REPORT

SOIL VAPOR SAMPLING – 1ST QUARTER 2011

Roxana, Illinois

Prepared for:

Shell Oil Products US
17 Junction Drive
PMB#399
Glen Carbon, Illinois 62034

June 2011

URS Corporation
1001 Highlands Plaza Drive West, Suite 300
St. Louis, MO 63110
(314) 429-0100
Project 21562593.00007

TABLE OF CONTENTS

SECTION 1 INTRODUCTION 1-1

SECTION 2 DESCRIPTION OF SUBSURFACE CONDITIONS 2-1

2.1 Geology 2-1
2.2 Hydrogeology 2-2

SECTION 3 INVESTIGATIVE PROCEDURES 3-1

3.1 Additional Vapor Monitoring Point Installation and Development 3-1
3.2 Vapor Monitoring Point Sampling 3-3
3.3 Health & Safety, Decontamination and Investigation-Derived Waste 3-7
3.4 Sample Handling and Laboratory Testing 3-8
3.5 Data Quality Review and Data Management 3-9

SECTION 4 INVESTIGATIVE RESULTS 4-1

4.1 Soil Vapor Analytical Results 4-1
4.2 Conceptual Site Model 4-3
4.2.1 Vapor Intrusion 4-3
4.2.2 Groundwater 4-4

SECTION 5 CONCLUSIONS 5-1

SECTION 6 REFERENCES 6-1

List of Tables

Table 1 1Q11 "Snapshot" Groundwater Gauging Results
Table 2 Soil Vapor Screening Criteria
Table 3 Summary of Soil Vapor Analytical Detections and Screening Results: Village - VOCs
Table 4 Summary of Soil Vapor Analytical Detections and Screening Results: Public Works Yard and WRR - VOCs
Table 5 Summary of Soil Vapor Analytical Detections - Natural Gases

List of Figures

Figure 1 Investigation Area Location Map
Figure 2 Vapor Monitoring Point Locations
Figure 3 Vapor Port Screen Comparison to Groundwater Elevations
Figure 4 Summary of Benzene Soil Vapor Analytical Results-Village
Figure 5 Summary of Benzene Soil Vapor Analytical Results-Public Works Yard
Figure 6 Summary of Benzene Soil Vapor Analytical Results-WRR
Figure 7 Typical Cross Section with Soil Vapor Benzene Results
Figure 8 Benzene distribution in Soil Vapor – 5 ft bgs
Figure 9 Benzene distribution in Soil Vapor – 10 ft bgs
Figure 10 Benzene distribution in Soil Vapor – 25 ft bgs
Figure 11 Benzene distribution in Soil Vapor – 38 ft bgs
Figure 12 Dissolved Phase Concentrations in Groundwater
Figure 13 Thickness of Free Product
Figure 14 WRR Pipelines and Tanks in the Vicinity of the North Property West Fenceline

TABLE OF CONTENTS

List of Appendices

Appendix A	Boring Logs and Well Construction Details
Appendix B	Soil Vapor Sampling Sheets
Appendix C	Laboratory Data & Review Sheets

Shell Oil Products US (SOPUS) has been conducting a subsurface investigation in the Village of Roxana, Illinois. For the purposes of this report, the term "Village" is used to denote the residential area generally bounded by 1st Street (north), 8th Street (south), Chaffer Street (east) and Route 111 (Central Avenue) (west). In addition to the Village, the "Investigation Area" referenced in this report also includes the Roxana Public Works Yard, and an area along the west property boundary (a/k/a west fenceline) of the adjacent WRB Refining, LP Wood River Refinery (WRR) (**Figure 1**). Some limited investigation has been conducted inside the WRR; this work was conducted in cooperation with ConocoPhillips Company (ConocoPhillips).

SOPUS started investigating and delineating soil vapor in the above area with the installation, development, and sampling of 64 vapor monitoring ports (VMPs) at 16 vapor monitoring locations (VMP-1 through -16) as identified in a work plan dated January 21, 2009 and approved with conditions by Illinois Environmental Protection Agency (IEPA) on May 12, 2009. The results of the vapor investigation and delineation efforts were documented in the *Dissolved Phase Groundwater Investigation and P-60 Free Phase Product Delineation Report,* dated February 18, 2010. Based on recommendations contained in that report, an additional four vapor monitoring ports were installed, developed, and sampled at three new vapor monitoring locations (VMP-17 through -19) in the Spring/Summer 2010, and the results were documented in the *Addendum to February 2010 Report – Supplemental Investigation Activities,* dated September 20, 2010.

IEPA provided comments to the February 18, 2010 report in a letter to SOPUS dated August 5, 2010. In particular, Comment number 3 requires quarterly soil vapor sampling and reporting.

In addition, Comment number 2 describes the need to further delineate the extent of soil vapors beneath the area. URS proposed five additional vapor monitoring point locations in the report, *Soil Vapor Sampling - 3rd Quarter 2010,* dated November 30, 2010. Four of these VMPs (VMP-21 through VMP-24) were installed in January 2011 and were added to the quarterly sampling program beginning with the 1st Quarter 2011 event. Two additional VMP's (the fifth proposed in the November 30 report (VMP-20) and one newly proposed (VMP-25)) were installed, developed, and sampled in March 2011. The locations of all points in the soil vapor sampling network are presented on **Figure 2**.

IEPA provided further comments in the letter to SOPUS approving the *Soil Vapor Extraction (SVE) Pilot Test Workplan* dated March 16, 2011. In particular, Comment number 2 requires that quarterly soil vapor sampling must continue at the 25 VMP locations and Comment number 9, requests an updated report which will include a discussion of the geology, extent of groundwater contamination, contaminated soil vapor distribution, and a summary of all available information.

This section summarizes the current understanding of the investigation area geology and hydrogeology.

2.1 GEOLOGY

The investigation area is located approximately 1.5 miles east of the Mississippi River within the American Bottoms floodplain. The surface topography is generally flat; however it slopes downward to the west-southwest in the southwestern portion of the Village, with a total drop in elevation of approximately 15 feet across the area.

The ground surface in the Village, where not developed with structures, is primarily grass covered with either concrete and/or chip-and-seal alleys or streets. Beneath any man-made fill material, the subsurface conditions generally consist of silty clay underlain by sands to the depths investigated.

The stratigraphy beneath the investigation area consists of the following materials, from the ground surface down:

- Fill - (mainly clay, some gravel and cinders, etc.) Extends from the surface up to approximately six feet below ground surface (bgs).
- Clay/Silt - Primarily silty clay. Where present, the clay generally extends from the base of the fill to approximately 12 feet bgs.
- Sand - Consisting primarily of fine to medium grained (which coarsens with depth) sand with some silt and clay, especially at the shallower depths. The sand begins at the base of the clay (or base of the fill if the clay is not present) and extends to the total depth of the borings.

Discontinuous lower permeability lenses of clay with some silt and sand are occasionally present. These lenses vary in thickness from 1 inch to a few feet and do not appear to be laterally (or vertically) extensive.

2.2 HYDROGEOLOGY

Groundwater in the sands underlying the investigation area is the primary source for large volume water production in the area (e.g., industrial and municipal supply). Prior to development in the area, the natural movement of groundwater was toward the west (toward the Mississippi River). Since development in the area, groundwater pumping has altered the groundwater flow in the area such that it now flows toward the nearby pumping wells (e.g. WRR, BP, etc).

The water table generally begins at a depth of approximately 25 to 40 feet bgs (approximately elevation 403 to 406), as a result of the change in surface elevation. Therefore, there is generally a 15 to 30 foot thick vadose (unsaturated) zone in the sand. The water levels have risen approximately 10 feet along the WRR west fenceline between 1st Quarter 2007 and 1st Quarter 2011, and approximately 4-5 feet between the 4th Quarter 2009 vapor sampling event and this event.

As indicated above, groundwater is hydraulically connected with the Mississippi River, however, given the large distance from the river and nearby high-volume groundwater pumping (e.g., WRR, BP, etc) water level fluctuations due to river changes in this area are muted.

Above the water table (approximately 20 feet bgs) are discontinuous low permeability clay lenses mixed with silt and sand. Groundwater will create isolated perched, water bearing zones on these lenses. However, due to the discontinuous nature, the perched groundwater lenses are limited in occurrence.

A gauging event was conducted on January 31, 2011 to understand groundwater conditions with respect to the deepest vapor ports. **Figure 3** shows the groundwater potentiometric surface for the investigation area, indicating groundwater flow being influenced by the WRR pumping wells.

The 1st Quarter 2011 soil vapor sampling was performed by URS in accordance with applicable URS site-specific Standard Operating Procedures (SOPs), that incorporate previous IEPA comments, conditions, and/or modifications. The 1st Quarter vapor sampling event was conducted between February 4 and 18, 2011 and March 14 and 15, 2011. Air Toxics, Ltd. of Folsom, California supported URS with the soil vapor analytical services.

Health and Safety during the field activities was governed by the *Route 111/Rand Avenue Vicinity Investigation Health and Safety Plan (HASP)* dated January 2011 (and updates) as prepared by URS. In addition, for work performed on WRR property, health and safety procedures were supplemented by the *ConocoPhillips Environmental and Geotechnical Work 2010 HASP*, dated March 2010, as prepared by URS. More information on site health and safety procedures is presented in **Section 3.3**.

3.1 ADDITIONAL VAPOR MONITORING POINT INSTALLATION AND DEVELOPMENT

Vapor Monitoring Point Installation

A total of 24 additional VMPs were installed at 6 locations in the Village. VMPs were installed approximately halfway down the alleys between Second St and Sixth St (VMP-20 through VMP-23), halfway down Seventh St (VMP-24) and near the intersection of Rand Ave and Route 111 (VMP-25). The locations for the new VMPs were chosen based on a need for additional delineation of the soil vapors beyond first set of VMPs (VMP-1 through VMP-19).

The VMPs at each location were installed using hollow stem auger drilling techniques. The drilling equipment was advanced through sand-filled boreholes which were previously cleared by air knife. Soil was continuously collected and logged by a qualified field scientist in accordance with applicable ASTM standards and the Unified Soil Classification System (USCS). The field scientist noted soil attributes such as color, particle size, consistency, moisture content, structure, plasticity, odor (if obvious), and organic content (if visible). Soil samples were also screened in the field using a photoionization detector (PID) and observations were noted on the soil boring logs (**Appendix A**).

At the six new VMP locations, ports were installed at four depths throughout the unsaturated zone as follows:

- 5 feet bgs (yellow);
- Approximately 10 feet bgs (blue);
- Approximately half way between the second and fourth ports (green); and

- The final port was screened near the approximate bottom depth of the closest adjacent VMP location (red).

These different sample depths are designated as the top depth of the screened interval in the sample IDs used during this field investigation. All depths were installed in the same boring.

Each vapor monitoring port consisted of a 0.5-inch outer diameter by 6-inch long Geoprobe Systems stainless-steel screen connected to a 0.125-inch diameter continuous stainless-steel riser tubing extending to the ground surface. A sand pack was placed in the annular space from approximately six inches below to six inches above each stainless-steel screen. Hydrated bentonite chip seals were placed between individual vapor monitoring port sand pack intervals. The remaining annular space was filled with hydrated bentonite chips to the ground surface and completed at the surface with a flush-mounted protective cover. The stainless-steel tubes from each individual sampling port were capped with a Swagelok® stainless-steel reducer and plug (as shown in the center of the photograph above). The vapor monitoring port construction logs are provided in **Appendix A**.



Picture depicts typical vapor monitoring port.

Vapor Monitoring Port Development

The VMPs were developed prior to sampling. During development, a volume of air equal to three times the volume of the sand pack and the vapor port was purged from each vapor monitoring port using a peristaltic pump at a rate of no greater than 2 L/min.

Soil vapors were discharged to the atmosphere through an in-line charcoal filter. During development, discharged vapors were monitored for VOCs, carbon dioxide (CO_2), carbon monoxide (CO), hydrogen sulfide (H_2S), the lower explosive limit (LEL) and oxygen (O_2), with a PID and 4-gas monitor to ensure that the in-line charcoal filter was working properly.

The field crew also monitored for the presence of groundwater that may have infiltrated the vapor port. Groundwater was observed in four of the ports during VMP development activities; VMP-20-39.5, VMP-23-40, VMP-25-9.5, and VMP-25-31. Three of these VMPs are shown to be screened lower than the gauged water table. One, VMP-25-9.5, is suspected to be affected by perched water above a clay layer.

3.2 VAPOR MONITORING POINT SAMPLING

The investigation area includes three separate areas: a portion of a residential area in the Village of Roxana; the Public Works Yard for the Village; and the adjoining portion of the WRR. The soil vapor sampling network consists of 25 vapor monitoring point (VMP) locations (**Figure 2**). For the initial VMP locations (VMP-1 through VMP-19), ports are generally at four depths[1] throughout the subsurface as follows, which was based on IEPA direction:

- 5 feet bgs,
- 5 feet above the groundwater depth as observed during installation,
- Generally 1 foot below the shallow clay/sand interface (the upper bentonite seal was below the interface)[2], and
- The final port was screened approximately halfway between the port at the shallow clay/sand interface and the port located five feet above the water table with a bias toward intervals with elevated Photoionization Detector (PID) readings.

These different sample depths are designated by the top depth of the screened interval in the sample IDs used during this field investigation. The individual ports were color coded in the field, shallow to deep, using the color scheme of yellow (5 feet bgs), blue (second interval), green (third interval), and red (5 feet above water). Single ports that were added during the supplemental sampling, conducted 2nd quarter 2010, were color coded white.

Vapor Monitoring Port Sampling

VMP sampling activities were attempted at each vapor monitoring port. The sampling was performed in accordance with SOP No. 44R – Soil Vapor Purging and Sampling.

- Data pertaining to canister ID, start and finish time, initial and final vacuum readings, purge volumes, and leak checks were recorded on the Soil Vapor Sampling – Canister Sampling Data field sheets, included in **Appendix B**. Data recorded in the field using portable field analyzers such as a PID, flame ionization detector (FID), multi-gas meter, landfill gas meter, and a helium gas detector were recorded on the Soil Vapor Sampling – Tedlar Sampling Data field sheet. These data sheets are included following the canister sampling data in **Appendix B**. Field measurements from this event and previous events are presented on **Table B-1** in **Appendix B**, following the field sheets.

[1] With the exception of single shallow ports at VMP-17, 18, and 19 and five ports at VMP-3.
[2] Exceptions were made at 3 (VMP-3, VMP-4, and VMP-9) of the 16 original locations based on a review of either geological information and/or PID readings. A fifth shallow port was added at VMP-3 during the supplemental investigation.

- Prior to mobilizing for sampling, an initial stainless-steel canister vacuum check was performed. A designated pressure gauge provided by the laboratory was attached to the stainless-steel canister inlet. The stainless-steel canister valve was opened completely. The pressure gauge reading was recorded as "Initial Vacuum Reading" on the stainless-steel canister tag and the field sheet. This ensured that the canister showed a vacuum of approximately 28 to 30 inches of mercury (Hg). If the canister displayed a vacuum of less than 25 inches of Hg, the canister was set aside and returned to the lab without a sample.

  In addition, prior to mobilization, each flow controller was subjected to an isolated vacuum check to ensure that frequently used connectors did not leak. This was conducted by attaching a plug to one end of the controller and a barbed connector to the other. A 15 mL hand pump with a vacuum gauge was then attached to the barb. The hand pump evacuated the air inside the controller until a vacuum of at least 10 inches Hg was achieved. If the vacuum change over five minutes was $\leq$ 0.5 in. Hg, the controller was considered acceptable for sampling use.

- The following steps were used to collect each sample.
  - Upon arrival at a sampling location, the sampling crew would open the vapor point vault to check integrity of the surface components of each of the individual soil vapor monitoring ports. This included checking that each port was closed with its Swagelok® stainless-steel reducer and plug in place and properly labeled to identify the depth.
  - The sample train was set up as shown in the photo on the following page. Teflon® tubing was connected directly to the monitoring port using compression ferrule connections. A flow controller, provided by the laboratory, was then connected to the stainless-steel canister inlet. Flow controllers were not reused during the sampling event. Each flow controller is pre-set by the laboratory to collect the sample over a half-hour period. For a 1-Liter stainless-steel canister, one half-hour is a standard collection time (~27 ml/min). Once the sample train was assembled, a vacuum leak check was performed in accordance with SOP 44R.
  - An enclosure was then placed over the VMP and assembled sample train as shown in the photo below. The enclosure has openings for:
    - The introduction of tracer gas (i.e., helium);
    - Pressure relief to the atmosphere and access for a tracer gas monitoring device;

- Tygoprene tubing to connect to the peristaltic pump for Valve #1 (out) and Valve #2 (in and out).



The enclosure has sufficient glove access to open or close all valves within. The enclosure was sealed to the ground at each location with a hydrated bentonite seal.

- Helium gas was introduced into the enclosure until the atmosphere reached a concentration of approximately 30 to 50% Helium; the regulator on the helium tank was then manually controlled to maintain that range.
- Three volumes were purged from each monitoring port prior to sampling using a 15 mL hand pump[3]. If the pump gauge held a vacuum, these VMPs were assumed to be saturated with water and no sample was collected (see additional information below in the section on "Additional Notes on VMP Sampling"). Following purging, a Tedlar bag sample was collected using a peristaltic pump to obtain readings for helium with a Dielectric Technologies MGD-2002 field analyzer. This check was used to verify the vacuum check for the sample train and integrity of the sample port. If the helium readings were $\geq$10% of the concentration of the helium in the enclosure, the Tedlar bag was additionally analyzed using a Landtec landfill gas detector to obtain a direct

[3] The purge volume was calculated using the following assumptions: vapor port tubing (1/8-in diameter): 2.41 mL/foot (single volume) and sample train assembly (1/4-in diameter): 9.65 mL/foot (single volume).

methane reading. The presence of methane can cause a false positive helium reading on the MGD-2002 field analyzer.

- Once the initial helium leak check was completed, the stainless-steel canister was opened to collect a sample for approximately 30 minutes or until a vacuum gauge reading of 5 inches Hg was observed. The vacuum gauge was always allowed to reach less than 10 inches Hg, but was never allowed to drop below 2 inches of Hg. Once the stainless-steel canister was filled, the valve is closed (isolating it from the sample train) and soil vapor is bypassed to the second tedlar bag.
- A second Tedlar bag was filled following the completion of the stainless-steel canister sampling. Soil vapor readings were taken from the Tedlar bag for total volatile organics with a Multi-RAE PID and a Thermo Scientific TVA 1000 Vapor Analyzer FID; for hydrogen sulfide (H_2S), carbon monoxide (CO), oxygen (O_2), and lower explosive limit (LEL) with a Multi-RAE gas meter; and for carbon dioxide (CO_2), methane (CH4), lower explosive limit (LEL), and oxygen (O_2) with a Landtec GEM 2000 landfill gas meter. Readings were also obtained and recorded for helium with helium detector. This check was used to verify the sample train integrity at the completion of sampling. If the helium readings were $\geq$10% of the concentration of the helium in the enclosure, a 3rd Tedlar bag was collected as described below(see additional information below in the section on "Additional Notes on VMP Sampling").
- At the completion of sampling, the stainless-steel canister and flow controller were removed and separated from the sample train and final vacuum reading were taken with a separate gauge. The stainless-steel canisters were then kept in a safe location, to minimize temperature change and protect the canister stem prior to shipping.
- At the completion of sampling, the port was closed with its plug to maintain port integrity.

The field sampling sheets for this event are provided in **Appendix B.** Field duplicates were collected to fulfill the QA/QC requirements. Field duplicates were collected by way of an additional T-connection in the sample train and attaching a second stainless-steel canister with a separate flow controller. Both the original and duplicate sample would be started at the same time. The results of the work are discussed in **Section 4.1**.

Additional Notes on VMP Sampling

Saturated VMP Screens – Prior to sampling, groundwater gauging was conducted to evaluate groundwater elevations in relation to VMP screens. The gauging data is presented on **Table 1**. The groundwater contours created using the gauging data indicated that several of the deep ports were submerged beneath the water table, as shown on **Figure 3**. To confirm the submerged screens, purging was attempted at each of the deep ports with the 15 mL hand pump. Fifteen of the 22 deep ports held vacuum when purging was attempted with the hand pump indicating saturated screens.

Results of Helium Leak Check – A third Tedlar bag was filled directly from the vapor port via a peristaltic pump after the shroud was removed. This check was used to measure and evaluate both helium and methane to determine if helium readings measured by the detector were due to a leak (i.e., helium readings drop from the second Tedlar readings) or methane (still elevated readings on the helium detector). Methane has the potential to cause false positives during use of a helium detector.

Of the 74 vapor monitoring ports sampled during the 1st Quarter 2011 vapor sampling, the concentration of helium in the second Tedlar bag was >10% of the concentration of helium in the enclosure at six vapor monitoring ports. Overall, the readings from the third Tedlar bag indicate that the concentrations measured by the helium detector were consistent with the second Tedlar concentration, indicating that the apparent helium leak was not from the surface sample train. This indicated that most of the elevated readings were false positives due to methane and the sample integrity was acceptable. This is in line with helium leak test results from the prior events.

3.3 HEALTH & SAFETY, DECONTAMINATION, AND INVESTIGATION DERIVED WASTE

Health & Safety

The soil vapor sampling was performed in general accordance with the site HASPs. URS field personnel primarily wore U.S. Environmental Protection Agency (USEPA) Level D personal protective equipment (PPE). In addition, work performed within the WRR was completed while wearing flame retardant clothing (FRCs).

A PID with a 10.6 electron volt (eV) probe and combustible gas indicator (CGI) were used during the field activities to monitor the air quality of the work zone for health and safety purposes. Field instruments were calibrated prior to each day's use in accordance with the manufacturer's specifications. Health and safety related information was primarily recorded in field logbooks. For work conducted on the WRR, ConocoPhillips personnel inspected the work

areas and monitored the ambient air, as necessary prior to the issuance of daily work permits (in areas where ConocoPhillips required).

Prior to beginning site work, and at the start of work each day, a daily safety meeting was held. The purpose of this meeting was to discuss the day's planned activities and to address any potential health and safety concerns.

Decontamination

Field equipment underwent decontamination procedures to ensure the health and safety of those present, to maintain sample integrity, and to minimize cross contamination between sampling locations.

Non-disposable/reusable sampling equipment (e.g., compression fittings) was decontaminated prior to the collection of each analytical sample by spraying with Alconox or Liquinox and distilled water. For vapor sampling equipment, a 15 mL hand pump was attached to the sampling apparatus and air was pumped into the sampling apparatus to ensure that any dust particles or moisture inside the apparatus was removed.

Investigation Derived Waste (IDW)

IDW including PPE and expendable materials (e.g., gloves and tubing) having a low probability of impact were collected in trash bags and disposed with municipal waste.

3.4 SAMPLE HANDLING AND LABORATORY TESTING

Sample Handling

Stainless-steel canisters were labeled with a sample ID, site name, sampler initials, sample date and time, the parameters that were to be analyzed, and pre- and post- vacuum readings. After collection, the samples were logged on a chain of custody (COC) form and packaged in a UN certified box to prevent damage during shipment. The samples were then delivered, under the proper COC documentation, to the laboratory. Due to the potential flammable nature of the vapor in the stainless-steel canisters, the soil vapor samples were shipped as hazardous materials according to applicable International Civil Aviation Organization (ICAO) regulations.

Laboratory Testing

The following test methods were utilized during this scope of work:

- VOCs via Modified USEPA TO-15 for soil vapor, and

- Natural gases (defined for purposes of this report as oxygen, nitrogen, carbon monoxide, methane, carbon dioxide, ethane, and ethene) via Modified ASTM D-1946 + Helium for soil vapor.

URS worked with the laboratory to attain reporting limits for compounds that have screening criteria so that, to the extent possible, they were less than the screening criteria. URS requested that Air Toxics report results between the method detection limit (MDL) and reporting limit (RL). Although results reported in this range are "J" - flagged as estimated, these data may be beneficial in cases where analytes would otherwise be reported as non-detect at RLs above screening levels. The laboratory provided URS with a list of their "base" RL capability for target analytes. Sample RLs are a product of base RL, pressurization dilution factor, and analytical dilution factor. Thus the sample RL will increase with increases in dilution factor. Results that fell below the RLs but above the MDL were "J"-flagged as estimated concentrations by the laboratory. The screening values used were presented in IEPA's proposed amendments to Tiered Approach to Corrective Action Objectives (TACO) Title 35 – Part 742; Appendix B, Table H: Tier 1 Soil Gas and Groundwater Remediation Objectives for the Indoor Inhalation Exposure Route – Diffusion and Advection for soil vapor dated November 9, 2010 and are shown on **Table 2**. Note, not all TO-15 Method constituents have TACO screening criteria. Previous report data were compared against Appendix B, Table G of Title 35 – Part 742.

3.5 DATA QUALITY REVIEW AND DATA MANAGEMENT

Laboratory data were provided in electronic form. Analytical data were independently reviewed and qualified by URS. A Level III review was performed on the analytical data. Evaluation of the data followed procedures outlined in the USEPA National Functional Guidelines for Superfund Organic Methods Data Review (2008). Specific criteria reviewed included sample receipt condition and holding times, method blanks, surrogate spike recoveries, laboratory control samples, results reported from dilutions, and field duplicate results. The laboratory assigned data qualifiers on the basis of their quality control or to indicate sample analysis information (e.g., dilutions). Data qualifiers were also added by URS, as appropriate, and are included on the data tables and laboratory result pages. Laboratory data reports along with data reviews (Level III) are included in **Appendix C**.

For vapor sampling, a total of 83 samples (74 investigative and 9 field duplicates) were prepared and analyzed for VOCs (TO-15 analytes) and natural gases.

Laboratory method blanks were analyzed to evaluate for the existence and magnitude of any contamination resulting from field and laboratory activities. Compounds detected in blanks and qualified in samples are specified in the data reviews (**Appendix C**). Due to blank

contamination, certain TO-15 VOCs were qualified non-detect (**U**) in 17 samples, which can be found in the data review report.

Surrogate spike recoveries are used to evaluate overall laboratory performance for sample preparation efficiency on a per sample basis. Vapor samples analyzed were spiked with surrogate compounds during sample preparation. Surrogate recoveries outside evaluation criteria are discussed in the data reviews (**Appendix C**). Compounds that were detected in samples: VMP-5-5-021611, VMP-16-5-021511, and VMP-4-23.5-021411 were qualified as estimated detect (**J**) due to surrogate recoveries above evaluation criteria.

Laboratory control samples (LCS) are analyzed with each analytical batch to assess the accuracy of the analytical process. LCS recoveries outside evaluation criteria are specified in the data reviews (**Appendix C**). Due to low LCS recoveries, the VOC compound 1,2,4-trichlorobenzene was qualified as estimated non-detect (**UJ**) in samples VMP-20-5-031411 and VMP-25-5-031511.

Field duplicate results are used to evaluate precision of the entire data collection activity, including sampling, analysis and site heterogeneity. Field duplicates are discussed further in the data reviews (**Appendix C**). Several TO-15 VOC compounds (acetone, 2-propanol, hexane, cyclohexane, 2,2,4-trimethylpentane, heptane, toluene, m,p-xylenes) were qualified as estimated detect (**J**) in field duplicate pair, VMP-18-8.5-020711/VMP-18-8.5-020711 DUP (sample delivery group (SDG) 1102167) due to field duplicate pair RPD outside evaluation criteria. The TO-15 VOC compound, 2-propanol was qualified as estimated detect (**J**) in field duplicate pair VMP-9-11.5-020911/VMP-9-11.5-020911-DUP (SDG 1102236). Several TO-15 VOC compounds (acetone, hexane, cyclohexane, benzene, heptane, and chlorobenzene) were qualified as estimated detect (**J**) in field duplicate pair VMP-25-21-031511/VMP-25-21-031511-DUP due to field duplicate RPD outside evaluation criteria.

Samples were analyzed at dilution due to high levels of both target and non-target analytes. In cases where re-analysis was performed to bring compounds that had originally exceeded calibration range of the instrument into range, results for the compounds that had originally exceeded calibration range were reported from the re-analysis runs and all other results were reported from the original analyses. SDG 1102167 samples VMP-1-5-020411, VMP-1-8.5-020411, VMP-1-23.5-020411, VMP-2-5-020411, VMP-2-8.5-020411, VMP-2-22-020411, VMP-6-31.5-020711, VMP-7-29.5-020711, VMP-7-38-020711, VMP-9-5-020811 and VMP-3-22-020811 were diluted due to high levels of non-target analytes. SDG 1102236 samples VMP-9-25.5-020911, VMP-9-38.5-020911, and VMP-21-5-020911 were diluted due to high levels of target analytes. SDG 1102236 sample VMP-21-5-020911-DUP was diluted due to the presence

of high level non-target analytes. SDG 1102306 samples VMP-12-25-021511, VMP-16-5-021511, VMP-22-5-021111 and VMP-4-23.5-021411 were diluted due to high levels of target analytes. SDG samples VMP-12-11.5-021511, VMP-12-11.5-021511-DUP, VMP-12-5-021511, VMP-4-12-021411, VMP-22-18-02111, and VMP-4-5-021411 were diluted due to high levels of non-target analytes. SDG 1102306 samples VMP-16-5-021511 and VMP-4-23.5-021411 (SDG 1102306) were diluted and re-analyzed to bring the highest level compounds within calibration range of the instrument. SDG 1102377 samples VMP-5-5-021611 and VMP-5-31-021611 (SDG 1102377) were diluted and re-analyzed to bring the highest level compounds within calibration range of the instrument. SDG 1102390 samples VMP-14-20-021811, VMP-14-29-021811, VMP-13-5-021811, VMP-13-10.5-021811, VMP-13-10.5-021811-Dup, VMP-13-21.5-021811, and VMP-13-29.5-021811 were diluted due to high levels of target analytes. SDG 1103359 sample VMP-25-5-031511 was diluted and re-analyzed to bring the compound, 2,2,4-trimethylpentane within calibration range of the instrument. SDG 1103359 samples VMP-25-21-031511 and VMP-25-21-031511-DUP (SDG 1103359) were diluted due to high levels of target analytes.

Additionally, the TO-15 VOC compound, ethanol was qualified as estimated detect (**J**) in SDG 1102377 samples VMP-15-5-021611, VMP-24-5-021611, VMP-24-10-021611, VMP-24-22-021711, VMP-24-34-021711, and VMP-14-5-021711 due to continuing calibration recoveries above evaluation criteria. Similarly, ethanol was qualified estimated detect (**J**) in SDG 1103359 samples VMP-20-5-031411, VMP-20-10-031411, and VMP-20-25-031411.

Based on the review criteria, soil vapor results reported for the analyses performed were accepted for their intended use. Acceptable levels of accuracy and precision, based on laboratory control sample (LCS), surrogate, and field duplicate data were achieved for these SDGs to meet the project objectives.

Field data and documentation collected as part of this scope of work became part of the project file. URS maintains the files for the site, and the database management system.

The following documentation was completed and supplements the COC records:

- Field logbooks
- Field sample collection sheets
- Safety documentation

4.1 SOIL VAPOR ANALYTICAL RESULTS

The following TO-15 analytes were detected at concentrations above the reporting limit in soil vapor during this quarterly sampling event:

Acetone	Hexane
Benzene	*Isopropylbenzene*
2-Butanone	2-Propanol
Carbon disulfide	n-Propylbenzne
Chlorobenzene	*Tetrachloroethene*
Chloroform	Toluene
Cyclohexane	1,2,4-Trimethylbenzne
Ethanol	1,3,5-Trimethylbenzene
Ethylbenzene	2,2,4-Trimethylpentane
4-Ethyltoluene	m,p-Xylene
Heptane	o-Xylene

Additionally, Bromodichloromethane, Chloroethane, Chloromethane, alpha-Chlorotoluene, 1,2-Dichlorobenzene, 1,3-Dichlorobenzene, 1,4-Dichlorobenzene, Dichlorodifluoromethane, 1,4-Dioxane,, 2-Hexanone, Methylene Chloride, 4-Methyl-2-pentanone, Styrene, Tetrahydrofuran, Trichloroethene, Trichlorofluoromethane were detected at concentrations estimated below the reporting limit. The constituents listed in italics above were detected above the reporting limit in the soil vapor samples collected during this sampling event, but were not detected above the reporting limit during the previous sampling event.

Cumulative tabular summaries of the analytical results for the Village and for the Public Works Yard and WRR are presented in **Tables 3** and **4**, respectively**.** Analytical results were compared to the previously mentioned screening values. VMP-1 through VMP-9, and VMP-18 through VMP-24 (located near residences in the Village) were compared against the residential screening criteria and samples from VMP-10 through VMP-17, and VMP-25 (located at the Public Works Yard or WRR) were compared against the industrial/commercial screening criteria. Constituents that do not have a screening value associated with them on **Table 2** are being tracked for changes in concentration. A cumulative tabular summary of the natural gas results is presented in **Table 5.** The analytical results for the soil vapor samples collected during this quarterly sampling event can be viewed in **Appendix C.**

The new screening criteria are orders of magnitude lower, and as such caused more sample results which exceed their relevant screening criterion, including results at locations which previously were not highlighted as exceeding any criterion. The lower screening criteria also

resulted in a number of non-detect values to exceed the relevant screening criterion.

Benzene and m,p-Xylene were the only VOC which exceeded its relevant screening criterion for residential areas or commercial/industrial areas for the 1st Quarter 2011. Therefore, benzene was selected as the key analyte to characterize soil vapor, in the paragraphs below.

Village

Benzene concentrations from locations within the Village ranged from non-detect (< 0.0033 mg/m^3) (VMP-9-11.5) to 340 mg/m^3 (VMP-4-31.5). The results of screening for samples collected in the Village against residential screening criterion indicate that 17 of the sample points had a benzene concentration above the residential screening criterion (0.37 mg/m^3) during this sampling event. The cumulative results for benzene in soil vapor for samples collected in the Village are depicted in **Figure 4**.

Public Works Yard

Benzene concentrations from locations within the Public Works Yard ranged from non-detect (< 0.0038 mg/m^3) (VMP-10-5) to 40,000 mg/m^3 (VMP-14-29). Six of the soil vapor ports exceeded the commercial/industrial screening criterion (2.8 mg/m^3) for benzene during this sampling event. The cumulative results for benzene in soil vapor for samples collected in the Public Works Yard are depicted in **Figure 5**.

WRR

Benzene concentrations from locations within the WRR ranged from 7.1 mg/m^3 (VMP-16-13.5) to 7,600 mg/m^3 (VMP-12-5). The results of screening for samples collected in the WRR exceeded the commercial/industrial screening criterion (2.8 mg/m^3) for benzene at all six ports sampled during this sampling event. The cumulative results for benzene in soil vapor for samples collected in the WRR are depicted in **Figure 6**.

Natural Gas Data

A summary of the natural gas results is presented in **Table 5.** Natural gas data in general, indicate that the concentration of methane decreases as one goes from deeper to shallower depths which is opposite for oxygen concentrations that increase as one goes from deeper to shallower depths (methane and oxygen are generally inversely correlated in soil vapor). The higher oxygen levels (>5%) in the shallow depths with negligible methane indicate an environment capable of supporting aerobic biodegradation.

4.2 CONCEPTUAL SITE MODEL

4.2.1 Vapor Intrusion

The primary concern for shallow soil gas is the potential intrusion through basement and/or building slabs. As a result, elevated hydrocarbon levels at greater depths are not directly significant. **Figure 7** presents a cross-section along Chaffer Street with a vertical distribution of the benzene concentrations superimposed.

At most locations, oxygen is present in the shallow depths and little or no aromatic hydrocarbons (e.g., BTEX) are present. Carbon dioxide (i.e., biogas) levels are relatively high throughout the soil column at many locations which supports that degradation of petroleum hydrocarbons is occurring via aerobic biodegradation. While groundwater elevations are currently higher than the recent past, there is up to 30 feet of open vadose zone which allows for biological degradation of constituents in soil vapor as they slowly diffuse upwards.

C Tech Development Corporation's Environmental Visualization System PRO, Version 9.52 (EVS-PRO) was used to model the distribution of benzene in the soil vapor. **Figures 8** through **11** present a horizontal distribution of benzene at 5, 10, 25, and 38 feet bgs, respectively.

EVS Descriptions and Assumptions:

Plan View Model Output – The data input for the plan view model was not limited by depth and was modeled in three dimensions (3D). The two dimensional (2D) appearance of the figures created from the 3D model was achieved by displaying an aerial view of horizontal slices through the model. The horizontal slices were taken parallel to the ground surface that was created from GPS survey data, rather than at single elevation plane. The result of this is a surface that accurately represents soil vapor concentrations at discreet depths measured from ground surface.

Inward Kriging / Boundary Cut-off – This method of kriging limits the horizontal extent of data modeling to the extent of the data on the x/y plane in a convex hull.

More simply, if each soil boring location were represented by a tack pushed into the model's surface and a rubber band stretched around them, the model would be represented by the space inside the rubber band.

Vertical Cut-off – The bottom surface of this model is based on the first quarter 2011 groundwater gauging data collected in Roxana. The groundwater gauging data was used to model a 2D surface that represents the interface between the top surface of groundwater and the bottom surface of soil vapor.

Duplicate Samples – Analytical concentrations from duplicate samples collected at the same location and depth were averaged.

Detection Limits – In cases where the lab reported a non-detect, half the value of the lab detection limit was used in the model. This conservative method is based on the assumption that the soil is likely not free of benzene but the quantity contained is lower than detectable at the analyzed dilution.

4.2.2 Groundwater

The results of investigations to date depict two distinct but commingled groundwater plumes, a dissolved phase benzene plume located primarily beneath the Public Works Yard and a dissolved phase hydrocarbon plume located further north beneath the WRR and extending a short distance west beneath the Village (**Figure 12)**. The thickness of free phase product as observed during gauging during the 1st Quarter 2011 is presented in **Figure 13**.

The dissolved phase benzene plume appears to be associated with a 1986 benzene release which occurred from a pipeline in the extreme southwestern portion of the Village of Roxana in a commercial/industrial area just west of the intersection of Rand and Highway 111. The groundwater flow direction, as a result of groundwater being pulled towards the WRR pumping centers, has influenced the distribution of the dissolved benzene plume and pulled it primarily under the Public Works Yard.

The distribution of benzene concentrations extends between the 1986 benzene release location and the refinery. The area of impact widens closer to the refinery, consistent with groundwater flow toward pumping centers (refer to **Figure 3**). Benzene concentrations in proximity to and under the Village of Roxana Public Works Yard have been identified in the hundreds to approximately 1,100 part per million (ppm). Benzene concentrations on the north and south edges of this area generally exhibit part per billion (ppb) benzene concentrations, showing that concentrations drop off dramatically with distance from the plume area.

Although multiple additional pipelines exist within the investigation area (**Figure 14**), information regarding specific releases is unavailable. Past releases of petroleum products at the WRR have resulted in a dissolved phase groundwater plume beneath the refinery, along the west fenceline, and within a portion of the Village. In addition, the edge of a light, non-aqueous phase liquid (LNAPL, a/k/a free product) plume has been observed in certain areas near the west fenceline, extending slightly into the village near the intersection of 3rd Street and Chaffer Street. The primary LNAPL plume is located further east in the refinery. Groundwater pumping and product skimming activities at the WRR, as required by the RCRA Part B Permit, act to contain and recover LNAPL and dissolved phase impacts.

URS conducted 1st quarter 2011 soil vapor sampling effort on behalf of SOPUS in the Village of Roxana (both the Village and the Public Works Yard) and a limited portion of the WRR. The following conclusions are based on the data collected as part of this work, as integrated with the results from previous work.

- Soil vapor samples were collected from 25 locations and 74 ports during the 1st quarter soil vapor sampling. Some of these locations coincide with areas of the highest observed groundwater impact.
- The hydrocarbon vapors diffuse and biodegrade upwards through the soil, so as expected the highest concentrations are at depth and decrease closer to the surface.
- Within the Village, benzene concentrations range from ppb in the shallow samples to hundreds of ppm in deeper samples. The residential screening criterion has been exceeded in 18 ports at 11 locations throughout the village primarily in the deeper ports.
- Within both the Public Works Yard and the WRR, benzene concentrations range from ppb in the shallow samples to thousands of ppm in deeper samples. The commercial/industrial screening criterion has been exceeded in 14 ports at 5 locations within and surrounding the Roxana Public Works Yard and the WRR.
- In accordance with Comment 10 of the March 16, 2011 letter from IEPA a full-scale soil vapor extraction system design plan is being completed for submittal in early June 2011.

Illinois Environmental Protection Agency (IEPA), 2009; (IEPA 2009); *Letter providing approval with comments and modifications of the SOPUS*, 2009B work plan. Issued to Shell Oil Products US (SOPUS), dated May 12, 2009.

Illinois Environmental Protection Agency (IEPA), 2010; (IEPA 2010); *Letter providing approval with comments the SOPUS 2010 Delineation Report*. Issued to Shell Oil Products US (SOPUS), dated August 5, 2010.

Illinois Environmental Protection Agency (IEPA), 2011; (IEPA 2011); *Response to December 31, 2010 submittal*. Issued to Shell Oil Products US (SOPUS), dated March 16, 2011.

Shell Oil Products US (SOPUS), 2008 (SOPUS, 2008); *Dissolved Phase Groundwater Investigation Work Plan – Roxana, Illinois*; Prepared by URS Corporation (URS); dated September 5, 2008.

Shell Oil Products US (SOPUS), 2009 (SOPUS, 2009a); *Subsurface Investigation – Route 111/Rand Avenue Vicinity Investigation – Roxana, Illinois*; Prepared by URS Corporation (URS); dated January 21, 2009.

Shell Oil Products US (SOPUS), 2009 (SOPUS, 2009b); *Dissolved Phase Groundwater Investigation and P-60 Free Phase Product Delineation Work Plan – Roxana, Illinois*; Prepared by URS Corporation (URS); dated January 21, 2009.

Shell Oil Products US (SOPUS), 2010; (SOPUS, 2010a); *Dissolved Phase Groundwater Investigation and P-60 Free Phase Product Delineation Report - Roxana, Illinois*; Prepared by URS Corporation (URS); dated February 2010.

Shell Oil Products US (SOPUS), 2010; (SOPUS, 2010b); *Addendum to February 2010 Report - Supplemental Investigation Activities - Roxana, Illinois*; Prepared by URS Corporation (URS); dated September 20, 2010.

Shell Oil Products US (SOPUS), 2010; (SOPUS, 2010c); *Soil Vapor Sampling-4th Quarter 2010 - Roxana, Illinois*; Prepared by URS Corporation (URS); dated January 2011.

URS Corporation (URS), 2010 (URS, 2010a); *Route 111/Rand Avenue Vicinity Investigation Health and Safety Plan – Roxana, Illinois*; dated August 2010.

URS Corporation (URS), 2010 (URS, 2010b); *ConocoPhillips Environmental and Geotechnical Work 2010 Health and Safety Plan – WRB Refining LLC Wood River Refinery*; dated March 2010.

US Environmental Protection Agency (USEPA), 2008; *Contract Laboratory Program National Functional Guidelines for Organic Methods Data Review*

TABLE 1
1Q11 "SNAPSHOT" GROUNDWATER GAUGING RESULTS

WELL ID	DATE GAUGED	TOP OF CASING (feet MSL)	DEPTH TO LNAPL (feet)	DEPTH TO WATER (Static)	WATER-LNAPL INTERFACE (feet MSL)	LNAPL ELEVATION (feet MSL)	LNAPL THICKNESS (feet)	CORRECTED WATER LEVEL ELEVATION (feet MSL)	SCREENED INTERVAL ELEVATION (feet MSL)	COMMENTS
MW-1	1/31/2011	442.86	NE	37.81	NA	NA	NA	405.05	399.45 - 384.45	*
MW-2	1/31/2011	443.93	NE	38.88	NA	NA	NA	405.05	396.74 - 381.74	*
MW-3	1/31/2011	430.36	NE	25.17	NA	NA	NA	405.19	399.38 - 384.38	*
MW-4	1/31/2011	441.58	NE	36.28	NA	NA	NA	405.30	398.95 - 383.95	*
MW-6A	1/31/2011	432.42	NE	26.56	NA	NA	NA	405.86	400.11 - 385.44	*
MW-6B	1/31/2011	432.29	NE	26.43	NA	NA	NA	405.86	368.74 - 363.74	*
MW-6C	1/31/2011	432.11	NE	26.20	NA	NA	NA	405.91	347.84 - 342.84	*
MW-6D	1/31/2011	431.99	NE	26.07	NA	NA	NA	405.92	327.82 - 322.82	*
MW-7	1/31/2011	443.10	NE	37.67	NA	NA	NA	405.43	400.18 - 390.18	*
MW-9	1/31/2011	445.20	NE	39.80	NA	NA	NA	405.4	399.17 - 389.17	*
MW-10	1/31/2011	445.03	NE	39.53	NA	NA	NA	405.5	401.14 - 391.14	*
MW-11	1/31/2011	442.33	NE	37.36	NA	NA	NA	404.97	401.08 - 391.08	*
MW-12	1/31/2011	442.60	NE	37.64	NA	NA	NA	404.96	401.91 - 391.91	*
MW-13	1/31/2011	430.27	NE	24.60	NA	NA	NA	405.67	405.22 - 395.22	*
GP-9-PZ	1/31/2011	442.41	NE	37.90	NA	NA	NA	404.51	404.81 - 394.81	
ROST-3-PZ	1/31/2011	442.29	NE	37.50	NA	NA	NA	404.79	404.18 - 379.18	*
ROST-4-PZ	1/31/2011	442.27	37.08	37.12	405.15	405.19	0.04	405.18	402.29 - 392.29	*
P-52	1/31/2011	444.25	NE	36.47	NA	NA	NA	407.78	409.25 - 384.25	
P-53	1/31/2011	446.23	NE	39.49	NA	NA	NA	406.74	407.73 - 382.73	
P-54	1/31/2011	442.18	NE	37.48	NA	NA	NA	404.70	404.18 - 397.18	*
P-55	1/31/2011	445.95	NE	40.92	NA	NA	NA	405.03	405.50 - 380.50	
P-56	1/31/2011	446.02	NE	43.16	NA	NA	NA	402.86	405.84 - 380.84	
P-57	1/31/2011	446.53	NE	41.27	NA	NA	NA	405.26	406.07 - 381.07	
P-58	1/31/2011	444.92	NE	39.30	NA	NA	NA	405.62	404.70 - 379.70	*
P-60	1/31/2011	446.57	42.05	42.10	404.47	404.52	0.05	404.51	398.61 - 378.61	*
P-60-11	1/31/2011	446.18	38.01	38.21	407.97	408.17	0.20	408.12	393.08 - 378.08	*
P-60-12	1/31/2011	443.31	NE	38.84	NA	NA	NA	404.47	383.31 - 373.31	*
P-60-13	1/31/2011	442.43	37.50	38.21	404.22	404.93	0.71	404.75	402.43 - 382.43	*
P-61	1/31/2011	444.27	NE	39.49	NA	NA	NA	404.78	398.59 - 373.59	*
P-62	1/31/2011	442.32	36.76	38.10	404.22	405.56	1.34	405.21	400.85 - 375.85	*
P-63	1/31/2011	445.75	39.88	40.04	405.71	405.87	0.16	405.83	398.46 - 373.46	*
P-64	1/31/2011	446.52	40.65	40.97	405.55	405.87	0.32	405.79	399.29 - 374.29	*
P-65	1/31/2011	444.53	38.00	38.01	406.52	406.53	0.01	406.53	396.91 - 371.91	*
P-66	1/31/2011	436.70	30.95	30.96	405.74	405.75	0.01	405.75	401.98 - 376.98	*
P-68	1/31/2011	445.07	39.44	41.39	403.68	405.63	1.95	405.12	399.81 - 374.81	*
P-69	1/31/2011	443.18	NE	39.02	NA	NA	NA	404.16	402.36 - 377.36	*
P-70	1/31/2011	442.83	37.95	38.34	404.49	404.88	0.39	404.78	398.16 - 373.16	*
P-71	1/31/2011	444.83	NE	38.50	NA	NA	NA	406.33	402.22 - 377.22	*
P-72	1/31/2011	444.43	NE	37.96	NA	NA	NA	406.47	398.66 - 373.66	*
P-73	1/31/2011	443.76	NE	38.37	NA	NA	NA	405.39	402.17 - 377.17	*

TABLE 1
1Q11 "SNAPSHOT" GROUNDWATER GAUGING RESULTS

WELL ID	DATE GAUGED	TOP OF CASING (feet MSL)	DEPTH TO LNAPL (feet)	DEPTH TO WATER (Static)	WATER-LNAPL INTERFACE (feet MSL)	LNAPL ELEVATION (feet MSL)	LNAPL THICKNESS (feet)	CORRECTED WATER LEVEL ELEVATION (feet MSL)	SCREENED INTERVAL ELEVATION (feet MSL)	COMMENTS
P-74	1/31/2011	442.63	NE	38.30	NA	NA	NA	404.33	398.20 - 373.20	*
P-75	1/31/2011	446.32	40.39	40.66	405.66	405.93	0.27	405.86	403.19 - 378.19	*
P-93A	1/31/2011	446.58	NE	41.21	NA	NA	NA	405.37	398..41 - 383.41	*
P-93B	1/31/2011	446.46	NE	41.25	NA	NA	NA	405.21	372.44 - 370.44	*
P-93C	1/31/2011	446.51	NE	41.13	NA	NA	NA	405.38	352.26 - 350.26	*
P-93D	1/31/2011	446.36	NE	41.07	NA	NA	NA	405.29	320.92 - 318.92	*
P-114	1/31/2011	432.41	NE	27.27	NA	NA	NA	405.14	399.73 - 379.73	*
P-115	1/31/2011	433.31	NE	28.31	NA	NA	NA	405.00	401.39 - 381.39	*
P-116	1/31/2011	436.45	NE	31.81	NA	NA	NA	404.64	399.01 - 379.01	*
P-117	1/31/2011	432.67	NE	28.08	NA	NA	NA	404.59	399.92 - 379.92	*
P-118	1/31/2011	431.32	NE	27.48	NA	NA	NA	403.84	400.20 - 384.27	*
P-119	1/31/2011	431.92	NE	25.98	NA	NA	NA	405.94	402.19 - 386.26	*
S-1	2/1/2011	443.79	36.70	41.62	402.17	407.09	4.92	405.81		
T-2	2/5/2011	443.13	NE	37.21	NA	NA	NA	405.92	392.63 - 372.48	*
T-3	2/6/2011	450.91	NE	45.38	NA	NA	NA	405.53	403.65 - 388.65	*
T-5	2/7/2011	443.46	NE	37.30	NA	NA	NA	406.16	395.13 - 378.58	*
T-6	2/8/2011	446.55	NE	41.33	NA	NA	NA	405.22	394.79 - 380.54	*
T-12	2/2/2011	444.49	NE	40.66	NA	NA	NA	403.83	398.54 - 372.54	*
T-13	2/3/2011	443.46	NE	37.70	NA	NA	NA	405.76	396.46 - 370.46	*
T-15	2/4/2011	445.03	NE	38.79	NA	NA	NA	406.24	396.99 - 370.99	*
T-62	2/9/2011	431.73	NE	25.88	NA	NA	NA	405.85	412.33 - 382.33	
T-63	2/10/2011	431.24	NE	25.91	NA	NA	NA	405.33	411.26 - 381.26	
T-64	2/11/2011	428.80	NE	25.33	NA	NA	NA	403.47	409.99 - 379.99	

NOTES:

1) The Corrected Water Level Elevations presented in this table were corrected by a specific gravity of 0.74 for the wells in which LNAPL was observed

2) Elevations presented in this table are relative to the 1988 USGS datum

3) **NA** = Not Applicable; **NE** = Not Encountered; **NM** = Not Measured

4) * - Indicates LNAPL and/or water level is above the top of the screened zone of the well

See last page of table for notes.

TABLE 2
SOIL VAPOR SCREENING CRITERIA

Chemical	Residential (mg/m^3)	Industrial/ Commercial (mg/m^3)
TO-15 Analytes		
Acetone	750,000	750,000
Benzene	0.37	2.8
Bromodichloromethane	450,000	450,000
Bromoform	11	52
Bromomethane	6.9	42
1,3-Butadiene		
2-Butanone	6,400	40,000
Carbon disulfide	780	5,300
Carbon tetrachloride	0.21	1.5
Chlorobenzene	69	420
Chlorodibromomethane	57,000	57,000
Chloroethane		
Chloroform	0.11	0.92
Chloromethane		
Allyl chloride (3-Chloropropene)		
alpha-Chlorotoluene		
Cyclohexane		
1,2-Dibromo-3-chloropropane (DBCP)	0.0012	0.0062
1,2-Dibromoethane	0.011	0.06
1,2-Dichlorobenzene	290	1,700
1,3-Dichlorobenzene		
1,4-Dichlorobenzene	1,200	6,800
1,1-Dichloroethane	690	4,200
1,2-Dichloroethane	0.099	0.81
1,1-Dichloroethene	240	1,600
cis-1,2-Dichloroethene	1,100,000	1,100,000
trans-1,2-Dichloroethene	85	510
Dichloromethane (Methylene chloride)	5.6	45
1,2-Dichloropropane	0.062	0.46
cis-1,3-Dichloropropene	0.9	6.2
trans-1,3-Dichloropropene	0.9	6.2
1,4-Dioxane	0.22	2.3
Ethanol		
Ethylbenzene	1,400	8,300
4-Ethyltoluene		
Freon 11		
Freon 12		
Freon 113		
Freon 114		
Heptachlor	0.0063	0.0032
Heptane		
Hexachlorobutadiene		
Hexane		
2-Hexanone (Methyl N-Butyl Ketone)		
Isopropylbenzene (Cumene)	600	3,500
4-Methyl-2-pentanone (Methyl Isobutyl Ketone)		
Methyl tert-Butyl Ether (MTBE)	3,400	23,000
n-Propylbenzene		
2-Propanol		
Styrene	1,400	8,500
Tetrachloroethene	0.55	4
1,1,2,2-Tetrachloroethane		
Tetrahydrofuran		
Toluene	6,200	40,000
1,2,4-Trichlorobenzene	11	50
Trichloroethene	1.5	12
1,1,1-Trichloroethane (Methyl chloroform)	6,600	41,000
1,1,2-Trichloroethane	170,000	170,000
Trichloroflouromethane	860	5,600
1,2,4-Trimethylbenzene		

TABLE 2
SOIL VAPOR SCREENING CRITERIA

Chemical	Residential (mg/m^3)	Industrial/ Commercial (mg/m^3)
TO-15 Analytes		
1,3,5-Trimethylbenzene		
2,2,4-Trimethylpentane		
Vinyl chloride	0.29	4.8
Xylenes (total)	140	840
m,p-Xylene	130	820
o-Xylenes	120	790

Note:

1. Screening criteria source: Illinois Pollution Control Board, Notice of Proposed Amendments - Tiered Approach to Corrective Action (TACO) Title 35 - Part 742. Table H: Tier 1 Indoor Inhalation Remediation Objectives for Residential and Industrial/Commercial Properties for the Diffusion and Advection Exposure Route, November 9, 2010.

See last page of table for notes.

TABLE 3
SUMMARY OF SOIL VAPOR ANALYTICAL DETECTIONS AND SCREENING RESULTS - VILLAGE - VOCS

Location	Sample ID	Depth	Sample Date	Acetone			Benzene			Bromodichloromethane			Bromomethane			1,3-Butadiene			2-Butanone			Carbon disulfide		
				Result (mg/m^3)	Lab Qualifier	URS Qualifier	Result (mg/m^3)	Lab Qualifier	URS Qualifier	Result (mg/m^3)	Lab Qualifier	URS Qualifier	Result (mg/m^3)	Lab Qualifier	URS Qualifier	Result (mg/m^3)	Lab Qualifier	URS Qualifier	Result (mg/m^3)	Lab Qualifier	URS Qualifier	Result (mg/m^3)	Lab Qualifier	URS Qualifier
VMP-1	5 ft	VMP-1-5	11/2/2009	<1.1	U		<0.38	U		<0.8	U		<0.46	U		<0.26	U		<0.35	U		<0.37	U	
		VMP-1-5-082510	8/25/2010	0.068			0.044			<0.028	U		<0.016	U		<0.0094	U		0.0066	J		0.0035	J	
		VMP-1-5-111710	11/17/2010	0.019	J		0.0069	J		<0.034	U		<0.02	U		<0.011	U		<0.015	U		<0.016	U	
		VMP-1-5-020411	2/4/2011	0.42	J		0.14	J		<0.68	U		<0.39	U		<0.22	U		<0.3	U		<0.31	U	
	8.5 ft	VMP-1-8.5	11/2/2009	<1.6	U		<0.52	U		<1.1	U		<0.63	U		<0.36	U		<0.48	U		<0.51	U	
		VMP-1-8.5-082510	8/25/2010	0.054	J		0.0079	J		<0.086	U		<0.05	U		<0.028	U		<0.038	U		0.019	J	
		VMP-1-8.5-111710	11/17/2010	0.024			0.0035	J		<0.016	U		<0.0096	U		<0.0055	U		0.0048	J		<0.0077	U	
		VMP-1-8.5-111710-Dup	11/17/2010	0.016	J		0.0034	J		<0.016	U		<0.0096	U		<0.0055	U		0.0037	J		<0.0077	U	
		VMP-1-8.5-020411	2/4/2011	0.31	J		0.26	J		<1.3	U		<0.77	U		<0.44	U		<0.58	U		<0.62	U	
	23.5 ft	VMP-1-23.5	11/2/2009	<3.8	U		<1.3	U		<2.6	U		<1.5	U		<0.88	U		<1.2	U		<1.2	U	
		VMP - 1 - 23.5 - 083010	8/30/2010	<4.3	U		1.4			<3	U		<1.7	U		<0.99	U		<1.3	U		<1.4	U	
		VMP-1-23.5-111810	11/17/2010	0.011	J		0.0014	J		<0.0083	U		<0.0048	U		<0.0027	U		0.0012	J		<0.0038	U	
		VMP-1-23.5-020411	2/4/2011	3	J		<3.7	U		<7.8	U		<4.5	U		<2.6	U		<3.4	U		<3.6	U	
	38.5 ft	VMP-1-38.5	11/2/2009	<11	U		3.8			<7.5	U		<4.3	U		420			<3.3	U		<3.5	U	
VMP-2	5 ft	VMP-2-5	11/2/2009	<1.4	U		<0.46	U		<0.97	U		<0.56	U		<0.32	U		<0.43	U		<0.45	U	
		VMP - 2 - 5 - 083110	8/31/2010	<4.3	U		0.89	J		<3	U		<1.7	U		<0.99	U		<1.3	U		<1.4	U	
		VMP-2-5-111610	11/16/2010	<6.3	U		<2.1	U		<4.4	U		<2.6	U		<1.5	U		<1.9	U		<2	U	
		VMP-2-5-020411	2/4/2011	0.45	J		<0.55	U		<1.2	U		<0.67	U		<0.38	U		<0.51	U		<0.54	U	
	8.5 ft	VMP-2-8.5	11/3/2009	<0.48	U		<0.16	U		<0.34	U		<0.2	U		<0.11	U		<0.15	U		<0.16	U	
		VMP-2-8.5-D	11/3/2009	<0.51	U		<0.17	U		<0.36	U		<0.21	U		<0.12	U		<0.16	U		<0.17	U	
		VMP - 2 - 8.5 - 083110	8/31/2010	<4.4	U		1.4			<3.1	U		<1.8	U		<1	U		<1.4	U		<1.4	U	
		VMP-2-8.5-111610	11/16/2010	<12	U		<4	U		<8.4	U		<4.9	U		<2.8	U		<3.7	U		<3.9	U	
		VMP-2-8.5-020411	2/4/2011	0.56	J		<1.4	U		<2.9	U		<1.7	U		<0.95	U		<1.3	U		<1.3	U	
	22 ft	VMP-2-22	11/3/2009	<2.7	U		<0.89	U		<1.9	U		<1.1	U		<0.62	U		<0.82	U		<0.87	U	
		VMP - 2 - 22 - 083110	8/31/2010	<6.7	U		1.7	J		<4.7	U		<2.7	U		<1.6	U		<2.1	U		<2.2	U	
		VMP-2-22-111610	11/16/2010	<12	U		<4.2	U		<8.8	U		<5.1	U		<2.9	U		<3.9	U		<4.1	U	
		VMP-2-22-020411	2/4/2011	1.4	J		0.75	J		<4	U		<2.3	U		<1.3	U		<1.8	U		<1.8	U	
	42 ft	VMP-2-42	11/3/2009	<52	U		84			<37	U		<21	U		<12	U		<16	U		<17	U	
VMP-3	5 ft	VMP-3-5	11/3/2009	<0.051	U		<0.017	U		<0.036	U		<0.021	U		<0.012	U		<0.016	U		<0.017	U	
		VMP-3-5-090910	9/9/2010	<13	U		7.8			<8.9	U		<5.2	U		<2.9	U		<3.9	U		<4.1	U	
		VMP-3-5-112210	11/22/2010	3.1	J		2.8	J		<9	U		<5.2	U		<3	U		<4	U		<4.2	U	
		VMP-3-5-020911	2/9/2011	<5.7	U		<1.9	U		<4	U		<2.3	U		<1.3	U		<1.8	U		<1.9	U	
	10 ft	VMP-3-10	6/21/2010	<14	U		8.6			<10	U		<5.9	U		<3.4	U		<4.5	U		<4.7	U	
		VMP 3-10-091010	9/10/2010	8.9	J		14			<28	U		<16	U		<9.4	U		<12	U		<13	U	
		VMP-3-10-092010	9/20/2010	<29	U		9	J		<21	U		<12	U		<6.8	U		<9.1	U		<9.6	U	
		VMP-3-10-112210	11/22/2010	<12	U		18			<8.8	U		<5.1	U		<2.9	U		<3.9	U		<4.1	U	
		VMP-3-10-112210-Dup	11/22/2010	<17	U		15			<12	U		<7.1	U		<4.1	U		<5.4	U		<5.7	U	
		VMP-3-10-020811	2/8/2011	6.7	J		13			<13	U		<7.5	U		<4.3	U		<5.7	U		<6	U	
	22 ft	VMP-3-22	11/4/2009	<37	U		52			<26	U		<15	U		<8.6	U		<11	U		<12	U	
		VMP-3-22-092010	9/20/2010	<39	U		34			<27	U		<16	U		<9	U		<12	U		<13	U	
		VMP-3-22-112210	11/22/2010	<44	U		36			<31	U		<18	U		<10	U		<14	U		<14	U	
		VMP-3-22-020811	2/8/2011	14	J		26			<15	U		<8.9	U		<5.1	U		<6.8	U		<7.1	U	
	31.5 ft	VMP-3-31.5	11/4/2009	<59	U		240			<42	U		<24	U		<14	U		<18	U		<19	U	
		VMP-3-31.5-090910	9/9/2010	<72	U		210			<51	U		<30	U		<17	U		<22	U		<24	U	
		VMP-3-31.5-112210	11/22/2010	<50	U		180			<36	U		<20	U		<12	U		<16	U		<16	U	
		VMP-3-31.5-020911	2/9/2011	<48	U		100			<34	U		<20	U		<11	U		<15	U		<16	U	
	39 ft	VMP-3-39	11/4/2009	<120	U		240			<83	U		<48	U		<27	U		<36	U		<38	U	
VMP-4	5 ft	VMP-4-5	11/5/2009	<0.12	U		<0.04	U		<0.085	U		<0.049	U		<0.028	U		<0.037	U		<0.039	U	
		VMP-4-5-082510	8/25/2010	<0.68	U		0.27			<0.48	U		<0.28	U		<0.16	U		<0.21	U		<0.22	U	
		VMP-4-5-112210	11/22/2010	<26	U		41			<18	U		<10	U		<6	U		<7.9	U		<8.4	U	
		VMP-4-5-021411	2/14/2011	<1.5	U		2.3			<1	U		<0.61	U		<0.35	U		<0.46	U		<0.49	U	
	12 ft	VMP-4-12	11/5/2009	<2	U		3.2			<1.4	U		<0.82	U		<0.47	U		<0.62	U		<0.66	U	
		VMP-4-12-082510	8/25/2010	<12	U		28			<8.4	U		<4.9	U		<2.8	U		<3.7	U		<3.9	U	
		VMP-4-12-112310	11/23/2010	<12	U		15			<8.6	U		<5	U		<2.8	U		<3.8	U		<4	U	
		VMP-4-12-021411	2/14/2011	<3.1	U		5.2			<2.2	U		<1.2	U		<0.72	U		<0.96	U		<1	U	
	23.5 ft	VMP-4-23.5	11/5/2009	<92	U		540			<65	U		<38	U		<21	U		<29	U		<30	U	
		VMP - 4 - 23.5 - 083110	8/31/2010	<14	U		490		J	<9.7	U		<5.6	U		<3.2	U		<4.3	U		<4.5	U	
		VMP-4-23.5-112310	11/23/2010	<140	U		510			<97	U		<56	U		<32	U		<43	U		<45	U	
		VMP-4-23.5-021411	2/14/2011	<5	U		340		J	<3.6	U		<2	U		<1.2	U		<1.6	U		<1.6	U	
	39 ft	VMP-4-39	11/5/2009	<71	U		660			<50	U		<29	U		<16	U		<22	U		<23	U	

See last page of table for notes.

TABLE 3
SUMMARY OF SOIL VAPOR ANALYTICAL DETECTIONS AND SCREENING RESULTS - VILLAGE - VOCS

Location	Sample ID	Depth	Sample Date	Carbon tetrachloride			Chlorobenzene			Chloroethane			Chloroform			Chloromethane			alpha-Chlorotoluene			Cyclohexane		
				Result (mg/m^3)	Lab Qualifier	URS Qualifier	Result (mg/m^3)	Lab Qualifier	URS Qualifier	Result (mg/m^3)	Lab Qualifier	URS Qualifier	Result (mg/m^3)	Lab Qualifier	URS Qualifier	Result (mg/m^3)	Lab Qualifier	URS Qualifier	Result (mg/m^3)	Lab Qualifier	URS Qualifier	Result (mg/m^3)	Lab Qualifier	URS Qualifier
VMP-1	5 ft	VMP-1-5	11/2/2009	<0.75	U		<0.55	U		<0.31	U		<0.58	U		<0.98	U		<0.62	U		18		
		VMP-1-5-082510	8/25/2010	<0.027	U		<0.02	U		<0.011	U		<0.021	U		<0.035	U		<0.022	U		0.02		
		VMP-1-5-111710	11/17/2010	<0.032	U		<0.024	U		<0.014	U		<0.025	U		<0.042	U		<0.027	U		0.14		
		VMP-1-5-020411	2/4/2011	<0.64	U		<0.46	U		<0.27	U		<0.49	U		<0.83	U		<0.52	U		8.1		
	8.5 ft	VMP-1-8.5	11/2/2009	<1	U		<0.75	U		<0.43	U		<0.8	U		<1.4	U		<0.85	U		14		
		VMP-1-8.5-082510	8/25/2010	<0.081	U		<0.059	U		<0.034	U		<0.063	U		<0.11	U		<0.066	U		<0.044	U	
		VMP-1-8.5-111710	11/17/2010	<0.016	U		<0.011	U		<0.0065	U		<0.012	U		<0.02	U		<0.013	U		0.043		
		VMP-1-8.5-111710-Dup	11/17/2010	<0.016	U		<0.011	U		<0.0065	U		<0.012	U		<0.02	U		<0.013	U		0.034		
		VMP-1-8.5-020411	2/4/2011	<1.2	U		<0.91	U		<0.52	U		<0.97	U		<1.6	U		<1	U		9.2		
	23.5 ft	VMP-1-23.5	11/2/2009	<2.5	U		<1.8	U		<1	U		<1.9	U		<3.3	U		<2	U		66		
		VMP - 1 - 23.5 - 083010	8/30/2010	<2.8	U		<2.1	U		<1.2	U		<2.2	U		<3.7	U		<2.3	U		130		
		VMP-1-23.5-111810	11/17/2010	0.0013	J		<0.0057	U		<0.0032	U		0.00066	J		<0.01	U		<0.0064	U		0.0082		
		VMP-1-23.5-020411	2/4/2011	<7.3	U		<5.4	U		<3.1	U		<5.7	U		<9.6	U		<6	U		150		
	38.5 ft	VMP-1-38.5	11/2/2009	<7	U		<5.2	U		<3	U		<5.5	U		<9.2	U		<5.8	U		380		
VMP-2	5 ft	VMP-2-5	11/2/2009	<0.92	U		<0.67	U		<0.38	U		<0.71	U		<1.2	U		<0.75	U		8		
		VMP - 2 - 5 - 083110	8/31/2010	<2.8	U		<2.1	U		<1.2	U		<2.2	U		<3.7	U		<2.3	U		28		
		VMP-2-5-111610	11/16/2010	<4.2	U		<3	U		<1.7	U		<3.2	U		<5.4	U		<3.4	U		<2.3	U	
		VMP-2-5-020411	2/4/2011	<1.1	U		<0.79	U		<0.46	U		<0.84	U		<1.4	U		<0.89	U		4.9		
	8.5 ft	VMP-2-8.5	11/3/2009	<0.32	U		<0.23	U		<0.13	U		<0.25	U		<0.42	U		<0.26	U		0.24		
		VMP-2-8.5-D	11/3/2009	<0.34	U		<0.25	U		<0.14	U		<0.26	U		<0.45	U		<0.28	U		0.29		
		VMP - 2 - 8.5 - 083110	8/31/2010	<2.9	U		<2.1	U		<1.2	U		<2.2	U		<3.8	U		<2.4	U		57		
		VMP-2-8.5-111610	11/16/2010	<7.9	U		<5.8	U		<3.3	U		<6.2	U		<10	U		<6.5	U		<4.3	U	
		VMP-2-8.5-020411	2/4/2011	<2.7	U		<2	U		<1.1	U		<2.1	U		<3.6	U		<2.2	U		9.6		
	22 ft	VMP-2-22	11/3/2009	<1.8	U		<1.3	U		<0.74	U		<1.4	U		<2.3	U		<1.4	U		11		
		VMP - 2 - 22 - 083110	8/31/2010	<4.4	U		<3.2	U		<1.9	U		<3.4	U		<5.8	U		<3.6	U		81		
		VMP-2-22-111610	11/16/2010	<8.3	U		<6.1	U		<3.5	U		<6.4	U		<11	U		<6.8	U		<4.5	U	
		VMP-2-22-020411	2/4/2011	<3.7	U		<2.7	U		<1.6	U		<2.9	U		<4.9	U		<3.1	U		29		
	42 ft	VMP-2-42	11/3/2009	<35	U		<25	U		<14	U		<27	U		<45	U		<28	U		920		
VMP-3	5 ft	VMP-3-5	11/3/2009	<0.034	U		<0.025	U		<0.014	U		<0.026	U		<0.045	U		<0.028	U		0.23		
		VMP-3-5-090910	9/9/2010	<8.4	U		<6.1	U		<3.5	U		<6.5	U		<11	U		<6.9	U		210		
		VMP-3-5-112210	11/22/2010	3.7	J		<6.2	U		<3.5	U		<6.6	U		<11	U		<7	U		340		
		VMP-3-5-020911	2/9/2011	<3.8	U		<2.8	U		<1.6	U		<3	U		<5	U		<3.1	U		77		
	10 ft	VMP-3-10	6/21/2010	<9.5	U		<7	U		<4	U		<7.4	U		<12	U		<7.8	U		1000		
		VMP 3-10-091010	9/10/2010	<27	U		<20	U		<11	U		<21	U		<35	U		<22	U		970		
		VMP-3-10-092010	9/20/2010	<20	U		<14	U		<8.2	U		<15	U		<26	U		<16	U		840		
		VMP-3-10-112210	11/22/2010	<8.3	U		<6.1	U		<3.5	U		<6.4	U		<11	U		<6.8	U		1300		
		VMP-3-10-112210-Dup	11/22/2010	<12	U		<8.5	U		<4.8	U		<9	U		<15	U		<9.5	U		1100		
		VMP-3-10-020811	2/8/2011	<12	U		<8.9	U		<5.1	U		<9.5	U		<16	U		<10	U		930		
	22 ft	VMP-3-22	11/4/2009	<24	U		<18	U		<10	U		<19	U		<32	U		<20	U		980		
		VMP-3-22-092010	9/20/2010	<26	U		<19	U		<11	U		<20	U		<34	U		<21	U		1100		
		VMP-3-22-112210	11/22/2010	<29	U		<21	U		<12	U		<23	U		<38	U		<24	U		1300		
		VMP-3-22-020811	2/8/2011	<14	U		<10	U		<6	U		<11	U		<19	U		<12	U		890		
	31.5 ft	VMP-3-31.5	11/4/2009	<39	U		<28	U		<16	U		<30	U		<51	U		<32	U		920		
		VMP-3-31.5-090910	9/9/2010	<48	U		<35	U		<20	U		<37	U		<63	U		<39	U		1100		
		VMP-3-31.5-112210	11/22/2010	<33	U		<24	U		<14	U		<26	U		<44	U		<27	U		1400		
		VMP-3-31.5-020911	2/9/2011	<32	U		<23	U		<13	U		<25	U		<42	U		<26	U		1000		
	39 ft	VMP-3-39	11/4/2009	<78	U		<57	U		<32	U		<60	U		<100	U		<64	U		790		
VMP-4	5 ft	VMP-4-5	11/5/2009	<0.08	U		<0.058	U		<0.033	U		<0.062	U		<0.1	U		<0.065	U		5.7		
		VMP-4-5-082510	8/25/2010	<0.45	U		<0.33	U		<0.19	U		<0.35	U		<0.59	U		<0.37	U		40		
		VMP-4-5-112210	11/22/2010	<17	U		<12	U		<7.1	U		<13	U		<22	U		<14	U		1200		
		VMP-4-5-021411	2/14/2011	<0.99	U		<0.72	U		<0.42	U		<0.77	U		<1.3	U		<0.82	U		120		
	12 ft	VMP-4-12	11/5/2009	<1.3	U		<0.97	U		<0.56	U		<1	U		<1.7	U		<1.1	U		170		
		VMP-4-12-082510	8/25/2010	<7.9	U		<5.8	U		<3.3	U		<6.2	U		<10	U		<6.5	U		880		
		VMP-4-12-112310	11/23/2010	<8.1	U		<5.9	U		<3.4	U		<6.3	U		<11	U		<6.7	U		760		
		VMP-4-12-021411	2/14/2011	<2	U		<1.5	U		<0.85	U		<1.6	U		<2.7	U		<1.7	U		280		
	23.5 ft	VMP-4-23.5	11/5/2009	<61	U		<45	U		<26	U		<47	U		<80	U		<50	U		2500		
		VMP - 4 - 23.5 - 083110	8/31/2010	<9.1	U		<6.6	U		<3.8	U		<7	U		<12	U		<7.5	U		3000		J
		VMP-4-23.5-112310	11/23/2010	<92	U		<67	U		<38	U		<71	U		<120	U		<75	U		2900		
		VMP-4-23.5-021411	2/14/2011	<3.3	U		<2.4	U		<1.4	U		<2.6	U		<4.4	U		<2.7	U		1700		J
	39 ft	VMP-4-39	11/5/2009	<47	U		<34	U		<20	U		<36	U		<62	U		<38	U		2400		

See last page of table for notes.

TABLE 3
SUMMARY OF SOIL VAPOR ANALYTICAL DETECTIONS AND SCREENING RESULTS - VILLAGE - VOCS

Location	Sample ID	Depth	Sample Date	1,2-Dibromoethane			1,2-Dichlorobenzene			1,3-Dichlorobenzene			1,4-Dichlorobenzene			Dichlorodifluoromethane			1,1-Dichloroethane			1,2-Dichloroethane		
				Result (mg/m^3)	Lab Qualifier	URS Qualifier	Result (mg/m^3)	Lab Qualifier	URS Qualifier	Result (mg/m^3)	Lab Qualifier	URS Qualifier	Result (mg/m^3)	Lab Qualifier	URS Qualifier	Result (mg/m^3)	Lab Qualifier	URS Qualifier	Result (mg/m^3)	Lab Qualifier	URS Qualifier	Result (mg/m^3)	Lab Qualifier	URS Qualifier
VMP-1	5 ft	VMP-1-5	11/2/2009	<0.91	U		<0.72	U		<0.72	U		<0.72	U		<0.59	U		<0.48	U		<0.48	U	
		VMP-1-5-082510	8/25/2010	<0.033	U		<0.026	U		<0.026	U		<0.026	U		0.0028	J		<0.017	U		<0.017	U	
		VMP-1-5-111710	11/17/2010	<0.04	U		<0.031	U		<0.031	U		<0.031	U		<0.025	U		<0.021	U		<0.021	U	
		VMP-1-5-020411	2/4/2011	<0.78	U		<0.61	U		<0.61	U		<0.61	U		<0.5	U		<0.41	U		<0.41	U	
	8.5 ft	VMP-1-8.5	11/2/2009	<1.2	U		<0.98	U		<0.98	U		<0.98	U		<0.81	U		<0.66	U		<0.66	U	
		VMP-1-8.5-082510	8/25/2010	<0.099	U		<0.077	U		<0.077	U		<0.077	U		<0.064	U		<0.052	U		<0.052	U	
		VMP-1-8.5-111710	11/17/2010	<0.019	U		<0.015	U		<0.015	U		<0.015	U		0.0023	J		<0.01	U		<0.01	U	
		VMP-1-8.5-111710-Dup	11/17/2010	<0.019	U		<0.015	U		<0.015	U		<0.015	U		0.0024	J		<0.01	U		<0.01	U	
		VMP-1-8.5-020411	2/4/2011	<1.5	U		<1.2	U		<1.2	U		<1.2	U		<0.98	U		<0.8	U		<0.8	U	
	23.5 ft	VMP-1-23.5	11/2/2009	<3	U		<2.4	U		<2.4	U		<2.4	U		<2	U		<1.6	U		<1.6	U	
		VMP - 1 - 23.5 - 083010	8/30/2010	<3.4	U		<2.7	U		<2.7	U		<2.7	U		<2.2	U		<1.8	U		<1.8	U	
		VMP-1-23.5-111810	11/17/2010	<0.0095	U		<0.0074	U		<0.0074	U		<0.0074	U		0.0023	J		<0.005	U		<0.005	U	
		VMP-1-23.5-020411	2/4/2011	<9	U		<7	U		<7	U		<7	U		<5.8	U		<4.7	U		<4.7	U	
	38.5 ft	VMP-1-38.5	11/2/2009	<8.6	U		<6.7	U		<6.7	U		<6.7	U		<5.5	U		<4.5	U		<4.5	U	
VMP-2	5 ft	VMP-2-5	11/2/2009	<1.1	U		<0.87	U		<0.87	U		<0.87	U		<0.72	U		<0.59	U		<0.59	U	
		VMP - 2 - 5 - 083110	8/31/2010	<3.4	U		<2.7	U		<2.7	U		<2.7	U		<2.2	U		<1.8	U		<1.8	U	
		VMP-2-5-111610	11/16/2010	<5.1	U		<4	U		<4	U		<4	U		<3.3	U		<2.7	U		<2.7	U	
		VMP-2-5-020411	2/4/2011	<1.3	U		<1	U		<1	U		<1	U		<0.85	U		<0.7	U		<0.7	U	
	8.5 ft	VMP-2-8.5	11/3/2009	<0.39	U		<0.31	U		<0.31	U		<0.31	U		<0.25	U		<0.21	U		<0.21	U	
		VMP-2-8.5-D	11/3/2009	<0.41	U		<0.32	U		<0.32	U		<0.32	U		<0.27	U		<0.22	U		<0.22	U	
		VMP - 2 - 8.5 - 083110	8/31/2010	<3.5	U		<2.8	U		<2.8	U		<2.8	U		<2.3	U		<1.9	U		<1.9	U	
		VMP-2-8.5-111610	11/16/2010	<9.7	U		<7.6	U		<7.6	U		<7.6	U		<6.2	U		<5.1	U		<5.1	U	
		VMP-2-8.5-020411	2/4/2011	<3.3	U		<2.6	U		<2.6	U		<2.6	U		<2.1	U		<1.7	U		<1.7	U	
	22 ft	VMP-2-22	11/3/2009	<2.2	U		<1.7	U		<1.7	U		<1.7	U		<1.4	U		<1.1	U		<1.1	U	
		VMP - 2 - 22 - 083110	8/31/2010	<5.4	U		<4.2	U		<4.2	U		<4.2	U		<3.5	U		<2.8	U		<2.8	U	
		VMP-2-22-111610	11/16/2010	<10	U		<7.9	U		<7.9	U		<7.9	U		<6.5	U		<5.3	U		<5.3	U	
		VMP-2-22-020411	2/4/2011	<4.6	U		<3.6	U		<3.6	U		<3.6	U		<2.9	U		<2.4	U		<2.4	U	
	42 ft	VMP-2-42	11/3/2009	<42	U		<33	U		<33	U		<33	U		<27	U		<22	U		<22	U	
VMP-3	5 ft	VMP-3-5	11/3/2009	<0.041	U		<0.032	U		<0.032	U		<0.032	U		<0.027	U		<0.022	U		<0.022	U	
		VMP-3-5-090910	9/9/2010	<10	U		<8	U		<8	U		<8	U		<6.6	U		<5.4	U		<5.4	U	
		VMP-3-5-112210	11/22/2010	<10	U		<8.1	U		<8.1	U		<8.1	U		<6.6	U		<5.4	U		<5.4	U	
		VMP-3-5-020911	2/9/2011	<4.6	U		<3.6	U		<3.6	U		<3.6	U		<3	U		<2.4	U		<2.4	U	
	10 ft	VMP-3-10	6/21/2010	<12	U		<9.1	U		<9.1	U		<9.1	U		<7.5	U		<6.1	U		<6.1	U	
		VMP 3-10-091010	9/10/2010	<33	U		<26	U		<26	U		<26	U		<21	U		<17	U		<17	U	
		VMP-3-10-092010	9/20/2010	<24	U		<19	U		<19	U		<19	U		<15	U		<12	U		<12	U	
		VMP-3-10-112210	11/22/2010	<10	U		<7.9	U		<7.9	U		<7.9	U		<6.5	U		<5.3	U		<5.3	U	
		VMP-3-10-112210-Dup	11/22/2010	<14	U		<11	U		<11	U		<11	U		<9.1	U		<7.4	U		<7.4	U	
		VMP-3-10-020811	2/8/2011	<15	U		<12	U		<12	U		<12	U		<9.6	U		<7.8	U		<7.8	U	
	22 ft	VMP-3-22	11/4/2009	<30	U		<23	U		<23	U		<23	U		<19	U		<16	U		<16	U	
		VMP-3-22-092010	9/20/2010	<31	U		<24	U		<24	U		<24	U		<20	U		<16	U		<16	U	
		VMP-3-22-112210	11/22/2010	<36	U		<28	U		<28	U		<28	U		<23	U		<19	U		<19	U	
		VMP-3-22-020811	2/8/2011	<18	U		<14	U		<14	U		<14	U		<11	U		<9.3	U		<9.3	U	
	31.5 ft	VMP-3-31.5	11/4/2009	<48	U		<37	U		<37	U		<37	U		<31	U		<25	U		<25	U	
		VMP-3-31.5-090910	9/9/2010	<58	U		<46	U		<46	U		<46	U		<38	U		<31	U		<31	U	
		VMP-3-31.5-112210	11/22/2010	<41	U		<32	U		<32	U		<32	U		<26	U		<21	U		<21	U	
		VMP-3-31.5-020911	2/9/2011	<39	U		<30	U		<30	U		<30	U		<25	U		<20	U		<20	U	
	39 ft	VMP-3-39	11/4/2009	<95	U		<74	U		<74	U		<74	U		<61	U		<50	U		<50	U	
VMP-4	5 ft	VMP-4-5	11/5/2009	<0.097	U		<0.076	U		<0.076	U		<0.076	U		<0.062	U		<0.051	U		<0.051	U	
		VMP-4-5-082510	8/25/2010	<0.55	U		<0.43	U		<0.43	U		<0.43	U		<0.36	U		<0.29	U		<0.29	U	
		VMP-4-5-112210	11/22/2010	<21	U		<16	U		<16	U		<16	U		<13	U		<11	U		<11	U	
		VMP-4-5-021411	2/14/2011	<1.2	U		<0.95	U		<0.95	U		<0.95	U		<0.78	U		<0.64	U		<0.64	U	
	12 ft	VMP-4-12	11/5/2009	<1.6	U		<1.3	U		<1.3	U		<1.3	U		<1	U		<0.85	U		<0.85	U	
		VMP-4-12-082510	8/25/2010	<9.7	U		<7.6	U		<7.6	U		<7.6	U		<6.2	U		<5.1	U		<5.1	U	
		VMP-4-12-112310	11/23/2010	<9.9	U		<7.8	U		<7.8	U		<7.8	U		<6.4	U		<5.2	U		<5.2	U	
		VMP-4-12-021411	2/14/2011	<2.5	U		<1.9	U		<1.9	U		<1.9	U		<1.6	U		<1.3	U		<1.3	U	
	23.5 ft	VMP-4-23.5	11/5/2009	<74	U		<58	U		<58	U		<58	U		<48	U		<39	U		<39	U	
		VMP - 4 - 23.5 - 083110	8/31/2010	<11	U		<8.7	U		<8.7	U		<8.7	U		<7.1	U		<5.8	U		<5.8	U	
		VMP-4-23.5-112310	11/23/2010	<110	U		<87	U		<87	U		<87	U		<72	U		<59	U		<59	U	
		VMP-4-23.5-021411	2/14/2011	<4.1	U		<3.2	U		<3.2	U		<3.2	U		<2.6	U		<2.1	U		<2.1	U	
	39 ft	VMP-4-39	11/5/2009	<57	U		<45	U		<45	U		<45	U		<37	U		<30	U		<30	U	

See last page of table for notes.

TABLE 3
SUMMARY OF SOIL VAPOR ANALYTICAL DETECTIONS AND SCREENING RESULTS - VILLAGE - VOCS

Location	Sample ID	Depth	Sample Date	cis-1,2-Dichloroethene			Dichloromethane (Methylene chloride)			1,2-Dichloropropane			1,4-Dioxane			Ethanol			Ethylbenzene		
				Result (mg/m^3)	Lab Qualifier	URS Qualifier	Result (mg/m^3)	Lab Qualifier	URS Qualifier	Result (mg/m^3)	Lab Qualifier	URS Qualifier	Result (mg/m^3)	Lab Qualifier	URS Qualifier	Result (mg/m^3)	Lab Qualifier	URS Qualifier	Result (mg/m^3)	Lab Qualifier	URS Qualifier
VMP-1	5 ft	VMP-1-5	11/2/2009	<0.47	U		<0.41	U		<0.55	U		<1.7	U		<0.9	U		<0.52	U	
		VMP-1-5-082510	8/25/2010	<0.017	U		<0.015	U		<0.02	U		0.015	J		0.03	J		<0.018	U	
		VMP-1-5-111710	11/17/2010	<0.02	U		<0.018	U		<0.024	U		<0.074	U		0.0087	J		0.0052	J	
		VMP-1-5-020411	2/4/2011	<0.4	U		<0.35	U		<0.47	U		<1.4	U		<0.76	U		<0.44	U	
	8.5 ft	VMP-1-8.5	11/2/2009	<0.65	U		<0.57	U		<0.76	U		<2.4	U		<1.2	U		<0.71	U	
		VMP-1-8.5-082510	8/25/2010	<0.051	U		<0.045	U		<0.059	U		<0.18	U		<0.097	U		<0.056	U	
		VMP-1-8.5-111710	11/17/2010	<0.0098	U		<0.0086	U		<0.011	U		<0.036	U		0.011	J		0.0048	J	
		VMP-1-8.5-111710-Dup	11/17/2010	<0.0098	U		<0.0086	U		<0.011	U		<0.036	U		0.009	J		0.0031	J	
		VMP-1-8.5-020411	2/4/2011	<0.79	U		<0.69	U		<0.92	U		<2.9	U		2.1			<0.86	U	
	23.5 ft	VMP-1-23.5	11/2/2009	<1.6	U		<1.4	U		<1.8	U		<5.7	U		<3	U		<1.7	U	
		VMP - 1 - 23.5 - 083010	8/30/2010	<1.8	U		<1.6	U		<2.1	U		<6.5	U		<3.4	U		<1.9	U	
		VMP-1-23.5-111810	11/17/2010	<0.0049	U		0.00074	J		0.0014	J		<0.018	U		0.0087	J		0.0015	J	
		VMP-1-23.5-020411	2/4/2011	<4.6	U		<4	U		<5.4	U		<17	U		<8.8	U		<5	U	
	38.5 ft	VMP-1-38.5	11/2/2009	<4.4	U		<3.9	U		<5.2	U		<16	U		<8.4	U		<4.9	U	
VMP-2	5 ft	VMP-2-5	11/2/2009	<0.58	U		<0.5	U		<0.67	U		<2.1	U		<1.1	U		<0.63	U	
		VMP - 2 - 5 - 083110	8/31/2010	<1.8	U		<1.6	U		<2.1	U		<6.5	U		<3.4	U		<1.9	U	
		VMP-2-5-111610	11/16/2010	<2.6	U		<2.3	U		<3	U		<9.5	U		<5	U		<2.9	U	
		VMP-2-5-020411	2/4/2011	<0.68	U		<0.6	U		<0.8	U		<2.5	U		<1.3	U		<0.75	U	
	8.5 ft	VMP-2-8.5	11/3/2009	<0.2	U		<0.18	U	UJ	<0.24	U		<0.74	U		<0.38	U		<0.22	U	
		VMP-2-8.5-D	11/3/2009	<0.21	U		<0.19	U	UJ	<0.25	U		<0.78	U		<0.41	U		<0.23	U	
		VMP - 2 - 8.5 - 083110	8/31/2010	<1.8	U		<1.6	U		<2.1	U		<6.6	U		<3.5	U		<2	U	
		VMP-2-8.5-111610	11/16/2010	<5	U		<4.4	U		<5.8	U		<18	U		<9.5	U		<5.5	U	
		VMP-2-8.5-020411	2/4/2011	<1.7	U		<1.5	U		<2	U		<6.2	U		<3.2	U		<1.9	U	
	22 ft	VMP-2-22	11/3/2009	<1.1	U		<0.97	U		<1.3	U		<4	U		<2.1	U		<1.2	U	
		VMP - 2 - 22 - 083110	8/31/2010	<2.8	U		<2.4	U		<3.2	U		<10	U		<5.3	U		<3.1	U	
		VMP-2-22-111610	11/16/2010	<5.2	U		<4.6	U		<6.1	U		<19	U		<9.9	U		<5.7	U	
		VMP-2-22-020411	2/4/2011	<2.4	U		<2.1	U		<2.7	U		<8.6	U		<4.5	U		<2.6	U	
	42 ft	VMP-2-42	11/3/2009	<22	U		<19	U		<25	U		<79	U		<41	U	UJ	130		
VMP-3	5 ft	VMP-3-5	11/3/2009	<0.021	U		<0.019	U	UJ	<0.025	U		<0.078	U		<0.041	U		0.065		
		VMP-3-5-090910	9/9/2010	<5.3	U		<4.6	U		<6.1	U		<19	U		<10	U		<5.8	U	
		VMP-3-5-112210	11/22/2010	<5.3	U		14			<6.2	U		<19	U		<10	U		<5.8	U	
		VMP-3-5-020911	2/9/2011	<2.4	U		<2.1	U		<2.8	U		<8.7	U		<4.6	U		<2.6	U	
	10 ft	VMP-3-10	6/21/2010	<6	U		<5.3	U		<7	U		<22	U		<11	U		<6.6	U	
		VMP 3-10-091010	9/10/2010	<17	U		<15	U		<20	U		<61	U		<32	U		<18	U	
		VMP-3-10-092010	9/20/2010	<12	U		<11	U		<14	U		<45	U		<23	U		<13	U	
		VMP-3-10-112210	11/22/2010	<5.2	U		<4.6	U		<6.1	U		<19	U		<9.9	U		<5.7	U	
		VMP-3-10-112210-Dup	11/22/2010	<7.3	U		<6.4	U		<8.5	U		<26	U		<14	U		<8	U	
		VMP-3-10-020811	2/8/2011	<7.7	U		<6.7	U		<9	U		<28	U		<15	U		<8.4	U	
	22 ft	VMP-3-22	11/4/2009	<15	U		<13	U		<18	U		<56	U		<29	U	UJ	<17	U	
		VMP-3-22-092010	9/20/2010	<16	U		<14	U		<19	U		<58	U		<31	U		9.4	J	
		VMP-3-22-112210	11/22/2010	<18	U		19			<22	U		<67	U		<35	U		<20	U	
		VMP-3-22-020811	2/8/2011	<9.1	U		<8	U		<10	U		<33	U		<17	U		3.6	J	
	31.5 ft	VMP-3-31.5	11/4/2009	<24	U		<22	U		<29	U		<89	U		<47	U		78		
		VMP-3-31.5-090910	9/9/2010	<30	U		<26	U		<35	U		<110	U		<57	U		57		
		VMP-3-31.5-112210	11/22/2010	<21	U		<18	U		<24	U		<76	U		<40	U		50		
		VMP-3-31.5-020911	2/9/2011	<20	U		<18	U		<23	U		<73	U		<38	U		33		
	39 ft	VMP-3-39	11/4/2009	<49	U		<43	U		<57	U		<180	U		<93	U		70		
VMP-4	5 ft	VMP-4-5	11/5/2009	<0.05	U		<0.044	U		<0.058	U		<0.18	U		<0.095	U		<0.055	U	
		VMP-4-5-082510	8/25/2010	<0.28	U		<0.25	U		<0.33	U		<1	U		<0.54	U		<0.31	U	
		VMP-4-5-112210	11/22/2010	<11	U		<9.3	U		<12	U		<39	U		<20	U		21		
		VMP-4-5-021411	2/14/2011	<0.62	U		<0.55	U		<0.73	U		<2.3	U		<1.2	U		<0.68	U	
	12 ft	VMP-4-12	11/5/2009	<0.84	U		<0.73	U		<0.98	U		<3	U		<1.6	U		<0.92	U	
		VMP-4-12-082510	8/25/2010	<5	U		<4.4	U		<5.8	U		<18	U		<9.5	U		7.8		
		VMP-4-12-112310	11/23/2010	<5.1	U		<4.5	U		<6	U		<18	U		<9.7	U		1.7	J	
		VMP-4-12-021411	2/14/2011	<1.3	U		<1.1	U		<1.5	U		<4.7	U		<2.4	U		<1.4	U	
	23.5 ft	VMP-4-23.5	11/5/2009	<38	U		<34	U		<45	U		<140	U		<73	U		720		
		VMP - 4 - 23.5 - 083110	8/31/2010	<5.7	U		<5	U		<6.7	U		<21	U		<11	U		960		J
		VMP-4-23.5-112310	11/23/2010	<58	U		<50	U		<67	U		<210	U		<110	U		630		
		VMP-4-23.5-021411	2/14/2011	<2.1	U		<1.8	U		<2.4	U		<7.6	U		<4	U		93		J
	39 ft	VMP-4-39	11/5/2009	<30	U		<26	U		<34	U		<110	U		<56	U		620		

See last page of table for notes.

TABLE 3
SUMMARY OF SOIL VAPOR ANALYTICAL DETECTIONS AND SCREENING RESULTS - VILLAGE - VOCS

Location	Sample ID	Depth	Sample Date	4-Ethyltoluene			Freon 113			Heptane			Hexane			2-Hexanone (Methyl N-Butyl Ketone)			Isopropylbenzene (Cumene)		
				Result (mg/m^3)	Lab Qualifier	URS Qualifier	Result (mg/m^3)	Lab Qualifier	URS Qualifier	Result (mg/m^3)	Lab Qualifier	URS Qualifier	Result (mg/m^3)	Lab Qualifier	URS Qualifier	Result (mg/m^3)	Lab Qualifier	URS Qualifier	Result (mg/m^3)	Lab Qualifier	URS Qualifier
VMP-1	5 ft	VMP-1-5	11/2/2009	<0.58	U		<0.91	U		3.8			53			<1.9	U		<0.58	U	
		VMP-1-5-082510	8/25/2010	<0.021	U		<0.032	U		<0.017	U		0.025			<0.07	U		<0.021	U	
		VMP-1-5-111710	11/17/2010	<0.025	U		<0.039	U		0.16			0.4			<0.084	U		<0.025	U	
		VMP-1-5-020411	2/4/2011	<0.5	U		<0.77	U		<0.41	U		9.4			<1.6	U		<0.5	U	
	8.5 ft	VMP-1-8.5	11/2/2009	<0.8	U		<1.2	U		1.7			16			<2.7	U		<0.8	U	
		VMP-1-8.5-082510	8/25/2010	<0.063	U		<0.098	U		<0.053	U		<0.045	U		<0.21	U		<0.063	U	
		VMP-1-8.5-111710	11/17/2010	<0.012	U		<0.019	U		0.075			0.088			<0.04	U		<0.012	U	
		VMP-1-8.5-111710-Dup	11/17/2010	<0.012	U		<0.019	U		0.06			0.076			<0.04	U		<0.012	U	
		VMP-1-8.5-020411	2/4/2011	<0.98	U		<1.5	U		<0.81	U		11			<3.2	U		<0.98	U	
	23.5 ft	VMP-1-23.5	11/2/2009	<1.9	U		<3	U		24			140			<6.5	U		<1.9	U	
		VMP - 1 - 23.5 - 083010	8/30/2010	<2.2	U		<3.4	U		44			260			<7.3	U		<2.2	U	
		VMP-1-23.5-111810	11/17/2010	<0.0061	U		<0.0095	U		0.015			0.016			<0.02	U		<0.0061	U	
		VMP-1-23.5-020411	2/4/2011	<5.7	U		<8.9	U		<4.8	U		300			<19	U		<5.7	U	
	38.5 ft	VMP-1-38.5	11/2/2009	<5.5	U		<8.6	U		130			1000			<18	U		<5.5	U	
VMP-2	5 ft	VMP-2-5	11/2/2009	<0.72	U		<1.1	U		1.3			13			<2.4	U		<0.72	U	
		VMP - 2 - 5 - 083110	8/31/2010	<2.2	U		<3.4	U		<1.8	U		<1.6	U		<7.3	U		<2.2	U	
		VMP-2-5-111610	11/16/2010	<3.2	U		<5	U		<2.7	U		42			<11	U		<3.2	U	
		VMP-2-5-020411	2/4/2011	<0.85	U		<1.3	U		<0.71	U		2.7			<2.8	U		<0.85	U	
	8.5 ft	VMP-2-8.5	11/3/2009	<0.25	U		<0.39	U		<0.21	U		<0.18	U		<0.84	U		<0.25	U	
		VMP-2-8.5-D	11/3/2009	<0.26	U		<0.41	U		<0.22	U		<0.19	U		<0.88	U		<0.26	U	
		VMP - 2 - 8.5 - 083110	8/31/2010	<2.3	U		<3.5	U		<1.9	U		38			<7.5	U		<2.3	U	
		VMP-2-8.5-111610	11/16/2010	<6.2	U		<9.6	U		<5.2	U		54			<21	U		<6.2	U	
		VMP-2-8.5-020411	2/4/2011	<2.1	U		<3.3	U		<1.8	U		6.1			<7	U		<2.1	U	
	22 ft	VMP-2-22	11/3/2009	<1.4	U		<2.1	U		1.6			13			<4.6	U		<1.4	U	
		VMP - 2 - 22 - 083110	8/31/2010	<3.5	U		<5.4	U		<2.9	U		63			<12	U		<3.5	U	
		VMP-2-22-111610	11/16/2010	<6.5	U		<10	U		<5.4	U		78			<22	U		<6.5	U	
		VMP-2-22-020411	2/4/2011	<2.9	U		<4.6	U		<2.4	U		35			<9.7	U		<2.9	U	
	42 ft	VMP-2-42	11/3/2009	<27	U		<42	U		1800			7000			<90	U		<27	U	
VMP-3	5 ft	VMP-3-5	11/3/2009	0.035			<0.041	U		0.16			0.58			<0.088	U		<0.026	U	
		VMP-3-5-090910	9/9/2010	<6.5	U		<10	U		4.8	J		110			<22	U		<6.5	U	
		VMP-3-5-112210	11/22/2010	<6.6	U		<10	U		<5.5	U		150			<22	U		<6.6	U	
		VMP-3-5-020911	2/9/2011	<3	U		<4.6	U		<2.5	U		25			<9.9	U		<3	U	
	10 ft	VMP-3-10	6/21/2010	3.1	J		<12	U		86			1300			<25	U		2.8	J	
		VMP 3-10-091010	9/10/2010	<21	U		<32	U		87			1100			<70	U		5	J	
		VMP-3-10-092010	9/20/2010	<15	U		<24	U		48			660			<51	U		<15	U	
		VMP-3-10-112210	11/22/2010	<6.5	U		<10	U		86			1200			<22	U		7.8		
		VMP-3-10-112210-Dup	11/22/2010	<9	U		<14	U		82			1100			<30	U		5.4	J	
		VMP-3-10-020811	2/8/2011	<9.5	U		<15	U		<8	U		690			<32	U		<9.5	U	
	22 ft	VMP-3-22	11/4/2009	<19	U		<30	U		310			4900			<64	U		<19	U	
		VMP-3-22-092010	9/20/2010	7.7	J		<31	U		130			1500			<67	U		14	J	
		VMP-3-22-112210	11/22/2010	<23	U		<36	U		140			2000			<76	U		20	J	
		VMP-3-22-020811	2/8/2011	<11	U		<18	U		<9.4	U		1400			<38	U		9.9	J	
	31.5 ft	VMP-3-31.5	11/4/2009	<30	U		<48	U		870			18000	E	J	<100	U		<30	U	
		VMP-3-31.5-090910	9/9/2010	53			<58	U		1100			25000			<120	U		<37	U	
		VMP-3-31.5-112210	11/22/2010	17	J		<41	U		1200			20000			<87	U		<26	U	
		VMP-3-31.5-020911	2/9/2011	<25	U		<39	U		480			6400			<83	U		<25	U	
	39 ft	VMP-3-39	11/4/2009	<61	U		<95	U		780			18000			<200	U		<61	U	
VMP-4	5 ft	VMP-4-5	11/5/2009	<0.062	U		<0.097	U		<0.052	U		0.54			<0.21	U		<0.062	U	
		VMP-4-5-082510	8/25/2010	0.061	J		<0.55	U		1.7			13			<1.2	U		0.048	J	
		VMP-4-5-112210	11/22/2010	6.2	J		<21	U		580			1300			<44	U		6.6	J	
		VMP-4-5-021411	2/14/2011	<0.77	U		<1.2	U		30			88			<2.6	U		<0.77	U	
	12 ft	VMP-4-12	11/5/2009	1.2			<1.6	U		35			130			<3.4	U		<1	U	
		VMP-4-12-082510	8/25/2010	3.6	J		<9.6	U		420			1200			<21	U		3.6	J	
		VMP-4-12-112310	11/23/2010	4.7	J		<9.9	U		240			690			<21	U		<6.3	U	
		VMP-4-12-021411	2/14/2011	0.97	J		<2.5	U		24			160			<5.3	U		<1.6	U	
	23.5 ft	VMP-4-23.5	11/5/2009	110			<74	U		3600			14000			<160	U		<48	U	
		VMP - 4 - 23.5 - 083110	8/31/2010	230		J	<11	U		4100		J	13000		J	<24	U		38		J
		VMP-4-23.5-112310	11/23/2010	58	J		<110	U		3900			15000			<240	U		<72	U	
		VMP-4-23.5-021411	2/14/2011	1.2	J	J	<4.1	U		1700		J	12000			<8.7	U		<2.6	U	
	39 ft	VMP-4-39	11/5/2009	120			<57	U		3500			14000			<120	U		<37	U	

See last page of table for notes.

TABLE 3
SUMMARY OF SOIL VAPOR ANALYTICAL DETECTIONS AND SCREENING RESULTS - VILLAGE - VOCS

Location	Sample ID	Depth	Sample Date	4-Methyl-2-pentanone (Methyl Isobutyl Ketone)			Methyl tert-Butyl Ether (MTBE)			2-Propanol			n-Propylbenzene			Styrene			Tetrachloroethene		
				Result (mg/m^3)	Lab Qualifier	URS Qualifier	Result (mg/m^3)	Lab Qualifier	URS Qualifier	Result (mg/m^3)	Lab Qualifier	URS Qualifier	Result (mg/m^3)	Lab Qualifier	URS Qualifier	Result (mg/m^3)	Lab Qualifier	URS Qualifier	Result (mg/m^3)	Lab Qualifier	URS Qualifier
VMP-1	5 ft	VMP-1-5	11/2/2009	<0.49	U		<0.43	U		<1.2	U		<0.58	U		<0.51	U		<0.81	U	
		VMP-1-5-082510	8/25/2010	<0.017	U		<0.015	U		<0.042	U		<0.021	U		<0.018	U		<0.029	U	
		VMP-1-5-111710	11/17/2010	<0.021	U		<0.018	U		<0.051	U		<0.025	U		0.0059	J		<0.035	U	
		VMP-1-5-020411	2/4/2011	<0.41	U		<0.36	U		1.9			<0.5	U		<0.43	U		<0.68	U	
	8.5 ft	VMP-1-8.5	11/2/2009	<0.67	U		<0.59	U		<1.6	U		<0.8	U		<0.7	U		<1.1	U	
		VMP-1-8.5-082510	8/25/2010	<0.053	U		<0.046	U		<0.13	U		<0.063	U		<0.055	U		<0.087	U	
		VMP-1-8.5-111710	11/17/2010	<0.01	U		<0.0089	U		<0.024	U		0.0022	J		0.0034	J		<0.017	U	
		VMP-1-8.5-111710-Dup	11/17/2010	<0.01	U		0.00094	J		0.015	J		0.0021	J		0.0022	J		<0.017	U	
		VMP-1-8.5-020411	2/4/2011	<0.81	U		<0.72	U		<2	U		<0.98	U		<0.84	U		<1.3	U	
	23.5 ft	VMP-1-23.5	11/2/2009	<1.6	U		<1.4	U		<3.9	U		<1.9	U		<1.7	U		<2.7	U	
		VMP - 1 - 23.5 - 083010	8/30/2010	<1.8	U		<1.6	U		<4.4	U		<2.2	U		<1.9	U		<3	U	
		VMP-1-23.5-111810	11/17/2010	<0.005	U		0.00052	J		0.0052	J		<0.0061	U		0.003	J		<0.00062	J	U
		VMP-1-23.5-020411	2/4/2011	<4.8	U		<4.2	U		<11	U		<5.7	U		<5	U		<7.9	U	
	38.5 ft	VMP-1-38.5	11/2/2009	<4.6	U		<4	U		<11	U		<5.5	U		<4.8	U		<7.6	U	
VMP-2	5 ft	VMP-2-5	11/2/2009	<0.6	U		<0.52	U		<1.4	U		<0.72	U		<0.62	U		<0.99	U	
		VMP - 2 - 5 - 083110	8/31/2010	<1.8	U		<1.6	U		<4.4	U		<2.2	U		<1.9	U		<3	U	
		VMP-2-5-111610	11/16/2010	<2.7	U		<2.4	U		<6.5	U		<3.2	U		<2.8	U		<4.5	U	
		VMP-2-5-020411	2/4/2011	<0.71	U		<0.62	U		<1.7	U		<0.85	U		<0.73	U		<1.2	U	
	8.5 ft	VMP-2-8.5	11/3/2009	<0.21	U		<0.18	U		<0.5	U		<0.25	U		<0.22	U		<0.34	U	
		VMP-2-8.5-D	11/3/2009	<0.22	U		<0.19	U		<0.53	U		<0.26	U		<0.23	U		<0.37	U	
		VMP - 2 - 8.5 - 083110	8/31/2010	<1.9	U		<1.6	U		<4.5	U		<2.3	U		<2	U		<3.1	U	
		VMP-2-8.5-111610	11/16/2010	<5.2	U		<4.5	U		<12	U		<6.2	U		<5.4	U		<8.5	U	
		VMP-2-8.5-020411	2/4/2011	<1.8	U		<1.6	U		<4.2	U		<2.1	U		<1.8	U		<2.9	U	
	22 ft	VMP-2-22	11/3/2009	<1.1	U		<1	U		<2.8	U		<1.4	U		<1.2	U		<1.9	U	
		VMP - 2 - 22 - 083110	8/31/2010	<2.9	U		<2.5	U		<6.9	U		<3.5	U		<3	U		<4.8	U	
		VMP-2-22-111610	11/16/2010	<5.4	U		<4.8	U		<13	U		<6.5	U		<5.6	U		<9	U	
		VMP-2-22-020411	2/4/2011	<2.4	U		<2.1	U		<5.8	U		<2.9	U		<2.5	U		<4	U	
	42 ft	VMP-2-42	11/3/2009	<22	U		<20	U		<54	U		<27	U		<23	U		<37	U	
VMP-3	5 ft	VMP-3-5	11/3/2009	<0.022	U		<0.019	U		<0.053	U		<0.026	U		<0.023	U		<0.037	U	
		VMP-3-5-090910	9/9/2010	<5.4	U		<4.8	U		<13	U		<6.5	U		<5.7	U		<9	U	
		VMP-3-5-112210	11/22/2010	<5.5	U		<4.8	U		2.1	J		<6.6	U		<5.7	U		4.5	J	
		VMP-3-5-020911	2/9/2011	<2.5	U		<2.2	U		<5.9	U		<3	U		<2.6	U		<4.1	U	
	10 ft	VMP-3-10	6/21/2010	<6.2	U		<5.5	U		3.8	J		5.6	J		<6.4	U		<10	U	
		VMP 3-10-091010	9/10/2010	<17	U		<15	U		<42	U		7.2	J		<18	U		<29	U	
		VMP-3-10-092010	9/20/2010	<13	U		<11	U		<30	U		4.4	J		<13	U		<21	U	
		VMP-3-10-112210	11/22/2010	<5.4	U		<4.8	U		<13	U		11			<5.6	U		<9	U	
		VMP-3-10-112210-Dup	11/22/2010	<7.5	U		<6.6	U		<18	U		7.9	J		<7.8	U		<12	U	
		VMP-3-10-020811	2/8/2011	<7.9	U		<7	U		<19	U		<9.5	U		<8.3	U		<13	U	
	22 ft	VMP-3-22	11/4/2009	<16	U		<14	U		<38	U		24			<16	U		<26	U	
		VMP-3-22-092010	9/20/2010	<17	U		<15	U		<40	U		29			<17	U		<28	U	
		VMP-3-22-112210	11/22/2010	<19	U		<17	U		<46	U		40			<20	U		<32	U	
		VMP-3-22-020811	2/8/2011	<9.4	U		<8.2	U		<22	U		20			<9.8	U		<16	U	
	31.5 ft	VMP-3-31.5	11/4/2009	<25	U		<22	U		<61	U		<30	U		<26	U		<42	U	
		VMP-3-31.5-090910	9/9/2010	<31	U		<27	U		<75	U		17	J		<32	U		<52	U	
		VMP-3-31.5-112210	11/22/2010	<22	U		<19	U		<52	U		9.8	J		<22	U		<36	U	
		VMP-3-31.5-020911	2/9/2011	<21	U		<18	U		<50	U		<25	U		<22	U		<34	U	
	39 ft	VMP-3-39	11/4/2009	<50	U		<44	U		<120	U		<61	U		<53	U		<84	U	
VMP-4	5 ft	VMP-4-5	11/5/2009	<0.052	U		<0.046	U		<0.12	U		<0.062	U		<0.054	U		<0.086	U	
		VMP-4-5-082510	8/25/2010	<0.29	U		<0.26	U		<0.71	U		0.058	J		<0.31	U		<0.49	U	
		VMP-4-5-112210	11/22/2010	<11	U		<9.7	U		<26	U		8.4	J		<11	U		<18	U	
		VMP-4-5-021411	2/14/2011	<0.64	U		<0.57	U		<1.5	U		<0.77	U		<0.67	U		<1.1	U	
	12 ft	VMP-4-12	11/5/2009	<0.86	U		<0.76	U		<2.1	U		<1	U		<0.9	U		<1.4	U	
		VMP-4-12-082510	8/25/2010	<5.2	U		<4.5	U		<12	U		4.2	J		<5.4	U		<8.5	U	
		VMP-4-12-112310	11/23/2010	<5.3	U		<4.6	U		<13	U		<6.3	U		<5.5	U		<8.8	U	
		VMP-4-12-021411	2/14/2011	<1.3	U		<1.2	U		<3.2	U		<1.6	U		<1.4	U		<2.2	U	
	23.5 ft	VMP-4-23.5	11/5/2009	<40	U		<35	U		<95	U		<48	U		<41	U		<66	U	
		VMP - 4 - 23.5 - 083110	8/31/2010	<5.9	U		<5.2	U		<14	U		69		J	<6.2	U		<9.8	U	
		VMP-4-23.5-112310	11/23/2010	<60	U		<52	U		<140	U		22	J		<62	U		<99	U	
		VMP-4-23.5-021411	2/14/2011	<2.2	U		<1.9	U		<5.2	U		<2.6	U		<2.2	U		<3.6	U	
	39 ft	VMP-4-39	11/5/2009	<30	U		<27	U		<73	U		39			<32	U		<50	U	

See last page of table for notes.

TABLE 3
SUMMARY OF SOIL VAPOR ANALYTICAL DETECTIONS AND SCREENING RESULTS - VILLAGE - VOCS

Location	Sample ID	Depth	Sample Date	Tetrahydrofuran			Toluene			1,2,4-Trichlorobenzene			1,1,1-Trichloroethane (Methyl chloroform)			1,1,2-Trichloroethane			Trichloroethene		
				Result (mg/m^3)	Lab Qualifier	URS Qualifier	Result (mg/m^3)	Lab Qualifier	URS Qualifier	Result (mg/m^3)	Lab Qualifier	URS Qualifier	Result (mg/m^3)	Lab Qualifier	URS Qualifier	Result (mg/m^3)	Lab Qualifier	URS Qualifier	Result (mg/m^3)	Lab Qualifier	URS Qualifier
VMP-1	5 ft	VMP-1-5	11/2/2009	<0.35	U		0.63			<3.5	U		<0.65	U		<0.65	U		<0.64	U	
		VMP-1-5-082510	8/25/2010	<0.012	U		0.0031	J		<0.13	U		<0.023	U		<0.023	U		<0.023	U	
		VMP-1-5-111710	11/17/2010	<0.015	U		<0.019	U		<0.15	U		<0.028	U		<0.028	U		<0.028	U	
		VMP-1-5-020411	2/4/2011	<0.3	U		<0.38	U		<3	U		<0.55	U		<0.55	U		<0.54	U	
	8.5 ft	VMP-1-8.5	11/2/2009	<0.48	U		<0.62	U		<4.8	U		<0.89	U		<0.89	U		<0.88	U	
		VMP-1-8.5-082510	8/25/2010	<0.038	U		<0.048	U		<0.38	U		<0.07	U		<0.07	U		<0.069	U	
		VMP-1-8.5-111710	11/17/2010	<0.0073	U		<0.0093	U		<0.073	U		<0.013	U		<0.013	U		<0.0022	J	U
		VMP-1-8.5-111710-Dup	11/17/2010	<0.0073	U		0.002	J		<0.073	U		<0.013	U		<0.013	U		<0.0025	J	U
		VMP-1-8.5-020411	2/4/2011	<0.58	U		<0.75	U		<5.9	U		<1.1	U		<1.1	U		<1.1	U	
	23.5 ft	VMP-1-23.5	11/2/2009	<1.2	U		<1.5	U		<12	U		<2.2	U		<2.2	U		<2.1	U	
		VMP - 1 - 23.5 - 083010	8/30/2010	<1.3	U		<1.7	U		<13	U		<2.4	U		<2.4	U		<2.4	U	
		VMP-1-23.5-111810	11/17/2010	<0.0036	U		0.001	J		<0.037	U		<0.0067	U		<0.0067	U		<0.0021	J	U
		VMP-1-23.5-020411	2/4/2011	<3.4	U		<4.4	U		<34	U		<6.4	U		<6.4	U		<6.3	U	
	38.5 ft	VMP-1-38.5	11/2/2009	<3.3	U		<4.2	U		<33	U		<6.1	U		<6.1	U		<6	U	
VMP-2	5 ft	VMP-2-5	11/2/2009	<0.43	U		<0.55	U		<4.3	U		<0.79	U		<0.79	U		<0.78	U	
		VMP - 2 - 5 - 083110	8/31/2010	<1.3	U		<1.7	U		<13	U		<2.4	U		<2.4	U		<2.4	U	
		VMP-2-5-111610	11/16/2010	<1.9	U		<2.5	U		<20	U		<3.6	U		<3.6	U		<3.5	U	
		VMP-2-5-020411	2/4/2011	<0.51	U		<0.65	U		<5.1	U		<0.94	U		<0.94	U		<0.93	U	
	8.5 ft	VMP-2-8.5	11/3/2009	<0.15	U		<0.19	U		<1.5	U		<0.28	U		<0.28	U		<0.27	U	
		VMP-2-8.5-D	11/3/2009	<0.16	U		<0.2	U		<1.6	U		<0.29	U		<0.29	U		<0.29	U	
		VMP - 2 - 8.5 - 083110	8/31/2010	<1.4	U		<1.7	U		<14	U		<2.5	U		<2.5	U		<2.5	U	
		VMP-2-8.5-111610	11/16/2010	<3.7	U		<4.7	U		<37	U		<6.9	U		<6.9	U		<6.8	U	
		VMP-2-8.5-020411	2/4/2011	<1.3	U		<1.6	U		<13	U		<2.3	U		<2.3	U		<2.3	U	
	22 ft	VMP-2-22	11/3/2009	<0.82	U		<1	U		<8.3	U		<1.5	U		<1.5	U		<1.5	U	
		VMP - 2 - 22 - 083110	8/31/2010	<2.1	U		<2.6	U		<21	U		<3.8	U		<3.8	U		<3.8	U	
		VMP-2-22-111610	11/16/2010	<3.9	U		<5	U		<39	U		<7.2	U		<7.2	U		<7.1	U	
		VMP-2-22-020411	2/4/2011	<1.8	U		<2.2	U		<18	U		<3.2	U		<3.2	U		<3.2	U	
	42 ft	VMP-2-42	11/3/2009	<16	U		59			<160	U		<30	U		<30	U		<30	U	
VMP-3	5 ft	VMP-3-5	11/3/2009	<0.016	U		<0.02	U		<0.16	U		<0.029	U		<0.029	U		<0.029	U	
		VMP-3-5-090910	9/9/2010	<3.9	U		<5	U		<39	U		<7.2	U		<7.2	U		<7.1	U	
		VMP-3-5-112210	11/22/2010	<4	U		3.2	J		<40	U		<7.3	U		<7.3	U		8.9		
		VMP-3-5-020911	2/9/2011	<1.8	U		<2.3	U		<18	U		<3.3	U		<3.3	U		<3.2	U	
	10 ft	VMP-3-10	6/21/2010	<4.5	U		<5.7	U		<45	U		<8.3	U		<8.3	U		<8.1	U	
		VMP 3-10-091010	9/10/2010	<12	U		<16	U		<130	U		<23	U		<23	U		<23	U	
		VMP-3-10-092010	9/20/2010	<9.1	U		9.9	J		<92	U		<17	U		<17	U		<17	U	
		VMP-3-10-112210	11/22/2010	<3.9	U		2.1	J		<39	U		<7.2	U		<7.2	U		<7.1	U	
		VMP-3-10-112210-Dup	11/22/2010	<5.4	U		2	J		<55	U		<10	U		<10	U		<9.9	U	
		VMP-3-10-020811	2/8/2011	<5.7	U		<7.3	U		<58	U		<10	U		<10	U		<10	U	
	22 ft	VMP-3-22	11/4/2009	<11	U		<15	U		<120	U		<21	U		<21	U		<21	U	
		VMP-3-22-092010	9/20/2010	<12	U		37			<120	U		<22	U		<22	U		<22	U	
		VMP-3-22-112210	11/22/2010	<14	U		<18	U		<140	U		<25	U		<25	U		<25	U	
		VMP-3-22-020811	2/8/2011	<6.8	U		4.3	J		<68	U		<12	U		<12	U		<12	U	
	31.5 ft	VMP-3-31.5	11/4/2009	<18	U		25			<180	U		<34	U		<34	U		<33	U	
		VMP-3-31.5-090910	9/9/2010	<22	U		17	J		<220	U		<41	U		<41	U		<41	U	
		VMP-3-31.5-112210	11/22/2010	<16	U		19	J		<160	U		<29	U		<29	U		<28	U	
		VMP-3-31.5-020911	2/9/2011	<15	U		40			<150	U		<28	U		<28	U		<27	U	
	39 ft	VMP-3-39	11/4/2009	<36	U		<46	U		<370	U		<67	U		<67	U		<66	U	
VMP-4	5 ft	VMP-4-5	11/5/2009	<0.037	U		<0.048	U		<0.38	U	UJ	<0.069	U		<0.069	U		<0.068	U	
		VMP-4-5-082510	8/25/2010	<0.21	U		<0.27	U		<2.1	U		<0.39	U		<0.39	U		<0.39	U	
		VMP-4-5-112210	11/22/2010	<7.9	U		2.8	J		<80	U		<15	U		<15	U		<14	U	
		VMP-4-5-021411	2/14/2011	<0.46	U		0.49	J		<4.7	U		<0.86	U		<0.86	U		<0.85	U	
	12 ft	VMP-4-12	11/5/2009	<0.62	U		<0.8	U		<6.3	U	UJ	<1.2	U		<1.2	U		<1.1	U	
		VMP-4-12-082510	8/25/2010	<3.7	U		<4.7	U		<37	U		<6.9	U		<6.9	U		<6.8	U	
		VMP-4-12-112310	11/23/2010	<3.8	U		<4.9	U		<38	U		<7	U		<7	U		<6.9	U	
		VMP-4-12-021411	2/14/2011	<0.96	U		1.1	J		<9.6	U		<1.8	U		<1.8	U		<1.7	U	
	23.5 ft	VMP-4-23.5	11/5/2009	<29	U		1400			<290	U		<53	U		<53	U		<52	U	
		VMP - 4 - 23.5 - 083110	8/31/2010	<4.3	U		2000		J	<43	U		<7.9	U		<7.9	U		<7.8	U	
		VMP-4-23.5-112310	11/23/2010	<43	U		1600			<430	U		<79	U		<79	U		<78	U	
		VMP-4-23.5-021411	2/14/2011	<1.6	U		600		J	<16	U		<2.9	U		<2.9	U		<2.8	U	
	39 ft	VMP-4-39	11/5/2009	<22	U		420			<220	U		<41	U		<41	U		<40	U	

See last page of table for notes.

TABLE 3
SUMMARY OF SOIL VAPOR ANALYTICAL DETECTIONS AND SCREENING RESULTS - VILLAGE - VOCS

Location	Sample ID	Depth	Sample Date	Trichlorofluoromethane			1,2,4-Trimethylbenzene			1,3,5-Trimethylbenzene			2,2,4-Trimethylpentane			m,p-Xylene			o-Xylenes		
				Result (mg/m^3)	Lab Qualifier	URS Qualifier	Result (mg/m^3)	Lab Qualifier	URS Qualifier	Result (mg/m^3)	Lab Qualifier	URS Qualifier	Result (mg/m^3)	Lab Qualifier	URS Qualifier	Result (mg/m^3)	Lab Qualifier	URS Qualifier	Result (mg/m^3)	Lab Qualifier	URS Qualifier
VMP-1	5 ft	VMP-1-5	11/2/2009	<0.67	U		<0.58	U		<0.58	U		220			<0.52	U		<0.52	U	
		VMP-1-5-082510	8/25/2010	<0.024	U		<0.021	U		<0.021	U		0.74			0.0024	J		<0.018	U	
		VMP-1-5-111710	11/17/2010	<0.029	U		<0.025	U		<0.025	U		5.3			0.0043	J		<0.022	U	
		VMP-1-5-020411	2/4/2011	<0.57	U		<0.5	U		<0.5	U		270			<0.44	U		<0.44	U	
	8.5 ft	VMP-1-8.5	11/2/2009	<0.92	U		<0.8	U		<0.8	U		370			<0.71	U		<0.71	U	
		VMP-1-8.5-082510	8/25/2010	<0.072	U		<0.063	U		<0.063	U		4.2			<0.056	U		<0.056	U	
		VMP-1-8.5-111710	11/17/2010	<0.014	U		<0.012	U		<0.012	U		3.1			0.002	J		<0.011	U	
		VMP-1-8.5-111710-Dup	11/17/2010	<0.014	U		<0.012	U		<0.012	U		2.8			0.0014	J		<0.011	U	
		VMP-1-8.5-020411	2/4/2011	<1.1	U		<0.98	U		<0.98	U		350			<0.86	U		<0.86	U	
	23.5 ft	VMP-1-23.5	11/2/2009	<2.2	U		<1.9	U		<1.9	U		920			<1.7	U		<1.7	U	
		VMP - 1 - 23.5 - 083010	8/30/2010	<2.5	U		<2.2	U		<2.2	U		1600			<1.9	U		<1.9	U	
		VMP-1-23.5-111810	11/17/2010	0.0014	J		<0.0061	U		<0.0061	U		0.06			<0.0005	J	U	<0.0054	U	
		VMP-1-23.5-020411	2/4/2011	<6.5	U		<5.7	U		<5.7	U		1900			<5	U		<5	U	
	38.5 ft	VMP-1-38.5	11/2/2009	<6.3	U		<5.5	U		<5.5	U		2400			<4.9	U		<4.9	U	
VMP-2	5 ft	VMP-2-5	11/2/2009	<0.82	U		<0.72	U		<0.72	U		270			<0.63	U		<0.63	U	
		VMP - 2 - 5 - 083110	8/31/2010	<2.5	U		<2.2	U		<2.2	U		1300			<1.9	U		<1.9	U	
		VMP-2-5-111610	11/16/2010	<3.7	U		<3.2	U		<3.2	U		2000			<2.9	U		<2.9	U	
		VMP-2-5-020411	2/4/2011	<0.97	U		<0.85	U		<0.85	U		570			<0.75	U		<0.75	U	
	8.5 ft	VMP-2-8.5	11/3/2009	<0.29	U		<0.25	U		<0.25	U		74			<0.22	U		<0.22	U	
		VMP-2-8.5-D	11/3/2009	<0.3	U		<0.26	U		<0.26	U		82			<0.23	U		<0.23	U	
		VMP - 2 - 8.5 - 083110	8/31/2010	<2.6	U		<2.3	U		<2.3	U		2000			<2	U		<2	U	
		VMP-2-8.5-111610	11/16/2010	<7.1	U		<6.2	U		<6.2	U		2000			<5.5	U		<5.5	U	
		VMP-2-8.5-020411	2/4/2011	<2.4	U		<2.1	U		<2.1	U		830			<1.9	U		<1.9	U	
	22 ft	VMP-2-22	11/3/2009	<1.6	U		<1.4	U		<1.4	U		600			<1.2	U		<1.2	U	
		VMP - 2 - 22 - 083110	8/31/2010	<4	U		<3.5	U		<3.5	U		2300			<3.1	U		<3.1	U	
		VMP-2-22-111610	11/16/2010	<7.4	U		<6.5	U		<6.5	U		2300			<5.7	U		<5.7	U	
		VMP-2-22-020411	2/4/2011	<3.3	U		<2.9	U		<2.9	U		1400			<2.6	U		<2.6	U	
	42 ft	VMP-2-42	11/3/2009	<31	U		<27	U		<27	U		1700			160			58		
VMP-3	5 ft	VMP-3-5	11/3/2009	<0.03	U		<0.026	U		<0.026	U		6.4			0.1			0.045		
		VMP-3-5-090910	9/9/2010	<7.5	U		<6.5	U		<6.5	U		1200			<5.8	U		<5.8	U	
		VMP-3-5-112210	11/22/2010	<7.6	U		<6.6	U		<6.6	U		1100			2.3	J		<5.8	U	
		VMP-3-5-020911	2/9/2011	<3.4	U		<3	U		<3	U		460			<2.6	U		<2.6	U	
	10 ft	VMP-3-10	6/21/2010	<8.5	U		4.3	J		1.4	J		3500			2.9	J		<6.6	U	
		VMP 3-10-091010	9/10/2010	<24	U		<21	U		<21	U		3000			<18	U		<18	U	
		VMP-3-10-092010	9/20/2010	<17	U		<15	U		<15	U		2400			6.6	J		<13	U	
		VMP-3-10-112210	11/22/2010	<7.4	U		<6.5	U		<6.5	U		3200			2.8	J		<5.7	U	
		VMP-3-10-112210-Dup	11/22/2010	<10	U		<9	U		<9	U		3100			2.2	J		<8	U	
		VMP-3-10-020811	2/8/2011	<11	U		<9.5	U		<9.5	U		3300			<8.4	U		<8.4	U	
	22 ft	VMP-3-22	11/4/2009	<22	U		<19	U		<19	U		3800			22			<17	U	
		VMP-3-22-092010	9/20/2010	<23	U		5.3	J		<20	U		3200			26			11	J	
		VMP-3-22-112210	11/22/2010	<26	U		<23	U		<23	U		4100			8.8	J		<20	U	
		VMP-3-22-020811	2/8/2011	<13	U		<11	U		<11	U		2900			7.6	J		<9.9	U	
	31.5 ft	VMP-3-31.5	11/4/2009	<35	U		<30	U		<30	U		6800			130			<27	U	
		VMP-3-31.5-090910	9/9/2010	<43	U		38			17	J		8300			87			26	J	
		VMP-3-31.5-112210	11/22/2010	<30	U		9.8	J		<26	U		8000			68			19	J	
		VMP-3-31.5-020911	2/9/2011	<28	U		<25	U		<25	U		3200			54			13	J	
	39 ft	VMP-3-39	11/4/2009	<69	U		<61	U		<61	U		7100			110			<54	U	
VMP-4	5 ft	VMP-4-5	11/5/2009	<0.071	U		<0.062	U		<0.062	U		20			<0.055	U		<0.055	U	
		VMP-4-5-082510	8/25/2010	<0.4	U		0.054	J		<0.35	U		220			<0.31	U		<0.31	U	
		VMP-4-5-112210	11/22/2010	<15	U		<13	U		<13	U		1800			11	J		<12	U	
		VMP-4-5-021411	2/14/2011	<0.88	U		<0.77	U		<0.77	U		260			0.45	J		<0.68	U	
	12 ft	VMP-4-12	11/5/2009	<1.2	U		<1	U		<1	U		300			1.5			<0.92	U	
		VMP-4-12-082510	8/25/2010	<7.1	U		1.8	J		1.5	J		1400			5.6			<5.5	U	
		VMP-4-12-112310	11/23/2010	<7.2	U		3.5	J		2.6	J		1300			6.2			<5.6	U	
		VMP-4-12-021411	2/14/2011	<1.8	U		<1.6	U		0.52	J		600			2.8			0.72	J	
	23.5 ft	VMP-4-23.5	11/5/2009	<54	U		78			<48	U		4700			1300			410		
		VMP - 4 - 23.5 - 083110	8/31/2010	<8.1	U		190		J	66		J	5800		J	1800		J	600		J
		VMP-4-23.5-112310	11/23/2010	<82	U		31	J		<72	U		4800			1100			310		
		VMP-4-23.5-021411	2/14/2011	<3	U		<2.6	U		<2.6	U		2400		J	130		J	30		J
	39 ft	VMP-4-39	11/5/2009	<42	U		83			<37	U		4500			1100			320		

See last page of table for notes.

TABLE 3
SUMMARY OF SOIL VAPOR ANALYTICAL DETECTIONS AND SCREENING RESULTS - VILLAGE - VOCS

Location	Sample ID	Depth	Sample Date	Acetone			Benzene			Bromodichloromethane			Bromomethane			1,3-Butadiene			2-Butanone			Carbon disulfide		
				Result (mg/m^3)	Lab Qualifier	URS Qualifier	Result (mg/m^3)	Lab Qualifier	URS Qualifier	Result (mg/m^3)	Lab Qualifier	URS Qualifier	Result (mg/m^3)	Lab Qualifier	URS Qualifier	Result (mg/m^3)	Lab Qualifier	URS Qualifier	Result (mg/m^3)	Lab Qualifier	URS Qualifier	Result (mg/m^3)	Lab Qualifier	URS Qualifier
VMP-5	5 ft	VMP-5-5	11/5/2009	<2.1	U		1.5			<1.5	U		<0.87	U		<0.5	U		<0.66	U		<0.7	U	
		VMP-5-5-090910	9/9/2010	<25	U		7.6	J		<18	U		<10	U		<5.8	U		<7.8	U		<8.2	U	
		VMP-5-5-112210	11/22/2010	<6.1	U		8.6			<4.3	U		<2.5	U		<1.4	U		<1.9	U		<2	U	
		VMP-5-5-021611	2/16/2011	<0.039	U		0.024		J	<0.028	U		<0.016	U		<0.0091	U		<0.012	U		0.0081	J	J
	12.5 ft	VMP-5-12.5	11/6/2009	<2.4	U		5.8			<1.7	U		<1	U		<0.57	U		<0.76	U		<0.8	U	
		VMP-5-12.5-D	11/6/2009	<5.5	U		6			<3.9	U		<2.2	U		<1.3	U		<1.7	U		<1.8	U	
		VMP-5-12.5-090910	9/9/2010	7.6	J		11			<8.8	U		<5.1	U		<2.9	U		<3.9	U		<4.1	U	
		VMP-5-12.5-112310	11/23/2010	<0.63	U		0.54			<0.44	U		<0.26	U		<0.15	U		<0.19	U		<0.2	U	
		VMP-5-12.5-021611	2/16/2011	<1.9	U		<0.63	U		<1.3	U		<0.77	U		<0.44	U		<0.58	U		<0.62	U	
	31 ft	VMP-5-31	11/6/2009	<23	U		160			<16	U		<9.2	U		<5.3	U		<7	U		<7.4	U	
		VMP-5-31-090910	9/9/2010	<52	U		200			<37	U		<21	U		<12	U		<16	U		<17	U	
		VMP-5-31-112310	11/23/2010	<33	U		180			<23	U		<13	U		<7.6	U		<10	U		<11	U	
		VMP-5-31-021611	2/16/2011	<13	U		74			<9.2	U		<5.4	U		<3	U		<4.1	U		<4.3	U	
	40 ft	VMP-5-40	11/6/2009	<31	U		170			<22	U		<13	U		<7.2	U		<9.7	U		<10	U	
VMP-6	5 ft	VMP-6-5	11/6/2009	<3.8	U		5.8		J	<2.6	U		<1.5	U		<0.88	U		<1.2	U		<1.2	U	
		VMP-6-5-090810	9/8/2010	<2.1	U		1			<1.5	U		<0.85	U		<0.49	U		<0.65	U		<0.68	U	
		VMP-6-5-111610	11/16/2010	<13	U		9			<9.2	U		<5.4	U		<3	U		<4.1	U		<4.3	U	
		VMP-6-5-020711	2/7/2011	0.014			0.0033	J		<0.008	U		<0.0046	U		<0.0026	U		0.0015	J		<0.0037	U	
	10 ft	VMP-6-10	11/6/2009	<4.1	U		6.4			<2.9	U		<1.7	U		<0.95	U		<1.3	U		<1.3	U	
		VMP-6-10-090810	9/8/2010	<2.3	U		2.9		J	<1.6	U		<0.92	U		<0.53	U		<0.7	U		<0.74	U	
		VMP-6-10-111710	11/17/2010	0.012	J		0.0053			0.0025	J		<0.0014	J	U	<0.0028	U		0.0022	J		<0.004	U	
		VMP-6-10-020711	2/7/2011	0.0038	J		0.0084			<0.0084	U		<0.0049	U		<0.0028	U		<0.0037	U		<0.0039	U	
	31.5 ft	VMP-6-31.5	11/9/2009	<27	U		28			<19	U		<11	U		<6.2	U		<8.2	U		<8.7	U	
		VMP-6-31.5-090810	9/8/2010	<15	U		29			<11	U		<6.2	U		<3.6	U		<4.7	U		<5	U	
		VMP-6-31.5-111710	11/17/2010	<24	U		30			<17	U		<9.8	U		<5.6	U		<7.4	U		<7.8	U	
		VMP-6-31.5-020711	2/7/2011	13	J		30			<16	U		<9.4	U		<5.4	U		<7.1	U		<7.5	U	
	39 ft	VMP-6-39	11/9/2009	<30	U		40			<21	U		<12	U		<7	U		<9.4	U		<9.9	U	
VMP-7	5 ft	VMP-7-5	11/9/2009	0.041			0.015			<0.007	U		<0.004	U		<0.002	U		<0.003	U		<0.003	U	
		VMP-7-5-082610	8/26/2010	0.026			0.012			<0.0088	U		<0.0051	U		<0.0029	U		0.006			0.0028	J	
		VMP-7-5-111910	11/19/2010	0.014			0.001	J		<0.008	U		<0.0046	U		<0.0026	U		0.0022	J		<0.0037	U	
		VMP-7-5-020711	2/7/2011	0.027			0.041			<0.0086	U		<0.005	U		<0.0028	U		<0.0038	U		<0.004	U	
	13.5 ft	VMP-7-13.5	11/9/2009	<0.085	U		<0.028	U		<0.06	U		<0.035	U		<0.02	U		<0.026	U		<0.028	U	
		VMP-7-13.5-082610	8/26/2010	<0.27	U		0.15			<0.19	U		<0.11	U		<0.064	U		<0.085	U		<0.09	U	
		VMP-7-13.5-111910	11/19/2010	<1.9	U		1.3		J	<1.4	U		<0.78	U		<0.44	U		<0.59	U		<0.63	U	
		VMP-7-13.5-020711	2/7/2011	0.011	J		0.027			<0.0083	U		<0.0048	U		<0.0027	U		<0.0036	U		<0.0038	U	
	29.5 ft	VMP-7-29.5	11/9/2009	<1.8	U		120		J	<1.3	U		<0.74	U		<0.42	U		<0.56	U		<0.59	U	
		VMP - 7 - 29.5 - 083110	8/31/2010	<3.9	U		86		J	<2.8	U		<1.6	U		<0.91	U		<1.2	U		<1.3	U	
		VMP-7-29.5-111910	11/19/2010	<5.9	U		62		J	<4.2	U		<2.4	U		<1.4	U		<1.8	U		<1.9	U	
		VMP-7-29.5-020711	2/7/2011	<6.1	U		60			<4.3	U		<2.5	U		<1.4	U		<1.9	U		<2	U	
	38 ft	VMP-7-38	11/9/2009	<0.63	U		54		J	<0.44	U		<0.26	U		<0.15	U		<0.19	U		<0.2	U	
		VMP-7-38-020711	2/7/2011	1.8	J		57			<5.8	U		<3.4	U		<1.9	U		<2.6	U		<2.7	U	
VMP-8	5 ft	VMP-8-5	11/10/2009	0.015			<0.003	U		<0.007	U		<0.004	U		<0.002	U		0.0043			<0.003	U	
		VMP - 8 - 5 - 083010	8/30/2010	0.043			0.021			<0.009	U		0.008			<0.003	U		0.015			0.0032	J	
		VMP-8-5-111810	11/17/2010	0.012			<0.0037	U		0.0012	J		<0.0045	U		<0.0026	U		0.0017	J		0.0011	J	
		VMP-8-5-021011	2/10/2011	0.0072	J		0.014			<0.0083	U		<0.0048	U		<0.0027	U		<0.0036	U		0.0011	J	
	9.5 ft	VMP-8-9.5	11/10/2009	<0.011	U		<0.003	U		<0.007	U		<0.004	U		<0.002	U		<0.003	U		<0.003	U	
		VMP - 8 - 9.5 - 083010	8/30/2010	0.04			0.015		J	<0.0081	U		0.0068			<0.0027	U		0.0061			0.0012	J	
		VMP - 8 - 9.5 - 083010-DUP	8/30/2010	0.041			0.012		J	<0.0083	U		0.0079			<0.0027	U		0.0097			0.0012	J	
		VMP-8-9.5-111810	11/17/2010	0.0095	J		0.0025	J		0.0017	J		<0.0047	U		<0.0027	U		0.0013	J		<0.0038	U	
		VMP-8-9.5-021011	2/10/2011	0.015			<0.004	U		<0.0084	U		<0.0049	U		<0.0028	U		<0.0037	U		<0.0039	U	
	23.5 ft	VMP-8-23.5	11/10/2009	<0.011	U		<0.003	U		<0.008	U		<0.004	U		<0.002	U		<0.003	U		<0.003	U	
		VMP - 8 - 23.5 - 083010	8/30/2010	0.02			0.013			<0.0088	U		<0.0051	U		<0.0029	U		0.0044			0.0015	J	
		VMP-8-23.5-111910	11/19/2010	0.033			0.0029	J		<0.0084	U		<0.0049	U		<0.0028	U		0.0068			<0.0039	U	
		VMP-8-23.5-021011	2/10/2011	<0.013	U		0.0079			<0.009	U		<0.0052	U		<0.003	U		<0.004	U		<0.0042	U	

See last page of table for notes.

TABLE 3
SUMMARY OF SOIL VAPOR ANALYTICAL DETECTIONS AND SCREENING RESULTS - VILLAGE - VOCS

Location	Sample ID	Depth	Sample Date	Carbon tetrachloride			Chlorobenzene			Chloroethane			Chloroform			Chloromethane			alpha-Chlorotoluene			Cyclohexane		
				Result (mg/m^3)	Lab Qualifier	URS Qualifier	Result (mg/m^3)	Lab Qualifier	URS Qualifier	Result (mg/m^3)	Lab Qualifier	URS Qualifier	Result (mg/m^3)	Lab Qualifier	URS Qualifier	Result (mg/m^3)	Lab Qualifier	URS Qualifier	Result (mg/m^3)	Lab Qualifier	URS Qualifier	Result (mg/m^3)	Lab Qualifier	URS Qualifier
VMP-5	5 ft	VMP-5-5	11/5/2009	<1.4	U		<1	U		<0.59	U		<1.1	U		<1.8	U		<1.2	U		78		
		VMP-5-5-090910	9/9/2010	<17	U		<12	U		<7	U		<13	U		<22	U		<14	U		400		
		VMP-5-5-112210	11/22/2010	<4	U		<3	U		<1.7	U		<3.1	U		<5.3	U		<3.3	U		450		
		VMP-5-5-021611	2/16/2011	<0.026	U		<0.019	U		<0.011	U		<0.02	U		<0.034	U		<0.021	U		4.4		
	12.5 ft	VMP-5-12.5	11/6/2009	<1.6	U		<1.2	U		<0.68	U		<1.2	U		<2.1	U		<1.3	U		240		
		VMP-5-12.5-D	11/6/2009	<3.6	U		<2.7	U		<1.5	U		<2.8	U		<4.8	U		<3	U		240		
		VMP-5-12.5-090910	9/9/2010	<8.3	U		<6.1	U		<3.5	U		<6.4	U		<11	U		<6.8	U		360		
		VMP-5-12.5-112310	11/23/2010	<0.42	U		<0.3	U		<0.17	U		<0.32	U		<0.54	U		<0.34	U		14		
		VMP-5-12.5-021611	2/16/2011	<1.2	U		<0.91	U		<0.52	U		<0.97	U		<1.6	U		<1	U		36		
	31 ft	VMP-5-31	11/6/2009	<15	U		<11	U		<6.3	U		<12	U		<20	U		<12	U		1600		
		VMP-5-31-090910	9/9/2010	<35	U		<25	U		<14	U		<27	U		<45	U		<28	U		1600		
		VMP-5-31-112310	11/23/2010	<22	U		<16	U		<9.1	U		<17	U		<28	U		<18	U		2200		
		VMP-5-31-021611	2/16/2011	<8.7	U		<6.4	U		<3.6	U		<6.7	U		<11	U		<7.1	U		1300		
	40 ft	VMP-5-40	11/6/2009	<21	U		<15	U		<8.6	U		<16	U		<27	U		<17	U		1400		
VMP-6	5 ft	VMP-6-5	11/6/2009	<2.5	U		<1.8	U		<1	U		<1.9	U		<3.3	U		<2	U		380		J
		VMP-6-5-090810	9/8/2010	<1.4	U		<1	U		<0.58	U		<1.1	U		<1.8	U		<1.1	U		76		
		VMP-6-5-111610	11/16/2010	<8.7	U		<6.4	U		<3.6	U		<6.7	U		<11	U		<7.1	U		600		
		VMP-6-5-020711	2/7/2011	<0.0075	U		<0.0055	U		<0.0031	U		<0.0058	U		<0.0098	U		<0.0062	U		0.013		
	10 ft	VMP-6-10	11/6/2009	<2.7	U		<2	U		<1.1	U		<2.1	U		<3.6	U		<2.2	U		470		
		VMP-6-10-090810	9/8/2010	<1.5	U		<1.1	U		<0.63	U		<1.2	U		<2	U		<1.2	U		240		J
		VMP-6-10-111710	11/17/2010	0.0011	J		<0.0059	U		<0.0034	U		<0.0063	U		<0.011	U		<0.0067	U		0.0046		
		VMP-6-10-020711	2/7/2011	<0.0079	U		<0.0058	U		<0.0033	U		<0.0062	U		<0.01	U		<0.0065	U		0.0029	J	
	31.5 ft	VMP-6-31.5	11/9/2009	<18	U		<13	U		<7.4	U		<14	U		<23	U		<14	U		970		
		VMP-6-31.5-090810	9/8/2010	<10	U		<7.4	U		<4.2	U		<7.9	U		<13	U		<8.3	U		1000		
		VMP-6-31.5-111710	11/17/2010	<16	U		<12	U		<6.6	U		<12	U		<21	U		<13	U		1500		
		VMP-6-31.5-020711	2/7/2011	<15	U		<11	U		<6.4	U		<12	U		<20	U		<12	U		1200		
	39 ft	VMP-6-39	11/9/2009	<20	U		<15	U		<8.4	U		<16	U		<26	U		<16	U		1200		
VMP-7	5 ft	VMP-7-5	11/9/2009	<0.007	U		<0.005	U		<0.003	U		<0.005	U		<0.009	U		<0.006	U		0.041		
		VMP-7-5-082610	8/26/2010	<0.0083	U		<0.0061	U		<0.0035	U		<0.0064	U		<0.011	U		<0.0068	U		0.016		
		VMP-7-5-111910	11/19/2010	<0.0075	U		<0.0055	U		<0.0031	U		<0.0058	U		<0.0098	U		<0.0062	U		0.0054		
		VMP-7-5-020711	2/7/2011	<0.0081	U		<0.0059	U		<0.0034	U		<0.0063	U		<0.011	U		<0.0067	U		0.0018	J	
	13.5 ft	VMP-7-13.5	11/9/2009	<0.056	U		<0.041	U		<0.024	U		<0.044	U		<0.074	U		<0.046	U		0.087		
		VMP-7-13.5-082610	8/26/2010	<0.18	U		<0.13	U		<0.076	U		<0.14	U		<0.24	U		<0.15	U		<0.099	U	
		VMP-7-13.5-111910	11/19/2010	<1.3	U		<0.93	U		<0.53	U		<0.98	U		<1.7	U		<1	U		26		J
		VMP-7-13.5-020711	2/7/2011	<0.0078	U		<0.0057	U		<0.0032	U		<0.006	U		<0.01	U		<0.0064	U		0.0013	J	
	29.5 ft	VMP-7-29.5	11/9/2009	<1.2	U		<0.88	U		<0.5	U		<0.93	U		<1.6	U		<0.99	U		610		J
		VMP - 7 - 29.5 - 083110	8/31/2010	<2.6	U		<1.9	U		<1.1	U		<2	U		<3.4	U		<2.1	U		540		J
		VMP-7-29.5-111910	11/19/2010	<3.9	U		<2.8	U		<1.6	U		<3	U		<5.1	U		<3.2	U		410		J
		VMP-7-29.5-020711	2/7/2011	<4	U		<3	U		<1.7	U		<3.1	U		<5.3	U		<3.3	U		440		
	38 ft	VMP-7-38	11/9/2009	<0.42	U		<0.3	U		<0.17	U		<0.32	U		<0.54	U		<0.34	U		220		J
		VMP-7-38-020711	2/7/2011	<5.4	U		<4	U		<2.3	U		<4.2	U		<7.1	U		<4.5	U		390		
VMP-8	5 ft	VMP-8-5	11/10/2009	<0.007	U		<0.005	U		<0.003	U		<0.005	U		<0.009	U		<0.006	U		0.0083		
		VMP - 8 - 5 - 083010	8/30/2010	<0.0085	U		0.0032	J		<0.0035	U		0.0039	J		<0.011	U		0.0018	J	J	<0.0046	U	
		VMP-8-5-111810	11/17/2010	0.0014	J		<0.0054	U		<0.0031	U		0.001	J		<0.0096	U		<0.006	U		<0.004	U	
		VMP-8-5-021011	2/10/2011	<0.0078	U		<0.0057	U		<0.0032	U		<0.006	U		<0.01	U		<0.0064	U		0.0012	J	
	9.5 ft	VMP-8-9.5	11/10/2009	<0.007	U		<0.005	U		<0.003	U		<0.005	U		<0.009	U		<0.005	U		<0.003	U	
		VMP - 8 - 9.5 - 083010	8/30/2010	<0.0076	U		0.0027	J		<0.0032	U		<0.0059	U		<0.01	U		<0.0063	U		<0.0042	U	
		VMP - 8 - 9.5 - 083010-DUP	8/30/2010	<0.0078	U		0.0028	J		<0.0032	U		0.00094	J		<0.01	U		<0.0064	U		<0.0042	U	
		VMP-8-9.5-111810	11/17/2010	0.0014	J		<0.0056	U		<0.0032	U		<0.0059	U		<0.01	U		<0.0063	U		0.0011	J	
		VMP-8-9.5-021011	2/10/2011	<0.0079	U		<0.0058	U		<0.0033	U		<0.0062	U		<0.01	U		<0.0065	U		<0.0043	U	
	23.5 ft	VMP-8-23.5	11/10/2009	<0.007	U		<0.005	U		<0.003	U		<0.005	U		<0.009	U		<0.006	U		<0.004	U	
		VMP - 8 - 23.5 - 083010	8/30/2010	0.0009	J		0.003	J		<0.0035	U		<0.0064	U		<0.011	U		<0.0068	U		0.002	J	
		VMP-8-23.5-111910	11/19/2010	<0.0079	U		<0.0058	U		<0.0033	U		<0.0062	U		<0.01	U		<0.0065	U		0.0018	J	
		VMP-8-23.5-021011	2/10/2011	<0.0085	U		<0.0062	U		<0.0035	U		<0.0066	U		<0.011	U		<0.007	U		<0.0046	U	

See last page of table for notes.

TABLE 3
SUMMARY OF SOIL VAPOR ANALYTICAL DETECTIONS AND SCREENING RESULTS - VILLAGE - VOCS

Location	Sample ID	Depth	Sample Date	1,2-Dibromoethane			1,2-Dichlorobenzene			1,3-Dichlorobenzene			1,4-Dichlorobenzene			Dichlorodifluoromethane			1,1-Dichloroethane			1,2-Dichloroethane		
				Result (mg/m^3)	Lab Qualifier	URS Qualifier	Result (mg/m^3)	Lab Qualifier	URS Qualifier	Result (mg/m^3)	Lab Qualifier	URS Qualifier	Result (mg/m^3)	Lab Qualifier	URS Qualifier	Result (mg/m^3)	Lab Qualifier	URS Qualifier	Result (mg/m^3)	Lab Qualifier	URS Qualifier	Result (mg/m^3)	Lab Qualifier	URS Qualifier
VMP-5	5 ft	VMP-5-5	11/5/2009	<1.7	U		<1.3	U		<1.3	U		<1.3	U		<1.1	U		<0.91	U		<0.91	U	
		VMP-5-5-090910	9/9/2010	<20	U		<16	U		<16	U		<16	U		<13	U		<11	U		<11	U	
		VMP-5-5-112210	11/22/2010	<5	U		<3.9	U		<3.9	U		<3.9	U		<3.2	U		<2.6	U		<2.6	U	
		VMP-5-5-021611	2/16/2011	<0.032	U		<0.025	U		<0.025	U		<0.025	U		<0.02	U		<0.017	U		<0.017	U	
	12.5 ft	VMP-5-12.5	11/6/2009	<2	U		<1.6	U		<1.6	U		<1.6	U		<1.3	U		<1	U		<1	U	
		VMP-5-12.5-D	11/6/2009	<4.4	U		<3.5	U		<3.5	U		<3.5	U		<2.9	U		<2.3	U		<2.3	U	
		VMP-5-12.5-090910	9/9/2010	<10	U		<7.9	U		<7.9	U		<7.9	U		<6.5	U		<5.3	U		<5.3	U	
		VMP-5-12.5-112310	11/23/2010	<0.51	U		<0.4	U		<0.4	U		<0.4	U		<0.33	U		<0.27	U		<0.27	U	
		VMP-5-12.5-021611	2/16/2011	<1.5	U		<1.2	U		<1.2	U		<1.2	U		<0.98	U		<0.8	U		<0.8	U	
	31 ft	VMP-5-31	11/6/2009	<18	U		<14	U		<14	U		<14	U		<12	U		<9.6	U		<9.6	U	
		VMP-5-31-090910	9/9/2010	<42	U		<33	U		<33	U		<33	U		<27	U		<22	U		<22	U	
		VMP-5-31-112310	11/23/2010	<26	U		<21	U		<21	U		<21	U		<17	U		<14	U		<14	U	
		VMP-5-31-021611	2/16/2011	<11	U		<8.3	U		<8.3	U		<8.3	U		<6.8	U		<5.6	U		<5.6	U	
	40 ft	VMP-5-40	11/6/2009	<25	U		<20	U		<20	U		<20	U		<16	U		<13	U		<13	U	
VMP-6	5 ft	VMP-6-5	11/6/2009	<3	U		<2.4	U		<2.4	U		<2.4	U		<2	U		<1.6	U		<1.6	U	
		VMP-6-5-090810	9/8/2010	<1.7	U		<1.3	U		<1.3	U		<1.3	U		<1.1	U		<0.89	U		<0.89	U	
		VMP-6-5-111610	11/16/2010	<11	U		<8.3	U		<8.3	U		<8.3	U		<6.8	U		<5.6	U		<5.6	U	
		VMP-6-5-020711	2/7/2011	<0.0091	U		<0.0013	J	U	<0.001	J	U	<0.0014	J	U	0.0025	J		<0.0048	U		<0.0048	U	
	10 ft	VMP-6-10	11/6/2009	<3.3	U		<2.6	U		<2.6	U		<2.6	U		<2.1	U		<1.7	U		<1.7	U	
		VMP-6-10-090810	9/8/2010	<1.8	U		<1.4	U		<1.4	U		<1.4	U		<1.2	U		<0.96	U		<0.96	U	
		VMP-6-10-111710	11/17/2010	<0.0099	U		<0.0078	U		<0.0078	U		<0.0078	U		0.002	J		<0.0052	U		<0.0052	U	
		VMP-6-10-020711	2/7/2011	<0.0097	U		<0.0012	J	U	<0.0016	J	U	<0.0014	J	U	0.0021	J		<0.0051	U		<0.0051	U	
	31.5 ft	VMP-6-31.5	11/9/2009	<22	U		<17	U		<17	U		<17	U		<14	U		<11	U		<11	U	
		VMP-6-31.5-090810	9/8/2010	<12	U		<9.7	U		<9.7	U		<9.7	U		<8	U		<6.5	U		<6.5	U	
		VMP-6-31.5-111710	11/17/2010	<19	U		<15	U		<15	U		<15	U		<12	U		<10	U		<10	U	
		VMP-6-31.5-020711	2/7/2011	<18	U		<14	U		<14	U		<14	U		<12	U		<9.8	U		<9.8	U	
	39 ft	VMP-6-39	11/9/2009	<24	U		<19	U		<19	U		<19	U		<16	U		<13	U		<13	U	
VMP-7	5 ft	VMP-7-5	11/9/2009	<0.009	U		<0.007	U		<0.007	U		<0.007	U		<0.005	U		<0.004	U		<0.004	U	
		VMP-7-5-082610	8/26/2010	<0.01	U		<0.0079	U		<0.0079	U		<0.0079	U		0.003	J		<0.0053	U		<0.0053	U	
		VMP-7-5-111910	11/19/2010	<0.0091	U		<0.0072	U		<0.0072	U		<0.0072	U		<0.0059	U		<0.0048	U		<0.0048	U	
		VMP-7-5-020711	2/7/2011	<0.0099	U		<0.00076	J	U	<0.0078	U		<0.0013	J	U	0.0025	J		<0.0052	U		<0.0052	U	
	13.5 ft	VMP-7-13.5	11/9/2009	<0.069	U		<0.054	U		<0.054	U		<0.054	U		<0.044	U		<0.036	U		<0.036	U	
		VMP-7-13.5-082610	8/26/2010	<0.22	U		<0.17	U		<0.17	U		<0.17	U		<0.14	U		<0.12	U		<0.12	U	
		VMP-7-13.5-111910	11/19/2010	<1.5	U		<1.2	U		<1.2	U		<1.2	U		<1	U		<0.82	U		<0.82	U	
		VMP-7-13.5-020711	2/7/2011	<0.0011	J	U	<0.00095	J	U	<0.0074	U		<0.0013	J	U	0.0019	J		<0.005	U		<0.005	U	
	29.5 ft	VMP-7-29.5	11/9/2009	<1.5	U		<1.1	U		<1.1	U		<1.1	U		<0.94	U		<0.77	U		<0.77	U	
		VMP - 7 - 29.5 - 083110	8/31/2010	<3.2	U		<2.5	U		<2.5	U		<2.5	U		<2	U		<1.7	U		<1.7	U	
		VMP-7-29.5-111910	11/19/2010	<4.8	U		<3.7	U		<3.7	U		<3.7	U		<3.1	U		<2.5	U		<2.5	U	
		VMP-7-29.5-020711	2/7/2011	<5	U		<3.9	U		<3.9	U		<3.9	U		<3.2	U		<2.6	U		<2.6	U	
	38 ft	VMP-7-38	11/9/2009	<0.51	U		<0.4	U		<0.4	U		<0.4	U		<0.33	U		<0.27	U		<0.27	U	
		VMP-7-38-020711	2/7/2011	<6.6	U		<5.2	U		<5.2	U		<5.2	U		<4.3	U		<3.5	U		<3.5	U	
VMP-8	5 ft	VMP-8-5	11/10/2009	<0.009	U		<0.007	U		<0.007	U		<0.007	U		<0.005	U		<0.004	U		<0.004	U	
		VMP - 8 - 5 - 083010	8/30/2010	0.0015	J		0.0034	J		0.0038	J		0.0046	J		0.0026	J		0.00069	J		0.00092	J	
		VMP-8-5-111810	11/17/2010	<0.009	U		<0.007	U		<0.007	U		<0.007	U		0.0027	J		<0.0047	U		<0.0047	U	
		VMP-8-5-021011	2/10/2011	<0.0095	U		<0.0074	U		<0.0074	U		<0.0074	U		<0.0061	U		<0.005	U		<0.005	U	
	9.5 ft	VMP-8-9.5	11/10/2009	<0.008	U		<0.006	U		<0.006	U		<0.006	U		<0.005	U		<0.004	U		<0.004	U	
		VMP - 8 - 9.5 - 083010	8/30/2010	<0.0093	U		<0.0073	U		0.0025	J		0.0029	J		0.0024	J		0.00048	J		<0.0049	U	
		VMP - 8 - 9.5 - 083010-DUP	8/30/2010	<0.0095	U		<0.0074	U		0.0021	J		0.0026	J		0.0024	J		0.00041	J		0.0007	J	
		VMP-8-9.5-111810	11/17/2010	<0.0093	U		<0.0073	U		<0.0073	U		<0.0073	U		0.0024	J		<0.0049	U		<0.0049	U	
		VMP-8-9.5-021011	2/10/2011	<0.0097	U		<0.0076	U		<0.0076	U		<0.0076	U		0.0019	J		<0.0051	U		<0.0051	U	
	23.5 ft	VMP-8-23.5	11/10/2009	<0.009	U		<0.007	U		<0.007	U		<0.007	U		<0.005	U		<0.004	U		<0.004	U	
		VMP - 8 - 23.5 - 083010	8/30/2010	<0.01	U		<0.0079	U		0.0021	J		0.0026	J		0.0028	J		<0.0053	U		0.00085	J	
		VMP-8-23.5-111910	11/19/2010	<0.0097	U		<0.0076	U		<0.0076	U		<0.0076	U		<0.0062	U		<0.0051	U		<0.0051	U	
		VMP-8-23.5-021011	2/10/2011	<0.01	U		<0.0081	U		<0.0081	U		<0.0081	U		0.0022	J		<0.0054	U		<0.0054	U	

See last page of table for notes.

TABLE 3
SUMMARY OF SOIL VAPOR ANALYTICAL DETECTIONS AND SCREENING RESULTS - VILLAGE - VOCS

Location	Sample ID	Depth	Sample Date	cis-1,2-Dichloroethene			Dichloromethane (Methylene chloride)			1,2-Dichloropropane			1,4-Dioxane			Ethanol			Ethylbenzene		
				Result (mg/m^3)	Lab Qualifier	URS Qualifier	Result (mg/m^3)	Lab Qualifier	URS Qualifier	Result (mg/m^3)	Lab Qualifier	URS Qualifier	Result (mg/m^3)	Lab Qualifier	URS Qualifier	Result (mg/m^3)	Lab Qualifier	URS Qualifier	Result (mg/m^3)	Lab Qualifier	URS Qualifier
VMP-5	5 ft	VMP-5-5	11/5/2009	<0.89	U		<0.78	U		<1	U		<3.2	U		<1.7	U		<0.97	U	
		VMP-5-5-090910	9/9/2010	<10	U		<9.2	U		<12	U		<38	U		<20	U		<11	U	
		VMP-5-5-112210	11/22/2010	<2.6	U		<2.2	U		<3	U		<9.3	U		<4.9	U		<2.8	U	
		VMP-5-5-021611	2/16/2011	<0.016	U		<0.014	U		<0.019	U		<0.059	U		<0.031	U		0.0041	J	J
	12.5 ft	VMP-5-12.5	11/6/2009	<1	U		<0.9	U		<1.2	U		<3.7	U		<1.9	U		<1.1	U	
		VMP-5-12.5-D	11/6/2009	<2.3	U		<2	U		<2.7	U		<8.4	U		<4.4	U		<2.5	U	
		VMP-5-12.5-090910	9/9/2010	<5.2	U		<4.6	U		<6.1	U		<19	U		<9.9	U		<5.7	U	
		VMP-5-12.5-112310	11/23/2010	<0.26	U		<0.23	U		<0.3	U		<0.95	U		<0.5	U		0.1	J	
		VMP-5-12.5-021611	2/16/2011	<0.79	U		<0.69	U		<0.92	U		<2.9	U		<1.5	U		<0.86	U	
	31 ft	VMP-5-31	11/6/2009	<9.4	U		<8.3	U		<11	U		<34	U		<18	U		<10	U	
		VMP-5-31-090910	9/9/2010	<22	U		<19	U		<25	U		<79	U		<41	U		<24	U	
		VMP-5-31-112310	11/23/2010	<14	U		<12	U		<16	U		<50	U		<26	U		<15	U	
		VMP-5-31-021611	2/16/2011	<5.5	U		<4.8	U		<6.4	U		<20	U		<10	U		<6	U	
	40 ft	VMP-5-40	11/6/2009	<13	U		<11	U		<15	U		<47	U		<25	U		<14	U	
VMP-6	5 ft	VMP-6-5	11/6/2009	<1.6	U		<1.4	U		<1.8	U		<5.7	U		<3	U		6.5		J
		VMP-6-5-090810	9/8/2010	<0.87	U		<0.76	U		<1	U		<3.2	U		<1.6	U		<0.96	U	
		VMP-6-5-111610	11/16/2010	<5.5	U		<4.8	U		<6.4	U		<20	U		<10	U		5.5	J	
		VMP-6-5-020711	2/7/2011	<0.0047	U		<0.0041	U		<0.0055	U		<0.017	U		0.0051	J		0.013		
	10 ft	VMP-6-10	11/6/2009	<1.7	U		<1.5	U		<2	U		<6.2	U		<3.2	U		5.2		
		VMP-6-10-090810	9/8/2010	<0.94	U		<0.83	U		<1.1	U		<3.4	U		<1.8	U		0.68	J	J
		VMP-6-10-111710	11/17/2010	<0.0051	U		<0.0045	U		<0.006	U		<0.018	U		0.0037	J		0.0014	J	
		VMP-6-10-020711	2/7/2011	<0.005	U		<0.0044	U		<0.0058	U		<0.018	U		<0.0095	U		<0.0055	U	
	31.5 ft	VMP-6-31.5	11/9/2009	<11	U		<9.7	U	UJ	<13	U		<40	U		<21	U		180		
		VMP-6-31.5-090810	9/8/2010	<6.4	U		<5.6	U		<7.4	U		<23	U		<12	U		160		
		VMP-6-31.5-111710	11/17/2010	<10	U		<8.8	U		<12	U		<36	U		<19	U		150		
		VMP-6-31.5-020711	2/7/2011	<9.6	U		<8.4	U		<11	U		<35	U		<18	U		180		
	39 ft	VMP-6-39	11/9/2009	<13	U		<11	U	UJ	<15	U		<46	U		<24	U		290		
VMP-7	5 ft	VMP-7-5	11/9/2009	<0.004	U		<0.004	U		<0.005	U		<0.017	U		0.11		J	0.012		
		VMP-7-5-082610	8/26/2010	<0.0052	U		0.0023	J		<0.0061	U		<0.019	U		0.007	J		<0.0057	U	
		VMP-7-5-111910	11/19/2010	<0.0047	U		<0.0041	U		<0.0055	U		0.0093	J		0.0031	J		0.00077	J	
		VMP-7-5-020711	2/7/2011	<0.0051	U		0.0013	J		<0.006	U		<0.018	U		0.0087	J		<0.0056	U	
	13.5 ft	VMP-7-13.5	11/9/2009	<0.035	U		<0.031	U		<0.041	U		<0.13	U		<0.067	U		<0.039	U	
		VMP-7-13.5-082610	8/26/2010	<0.11	U		<0.1	U		<0.13	U		<0.42	U		<0.22	U		<0.12	U	
		VMP-7-13.5-111910	11/19/2010	<0.8	U		0.91		J	<0.93	U		<2.9	U		<1.5	U		<0.87	U	
		VMP-7-13.5-020711	2/7/2011	<0.0049	U		<0.0043	U		<0.0057	U		<0.018	U		<0.0093	U		<0.0054	U	
	29.5 ft	VMP-7-29.5	11/9/2009	<0.76	U		<0.66	U		<0.88	U		<2.8	U		<1.4	U		<0.83	U	
		VMP - 7 - 29.5 - 083110	8/31/2010	<1.6	U		<1.4	U		<1.9	U		<5.9	U		<3.1	U		<1.8	U	
		VMP-7-29.5-111910	11/19/2010	<2.4	U		<2.2	U		<2.9	U		<8.9	U		<4.7	U		<2.7	U	
		VMP-7-29.5-020711	2/7/2011	<2.6	U		<2.2	U		<3	U		<9.3	U		<4.9	U		<2.8	U	
	38 ft	VMP-7-38	11/9/2009	<0.26	U		<0.23	U		<0.3	U		<0.95	U		<0.5	U		<0.29	U	
		VMP-7-38-020711	2/7/2011	<3.4	U		<3	U		<4	U		<12	U		<6.5	U		<3.8	U	
VMP-8	5 ft	VMP-8-5	11/10/2009	<0.004	U		<0.004	U		<0.005	U		<0.017	U		0.023		J	<0.005	U	
		VMP - 8 - 5 - 083010	8/30/2010	0.0012	J		0.0026	J		<0.0062	U		<0.019	U		<0.01	U		<0.0058	U	
		VMP-8-5-111810	11/17/2010	<0.0046	U		0.00071	J		<0.0054	U		<0.017	U		0.0073	J		<0.001	J	U
		VMP-8-5-021011	2/10/2011	<0.0049	U		<0.0043	U		<0.0057	U		<0.018	U		<0.0093	U		<0.0054	U	
	9.5 ft	VMP-8-9.5	11/10/2009	<0.004	U		<0.003	U		<0.005	U		<0.016	U		0.03		J	<0.004	U	
		VMP - 8 - 9.5 - 083010	8/30/2010	0.00059	J		0.005			<0.0056	U		<0.017	U		0.016			<0.0052	U	
		VMP - 8 - 9.5 - 083010-DUP	8/30/2010	<0.0049	U		0.0013	J		0.00099	J		<0.018	U		0.013			<0.0054	U	
		VMP-8-9.5-111810	11/17/2010	<0.0048	U		<0.0042	U		<0.0056	U		0.0021	J		0.01			<0.00089	J	U
		VMP-8-9.5-021011	2/10/2011	<0.005	U		<0.0044	U		<0.0058	U		<0.018	U		0.0028	J		<0.0055	U	
	23.5 ft	VMP-8-23.5	11/10/2009	<0.004	U		<0.004	U		<0.005	U		<0.017	U		0.023		J	<0.005	U	
		VMP - 8 - 23.5 - 083010	8/30/2010	0.00085	J		0.0015	J		<0.0061	U		<0.019	U		0.0069	J		<0.0057	U	
		VMP-8-23.5-111910	11/19/2010	<0.005	U		<0.0044	U		<0.0058	U		<0.018	U		0.0076	J		0.0015	J	
		VMP-8-23.5-021011	2/10/2011	<0.0053	U		<0.0047	U		<0.0062	U		<0.019	U		<0.01	U		<0.0058	U	

See last page of table for notes.

TABLE 3
SUMMARY OF SOIL VAPOR ANALYTICAL DETECTIONS AND SCREENING RESULTS - VILLAGE - VOCS

Location	Sample ID	Depth	Sample Date	4-Ethyltoluene			Freon 113			Heptane			Hexane			2-Hexanone (Methyl N-Butyl Ketone)			Isopropylbenzene (Cumene)		
				Result (mg/m^3)	Lab Qualifier	URS Qualifier	Result (mg/m^3)	Lab Qualifier	URS Qualifier	Result (mg/m^3)	Lab Qualifier	URS Qualifier	Result (mg/m^3)	Lab Qualifier	URS Qualifier	Result (mg/m^3)	Lab Qualifier	URS Qualifier	Result (mg/m^3)	Lab Qualifier	URS Qualifier
VMP-5	5 ft	VMP-5-5	11/5/2009	<1.1	U		<1.7	U		9.1			170			<3.7	U		<1.1	U	
		VMP-5-5-090910	9/9/2010	20			<20	U		140			1500			<43	U		<13	U	
		VMP-5-5-112210	11/22/2010	<3.2	U		<4.9	U		120			1400			<10	U		<3.2	U	
		VMP-5-5-021611	2/16/2011	<0.02	U		<0.032	U		<0.017	U		<0.014	U		<0.067	U		<0.02	U	
	12.5 ft	VMP-5-12.5	11/6/2009	<1.3	U		<2	U		46			650			<4.2	U		<1.3	U	
		VMP-5-12.5-D	11/6/2009	<2.8	U		<4.4	U		47			640			<9.5	U		<2.8	U	
		VMP-5-12.5-090910	9/9/2010	9.2			<10	U		120			1300			<22	U		<6.5	U	
		VMP-5-12.5-112310	11/23/2010	<0.32	U		<0.5	U		<0.27	U		15			<1.1	U		<0.32	U	
		VMP-5-12.5-021611	2/16/2011	<0.98	U		<1.5	U		5.8			110			<3.2	U		<0.98	U	
	31 ft	VMP-5-31	11/6/2009	<12	U		<18	U		910			4900			<39	U		<12	U	
		VMP-5-31-090910	9/9/2010	<27	U		<42	U		1300			7700			<90	U		<27	U	
		VMP-5-31-112310	11/23/2010	<17	U		<26	U		1700			8200			<57	U		<17	U	
		VMP-5-31-021611	2/16/2011	<6.8	U		<10	U		950			5600			<23	U		<6.8	U	
	40 ft	VMP-5-40	11/6/2009	<16	U		<25	U		810			4400			<54	U		<16	U	
VMP-6	5 ft	VMP-6-5	11/6/2009	<1.9	U		<3	U		380		J	720		J	<6.5	U		2.7		J
		VMP-6-5-090810	9/8/2010	1	J		<1.7	U		43			130			<3.6	U		<1.1	U	
		VMP-6-5-111610	11/16/2010	<6.8	U		<10	U		600			1100			<23	U		4.2	J	
		VMP-6-5-020711	2/7/2011	0.0071			<0.0091	U		0.03			0.022			<0.019	U		0.0024	J	
	10 ft	VMP-6-10	11/6/2009	<2.1	U		<3.3	U		480			900			<7	U		3.6		
		VMP-6-10-090810	9/8/2010	0.9	J	J	<1.8	U		160		J	400		J	<3.9	U		0.54	J	J
		VMP-6-10-111710	11/17/2010	<0.0063	U		<0.0099	U		0.0043	J		0.013			<0.021	U		<0.0063	U	
		VMP-6-10-020711	2/7/2011	<0.0062	U		<0.0096	U		0.0018	J		0.0038	J		<0.021	U		<0.0062	U	
	31.5 ft	VMP-6-31.5	11/9/2009	37			<21	U		1800			3100			<46	U		18		
		VMP-6-31.5-090810	9/8/2010	16			<12	U		1900			3200			<26	U		19		
		VMP-6-31.5-111710	11/17/2010	13			<19	U		2200			3400			<41	U		19		
		VMP-6-31.5-020711	2/7/2011	23			<18	U		1900			3000			<40	U		26		
	39 ft	VMP-6-39	11/9/2009	82			<24	U		2400			4200			<52	U		24		
VMP-7	5 ft	VMP-7-5	11/9/2009	<0.005	U		<0.008	U		0.091			0.11			<0.019	U		<0.005	U	
		VMP-7-5-082610	8/26/2010	<0.0065	U		<0.01	U		0.0044	J		0.016			<0.022	U		<0.0065	U	
		VMP-7-5-111910	11/19/2010	<0.0058	U		<0.0091	U		0.0039	J		0.0047			<0.019	U		<0.0058	U	
		VMP-7-5-020711	2/7/2011	<0.0063	U		<0.0099	U		0.0041	J		0.0024	J		<0.021	U		<0.0063	U	
	13.5 ft	VMP-7-13.5	11/9/2009	<0.044	U		<0.068	U		<0.037	U		0.052			<0.15	U		<0.044	U	
		VMP-7-13.5-082610	8/26/2010	<0.14	U		<0.22	U		<0.12	U		0.035	J		<0.47	U		0.015	J	
		VMP-7-13.5-111910	11/19/2010	<0.99	U		<1.5	U		4.9		J	8.9		J	<3.3	U		<0.99	U	
		VMP-7-13.5-020711	2/7/2011	<0.0061	U		<0.0095	U		0.0011	J		0.0013	J		<0.02	U		<0.0061	U	
	29.5 ft	VMP-7-29.5	11/9/2009	<0.94	U		<1.5	U		460		J	420		J	<3.1	U		7.5		J
		VMP - 7 - 29.5 - 083110	8/31/2010	<2	U		<3.2	U		420		J	420		J	<6.7	U		6		J
		VMP-7-29.5-111910	11/19/2010	<3	U		<4.8	U		300		J	270			<10	U		4.8		J
		VMP-7-29.5-020711	2/7/2011	0.77	J		<4.9	U		350			320			<10	U		10		
	38 ft	VMP-7-38	11/9/2009	<0.32	U		<0.5	U		170		J	140		J	<1.1	U		4		J
		VMP-7-38-020711	2/7/2011	<4.2	U		<6.6	U		210			280			<14	U		6.8		
VMP-8	5 ft	VMP-8-5	11/10/2009	<0.005	U		<0.008	U		0.016			0.016			<0.019	U		<0.005	U	
		VMP - 8 - 5 - 083010	8/30/2010	0.0014	J		0.0019	J		0.0019	J		0.0032	J		0.0029	J		<0.0066	U	
		VMP-8-5-111810	11/17/2010	<0.0057	U		0.0017	J		0.0025	J		0.0019	J		<0.019	U		<0.0057	U	
		VMP-8-5-021011	2/10/2011	<0.0061	U		<0.0095	U		<0.0051	U		0.0011	J		<0.02	U		<0.0061	U	
	9.5 ft	VMP-8-9.5	11/10/2009	<0.005	U		<0.008	U		0.0046			0.0042			<0.018	U		<0.005	U	
		VMP - 8 - 9.5 - 083010	8/30/2010	0.0011	J		0.0011	J		0.0017	J		0.0055			0.0013	J		<0.0059	U	
		VMP - 8 - 9.5 - 083010-DUP	8/30/2010	<0.0061	U		0.001	J		0.0016	J		0.0034	J		0.0017	J		<0.0061	U	
		VMP-8-9.5-111810	11/17/2010	<0.0059	U		0.0018	J		<0.005	U		0.0017	J		<0.02	U		<0.0059	U	
		VMP-8-9.5-021011	2/10/2011	<0.0062	U		<0.0096	U		<0.0052	U		<0.0044	U		<0.021	U		<0.0062	U	
	23.5 ft	VMP-8-23.5	11/10/2009	<0.005	U		<0.009	U		<0.004	U		<0.004	U		<0.019	U		<0.005	U	
		VMP - 8 - 23.5 - 083010	8/30/2010	<0.0065	U		0.0014	J		0.0021	J		0.0024	J		0.0011	J		<0.0065	U	
		VMP-8-23.5-111910	11/19/2010	<0.0062	U		<0.0096	U		0.0015	J		0.0018	J		<0.021	U		<0.0062	U	
		VMP-8-23.5-021011	2/10/2011	<0.0066	U		<0.01	U		<0.0055	U		<0.0047	U		<0.022	U		<0.0066	U	

See last page of table for notes.

TABLE 3
SUMMARY OF SOIL VAPOR ANALYTICAL DETECTIONS AND SCREENING RESULTS - VILLAGE - VOCS

Location	Sample ID	Depth	Sample Date	4-Methyl-2-pentanone (Methyl Isobutyl Ketone)			Methyl tert-Butyl Ether (MTBE)			2-Propanol			n-Propylbenzene			Styrene			Tetrachloroethene		
				Result (mg/m^3)	Lab Qualifier	URS Qualifier	Result (mg/m^3)	Lab Qualifier	URS Qualifier	Result (mg/m^3)	Lab Qualifier	URS Qualifier	Result (mg/m^3)	Lab Qualifier	URS Qualifier	Result (mg/m^3)	Lab Qualifier	URS Qualifier	Result (mg/m^3)	Lab Qualifier	URS Qualifier
VMP-5	5 ft	VMP-5-5	11/5/2009	<0.92	U		<0.81	U		<2.2	U		<1.1	U		<0.95	U		<1.5	U	
		VMP-5-5-090910	9/9/2010	<11	U		<9.5	U		<26	U		4.8	J		<11	U		<18	U	
		VMP-5-5-112210	11/22/2010	<2.6	U		<2.3	U		<6.3	U		<3.2	U		<2.7	U		<4.4	U	
		VMP-5-5-021611	2/16/2011	<0.017	U		<0.015	U		0.3		J	<0.02	U		<0.018	U		<0.028	U	
	12.5 ft	VMP-5-12.5	11/6/2009	<1	U		<0.93	U		<2.5	U		<1.3	U		<1.1	U		<1.8	U	
		VMP-5-12.5-D	11/6/2009	<2.4	U		<2.1	U		<5.7	U		<2.8	U		<2.5	U		<3.9	U	
		VMP-5-12.5-090910	9/9/2010	<5.4	U		<4.8	U		<13	U		2.1	J		<5.6	U		<9	U	
		VMP-5-12.5-112310	11/23/2010	<0.27	U		<0.24	U		<0.65	U		<0.32	U		<0.28	U		<0.45	U	
		VMP-5-12.5-021611	2/16/2011	<0.81	U		<0.72	U		<2	U		<0.98	U		<0.84	U		<1.3	U	
	31 ft	VMP-5-31	11/6/2009	<9.7	U		<8.6	U		<23	U		<12	U		<10	U		<16	U	
		VMP-5-31-090910	9/9/2010	<22	U		<20	U		<54	U		<27	U		<23	U		<37	U	
		VMP-5-31-112310	11/23/2010	<14	U		<12	U		<34	U		<17	U		<15	U		<23	U	
		VMP-5-31-021611	2/16/2011	<5.6	U		<5	U		<14	U		<6.8	U		<5.9	U		<9.4	U	
	40 ft	VMP-5-40	11/6/2009	<13	U		<12	U		<32	U		<16	U		<14	U		<22	U	
VMP-6	5 ft	VMP-6-5	11/6/2009	<1.6	U		<1.4	U		<3.9	U		5.8		J	<1.7	U		<2.7	U	
		VMP-6-5-090810	9/8/2010	<0.9	U		<0.79	U		<2.2	U		<1.1	U		<0.94	U		<1.5	U	
		VMP-6-5-111610	11/16/2010	<5.6	U		<5	U		<14	U		7.7			<5.9	U		<9.4	U	
		VMP-6-5-020711	2/7/2011	<0.0049	U		<0.0043	U		0.027			0.0034	J		<0.0051	U		<0.0081	U	
	10 ft	VMP-6-10	11/6/2009	<1.8	U		<1.6	U		<4.2	U		8			<1.8	U		<2.9	U	
		VMP-6-10-090810	9/8/2010	<0.97	U		<0.86	U		<2.3	U		0.73	J	J	<1	U		<1.6	U	
		VMP-6-10-111710	11/17/2010	<0.0053	U		0.00056	J		0.0073	J		<0.0063	U		0.0022	J		0.0081	J	
		VMP-6-10-020711	2/7/2011	<0.0052	U		<0.0045	U		0.0045	J		<0.0013	J	U	<0.0054	U		0.0013	J	
	31.5 ft	VMP-6-31.5	11/9/2009	<11	U		<10	U		<28	U		44			<12	U		<19	U	
		VMP-6-31.5-090810	9/8/2010	<6.6	U		<5.8	U		4	J		42			<6.8	U		<11	U	
		VMP-6-31.5-111710	11/17/2010	<10	U		<9.1	U		<25	U		43			<11	U		<17	U	
		VMP-6-31.5-020711	2/7/2011	<9.9	U		<8.7	U		4.7	J		75			<10	U		<16	U	
	39 ft	VMP-6-39	11/9/2009	<13	U		<11	U		<31	U		60			<14	U		<22	U	
VMP-7	5 ft	VMP-7-5	11/9/2009	<0.004	U		<0.004	U		0.55			<0.005	U		<0.005	U		<0.007	U	
		VMP-7-5-082610	8/26/2010	<0.0054	U		<0.0048	U		0.0064	J		<0.0065	U		<0.0056	U		<0.009	U	
		VMP-7-5-111910	11/19/2010	<0.0049	U		<0.0043	U		0.0053	J		<0.0058	U		<0.0051	U		<0.0081	U	
		VMP-7-5-020711	2/7/2011	<0.0053	U		<0.0046	U		0.0059	J		<0.0063	U		<0.0055	U		<0.0088	U	
	13.5 ft	VMP-7-13.5	11/9/2009	<0.037	U		<0.032	U		<0.088	U		<0.044	U		<0.038	U		<0.061	U	
		VMP-7-13.5-082610	8/26/2010	<0.12	U		<0.1	U		<0.28	U		<0.14	U		<0.12	U		<0.2	U	
		VMP-7-13.5-111910	11/19/2010	<0.82	U		<0.73	U		<2	U		<0.99	U		<0.86	U		<1.4	U	
		VMP-7-13.5-020711	2/7/2011	<0.005	U		<0.0044	U		0.0086	J		<0.0061	U		<0.0053	U		<0.0084	U	
	29.5 ft	VMP-7-29.5	11/9/2009	<0.78	U		<0.69	U		<1.9	U		6.5		J	<0.81	U		<1.3	U	
		VMP - 7 - 29.5 - 083110	8/31/2010	<1.7	U		<1.5	U		<4	U		5		J	<1.8	U		<2.8	U	
		VMP-7-29.5-111910	11/19/2010	<2.5	U		<2.2	U		<6.1	U		3.9		J	<2.6	U		<4.2	U	
		VMP-7-29.5-020711	2/7/2011	<2.6	U		<2.3	U		<6.3	U		9.8			<2.7	U		<4.4	U	
	38 ft	VMP-7-38	11/9/2009	<0.27	U		<0.24	U		<0.65	U		3.5		J	<0.28	U		<0.45	U	
		VMP-7-38-020711	2/7/2011	<3.5	U		<3.1	U		<8.5	U		4.6			<3.7	U		<5.9	U	
VMP-8	5 ft	VMP-8-5	11/10/2009	<0.004	U		<0.004	U		<0.011	U		<0.005	U		<0.005	U		<0.007	U	
		VMP - 8 - 5 - 083010	8/30/2010	<0.0055	U		0.00052	J		0.013	J		<0.0066	U		<0.0057	U		0.0048	J	
		VMP-8-5-111810	11/17/2010	<0.0048	U		0.00055	J		0.0026	J		<0.0057	U		0.0024	J		0.0026	J	
		VMP-8-5-021011	2/10/2011	<0.005	U		<0.0044	U		0.008	J		<0.0061	U		<0.0053	U		<0.0084	U	
	9.5 ft	VMP-8-9.5	11/10/2009	<0.004	U		<0.004	U		<0.011	U		<0.005	U		<0.004	U		<0.007	U	
		VMP - 8 - 9.5 - 083010	8/30/2010	<0.005	U		0.00039	J		0.029			<0.0059	U		<0.0052	U		0.0045	J	
		VMP - 8 - 9.5 - 083010-DUP	8/30/2010	<0.005	U		<0.0044	U		0.0068	J		<0.0061	U		0.0011	J		0.0043	J	
		VMP-8-9.5-111810	11/17/2010	<0.005	U		0.00054	J		0.0073	J		<0.0059	U		0.0018	J		0.0098		
		VMP-8-9.5-021011	2/10/2011	<0.0052	U		<0.0045	U		0.0036	J		<0.0062	U		<0.0054	U		0.0042	J	
	23.5 ft	VMP-8-23.5	11/10/2009	<0.004	U		<0.004	U		<0.012	U		<0.005	U		<0.005	U		<0.008	U	
		VMP - 8 - 23.5 - 083010	8/30/2010	<0.0054	U		0.00037	J		0.0046	J		<0.0065	U		<0.0056	U		0.0038	J	
		VMP-8-23.5-111910	11/19/2010	<0.0052	U		<0.0045	U		0.0063	J		<0.0062	U		0.0024	J		0.0041	J	
		VMP-8-23.5-021011	2/10/2011	<0.0055	U		<0.0048	U		0.0076	J		<0.0066	U		<0.0057	U		0.0041	J	

See last page of table for notes.

TABLE 3
SUMMARY OF SOIL VAPOR ANALYTICAL DETECTIONS AND SCREENING RESULTS - VILLAGE - VOCS

Location	Sample ID	Depth	Sample Date	Tetrahydrofuran			Toluene			1,2,4-Trichlorobenzene			1,1,1-Trichloroethane (Methyl chloroform)			1,1,2-Trichloroethane			Trichloroethene		
				Result (mg/m^3)	Lab Qualifier	URS Qualifier	Result (mg/m^3)	Lab Qualifier	URS Qualifier	Result (mg/m^3)	Lab Qualifier	URS Qualifier	Result (mg/m^3)	Lab Qualifier	URS Qualifier	Result (mg/m^3)	Lab Qualifier	URS Qualifier	Result (mg/m^3)	Lab Qualifier	URS Qualifier
VMP-5	5 ft	VMP-5-5	11/5/2009	<0.66	U		<0.84	U		<6.6	U	UJ	<1.2	U		<1.2	U		<1.2	U	
		VMP-5-5-090910	9/9/2010	<7.8	U		<9.9	U		<78	U		<14	U		<14	U		<14	U	
		VMP-5-5-112210	11/22/2010	<1.9	U		<2.4	U		<19	U		<3.5	U		<3.5	U		<3.5	U	
		VMP-5-5-021611	2/16/2011	<0.012	U		0.0078	J	J	<0.12	U		<0.022	U		<0.022	U		<0.022	U	
	12.5 ft	VMP-5-12.5	11/6/2009	<0.76	U		<0.97	U		<7.6	U		<1.4	U		<1.4	U		<1.4	U	
		VMP-5-12.5-D	11/6/2009	<1.7	U		<2.2	U		<17	U		<3.2	U		<3.2	U		<3.1	U	
		VMP-5-12.5-090910	9/9/2010	<3.9	U		<5	U		<39	U		<7.2	U		<7.2	U		<7.1	U	
		VMP-5-12.5-112310	11/23/2010	<0.19	U		0.5			<2	U		<0.36	U		<0.36	U		<0.35	U	
		VMP-5-12.5-021611	2/16/2011	<0.58	U		<0.75	U		<5.9	U		<1.1	U		<1.1	U		<1.1	U	
	31 ft	VMP-5-31	11/6/2009	<7	U		<9	U		<71	U		<13	U		<13	U		<13	U	
		VMP-5-31-090910	9/9/2010	<16	U		4.3	J		<160	U		<30	U		<30	U		<30	U	
		VMP-5-31-112310	11/23/2010	<10	U		8.2	J		<100	U		<19	U		<19	U		<18	U	
		VMP-5-31-021611	2/16/2011	<4.1	U		2.5	J		<41	U		<7.5	U		<7.5	U		<7.4	U	
	40 ft	VMP-5-40	11/6/2009	<9.7	U		<12	U		<97	U		<18	U		<18	U		<18	U	
VMP-6	5 ft	VMP-6-5	11/6/2009	<1.2	U		<1.5	U		<12	U		<2.2	U		<2.2	U		<2.1	U	
		VMP-6-5-090810	9/8/2010	<0.65	U		<0.83	U		<6.5	U		<1.2	U		<1.2	U		<1.2	U	
		VMP-6-5-111610	11/16/2010	<4.1	U		<5.2	U		<41	U		<7.5	U		<7.5	U		<7.4	U	
		VMP-6-5-020711	2/7/2011	<0.0035	U		0.015			<0.0036	J	U	<0.0065	U		<0.0065	U		0.0022	J	
	10 ft	VMP-6-10	11/6/2009	<1.3	U		<1.6	U		<13	U		<2.3	U		<2.3	U		<2.3	U	
		VMP-6-10-090810	9/8/2010	<0.7	U		<0.9	U		<7.1	U		<1.3	U		<1.3	U		<1.3	U	
		VMP-6-10-111710	11/17/2010	<0.0038	U		0.001	J		<0.038	U		0.0014	J		<0.007	U		<0.0032	J	U
		VMP-6-10-020711	2/7/2011	<0.0037	U		0.0029	J		<0.0036	J	U	<0.0069	U		<0.0069	U		0.0018	J	
	31.5 ft	VMP-6-31.5	11/9/2009	<8.2	U		<10	U		<83	U		<15	U		<15	U		<15	U	
		VMP-6-31.5-090810	9/8/2010	<4.7	U		<6.1	U		<48	U		<8.8	U		<8.8	U		<8.6	U	
		VMP-6-31.5-111710	11/17/2010	<7.4	U		<9.5	U		<75	U		<14	U		<14	U		<14	U	
		VMP-6-31.5-020711	2/7/2011	<7.1	U		2.8	J		<72	U		<13	U		<13	U		<13	U	
	39 ft	VMP-6-39	11/9/2009	<9.4	U		<12	U		<94	U		<17	U		<17	U		<17	U	
VMP-7	5 ft	VMP-7-5	11/9/2009	<0.003	U		0.0071			<0.034	U		<0.006	U		<0.006	U		<0.006	U	
		VMP-7-5-082610	8/26/2010	<0.0039	U		0.0012	J		<0.039	U		<0.0072	U		<0.0072	U		<0.0071	U	
		VMP-7-5-111910	11/19/2010	<0.0035	U		<0.0045	U		<0.035	U		<0.0065	U		<0.0065	U		0.0036	J	
		VMP-7-5-020711	2/7/2011	<0.0038	U		0.001	J		<0.0021	J	U	<0.007	U		<0.007	U		0.0039	J	
	13.5 ft	VMP-7-13.5	11/9/2009	<0.026	U		<0.034	U		<0.26	U		<0.049	U		<0.049	U		<0.048	U	
		VMP-7-13.5-082610	8/26/2010	<0.085	U		<0.11	U		<0.86	U		<0.16	U		<0.16	U		<0.16	U	
		VMP-7-13.5-111910	11/19/2010	<0.59	U		<0.76	U		<6	U		<1.1	U		<1.1	U		1.9		J
		VMP-7-13.5-020711	2/7/2011	<0.0036	U		<0.0046	U		<0.0022	J	U	<0.0067	U		<0.0067	U		0.0023	J	
	29.5 ft	VMP-7-29.5	11/9/2009	<0.56	U		1.1		J	<5.7	U	UJ	<1	U		<1	U		<1	U	
		VMP - 7 - 29.5 - 083110	8/31/2010	<1.2	U		1	J	J	<12	U		<2.2	U		<2.2	U		<2.2	U	
		VMP-7-29.5-111910	11/19/2010	<1.8	U		<2.3	U		<18	U		<3.4	U		<3.4	U		<3.3	U	
		VMP-7-29.5-020711	2/7/2011	<1.9	U		<2.4	U		<19	U		<3.5	U		<3.5	U		<3.5	U	
	38 ft	VMP-7-38	11/9/2009	<0.19	U		0.55		J	<2	U	UJ	<0.36	U		<0.36	U		<0.35	U	
		VMP-7-38-020711	2/7/2011	<2.6	U		<3.2	U		<26	U		<4.7	U		<4.7	U		<4.6	U	
VMP-8	5 ft	VMP-8-5	11/10/2009	<0.003	U		<0.004	U		<0.034	U		<0.006	U		<0.006	U		<0.006	U	
		VMP - 8 - 5 - 083010	8/30/2010	<0.004	U		0.0011	J		0.015	J		0.00087	J		0.0009	J		0.0027	J	
		VMP-8-5-111810	11/17/2010	<0.0034	U		0.00096	J		<0.034	U		0.0009	J		<0.0064	U		<0.0026	J	U
		VMP-8-5-021011	2/10/2011	<0.0036	U		<0.0046	U		<0.037	U		<0.0067	U		<0.0067	U		<0.0066	U	
	9.5 ft	VMP-8-9.5	11/10/2009	<0.003	U		<0.004	U		<0.033	U		<0.006	U		<0.006	U		<0.006	U	
		VMP - 8 - 9.5 - 083010	8/30/2010	<0.0036	U		0.0033	J		0.01	J		<0.0066	U		0.00075	J		0.0027	J	
		VMP - 8 - 9.5 - 083010-DUP	8/30/2010	<0.0036	U		0.0007	J		<0.037	U		0.00072	J		0.00084	J		0.0019	J	
		VMP-8-9.5-111810	11/17/2010	<0.0036	U		0.001	J		<0.036	U		0.0015	J		<0.0066	U		<0.0028	J	U
		VMP-8-9.5-021011	2/10/2011	<0.0037	U		0.0011	J		<0.037	U		<0.0069	U		<0.0069	U		<0.0068	U	
	23.5 ft	VMP-8-23.5	11/10/2009	<0.003	U		<0.004	U		<0.035	U		<0.006	U		<0.006	U		<0.006	U	
		VMP - 8 - 23.5 - 083010	8/30/2010	<0.0039	U		0.00063	J		<0.039	U		0.00084	J		0.001	J		0.002	J	
		VMP-8-23.5-111910	11/19/2010	<0.0037	U		0.0013	J		<0.037	U		<0.0069	U		<0.0069	U		0.0064	J	
		VMP-8-23.5-021011	2/10/2011	<0.004	U		<0.0051	U		<0.04	U		<0.0073	U		<0.0073	U		<0.0072	U	

See last page of table for notes.

TABLE 3
SUMMARY OF SOIL VAPOR ANALYTICAL DETECTIONS AND SCREENING RESULTS - VILLAGE - VOCS

Location	Sample ID	Depth	Sample Date	Trichlorofluoromethane			1,2,4-Trimethylbenzene			1,3,5-Trimethylbenzene			2,2,4-Trimethylpentane			m,p-Xylene			o-Xylenes		
				Result (mg/m^3)	Lab Qualifier	URS Qualifier	Result (mg/m^3)	Lab Qualifier	URS Qualifier	Result (mg/m^3)	Lab Qualifier	URS Qualifier	Result (mg/m^3)	Lab Qualifier	URS Qualifier	Result (mg/m^3)	Lab Qualifier	URS Qualifier	Result (mg/m^3)	Lab Qualifier	URS Qualifier
VMP-5	5 ft	VMP-5-5	11/5/2009	<1.2	U		<1.1	U		<1.1	U		370			<0.97	U		<0.97	U	
		VMP-5-5-090910	9/9/2010	<15	U		13			6.9	J		1600			9	J		6.4	J	
		VMP-5-5-112210	11/22/2010	<3.6	U		<3.2	U		<3.2	U		1700			<2.8	U		<2.8	U	
		VMP-5-5-021611	2/16/2011	<0.023	U		<0.02	U		<0.02	U		24			0.0062	J	J	<0.018	U	
	12.5 ft	VMP-5-12.5	11/6/2009	<1.4	U		<1.3	U		<1.3	U		960			<1.1	U		<1.1	U	
		VMP-5-12.5-D	11/6/2009	<3.2	U		<2.8	U		<2.8	U		1000			<2.5	U		<2.5	U	
		VMP-5-12.5-090910	9/9/2010	<7.4	U		6.1	J		3	J		1500			3.2	J		2.2	J	
		VMP-5-12.5-112310	11/23/2010	<0.37	U		<0.32	U		<0.32	U		110			0.2	J		<0.29	U	
		VMP-5-12.5-021611	2/16/2011	<1.1	U		<0.98	U		<0.98	U		170			<0.86	U		<0.86	U	
	31 ft	VMP-5-31	11/6/2009	<13	U		<12	U		<12	U		4000			<10	U		<10	U	
		VMP-5-31-090910	9/9/2010	<31	U		<27	U		<27	U		4400			7.7	J		<24	U	
		VMP-5-31-112310	11/23/2010	<19	U		<17	U		<17	U		4700			12	J		<15	U	
		VMP-5-31-021611	2/16/2011	<7.8	U		<6.8	U		<6.8	U		3100			5.5	J		<6	U	
	40 ft	VMP-5-40	11/6/2009	<18	U		<16	U		<16	U		3400			<14	U		<14	U	
VMP-6	5 ft	VMP-6-5	11/6/2009	<2.2	U		<1.9	U		<1.9	U		1400		J	3.1		J	<1.7	U	
		VMP-6-5-090810	9/8/2010	<1.2	U		0.74	J		0.34	J		340			0.47	J		0.33	J	
		VMP-6-5-111610	11/16/2010	<7.8	U		<6.8	U		<6.8	U		2300			3.4	J		<6	U	
		VMP-6-5-020711	2/7/2011	0.0013	J		0.0071			0.0031	J		0.96			0.025			0.01		
	10 ft	VMP-6-10	11/6/2009	<2.4	U		<2.1	U		<2.1	U		1800			3.4			<1.9	U	
		VMP-6-10-090810	9/8/2010	<1.3	U		0.62	J	J	0.29	J	J	930		J	0.83	J	J	0.32	J	J
		VMP-6-10-111710	11/17/2010	0.00081	J		<0.0063	U		<0.0063	U		0.039			<0.00053	J	U	<0.0056	U	
		VMP-6-10-020711	2/7/2011	<0.0071	U		<0.0062	U		<0.0062	U		0.061			<0.0055	U		<0.0055	U	
	31.5 ft	VMP-6-31.5	11/9/2009	<16	U		29			<14	U		2500			66			<12	U	
		VMP-6-31.5-090810	9/8/2010	<9	U		22			5.3	J		3100			51			<7	U	
		VMP-6-31.5-111710	11/17/2010	<14	U		15			3.1	J		3600			45			<11	U	
		VMP-6-31.5-020711	2/7/2011	<14	U		27			4.2	J		3200			64			<10	U	
	39 ft	VMP-6-39	11/9/2009	<18	U		79			29			2800			150			<14	U	
VMP-7	5 ft	VMP-7-5	11/9/2009	<0.006	U		<0.005	U		<0.005	U		0.21			0.0079			<0.005	U	
		VMP-7-5-082610	8/26/2010	0.0016	J		<0.0065	U		<0.0065	U		0.034			0.00071	J		<0.0057	U	
		VMP-7-5-111910	11/19/2010	<0.0067	U		<0.0058	U		<0.0058	U		0.14			<0.0052	U		<0.0052	U	
		VMP-7-5-020711	2/7/2011	0.0018	J		<0.0063	U		<0.0063	U		0.084			0.00082	J		<0.0056	U	
	13.5 ft	VMP-7-13.5	11/9/2009	<0.05	U		<0.044	U		<0.044	U		22	E	J	<0.039	U		<0.039	U	
		VMP-7-13.5-082610	8/26/2010	<0.16	U		<0.14	U		<0.14	U		240	E	J	<0.12	U		<0.12	U	
		VMP-7-13.5-111910	11/19/2010	<1.1	U		<0.99	U		<0.99	U		450			<0.87	U		<0.87	U	
		VMP-7-13.5-020711	2/7/2011	<0.0069	U		<0.0061	U		<0.0061	U		0.034			<0.0054	U		<0.0054	U	
	29.5 ft	VMP-7-29.5	11/9/2009	<1.1	U		<0.94	U		<0.94	U		1200	E	J	2.2		J	<0.83	U	
		VMP - 7 - 29.5 - 083110	8/31/2010	<2.3	U		<2	U		<2	U		1300		J	1.6	J	J	<1.8	U	
		VMP-7-29.5-111910	11/19/2010	<3.5	U		<3	U		<3	U		1100		J	0.91	J	J	<2.7	U	
		VMP-7-29.5-020711	2/7/2011	<3.6	U		<3.2	U		<3.2	U		1100			1.8	J		<2.8	U	
	38 ft	VMP-7-38	11/9/2009	<0.37	U		<0.32	U		<0.32	U		410	E	J	1		J	<0.29	U	
		VMP-7-38-020711	2/7/2011	<4.9	U		<4.2	U		<4.2	U		920			1.1	J		<3.8	U	
VMP-8	5 ft	VMP-8-5	11/10/2009	<0.006	U		<0.005	U		<0.005	U		0.031			<0.005	U		<0.005	U	
		VMP - 8 - 5 - 083010	8/30/2010	0.0013	J		0.0015	J		<0.0066	U		0.011			0.0014	J		<0.0058	U	
		VMP-8-5-111810	11/17/2010	0.0013	J		<0.00095	J	U	<0.0057	U		0.00032	J		<0.00081	J	U	<0.005	U	
		VMP-8-5-021011	2/10/2011	<0.0069	U		<0.0061	U		<0.0061	U		0.027			<0.0054	U		<0.0054	U	
	9.5 ft	VMP-8-9.5	11/10/2009	<0.006	U		<0.005	U		<0.005	U		<0.005	U		<0.004	U		<0.004	U	
		VMP - 8 - 9.5 - 083010	8/30/2010	0.0014	J		0.00098	J		<0.0059	U		0.0024	J		0.0013	J		<0.0052	U	
		VMP - 8 - 9.5 - 083010-DUP	8/30/2010	0.0017	J		0.00079	J		<0.0061	U		0.0016	J		<0.0054	U		<0.0054	U	
		VMP-8-9.5-111810	11/17/2010	0.0011	J		<0.0059	U		<0.0059	U		0.0034	J		<0.0052	U		<0.0052	U	
		VMP-8-9.5-021011	2/10/2011	0.0013	J		<0.0062	U		<0.0062	U		0.0077			<0.0055	U		<0.0055	U	
	23.5 ft	VMP-8-23.5	11/10/2009	<0.006	U		<0.005	U		<0.005	U		<0.005	U		<0.005	U		<0.005	U	
		VMP - 8 - 23.5 - 083010	8/30/2010	0.0017	J		<0.0065	U		<0.0065	U		0.0073			<0.0057	U		<0.0057	U	
		VMP-8-23.5-111910	11/19/2010	<0.0071	U		<0.0062	U		<0.0062	U		0.0061			0.001	J		<0.0055	U	
		VMP-8-23.5-021011	2/10/2011	0.0013	J		<0.0066	U		<0.0066	U		0.018			<0.0058	U		<0.0058	U	

See last page of table for notes.

TABLE 3
SUMMARY OF SOIL VAPOR ANALYTICAL DETECTIONS AND SCREENING RESULTS - VILLAGE - VOCS

Location	Sample ID	Depth	Sample Date	Acetone			Benzene			Bromodichloromethane			Bromomethane			1,3-Butadiene			2-Butanone			Carbon disulfide		
				Result (mg/m^3)	Lab Qualifier	URS Qualifier	Result (mg/m^3)	Lab Qualifier	URS Qualifier	Result (mg/m^3)	Lab Qualifier	URS Qualifier	Result (mg/m^3)	Lab Qualifier	URS Qualifier	Result (mg/m^3)	Lab Qualifier	URS Qualifier	Result (mg/m^3)	Lab Qualifier	URS Qualifier	Result (mg/m^3)	Lab Qualifier	URS Qualifier
VMP-9	5 ft	VMP-9-5	11/11/2009	0.012			<0.003	U		<0.007	U		<0.004	U		<0.002	U		0.0035			<0.003	U	
		VMP-9-5-082610	8/26/2010	0.029			0.0088			<0.0076	U		<0.0044	U		<0.0025	U		0.0053			0.0019	J	
		VMP-9-5-111910	11/19/2010	0.014			<0.0038	U		<0.008	U		<0.0046	U		<0.0026	U		<0.0035	U		<0.0037	U	
		VMP-9-5-020811	2/8/2011	0.013			<0.0035	U		<0.0074	U		<0.0043	U		<0.0024	U		0.0015	J		<0.0034	U	
	11.5 ft	VMP-9-11.5	11/11/2009	0.017			<0.004	U		<0.009	U		<0.005	U		<0.003	U		0.0045			<0.004	U	
		VMP-9-11.5-082610	8/26/2010	<0.24	U		0.16			<0.17	U		<0.1	U		<0.057	U		<0.076	U		<0.08	U	
		VMP-9-11.5-111910	11/19/2010	<0.71	U		0.11	J		<0.5	U		<0.29	U		<0.16	U		<0.22	U		<0.23	U	
		VMP-9-11.5-020911	2/9/2011	0.0074	J		<0.0043	U		<0.009	U		<0.0052	U		<0.003	U		<0.004	U		<0.0042	U	
		VMP-9-11.5-020911-DUP	2/9/2011	0.0088	J		<0.0033	U		<0.007	U		<0.004	U		<0.0023	U		<0.0031	U		<0.0032	U	
	25.5 ft	VMP-9-25.5	11/10/2009	<2.6	U		12		J	<1.8	U		<1.1	U		<0.61	U		<0.81	U		<0.86	U	
		VMP-9-25.5-D	11/10/2009	<2.3	U		4.9		J	<1.6	U		<0.96	U		<0.55	U		<0.73	U		<0.77	U	
		VMP-9-25.5-082610	8/26/2010	<1.9	U		3.2			<1.4	U		<0.78	U		<0.44	U		<0.59	U		<0.63	U	
		VMP-9-25.5-082610-DUP	8/26/2010	<2	U		3.3			<1.4	U		<0.84	U		<0.48	U		<0.64	U		<0.67	U	
		VMP-9-25.5-111910	11/19/2010	<2.2	U		1.9			<1.5	U		<0.89	U		<0.51	U		<0.68	U		<0.72	U	
		VMP-9-25.5-020911	2/9/2011	<1.2	U		0.079	J		<0.84	U		<0.49	U		<0.28	U		<0.37	U		<0.39	U	
	38.5 ft	VMP-9-38.5	11/10/2009	<5.2	U		1300		J	<3.7	U		<2.1	U		<1.2	U		<1.6	U		<1.7	U	
		VMP-9-38.5-020911	2/9/2011	<2	U		0.89			<1.4	U		<0.81	U		<0.46	U		<0.62	U		<0.65	U	
VMP-18	8.5 ft	VMP-18-8.5	6/18/2010	0.042			0.0048			<0.009	U		<0.005	U		<0.003	U		0.0044			<0.0026	J	U
		VMP-18-8.5-090710	9/7/2010	0.013			0.093			0.0027	J		<0.0024	J	U	<0.0028	U		0.0032	J		0.0069		
		VMP-18-8.5-111910	11/19/2010	0.0077	J		<0.0034	U		<0.0072	U		<0.0042	U		<0.0024	U		0.0013	J		<0.0034	U	
		VMP-18-8.5-020711	2/7/2011	0.18		J	0.0024	J		<0.008	U		<0.0046	U		<0.0026	U		0.0049			<0.00066	J	U
		VMP-18-8.5-020711-DUP	2/7/2011	0.012		J	0.0013	J		<0.0077	U		<0.0044	U		<0.0025	U		0.0016	J		<0.0036	U	
VMP-19	5 ft	VMP-19-5	6/18/2010	0.042			0.02			<0.009	U		<0.005	U		<0.003	U		0.0054			<0.0013	J	U
		VMP-19-5-090110	9/1/2010	0.044			0.019			<0.0086	U		<0.005	U		<0.0028	U		0.013			<0.0018	J	U
		VMP-19-5-111510	11/15/2010	0.02			0.0092			<0.0092	U		<0.002	J	U	<0.003	U		0.0013	J		0.0013	J	
		VMP-19-5-020411	2/4/2011	0.0091	J		0.015			<0.0081	U		<0.0047	U		<0.0027	U		<0.0036	U		<0.00096	J	U
VMP-20	5 ft	VMP-20-5-031411	3/14/2011	0.032			0.27			<0.0081	U		<0.0047	U		<0.0027	U		0.0026	J		0.1		
	10 ft	VMP-20-10-031411	3/14/2011	0.021			0.21			0.0023	J		<0.0047	U		<0.0027	U		0.0035	J		0.0041	J	
	25 ft	VMP-20-25-031411	3/14/2011	0.01	J		0.35			<0.008	U		<0.0046	U		<0.0026	U		0.0011	J		<0.00074	J	U
VMP-21	5 ft	VMP-21-5-020911	2/9/2011	<4.4	U		<1.5	U		<3.1	U		<1.8	U		<1	U		<1.4	U		<1.4	U	
		VMP-21-5-020911-DUP	2/9/2011	<7.6	U		<2.5	U		<5.3	U		<3.1	U		<1.8	U		<2.3	U		<2.5	U	
	10 ft	VMP-21-10-021011	2/10/2011	<4	U		<1.3	U		<2.8	U		<1.6	U		<0.93	U		<1.2	U		<1.3	U	
	25 ft	VMP-21-25-021011	2/10/2011	<11	U		1.7	J		<7.8	U		<4.5	U		<2.6	U		<3.4	U		<3.6	U	
	33 ft	VMP-21-33-021011	2/10/2011	<11	U		1.8	J		<7.8	U		<4.5	U		<2.6	U		<3.4	U		<3.6	U	
VMP-22	5 ft	VMP-22-5-021111	2/11/2011	<0.24	U		0.029	J		<0.17	U		<0.1	U		<0.057	U		<0.076	U		<0.08	U	
	10 ft	VMP-22-10-021111	2/11/2011	<0.12	U		0.021	J		<0.082	U		<0.047	U		<0.027	U		<0.036	U		<0.038	U	
	18 ft	VMP-22-18-021111	2/11/2011	<2	U		0.67	J		<1.4	U		<0.82	U		<0.47	U		<0.63	U		<0.66	U	
VMP-23	5 ft	VMP-23-5-021511	2/15/2011	0.01	J		0.023			<0.0088	U		<0.0051	U		<0.0029	U		0.0012	J		<0.0014	J	U
	10 ft	VMP-23-10-021511	2/15/2011	0.009	J		0.0014	J		0.0023	J		<0.0053	U		<0.003	U		<0.004	U		<0.0042	U	
	25 ft	VMP-23-25-021511	2/15/2011	0.011	J		0.018			<0.0084	U		<0.0049	U		<0.0028	U		<0.0037	U		<0.0039	U	
VMP-24	5 ft	VMP-24-5-021611	2/16/2011	0.019			0.019			<0.0094	U		<0.0055	U		<0.0031	U		<0.0042	U		<0.0029	J	U
	10 ft	VMP-24-10-021711	2/17/2011	0.01	J		1.4			<0.009	U		<0.0052	U		<0.003	U		<0.004	U		<0.0039	J	U
	22 ft	VMP-24-22-021711	2/17/2011	0.0064	J		0.95			<0.009	U		<0.0052	U		<0.003	U		<0.004	U		<0.0032	J	U
	34 ft	VMP-24-34-021711	2/17/2011	0.014			0.0084			<0.009	U		<0.0052	U		<0.003	U		0.0025	J		<0.0028	J	U

See last page of table for notes.

TABLE 3
SUMMARY OF SOIL VAPOR ANALYTICAL DETECTIONS AND SCREENING RESULTS - VILLAGE - VOCS

Location	Sample ID	Depth	Sample Date	Carbon tetrachloride			Chlorobenzene			Chloroethane			Chloroform			Chloromethane			alpha-Chlorotoluene			Cyclohexane		
				Result (mg/m^3)	Lab Qualifier	URS Qualifier	Result (mg/m^3)	Lab Qualifier	URS Qualifier	Result (mg/m^3)	Lab Qualifier	URS Qualifier	Result (mg/m^3)	Lab Qualifier	URS Qualifier	Result (mg/m^3)	Lab Qualifier	URS Qualifier	Result (mg/m^3)	Lab Qualifier	URS Qualifier	Result (mg/m^3)	Lab Qualifier	URS Qualifier
VMP-9	5 ft	VMP-9-5	11/11/2009	<0.007	U		<0.005	U		<0.003	U		<0.005	U		<0.009	U		<0.005	U		<0.003	U	
		VMP-9-5-082610	8/26/2010	<0.0072	U		<0.0052	U		<0.003	U		<0.0056	U		<0.0094	U		<0.0059	U		0.011		
		VMP-9-5-111910	11/19/2010	<0.0075	U		<0.0055	U		<0.0031	U		<0.0058	U		<0.0098	U		<0.0062	U		<0.0041	U	
		VMP-9-5-020811	2/8/2011	<0.0069	U		<0.0051	U		<0.0029	U		<0.0054	U		<0.0091	U		<0.0057	U		0.00097	J	
	11.5 ft	VMP-9-11.5	11/11/2009	<0.008	U		<0.006	U		<0.003	U		<0.006	U		<0.011	U		<0.007	U		<0.004	U	
		VMP-9-11.5-082610	8/26/2010	<0.16	U		<0.12	U		<0.068	U		<0.12	U		<0.21	U		<0.13	U		1.2		
		VMP-9-11.5-111910	11/19/2010	<0.47	U		<0.34	U		<0.2	U		<0.36	U		<0.62	U		<0.38	U		<0.26	U	
		VMP-9-11.5-020911	2/9/2011	<0.0085	U		<0.0062	U		<0.0035	U		<0.0066	U		<0.011	U		<0.007	U		<0.0046	U	
		VMP-9-11.5-020911-DUP	2/9/2011	<0.0066	U		<0.0048	U		<0.0028	U		<0.0051	U		<0.0086	U		<0.0054	U		0.0021	J	
	25.5 ft	VMP-9-25.5	11/10/2009	<1.7	U		<1.3	U		<0.72	U		<1.3	U		<2.3	U		<1.4	U		54		J
		VMP-9-25.5-D	11/10/2009	<1.6	U		<1.1	U		<0.65	U		<1.2	U		<2	U		<1.3	U		52		J
		VMP-9-25.5-082610	8/26/2010	<1.3	U		<0.93	U		<0.53	U		<0.98	U		<1.7	U		<1	U		31		
		VMP-9-25.5-082610-DUP	8/26/2010	<1.4	U		<0.99	U		<0.57	U		<1	U		<1.8	U		<1.1	U		32		
		VMP-9-25.5-111910	11/19/2010	<1.4	U		<1	U		<0.61	U		<1.1	U		<1.9	U		<1.2	U		20		
		VMP-9-25.5-020911	2/9/2011	<0.79	U		<0.58	U		<0.33	U		<0.62	U		<1	U		<0.65	U		3		
	38.5 ft	VMP-9-38.5	11/10/2009	<3.5	U		<2.5	U		<1.4	U		<2.7	U		<4.5	U		<2.8	U		110		J
		VMP-9-38.5-020911	2/9/2011	<1.3	U		<0.96	U		<0.55	U		<1	U		<1.7	U		<1.1	U		18		
VMP-18	8.5 ft	VMP-18-8.5	6/18/2010	<0.009	U		<0.006	U		<0.003	U		<0.007	U		<0.012	U		<0.007	U		<0.005	U	
		VMP-18-8.5-090710	9/7/2010	0.0012	J		<0.0059	U		<0.0034	U		0.00097	J		<0.011	U		<0.0013	J	U	0.0063		
		VMP-18-8.5-111910	11/19/2010	<0.0068	U		<0.005	U		<0.0028	U		<0.0053	U		<0.0089	U		<0.0056	U		0.0041		
		VMP-18-8.5-020711	2/7/2011	<0.0075	U		<0.0055	U		<0.0031	U		<0.0058	U		<0.0098	U		<0.0062	U		0.022		J
		VMP-18-8.5-020711-DUP	2/7/2011	<0.0072	U		<0.0053	U		<0.003	U		<0.0056	U		<0.0094	U		<0.0059	U		0.0092		J
VMP-19	5 ft	VMP-19-5	6/18/2010	<0.008	U		<0.006	U		<0.003	U		0.00085	J		<0.011	U		<0.007	U		0.0025	J	
		VMP-19-5-090110	9/1/2010	<0.0081	U		<0.0015	J	U	<0.0034	U		0.00094	J		<0.011	U		<0.0067	U		0.049		
		VMP-19-5-111510	11/15/2010	<0.0087	U		<0.0064	U		<0.0036	U		<0.0067	U		<0.011	U		<0.0071	U		0.0012	J	
		VMP-19-5-020411	2/4/2011	<0.0076	U		<0.0056	U		<0.0032	U		<0.0059	U		<0.01	U		<0.001	J	U	0.0065		
VMP-20	5 ft	VMP-20-5-031411	3/14/2011	<0.0076	U		0.038			<0.013	U		0.031			<0.01	U		<0.0063	U		0.052		
	10 ft	VMP-20-10-031411	3/14/2011	<0.0076	U		<0.0056	U		<0.013	U		0.0049	J		<0.01	U		<0.0063	U		0.0041		
	25 ft	VMP-20-25-031411	3/14/2011	<0.0075	U		<0.0055	U		<0.013	U		<0.0058	U		<0.0099	U		<0.0062	U		0.0019	J	
VMP-21	5 ft	VMP-21-5-020911	2/9/2011	<2.9	U		<2.1	U		<1.2	U		<2.3	U		<3.8	U		<2.4	U		94		
		VMP-21-5-020911-DUP	2/9/2011	<5	U		<3.6	U		<2.1	U		<3.9	U		<6.6	U		<4.1	U		77		
	10 ft	VMP-21-10-021011	2/10/2011	<2.6	U		<1.9	U		<1.1	U		<2	U		<3.5	U		<2.2	U		72		
	25 ft	VMP-21-25-021011	2/10/2011	<7.3	U		<5.4	U		<3.1	U		<5.7	U		<9.6	U		<6	U		370		
	33 ft	VMP-21-33-021011	2/10/2011	<7.3	U		<5.4	U		<3.1	U		<5.7	U		<9.6	U		<6	U		410		
VMP-22	5 ft	VMP-22-5-021111	2/11/2011	<0.16	U		<0.12	U		<0.068	U		<0.12	U		<0.21	U		<0.13	U		<0.088	U	
	10 ft	VMP-22-10-021111	2/11/2011	<0.077	U		<0.056	U		<0.032	U		<0.06	U		<0.1	U		<0.063	U		0.19		
	18 ft	VMP-22-18-021111	2/11/2011	<1.3	U		<0.98	U		<0.56	U		<1	U		<1.8	U		<1.1	U		65		
VMP-23	5 ft	VMP-23-5-021511	2/15/2011	<0.0083	U		<0.0061	U		<0.0035	U		0.0013	J		<0.011	U		<0.0068	U		0.0054		
	10 ft	VMP-23-10-021511	2/15/2011	<0.0086	U		<0.00084	J	U	<0.0036	U		0.0015	J		<0.011	U		0.0012	J		0.0044	J	
	25 ft	VMP-23-25-021511	2/15/2011	<0.0079	U		<0.0058	U		<0.0033	U		<0.0062	U		<0.01	U		<0.0065	U		0.0032	J	
VMP-24	5 ft	VMP-24-5-021611	2/16/2011	<0.0089	U		<0.0065	U		<0.0037	U		<0.0069	U		<0.012	U		<0.0073	U		0.0032	J	
	10 ft	VMP-24-10-021711	2/17/2011	<0.0085	U		<0.0062	U		<0.0035	U		<0.0066	U		<0.011	U		<0.007	U		0.11		
	22 ft	VMP-24-22-021711	2/17/2011	<0.0085	U		<0.0062	U		<0.0035	U		<0.0066	U		<0.011	U		<0.007	U		0.067		
	34 ft	VMP-24-34-021711	2/17/2011	<0.0085	U		<0.0062	U		<0.0035	U		<0.0066	U		0.0036	J		<0.007	U		0.0024	J	

See last page of table for notes.

TABLE 3
SUMMARY OF SOIL VAPOR ANALYTICAL DETECTIONS AND SCREENING RESULTS - VILLAGE - VOCS

Location	Sample ID	Depth	Sample Date	1,2-Dibromoethane			1,2-Dichlorobenzene			1,3-Dichlorobenzene			1,4-Dichlorobenzene			Dichlorodifluoromethane			1,1-Dichloroethane			1,2-Dichloroethane		
				Result (mg/m^3)	Lab Qualifier	URS Qualifier	Result (mg/m^3)	Lab Qualifier	URS Qualifier	Result (mg/m^3)	Lab Qualifier	URS Qualifier	Result (mg/m^3)	Lab Qualifier	URS Qualifier	Result (mg/m^3)	Lab Qualifier	URS Qualifier	Result (mg/m^3)	Lab Qualifier	URS Qualifier	Result (mg/m^3)	Lab Qualifier	URS Qualifier
VMP-9	5 ft	VMP-9-5	11/11/2009	<0.008	U		<0.006	U		<0.006	U		<0.006	U		<0.005	U		<0.004	U		<0.004	U	
		VMP-9-5-082610	8/26/2010	<0.0088	U		<0.0068	U		<0.0068	U		<0.0068	U		0.003	J		<0.0046	U		<0.0046	U	
		VMP-9-5-111910	11/19/2010	<0.0091	U		<0.0072	U		<0.0072	U		<0.0072	U		<0.0059	U		<0.0048	U		<0.0048	U	
		VMP-9-5-020811	2/8/2011	<0.0084	U		<0.00058	J	U	<0.0066	U		<0.00079	J	U	0.0028	J		<0.0044	U		<0.0044	U	
	11.5 ft	VMP-9-11.5	11/11/2009	<0.011	U		<0.008	U		<0.008	U		<0.008	U		<0.006	U		<0.005	U		<0.005	U	
		VMP-9-11.5-082610	8/26/2010	<0.2	U		<0.15	U		<0.15	U		<0.15	U		<0.13	U		<0.1	U		<0.1	U	
		VMP-9-11.5-111910	11/19/2010	<0.57	U		<0.45	U		<0.45	U		<0.45	U		<0.37	U		<0.3	U		<0.3	U	
		VMP-9-11.5-020911	2/9/2011	<0.01	U		<0.0081	U		<0.0081	U		<0.0081	U		<0.0066	U		<0.0054	U		<0.0054	U	
		VMP-9-11.5-020911-DUP	2/9/2011	<0.008	U		<0.0063	U		<0.0063	U		<0.0063	U		0.0013	J		<0.0042	U		<0.0042	U	
	25.5 ft	VMP-9-25.5	11/10/2009	<2.1	U		<1.6	U		<1.6	U		<1.6	U		<1.4	U		<1.1	U		<1.1	U	
		VMP-9-25.5-D	11/10/2009	<1.9	U		<1.5	U		<1.5	U		<1.5	U		<1.2	U		<1	U		<1	U	
		VMP-9-25.5-082610	8/26/2010	<1.5	U		<1.2	U		<1.2	U		<1.2	U		<1	U		<0.82	U		<0.82	U	
		VMP-9-25.5-082610-DUP	8/26/2010	<1.6	U		<1.3	U		<1.3	U		<1.3	U		<1.1	U		<0.87	U		<0.87	U	
		VMP-9-25.5-111910	11/19/2010	<1.8	U		<1.4	U		<1.4	U		<1.4	U		<1.1	U		<0.93	U		<0.93	U	
		VMP-9-25.5-020911	2/9/2011	<0.97	U		<0.76	U		<0.76	U		<0.76	U		<0.62	U		<0.51	U		<0.51	U	
	38.5 ft	VMP-9-38.5	11/10/2009	<4.2	U		<3.3	U		<3.3	U		<3.3	U		<2.7	U		<2.2	U		<2.2	U	
		VMP-9-38.5-020911	2/9/2011	<1.6	U		<1.2	U		<1.2	U		<1.2	U		<1	U		<0.85	U		<0.84	U	
VMP-18	8.5 ft	VMP-18-8.5	6/18/2010	<0.011	U		<0.008	U		<0.008	U		<0.008	U		0.0025	J		<0.005	U		<0.005	U	
		VMP-18-8.5-090710	9/7/2010	<0.0099	U		<0.0025	J	U	<0.0023	J	U	<0.0025	J	U	0.0028	J		<0.0052	U		0.0011	J	
		VMP-18-8.5-111910	11/19/2010	<0.0083	U		<0.0065	U		<0.0065	U		<0.0065	U		<0.0053	U		<0.0044	U		<0.0044	U	
		VMP-18-8.5-020711	2/7/2011	<0.0091	U		<0.0012	J	U	<0.0016	J	U	<0.0018	J	U	0.0022	J		<0.0048	U		<0.0048	U	
		VMP-18-8.5-020711-DUP	2/7/2011	<0.0088	U		<0.001	J	U	<0.0016	J	U	<0.0015	J	U	0.0022	J		<0.0046	U		<0.0046	U	
VMP-19	5 ft	VMP-19-5	6/18/2010	<0.01	U		<0.008	U		<0.008	U		<0.008	U		0.0021	J		<0.005	U		<0.005	U	
		VMP-19-5-090110	9/1/2010	<0.0099	U		0.0019	J		<0.0019	J	U	<0.0021	J	U	0.0028	J		<0.0052	U		<0.0052	U	
		VMP-19-5-111510	11/15/2010	<0.011	U		<0.0083	U		<0.0083	U		<0.0083	U		0.0023	J		<0.0056	U		<0.0056	U	
		VMP-19-5-020411	2/4/2011	<0.0017	J	U	<0.0022	J	U	<0.0021	J	U	<0.0027	J	U	0.0028	J		<0.0049	U		0.0009	J	
VMP-20	5 ft	VMP-20-5-031411	3/14/2011	<0.0093	U		<0.0073	U		<0.0073	U		<0.0073	U		0.003	J		<0.0049	U		<0.0049	U	
	10 ft	VMP-20-10-031411	3/14/2011	<0.0093	U		<0.0073	U		<0.0073	U		<0.0073	U		0.0028	J		<0.0049	U		<0.0049	U	
	25 ft	VMP-20-25-031411	3/14/2011	<0.0092	U		<0.0072	U		<0.0072	U		<0.0072	U		0.0032	J		<0.0048	U		<0.0048	U	
VMP-21	5 ft	VMP-21-5-020911	2/9/2011	<3.6	U		<2.8	U		<2.8	U		<2.8	U		<2.3	U		<1.9	U		<1.9	U	
		VMP-21-5-020911-DUP	2/9/2011	<6.1	U		<4.8	U		<4.8	U		<4.8	U		<3.9	U		<3.2	U		<3.2	U	
	10 ft	VMP-21-10-021011	2/10/2011	<3.2	U		<2.5	U		<2.5	U		<2.5	U		<2.1	U		<1.7	U		<1.7	U	
	25 ft	VMP-21-25-021011	2/10/2011	<9	U		<7	U		<7	U		<7	U		<5.8	U		<4.7	U		<4.7	U	
	33 ft	VMP-21-33-021011	2/10/2011	<9	U		<7	U		<7	U		<7	U		<5.8	U		<4.7	U		<4.7	U	
VMP-22	5 ft	VMP-22-5-021111	2/11/2011	<0.2	U		<0.15	U		<0.15	U		<0.15	U		<0.13	U		<0.1	U		<0.1	U	
	10 ft	VMP-22-10-021111	2/11/2011	<0.094	U		<0.073	U		<0.073	U		<0.073	U		<0.06	U		<0.049	U		<0.049	U	
	18 ft	VMP-22-18-021111	2/11/2011	<1.6	U		<1.3	U		<1.3	U		<1.3	U		<1	U		<0.86	U		<0.86	U	
VMP-23	5 ft	VMP-23-5-021511	2/15/2011	<0.01	U		<0.0079	U		<0.0079	U		<0.0014	J	U	0.0021	J		<0.0053	U		<0.0053	U	
	10 ft	VMP-23-10-021511	2/15/2011	<0.01	U		0.0024	J		<0.0024	J	U	<0.0019	J	U	<0.0068	U		<0.0055	U		<0.0055	U	
	25 ft	VMP-23-25-021511	2/15/2011	<0.0097	U		<0.0076	U		<0.0076	U		0.0012	J		<0.0062	U		<0.0051	U		<0.0051	U	
VMP-24	5 ft	VMP-24-5-021611	2/16/2011	<0.011	U		<0.0013	J	U	<0.0015	J	U	<0.0018	J	U	0.0017	J		<0.0057	U		<0.0057	U	
	10 ft	VMP-24-10-021711	2/17/2011	<0.01	U		<0.0081	U		<0.0081	U		<0.0081	U		0.0025	J		<0.0054	U		<0.0054	U	
	22 ft	VMP-24-22-021711	2/17/2011	<0.01	U		<0.0081	U		<0.0081	U		<0.0081	U		0.0026	J		<0.0054	U		<0.0054	U	
	34 ft	VMP-24-34-021711	2/17/2011	<0.01	U		<0.0081	U		<0.0081	U		<0.0081	U		0.0022	J		<0.0054	U		<0.0054	U	

See last page of table for notes.

TABLE 3
SUMMARY OF SOIL VAPOR ANALYTICAL DETECTIONS AND SCREENING RESULTS - VILLAGE - VOCS

Location	Sample ID	Depth	Sample Date	cis-1,2-Dichloroethene			Dichloromethane (Methylene chloride)			1,2-Dichloropropane			1,4-Dioxane			Ethanol			Ethylbenzene		
				Result (mg/m^3)	Lab Qualifier	URS Qualifier	Result (mg/m^3)	Lab Qualifier	URS Qualifier	Result (mg/m^3)	Lab Qualifier	URS Qualifier	Result (mg/m^3)	Lab Qualifier	URS Qualifier	Result (mg/m^3)	Lab Qualifier	URS Qualifier	Result (mg/m^3)	Lab Qualifier	URS Qualifier
VMP-9	5 ft	VMP-9-5	11/11/2009	<0.004	U		<0.003	U		<0.005	U		<0.016	U		0.018			<0.004	U	
		VMP-9-5-082610	8/26/2010	<0.0045	U		0.0072			<0.0053	U		0.008	J		0.015			0.00048	J	
		VMP-9-5-111910	11/19/2010	<0.0047	U		<0.00072	J	U	<0.0055	U		<0.017	U		0.0071	J		0.001	J	
		VMP-9-5-020811	2/8/2011	<0.0044	U		0.0013	J		<0.0051	U		<0.016	U		<0.0083	U		<0.0048	U	
	11.5 ft	VMP-9-11.5	11/11/2009	<0.005	U		<0.004	U		<0.006	U		<0.02	U		0.014			<0.006	U	
		VMP-9-11.5-082610	8/26/2010	<0.1	U		<0.089	U		<0.12	U		<0.37	U		<0.19	U		<0.11	U	
		VMP-9-11.5-111910	11/19/2010	<0.3	U		0.32			<0.34	U		<1.1	U		<0.56	U		<0.32	U	
		VMP-9-11.5-020911	2/9/2011	<0.0053	U		<0.0047	U		<0.0062	U		<0.019	U		0.0059	J		<0.0058	U	
		VMP-9-11.5-020911-DUP	2/9/2011	<0.0041	U		<0.0036	U		<0.0048	U		<0.015	U		0.009			<0.0045	U	
	25.5 ft	VMP-9-25.5	11/10/2009	<1.1	U		<0.96	U		<1.3	U		<4	U		<2.1	U		<1.2	U	
		VMP-9-25.5-D	11/10/2009	<0.98	U		<0.86	U		<1.1	U		<3.6	U		<1.9	U		<1.1	U	
		VMP-9-25.5-082610	8/26/2010	<0.8	U		<0.7	U		<0.93	U		<2.9	U		<1.5	U		<0.87	U	
		VMP-9-25.5-082610-DUP	8/26/2010	<0.86	U		<0.75	U		<1	U		<3.1	U		<1.6	U		<0.94	U	
		VMP-9-25.5-111910	11/19/2010	<0.91	U		0.44	J		<1.1	U		<3.3	U		<1.7	U		<1	U	
		VMP-9-25.5-020911	2/9/2011	<0.5	U		<0.44	U		<0.58	U		<1.8	U		<0.95	U		<0.55	U	
	38.5 ft	VMP-9-38.5	11/10/2009	<2.2	U		<1.9	U		<2.5	U		<7.9	U		<4.1	U		<2.4	U	
		VMP-9-38.5-020911	2/9/2011	<0.83	U		<0.73	U		<0.96	U		<3	U		<1.6	U		<0.91	U	
VMP-18	8.5 ft	VMP-18-8.5	6/18/2010	<0.005	U		0.0012	J		<0.006	U		<0.021	U		0.011			<0.006	U	
		VMP-18-8.5-090710	9/7/2010	<0.0051	U		<0.0045	U		<0.006	U		<0.018	U		0.011			<0.00066	J	U
		VMP-18-8.5-111910	11/19/2010	<0.0043	U		<0.0038	U		<0.005	U		0.0054	J		0.0017	J		<0.0047	U	
		VMP-18-8.5-020711	2/7/2011	<0.0047	U		<0.0041	U		<0.0055	U		0.0023	J		0.022			0.013		
		VMP-18-8.5-020711-DUP	2/7/2011	<0.0045	U		<0.004	U		<0.0053	U		<0.016	U		0.01			0.004	J	
VMP-19	5 ft	VMP-19-5	6/18/2010	<0.005	U		0.0011	J		<0.006	U		<0.02	U		0.0064	J		<0.005	U	
		VMP-19-5-090110	9/1/2010	<0.0051	U		<0.0012	J	U	<0.006	U		<0.018	U		0.01			0.0086		J
		VMP-19-5-111510	11/15/2010	<0.0055	U		0.0012	J		<0.0064	U		<0.02	U		0.024			0.003	J	
		VMP-19-5-020411	2/4/2011	<0.0048	U		<0.0042	U		<0.0056	U		<0.017	U		0.015			0.00074	J	
VMP-20	5 ft	VMP-20-5-031411	3/14/2011	<0.0048	U		<0.0014	J	U	<0.0056	U		<0.017	U		0.11	J	J	0.014		
	10 ft	VMP-20-10-031411	3/14/2011	<0.0048	U		<0.0042	U		<0.0056	U		<0.017	U		0.0034	J	J	0.0089		
	25 ft	VMP-20-25-031411	3/14/2011	<0.0047	U		<0.0042	U		<0.0055	U		<0.017	U		0.0045	J	J	<0.0052	U	
VMP-21	5 ft	VMP-21-5-020911	2/9/2011	<1.8	U		<1.6	U		<2.2	U		<6.7	U		<3.5	U		<2	U	
		VMP-21-5-020911-DUP	2/9/2011	<3.2	U		<2.8	U		<3.7	U		<11	U		<6	U		<3.4	U	
	10 ft	VMP-21-10-021011	2/10/2011	<1.7	U		<1.4	U		<1.9	U		<6	U		<3.2	U		<1.8	U	
	25 ft	VMP-21-25-021011	2/10/2011	<4.6	U		<4	U		<5.4	U		<17	U		<8.8	U		<5	U	
	33 ft	VMP-21-33-021011	2/10/2011	<4.6	U		<4	U		<5.4	U		<17	U		<8.8	U		<5	U	
VMP-22	5 ft	VMP-22-5-021111	2/11/2011	<0.1	U		<0.089	U		<0.12	U		<0.37	U		<0.19	U		<0.11	U	
	10 ft	VMP-22-10-021111	2/11/2011	<0.048	U		<0.042	U		<0.056	U		<0.18	U		<0.092	U		<0.053	U	
	18 ft	VMP-22-18-021111	2/11/2011	<0.84	U		<0.74	U		<0.98	U		<3.1	U		<1.6	U		<0.92	U	
VMP-23	5 ft	VMP-23-5-021511	2/15/2011	<0.0052	U		<0.0046	U		<0.0061	U		<0.019	U		0.014			0.003	J	
	10 ft	VMP-23-10-021511	2/15/2011	<0.0054	U		<0.0047	U		<0.0063	U		0.0028	J		<0.01	U		0.0058	J	
	25 ft	VMP-23-25-021511	2/15/2011	<0.005	U		<0.0044	U		<0.0058	U		<0.018	U		<0.0095	U		<0.0055	U	
VMP-24	5 ft	VMP-24-5-021611	2/16/2011	<0.0056	U		0.0018	J		<0.0065	U		<0.02	U		0.0093	J	J	<0.0061	U	
	10 ft	VMP-24-10-021711	2/17/2011	<0.0053	U		<0.0047	U		<0.0062	U		<0.019	U		0.024	J	J	0.0028	J	
	22 ft	VMP-24-22-021711	2/17/2011	<0.0053	U		<0.0047	U		<0.0062	U		<0.019	U		0.024	J	J	0.0059		
	34 ft	VMP-24-34-021711	2/17/2011	<0.0053	U		<0.0047	U		<0.0062	U		<0.019	U		0.032	J	J	<0.0058	U	

See last page of table for notes.

TABLE 3
SUMMARY OF SOIL VAPOR ANALYTICAL DETECTIONS AND SCREENING RESULTS - VILLAGE - VOCS

Location	Sample ID	Depth	Sample Date	4-Ethyltoluene			Freon 113			Heptane			Hexane			2-Hexanone (Methyl N-Butyl Ketone)			Isopropylbenzene (Cumene)		
				Result (mg/m^3)	Lab Qualifier	URS Qualifier	Result (mg/m^3)	Lab Qualifier	URS Qualifier	Result (mg/m^3)	Lab Qualifier	URS Qualifier	Result (mg/m^3)	Lab Qualifier	URS Qualifier	Result (mg/m^3)	Lab Qualifier	URS Qualifier	Result (mg/m^3)	Lab Qualifier	URS Qualifier
VMP-9	5 ft	VMP-9-5	11/11/2009	<0.005	U		<0.008	U		<0.004	U		<0.003	U		<0.018	U		<0.005	U	
		VMP-9-5-082610	8/26/2010	<0.0056	U		<0.0087	U		0.0055			0.016			<0.019	U		<0.0056	U	
		VMP-9-5-111910	11/19/2010	<0.0058	U		<0.0091	U		0.0016	J		0.0014	J		<0.019	U		<0.0058	U	
		VMP-9-5-020811	2/8/2011	<0.0054	U		<0.0084	U		<0.0045	U		<0.0039	U		<0.018	U		<0.0054	U	
	11.5 ft	VMP-9-11.5	11/11/2009	<0.006	U		<0.01	U		<0.005	U		<0.004	U		<0.023	U		<0.006	U	
		VMP-9-11.5-082610	8/26/2010	<0.13	U		<0.2	U		<0.1	U		<0.09	U		<0.42	U		<0.13	U	
		VMP-9-11.5-111910	11/19/2010	<0.37	U		<0.57	U		<0.3	U		<0.26	U		<1.2	U		<0.37	U	
		VMP-9-11.5-020911	2/9/2011	<0.0066	U		<0.01	U		<0.0055	U		<0.0047	U		<0.022	U		<0.0066	U	
		VMP-9-11.5-020911-DUP	2/9/2011	<0.0051	U		<0.008	U		0.0025	J		<0.0037	U		<0.017	U		<0.0051	U	
	25.5 ft	VMP-9-25.5	11/10/2009	<1.4	U		<2.1	U		1.5		J	6.6		J	<4.5	U		<1.4	U	
		VMP-9-25.5-D	11/10/2009	<1.2	U		<1.9	U		1.5		J	5.9		J	<4	U		<1.2	U	
		VMP-9-25.5-082610	8/26/2010	<0.99	U		<1.5	U		1.1			3.2			<3.3	U		0.13	J	
		VMP-9-25.5-082610-DUP	8/26/2010	<1.1	U		<1.6	U		1.1			3.2			<3.5	U		0.13	J	
		VMP-9-25.5-111910	11/19/2010	<1.1	U		<1.8	U		<0.94	U		1.8			<3.8	U		<1.1	U	
		VMP-9-25.5-020911	2/9/2011	<0.62	U		<0.96	U		<0.52	U		0.24	J		<2.1	U		<0.62	U	
	38.5 ft	VMP-9-38.5	11/10/2009	<2.7	U		<4.2	U		4.6		J	25		J	<9	U		<2.7	U	
		VMP-9-38.5-020911	2/9/2011	<1	U		<1.6	U		<0.86	U		1.9			<3.4	U		0.22	J	
VMP-18	8.5 ft	VMP-18-8.5	6/18/2010	<0.007	U		<0.011	U		0.0013	J		0.0021	J		<0.024	U		<0.007	U	
		VMP-18-8.5-090710	9/7/2010	<0.0063	U		0.002	J		0.0015	J		0.0016	J		<0.021	U		<0.00089	J	U
		VMP-18-8.5-111910	11/19/2010	<0.0053	U		<0.0083	U		0.0026	J		0.0031	J		<0.018	U		<0.0053	U	
		VMP-18-8.5-020711	2/7/2011	0.0055	J		<0.0091	U		0.045		J	0.056		J	<0.019	U		0.0014	J	
		VMP-18-8.5-020711-DUP	2/7/2011	0.0016	J		<0.0088	U		0.015		J	0.026		J	<0.019	U		<0.0056	U	
VMP-19	5 ft	VMP-19-5	6/18/2010	<0.006	U		<0.01	U		0.0012	J		0.0048			<0.022	U		<0.006	U	
		VMP-19-5-090110	9/1/2010	<0.0063	U		<0.0099	U	U	0.088			0.34			0.0038	J	J	<0.0063	U	
		VMP-19-5-111510	11/15/2010	<0.0068	U		<0.01	U		<0.0056	U		0.0033	J		<0.023	U		<0.0068	U	
		VMP-19-5-020411	2/4/2011	<0.0059	U		<0.0093	U		<0.005	U		0.0093			<0.02	U		<0.0059	U	
VMP-20	5 ft	VMP-20-5-031411	3/14/2011	0.0028	J		<0.0093	U		0.01			0.016			<0.02	U		0.0032	J	
	10 ft	VMP-20-10-031411	3/14/2011	0.0026	J		<0.0093	U		0.0034	J		0.0049			<0.02	U		0.0025	J	
	25 ft	VMP-20-25-031411	3/14/2011	<0.0059	U		<0.0092	U		0.0022	J		0.0017	J		<0.02	U		<0.0059	U	
VMP-21	5 ft	VMP-21-5-020911	2/9/2011	<2.3	U		<3.6	U		16			150			<7.6	U		<2.3	U	
		VMP-21-5-020911-DUP	2/9/2011	<3.9	U		<6.1	U		12			120			<13	U		<3.9	U	
	10 ft	VMP-21-10-021011	2/10/2011	<2.1	U		<3.2	U		14			130			<6.9	U		<2.1	U	
	25 ft	VMP-21-25-021011	2/10/2011	<5.7	U		<8.9	U		380			1200			<19	U		<5.7	U	
	33 ft	VMP-21-33-021011	2/10/2011	<5.7	U		<8.9	U		530			1400			<19	U		<5.7	U	
VMP-22	5 ft	VMP-22-5-021111	2/11/2011	<0.13	U		<0.2	U		<0.1	U		<0.09	U		<0.42	U		<0.13	U	
	10 ft	VMP-22-10-021111	2/11/2011	<0.06	U		<0.094	U		<0.05	U		0.084			<0.2	U		<0.06	U	
	18 ft	VMP-22-18-021111	2/11/2011	<1	U		<1.6	U		<0.87	U		17			<3.5	U		<1	U	
VMP-23	5 ft	VMP-23-5-021511	2/15/2011	<0.0065	U		<0.01	U		0.0049	J		0.0087			<0.022	U		<0.0065	U	
	10 ft	VMP-23-10-021511	2/15/2011	0.0024	J		<0.01	U		0.0088			0.013			<0.022	U		<0.0067	U	
	25 ft	VMP-23-25-021511	2/15/2011	<0.0062	U		<0.0096	U		0.0021	J		0.0035	J		<0.021	U		<0.0062	U	
VMP-24	5 ft	VMP-24-5-021611	2/16/2011	<0.0069	U		<0.011	U		0.004	J		0.0099			<0.023	U		<0.002	J	U
	10 ft	VMP-24-10-021711	2/17/2011	<0.0066	U		<0.01	U		<0.0055	U		0.18			<0.022	U		<0.0019	J	U
	22 ft	VMP-24-22-021711	2/17/2011	0.0026	J		<0.01	U		0.053			0.11			<0.022	U		<0.0019	J	U
	34 ft	VMP-24-34-021711	2/17/2011	<0.0066	U		<0.01	U		0.0022	J		0.0018	J		<0.022	U		<0.0066	U	

See last page of table for notes.

TABLE 3
SUMMARY OF SOIL VAPOR ANALYTICAL DETECTIONS AND SCREENING RESULTS - VILLAGE - VOCS

Location	Sample ID	Depth	Sample Date	4-Methyl-2-pentanone (Methyl Isobutyl Ketone)			Methyl tert-Butyl Ether (MTBE)			2-Propanol			n-Propylbenzene			Styrene			Tetrachloroethene		
				Result (mg/m^3)	Lab Qualifier	URS Qualifier	Result (mg/m^3)	Lab Qualifier	URS Qualifier	Result (mg/m^3)	Lab Qualifier	URS Qualifier	Result (mg/m^3)	Lab Qualifier	URS Qualifier	Result (mg/m^3)	Lab Qualifier	URS Qualifier	Result (mg/m^3)	Lab Qualifier	URS Qualifier
VMP-9	5 ft	VMP-9-5	11/11/2009	<0.004	U		<0.004	U		<0.011	U		<0.005	U		<0.004	U		<0.007	U	
		VMP-9-5-082610	8/26/2010	<0.0047	U		<0.0041	U		0.012			<0.0056	U		<0.0048	U		0.0023	J	
		VMP-9-5-111910	11/19/2010	<0.0049	U		<0.0043	U		0.028			<0.0058	U		0.0017	J		0.016		
		VMP-9-5-020811	2/8/2011	<0.0045	U		<0.004	U		0.0021	J		<0.0054	U		<0.0047	U		0.001	J	
	11.5 ft	VMP-9-11.5	11/11/2009	<0.005	U		<0.005	U		<0.014	U		<0.006	U		<0.005	U		<0.009	U	
		VMP-9-11.5-082610	8/26/2010	<0.1	U		<0.093	U		<0.25	U		<0.13	U		<0.11	U		<0.17	U	
		VMP-9-11.5-111910	11/19/2010	<0.3	U		<0.27	U		<0.73	U		<0.37	U		<0.32	U		<0.5	U	
		VMP-9-11.5-020911	2/9/2011	<0.0055	U		<0.0048	U		0.0094	J	J	<0.0066	U		<0.0057	U		0.0039	J	
		VMP-9-11.5-020911-DUP	2/9/2011	<0.0043	U		<0.0038	U		0.049		J	<0.0051	U		<0.0044	U		0.0037	J	
	25.5 ft	VMP-9-25.5	11/10/2009	<1.1	U		<0.99	U		<2.7	U		<1.4	U		<1.2	U		<1.9	U	
		VMP-9-25.5-D	11/10/2009	<1	U		<0.89	U		<2.4	U		<1.2	U		<1	U		<1.7	U	
		VMP-9-25.5-082610	8/26/2010	<0.82	U		<0.73	U		<2	U		0.14	J		<0.86	U		<1.4	U	
		VMP-9-25.5-082610-DUP	8/26/2010	<0.88	U		<0.78	U		<2.1	U		<1.1	U		<0.92	U		<1.5	U	
		VMP-9-25.5-111910	11/19/2010	<0.94	U		<0.83	U		<2.3	U		<1.1	U		<0.98	U		<1.6	U	
		VMP-9-25.5-020911	2/9/2011	<0.52	U		<0.45	U		<1.2	U		<0.62	U		<0.54	U		<0.85	U	
	38.5 ft	VMP-9-38.5	11/10/2009	<2.2	U		<2	U		<5.4	U		<2.7	U		<2.3	U		<3.7	U	
		VMP-9-38.5-020911	2/9/2011	<0.86	U		<0.75	U		<2	U		<1	U		<0.89	U		<1.4	U	
VMP-18	8.5 ft	VMP-18-8.5	6/18/2010	<0.005	U		<0.005	U		0.012	J		<0.007	U		<0.006	U		<0.009	U	
		VMP-18-8.5-090710	9/7/2010	<0.0053	U		0.00046	J		0.014			<0.0018	J	U	<0.0055	U		<0.0013	J	U
		VMP-18-8.5-111910	11/19/2010	<0.0044	U		<0.0039	U		0.0036	J		<0.0053	U		<0.0046	U		<0.0073	U	
		VMP-18-8.5-020711	2/7/2011	<0.0049	U		<0.0043	U		0.091		J	0.0029	J		<0.0051	U		<0.0081	U	
		VMP-18-8.5-020711-DUP	2/7/2011	<0.0047	U		<0.0041	U		0.012		J	0.0017	J		<0.0049	U		<0.0078	U	
VMP-19	5 ft	VMP-19-5	6/18/2010	<0.005	U		<0.004	U		0.024			<0.006	U		<0.005	U		<0.001	J	U
		VMP-19-5-090110	9/1/2010	<0.0053	U		<0.0046	U		0.58			<0.0012	J	U	<0.0055	U		<0.002	J	U
		VMP-19-5-111510	11/15/2010	<0.0056	U		0.0007	J		0.0034	J		<0.0068	U		0.0065			0.0013	J	
		VMP-19-5-020411	2/4/2011	<0.005	U		<0.0044	U		0.0076	J		<0.0059	U		<0.0052	U		<0.0082	U	
VMP-20	5 ft	VMP-20-5-031411	3/14/2011	<0.005	U		<0.0044	U		<0.012	U		0.0024	J		<0.0052	U		0.055		
	10 ft	VMP-20-10-031411	3/14/2011	<0.005	U		<0.0044	U		<0.012	U		0.0023	J		<0.0052	U		0.0089		
	25 ft	VMP-20-25-031411	3/14/2011	<0.0049	U		<0.0043	U		<0.012	U		<0.0059	U		<0.0051	U		0.0068	J	
VMP-21	5 ft	VMP-21-5-020911	2/9/2011	<1.9	U		<1.7	U		<4.6	U		<2.3	U		<2	U		<3.2	U	
		VMP-21-5-020911-DUP	2/9/2011	<3.2	U		<2.9	U		<7.8	U		<3.9	U		<3.4	U		<5.4	U	
	10 ft	VMP-21-10-021011	2/10/2011	<1.7	U		<1.5	U		<4.1	U		<2.1	U		<1.8	U		<2.8	U	
	25 ft	VMP-21-25-021011	2/10/2011	<4.8	U		<4.2	U		<11	U		<5.7	U		<5	U		<7.9	U	
	33 ft	VMP-21-33-021011	2/10/2011	<4.8	U		<4.2	U		<11	U		<5.7	U		<5	U		<7.9	U	
VMP-22	5 ft	VMP-22-5-021111	2/11/2011	<0.1	U		<0.093	U		<0.25	U		<0.13	U		<0.11	U		<0.17	U	
	10 ft	VMP-22-10-021111	2/11/2011	<0.05	U		<0.044	U		<0.12	U		<0.06	U		<0.052	U		<0.083	U	
	18 ft	VMP-22-18-021111	2/11/2011	<0.87	U		<0.77	U		<2.1	U		<1	U		<0.9	U		<1.4	U	
VMP-23	5 ft	VMP-23-5-021511	2/15/2011	<0.0054	U		<0.0048	U		0.0033	J		<0.0065	U		<0.0056	U		<0.009	U	
	10 ft	VMP-23-10-021511	2/15/2011	<0.0056	U		<0.0049	U		0.0045	J		<0.0013	J	U	<0.0058	U		0.0015	J	
	25 ft	VMP-23-25-021511	2/15/2011	<0.0052	U		<0.0045	U		0.094			<0.0062	U		<0.0054	U		<0.0085	U	
VMP-24	5 ft	VMP-24-5-021611	2/16/2011	<0.0058	U		<0.0051	U		0.0033	J		<0.0013	J	U	<0.006	U		<0.0096	U	
	10 ft	VMP-24-10-021711	2/17/2011	<0.0055	U		<0.0048	U		0.0065	J		<0.002	J	U	<0.0057	U		<0.0091	U	
	22 ft	VMP-24-22-021711	2/17/2011	<0.0055	U		<0.0048	U		0.0063	J		<0.0021	J	U	<0.0057	U		0.0014	J	
	34 ft	VMP-24-34-021711	2/17/2011	<0.0055	U		<0.0048	U		0.0026	J		<0.0066	U		<0.0057	U		<0.0091	U	

See last page of table for notes.

TABLE 3
SUMMARY OF SOIL VAPOR ANALYTICAL DETECTIONS AND SCREENING RESULTS - VILLAGE - VOCS

Location	Sample ID	Depth	Sample Date	Tetrahydrofuran			Toluene			1,2,4-Trichlorobenzene			1,1,1-Trichloroethane (Methyl chloroform)			1,1,2-Trichloroethane			Trichloroethene		
				Result (mg/m^3)	Lab Qualifier	URS Qualifier	Result (mg/m^3)	Lab Qualifier	URS Qualifier	Result (mg/m^3)	Lab Qualifier	URS Qualifier	Result (mg/m^3)	Lab Qualifier	URS Qualifier	Result (mg/m^3)	Lab Qualifier	URS Qualifier	Result (mg/m^3)	Lab Qualifier	URS Qualifier
VMP-9	5 ft	VMP-9-5	11/11/2009	<0.003	U		<0.004	U		<0.033	U		<0.006	U		<0.006	U		<0.006	U	
		VMP-9-5-082610	8/26/2010	<0.0034	U		0.0036	J		<0.034	U		<0.0062	U		<0.0062	U		<0.0061	U	
		VMP-9-5-111910	11/19/2010	<0.0035	U		0.00064	J		<0.035	U		<0.0065	U		<0.0065	U		0.0037	J	
		VMP-9-5-020811	2/8/2011	<0.0032	U		0.0035	J		<0.0021	J	U	<0.006	U		<0.006	U		0.0014	J	
	11.5 ft	VMP-9-11.5	11/11/2009	<0.004	U		0.032			<0.041	U		<0.007	U		<0.007	U		<0.007	U	
		VMP-9-11.5-082610	8/26/2010	<0.076	U		<0.097	U		<0.76	U		<0.14	U		<0.14	U		<0.14	U	
		VMP-9-11.5-111910	11/19/2010	<0.22	U		<0.28	U		<2.2	U		<0.41	U		<0.41	U		0.37	J	
		VMP-9-11.5-020911	2/9/2011	<0.004	U		<0.0051	U		<0.04	U		<0.0073	U		<0.0073	U		<0.0072	U	
		VMP-9-11.5-020911-DUP	2/9/2011	<0.0031	U		0.0029	J		<0.031	U		<0.0057	U		<0.0057	U		<0.0056	U	
	25.5 ft	VMP-9-25.5	11/10/2009	<0.81	U		<1	U		<8.2	U	UJ	<1.5	U		<1.5	U		<1.5	U	
		VMP-9-25.5-D	11/10/2009	<0.73	U		<0.93	U		<7.3	U	UJ	<1.3	U		<1.3	U		<1.3	U	
		VMP-9-25.5-082610	8/26/2010	<0.59	U		<0.76	U		<6	U		<1.1	U		<1.1	U		<1.1	U	
		VMP-9-25.5-082610-DUP	8/26/2010	<0.64	U		<0.81	U		<6.4	U		<1.2	U		<1.2	U		<1.2	U	
		VMP-9-25.5-111910	11/19/2010	<0.68	U		<0.87	U		<6.8	U		<1.2	U		<1.2	U		<1.2	U	
		VMP-9-25.5-020911	2/9/2011	<0.37	U		<0.47	U		<3.7	U		<0.69	U		<0.69	U		<0.68	U	
	38.5 ft	VMP-9-38.5	11/10/2009	<1.6	U		<2.1	U		<16	U	UJ	<3	U		<3	U		<3	U	
		VMP-9-38.5-020911	2/9/2011	<0.62	U		<0.79	U		<6.2	U		<1.1	U		<1.1	U		<1.1	U	
VMP-18	8.5 ft	VMP-18-8.5	6/18/2010	0.0072			0.0014	J		<0.043	U		<0.007	U		<0.007	U		<0.007	U	
		VMP-18-8.5-090710	9/7/2010	<0.0038	U		0.0021	J		<0.015	J	U	0.0011	J		<0.007	U		<0.0021	J	U
		VMP-18-8.5-111910	11/19/2010	<0.0032	U		<0.0041	U		<0.032	U		<0.0059	U		<0.0059	U		0.0022	J	
		VMP-18-8.5-020711	2/7/2011	<0.0035	U		0.013		J	<0.0051	J	U	<0.0065	U		<0.0065	U		0.0026	J	
		VMP-18-8.5-020711-DUP	2/7/2011	<0.0034	U		0.0031	J	J	<0.0035	J	U	<0.0062	U		<0.0062	U		0.0019	J	
VMP-19	5 ft	VMP-19-5	6/18/2010	<0.004	U		<0.005	U		<0.04	U		<0.007	U		<0.007	U		<0.007	U	
		VMP-19-5-090110	9/1/2010	<0.0038	U		<0.0049	U		<0.007	J	UJ	<0.007	U		<0.007	U		<0.0069	U	
		VMP-19-5-111510	11/15/2010	<0.0041	U		0.0014	J		<0.041	U		0.0014	J		<0.0075	U		0.0024	J	
		VMP-19-5-020411	2/4/2011	<0.0036	U		0.0018	J		<0.0081	J	U	<0.0066	U		<0.0066	U		0.0032	J	
VMP-20	5 ft	VMP-20-5-031411	3/14/2011	<0.0036	U		0.046			<0.036	U	UJ	<0.0066	U		<0.0066	U		<0.0065	U	
	10 ft	VMP-20-10-031411	3/14/2011	0.0018	J		0.0084			<0.036	U	UJ	<0.0066	U		<0.0066	U		<0.0065	U	
	25 ft	VMP-20-25-031411	3/14/2011	<0.0035	U		0.0015	J		<0.035	U	UJ	<0.0065	U		<0.0065	U		<0.0064	U	
VMP-21	5 ft	VMP-21-5-020911	2/9/2011	<1.4	U		<1.8	U		<14	U		<2.5	U		<2.5	U		<2.5	U	
		VMP-21-5-020911-DUP	2/9/2011	<2.3	U		<3	U		<24	U		<4.3	U		<4.3	U		<4.3	U	
	10 ft	VMP-21-10-021011	2/10/2011	<1.2	U		<1.6	U		<12	U		<2.3	U		<2.3	U		<2.2	U	
	25 ft	VMP-21-25-021011	2/10/2011	<3.4	U		<4.4	U		<34	U		<6.4	U		<6.4	U		<6.3	U	
	33 ft	VMP-21-33-021011	2/10/2011	<3.4	U		<4.4	U		<34	U		<6.4	U		<6.4	U		<6.3	U	
VMP-22	5 ft	VMP-22-5-021111	2/11/2011	<0.076	U		<0.097	U		<0.76	U		<0.14	U		<0.14	U		<0.14	U	
	10 ft	VMP-22-10-021111	2/11/2011	<0.036	U		<0.046	U		<0.36	U		<0.066	U		<0.066	U		<0.066	U	
	18 ft	VMP-22-18-021111	2/11/2011	<0.63	U		0.34	J		<6.3	U		<1.2	U		<1.2	U		<1.1	U	
VMP-23	5 ft	VMP-23-5-021511	2/15/2011	<0.0039	U		0.013			<0.039	U		<0.0072	U		<0.0072	U		0.002	J	
	10 ft	VMP-23-10-021511	2/15/2011	<0.004	U		0.0062			0.0094	J		<0.0074	U		<0.0074	U		<0.002	J	U
	25 ft	VMP-23-25-021511	2/15/2011	<0.0037	U		0.0011	J		<0.037	U		<0.0069	U		<0.0069	U		0.0024	J	
VMP-24	5 ft	VMP-24-5-021611	2/16/2011	<0.0042	U		<0.0011	J	U	<0.0065	J	U	<0.0077	U		<0.0077	U		<0.0076	U	
	10 ft	VMP-24-10-021711	2/17/2011	<0.004	U		<0.00086	J	U	<0.04	U		<0.0073	U		<0.0073	U		<0.0072	U	
	22 ft	VMP-24-22-021711	2/17/2011	<0.004	U		0.0049	J		<0.04	U		<0.0073	U		<0.0073	U		<0.0072	U	
	34 ft	VMP-24-34-021711	2/17/2011	0.0014	J		<0.00064	J	U	<0.04	U		<0.0073	U		<0.0073	U		<0.0072	U	

TABLE 3
SUMMARY OF SOIL VAPOR ANALYTICAL DETECTIONS AND SCREENING RESULTS - VILLAGE - VOCS

Location	Sample ID	Depth	Sample Date	Trichlorofluoromethane			1,2,4-Trimethylbenzene			1,3,5-Trimethylbenzene			2,2,4-Trimethylpentane			m,p-Xylene			o-Xylenes		
				Result (mg/m^3)	Lab Qualifier	URS Qualifier	Result (mg/m^3)	Lab Qualifier	URS Qualifier	Result (mg/m^3)	Lab Qualifier	URS Qualifier	Result (mg/m^3)	Lab Qualifier	URS Qualifier	Result (mg/m^3)	Lab Qualifier	URS Qualifier	Result (mg/m^3)	Lab Qualifier	URS Qualifier
VMP-9	5 ft	VMP-9-5	11/11/2009	<0.006	U		<0.005	U		<0.005	U		<0.005	U		<0.004	U		<0.004	U	
		VMP-9-5-082610	8/26/2010	<0.0064	U		<0.0056	U		<0.0056	U		0.029			0.0013	J		<0.005	U	
		VMP-9-5-111910	11/19/2010	<0.0067	U		<0.0058	U		<0.0058	U		0.0075			<0.0052	U		<0.0052	U	
		VMP-9-5-020811	2/8/2011	0.0011	J		<0.0054	U		<0.0054	U		0.002	J		<0.0048	U		<0.0048	U	
	11.5 ft	VMP-9-11.5	11/11/2009	<0.007	U		<0.006	U		<0.006	U		<0.006	U		<0.006	U		<0.006	U	
		VMP-9-11.5-082610	8/26/2010	<0.14	U		<0.13	U		<0.13	U		98			<0.11	U		<0.11	U	
		VMP-9-11.5-111910	11/19/2010	<0.42	U		<0.37	U		<0.37	U		150			<0.32	U		<0.32	U	
		VMP-9-11.5-020911	2/9/2011	<0.0076	U		<0.0066	U		<0.0066	U		0.0073			<0.0058	U		<0.0058	U	
		VMP-9-11.5-020911-DUP	2/9/2011	<0.0059	U		<0.0051	U		<0.0051	U		0.0074			<0.0045	U		<0.0045	U	
	25.5 ft	VMP-9-25.5	11/10/2009	<1.5	U		<1.4	U		<1.4	U		710		J	<1.2	U		<1.2	U	
		VMP-9-25.5-D	11/10/2009	<1.4	U		<1.2	U		<1.2	U		680		J	<1.1	U		<1.1	U	
		VMP-9-25.5-082610	8/26/2010	<1.1	U		0.19	J		<0.99	U		650			<0.87	U		<0.87	U	
		VMP-9-25.5-082610-DUP	8/26/2010	<1.2	U		0.17	J		<1.1	U		660			<0.94	U		<0.94	U	
		VMP-9-25.5-111910	11/19/2010	<1.3	U		<1.1	U		<1.1	U		550			<1	U		<1	U	
		VMP-9-25.5-020911	2/9/2011	<0.71	U		0.12	J		<0.62	U		190			<0.55	U		<0.55	U	
	38.5 ft	VMP-9-38.5	11/10/2009	<3.1	U		<2.7	U		<2.7	U		640		J	<2.4	U		<2.4	U	
		VMP-9-38.5-020911	2/9/2011	<1.2	U		<1	U		<1	U		380			<0.91	U		<0.91	U	
VMP-18	8.5 ft	VMP-18-8.5	6/18/2010	0.0012	J		<0.007	U		<0.007	U		0.0084			0.0013	J		<0.006	U	
		VMP-18-8.5-090710	9/7/2010	0.0024	J		<0.0013	J	U	<0.0063	U		0.06			0.00095	J		<0.0056	U	
		VMP-18-8.5-111910	11/19/2010	<0.0061	U		<0.0053	U		<0.0053	U		0.093			<0.0047	U		<0.0047	U	
		VMP-18-8.5-020711	2/7/2011	0.0011	J		0.0042	J		0.0019	J		0.1		J	0.023		J	0.0083		
		VMP-18-8.5-020711-DUP	2/7/2011	0.0011	J		0.0023	J		<0.0056	U		0.032		J	0.0053		J	0.0023	J	
VMP-19	5 ft	VMP-19-5	6/18/2010	0.00091	J		<0.006	U		<0.006	U		0.013			<0.005	U		<0.005	U	
		VMP-19-5-090110	9/1/2010	0.0013	J		<0.0021	J	U	<0.0063	U		0.22	J	J	0.014		J	0.0047	J	J
		VMP-19-5-111510	11/15/2010	0.0011	J		<0.0068	U		<0.0068	U		0.0054	J		<0.00081	J	U	<0.006	U	
		VMP-19-5-020411	2/4/2011	0.001	J		<0.0059	U		<0.0059	U		0.046			0.00044	J		<0.0052	U	
VMP-20	5 ft	VMP-20-5-031411	3/14/2011	0.0015	J		0.0039	J		0.001	J		1.4			0.023			0.0066		
	10 ft	VMP-20-10-031411	3/14/2011	0.0011	J		0.0046	J		0.0024	J		0.23			0.016			0.006		
	25 ft	VMP-20-25-031411	3/14/2011	<0.0067	U		<0.0059	U		<0.0059	U		0.16			0.0011	J		0.00095	J	
VMP-21	5 ft	VMP-21-5-020911	2/9/2011	<2.6	U		<2.3	U		<2.3	U		830			<2	U		<2	U	
		VMP-21-5-020911-DUP	2/9/2011	<4.5	U		<3.9	U		<3.9	U		660			<3.4	U		<3.4	U	
	10 ft	VMP-21-10-021011	2/10/2011	<2.4	U		<2.1	U		<2.1	U		480			<1.8	U		<1.8	U	
	25 ft	VMP-21-25-021011	2/10/2011	<6.5	U		<5.7	U		<5.7	U		1700			<5	U		<5	U	
	33 ft	VMP-21-33-021011	2/10/2011	<6.5	U		<5.7	U		<5.7	U		1800			<5	U		<5	U	
VMP-22	5 ft	VMP-22-5-021111	2/11/2011	<0.14	U		<0.13	U		<0.13	U		81			<0.11	U		<0.11	U	
	10 ft	VMP-22-10-021111	2/11/2011	<0.068	U		<0.06	U		<0.06	U		25			<0.053	U		<0.053	U	
	18 ft	VMP-22-18-021111	2/11/2011	<1.2	U		<1	U		<1	U		480			<0.92	U		<0.92	U	
VMP-23	5 ft	VMP-23-5-021511	2/15/2011	0.0011	J		<0.0065	U		<0.0065	U		0.0085			0.0046	J		0.0013	J	
	10 ft	VMP-23-10-021511	2/15/2011	0.0015	J		<0.0022	J	U	<0.0067	U		0.024			0.0086			0.0037	J	
	25 ft	VMP-23-25-021511	2/15/2011	<0.0071	U		<0.0062	U		<0.0062	U		1.3			0.00067	J		<0.0055	U	
VMP-24	5 ft	VMP-24-5-021611	2/16/2011	<0.0079	U		<0.0016	J	U	<0.0023	J	U	0.011			<0.00095	J	U	<0.00086	J	U
	10 ft	VMP-24-10-021711	2/17/2011	0.0019	J		<0.00062	J	U	<0.0066	U		1.2			<0.00074	J	U	<0.0058	U	
	22 ft	VMP-24-22-021711	2/17/2011	0.0018	J		<0.0027	J	U	<0.0066	U		0.54			0.0084			0.003	J	
	34 ft	VMP-24-34-021711	2/17/2011	0.0022	J		<0.0066	U		<0.0066	U		0.024			<0.0058	U		<0.0058	U	

Notes

Lab Qualifiers

J = Estimated value; results between the MDL and RL

U = Compound analyzed for but not detected above the RL

URS Qualifiers

J = Estimated detection

UJ = Estimated non-detect

U = Non-detect due to blank contamination

See last page of table for notes.

TABLE 4
SUMMARY OF SOIL VAPOR ANALYTICAL DETECTIONS AND SCREENING RESULTS - PUBLIC WORKS YARD AND WRR - VOCS

Location	Depth	Sample ID	Sample Date	Acetone			Benzene			Bromodichloromethane			Bromomethane			1,3-Butadiene			2-Butanone			Carbon disulfide		
				Result (mg/m^3)	Lab Qualifier	URS Qualifier	Result (mg/m^3)	Lab Qualifier	URS Qualifier	Result (mg/m^3)	Lab Qualifier	URS Qualifier	Result (mg/m^3)	Lab Qualifier	URS Qualifier	Result (mg/m^3)	Lab Qualifier	URS Qualifier	Result (mg/m^3)	Lab Qualifier	URS Qualifier	Result (mg/m^3)	Lab Qualifier	URS Qualifier
VMP-10	5 ft	VMP-10-5	11/11/2009	0.033			0.02			<0.007	U		<0.004	U		<0.002	U		0.0032			<0.003	U	
		VMP-10-5-090710	9/7/2010	0.024			0.1			<0.0088	U		0.0024	J		<0.0029	U		0.004			0.01		
		VMP-10-5-111810	11/17/2010	0.0074	J		0.00098	J		0.0015	J		<0.0047	U		<0.0027	U		0.002	J		<0.0038	U	
		VMP-10-5-021011	2/10/2011	<0.011	U		<0.0038	U		<0.008	U		<0.0046	U		<0.0026	U		<0.0035	U		<0.0037	U	
	10 ft	VMP-10-10	11/11/2009	<0.011	U		<0.003	U		<0.007	U		<0.004	U		<0.002	U		<0.003	U		<0.003	U	
		VMP-10-10-090710	9/7/2010	0.023			0.075			<0.0088	U		<0.0051	U		<0.0029	U		0.0033	J		0.04		
		VMP-10-10-111810	11/17/2010	0.01	J		0.001	J		0.0023	J		<0.005	U		<0.0028	U		0.0018	J		<0.004	U	
		VMP-10-10-021111	2/11/2011	0.011			0.0011	J		<0.0068	U		<0.0039	U		<0.0022	U		0.0081			<0.0031	U	
	20 ft	VMP-10-20	11/11/2009	0.014			<0.003	U		<0.007	U		<0.004	U		<0.002	U		<0.003	U		<0.003	U	
		VMP-10-20-D	11/11/2009	0.026			<0.003	U		<0.008	U		<0.004	U		<0.002	U		0.0058			<0.003	U	
		VMP-10-20-090710	9/7/2010	0.036			0.039		J	<0.0092	U		<0.0054	U		<0.003	U		0.0058			0.0021	J	
		VMP-10-20-090710-DUP	9/7/2010	0.029			0.019		J	<0.0086	U		<0.005	U		<0.0028	U		0.0046			0.0034	J	
		VMP-10-20-111810	11/17/2010	0.0093	J	J	<0.0078	U		0.0042	J		<0.0095	U		<0.0054	U		<0.0072	U		<0.0076	U	
		VMP-10-20-111810-Dup	11/17/2010	0.14		J	0.0017	J		0.0017	J		<0.0048	U		<0.0027	U		0.0014	J		<0.0038	U	
		VMP-10-20-021111	2/11/2011	0.0092	J		0.02			<0.0082	U		<0.0047	U		<0.0027	U		<0.0036	U		<0.0038	U	
	30 ft	VMP-10-30	11/13/2009	<0.012	U		0.19			<0.008	U		<0.004	U		<0.002	U		<0.003	U		<0.003	U	
VMP-11	5 ft	VMP-11-5	11/17/2009	<0.085	U		4.9			<0.06	U		<0.035	U		<0.02	U		<0.026	U		<0.028	U	
		VMP-11-5-090710	9/7/2010	0.036			0.014			<0.0083	U		<0.0048	U		<0.0027	U		0.0048			0.0021	J	
		VMP-11-5-112210	11/22/2010	0.015			0.00089	J		<0.0086	U		<0.005	U		<0.0028	U		0.0034	J		<0.0018	J	U
		VMP-11-5-021511	2/15/2011	0.018			0.0023	J		<0.0076	U		<0.0044	U		<0.0025	U		0.0028	J		<0.0036	U	
	8 ft	VMP-11-8	11/17/2009	0.04			0.46			<0.008	U		<0.004	U		<0.002	U		0.0069			<0.003	U	
		VMP-11-8-090810	9/8/2010	0.017			0.024			<0.0086	U		<0.005	U		<0.0028	U		0.0023	J		<0.0049		U
		VMP-11-8-112210	11/22/2010	0.014			0.0017	J		<0.0086	U		<0.005	U		<0.0028	U		<0.0038	U		<0.0018	J	U
		VMP-11-8-021111	2/11/2011	0.0085	J		0.03			<0.0084	U		<0.0048	U		<0.0028	U		<0.0037	U		<0.0039	U	
		VMP-11-8-021111-DUP	2/11/2011	0.0066	J		0.014			<0.0079	U		<0.0046	U		<0.0026	U		<0.0035	U		<0.0036	U	
	29 ft	VMP-11-29	11/18/2009	<81	U		8600			<57	U		<33	U		<19	U		<25	U		<26	U	
		VMP-11-29-090810	9/8/2010	<0.31	U		120			<0.22	U		<0.12	U		<0.071	U		<0.095	U		<0.1	U	
		VMP-11-29-112210	11/22/2010	<4.4	U		460			<3.1	U		<1.8	U		<1	U		<1.4	U		<1.4	U	
		VMP-11-29-112210-Dup	11/22/2010	<3	U		440			<2.1	U		<1.2	U		<0.71	U		<0.94	U		<1	U	
		VMP-11-29-021411	2/14/2011	0.01	J		0.0042			<0.0084	U		<0.0048	U		<0.0028	U		<0.0037	U		<0.0039	U	
	38 ft	VMP-11-38	11/18/2009	<230	U		31000			<160	U		<96	U		<54	U		<73	U		<77	U	
VMP-12	5 ft	VMP-12-5	11/13/2009	<30	U		7500			<21	U		<12	U		<7	U		<9.3	U		<9.8	U	
		VMP-12-5-090310	9/3/2010	<13	U		230			<9	U		<5.2	U		<3	U		<4	U		<4.2	U	
		VMP-12-5-120310	12/3/2010	<130	U		16000			<89	U		<52	U		<29	U		<39	U		<41	U	
		VMP-12-5-021511	2/15/2011	<5.8	U		80			<4.1	U		<2.4	U		<1.3	U		<1.8	U		<1.9	U	
	11.5 ft	VMP-12-11.5	11/13/2009	<52	U		8400			<37	U		<21	U		<12	U		<16	U		<17	U	
		VMP-12-11.5-090310	9/3/2010	<16	U		4100			<12	U		<6.7	U		<3.8	U		<5.1	U		<5.4	U	
		VMP-12-11.5-120310	12/3/2010	<14	U		2000			<10	U		<5.8	U		<3.3	U		<4.4	U		<4.6	U	
		VMP-12-11.5-021511	2/15/2011	<13	U		1600			<9	U		<5.2	U		<3	U		<4	U		<4.2	U	
		VMP-12-11.5-021511-DUP	2/15/2011	<11	U		1300			<7.7	U		<4.5	U		<2.6	U		<3.4	U		<3.6	U	
	25 ft	VMP-12-25	11/13/2009	<110	U		18000			<76	U		<44	U		<25	U		<33	U		<35	U	
		VMP-12-25-090310	9/3/2010	<21	U		14000			<15	U		<8.5	U		<4.9	U		<6.5	U		<6.8	U	
		VMP-12-25-120310	12/3/2010	<1	U		3.8			<0.73	U		<0.42	U		<0.24	U		<0.32	U		<0.34	U	
		VMP-12-25-021511	2/15/2011	6.9	J		7600			<18	U		<10	U		<5.9	U		<7.8	U		<8.3	U	
	39 ft	VMP-12-39	11/13/2009	<110	U		26000			<79	U		<46	U		<26	U		<35	U		<37	U	
VMP-13	5 ft	VMP-13-5	11/16/2009	<23	U		5900			<16	U		<9.4	U		<5.4	U		<7.1	U		<7.5	U	
		VMP 13-5-091310	9/13/2010	0.032	J		9			<0.059	U		<0.034	U		<0.019	U		0.0055	J		0.018	J	
		VMP-13-5-120110	12/1/2010	0.013			0.0049			<0.0078	U		<0.0045	U		<0.0026	U		<0.002	J	U	<0.0036	U	
		VMP-13-5-021811	2/18/2011	0.013	J		0.0023	J		<0.0092	U		<0.0054	U		<0.003	U		0.0019	J		<0.0043	U	
	10.5 ft	VMP-13-10.5	11/17/2009	<2.8	U		500			<2	U		<1.2	U		<0.66	U		<0.88	U		<0.93	U	
		VMP-13-10.5-D	11/17/2009	<2.9	U		570			<2.1	U		<1.2	U		<0.68	U		<0.91	U		<0.96	U	
		VMP 13-10.5-091310	9/13/2010	0.017	J		3.3			<0.022	U		<0.013	U		<0.0072	U		<0.0096	U		0.0056	J	
		VMP 13-10.5-091310-Dup	9/13/2010	0.07			3.4			<0.021	U		<0.012	U		<0.007	U		0.0036	J		0.02		
		VMP-13-10.5-120110	12/1/2010	0.012			0.0045			<0.0087	U		<0.005	U		<0.0029	U		<0.0017	J	U	<0.004	U	
		VMP-13-10.5-120110-DUP	12/1/2010	<0.0095	J	U	0.0066			<0.009	U		<0.0052	U		<0.003	U		<0.0018	J	U	<0.0042	U	
		VMP-13-10.5-021811	2/18/2011	2.8	J		420			<3.6	U		<2.1	U		<1.2	U		<1.6	U		<1.7	U	
		VMP-13-10.5-021811-DUP	2/18/2011	<4.9	U		420			<3.4	U		<2	U		<1.1	U		<1.5	U		<1.6	U	
	21.5 ft	VMP-13-21.5	11/17/2009	<140	U		24000			<100	U		<59	U		<34	U		<45	U		<47	U	
		VMP 13-21.5-091310	9/13/2010	<23	U		5800			<16	U		<9.4	U		<5.4	U		<7.1	U		<7.5	U	
		VMP-13-21.5-120110	12/1/2010	<44	U		5400			<31	U		<18	U		<10	U		<14	U		<15	U	
		VMP-13-21.5-021811	2/18/2011	<6.6	U		640			<4.7	U		<2.7	U		<1.5	U		<2.1	U		0.36	J	
	29.5 ft	VMP-13-29.5	11/17/2009	<280	U		90000			<200	U		<120	U		<66	U		<88	U		<93	U	
		VMP-13-29.5-021811	2/18/2011	<200	U		17000			<140	U		<84	U		<48	U		<64	U		<67	U	

See last page of table for notes.

TABLE 4
SUMMARY OF SOIL VAPOR ANALYTICAL DETECTIONS AND SCREENING RESULTS - PUBLIC WORKS YARD AND WRR - VOCS

Location	Depth	Sample ID	Sample Date	Carbon tetrachloride			Chlorobenzene			Chloroethane			Chloroform			Chloromethane			alpha-Chlorotoluene			Cyclohexane		
				Result (mg/m^3)	Lab Qualifier	URS Qualifier	Result (mg/m^3)	Lab Qualifier	URS Qualifier	Result (mg/m^3)	Lab Qualifier	URS Qualifier	Result (mg/m^3)	Lab Qualifier	URS Qualifier	Result (mg/m^3)	Lab Qualifier	URS Qualifier	Result (mg/m^3)	Lab Qualifier	URS Qualifier	Result (mg/m^3)	Lab Qualifier	URS Qualifier
VMP-10	5 ft	VMP-10-5	11/11/2009	<0.006	U		<0.005	U		<0.002	U		<0.005	U		<0.009	U		<0.005	U		<0.003	U	
		VMP-10-5-090710	9/7/2010	<0.0083	U		<0.0061	U		<0.0035	U		<0.0064	U		<0.011	U		<0.0068	U		0.0092		
		VMP-10-5-111810	11/17/2010	0.001	J		<0.0056	U		<0.0032	U		<0.0059	U		<0.01	U		<0.0063	U		0.0048		
		VMP-10-5-021011	2/10/2011	<0.0075	U		<0.0055	U		<0.0031	U		<0.0058	U		<0.0098	U		<0.0062	U		0.023		
	10 ft	VMP-10-10	11/11/2009	<0.007	U		<0.005	U		<0.003	U		<0.005	U		<0.009	U		<0.005	U		<0.003	U	
		VMP-10-10-090710	9/7/2010	<0.0083	U		<0.0061	U		<0.0035	U		<0.0064	U		<0.011	U		<0.0068	U		0.0052		
		VMP-10-10-111810	11/17/2010	0.0012	J		<0.0059	U		<0.0034	U		<0.0063	U		<0.011	U		<0.0067	U		0.0053		
		VMP-10-10-021111	2/11/2011	<0.0064	U		<0.0046	U		<0.0027	U		<0.0049	U		<0.0083	U		<0.0052	U		0.0034	J	
	20 ft	VMP-10-20	11/11/2009	<0.007	U		<0.005	U		<0.003	U		<0.005	U		<0.009	U		<0.005	U		<0.003	U	
		VMP-10-20-D	11/11/2009	<0.007	U		<0.005	U		<0.003	U		<0.006	U		<0.01	U		<0.006	U		<0.004	U	
		VMP-10-20-090710	9/7/2010	<0.0087	U		<0.0064	U		<0.0036	U		<0.0067	U		<0.011	U		<0.0071	U		0.0035	J	
		VMP-10-20-090710-DUP	9/7/2010	<0.0081	U		<0.0059	U		<0.0034	U		<0.0063	U		<0.011	U		<0.0067	U		0.002	J	
		VMP-10-20-111810	11/17/2010	<0.015	U		<0.011	U		<0.0064	U		0.0017	J		<0.02	U		<0.013	U		0.0025	J	
		VMP-10-20-111810-Dup	11/17/2010	<0.0078	U		<0.0057	U		<0.0032	U		0.0014	J		<0.01	U		<0.0064	U		0.0056		
		VMP-10-20-021111	2/11/2011	<0.0077	U		<0.0056	U		<0.0032	U		<0.006	U		<0.01	U		<0.0063	U		0.0027	J	
	30 ft	VMP-10-30	11/13/2009	<0.007	U		<0.005	U		<0.003	U		0.016			<0.01	U		<0.006	U		<0.004	U	
VMP-11	5 ft	VMP-11-5	11/17/2009	<0.056	U		<0.041	U		<0.024	U		<0.044	U		<0.074	U		<0.046	U		<0.031	U	
		VMP-11-5-090710	9/7/2010	<0.0078	U		<0.0057	U		<0.0032	U		0.0019	J		<0.01	U		<0.0064	U		0.0012	J	
		VMP-11-5-112210	11/22/2010	<0.0081	U		<0.0059	U		<0.0034	U		0.0039	J		<0.011	U		<0.0067	U		<0.0044	U	
		VMP-11-5-021511	2/15/2011	<0.0072	U		<0.0052	U		<0.003	U		0.0025	J		<0.0094	U		<0.0059	U		0.0089		
	8 ft	VMP-11-8	11/17/2009	<0.007	U		<0.005	U		<0.003	U		<0.006	U		<0.01	U		<0.006	U		<0.004	U	
		VMP-11-8-090810	9/8/2010	<0.0081	U		<0.0059	U		<0.0034	U		0.0014	J		<0.011	U		<0.0067	U		0.00085	J	
		VMP-11-8-112210	11/22/2010	<0.0081	U		<0.0059	U		<0.0034	U		<0.0063	U		<0.011	U		<0.0067	U		<0.0044	U	
		VMP-11-8-021111	2/11/2011	<0.0079	U		<0.0058	U		<0.0033	U		0.0018	J		<0.01	U		<0.0065	U		0.0013	J	
		VMP-11-8-021111-DUP	2/11/2011	<0.0074	U		<0.0054	U		<0.0031	U		0.0019	J		<0.0097	U		<0.0061	U		0.001	J	
	29 ft	VMP-11-29	11/18/2009	<53	U		<39	U		<22	U		<42	U		<70	U		<44	U		<29	U	
		VMP-11-29-090810	9/8/2010	<0.2	U		<0.15	U		<0.085	U		<0.16	U		<0.27	U		<0.17	U		0.068	J	
		VMP-11-29-112210	11/22/2010	<2.9	U		<2.1	U		<1.2	U		<2.2	U		<3.8	U		<2.4	U		<1.6	U	
		VMP-11-29-112210-Dup	11/22/2010	<2	U		<1.5	U		<0.84	U		<1.6	U		<2.6	U		<1.6	U		<1.1	U	
		VMP-11-29-021411	2/14/2011	<0.0079	U		<0.0058	U		<0.0033	U		0.0069			<0.01	U		<0.0065	U		0.032		
	38 ft	VMP-11-38	11/18/2009	<160	U		<110	U		<65	U		<120	U		<200	U		<130	U		<85	U	
VMP-12	5 ft	VMP-12-5	11/13/2009	<20	U		<14	U		<8.3	U		<15	U		<26	U		<16	U		570		
		VMP-12-5-090310	9/3/2010	<8.5	U		<6.2	U		<3.5	U		<6.6	U		<11	U		<7	U		410		
		VMP-12-5-120310	12/3/2010	<84	U		<61	U		<35	U		<65	U		<110	U		<69	U		750		
		VMP-12-5-021511	2/15/2011	<3.8	U		<2.8	U		<1.6	U		<3	U		<5	U		<3.2	U		88		
	11.5 ft	VMP-12-11.5	11/13/2009	<35	U		<25	U		<14	U		<27	U		<45	U		<28	U		560		
		VMP-12-11.5-090310	9/3/2010	<11	U		<7.9	U		<4.6	U		<8.4	U		<14	U		<8.9	U		580		
		VMP-12-11.5-120310	12/3/2010	<9.4	U		<6.9	U		<3.9	U		<7.3	U		<12	U		<7.7	U		340		
		VMP-12-11.5-021511	2/15/2011	<8.4	U		<6.2	U		<3.5	U		<6.5	U		<11	U		<6.9	U		450		
		VMP-12-11.5-021511-DUP	2/15/2011	<7.3	U		<5.3	U		<3	U		<5.6	U		<9.5	U		<6	U		390		
	25 ft	VMP-12-25	11/13/2009	<71	U		<52	U		<30	U		<55	U		<93	U		<58	U		680		
		VMP-12-25-090310	9/3/2010	<14	U		<10	U		<5.8	U		<11	U		<18	U		<11	U		650		
		VMP-12-25-120310	12/3/2010	<0.68	U		<0.5	U		<0.29	U		<0.53	U		<0.9	U		<0.56	U		18		
		VMP-12-25-021511	2/15/2011	<17	U		<12	U		<7	U		<13	U		<22	U		<14	U		410		
	39 ft	VMP-12-39	11/13/2009	<74	U		<54	U		<31	U		<58	U		<98	U		<61	U		710		
VMP-13	5 ft	VMP-13-5	11/16/2009	<15	U		<11	U		<6.4	U		<12	U		<20	U		<12	U		<8.3	U	
		VMP 13-5-091310	9/13/2010	<0.055	U		<0.04	U		<0.023	U		<0.043	U		<0.073	U		<0.046	U		0.014	J	
		VMP-13-5-120110	12/1/2010	<0.0073	U		<0.0054	U		<0.0031	U		<0.0057	U		<0.0096	U		<0.006	U		0.031		
		VMP-13-5-021811	2/18/2011	<0.0087	U		<0.0064	U		<0.0036	U		<0.0067	U		<0.011	U		<0.0071	U		0.003	J	
	10.5 ft	VMP-13-10.5	11/17/2009	<1.9	U		<1.4	U		<0.78	U		<1.4	U		<2.4	U		<1.5	U		<1	U	
		VMP-13-10.5-D	11/17/2009	<1.9	U		<1.4	U		<0.82	U		<1.5	U		<2.6	U		<1.6	U		<1.1	U	
		VMP 13-10.5-091310	9/13/2010	<0.02	U		<0.015	U		<0.0086	U		<0.016	U		<0.027	U		<0.017	U		0.014		
		VMP 13-10.5-091310-Dup	9/13/2010	<0.02	U		<0.015	U		<0.0084	U		<0.016	U		<0.026	U		<0.016	U		0.015		
		VMP-13-10.5-120110	12/1/2010	<0.0081	U		<0.006	U		<0.0034	U		0.0012	J		<0.011	U		<0.0067	U		0.0029	J	
		VMP-13-10.5-120110-DUP	12/1/2010	<0.0085	U		<0.0062	U		<0.0036	U		0.00098	J		<0.011	U		<0.007	U		0.0048		
		VMP-13-10.5-021811	2/18/2011	<3.4	U		<2.5	U		<1.4	U		<2.6	U		<4.4	U		<2.8	U		0.78	J	
		VMP-13-10.5-021811-DUP	2/18/2011	<3.2	U		<2.4	U		<1.4	U		<2.5	U		<4.2	U		<2.7	U		0.9	J	
	21.5 ft	VMP-13-21.5	11/17/2009	<96	U		<70	U		<40	U		<74	U		<120	U		<79	U		<52	U	
		VMP 13-21.5-091310	9/13/2010	<15	U		<11	U		<6.4	U		<12	U		<20	U		<12	U		2.5	J	
		VMP-13-21.5-120110	12/1/2010	<30	U		<22	U		<12	U		<23	U		<39	U		<24	U		<16	U	
		VMP-13-21.5-021811	2/18/2011	<4.4	U		<3.2	U		<1.8	U		<3.4	U		<5.8	U		<3.6	U		0.7	J	
	29.5 ft	VMP-13-29.5	11/17/2009	<190	U		<140	U		<78	U		<140	U		<240	U		<150	U		<100	U	
		VMP-13-29.5-021811	2/18/2011	<140	U		<99	U		<57	U		<100	U		<180	U		<110	U		<74	U	

See last page of table for notes.

TABLE 4
SUMMARY OF SOIL VAPOR ANALYTICAL DETECTIONS AND SCREENING RESULTS - PUBLIC WORKS YARD AND WRR - VOCS

Location	Depth	Sample ID	Sample Date	1,2-Dibromoethane			1,2-Dichlorobenzene			1,3-Dichlorobenzene			1,4-Dichlorobenzene			Dichlorodifluoromethane			1,1-Dichloroethane			1,2-Dichloroethane		
				Result (mg/m^3)	Lab Qualifier	URS Qualifier	Result (mg/m^3)	Lab Qualifier	URS Qualifier	Result (mg/m^3)	Lab Qualifier	URS Qualifier	Result (mg/m^3)	Lab Qualifier	URS Qualifier	Result (mg/m^3)	Lab Qualifier	URS Qualifier	Result (mg/m^3)	Lab Qualifier	URS Qualifier	Result (mg/m^3)	Lab Qualifier	URS Qualifier
VMP-10	5 ft	VMP-10-5	11/11/2009	<0.008	U		<0.006	U		<0.006	U		<0.006	U		<0.005	U		<0.004	U		<0.004	U	
		VMP-10-5-090710	9/7/2010	<0.01	U		<0.0079	U		<0.0079	U		<0.0079	U		0.0024	J		<0.0053	U		<0.0053	U	
		VMP-10-5-111810	11/17/2010	<0.0093	U		<0.0073	U		<0.0073	U		<0.0073	U		0.0017	J		<0.0049	U		<0.0049	U	
		VMP-10-5-021011	2/10/2011	<0.0091	U		<0.0072	U		<0.0072	U		<0.0072	U		0.0024	J		<0.0048	U		<0.0048	U	
	10 ft	VMP-10-10	11/11/2009	<0.008	U		<0.006	U		<0.006	U		<0.006	U		<0.005	U		<0.004	U		<0.004	U	
		VMP-10-10-090710	9/7/2010	<0.01	U		<0.0079	U		<0.0079	U		<0.0079	U		0.0025	J		<0.0053	U		<0.0053	U	
		VMP-10-10-111810	11/17/2010	<0.0099	U		<0.0078	U		<0.0078	U		<0.0078	U		0.0022	J		<0.0052	U		<0.0052	U	
		VMP-10-10-021111	2/11/2011	<0.0078	U		<0.0061	U		<0.0061	U		<0.0011	J	U	0.0015	J		<0.0041	U		<0.0041	U	
	20 ft	VMP-10-20	11/11/2009	<0.008	U		<0.006	U		<0.006	U		<0.006	U		<0.005	U		<0.004	U		<0.004	U	
		VMP-10-20-D	11/11/2009	<0.009	U		<0.007	U		<0.007	U		<0.007	U		<0.006	U		<0.005	U		<0.005	U	
		VMP-10-20-090710	9/7/2010	<0.011	U		<0.0083	U		<0.0083	U		<0.0083	U		0.0027	J		<0.0056	U		<0.0056	U	
		VMP-10-20-090710-DUP	9/7/2010	<0.0099	U		<0.0078	U		<0.0078	U		<0.0078	U		0.0033	J		<0.0052	U		<0.0052	U	
		VMP-10-20-111810	11/17/2010	<0.019	U		<0.015	U		<0.015	U		<0.015	U		0.0028	J		<0.0099	U		<0.0099	U	
		VMP-10-20-111810-Dup	11/17/2010	<0.0095	U		<0.0074	U		<0.0074	U		<0.0074	U		0.0019	J		<0.005	U		<0.005	U	
		VMP-10-20-021111	2/11/2011	<0.0094	U		<0.0073	U		<0.0073	U		<0.0073	U		0.002	J		<0.0049	U		<0.0049	U	
	30 ft	VMP-10-30	11/13/2009	<0.009	U		<0.007	U		<0.007	U		<0.007	U		<0.006	U		<0.005	U		<0.005	U	
VMP-11	5 ft	VMP-11-5	11/17/2009	<0.069	U		<0.054	U		<0.054	U		<0.054	U		<0.044	U		<0.036	U		<0.036	U	
		VMP-11-5-090710	9/7/2010	<0.0095	U		<0.0074	U		<0.0074	U		<0.0074	U		0.0025	J		<0.005	U		<0.005	U	
		VMP-11-5-112210	11/22/2010	<0.0099	U		<0.0078	U		0.0011	J		<0.0078	U		0.0019	J		<0.0052	U		<0.0052	U	
		VMP-11-5-021511	2/15/2011	<0.0088	U		<0.0068	U		<0.0068	U		<0.0068	U		0.0029	J		<0.0046	U		<0.0046	U	
	8 ft	VMP-11-8	11/17/2009	<0.009	U		<0.007	U		<0.007	U		<0.007	U		<0.006	U		<0.005	U		<0.005	U	
		VMP-11-8-090810	9/8/2010	<0.0099	U		<0.0078	U		<0.0078	U		<0.0078	U		0.0038	J		<0.0052	U		<0.0052	U	
		VMP-11-8-112210	11/22/2010	<0.0099	U		<0.0078	U		<0.0078	U		<0.0078	U		0.0022	J		<0.0052	U		<0.0052	U	
		VMP-11-8-021111	2/11/2011	<0.0096	U		<0.0075	U		<0.0075	U		<0.0075	U		0.0035	J		<0.005	U		<0.005	U	
		VMP-11-8-021111-DUP	2/11/2011	<0.009	U		<0.0071	U		<0.0071	U		<0.0071	U		0.0033	J		<0.0048	U		<0.0048	U	
	29 ft	VMP-11-29	11/18/2009	<65	U		<51	U		<51	U		<51	U		<42	U		<34	U		<34	U	
		VMP-11-29-090810	9/8/2010	<0.25	U		<0.19	U		<0.19	U		<0.19	U		<0.16	U		<0.13	U		<0.13	U	
		VMP-11-29-112210	11/22/2010	<3.5	U		<2.8	U		<2.8	U		<2.8	U		<2.3	U		<1.9	U		<1.9	U	
		VMP-11-29-112210-Dup	11/22/2010	<2.5	U		<1.9	U		<1.9	U		<1.9	U		<1.6	U		<1.3	U		<1.3	U	
		VMP-11-29-021411	2/14/2011	<0.0096	U		<0.0075	U		<0.0075	U		<0.0075	U		0.0041	J		<0.005	U		<0.005	U	
	38 ft	VMP-11-38	11/18/2009	<190	U		<150	U		<150	U		<150	U		<120	U		<100	U		<100	U	
VMP-12	5 ft	VMP-12-5	11/13/2009	<24	U		<19	U		<19	U		<19	U		<16	U		<13	U		<13	U	
		VMP-12-5-090310	9/3/2010	<10	U		<8.1	U		<8.1	U		<8.1	U		<6.6	U		<5.4	U		<5.4	U	
		VMP-12-5-120310	12/3/2010	<100	U		<80	U		<80	U		<80	U		<66	U		<54	U		<54	U	
		VMP-12-5-021511	2/15/2011	<4.7	U		<3.7	U		<3.7	U		<3.7	U		<3	U		<2.5	U		<2.5	U	
	11.5 ft	VMP-12-11.5	11/13/2009	<42	U		<33	U		<33	U		<33	U		<27	U		<22	U		<22	U	
		VMP-12-11.5-090310	9/3/2010	<13	U		<10	U		<10	U		<10	U		<8.5	U		<7	U		<7	U	
		VMP-12-11.5-120310	12/3/2010	<11	U		<9	U		<9	U		<9	U		<7.4	U		<6	U		<6	U	
		VMP-12-11.5-021511	2/15/2011	<10	U		<8	U		<8	U		<8	U		<6.6	U		<5.4	U		<5.4	U	
		VMP-12-11.5-021511-DUP	2/15/2011	<8.9	U		<6.9	U		<6.9	U		<6.9	U		<5.7	U		<4.7	U		<4.7	U	
	25 ft	VMP-12-25	11/13/2009	<87	U		<68	U		<68	U		<68	U		<56	U		<46	U		<46	U	
		VMP-12-25-090310	9/3/2010	<17	U		<13	U		<13	U		<13	U		<11	U		<8.9	U		<8.9	U	
		VMP-12-25-120310	12/3/2010	<0.84	U		<0.66	U		<0.66	U		<0.66	U		<0.54	U		<0.44	U		<0.44	U	
		VMP-12-25-021511	2/15/2011	<20	U		<16	U		<16	U		<16	U		<13	U		<11	U		<11	U	
	39 ft	VMP-12-39	11/13/2009	<91	U		<71	U		<71	U		<71	U		<59	U		<48	U		<48	U	
VMP-13	5 ft	VMP-13-5	11/16/2009	<18	U		<14	U		<14	U		<14	U		<12	U		<9.8	U		<9.8	U	
		VMP 13-5-091310	9/13/2010	<0.068	U		<0.053	U		<0.053	U		<0.053	U		<0.044	U		<0.036	U		<0.036	U	
		VMP-13-5-120110	12/1/2010	<0.009	U		<0.007	U		<0.007	U		<0.007	U		0.0032	J		<0.0047	U		<0.0047	U	
		VMP-13-5-021811	2/18/2011	<0.011	U		<0.0083	U		<0.0083	U		<0.0083	U		0.0024	J		<0.0056	U		<0.0056	U	
	10.5 ft	VMP-13-10.5	11/17/2009	<2.3	U		<1.8	U		<1.8	U		<1.8	U		<1.5	U		<1.2	U		<1.2	U	
		VMP-13-10.5-D	11/17/2009	<2.4	U		<1.8	U		<1.8	U		<1.8	U		<1.5	U		<1.2	U		<1.2	U	
		VMP 13-10.5-091310	9/13/2010	<0.025	U		<0.02	U		<0.02	U		<0.02	U		0.0032	J		<0.013	U		<0.013	U	
		VMP 13-10.5-091310-Dup	9/13/2010	<0.024	U		<0.019	U		<0.019	U		<0.019	U		0.0034	J		<0.013	U		<0.013	U	
		VMP-13-10.5-120110	12/1/2010	<0.01	U		<0.0078	U		<0.0078	U		<0.0078	U		0.003	J		<0.0052	U		<0.0052	U	
		VMP-13-10.5-120110-DUP	12/1/2010	<0.01	U		<0.0081	U		<0.0081	U		<0.0081	U		0.0032	J		<0.0055	U		<0.0055	U	
		VMP-13-10.5-021811	2/18/2011	<4.1	U		<3.2	U		<3.2	U		<3.2	U		<2.6	U		<2.2	U		<2.2	U	
		VMP-13-10.5-021811-DUP	2/18/2011	<4	U		<3.1	U		<3.1	U		<3.1	U		<2.5	U		<2.1	U		<2.1	U	
	21.5 ft	VMP-13-21.5	11/17/2009	<120	U		<91	U		<91	U		<91	U		<75	U		<62	U		<62	U	
		VMP 13-21.5-091310	9/13/2010	<18	U		<14	U		<14	U		<14	U		<12	U		<9.8	U		<9.8	U	
		VMP-13-21.5-120110	12/1/2010	<36	U		<28	U		<28	U		<28	U		<23	U		<19	U		<19	U	
		VMP-13-21.5-021811	2/18/2011	<5.4	U		<4.2	U		<4.2	U		<4.2	U		<3.5	U		<2.8	U		<2.8	U	
	29.5 ft	VMP-13-29.5	11/17/2009	<230	U		<180	U		<180	U		<180	U		<150	U		<120	U		<120	U	
		VMP-13-29.5-021811	2/18/2011	<160	U		<130	U		<130	U		<130	U		<110	U		<87	U		<87	U	

See last page of table for notes.

TABLE 4
SUMMARY OF SOIL VAPOR ANALYTICAL DETECTIONS AND SCREENING RESULTS - PUBLIC WORKS YARD AND WRR - VOCS

Location	Depth	Sample ID	Sample Date	cis-1,2-Dichloroethene			Dichloromethane (Methylene chloride)			1,2-Dichloropropane			1,4-Dioxane			Ethanol			Ethylbenzene		
				Result (mg/m^3)	Lab Qualifier	URS Qualifier	Result (mg/m^3)	Lab Qualifier	URS Qualifier	Result (mg/m^3)	Lab Qualifier	URS Qualifier	Result (mg/m^3)	Lab Qualifier	URS Qualifier	Result (mg/m^3)	Lab Qualifier	URS Qualifier	Result (mg/m^3)	Lab Qualifier	URS Qualifier
VMP-10	5 ft	VMP-10-5	11/11/2009	<0.004	U		<0.003	U		<0.005	U		<0.016	U		0.18		J	<0.004	U	
		VMP-10-5-090710	9/7/2010	<0.0052	U		<0.0046	U		<0.0061	U		<0.019	U		0.015			0.009		
		VMP-10-5-111810	11/17/2010	<0.0048	U		<0.0042	U		<0.0056	U		<0.017	U		0.004	J		0.0014	J	
		VMP-10-5-021011	2/10/2011	<0.0047	U		<0.0041	U		<0.0055	U		<0.017	U		<0.009	U		0.0029	J	
	10 ft	VMP-10-10	11/11/2009	<0.004	U		<0.004	U		<0.005	U		<0.016	U		0.046		J	<0.005	U	
		VMP-10-10-090710	9/7/2010	<0.0052	U		<0.0046	U		<0.0061	U		0.0077	J		0.0079	J		<0.0057	U	
		VMP-10-10-111810	11/17/2010	<0.0051	U		0.001	J		<0.006	U		0.0042	J		0.0096	J		0.0014	J	
		VMP-10-10-021111	2/11/2011	<0.004	U		<0.0035	U		<0.0047	U		<0.014	U		0.1			0.0017	J	
	20 ft	VMP-10-20	11/11/2009	<0.004	U		<0.003	U		<0.005	U		<0.016	U		0.036		J	<0.004	U	
		VMP-10-20-D	11/11/2009	<0.004	U		<0.004	U		<0.005	U		<0.018	U		0.22		J	<0.005	U	
		VMP-10-20-090710	9/7/2010	<0.0055	U		<0.0035	J	U	<0.0064	U		<0.02	U		0.012		J	0.002	J	
		VMP-10-20-090710-DUP	9/7/2010	<0.0051	U		<0.026		U	<0.006	U		<0.018	U		0.048		J	0.0017	J	
		VMP-10-20-111810	11/17/2010	<0.0097	U		<0.0085	U		<0.011	U		<0.035	U		0.0097	J		<0.011	U	
		VMP-10-20-111810-Dup	11/17/2010	<0.0049	U		0.0026	J		<0.0057	U		<0.018	U		0.017			0.0015	J	
		VMP-10-20-021111	2/11/2011	<0.0048	U		<0.0042	U		<0.0056	U		<0.018	U		0.018			<0.0053	U	
	30 ft	VMP-10-30	11/13/2009	<0.004	U		<0.004	U		<0.005	U		<0.018	U		<0.009	U		<0.005	U	
VMP-11	5 ft	VMP-11-5	11/17/2009	<0.035	U		<0.031	U		<0.041	U		<0.13	U		<0.067	U		<0.039	U	
		VMP-11-5-090710	9/7/2010	<0.0049	U		<0.0043	U		<0.0057	U		<0.018	U		0.0099			0.0019	J	
		VMP-11-5-112210	11/22/2010	<0.0051	U		<0.0045	U		<0.006	U		<0.018	U		0.011			0.0021	J	
		VMP-11-5-021511	2/15/2011	<0.0045	U		0.0011	J		<0.0053	U		<0.016	U		0.017			0.0055		
	8 ft	VMP-11-8	11/17/2009	<0.004	U		<0.004	U		<0.005	U		<0.018	U		0.14		J	<0.005	U	
		VMP-11-8-090810	9/8/2010	<0.0051	U		0.047			<0.006	U		<0.018	U		0.013			<0.0056	U	
		VMP-11-8-112210	11/22/2010	<0.0051	U		<0.0045	U		<0.006	U		<0.018	U		0.0056	J		0.0016	J	
		VMP-11-8-021111	2/11/2011	<0.005	U		<0.0043	U		<0.0058	U		<0.018	U		0.036			<0.0054	U	
		VMP-11-8-021111-DUP	2/11/2011	<0.0046	U		<0.0041	U		<0.0054	U		<0.017	U		0.016			<0.0051	U	
	29 ft	VMP-11-29	11/18/2009	<34	U		<30	U		<39	U		<120	U		<64	U		<37	U	
		VMP-11-29-090810	9/8/2010	<0.13	U		<0.11	U		<0.15	U		<0.46	U		<0.24	U		0.033	J	
		VMP-11-29-112210	11/22/2010	<1.8	U		<1.6	U		<2.1	U		<6.6	U		<3.5	U		<2	U	
		VMP-11-29-112210-Dup	11/22/2010	<1.3	U		<1.1	U		<1.5	U		<4.6	U		<2.4	U		<1.4	U	
		VMP-11-29-021411	2/14/2011	<0.005	U		<0.0043	U		<0.0058	U		<0.018	U		0.018			0.0015	J	
	38 ft	VMP-11-38	11/18/2009	<98	U		<86	U		<110	U		<360	U		<180	U		<110	U	
VMP-12	5 ft	VMP-12-5	11/13/2009	<12	U		<11	U		<15	U		<46	U		<24	U		<14	U	
		VMP-12-5-090310	9/3/2010	<5.3	U		<4.7	U		<6.2	U		<19	U		<10	U		<5.8	U	
		VMP-12-5-120310	12/3/2010	<53	U		<46	U		<61	U		<190	U		<100	U		<58	U	
		VMP-12-5-021511	2/15/2011	<2.4	U		<2.1	U		<2.8	U		<8.8	U		<4.6	U		<2.6	U	
	11.5 ft	VMP-12-11.5	11/13/2009	<22	U		<19	U		<25	U		<79	U		<41	U		<24	U	
		VMP-12-11.5-090310	9/3/2010	<6.8	U		<6	U		<8	U		<25	U		<13	U		5.4	J	
		VMP-12-11.5-120310	12/3/2010	<5.9	U		<5.2	U		<6.9	U		<22	U		<11	U		<6.5	U	
		VMP-12-11.5-021511	2/15/2011	<5.3	U		<4.6	U		<6.2	U		<19	U		<10	U		<5.8	U	
		VMP-12-11.5-021511-DUP	2/15/2011	<4.6	U		<4	U		<5.3	U		<17	U		<8.7	U		<5	U	
	25 ft	VMP-12-25	11/13/2009	<45	U		<39	U		<52	U		<160	U		<85	U		<49	U	
		VMP-12-25-090310	9/3/2010	<8.7	U		<7.6	U		<10	U		<32	U		<16	U		14		
		VMP-12-25-120310	12/3/2010	<0.43	U		<0.38	U		<0.5	U		<1.6	U		<0.82	U		<0.47	U	
		VMP-12-25-021511	2/15/2011	<10	U		<9.2	U		<12	U		<38	U		<20	U		4.1	J	
	39 ft	VMP-12-39	11/13/2009	<47	U		<41	U		<55	U		<170	U		<89	U		71		
VMP-13	5 ft	VMP-13-5	11/16/2009	<9.6	U		<8.4	U		<11	U		<35	U		<18	U		<10	U	
		VMP 13-5-091310	9/13/2010	<0.035	U		<0.03	U		<0.041	U		<0.13	U		0.24			<0.038	U	
		VMP-13-5-120110	12/1/2010	<0.0046	U		<0.004	U		<0.0054	U		<0.017	U		0.007	J		0.047		
		VMP-13-5-021811	2/18/2011	<0.0055	U		<0.0048	U		<0.0064	U		<0.02	U		0.024			<0.006	U	
	10.5 ft	VMP-13-10.5	11/17/2009	<1.2	U		<1	U		<1.4	U		<4.3	U		<2.2	U		<1.3	U	
		VMP-13-10.5-D	11/17/2009	<1.2	U		<1.1	U		<1.4	U		<4.4	U		<2.3	U		<1.3	U	
		VMP 13-10.5-091310	9/13/2010	<0.013	U		<0.011	U		<0.015	U		<0.047	U		<0.024	U		<0.014	U	
		VMP 13-10.5-091310-Dup	9/13/2010	<0.012	U		<0.011	U		<0.015	U		0.041	J		0.014	J		<0.014	U	
		VMP-13-10.5-120110	12/1/2010	<0.0051	U		<0.0045	U		<0.006	U		<0.019	U		<0.0098	U		<0.00088	J	U
		VMP-13-10.5-120110-DUP	12/1/2010	<0.0054	U		<0.0047	U		<0.0062	U		<0.019	U		0.016			<0.0059	U	
		VMP-13-10.5-021811	2/18/2011	<2.1	U		<1.8	U		<2.5	U		<7.7	U		<4	U		<2.3	U	
		VMP-13-10.5-021811-DUP	2/18/2011	<2	U		<1.8	U		<2.4	U		<7.4	U		<3.9	U		<2.2	U	
	21.5 ft	VMP-13-21.5	11/17/2009	<60	U		<53	U		<70	U		<220	U		<110	U		<66	U	
		VMP 13-21.5-091310	9/13/2010	<9.6	U		9.2			<11	U		<35	U		<18	U		<10	U	
		VMP-13-21.5-120110	12/1/2010	<18	U		28			<22	U		<68	U		<35	U		<20	U	
		VMP-13-21.5-021811	2/18/2011	<2.8	U		0.51	J		<3.2	U		<10	U		<5.3	U		<3	U	
	29.5 ft	VMP-13-29.5	11/17/2009	<120	U		<100	U		<140	U		<430	U		<220	U		<130	U	
		VMP-13-29.5-021811	2/18/2011	<86	U		<75	U		<100	U		<310	U		<160	U		<94	U	

See last page of table for notes.

TABLE 4
SUMMARY OF SOIL VAPOR ANALYTICAL DETECTIONS AND SCREENING RESULTS - PUBLIC WORKS YARD AND WRR - VOCS

Location	Depth	Sample ID	Sample Date	4-Ethyltoluene			Freon 113			Heptane			Hexane			2-Hexanone (Methyl N-Butyl Ketone)			Isopropylbenzene (Cumene)		
				Result (mg/m^3)	Lab Qualifier	URS Qualifier	Result (mg/m^3)	Lab Qualifier	URS Qualifier	Result (mg/m^3)	Lab Qualifier	URS Qualifier	Result (mg/m^3)	Lab Qualifier	URS Qualifier	Result (mg/m^3)	Lab Qualifier	URS Qualifier	Result (mg/m^3)	Lab Qualifier	URS Qualifier
VMP-10	5 ft	VMP-10-5	11/11/2009	<0.005	U		<0.008	U		<0.004	U		<0.003	U		<0.018	U		<0.005	U	
		VMP-10-5-090710	9/7/2010	0.0072			<0.01	U		0.0071			0.015			<0.022	U		0.002	J	
		VMP-10-5-111810	11/17/2010	<0.0059	U		<0.0093	U		0.012			0.0072			<0.02	U		<0.0059	U	
		VMP-10-5-021011	2/10/2011	0.0013	J		<0.0091	U		0.044			0.11			<0.019	U		<0.0058	U	
	10 ft	VMP-10-10	11/11/2009	<0.005	U		<0.008	U		<0.004	U		<0.004	U		<0.019	U		<0.005	U	
		VMP-10-10-090710	9/7/2010	<0.0065	U		<0.01	U		0.0017	J		0.0016	J		<0.022	U		<0.0065	U	
		VMP-10-10-111810	11/17/2010	<0.0063	U		<0.0099	U		0.01			0.0096			<0.021	U		<0.0063	U	
		VMP-10-10-021111	2/11/2011	<0.0012	J	U	<0.0077	U		0.006			0.0049			<0.016	U		<0.005	U	
	20 ft	VMP-10-20	11/11/2009	<0.005	U		<0.008	U		0.0049			0.0068			<0.018	U		<0.005	U	
		VMP-10-20-D	11/11/2009	<0.006	U		<0.009	U		<0.005	U		<0.004	U		<0.02	U		<0.006	U	
		VMP-10-20-090710	9/7/2010	<0.0068	U		<0.01	U		0.0037	J		0.0061			<0.023	U		<0.0068	U	
		VMP-10-20-090710-DUP	9/7/2010	<0.0063	U		<0.0099	U		0.0025	J		0.0043	J		<0.021	U		<0.0063	U	
		VMP-10-20-111810	11/17/2010	<0.012	U		<0.019	U		0.0048	J		0.0049	J		<0.04	U		<0.012	U	
		VMP-10-20-111810-Dup	11/17/2010	<0.0061	U		<0.0095	U		0.013			0.0097			<0.02	U		<0.0061	U	
		VMP-10-20-021111	2/11/2011	<0.006	U		<0.0094	U		0.0056			0.0043			<0.02	U		<0.006	U	
	30 ft	VMP-10-30	11/13/2009	<0.006	U		<0.009	U		<0.005	U		0.0052			<0.02	U		<0.006	U	
VMP-11	5 ft	VMP-11-5	11/17/2009	<0.044	U		<0.068	U		<0.037	U		<0.032	U		<0.15	U		<0.044	U	
		VMP-11-5-090710	9/7/2010	<0.0061	U		<0.0095	U		0.001	J		<0.0044	U		<0.02	U		<0.0061	U	
		VMP-11-5-112210	11/22/2010	<0.0063	U		<0.0099	U		0.0013	J		0.0018	J		<0.021	U		<0.0063	U	
		VMP-11-5-021511	2/15/2011	<0.0016	J	U	<0.0087	U		0.018			0.028			<0.019	U		<0.0056	U	
	8 ft	VMP-11-8	11/17/2009	<0.006	U		<0.009	U		<0.005	U		<0.004	U		<0.02	U		<0.006	U	
		VMP-11-8-090810	9/8/2010	<0.0063	U		<0.0099	U		0.0016	J		0.0034	J		<0.021	U		<0.0063	U	
		VMP-11-8-112210	11/22/2010	<0.0063	U		<0.0099	U		0.00074	J		<0.0045	U		<0.021	U		<0.0063	U	
		VMP-11-8-021111	2/11/2011	<0.0061	U		<0.0096	U		0.0033	J		0.003	J		<0.02	U		<0.0061	U	
		VMP-11-8-021111-DUP	2/11/2011	<0.0058	U		<0.009	U		0.0017	J		0.0016	J		<0.019	U		<0.0058	U	
	29 ft	VMP-11-29	11/18/2009	<42	U		<65	U		<35	U		<30	U		<140	U		<42	U	
		VMP-11-29-090810	9/8/2010	0.26			<0.25	U		<0.13	U		0.1	J		<0.53	U		<0.16	U	
		VMP-11-29-112210	11/22/2010	<2.3	U		<3.5	U		<1.9	U		<1.6	U		<7.5	U		<2.3	U	
		VMP-11-29-112210-Dup	11/22/2010	<1.6	U		<2.4	U		<1.3	U		<1.1	U		<5.2	U		<1.6	U	
		VMP-11-29-021411	2/14/2011	<0.0019	J	U	<0.0096	U		0.0062			0.042			<0.02	U		<0.0061	U	
	38 ft	VMP-11-38	11/18/2009	<120	U		<190	U		<100	U		<87	U		<400	U		<120	U	
VMP-12	5 ft	VMP-12-5	11/13/2009	<16	U		<24	U		17			200			<52	U		<16	U	
		VMP-12-5-090310	9/3/2010	<6.6	U		<10	U		<5.5	U		11			<22	U		2.9	J	
		VMP-12-5-120310	12/3/2010	<65	U		<100	U		<54	U		370			<220	U		18	J	
		VMP-12-5-021511	2/15/2011	<3	U		<4.7	U		<2.5	U		9.6			<10	U		<3	U	
	11.5 ft	VMP-12-11.5	11/13/2009	<27	U		<42	U		<22	U		230			<90	U		<27	U	
		VMP-12-11.5-090310	9/3/2010	<8.5	U		<13	U		4.5	J		41			<28	U		9.1		
		VMP-12-11.5-120310	12/3/2010	<7.3	U		<11	U		<6.1	U		11			<24	U		<7.3	U	
		VMP-12-11.5-021511	2/15/2011	<6.6	U		<10	U		<5.5	U		18			<22	U		<6.6	U	
		VMP-12-11.5-021511-DUP	2/15/2011	<5.7	U		<8.8	U		<4.7	U		15			<19	U		<5.7	U	
	25 ft	VMP-12-25	11/13/2009	<56	U		<87	U		220			1200			<180	U		<56	U	
		VMP-12-25-090310	9/3/2010	<11	U		<17	U		100			860			<36	U		20		
		VMP-12-25-120310	12/3/2010	<0.54	U		<0.84	U		<0.45	U		0.55			<1.8	U		<0.54	U	
		VMP-12-25-021511	2/15/2011	<13	U		<20	U		32			180			<44	U		9.2	J	
	39 ft	VMP-12-39	11/13/2009	<58	U		<91	U		370			1400			<190	U		<58	U	
VMP-13	5 ft	VMP-13-5	11/16/2009	<12	U		<18	U		<9.9	U		<8.5	U		<40	U		<12	U	
		VMP 13-5-091310	9/13/2010	<0.043	U		<0.067	U		0.0094	J		0.015	J		<0.14	U		<0.043	U	
		VMP-13-5-120110	12/1/2010	0.032			<0.0089	U		0.084			0.14			<0.019	U		0.0037	J	
		VMP-13-5-021811	2/18/2011	<0.0068	U		<0.01	U		0.0016	J		0.0022	J		0.00065	J		<0.0068	U	
	10.5 ft	VMP-13-10.5	11/17/2009	<1.5	U		<2.3	U		<1.2	U		<1	U		<4.9	U		<1.5	U	
		VMP-13-10.5-D	11/17/2009	<1.5	U		<2.4	U		<1.3	U		<1.1	U		<5.1	U		<1.5	U	
		VMP 13-10.5-091310	9/13/2010	<0.016	U		<0.025	U		0.0052	J		0.028		J	<0.053	U		<0.016	U	
		VMP 13-10.5-091310-Dup	9/13/2010	<0.016	U		<0.024	U		0.0072	J		0.043		J	<0.052	U		<0.016	U	
		VMP-13-10.5-120110	12/1/2010	<0.0064	U		<0.0099	U		0.0029	J		0.0076			<0.021	U		<0.0064	U	
		VMP-13-10.5-120110-DUP	12/1/2010	<0.0066	U		<0.01	U		0.0036	J		0.01			<0.022	U		<0.0066	U	
		VMP-13-10.5-021811	2/18/2011	<2.6	U		<4.1	U		<2.2	U		<1.9	U		<8.8	U		<2.6	U	
		VMP-13-10.5-021811-DUP	2/18/2011	<2.5	U		<3.9	U		<2.1	U		<1.8	U		<8.4	U		<2.5	U	
	21.5 ft	VMP-13-21.5	11/17/2009	<75	U		<120	U		<62	U		<54	U		<250	U		<75	U	
		VMP 13-21.5-091310	9/13/2010	<12	U		<18	U		<9.9	U		2.1	J		<40	U		<12	U	
		VMP-13-21.5-120110	12/1/2010	<23	U		<36	U		<19	U		<16	U		<77	U		<23	U	
		VMP-13-21.5-021811	2/18/2011	<3.4	U		<5.4	U		<2.9	U		<2.5	U		<11	U		<3.4	U	
	29.5 ft	VMP-13-29.5	11/17/2009	<150	U		<230	U		<120	U		<100	U		<490	U		<150	U	
		VMP-13-29.5-021811	2/18/2011	<110	U		<160	U		<88	U		<76	U		<350	U		<110	U	

See last page of table for notes.

TABLE 4
SUMMARY OF SOIL VAPOR ANALYTICAL DETECTIONS AND SCREENING RESULTS - PUBLIC WORKS YARD AND WRR - VOCS

Location	Depth	Sample ID	Sample Date	4-Methyl-2-pentanone (Methyl Isobutyl Ketone)			Methyl tert-Butyl Ether (MTBE)			2-Propanol			n-Propylbenzene			Styrene			Tetrachloroethene		
				Result (mg/m^3)	Lab Qualifier	URS Qualifier	Result (mg/m^3)	Lab Qualifier	URS Qualifier	Result (mg/m^3)	Lab Qualifier	URS Qualifier	Result (mg/m^3)	Lab Qualifier	URS Qualifier	Result (mg/m^3)	Lab Qualifier	URS Qualifier	Result (mg/m^3)	Lab Qualifier	URS Qualifier
VMP-10	5 ft	VMP-10-5	11/11/2009	<0.004	U		<0.004	U		0.87			<0.005	U		<0.004	U		<0.007	U	
		VMP-10-5-090710	9/7/2010	0.0016	J		<0.0048	U		0.02			0.0035	J		0.0029	J		0.0017	J	
		VMP-10-5-111810	11/17/2010	<0.005	U		0.00036	J		<0.012	U		<0.0059	U		0.0024	J		<0.0018	J	U
		VMP-10-5-021011	2/10/2011	<0.0049	U		<0.0043	U		0.0058	J		<0.0058	U		<0.0051	U		<0.0081	U	
	10 ft	VMP-10-10	11/11/2009	<0.004	U		<0.004	U		<0.011	U		<0.005	U		<0.004	U		<0.007	U	
		VMP-10-10-090710	9/7/2010	0.0012	J		<0.0048	U		0.01	J		<0.0065	U		<0.0056	U		0.0024	J	
		VMP-10-10-111810	11/17/2010	<0.0053	U		0.00046	J		0.018			<0.0063	U		0.0022	J		0.0026	J	
		VMP-10-10-021111	2/11/2011	<0.0041	U		<0.0036	U		0.11			<0.00058	J	U	<0.0043	U		0.00083	J	
	20 ft	VMP-10-20	11/11/2009	<0.004	U		<0.004	U		<0.011	U		<0.005	U		<0.004	U		<0.007	U	
		VMP-10-20-D	11/11/2009	<0.005	U		<0.004	U		<0.012	U		<0.006	U		<0.005	U		<0.008	U	
		VMP-10-20-090710	9/7/2010	0.00098	J		<0.005	U		0.023			<0.0068	U		<0.0059	U		<0.0094	U	
		VMP-10-20-090710-DUP	9/7/2010	0.00096	J		<0.0046	U		0.033			<0.0063	U		<0.0055	U		0.0007	J	
		VMP-10-20-111810	11/17/2010	<0.01	U		0.0012	J		<0.024	U		<0.012	U		<0.01	U		<0.0022	J	U
		VMP-10-20-111810-Dup	11/17/2010	<0.005	U		0.00047	J		0.037			<0.0061	U		0.0025	J		<0.0018	J	U
		VMP-10-20-021111	2/11/2011	<0.005	U		<0.0044	U		0.0048	J		<0.006	U		<0.0052	U		0.002	J	
	30 ft	VMP-10-30	11/13/2009	<0.005	U		<0.004	U		<0.012	U		<0.006	U		<0.005	U		<0.008	U	
VMP-11	5 ft	VMP-11-5	11/17/2009	<0.037	U		<0.032	U		<0.088	U		<0.044	U		<0.038	U		<0.061	U	
		VMP-11-5-090710	9/7/2010	0.00085	J		<0.0044	U		<0.013		U	0.00087	J		<0.0053	U		<0.0084	U	
		VMP-11-5-112210	11/22/2010	<0.0053	U		<0.0046	U		0.078			<0.0063	U		0.006			<0.0088	U	
		VMP-11-5-021511	2/15/2011	0.0015	J		<0.0041	U		0.0096	J		<0.00076	J	U	<0.0048	U		<0.0077	U	
	8 ft	VMP-11-8	11/17/2009	<0.005	U		<0.004	U		0.032			<0.006	U		<0.005	U		<0.008	U	
		VMP-11-8-090810	9/8/2010	<0.0053	U		<0.0046	U		<0.0073	J	U	<0.0063	U		<0.0055	U		<0.0088	U	
		VMP-11-8-112210	11/22/2010	<0.0053	U		<0.0046	U		0.033			<0.0063	U		0.0035	J		<0.0088	U	
		VMP-11-8-021111	2/11/2011	<0.0051	U		<0.0045	U		0.0044	J		<0.0061	U		<0.0053	U		<0.0085	U	
		VMP-11-8-021111-DUP	2/11/2011	<0.0048	U		<0.0042	U		0.0062	J		<0.0058	U		<0.005	U		<0.008	U	
	29 ft	VMP-11-29	11/18/2009	<35	U		<31	U		<84	U		<42	U		<36	U		<58	U	
		VMP-11-29-090810	9/8/2010	<0.13	U		0.053	J		<0.32	U		0.059	J		<0.14	U		<0.22	U	
		VMP-11-29-112210	11/22/2010	<1.9	U		<1.6	U		<4.5	U		<2.3	U		<2	U		<3.1	U	
		VMP-11-29-112210-Dup	11/22/2010	<1.3	U		<1.2	U		<3.2	U		<1.6	U		<1.4	U		0.69	J	
		VMP-11-29-021411	2/14/2011	0.0013	J		0.0011	J		0.023			<0.0061	U		<0.0053	U		0.0014	J	
	38 ft	VMP-11-38	11/18/2009	<100	U		<89	U		<240	U		<120	U		<100	U		<170	U	
VMP-12	5 ft	VMP-12-5	11/13/2009	<13	U		<11	U		<31	U		<16	U		<13	U		<21	U	
		VMP-12-5-090310	9/3/2010	<5.5	U		<4.8	U		3.6	J		3	J		<5.7	U		<9.1	U	
		VMP-12-5-120310	12/3/2010	<54	U		<48	U		<130	U		20	J		<57	U		<90	U	
		VMP-12-5-021511	2/15/2011	<2.5	U		<2.2	U		<6	U		<3	U		<2.6	U		<4.1	U	
	11.5 ft	VMP-12-11.5	11/13/2009	<22	U		<20	U		<54	U		<27	U		<23	U		<37	U	
		VMP-12-11.5-090310	9/3/2010	<7.1	U		<6.2	U		2.4	J		11			<7.3	U		<12	U	
		VMP-12-11.5-120310	12/3/2010	<6.1	U		<5.4	U		<15	U		<7.3	U		<6.4	U		<10	U	
		VMP-12-11.5-021511	2/15/2011	<5.5	U		<4.8	U		<13	U		2.4	J		<5.7	U		<9.1	U	
		VMP-12-11.5-021511-DUP	2/15/2011	<4.7	U		<4.2	U		<11	U		1.9	J		<4.9	U		<7.8	U	
	25 ft	VMP-12-25	11/13/2009	<46	U		<41	U		<110	U		<56	U		<48	U		<77	U	
		VMP-12-25-090310	9/3/2010	<9	U		<7.9	U		<22	U		26			<9.4	U		<15	U	
		VMP-12-25-120310	12/3/2010	<0.45	U		<0.39	U		<1.1	U		<0.54	U		<0.46	U		<0.74	U	
		VMP-12-25-021511	2/15/2011	<11	U		<9.6	U		<26	U		9.7	J		<11	U		<18	U	
	39 ft	VMP-12-39	11/13/2009	<48	U		<43	U		<120	U		<58	U		<50	U		<80	U	
VMP-13	5 ft	VMP-13-5	11/16/2009	<9.9	U		<8.7	U		<24	U		<12	U		<10	U		<16	U	
		VMP 13-5-091310	9/13/2010	<0.036	U		<0.032	U		<0.086	U		<0.043	U		<0.037	U		<0.06	U	
		VMP-13-5-120110	12/1/2010	<0.0048	U		<0.00038	J	U	0.049			0.008			<0.005	U		<0.001	J	U
		VMP-13-5-021811	2/18/2011	<0.0056	U		<0.005	U		0.0066	J		<0.0068	U		<0.0059	U		<0.0094	U	
	10.5 ft	VMP-13-10.5	11/17/2009	<1.2	U		<1.1	U		<2.9	U		<1.5	U		<1.3	U		<2	U	
		VMP-13-10.5-D	11/17/2009	<1.3	U		<1.1	U		<3	U		<1.5	U		<1.3	U		<2.1	U	
		VMP 13-10.5-091310	9/13/2010	<0.013	U		<0.012	U		0.013	J		<0.016	U		<0.014	U		0.0073	J	
		VMP 13-10.5-091310-Dup	9/13/2010	<0.013	U		<0.011	U		0.012	J		<0.016	U		<0.014	U		0.0034	J	
		VMP-13-10.5-120110	12/1/2010	<0.0053	U		<0.00062	J	U	0.1			<0.0064	U		<0.0055	U		<0.0011	J	U
		VMP-13-10.5-120110-DUP	12/1/2010	<0.0055	U		<0.00076	J	U	0.13			<0.0066	U		<0.0058	U		<0.0012	J	U
		VMP-13-10.5-021811	2/18/2011	<2.2	U		<1.9	U		<5.2	U		<2.6	U		<2.3	U		<3.6	U	
		VMP-13-10.5-021811-DUP	2/18/2011	<2.1	U		<1.8	U		<5.1	U		<2.5	U		<2.2	U		<3.5	U	
	21.5 ft	VMP-13-21.5	11/17/2009	<62	U		<55	U		<150	U		<75	U		<65	U		<100	U	
		VMP 13-21.5-091310	9/13/2010	<9.9	U		<8.7	U		<24	U		<12	U		<10	U		<16	U	
		VMP-13-21.5-120110	12/1/2010	<19	U		<17	U		<46	U		<23	U		<20	U		<32	U	
		VMP-13-21.5-021811	2/18/2011	<2.9	U		<2.5	U		1.7	J		<3.4	U		0.53	J		<4.7	U	
	29.5 ft	VMP-13-29.5	11/17/2009	<120	U		<110	U		<290	U		<150	U		<130	U		<200	U	
		VMP-13-29.5-021811	2/18/2011	<88	U		<78	U		<210	U		<110	U		<92	U		<150	U	

See last page of table for notes.

TABLE 4
SUMMARY OF SOIL VAPOR ANALYTICAL DETECTIONS AND SCREENING RESULTS - PUBLIC WORKS YARD AND WRR - VOCS

Location	Depth	Sample ID	Sample Date	Tetrahydrofuran			Toluene			1,2,4-Trichlorobenzene			1,1,1-Trichloroethane (Methyl chloroform)			1,1,2-Trichloroethane			Trichloroethene		
				Result (mg/m^3)	Lab Qualifier	URS Qualifier	Result (mg/m^3)	Lab Qualifier	URS Qualifier	Result (mg/m^3)	Lab Qualifier	URS Qualifier	Result (mg/m^3)	Lab Qualifier	URS Qualifier	Result (mg/m^3)	Lab Qualifier	URS Qualifier	Result (mg/m^3)	Lab Qualifier	URS Qualifier
VMP-10	5 ft	VMP-10-5	11/11/2009	<0.003	U		0.0046			<0.033	U		<0.006	U		<0.006	U		<0.005	U	
		VMP-10-5-090710	9/7/2010	<0.0039	U		0.014			<0.039	U		<0.0072	U		<0.0072	U		<0.0071	U	
		VMP-10-5-111810	11/17/2010	<0.0036	U		<0.0046	U		<0.036	U		0.00085	J		<0.0066	U		<0.0028	J	U
		VMP-10-5-021011	2/10/2011	<0.0035	U		0.0028	J		<0.035	U		<0.0065	U		<0.0065	U		<0.0064	U	
	10 ft	VMP-10-10	11/11/2009	<0.003	U		<0.004	U		<0.034	U		<0.006	U		<0.006	U		<0.006	U	
		VMP-10-10-090710	9/7/2010	<0.0039	U		0.0014	J		<0.039	U		<0.0072	U		<0.0072	U		<0.0071	U	
		VMP-10-10-111810	11/17/2010	0.0023	J		0.0019	J		<0.038	U		0.0013	J		<0.007	U		<0.0023	J	U
		VMP-10-10-021111	2/11/2011	0.0023	J		0.0035	J		<0.03	U		<0.0055	U		<0.0055	U		0.002	J	
	20 ft	VMP-10-20	11/11/2009	<0.003	U		0.0052			<0.033	U		<0.006	U		<0.006	U		<0.006	U	
		VMP-10-20-D	11/11/2009	<0.003	U		0.0058			<0.037	U		<0.006	U		<0.006	U		<0.006	U	
		VMP-10-20-090710	9/7/2010	0.0036	J		0.005	J		<0.041	U		<0.0075	U		<0.0075	U		<0.0074	U	
		VMP-10-20-090710-DUP	9/7/2010	0.0042			0.0098			<0.038	U		<0.007	U		<0.007	U		<0.0069	U	
		VMP-10-20-111810	11/17/2010	<0.0072	U		<0.0092	U		<0.072	U		0.0024	J		<0.013	U		0.0042	J	
		VMP-10-20-111810-Dup	11/17/2010	<0.0036	U		0.0012	J		<0.037	U		0.0011	J		<0.0067	U		0.002	J	
		VMP-10-20-021111	2/11/2011	<0.0036	U		0.0064			<0.036	U		<0.0066	U		<0.0066	U		0.0033	J	
	30 ft	VMP-10-30	11/13/2009	<0.003	U		<0.004	U		<0.037	U		<0.006	U		<0.006	U		<0.006	U	
VMP-11	5 ft	VMP-11-5	11/17/2009	<0.026	U		<0.034	U		<0.26	U		<0.049	U		<0.049	U		<0.048	U	
		VMP-11-5-090710	9/7/2010	<0.0036	U		0.003	J		<0.037	U		<0.0067	U		<0.0067	U		<0.0066	U	
		VMP-11-5-112210	11/22/2010	<0.0038	U		0.0024	J		<0.038	U		<0.007	U		<0.007	U		<0.0069	U	
		VMP-11-5-021511	2/15/2011	<0.0034	U		0.0069			<0.034	U		<0.0062	U		<0.0062	U		0.0024	J	
	8 ft	VMP-11-8	11/17/2009	<0.003	U		<0.004	U		<0.037	U		<0.006	U		<0.006	U		<0.006	U	
		VMP-11-8-090810	9/8/2010	<0.0038	U		0.0025	J		<0.038	U		<0.007	U		<0.007	U		<0.0069	U	
		VMP-11-8-112210	11/22/2010	<0.0038	U		<0.0012	J	U	<0.038	U		<0.007	U		<0.007	U		<0.0069	U	
		VMP-11-8-021111	2/11/2011	<0.0037	U		<0.0047	U		<0.037	U		<0.0068	U		<0.0068	U		0.0034	J	
		VMP-11-8-021111-DUP	2/11/2011	<0.0035	U		<0.0044	U		<0.035	U		<0.0064	U		<0.0064	U		0.0031	J	
	29 ft	VMP-11-29	11/18/2009	<25	U		<32	U		<250	U		<46	U		<46	U		<46	U	
		VMP-11-29-090810	9/8/2010	<0.095	U		<0.12	U		<0.96	U		<0.18	U		<0.18	U		<0.17	U	
		VMP-11-29-112210	11/22/2010	<1.4	U		<1.7	U		<14	U		<2.5	U		<2.5	U		<2.5	U	
		VMP-11-29-112210-Dup	11/22/2010	<0.94	U		<1.2	U		<9.5	U		<1.7	U		<1.7	U		<1.7	U	
		VMP-11-29-021411	2/14/2011	<0.0037	U		0.0027	J		<0.037	U		<0.0068	U		<0.0068	U		0.0028	J	
	38 ft	VMP-11-38	11/18/2009	<73	U		<93	U		<730	U		<130	U		<130	U		<130	U	
VMP-12	5 ft	VMP-12-5	11/13/2009	<9.3	U		<12	U		<94	U	UJ	<17	U		<17	U		<17	U	
		VMP-12-5-090310	9/3/2010	<4	U		1	J		<40	U		<7.3	U		<7.3	U		<7.2	U	
		VMP-12-5-120310	12/3/2010	<39	U		<50	U		<390	U		<72	U		<72	U		<71	U	
		VMP-12-5-021511	2/15/2011	<1.8	U		0.74	J		<18	U		<3.3	U		<3.3	U		<3.3	U	
	11.5 ft	VMP-12-11.5	11/13/2009	<16	U		<21	U		<160	U	UJ	<30	U		<30	U		<30	U	
		VMP-12-11.5-090310	9/3/2010	<5.1	U		1.1	J		<51	U		<9.4	U		<9.4	U		<9.3	U	
		VMP-12-11.5-120310	12/3/2010	<4.4	U		<5.6	U		<44	U		<8.2	U		<8.2	U		<8	U	
		VMP-12-11.5-021511	2/15/2011	<4	U		1.5	J		<40	U		<7.3	U		<7.3	U		<7.2	U	
		VMP-12-11.5-021511-DUP	2/15/2011	<3.4	U		1.7	J		<34	U		<6.3	U		<6.3	U		<6.2	U	
	25 ft	VMP-12-25	11/13/2009	<33	U		<42	U		<340	UJ	UJ	<62	U		<62	U		<61	U	
		VMP-12-25-090310	9/3/2010	<6.5	U		2.9	J		<65	U		<12	U		<12	U		<12	U	
		VMP-12-25-120310	12/3/2010	<0.32	U		<0.41	U		<3.2	U		<0.59	U		<0.59	U		<0.58	U	
		VMP-12-25-021511	2/15/2011	<7.8	U		12			<79	U		<14	U		<14	U		<14	U	
	39 ft	VMP-12-39	11/13/2009	<35	U		<45	U		<350	UJ	UJ	<65	U		<65	U		<64	U	
VMP-13	5 ft	VMP-13-5	11/16/2009	<7.1	U		<9.1	U		<72	UJ	UJ	<13	U		<13	U		<13	U	
		VMP 13-5-091310	9/13/2010	<0.026	U		0.025	J		<0.26	U		<0.048	U		<0.048	U		<0.047	U	
		VMP-13-5-120110	12/1/2010	<0.0034	U		0.036			<0.034	U		<0.0064	U		<0.0064	U		<0.0015	J	U
		VMP-13-5-021811	2/18/2011	<0.0041	U		0.011			<0.041	U		<0.0075	U		<0.0075	U		<0.0074	U	
	10.5 ft	VMP-13-10.5	11/17/2009	<0.88	U		<1.1	U		<8.8	UJ	UJ	<1.6	U		<1.6	U		<1.6	U	
		VMP-13-10.5-D	11/17/2009	<0.91	U		<1.2	U		<9.2	U	UJ	<1.7	U		<1.7	U		<1.7	U	
		VMP 13-10.5-091310	9/13/2010	<0.0096	U		0.0075	J		<0.097	U		<0.018	U		<0.018	U		<0.018	U	
		VMP 13-10.5-091310-Dup	9/13/2010	<0.0094	U		0.0074	J		<0.094	U		<0.017	U		<0.017	U		<0.017	U	
		VMP-13-10.5-120110	12/1/2010	<0.0038	U		0.0011	J		<0.038	U		0.001	J		<0.0071	U		<0.0021	J	U
		VMP-13-10.5-120110-DUP	12/1/2010	<0.004	U		0.00092	J		<0.04	U		0.0011	J		<0.0074	U		<0.002	J	U
		VMP-13-10.5-021811	2/18/2011	<1.6	U		<2	U		<16	U		<2.9	U		<2.9	U		<2.9	U	
		VMP-13-10.5-021811-DUP	2/18/2011	<1.5	U		<1.9	U		<15	U		<2.8	U		<2.8	U		<2.8	U	
	21.5 ft	VMP-13-21.5	11/17/2009	<45	U		<57	U		<450	U	UJ	<83	U		<83	U		<82	U	
		VMP 13-21.5-091310	9/13/2010	<7.1	U		3.7	J		<72	U		<13	U		<13	U		<13	U	
		VMP-13-21.5-120110	12/1/2010	<14	U		<18	U		<140	U		<26	U		<26	U		<25	U	
		VMP-13-21.5-021811	2/18/2011	<2.1	U		0.54	J		<21	U		<3.8	U		<3.8	U		<3.8	U	
	29.5 ft	VMP-13-29.5	11/17/2009	<88	U		120			<880	U	UJ	<160	U		<160	U		<160	U	
		VMP-13-29.5-021811	2/18/2011	<64	U		16	J		<640	U		<120	U		<120	U		<120	U	

See last page of table for notes.

TABLE 4
SUMMARY OF SOIL VAPOR ANALYTICAL DETECTIONS AND SCREENING RESULTS - PUBLIC WORKS YARD AND WRR - VOCS

Location	Depth	Sample ID	Sample Date	Trichlorofluoromethane			1,2,4-Trimethylbenzene			1,3,5-Trimethylbenzene			2,2,4-Trimethylpentane			m,p-Xylene			o-Xylenes		
				Result (mg/m^3)	Lab Qualifier	URS Qualifier	Result (mg/m^3)	Lab Qualifier	URS Qualifier	Result (mg/m^3)	Lab Qualifier	URS Qualifier	Result (mg/m^3)	Lab Qualifier	URS Qualifier	Result (mg/m^3)	Lab Qualifier	URS Qualifier	Result (mg/m^3)	Lab Qualifier	URS Qualifier
VMP-10	5 ft	VMP-10-5	11/11/2009	<0.006	U		<0.005	U		<0.005	U		<0.005	U		<0.004	U		<0.004	U	
		VMP-10-5-090710	9/7/2010	0.001	J		0.007			0.0023	J		0.093			0.014			0.0065		
		VMP-10-5-111810	11/17/2010	0.00082	J		<0.0059	U		<0.0059	U		0.025			<0.00046	J	U	<0.0052	U	
		VMP-10-5-021011	2/10/2011	<0.0067	U		0.0013	J		<0.0058	U		0.2			0.0046	J		0.0011	J	
	10 ft	VMP-10-10	11/11/2009	<0.006	U		<0.005	U		<0.005	U		<0.005	U		<0.005	U		<0.005	U	
		VMP-10-10-090710	9/7/2010	0.00097	J		<0.0065	U		<0.0065	U		0.048			0.0011	J		<0.0057	U	
		VMP-10-10-111810	11/17/2010	0.00098	J		<0.0063	U		<0.0063	U		0.026			<0.00063	J	U	<0.0056	U	
		VMP-10-10-021111	2/11/2011	0.00063	J		<0.0011	J	U	<0.005	U		0.018			0.0034	J		0.0011	J	
	20 ft	VMP-10-20	11/11/2009	<0.006	U		<0.005	U		<0.005	U		<0.005	U		<0.004	U		<0.004	U	
		VMP-10-20-D	11/11/2009	<0.006	U		<0.006	U		<0.006	U		<0.005	U		<0.005	U		<0.005	U	
		VMP-10-20-090710	9/7/2010	0.0013	J		0.0016	J		<0.0068	U		0.027		J	0.0043	J		0.0015	J	
		VMP-10-20-090710-DUP	9/7/2010	0.0018	J		0.0013	J		<0.0063	U		0.011		J	0.0037	J		0.0013	J	
		VMP-10-20-111810	11/17/2010	<0.014	U		<0.012	U		<0.012	U		0.01	J	J	<0.011	U		<0.011	U	
		VMP-10-20-111810-Dup	11/17/2010	0.00085	J		<0.0061	U		<0.0061	U		0.03		J	<0.00056	J	U	<0.0054	U	
		VMP-10-20-021111	2/11/2011	<0.0068	U		<0.006	U		<0.006	U		0.014			0.00059	J		<0.0053	U	
	30 ft	VMP-10-30	11/13/2009	<0.007	U		<0.006	U		<0.006	U		<0.005	U		<0.005	U		<0.005	U	
VMP-11	5 ft	VMP-11-5	11/17/2009	<0.05	U		<0.044	U		<0.044	U		<0.042	U		<0.039	U		<0.039	U	
		VMP-11-5-090710	9/7/2010	0.0012	J		<0.0061	U		<0.0061	U		0.041			0.0015	J		<0.0054	U	
		VMP-11-5-112210	11/22/2010	<0.0072	U		<0.0063	U		<0.0063	U		0.0019	J		<0.00071	J	U	<0.0056	U	
		VMP-11-5-021511	2/15/2011	0.001	J		<0.0014	J	U	<0.0056	U		0.065			0.0089			0.0029	J	
	8 ft	VMP-11-8	11/17/2009	<0.006	U		<0.006	U		<0.006	U		<0.005	U		<0.005	U		<0.005	U	
		VMP-11-8-090810	9/8/2010	0.002	J		<0.0063	U		<0.0063	U		0.01			<0.0013	J	U	<0.0056	U	
		VMP-11-8-112210	11/22/2010	<0.0072	U		<0.0063	U		<0.0063	U		0.0024	J		<0.00073	J	U	<0.0056	U	
		VMP-11-8-021111	2/11/2011	<0.007	U		<0.0061	U		<0.0061	U		0.012			<0.0054	U		<0.0054	U	
		VMP-11-8-021111-DUP	2/11/2011	0.001	J		<0.0058	U		<0.0058	U		0.0085			<0.0051	U		<0.0051	U	
	29 ft	VMP-11-29	11/18/2009	<48	U		<42	U		<42	U		<40	U		<37	U		<37	U	
		VMP-11-29-090810	9/8/2010	<0.18	U		0.17			0.088	J		1.1			0.1	J		0.072	J	
		VMP-11-29-112210	11/22/2010	<2.6	U		<2.3	U		<2.3	U		1.8	J		<2	U		<2	U	
		VMP-11-29-112210-Dup	11/22/2010	<1.8	U		<1.6	U		<1.6	U		1.8			<1.4	U		<1.4	U	
		VMP-11-29-021411	2/14/2011	<0.007	U		<0.0014	J	U	<0.0061	U		0.19			0.0043	J		0.0016	J	
	38 ft	VMP-11-38	11/18/2009	<140	U		<120	U		<120	U		<120	U		<110	U		<110	U	
VMP-12	5 ft	VMP-12-5	11/13/2009	<18	U		<16	U		<16	U		1500			<14	U		<14	U	
		VMP-12-5-090310	9/3/2010	<7.6	U		<6.6	U		<6.6	U		1700			<5.8	U		<5.8	U	
		VMP-12-5-120310	12/3/2010	<75	U		<65	U		<65	U		1700			<58	U		<58	U	
		VMP-12-5-021511	2/15/2011	<3.4	U		<3	U		<3	U		610			<2.6	U		<2.6	U	
	11.5 ft	VMP-12-11.5	11/13/2009	<31	U		<27	U		<27	U		1500			<24	U		<24	U	
		VMP-12-11.5-090310	9/3/2010	<9.7	U		<8.5	U		<8.5	U		1700			<7.5	U		<7.5	U	
		VMP-12-11.5-120310	12/3/2010	<8.4	U		<7.3	U		<7.3	U		910			<6.5	U		<6.5	U	
		VMP-12-11.5-021511	2/15/2011	<7.5	U		<6.6	U		<6.6	U		1300			<5.8	U		<5.8	U	
		VMP-12-11.5-021511-DUP	2/15/2011	<6.5	U		<5.7	U		<5.7	U		1100			<5	U		<5	U	
	25 ft	VMP-12-25	11/13/2009	<63	U		<56	U		<56	U		1600			<49	U		<49	U	
		VMP-12-25-090310	9/3/2010	<12	U		<11	U		<11	U		1300			<9.6	U		<9.6	U	
		VMP-12-25-120310	12/3/2010	<0.61	U		<0.54	U		<0.54	U		120			<0.47	U		<0.47	U	
		VMP-12-25-021511	2/15/2011	<15	U		<13	U		<13	U		990			5.8	J		<12	U	
	39 ft	VMP-12-39	11/13/2009	<66	U		<58	U		<58	U		1500			<51	U		<51	U	
VMP-13	5 ft	VMP-13-5	11/16/2009	<14	U		<12	U		<12	U		28			<10	U		<10	U	
		VMP 13-5-091310	9/13/2010	<0.049	U		<0.043	U		<0.043	U		0.073			0.0064	J		<0.038	U	
		VMP-13-5-120110	12/1/2010	0.0015	J		0.037			0.0091			0.13			0.11			0.037		
		VMP-13-5-021811	2/18/2011	<0.0078	U		<0.0068	U		<0.0068	U		0.0028	J		<0.006	U		<0.006	U	
	10.5 ft	VMP-13-10.5	11/17/2009	<1.7	U		<1.5	U		<1.5	U		2.6			<1.3	U		<1.3	U	
		VMP-13-10.5-D	11/17/2009	<1.7	U		<1.5	U		<1.5	U		2.8			<1.3	U		<1.3	U	
		VMP 13-10.5-091310	9/13/2010	<0.018	U		<0.016	U		<0.016	U		0.38			<0.014	U		<0.014	U	
		VMP 13-10.5-091310-Dup	9/13/2010	<0.018	U		<0.016	U		<0.016	U		0.4			0.0025	J		<0.014	U	
		VMP-13-10.5-120110	12/1/2010	0.0015	J		<0.0064	U		<0.0064	U		0.081			<0.0014	J	U	<0.0056	U	
		VMP-13-10.5-120110-DUP	12/1/2010	0.0013	J		<0.0066	U		<0.0066	U		0.097			<0.00085	J	U	<0.0059	U	
		VMP-13-10.5-021811	2/18/2011	<3	U		<2.6	U		<2.6	U		17			<2.3	U		<2.3	U	
		VMP-13-10.5-021811-DUP	2/18/2011	<2.9	U		<2.5	U		<2.5	U		18			<2.2	U		<2.2	U	
	21.5 ft	VMP-13-21.5	11/17/2009	<85	U		<75	U		<75	U		<71	U		<66	U		<66	U	
		VMP 13-21.5-091310	9/13/2010	<14	U		<12	U		<12	U		43			<10	U		<10	U	
		VMP-13-21.5-120110	12/1/2010	<26	U		<23	U		<23	U		57			<20	U		<20	U	
		VMP-13-21.5-021811	2/18/2011	<3.9	U		<3.4	U		<3.4	U		15			<3	U		<3	U	
	29.5 ft	VMP-13-29.5	11/17/2009	<170	U		<150	U		<150	U		<140	U		<130	U		<130	U	
		VMP-13-29.5-021811	2/18/2011	<120	U		<110	U		<110	U		<100	U		<94	U		<94	U	

See last page of table for notes.

TABLE 4
SUMMARY OF SOIL VAPOR ANALYTICAL DETECTIONS AND SCREENING RESULTS - PUBLIC WORKS YARD AND WRR - VOCS

Location	Depth	Sample ID	Sample Date	Acetone			Benzene			Bromodichloromethane			Bromomethane			1,3-Butadiene			2-Butanone			Carbon disulfide		
				Result (mg/m^3)	Lab Qualifier	URS Qualifier	Result (mg/m^3)	Lab Qualifier	URS Qualifier	Result (mg/m^3)	Lab Qualifier	URS Qualifier	Result (mg/m^3)	Lab Qualifier	URS Qualifier	Result (mg/m^3)	Lab Qualifier	URS Qualifier	Result (mg/m^3)	Lab Qualifier	URS Qualifier	Result (mg/m^3)	Lab Qualifier	URS Qualifier
VMP-14	5 ft	VMP-14-5	11/20/2009	<0.024	U		0.021			<0.017	U		<0.01	U		<0.005	U		<0.007	U		<0.008	U	
		VMP 14-5-091010	9/10/2010	<0.59	U		0.71			<0.42	U		<0.24	U		<0.14	U		<0.18	U		<0.19	U	
		VMP-14-5-120110	12/1/2010	0.017			0.008			0.0012	J		<0.0047	U		<0.0026	U		0.0028	J		<0.0037	U	
		VMP-14-5-021711	2/17/2011	0.0069	J		1.2			<0.0088	U		<0.0051	U		<0.0029	U		<0.0039	U		<0.0037	J	U
	11.5 ft	VMP-14-11.5	11/16/2009	<2.9	U		550			<2.1	U		<1.2	U		<0.68	U		<0.91	U		<0.96	U	
		VMP 14-11.5-091010	9/10/2010	<9.1	U		52			<6.4	U		<3.7	U		<2.1	U		<2.8	U		<3	U	
		VMP-14-11.5-120110	12/2/2010	<0.8	U		0.28			<0.56	U		<0.33	U		<0.18	U		<0.25	U		<0.26	U	
		VMP-14-11.5-120110-DUP	12/2/2010	<0.72	U		0.28			<0.51	U		<0.3	U		<0.17	U		<0.22	U		<0.24	U	
		VMP-14-11.5-021711	2/17/2011	<0.26	U		0.86			<0.18	U		<0.11	U		<0.061	U		<0.081	U		0.052	J	
		VMP-14-11.5-021711-DUP	2/17/2011	<0.26	U		1			<0.18	U		<0.11	U		<0.061	U		<0.081	U		0.041	J	
	20 ft	VMP-14-20	11/16/2009	<110	U		26000			<80	U		<46	U		<26	U		<35	U		<37	U	
		VMP 14-20-091010	9/10/2010	<140	U		37000			<97	U		<56	U		<32	U		<43	U		<45	U	
		VMP 14-20-091010-Dup	9/10/2010	<140	U		35000			<100	U		<59	U		<33	U		<44	U		<47	U	
		VMP-14-20-120110	12/2/2010	<370	U		47000			<260	U		<150	U		<87	U		<120	U		<120	U	
		VMP-14-20-021811	2/18/2011	<210	U		20000			<150	U		<86	U		<49	U		<65	U		<69	U	
	29 ft	VMP-14-29	11/16/2009	<440	U		79000			<310	U		<180	U		<100	U		<140	U		<140	U	
		VMP-14-29-021811	2/18/2011	240	J		40000			<220	U		<120	U		<71	U		<95	U		<100	U	
VMP-15	5 ft	VMP-15-5	11/18/2009	<0.012	U		0.55		J	<0.008	U		<0.004	U		<0.002	U		<0.003	U		<0.003	U	
		VMP-15-5-D	11/18/2009	<0.012	U		0.26		J	<0.008	U		<0.004	U		<0.002	U		<0.003	U		0.0063		
		VMP 15-5-091410	9/14/2010	0.015			0.61			<0.0084	U		<0.0027	J	U	<0.0028	U		0.001	J		<0.0028	J	U
		VMP-15-5-113010	11/30/2010	<0.28	U		<0.096	U		<0.2	U		<0.12	U		<0.066	U		<0.088	U		<0.093	U	
		VMP-15-5-021611	2/16/2011	0.33			2			<0.19	U		<0.11	U		<0.062	U		0.08	J		0.11		
	21.5 ft	VMP-15-21.5	11/18/2009	<5.4	U		11			<3.8	U		<2.2	U		<1.3	U		<1.7	U		<1.8	U	
		VMP 15-21.5-091410	9/14/2010	<1.3	U		0.61			<0.92	U		<0.53	U		<0.3	U		<0.4	U		<0.43	U	
		VMP-15-21.5-113010	11/30/2010	<1.5	U		<0.51	U		<1.1	U		<0.62	U		<0.36	U		<0.47	U		<0.5	U	
		VMP-15-21.5-021611	2/16/2011	<1.1	U		2.2			<0.75	U		<0.43	U		<0.25	U		<0.33	U		<0.35	U	
	25.5 ft	VMP-15-25.5	11/18/2009	<5.6	U		18			<4	U		<2.3	U		<1.3	U		<1.8	U		<1.8	U	
		VMP 15-25.5-091410	9/14/2010	0.013			0.3			<0.0086	U		<0.005	U		<0.0028	U		0.0015	J		<0.0028	J	U
		VMP-15-25.5-021611	2/16/2011	<0.16	U		0.36			<0.12	U		<0.067	U		<0.038	U		<0.051	U		0.028	J	
	29 ft	VMP-15-29	11/19/2009	<7.1	U		30			<5	U		<2.9	U		<1.6	U		<2.2	U		<2.3	U	
VMP-16	5 ft	VMP-16-5	11/20/2009	<0.16	U		0.13			<0.11	U		<0.065	U		<0.037	U		<0.05	U		<0.052	U	
		VMP-16-5-090210	9/2/2010	<23	U		17			<16	U		<9.2	U		<5.3	U		<7	U		<7.4	U	
		VMP-16-5-112910	11/29/2010	<10	U		16		J	<7.3	U		<4.2	U		<2.4	U		<3.2	U		<3.4	U	
		VMP-16-5-021511	2/15/2011	<6.3	U		10		J	<4.4	U		<2.6	U		<1.5	U		<1.9	U		<2	U	
	13.5 ft	VMP-16-13.5	11/19/2009	<0.71	U		0.69			<0.5	U		<0.29	U		<0.16	U		<0.22	U		<0.23	U	
		VMP-16-13.5-090210	9/2/2010	3.6	J		17			<16	U		<9.6	U		<5.5	U		<7.3	U		<7.7	U	
		VMP-16-13.5-090210-DUP	9/2/2010	<23	U		16			<16	U		<9.6	U		<5.5	U		<7.3	U		<7.7	U	
		VMP-16-13.5-112910	11/29/2010	<66	U		21	J		<47	U		<27	U		<15	U		<21	U		<22	U	
		VMP-16-13.5-021611	2/16/2011	<13	U		7.1			<9	U		<5.2	U		<3	U		<4	U		<4.2	U	
		VMP-16-13.5-021611-DUP	2/16/2011	<12	U		9.3			<8.8	U		<5.1	U		<2.9	U		<3.9	U		<4.1	U	
	19 ft	VMP-16-19	11/19/2009	<6.1	U		4.6			<4.3	U		<2.5	U		<1.4	U		<1.9	U		<2	U	
		VMP-16-19-090210	9/2/2010	<23	U		27			<16	U		<9.6	U		<5.5	U		<7.3	U		<7.7	U	
		VMP-16-19-112910	11/29/2010	<51	U		20			<36	U		<21	U		<12	U		<16	U		<17	U	
		VMP-16-19-021611	2/16/2011	<12	U		7.7			<8.6	U		<5	U		<2.8	U		<3.8	U		<4	U	
	31 ft	VMP-16-31	11/19/2009	<9.2	U		<3.1	U		<6.5	U		<3.8	U		<2.1	U		<2.9	U		<3	U	
		VMP-16-31-D	11/19/2009	<9.2	U		<3.1	U		<6.5	U		<3.8	U		<2.1	U		<2.9	U		<3	U	
		VMP-16-31-112910	11/29/2010	<52	U		20			<36	U		<21	U		<12	U		<16	U		<17	U	
VMP-17	5 ft	VMP-17-5	6/21/2010	0.06		J	0.0051			<0.009	U		<0.005	U		<0.003	U		0.018		J	<0.004	U	
		VMP-17-5-DUP	6/21/2010	0.027		J	0.0044	J		<0.01	U		<0.005	U		<0.003	U		0.0028	J	J	<0.00099	J	U
		VMP-17-5-090110	9/1/2010	0.25			0.0086			<0.009	U		<0.0052	U		<0.003	U		0.096			<0.0016	J	U
		VMP-17-5-112210	11/22/2010	0.03			0.0044			<0.009	U		<0.0052	U		<0.003	U		0.0048			<0.002	J	U
		VMP-17-5-020711	2/7/2011	0.012	J		0.0061			<0.0084	U		<0.0049	U		<0.0028	U		<0.0037	U		<0.0039	U	
VMP-25	5 ft	VMP-25-5-031511	3/15/2011	3.6			0.82			<0.081	U		<0.047	U		<0.027	U		<0.14	U		0.0047	J	
	21 ft	VMP-25-21-031511	3/15/2011	1200		J	97		J	<16	U		<9.2	U		<5.2	U		<28	U		6.3	J	
		VMP-25-21-031511-DUP	3/15/2011	1800		J	140		J	<20	U		<12	U		<6.7	U		<36	U		9	J	

See last page of table for notes.

TABLE 4
SUMMARY OF SOIL VAPOR ANALYTICAL DETECTIONS AND SCREENING RESULTS - PUBLIC WORKS YARD AND WRR - VOCS

Location	Depth	Sample ID	Sample Date	Carbon tetrachloride			Chlorobenzene			Chloroethane			Chloroform			Chloromethane			alpha-Chlorotoluene			Cyclohexane		
				Result (mg/m^3)	Lab Qualifier	URS Qualifier	Result (mg/m^3)	Lab Qualifier	URS Qualifier	Result (mg/m^3)	Lab Qualifier	URS Qualifier	Result (mg/m^3)	Lab Qualifier	URS Qualifier	Result (mg/m^3)	Lab Qualifier	URS Qualifier	Result (mg/m^3)	Lab Qualifier	URS Qualifier	Result (mg/m^3)	Lab Qualifier	URS Qualifier
VMP-14	5 ft	VMP-14-5	11/20/2009	<0.016	U		<0.012	U		<0.006	U		<0.012	U		<0.021	U		<0.013	U		<0.008	U	
		VMP 14-5-091010	9/10/2010	<0.39	U		<0.28	U		<0.16	U		<0.3	U		<0.51	U		<0.32	U		0.85		
		VMP-14-5-120110	12/1/2010	<0.0076	U		<0.0055	U		<0.0032	U		0.00067	J		<0.0099	U		<0.0062	U		0.001	J	
		VMP-14-5-021711	2/17/2011	<0.0083	U		<0.0061	U		<0.0035	U		<0.0064	U		<0.011	U		<0.0068	U		0.069		
	11.5 ft	VMP-14-11.5	11/16/2009	<1.9	U		<1.4	U		<0.81	U		<1.5	U		<2.5	U		<1.6	U		180		
		VMP 14-11.5-091010	9/10/2010	<6	U		<4.4	U		<2.5	U		<4.7	U		<7.9	U		<4.9	U		140		
		VMP-14-11.5-120110	12/2/2010	<0.53	U		<0.39	U		<0.22	U		<0.41	U		<0.69	U		<0.43	U		3.6		
		VMP-14-11.5-120110-DUP	12/2/2010	<0.48	U		<0.35	U		<0.2	U		<0.37	U		<0.63	U		<0.39	U		3.7		
		VMP-14-11.5-021711	2/17/2011	<0.17	U		<0.13	U		<0.073	U		<0.13	U		<0.23	U		<0.14	U		2.7		
		VMP-14-11.5-021711-DUP	2/17/2011	<0.17	U		<0.13	U		<0.073	U		<0.13	U		<0.23	U		<0.14	U		3		
	20 ft	VMP-14-20	11/16/2009	<75	U		<55	U		<31	U		<58	U		<98	U		<62	U		160		
		VMP 14-20-091010	9/10/2010	<92	U		<67	U		<38	U		<71	U		<120	U		<75	U		250		
		VMP 14-20-091010-Dup	9/10/2010	<95	U		<70	U		<40	U		<74	U		<120	U		<78	U		240		
		VMP-14-20-120110	12/2/2010	<250	U		<180	U		<100	U		<190	U		<320	U		<200	U		310		
		VMP-14-20-021811	2/18/2011	<140	U		<100	U		<58	U		<110	U		<180	U		<110	U		160		
	29 ft	VMP-14-29	11/16/2009	<290	U		<210	U		<120	U		<230	U		<380	U		<240	U		350		
		VMP-14-29-021811	2/18/2011	<200	U		<150	U		<85	U		<160	U		<260	U		<170	U		180		
VMP-15	5 ft	VMP-15-5	11/18/2009	<0.008	U		<0.005	U		<0.003	U		<0.006	U		<0.01	U		<0.006	U		<0.004	U	
		VMP-15-5-D	11/18/2009	<0.008	U		<0.005	U		<0.003	U		<0.006	U		<0.01	U		<0.006	U		<0.004	U	
		VMP 15-5-091410	9/14/2010	<0.0079	U		<0.0058	U		<0.0033	U		0.0013	J		<0.01	U		<0.0065	U		0.0048		
		VMP-15-5-113010	11/30/2010	<0.19	U		<0.14	U		0.22			<0.15	U		<0.25	UJ	UJ	<0.15	U		8.6		
		VMP-15-5-021611	2/16/2011	<0.18	U		<0.13	U		<0.074	U		<0.14	U		<0.23	U		<0.14	U		0.29		
	21.5 ft	VMP-15-21.5	11/18/2009	<3.6	U		<2.6	U		<1.5	U		<2.8	U		<4.7	U		<3	U		460		
		VMP 15-21.5-091410	9/14/2010	<0.86	U		<0.63	U		<0.36	U		<0.67	U		<1.1	U		<0.71	U		4		
		VMP-15-21.5-113010	11/30/2010	<1	U		<0.74	U		<0.42	U		<0.78	U		<1.3	UJ	UJ	<0.83	U		6		
		VMP-15-21.5-021611	2/16/2011	<0.7	U		<0.52	U		<0.3	U		<0.55	U		<0.92	U		<0.58	U		2.4		
	25.5 ft	VMP-15-25.5	11/18/2009	<3.7	U		<2.7	U		<1.6	U		<2.9	U		<4.9	U		<3.1	U		560		
		VMP 15-25.5-091410	9/14/2010	<0.0081	U		<0.0059	U		<0.0034	U		0.0023	J		<0.011	U		<0.0067	U		0.084		
		VMP-15-25.5-021611	2/16/2011	<0.11	U		<0.079	U		<0.045	U		<0.084	U		<0.14	U		<0.089	U		0.45		
	29 ft	VMP-15-29	11/19/2009	<4.7	U		<3.4	U		<2	U		<3.6	U		<6.2	U		<3.8	U		640		
VMP-16	5 ft	VMP-16-5	11/20/2009	<0.11	U		<0.078	U		<0.044	U		<0.082	U		<0.14	U		<0.087	U		<0.058	U	
		VMP-16-5-090210	9/2/2010	<15	U		<11	U		<6.3	U		<12	U		<20	U		<12	U		160		
		VMP-16-5-112910	11/29/2010	<6.8	U		<5	U		2.4	J	J	<5.3	U		<9	UJ	UJ	<5.6	U		150		J
		VMP-16-5-021511	2/15/2011	<4.2	U		<3	U		<1.7	U		<3.2	U		<5.4	U		<3.4	U		99		J
	13.5 ft	VMP-16-13.5	11/19/2009	<0.47	U		<0.34	U		<0.2	U		<0.36	U		<0.62	U		<0.38	U		1		
		VMP-16-13.5-090210	9/2/2010	<16	U		<11	U		<6.5	U		<12	U		<20	U		<13	U		150		
		VMP-16-13.5-090210-DUP	9/2/2010	<16	U		<11	U		<6.5	U		<12	U		<20	U		<13	U		140		
		VMP-16-13.5-112910	11/29/2010	<44	U		<32	U		<18	U		<34	U		<58	UJ	UJ	<36	U		180		
		VMP-16-13.5-021611	2/16/2011	<8.5	U		<6.2	U		<3.5	U		<6.6	U		<11	U		<7	U		78		
		VMP-16-13.5-021611-DUP	2/16/2011	<8.3	U		<6.1	U		<3.5	U		<6.4	U		<11	U		<6.8	U		84		
	19 ft	VMP-16-19	11/19/2009	<4	U		<3	U		<1.7	U		<3.1	U		<5.3	U		<3.3	U		8.2		
		VMP-16-19-090210	9/2/2010	<16	U		<11	U		<6.5	U		<12	U		<20	U		<13	U		190		
		VMP-16-19-112910	11/29/2010	<34	U		<25	U		<14	U		<26	U		<45	UJ	UJ	<28	U		170		
		VMP-16-19-021611	2/16/2011	<8.1	U		<5.9	U		<3.4	U		<6.3	U		<11	U		<6.7	U		80		
	31 ft	VMP-16-31	11/19/2009	<6.1	U		<4.5	U		<2.6	U		<4.7	U		<8	U		<5	U		15		J
		VMP-16-31-D	11/19/2009	<6.1	U		<4.5	U		<2.6	U		<4.7	U		<8	U		<5	U		<3.3	U	UJ
		VMP-16-31-112910	11/29/2010	<34	U		<25	U		<14	U		<27	U		<45	UJ	UJ	<28	U		170		
VMP-17	5 ft	VMP-17-5	6/21/2010	<0.009	U		<0.006	U		<0.003	U		<0.007	U		<0.012	U		<0.007	U		0.36		
		VMP-17-5-DUP	6/21/2010	<0.009	U		<0.006	U		<0.004	U		<0.007	U		<0.012	U		<0.007	U		0.32		
		VMP-17-5-090110	9/1/2010	<0.0085	U		<0.0012	J	U	<0.0035	U		<0.0066	U		0.0045	J		<0.007	U		0.02		
		VMP-17-5-112210	11/22/2010	<0.0085	U		<0.0062	U		<0.0035	U		<0.0066	U		0.0035	J		<0.007	U		<0.0046	U	
		VMP-17-5-020711	2/7/2011	<0.0079	U		<0.0058	U		<0.0033	U		<0.0062	U		<0.01	U		<0.0065	U		0.029		
VMP-25	5 ft	VMP-25-5-031511	3/15/2011	<0.076	U		1			<0.13	U		0.048	J		<0.1	U		<0.063	U		6		
	21 ft	VMP-25-21-031511	3/15/2011	<15	U		29		J	3.7	J		<12	U		<20	U		<12	U		1400		J
		VMP-25-21-031511-DUP	3/15/2011	<19	U		44		J	<32	U		<15	U		<25	U		<16	U		2200		J

See last page of table for notes.

TABLE 4
SUMMARY OF SOIL VAPOR ANALYTICAL DETECTIONS AND SCREENING RESULTS - PUBLIC WORKS YARD AND WRR - VOCS

Location	Depth	Sample ID	Sample Date	1,2-Dibromoethane			1,2-Dichlorobenzene			1,3-Dichlorobenzene			1,4-Dichlorobenzene			Dichlorodifluoromethane			1,1-Dichloroethane			1,2-Dichloroethane		
				Result (mg/m^3)	Lab Qualifier	URS Qualifier	Result (mg/m^3)	Lab Qualifier	URS Qualifier	Result (mg/m^3)	Lab Qualifier	URS Qualifier	Result (mg/m^3)	Lab Qualifier	URS Qualifier	Result (mg/m^3)	Lab Qualifier	URS Qualifier	Result (mg/m^3)	Lab Qualifier	URS Qualifier	Result (mg/m^3)	Lab Qualifier	URS Qualifier
VMP-14	5 ft	VMP-14-5	11/20/2009	<0.02	U		<0.016	U		<0.016	U		<0.016	U		<0.013	U		<0.01	U		<0.01	U	
		VMP 14-5-091010	9/10/2010	<0.48	U		<0.37	U		<0.37	U		<0.37	U		<0.31	U		<0.25	U		<0.25	U	
		VMP-14-5-120110	12/1/2010	<0.0092	U		<0.0072	U		<0.0072	U		<0.0072	U		0.0025	J		<0.0048	U		<0.0048	U	
		VMP-14-5-021711	2/17/2011	<0.01	U		<0.0079	U		<0.0079	U		<0.0079	U		0.0023	J		<0.0053	U		<0.0053	U	
	11.5 ft	VMP-14-11.5	11/16/2009	<2.4	U		<1.8	U		<1.8	U		<1.8	U		<1.5	U		<1.2	U		<1.2	U	
		VMP 14-11.5-091010	9/10/2010	<7.3	U		<5.7	U		<5.7	U		<5.7	U		<4.7	U		<3.9	U		<3.9	U	
		VMP-14-11.5-120110	12/2/2010	<0.64	U		<0.5	U		<0.5	U		<0.5	U		<0.42	U		<0.34	U		<0.34	U	
		VMP-14-11.5-120110-DUP	12/2/2010	<0.58	U		<0.46	U		<0.46	U		<0.46	U		<0.38	U		<0.31	U		<0.31	U	
		VMP-14-11.5-021711	2/17/2011	<0.21	U		<0.16	U		<0.16	U		<0.16	U		<0.14	U		<0.11	U		<0.11	U	
		VMP-14-11.5-021711-DUP	2/17/2011	<0.21	U		<0.16	U		<0.16	U		<0.16	U		<0.14	U		<0.11	U		<0.11	U	
	20 ft	VMP-14-20	11/16/2009	<91	U		<72	U		<72	U		<72	U		<59	U		<48	U		<48	U	
		VMP 14-20-091010	9/10/2010	<110	U		<87	U		<87	U		<87	U		<72	U		<59	U		<59	U	
		VMP 14-20-091010-Dup	9/10/2010	<120	U		<91	U		<91	U		<91	U		<75	U		<61	U		<61	U	
		VMP-14-20-120110	12/2/2010	<300	U		<240	U		<240	U		<240	U		<190	U		<160	U		<160	U	
		VMP-14-20-021811	2/18/2011	<170	U		<130	U		<130	U		<130	U		<110	U		<90	U		<90	U	
	29 ft	VMP-14-29	11/16/2009	<360	U		<280	U		<280	U		<280	U		<230	U		<190	U		<190	U	
		VMP-14-29-021811	2/18/2011	<250	U		<190	U		<190	U		<190	U		<160	U		<130	U		<130	U	
VMP-15	5 ft	VMP-15-5	11/18/2009	<0.009	U		<0.007	U		<0.007	U		<0.007	U		<0.006	U		<0.005	U		<0.005	U	
		VMP-15-5-D	11/18/2009	<0.009	U		<0.007	U		<0.007	U		<0.007	U		<0.006	U		<0.005	U		<0.005	U	
		VMP 15-5-091410	9/14/2010	<0.0097	U		<0.0076	U		<0.0076	U		<0.0076	U		0.002	J		<0.0051	U		<0.0051	U	
		VMP-15-5-113010	11/30/2010	<0.23	U		<0.18	U		<0.18	U		<0.18	U		<0.15	U		<0.12	U		<0.12	U	
		VMP-15-5-021611	2/16/2011	<0.22	U		<0.17	U		<0.17	U		<0.17	U		<0.14	U		<0.11	U		<0.11	U	
	21.5 ft	VMP-15-21.5	11/18/2009	<4.4	U		<3.4	U		<3.4	U		<3.4	U		<2.8	U		<2.3	U		<2.3	U	
		VMP 15-21.5-091410	9/14/2010	<1	U		<0.82	U		<0.82	U		<0.82	U		<0.68	U		<0.55	U		<0.55	U	
		VMP-15-21.5-113010	11/30/2010	<1.2	U		<0.96	U		<0.96	U		<0.96	U		<0.79	U		<0.65	U		<0.65	U	
		VMP-15-21.5-021611	2/16/2011	<0.86	U		<0.67	U		<0.67	U		<0.67	U		<0.55	U		<0.45	U		<0.45	U	
	25.5 ft	VMP-15-25.5	11/18/2009	<4.6	U		<3.6	U		<3.6	U		<3.6	U		<2.9	U		<2.4	U		<2.4	U	
		VMP 15-25.5-091410	9/14/2010	<0.0099	U		<0.0078	U		<0.0078	U		<0.0078	U		0.002	J		<0.0052	U		<0.0052	U	
		VMP-15-25.5-021611	2/16/2011	<0.13	U		<0.1	U		<0.1	U		<0.1	U		<0.085	U		<0.07	U		<0.07	U	
	29 ft	VMP-15-29	11/19/2009	<5.7	U		<4.5	U		<4.5	U		<4.5	U		<3.7	U		<3	U		<3	U	
VMP-16	5 ft	VMP-16-5	11/20/2009	<0.13	U		<0.1	U		<0.1	U		<0.1	U		<0.083	U		<0.068	U		<0.068	U	
		VMP-16-5-090210	9/2/2010	<18	U		<14	U		<14	U		<14	U		<12	U		<9.6	U		<9.6	U	
		VMP-16-5-112910	11/29/2010	<8.4	U		<6.6	U		<6.6	U		<6.6	U		<5.4	U		<4.4	U		<4.4	U	
		VMP-16-5-021511	2/15/2011	<5.1	U		<4	U		<4	U		<4	U		<3.3	U		<2.7	U		<2.7	U	
	13.5 ft	VMP-16-13.5	11/19/2009	<0.57	U		<0.45	U		<0.45	U		<0.45	U		<0.37	U		<0.3	U		<0.3	U	
		VMP-16-13.5-090210	9/2/2010	<19	U		<15	U		<15	U		<15	U		<12	U		<10	U		<10	U	
		VMP-16-13.5-090210-DUP	9/2/2010	<19	U		<15	U		<15	U		<15	U		<12	U		<10	U		<10	U	
		VMP-16-13.5-112910	11/29/2010	<54	U		<42	U		<42	U		<42	U		<35	U		<28	U		<28	U	
		VMP-16-13.5-021611	2/16/2011	<10	U		<8.1	U		<8.1	U		<8.1	U		<6.6	U		<5.4	U		<5.4	U	
		VMP-16-13.5-021611-DUP	2/16/2011	<10	U		<7.9	U		<7.9	U		<7.9	U		<6.5	U		<5.3	U		<5.3	U	
	19 ft	VMP-16-19	11/19/2009	<5	U		<3.9	U		<3.9	U		<3.9	U		<3.2	U		<2.6	U		<2.6	U	
		VMP-16-19-090210	9/2/2010	<19	U		<15	U		<15	U		<15	U		<12	U		<10	U		<10	U	
		VMP-16-19-112910	11/29/2010	<41	U		<32	U		<32	U		<32	U		<27	U		<22	U		<22	U	
		VMP-16-19-021611	2/16/2011	<9.9	U		<7.8	U		<7.8	U		<7.8	U		<6.4	U		<5.2	U		<5.2	U	
	31 ft	VMP-16-31	11/19/2009	<7.4	U		<5.8	U		<5.8	U		<5.8	U		<4.8	U		<3.9	U		<3.9	U	
		VMP-16-31-D	11/19/2009	<7.4	U		<5.8	U		<5.8	U		<5.8	U		<4.8	U		<3.9	U		<3.9	U	
		VMP-16-31-112910	11/29/2010	<42	U		<33	U		<33	U		<33	U		<27	U		<22	U		<22	U	
VMP-17	5 ft	VMP-17-5	6/21/2010	<0.011	U		<0.008	U		<0.008	U		<0.008	U		0.0022	J		<0.005	U		<0.005	U	
		VMP-17-5-DUP	6/21/2010	<0.012	U		<0.009	U		<0.009	U		<0.009	U		0.002	J		<0.006	U		<0.006	U	
		VMP-17-5-090110	9/1/2010	<0.01	U		0.002	J		<0.0081	U		<0.0081	U		0.0026	J		<0.0054	U		<0.0054	U	
		VMP-17-5-112210	11/22/2010	<0.01	U		<0.0081	U		<0.0081	U		<0.0081	U		0.0022	J		<0.0054	U		<0.0054	U	
		VMP-17-5-020711	2/7/2011	<0.0097	U		<0.00078	J	U	<0.0016	J	U	<0.0012	J	U	0.0013	J		<0.0051	U		<0.0051	U	
VMP-25	5 ft	VMP-25-5-031511	3/15/2011	<0.093	U		<0.073	U		<0.073	U		<0.073	U		<0.06	U		<0.049	U		<0.049	U	
	21 ft	VMP-25-21-031511	3/15/2011	<18	U		<14	U		<14	U		<14	U		<12	U		<9.6	U		<9.6	U	
		VMP-25-21-031511-DUP	3/15/2011	<23	U		<18	U		<18	U		<18	U		<15	U		<12	U		<12	U	

See last page of table for notes.

TABLE 4
SUMMARY OF SOIL VAPOR ANALYTICAL DETECTIONS AND SCREENING RESULTS - PUBLIC WORKS YARD AND WRR - VOCS

Location	Depth	Sample ID	Sample Date	cis-1,2-Dichloroethene			Dichloromethane (Methylene chloride)			1,2-Dichloropropane			1,4-Dioxane			Ethanol			Ethylbenzene		
				Result (mg/m^3)	Lab Qualifier	URS Qualifier	Result (mg/m^3)	Lab Qualifier	URS Qualifier	Result (mg/m^3)	Lab Qualifier	URS Qualifier	Result (mg/m^3)	Lab Qualifier	URS Qualifier	Result (mg/m^3)	Lab Qualifier	URS Qualifier	Result (mg/m^3)	Lab Qualifier	URS Qualifier
VMP-14	5 ft	VMP-14-5	11/20/2009	<0.01	U		<0.009	U		<0.012	U		<0.037	U		<0.019	U		<0.011	U	
		VMP 14-5-091010	9/10/2010	<0.24	U		<0.22	U		<0.29	U		<0.89	U		<0.47	U		<0.27	U	
		VMP-14-5-120110	12/1/2010	<0.0048	U		<0.0042	U		<0.0055	U		<0.017	U		0.0085	J		<0.0052	U	
		VMP-14-5-021711	2/17/2011	<0.0052	U		<0.0046	U		<0.0061	U		<0.019	U		0.026	J	J	0.0029	J	
	11.5 ft	VMP-14-11.5	11/16/2009	<1.2	U		<1.1	U		<1.4	U		<4.4	U		<2.3	U		<1.3	U	
		VMP 14-11.5-091010	9/10/2010	<3.8	U		<3.3	U		<4.4	U		<14	U		<7.2	U		<4.1	U	
		VMP-14-11.5-120110	12/2/2010	<0.33	U		1.2			<0.39	U		<1.2	U		<0.63	U		<0.36	U	
		VMP-14-11.5-120110-DUP	12/2/2010	<0.3	U		1.9			<0.35	U		<1.1	U		<0.57	U		0.08	J	
		VMP-14-11.5-021711	2/17/2011	<0.11	U		<0.096	U		<0.13	U		<0.4	U		<0.21	U		<0.12	U	
		VMP-14-11.5-021711-DUP	2/17/2011	<0.11	U		<0.096	U		<0.13	U		<0.4	U		<0.21	U		<0.12	U	
	20 ft	VMP-14-20	11/16/2009	<47	U		<41	U		<55	U		<170	U		<90	U		<52	U	
		VMP 14-20-091010	9/10/2010	<58	U		18	J		<67	U		<210	U		<110	U		<63	U	
		VMP 14-20-091010-Dup	9/10/2010	<60	U		<52	U		<70	U		<220	U		<110	U		<66	U	
		VMP-14-20-120110	12/2/2010	<160	U		160			<180	U		<560	U		<300	U		<170	U	
		VMP-14-20-021811	2/18/2011	<88	U		<77	U		<100	U		<320	U		<170	U		<96	U	
	29 ft	VMP-14-29	11/16/2009	<180	U		<160	U		<220	U		<670	U		<350	U		<200	U	
		VMP-14-29-021811	2/18/2011	<130	U		<110	U		<150	U		<460	U		<240	U		<140	U	
VMP-15	5 ft	VMP-15-5	11/18/2009	<0.005	U		<0.004	U		<0.005	U		<0.018	U		0.011		J	<0.005	U	
		VMP-15-5-D	11/18/2009	<0.005	U		<0.004	U		<0.005	U		<0.018	U		0.018		J	<0.005	U	
		VMP 15-5-091410	9/14/2010	<0.005	U		0.001	J		<0.0058	U		<0.018	U		0.0076	J		<0.0055	U	
		VMP-15-5-113010	11/30/2010	<0.12	U		<0.1	U		<0.14	U		<0.43	U		<0.22	U		0.031	J	
		VMP-15-5-021611	2/16/2011	<0.11	U		0.091	J		<0.13	U		<0.41	U		0.13	J	J	<0.12	U	
	21.5 ft	VMP-15-21.5	11/18/2009	<2.2	U		<2	U		<2.6	U		<8.2	U		<4.3	U		<2.5	U	
		VMP 15-21.5-091410	9/14/2010	<0.54	U		<0.48	U		<0.63	U		<2	U		<1	U		<0.59	U	
		VMP-15-21.5-113010	11/30/2010	<0.64	U		<0.56	U		<0.74	U		<2.3	U		<1.2	U		<0.7	U	
		VMP-15-21.5-021611	2/16/2011	<0.44	U		<0.39	U		<0.52	U		<1.6	U		<0.84	U		<0.49	U	
	25.5 ft	VMP-15-25.5	11/18/2009	<2.4	U		<2.1	U		<2.7	U		<8.6	U		<4.5	U		<2.6	U	
		VMP 15-25.5-091410	9/14/2010	<0.0051	U		0.0026	J		<0.006	U		<0.018	U		0.0053	J		<0.0056	U	
		VMP-15-25.5-021611	2/16/2011	<0.068	U		<0.06	U		<0.079	U		<0.25	U		<0.13	U		<0.075	U	
	29 ft	VMP-15-29	11/19/2009	<3	U		<2.6	U		<3.4	U		<11	U		<5.6	U		<3.2	U	
VMP-16	5 ft	VMP-16-5	11/20/2009	<0.067	U		<0.058	U		<0.078	U		<0.24	U		<0.13	U		<0.073	U	
		VMP-16-5-090210	9/2/2010	<9.4	U		<8.3	U		<11	U		<34	U		<18	U		12		
		VMP-16-5-112910	11/29/2010	<4.3	U		<3.8	U		<5	U		<16	U		<8.2	U		7.5		J
		VMP-16-5-021511	2/15/2011	<2.6	U		<2.3	U		<3	U		<9.5	U		<5	U		<2.9	U	
	13.5 ft	VMP-16-13.5	11/19/2009	<0.3	U		<0.26	U		<0.34	U		<1.1	U		<0.56	U		<0.32	U	
		VMP-16-13.5-090210	9/2/2010	<9.8	U		2.1	J		<11	U		<36	U		<19	U		15		
		VMP-16-13.5-090210-DUP	9/2/2010	<9.8	U		<8.6	U		<11	U		<36	U		<19	U		15		
		VMP-16-13.5-112910	11/29/2010	<28	U		<24	U		<32	U		<100	U		<53	U		9.9	J	
		VMP-16-13.5-021611	2/16/2011	<5.3	U		<4.7	U		<6.2	U		<19	U		<10	U		<5.8	U	
		VMP-16-13.5-021611-DUP	2/16/2011	<5.2	U		<4.6	U		<6.1	U		<19	U		<9.9	U		<5.7	U	
	19 ft	VMP-16-19	11/19/2009	<2.6	U		<2.2	U		<3	U		<9.3	U		<4.9	U		<2.8	U	
		VMP-16-19-090210	9/2/2010	<9.8	U		<8.6	U		<11	U		<36	U		<19	U		23		
		VMP-16-19-112910	11/29/2010	<21	U		<19	U		<25	U		<78	U		<41	U		14	J	
		VMP-16-19-021611	2/16/2011	<5.1	U		<4.5	U		<6	U		<18	U		<9.7	U		<5.6	U	
	31 ft	VMP-16-31	11/19/2009	<3.8	U		<3.4	U		<4.5	U		<14	U		<7.3	U		<4.2	U	
		VMP-16-31-D	11/19/2009	<3.8	U		<3.4	U		<4.5	U		<14	U		<7.3	U		<4.2	U	
		VMP-16-31-112910	11/29/2010	<22	U		<19	U		<25	U		<78	U		<41	U		15	J	
VMP-17	5 ft	VMP-17-5	6/21/2010	<0.005	U		<0.005	U		<0.006	U		<0.021	U		<0.011	U		<0.006	U	
		VMP-17-5-DUP	6/21/2010	<0.005	U		<0.005	U		<0.006	U		<0.022	U		<0.011	U		<0.006	U	
		VMP-17-5-090110	9/1/2010	<0.0053	U		<0.0047	U		<0.0062	U		0.0033	J		0.022			0.0039	J	J
		VMP-17-5-112210	11/22/2010	<0.0053	U		<0.0047	U		<0.0062	U		0.0036	J		0.011			<0.0058	U	
		VMP-17-5-020711	2/7/2011	<0.005	U		0.001	J		<0.0058	U		0.0034	J		<0.0095	U		<0.0055	U	
VMP-25	5 ft	VMP-25-5-031511	3/15/2011	<0.048	U		<0.042	U		<0.056	U		<0.17	U		<0.091	U		0.07		
	21 ft	VMP-25-21-031511	3/15/2011	<9.4	U		2.7	J		<11	U		<34	U		12	J		11		
		VMP-25-21-031511-DUP	3/15/2011	<12	U		<10	U		<14	U		<44	U		14	J		11	J	

See last page of table for notes.

TABLE 4
SUMMARY OF SOIL VAPOR ANALYTICAL DETECTIONS AND SCREENING RESULTS - PUBLIC WORKS YARD AND WRR - VOCS

Location	Depth	Sample ID	Sample Date	4-Ethyltoluene			Freon 113			Heptane			Hexane			2-Hexanone (Methyl N-Butyl Ketone)			Isopropylbenzene (Cumene)		
				Result (mg/m^3)	Lab Qualifier	URS Qualifier	Result (mg/m^3)	Lab Qualifier	URS Qualifier	Result (mg/m^3)	Lab Qualifier	URS Qualifier	Result (mg/m^3)	Lab Qualifier	URS Qualifier	Result (mg/m^3)	Lab Qualifier	URS Qualifier	Result (mg/m^3)	Lab Qualifier	URS Qualifier
VMP-14	5 ft	VMP-14-5	11/20/2009	<0.013	U		<0.02	U		<0.01	U		0.015			<0.042	U		<0.013	U	
		VMP 14-5-091010	9/10/2010	<0.3	U		<0.48	U		<0.25	U		0.55			<1	U		<0.3	U	
		VMP-14-5-120110	12/1/2010	<0.0059	U		<0.0092	U		0.0011	J		0.0017	J		<0.02	U		<0.0059	U	
		VMP-14-5-021711	2/17/2011	<0.0065	U		<0.01	U		0.059			0.1			<0.022	U		<0.0026	J	U
	11.5 ft	VMP-14-11.5	11/16/2009	<1.5	U		<2.4	U		43			380			<5	U		<1.5	U	
		VMP 14-11.5-091010	9/10/2010	<4.7	U		<7.3	U		<3.9	U		4.6			<16	U		0.97	J	
		VMP-14-11.5-120110	12/2/2010	<0.41	U		<0.64	U		<0.34	U		0.27	J		<1.4	U		<0.41	U	
		VMP-14-11.5-120110-DUP	12/2/2010	<0.37	U		<0.58	U		<0.31	U		0.32			<1.2	U		<0.37	U	
		VMP-14-11.5-021711	2/17/2011	<0.14	U		<0.21	U		<0.11	U		<0.097	U		<0.45	U		<0.14	U	
		VMP-14-11.5-021711-DUP	2/17/2011	<0.14	U		<0.21	U		<0.11	U		<0.097	U		<0.45	U		<0.14	U	
	20 ft	VMP-14-20	11/16/2009	<58	U		<91	U		67			350			<190	U		<58	U	
		VMP 14-20-091010	9/10/2010	<72	U		<110	U		100			700			<240	U		6.4	J	
		VMP 14-20-091010-Dup	9/10/2010	<74	U		<120	U		98			750			<250	U		<74	U	
		VMP-14-20-120110	12/2/2010	<190	U		<300	U		130	J		800			<640	U		<190	U	
		VMP-14-20-021811	2/18/2011	<110	U		<170	U		47	J		320			<360	U		<110	U	
	29 ft	VMP-14-29	11/16/2009	<230	U		<360	U		220			900			<760	U		<230	U	
		VMP-14-29-021811	2/18/2011	<160	U		<250	U		110	J		530			<520	U		<160	U	
VMP-15	5 ft	VMP-15-5	11/18/2009	<0.006	U		<0.009	U		<0.005	U		<0.004	U		<0.021	U		<0.006	U	
		VMP-15-5-D	11/18/2009	<0.006	U		<0.009	U		<0.005	U		<0.004	U		<0.021	U		<0.006	U	
		VMP 15-5-091410	9/14/2010	<0.0062	U		<0.0096	U		0.0059			0.022			<0.021	U		<0.0062	U	
		VMP-15-5-113010	11/30/2010	<0.15	U		<0.23	U		<0.12	U		0.12			<0.49	U		<0.15	U	
		VMP-15-5-021611	2/16/2011	<0.14	U		<0.22	U		<0.12	U		<0.099	U		<0.46	U		<0.14	U	
	21.5 ft	VMP-15-21.5	11/18/2009	<2.8	U		<4.4	U		30			96			<9.3	U		<2.8	U	
		VMP 15-21.5-091410	9/14/2010	<0.67	U		<1	U		<0.56	U		<0.48	U		<2.2	U		<0.67	U	
		VMP-15-21.5-113010	11/30/2010	<0.79	U		<1.2	U		<0.66	U		<0.56	U		<2.6	U		<0.79	U	
		VMP-15-21.5-021611	2/16/2011	<0.55	U		<0.86	U		<0.46	U		1.9			<1.8	U		<0.55	U	
	25.5 ft	VMP-15-25.5	11/18/2009	<2.9	U		<4.6	U		22			86			<9.7	U		<2.9	U	
		VMP 15-25.5-091410	9/14/2010	<0.0063	U		<0.0099	U		0.0039	J		0.011			<0.021	U		<0.0063	U	
		VMP-15-25.5-021611	2/16/2011	<0.084	U		<0.13	U		<0.07	U		<0.061	U		<0.28	U		<0.084	U	
	29 ft	VMP-15-29	11/19/2009	<3.7	U		<5.7	U		32			110			<12	U		<3.7	U	
VMP-16	5 ft	VMP-16-5	11/20/2009	<0.083	U		<0.13	U		<0.069	U		<0.059	U		<0.28	U		<0.083	U	
		VMP-16-5-090210	9/2/2010	2.5	J		<18	U		14			6.3	J		<39	U		14		
		VMP-16-5-112910	11/29/2010	<5.4	U		<8.4	U		<4.5	U		<3.8	U		<18	U		4.2	J	J
		VMP-16-5-021511	2/15/2011	<3.2	U		<5	U		<2.7	U		45		J	<11	U		<3.2	U	
	13.5 ft	VMP-16-13.5	11/19/2009	<0.37	U		<0.57	U		<0.3	U		<0.26	U		<1.2	U		<0.37	U	
		VMP-16-13.5-090210	9/2/2010	3.4	J		<19	U		13			6.6	J	J	<40	U		15		
		VMP-16-13.5-090210-DUP	9/2/2010	2.9	J		<19	U		12			9.7		J	<40	U		16		
		VMP-16-13.5-112910	11/29/2010	<34	U		<54	U		<29	U		<25	U		<110	U		<34	U	
		VMP-16-13.5-021611	2/16/2011	<6.6	U		<10	U		<5.5	U		12			<22	U		<6.6	U	
		VMP-16-13.5-021611-DUP	2/16/2011	<6.5	U		<10	U		<5.4	U		10			<22	U		<6.5	U	
	19 ft	VMP-16-19	11/19/2009	<3.2	U		<4.9	U		<2.6	U		<2.3	U		<10	U		<3.2	U	
		VMP-16-19-090210	9/2/2010	3.2	J		<19	U		14			7.5	J		<40	U		24		
		VMP-16-19-112910	11/29/2010	<26	U		<41	U		<22	U		<19	U		<88	U		9.4	J	
		VMP-16-19-021611	2/16/2011	<6.3	U		<9.9	U		<5.3	U		7.4			<21	U		<6.3	U	
	31 ft	VMP-16-31	11/19/2009	<4.8	U		<7.4	U		<4	U		<3.4	U		<16	U		<4.8	U	
		VMP-16-31-D	11/19/2009	<4.8	U		<7.4	U		<4	U		<3.4	U		<16	U		<4.8	U	
		VMP-16-31-112910	11/29/2010	<27	U		<42	U		<22	U		<19	U		<89	U		12	J	
VMP-17	5 ft	VMP-17-5	6/21/2010	<0.007	U		<0.011	U		0.023			0.41			<0.024	U		<0.007	U	
		VMP-17-5-DUP	6/21/2010	<0.007	U		<0.011	U		0.019			0.35			<0.024	U		<0.007	U	
		VMP-17-5-090110	9/1/2010	<0.0066	U		<0.01	U	U	0.043			0.088			<0.022	U		<0.0066	U	
		VMP-17-5-112210	11/22/2010	<0.0066	U		<0.01	U		<0.0055	U		0.0013	J		<0.022	U		<0.0066	U	
		VMP-17-5-020711	2/7/2011	<0.0062	U		<0.0096	U		0.016			0.02			<0.021	U		<0.0062	U	
VMP-25	5 ft	VMP-25-5-031511	3/15/2011	0.12			<0.093	U		0.6			1.3			<0.2	U		0.28		
	21 ft	VMP-25-21-031511	3/15/2011	1.7	J		<18	U		420		J	1700		J	<39	U		4.3	J	
		VMP-25-21-031511-DUP	3/15/2011	<15	U		<23	U		650		J	2700		J	<50	U		6.7	J	

See last page of table for notes.

TABLE 4
SUMMARY OF SOIL VAPOR ANALYTICAL DETECTIONS AND SCREENING RESULTS - PUBLIC WORKS YARD AND WRR - VOCS

Location	Depth	Sample ID	Sample Date	4-Methyl-2-pentanone (Methyl Isobutyl Ketone)			Methyl tert-Butyl Ether (MTBE)			2-Propanol			n-Propylbenzene			Styrene			Tetrachloroethene		
				Result (mg/m^3)	Lab Qualifier	URS Qualifier	Result (mg/m^3)	Lab Qualifier	URS Qualifier	Result (mg/m^3)	Lab Qualifier	URS Qualifier	Result (mg/m^3)	Lab Qualifier	URS Qualifier	Result (mg/m^3)	Lab Qualifier	URS Qualifier	Result (mg/m^3)	Lab Qualifier	URS Qualifier
VMP-14	5 ft	VMP-14-5	11/20/2009	<0.01	U		<0.009	U		<0.025	U		<0.013	U		<0.011	U		<0.018	U	
		VMP 14-5-091010	9/10/2010	<0.25	U		<0.22	U		<0.61	U		<0.3	U		<0.26	U		<0.42	U	
		VMP-14-5-120110	12/1/2010	<0.0049	U		0.00061	J		0.15			<0.0059	U		<0.0051	U		<0.0081	U	
		VMP-14-5-021711	2/17/2011	<0.0054	U		<0.0048	U		0.0053	J		<0.0022	J	U	<0.0056	U		<0.009	U	
	11.5 ft	VMP-14-11.5	11/16/2009	<1.2	U		<1.1	U		<3	U		<1.5	U		<1.3	U		<2.1	U	
		VMP 14-11.5-091010	9/10/2010	<3.9	U		<3.4	U		<9.4	U		<4.7	U		<4.1	U		<6.5	U	
		VMP-14-11.5-120110	12/2/2010	<0.34	U		<0.3	U		0.39	J		<0.41	U		<0.36	U		<0.57	U	
		VMP-14-11.5-120110-DUP	12/2/2010	<0.31	U		<0.27	U		0.42	J		<0.37	U		<0.32	U		<0.52	U	
		VMP-14-11.5-021711	2/17/2011	<0.11	U		<0.1	U		<0.27	U		<0.14	U		<0.12	U		<0.19	U	
		VMP-14-11.5-021711-DUP	2/17/2011	<0.11	U		<0.1	U		<0.27	U		<0.14	U		<0.12	U		<0.19	U	
	20 ft	VMP-14-20	11/16/2009	<49	U		<43	U		<120	U		<58	U		<51	U		<81	U	
		VMP 14-20-091010	9/10/2010	<60	U		<52	U		<140	U		<72	U		<62	U		<99	U	
		VMP 14-20-091010-Dup	9/10/2010	<62	U		<54	U		<150	U		<74	U		<64	U		<100	U	
		VMP-14-20-120110	12/2/2010	<160	U		<140	U		<380	U		<190	U		<170	U		<260	U	
		VMP-14-20-021811	2/18/2011	<91	U		<80	U		<220	U		<110	U		<94	U		<150	U	
	29 ft	VMP-14-29	11/16/2009	<190	U		<170	U		<460	U		<230	U		<200	U		<320	U	
		VMP-14-29-021811	2/18/2011	<130	U		<120	U		<320	U		<160	U		<140	U		<220	U	
VMP-15	5 ft	VMP-15-5	11/18/2009	<0.005	U		<0.004	U		<0.012	U		<0.006	U		<0.005	U		<0.008	U	
		VMP-15-5-D	11/18/2009	<0.005	U		<0.004	U		<0.012	U		<0.006	U		<0.005	U		<0.008	U	
		VMP 15-5-091410	9/14/2010	<0.0052	U		<0.0045	U		0.018			<0.0062	U		<0.0054	U		0.0016	J	
		VMP-15-5-113010	11/30/2010	<0.12	U		<0.11	U		<0.29	U		0.065	J		<0.13	U		<0.2	U	
		VMP-15-5-021611	2/16/2011	<0.12	U		<0.1	U		0.17	J		<0.14	U		0.036	J		<0.19	U	
	21.5 ft	VMP-15-21.5	11/18/2009	<2.3	U		<2	U		<5.6	U		<2.8	U		<2.4	U		<3.9	U	
		VMP 15-21.5-091410	9/14/2010	<0.56	U		<0.49	U		<1.3	U		<0.67	U		<0.58	U		<0.93	U	
		VMP-15-21.5-113010	11/30/2010	<0.66	U		<0.58	U		<1.6	U		<0.79	U		<0.68	U		<1.1	U	
		VMP-15-21.5-021611	2/16/2011	<0.46	U		<0.4	U		<1.1	U		<0.55	U		<0.48	U		<0.76	U	
	25.5 ft	VMP-15-25.5	11/18/2009	<2.4	U		<2.1	U		<5.8	U		<2.9	U		<2.5	U		<4	U	
		VMP 15-25.5-091410	9/14/2010	<0.0053	U		<0.0046	U		0.0041	J		<0.0063	U		<0.0055	U		<0.0088	U	
		VMP-15-25.5-021611	2/16/2011	<0.07	U		<0.062	U		0.057	J		<0.084	U		<0.073	U		<0.12	U	
	29 ft	VMP-15-29	11/19/2009	<3	U		<2.7	U		<7.3	U		<3.7	U		<3.2	U		<5	U	
VMP-16	5 ft	VMP-16-5	11/20/2009	<0.069	U		<0.061	U		<0.16	U		<0.083	U		<0.072	U		<0.11	U	
		VMP-16-5-090210	9/2/2010	<9.7	U		2.7	J		<23	U		20			<10	U		<16	U	
		VMP-16-5-112910	11/29/2010	<4.5	U		1.2	J	J	<11	U		4.4	J	J	<4.6	U		<7.4	U	
		VMP-16-5-021511	2/15/2011	<2.7	U		<2.4	U		<6.5	U		1.4	J	J	<2.8	U		<4.5	U	
	13.5 ft	VMP-16-13.5	11/19/2009	<0.3	U		<0.27	U		<0.73	U		<0.37	U		<0.32	U		<0.5	U	
		VMP-16-13.5-090210	9/2/2010	<10	U		2.9	J		<24	U		24			<10	U		<17	U	
		VMP-16-13.5-090210-DUP	9/2/2010	<10	U		3.1	J		<24	U		23			<10	U		<17	U	
		VMP-16-13.5-112910	11/29/2010	<29	U		<25	U		<69	U		<34	U		<30	U		<47	U	
		VMP-16-13.5-021611	2/16/2011	<5.5	U		<4.8	U		<13	U		<6.6	U		<5.7	U		<9.1	U	
		VMP-16-13.5-021611-DUP	2/16/2011	<5.4	U		<4.8	U		<13	U		<6.5	U		<5.6	U		<9	U	
	19 ft	VMP-16-19	11/19/2009	<2.6	U		<2.3	U		<6.3	U		<3.2	U		<2.7	U		<4.4	U	
		VMP-16-19-090210	9/2/2010	<10	U		3.1	J		<24	U		35			<10	U		<17	U	
		VMP-16-19-112910	11/29/2010	<22	U		<19	U		<53	U		12	J		<23	U		<37	U	
		VMP-16-19-021611	2/16/2011	<5.3	U		<4.6	U		<13	U		<6.3	U		<5.5	U		<8.8	U	
	31 ft	VMP-16-31	11/19/2009	<4	U		<3.5	U		<9.5	U		<4.8	U		<4.1	U		<6.6	U	
		VMP-16-31-D	11/19/2009	<4	U		<3.5	U		<9.5	U		<4.8	U		<4.1	U		<6.6	U	
		VMP-16-31-112910	11/29/2010	<22	U		<20	U		<54	U		14	J		<23	U		<37	U	
VMP-17	5 ft	VMP-17-5	6/21/2010	<0.006	U		<0.005	U		2.1	E	J	<0.007	U		<0.006	U		<0.0016	J	U
		VMP-17-5-DUP	6/21/2010	<0.006	U		<0.005	U		1.6	E	J	<0.007	U		<0.006	U		<0.0011	J	U
		VMP-17-5-090110	9/1/2010	<0.0055	U		<0.0048	U		0.027			<0.0066	U		<0.0057	U		<0.003	J	U
		VMP-17-5-112210	11/22/2010	<0.0055	U		<0.0048	U		0.022			<0.0066	U		0.0027	J		<0.0026	J	U
		VMP-17-5-020711	2/7/2011	<0.0052	U		<0.0045	U		0.004	J		<0.00079	J	U	<0.0054	U		<0.0085	U	
VMP-25	5 ft	VMP-25-5-031511	3/15/2011	<0.05	U		<0.044	U		<0.12	U		0.46			<0.052	U		<0.082	U	
	21 ft	VMP-25-21-031511	3/15/2011	<9.7	U		<8.5	U		15	J		6.7	J		1.4	J		<16	U	
		VMP-25-21-031511-DUP	3/15/2011	<12	U		<11	U		27	J		9.3	J		<13	U		<20	U	

See last page of table for notes.

TABLE 4
SUMMARY OF SOIL VAPOR ANALYTICAL DETECTIONS AND SCREENING RESULTS - PUBLIC WORKS YARD AND WRR - VOCS

Location	Depth	Sample ID	Sample Date	Tetrahydrofuran			Toluene			1,2,4-Trichlorobenzene			1,1,1-Trichloroethane (Methyl chloroform)			1,1,2-Trichloroethane			Trichloroethene		
				Result (mg/m^3)	Lab Qualifier	URS Qualifier	Result (mg/m^3)	Lab Qualifier	URS Qualifier	Result (mg/m^3)	Lab Qualifier	URS Qualifier	Result (mg/m^3)	Lab Qualifier	URS Qualifier	Result (mg/m^3)	Lab Qualifier	URS Qualifier	Result (mg/m^3)	Lab Qualifier	URS Qualifier
VMP-14	5 ft	VMP-14-5	11/20/2009	<0.007	U		<0.009	U		<0.076	U		<0.014	U		<0.014	U		<0.014	U	
		VMP 14-5-091010	9/10/2010	<0.18	U		<0.23	U		<1.8	U		<0.34	U		<0.34	U		<0.33	U	
		VMP-14-5-120110	12/1/2010	0.0025	J		<0.0045	U		<0.036	U		<0.0065	U		<0.0065	U		0.0016	J	
		VMP-14-5-021711	2/17/2011	<0.0039	U		<0.00099	J	U	<0.039	U		<0.0072	U		<0.0072	U		<0.0071	U	
	11.5 ft	VMP-14-11.5	11/16/2009	<0.91	U		<1.2	U		<9.1	UJ	UJ	<1.7	U		<1.7	U		<1.6	U	
		VMP 14-11.5-091010	9/10/2010	<2.8	U		<3.6	U		<28	U		<5.2	U		<5.2	U		<5.1	U	
		VMP-14-11.5-120110	12/2/2010	<0.25	U		<0.32	U		<2.5	U		<0.46	U		<0.46	U		<0.45	U	
		VMP-14-11.5-120110-DUP	12/2/2010	<0.22	U		0.15	J		<2.2	U		<0.41	U		<0.41	U		<0.41	U	
		VMP-14-11.5-021711	2/17/2011	<0.081	U		<0.1	U		<0.82	U		<0.15	U		<0.15	U		<0.15	U	
		VMP-14-11.5-021711-DUP	2/17/2011	<0.081	U		<0.1	U		<0.82	U		<0.15	U		<0.15	U		<0.15	U	
	20 ft	VMP-14-20	11/16/2009	<35	U		<45	U		<350	UJ	UJ	<65	U		<65	U		<64	U	
		VMP 14-20-091010	9/10/2010	<43	U		<55	U		<430	U		<79	U		<79	U		<78	U	
		VMP 14-20-091010-Dup	9/10/2010	<44	U		<57	U		<450	U		<82	U		<82	U		<81	U	
		VMP-14-20-120110	12/2/2010	<120	U		<150	U		<1200	U		<210	U		<210	U		<210	U	
		VMP-14-20-021811	2/18/2011	<65	U		<83	U		<660	U		<120	U		<120	U		<120	U	
	29 ft	VMP-14-29	11/16/2009	<140	U		<180	U		<1400	UJ	UJ	<250	U		<250	U		<250	U	
		VMP-14-29-021811	2/18/2011	<95	U		47	J		<950	U		<180	U		<180	U		<170	U	
VMP-15	5 ft	VMP-15-5	11/18/2009	<0.003	U		<0.004	U		<0.038	U		<0.006	U		<0.006	U		<0.006	U	
		VMP-15-5-D	11/18/2009	<0.003	U		<0.004	U		<0.038	U		<0.006	U		<0.006	U		<0.006	U	
		VMP 15-5-091410	9/14/2010	<0.0037	U		0.0018	J		<0.037	U		<0.0069	U		<0.0069	U		<0.0068	U	
		VMP-15-5-113010	11/30/2010	<0.088	U		<0.11	U		<0.89	U		<0.16	U		<0.16	U		<0.16	U	
		VMP-15-5-021611	2/16/2011	<0.083	U		0.1	J		<0.84	U		<0.15	U		<0.15	U		<0.15	U	
	21.5 ft	VMP-15-21.5	11/18/2009	<1.7	U		<2.1	U		<17	U		<3.1	U		<3.1	U		<3.1	U	
		VMP 15-21.5-091410	9/14/2010	<0.4	U		<0.52	U		<4.1	U		<0.75	U		<0.75	U		<0.74	U	
		VMP-15-21.5-113010	11/30/2010	<0.47	U		<0.6	U		<4.8	U		<0.88	U		<0.88	U		<0.86	U	
		VMP-15-21.5-021611	2/16/2011	<0.33	U		<0.42	U		<3.3	U		<0.61	U		<0.61	U		<0.6	U	
	25.5 ft	VMP-15-25.5	11/18/2009	<1.8	U		<2.2	U		<18	U		<3.2	U		<3.2	U		<3.2	U	
		VMP 15-25.5-091410	9/14/2010	0.0033	J		0.0011	J		<0.038	U		<0.007	U		<0.007	U		<0.0069	U	
		VMP-15-25.5-021611	2/16/2011	<0.051	U		<0.065	U		<0.51	U		<0.094	U		<0.094	U		<0.092	U	
	29 ft	VMP-15-29	11/19/2009	<2.2	U		<2.8	U		<22	U		<4.1	U		<4.1	U		<4	U	
VMP-16	5 ft	VMP-16-5	11/20/2009	<0.05	U		0.12			<0.5	U		<0.092	U		<0.092	U		<0.09	U	
		VMP-16-5-090210	9/2/2010	<7	U		<9	U		<71	U		<13	U		<13	U		<13	U	
		VMP-16-5-112910	11/29/2010	<3.2	U		<4.1	U		<32	U		<5.9	U		<5.9	U		<5.8	U	
		VMP-16-5-021511	2/15/2011	<1.9	U		2.4	J	J	<20	U		<3.6	U		<3.6	U		<3.5	U	
	13.5 ft	VMP-16-13.5	11/19/2009	<0.22	U		0.46			<2.2	U		<0.41	U		<0.41	U		<0.4	U	
		VMP-16-13.5-090210	9/2/2010	<7.3	U		1.4	J		<73	U		<13	U		<13	U		<13	U	
		VMP-16-13.5-090210-DUP	9/2/2010	<7.3	U		1.6	J		<73	U		<13	U		<13	U		<13	U	
		VMP-16-13.5-112910	11/29/2010	<21	U		<26	U		<210	U		<38	U		<38	U		<38	U	
		VMP-16-13.5-021611	2/16/2011	<4	U		<5.1	U		<40	U		<7.3	U		<7.3	U		<7.2	U	
		VMP-16-13.5-021611-DUP	2/16/2011	<3.9	U		<5	U		<39	U		<7.2	U		<7.2	U		<7.1	U	
	19 ft	VMP-16-19	11/19/2009	<1.9	U		<2.4	U		<19	U		<3.5	U		<3.5	U		<3.5	U	
		VMP-16-19-090210	9/2/2010	<7.3	U		<9.3	U		<73	U		<13	U		<13	U		<13	U	
		VMP-16-19-112910	11/29/2010	<16	U		<20	U		<160	U		<29	U		<29	U		<29	U	
		VMP-16-19-021611	2/16/2011	<3.8	U		<4.9	U		<38	U		<7	U		<7	U		<6.9	U	
	31 ft	VMP-16-31	11/19/2009	<2.9	U		<3.6	U		<29	U		<5.3	U		<5.3	U		<5.2	U	
		VMP-16-31-D	11/19/2009	<2.9	U		<3.6	U		<29	U		<5.3	U		<5.3	U		<5.2	U	
		VMP-16-31-112910	11/29/2010	<16	U		<20	U		<160	U		<30	U		<30	U		<29	U	
VMP-17	5 ft	VMP-17-5	6/21/2010	<0.004	U		0.001	J		<0.043	U		<0.007	U		<0.007	U		<0.007	U	
		VMP-17-5-DUP	6/21/2010	<0.004	U		<0.005	U		<0.044	U		<0.008	U		<0.008	U		<0.008	U	
		VMP-17-5-090110	9/1/2010	0.0034	J		0.0078			<0.0058	J	UJ	<0.0073	U		<0.0073	U		<0.0072	U	
		VMP-17-5-112210	11/22/2010	<0.004	U		<0.0013	J	U	<0.04	U		<0.0073	U		<0.0073	U		<0.0072	U	
		VMP-17-5-020711	2/7/2011	<0.0037	U		0.0021	J		<0.0034	J	U	<0.0069	U		<0.0069	U		0.0028	J	
VMP-25	5 ft	VMP-25-5-031511	3/15/2011	<0.036	U		0.042	J		<0.36	U	UJ	<0.066	U		<0.066	U		<0.065	U	
	21 ft	VMP-25-21-031511	3/15/2011	<7	U		27			<70	U		<13	U		<13	U		<13	U	
		VMP-25-21-031511-DUP	3/15/2011	<8.9	U		16			<90	U		<16	U		<16	U		<16	U	

TABLE 4
SUMMARY OF SOIL VAPOR ANALYTICAL DETECTIONS AND SCREENING RESULTS - PUBLIC WORKS YARD AND WRR - VOCS

Location	Depth	Sample ID	Sample Date	Trichlorofluoromethane			1,2,4-Trimethylbenzene			1,3,5-Trimethylbenzene			2,2,4-Trimethylpentane			m,p-Xylene			o-Xylenes		
				Result (mg/m^3)	Lab Qualifier	URS Qualifier	Result (mg/m^3)	Lab Qualifier	URS Qualifier	Result (mg/m^3)	Lab Qualifier	URS Qualifier	Result (mg/m^3)	Lab Qualifier	URS Qualifier	Result (mg/m^3)	Lab Qualifier	URS Qualifier	Result (mg/m^3)	Lab Qualifier	URS Qualifier
VMP-14	5 ft	VMP-14-5	11/20/2009	<0.014	U		<0.013	U		<0.013	U		0.88			<0.011	U		<0.011	U	
		VMP 14-5-091010	9/10/2010	<0.35	U		<0.3	U		<0.3	U		19			<0.27	U		<0.27	U	
		VMP-14-5-120110	12/1/2010	0.0008	J		<0.0059	U		<0.0059	U		0.014			0.0005	J		<0.0052	U	
		VMP-14-5-021711	2/17/2011	<0.0074	U		<0.00063	J	U	<0.0065	U		0.62			<0.0012	J	U	<0.0057	U	
	11.5 ft	VMP-14-11.5	11/16/2009	<1.7	U		<1.5	U		<1.5	U		200			<1.3	U		<1.3	U	
		VMP 14-11.5-091010	9/10/2010	<5.4	U		<4.7	U		<4.7	U		230			<4.1	U		<4.1	U	
		VMP-14-11.5-120110	12/2/2010	<0.47	U		<0.41	U		<0.41	U		36			0.094	J		<0.36	U	
		VMP-14-11.5-120110-DUP	12/2/2010	<0.43	U		<0.37	U		<0.37	U		36			0.14	J		<0.33	U	
		VMP-14-11.5-021711	2/17/2011	<0.16	U		<0.14	U		<0.14	U		17			<0.12	U		<0.12	U	
		VMP-14-11.5-021711-DUP	2/17/2011	<0.16	U		<0.14	U		<0.14	U		19			<0.12	U		<0.12	U	
	20 ft	VMP-14-20	11/16/2009	<67	U		<58	U		<58	U		160			<52	U		<52	U	
		VMP 14-20-091010	9/10/2010	<82	U		<72	U		<72	U		250			<63	U		<63	U	
		VMP 14-20-091010-Dup	9/10/2010	<85	U		<74	U		<74	U		240			<66	U		<66	U	
		VMP-14-20-120110	12/2/2010	<220	U		<190	U		<190	U		320			<170	U		<170	U	
		VMP-14-20-021811	2/18/2011	<120	U		<110	U		<110	U		220			<96	U		<96	U	
	29 ft	VMP-14-29	11/16/2009	<260	U		<230	U		<230	U		370			<200	U		<200	U	
		VMP-14-29-021811	2/18/2011	<180	U		<160	U		<160	U		320			<140	U		<140	U	
VMP-15	5 ft	VMP-15-5	11/18/2009	<0.007	U		<0.006	U		<0.006	U		<0.005	U		<0.005	U		<0.005	U	
		VMP-15-5-D	11/18/2009	<0.007	U		<0.006	U		<0.006	U		<0.005	U		<0.005	U		<0.005	U	
		VMP 15-5-091410	9/14/2010	<0.0071	U		<0.0062	U		<0.0062	U		0.028			0.0011	J		<0.0055	U	
		VMP-15-5-113010	11/30/2010	<0.17	U		<0.15	U		<0.15	U		56			<0.13	U		<0.13	U	
		VMP-15-5-021611	2/16/2011	<0.16	U		0.017	J		<0.14	U		39			0.023	J		<0.12	U	
	21.5 ft	VMP-15-21.5	11/18/2009	<3.2	U		<2.8	U		<2.8	U		1000			<2.5	U		<2.5	U	
		VMP 15-21.5-091410	9/14/2010	<0.77	U		<0.67	U		<0.67	U		300			<0.59	U		<0.59	U	
		VMP-15-21.5-113010	11/30/2010	<0.9	U		<0.79	U		<0.79	U		440			<0.7	U		<0.7	U	
		VMP-15-21.5-021611	2/16/2011	<0.63	U		<0.55	U		<0.55	U		430			<0.49	U		<0.49	U	
	25.5 ft	VMP-15-25.5	11/18/2009	<3.3	U		<2.9	U		<2.9	U		850			<2.6	U		<2.6	U	
		VMP 15-25.5-091410	9/14/2010	0.001	J		<0.0063	U		<0.0063	U		0.17			<0.0056	U		<0.0056	U	
		VMP-15-25.5-021611	2/16/2011	<0.097	U		<0.084	U		<0.084	U		29			<0.075	U		<0.075	U	
	29 ft	VMP-15-29	11/19/2009	<4.2	U		<3.7	U		<3.7	U		880			<3.2	U		<3.2	U	
VMP-16	5 ft	VMP-16-5	11/20/2009	<0.095	U		<0.083	U		<0.083	U		16			<0.073	U		<0.073	U	
		VMP-16-5-090210	9/2/2010	<13	U		2.3	J		<12	U		9300			5.4	J		<10	U	
		VMP-16-5-112910	11/29/2010	<6.1	U		<5.4	U		<5.4	U		7600			2.6	J	J	<4.7	U	
		VMP-16-5-021511	2/15/2011	<3.7	U		<3.2	U		<3.2	U		5500			0.98	J	J	<2.9	U	
	13.5 ft	VMP-16-13.5	11/19/2009	<0.42	U		<0.37	U		<0.37	U		82			<0.32	U		<0.32	U	
		VMP-16-13.5-090210	9/2/2010	<14	U		3.6	J		1.7	J		8200			6.6	J		<11	U	
		VMP-16-13.5-090210-DUP	9/2/2010	<14	U		3	J		<12	U		8000			6.1	J		<11	U	
		VMP-16-13.5-112910	11/29/2010	<39	U		<34	U		<34	U		11000			<30	U		<30	U	
		VMP-16-13.5-021611	2/16/2011	<7.6	U		<6.6	U		<6.6	U		5600			<5.8	U		<5.8	U	
		VMP-16-13.5-021611-DUP	2/16/2011	<7.4	U		<6.5	U		<6.5	U		6100			<5.7	U		<5.7	U	
	19 ft	VMP-16-19	11/19/2009	<3.6	U		<3.2	U		<3.2	U		910			<2.8	U		<2.8	U	
		VMP-16-19-090210	9/2/2010	<14	U		3.8	J		<12	U		10000			8.2	J		<11	U	
		VMP-16-19-112910	11/29/2010	<30	U		<26	U		<26	U		10000			<23	U		<23	U	
		VMP-16-19-021611	2/16/2011	<7.2	U		<6.3	U		<6.3	U		5900			<5.6	U		<5.6	U	
	31 ft	VMP-16-31	11/19/2009	<5.4	U		<4.8	U		<4.8	U		2400	E	J	<4.2	U		<4.2	U	
		VMP-16-31-D	11/19/2009	<5.4	U		<4.8	U		<4.8	U		2300	E	J	<4.2	U		<4.2	U	
		VMP-16-31-112910	11/29/2010	<31	U		<27	U		<27	U		11000			<24	U		<24	U	
VMP-17	5 ft	VMP-17-5	6/21/2010	0.0013	J		<0.007	U		<0.007	U		1.2			<0.006	U		<0.006	U	
		VMP-17-5-DUP	6/21/2010	0.00099	J		<0.007	U		<0.007	U		1			<0.006	U		<0.006	U	
		VMP-17-5-090110	9/1/2010	0.0015	J		<0.0066	U		<0.0066	U		0.12	J	J	0.0053	J	J	0.0016	J	J
		VMP-17-5-112210	11/22/2010	<0.0076	U		<0.0066	U		<0.0066	U		0.0032	J		<0.00064	J	U	<0.0058	U	
		VMP-17-5-020711	2/7/2011	0.001	J		<0.0062	U		<0.0062	U		0.083			<0.0055	U		<0.0055	U	
VMP-25	5 ft	VMP-25-5-031511	3/15/2011	<0.068	U		0.14			0.13			30			0.26			0.15		
	21 ft	VMP-25-21-031511	3/15/2011	<13	U		1.9	J		<12	U		<11	U		18			4.6	J	
		VMP-25-21-031511-DUP	3/15/2011	<17	U		<15	U		<15	U		<14	U		18			5.3	J	

Notes
Lab Qualifiers
J = Estimated value; results between the MDL and RL
U = Compound analyzed for but not detected above the RL
URS Qualifiers
J = Estimated detection
UJ = Estimated non-detect
U = Non-detect due to blank contamination

See last page of table for notes.

TABLE 5
SUMMARY OF SOIL VAPOR ANALYTICAL DETECTIONS - NATURAL GASES

Location	Depth	Sample ID	Sample Date	Carbon Dioxide			Carbon Monoxide			Ethane			Ethene			Helium			Methane			Nitrogen			Oxygen		
				Result (%)	Lab Qualifier	URS Qualifier	Result (%)	Lab Qualifier	URS Qualifier	Result (%)	Lab Qualifier	URS Qualifier	Result (%)	Lab Qualifier	URS Qualifier	Result (%)	Lab Qualifier	URS Qualifier	Result (%)	Lab Qualifier	URS Qualifier	Result (%)	Lab Qualifier	URS Qualifier	Result (%)	Lab Qualifier	URS Qualifier
VMP-1	5 ft	VMP-1-5	11/2/2009	4.5			<0.024	U		<0.0024	U		<0.0024	U		1.6			1.4			81			11		
		VMP-1-5-082510	8/25/2010	3			<0.026	U		<0.0026	U		<0.0026	U		0.95			0.0032			79			17		
		VMP-1-5-111710	11/17/2010	1			<0.026	U		<0.0026	U		<0.0026	U		3.3			0.0013			76			20		
		VMP-1-5-020411	2/4/2011	8			<0.02	U		0.00015	J		<0.002	U		0.036	J		0.26			84			7.5		
	8.5 ft	VMP-1-8.5	11/2/2009	12			<0.023	U		<0.0023	U		<0.0023	U		<0.11	U		1.5			85			1.5		
		VMP-1-8.5-082510	8/25/2010	4.8			<0.026	U		<0.0026	U		<0.0026	U		4.1			0.0032			78			13		
		VMP-1-8.5-111710	11/17/2010	4.8			<0.025	U		<0.0025	U		<0.0025	U		1.9			0.0012			81			12		
		VMP-1-8.5-111710-Dup	11/17/2010	4.6			<0.025	U		<0.0025	U		<0.0025	U		1.9			0.00088			80			13		
		VMP-1-8.5-020411	2/4/2011	11			<0.024	U		0.00031	J		<0.0024	U		0.025	J		0.56			87			1.6		
	23.5 ft	VMP-1-23.5	11/2/2009	9.8			<0.024	U		0.0038			<0.0024	U		<0.12	U		7.4			80			1.3		
		VMP-1-23.5-083010	8/30/2010	8.1			<0.027	U		0.0052			<0.0027	U		0.032	J		9.7			78			1.6		
		VMP-1-23.5-111810	11/17/2010	1.6			<0.025	U		<0.0025	U		<0.0025	U		0.86			0.000052	J		78			19		
		VMP-1-23.5-020411	2/4/2011	8.9			<0.023	U		0.0052			<0.0023	U		0.016	J		12			76			1.3		
	38.5 ft	VMP-1-38.5	11/2/2009	5.6			<0.022	U		0.017			<0.0022	U		0.23			33			54			1.4		
VMP-2	5 ft	VMP-2-5	11/2/2009	7.8			<0.023	U		<0.0023	U		<0.0023	U		2.4			0.0078			79			11		
		VMP - 2 - 5 - 083110	8/31/2010	10			<0.027	U		0.00086	J		<0.0027	U		0.039	J		1.6			85			3.2		
		VMP-2-5-111610	11/16/2010	11			<0.026	U		0.0021	J		<0.0026	U		0.32			3.6			80			4.6		
		VMP-2-5-020411	2/4/2011	10			<0.028	U		0.00055	J		<0.0028	U		0.013	J		1.7			85			3.2		
	8.5 ft	VMP-2-8.5	11/3/2009	2.5			<0.02	U		<0.002	U		<0.002	U		1.2			<0.0002	U		78			18		
		VMP-2-8.5-D	11/3/2009	2.7			<0.022	U		<0.0022	U		<0.0022	U		1.3			<0.00022	U		78			18		
		VMP-2-8.5-083110	8/31/2010	11			<0.028	U		0.0025	J		<0.0028	U		0.025	J		4.5			82			1.4		
		VMP-2-8.5-111610	11/16/2010	11			<0.025	U		0.0032			<0.0025	U		0.011	J		6.3			80			1.6		
		VMP-2-8.5-020411	2/4/2011	11			<0.026	U		0.0011	J		<0.0026	U		0.86			3.8			82			1.7		
	22 ft	VMP-2-22	11/3/2009	10			<0.022	U		<0.0022	U		<0.0022	U		<0.11	U		0.54			85			4		
		VMP-2-22-083110	8/31/2010	10			<0.028	U		0.004			<0.0028	U		0.041	J		8			79			1.4		
		VMP-2-22-111610	11/16/2010	11			<0.026	U		0.0038			<0.0026	U		<0.13	U		8.2			78			1.5		
		VMP-2-22-020411	2/4/2011	11			<0.024	U		0.0016	J		<0.0024	U		0.01	J		5.1			82			1.5		
	42 ft	VMP-2-42	11/3/2009	5			<0.022	U		0.02			<0.0022	U		<0.11	U		64			16			0.92		
VMP-3	5 ft	VMP-3-5	11/3/2009	8.5			<0.027	U		<0.0027	U		<0.0027	U		0.18			0.037			86			5		
		VMP-3-5-090910	9/9/2010	12			<0.021	U		0.0018	J		<0.0021	U		0.5			7.5			76			2.7		
		VMP-3-5-112210	11/22/2010	8			<0.027	U		0.0028			<0.0027	U		1.5			10			72			6.9		
		VMP-3-5-020911	2/9/2011	4.2			<0.024	U		0.00094	J		<0.0024	U		0.57			3.9			88			2.6		
	10 ft	VMP-3-10	6/21/2010	7.9			<0.03	U		0.01			<0.003	U		<0.15	U		26			60			1.3		
		VMP 3-10-091010	9/10/2010	9.2			<0.024	U		0.012			<0.0024	U		<0.12	U		28			56			1.1		
		VMP-3-10-092010	9/20/2010	8.3			<0.025	U		0.011			<0.0025	U		<0.0068	J	U	26			58			2.9		
		VMP-3-10-112210	11/22/2010	8.7			<0.026	U		0.011			<0.0026	U		0.044	J		25			60			1.6		
		VMP-3-10-112210-Dup	11/22/2010	8.3			<0.026	U		0.0098			<0.0026	U		0.018	J		23			61			2.6		
		VMP-3-10-020811	2/8/2011	8.2			<0.023	U		0.0072			<0.0023	U		0.1	J		18			68			1.8		
	22 ft	VMP-3-22	11/4/2009	8.7			<0.023	U		0.012			<0.0023	U		<0.12	U		25			58			1.1		
		VMP-3-22-092010	9/20/2010	8			<0.024	U		0.013			<0.0024	U		<0.0069	J	U	<0.00024	U		52			1.1		
		VMP-3-22-112210	11/22/2010	8.2			<0.023	U		0.011			<0.0023	U		0.02	J		28			56			1.3		
		VMP-3-22-020811	2/8/2011	7.9			<0.045	U		0.013			<0.0045	U		0.013	J		25			60			1.6		
	31.5 ft	VMP-3-31.5	11/4/2009	5.6			<0.025	U		0.02			<0.0025	U		<0.12	U		43			36			0.77		
		VMP-3-31.5-090910	9/9/2010	4.4			<0.021	U		0.017			<0.0021	U		0.018	J		47			30			1.3		
		VMP-3-31.5-112210	11/22/2010	4.9			<0.026	U		0.017			<0.0026	U		0.024	J		47			32			1.1		
		VMP-3-31.5-020911	2/9/2011	6.4			<0.02	U		0.014			<0.002	U		0.016	J		37			46			2		
	39 ft	VMP-3-39	11/4/2009	5.6			<0.025	U		0.021			<0.0025	U		<0.12	U		45			33			0.79		
VMP-4	5 ft	VMP-4-5	11/5/2009	0.69			<0.025	U		<0.0025	U		<0.0025	U		34			0.029			51			14		
		VMP-4-5-082510	8/25/2010	13			<0.029	U		0.0005	J		<0.0029	U		0.026	J		1.7			83			2.1		
		VMP-4-5-112210	11/22/2010	13			<0.027	U		0.0052			<0.0027	U		0.024	J		14			69			1.9		
		VMP-4-5-021411	2/14/2011	4.8			<0.025	U		0.00027	J		<0.0025	U		2.9			0.7			79			12		
	12 ft	VMP-4-12	11/5/2009	9.6			<0.025	U		<0.0025	U		<0.0025	U		0.26			2.2			84			3.8		
		VMP-4-12-082510	8/25/2010	14			<0.025	U		0.0039			<0.0025	U		0.042	J		17			66			1.2		
		VMP-4-12-112310	11/23/2010	13			<0.026	U		0.0036			<0.0026	U		<0.13	U		12			72			1.3		
		VMP-4-12-021411	2/14/2011	9			<0.026	U		0.0016	J		<0.0026	U		0.35			4.7			80			5.3		
	23.5 ft	VMP-4-23.5	11/5/2009	6.7			<0.023	U		0.021			<0.0023	U		<0.12	U		46			32			0.75		
		VMP-4-23.5-083110	8/31/2010	6.1			<0.029	U		0.018			<0.0029	U		<0.021	J	U	43			38			0.81		
		VMP-4-23.5-112310	11/23/2010	6.7			<0.023	U		0.021			<0.0023	U		0.01	J		50			28			0.77		
		VMP-4-23.5-021411	2/14/2011	6.5			<0.021	U		0.021			<0.0021	U		0.022	J		51			28			0.91		
	39 ft	VMP-4-39	11/5/2009	6.6			<0.024	U		0.02			<0.0024	U		<0.12	U		44			34			1.1		

See last page of table for notes.

TABLE 5
SUMMARY OF SOIL VAPOR ANALYTICAL DETECTIONS - NATURAL GASES

Location	Depth	Sample ID	Sample Date	Carbon Dioxide			Carbon Monoxide			Ethane			Ethene			Helium			Methane			Nitrogen			Oxygen		
				Result (%)	Lab Qualifier	URS Qualifier	Result (%)	Lab Qualifier	URS Qualifier	Result (%)	Lab Qualifier	URS Qualifier	Result (%)	Lab Qualifier	URS Qualifier	Result (%)	Lab Qualifier	URS Qualifier	Result (%)	Lab Qualifier	URS Qualifier	Result (%)	Lab Qualifier	URS Qualifier	Result (%)	Lab Qualifier	URS Qualifier
VMP-5	5 ft	VMP-5-5	11/5/2009	14			<0.022	U		<0.0022	U		<0.0022	U		<0.11	U		2.8			81			1.3		
		VMP-5-5-090910	9/9/2010	12			<0.026	U		0.0036			<0.0026	U		1.6			3.9			78			2.4		
		VMP-5-5-112210	11/22/2010	13			<0.026	U		0.0046			<0.0026	U		0.01	J		7			76			1.6		
		VMP-5-5-021611	2/16/2011	8			<0.025	U		<0.0025	U		<0.0025	U		0.47			0.064			76			15		
	12.5 ft	VMP-5-12.5	11/6/2009	13			<0.026	U		0.004			<0.0026	U		<0.13	U		6.3			78			1.3		
		VMP-5-12.5-D	11/6/2009	13			<0.023	U		0.004			<0.0023	U		<0.12	U		6.3			77			1.6		
		VMP-5-12.5-090910	9/9/2010	14			<0.026	U		0.0032			<0.0026	U		0.039	J		3.7			79			1.3		
		VMP-5-12.5-112310	11/23/2010	12			<0.026	U		<0.0026	U		<0.0026	U		0.026	J		0.025			83			5.2		
		VMP-5-12.5-021611	2/16/2011	13			<0.024	U		0.00031	J		<0.0024	U		0.04	J		0.68			83			2.9		
	31 ft	VMP-5-31	11/6/2009	10			<0.024	U		0.014			<0.0024	U		<0.12	U		24			58			1		
		VMP-5-31-090910	9/9/2010	9			<0.022	U		0.015			<0.0022	U		<0.01	J	U	26			55			1.5		
		VMP-5-31-112310	11/23/2010	9.2			<0.024	U		0.012			<0.0024	U		0.012	J		28			53			1.2		
		VMP-5-31-021611	2/16/2011	9.2			<0.028	U		0.015			<0.0028	U		0.022	J		24			58			1.3		
	40 ft	VMP-5-40	11/6/2009	9.2			<0.033	U		0.012			<0.0033	U		<0.16	U		22			60			2.7		
VMP-6	5 ft	VMP-6-5	11/6/2009	13			<0.024	U		<0.0024	U		<0.0024	U		<0.12	U		3.7			79			3.3		
		VMP-6-5-090810	9/8/2010	15			<0.026	U		0.00049	J		<0.0026	U		<0.016	J	U	1.4			82			1.4		
		VMP-6-5-111610	11/16/2010	14			<0.028	U		0.0012	J		<0.0028	U		0.074	J		2.7			81			1.5		
		VMP-6-5-020711	2/7/2011	1.7			<0.024	U		<0.0024	U		<0.0024	U		0.42			0.000049	J		79			19		
	10 ft	VMP-6-10	11/6/2009	14			<0.026	U		<0.0026	U		<0.0026	U		<0.13	U		4.2			78			2.7		
		VMP-6-10-090810	9/8/2010	15			<0.024	U		0.0012	J		<0.0024	U		<0.014	J	U	3.6			80			1.3		
		VMP-6-10-111710	11/17/2010	9.8			<0.026	U		<0.0026	U		<0.0026	U		0.092	J		<0.00026	U		82			8.5		
		VMP-6-10-020711	2/7/2011	8.5			<0.025	U		<0.0025	U		<0.0025	U		0.67			<0.00025	U		82			9.2		
	31.5 ft	VMP-6-31.5	11/9/2009	14			<0.022	U		0.003			<0.0022	U		<0.11	U		7.7			75			1.4		
		VMP-6-31.5-090810	9/8/2010	14			<0.026	U		0.0032			<0.0026	U		<0.13	U		8.6			74			1.2		
		VMP-6-31.5-111710	11/17/2010	13			<0.025	U		0.003			<0.0025	U		0.012	J		7.5			76			1.4		
		VMP-6-31.5-020711	2/7/2011	13			<0.024	U		0.0023	J		<0.0024	U		0.01	J		5.9			78			1.5		
	39 ft	VMP-6-39	11/9/2009	15			<0.023	U		0.0033			<0.0023	U		<0.11	U		8.3			73			1.3		
VMP-7	5 ft	VMP-7-5	11/9/2009	1.7			<0.023	U		<0.0023	U		<0.0023	U		2.7			<0.00023	U		78			18		
		VMP-7-5-082610	8/26/2010	2.7			<0.026	U		<0.0026	U		<0.0026	U		1.9			0.0002	J		79			16		
		VMP-7-5-111910	11/19/2010	14			<0.024	U		<0.0024	U		<0.0024	U		0.76			0.0052			80			5.1		
		VMP-7-5-020711	2/7/2011	2.6			<0.026	U		<0.0026	U		<0.0026	U		0.082	J		0.000048	J		80			17		
	13.5 ft	VMP-7-13.5	11/9/2009	16			<0.022	U		<0.0022	U		<0.0022	U		<0.11	U		0.1			82			2.1		
		VMP-7-13.5-082610	8/26/2010	16			<0.029	U		0.000083	J		<0.0029	U		0.041	J		0.57			82			1.5		
		VMP-7-13.5-111910	11/19/2010	16			<0.024	U		0.00025	J		<0.0024	U		0.014	J		1.8			80			1.6		
		VMP-7-13.5-020711	2/7/2011	9.5			<0.025	U		<0.0025	U		<0.0025	U		0.0099	J		0.00016	J		82			8.6		
	29.5 ft	VMP-7-29.5	11/9/2009	17			<0.023	U		<0.0023	U		<0.0023	U		<0.11	U		4.4			77			1.3		
		VMP-7-29.5-083110	8/31/2010	15			<0.025	U		0.00058	J		<0.0025	U		<0.019	J	U	4.1			79			1.3		
		VMP-7-29.5-111910	11/19/2010	16			<0.025	U		0.00068	J		<0.0025	U		0.011	J		3.4			79			1.5		
		VMP-7-29.5-020711	2/7/2011	15			<0.026	U		0.00032	J		<0.0026	U		0.2			2			81			1.5		
	38 ft	VMP-7-38	11/9/2009	3.2			<0.024	U		<0.0024	U		<0.0024	U		<0.12	U		0.95			79			17		
		VMP-7-38-020711	2/7/2011	16			<0.022	U		0.00063	J		<0.0022	U		0.0087	J		2.2			80			1.5		
VMP-8	5 ft	VMP-8-5	11/10/2009	5.1			<0.023	U		<0.0023	U		<0.0023	U		<0.12	U		<0.00023	U		79			16		
		VMP-8-5-083010	8/30/2010	7.3			<0.027	U		<0.0027	U		<0.0027	U		0.039	J		0.00032			80			13		
		VMP-8-5-111810	11/17/2010	2			<0.023	U		<0.0023	U		<0.0023	U		0.14			0.0002	J		78			20		
		VMP-8-5-021011	2/10/2011	4			<0.025	U		<0.0025	U		<0.0025	U		0.018	J		0.00015	J		81			15		
	9.5 ft	VMP-8-9.5	11/10/2009	9			<0.022	U		<0.0022	U		<0.0022	U		0.79			<0.00022	U		78			12		
		VMP-8-9.5-083010	8/30/2010	8.4			<0.051	U		<0.0051	U		<0.0051	U		<0.013	J	U	0.000048	J		80			12		
		VMP-8-9.5-083010-DUP	8/30/2010	9.1			<0.025	U		<0.0025	U		<0.0025	U		0.024	J		0.000026	J		81			9.8		
		VMP-8-9.5-111810	11/17/2010	8.5			<0.024	U		<0.0024	U		<0.0024	U		0.026	J		0.000053	J		78			13		
		VMP-8-9.5-021011	2/10/2011	7.9			<0.025	U		<0.0025	U		<0.0025	U		0.015	J		<0.00025	U		79			13		
	23.5 ft	VMP-8-23.5	11/10/2009	10			<0.024	U		<0.0024	U		<0.0024	U		<0.12	U		<0.00024	U		79			11		
		VMP-8-23.5-083010	8/30/2010	9.3			<0.026	U		<0.0026	U		<0.0026	U		0.036	J		0.000032	J		81			9.9		
		VMP-8-23.5-111910	11/19/2010	9.9			<0.025	U		<0.0025	U		<0.0025	U		0.028	J		0.000069	J		79			11		
		VMP-8-23.5-021011	2/10/2011	9.3			<0.027	U		<0.0027	U		<0.0027	U		0.02	J		<0.00027	U		79			12		

See last page of table for notes.

TABLE 5
SUMMARY OF SOIL VAPOR ANALYTICAL DETECTIONS - NATURAL GASES

Location	Depth	Sample ID	Sample Date	Carbon Dioxide			Carbon Monoxide			Ethane			Ethene			Helium			Methane			Nitrogen			Oxygen		
				Result (%)	Lab Qualifier	URS Qualifier	Result (%)	Lab Qualifier	URS Qualifier	Result (%)	Lab Qualifier	URS Qualifier	Result (%)	Lab Qualifier	URS Qualifier	Result (%)	Lab Qualifier	URS Qualifier	Result (%)	Lab Qualifier	URS Qualifier	Result (%)	Lab Qualifier	URS Qualifier	Result (%)	Lab Qualifier	URS Qualifier
VMP-9	5 ft	VMP-9-5	11/11/2009	3.8			<0.022	U		<0.0022	U		<0.0022	U		11			<0.00022	U		69			16		
		VMP-9-5-082610	8/26/2010	10			<0.023	U		<0.0023	U		<0.0023	U		0.012	J		0.000061	J		81			9.1		
		VMP-9-5-111910	11/19/2010	14			<0.024	U		<0.0024	U		<0.0024	U		0.042	J		0.00036			82			3.8		
		VMP-9-5-020811	2/8/2011	1.5			<0.022	U		<0.0022	U		<0.0022	U		0.01	J		<0.00022	U		78			20		
	11.5 ft	VMP-9-11.5	11/11/2009	12			<0.028	U		<0.0028	U		<0.0028	U		2.5			<0.00028	U		79			6.5		
		VMP-9-11.5-082610	8/26/2010	15			<0.026	U		0.00015	J		<0.0026	U		0.042	J		1.8			82			1.4		
		VMP-9-11.5-111910	11/19/2010	16			<0.027	U		<0.0027	U		<0.0027	U		0.021	J		1.5			81			1.6		
		VMP-9-11.5-020911	2/9/2011	10			<0.027	U		<0.0027	U		<0.0027	U		0.024	J		<0.00027	U		83			7		
		VMP-9-11.5-020911-DUP	2/9/2011	9.9			<0.021	U		<0.0021	U		<0.0021	U		0.0097	J		<0.00021	U		82			8.4		
	25.5 ft	VMP-9-25.5	11/10/2009	17			<0.022	U		<0.0022	U		<0.0022	U		<0.11	U		3.8			78			1.2		
		VMP-9-25.5-D	11/10/2009	16			<0.025	U		<0.0025	U		<0.0025	U		<0.12	U		3.8			79			1.3		
		VMP-9-25.5-082610	8/26/2010	14			<0.024	U		0.00042	J		<0.0024	U		0.012	J	J	4.3			80			1.7		
		VMP-9-25.5-082610-DUP	8/26/2010	14			<0.026	U		0.0004	J		<0.0026	U		0.04	J	J	4.3			80			1.5		
		VMP-9-25.5-111910	11/19/2010	15			<0.028	U		0.0002	J		<0.0028	U		<0.14	U		3			80			1.6		
		VMP-9-25.5-020911	2/9/2011	15			<0.025	U		<0.0025	U		<0.0025	U		0.011	J		0.98			83			1.3		
	38.5 ft	VMP-9-38.5	11/10/2009	17			<0.022	U		<0.0022	U		<0.0022	U		<0.11	U		3.2			78			1.2		
		VMP-9-38.5-020911	2/9/2011	16			<0.021	U		0.00011	J		<0.0021	U		<0.1	U		1.4			81			1.5		
VMP-10	5 ft	VMP-10-5	11/11/2009	3.9			<0.022	U		<0.0022	U		<0.0022	U		<0.11	U		<0.00022	U		78			18		
		VMP-10-5-090710	9/7/2010	5.2			<0.026	U		<0.0026	U		<0.0026	U		<0.015	J	U	0.00017	J		80			15		
		VMP-10-5-111810	11/17/2010	3.2			<0.024	U		<0.0024	U		<0.0024	U		0.024	J		<0.00024	U		79			18		
		VMP-10-5-021011	2/10/2011	3.8			<0.024	U		<0.0024	U		<0.0024	U		0.0094	J		0.00014	J		79			17		
	10 ft	VMP-10-10	11/11/2009	9.9			<0.023	U		<0.0023	U		<0.0023	U		<0.11	U		<0.00023	U		79			11		
		VMP-10-10-090710	9/7/2010	7.6			<0.026	U		<0.0026	U		<0.0026	U		<0.0068	J	U	0.00013	J		79			13		
		VMP-10-10-111810	11/17/2010	5.3			<0.026	U		<0.0026	U		<0.0026	U		0.0082	J		<0.00026	U		79			16		
		VMP-10-10-021111	2/11/2011	4			<0.02	U		<0.002	U		<0.002	U		0.016	J		0.00009	J		79			17		
	20 ft	VMP-10-20	11/11/2009	0.15		J	<0.022	U		<0.0022	U		<0.0022	U		<0.11	U		<0.00022	U		78			22		
		VMP-10-20-D	11/11/2009	0.23		J	<0.025	U		<0.0025	U		<0.0025	U		0.58			<0.00025	U		78			21		
		VMP-10-20-090710	9/7/2010	0.22			<0.056	U		<0.0056	U		<0.0056	U		<0.0079	J	U	0.00019	J		80			20		
		VMP-10-20-090710-DUP	9/7/2010	0.16			<0.052	U		<0.0052	U		<0.0052	U		0.076	J		0.00025	J		74			26		
		VMP-10-20-111810	11/17/2010	8.3			<0.049	U		<0.0049	U		<0.0049	U		0.0098	J		<0.00049	U		79			13		
		VMP-10-20-111810-Dup	11/17/2010	7.4			<0.025	U		<0.0025	U		<0.0025	U		0.0043	J		0.000045	J		78			14		
		VMP-10-20-021111	2/11/2011	6.4			<0.051	U		<0.0051	U		<0.0051	U		0.012	J		<0.00051	U		78			16		
	30 ft	VMP-10-30	11/13/2009	16			<0.025	U		<0.0025	U		<0.0025	U		<0.12	U		<0.00025	U		81			3.4		
VMP-11	5 ft	VMP-11-5	11/17/2009	7.8			<0.022	U		<0.0022	U		<0.0022	U		<0.11	U		1			87			4.4		
		VMP-11-5-090710	9/7/2010	8			<0.025	U		<0.0025	U		<0.0025	U		<0.0071	J	U	0.00072			80			12		
		VMP-11-5-112210	11/22/2010	10			<0.026	U		<0.0026	U		<0.0026	U		0.016	J		0.000096	J		80			9.4		
		VMP-11-5-021111	2/11/2011	8.5			<0.023	U		<0.0023	U		<0.0023	U		0.018	J		0.00004	J		80			11		
	8 ft	VMP-11-8	11/17/2009	11			<0.025	U		<0.0025	U		<0.0025	U		0.21			0.01			84			5.1		
		VMP-11-8-080910	9/8/2010	7.8			<0.053	U		<0.0053	U		<0.0053	U		0.018	J		0.0011			76			16		
		VMP-11-8-112210	11/22/2010	11			<0.026	U		<0.0026	U		<0.0026	U		0.031	J		<0.00026	U		80			8.8		
		VMP-11-8-021111	2/11/2011	9.4			<0.025	U		<0.0025	U		<0.0025	U		<0.12	U		<0.00025	U		81			9.7		
		VMP-11-8-021111-DUP	2/11/2011	9.4			<0.024	U		<0.0024	U		<0.0024	U		0.014	J		<0.00024	U		81			9.9		
	29 ft	VMP-11-29	11/18/2009	17			<0.024	U		<0.0024	U		<0.0024	U		<0.12	U		0.14			80			2.4		
		VMP-11-29-090810	9/8/2010	14			<0.026	U		<0.0026	U		<0.0026	U		1			0.048			83			1.6		
		VMP-11-29-112210	11/22/2010	14			<0.028	U		<0.0028	U		<0.0028	U		0.0073	J		0.071			84			1.9		
		VMP-11-29-112210-Dup	11/22/2010	14			<0.028	U		<0.0028	U		<0.0028	U		0.013	J		0.071			84			1.5		
		VMP-11-29-021411	2/14/2011	14			<0.025	U		<0.0025	U		<0.0025	U		0.013	J		0.00048			82			3.6		
	38 ft	VMP-11-38	11/18/2009	16			<0.03	U		<0.003	U		<0.003	U		<0.15	U		0.35			81			1.8		
VMP-12	5 ft	VMP-12-5	11/13/2009	14			<0.025	U		<0.0025	U		<0.0025	U		<0.13	U		33			50			0.9		
		VMP-12-5-090310	9/3/2010	12			<0.027	U		0.0012	J		<0.0027	U		<0.13	U		36			49			0.97		
		VMP-12-5-120310	12/3/2010	13			<0.021	U		0.001	J		<0.0021	U		0.0086	J		36			47			1.3		
		VMP-12-5-021511	2/15/2011	7.6			<0.024	U		0.00044	J		<0.0024	U		0.021	J		18			72			1.6		
	11.5 ft	VMP-12-11.5	11/13/2009	14			<0.022	U		<0.0022	U		<0.0022	U		<0.11	U		34			49			0.84		
		VMP-12-11.5-090310	9/3/2010	13			<0.028	U		0.0011	J		<0.0028	U		<0.14	U		38			46			1.1		
		VMP-12-11.5-120310	12/3/2010	11			<0.021	U		0.00072	J		<0.0021	U		0.039	J		27			58			2.5		
		VMP-12-11.5-021511	2/15/2011	9.1			<0.027	U		0.00099	J		<0.0027	U		0.022	J		35			53			1.5		
		VMP-12-11.5-021511-DUP	2/15/2011	8.6			<0.023	U		0.00094	J		<0.0023	U		0.04	J		34			54			2.3		
	25 ft	VMP-12-25	11/13/2009	14			<0.023	U		<0.0023	U		<0.0023	U		<0.11	U		33			49			0.84		
		VMP-12-25-090310	9/3/2010	13			<0.026	U		0.0012	J		<0.0026	U		<0.0038	J	U	36			47			0.99		
		VMP-12-25-120310	12/3/2010	13			<0.022	U		0.000091	J		<0.0022	U		<0.11	U		4.8			80			1.5		
		VMP-12-25-021511	2/15/2011	13			<0.027	U		0.00089	J		<0.0027	U		0.026	J		32			52			1.4		
	39 ft	VMP-12-39	11/13/2009	14			<0.024	U		<0.0024	U		<0.0024	U		<0.12	U		32			50			0.95		

See last page of table for notes.

TABLE 5
SUMMARY OF SOIL VAPOR ANALYTICAL DETECTIONS - NATURAL GASES

Location	Depth	Sample ID	Sample Date	Carbon Dioxide			Carbon Monoxide			Ethane			Ethene			Helium			Methane			Nitrogen			Oxygen		
				Result (%)	Lab Qualifier	URS Qualifier	Result (%)	Lab Qualifier	URS Qualifier	Result (%)	Lab Qualifier	URS Qualifier	Result (%)	Lab Qualifier	URS Qualifier	Result (%)	Lab Qualifier	URS Qualifier	Result (%)	Lab Qualifier	URS Qualifier	Result (%)	Lab Qualifier	URS Qualifier	Result (%)	Lab Qualifier	URS Qualifier
VMP-13	5 ft	VMP-13-5	11/16/2009	14			<0.024	U		<0.0024	U		<0.0024	U		<0.12	U		0.82			82			2.5		
		VMP 13-5-091310	9/13/2010	8.4			<0.026	U		<0.0026	U		<0.0026	U		<0.13	U		0.00088			84			7		
		VMP-13-5-120110	12/1/2010	6.1			<0.023	U		<0.0023	U		<0.0023	U		0.047	J		<0.00023	U		81			13		
		VMP-13-5-021811	2/18/2011	3.6			<0.073	U		<0.0073	U		<0.0073	U		0.017	J		0.0048			80			16		
	10.5 ft	VMP-13-10.5	11/17/2009	0.14		J	<0.024	U		<0.0024	U		<0.0024	U		<0.12	U		0.0079		J	80			20		
		VMP-13-10.5-D	11/17/2009	0.23		J	<0.025	U		<0.0025	U		<0.0025	U		<0.12	U		0.015		J	79			21		
		VMP 13-10.5-091310	9/13/2010	11			<0.049	U		<0.0049	U		<0.0049	U		<0.24	U		0.068			86			3.4		
		VMP 13-10.5-091310-Dup	9/13/2010	11			<0.048	U		<0.0048	U		<0.0048	U		<0.24	U		0.076			85			3.6		
		VMP-13-10.5-120110	12/1/2010	8.6			<0.026	U		<0.0026	U		<0.0026	U		0.028	J		0.00032			82			8.8		
		VMP-13-10.5-120110-DUP	12/1/2010	8.6			<0.027	U		<0.0027	U		<0.0027	U		<0.14	U		0.0003			83			8.7		
		VMP-13-10.5-021811	2/18/2011	12			<0.027	U		0.00022	J		<0.0027	U		<0.13	U		1.1			84			2.5		
		VMP-13-10.5-021811-DUP	2/18/2011	12			<0.026	U		0.00023	J		<0.0026	U		0.021	J		1.1			85			1.9		
	21.5 ft	VMP-13-21.5	11/17/2009	15			<0.021	U		<0.0021	U		<0.0021	U		<0.11	U		1.6			81			1.3		
		VMP 13-21.5-091310	9/13/2010	12			<0.024	U		0.00034	J		<0.0024	U		<0.12	U		2			83			2.5		
		VMP-13-21.5-120110	12/1/2010	13			<0.024	U		0.00037	J		<0.0024	U		0.02	J		1.8			83			1.8		
		VMP-13-21.5-021811	2/18/2011	12			<0.025	U		0.00026	J		<0.0025	U		0.027	J		1.2			85			1.9		
	29.5 ft	VMP-13-29.5	11/17/2009	13			<0.024	U		<0.0024	U		<0.0024	U		<0.12	U		1.6			81			1.7		
		VMP-13-29.5-021811	2/18/2011	13			<0.022	U		0.00052	J		<0.0022	U		0.01	J		1.8			83			1.6		
VMP-14	5 ft	VMP-14-5	11/20/2009	2			<0.026	U		<0.0026	U		<0.0026	U		0.13			0.0013			87			11		
		VMP 14-5-091010	9/10/2010	19			<0.025	U		0.0063			<0.0025	U		0.01	J		10			69			1.8		
		VMP-14-5-120110	12/1/2010	2.6			<0.024	U		<0.0024	U		<0.0024	U		0.025	J		0.00007	J		85			12		
		VMP-14-5-021711	2/17/2011	1.9			<0.026	U		<0.0026	U		<0.0026	U		0.031	J		0.016			93			5		
	11.5 ft	VMP-14-11.5	11/16/2009	12			<0.025	U		0.005			<0.0025	U		<0.12	U		15			71			1.4		
		VMP 14-11.5-091010	9/10/2010	16			<0.023	U		0.01			<0.0023	U		0.0087	J		20			62			1.1		
		VMP-14-11.5-120110	12/2/2010	3.6			<0.025	U		0.001	J		<0.0025	U		0.029	J		2.8			92			1.6		
		VMP-14-11.5-120110-DUP	12/2/2010	3.6			<0.024	U		0.001	J		<0.0024	U		0.0068	J		2.8			92			1.6		
		VMP-14-11.5-021711	2/17/2011	3.6			<0.028	U		<0.0028	U		<0.0028	U		0.0073	J		0.15			93			3		
		VMP-14-11.5-021711-DUP	2/17/2011	3.7			<0.028	U		<0.0028	U		<0.0028	U		0.039	J		0.16			93			2.8		
	20 ft	VMP-14-20	11/16/2009	18			<0.024	U		0.0062			<0.0024	U		<0.12	U		18			60			1.3		
		VMP 14-20-091010	9/10/2010	17			<0.023	U		0.012			<0.0023	U		<0.12	U		22			57			0.97		
		VMP 14-20-091010-Dup	9/10/2010	17			<0.024	U		0.011			<0.0024	U		<0.12	U		22			57			1.1		
		VMP-14-20-120110	12/2/2010	18			<0.024	U		0.0047			<0.0024	U		0.0053	J		19			59			1.2		
		VMP-14-20-021811	2/18/2011	16			<0.027	U		0.0058			<0.0027	U		0.025	J		13			67			1.7		
	29 ft	VMP-14-29	11/16/2009	17			<0.023	U		0.0073			<0.0023	U		<0.12	U		18			60			1		
		VMP-14-29-021811	2/18/2011	16			<0.026	U		0.0062			<0.0026	U		0.61			13			66			1.6		
VMP-15	5 ft	VMP-15-5	11/18/2009	13			<0.025	U		<0.0025	U		<0.0025	U		<0.13	U		<0.00025	U		82			4.8		
		VMP-15-5-D	11/18/2009	13			<0.025	U		<0.0025	U		<0.0025	U		<0.13	U		<0.00025	U		82			4.8		
		VMP 15-5-091410	9/14/2010	17			<0.025	U		<0.0025	U		<0.0025	U		<0.0071	J	U	0.00012	J		80			3		
		VMP-15-5-113010	11/30/2010	15			<0.024	U		0.00077	J		<0.0024	U		0.04	J		1.3			82			1.5		
		VMP-15-5-021611	2/16/2011	10			<0.028	U		<0.0028	U		<0.0028	U		0.022	J		0.069			85			4.9		
	21.5 ft	VMP-15-21.5	11/18/2009	18			<0.023	U		0.012			<0.0023	U		<0.11	U		19			60			1.2		
		VMP 15-21.5-091410	9/14/2010	17			<0.025	U		0.012			<0.0025	U		1			13			66			2.3		
		VMP-15-21.5-113010	11/30/2010	19			<0.024	U		0.0085			<0.0024	U		0.22			11			68			1.3		
		VMP-15-21.5-021611	2/16/2011	18			<0.027	U		0.0034			<0.0027	U		0.0097	J		5.4			75			1.6		
	25.5 ft	VMP-15-25.5	11/18/2009	17			<0.024	U		0.014			<0.0024	U		<0.12	U		20			60			1.1		
		VMP 15-25.5-091410	9/14/2010	7.1			<0.067	U		<0.0067	U		<0.0067	U		5.3			0.013			74			14		
		VMP-15-25.5-021611	2/16/2011	7.6			<0.026	U		0.0004	J		<0.0026	U		4.3			0.6			79			8.5		
	29 ft	VMP-15-29	11/19/2009	17			<0.024	U		0.014			<0.0024	U		<0.12	U		20			60			1.2		

TABLE 5
SUMMARY OF SOIL VAPOR ANALYTICAL DETECTIONS - NATURAL GASES

Location	Depth	Sample ID	Sample Date	Carbon Dioxide			Carbon Monoxide			Ethane			Ethene			Helium			Methane			Nitrogen			Oxygen		
				Result (%)	Lab Qualifier	URS Qualifier	Result (%)	Lab Qualifier	URS Qualifier	Result (%)	Lab Qualifier	URS Qualifier	Result (%)	Lab Qualifier	URS Qualifier	Result (%)	Lab Qualifier	URS Qualifier	Result (%)	Lab Qualifier	URS Qualifier	Result (%)	Lab Qualifier	URS Qualifier	Result (%)	Lab Qualifier	URS Qualifier
VMP-16	5 ft	VMP-16-5	11/20/2009	0.12			<0.025	U		<0.0025	U		<0.0025	U		38			<0.00025	U		49			13		
		VMP-16-5-090210	9/2/2010	18			<0.024	U		0.0014	J		<0.0024	U		0.032	J		43			38			1		
		VMP-16-5-112910	11/29/2010	12			<0.022	U		0.0008	J		<0.0022	U		0.1	J		32			48			7.3		
		VMP-16-5-021511	2/15/2011	15			<0.026	U		0.00093	J		<0.0026	U		0.03	J		43			40			1		
	13.5 ft	VMP-16-13.5	11/19/2009	0.79			<0.024	U		<0.0024	U		<0.0024	U		24			0.1			58			17		
		VMP-16-13.5-090210	9/2/2010	19			<0.025	U		0.0014	J		<0.0025	U		<0.017	J	U	46			34			0.78		J
		VMP-16-13.5-090210-DUP	9/2/2010	18			<0.025	U		0.0014	J		<0.0025	U		<0.02	J	U	45			35			2		J
		VMP-16-13.5-112910	11/29/2010	17			<0.022	U		0.0012	J		<0.0022	U		0.011	J		50			31			0.84		
		VMP-16-13.5-021611	2/16/2011	15			<0.027	U		0.00087	J		<0.0027	U		0.013	J		37			46			1.1		
		VMP-16-13.5-021611-DUP	2/16/2011	14			<0.026	U		0.00084	J		<0.0026	U		0.039	J		36			49			1.1		
	19 ft	VMP-16-19	11/19/2009	2.2			<0.026	U		<0.0026	U		<0.0026	U		14			3.9			65			15		
		VMP-16-19-090210	9/2/2010	19			<0.025	U		0.0014	J		<0.0025	U		<0.12	U		51			28			0.73		
		VMP-16-19-112910	11/29/2010	17			<0.022	U		0.0012	J		<0.0022	U		0.014	J		51			29			1.5		
		VMP-16-19-021611	2/16/2011	14			<0.026	U		0.0009	J		<0.0026	U		0.016	J		40			44			1.3		
	31 ft	VMP-16-31	11/19/2009	4			<0.023	U		<0.0023	U		<0.0023	U		8.7			12			66			9.2		
		VMP-16-31-D	11/19/2009	3.7			<0.023	U		<0.0023	U		<0.0023	U		8.4			11			67			9.4		
		VMP-16-31-112910	11/29/2010	17			<0.022	U		0.0012	J		<0.0022	U		0.034	J		51			29			1.2		
VMP-17	5 ft	VMP-17-5	6/21/2010	6.7			<0.029	U		<0.0029	U		<0.0029	U		<0.14	U		0.00014	J		81			12		
		VMP-17-5-DUP	6/21/2010	6.8			<0.03	U		<0.003	U		<0.003	U		<0.15	U		0.00018	J		81			12		
		VMP-17-5-090110	9/1/2010	7.8			<0.054	U		<0.0054	U		<0.0054	U		0.089	J		<0.000048	J	U	80			12		
		VMP-17-5-112210	11/22/2010	5			<0.027	U		<0.0027	U		<0.0027	U		0.011	J		<0.00027	U		79			16		
		VMP-17-5-020711	2/7/2011	2			<0.051	U		<0.0051	U		<0.0051	U		<0.25	U		0.00017	J		73			25		
VMP-18	8.5 ft	VMP-18-8.5	6/18/2010	7.7			<0.029	U		<0.0029	U		<0.0029	U		<0.14	U		0.000026	J		81			11		
		VMP-18-8.5-090710	9/7/2010	9.3			<0.026	U		<0.0026	U		<0.0026	U		0.021	J		0.00011	J		80			11		
		VMP-18-8.5-111910	11/19/2010	8.2			<0.022	U		<0.0022	U		<0.0022	U		0.015	J		0.000054	J		80			12		
		VMP-18-8.5-020711	2/7/2011	5.6			<0.047	U		<0.0047	U		<0.0047	U		<0.23	U		<0.00047	U		79			15		
		VMP-18-8.5-020711-DUP	2/7/2011	5.8			<0.023	U		<0.0023	U		<0.0023	U		0.029	J		<0.00023	U		80			14		
VMP-19	5 ft	VMP-19-5	6/18/2010	8.7			<0.027	U		<0.0027	U		<0.0027	U		0.03			<0.00027	U		79			12		
		VMP-19-5-090110	9/1/2010	10			<0.053	U		<0.0053	U		<0.0053	U		0.049	J		0.00099			81			9.1		
		VMP-19-5-111510	11/15/2010	8.5			<0.028	U		<0.0028	U		<0.0028	U		<0.14	U		<0.00028	U		80			12		
		VMP-19-5-020411	2/4/2011	5.8			<0.024	U		<0.0024	U		<0.0024	U		0.018	J		0.00014	J		79			15		
VMP-20	5 ft	VMP-20-5-031411	3/14/2011	9.3			<0.024	U		<0.0024	U		<0.0024	U		0.012	J		0.00017	J		83			7.9		
	10 ft	VMP-20-10-031411	3/14/2011	6.8			<0.024	U		<0.0024	U		<0.0024	U		<0.12	U		0.000065	J		83			10		
	25 ft	VMP-20-25-031411	3/14/2011	9.4			<0.024	U		<0.0024	U		<0.0024	U		0.0059	J		<0.00024	U		87			3.2		
VMP-21	5 ft	VMP-21-5-020911	2/9/2011	5.2			<0.023	U		0.00039	J		<0.0023	U		0.01	J		0.91			84			9.2		
		VMP-21-5-020911-DUP	2/9/2011	5.3			<0.024	U		0.00045	J		<0.0024	U		<0.12	U		0.91			84			9.2		
	10 ft	VMP-21-10-021011	2/10/2011	6.4			<0.025	U		0.00019	J		<0.0025	U		0.3			0.41			83			9.7		
	25 ft	VMP-21-25-021011	2/10/2011	6.4			<0.023	U		0.0017	J		<0.0023	U		0.0092	J		3.6			87			1.5		
	33 ft	VMP-21-33-021011	2/10/2011	5.8			<0.023	U		0.0015	J		<0.0023	U		0.15			3.7			86			1.9		
VMP-22	5 ft	VMP-22-5-021111	2/11/2011	8.4			<0.026	U		<0.0026	U		<0.0026	U		0.06	J		0.0078			84			8		
	10 ft	VMP-22-10-021111	2/11/2011	10			<0.024	U		<0.0024	U		<0.0024	U		0.031	J		0.0034			84			5.5		
	18 ft	VMP-22-18-021111	2/11/2011	11			<0.026	U		0.0008	J		<0.0026	U		0.014	J		1.5			85			1.7		
VMP-23	5 ft	VMP-23-5-021511	2/15/2011	1.8			<0.026	U		<0.0026	U		<0.0026	U		0.1	J		0.00015	J		79			19		
	10 ft	VMP-23-10-021511	2/15/2011	8.1			<0.027	U		<0.0027	U		<0.0027	U		0.022	J		<0.00027	U		82			10		
	25 ft	VMP-23-25-021511	2/15/2011	14			<0.025	U		<0.0025	U		<0.0025	U		0.02	J		0.000065	J		84			1.9		
VMP-24	5 ft	VMP-24-5-021611	2/16/2011	6.5			<0.028	U		<0.0028	U		<0.0028	U		0.016	J		0.00015	J		79			14		
	10 ft	VMP-24-10-021711	2/17/2011	9			<0.027	U		<0.0027	U		<0.0027	U		0.02	J		0.000078	J		79			12		
	22 ft	VMP-24-22-021711	2/17/2011	9.7			<0.027	U		<0.0027	U		<0.0027	U		0.16			0.00031			78			12		
	34 ft	VMP-24-34-021711	2/17/2011	10			<0.027	U		<0.0027	U		<0.0027	U		0.15			0.000049	J		79			11		
VMP-25	5 ft	VMP-25-5-031511	3/15/2011	4.5			<0.024	U		<0.0024	U		<0.0024	U		<0.12	U		0.044			93			2.9		
	21 ft	VMP-23-21-031511	3/15/2011	15			<0.024	U		0.029			<0.0024	U		<0.12	U		30			50			1.1		
		VMP-23-21-031511-DUP	3/15/2011	14			<0.024	U		0.029			<0.0024	U		<0.12	U		29			52			1.2		

Notes
Lab Qualifiers
J = Estimated value; results between the MDL and RL
U = Compound analyzed for but not detected above the RL
URS Qualifiers
J = Estimated detection
UJ = Estimated non-detect
U = Non-detect due to blank contamination

File: P:\ENVIRONMENTAL\SHELL OIL PRODUCT US\B-ROXANA-ROUTE 111\2156XXXX_ROXANA INVESTIGATION & ASSESSMENT\SOIL VAPOR SAMPLING\2011\1Q 2011\FIGURES\FIGURE 1 INVESTIGATION AREA LOCATION MAP.DWG Last edited: 06/03/11 @ 09:48 a.m. @ WCC-ST.LOUIS

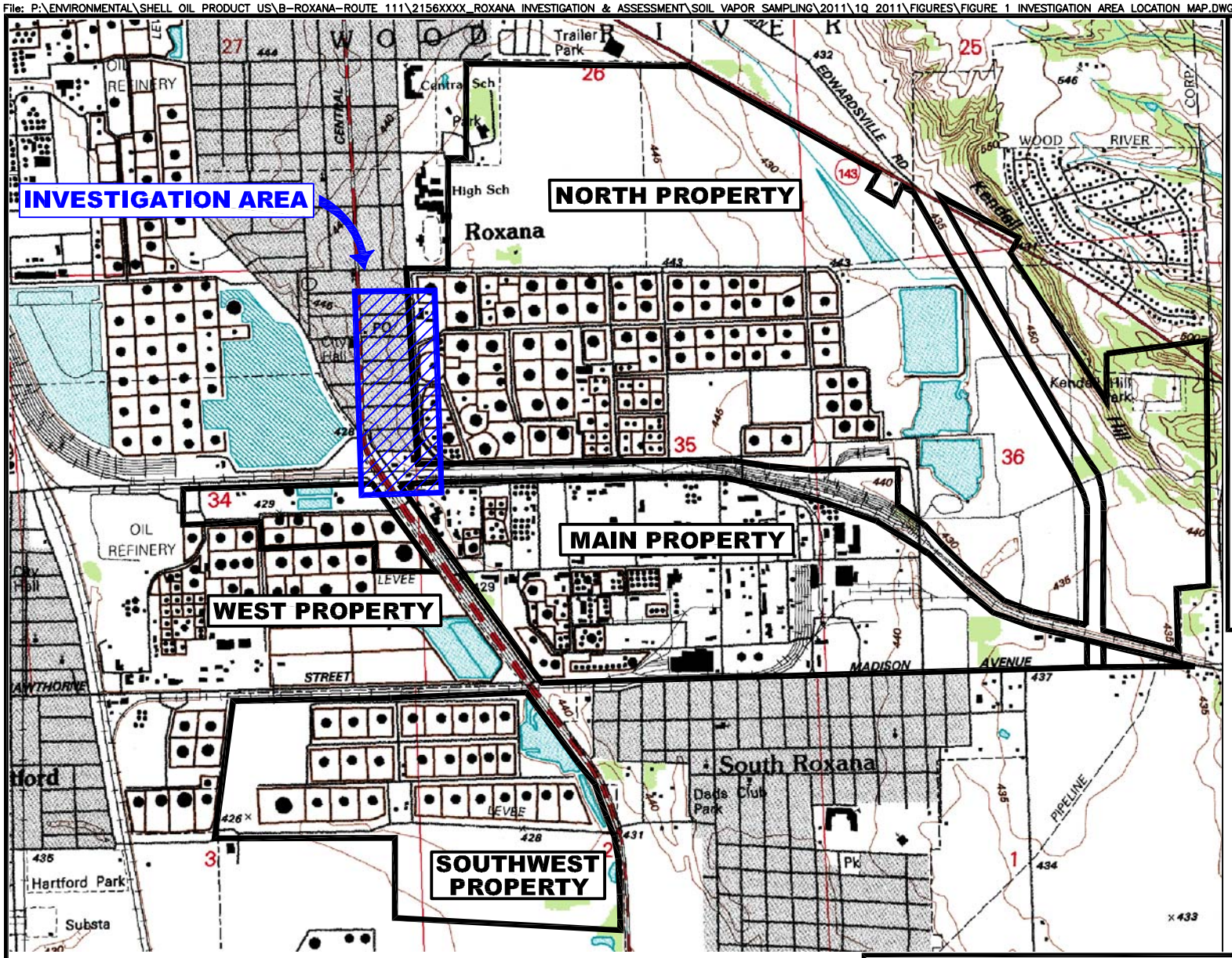

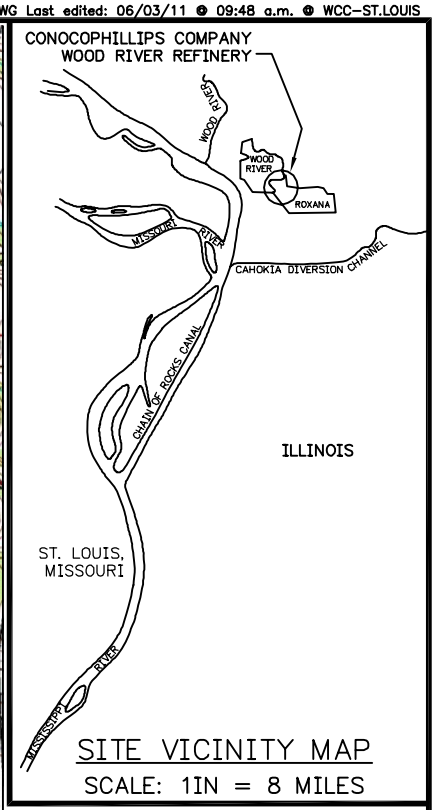

SITE VICINITY MAP
SCALE: 1IN = 8 MILES

LEGEND
- WOOD RIVER REFINERY PROPERTY BOUNDARY
- INVESTIGATION AREA

SOURCE:
MAP TAKEN FROM ELECTRONIC USGS DIGITAL RASTER GRAPHIC 7.5 MINUTE TOPOGRAPHIC MAP OF WOOD RIVER, ILL-MO REVISED 1994.

CONTOUR INTERVAL = 5 FT

Ø 2ØØØ
SCALE FEET

N

SHELL OIL PRODUCTS US
ROXANA, ILLINOIS

PROJECT NO.
21562593

URS

DRN. BY: djd June 2011
DSGN. BY: djd
CHKD. BY: mpm

Investigation Area Location Map

FIG. NO.
1

File: P:\ENVIRONMENTAL\SHELL OIL PRODUCT US\B-ROXANA-ROUTE 111\2156XXXX_ROXANA INVESTIGATION & ASSESSMENT\SOIL VAPOR SAMPLING\2011\1Q 2011\FIGURES\FIGURE 2 VAPOR MONITORING POINT LOCATIONS.DWG Last edited: JUN. 03, 11 @ 10:48 a.m. by: david_deguire

LEGEND

VAPOR MONITORING POINT LOCATION

WRR PROPERTY BOUNDARY

TYDEMAN AVE

FIRST ST

SECOND ST

THIRD ST

FOURTH ST

FIFTH ST

SIXTH ST

SEVENTH ST

EIGHTH ST

RAND AVENUE

(S. CENTRAL AVE) HIGHWAY 111

CHAFFER ST

VILLAGE OF ROXANA

NORTH PROPERTY

VILLAGE

BP

WOOD RIVER REFINERY

PUBLIC WORKS YARD

1986 APPROXIMATE BENZENE RELEASE SITE

VMP-1
VMP-2
VMP-3
VMP-4
VMP-5
VMP-6
VMP-7
VMP-8
VMP-9
VMP-10
VMP-11
VMP-12
VMP-13
VMP-14
VMP-15
VMP-16
VMP-17
VMP-18
VMP-19
VMP-20
VMP-21
VMP-22
VMP-23
VMP-24
VMP-25

A-28
A-33
A-27

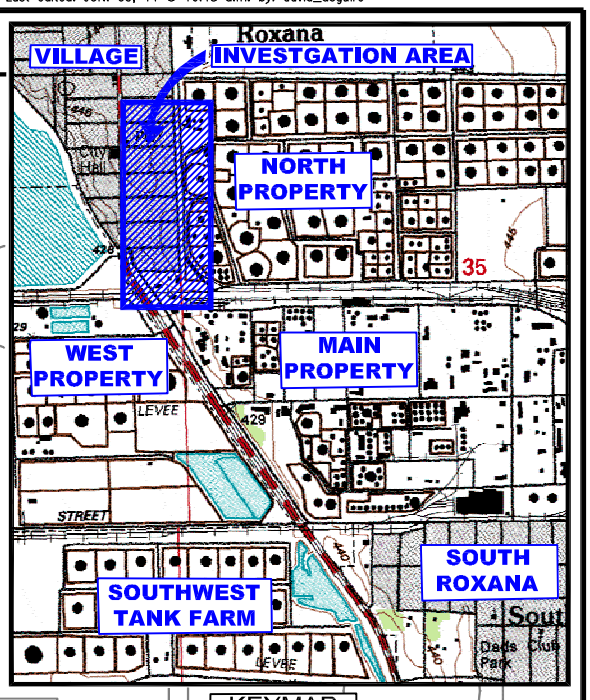

KEYMAP
1" = 2,500'

Ø 200
SCALE FEET

N

SHELL OIL PRODUCTS US ROXANA, ILLINOIS	PROJECT NO. 21562593
URS	
DRN. BY:mpm June 2011 DSGN. BY:djd CHKD. BY:tja	Vapor Monitoring Point Locations — FIG. NO. 2

File: P:\ENVIRONMENTAL\SHELL OIL PRODUCT US\B-ROXANA-ROUTE 111\2156XXXX_ROXANA INVESTIGATION & ASSESSMENT\SOIL VAPOR SAMPLING\2011\1Q 2011\REPORT\FIGURES\FIGURE 3 VAPOR PORT SCREEN COMPARISON TO GW ELEVATIONS.DWG Last edited: JUN. 07, 11 @ 1:34 p.m. by: david_deguire

LEGEND

- GROUNDWATER MONITORING LOCATION GAUGED
- VAPOR MONITORING POINT LOCATION (WITH ELEVATION OF TOP OF DEEPEST PORT SCREEN)
- GROUNDWATER MONITORING LOCATION (NOT GAUGED AND/OR NOT USED TO GENERATE CONTOUR LINES)
- WRR PROPERTY BOUNDARY
- GROUNDWATER ELEVATION CONTOUR LINE

NOTES:

WATER LEVELS WERE OBTAINED DURING A COMPREHENSIVE GAUGING EVENT ON JANUARY 31, 2011.

1. CONTOUR LINES PRIMARILY GENERATED BY SURFER VERSION 8 MODELING. SOME INTERPRETATION WAS DONE UTILIZING PROFESSIONAL JUDGMENT AND CONTOUR LINES WERE MODIFIED BY HAND.
2. GROUNDWATER ELEVATIONS IN WELLS WHERE LNAPL WAS ENCOUNTERED WERE CORRECTED BY A SPECIFIC GRAVITY OF 0.74.

P-84A
P-84B
P-84C
P-84D

406

TYDEMAN AVE
T-13 405.76
T-1
FIRST ST
MW-9 405.40
MW-10 405.50
VMP-1 404.70
SECOND ST
VMP-20
VMP-2 401.56
P-55 405.03
P-60-12 404.47
P-60-12S
THIRD ST
P-60-11 404.72
P-68 405.12
ROST-3-PZ 404.79
ROST-4-PZ 405.18
P-60 404.51
A-28
T-24 404.72
A-23
MW-11 404.97
VMP-21
VMP-3 403.22
P-54 404.70
P-60-13 404.37
P-60-13S
T-12 403.83
FOURTH ST
P-69 404.16
P-70 404.78
P-62 405.22
A-27
VMP-22
VMP-4 404.09
VILLAGE
P-74 404.33
P-61 404.78
FIFTH ST
CHAFFER ST
P-59 404.18
MW-12 404.96
VMP-23
VMP-5 404.59
P-56 402.86
(S. CENTRAL AVE) HIGHWAY 111
404
405
WOOD RIVER REFINERY
SIXTH ST
MW-2 (B-2) 405.05
BP
MW-1 (B-1) 405.05
VMP-6 405.18
VMP-7 405.68
MW-4 (B-4) 405.30
SEVENTH ST
VMP-24
T-6 405.22
P-71 406.33
VMP-8 406.15
VMP-9 405.73
P-57 405.26
MW-3 (B-3) 405.19
MW-7 (B-7) 405.43
VMP-18 ~434
VMP-19 ~438
P-93A 405.37
P-93B
P-93C
P-93D
P-73 405.39
EIGHTH ST
MW-5 (B-5)
VMP-10 404.72
VMP-11 405.46
VMP-12 405.46
MW-8 (B-8)
VMP-17 ~438.5
P-58 405.62
VMP-13 406.03
1986 APPROXIMATE BENZENE RELEASE SITE
RAND AVENUE
VMP-14 405.94
VMP-25
VMP-15 404.46
P-66 405.75
VMP-16 405.95
P-75 405.86
MW-13 405.67
MW-6 (B-6) 405.86
P-114 405.14
P-117 404.59
P-116 404.64
P-115 405.00
WEST PROPERTY
P-119 405.94
404
406
T-64 403.47
T-63 405.33
T-62 405.85
0 300
SCALE FEET
N

SHELL OIL PRODUCTS US ROXANA, ILLINOIS	PROJECT NO. 21562593
URS	
DRN. BY: mpm June 2011 DSGN. BY: djd CHKD. BY: tja	Vapor Port Screen Comparison to Groundwater Elevations
	FIG. NO. 3

File: P:\ENVIRONMENTAL\SHELL OIL PRODUCT US\B-ROXANA-ROUTE 111\2156XXXX_ROXANA INVESTIGATION & ASSESSMENT\SOIL VAPOR SAMPLING\2011\1Q 2011\FIGURES\FIGURE 4 SUMMARY OF BENZENE SOIL VAPOR ANALYTICAL RESULTS (VILLAGE).DWG Last edited: JUN. 03, 11 @ 11:09 a.m. by: david_deguire

LEGEND

- VAPOR MONITORING POINT LOCATION
- BENZENE CONCENTRATION > SCREENING CRITERION (Ø.37 MG/M^3)

NOTES:

1. SOIL VAPOR SAMPLES WERE ANALYZED FOR VOC'S VIA EPA METHOD TO-15 AND NATURAL GASES VIA ASTM METHOD D-1946. ANALYTICAL RESULTS FOR BENZENE ONLY ARE SHOWN ON THIS FIGURE.
2. SCREEN SUBMERGED BELOW WATER TABLE. NO SAMPLE COLLECTED.
3. J = RESULT IS ESTIMATED

TYDEMAN AVE

FIRST ST

SECOND ST

THIRD ST

FOURTH ST

FIFTH ST

SIXTH ST

SEVENTH ST

EIGHTH ST

(S. CENTRAL AVE) HIGHWAY 111

CHAFFER ST

RAND AVENUE

VILLAGE

NORTH PROPERTY

WOOD RIVER REFINERY

BP

PUBLIC WORKS YARD

1986 APPROXIMATE BENZENE RELEASE SITE

VMP-1 VMP-2 VMP-3 VMP-4 VMP-5 VMP-6 VMP-7 VMP-8 VMP-9 VMP-10 VMP-11 VMP-12 VMP-13 VMP-14 VMP-15 VMP-16 VMP-17 VMP-18 VMP-19 VMP-20 VMP-21 VMP-22 VMP-23 VMP-24 VMP-25

Location	Depth	Benzene (mg/m³) 4Q09	3Q10	4Q10	1Q11
VMP-20	5 ft				0.27
	10 ft				0.21
	25 ft				0.0022 J
	39.5 ft				Not Sampled[2]

Location	Depth	Benzene (mg/m³) 4Q09	3Q10	4Q10	1Q11
VMP-1	5 ft	<0.38	0.044	0.0069 J	0.14 J
	8.5 ft	<0.52	0.0079 J	0.0035 J / 0.0034 J	0.26 J
	23.5 ft	<1.3	1.4	0.0014 J	<3.7
	38.5 ft	3.80	Not Sampled[2]	Not Sampled[2]	Not Sampled[2]

Location	Depth	Benzene (mg/m³) 4Q09	3Q10	4Q10	1Q11
VMP-2	5 ft	<0.46	0.89 J	<2.1	<0.55
	8.5 ft	<0.16 / <0.17	1.4	<4.0	<1.4
	22 ft	<0.89	1.7 J	<4.2	0.75 J
	42 ft	84.00	Not Sampled[2]	Not Sampled[2]	Not Sampled[2]

Location	Depth	Benzene (mg/m³) 4Q09	2Q10	3Q10	4Q10	1Q11
VMP-3	5 ft	<0.017		7.8	2.8 J	<1.9
	10 ft		8.6	14 / 9J	18 / 15	13
	22 ft	52		34	36	26
	31.5 ft	240		210	180	100
	39 ft	240		Not Sampled[2]	Not Sampled[2]	Not Sampled[2]

Location	Depth	Benzene (mg/m³) 4Q09	3Q10	4Q10	1Q11
VMP-4	5 ft	<0.04	0.27	41 / 11	2.3
	12 ft	3.2	28	15	5.2
	23.5 ft	540	490 J	510	340
	39 ft	660	Not Sampled[2]	Not Sampled[2]	Not Sampled[2]

Location	Depth	Benzene (mg/m³) 4Q09	3Q10	4Q10	1Q11
VMP-5	5 ft	1.5	7.6 J	9.1	0.024
	12.5 ft	5.8 / 6	11	0.54	<0.63
	31 ft	160	200	180	74
	40 ft	70	Not Sampled[2]	Not Sampled[2]	Not Sampled[2]

Location	Depth	Benzene (mg/m³) 4Q09	3Q10	4Q10	1Q11
VMP-6	5 ft	5.8 J	1	9	0.0033 J
	10 ft	6.4	2.9 J	0.0053	0.0084
	31.5 ft	28	29	30	30
	39 ft	40	Not Sampled[2]	Not Sampled[2]	Not Sampled[2]

Location	Depth	Benzene (mg/m³) 4Q09	3Q10	4Q10	1Q11
VMP-7	5 ft	0.015	0.012	0.001 J	0.041
	13.5 ft	<0.028	0.15	1.3	0.027
	29.5 ft	120 J	86 J	62	60
	38 ft	54 J	Not Sampled[2]	Not Sampled[2]	57

Location	Depth	Benzene (mg/m³) 4Q09	3Q10	4Q10	1Q11
VMP-8	5 ft	<0.003	0.021	<0.0037	0.014
	8.5 ft	<0.003	0.015 J / 0.012 J	0.0025 J	<0.004
	23.5 ft	<0.003	0.013	2.9 J	0.0079
	35.5 ft	Not Sampled[2]	Not Sampled	Not Sampled	Not Sampled[2]

Location	Depth	Benzene (mg/m³) 4Q09	3Q10	4Q10	1Q11
VMP-9	5 ft	<0.003	0.0088	< 0.0038	<0.0035
	11.5 ft	<0.003	0.16	0.110 J	<0.0043 / <0.0033
	25.5 ft	12 / 4.9	3.2 / 3.3	1.9	0.079 J
	38.5 ft	1,300	Not Sampled[2]	Not Sampled[2]	0.89

Location	Depth	Benzene (mg/m³) 2Q10	3Q10	4Q10	1Q11
VMP-19	5 ft	0.02	0.019	0.0092	0.015

Location	Depth	Benzene (mg/m³) 2Q10	3Q10	4Q10	1Q11
VMP-18	8.5 ft	0.0048	0.093	< 0.0034	0.0024 J / 0.0013 J

Location	Depth	Benzene (mg/m³) 4Q09	3Q10	4Q10	1Q11
VMP-21	5 ft				<1.5 / <2.5
	10 ft				<1.3
	25 ft				1.7 J
	33 ft				1.8 J

Location	Depth	Benzene (mg/m³) 4Q09	3Q10	4Q10	1Q11
VMP-22	5 ft				0.029 J
	10 ft				0.021 J
	18 ft				0.67 J
	38 ft				Not Sampled[2]

Location	Depth	Benzene (mg/m³) 4Q09	3Q10	4Q10	1Q11
VMP-23	5 ft				0.023
	10 ft				0.0014 J
	25 ft				0.018
	40 ft				Not Sampled[2]

Location	Depth	Benzene (mg/m³) 4Q09	3Q10	4Q10	1Q11
VMP-24	5 ft				0.019
	10 ft				1.4
	22 ft				0.95
	34 ft				0.084

Ø 200 SCALE FEET

N

SHELL OIL PRODUCTS US ROXANA, ILLINOIS	PROJECT NO. 21562593
URS	
DRN. BY: mpm June 2011 DSGN. BY: djd CHKD. BY: tja	Summary of Benzene Soil Vapor Analytical Results – Village
	FIG. NO. 4

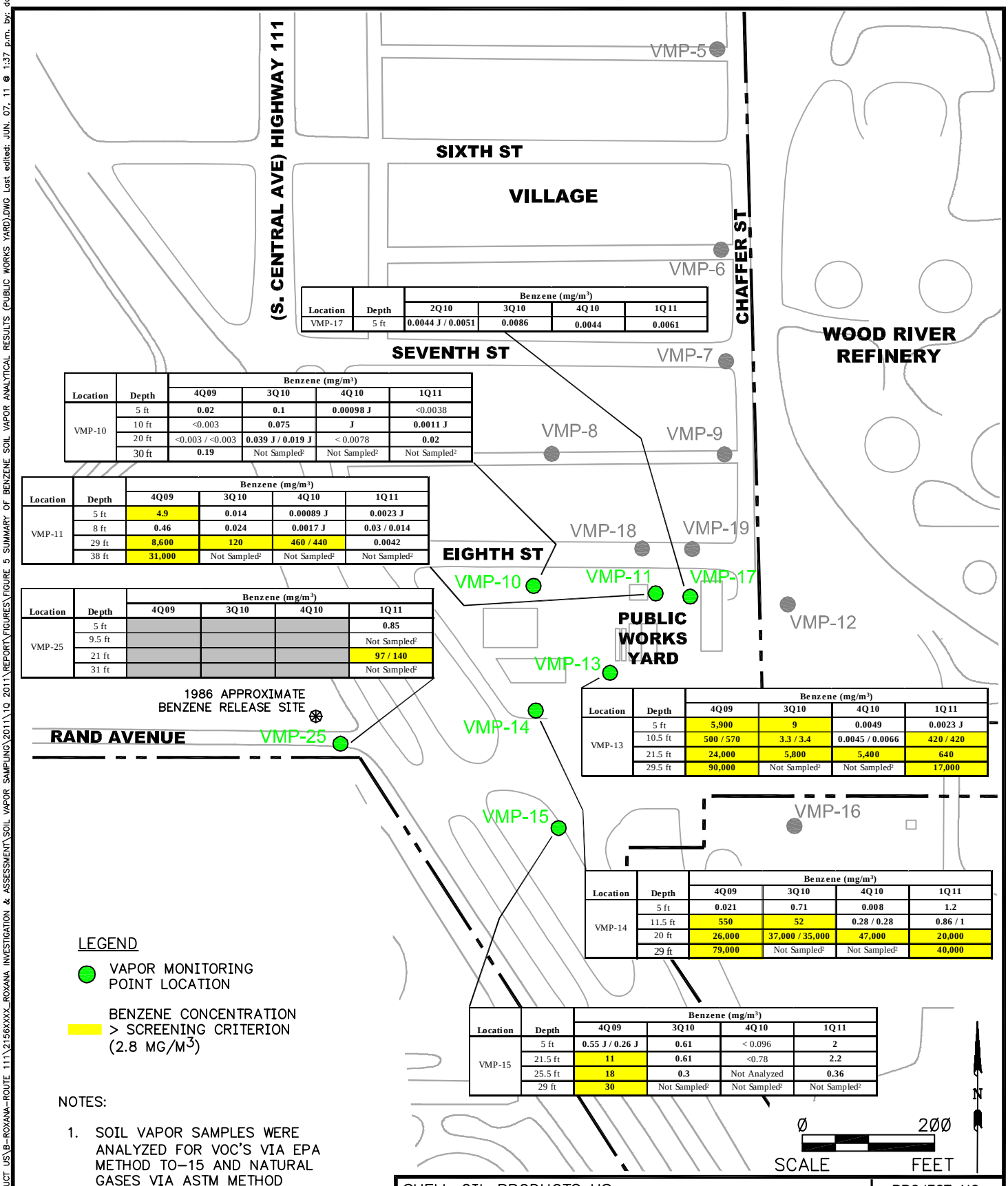

Location	Depth	Benzene (mg/m³) 2Q10	3Q10	4Q10	1Q11
VMP-17	5 ft	0.0044 J / 0.0051	0.0086	0.0044	0.0061

Location	Depth	Benzene (mg/m³) 4Q09	3Q10	4Q10	1Q11
VMP-10	5 ft	0.02	0.1	0.00098 J	<0.0038
	10 ft	<0.003	0.075	J	0.0011 J
	20 ft	<0.003 / <0.003	0.039 J / 0.019 J	< 0.0078	0.02
	30 ft	0.19	Not Sampled[2]	Not Sampled[2]	Not Sampled[2]

Location	Depth	Benzene (mg/m³) 4Q09	3Q10	4Q10	1Q11
VMP-11	5 ft	4.9	0.014	0.00089 J	0.0023 J
	8 ft	0.46	0.024	0.0017 J	0.03 / 0.014
	29 ft	8,600	120	460 / 440	0.0042
	38 ft	31,000	Not Sampled[2]	Not Sampled[2]	Not Sampled[2]

Location	Depth	Benzene (mg/m³) 4Q09	3Q10	4Q10	1Q11
VMP-25	5 ft				0.85
	9.5 ft				Not Sampled[2]
	21 ft				97 / 140
	31 ft				Not Sampled[2]

Location	Depth	Benzene (mg/m³) 4Q09	3Q10	4Q10	1Q11
VMP-13	5 ft	5,900	9	0.0049	0.0023 J
	10.5 ft	500 / 570	3.3 / 3.4	0.0045 / 0.0066	420 / 420
	21.5 ft	24,000	5,800	5,400	640
	29.5 ft	90,000	Not Sampled[2]	Not Sampled[2]	17,000

Location	Depth	Benzene (mg/m³) 4Q09	3Q10	4Q10	1Q11
VMP-14	5 ft	0.021	0.71	0.008	1.2
	11.5 ft	550	52	0.28 / 0.28	0.86 / 1
	20 ft	26,000	37,000 / 35,000	47,000	20,000
	29 ft	79,000	Not Sampled[2]	Not Sampled[2]	40,000

Location	Depth	Benzene (mg/m³) 4Q09	3Q10	4Q10	1Q11
VMP-15	5 ft	0.55 J / 0.26 J	0.61	< 0.096	2
	21.5 ft	11	0.61	<0.78	2.2
	25.5 ft	18	0.3	Not Analyzed	0.36
	29 ft	30	Not Sampled[2]	Not Sampled[2]	Not Sampled[2]

SHELL OIL PRODUCTS US
ROXANA, ILLINOIS

PROJECT NO. 21562593

URS

DRN. BY: mpm June 2011
DSGN. BY: djd
CHKD. BY: tja

Summary of Benzene Soil Vapor Analytical Results– Public Works Yard

FIG. NO. 5

File: P:\ENVIRONMENTAL\SHELL OIL PRODUCT US\B-ROXANA-ROUTE 111\2156XXXX_ROXANA INVESTIGATION & ASSESSMENT\SOIL VAPOR SAMPLING\2011\10 2011\REPORT\FIGURES\FIGURE 5 SUMMARY OF BENZENE SOIL VAPOR ANALYTICAL RESULTS (PUBLIC WORKS YARD).DWG Last edited: JUN. 07, 11 @ 1:37 p.m. by: dovid_de

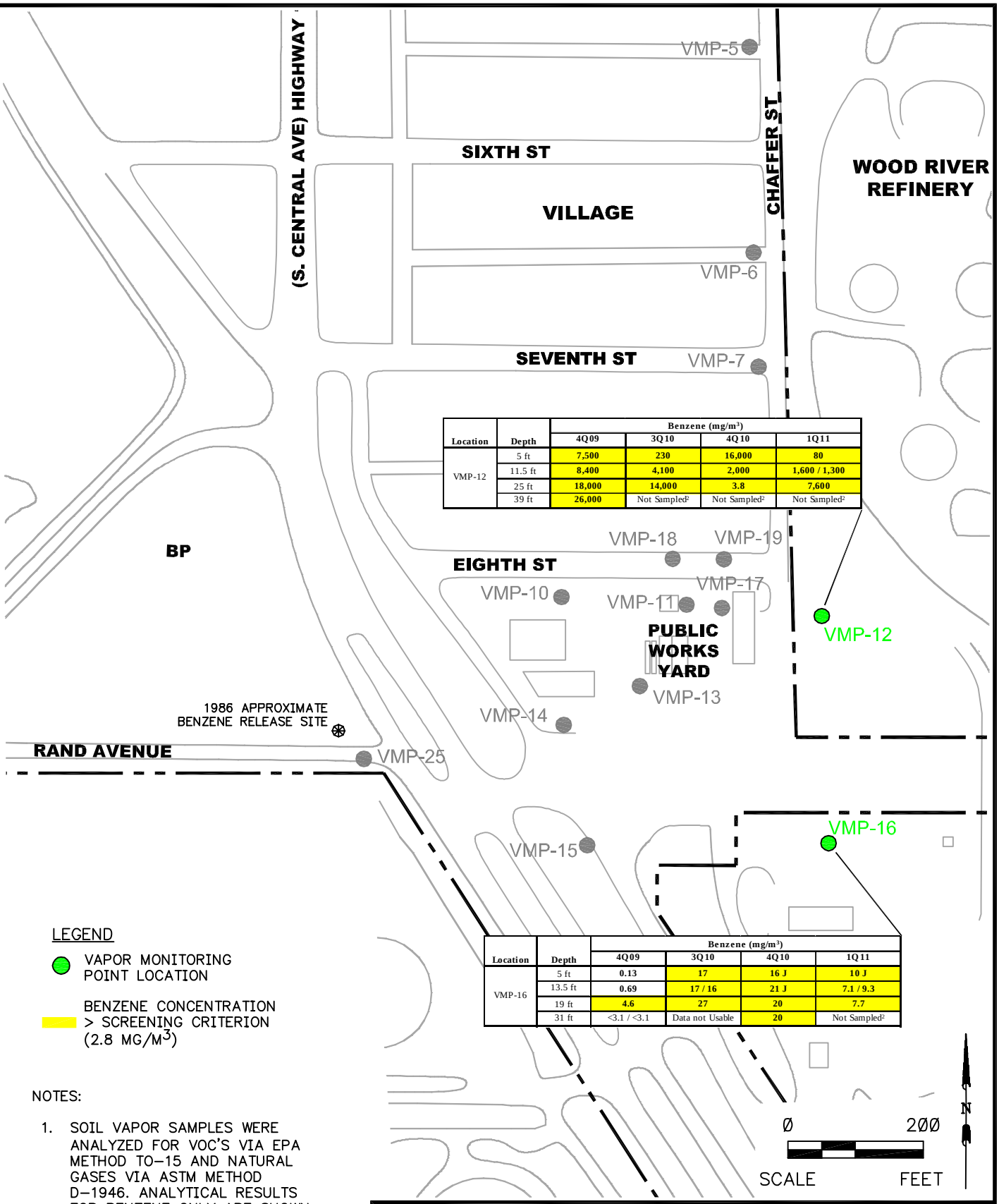

Location	Depth	Benzene (mg/m³) 4Q09	3Q10	4Q10	1Q11
VMP-12	5 ft	7,500	230	16,000	80
	11.5 ft	8,400	4,100	2,000	1,600 / 1,300
	25 ft	18,000	14,000	3.8	7,600
	39 ft	26,000	Not Sampled[2]	Not Sampled[2]	Not Sampled[2]

Location	Depth	Benzene (mg/m³) 4Q09	3Q10	4Q10	1Q11
VMP-16	5 ft	0.13	17	16 J	10 J
	13.5 ft	0.69	17 / 16	21 J	7.1 / 9.3
	19 ft	4.6	27	20	7.7
	31 ft	<3.1 / <3.1	Data not Usable	20	Not Sampled[2]

SHELL OIL PRODUCTS US
ROXANA, ILLINOIS

PROJECT NO. 21562593

URS

DRN. BY: mpm June 2011
DSGN. BY: djd
CHKD. BY: tja

Summary of Benzene Soil Vapor Analytical Results – WRR

FIG. NO. 6

File: P:\ENVIRONMENTAL\SHELL OIL PRODUCT US\B-ROXANA-ROUTE 111\2156XXXX_ROXANA INVESTIGATION & ASSESSMENT\SOIL VAPOR SAMPLING\2011\1Q 2011\REPORT\FIGURES\FIGURE 6 SUMMARY OF BENZENE SOIL VAPOR ANALYTICAL RESULTS (WRR.DWG Last edited: JUN. 07, 11 @ 1:38 p.m. by: david_deguire

PLAN VIEW (DEPICTING OFFSETS)

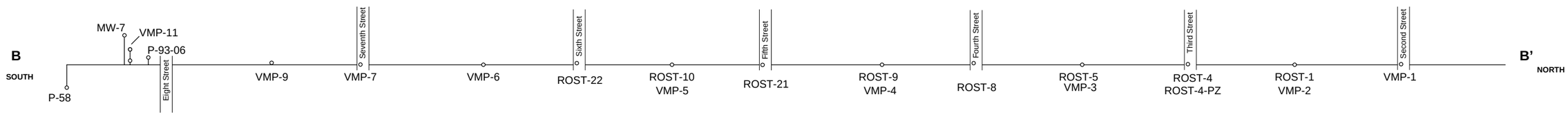

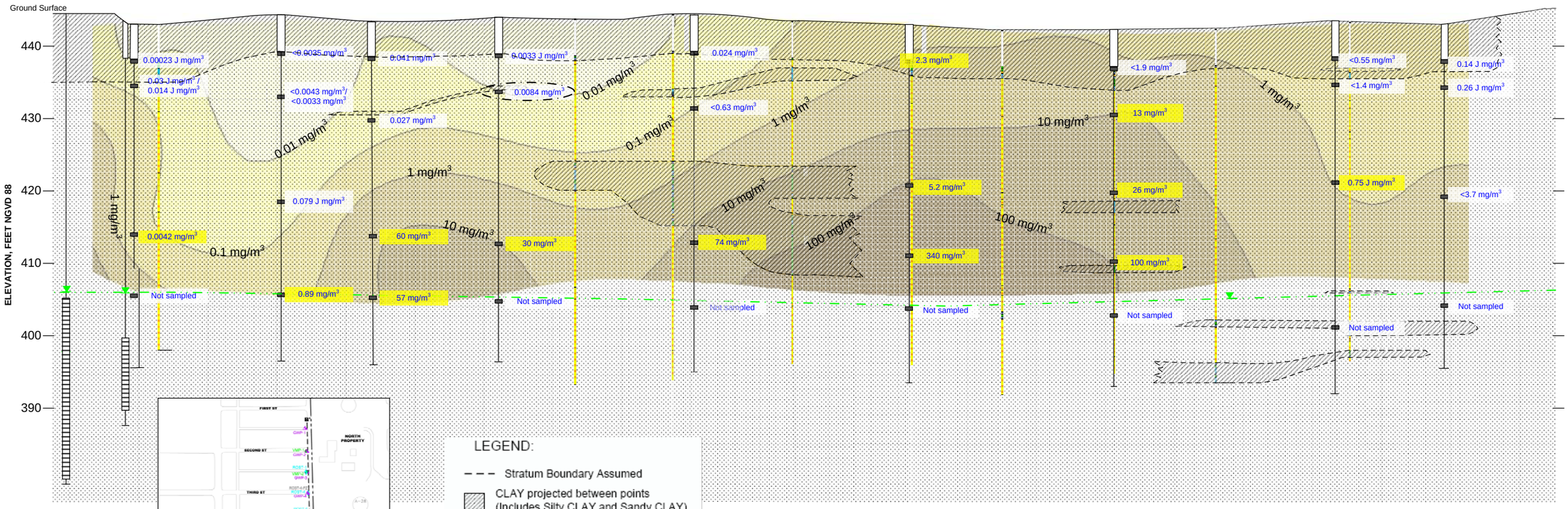

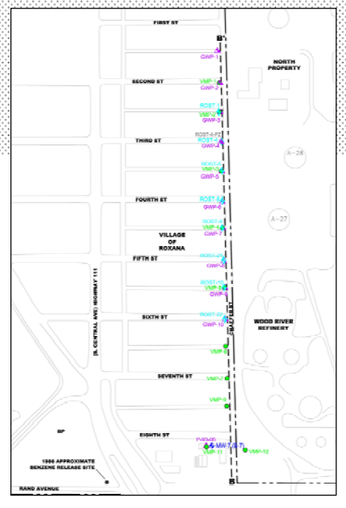

LEGEND:

- Stratum Boundary Assumed
- CLAY projected between points (Includes Silty CLAY and Sandy CLAY)
- SAND projected between points (Includes Silty SAND and Clayey SAND)
- Vapor Port Screens
- Water Level
- Potentiometric Surface - estimated

Benzene Concentrations
mg/m³

0.001 | 0.01 | 0.1 | 1 | 10 | 100 | 1,000

NOTES:

1) Soil vapor benzene concentrations from the first quarter 2011 sampling event are depicted in blue. Yellow highlighted values exceed screening criterion (0.37 mg/m³ for VMP 1-9 [Residential] and 2.8 mg/m³ for VMP-11 [Commercial/Industrial]).

2) Concentration contours were modeled using EVS-PRO version 9.52. A vertical cross section of the 3D model is superimposed behind the cross-section. Differences between the modeled line and actual analytical results are due to 2D conversion from 3D modeling.

3) Groundwater elevations shown on this cross section are based on gauging data collected on January 31, 2011.

4) This cross section is primarily based on the interpretation of CPT data collected by URS during the 2006 and 2009 investigation activities. Boring logs developed during other drilling techniques (e.g. auger and Geoprobe) were used to supplement CPT data.

5) The depth and the thickness of individual strata observed in the borings (non-CPT) may vary slightly from what was observed in CPT logs generated at nearby locations. Therefore, well screens may appear to be partially within clay layers or shallower/deeper within a permeable stratum than actual conditions due to map projections.

6) Cross section trace line shows distance and direction each point was projected to construct this cross section.

7) All investigative locations were air knifed prior to commencing drilling activities.

Vertical Scale: (Feet) 0 10

Plan View and Horizontal Scale: (Feet) 0 100

SHELL OIL PRODUCTS US ROXANA, ILLINOIS		PROJECT NO. 21562593
URS		
DRN. BY: mpm June 2011 DSGN. BY: nrs CHKD. BY: ___	Typical Cross-Section with Benzene Soil Vapor Analytical Results	FIG. NO. 7

P:\Environmental\Shell Oil Product US\B-Roxana-Route 111\2156XXXX_Roxana Investigation & Assessment\Soil Vapor Sampling\2011\Report\Figures\Figure 7 - Typical Cross Section with Benzne Concentrations.b.vsd Last edit: 6/7/2011 3:13:52 PM

File: P:\ENVIRONMENTAL\SHELL OIL PRODUCT US\B-ROXANA-ROUTE 111\2156XXXX_ROXANA INVESTIGATION & ASSESSMENT\SOIL VAPOR SAMPLING\2011\1Q 2011\REPORT\FIGURES\FIGURE 8 THRU 11 SUMMARY OF SOIL VAPOR BENZENE.DWG Last edited: JUN. 07, 11 @ 2:38 p.m. by: david_deguire

LEGEND

VAPOR MONITORING POINT

WRR PROPERTY BOUNDARY

SOIL VAPOR
CONCENTRATION BENZENE (mg/m^3)

- Ø.Ø – Ø.37Ø
- Ø.37Ø – 2.8Ø
- 2.8Ø – 1Ø
- 1Ø – 1ØØ
- 1ØØ – 1,ØØØ

NOTE:
IMAGES GENERATED UTILIZING CTECH ENVIRONMENTAL VISUALIZATION SYSTEM MODELING SOFTWARE. CONCENTRATIONS BETWEEN KNOWN DATA POINTS (E.G. VMP WELLS) ARE INTERPOLATIONS AND EXTRAPOLATIONS OF THE MEASURED DATA.

SECOND ST
THIRD ST
FOURTH ST
FIFTH ST
SIXTH ST
SEVENTH ST
EIGHTH ST
VILLAGE
(S. CENTRAL AVE) HIGHWAY 111
CHAFFER ST
RAND AVENUE
BP
WOOD RIVER REFINERY
PUBLIC WORKS YARD
1986 APPROXIMATE BENZENE RELEASE SITE
WEST PROPERTY
A-28
A-27

VMP-1
VMP-20
VMP-2
VMP-21
VMP-3
VMP-22
VMP-4
VMP-23
VMP-5
VMP-6
VMP-24
VMP-7
VMP-8
VMP-9
VMP-18
VMP-19
VMP-10
VMP-11
VMP-17
VMP-12
VMP-13
VMP-14
VMP-25
VMP-15
VMP-16

Ø 2ØØ
SCALE FEET
N

SHELL OIL PRODUCTS US ROXANA, ILLINOIS		PROJECT NO. 21562593
URS		
DRN. BY: djd June 2Ø11 DSGN. BY:nm CHKD. BY:b3	Benzene Distribution in Soil Vapor – 5 ft bgs	FIG. NO. 8

File: P:\ENVIRONMENTAL\SHELL OIL PRODUCT US\B-ROXANA-ROUTE 111\2156XXXX_ROXANA INVESTIGATION & ASSESSMENT\SOIL VAPOR SAMPLING\2011\1Q 2011\REPORT\FIGURES\FIGURE 8 THRU 11 SUMMARY OF SOIL VAPOR BENZENE.DWG Last edited: JUN. 07, 11 @ 2:39 p.m. by: david_deguire

LEGEND

VAPOR MONITORING POINT

WRR PROPERTY BOUNDARY

SOIL VAPOR
CONCENTRATION BENZENE (mg/m^3)

- Ø.Ø – Ø.37Ø
- Ø.37Ø – 2.8Ø
- 2.8Ø – 1Ø
- 1Ø – 1ØØ
- 1ØØ – 1,ØØØ

NOTE:
IMAGES GENERATED UTILIZING CTECH ENVIRONMENTAL VISUALIZATION SYSTEM MODELING SOFTWARE. CONCENTRATIONS BETWEEN KNOWN DATA POINTS (E.G. VMP WELLS) ARE INTERPOLATIONS AND EXTRAPOLATIONS OF THE MEASURED DATA.

SECOND ST
THIRD ST
FOURTH ST
FIFTH ST
SIXTH ST
SEVENTH ST
EIGHTH ST
VILLAGE
(S. CENTRAL AVE) HIGHWAY 111
CHAFFER ST
RAND AVENUE
BP
WOOD RIVER REFINERY
PUBLIC WORKS YARD
WEST PROPERTY
A-28
A-27
1986 APPROXIMATE BENZENE RELEASE SITE

VMP-1
VMP-2
VMP-3
VMP-4
VMP-5
VMP-6
VMP-7
VMP-8
VMP-9
VMP-10
VMP-11
VMP-12
VMP-13
VMP-14
VMP-15
VMP-16
VMP-17
VMP-18
VMP-19
VMP-20
VMP-21
VMP-22
VMP-23
VMP-24
VMP-25

Ø 2ØØ
SCALE FEET
N

SHELL OIL PRODUCTS US
ROXANA, ILLINOIS

PROJECT NO.
21562593

URS

DRN. BY: djd June 2Ø11
DSGN. BY:nm
CHKD. BY:b3

Benzene Distribution in
Soil Vapor – 1Ø ft bgs

FIG. NO.
9

File: P:\ENVIRONMENTAL\SHELL OIL PRODUCT US\B-ROXANA-ROUTE 111\2156XXXX_ROXANA INVESTIGATION & ASSESSMENT\SOIL VAPOR SAMPLING\2011\1Q 2011\REPORT\FIGURES\FIGURE 8 THRU 11 SUMMARY OF SOIL VAPOR BENZENE.DWG Last edited: JUN. 07, 11 @ 3:19 p.m. by: david_deguire

LEGEND

VAPOR MONITORING POINT

WRR PROPERTY BOUNDARY

SOIL VAPOR
CONCENTRATION BENZENE (mg/m^3)

- Ø.Ø – Ø.37Ø
- Ø.37Ø – 2.8Ø
- 2.8Ø – 1Ø
- 1Ø – 1ØØ
- 1ØØ – 1,ØØØ

NOTE:
IMAGES GENERATED UTILIZING CTECH ENVIRONMENTAL VISUALIZATION SYSTEM MODELING SOFTWARE. CONCENTRATIONS BETWEEN KNOWN DATA POINTS (E.G. VMP WELLS) ARE INTERPOLATIONS AND EXTRAPOLATIONS OF THE MEASURED DATA.

SECOND ST
THIRD ST
FOURTH ST
FIFTH ST
SIXTH ST
SEVENTH ST
EIGHTH ST
VILLAGE
(S. CENTRAL AVE) HIGHWAY 111
CHAFFER ST
RAND AVENUE
BP
WOOD RIVER REFINERY
PUBLIC WORKS YARD
1986 APPROXIMATE BENZENE RELEASE SITE
WEST PROPERTY
A-28
A-27

VMP-1
VMP-20
VMP-2
VMP-21
VMP-3
VMP-22
VMP-4
VMP-23
VMP-5
VMP-6
VMP-7
VMP-24
VMP-8
VMP-9
VMP-18
VMP-19
VMP-10
VMP-11
VMP-17
VMP-12
VMP-13
VMP-14
VMP-25
VMP-15
VMP-16

Ø 2ØØ
SCALE FEET
N

SHELL OIL PRODUCTS US ROXANA, ILLINOIS	PROJECT NO. 21562593
URS	
DRN. BY: djd June 2Ø11 DSGN. BY: nm CHKD. BY: b3	Benzene Distribution in Soil Vapor – 25 ft bgs FIG. NO. 1Ø

File: P:\ENVIRONMENTAL\SHELL OIL PRODUCT US\B-ROXANA-ROUTE 111\2156XXXX_ROXANA INVESTIGATION & ASSESSMENT\SOIL VAPOR SAMPLING\2011\1Q 2011\REPORT\FIGURES\FIGURE 8 THRU 11 SUMMARY OF SOIL VAPOR BENZENE.DWG Last edited: JUN. 07, 11 @ 3:05 p.m. by: david_deguire

LEGEND

VAPOR MONITORING POINT

WRR PROPERTY BOUNDARY

SOIL VAPOR
CONCENTRATION BENZENE (mg/m^3)

- Ø.Ø – Ø.37Ø
- Ø.37Ø – 2.8Ø
- 2.8Ø – 1Ø
- 1Ø – 1ØØ
- 1ØØ – 1,ØØØ

NOTE:
IMAGES GENERATED UTILIZING CTECH ENVIRONMENTAL VISUALIZATION SYSTEM MODELING SOFTWARE. CONCENTRATIONS BETWEEN KNOWN DATA POINTS (E.G. VMP WELLS) ARE INTERPOLATIONS AND EXTRAPOLATIONS OF THE MEASURED DATA.

SECOND ST
THIRD ST
FOURTH ST
FIFTH ST
SIXTH ST
SEVENTH ST
EIGHTH ST
VILLAGE
(S. CENTRAL AVE) HIGHWAY 111
CHAFFER ST
RAND AVENUE
BP
WOOD RIVER REFINERY
PUBLIC WORKS YARD
1986 APPROXIMATE BENZENE RELEASE SITE
WEST PROPERTY
A-28
A-27

VMP-1
VMP-20
VMP-2
VMP-21
VMP-3
VMP-22
VMP-4
VMP-23
VMP-5
VMP-6
VMP-24
VMP-7
VMP-8
VMP-9
VMP-18
VMP-19
VMP-10
VMP-11
VMP-17
VMP-12
VMP-13
VMP-14
VMP-25
VMP-15
VMP-16

Ø 2ØØ
SCALE FEET
N

SHELL OIL PRODUCTS US ROXANA, ILLINOIS		PROJECT NO. 21562593
URS		
DRN. BY: djd June 2Ø11 DSGN. BY:nm CHKD. BY:b3	Benzene Distribution in Soil Vapor – 38 ft bgs	FIG. NO. 11

File: P:\ENVIRONMENTAL\SHELL OIL PRODUCT US\B-ROXANA-ROUTE 111\2156XXXX_ROXANA INVESTIGATION & ASSESSMENT\SOIL VAPOR SAMPLING\2011\1Q 2011\FIGURES\FIGURE 12 DISSOLVED PHASE CONCENTRATIONS IN GROUNDWATER.DWG Last edited: JUN. 03, 11 @ 11:24 a.m. by: david_deguire

LEGEND

VAPOR MONITORING POINT

GROUNDWATER DATA LOCATION-SAMPLED

GROUNDWATER DATA LOCATION-NOT SAMPLED

WRR PROPERTY BOUNDARY

CONCENTRATION BENZENE (mg/L)

- < 0.005
- 0.005 - 0.05
- 0.05 - 0.5
- 0.5 - 5
- 5 - 50
- 50 - 500
- 500 - 1,150

NOTES:

1. IMAGES GENERATED UTILIZING CTECH ENVIRONMENTAL VISUALIZATION SYSTEM MODELING SOFTWARE. CONCENTRATIONS BETWEEN KNOWN DATA POINTS (E.G. WELLS) ARE INTERPOLATIONS AND EXTRAPOLATIONS OF THE MEASURED DATA.
2. NO DATA INSIDE REFINERY SHOWN.

MW-9
MW-10
SECOND ST
VMP-1
P-55
VMP-20
VMP-2
THIRD ST
ROST-4-PZ
ROST-3-PZ
P-60
P-68
A-28
T-24
MW-11
VMP-21
VMP-3
P-54
T-12
FOURTH ST
P-69
P-70
A-27
VMP-22
VMP-4
P-74
WOOD RIVER REFINERY
P-61
P-59
FIFTH ST
VILLAGE
MW-12
VMP-23
VMP-5
P-56
CHAFFER ST
SIXTH ST
(S. CENTRAL AVE) HIGHWAY 111
MW-2 (B-2)
VMP-6
MW-1 (B-1)
BP
SEVENTH ST
VMP-7
VMP-24
T-6
P-57
VMP-8
VMP-9
MW-3 (B-3)
MW-4 (B-4)
P-73
P-93A
P-93B
P-93C
P-93D
VMP-18
VMP-19
EIGHTH ST
MW-5 (B-5)
MW-7 (B-7)
VMP-10
VMP-11
VMP-17
VMP-12
PUBLIC WORKS YARD
MW-8 (B-8)
P-58
VMP-13
1986 APPROXIMATE BENZENE RELEASE SITE
VMP-14
RAND AVENUE
VMP-25
VMP-15
P-66
VMP-16
P-75
MW-13
MW-6A (B-6)
MW-6B
MW-6C
MW-6D
P-114
P-116
P-115
WEST PROPERTY

0 200
SCALE FEET

N

SHELL OIL PRODUCTS US
ROXANA, ILLINOIS

PROJECT NO. 21562593

URS

DRN. BY: djd June 2011
DSGN. BY: nm
CHKD. BY: b3

Dissolved Phase Concentrations in Groundwater

FIG. NO. 12

File: P:\ENVIRONMENTAL\SHELL OIL PRODUCT US\B-ROXANA-ROUTE 111\2156XXXX_ROXANA INVESTIGATION & ASSESSMENT\SOIL VAPOR SAMPLING\2011\1Q 2011\FIGURES\FIGURE 13 THICKNESS OF FREE PRODUCT.DWG Last edited: JUN. 03, 11 @ 11:27 a.m. by: david_deguire

LEGEND

- GROUNDWATER MONITORING LOCATION GAUGED
- VAPOR MONITORING POINT LOCATION
- GROUNDWATER MONITORING LOCATION (NOT GAUGED AND/OR NOT USED TO GENERATE CONTOUR LINES)
- WRR PROPERTY BOUNDARY
- FREE PRODUCT LEVEL CONTOUR
- APPROXIMATE EXTENT OF FREE PRODUCT

NOTE:
WATER LEVELS WERE OBTAINED DURING A COMPREHENSIVE GAUGING EVENT ON JANUARY 31, 2Ø11.

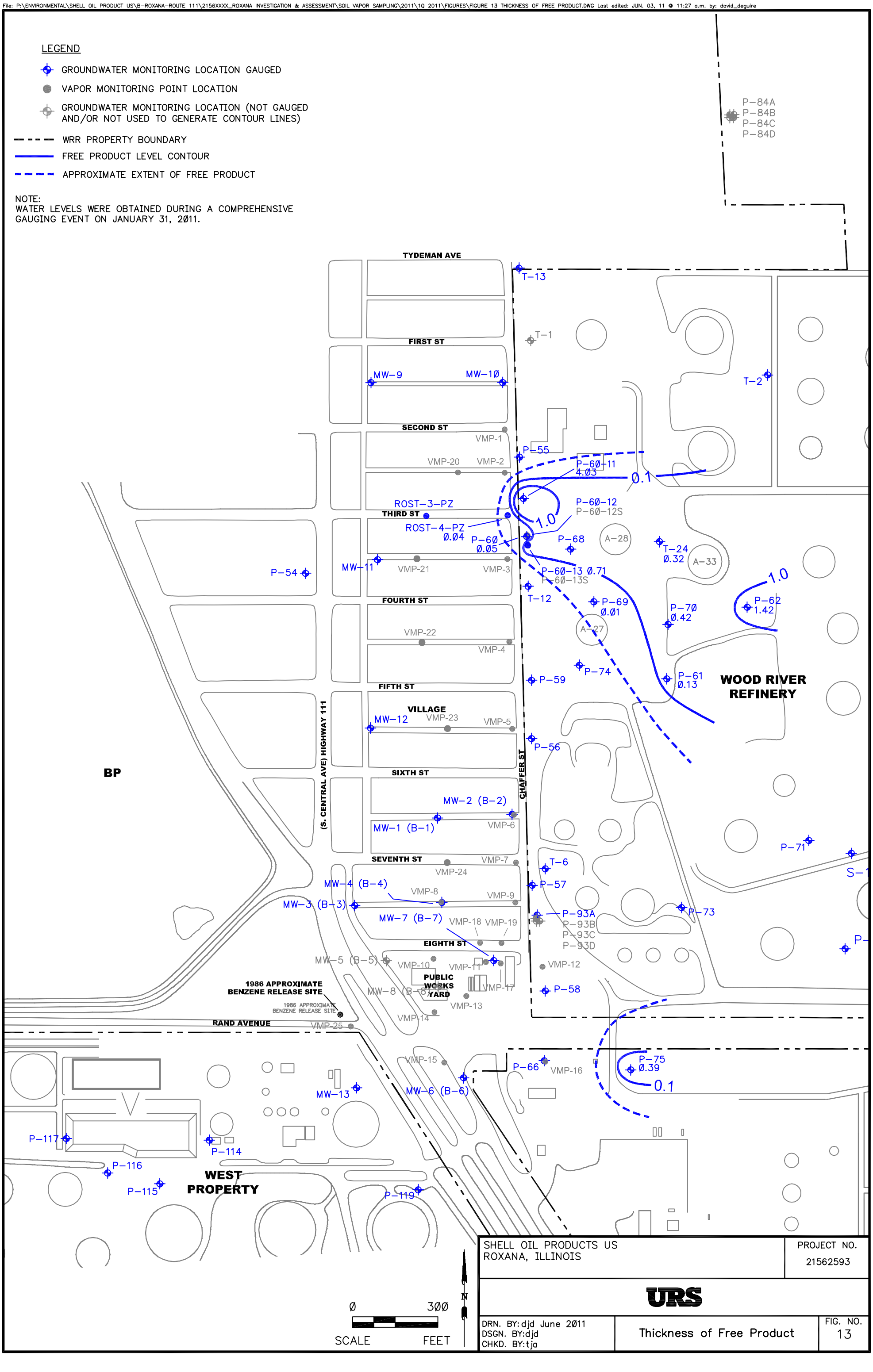

SHELL OIL PRODUCTS US ROXANA, ILLINOIS	PROJECT NO. 21562593
URS	
DRN. BY: djd June 2Ø11 DSGN. BY: djd CHKD. BY: tja	Thickness of Free Product FIG. NO. 13

SHELL 14" PRODUCTS TO CHICAGO
OHIO OIL 1-20"
SHELL 20" FROM PATOKA (CAPLINE LATERAL)
SHELL 14" PRODUCTS TO CHICAGO
TYDEMAN AVE.
FIRST ST.
SECOND ST.
THIRD ST.
FOURTH ST.
FIFTH ST.
SIXTH ST.
SEVENTH ST.
EIGHTH ST.
1ST STREET
3RD STREET
4TH STREET
"R" STREET – ? N–1944'
A-32
A–32
110'x48'
81,200
A-31
A–31
140'x48'
131,600
A-34
A–34
140'x48'
131,600
A-58
A–58
90'x48'
54,400
F-61
F–61
70'x48'
32,900
A-57
A–57
90'x48'
54,400
A-59
A–59
120'x40'
80,500
A-56
A-53
A–53
150'x40'
125,900
A-52
A–52
120'x40'
80,600
F-53
A-35
A–35
110'x48'
81,200
A-16
A–16
120'x40'
80,400
A-27
A–27
110'x48'
81,200
A-33
A–33
120'x48'
96,700
A-37
A–37
120'x48'
96,700
A-30
A–30
117'x41'
80,200
A-29
A–29
117'x41'
80,200
A-22
A–22
117'x41'
79,800
F-76
F–76
80'x48'
43,000
F-77
F–77
80'x48'
43,000
F-78
F–78
80'x48'
43,000
F-73
F–73
50'x48'
16,900
F-74
F–74
50'x48'
16,900
F-75
F–75
50'x48'
16,900
F-50
F–50
78'x35'
30,300
A-42
A-28 FINISHED GASOLINE
D-31
F-51
A-36 SHELL PREMIUM
A-23 CRUDE
F-33 AVIATION
F-39 PREMIUM
F-54
F-55
F-62
A-38 TREATED KEROSENE
B-106
B-67
E-60
H-43
CH-130
PUMP HOUSE
MCC BUILDING
METER SHELTER
ADDITIVE BUILDING
PRODUCTS PIPE LINE PUMP HOUSE
EXISTING 8" MAIN OIL LINE
OIL LINE
GASOLINE
GASOLINE OIL
EXISTING 8" AGI LINE TO BE IDLE
12" DIAMETER EAST LINE
8" DIAMETER EAST LINE
14" DIAMETER NORTH LINE
8" (A–59–60–61)
8"-N-2068-01
10"-N-2069.50
8"-N-2066.90
8" (EAST P.P.L.)
8" (NORTH P.P.L.)
8" (AVIATION GAS M.P.)
(6")-(MIN. SPIRITS LOOP)
MINERAL SPIRITS
10" (A-40), 8" (8-35)
MINERAL SPIRITS
8" (P.W.) N-1928.62
8" (P.W.)
6"
8" TOLUENE CONCENTRATE (ABANDON)
8" SHELL PRODUCTS LINE TO LIMA OHIO
AMYLENE
EXISTING 8" BLENDER DISCHARGE TO REFINERY
10" LINE TO SHIPPING MANIFOLD
EXISTING LEAD LINES
EXISTING 8" LINE FROM BLENDERS TO REFINERY
BUTANE
EXISTING 4" BUTANE LINE
NEW 8" FROM LOCAL BLENDER HDR. TO AVIATION MANIFOLD (ABANDON UNDERGROUND)
EXISTING 6" LEAD LINE
12" CRUDE
4" BUTANE LINE
FROM BLENDERS
EXISTING 8" MAIN OIL LINE TO BE USED FOR TOLUENE CONCENTRATE
BUTANE TOLUENE CONCENTRATE
12" UG FROM A-35 TO A-37
8" BONDED KEROSINE
6" SUPER SHELL
6" HOUSE BRAND
12" EXPLORER PIPE LINE
8" AVIATION SLOP.
#20-6" 80 OCT. EX A-33 TO P. 776
6" DISC TO F-51
8" SUPER REGULAR TO LOLR
6" 100 OCT AVIATION GASOLINE
AVIATION DYE
DISPATCHING W.H.
NORTH PROPERTY GASOLINE PUMP HOUSE
ETHYL BLENDING PLANT
8" TO F-61 AND A-57
8" TO LOADING RACKS THROUGH EXISTING 16" CASING A E-699
8" DIESEL LINE TO TANK A-56 AND PIPELINE
BENZENE RAFFINATE
TOLUENE
6" PREMIUM GASOLINE TO A-36
8" AVAITION TOLUENE
6" KEROSENE LINE TO L.D. RACKS
10" SHELL CRUDE LINE TO A-22 AND A-23
3" SLOP. OIL LINE TO L.D. RACKS
6" FUEL OIL DISCHARGE FROM L.D. RACKS
OHIO OIL CO. CRUDE LINE
10" TO ILLINOIS PIPE LINE
RESIDUE LINE
RESIDUAL F.O.
6" BENZENE
4" TO STANDARD OIL
6" BENZENE
6" KEROSENE LINE
8" GASOLINE TO MANIFOLD
8" MAIN OIL LINE
8" CRUDE-OIL LINE TO TOPPING UNITS
8" NO#1 FUEL OIL LINE TO L.D. RACKS
8" NO#1 FUEL OIL DISCHARGE TO A-30
8" NON FUEL OIL TO L.D. RACKS
FUEL OIL
6" PRIME WHITE LINE L.D. RACKS
6" KEROSENE
6" FUEL OIL DISCHARGE TO L.D. RACKS

NOTE:
1. THIS DRAWING PROVIDES A GENERAL DEPICTION OF THE TYPES OF STRUCTURES, TANKS AND PIPELINES THAT ARE AND/OR WERE LOCATED NEAR THE WEST FENCELINE OF NORTH PROPERTY. THE DRAWING REPRESENTS A COMPILATION OF INFORMATION DEPICTED ON MANY TANK AND PIPING DRAWINGS DEVELOPED AND REVISED OVER SEVERAL DECADES. ATTEMPTS HAVE BEEN MADE TO RECONCILE SITUATIONS IN WHICH STRUCTURES APPEAR IN SLIGHTLY DIFFERENT POSITIONS FROM DRAWING TO DRAWING; HOWEVER, THE DRAWING SHOULD NOT BE USED FOR FIELD–LOCATING PURPOSES.
2. SHADED TANKS AND BUILDINGS ARE FORMER STRUCTURES THAT ARE NO LONGER PRESENT.
3. PIPELINES SHOWN REPRESENT UNDERGROUND PIPELINES.
4. THE INTENT OF THIS FIGURE WAS NOT TO SHOW PIPELINES WITHIN TANK YARDS.

N

Ø 100
SCALE FEET

SHELL OIL PRODUCTS US
ROXANA, ILLINOIS

WRR Pipelines and Tanks in the Vicinity of the North Property West Fenceline

Date:	Project Number:	Drawing Number:
June 2011	21562593	14
Drawn by: djd	**Design by:** wmp	**Checked by:** wmp

URS

File: P:\ENVIRONMENTAL\SHELL OIL PRODUCT US\B–ROXANA–ROUTE 111\2156XXXX_ROXANA INVESTIGATION & ASSESSMENT\SOIL VAPOR SAMPLING\2011\1Q 2011\FIGURES\FIGURE 14 WRR TANKS (WMP112310).DWG Last edited: JUN. 03, 11 @ 11:31 a.m. by: david_deguire

LOG OF BORING AND WELL CONSTRUCTION DETAIL
VMP-20

Completion Date: 3/10/11
Casing Elevation:
Ground Elevation: 443.68

Coordinates
Northing:793748.60
Easting:2322055.00

Depth In feet	Construction: VMP-20-5	Construction: VMP-20-10	Construction: VMP-20-25	Construction: VMP-20-39.5	Inches Driven	Inches Recovered	PID (ppm)	Sampler Graphic	Symbol	USCS	DESCRIPTION	NOTES
										FILL	Road gravel	Boring advanced to a depth of 10' via air knife to clear utlities, then continued with 4.25" HSA
										FILL	Moist, brown, medium plasticity, silty CLAY (FILL)	
5										FILL	Becomes light brown	
										FILL	Becomes reddish brown, mottled	
										FILL	Becomes moist, light tan, medium plasticity, sandy CLAY, trace silt	
10					24	14	0.8			SP	Medium dense, moist to dry, brown, fine grained SAND (SP)	Begin probing to log boring. Overdrilled with 4.25" HSA to install vapor ports
					40	32	0.4			SP		
15							1.6			SP		
					48	32	0.6			SP		
							1.1			SP		
20										ML	Stiff, moist, brown, sandy SILT (ML)	
					48	36	1.2			SP	Dense, dry, brown, fine grained SAND (SP)	
							1.7			SP		

Completion Depth: **44.00 Ft bgs**
Project No.: **21562593**
Project Name: **Roxana Supplemental Investigation**
Drilling Contractor: **Roberts Environmental Drilling Inc.**
Drilling method: **HSA/Geoprobe** Rig Type: **7000 VTR**
Drilled by:
Logged by: **M. Miller**

Water Depth: 37 ft., After ATD hrs.
Water Depth: ____ ft., After ____ hrs.

▽ Water level at time of drilling
▼ Water level after drilling
ATD - At time of drilling

Splitspoon Sampler
Hollow Stem Auger-
Soil samples not collected

Geoprobe
Air Knife/Hand Auger
Sampler
Air Rotary
Roto-Sonic

USC based on field visual observations

URS

URS (ENVIRON) LOG+4 WELLS 21562593 (VMP-20 THRU 25).GPJ URSSTLEV.GDT 4/29/11

LOG OF BORING AND WELL CONSTRUCTION DETAIL
VMP-20

Completion Date: 3/10/11
Casing Elevation:
Ground Elevation: 443.68

Coordinates
Northing:793748.60
Easting:2322055.00

Depth In feet	Construction: VMP-20-5	Construction: VMP-20-10	Construction: VMP-20-25	Construction: VMP-20-39.5	Inches Driven	Inches Recovered	PID (ppm)	Sampler Graphic	Symbol	USCS	DESCRIPTION	NOTES
					48	42	0.7 0.9				Dense, dry, brown, fine grained SAND (SP)	
30					48	42	0.7 1.0			SP		
					48	42	0.0 0.7			CL	Medium stiff, moist, brown, low plastic, silty CLAY (CL) Becomes gray	
35					48	42	0.7 1.4			SM	Dense, gray brown, dry, fine grained, silty SAND (SM) Becomes moist Silt grades out ▽ Dense, gray, wet, gray, fine to medium grained SAND (SP)	Black staining
40					48	48	1.7 1.9			SP CL	Black staining Stiff, wet, gray, low plastic, silty CLAY (CL)	
45											Bottom of boring at 44' bgs	

Completion Depth: **44.00 Ft bgs**
Project No.: **21562593**
Project Name: **Roxana Supplemental Investigation**
Drilling Contractor: **Roberts Environmental Drilling Inc.**
Drilling method: **HSA/Geoprobe** Rig Type: **7000 VTR**
Drilled by:
Logged by: **M. Miller**

Water Depth: 37 ft., After ATD hrs.
Water Depth: ____ ft., After ____ hrs.

▽ Water level at time of drilling
▼ Water level after drilling
ATD - At time of drilling

Splitspoon Sampler
Hollow Stem Auger-
Soil samples not collected

Geoprobe
Air Knife/Hand Auger
Sampler
Air Rotary
Roto-Sonic

USC based on field visual observations

URS

URS (ENVIRON) LOG+4 WELLS 21562593 (VMP-20 THRU 25).GPJ URSSTLEV.GDT 4/29/11

LOG OF BORING AND WELL CONSTRUCTION DETAIL
VMP-21

Completion Date: 1/10/11
Casing Elevation:
Ground Elevation: 442.53

Coordinates
Northing:793443.60
Easting:2321910.00

Depth In feet	Construction: VMP-21-5	Construction: VMP-21-10	Construction: VMP-21-25	Construction: VMP-21-33	Inches Driven	Inches Recovered	PID (ppm)	Sampler Graphic	Symbol	USCS	DESCRIPTION	NOTES
										FILL	Stiff, moist, gravely CLAY (FILL), 6" chip and seal surface Gravel grades out	Boring advanced to a depth of 10' via air knife to clear utlities, then continued with 4.25" HSA
5										SM	Loose, moist, brown, silty SAND (SM)	
10					24	0				SP	Medium dense, moist to dry, brown, fine grained SAND (SP)	Begin probing to log boring. Overdrilled with 4.25" HSA to install vapor ports
					48	20	0.8					
15					48	36	8.3 3.6				Trace silt 1" silty sand, black moist, fine grained Medium dense, moist to dry, gray, fine to medium grained SAND (SP)	
20					48	40	10.8 7.8					

Completion Depth: 44.00 Ft bgs
Project No.: 21562593
Project Name: Roxana Supplemental Investigation
Drilling Contractor: Roberts Environmental Drilling Inc.
Drilling method: Geoprobe Dual Tube/HSA Rig Type: 6620 DT
Drilled by:
Logged by: M. Miller

Water Depth: 36.5 ft., After ATD hrs.
Water Depth: ____ ft., After ____ hrs.

▽ Water level at time of drilling
▼ Water level after drilling
ATD - At time of drilling
Splitspoon Sampler
Hollow Stem Auger-
Soil samples not collected
Geoprobe
Air Knife/Hand Auger Sampler
Air Rotary
Roto-Sonic
USC based on field visual observations

URS

URS (ENVIRON) LOG+4 WELLS 21562593 (VMP-20 THRU 25).GPJ URSSTLEV.GDT 4/29/11

LOG OF BORING AND WELL CONSTRUCTION DETAIL
VMP-21

Completion Date: 1/10/11
Casing Elevation:
Ground Elevation: 442.53

Coordinates
Northing:793443.60
Easting:2321910.00

Depth In feet	Construction: VMP-21-5	Construction: VMP-21-10	Construction: VMP-21-25	Construction: VMP-21-33	Inches Driven	Inches Recovered	PID (ppm)	Sampler Graphic	Symbol	USCS	DESCRIPTION	NOTES
					48	40	17.9 26.8				Medium dense, moist to dry, gray, fine to medium grained, SAND (SP)	
30					48	38	21 24.9			SP		
					48	38	47.9 24.9			CL	Medium stiff, moist, gray, moist, low plastic, silty CLAY (CL)	
35											▽	
					48	48	20.4 18.1			SM	Medium dense, wet, gray, fine grained silty SAND (SM)	
40					48	48	40.2 13.2			SM	Trace clay	
											Bottom of boring at 44' bgs	
45												

Completion Depth: **44.00 Ft bgs**
Project No.: **21562593**
Project Name: **Roxana Supplemental Investigation**
Drilling Contractor: **Roberts Environmental Drilling Inc.**
Drilling method: **Geoprobe Dual Tube/HSA** Rig Type: **6620 DT**
Drilled by:
Logged by: **M. Miller**

Water Depth: 36.5 ft., After ATD hrs.
Water Depth: ____ ft., After ____ hrs.

▽ Water level at time of drilling
▼ Water level after drilling
ATD - At time of drilling
Splitspoon Sampler
Hollow Stem Auger-
Soil samples not collected
Geoprobe
Air Knife/Hand Auger Sampler
Air Rotary
Roto-Sonic
USC based on field visual observations

URS

URS (ENVIRON) LOG+4 WELLS 21562593 (VMP-20 THRU 25).GPJ URSSTLEV.GDT 4/29/11

LOG OF BORING AND WELL CONSTRUCTION DETAIL
VMP-22

Completion Date: 1/7/11
Casing Elevation:
Ground Elevation: 445.18

Coordinates
Northing:793148.00
Easting:2321928.00

Depth In feet	Construction: VMP-22-5	Construction: VMP-22-10	Construction: VMP-22-18	Construction: VMP-22-38	Inches Driven	Inches Recovered	PID (ppm)	Sampler Graphic	Symbol	USCS	DESCRIPTION	NOTES
											Stiff, moist, gravelly CLAY (FILL), 6" chip and seal surface.	Boring advanced to a depth of 10' via air knife to clear utlities, then continued with 4.25" HSA
											Gravel grades out	
5										FILL	Gravel grades out	
											Loose, brown, moist, silty SAND (SM)	
										SM		
10					24	0	NA				Medium dense, moist to wet, brown, fine to medium grained SAND (SP)	Begin probing to log boring. Overdrilled with 4.25" HSA to install vapor ports
					48	30	16.8					
15							23.9					
					48	37	5.6			SP		Hydrocarbon-like odor, gray staining
							25.3					
20					48	38	15.1					
							14.5					

Completion Depth: **44.00 Ft bgs**
Project No.: **21562593**
Project Name: **Roxana Supplemental Investigation**
Drilling Contractor: **Roberts Environmental Drilling Inc.**
Drilling method: **Geoprobe Dual Tube/HSA** Rig Type: **6620 DT**
Drilled by:
Logged by: **M. Miller**

Water Depth: 40 ft., After ATD hrs.
Water Depth: ____ ft., After ____ hrs.

▽ Water level at time of drilling
▼ Water level after drilling
ATD - At time of drilling

Splitspoon Sampler
Hollow Stem Auger-
Soil samples not collected

Geoprobe
Air Knife/Hand Auger
Sampler
Air Rotary
Roto-Sonic

USC based on field visual observations

URS

URS (ENVIRON) LOG+4 WELLS 21562593 (VMP-20 THRU 25).GPJ URSSTLEV.GDT 4/29/11

LOG OF BORING AND WELL CONSTRUCTION DETAIL
VMP-22

Completion Date: 1/7/11
Casing Elevation:
Ground Elevation: 445.18

Coordinates
Northing:793148.00
Easting:2321928.00

Depth In feet	Construction: VMP-22-5	Construction: VMP-22-10	Construction: VMP-22-18	Construction: VMP-22-38	Inches Driven	Inches Recovered	PID (ppm)	Sampler Graphic	Symbol	USCS	DESCRIPTION	NOTES
					48	38	1.8 9.4				Medium dense, moist to dry, gray brown, fine to medium grained SAND (SP)	
30					48	36	10.6 37.5					Black staining, hydrocarbon odor
35					48	36	9.8 78.5			SP	Gray and brown banding	
					48	36	42.1 31.9				Becomes moist to wet	
40					48	42	40.1 37.9				Becomes wet ▽	
45											Bottom of boring at 44' bgs	

Completion Depth: **44.00 Ft bgs**
Project No.: **21562593**
Project Name: **Roxana Supplemental Investigation**
Drilling Contractor: **Roberts Environmental Drilling Inc.**
Drilling method: **Geoprobe Dual Tube/HSA** Rig Type: **6620 DT**
Drilled by:
Logged by: **M. Miller**

Water Depth: 40 ft., After ATD hrs.
Water Depth: ____ ft., After ____ hrs.

▽ Water level at time of drilling
▼ Water level after drilling
ATD - At time of drilling

Splitspoon Sampler
Hollow Stem Auger-
Soil samples not collected

Geoprobe
Air Knife/Hand Auger Sampler
Air Rotary
Roto-Sonic

USC based on field visual observations

URS

URS (ENVIRON) LOG+4 WELLS 21562593 (VMP-20 THRU 25).GPJ URSSTLEV.GDT 4/29/11

LOG OF BORING AND WELL CONSTRUCTION DETAIL
VMP-23

Completion Date: 1/5/11
Casing Elevation:
Ground Elevation: 444.14

Coordinates
Northing:792843.64
Easting:2322018.05

Depth In feet	Construction: VMP-23-5	Construction: VMP-23-10	Construction: VMP-23-25	Construction: VMP-23-340	Inches Driven	Inches Recovered	PID (ppm)	Sampler Graphic	Symbol	USCS	DESCRIPTION	NOTES
											3" oil and gravel surface	Boring advanced to a depth of 10' via air knife to clear utlities, then continued with 4.25" HSA
											Stiff, dark brown, silty SAND (SM)	
											Loose, moist, brown, silty SAND (SM)	
5										FILL		
10					24	15	1.6				Loose, moist, brown, fine grained SAND (SP)	Begin drilling with 4.25" HSA to install VMP
					24	20	2.0				Becomes medium dense	
15					24	20	2.1				Becomes loose, fine to medium grained	
					24	20	1.8			SP		
					24	22	3.3				Becomes medium dense	
20					24	22	3.8					
					24	18	3.8					
					24	20	4.4					

Completion Depth: **42.00 Ft bgs**
Project No.: **21562593**
Project Name: **Roxana Supplemental Investigation**
Drilling Contractor: **Roberts Environmental Drilling Inc.**
Drilling method: **HSA/Splitspoon** Rig Type: **CME 45**
Drilled by:
Logged by: **M. Miller**

Water Depth: 38 ft., After ATD hrs.
Water Depth: ____ ft., After ____ hrs.

▽ Water level at time of drilling
▼ Water level after drilling
ATD - At time of drilling
Splitspoon Sampler
Hollow Stem Auger-
Soil samples not collected
Geoprobe
Air Knife/Hand Auger Sampler
Air Rotary
Roto-Sonic

USC based on field visual observations

URS

URS (ENVIRON) LOG+4 WELLS 21562593 (VMP-20 THRU 25).GPJ URSSTLEV.GDT 4/29/11

LOG OF BORING AND WELL CONSTRUCTION DETAIL
VMP-23

Completion Date: 1/5/11
Casing Elevation:
Ground Elevation: 444.14

Coordinates
Northing:792843.64
Easting:2322018.05

Depth In feet	Construction: VMP-23-5	Construction: VMP-23-10	Construction: VMP-23-25	Construction: VMP-23-340	Inches Driven	Inches Recovered	PID (ppm)	Sampler Graphic	Symbol	USCS	DESCRIPTION	NOTES
											Medium dense, moist, brown, fine to medium grained SAND (SP)	
					24	20	5.2					
					24	22	3.5					
30					24	22	3.9					
					24	22	10.5			SP	Becomes medium grained	
					24	22	6.1					
35					24	24	5.4				Becomes dense	
					24	20	3.3				Becomes wet ▽	
40					24	20						
											Bottom of boring at 42' bgs	
45												

Completion Depth: **42.00 Ft bgs**
Project No.: **21562593**
Project Name: **Roxana Supplemental Investigation**
Drilling Contractor: **Roberts Environmental Drilling Inc.**
Drilling method: **HSA/Splitspoon** Rig Type: **CME 45**
Drilled by:
Logged by: **M. Miller**

Water Depth: 38 ft., After ATD hrs.
Water Depth: ____ ft., After ____ hrs.

▽ Water level at time of drilling
▼ Water level after drilling
ATD - At time of drilling
Splitspoon Sampler
Hollow Stem Auger-
Soil samples not collected
Geoprobe
Air Knife/Hand Auger Sampler
Air Rotary
Roto-Sonic
USC based on field visual observations

URS

URS (ENVIRON) LOG+4 WELLS 21562593 (VMP-20 THRU 25).GPJ URSSTLEV.GDT 4/29/11

LOG OF BORING AND WELL CONSTRUCTION DETAIL
VMP-24

Completion Date: 1/6/11
Casing Elevation:
Ground Elevation: 441.53

Coordinates
Northing:792370.37
Easting:2322016.99

Depth In feet	Construction: VMP-24-5	Construction: VMP-24-10	Construction: VMP-24-22	Construction: VMP-24-34	Inches Driven	Inches Recovered	PID (ppm)	Sampler Graphic	Symbol	USCS	DESCRIPTION	NOTES
										ASPHALT	Asphalt	Boring advanced to a depth of 10' via air knife to clear utlities, then continued with 4.25" HSA
										FILL	Medium stiff, moist, red brown, CLAY (FILL)	
5										SM	Loose, moist, brown, silty SAND (SM)	
										SM	Loose, moist, brown, silty SAND (SM)	
10					24	12	0.0			SP	Loose, moist to dry, light brown, fine grained SAND (SP)	
					24	16	0.0			SP		
15					24	18	0.0			SP	Becomes medium dense	
					24	20	5.0			SP		
					24	20	2.8			SP		
20					24	24	2.9			SP	Becomes dense, red brown	
					24	22	0.0			SP		
					24	22	0.0			SP	Becomes fine to medium grained	

Completion Depth: **38.00 Ft bgs**
Project No.: **21562593**
Project Name: **Roxana Supplemental Investigation**
Drilling Contractor: **Roberts Environmental Drilling Inc.**
Drilling method: **HSA/Splitspoon** Rig Type: **CME 45**
Drilled by:
Logged by: **M. Miller**

Water Depth: 35 ft., After ATD hrs.
Water Depth: ____ ft., After ____ hrs.

▽ Water level at time of drilling
▼ Water level after drilling
ATD - At time of drilling
Splitspoon Sampler
Hollow Stem Auger-
Soil samples not collected

Geoprobe
Air Knife/Hand Auger
Sampler
Air Rotary
Roto-Sonic

USC based on field visual observations

URS

URS (ENVIRON) LOG+4 WELLS 21562593 (VMP-20 THRU 25).GPJ URSSTLEV.GDT 4/29/11

LOG OF BORING AND WELL CONSTRUCTION DETAIL
VMP-24

Completion Date: 1/6/11
Casing Elevation:
Ground Elevation: 441.53

Coordinates
Northing:792370.37
Easting:2322016.99

Depth In feet	Construction: VMP-24-5	Construction: VMP-24-10	Construction: VMP-24-22	Construction: VMP-24-34	Inches Driven	Inches Recovered	PID (ppm)	Sampler Graphic	Symbol	USCS	DESCRIPTION	NOTES
											Dense, moist to dry, red brown, fine to medium grained SAND (SP)	
					24	24	1.8					
					24	24	2.4				Becomes medium dense	
30					24	20	6.0			SP	Becomes loose	
					24	24	5.1				With black and tan banding	
35					24	22	1.8				Becomes wet, gray, fine grained ▽	
					24	23					Becomes brown, fine to medium grained	
											Bottom of boring at 38' bgs	
40												
45												

Completion Depth: **38.00 Ft bgs**
Project No.: **21562593**
Project Name: **Roxana Supplemental Investigation**
Drilling Contractor: **Roberts Environmental Drilling Inc.**
Drilling method: **HSA/Splitspoon** Rig Type: **CME 45**
Drilled by:
Logged by: **M. Miller**

URS

Water Depth: 35 ft., After ATD hrs.
Water Depth: ____ ft., After ____ hrs.

▽ Water level at time of drilling
▼ Water level after drilling
ATD - At time of drilling

Splitspoon Sampler
Hollow Stem Auger-
Soil samples not collected

Geoprobe
Air Knife/Hand Auger Sampler
Air Rotary
Roto-Sonic

USC based on field visual observations

URS (ENVIRON) LOG+4 WELLS 21562593 (VMP-20 THRU 25).GPJ URSSTLEV.GDT 4/29/11

LOG OF BORING AND WELL CONSTRUCTION DETAIL
VMP-25

Completion Date: 3/11/11
Casing Elevation:
Ground Elevation: 431.77

Coordinates
Northing:791791.90
Easting:2321676.00



Inches Driven	Inches Recovered	PID (ppm)	USCS	DESCRIPTION	NOTES
			ASPHALT	Asphalt	Boring advanced to a depth of 7.5' bgs via air knife to clear utilities.
			FILL	Baserock (FILL)	
			FILL	Loose, wet, gray SAND (FILL)	
54	26	1.2 1.6	CL	Soft, moist, gray with brown mottles, low plastic CLAY (CL)	
48	46	0.4 1.4	CL	Becomes medium stiff	
48	48	0.4 1.3	CL	Brown mottles grade out	
48	36	9.5 15.6	SP	Loose, moist, gray, fine to medium grained SAND (SP), trace to with clay Becomes medium dense to dense, brownish gray, trace small clay seams (< 1/4" thick) 3" clay seam (smaller clay seams grade out)	

Completion Depth: **32.00 Ft bgs**
Project No.: **21562593**
Project Name: **Roxana Supplemental Investigation**
Drilling Contractor: **Roberts Environmental Drilling, Inc.**
Drilling method: **Geoprobe (Direct Push Dual Tube)** Rig Type: **7000 VTR**
Drilled by:
Logged by: **W. Pennington**

Water Depth: 28 ft., After ATD hrs.
Water Depth: ____ ft., After ____ hrs.

▽ Water level at time of drilling
▼ Water level after drilling
ATD - At time of drilling

Splitspoon Sampler
Hollow Stem Auger-Soil samples not collected
Geoprobe
Air Knife/Hand Auger Sampler
Air Rotary
Roto-Sonic

USC based on field visual observations

URS

URS (ENVIRON) LOG+4 WELLS 21562593 (VMP-20 THRU 25).GPJ URSSTLEV.GDT 4/29/11

LOG OF BORING AND WELL CONSTRUCTION DETAIL
VMP-25

Completion Date: 3/11/11
Casing Elevation:
Ground Elevation: 431.77

Coordinates
Northing:791791.90
Easting:2321676.00

Depth In feet	Construction: VMP-25-5	Construction: VMP-25-9.5	Construction: VMP-25-21	Construction: VMP-25-31	Inches Driven	Inches Recovered	PID (ppm)	Sampler Graphic	Symbol	USCS	DESCRIPTION	NOTES
30					48	39	15.2 1075			SP	Becomes medium to coarse grained Same: Medium dense to dense, moist, brownish gray, medium to coarse grained SAND (SP) 1" clay seam ▽ Becomes wet	
					48	47	988 247					
35											Bottom of boring at 32' bgs	
40												
45												

Completion Depth: **32.00 Ft bgs**
Project No.: **21562593**
Project Name: **Roxana Supplemental Investigation**
Drilling Contractor: **Roberts Environmental Drilling, Inc.**
Drilling method: **Geoprobe (Direct Push Dual Tube)** Rig Type: **7000 VTR**
Drilled by:
Logged by: **W. Pennington**

URS

Water Depth: 28 ft., After ATD hrs.
Water Depth: ____ ft., After ____ hrs.

▽ Water level at time of drilling
▼ Water level after drilling
ATD - At time of drilling

Splitspoon Sampler
Hollow Stem Auger-
Soil samples not collected

Geoprobe
Air Knife/Hand Auger Sampler
Air Rotary
Roto-Sonic

USC based on field visual observations

URS (ENVIRON) LOG+4 WELLS 21562593 (VMP-20 THRU 25).GPJ URSSTLEV.GDT 4/29/11

SOIL VAPOR SAMPLING - ...ISTER SAMPLING DATA

Date	Port ID	Required Purge (mL)	15 mL Hand Pumps	Number of Hand Pumps Achieved	Canister ID	Flow Controller ID	Vacuum Leak Check OK (Y/N)	Helium Leak Check Before OK (Y/N)	Helium Leak Check After OK (Y/N)	Initial Vacuum	Time Start	Final Vacuum	Time Finish	
2/9/11	VMP-1-5	83.18	6	6	30 7	FC00723	Y	Y	Y	-30" Hg	2150	-7.5" Hg	1620	yellow
2/7/11	VMP-1-8.5	108.48	8	8	3036	F00178	Y	Y	Y	-30"Hg	1127	-6.5"Hg	1158	blue
2/7/11	VMP-1-23.5	216.93	15	15	1978	FC00101	Y	Y	Y	-30"Hg	1246	-5.5"Hg	1320	green
2/7/11	VMP-1-38.5	325.38	22	Pressure Held at -18" Hg. Did not Sample										red
	VMP-2-5	83.18	6											yellow
	VMP-2-8.5	108.48	8											blue
	VMP-2-22	206.09	14											green
	VMP-2-42	350.69	24											red
VOID 2/8/11	~~VMP-3-5~~	~~83.18~~	~~6~~	~~6~~	~~2224~~	~~FC00170~~	~~Y~~	~~Y~~	~~N~~	~~-30"Hg~~	~~0940~~	~~-6.5"Hg~~	~~1011~~	yellow VOID
2/8/11	VMP-3-10	119.33	8	8	3906	FC00199	Y	Y	Y	-30" Hg	1415	-6.0"Hg	1445	white
2/8/11	VMP-3-22	206.09	14	14	3484	FC00215	Y	Y	Y	-30"Hg	1254	-6.5"Hg	1324	blue
2/9/11	VMP-3-31.5	274.77	19	19	9506	FC00998	Y	Y	Y	-29.5"Hg	0930	-2.5"Hg	1008	green
2/9/11	VMP-3-39	329.00	22	Pressure held at -26" Hg. Did not sample										red
2/14/11	VMP-4-5	83.18	6	6	0027	40668	Y	Y	Y	-30"Hg	1053	-7.0"Hg	1123	yellow
2/14/11	VMP-4-12	133.79	9	9	2001	FC00246	Y	Y	Y	-30"Hg	1433	-7.5"Hg	1303	blue
2/14/11	VMP-4-23.5	216.93	15	15	5704	FC00701	Y	Y	Y	-30"Hg	1333	-2.5"Hg	1403	green
2/14/11	VMP-4-39	329.00	22	Pressure held at -19" Hg. Did not sample										red

Helium Leak Check Before: Compare Tedlar Helium Before with Helium in Shroud Before. Y = Tedlar < 10% Shroud.
Helium Leak Check Before: Compare Tedlar Helium After with Helium in Shroud After. Y = Tedlar < 10% Shroud.

SOIL VAPOR SAMPLING - ...ISTER SAMPLING DATA

Date	Port ID	Required Purge (mL)	15 mL Hand Pumps	Number of Hand Pumps Achieved	Canister ID	Flow Controller ID	Vacuum Leak Check OK (Y/N)	Helium Leak Check Before OK (Y/N)	Helium Leak Check After OK (Y/N)	Initial Vacuum	Time Start	Final Vacuum	Time Finish	
02/16/11	VMP-5-5	83.18	6	6	2208	40831	Y	Y	Y	-28" Hg	1024	-7.5" Hg	1100	yellow
02/16/11	VMP-5-12.5	137.40	10	10	9332	FC00108	Y	Y	Y	-28" Hg	1158	-6.5" Hg	1228	blue
02/16/11	VMP-5-31	271.16	19	19	11433	FC00077	Y	Y	Y	-29" Hg	1404	-8.5" Hg	1434	green
2/16/11	VMP-5-40	336.23	23	Screen submerged - Did not sample										red
02/07/11	VMP-6-5	83.18	6	6	3480	FC00583	Y	Y	Y	-30" Hg	0912	-6.5" Hg	0945	yellow
02/07/11	VMP-6-10	119.33	8	8	2222	FC00523	Y	Y	Y	-30" Hg	1033	-7.5" Hg	1103	blue
02/07/11	VMP-6-31.5	274.77	19	19	3994	FC00690	Y	Y	Y	-30" Hg	1146	-6.5" Hg	1216	green
02/07/11	VMP-6-39	329.00	22	Pressure held at -23" Hg. Did not sample										red
	VMP-7-5	83.18	6											yellow
	VMP-7-13.5	144.63	10											blue
	VMP-7-29.5	260.31	18											green
	VMP-7-38	321.77	22											red
	VMP-8-5	83.18	6											yellow
	VMP-8-9.5	115.71	8											blue
	VMP-8-23.5	216.93	15											green
	VMP-8-35.5	303.69	21											red

Helium Leak Check Before: Compare Tedlar Helium Before with Helium in Shroud Before. Y = Tedlar < 10% Shroud.
Helium Leak Check Before: Compare Tedlar Helium After with Helium in Shroud After. Y = Tedlar < 10% Shroud.

SOIL VAPOR SAMPLING - ...ISTER SAMPLING DATA

Date	Port ID	Required Purge (mL)	15 mL Hand Pumps	Number of Hand Pumps Achieved	Canister ID	Flow Controller ID	Vacuum Leak Check OK (Y/N)	Helium Leak Check Before OK (Y/N)	Helium Leak Check After OK (Y/N)	Initial Vacuum	Time Start	Final Vacuum	Time Finish	
	VMP-9-5	83.18	6											yellow
	VMP-9-11.5	130.17	9											blue
	VMP-9-25.5	231.39	16											green
	VMP-9-38.5	325.38	22											red
2/10/11	VMP-10-5	83.18	6	6	3123	FC00619	Y	Y	Y	-30" Hg	1457	-6.5" Hg	1528	yellow
2/10/11	VMP-10-10	119.33	8	8	3093	6333	Y	Y	Y	-29.5" Hg	0911	-7.5" Hg	0948	blue
2/11/11	VMP-10-20	191.63	13	13	2191	FC06828	Y	Y	Y	-29" Hg	1030	-6.5" Hg	1102	green
2/11/11	VMP-10-30	263.93	18	Undersorter										red
2/11/11	VMP-11-5	83.18	6	6	0839	FC00243	Y	Y	Y	-30" Hg	1253	-4.0" Hg	1323	yellow
2/11/11	VMP-11-8	104.87	7	7	3394	FC00368	Y	Y	Y	-29.5" Hg	1356	-6.5" Hg	1426	blue
2/14/11	VMP-11-29	256.70	18	18	2654	FC00461	Y	Y	Y	-30.0" Hg	0911	-7.0" Hg	0943	green
2/14/11	VMP-11-38	321.77	22	Pressure held @ -21" Hg.			Did not sample							red
	VMP-12-5	83.18	6											yellow
	VMP-12-11.5	130.17	9											blue
	VMP-12-25	227.78	16											green
	VMP-12-39	329.00	22											red

Helium Leak Check Before: Compare Tedlar Helium Before with Helium in Shroud Before. Y = Tedlar < 10% Shroud.
Helium Leak Check Before: Compare Tedlar Helium After with Helium in Shroud After. Y = Tedlar < 10% Shroud.

SOIL VAPOR SAMPLING - ...ISTER SAMPLING DATA

Date	Port ID	Required Purge (mL)	15 mL Hand Pumps	Number of Hand Pumps Achieved	Canister ID	Flow Controller ID	Vacuum Leak Check OK (Y/N)	Helium Leak Check Before OK (Y/N)	Helium Leak Check After OK (Y/N)	Initial Vacuum	Time Start	Final Vacuum	Time Finish	
2/18/11	VMP-13-5	83.18	6	6	2219	FC00400	Y	Y	Y	-29" Hg	0916	-9.5" Hg	0949	yellow
2/18/11	VMP-13-10.5	122.94	9	9	3864	FC00736	Y	Y	Y	-29" Hg	1027	-7.5" Hg	1057	blue
2/18/11	VMP-13-21.5	202.47	14	14	5521	6526	Y	Y	Y	-27" Hg	1251	-5.0" Hg	1322	green
2/18/11	VMP-13-29.5	260.31	18	18	3292	FC00198	Y	Y	Y	-28" Hg	1357	-1.0" Hg	1417	red
2/17/11	VMP-14-5	83.18	6	6	3293	FC00578	Y	Y	Y	-29" Hg	1348	-7.5" Hg	1423	yellow
2/17/11	VMP-14-11.5	130.17	9	9	2626	FC00737	Y	Y	Y	-29½" Hg	1458	-8.0" Hg	1526	blue
	VMP-14-20	191.63	13											green
	VMP-14-29	256.70	18											red
	VMP-15-5	83.18	6											yellow
	VMP-15-21.5	202.47	14											blue
	VMP-15-25.5	231.39	16											green
	VMP-15-29	256.70	18											red
	VMP-16-5	83.18	6											yellow
	VMP-16-13.5	144.63	10											blue
	VMP-16-19	184.40	13											green
	VMP-16-31	271.16	19											red

Helium Leak Check Before: Compare Tedlar Helium Before with Helium in Shroud Before. Y = Tedlar < 10% Shroud.
Helium Leak Check Before: Compare Tedlar Helium After with Helium in Shroud After. Y = Tedlar < 10% Shroud.

SOIL VAPOR SAMPLIN . STER SAMPLING DATA

Date	Port ID	Required Purge (mL)	15 mL Hand Pumps	Number of Hand Pumps Achieved	Canister ID	Flow Controller ID	Vacuum Leak Check OK (Y/N)	Helium Leak Check Before OK (Y/N)	Helium Leak Check After OK (Y/N)	Initial Vacuum	Time Start	Final Vacuum	Time Finish	
	VMP-17-5	83.18	6											yellow
2/7/11	VMP-18-8.5	108.48	8	8	1434	FC00282	Y	Y	Y	-30"Hg	1432	-6.5"Hg	1503	white
2/4/11	VMP-19-5	83.18	6	6	3565	FC00848	Y	Y	Y	-28.5"Hg	1523	-7.0"Hg	1554	yellow
	VMP-20-5	83.18	6											yellow
	VMP-20-10	119.33	8											blue
	VMP-20-	184.40	13											green
	VMP-20-	271.16	19											red
2/9/11	VMP-21-5	83.18	6	6	2210	FC00379	Y	Y	Y	-30"Hg	1514	-6.5"Hg	1546	yellow
2/10/11	VMP-21-10	119.33	8	8	2167	FC00696	Y	Y	Y	-30"Hg	1040	-8.0"Hg	1110	blue
2/10/11	VMP-21-25	227.78	16	16	0520	FC00760	Y	Y	Y	-30"Hg	0970	-6.0"Hg	0951	green
2/10/11	VMP-21-33	285.62	20	20	3719	FC00333	Y	Y	Y	-30"Hg	1326	-5.5"Hg	1357	red
	VMP-22-5	83.18	6											yellow
	VMP-22-10	119.33	8											blue
	VMP-22-18	177.17	12											green
	VMP-22-38	321.77	22											red

Helium Leak Check Before: Compare Tedlar Helium Before with Helium in Shroud Before. Y = Tedlar < 10% Shroud.
Helium Leak Check Before: Compare Tedlar Helium After with Helium in Shroud After. Y = Tedlar < 10% Shroud.

SOIL VAPOR SAMPLING - ...ISTER SAMPLING DATA

	Date	Port ID	Required Purge (mL)	15 mL Hand Pumps	Number of Hand Pumps Achieved	Canister ID	Flow Controller ID	Vacuum Leak Check OK (Y/N)	Helium Leak Check Before OK (Y/N)	Helium Leak Check After OK (Y/N)	Initial Vacuum	Time Start	Final Vacuum	Time Finish	
	2/15/11	VMP-23-5	83.18	6	6	2697	FC00345	Y	Y	Y	-30"Hg	0942	-9.5"Hg	1012	yellow
	2/15/11	VMP-23-10	119.33	8	8	5870	FC00689	Y	Y	Y	-30"Hg	1129	-7.5"Hg	1200	blue
	2/15/11	VMP-23-25	227.78	16	16	3566	FC00999	Y	Y	Y	-30 Hg	1355	-7.5"Hg	1430	green
	2/15/11	VMP-23-40	336.23	23	Screen submerged - did not sample										red
	2/16/11	VMP-24-5	83.18	6	6	0582	FC00584	Y	Y	Y	-28"Hg	1544	-9.0"Hg	1614	yellow
	2/17/11	VMP-24-10	119.33	8	8	2521	FC00447	Y	Y	Y	-30"Hg	0850	-8.5"Hg	0920	blue
	2/17/11	VMP-24-22	206.09	14	14	3634*	FC00687	Y	Y	Y	-30"Hg	0955	-8.5"Hg	1020	green
	2/17/11	VMP-24-34	292.85	20	20	2686	~~FC 10863~~	Y	Y	Y	-30"Hg	1058	-7.5"Hg	1128	red
Dup	2/7/11	VMP-18-8.5	108.48	8	8	3680	FC00481	Y	Y	Y	-30"Hg	1432	-5.0"Hg	1503	DUP
Dup	2/9/11	VMP-21-5	83.18	6	6	3122	FC00753	Y	Y	Y	-30"Hg	1514	-7.0"Hg	1546	DUP
Dup	2/11/11	VMP-11-8	109.82	7	7	1357	FC00304	Y	Y	Y	-30"Hg	1356	-5.0"Hg	1433	DUP
Dup	2/17/11	VMP-14-11.5	130.17	9	9	~~3118~~ ~~2626~~	~~FC00145~~ ~~FC00139~~	Y	Y	Y	-29½ Hg	1458	-7.5"Hg	1526	DUP
Dup	2/18/11	VMP-13-10.5	122.94	9	9	3715	FC0256	Y	Y	Y	-28"Hg	1027	-5.5"Hg	1057	DUP
															DUP
															DUP
															DUP
Dup	2/9/11	VMP-3-5	83.16	6	6	3803	FC00782	Y	Y	Y	-30"Hg	1307	-7.0"Hg	1337	DUP

* VMP-24-22, the Summa Bar Code was not readable, so the number on the bottom was used.

Helium Leak Check Before: Compare Tedlar Helium Before with Helium in Shroud Before. Y = Tedlar < 10% Shroud.
Helium Leak Check Before: Compare Tedlar Helium After with Helium in Shroud After. Y = Tedlar < 10% Shroud.

SOIL VAPOR SAMPLI : _ LAR SAMPLING DATA

Reading Location		Shroud	Tedlar Bag 1		Shroud		Tedlar Bag 2										Tedlar Bag 3	
Instrument		Dielectric		Landtec	Dielectric		FID	PID	MultiRAE				Landtec				Dielectric	
Date	Port ID	Helium in Shroud Before	Helium Before	CH4 (%)	Helium in Shroud After	Helium After	FID ppm	PID (ppm)	CO (ppm)	H2S (ppm)	LEL (%)	O2 (%)	CH4 (%)	LEL (%)	CO2 (%)	O2 (%)	Direct Port Reading After	
1/7/11	VMP-1-5	51.2%	0.0	NA	40.2%	3.7%	275	66.0	0.0	0.0	11	2.4	8.2	44	4.1	3.8	NA	yellow
2/4/11	VMP-1-8.5	57.3%	0.0	NA	54.5%	0.0%	720	101	23	0.0	20	0.6	7.0	OVR	11.1	0.5	NA	blue
2/9/11	VMP-1-23.5	50.2%	0.0	NA	40.2%	0.0%	1.26%	69.5	45	3.0	OFF	0.5	OVR	OVR	8.6	0.4	NA	green
2/4/11	VMP-1-38.5	Pressure held at -19" Hg.					Did not sample											red
	VMP-2-5																	yellow
	VMP-2-8.5																	blue
	VMP-2-22																	green
	VMP-2-42																	red
~~2/3/11~~ VOID	~~VMP-3-5~~	~~61.1%~~	~~4100ppm~~	~~NA~~	~~19.7%~~	~~11.1%~~	~~NA~~	~~1.1~~	~~0.0~~	~~0.0~~	~~0.0~~	~~17.6~~	~~3.0~~	~~0.0~~	~~6.2~~	~~13.8~~	~~5.0% He / 0.0 CH4~~	yellow
2/8/11	VMP-3-10	50.3%	0.0%	NA	52.1%	0.0%	2.70%	154	2.0	0.0	OVR	0.5	OVR	OVR	8.8	0.1	NA	white
2/8/11	VMP-3-22	51.2%	0.0%	NA	40.5%	0.0%	5.96%	145	244	15.0	OVR	0.4	OVR	OVR	8.2	0.4	NA	blue
2/9/11	VMP-3-31.5 (KH)	~~59.3%~~	0.0%	NA	48.3%	12.4	OVR	93.8	144	0.0	OVR	0.5	OVR	OVR	8.0	0.0	NA	green
2/9/11	VMP-3-39	Pressure held at -26" Hg.					Did not sample											red
2/4/11	VMP-4-5	52.3%	0.0%	NA	42.7%	13.1%	1045ppm	406	20	2	28	7.8	21.6	OVR	5.9	7.8	11.2% He / 12.1% CH4	yellow
2/14/11	VMP-4-12	50.4%	12675	OVR	44.8%	16675	6169ppm	276	30	1	27	3.4	OVR	OVR	9.5	3.3	14425 - He / OVR - CH4	blue
2/14/11	VMP-4-23.5	55.7%	15.1%	OVR	45.4%	14.6%	OVR	164	OVR	16	OVR	0.3	OVR	OVR	6.1	6.8	11.7% He / OVR - CH4	green
2/14/11	VMP-4-39	Pressure held @			-19" Hg.		Did Not Sample											red

VOID

SOIL VAPOR SAMPLING — TEDLAR SAMPLING DATA

Long grey | Black | Long grey | Yellow | Black | Blue |

Reading Location		Shroud	Tedlar Bag 1		Shroud		Tedlar Bag 2										Tedlar Bag 3	
Instrument		Dielectric		Landtec	Dielectric		FID	PID	MultiRAE				Landtec				Dielectric	
Date	Port ID	Helium in Shroud Before	Helium Before	CH4 (%)	Helium in Shroud After	Helium After	FID ppm	PID (ppm)	CO (ppm)	H2S (ppm)	LEL (%)	O2 (%)	CH4 (%)	LEL (%)	CO2 (%)	O2 (%)	Direct Port Reading After	
02/16/11	VMP-5-5	65.3%	0.0	NA	58.1%	1900ppm	29.5ppm	25.2	0	0	4	11.4	0.6%	14%	9.9	10.6	NA	yellow
02/16/11	VMP-5-12.5	60.2%	0.0	NA	60.2	0.0	275ppm	111	21	0	22	0.7	~~0.0~~ 11.0	44%	13.1	0.7	NA	blue
02/16/11	VMP-5-31	50.9	0.0	NA	55.4	7.7%	4.50%	226	OVR	9	100	0.9	OVR	OVR	8.7	0.7	8.2% = He OVR = CH4	green
2/16/11	VMP-5-40	Screen Submerged - Did not Sample																red
2/7/11	VMP-6-5	50.2	5050ppm	NA	54.6	19500ppm	27.11ppm	0.7	0.0	0.0	0.0	11.9	0.0	1.0	2.3	19.3	NA	yellow
2/7/11	VMP-6-10	51.2	4975ppm	NA	45.3	4975ppm	9.7ppm	0.6	0.0	0.0	0.0	7.9	0.1	1.0	10.0	8.6	NA	blue
2/7/11	VMP-6-31.5	51.3	0.0	NA	38.0	0.0	6016ppm	318	62	8.0	OVR	0.5	OVR	OVR	15.1	0.3	NA	green
2/7/11	VMP-6-39	Pressure Level at ~23" Hg.					D.I not sample											red
	VMP-7-5						29.08ppm											yellow
	VMP-7-13.5						24.01ppm											blue
	VMP-7-29.5						1789ppm											green
	VMP-7-38						2122ppm											red
	VMP-8-5						15.32											yellow
	VMP-8-9.5						10.25											blue
	VMP-8-23.5						11.21											green
	VMP-8-35.5																	red

SOIL VAPOR SAMPLING DLAR SAMPLING DATA

Reading Location		Shroud	Tedlar Bag 1		Shroud		Tedlar Bag 2										Tedlar Bag 3	
Instrument		Dielectric		Landtec	Dielectric		FID	PID	MultiRAE				Landtec				Dielectric	
Date	Port ID	Helium in Shroud Before	Helium Before	CH4 (%)	Helium in Shroud After	Helium After	FID ppm	PID (ppm)	CO (ppm)	H2S (ppm)	LEL (%)	O2 (%)	CH4 (%)	LEL (%)	CO2 (%)	O2 (%)	Direct Port Reading After	
	VMP-9-5						35.24ppm											yellow
	VMP-9-11.5																	blue
	VMP-9-25.5																	green
	VMP-9-38.5																	red
2/10/11	VMP-10-5	50.5	0.0	NA	44.0	0.0	21.27	0.4	0	0	0	16.2	0	0	4.5	17.8	NA	yellow
2/11/11	VMP-10-10	54.5	0.0	NA	65.5	0.0	6.74	0.1	0	0	0	14.9	0	0	5.5	14.7	NA	blue
2/11/11	VMP-10-20	52.6	0.0	NA	55.8	3700ppm	5.15	0.3	0	0	0	12.9	0	0	7.4	13.1	NA	green
2/11/11	VMP-10-30																	red
2/11/11	VMP-11-5	52.9	0.0	NA	45.9	0.0	1.28	0.8	0	0	0	9.4	0	0	9.5	9.9	NA	yellow
2/11/11	VMP-11-8	54.3%	0.0	NA	43.7	0.0	2.77	0.9	0	0	0	8.6	0	0	10.1	9.0	NA	blue
2/14/11	VMP-11-29	55.5%	0.0	NA	36.9%	0.0	0.72	0.0	0	0	0	1.6	0	0	15.3	1.7	NA	green
2/14/11	VMP-11-38	Pressure held at			-21" Hg. Did		Not Sample											red
2/15/11	VMP-12-5						2.63%											yellow
2/15/11	VMP-12-11.5						OVR											blue
2/15/11	VMP-12-25						OVR											green
	VMP-12-39																	red

SOIL VAPOR SAMPLING .DLAR SAMPLING DATA

Reading Location		Shroud	Tedlar Bag 1		Shroud		Tedlar Bag 2										Tedlar Bag 3	
Instrument		Dielectric		Landtec	Dielectric		FID	PID	MultiRAE				Landtec				Dielectric	
Date	Port ID	Helium in Shroud Before	Helium Before	CH4 (%)	Helium in Shroud After	Helium After	FID ppm	PID (ppm)	CO (ppm)	H2S (ppm)	LEL (%)	O2 (%)	CH4 (%)	LEL (%)	CO2 (%)	O2 (%)	Direct Port Reading After	
2/18/11	VMP-13-5	50.9	0.0	NA	50.9%	0.0	0.0 ppm	1.0	0	0	0	14.8	0.0	0.0	3.3	15.8	NA	yellow
2/18/11	VMP-13-10.5	50.4	0.0	NA	47.9%	0.0	255 ppm	192	0	0	16	1.7	0.1	16.0	6.8	10.6	NA	blue
2/18/11	VMP-13-21.5	55.4	0.0	NA	53.1%	0.0	305 ppm	392	0	0	21	1.4	~~1.8~~ 0.0	37	12.7	0.6	NA	green
2/18/11	VMP-13-29.5	52.1	0.0	NA	49.2%	0.0	830 ppm	OVR	64	2	8	1.0	1.5	25	3.5	16.3	NA	red
2/17/11	VMP-14-5	54.1	0.0	0.0	68.1	0.0	15.45	1.0	3.0	0.0	3.0	2.9	0.2	3.0	2.4	2.6	NA	yellow
2/17/11	VMP-14-11.5	55.0	0.0	0.0	80.	0.0	8.62 ppm	95.8	4.0	0.0	4.0	3.6	0.5	10.0	3.8	3.7	NA	blue
	VMP-14-20						5837 ppm											green
	VMP-14-29						6556 ppm											red
2/16/11	VMP-15-5						21.37											yellow
2/16/11	VMP-15-21.5						used ID 1431											blue
2/16/11	VMP-15-25.5						185											green
	VMP-15-29																	red
2/15/11	VMP-16-5						OVR											yellow
2/16/11	VMP-16-13.5						2.53%											blue
2/16/11	VMP-16-19						2.64%											green
	VMP-16-31																	red

SOIL VAPOR SAMPLING :DLAR SAMPLING DATA

Reading Location		Shroud	Tedlar Bag 1		Shroud		Tedlar Bag 2										Tedlar Bag 3	
Instrument		Dielectric		Landtec	Dielectric		FID	PID	MultiRAE				Landtec				Dielectric	
Date	Port ID	Helium in Shroud Before	Helium Before	CH4 (%)	Helium in Shroud After	Helium After	FID ppm	PID (ppm)	CO (ppm)	H2S (ppm)	LEL (%)	O2 (%)	CH4 (%)	LEL (%)	CO2 (%)	O2 (%)	Direct Port Reading After	
	VMP-17-5						29.54											yellow
2/9/11	VMP-18-8.5	61.3%	0.0	NA	42.9	0.0	19.57	0.9	0.0	0.0	0.0	14.6	0.1	2.0	7.1	15.4	NA	white
2/4/11	VMP-19-5	57.5%	3400	NA	42.5%	4400	55.38	1.3	0	0	3	15.5	OVR	1.0	6.9	16.4	NA	yellow
	VMP-20-5																	yellow
	VMP-20-10																	blue
	VMP-20-																	green
	VMP-20-																	red
2/9/11	VMP-21-5	73.4%	0.0	NA	53.8	18525	1178	273	0	0	30	9.1	43.4	OVR	6.5	9.2	NA	yellow
2/10/11	VMP-21-10	64.5%	0.0	NA	59.5%	0.0%	835	533	9	0	27	8.1	24.9	OVR	7.5	8.7	NA	blue
2/10/11	VMP-21-25	50.7%	0.0	NA	54.5	0.0	4834	227	35	1	OVR	0.4	OVR	OVR	7.0	0.2	NA	green
2/10/11	VMP-21-33	51.9%	0.0	NA	51.2	9350	6364	434	42	7	OVR	0.4	OVR	OVR	4.9	5.2	NA	red
	VMP-22-5						10.51											yellow
	VMP-22-10						4,06											blue
	VMP-22-18						1743											green
	VMP-22-38																	red

SOIL VAPOR SAMPLING .DLAR SAMPLING DATA

	Reading Location		Shroud	Tedlar Bag 1		Shroud		Tedlar Bag 2										Tedlar Bag 3	
	Instrument		Dielectric		Landtec	Dielectric		FID	PID	MultiRAE				Landtec				Dielectric	
	Date	Port ID	Helium in Shroud Before	Helium Before	CH4 (%)	Helium in Shroud After	Helium After	FID ppm	PID (ppm)	CO (ppm)	H2S (ppm)	LEL (%)	O2 (%)	CH4 (%)	LEL (%)	CO2 (%)	O2 (%)	Direct Port Reading After	
	2/15/11	VMP-23-5	62.3%	0.0	NA	80.3%	4275	0.7	0.5	0.0	0.0	0.0	18.4	18.6	11	0.3	19.9	NA	yellow
	2/15/11	VMP-23-10	52.0%	0.0	NA	55.1%	1600	0.0	0.4	0.0	0.0	0.0	10.0	13.1	OVR	2.3	19.0	NA	blue
	2/15/11	VMP-23-25	54.5%	0.0	NA	51.9%	0.0	0.0	1.2	0.0	0.0	0.0	2.1	0.0	001	14.9	0.6	NA	green
	2/15/11	VMP-23-40	~~Well under~~			Screen	submerged -	did not	sample.										red
	2/16/11	VMP-24-5	50.9	0.0	NA	50.5	0.0	0.0ppm	0.9	3	0	0	16.0	0.0	0.0	6.9	13.9	NA	yellow
	2/17/11	VMP-24-10	51.0	0.0	NA	59.5	425	0.0ppm	0.3	0.0	0.0	0.0	20.9	0.0	0.0	0.0	19.9	NA	blue
	2/17/11	VMP-24-22	52.5	0.0	NA	50.5	0.0	0.0ppm	0.9	4	0.0	0.0	11.9	0.0	2.0	10.3	10.6	NA	green
	2/17/11	VMP-24-34	52.2	0.0	NA	60.1	0.0	0.0ppm	1.9	39	0.0	0.0	10.9	0.2	3.0	10.6	10.5	NA	red
Dup	2/7/11	VMP-18-0.5	61.3	0.0	NA	42.9%	0.0	19.57ppm	0.9	0.0	0.0	0.0	14.6	0.1	2.0	7.1	15.4	NA	DUP
Dup	2/9/11	VMP-21-5	73.4%	0.0	NA	53.8	18525	1178	273	0	0	30	9.1	43.4	OVR	6.5	9.2	NA	DUP
Dup	2/11/11	VMP-11-8	54.3%	0.0	NA	43.7	0.0		0.9	0	0	0	8.4	0	0	10.1	9.0	NA	DUP
Dup	2/18/11	VMP-13-10.5	50.4%	0.0	NA	47.9%	0.0		192	0	0	16	1.7	0.1	16.0	6.8	10.6	NA	DUP
																			DUP
																			DUP
																			DUP
																			DUP
	2/9/11	VMP-3-5	67.1%	11425ppm	NA	68.5%	160%	3370	134	35	0.0	19.0	2.3	73.4%	OVR	4.9%	3.0%	25% He / OVR CH4	DUP

SOIL VAPOR SAMPLING - .NISTER SAMPLING DATA

Date	Port ID	Required Purge (mL)	15 mL Hand Pumps	Number of Hand Pumps Achieved	Canister ID	Flow Controller ID	Vacuum Leak Check OK (Y/N)	Helium Leak Check Before OK (Y/N)	Helium Leak Check After OK (Y/N)	Initial Vacuum "Hg	Time Start	Final Vacuum "Hg	Time Finish	
	VMP-1-5	83.18	6											yellow
	VMP-1-8.5	108.48	8											blue
	VMP-1-23.5	216.93	15											green
	VMP-1-38.5	325.38	22											red
12/04/11	VMP-2-5	83.18	6	6	3852	FC00660	Y	Y	Y	-29.5 "Hg	1041	-10 "Hg	1106	yellow
12/04/11	VMP-2-8.5	108.48	8	8	1947	FC00237	Y	Y	Y	-30 "Hg	1157	1224	-5 "Hg	blue
12/04/11	VMP-2-22	206.09	14	14	3676	FC00660	Y	Y	?	-30 "Hg	1310	-6 "Hg	1344	green
~~12/04/11~~	VMP-2-42	350.69	24	~~24 MPA~~ 16 MPA		~~MPA~~ FC00821	~~Y~~	~~Y MPA~~			~~1322~~	MPA		red
	VMP-3-5	83.18	6											yellow
	VMP-3-10	119.33	8											white
	VMP-3-22	206.09	14											blue
	VMP-3-31.5	274.77	19											green
	VMP-3-39	329.00	22											red
	VMP-4-5	83.18	6											yellow
	VMP-4-12	133.79	9											blue
	VMP-4-23.5	216.93	15											green
	VMP-4-39	329.00	22											red

Helium Leak Check Before: Compare Tedlar Helium Before with Helium in Shroud Before. Y = Tedlar < 10% Shroud.
Helium Leak Check Before: Compare Tedlar Helium After with Helium in Shroud After. Y = Tedlar < 10% Shroud.

SOIL VAPOR SAMPLING - ...ISTER SAMPLING DATA

Date	Port ID	Required Purge (mL)	15 mL Hand Pumps	Number of Hand Pumps Achieved	Canister ID	Flow Controller ID	Vacuum Leak Check OK (Y/N)	Helium Leak Check Before OK (Y/N)	Helium Leak Check After OK (Y/N)	Initial Vacuum	Time Start	Final Vacuum	Time Finish	
2/14/11	VMP-5-5	83.18	6	6	[illegible]	[illegible]	Y	Y	N	[illegible]	[illegible]		1022	yellow
	VMP-5-12.5	137.40	10											blue
	VMP-5-31	271.16	19											green
	VMP-5-40	336.23	23											red
	VMP-6-5	83.18	6											yellow
	VMP-6-10	119.33	8											blue
	VMP-6-31.5	274.77	19											green
	VMP-6-39	329.00	22											red
2/7/11	VMP-7-5	83.18	6	6	825 ~~2680~~	40814	Y	Y	Y	-30	0945	-8.5	1015	yellow
2/7/11	VMP-7-13.5	144.63	10	10	1494	FC00119	Y	Y	Y	-30	1057	-7.5	1125	blue
2/7/11	VMP-7-29.5	260.31	18	18	5838	6512	Y	Y	Y	-30	1208	-8	1238	green
2/7/11	VMP-7-38	321.77	22	22	3955	FC00320	Y	Y	Y	-30	1320	-4	1340	red
2/10/11	VMP-8-5	83.18	6	6	1750	FC00201	Y	Y	Y	-30	0904	-8.5	0940	yellow
2/10/11	VMP-8-9.5	115.71	8	8	2064	0746	Y	Y	Y	-30	1027	-8.5	1100	blue
2/10/11	VMP-8-23.5	216.93	15	15	3248	FC00446	Y	Y	Y	-29	1340	-9.0	1407	green
	VMP-8-35.5	303.69	21											red

Check Before: Compare Tedlar Helium Before with Helium in Shroud Before. Y = Tedlar < 10% Shroud.
...eck Before: Compare Tedlar Helium After with Helium in Shroud After. Y = Tedlar < 10% Shroud.

SOIL VAPOR SAMPLING - NISTER SAMPLING DATA

Date	Port ID	Required Purge (mL)	15 mL Hand Pumps	Number of Hand Pumps Achieved	Canister ID	Flow Controller ID	Vacuum Leak Check OK (Y/N)	Helium Leak Check Before OK (Y/N)	Helium Leak Check After OK (Y/N)	Initial Vacuum	Time Start	Final Vacuum	Time Finish	
2/8/11	VMP-9-5	83.18	6	6	1156	FC00136	Y	Y	Y	-30	1324	-5	1340	yellow
2/9/11	VMP-9-11.5	130.17	9	9	3084	FC00078	Y	Y	Y	-30	0936	-10	1036	blue
2/9/11	VMP-9-25.5	231.39	16	16	1670	FC00321	Y	Y	Y	-30	1315	-8.5	1345	green
2/9/11	VMP-9-38.5	325.38	22	22	2746	6666	Y	Y	Y	-30	1425	-3.5	1439	red
	VMP-10-5	83.18	6											yellow
	VMP-10-10	119.33	8											blue
	VMP-10-20	191.63	13											green
	VMP-10-30	263.93	18											red
	VMP-11-5	83.18	6											yellow
	VMP-11-8	104.87	7											blue
	VMP-11-29	256.70	18											green
	VMP-11-38	321.77	22											red
2/15/11	VMP-12-5	83.18	6	6	5627	FC00117	Y	Y	Y	-30	1040	-6.5	1048	yellow
2/15/11	VMP-12-11.5	130.17	9	9	5809	FC00211	Y	Y	Y	-29	1130	-8.5	1200	blue
2/15/11	VMP-12-25	227.78	16	16	2147	FC00759	Y	Y	Y	-30	1237	-8.5	1307	green
2/15/11	VMP-12-39	329.00	22	water										red
	VMP-12-11.5 D		9	9	2154	FC00130	Y	Y	Y	-29	1130	-5	1200	

Helium Leak Check Before: Compare Tedlar Helium Before with Helium in Shroud Before. Y = Tedlar < 10% Shroud.
Helium Leak Check Before: Compare Tedlar Helium After with Helium in Shroud After. Y = Tedlar < 10% Shroud.

SOIL VAPOR SAMPLING - ...ISTER SAMPLING DATA

Date	Port ID	Required Purge (mL)	15 mL Hand Pumps	Number of Hand Pumps Achieved	Canister ID	Flow Controller ID	Vacuum Leak Check OK (Y/N)	Helium Leak Check Before OK (Y/N)	Helium Leak Check After OK (Y/N)	Initial Vacuum	Time Start	Final Vacuum	Time Finish	
	VMP-13-5	83.18	6											yellow
	VMP-13-10.5	122.94	9											blue
	VMP-13-21.5	202.47	14											green
	VMP-13-29.5	260.31	18											red
	VMP-14-5	83.18	6											yellow
	VMP-14-11.5	130.17	9											blue
2/18/11	VMP-14-20	191.63	13	13	2203	FC00096	Y	Y	Y	-30	1053	-8	1125	green
2/18/11	VMP-14-29	256.70	18	18	617	FC00492	Y	Y	Y	-30	1212	-7	1238	red
2/16/11	VMP-15-5	83.18	6	6	2378	FC00264	Y	Y	Y	-30	1423	-9	1451	yellow
2/16/11	VMP-15-21.5	202.47	14	14	3033	FC00151	Y	Y	Y	-29.5	1522	-8	1548	blue
2/16/11	VMP-15-25.5	231.39	16	16	1737	FC00583	Y	Y	Y	-28	1622	-7.5	1652	green
2/16/11	VMP-15-29	256.70	18	Under	water	based on	contours							red
2/15/11	VMP-16-5	83.18	6	6	3843	FC00638	Y	Y	Y	-28.5	1537	-8	1604	yellow
2/16/11	VMP-16-13.5	144.63	10	10	3800	FC00393	Y	Y	Y	-30	1115	-8	1147	blue
2/16/11	VMP-16-19	184.40	13	13	3777	FC00878	Y	Y	Y	-29	1222	-7	1246	green
2/16/11	VMP-16-31	271.16	19	water	based on	contour	water in	pump						red
2/16/11	VMP-16-33.5-Dup	144.63	10	10	3984	FC00499	Y	Y	Y	-30	1115	-7.5	1143	

Helium Leak Check Before: Compare Tedlar Helium Before with Helium in Shroud Before. Y = Tedlar < 10% Shroud.
Helium Leak Check Before: Compare Tedlar Helium After with Helium in Shroud After. Y = Tedlar < 10% Shroud.

SOIL VAPOR SAMPLING - .NISTER SAMPLING DATA

Date	Port ID	Required Purge (mL)	15 mL Hand Pumps	Number of Hand Pumps Achieved	Canister ID	Flow Controller ID	Vacuum Leak Check OK (Y/N)	Helium Leak Check Before OK (Y/N)	Helium Leak Check After OK (Y/N)	Initial Vacuum	Time Start	Final Vacuum	Time Finish	
2/7/11	VMP-17-5	83.18	6	6	1574	6844	Y	Y	Y	-29.5 15-2	1540	-8	1610	yellow
	VMP-18-8.5	108.48	8								R2			white
	VMP-19-5	83.18	6											yellow
3/14/11	VMP-20-5	83.18	6	6	3113	FC00374	Y	Y	Y	-30	1255	-6.5	1330	yellow
3/14/11	VMP-20-10	119.33	8	10	2039	FC00464	Y	Y	Y	-30	1409	-6.5	1439	blue
3/14/11	VMP-20-25	184.40	12	18	3038	FC00695	Y	Y	Y	-30	1525	-6.0	1557	green
3/14/11	VMP-20-33.5	271.16	19	Pull	under	water								red
	VMP-21-5	83.18	6											yellow
	VMP-21-10	119.33	8											blue
	VMP-21-25	227.78	16											green
	VMP-21-33	285.62	20											red
2/11/11	VMP-22-5	83.18	6	6	3806	FC00476	Y	Y	Y	-30	0935	-8	1005	yellow
2/11/11	VMP-22-10	119.33	8	8	2112	FC00550	Y	Y	Y	-30	1047	-7	1117	blue
2/11/11	VMP-22-18	177.17	12	12	3483	FC00759	Y	Y	Y	-30	1156	-8	1228	green
	VMP-22-38	321.77	22											red

Helium Leak Check Before: Compare Tedlar Helium Before with Helium in Shroud Before. Y = Tedlar < 10% Shroud.
Helium Leak Check Before: Compare Tedlar Helium After with Helium in Shroud After. Y = Tedlar < 10% Shroud.
After

SOIL VAPOR SAMPLING - NISTER SAMPLING DATA

Date	Port ID	Required Purge (mL)	15 mL Hand Pumps	Number of Hand Pumps Achieved	Canister ID	Flow Controller ID	Vacuum Leak Check OK (Y/N)	Helium Leak Check Before OK (Y/N)	Helium Leak Check After OK (Y/N)	Initial Vacuum	Time Start	Final Vacuum	Time Finish	
	VMP-23-5	83.18	6											yellow
	VMP-23-10	119.33	8											blue
	VMP-23-25	227.78	16											green
	VMP-23-40	336.23	23											red
	VMP-24-5	83.18	6											yellow
	VMP-24-10	119.33	8											blue
	VMP-24-22	206.09	14											green
	VMP-24-34	292.85	20											red
	VMP-9-11.5	130.17	9	9	3016	FC00691	Y	Y	Y	-30	0936	-4	1006	DUP
														DUP
														DUP
														DUP
														DUP
														DUP
3/15/11	VMP-25-5	83.18	6	6	3758	FC00964	Y	Y	Y	-30	0929	-6.5	0959	DUP
3/15/11	VMP-25-21	198.86	14	14	1036	FC00996	Y	?	?	-30	1059	-6	1129	DUP
3/15/11	VMP-25-21-Dup	198.86	14	14	2503	FC00476	Y	?	?	-30	1059	-6	1129	DUP

VMP-27-9.5 Submitted (per field work)
VMP-27-31 Submitted

Helium Leak Check Before: Compare Tedlar Helium Before with Helium in Shroud Before. Y = Tedlar < 10% Shroud.
Helium Leak Check Before: Compare Tedlar Helium After with Helium in Shroud After. Y = Tedlar < 10% Shroud.

SOIL VAPOR SAMPLING ;DLAR SAMPLING DATA

Reading Location		Shroud	Tedlar Bag 1		Shroud		Tedlar Bag 2										Tedlar Bag 3	
Instrument		Dielectric		Landtec	Dielectric		FID	PID	MultiRAE				Landtec				Dielectric	
Date	Port ID	Helium in Shroud Before	Helium Before	CH4 (%)	Helium in Shroud After	Helium After	FID ppm	PID (ppm)	CO (ppm)	H2S (ppm)	LEL (%)	O2 (%)	CH4 (%)	LEL (%)	CO2 (%)	O2 (%)	Direct Port Reading After	
	VMP-1-5																	yellow
	VMP-1-8.5																	blue
	VMP-1-23.5																	green
	VMP-1-38.5																	red
2/4/11	VMP-2-5	53.6%	0%	7.6%	56.8%	0%	1862	155	1	0	48	0.7	12.6	>77	12.8	0.4	N/A	yellow
2/4/11	VMP-2-8.5	51.0%	0%	17.7%	77.0%	0%	3224	131	0	0	100	0.5	20.7	>77	12.3	0.2	N/A	blue
2/4/11	VMP-2-22	52.4%	0%	34.7%	64.0%	0%	4489	137	0	0	100	0.4	39.9	>77	12.3	0.4	N/A	green
	VMP-2-42																	red
	VMP-3-5																	yellow
	VMP-3-10																	white
	VMP-3-22																	blue
	VMP-3-31.5																	green
	VMP-3-39																	red
	VMP-4-5																	yellow
	VMP-4-12																	blue
	VMP-4-23.5																	green
	VMP-4-39																	red

SOIL VAPOR SAMPLING :EDLAR SAMPLING DATA

Reading Location		Shroud	Tedlar Bag 1		Shroud	Tedlar Bag 2											Tedlar Bag 3	
Instrument		Dielectric		Landtec	Dielectric		FID	PID	MultiRAE				Landtec				Dielectric	
Date	Port ID	Helium in Shroud Before	Helium Before	CH4 (%)	Helium in Shroud After	Helium After	FID ppm	PID (ppm)	CO (ppm)	H2S (ppm)	LEL (%)	O2 (%)	CH4 (%)	LEL (%)	CO2 (%)	O2 (%)	Direct Port Reading After	
2/14/11	VMP-5-5	58.5%	0%	0.2%	49.2%	19.5%							0.1%					yellow
	VMP-5-12.5																	blue
	VMP-5-31																	green
	VMP-5-40																	red
	VMP-6-5																	yellow
	VMP-6-10																	blue
	VMP-6-31.5																	green
	VMP-6-39																	red
2/7/11	VMP-7-5	52.3%	0%	0%	45.0%	0.16%		0.3	0	0	0	16.5%	0.0%	0	3.6	17.7	N/A	yellow
2/7/11	VMP-7-13.5	54.2%	0%	0%	54.1%	0%		0.4	0	0	0	8.4	0.0	0	10.9	9.0	N/A	blue
2/7/11	VMP-7-29.5	56.7%	0%	26.8%	56.2%	0%		910	4	12	56	3.4	27.6	>77	17.1	0.4	N/A	green
2/7/11	VMP-7-38	62.2%	0.13%	32.9%	57.0%	0%		944	0	35	58	1.8	53.7	777	16.5	0.1	N/A	red
2/10/11	VMP-8-5	57.2%	0%	0%	40.5%	0%		0	1	6	0	14.8	0.0	0	4.7	15.0	N/A	yellow
2/10/11	VMP-8-9.5	57.0%	0%	0%	61.0%	0%		0	0	0	0	12.5	0.0	0	9.0	11.6	N/A	blue
2/10/11	VMP-8-23.5	52.0%	0%	0%	69.3%	0%		0	0	0	0	11.5	0.0	0	10.1	11.7	N/A	green
	VMP-8-35.5																	red

SOIL VAPOR SAMPLING .DLAR SAMPLING DATA

Reading Location		Shroud	Tedlar Bag 1		Shroud		Tedlar Bag 2										Tedlar Bag 3	
Instrument		Dielectric		Landtec	Dielectric		FID	PID	MultiRAE				Landtec				Dielectric	
Date	Port ID	Helium in Shroud Before	Helium Before	CH4 (%)	Helium in Shroud After	Helium After	FID ppm	PID (ppm)	CO (ppm)	H2S (ppm)	LEL (%)	O2 (%)	CH4 (%)	LEL (%)	CO2 (%)	O2 (%)	Direct Port Reading After	
2/8/11	VMP-9-5	67.4%	0%	0%	51.0%	0%		0	0	0	0	19.2	0	0	1.3	19.1	N/A	yellow
2/9/11	VMP-9-11.5	62.7	0%	0%	50.9%	0%	3.08ppm	0.4	3	0	0	3.1	0	1	14.8	3.4	N/A	blue
2/9/11	VMP-9-25.5	64.9	0%	NS	40.2%	0%	753	103	4	5	44	0.7	3.0	58%	18.7	0.7	N/A	green
	VMP-9-38.5	50.7%	0%	NS	50.8%	0%	1065	726	2	3	38	0.6	6.3	OVR	19.4	0.3	N/A	red
	VMP-10-5																	yellow
	VMP-10-10																	blue
	VMP-10-20																	green
	VMP-10-30																	red
	VMP-11-5																	yellow
	VMP-11-8																	blue
	VMP-11-29																	green
	VMP-11-38																	red
2/15/11	VMP-12-5	62.7	3.3%	80.1%	62.6%	2.5%		86.7	0	0	100	0.2	86.7	>>>	8.1	0.0	N/A	yellow
2/15/11	VMP-12-11.5	51.0	5.1%	>>>	56.3%	5.4%		122	168	21	100	0.3	>>>	>>>	9.6	0.0	N/A	blue
2/15/11	VMP-12-25	54.6%	3.9%	>>>	72.1%	4.8%		242	248	9	100	0.0	>>>	>>>	13.6	0.0	N/A	green
2/15/11	VMP-12-39	work																red

SOIL VAPOR SAMPLING EDLAR SAMPLING DATA

Reading Location		Shroud	Tedlar Bag 1		Shroud		Tedlar Bag 2										Tedlar Bag 3	
Instrument		Dielectric		Landtec	Dielectric		FID	PID	MultiRAE				Landtec				Dielectric	
Date	Port ID	Helium in Shroud Before	Helium Before	CH4 (%)	Helium in Shroud After	Helium After	FID ppm	PID (ppm)	CO (ppm)	H2S (ppm)	LEL (%)	O2 (%)	CH4 (%)	LEL (%)	CO2 (%)	O2 (%)	Direct Port Reading After	
	VMP-13-5																	yellow
	VMP-13-10.5																	blue
	VMP-13-21.5																	green
	VMP-13-29.5																	red
	VMP-14-5																	yellow
	VMP-14-11.5																	blue
2/18/11	VMP-14-20	53.0%	2.4%	777	53.1%	2.6%		1282	305	4	100	1.6	>>>	>>>	16.8	0.4	N/A	green
2/18/11	VMP-14-29	54.0%	6.8%	86.0%	46.4%	2.5%		1502	624	8	100	0.4	777	777	16.5	0.3	N/A	red
2/16/11	VMP-15-5	55.1	0%	0.3%	63.7%	0%		50.2	2	0	4	3.6	0.5	9	11.0	3.9	N/A	yellow
2/16/11	VMP-15-21.5	52.5	0.7%	13.0%	47.9	0.04%		89.0	3	66	71	2.1	15.3	>>>	18.7	0.5	N/A	blue
2/16/11	VMP-15-25.5	52.7%	4.1%	~~32%~~ 3.3%	55.7%	4.8%		89.6	2	27	41	7.0	1.9	40%	8.6	6.2	N/A	green
2/16/11	VMP-15-29	Port under water			Logged on	container												red
2/15/11	VMP-16-5	52.6%	5.4%	>>>	75.3%	5.5%		119	31	2	100	2.1	>>>	>>>	14.3%	0.0	N/A	yellow
2/16/11	VMP-16-13.5	36.1%	6.1	777	73.4%	5.7%		92.3	66	4	100	0.3	>>>	>>>	14.3%	0.2	N/A	blue
2/16/11	VMP-16-19	54.6%	5.1%	777	60.0%	4.8%		87.5	93	5	100	0.3	>>>	>>>	14.6	0.2	N/A	green
2/16/11	VMP-16-31	water	based	on	reading													red

SOIL VAPOR SAMPLING EDLAR SAMPLING DATA

Reading Location		Shroud	Tedlar Bag 1		Shroud		Tedlar Bag 2										Tedlar Bag 3	
Instrument		Dielectric		Landtec	Dielectric		FID	PID	MultiRAE				Landtec				Dielectric	
Date	Port ID	Helium in Shroud Before	Helium Before	CH4 (%)	Helium in Shroud After	Helium After	FID ppm	PID (ppm)	CO (ppm)	H2S (ppm)	LEL (%)	O2 (%)	CH4 (%)	LEL (%)	CO2 (%)	O2 (%)	Direct Port Reading After	
2/7/11	VMP-17-5	51.7%	0%	0%	49.6%	0%		0.3	2	0	0	18.2	0	0	3.0	18.1	N/A	yellow
	VMP-18-8.5																	white
	VMP-19-5																	yellow
3/14/11	VMP-20-5	73.0%	0%	NM	60.9%	0%	0	2.1	10	0	0	7.0	0	0	10.3	7.6	N/A	yellow
3/14/11	VMP-20-10	55.0%	0%	NM	36.4%	0%	0	0.7	0	0	0	8.0	0	0	9.4	7.0	N/A	blue
3/14/11	VMP-20-25	~~74.1%~~	0%	NM	38.5%	0%	0	1.4	0	0	0	2.2	0	0	10.0	2.2	N/A	green
3/14/11	VMP-20-39.5	Under water																red
	VMP-21-5																	yellow
	VMP-21-10																	blue
	VMP-21-25																	green
	VMP-21-33																	red
2/11/11	VMP-22-5	52.4%	0%	0.1%	52.4%	0%		26.4	2	0	0	7.3	0	0	9.0	6.5	N/A	yellow
2/11/11	VMP-22-10	52.1	0%	0.1%	80.2%	0%		17.6 17.6	0 ppm	0	0	4.5	0.1	2	10.6	4.8	N/A	blue
2/11/11	VMP-22-18	52.0	0%	30.2%	44.3%	0%		32.4	2	1	54	0.9	31.5	777	12.0	0.0	N/A	green
2/11/11	VMP-22-38																	red

SOIL VAPOR SAMPLING .DLAR SAMPLING DATA

Reading Location		Shroud	Tedlar Bag 1		Shroud	Tedlar Bag 2											Tedlar Bag 3	
Instrument		Dielectric		Landtec	Dielectric		FID	PID	MultiRAE				Landtec				Dielectric	
Date	Port ID	Helium in Shroud Before	Helium Before	CH4 (%)	Helium in Shroud After	Helium After	FID ppm	PID (ppm)	CO (ppm)	H2S (ppm)	LEL (%)	O2 (%)	CH4 (%)	LEL (%)	CO2 (%)	O2 (%)	Direct Port Reading After	
	VMP-23-5																	yellow
	VMP-23-10																	blue
	VMP-23-25																	green
	VMP-23-40																	red
	VMP-24-5																	yellow
	VMP-24-10																	blue
	VMP-24-22																	green
	VMP-24-34																	red
	VMP-9-11.5-Dup																	DUP
																		DUP
																		DUP
																		DUP
																		DUP
																		DUP
3/15/11	VMP-25-5	55.9%	0%	NA	53.4%	0%	159	88.2	0	0	0	2.0	0	0	5.0	1.8%	N/A	DUP
3/15/11	VMP-25-21	59.6%	8.2%	>>>	38.3%	8.9%	OVR	268.3	182	39	OFF	0.2	>>>	>>>	15.3	0.6	8.6%	DUP
3/15/11	VMP-25-21-Dup	59.6%	8.2%	>>>	38.3%	8.9%	OVR	268.3	182	39	OFF	0.2	>>>	>>>	15.3	0.6	8.6%	DUP

VMP-25-9.5 submerged (parts water?)

VMP-25-31 submerged

TABLE B-1
SOIL VAPOR SAMPLING - TEDLAR SAMPLING DATA

Reading Location		Shroud	Tedlar Bag 1		Shroud		Tedlar Bag 2										Tedlar Bag 3
Instrument		Dielectric		Landtec	Dilectric		FID	PID	Multi-gas				Landtec				Dielectric
Port ID	Date	Helium in Shroud Before	Helium Before	CH4 (%)	Helium in Shroud After	Helium After	FID (ppm)	PID (ppm)	CO (ppm)	H2S (ppm)	LEL (%)	O2 (%)	CH4 (%)	LEL (%)	CO2 (%)	O2 (%)	Direct Port Reading After
VMP-1-5	11/02/09	63.0%	0.95%		62.0%	2.2%		98.2	4	0	35	11.1			OVR		N/A
	08/25/10	51.9%	0.0%		67.0%	2.1%	0.00	0.0	2	0	0	14.2	0.2	4	1.2	19.6	N/A
	11/17/10	52.8%	2.3%		58.0%	5.7%	0.24	0.6	5	0	0	19.4	0.1	2	1.3	20.1	N/A
	02/04/11	51.2%	0.0%	NS	60.8%	2.7%	275	66.0	0	0	11	2.6	2.2	44	9.1	2.2	N/A
VMP-1-8.5	11/02/09	68.0%	0.0%		64.0%	0.83%		87.5	4	0	25	1.2			OVR		N/A
	08/25/10	50.1%	3.3%		50.2%	4.3%	3561	2.6	0	0	2	0.0	0.3	6	7.0	9.0	N/A
	11/17/10	68.9%	3.2%		77.4%	1.3%	8.56	2.5	0	0	0	7.9	0.1	2	7.1	8.4	N/A
	02/04/11	57.3%	0.0%	NS	54.5%	0.0%	720	101.0	23	0	20	0.6	7.0	>>>	11.1	0.5	N/A
VMP-1-23.5	11/02/09	68.0%	0.0%		64.0%	0.83%		83.2	5	0	100	8.2			OVR		N/A
	08/30/10	50.8%	2.3%		47.3%	3.1%	1.99×10^6	0.0	190	7	OVR	0.0	0.0	>>>	7.8	0.2	N/A
	11/18/10	59.2%	0.08%		65.4%	4.3%	38.72	0.5	0	0	0	16.4	0.2	4	2.9	17.1	N/A
	02/04/11	50.2%	0.0%	NS	40.2%	0.0%	1260000	69.5	45	3	OVR	0.5	>>>	>>>	8.6	0.4	N/A
VMP-1-38.5	11/02/09	58.0%	0.8575%		48.0%	0.89%		63.0	4	0	31	1.3			OVR		N/A
	08/30/10	NS	NS		NS	NS	NS	NS	NS	NS	NS	NS	NS	NS	NS	NS	NS
	11/17/10	NS	NS		NS	NS	NS	NS	NS	NS	NS	NS	NS	NS	NS	NS	NS
	02/04/11	NS	NS	NS	NS	NS	NS	NS	NS	NS	NS	NS	NS	NS	NS	NS	NS
VMP-2-5	11/02/09	67.0%	0.0%		58.0%	3.2%		770	1	0	0	10.0			OVR		N/A
	08/31/10	50.3%	0.0%		48.8%	0.4525%	42780	98.9	24	1	35	0.0	63.9	>>>	11.4	0.2	N/A
	11/16/10	53.4%	0.0575%		57.6%	0.0925%	7729	231	10	0	OVR	0.3	>>>	>>>	12.1	1.0	N/A
	02/04/11	53.6%	0.0%	7.6%	56.8%	0.0%	1862	155	1	0	48	0.7	12.6	>>>	12.8	0.4	N/A
VMP-2-8.5	11/03/09	69.0%	0.0075%		40.0%	2.9%		12.0	0	0	100	16.1			2.43		N/A
	08/31/10	59.3%	0.6675%		46.7%	1.3325%	1.44×10^6	48.8	48	2	OVR	0.0	99.9	>>>	0.1	0.0	N/A
	11/16/10	63.2%	0.0%		55.0%	0.2175%	11900	180.0	28	0	OVR	0.6	>>>	>>>	11.4	0.8	N/A
	02/04/11	51.0%	0.0%	17.7%	64.0%	0.0%	4189	137.0	0	0	OVR	0.4	20.7	>>>	12.3	0.2	N/A
VMP-2-22	11/03/09	60.0%	0.0%		49.0%	0.2425%		118	0	0	21	3.4			OVR		N/A
	08/31/10	59.7%	2.5%		53.9%	2.5%	1.16×10^6	62.0	0	2	OVR	0.0	99.9	>>>	0.0	0.0	N/A
	11/16/10	52.8%	2.1%		51.0%	1.895%	13400	176	30	1	OVR	0.5	>>>	>>>	10.8	1.1	N/A
	02/04/11	52.4%	0.0%	34.7%	64.0%	0.0%	4189	137	0	0	OVR	0.4	39.9	>>>	12.3	0.4	N/A
VMP-2-42	11/03/09	80.0%	2.1%		58.0%	0.955%		70.8	193	0	70	0.8			OVR		N/A
	08/31/10	NS	NS		NS	NS	NS	NS	NS	NS	NS	NS	NS	NS	NS	NS	NS
	11/16/10	NS	NS		NS	NS	NS	NS	NS	NS	NS	NS	NS	NS	NS	NS	NS
	02/04/11	NS	NS	NS	NS	NS	NS	NS	NS	NS	NS	NS	NS	NS	NS	NS	NS
VMP-3-5	11/03/09	68.0%	0.0%		50.0%	0.27%		7.6	3	0	5	6.0			OVR		N/A
	09/09/10	52.6%	2.8%		51.7%	5.6%	2.28×10^6	137.0	104	4	OVR	0.0	>>>	>>>	12.3	0.0	10.5%
	11/22/10	51.9%	4.1%		62.9%	7.1%	1.9	200	321	5	OVR	3.4	>>>	>>>	9.0	3.2	8.6%
	02/09/11	67.1%	1.14%	NS	68.5%	11.0%	3370	134.0	35	0	19	2.3	73.4	>>>	4.9	3.0	25.0%

TABLE B-1
SOIL VAPOR SAMPLING - TEDLAR SAMPLING DATA

Reading Location		Shroud	Tedlar Bag 1		Shroud		Tedlar Bag 2										Tedlar Bag 3
Instrument		Dielectric		Landtec	Dilectric		FID	PID	Multi-gas				Landtec				Dielectric
Port ID	Date	Helium in Shroud Before	Helium Before	CH4 (%)	Helium in Shroud After	Helium After	FID (ppm)	PID (ppm)	CO (ppm)	H2S (ppm)	LEL (%)	O2 (%)	CH4 (%)	LEL (%)	CO2 (%)	O2 (%)	Direct Port Reading After
VMP-3-10	06/21/10	48.1%	0.0%		18.5%	0.19%		109	237	0	OVR	0.9			OVR		N/A
	09/10/10	59.1%	10.3%		58.0%	9.2%	OVR	10.9	511	15	OVR	0.0	>>>	>>>	9.7	0.0	10.1%
	09/20/10	51.1%	6.7%		44.3%	2.5%	OVR	142	0	10	OVR	0.3	>>>	>>>	9.0	1.3	8.1%
	11/22/10	57.0%	8.1%		61.3%	8.5%	78600	160	425	3	OVR	0.6	>>>	>>>	8.6	0.9	8.1%
	02/08/11	50.3%	0.0%	NS	52.1%	0.0%	2700000	159	2	0	OVR	0.5	>>>	>>>	8.8	0.1	N/A
VMP-3-22	11/04/09	58.0%	0.33%		51.0%	4.2%		101	142	0	100	0.9			OVR		N/A
	09/20/10	51.2%	4.6%		51.0%	4.6%	OVR	51.2	0	39	OVR	0.7	>>>	>>>	8.8	6.7	5.1%
	11/22/10	51.2%	9.5%		59.6%	10.1%	129200	153	691	17	OVR	0.5	>>>	>>>	7.8	1.0	9.8%
	02/08/11	51.2%	0.0%	NS	40.5%	0.0%	5960000	145	244	15	OVR	0.4	>>>	>>>	8.2	0.4	N/A
VMP-3-31.5	11/04/09	62.0%	10.0%		44.0%	10.0%		631	3	0	100	0.9			OVR		11.0%
	09/09/10	57.8%	18.2%		37.6%	17.0%	OVR	14.9	1033	9	OVR	0.0	>>>	>>>	4.6	0.0	17.7%
	11/22/10	51.2%	16.3%		62.4%	16.0%	OVR	232	OVR	12	OVR	0.4	>>>	>>>	4.7	0.9	15.4%
	02/09/11	59.3%	0.0%	NS	48.3%	12.4%	OVR	93.8	144	0	OVR	0.5	>>>	>>>	8.0	0.0	NS
VMP-3-39	11/04/09	59.0%	11.0%		40.0%	11.0%		114	195	0	0	0.9			4.72		10.0%
	09/09/10	NS	NS		NS	NS	NS	NS	NS	NS	NS	NS	NS	NS	NS	NS	NS
	11/22/10	NS	NS		NS	NS	NS	NS	NS	NS	NS	NS	NS	NS	NS	NS	NS
	02/09/11	NS	NS	NS	NS	NS	NS	NS	NS	NS	NS	NS	NS	NS	NS	NS	NS
VMP-4-5	11/05/09	59.0%	1.7225%		39.0%	30.0%		24.0	0	0	0	6.0			0.76		32.0%
	08/25/10	50.1%	0.0%		46.6%	2.3%	0	26.7	305	7	OVR	0.8	99.8	>>>	0.0	0.2	N/A
	11/22/10	52.9%	5.1%		50.5%	5.2%	27800	165	376	11	OVR	0.6	>>>	>>>	13.7	0.8	5.1%
	02/14/11	52.3%	0.0%	NS	42.7%	13.1%	1045	406	20	2	28	7.9	21.6	>>>	5.9	7.8	11.2%
VMP-4-12	11/05/09	60.0%	0.125%		41.0%	2.2%		150	12	0	14	1.4			OVR		N/A
	08/25/10	57.4%	3.4%		54.0%	4.6%	0	77.8	452	25	OVR	0.0	99.8	>>>	13.5	0.2	N/A
	11/23/10	58.7%	3.3%		52.4%	3.0%	16900	112	40	0	OVR	0.7	>>>	>>>	13.6	1.4	2.5%
	02/14/11	50.4%	1.27%	>>>	44.8%	1.67%	6169	276	30	1	27	3.4	>>>	>>>	9.5	3.3	1.4%
VMP-4-23.5	11/05/09	62.0%	9.0%		39.0%	10.0%		340	134	6	86	6.0			0.0		10.6%
	08/31/10	54.5%	12.7%		37.8%	14.3%	OVR	2.3	1006	70	OVR	0.0	>>>	>>>	5.7	0.7	12.7%
	11/23/10	59.9%	17.3%		62.2%	17.5%	150300	124	800	0	OVR	0.5	>>>	>>>	7.0	0.9	17.0%
	02/14/11	55.7%	15.1%	>>>	45.4%	14.6%	OVR	166	OVR	16	OVR	0.3	>>>	>>>	6.1	0.8	11.7%
VMP-4-39	11/05/09	59.0%	9.0%		34.0%	0.43%		327	1154	2	74	0.9			5.0		10.0%
	08/31/10	NS	NS		NS	NS	NS	NS	NS	NS	NS	NS	NS	NS	NS	NS	NS
	01/23/10	NS	NS		NS	NS	NS	NS	NS	NS	NS	NS	NS	NS	NS	NS	NS
	02/14/11	NS	NS	NS	NS	NS	NS	NS	NS	NS	NS	NS	NS	NS	NS	NS	NS

TABLE B-1
SOIL VAPOR SAMPLING - TEDLAR SAMPLING DATA

Reading Location		Shroud	Tedlar Bag 1		Shroud		Tedlar Bag 2										Tedlar Bag 3
Instrument		Dielectric		Landtec	Dilectric		FID	PID	Multi-gas				Landtec				Dielectric
Port ID	Date	Helium in Shroud Before	Helium Before	CH4 (%)	Helium in Shroud After	Helium After	FID (ppm)	PID (ppm)	CO (ppm)	H2S (ppm)	LEL (%)	O2 (%)	CH4 (%)	LEL (%)	CO2 (%)	O2 (%)	Direct Port Reading After
VMP-5-5	11/05/09	37.0%	0.0%		28.0%	0.45%		197	5	0	35	0.0			4.5		N/A
	09/09/10	63.6%	0.7675%		61.5%	0.85%	79110	331	426	11	OVR	0.0	>>>	>>>	12.4	1.6	N/A
	11/22/10	55.8%	0.0%		36.0%	1.6025%	11600	149	199	0.00%	OVR	1.9	>>>	>>>	12.5	1.4	N/A
	02/16/11	65.3%	0.0%	NS	58.1%	0.2%	2950	25.2	0	0.00%	4.00%	11.4	0.6	14	9.9	10.6	N/A
VMP-5-12.5	11/06/09	45.0%	0.1425%		39.0%	0.305%		41.5	153	0	100	2.0			OVR		N/A
	09/09/10	54.6%	0.93%		53.1%	0.6375%	1.59×10^6	276	244	14	OVR	0.0	>>>	>>>	14.3	0.0	N/A
	11/23/10	53.3%	0.0%		50.6%	0.0%	205	79.9	4	0	55	4.4	1.5	32	13.2	3.6	N/A
	02/16/11	60.2%	0.0%	NS	60.2%	0.0%	2750	111	21	0	22	0.7	11.0	44	13.1	0.7	N/A
VMP-5-31	11/06/09	46.0%	1.9%		35.0%	2.1%		31.5	947	7	100	1.8			OVR		N/A
	09/09/10	48.0%	9.2%		46.2%	10.2%	OVR	0.0	875	21	OVR	0.0	>>>	>>>	9.4	0.0	7.1%
	11/23/10	53.6%	9.6%		50.0%	9.0%	87100	148	1500	0	OVR	0.7	>>>	>>>	9.6	0.9	9.0%
	02/16/11	50.9%	0.0%	NS	55.4%	7.7%	45000	226	OVR	9	OVR	0.9	>>>	>>>	8.7	0.7	8.2%
VMP-5-40	11/06/09	51.0%	4.1%		38.0%	2.7%		28.6	913	0	100	0.4			OVR		N/A
	09/09/10	NS	NS		NS	NS	NS	NS	NS	NS	NS	NS	NS	NS	NS	NS	NS
	11/23/10	NS	NS		NS	NS	NS	NS	NS	NS	NS	NS	NS	NS	NS	NS	NS
	02/16/11	NS	NS	NS	NS	NS	NS	NS	NS	NS	NS	NS	NS	NS	NS	NS	NS
VMP-6-5	11/06/09	55.0%	0.0%		39.0%	0.0%		161	27	3	85	0.9			OVR		N/A
	09/08/10	59.3%	0.0%		56.4%	0.1125%	35760	327	76	3	27	0.0	12.8	>>>	15.3	0.0	N/A
	11/16/10	50.8%	0.0%		58.0%	0.78%	4426	606	53	4	OVR	0.4	65.1	>>>	15.2	1.5	N/A
	02/07/11	50.2%	0.5%	NS	54.6%	2.0%	271.1	0.7	0	0	0	16.9	0.0	1	2.3	19.3	N/A
VMP-6-10	11/06/09	54.0%	0.3523%		29.0%	0.0775%		183	17	3	100	0.4			OVR		N/A
	09/08/10	51.6%	0.54%		37.9%	0.725%	79370	356	138	6	50	0.0	38.3	>>>	14.8	0.0	N/A
	11/17/10	51.3%	0.0%		60.9%	0.9125%	6.33	0.2	0	0	0	7.2	0.4	9	11.3	6.4	N/A
	02/07/11	51.2%	0.5%	NS	45.3%	0.4%	97.6	0.6	0	0	0	7.9	0.1	1	10.0	8.6	N/A
VMP-6-31.5	11/09/09	58.0%	0.0%		47.0%	0.0%		445	86	3	100	0.3			OVR		N/A
	09/08/10	56.6%	2.7%		46.9%	2.6%	3.21×10^6	380	711	41	OVR	0.0	>>>	>>>	12.9	0.0	2.3%
	11/17/10	66.5%	1.54%		59.8%	1.93%	1.16	462	753	10	OVR	2.1	>>>	>>>	13.3	2.3	N/A
	02/07/11	51.3%	0.0%	NS	38.0%	0.0%	60660	318	62	8	OVR	0.5	>>>	>>>	15.1	0.3	N/A
VMP-6-39	11/09/09	60.0%	1.61%		48.0%	1.55%		55.0	8	5	100	0.2			OVR		N/A
	09/08/10	NS	NS		NS	NS	NS	NS	NS	NS	NS	NS	NS	NS	NS	NS	NS
	11/16/10	NS	NS		NS	NS	NS	NS	NS	NS	NS	NS	NS	NS	NS	NS	NS
	02/07/11	NS	NS	NS	NS	NS	NS	NS	NS	NS	NS	NS	NS	NS	NS	NS	NS
VMP-7-5	11/09/09	64.0%	3.4%		50.0%	2.5%		0.6	4	0	Neg	12.3			OVR		N/A
	08/26/10	56.6%	1.7%		56.3%	1.5%	28.7	0.0	0	1	0	0.8	0.0	0	4.5	13.4	N/A
	11/19/10	50.2%	0.9225%		66.7%	0.4925%	61.45	4.5	5	0	10	2.9	0.2	2	15.3	2.6	N/A
	02/07/11	52.8%	0.0%	0.0%	45.0%	0.2%	290.8	0.3	0	0	0	16.5	0.0	0	3.6	17.7	N/A

TABLE B-1
SOIL VAPOR SAMPLING - TEDLAR SAMPLING DATA

Reading Location		Shroud	Tedlar Bag 1		Shroud		Tedlar Bag 2										Tedlar Bag 3
Instrument		Dielectric		Landtec	Dilectric		FID	PID	Multi-gas				Landtec				Dielectric
Port ID	Date	Helium in Shroud Before	Helium Before	CH4 (%)	Helium in Shroud After	Helium After	FID (ppm)	PID (ppm)	CO (ppm)	H2S (ppm)	LEL (%)	O2 (%)	CH4 (%)	LEL (%)	CO2 (%)	O2 (%)	Direct Port Reading After
VMP-7-13.5	11/09/09	60.0%	0.0%		46.0%	0.45%		53.0	0	0	0	5.2			OVR		N/A
	08/26/10	50.8%	0.0%		56.2%	0.0%	5130	62.8	2	2	16	0.0	1.1	22	16.7	0.4	N/A
	11/19/10	53.8%	0.0%		51.0%	0.0%	2157	58.8	3	0	38	0.7	3.4	68	16.3	0.7	N/A
	02/07/11	54.2%	0.0%	0.0%	54.1%	0.0%	240.1	0.4	0	0	0	8.4	0.0	0	10.9	9.0	N/A
VMP-7-29.5	11/09/09	62.0%	0.5375%		49.0%	0.365%		89.0	132	4	13	4.5			OVR		N/A
	08/31/10	50.4%	0.92%		48.3%	0.7925%	73090	234	187	10	0	0.0	57.1	>>>	15.0	0.3	N/A
	11/19/10	53.7%	0.0%		69.3%	0.0%	4264	120	32	1	OVR	0.5	19.0	>>>	15.9	0.8	N/A
	02/07/11	56.7%	0.0%	26.8%	56.2%	0.0%	17840	910	4	12	56	3.4	27.6	>>>	17.1	0.4	N/A
VMP-7-38	11/09/09	52.0%	0.0%		45.0%	0.5975%		88.0	4	3	75	1.8			OVR		N/A
	08/31/10	NS	NS		NS	NS	NS	NS	NS	NS	NS	NS	NS	NS	NS	NS	NS
	11/19/10	NS	NS		NS	NS	NS	NS	NS	NS	NS	NS	NS	NS	NS	NS	NS
	02/07/11	62.2%	0.1%	32.9%	51.0%	0.0%	21220	944	0	35	58	1.8	33.7	>>>	16.5	0.1	N/A
VMP-8-5	11/10/09	63.0%	0.15%		45.0%	0.0%		0.0	1	0	0	15.5			OVR		N/A
	08/30/10	52.0%	0.0%		58.6%	0.1325%	55.0	0.4	0	0	0	6.4	0.0	0	7.3	13.4	N/A
	11/18/10	62.8%	0.0%		65.5%	0.0%	617	2.6	4	0	5	14.1	0.2	4	2.6	19.4	N/A
	02/10/11	51.2%	0.0%	0.0%	40.5%	0.0%	153.2	0.0	1	0	0	14.8	0.0	0	4.7	15.0	N/A
VMP-8-9.5	11/10/09	63.0%	0.0%		45.0%	0.0%		0.0	0	0	0	11.2			OVR		N/A
	08/30/10	56.2%	0.0%		48.9%	0.0%	66.2	0.2	0	0	0	0.0	0.0	0	9.2	10.1	N/A
	11/18/10	63.7%	0.0%		100+%	0.1075%	27.23	2.1	4	0	7	12.2	0.3	6	9.6	12.5	N/A
	02/10/11	51.0%	0.0%	0.0%	61.0%	0.0%	102.5	0.0	0	0	0	12.5	0.0	0	9.0	11.6	N/A
VMP-8-23.5	11/10/09	60.0%	0.0%		46.0%	0.0%		0.0	2	0	0	11.2			OVR		N/A
	08/30/10	55.2%	0.0%		60.0%	0.0%	34.2	0.0	1	0	3	0.0	0.0	0	9.3	9.9	N/A
	11/19/10	57.8%	0.0%		59.8%	0.0%	3.62	1.6	0	0	6	10.5	0.0	0	10.1	11.0	N/A
	02/10/11	52.0%	0.0%	0.0%	69.3%	0.0%	112.1	0.0	0	0	0	11.5	0.0	0	10.1	11.7	N/A
VMP-8-35.5	11/10/09	53.0%	NS		NS	NS		NS	NS	NS	NS	NS			NS		NS
	08/30/10	NS	NS		NS	NS	NS	NS	NS	NS	NS	NS	NS	NS	NS	NS	NS
	11/19/10	NS	NS		NS	NS	NS	NS	NS	NS	NS	NS	NS	NS	NS	NS	NS
	02/10/11	NS	NS	NS	NS	NS	NS	NS	NS	NS	NS	NS	NS	NS	NS	NS	NS
VMP-9-5	11/11/09	55.0%	10.4%		49.0%	4.6%		0.0	2	0	0	15.0			3.45		4.5%
	08/26/10	50.2%	0.0%		45.6%	0.0%	36.7	0.0	2	0	3	0.4	0.4	8	11.6	4.7	N/A
	11/19/10	66.3%	0.0%		65.7%	0.0%	4.01	2.1	1	0	0	20.1	0.1	1	0.8	20.1	N/A
	02/08/11	67.4%	0.0%	0.0%	51.0%	0.0%	352.4	0.0	0	0	0	19.2	0.0	0	1.8	19.1	N/A
VMP-9-11.5	11/11/09	61.0%	1.7%		39.0%	0.85%		0.0	0	6	0	5.2			OVR		N/A
	08/26/10	54.2%	0.0%		34.7%	0.28%	19620	36.7	8	0	42	0.0	3.2	64	13.7	0.5	N/A
	11/19/10	57.5%	0.0%		57.8%	0.04%	1714	23.6	74	0	21	0.9	1.7	35	15.8	0.8	N/A
	02/09/11	62.7%	0.0%	0.0%	50.9%	0.0%	30.8	0.4	3	0	0	3.1	0.0	1	14.8	3.4	N/A

TABLE B-1
SOIL VAPOR SAMPLING - TEDLAR SAMPLING DATA

Reading Location		Shroud	Tedlar Bag 1		Shroud		Tedlar Bag 2										Tedlar Bag 3
Instrument		Dielectric		Landtec	Dilectric		FID	PID	Multi-gas				Landtec				Dielectric
Port ID	Date	Helium in Shroud Before	Helium Before	CH4 (%)	Helium in Shroud After	Helium After	FID (ppm)	PID (ppm)	CO (ppm)	H2S (ppm)	LEL (%)	O2 (%)	CH4 (%)	LEL (%)	CO2 (%)	O2 (%)	Direct Port Reading After
VMP-9-25.5	11/10/09	56.0%	0.2375%		41.0%	0.005%		145	1	0	60	2.1			OVR		N/A
	08/26/10	50.2%	0.4275%		47.6%	0.98%	46560	153	32	12	Neg	0.0	19.4	388	13.8	0.0	N/A
	11/19/10	51.0%	0.0%		55.8%	0.175%	3594	66.6	232	8	73	0.5	6.2	>>>	15.4	0.4	N/A
	02/09/11	64.9%	0.0%	NS	40.5%	0.0%	7530	103	4	5	44	0.7	3.0	53	18.7	0.7	N/A
VMP-9-38.5	11/10/09	60.0%	0.0%		47.0%	0.2125%		138	11	0	33	3.1			OVR		N/A
	08/26/10	62.5%	NS		NS	NS	NS	NS	NS	NS	NS	NS	NS	NS	NS	NS	NS
	11/19/10	NS	NS		NS	NS	NS	NS	NS	NS	NS	NS	NS	NS	NS	NS	NS
	02/09/11	50.9%	0.0%	NS	50.0%	0.0%	10650	226	2	3	38	0.6	6.3	>>>	19.4	0.3	N/A
VMP-10-5	11/11/09	65.0%	0.0%		56.0%	0.0%		0.0	0	0	0	13.5			OVR		N/A
	09/07/10	60.2%	0.0%		35.8%	0.0%	-7.7	0.1	0	0	0	0.0	0.0	0	6.4	14.0	N/A
	11/18/10	56.5%	0.0%		52.4%	0.035%	26.78	0.5	0	0	0	17.7	0.0	1	3.7	18.4	N/A
	02/10/11	50.5%	0.0%	NS	44.0%	0.0%	212.7	0.4	0	0	0	16.2	0.0	0	4.5	17.8	N/A
VMP-10-10	11/11/09	58.0%	0.0%		44.0%	0.0%		0.0	0	0	0	11.7			OVR		N/A
	09/07/10	53.4%	0.0%		25.5%	0.0%	-8.7	0.0	0	0	0	0.0	0.0	0	9.0	11.9	N/A
	11/18/10	54.4%	0.0%		49.4%	0.05%	41.21	0.7	4	0	0	15.4	0.0	1	6.1	15.9	N/A
	02/11/11	54.5%	0.0%	NS	65.5%	0.0%	67.4	0.1	0	0	0	14.9	0.0	0	5.5	14.7	N/A
VMP-10-20	11/11/09	60.0%	0.0%		38.0%	0.2475%		0.0	2	0	0	20.9			0.047		N/A
	09/07/10	51.8%	0.0%		32.9%	0.0%	-10.8	0.0	0	0	0	0.0	0.0	0	12.3	9.4	N/A
	11/18/10	58.1%	0.0%		41.0%	0.0%	85.73	0.7	4	0	0	13.2	0.0	0	9.1	13.2	N/A
	02/11/11	52.6%	0.0%	NS	55.8%	0.4%	51.5	0.3	0	0	0	12.9	0.0	0	7.4	13.1	N/A
VMP-10-30	11/13/09	60.0%	0.0%		50.0%	0.0%		0.0	0	0	0	6.7			OVR		N/A
	09/07/10	NS	NS		NS	NS	NS	NS	NS	NS	NS	NS	NS	NS	NS	NS	NS
	11/18/10	NS	NS		NS	NS	NS	NS	NS	NS	NS	NS	NS	NS	NS	NS	NS
	02/11/11	NS	NS	NS	NS	NS	NS	NS	NS	NS	NS	NS	NS	NS	NS	NS	NS
VMP-11-5	11/17/09	50.0%	0.0%		31.0%	0.0%		5.0	6	0	24	7.0			OVR		N/A
	09/07/10	57.9%	0.0%		44.3%	0.0%	-2.9	0.1	2	0	0	0.0	0.0	0	9.9	10.3	N/A
	11/22/10	56.5%	0.0%		75.0%	0.0%	6.6	1.3	5	0	0	8.6	0.0	0	11.0	8.2	N/A
	02/11/11	52.9%	0.0%	NS	45.9%	0.0%	12.8	0.8	0	0	0	9.4	0.0	0	9.5	9.9	N/A
VMP-11-8	11/17/09	50.0%	0.0%		37.0%	0.0%		4.0	0	0	2	7.3			OVR		N/A
	09/08/10	52.3%	0.0%		37.6%	0.0%	10.5	0.0	0	0	0	0.0	0.0	0	9.5	11.0	N/A
	11/22/10	55.0%	0.0%		57.5%	0.025%	8	1.8	4	0	0	7.8	0.0	0	11.4	7.6	N/A
	02/11/11	54.3%	0.0%	NS	43.7%	0.0%	27.7	0.9	0	0	0	8.6	0.0	0	10.1	9.0	N/A
VMP-11-29	11/18/09	53.0%	0.0%		45.0%	0.0%		OVR	3	0	16	4.5			OVR		N/A
	09/08/10	63.8%	0.0%		40.0%	0.0%	1400	97.3	1	0	5	0.0	0.0	1	14.7	0.0	N/A
	11/22/10	57.5%	0.0%		46.3%	0.0%	785	58.7	3	0	3	0.8	0.2	5	14.7	0.8	N/A
	02/14/11	55.5%	0.0%	NS	36.9%	0.0%	7.2	0.0	0	0	0	1.6	0.0	0	15.3	1.7	N/A

TABLE B-1
SOIL VAPOR SAMPLING - TEDLAR SAMPLING DATA

Reading Location		Shroud	Tedlar Bag 1		Shroud		Tedlar Bag 2										Tedlar Bag 3
Instrument		Dielectric		Landtec	Dilectric		FID	PID	Multi-gas				Landtec				Dielectric
Port ID	Date	Helium in Shroud Before	Helium Before	CH4 (%)	Helium in Shroud After	Helium After	FID (ppm)	PID (ppm)	CO (ppm)	H2S (ppm)	LEL (%)	O2 (%)	CH4 (%)	LEL (%)	CO2 (%)	O2 (%)	Direct Port Reading After
VMP-11-38	11/18/09	50.0%	0.0%		40.0%	0.0%		OVR	2	0	28	4.6			OVR		N/A
	09/08/10	NS	NS		NS	NS	NS	NS	NS	NS	NS	NS	NS	NS	NS	NS	NS
	11/22/10	NS	NS		NS	NS	NS	NS	NS	NS	NS	NS	NS	NS	NS	NS	NS
	02/14/11	NS	NS	NS	NS	NS	NS	NS	NS	NS	NS	NS	NS	NS	NS	NS	NS
VMP-12-5	11/13/09	56.0%	6.0%		42.0%	5.8%		857	120	2	100	1.8			OVR		7.0%
	09/03/10	48.7%	10.4%		45.7%	11.1%	OVR	22.5	145	23	OVR	0.0	>>>	>>>	14.5	0.7	10.1%
	12/03/10	55.3%	1.075%		57.0%	1.1225%	4986	21.7	220	0	73	0.7	9.9	>>>	13.5	1.1	N/A
	02/15/11	62.7%	3.3%	80.1%	62.6%	2.5%	2630000	86.7	0	0	OVR	0.2	86.7	>>>	8.1	0.0	N/A
VMP-12-11.5	11/13/09	55.0%	0.0%		45.0%	5.5%		97.0	68	2	0	4.2			OVR		0.0%
	09/03/10	54.1%	9.6%		33.4%	10.1%	OVR	44.1	293	15	Off	0.0	>>>	>>>	15.2	0.6	11.4%
	12/03/10	67.1%	5.8%		58.6%	6.5%	50100	48.7	78	7	OVR	0.6	>>>	>>>	12.7	0.9	6.9%
	02/15/11	51.0%	5.1%	>>>	56.3%	5.4%	OVR	122	168	21	OVR	0.3	>>>	>>>	9.6	0.0	N/A
VMP-12-25	11/13/09	47.0%	6.5%		36.0%	6.4%		332	142	2	92	2.9			2.33		6.9%
	09/03/10	52.6%	11.6%		34.9%	10.6%	OVR	441	379	7	OVR	0.0	>>>	>>>	15.3	0.5	10.8%
	12/03/10	54.4%	8.8%		53.1%	9.1%	61100	64.7	134	2	OVR	0.6	>>>	>>>	13.9	0.6	9.5%
	02/15/11	54.6%	3.9%	>>>	72.1%	4.8%	OVR	242	248	9	OVR	0.0	>>>	>>>	13.6	0.0	N/A
VMP-12-39	11/13/09	56.0%	6.5%		44.0%	7.8%		1805	93	1	7	4.3			0.27		7.2%
	09/03/10	NS	NS		NS	NS	NS	NS	NS	NS	NS	NS	NS	NS	NS	NS	NS
	12/03/10	NS	NS		NS	NS	NS	NS	NS	NS	NS	NS	NS	NS	NS	NS	NS
	02/15/11	NS	NS	NS	NS	NS	NS	NS	NS	NS	NS	NS	NS	NS	NS	NS	NS
VMP-13-5	11/16/09	39.0%	0.0%		22.0%	0.0%		957	4	0	26	1.6			OVR		N/A
	09/13/10	56.7%	0.0%		46.7%	0.0%	35.3	0.0	0	0	0	0.0	0.0	0	6.8	9.0	N/A
	12/01/10	43.4%	0.14%		51.5%	0.0%	0.61	1.8	5	0	0	11.6	0.1	2	6.4	12.6	N/A
	02/18/11	50.9%	0.0%	NS	50.9%	0.0%	0	1.0	0	0	0	14.8	0.0	0	3.3	15.8	N/A
VMP-13-10.5	11/17/09	40.0%	0.0%		29.0%	0.04%		12.0	2	0	0	20.9			0.103		N/A
	09/13/10	53.2%	0.0%		30.3%	0.0%	1460	1.0	2	2	5	0.0	0.2	1	8.6	0.7	N/A
	12/01/10	41.2%	0.0%		42.7%	0.0%	0.62	2.2	2	0	0	5.1	0.0	1	10.4	5.0	N/A
	02/18/11	50.4%	0.0%	NS	47.9%	0.0%	2550	192	0	0	16	1.7	0.1	16	6.8	10.6	N/A
VMP-13-21.5	11/17/09	43.0%	0.0%		0.0%	32.0%		OVR	27	0	38	4.2			OVR		N/A
	09/13/10	56.7%	0.0525%		27.9%	0.0%	35600	1869	7	0	30	0.0	2.4	49	12.2	0.0	N/A
	12/01/10	43.5%	0.1935%		46.7%	0.31%	1928	255	2	0	26	0.6	2.1	43	13.4	0.6	N/A
	02/18/11	55.4%	0.0%	NS	53.1%	0.0%	3050	372	0	0	21	1.4	1.8	37	12.7	0.6	N/A
VMP-13-29.5	11/17/09	40.0%	0.0%		32.0%	0.0%		OVR	8	0	47	4.8			OVR		N/A
	09/13/10	NS	NS		NS	NS	NS	NS	0	NS	NS	NS	NS	NS	NS	NS	NS
	12/01/10	NS	NS		NS	NS	NS	NS	NS	NS	NS	NS	NS	NS	NS	NS	NS
	02/18/11	52.1%	0.0%	NS	49.2%	0.0%	8300	OVR	64	2	8	1.0	1.5	25	3.5	16.3	N/A

TABLE B-1
SOIL VAPOR SAMPLING - TEDLAR SAMPLING DATA

Reading Location		Shroud	Tedlar Bag 1		Shroud		Tedlar Bag 2										Tedlar Bag 3
Instrument		Dielectric		Landtec	Dilectric		FID	PID	Multi-gas				Landtec				Dielectric
Port ID	Date	Helium in Shroud Before	Helium Before	CH4 (%)	Helium in Shroud After	Helium After	FID (ppm)	PID (ppm)	CO (ppm)	H2S (ppm)	LEL (%)	O2 (%)	CH4 (%)	LEL (%)	CO2 (%)	O2 (%)	Direct Port Reading After
VMP-14-5	11/16/09	54.0%	0.0%		42.0%	--		NS	NS	NS	NS	NS			NS		N/A
	09/10/10	53.6%	3.8%		51.4%	4.0%	2.32×10^6	1.6	0	0	OVR	0.0	17.9	>>>	20.1	0.0	3.2%
	12/01/10	42.6%	0.4825%		33.5%	0.68%	3.03	1.6	2	0	0	12.7	0.1	2	2.7	13.5	N/A
	02/17/11	54.1%	0.0%	0.0%	68.1%	0.0%	154.5	1.0	3	0	3	2.9	0.2	3	2.4	2.6	N/A
VMP-14-11.5	11/16/09	55.0%	2.5%		22.0%	2.3%		43.9	25	4	17	6.1			OVR		1.65%
	09/10/10	52.3%	7.0%		47.2%	7.3%	7.41×10^6	10.4	42	75	OVR	0.0	>>>	>>>	16.5	0.0	6.8%
	12/02/10	53.5%	0.0%		50.7%	1.9625%	7494	1.1	251	10	5	0.6	18.3	>>>	4.6	0.5	N/A
	02/17/11	55.0%	0.0%	0.0%	80.0%	0.0%	86.2	95.8	4	0	4	3.6	0.5	10	3.8	3.7	N/A
VMP-14-20	11/16/09	32.0%	2.4%		27.0%	1.9%		104	100	0	0	4.2			OVR		1.96%
	09/10/10	63.8%	7.8%		50.5%	7.7%	OVR	56.8	186	0	OVR	0.0	>>>	>>>	17.2	0.0	6.6%
	12/02/10	54.5%	6.2%		45.6%	6.6%	25400	264	148	0	OVR	0.5	>>>	>>>	19.2	0.5	6.1%
	02/18/11	53.0%	2.8%	>>>	53.1%	2.6%	58370	1282	305	4	OVR	1.6	>>>	>>>	16.8	0.4	N/A
VMP-14-29	11/16/09	36.0%	1.6%		29.0%	1.7%		286	37	0	OVR	3.7			OVR		N/A
	09/10/10	NS	NS		NS	NS	NS	NS	NS	NS	NS	NS	NS	NS	NS	NS	NS
	12/01/10	NS	NS		NS	NS	NS	NS	NS	NS	NS	NS	NS	NS	NS	NS	NS
	02/18/11	54.0%	6.8%	86.0%	66.4%	2.5%	85560	1502	624	8	OVR	0.4	>>>	>>>	16.5	0.3	N/A
VMP-15-5	11/18/09	46.0%	0.0%		32.0%	0.0%		5.6	0	0	3	7.5			OVR		N/A
	09/14/10	64.4%	0.0%		49.9%	0.0%	0	0.0	0	0	5	0.0	0.0	0	17.0	0.3	N/A
	11/30/10	47.9%	0.26%		41.5%	0.53%	1058	29.6	1	0	22	1.5	1.9	38	15.2	1.4	N/A
	02/16/11	55.1%	0.0%	0.3%	63.7%	0.0%	213.7	50.2	2	0	4	3.6	0.5	9	11.0	3.9	N/A
VMP-15-21.5	11/18/09	66.0%	4.0%		60.0%	4.2%		47.0	5	6	OVR	3.6			OVR		4.7%
	09/14/10	50.1%	3.9%		28.1%	3.6%	1.96×10^6	9.5	5	92	OVR	0.0	30.8	>>>	19.1	0.0	3.4%
	11/30/10	42.2%	2.2%		47.5%	2.8%	10700	26.1	0	8	OVR	0.5	17.8	>>>	19.2	0.5	N/A
	02/16/11	52.5%	0.7%	13.0%	47.9%	0.6%	14310	89.0	3	66	72	2.1	15.3	>>>	18.7	0.5	N/A
VMP-15-25.5	11/18/09	60.0%	5.1%		51.0%	4.8%		49.9	6	1	OVR	5.6			OVR		5.7%
	09/14/10	50.3%	6.3%		30.9%	8.1%	11780	29.9	1	0	15	0.0	1.6	32	7.7	11.1	4.1%
	12/02/10	62.4%	0.6025%		62.2%	9.2%	20.03	1.9	1	0	0	14.3	0.1	2	4.1	14.8	10.7%
	02/16/11	52.7%	4.1%	3.5%	55.7%	4.8%	1850	89.6	2	27	41	7.0	1.9	40	8.6	6.2	N/A
VMP-15-29	11/19/09	56.0%	4.2%		45.0%	5.2%		116	26	32	100	1.0			OVR		5.9%
	09/14/10	56.1%	10.1%		NS	NS	NS	NS	NS	NS	NS	NS	NS	NS	NS	NS	NS
	12/02/10	NS	NS		NS	NS	NS	NS	NS	NS	NS	NS	NS	NS	NS	NS	NS
	02/16/11	NS	NS	NS	NS	NS	NS	NS	NS	NS	NS	NS	NS	NS	NS	NS	NS
VMP-16-5	11/19/09	52.0%	33.0%		34.0%	23.0%		5.6	1	0	0	15.2			0.135		5.0%
	09/02/10	61.2%	15.1%		23.1%	12.1%	OVR	6.2	167	9	OVR	0.0	>>>	>>>	19.4	0.6	14.0%
	11/29/10	50.0%	15.0%		47.8%	12.7%	86300	29.4	13	0	OVR	0.6	>>>	>>>	18.1	1.5	12.6%
	02/15/11	52.6%	5.4%	>>>	75.3%	5.5%	OVR	119	31	2	OVR	2.1	>>>	>>>	14.3	0.0	N/A

TABLE B-1
SOIL VAPOR SAMPLING - TEDLAR SAMPLING DATA

Reading Location		Shroud	Tedlar Bag 1		Shroud		Tedlar Bag 2										Tedlar Bag 3
Instrument		Dielectric		Landtec	Dilectric		FID	PID	Multi-gas				Landtec				Dielectric
Port ID	Date	Helium in Shroud Before	Helium Before	CH4 (%)	Helium in Shroud After	Helium After	FID (ppm)	PID (ppm)	CO (ppm)	H2S (ppm)	LEL (%)	O2 (%)	CH4 (%)	LEL (%)	CO2 (%)	O2 (%)	Direct Port Reading After
VMP-16-13.5	11/19/09	52.0%	17.0%		56.0%	16.0%		74.0	0	0	48	14.6			1.39		16.0%
	09/02/10	51.2%	13.6%		31.2%	13.6%	OVR	32.6	170	10	OVR	0.0	>>>	>>>	19.4	0.1	16.2%
	11/29/10	52.5%	14.6%		42.1%	16.0%	128300	32.8	15	4	OVR	0.7	>>>	>>>	18.6	0.8	16.4%
	02/16/11	36.1%	6.1%	>>>	73.4%	5.7%	2530000	92.3	66	4	OVR	0.3	>>>	>>>	14.3	0.2	N/A
VMP-16-19	11/19/09	55.0%	18.0%		53.0%	9.0%		36.0	17	0	100	11.6			1.33		13.0%
	09/02/10	51.9%	11.4%		20.7%	16.8%	OVR	0.0	162	12	Off	0.0	>>>	>>>	18.5	0.0	15.6%
	11/29/10	56.3%	14.3%		49.3%	14.6%	126100	36.1	12	2	OVR	0.9	>>>	>>>	18.5	0.8	15.0%
	02/16/11	54.6%	5.1%	>>>	60.0%	4.8%	2640000	87.5	93	5	OVR	0.3	>>>	>>>	14.6	0.2	N/A
VMP-16-31	11/19/09	57.0%	10.0%		41.0%	6.0%		38.0	18	0	100	14.5			OVR		9.5%
	09/03/10	50.2%	15.1%		41.2%	14.8%	131	1.3	2	0	36	2.4	0.0	0	0.3	15.5	14.6%
	11/29/10	51.5%	14.4%		35.2%	14.4%	83500	37.1	12	3	OVR	0.6	>>>	>>>	18.9	0.7	13.9%
	02/16/11	NS	NS	NS	NS	NS	NS	NS	NS	NS	NS	NS	NS	NS	NS	NS	NS
VMP-17-5	06/21/10	48.8%	0.0%		36.1%	0.0%		0.0	4	0	0	11.9			OVR		N/A
	09/01/10	64.5%	0.0%		55.2%	0.0%	-16.4	0.0	2	0	0	0.0	0.6	12	8.1	11.0	N/A
	11/22/10	60.0%	0.0%		47.1%	0.0%	9.13	1.8	5	0	0	15.1	0.0	0	5.6	15.2	N/A
	02/07/11	51.7%	0.0%	0.0%	49.6%	0.0%	295.4	0.3	2	0	0	18.2	0.0	0	3.0	18.1	N/A
VMP-18-8.5	06/18/10	47.8%	0.0%		34.8%	0.0%		0.3	4	0	6	12.6			OVR		N/A
	09/07/10	63.7%	0.0%		63.7%	0.1%	-8.1	0.0	0	0	0	0.0	0.0	0	11.2	12.4	N/A
	11/19/10	55.2%	0.0%		67.2%	0.1%	4.33	3.1	4	0	9	10.4	0.3	6	9.9	10.6	N/A
	02/09/11	61.3%	0.0%	NS	42.9%	0.0%	195.7	0.9	0	0	0	14.6	0.1	2	7.1	15.4	N/A
VMP-19-5	06/18/10	46.8%	0.0%		11.8%	0.0%		0.3	10	0	0	12.6			OVR		N/A
	09/01/10	52.0%	0.0%		58.6%	1.1%	22.8	1.1	2	0	0	0.0	0.7	12	10.7	8.5	N/A
	11/15/10	57.4%	0.0%		63.4%	0.03%	-0.12	0.0	0	0	8	11.0	0.0	0	8.6	4.4	N/A
	02/09/11	57.5%	0.3%	NS	42.5%	0.4%	553.8	1.3	0	0	3	15.5	0.1	1	6.9	16.4	N/A
VMP-20-5	03/14/11	53.4%	0.0%	NS	60.9%	0.0%	0	2.1	10	0	0	7.0	0.0	0	10.3	7.6	N/A
VMP-20-10	03/14/11	52.1%	0.0%	NS	36.4%	0.0%	0	0.7	0	0	0	8.0	0.0	0	9.4	7.0	N/A
VMP-20-25	03/14/11	52.0%	0.0%	NS	38.5%	0.0%	0	1.4	0	0	0	2.2	0.0	0	10.0	2.2	N/A
VMP-20-39.5	03/14/11	NS	NS	NS	NS	NS	NS	NS	NS	NS	NS	NS	NS	NS	NS	NS	NS
VMP-21-5	02/09/11	73.4%	0.0%	NS	53.8%	1.9%	11780	273	0	0	30	9.1	43.4	>>>	6.5	9.2	N/A
VMP-21-10	02/10/11	64.5%	0.0%	NS	59.5%	0.0%	8350	533	9	0	27	8.1	24.9	>>>	7.5	8.7	N/A
VMP-21-25	02/10/11	50.7%	0.0%	NS	54.5%	0.0%	48340	227	35	1	OVR	0.4	>>>	>>>	7.0	0.2	N/A
VMP-21-33	02/10/11	51.9%	0.0%	NS	51.2%	0.4%	63640	434	42	7	OVR	0.4	>>>	>>>	4.9	5.2	N/A
VMP-22-5	02/11/11	53.4%	0.0%	0.1%	52.4%	0.0%	105.1	26.4	2	0	0	7.3	0.0	0	9.0	6.5	N/A
VMP-22-10	02/11/11	52.1%	0.0%	0.1%	80.2%	0.0%	40.6	17.6	0	0	0	4.5	0.1	2	10.6	4.8	N/A
VMP-22-18	02/11/11	52.0%	0.0%	30.2%	44.3%	0.0%	17430	326	2	1	54	0.9	31.5	>>>	12.0	0.0	N/A
VMP-22-38	02/11/11	NS	NS	NS	NS	NS	NS	NS	NS	NS	NS	NS	NS	NS	NS	NS	NS
VMP-23-5	02/15/11	62.3%	0.0%	NS	80.3%	0.7%	7	0.5	0	0	0	18.4	18.6	11	0.3	19.9	N/A

TABLE B-1
SOIL VAPOR SAMPLING - TEDLAR SAMPLING DATA

Reading Location		Shroud	Tedlar Bag 1		Shroud		Tedlar Bag 2										Tedlar Bag 3
Instrument		Dielectric		Landtec	Dilectric		FID	PID	Multi-gas				Landtec				Dielectric
Port ID	Date	Helium in Shroud Before	Helium Before	CH4 (%)	Helium in Shroud After	Helium After	FID (ppm)	PID (ppm)	CO (ppm)	H2S (ppm)	LEL (%)	O2 (%)	CH4 (%)	LEL (%)	CO2 (%)	O2 (%)	Direct Port Reading After
VMP-23-10	02/15/11	52.0%	0.0%	NS	55.1%	0.0%	0	0.4	0	0	0	10.0	13.1	>>>	2.3	19.0	N/A
VMP-23-25	02/15/11	54.5%	0.0%	NS	51.9%	0.0%	0	1.2	0	0	0	2.1	0.0	1	14.9	0.6	N/A
VMP-23-40	02/15/11	NS	NS	NS	NS	NS	NS	NS	NS	NS	NS	NS	NS	NS	NS	NS	NS
VMP-24-10	02/17/11	51.0%	0.0%	NS	59.5%	0.0%	0	0.3	0	0	0	20.9	0.0	0	0.0	19.9	N/A
VMP-24-22	02/17/11	52.5%	0.0%	NS	50.5%	0.0%	0	0.9	4	0	0	11.9	0.0	2	10.3	10.6	N/A
VMP-24-34	02/17/11	52.2%	0.0%	NS	60.1%	0.0%	0	1.9	30	0	0	10.9	0.2	3	10.6	10.5	N/A
VMP-25-5	03/15/11	55.9%	0.0%	NS	53.4%	0.0%	159	88.2	0	0	0	2.0	0.0	0	5.0	1.8	N/A
VMP-25-9.5	03/15/11	NS	NS	NS	NS	NS	NS	NS	NS	NS	NS	NS	NS	NS	NS	NS	NS
VMP-25-21	03/15/11	59.6%	8.2%	>>>	38.3%	8.9%	OVR	268.3	182	39	OVR	0.2	>>>	>>>	15.3	0.6	8.6%
VMP-25-31	03/15/11	NS	NS	NS	NS	NS	NS	NS	NS	NS	NS	NS	NS	NS	NS	NS	NS

Notes:
1. November 2009 Sampling and the June 2010 Supplemental utilized a MuitiRAE IR for CO2 readings. Any CO2 over 5% resulted in a "OVR" reading. No direct CH4 or secondary LEL anr 02 readings were collected.
2. Flame ionization detection (FID) was not used during the November 2009 Sampling or the June 2010 Supplemental
3. OVR is used to indicate a reading over range for the FID or MultiRAE.
4. The Landtec landfill gas analyzer displays ">>>" for any results calculated higher than 99.9% for an individual reading.
5. N/A is used to indicate that a reading was not collected because it was unnecessary (i.e., a direct port for helium if the helium leak check was successful)
6. NS is used to indicate that a reading was not collected because the port could not be sampled.
7. FID readings were taken with a TVA-1000. Due to oxygen concentrations less than 16% a dilution tip was used when analyzing samples. The dilution tip introduced ambient air in a 10:1 ration with the sample, which required the sample readings to be multiplied by 10 to get the actual reading. The FID readings in this spreadsheet illustrate the actual FID values that were represented in each sample.

Roxana 1Q2011 Vapor Data Review

Laboratory SDG: 1102167A, B

Data Reviewer: Steve Gragert

Peer reviewer: Jeff Aust

Date Reviewed: 3/10/2011

Guidance: USEPA National Functional Guidelines for Superfund Organic Methods Data Review 2008

Work Plan: Dissolved Phase Groundwater Investigation and P-60 Free Phase Product Delineation (2009)

Sample Identification	Sample Identification
VMP-1-5-020411	VMP-1-8.5-020411
VMP-1-23.5-020411	VMP-2-5-020411
VMP-2-8.5-020411	VMP-2-22-020411
VMP-19-5-020411	VMP-18-8.5-020711
VMP-18-8.5-020711-Dup	VMP-17-5-020711
VMP-6-5-020711	VMP-6-10-020711
VMP-6-31.5-020711	VMP-7-5-020711
VMP-7-13.5-020711	VMP-7-29-020711
VMP-7-38-020711	VMP-9-5-020811
VMP-3-10-020811	VMP-3-22-020811

1.0 Data Package Completeness

Were all items delivered as specified in the QAPP and COC as appropriate?

Yes

2.0 Laboratory Case Narrative \ Cooler Receipt Form

Were problems noted in the laboratory case narrative or cooler receipt form?

Yes, the laboratory case narrative indicated that samples VMP-1-5-020411, VMP-1-8.5-020411, VMP-1-23.5-020411, VMP-2-5-020411, VMP-2-8.5-020411, VMP-2-22-020411, VMP-6-31.5-020711, VMP-7-29.5-020711, VMP-7-38-020711, VMP-9-5-020811 and VMP-3-22-020811 were diluted due to the presence of high levels of non-target analytes. Although not indicated in the laboratory case narrative, analytes were detected in the method blank. These issues are addressed further in the appropriate section below.

The cooler receipt form indicated there was a sample ID discrepancy between the COC and Summa canister sample ID tag for sample VMP-1-23.5-020411. The sample ID recorded on the canister was used to log in and report sample data.

3.0 Holding Times

Were samples extracted/analyzed within applicable limits?

Yes

4.0 Blank Contamination

Were any analytes detected in the Method Blanks, Field Blanks or Trip Blanks?

Yes

Blank ID	Parameter	Analyte	Concentration/Amount
11A2167A-21A	TO-15	Carbon disulfide	0.12 ppbv / 0.38 µg/m^3
11A2167A-21A	TO-15	1,2-Dibromoethane	0.092 ppbv / 0.70 µg/m^3
11A2167A-21A	TO-15	Chlorobenzene	0.069 ppbv / 0.32 µg/m^3
11A2167A-21A	TO-15	1,1,2,2-Tetrachloroethane	0.093 ppbv / 0.64 µg/m^3
11A2167A-21A	TO-15	Propylbenzene	0.056 ppbv / 0.28 µg/m^3
11A2167A-21A	TO-15	1,3-Dichlorobenzene	0.21 ppbv / 1.2 µg/m^3
11A2167A-21A	TO-15	1,4-Dichlorobenzene	0.20 ppbv / 1.2 µg/m^3
11A2167A-21A	TO-15	alpha-Chlorotoluene	0.14 ppbv / 0.75 µg/m^3
11A2167A-21A	TO-15	1,2-Dichlorobenzene	0.21 ppbv / 1.2 µg/m^3
11A2167A-21A	TO-15	1,2,4-Trichlorobenzene	0.84 ppbv / 6.2 µg/m^3
11A2167A-21A	TO-15	Hexachlorobutadiene	0.88 ppbv / 9.4 µg/m^3

Qualifications due to blank contamination are included in the table below. Analytical data that were reported non-detect or at concentrations greater than five times (5X) the associated blank concentration did not require qualification.

Sample ID	Parameter	Analyte	New Reporting Limit (RL)	Qualification
VMP-19-5-020411	TO-15	Carbon disulfide	-	**U**
VMP-19-5-020411	TO-15	1,2-Dibromoethane	-	**U**
VMP-19-5-020411	TO-15	1,3-Dichlorobenzene	-	**U**
VMP-19-5-020411	TO-15	1,4-Dichlorobenzene	-	**U**
VMP-19-5-020411	TO-15	alpha-Chlorotoluene	-	**U**
VMP-19-5-020411	TO-15	1,2-Dichlorobenzene	-	**U**
VMP-19-5-020411	TO-15	1,2,4-Trichlorobenzene	-	**U**
VMP-19-5-020411	TO-15	Hexachlorobutadiene	-	**U**
VMP-18-8.5-020711	TO-15	Carbon disulfide	-	**U**
VMP-18-8.5-020711	TO-15	1,3-Dichlorobenzene	-	**U**
VMP-18-8.5-020711	TO-15	1,4-Dichlorobenzene	-	**U**
VMP-18-8.5-020711	TO-15	1,2-Dichlorobenzene	-	**U**
VMP-18-8.5-020711	TO-15	1,2,4-Trichlorobenzene	-	**U**
VMP-18-8.5-020711-Dup	TO-15	1,3-Dichlorobenzene	-	**U**
VMP-18-8.5-020711-Dup	TO-15	1,4-Dichlorobenzene	-	**U**
VMP-18-8.5-020711-Dup	TO-15	1,2-Dichlorobenzene	-	**U**
VMP-18-8.5-020711-Dup	TO-15	1,2,4-Trichlorobenzene	-	**U**

Sample ID	Parameter	Analyte	New Reporting Limit (RL)	Qualification
VMP-17-5-020711	TO-15	Propylbenzene	-	**U**
VMP-17-5-020711	TO-15	1,3-Dichlorobenzene	-	**U**
VMP-17-5-020711	TO-15	1,4-Dichlorobenzene	-	**U**
VMP-17-5-020711	TO-15	1,2-Dichlorobenzene	-	**U**
VMP-17-5-020711	TO-15	1,2,4-Trichlorobenzene	-	**U**
VMP-6-5-020711	TO-15	1,3-Dichlorobenzene	-	**U**
VMP-6-5-020711	TO-15	1,4-Dichlorobenzene	-	**U**
VMP-6-5-020711	TO-15	1,2-Dichlorobenzene	-	**U**
VMP-6-5-020711	TO-15	1,2,4-Trichlorobenzene	-	**U**
VMP-6-10-020711	TO-15	Propylbenzene	-	**U**
VMP-6-10-020711	TO-15	1,3-Dichlorobenzene	-	**U**
VMP-6-10-020711	TO-15	1,4-Dichlorobenzene	-	**U**
VMP-6-10-020711	TO-15	1,2-Dichlorobenzene	-	**U**
VMP-6-10-020711	TO-15	1,2,4-Trichlorobenzene	-	**U**
VMP-7-5-020711	TO-15	1,4-Dichlorobenzene	-	**U**
VMP-7-5-020711	TO-15	1,2-Dichlorobenzene	-	**U**
VMP-7-5-020711	TO-15	1,2,4-Trichlorobenzene	-	**U**
VMP-7-13.5-020711	TO-15	1,2-Dibromoethane	-	**U**
VMP-7-13.5-020711	TO-15	1,4-Dichlorobenzene	-	**U**
VMP-7-13.5-020711	TO-15	1,2-Dichlorobenzene	-	**U**
VMP-7-13.5-020711	TO-15	1,2,4-Trichlorobenzene	-	**U**
VMP-9-5-020811	TO-15	1,4-Dichlorobenzene	-	**U**
VMP-9-5-020811	TO-15	1,2-Dichlorobenzene	-	**U**
VMP-9-5-020811	TO-15	1,2,4-Trichlorobenzene	-	**U**

5.0 Laboratory Control Sample

Were LCS recoveries within evaluation criteria?

Yes

6.0 Surrogate Recoveries

Were surrogate recoveries within evaluation criteria?

Yes

7.0 Matrix Spike and Matrix Spike Duplicate Recoveries

Were MS/MSD samples collected as part of this SDG?

MS/MSD samples are not applicable for vapor samples, due to inability to spike the samples.

8.0 Laboratory Duplicate Results

Were laboratory duplicate samples collected as part of this SDG?

No

9.0 Field Duplicate Results

Were field duplicate samples collected as part of this SDG?

Yes

Field ID	Field Duplicate ID
VMP-18-8.5-020711	VMP-18-8.5-020711-Dup

Were field duplicates within evaluation criteria?

No

Field ID	Field Duplicate ID	Parameter	Analyte	RPD	Qual
VMP-18-8.5-020711	VMP-18-8.5-020711-Dup	TO-15	Acetone	175	**J/J**
VMP-18-8.5-020711	VMP-18-8.5-020711-Dup	TO-15	2-Propanol	151	**J/J**
VMP-18-8.5-020711	VMP-18-8.5-020711-Dup	TO-15	Hexane	74	**J/J**
VMP-18-8.5-020711	VMP-18-8.5-020711-Dup	TO-15	Cyclohexane	>2x	**J/J**
VMP-18-8.5-020711	VMP-18-8.5-020711-Dup	TO-15	2,2,4-Trimethylpentane	105	**J/J**
VMP-18-8.5-020711	VMP-18-8.5-020711-Dup	TO-15	Heptane	>2x	**J/J**
VMP-18-8.5-020711	VMP-18-8.5-020711-Dup	TO-15	Toluene	>2x	**J/J**
VMP-18-8.5-020711	VMP-18-8.5-020711-Dup	TO-15	m,p-Xylene	>2x	**J/J**

10.0 Sample Dilutions

For samples that were diluted and nondetect, were undiluted results also reported?

Not applicable; analytes were detected in samples that were diluted.

11.0 Additional Qualifications

Were additional qualifications applied?

No

Air Toxics LTD.
Laboratory Services Since 1989

2/16/2011
Mr. Jeff Adams
URS Corporation
1001 Highlands Plaza Dr. West
Suite 300
St. Louis MO 63110

Project Name: Roxana Dissolved Phase
Project #: 21562593.00007
Workorder #: 1102167A

Dear Mr. Jeff Adams

The following report includes the data for the above referenced project for sample(s) received on 2/9/2011 at Air Toxics Ltd.

The data and associated QC analyzed by Modified TO-15 are compliant with the project requirements or laboratory criteria with the exception of the deviations noted in the attached case narrative.

Thank you for choosing Air Toxics Ltd. for your air analysis needs. Air Toxics Ltd. is committed to providing accurate data of the highest quality. Please feel free to contact the Project Manager: Jacquelyn Luta at 916-985-1000 if you have any questions regarding the data in this report.

Regards,

Jacquelyn Luta
Project Manager

Reviewed
on
3/10/2011

Air Toxics LTD.
Laboratory Services Since 1989

WORK ORDER #: 1102167A

Work Order Summary

CLIENT:	Mr. Jeff Adams URS Corporation 1001 Highlands Plaza Dr. West Suite 300 St. Louis, MO 63110	**BILL TO:**	Accounts Payable Austin URS Corporation P.O. BOX 203970 Austin, TX 78720-1088
PHONE:	314-429-0100	**P.O. #**	21562593.00007
FAX:		**PROJECT #**	21562593.00007 Roxana Dissolved Phase
DATE RECEIVED:	02/09/2011	**CONTACT:**	Jacquelyn Luta
DATE COMPLETED:	02/16/2011		

FRACTION #	NAME	TEST	RECEIPT VAC./PRES.	FINAL PRESSURE
01A	VMP-1-5-020411	Modified TO-15	0.0 "Hg	15 psi
02A	VMP-1-8.5-020411	Modified TO-15	4.5 "Hg	15 psi
03A	VMP-1-23.5-020411	Modified TO-15	4.0 "Hg	15 psi
04A	VMP-2-5-020411	Modified TO-15	8.0 "Hg	15 psi
05A	VMP-2-8.5-020411	Modified TO-15	6.5 "Hg	15 psi
06A	VMP-2-22-020411	Modified TO-15	4.5 "Hg	15 psi
07A	VMP-19-5-020411	Modified TO-15	5.0 "Hg	15 psi
08A	VMP-18-8.5-020711	Modified TO-15	4.5 "Hg	15 psi
09A	VMP-18-8.5-020711-DUP	Modified TO-15	3.5 "Hg	15 psi
10A	VMP-17-5-020711	Modified TO-15	6.0 "Hg	15 psi
11A	VMP-6-5-020711	Modified TO-15	4.5 "Hg	15 psi
12A	VMP-6-10-020711	Modified TO-15	6.0 "Hg	15 psi
13A	VMP-6-31.5-020711	Modified TO-15	5.0 "Hg	15 psi
14A	VMP-7-5-020711	Modified TO-15	6.5 "Hg	15 psi
15A	VMP-7-13.5-020711	Modified TO-15	5.5 "Hg	15 psi
16A	VMP-7-29.5-020711	Modified TO-15	6.5 "Hg	15 psi
17A	VMP-7-38-020711	Modified TO-15	2.0 "Hg	15 psi

Continued on next page

Air Toxics LTD.
Laboratory Services Since 1989

WORK ORDER #: 1102167A

Work Order Summary

CLIENT:	Mr. Jeff Adams URS Corporation 1001 Highlands Plaza Dr. West Suite 300 St. Louis, MO 63110	**BILL TO:**	Accounts Payable Austin URS Corporation P.O. BOX 203970 Austin, TX 78720-1088
PHONE:	314-429-0100	**P.O. #**	21562593.00007
FAX:		**PROJECT #**	21562593.00007 Roxana Dissolved Phase
DATE RECEIVED:	02/09/2011	**CONTACT:**	Jacquelyn Luta
DATE COMPLETED:	02/16/2011		

FRACTION #	NAME	TEST	RECEIPT VAC./PRES.	FINAL PRESSURE
18A	VMP-9-5-020811	Modified TO-15	2.5 "Hg	15 psi
19A	VMP-3-10-020811	Modified TO-15	4.0 "Hg	15 psi
20A	VMP-3-22-020811	Modified TO-15	3.5 "Hg	15 psi
21A	Lab Blank	Modified TO-15	NA	NA
21B	Lab Blank	Modified TO-15	NA	NA
22A	CCV	Modified TO-15	NA	NA
22B	CCV	Modified TO-15	NA	NA
23A	LCS	Modified TO-15	NA	NA
23AA	LCSD	Modified TO-15	NA	NA
23B	LCS	Modified TO-15	NA	NA
23BB	LCSD	Modified TO-15	NA	NA

CERTIFIED BY: Linda D. Truman DATE: 02/16/11

Laboratory Director

Certfication numbers: CA NELAP - 02110CA, LA NELAP/LELAP- AI 30763,
NY NELAP - 11291, UT NELAP - 9166389892, AZ Licensure AZ0719
Name of Accrediting Agency: NELAP/Florida Department of Health, Scope of Application: Clean Air Act,
Accreditation number: E87680, Effective date: 07/01/09, Expiration date: 06/30/11
Air Toxics Ltd. certifies that the test results contained in this report meet all requirements of the NELAC standards

This report shall not be reproduced, except in full, without the written approval of Air Toxics Ltd.

180 BLUE RAVINE ROAD, SUITE B FOLSOM, CA - 95630
(916) 985-1000 . (800) 985-5955 . FAX (916) 985-1020

LABORATORY NARRATIVE
EPA Method TO-15
URS Corporation
Workorder# 1102167A

Twenty 1 Liter Summa Canister samples were received on February 09, 2011. The laboratory performed analysis via modified EPA Method TO-15 using GC/MS in the full scan mode.

This workorder was independently validated prior to submittal using 'USEPA National Functional Guidelines' as generally applied to the analysis of volatile organic compounds in air. A rules-based, logic driven, independent validation engine was employed to assess completeness, evaluate pass/fail of relevant project quality control requirements and verification of all quantified amounts.

Receiving Notes

The Chain of Custody (COC) information for sample VMP-1-23.5-020411 did not match the information on the canister with regard to canister identification. The client was notified of the discrepancy and the information on the canister was used to process and report the sample.

Analytical Notes

Dilution was performed on samples VMP-1-5-020411, VMP-1-8.5-020411, VMP-1-23.5-020411, VMP-2-5-020411, VMP-2-8.5-020411, VMP-2-22-020411, VMP-6-31.5-020711, VMP-7-29.5-020711, VMP-7-38-020711, VMP-9-5-020811 and VMP-3-22-020811 due to the presence of high level non-target species.

Definition of Data Qualifying Flags

Eight qualifiers may have been used on the data analysis sheets and indicates as follows:

B - Compound present in laboratory blank greater than reporting limit (background subtraction not performed).
J - Estimated value.
E - Exceeds instrument calibration range.
S - Saturated peak.
Q - Exceeds quality control limits.
U - Compound analyzed for but not detected above the reporting limit.
UJ- Non-detected compound associated with low bias in the CCV and/or LCS.
N - The identification is based on presumptive evidence.

File extensions may have been used on the data analysis sheets and indicates as follows:
a-File was requantified
b-File was quantified by a second column and detector
r1-File was requantified for the purpose of reissue

Air Toxics LTD.
Laboratory Services Since 1989

Summary of Detected Compounds
MODIFIED EPA METHOD TO-15 GC/MS

Client Sample ID: VMP-1-5-020411

Lab ID#: 1102167A-01A

Compound	Rpt. Limit (ppbv)	Amount (ppbv)	Rpt. Limit (ug/m3)	Amount (ug/m3)
Acetone	400	180 J	960	420 J
2-Propanol	400	760	990	1900
Hexane	100	2600	360	9400
Cyclohexane	100	2400	350	8100
2,2,4-Trimethylpentane	100	57000	470	270000
Benzene	100	44 J	320	140 J

Client Sample ID: VMP-1-8.5-020411

Lab ID#: 1102167A-02A

Compound	Rpt. Limit (ppbv)	Amount (ppbv)	Rpt. Limit (ug/m3)	Amount (ug/m3)
Ethanol	790	1100	1500	2100
Acetone	790	130 J	1900	310 J
Hexane	200	3000	700	11000
Cyclohexane	200	2700	680	9200
2,2,4-Trimethylpentane	200	76000	930	350000
Benzene	200	81 J	630	260 J

Client Sample ID: VMP-1-23.5-020411

Lab ID#: 1102167A-03A

Compound	Rpt. Limit (ppbv)	Amount (ppbv)	Rpt. Limit (ug/m3)	Amount (ug/m3)
Acetone	4700	1300 J	11000	3000 J
Hexane	1200	84000	4100	300000
Cyclohexane	1200	43000	4000	150000
2,2,4-Trimethylpentane	1200	410000	5400	1900000

Client Sample ID: VMP-2-5-020411

Lab ID#: 1102167A-04A

Compound	Rpt. Limit (ppbv)	Amount (ppbv)	Rpt. Limit (ug/m3)	Amount (ug/m3)

Air Toxics LTD.
Laboratory Services Since 1989

Summary of Detected Compounds
MODIFIED EPA METHOD TO-15 GC/MS

Client Sample ID: VMP-2-5-020411

Lab ID#: 1102167A-04A

Compound	Rpt. Limit (ppbv)	Amount (ppbv)	Rpt. Limit (ug/m3)	Amount (ug/m3)
Acetone	690	190 J	1600	450 J
Hexane	170	770	610	2700
Cyclohexane	170	1400	590	4900
2,2,4-Trimethylpentane	170	120000	800	570000

Client Sample ID: VMP-2-8.5-020411

Lab ID#: 1102167A-05A

Compound	Rpt. Limit (ppbv)	Amount (ppbv)	Rpt. Limit (ug/m3)	Amount (ug/m3)
Acetone	1700	240 J	4100	560 J
Hexane	430	1700	1500	6100
Cyclohexane	430	2800	1500	9600
2,2,4-Trimethylpentane	430	180000	2000	830000

Client Sample ID: VMP-2-22-020411

Lab ID#: 1102167A-06A

Compound	Rpt. Limit (ppbv)	Amount (ppbv)	Rpt. Limit (ug/m3)	Amount (ug/m3)
Acetone	2400	590 J	5600	1400 J
Hexane	600	10000	2100	35000
Cyclohexane	600	8400	2000	29000
2,2,4-Trimethylpentane	600	300000	2800	1400000
Benzene	600	230 J	1900	750 J

Client Sample ID: VMP-19-5-020411

Lab ID#: 1102167A-07A

Compound	Rpt. Limit (ppbv)	Amount (ppbv)	Rpt. Limit (ug/m3)	Amount (ug/m3)
Freon 12	1.2	0.56 J	6.0	2.8 J
Freon 11	1.2	0.18 J	6.8	1.0 J
Ethanol	4.8	8.2	9.1	15

Air Toxics LTD.
Laboratory Services Since 1989

Summary of Detected Compounds
MODIFIED EPA METHOD TO-15 GC/MS FULL SCAN

Client Sample ID: VMP-19-5-020411

Lab ID#: 1102167A-07A

Acetone	4.8	3.8 J	11	9.1 J
2-Propanol	4.8	3.1 J	12	7.6 J
Carbon Disulfide	1.2	~~0.31 J~~ "U"	3.8	~~0.96 J~~ "U"
Hexane	1.2	2.6	4.3	9.3
Cyclohexane	1.2	1.9	4.2	6.5
2,2,4-Trimethylpentane	1.2	9.9	5.6	46
Benzene	1.2	4.7	3.9	15
1,2-Dichloroethane	1.2	0.22 J	4.9	0.90 J
Trichloroethene	1.2	0.60 J	6.5	3.2 J
Toluene	1.2	0.48 J	4.6	1.8 J
1,2-Dibromoethane (EDB)	1.2	~~0.22 J~~ "U"	9.3	~~1.7 J~~ "U"
Ethyl Benzene	1.2	0.17 J	5.2	0.74 J
m,p-Xylene	1.2	0.10 J	5.2	0.44 J
1,3-Dichlorobenzene	1.2	~~0.35 J~~ "U"	7.3	~~2.1 J~~ "U"
1,4-Dichlorobenzene	1.2	~~0.45 J~~ "U"	7.3	~~2.7 J~~ "U"
alpha-Chlorotoluene	1.2	0.20 J	6.3	1.0 J
1,2-Dichlorobenzene	1.2	~~0.36 J~~ "U"	7.3	~~2.2 J~~ "U"
1,2,4-Trichlorobenzene	4.8	~~1.1 J~~ "U"	36	~~8.1 J~~ "U"
Hexachlorobutadiene	4.8	~~0.57 J~~ "U"	52	~~6.1 J~~ "U"

Client Sample ID: VMP-18-8.5-020711

Lab ID#: 1102167A-08A

Compound	Rpt. Limit (ppbv)	Amount (ppbv)	Rpt. Limit (ug/m3)	Amount (ug/m3)
Freon 12	1.2	0.44 J	5.9	2.2 J
Freon 11	1.2	0.20 J	6.7	1.1 J
Ethanol	4.8	11	9.0	22
Acetone	4.8	75 "J"	11	180 "J"
2-Propanol	4.8	37 "J"	12	91 "J"
Carbon Disulfide	1.2	~~0.21 J~~ "U"	3.7	~~0.66 J~~ "U"
Hexane	1.2	16 "J"	4.2	56 "J"
2-Butanone (Methyl Ethyl Ketone)	1.2	1.6	3.5	4.9
Cyclohexane	1.2	6.3 "J"	4.1	22 "J"

Air Toxics LTD.
Laboratory Services Since 1989

Summary of Detected Compounds
MODIFIED EPA METHOD TO-15 GC/MS FULL SCAN

Client Sample ID: VMP-18-8.5-020711

Lab ID#: 1102167A-08A

2,2,4-Trimethylpentane	1.2	22 "J"	5.6	100 "J"
Benzene	1.2	0.74 J	3.8	2.4 J
Heptane	1.2	11 "J"	4.9	45 "J"
Trichloroethene	1.2	0.49 J	6.4	2.6 J
1,4-Dioxane	4.8	0.63 J	17	2.3 J
Toluene	1.2	3.4 "J"	4.5	13 "J"
Ethyl Benzene	1.2	2.9	5.2	13
m,p-Xylene	1.2	5.4 "J"	5.2	23 "J"
o-Xylene	1.2	1.9	5.2	8.3
Cumene	1.2	0.29 J	5.8	1.4 J
Propylbenzene	1.2	0.58 J	5.8	2.9 J
4-Ethyltoluene	1.2	1.1 J	5.8	5.5 J
1,3,5-Trimethylbenzene	1.2	0.39 J	5.8	1.9 J
1,2,4-Trimethylbenzene	1.2	0.86 J	5.8	4.2 J
1,3-Dichlorobenzene	1.2	~~0.26 J~~ "U"	7.2	~~1.6 J~~ "U"
1,4-Dichlorobenzene	1.2	~~0.29 J~~ "U"	7.2	~~1.8 J~~ "U"
1,2-Dichlorobenzene	1.2	~~0.19 J~~ "U"	7.2	~~1.2 J~~ "U"
1,2,4-Trichlorobenzene	4.8	~~0.69 J~~ "U"	35	~~5.1 J~~ "U"

Client Sample ID: VMP-18-8.5-020711-DUP

Lab ID#: 1102167A-09A

Compound	Rpt. Limit (ppbv)	Amount (ppbv)	Rpt. Limit (ug/m3)	Amount (ug/m3)
Freon 12	1.1	0.44 J	5.7	2.2 J
Freon 11	1.1	0.20 J	6.4	1.1 J
Ethanol	4.6	5.4	8.6	10
Acetone	4.6	5.0 "J"	11	12 "J"
2-Propanol	4.6	5.1 "J"	11	12 "J"
Hexane	1.1	7.4 "J"	4.0	26 "J"
2-Butanone (Methyl Ethyl Ketone)	1.1	0.55 J	3.4	1.6 J
Cyclohexane	1.1	2.7 "J"	3.9	9.2 "J"
2,2,4-Trimethylpentane	1.1	6.8 "J"	5.3	32 "J"
Benzene	1.1	0.42 J	3.6	1.3 J

Air Toxics LTD.
Laboratory Services Since 1989

Summary of Detected Compounds
MODIFIED EPA METHOD TO-15 GC/MS FULL SCAN

Client Sample ID: VMP-18-8.5-020711-DUP

Lab ID#: 1102167A-09A

Heptane	1.1	3.7 "J"	4.7	15 "J"
Trichloroethene	1.1	0.35 J	6.2	1.9 J
Toluene	1.1	0.82 J "J"	4.3	3.1 J "J"
Ethyl Benzene	1.1	0.93 J	5.0	4.0 J
m,p-Xylene	1.1	1.2 "J"	5.0	5.3 "J"
o-Xylene	1.1	0.52 J	5.0	2.3 J
Propylbenzene	1.1	0.34 J	5.6	1.7 J
4-Ethyltoluene	1.1	0.34 J	5.6	1.6 J
1,2,4-Trimethylbenzene	1.1	0.47 J	5.6	2.3 J
1,3-Dichlorobenzene	1.1	~~0.26 J~~ "U"	6.9	~~1.6 J~~ "U"
1,4-Dichlorobenzene	1.1	~~0.26 J~~ "U"	6.9	~~1.5 J~~ "U"
1,2-Dichlorobenzene	1.1	~~0.17 J~~ "U"	6.9	~~1.0 J~~ "U"
1,2,4-Trichlorobenzene	4.6	~~0.47 J~~ "U"	34	~~3.5 J~~ "U"

Client Sample ID: VMP-17-5-020711

Lab ID#: 1102167A-10A

Compound	Rpt. Limit (ppbv)	Amount (ppbv)	Rpt. Limit (ug/m3)	Amount (ug/m3)
Freon 12	1.3	0.26 J	6.2	1.3 J
Freon 11	1.3	0.18 J	7.1	1.0 J
Acetone	5.0	4.9 J	12	12 J
2-Propanol	5.0	1.6 J	12	4.0 J
Methylene Chloride	1.3	0.29 J	4.4	1.0 J
Hexane	1.3	5.6	4.4	20
Cyclohexane	1.3	8.4	4.3	29
2,2,4-Trimethylpentane	1.3	18	5.9	83
Benzene	1.3	1.9	4.0	6.1
Heptane	1.3	3.9	5.2	16
Trichloroethene	1.3	0.52 J	6.8	2.8 J
1,4-Dioxane	5.0	0.95 J	18	3.4 J
Toluene	1.3	0.55 J	4.7	2.1 J
Propylbenzene	1.3	~~0.16 J~~ "U"	6.2	~~0.79 J~~ "U"
1,3-Dichlorobenzene	1.3	~~0.27 J~~ "U"	7.6	~~1.6 J~~ "U"

Air Toxics LTD.
Laboratory Services Since 1989

Summary of Detected Compounds
MODIFIED EPA METHOD TO-15 GC/MS FULL SCAN

Client Sample ID: VMP-17-5-020711

Lab ID#: 1102167A-10A

1,4-Dichlorobenzene	1.3	~~0.19 J~~ "U"	7.6	~~1.2 J~~ "U"
1,2-Dichlorobenzene	1.3	~~0.13 J~~ "U"	7.6	~~0.78 J~~ "U"
1,2,4-Trichlorobenzene	5.0	~~0.45 J~~ "U"	37	~~3.4 J~~ "U"

Client Sample ID: VMP-6-5-020711

Lab ID#: 1102167A-11A

Compound	Rpt. Limit (ppbv)	Amount (ppbv)	Rpt. Limit (ug/m3)	Amount (ug/m3)
Freon 12	1.2	0.51 J	5.9	2.5 J
Freon 11	1.2	0.23 J	6.7	1.3 J
Ethanol	4.8	2.7 J	9.0	5.1 J
Acetone	4.8	6.1	11	14
2-Propanol	4.8	11	12	27
Hexane	1.2	6.4	4.2	22
2-Butanone (Methyl Ethyl Ketone)	1.2	0.50 J	3.5	1.5 J
Cyclohexane	1.2	3.7	4.1	13
2,2,4-Trimethylpentane	1.2	200	5.6	960
Benzene	1.2	1.0 J	3.8	3.3 J
Heptane	1.2	7.3	4.9	30
Trichloroethene	1.2	0.41 J	6.4	2.2 J
Toluene	1.2	4.1	4.5	15
Ethyl Benzene	1.2	3.1	5.2	13
m,p-Xylene	1.2	5.7	5.2	25
o-Xylene	1.2	2.4	5.2	10
Cumene	1.2	0.48 J	5.8	2.4 J
Propylbenzene	1.2	0.69 J	5.8	3.4 J
4-Ethyltoluene	1.2	1.4	5.8	7.1
1,3,5-Trimethylbenzene	1.2	0.62 J	5.8	3.1 J
1,2,4-Trimethylbenzene	1.2	1.4	5.8	7.1
1,3-Dichlorobenzene	1.2	~~0.18 J~~ "U"	7.2	~~1.0 J~~ "U"
1,4-Dichlorobenzene	1.2	~~0.24 J~~ "U"	7.2	~~1.4 J~~ "U"
1,2-Dichlorobenzene	1.2	~~0.21 J~~ "U"	7.2	~~1.3 J~~ "U"
1,2,4-Trichlorobenzene	4.8	~~0.48 J~~ "U"	35	~~3.6 J~~ "U"

Air Toxics LTD.
Laboratory Services Since 1989

Summary of Detected Compounds
MODIFIED EPA METHOD TO-15 GC/MS FULL SCAN

Client Sample ID: VMP-6-10-020711

Lab ID#: 1102167A-12A

Compound	Rpt. Limit (ppbv)	Amount (ppbv)	Rpt. Limit (ug/m3)	Amount (ug/m3)
Freon 12	1.3	0.42 J	6.2	2.1 J
Acetone	5.0	1.6 J	12	3.8 J
2-Propanol	5.0	1.8 J	12	4.5 J
Hexane	1.3	1.1 J	4.4	3.8 J
Cyclohexane	1.3	0.84 J	4.3	2.9 J
2,2,4-Trimethylpentane	1.3	13	5.9	61
Benzene	1.3	2.6	4.0	8.4
Heptane	1.3	0.45 J	5.2	1.8 J
Trichloroethene	1.3	0.34 J	6.8	1.8 J
Toluene	1.3	0.78 J	4.7	2.9 J
Tetrachloroethene	1.3	0.19 J	8.5	1.3 J
Propylbenzene	1.3	~~0.27 J~~ U	6.2	~~1.3 J~~ U
1,3-Dichlorobenzene	1.3	~~0.27 J~~ U	7.6	~~1.6 J~~ U
1,4-Dichlorobenzene	1.3	~~0.23 J~~ U	7.6	~~1.4 J~~ U
1,2-Dichlorobenzene	1.3	~~0.21 J~~ U	7.6	~~1.2 J~~ U
1,2,4-Trichlorobenzene	5.0	~~0.48 J~~ U	37	~~3.6 J~~ U

Client Sample ID: VMP-6-31.5-020711

Lab ID#: 1102167A-13A

Compound	Rpt. Limit (ppbv)	Amount (ppbv)	Rpt. Limit (ug/m3)	Amount (ug/m3)
Acetone	9700	5400 J	23000	13000 J
2-Propanol	9700	1900 J	24000	4700 J
Hexane	2400	860000	8500	3000000
Cyclohexane	2400	350000	8300	1200000
2,2,4-Trimethylpentane	2400	680000	11000	3200000
Benzene	2400	9400	7700	30000
Heptane	2400	460000	9900	1900000
Toluene	2400	730 J	9100	2800 J
Ethyl Benzene	2400	42000	10000	180000
m,p-Xylene	2400	15000	10000	64000

Air Toxics LTD.
Laboratory Services Since 1989

Summary of Detected Compounds
MODIFIED EPA METHOD TO-15 GC/MS

Client Sample ID: VMP-6-31.5-020711

Lab ID#: 1102167A-13A

Cumene	2400	5300	12000	26000
Propylbenzene	2400	15000	12000	75000
4-Ethyltoluene	2400	4600	12000	23000
1,3,5-Trimethylbenzene	2400	850 J	12000	4200 J
1,2,4-Trimethylbenzene	2400	5500	12000	27000

Client Sample ID: VMP-7-5-020711

Lab ID#: 1102167A-14A

Compound	Rpt. Limit (ppbv)	Amount (ppbv)	Rpt. Limit (ug/m3)	Amount (ug/m3)
Freon 12	1.3	0.51 J	6.4	2.5 J
Freon 11	1.3	0.32 J	7.2	1.8 J
Ethanol	5.2	4.6 J	9.7	8.7 J
Acetone	5.2	11	12	27
2-Propanol	5.2	2.4 J	13	5.9 J
Methylene Chloride	1.3	0.37 J	4.5	1.3 J
Hexane	1.3	0.68 J	4.5	2.4 J
Cyclohexane	1.3	0.54 J	4.4	1.8 J
2,2,4-Trimethylpentane	1.3	18	6.0	84
Benzene	1.3	13	4.1	41
Heptane	1.3	1.0 J	5.3	4.1 J
Trichloroethene	1.3	0.73 J	6.9	3.9 J
Toluene	1.3	0.28 J	4.9	1.0 J
m,p-Xylene	1.3	0.19 J	5.6	0.82 J
1,4-Dichlorobenzene	1.3	~~0.22 J~~ U	7.8	~~1.3 J~~ U
1,2-Dichlorobenzene	1.3	~~0.13 J~~ U	7.8	~~0.76 J~~ U
1,2,4-Trichlorobenzene	5.2	~~0.28 J~~ U	38	~~2.1 J~~ U

Client Sample ID: VMP-7-13.5-020711

Lab ID#: 1102167A-15A

Compound	Rpt. Limit (ppbv)	Amount (ppbv)	Rpt. Limit (ug/m3)	Amount (ug/m3)
Freon 12	1.2	0.38 J	6.1	1.9 J

Air Toxics LTD.
Laboratory Services Since 1989

Summary of Detected Compounds
MODIFIED EPA METHOD TO-15 GC/MS FULL SCAN

Client Sample ID: VMP-7-13.5-020711

Lab ID#: 1102167A-15A

Acetone	4.9	4.5 J	12	11 J
2-Propanol	4.9	3.5 J	12	8.6 J
Hexane	1.2	0.37 J	4.4	1.3 J
Cyclohexane	1.2	0.38 J	4.2	1.3 J
2,2,4-Trimethylpentane	1.2	7.3	5.8	34
Benzene	1.2	8.5	3.9	27
Heptane	1.2	0.27 J	5.1	1.1 J
Trichloroethene	1.2	0.43 J	6.6	2.3 J
1,2-Dibromoethane (EDB)	1.2	~~0.14 J~~ U	9.5	~~1.1 J~~ U
1,4-Dichlorobenzene	1.2	~~0.21 J~~ U	7.4	~~1.3 J~~ U
1,2-Dichlorobenzene	1.2	~~0.16 J~~ U	7.4	~~0.95 J~~ U
1,2,4-Trichlorobenzene	4.9	~~0.29 J~~ U	37	~~2.2 J~~ U

Client Sample ID: VMP-7-29.5-020711

Lab ID#: 1102167A-16A

Compound	Rpt. Limit (ppbv)	Amount (ppbv)	Rpt. Limit (ug/m3)	Amount (ug/m3)
Hexane	640	90000	2300	320000
Cyclohexane	640	130000	2200	440000
2,2,4-Trimethylpentane	640	230000	3000	1100000
Benzene	640	19000	2100	60000
Heptane	640	85000	2600	350000
m,p-Xylene	640	420 J	2800	1800 J
Cumene	640	2100	3200	10000
Propylbenzene	640	2000	3200	9800
4-Ethyltoluene	640	160 J	3200	770 J

Client Sample ID: VMP-7-38-020711

Lab ID#: 1102167A-17A

Compound	Rpt. Limit (ppbv)	Amount (ppbv)	Rpt. Limit (ug/m3)	Amount (ug/m3)
Acetone	3500	780 J	8200	1800 J
Hexane	860	78000	3000	280000

Air Toxics LTD.
Laboratory Services Since 1989

Summary of Detected Compounds
MODIFIED EPA METHOD TO-15 GC/MS

Client Sample ID: VMP-7-38-020711

Lab ID#: 1102167A-17A

Cyclohexane	860	110000	3000	390000
2,2,4-Trimethylpentane	860	200000	4000	920000
Benzene	860	18000	2800	57000
Heptane	860	51000	3500	210000
m,p-Xylene	860	260 J	3800	1100 J
Cumene	860	1400	4200	6800
Propylbenzene	860	950	4200	4600

Client Sample ID: VMP-9-5-020811

Lab ID#: 1102167A-18A

Compound	Rpt. Limit (ppbv)	Amount (ppbv)	Rpt. Limit (ug/m3)	Amount (ug/m3)
Freon 12	1.1	0.56 J	5.4	2.8 J
Freon 11	1.1	0.20 J	6.2	1.1 J
Acetone	4.4	5.6	10	13
2-Propanol	4.4	0.87 J	11	2.1 J
Methylene Chloride	1.1	0.37 J	3.8	1.3 J
2-Butanone (Methyl Ethyl Ketone)	1.1	0.51 J	3.2	1.5 J
Cyclohexane	1.1	0.28 J	3.8	0.97 J
2,2,4-Trimethylpentane	1.1	0.43 J	5.1	2.0 J
Trichloroethene	1.1	0.25 J	5.9	1.4 J
Toluene	1.1	0.92 J	4.1	3.5 J
Tetrachloroethene	1.1	0.15 J	7.5	1.0 J
1,4-Dichlorobenzene	1.1	~~0.13 J~~ "U"	6.6	~~0.79 J~~ "U"
1,2-Dichlorobenzene	1.1	~~0.097 J~~ "U"	6.6	~~0.58 J~~ "U"
1,2,4-Trichlorobenzene	4.4	~~0.28 J~~ "U"	33	~~2.1 J~~ "U"

Client Sample ID: VMP-3-10-020811

Lab ID#: 1102167A-19A

Compound	Rpt. Limit (ppbv)	Amount (ppbv)	Rpt. Limit (ug/m3)	Amount (ug/m3)
Acetone	7800	2800 J	18000	6700 J
Hexane	1900	200000	6800	690000

Air Toxics LTD.
Laboratory Services Since 1989

Summary of Detected Compounds
MODIFIED EPA METHOD TO-15 GC/MS

Client Sample ID: VMP-3-10-020811

Lab ID#: 1102167A-19A

Cyclohexane	1900	270000	6700	930000
2,2,4-Trimethylpentane	1900	720000	9100	3300000
Benzene	1900	4000	6200	13000

Client Sample ID: VMP-3-22-020811

Lab ID#: 1102167A-20A

Compound	Rpt. Limit (ppbv)	Amount (ppbv)	Rpt. Limit (ug/m3)	Amount (ug/m3)
Acetone	9200	5700 J	22000	14000 J
Hexane	2300	400000	8100	1400000
Cyclohexane	2300	260000	7900	890000
2,2,4-Trimethylpentane	2300	620000	11000	2900000
Benzene	2300	8200	7300	26000
Toluene	2300	1100 J	8600	4300 J
Ethyl Benzene	2300	840 J	9900	3600 J
m,p-Xylene	2300	1700 J	9900	7600 J
Cumene	2300	2000 J	11000	9900 J
Propylbenzene	2300	4000	11000	20000

Air Toxics LTD.
Laboratory Services Since 1989

Client Sample ID: VMP-1-5-020411

Lab ID#: 1102167A-01A

MODIFIED EPA METHOD TO-15 GC/MS

File Name:	**b021208**	**Date of Collection:**	**2/4/11 10:20:00 AM**
Dil. Factor:	**20.2**	**Date of Analysis:**	**2/12/11 08:37 AM**

Compound	Rpt. Limit (ppbv)	Amount (ppbv)	Rpt. Limit (ug/m3)	Amount (ug/m3)
Freon 12	100	Not Detected	500	Not Detected
Freon 114	100	Not Detected	710	Not Detected
Chloromethane	400	Not Detected	830	Not Detected
Vinyl Chloride	100	Not Detected	260	Not Detected
1,3-Butadiene	100	Not Detected	220	Not Detected
Bromomethane	100	Not Detected	390	Not Detected
Chloroethane	100	Not Detected	270	Not Detected
Freon 11	100	Not Detected	570	Not Detected
Ethanol	400	Not Detected	760	Not Detected
Freon 113	100	Not Detected	770	Not Detected
1,1-Dichloroethene	100	Not Detected	400	Not Detected
Acetone	400	180 J	960	420 J
2-Propanol	400	760	990	1900
Carbon Disulfide	100	Not Detected	310	Not Detected
3-Chloropropene	400	Not Detected	1300	Not Detected
Methylene Chloride	100	Not Detected	350	Not Detected
Methyl tert-butyl ether	100	Not Detected	360	Not Detected
trans-1,2-Dichloroethene	100	Not Detected	400	Not Detected
Hexane	100	2600	360	9400
1,1-Dichloroethane	100	Not Detected	410	Not Detected
2-Butanone (Methyl Ethyl Ketone)	100	Not Detected	300	Not Detected
cis-1,2-Dichloroethene	100	Not Detected	400	Not Detected
Tetrahydrofuran	100	Not Detected	300	Not Detected
Chloroform	100	Not Detected	490	Not Detected
1,1,1-Trichloroethane	100	Not Detected	550	Not Detected
Cyclohexane	100	2400	350	8100
Carbon Tetrachloride	100	Not Detected	640	Not Detected
2,2,4-Trimethylpentane	100	57000	470	270000
Benzene	100	44 J	320	140 J
1,2-Dichloroethane	100	Not Detected	410	Not Detected
Heptane	100	Not Detected	410	Not Detected
Trichloroethene	100	Not Detected	540	Not Detected
1,2-Dichloropropane	100	Not Detected	470	Not Detected
1,4-Dioxane	400	Not Detected	1400	Not Detected
Bromodichloromethane	100	Not Detected	680	Not Detected
cis-1,3-Dichloropropene	100	Not Detected	460	Not Detected
4-Methyl-2-pentanone	100	Not Detected	410	Not Detected
Toluene	100	Not Detected	380	Not Detected
trans-1,3-Dichloropropene	100	Not Detected	460	Not Detected
1,1,2-Trichloroethane	100	Not Detected	550	Not Detected
Tetrachloroethene	100	Not Detected	680	Not Detected

Air Toxics LTD.
Laboratory Services Since 1989

Client Sample ID: VMP-1-5-020411

Lab ID#: 1102167A-01A

MODIFIED EPA METHOD TO-15 GC/MS

File Name:	**b021208**	**Date of Collection:**	**2/4/11 10:20:00 AM**
Dil. Factor:	**20.2**	**Date of Analysis:**	**2/12/11 08:37 AM**

Compound	Rpt. Limit (ppbv)	Amount (ppbv)	Rpt. Limit (ug/m3)	Amount (ug/m3)
2-Hexanone	400	Not Detected	1600	Not Detected
Dibromochloromethane	100	Not Detected	860	Not Detected
1,2-Dibromoethane (EDB)	100	Not Detected	780	Not Detected
Chlorobenzene	100	Not Detected	460	Not Detected
Ethyl Benzene	100	Not Detected	440	Not Detected
m,p-Xylene	100	Not Detected	440	Not Detected
o-Xylene	100	Not Detected	440	Not Detected
Styrene	100	Not Detected	430	Not Detected
Bromoform	100	Not Detected	1000	Not Detected
Cumene	100	Not Detected	500	Not Detected
1,1,2,2-Tetrachloroethane	100	Not Detected	690	Not Detected
Propylbenzene	100	Not Detected	500	Not Detected
4-Ethyltoluene	100	Not Detected	500	Not Detected
1,3,5-Trimethylbenzene	100	Not Detected	500	Not Detected
1,2,4-Trimethylbenzene	100	Not Detected	500	Not Detected
1,3-Dichlorobenzene	100	Not Detected	610	Not Detected
1,4-Dichlorobenzene	100	Not Detected	610	Not Detected
alpha-Chlorotoluene	100	Not Detected	520	Not Detected
1,2-Dichlorobenzene	100	Not Detected	610	Not Detected
1,2,4-Trichlorobenzene	400	Not Detected	3000	Not Detected
Hexachlorobutadiene	400	Not Detected	4300	Not Detected

J = Estimated value.

Container Type: 1 Liter Summa Canister

Surrogates	%Recovery	Method Limits
1,2-Dichloroethane-d4	105	70-130
Toluene-d8	102	70-130
4-Bromofluorobenzene	100	70-130

Air Toxics LTD.
Laboratory Services Since 1989

Client Sample ID: VMP-1-8.5-020411

Lab ID#: 1102167A-02A

MODIFIED EPA METHOD TO-15 GC/MS

File Name:	**b021209**	**Date of Collection:**	**2/4/11 11:58:00 AM**
Dil. Factor:	**39.7**	**Date of Analysis:**	**2/12/11 09:09 AM**

Compound	Rpt. Limit (ppbv)	Amount (ppbv)	Rpt. Limit (ug/m3)	Amount (ug/m3)
Freon 12	200	Not Detected	980	Not Detected
Freon 114	200	Not Detected	1400	Not Detected
Chloromethane	790	Not Detected	1600	Not Detected
Vinyl Chloride	200	Not Detected	510	Not Detected
1,3-Butadiene	200	Not Detected	440	Not Detected
Bromomethane	200	Not Detected	770	Not Detected
Chloroethane	200	Not Detected	520	Not Detected
Freon 11	200	Not Detected	1100	Not Detected
Ethanol	790	1100	1500	2100
Freon 113	200	Not Detected	1500	Not Detected
1,1-Dichloroethene	200	Not Detected	790	Not Detected
Acetone	790	130 J	1900	310 J
2-Propanol	790	Not Detected	2000	Not Detected
Carbon Disulfide	200	Not Detected	620	Not Detected
3-Chloropropene	790	Not Detected	2500	Not Detected
Methylene Chloride	200	Not Detected	690	Not Detected
Methyl tert-butyl ether	200	Not Detected	720	Not Detected
trans-1,2-Dichloroethene	200	Not Detected	790	Not Detected
Hexane	200	3000	700	11000
1,1-Dichloroethane	200	Not Detected	800	Not Detected
2-Butanone (Methyl Ethyl Ketone)	200	Not Detected	580	Not Detected
cis-1,2-Dichloroethene	200	Not Detected	790	Not Detected
Tetrahydrofuran	200	Not Detected	580	Not Detected
Chloroform	200	Not Detected	970	Not Detected
1,1,1-Trichloroethane	200	Not Detected	1100	Not Detected
Cyclohexane	200	2700	680	9200
Carbon Tetrachloride	200	Not Detected	1200	Not Detected
2,2,4-Trimethylpentane	200	76000	930	350000
Benzene	200	81 J	630	260 J
1,2-Dichloroethane	200	Not Detected	800	Not Detected
Heptane	200	Not Detected	810	Not Detected
Trichloroethene	200	Not Detected	1100	Not Detected
1,2-Dichloropropane	200	Not Detected	920	Not Detected
1,4-Dioxane	790	Not Detected	2900	Not Detected
Bromodichloromethane	200	Not Detected	1300	Not Detected
cis-1,3-Dichloropropene	200	Not Detected	900	Not Detected
4-Methyl-2-pentanone	200	Not Detected	810	Not Detected
Toluene	200	Not Detected	750	Not Detected
trans-1,3-Dichloropropene	200	Not Detected	900	Not Detected
1,1,2-Trichloroethane	200	Not Detected	1100	Not Detected
Tetrachloroethene	200	Not Detected	1300	Not Detected

Air Toxics LTD.
Laboratory Services Since 1989

Client Sample ID: VMP-1-8.5-020411

Lab ID#: 1102167A-02A

MODIFIED EPA METHOD TO-15 GC/MS

File Name:	**b021209**	**Date of Collection: 2/4/11 11:58:00 AM**	
Dil. Factor:	**39.7**	**Date of Analysis: 2/12/11 09:09 AM**	

Compound	Rpt. Limit (ppbv)	Amount (ppbv)	Rpt. Limit (ug/m3)	Amount (ug/m3)
2-Hexanone	790	Not Detected	3200	Not Detected
Dibromochloromethane	200	Not Detected	1700	Not Detected
1,2-Dibromoethane (EDB)	200	Not Detected	1500	Not Detected
Chlorobenzene	200	Not Detected	910	Not Detected
Ethyl Benzene	200	Not Detected	860	Not Detected
m,p-Xylene	200	Not Detected	860	Not Detected
o-Xylene	200	Not Detected	860	Not Detected
Styrene	200	Not Detected	840	Not Detected
Bromoform	200	Not Detected	2000	Not Detected
Cumene	200	Not Detected	980	Not Detected
1,1,2,2-Tetrachloroethane	200	Not Detected	1400	Not Detected
Propylbenzene	200	Not Detected	980	Not Detected
4-Ethyltoluene	200	Not Detected	980	Not Detected
1,3,5-Trimethylbenzene	200	Not Detected	980	Not Detected
1,2,4-Trimethylbenzene	200	Not Detected	980	Not Detected
1,3-Dichlorobenzene	200	Not Detected	1200	Not Detected
1,4-Dichlorobenzene	200	Not Detected	1200	Not Detected
alpha-Chlorotoluene	200	Not Detected	1000	Not Detected
1,2-Dichlorobenzene	200	Not Detected	1200	Not Detected
1,2,4-Trichlorobenzene	790	Not Detected	5900	Not Detected
Hexachlorobutadiene	790	Not Detected	8500	Not Detected

J = Estimated value.

Container Type: 1 Liter Summa Canister

Surrogates	%Recovery	Method Limits
1,2-Dichloroethane-d4	106	70-130
Toluene-d8	100	70-130
4-Bromofluorobenzene	101	70-130

Air Toxics LTD.
Laboratory Services Since 1989

Client Sample ID: VMP-1-23.5-020411

Lab ID#: 1102167A-03A

MODIFIED EPA METHOD TO-15 GC/MS

File Name:	**b021212**	**Date of Collection:**	**2/4/11 1:20:00 PM**
Dil. Factor:	**233**	**Date of Analysis:**	**2/12/11 10:38 AM**

Compound	Rpt. Limit (ppbv)	Amount (ppbv)	Rpt. Limit (ug/m3)	Amount (ug/m3)
Freon 12	1200	Not Detected	5800	Not Detected
Freon 114	1200	Not Detected	8100	Not Detected
Chloromethane	4700	Not Detected	9600	Not Detected
Vinyl Chloride	1200	Not Detected	3000	Not Detected
1,3-Butadiene	1200	Not Detected	2600	Not Detected
Bromomethane	1200	Not Detected	4500	Not Detected
Chloroethane	1200	Not Detected	3100	Not Detected
Freon 11	1200	Not Detected	6500	Not Detected
Ethanol	4700	Not Detected	8800	Not Detected
Freon 113	1200	Not Detected	8900	Not Detected
1,1-Dichloroethene	1200	Not Detected	4600	Not Detected
Acetone	4700	1300 J	11000	3000 J
2-Propanol	4700	Not Detected	11000	Not Detected
Carbon Disulfide	1200	Not Detected	3600	Not Detected
3-Chloropropene	4700	Not Detected	14000	Not Detected
Methylene Chloride	1200	Not Detected	4000	Not Detected
Methyl tert-butyl ether	1200	Not Detected	4200	Not Detected
trans-1,2-Dichloroethene	1200	Not Detected	4600	Not Detected
Hexane	1200	84000	4100	300000
1,1-Dichloroethane	1200	Not Detected	4700	Not Detected
2-Butanone (Methyl Ethyl Ketone)	1200	Not Detected	3400	Not Detected
cis-1,2-Dichloroethene	1200	Not Detected	4600	Not Detected
Tetrahydrofuran	1200	Not Detected	3400	Not Detected
Chloroform	1200	Not Detected	5700	Not Detected
1,1,1-Trichloroethane	1200	Not Detected	6400	Not Detected
Cyclohexane	1200	43000	4000	150000
Carbon Tetrachloride	1200	Not Detected	7300	Not Detected
2,2,4-Trimethylpentane	1200	410000	5400	1900000
Benzene	1200	Not Detected	3700	Not Detected
1,2-Dichloroethane	1200	Not Detected	4700	Not Detected
Heptane	1200	Not Detected	4800	Not Detected
Trichloroethene	1200	Not Detected	6300	Not Detected
1,2-Dichloropropane	1200	Not Detected	5400	Not Detected
1,4-Dioxane	4700	Not Detected	17000	Not Detected
Bromodichloromethane	1200	Not Detected	7800	Not Detected
cis-1,3-Dichloropropene	1200	Not Detected	5300	Not Detected
4-Methyl-2-pentanone	1200	Not Detected	4800	Not Detected
Toluene	1200	Not Detected	4400	Not Detected
trans-1,3-Dichloropropene	1200	Not Detected	5300	Not Detected
1,1,2-Trichloroethane	1200	Not Detected	6400	Not Detected
Tetrachloroethene	1200	Not Detected	7900	Not Detected

Air Toxics LTD.
Laboratory Services Since 1989

Client Sample ID: VMP-1-23.5-020411

Lab ID#: 1102167A-03A

MODIFIED EPA METHOD TO-15 GC/MS

File Name:	**b021212**	**Date of Collection: 2/4/11 1:20:00 PM**	
Dil. Factor:	**233**	**Date of Analysis: 2/12/11 10:38 AM**	

Compound	Rpt. Limit (ppbv)	Amount (ppbv)	Rpt. Limit (ug/m3)	Amount (ug/m3)
2-Hexanone	4700	Not Detected	19000	Not Detected
Dibromochloromethane	1200	Not Detected	9900	Not Detected
1,2-Dibromoethane (EDB)	1200	Not Detected	9000	Not Detected
Chlorobenzene	1200	Not Detected	5400	Not Detected
Ethyl Benzene	1200	Not Detected	5000	Not Detected
m,p-Xylene	1200	Not Detected	5000	Not Detected
o-Xylene	1200	Not Detected	5000	Not Detected
Styrene	1200	Not Detected	5000	Not Detected
Bromoform	1200	Not Detected	12000	Not Detected
Cumene	1200	Not Detected	5700	Not Detected
1,1,2,2-Tetrachloroethane	1200	Not Detected	8000	Not Detected
Propylbenzene	1200	Not Detected	5700	Not Detected
4-Ethyltoluene	1200	Not Detected	5700	Not Detected
1,3,5-Trimethylbenzene	1200	Not Detected	5700	Not Detected
1,2,4-Trimethylbenzene	1200	Not Detected	5700	Not Detected
1,3-Dichlorobenzene	1200	Not Detected	7000	Not Detected
1,4-Dichlorobenzene	1200	Not Detected	7000	Not Detected
alpha-Chlorotoluene	1200	Not Detected	6000	Not Detected
1,2-Dichlorobenzene	1200	Not Detected	7000	Not Detected
1,2,4-Trichlorobenzene	4700	Not Detected	34000	Not Detected
Hexachlorobutadiene	4700	Not Detected	50000	Not Detected

J = Estimated value.

Container Type: 1 Liter Summa Canister

Surrogates	%Recovery	Method Limits
1,2-Dichloroethane-d4	107	70-130
Toluene-d8	100	70-130
4-Bromofluorobenzene	101	70-130

Air Toxics LTD.
Laboratory Services Since 1989

Client Sample ID: VMP-2-5-020411

Lab ID#: 1102167A-04A

MODIFIED EPA METHOD TO-15 GC/MS

File Name:	**b021214**	**Date of Collection:**	**2/4/11 11:06:00 AM**
Dil. Factor:	**34.5**	**Date of Analysis:**	**2/12/11 11:28 AM**

Compound	Rpt. Limit (ppbv)	Amount (ppbv)	Rpt. Limit (ug/m3)	Amount (ug/m3)
Freon 12	170	Not Detected	850	Not Detected
Freon 114	170	Not Detected	1200	Not Detected
Chloromethane	690	Not Detected	1400	Not Detected
Vinyl Chloride	170	Not Detected	440	Not Detected
1,3-Butadiene	170	Not Detected	380	Not Detected
Bromomethane	170	Not Detected	670	Not Detected
Chloroethane	170	Not Detected	460	Not Detected
Freon 11	170	Not Detected	970	Not Detected
Ethanol	690	Not Detected	1300	Not Detected
Freon 113	170	Not Detected	1300	Not Detected
1,1-Dichloroethene	170	Not Detected	680	Not Detected
Acetone	690	190 J	1600	450 J
2-Propanol	690	Not Detected	1700	Not Detected
Carbon Disulfide	170	Not Detected	540	Not Detected
3-Chloropropene	690	Not Detected	2200	Not Detected
Methylene Chloride	170	Not Detected	600	Not Detected
Methyl tert-butyl ether	170	Not Detected	620	Not Detected
trans-1,2-Dichloroethene	170	Not Detected	680	Not Detected
Hexane	170	770	610	2700
1,1-Dichloroethane	170	Not Detected	700	Not Detected
2-Butanone (Methyl Ethyl Ketone)	170	Not Detected	510	Not Detected
cis-1,2-Dichloroethene	170	Not Detected	680	Not Detected
Tetrahydrofuran	170	Not Detected	510	Not Detected
Chloroform	170	Not Detected	840	Not Detected
1,1,1-Trichloroethane	170	Not Detected	940	Not Detected
Cyclohexane	170	1400	590	4900
Carbon Tetrachloride	170	Not Detected	1100	Not Detected
2,2,4-Trimethylpentane	170	120000	800	570000
Benzene	170	Not Detected	550	Not Detected
1,2-Dichloroethane	170	Not Detected	700	Not Detected
Heptane	170	Not Detected	710	Not Detected
Trichloroethene	170	Not Detected	930	Not Detected
1,2-Dichloropropane	170	Not Detected	800	Not Detected
1,4-Dioxane	690	Not Detected	2500	Not Detected
Bromodichloromethane	170	Not Detected	1200	Not Detected
cis-1,3-Dichloropropene	170	Not Detected	780	Not Detected
4-Methyl-2-pentanone	170	Not Detected	710	Not Detected
Toluene	170	Not Detected	650	Not Detected
trans-1,3-Dichloropropene	170	Not Detected	780	Not Detected
1,1,2-Trichloroethane	170	Not Detected	940	Not Detected
Tetrachloroethene	170	Not Detected	1200	Not Detected

Air Toxics LTD.
Laboratory Services Since 1989

Client Sample ID: VMP-2-5-020411

Lab ID#: 1102167A-04A

MODIFIED EPA METHOD TO-15 GC/MS

File Name:	**b021214**	**Date of Collection: 2/4/11 11:06:00 AM**	
Dil. Factor:	**34.5**	**Date of Analysis: 2/12/11 11:28 AM**	

Compound	Rpt. Limit (ppbv)	Amount (ppbv)	Rpt. Limit (ug/m3)	Amount (ug/m3)
2-Hexanone	690	Not Detected	2800	Not Detected
Dibromochloromethane	170	Not Detected	1500	Not Detected
1,2-Dibromoethane (EDB)	170	Not Detected	1300	Not Detected
Chlorobenzene	170	Not Detected	790	Not Detected
Ethyl Benzene	170	Not Detected	750	Not Detected
m,p-Xylene	170	Not Detected	750	Not Detected
o-Xylene	170	Not Detected	750	Not Detected
Styrene	170	Not Detected	730	Not Detected
Bromoform	170	Not Detected	1800	Not Detected
Cumene	170	Not Detected	850	Not Detected
1,1,2,2-Tetrachloroethane	170	Not Detected	1200	Not Detected
Propylbenzene	170	Not Detected	850	Not Detected
4-Ethyltoluene	170	Not Detected	850	Not Detected
1,3,5-Trimethylbenzene	170	Not Detected	850	Not Detected
1,2,4-Trimethylbenzene	170	Not Detected	850	Not Detected
1,3-Dichlorobenzene	170	Not Detected	1000	Not Detected
1,4-Dichlorobenzene	170	Not Detected	1000	Not Detected
alpha-Chlorotoluene	170	Not Detected	890	Not Detected
1,2-Dichlorobenzene	170	Not Detected	1000	Not Detected
1,2,4-Trichlorobenzene	690	Not Detected	5100	Not Detected
Hexachlorobutadiene	690	Not Detected	7400	Not Detected

J = Estimated value.

Container Type: 1 Liter Summa Canister

Surrogates	%Recovery	Method Limits
1,2-Dichloroethane-d4	110	70-130
Toluene-d8	102	70-130
4-Bromofluorobenzene	102	70-130

Air Toxics LTD.
Laboratory Services Since 1989

Client Sample ID: VMP-2-8.5-020411

Lab ID#: 1102167A-05A

MODIFIED EPA METHOD TO-15 GC/MS

File Name:	**b021215**	**Date of Collection: 2/4/11 12:24:00 PM**	
Dil. Factor:	**86.0**	**Date of Analysis: 2/12/11 11:54 AM**	

Compound	Rpt. Limit (ppbv)	Amount (ppbv)	Rpt. Limit (ug/m3)	Amount (ug/m3)
Freon 12	430	Not Detected	2100	Not Detected
Freon 114	430	Not Detected	3000	Not Detected
Chloromethane	1700	Not Detected	3600	Not Detected
Vinyl Chloride	430	Not Detected	1100	Not Detected
1,3-Butadiene	430	Not Detected	950	Not Detected
Bromomethane	430	Not Detected	1700	Not Detected
Chloroethane	430	Not Detected	1100	Not Detected
Freon 11	430	Not Detected	2400	Not Detected
Ethanol	1700	Not Detected	3200	Not Detected
Freon 113	430	Not Detected	3300	Not Detected
1,1-Dichloroethene	430	Not Detected	1700	Not Detected
Acetone	1700	240 J	4100	560 J
2-Propanol	1700	Not Detected	4200	Not Detected
Carbon Disulfide	430	Not Detected	1300	Not Detected
3-Chloropropene	1700	Not Detected	5400	Not Detected
Methylene Chloride	430	Not Detected	1500	Not Detected
Methyl tert-butyl ether	430	Not Detected	1600	Not Detected
trans-1,2-Dichloroethene	430	Not Detected	1700	Not Detected
Hexane	430	1700	1500	6100
1,1-Dichloroethane	430	Not Detected	1700	Not Detected
2-Butanone (Methyl Ethyl Ketone)	430	Not Detected	1300	Not Detected
cis-1,2-Dichloroethene	430	Not Detected	1700	Not Detected
Tetrahydrofuran	430	Not Detected	1300	Not Detected
Chloroform	430	Not Detected	2100	Not Detected
1,1,1-Trichloroethane	430	Not Detected	2300	Not Detected
Cyclohexane	430	2800	1500	9600
Carbon Tetrachloride	430	Not Detected	2700	Not Detected
2,2,4-Trimethylpentane	430	180000	2000	830000
Benzene	430	Not Detected	1400	Not Detected
1,2-Dichloroethane	430	Not Detected	1700	Not Detected
Heptane	430	Not Detected	1800	Not Detected
Trichloroethene	430	Not Detected	2300	Not Detected
1,2-Dichloropropane	430	Not Detected	2000	Not Detected
1,4-Dioxane	1700	Not Detected	6200	Not Detected
Bromodichloromethane	430	Not Detected	2900	Not Detected
cis-1,3-Dichloropropene	430	Not Detected	2000	Not Detected
4-Methyl-2-pentanone	430	Not Detected	1800	Not Detected
Toluene	430	Not Detected	1600	Not Detected
trans-1,3-Dichloropropene	430	Not Detected	2000	Not Detected
1,1,2-Trichloroethane	430	Not Detected	2300	Not Detected
Tetrachloroethene	430	Not Detected	2900	Not Detected

Air Toxics LTD.
Laboratory Services Since 1989

Client Sample ID: VMP-2-8.5-020411

Lab ID#: 1102167A-05A

MODIFIED EPA METHOD TO-15 GC/MS

File Name:	**b021215**	**Date of Collection:**	**2/4/11 12:24:00 PM**
Dil. Factor:	**86.0**	**Date of Analysis:**	**2/12/11 11:54 AM**

Compound	Rpt. Limit (ppbv)	Amount (ppbv)	Rpt. Limit (ug/m3)	Amount (ug/m3)
2-Hexanone	1700	Not Detected	7000	Not Detected
Dibromochloromethane	430	Not Detected	3700	Not Detected
1,2-Dibromoethane (EDB)	430	Not Detected	3300	Not Detected
Chlorobenzene	430	Not Detected	2000	Not Detected
Ethyl Benzene	430	Not Detected	1900	Not Detected
m,p-Xylene	430	Not Detected	1900	Not Detected
o-Xylene	430	Not Detected	1900	Not Detected
Styrene	430	Not Detected	1800	Not Detected
Bromoform	430	Not Detected	4400	Not Detected
Cumene	430	Not Detected	2100	Not Detected
1,1,2,2-Tetrachloroethane	430	Not Detected	3000	Not Detected
Propylbenzene	430	Not Detected	2100	Not Detected
4-Ethyltoluene	430	Not Detected	2100	Not Detected
1,3,5-Trimethylbenzene	430	Not Detected	2100	Not Detected
1,2,4-Trimethylbenzene	430	Not Detected	2100	Not Detected
1,3-Dichlorobenzene	430	Not Detected	2600	Not Detected
1,4-Dichlorobenzene	430	Not Detected	2600	Not Detected
alpha-Chlorotoluene	430	Not Detected	2200	Not Detected
1,2-Dichlorobenzene	430	Not Detected	2600	Not Detected
1,2,4-Trichlorobenzene	1700	Not Detected	13000	Not Detected
Hexachlorobutadiene	1700	Not Detected	18000	Not Detected

J = Estimated value.

Container Type: 1 Liter Summa Canister

Surrogates	%Recovery	Method Limits
1,2-Dichloroethane-d4	107	70-130
Toluene-d8	99	70-130
4-Bromofluorobenzene	102	70-130

Air Toxics LTD.
Laboratory Services Since 1989

Client Sample ID: VMP-2-22-020411

Lab ID#: 1102167A-06A

MODIFIED EPA METHOD TO-15 GC/MS

File Name:	**b021216**	**Date of Collection: 2/4/11 1:44:00 PM**	
Dil. Factor:	**119**	**Date of Analysis: 2/12/11 12:21 PM**	

Compound	Rpt. Limit (ppbv)	Amount (ppbv)	Rpt. Limit (ug/m3)	Amount (ug/m3)
Freon 12	600	Not Detected	2900	Not Detected
Freon 114	600	Not Detected	4200	Not Detected
Chloromethane	2400	Not Detected	4900	Not Detected
Vinyl Chloride	600	Not Detected	1500	Not Detected
1,3-Butadiene	600	Not Detected	1300	Not Detected
Bromomethane	600	Not Detected	2300	Not Detected
Chloroethane	600	Not Detected	1600	Not Detected
Freon 11	600	Not Detected	3300	Not Detected
Ethanol	2400	Not Detected	4500	Not Detected
Freon 113	600	Not Detected	4600	Not Detected
1,1-Dichloroethene	600	Not Detected	2400	Not Detected
Acetone	2400	590 J	5600	1400 J
2-Propanol	2400	Not Detected	5800	Not Detected
Carbon Disulfide	600	Not Detected	1800	Not Detected
3-Chloropropene	2400	Not Detected	7400	Not Detected
Methylene Chloride	600	Not Detected	2100	Not Detected
Methyl tert-butyl ether	600	Not Detected	2100	Not Detected
trans-1,2-Dichloroethene	600	Not Detected	2400	Not Detected
Hexane	600	10000	2100	35000
1,1-Dichloroethane	600	Not Detected	2400	Not Detected
2-Butanone (Methyl Ethyl Ketone)	600	Not Detected	1800	Not Detected
cis-1,2-Dichloroethene	600	Not Detected	2400	Not Detected
Tetrahydrofuran	600	Not Detected	1800	Not Detected
Chloroform	600	Not Detected	2900	Not Detected
1,1,1-Trichloroethane	600	Not Detected	3200	Not Detected
Cyclohexane	600	8400	2000	29000
Carbon Tetrachloride	600	Not Detected	3700	Not Detected
2,2,4-Trimethylpentane	600	300000	2800	1400000
Benzene	600	230 J	1900	750 J
1,2-Dichloroethane	600	Not Detected	2400	Not Detected
Heptane	600	Not Detected	2400	Not Detected
Trichloroethene	600	Not Detected	3200	Not Detected
1,2-Dichloropropane	600	Not Detected	2700	Not Detected
1,4-Dioxane	2400	Not Detected	8600	Not Detected
Bromodichloromethane	600	Not Detected	4000	Not Detected
cis-1,3-Dichloropropene	600	Not Detected	2700	Not Detected
4-Methyl-2-pentanone	600	Not Detected	2400	Not Detected
Toluene	600	Not Detected	2200	Not Detected
trans-1,3-Dichloropropene	600	Not Detected	2700	Not Detected
1,1,2-Trichloroethane	600	Not Detected	3200	Not Detected
Tetrachloroethene	600	Not Detected	4000	Not Detected

Air Toxics LTD.
Laboratory Services Since 1989

Client Sample ID: VMP-2-22-020411

Lab ID#: 1102167A-06A

MODIFIED EPA METHOD TO-15 GC/MS

File Name:	**b021216**	**Date of Collection: 2/4/11 1:44:00 PM**	
Dil. Factor:	**119**	**Date of Analysis: 2/12/11 12:21 PM**	

Compound	Rpt. Limit (ppbv)	Amount (ppbv)	Rpt. Limit (ug/m3)	Amount (ug/m3)
2-Hexanone	2400	Not Detected	9700	Not Detected
Dibromochloromethane	600	Not Detected	5100	Not Detected
1,2-Dibromoethane (EDB)	600	Not Detected	4600	Not Detected
Chlorobenzene	600	Not Detected	2700	Not Detected
Ethyl Benzene	600	Not Detected	2600	Not Detected
m,p-Xylene	600	Not Detected	2600	Not Detected
o-Xylene	600	Not Detected	2600	Not Detected
Styrene	600	Not Detected	2500	Not Detected
Bromoform	600	Not Detected	6200	Not Detected
Cumene	600	Not Detected	2900	Not Detected
1,1,2,2-Tetrachloroethane	600	Not Detected	4100	Not Detected
Propylbenzene	600	Not Detected	2900	Not Detected
4-Ethyltoluene	600	Not Detected	2900	Not Detected
1,3,5-Trimethylbenzene	600	Not Detected	2900	Not Detected
1,2,4-Trimethylbenzene	600	Not Detected	2900	Not Detected
1,3-Dichlorobenzene	600	Not Detected	3600	Not Detected
1,4-Dichlorobenzene	600	Not Detected	3600	Not Detected
alpha-Chlorotoluene	600	Not Detected	3100	Not Detected
1,2-Dichlorobenzene	600	Not Detected	3600	Not Detected
1,2,4-Trichlorobenzene	2400	Not Detected	18000	Not Detected
Hexachlorobutadiene	2400	Not Detected	25000	Not Detected

J = Estimated value.

Container Type: 1 Liter Summa Canister

Surrogates	%Recovery	Method Limits
1,2-Dichloroethane-d4	108	70-130
Toluene-d8	103	70-130
4-Bromofluorobenzene	100	70-130

Air Toxics LTD.
Laboratory Services Since 1989

Client Sample ID: VMP-19-5-020411

Lab ID#: 1102167A-07A

MODIFIED EPA METHOD TO-15 GC/MS FULL SCAN

File Name:	**6021138**	**Date of Collection: 2/4/11 3:54:00 PM**	
Dil. Factor:	**2.42**	**Date of Analysis: 2/12/11 10:40 AM**	

Compound	Rpt. Limit (ppbv)	Amount (ppbv)	Rpt. Limit (ug/m3)	Amount (ug/m3)
Freon 12	1.2	0.56 J	6.0	2.8 J
Freon 114	1.2	Not Detected	8.4	Not Detected
Chloromethane	4.8	Not Detected	10	Not Detected
Vinyl Chloride	1.2	Not Detected	3.1	Not Detected
1,3-Butadiene	1.2	Not Detected	2.7	Not Detected
Bromomethane	1.2	Not Detected	4.7	Not Detected
Chloroethane	1.2	Not Detected	3.2	Not Detected
Freon 11	1.2	0.18 J	6.8	1.0 J
Ethanol	4.8	8.2	9.1	15
Freon 113	1.2	Not Detected	9.3	Not Detected
1,1-Dichloroethene	1.2	Not Detected	4.8	Not Detected
Acetone	4.8	3.8 J	11	9.1 J
2-Propanol	4.8	3.1 J	12	7.6 J
Carbon Disulfide	1.2	~~0.31 J~~ "U"	3.8	~~0.96 J~~ "U"
3-Chloropropene	4.8	Not Detected	15	Not Detected
Methylene Chloride	1.2	Not Detected	4.2	Not Detected
Methyl tert-butyl ether	1.2	Not Detected	4.4	Not Detected
trans-1,2-Dichloroethene	1.2	Not Detected	4.8	Not Detected
Hexane	1.2	2.6	4.3	9.3
1,1-Dichloroethane	1.2	Not Detected	4.9	Not Detected
2-Butanone (Methyl Ethyl Ketone)	1.2	Not Detected	3.6	Not Detected
cis-1,2-Dichloroethene	1.2	Not Detected	4.8	Not Detected
Tetrahydrofuran	1.2	Not Detected	3.6	Not Detected
Chloroform	1.2	Not Detected	5.9	Not Detected
1,1,1-Trichloroethane	1.2	Not Detected	6.6	Not Detected
Cyclohexane	1.2	1.9	4.2	6.5
Carbon Tetrachloride	1.2	Not Detected	7.6	Not Detected
2,2,4-Trimethylpentane	1.2	9.9	5.6	46
Benzene	1.2	4.7	3.9	15
1,2-Dichloroethane	1.2	0.22 J	4.9	0.90 J
Heptane	1.2	Not Detected	5.0	Not Detected
Trichloroethene	1.2	0.60 J	6.5	3.2 J
1,2-Dichloropropane	1.2	Not Detected	5.6	Not Detected
1,4-Dioxane	4.8	Not Detected	17	Not Detected
Bromodichloromethane	1.2	Not Detected	8.1	Not Detected
cis-1,3-Dichloropropene	1.2	Not Detected	5.5	Not Detected
4-Methyl-2-pentanone	1.2	Not Detected	5.0	Not Detected
Toluene	1.2	0.48 J	4.6	1.8 J
trans-1,3-Dichloropropene	1.2	Not Detected	5.5	Not Detected
1,1,2-Trichloroethane	1.2	Not Detected	6.6	Not Detected
Tetrachloroethene	1.2	Not Detected	8.2	Not Detected

Air Toxics LTD.
Laboratory Services Since 1989

Client Sample ID: VMP-19-5-020411

Lab ID#: 1102167A-07A

MODIFIED EPA METHOD TO-15 GC/MS FULL SCAN

File Name:	**6021138**	**Date of Collection: 2/4/11 3:54:00 PM**	
Dil. Factor:	**2.42**	**Date of Analysis: 2/12/11 10:40 AM**	

Compound	Rpt. Limit (ppbv)	Amount (ppbv)	Rpt. Limit (ug/m3)	Amount (ug/m3)
2-Hexanone	4.8	Not Detected	20	Not Detected
Dibromochloromethane	1.2	Not Detected	10	Not Detected
1,2-Dibromoethane (EDB)	1.2	~~0.22 J~~ "U"	9.3	~~1.7 J~~ "U"
Chlorobenzene	1.2	Not Detected	5.6	Not Detected
Ethyl Benzene	1.2	0.17 J	5.2	0.74 J
m,p-Xylene	1.2	0.10 J	5.2	0.44 J
o-Xylene	1.2	Not Detected	5.2	Not Detected
Styrene	1.2	Not Detected	5.2	Not Detected
Bromoform	1.2	Not Detected	12	Not Detected
Cumene	1.2	Not Detected	5.9	Not Detected
1,1,2,2-Tetrachloroethane	1.2	Not Detected	8.3	Not Detected
Propylbenzene	1.2	Not Detected	5.9	Not Detected
4-Ethyltoluene	1.2	Not Detected	5.9	Not Detected
1,3,5-Trimethylbenzene	1.2	Not Detected	5.9	Not Detected
1,2,4-Trimethylbenzene	1.2	Not Detected	5.9	Not Detected
1,3-Dichlorobenzene	1.2	~~0.35 J~~ "U"	7.3	~~2.1 J~~ "U"
1,4-Dichlorobenzene	1.2	~~0.45 J~~ "U"	7.3	~~2.7 J~~ "U"
alpha-Chlorotoluene	1.2	~~0.20 J~~ "U"	6.3	~~1.0 J~~ "U"
1,2-Dichlorobenzene	1.2	~~0.36 J~~ "U"	7.3	~~2.2 J~~ "U"
1,2,4-Trichlorobenzene	4.8	~~1.1 J~~ "U"	36	~~8.1 J~~ "U"
Hexachlorobutadiene	4.8	~~0.57 J~~ "U"	52	~~8.1 J~~ "U"

J = Estimated value.

Container Type: 1 Liter Summa Canister

Surrogates	%Recovery	Method Limits
Toluene-d8	103	70-130
1,2-Dichloroethane-d4	97	70-130
4-Bromofluorobenzene	99	70-130

Air Toxics LTD.
Laboratory Services Since 1989

Client Sample ID: VMP-18-8.5-020711

Lab ID#: 1102167A-08A

MODIFIED EPA METHOD TO-15 GC/MS FULL SCAN

File Name:	**6021139**	**Date of Collection: 2/7/11 3:03:00 PM**	
Dil. Factor:	**2.38**	**Date of Analysis: 2/12/11 11:00 AM**	

Compound	Rpt. Limit (ppbv)	Amount (ppbv)	Rpt. Limit (ug/m3)	Amount (ug/m3)
Freon 12	1.2	0.44 J	5.9	2.2 J
Freon 114	1.2	Not Detected	8.3	Not Detected
Chloromethane	4.8	Not Detected	9.8	Not Detected
Vinyl Chloride	1.2	Not Detected	3.0	Not Detected
1,3-Butadiene	1.2	Not Detected	2.6	Not Detected
Bromomethane	1.2	Not Detected	4.6	Not Detected
Chloroethane	1.2	Not Detected	3.1	Not Detected
Freon 11	1.2	0.20 J	6.7	1.1 J
Ethanol	4.8	11	9.0	22
Freon 113	1.2	Not Detected	9.1	Not Detected
1,1-Dichloroethene	1.2	Not Detected	4.7	Not Detected
Acetone	4.8	75	11	180
2-Propanol	4.8	37	12	91
Carbon Disulfide	1.2	~~0.21 J~~ "U"	3.7	~~0.66 J~~ "U"
3-Chloropropene	4.8	Not Detected	15	Not Detected
Methylene Chloride	1.2	Not Detected	4.1	Not Detected
Methyl tert-butyl ether	1.2	Not Detected	4.3	Not Detected
trans-1,2-Dichloroethene	1.2	Not Detected	4.7	Not Detected
Hexane	1.2	16	4.2	56
1,1-Dichloroethane	1.2	Not Detected	4.8	Not Detected
2-Butanone (Methyl Ethyl Ketone)	1.2	1.6	3.5	4.9
cis-1,2-Dichloroethene	1.2	Not Detected	4.7	Not Detected
Tetrahydrofuran	1.2	Not Detected	3.5	Not Detected
Chloroform	1.2	Not Detected	5.8	Not Detected
1,1,1-Trichloroethane	1.2	Not Detected	6.5	Not Detected
Cyclohexane	1.2	6.3	4.1	22
Carbon Tetrachloride	1.2	Not Detected	7.5	Not Detected
2,2,4-Trimethylpentane	1.2	22	5.6	100
Benzene	1.2	0.74 J	3.8	2.4 J
1,2-Dichloroethane	1.2	Not Detected	4.8	Not Detected
Heptane	1.2	11	4.9	45
Trichloroethene	1.2	0.49 J	6.4	2.6 J
1,2-Dichloropropane	1.2	Not Detected	5.5	Not Detected
1,4-Dioxane	4.8	0.63 J	17	2.3 J
Bromodichloromethane	1.2	Not Detected	8.0	Not Detected
cis-1,3-Dichloropropene	1.2	Not Detected	5.4	Not Detected
4-Methyl-2-pentanone	1.2	Not Detected	4.9	Not Detected
Toluene	1.2	3.4	4.5	13
trans-1,3-Dichloropropene	1.2	Not Detected	5.4	Not Detected
1,1,2-Trichloroethane	1.2	Not Detected	6.5	Not Detected
Tetrachloroethene	1.2	Not Detected	8.1	Not Detected

Air Toxics LTD.
Laboratory Services Since 1989

Client Sample ID: VMP-18-8.5-020711

Lab ID#: 1102167A-08A

MODIFIED EPA METHOD TO-15 GC/MS FULL SCAN

File Name:	**6021139**	**Date of Collection: 2/7/11 3:03:00 PM**	
Dil. Factor:	**2.38**	**Date of Analysis: 2/12/11 11:00 AM**	

Compound	Rpt. Limit (ppbv)	Amount (ppbv)	Rpt. Limit (ug/m3)	Amount (ug/m3)
2-Hexanone	4.8	Not Detected	19	Not Detected
Dibromochloromethane	1.2	Not Detected	10	Not Detected
1,2-Dibromoethane (EDB)	1.2	Not Detected	9.1	Not Detected
Chlorobenzene	1.2	Not Detected	5.5	Not Detected
Ethyl Benzene	1.2	2.9	5.2	13
m,p-Xylene	1.2	5.4	5.2	23
o-Xylene	1.2	1.9	5.2	8.3
Styrene	1.2	Not Detected	5.1	Not Detected
Bromoform	1.2	Not Detected	12	Not Detected
Cumene	1.2	0.29 J	5.8	1.4 J
1,1,2,2-Tetrachloroethane	1.2	Not Detected	8.2	Not Detected
Propylbenzene	1.2	0.58 J	5.8	2.9 J
4-Ethyltoluene	1.2	1.1 J	5.8	5.5 J
1,3,5-Trimethylbenzene	1.2	0.39 J	5.8	1.9 J
1,2,4-Trimethylbenzene	1.2	0.86 J	5.8	4.2 J
1,3-Dichlorobenzene	1.2	~~0.26 J~~ "U"	7.2	~~1.6 J~~ "U"
1,4-Dichlorobenzene	1.2	~~0.29 J~~ "U"	7.2	~~1.8 J~~ "U"
alpha-Chlorotoluene	1.2	Not Detected	6.2	Not Detected
1,2-Dichlorobenzene	1.2	~~0.19 J~~ "U"	7.2	~~1.2 J~~ "U"
1,2,4-Trichlorobenzene	4.8	~~0.69 J~~ "U"	35	~~5.1 J~~ "U"
Hexachlorobutadiene	4.8	Not Detected	51	Not Detected

J = Estimated value.

Container Type: 1 Liter Summa Canister

Surrogates	%Recovery	Method Limits
Toluene-d8	104	70-130
1,2-Dichloroethane-d4	106	70-130
4-Bromofluorobenzene	99	70-130

Air Toxics LTD.
Laboratory Services Since 1989

Client Sample ID: VMP-18-8.5-020711-DUP

Lab ID#: 1102167A-09A

MODIFIED EPA METHOD TO-15 GC/MS FULL SCAN

File Name:	**6021140**	**Date of Collection:**	**2/7/11 3:03:00 PM**
Dil. Factor:	**2.29**	**Date of Analysis:**	**2/12/11 11:19 AM**

Compound	Rpt. Limit (ppbv)	Amount (ppbv)	Rpt. Limit (ug/m3)	Amount (ug/m3)
Freon 12	1.1	0.44 J	5.7	2.2 J
Freon 114	1.1	Not Detected	8.0	Not Detected
Chloromethane	4.6	Not Detected	9.4	Not Detected
Vinyl Chloride	1.1	Not Detected	2.9	Not Detected
1,3-Butadiene	1.1	Not Detected	2.5	Not Detected
Bromomethane	1.1	Not Detected	4.4	Not Detected
Chloroethane	1.1	Not Detected	3.0	Not Detected
Freon 11	1.1	0.20 J	6.4	1.1 J
Ethanol	4.6	5.4	8.6	10
Freon 113	1.1	Not Detected	8.8	Not Detected
1,1-Dichloroethene	1.1	Not Detected	4.5	Not Detected
Acetone	4.6	5.0	11	12
2-Propanol	4.6	5.1	11	12
Carbon Disulfide	1.1	Not Detected	3.6	Not Detected
3-Chloropropene	4.6	Not Detected	14	Not Detected
Methylene Chloride	1.1	Not Detected	4.0	Not Detected
Methyl tert-butyl ether	1.1	Not Detected	4.1	Not Detected
trans-1,2-Dichloroethene	1.1	Not Detected	4.5	Not Detected
Hexane	1.1	7.4	4.0	26
1,1-Dichloroethane	1.1	Not Detected	4.6	Not Detected
2-Butanone (Methyl Ethyl Ketone)	1.1	0.55 J	3.4	1.6 J
cis-1,2-Dichloroethene	1.1	Not Detected	4.5	Not Detected
Tetrahydrofuran	1.1	Not Detected	3.4	Not Detected
Chloroform	1.1	Not Detected	5.6	Not Detected
1,1,1-Trichloroethane	1.1	Not Detected	6.2	Not Detected
Cyclohexane	1.1	2.7	3.9	9.2
Carbon Tetrachloride	1.1	Not Detected	7.2	Not Detected
2,2,4-Trimethylpentane	1.1	6.8	5.3	32
Benzene	1.1	0.42 J	3.6	1.3 J
1,2-Dichloroethane	1.1	Not Detected	4.6	Not Detected
Heptane	1.1	3.7	4.7	15
Trichloroethene	1.1	0.35 J	6.2	1.9 J
1,2-Dichloropropane	1.1	Not Detected	5.3	Not Detected
1,4-Dioxane	4.6	Not Detected	16	Not Detected
Bromodichloromethane	1.1	Not Detected	7.7	Not Detected
cis-1,3-Dichloropropene	1.1	Not Detected	5.2	Not Detected
4-Methyl-2-pentanone	1.1	Not Detected	4.7	Not Detected
Toluene	1.1	0.82 J	4.3	3.1 J
trans-1,3-Dichloropropene	1.1	Not Detected	5.2	Not Detected
1,1,2-Trichloroethane	1.1	Not Detected	6.2	Not Detected
Tetrachloroethene	1.1	Not Detected	7.8	Not Detected

Air Toxics LTD.
Laboratory Services Since 1989

Client Sample ID: VMP-18-8.5-020711-DUP

Lab ID#: 1102167A-09A

MODIFIED EPA METHOD TO-15 GC/MS FULL SCAN

File Name:	**6021140**	**Date of Collection: 2/7/11 3:03:00 PM**	
Dil. Factor:	**2.29**	**Date of Analysis: 2/12/11 11:19 AM**	

Compound	Rpt. Limit (ppbv)	Amount (ppbv)	Rpt. Limit (ug/m3)	Amount (ug/m3)
2-Hexanone	4.6	Not Detected	19	Not Detected
Dibromochloromethane	1.1	Not Detected	9.8	Not Detected
1,2-Dibromoethane (EDB)	1.1	Not Detected	8.8	Not Detected
Chlorobenzene	1.1	Not Detected	5.3	Not Detected
Ethyl Benzene	1.1	0.93 J	5.0	4.0 J
m,p-Xylene	1.1	1.2	5.0	5.3
o-Xylene	1.1	0.52 J	5.0	2.3 J
Styrene	1.1	Not Detected	4.9	Not Detected
Bromoform	1.1	Not Detected	12	Not Detected
Cumene	1.1	Not Detected	5.6	Not Detected
1,1,2,2-Tetrachloroethane	1.1	Not Detected	7.9	Not Detected
Propylbenzene	1.1	0.34 J	5.6	1.7 J
4-Ethyltoluene	1.1	0.34 J	5.6	1.6 J
1,3,5-Trimethylbenzene	1.1	Not Detected	5.6	Not Detected
1,2,4-Trimethylbenzene	1.1	0.47 J	5.6	2.3 J
1,3-Dichlorobenzene	1.1	~~0.26 J~~ U	6.9	~~1.6 J~~ U
1,4-Dichlorobenzene	1.1	~~0.26 J~~ U	6.9	~~1.5 J~~ U
alpha-Chlorotoluene	1.1	Not Detected	5.9	Not Detected
1,2-Dichlorobenzene	1.1	~~0.17 J~~ U	6.9	~~1.0 J~~ U
1,2,4-Trichlorobenzene	4.6	~~0.47 J~~ U	34	~~3.5 J~~ U
Hexachlorobutadiene	4.6	Not Detected	49	Not Detected

J = Estimated value.

Container Type: 1 Liter Summa Canister

Surrogates	%Recovery	Method Limits
Toluene-d8	96	70-130
1,2-Dichloroethane-d4	103	70-130
4-Bromofluorobenzene	95	70-130

Air Toxics LTD.
Laboratory Services Since 1989

Client Sample ID: VMP-17-5-020711

Lab ID#: 1102167A-10A

MODIFIED EPA METHOD TO-15 GC/MS FULL SCAN

File Name:	**6021141**	**Date of Collection: 2/7/11 4:10:00 PM**	
Dil. Factor:	**2.52**	**Date of Analysis: 2/12/11 11:40 AM**	

Compound	Rpt. Limit (ppbv)	Amount (ppbv)	Rpt. Limit (ug/m3)	Amount (ug/m3)
Freon 12	1.3	0.26 J	6.2	1.3 J
Freon 114	1.3	Not Detected	8.8	Not Detected
Chloromethane	5.0	Not Detected	10	Not Detected
Vinyl Chloride	1.3	Not Detected	3.2	Not Detected
1,3-Butadiene	1.3	Not Detected	2.8	Not Detected
Bromomethane	1.3	Not Detected	4.9	Not Detected
Chloroethane	1.3	Not Detected	3.3	Not Detected
Freon 11	1.3	0.18 J	7.1	1.0 J
Ethanol	5.0	Not Detected	9.5	Not Detected
Freon 113	1.3	Not Detected	9.6	Not Detected
1,1-Dichloroethene	1.3	Not Detected	5.0	Not Detected
Acetone	5.0	4.9 J	12	12 J
2-Propanol	5.0	1.6 J	12	4.0 J
Carbon Disulfide	1.3	Not Detected	3.9	Not Detected
3-Chloropropene	5.0	Not Detected	16	Not Detected
Methylene Chloride	1.3	0.29 J	4.4	1.0 J
Methyl tert-butyl ether	1.3	Not Detected	4.5	Not Detected
trans-1,2-Dichloroethene	1.3	Not Detected	5.0	Not Detected
Hexane	1.3	5.6	4.4	20
1,1-Dichloroethane	1.3	Not Detected	5.1	Not Detected
2-Butanone (Methyl Ethyl Ketone)	1.3	Not Detected	3.7	Not Detected
cis-1,2-Dichloroethene	1.3	Not Detected	5.0	Not Detected
Tetrahydrofuran	1.3	Not Detected	3.7	Not Detected
Chloroform	1.3	Not Detected	6.2	Not Detected
1,1,1-Trichloroethane	1.3	Not Detected	6.9	Not Detected
Cyclohexane	1.3	8.4	4.3	29
Carbon Tetrachloride	1.3	Not Detected	7.9	Not Detected
2,2,4-Trimethylpentane	1.3	18	5.9	83
Benzene	1.3	1.9	4.0	6.1
1,2-Dichloroethane	1.3	Not Detected	5.1	Not Detected
Heptane	1.3	3.9	5.2	16
Trichloroethene	1.3	0.52 J	6.8	2.8 J
1,2-Dichloropropane	1.3	Not Detected	5.8	Not Detected
1,4-Dioxane	5.0	0.95 J	18	3.4 J
Bromodichloromethane	1.3	Not Detected	8.4	Not Detected
cis-1,3-Dichloropropene	1.3	Not Detected	5.7	Not Detected
4-Methyl-2-pentanone	1.3	Not Detected	5.2	Not Detected
Toluene	1.3	0.55 J	4.7	2.1 J
trans-1,3-Dichloropropene	1.3	Not Detected	5.7	Not Detected
1,1,2-Trichloroethane	1.3	Not Detected	6.9	Not Detected
Tetrachloroethene	1.3	Not Detected	8.5	Not Detected

Air Toxics LTD.
Laboratory Services Since 1989

Client Sample ID: VMP-17-5-020711

Lab ID#: 1102167A-10A

MODIFIED EPA METHOD TO-15 GC/MS FULL SCAN

File Name:	**6021141**	**Date of Collection:**	**2/7/11 4:10:00 PM**
Dil. Factor:	**2.52**	**Date of Analysis:**	**2/12/11 11:40 AM**

Compound	Rpt. Limit (ppbv)	Amount (ppbv)	Rpt. Limit (ug/m3)	Amount (ug/m3)
2-Hexanone	5.0	Not Detected	21	Not Detected
Dibromochloromethane	1.3	Not Detected	11	Not Detected
1,2-Dibromoethane (EDB)	1.3	Not Detected	9.7	Not Detected
Chlorobenzene	1.3	Not Detected	5.8	Not Detected
Ethyl Benzene	1.3	Not Detected	5.5	Not Detected
m,p-Xylene	1.3	Not Detected	5.5	Not Detected
o-Xylene	1.3	Not Detected	5.5	Not Detected
Styrene	1.3	Not Detected	5.4	Not Detected
Bromoform	1.3	Not Detected	13	Not Detected
Cumene	1.3	Not Detected	6.2	Not Detected
1,1,2,2-Tetrachloroethane	1.3	Not Detected	8.6	Not Detected
Propylbenzene	1.3	~~0.16 J~~ "U"	6.2	~~0.79 J~~ "U"
4-Ethyltoluene	1.3	Not Detected	6.2	Not Detected
1,3,5-Trimethylbenzene	1.3	Not Detected	6.2	Not Detected
1,2,4-Trimethylbenzene	1.3	Not Detected	6.2	Not Detected
1,3-Dichlorobenzene	1.3	~~0.27 J~~ "U"	7.6	~~1.6 J~~ "U"
1,4-Dichlorobenzene	1.3	~~0.19 J~~ "U"	7.6	~~1.2 J~~ "U"
alpha-Chlorotoluene	1.3	Not Detected	6.5	Not Detected
1,2-Dichlorobenzene	1.3	~~0.13 J~~ "U"	7.6	~~0.78 J~~ "U"
1,2,4-Trichlorobenzene	5.0	~~0.45 J~~ "U"	37	~~3.4 J~~ "U"
Hexachlorobutadiene	5.0	Not Detected	54	Not Detected

J = Estimated value.

Container Type: 1 Liter Summa Canister

Surrogates	%Recovery	Method Limits
Toluene-d8	101	70-130
1,2-Dichloroethane-d4	104	70-130
4-Bromofluorobenzene	98	70-130

Air Toxics LTD.
Laboratory Services Since 1989

Client Sample ID: VMP-6-5-020711

Lab ID#: 1102167A-11A

MODIFIED EPA METHOD TO-15 GC/MS FULL SCAN

File Name:	**6021142**	**Date of Collection: 2/7/11 9:45:00 AM**	
Dil. Factor:	**2.38**	**Date of Analysis: 2/12/11 12:04 PM**	

Compound	Rpt. Limit (ppbv)	Amount (ppbv)	Rpt. Limit (ug/m3)	Amount (ug/m3)
Freon 12	1.2	0.51 J	5.9	2.5 J
Freon 114	1.2	Not Detected	8.3	Not Detected
Chloromethane	4.8	Not Detected	9.8	Not Detected
Vinyl Chloride	1.2	Not Detected	3.0	Not Detected
1,3-Butadiene	1.2	Not Detected	2.6	Not Detected
Bromomethane	1.2	Not Detected	4.6	Not Detected
Chloroethane	1.2	Not Detected	3.1	Not Detected
Freon 11	1.2	0.23 J	6.7	1.3 J
Ethanol	4.8	2.7 J	9.0	5.1 J
Freon 113	1.2	Not Detected	9.1	Not Detected
1,1-Dichloroethene	1.2	Not Detected	4.7	Not Detected
Acetone	4.8	6.1	11	14
2-Propanol	4.8	11	12	27
Carbon Disulfide	1.2	Not Detected	3.7	Not Detected
3-Chloropropene	4.8	Not Detected	15	Not Detected
Methylene Chloride	1.2	Not Detected	4.1	Not Detected
Methyl tert-butyl ether	1.2	Not Detected	4.3	Not Detected
trans-1,2-Dichloroethene	1.2	Not Detected	4.7	Not Detected
Hexane	1.2	6.4	4.2	22
1,1-Dichloroethane	1.2	Not Detected	4.8	Not Detected
2-Butanone (Methyl Ethyl Ketone)	1.2	0.50 J	3.5	1.5 J
cis-1,2-Dichloroethene	1.2	Not Detected	4.7	Not Detected
Tetrahydrofuran	1.2	Not Detected	3.5	Not Detected
Chloroform	1.2	Not Detected	5.8	Not Detected
1,1,1-Trichloroethane	1.2	Not Detected	6.5	Not Detected
Cyclohexane	1.2	3.7	4.1	13
Carbon Tetrachloride	1.2	Not Detected	7.5	Not Detected
2,2,4-Trimethylpentane	1.2	200	5.6	960
Benzene	1.2	1.0 J	3.8	3.3 J
1,2-Dichloroethane	1.2	Not Detected	4.8	Not Detected
Heptane	1.2	7.3	4.9	30
Trichloroethene	1.2	0.41 J	6.4	2.2 J
1,2-Dichloropropane	1.2	Not Detected	5.5	Not Detected
1,4-Dioxane	4.8	Not Detected	17	Not Detected
Bromodichloromethane	1.2	Not Detected	8.0	Not Detected
cis-1,3-Dichloropropene	1.2	Not Detected	5.4	Not Detected
4-Methyl-2-pentanone	1.2	Not Detected	4.9	Not Detected
Toluene	1.2	4.1	4.5	15
trans-1,3-Dichloropropene	1.2	Not Detected	5.4	Not Detected
1,1,2-Trichloroethane	1.2	Not Detected	6.5	Not Detected
Tetrachloroethene	1.2	Not Detected	8.1	Not Detected

Air Toxics LTD.
Laboratory Services Since 1989

Client Sample ID: VMP-6-5-020711

Lab ID#: 1102167A-11A

MODIFIED EPA METHOD TO-15 GC/MS FULL SCAN

File Name:	**6021142**	**Date of Collection: 2/7/11 9:45:00 AM**	
Dil. Factor:	**2.38**	**Date of Analysis: 2/12/11 12:04 PM**	

Compound	Rpt. Limit (ppbv)	Amount (ppbv)	Rpt. Limit (ug/m3)	Amount (ug/m3)
2-Hexanone	4.8	Not Detected	19	Not Detected
Dibromochloromethane	1.2	Not Detected	10	Not Detected
1,2-Dibromoethane (EDB)	1.2	Not Detected	9.1	Not Detected
Chlorobenzene	1.2	Not Detected	5.5	Not Detected
Ethyl Benzene	1.2	3.1	5.2	13
m,p-Xylene	1.2	5.7	5.2	25
o-Xylene	1.2	2.4	5.2	10
Styrene	1.2	Not Detected	5.1	Not Detected
Bromoform	1.2	Not Detected	12	Not Detected
Cumene	1.2	0.48 J	5.8	2.4 J
1,1,2,2-Tetrachloroethane	1.2	Not Detected	8.2	Not Detected
Propylbenzene	1.2	0.69 J	5.8	3.4 J
4-Ethyltoluene	1.2	1.4	5.8	7.1
1,3,5-Trimethylbenzene	1.2	0.62 J	5.8	3.1 J
1,2,4-Trimethylbenzene	1.2	1.4	5.8	7.1
1,3-Dichlorobenzene	1.2	~~0.18 J~~ "U"	7.2	~~1.0 J~~ "U"
1,4-Dichlorobenzene	1.2	~~0.24 J~~ "U"	7.2	~~1.4 J~~ "U"
alpha-Chlorotoluene	1.2	Not Detected	6.2	Not Detected
1,2-Dichlorobenzene	1.2	~~0.21 J~~ "U"	7.2	~~1.3 J~~ "U"
1,2,4-Trichlorobenzene	4.8	~~0.48 J~~ "U"	35	~~3.6 J~~ "U"
Hexachlorobutadiene	4.8	Not Detected	51	Not Detected

J = Estimated value.

Container Type: 1 Liter Summa Canister

Surrogates	%Recovery	Method Limits
Toluene-d8	108	70-130
1,2-Dichloroethane-d4	104	70-130
4-Bromofluorobenzene	103	70-130

Air Toxics LTD.
Laboratory Services Since 1989

Client Sample ID: VMP-6-10-020711

Lab ID#: 1102167A-12A

MODIFIED EPA METHOD TO-15 GC/MS FULL SCAN

File Name:	**6021143**	**Date of Collection:**	**2/7/11 11:03:00 AM**
Dil. Factor:	**2.52**	**Date of Analysis:**	**2/12/11 12:35 PM**

Compound	Rpt. Limit (ppbv)	Amount (ppbv)	Rpt. Limit (ug/m3)	Amount (ug/m3)
Freon 12	1.3	0.42 J	6.2	2.1 J
Freon 114	1.3	Not Detected	8.8	Not Detected
Chloromethane	5.0	Not Detected	10	Not Detected
Vinyl Chloride	1.3	Not Detected	3.2	Not Detected
1,3-Butadiene	1.3	Not Detected	2.8	Not Detected
Bromomethane	1.3	Not Detected	4.9	Not Detected
Chloroethane	1.3	Not Detected	3.3	Not Detected
Freon 11	1.3	Not Detected	7.1	Not Detected
Ethanol	5.0	Not Detected	9.5	Not Detected
Freon 113	1.3	Not Detected	9.6	Not Detected
1,1-Dichloroethene	1.3	Not Detected	5.0	Not Detected
Acetone	5.0	1.6 J	12	3.8 J
2-Propanol	5.0	1.8 J	12	4.5 J
Carbon Disulfide	1.3	Not Detected	3.9	Not Detected
3-Chloropropene	5.0	Not Detected	16	Not Detected
Methylene Chloride	1.3	Not Detected	4.4	Not Detected
Methyl tert-butyl ether	1.3	Not Detected	4.5	Not Detected
trans-1,2-Dichloroethene	1.3	Not Detected	5.0	Not Detected
Hexane	1.3	1.1 J	4.4	3.8 J
1,1-Dichloroethane	1.3	Not Detected	5.1	Not Detected
2-Butanone (Methyl Ethyl Ketone)	1.3	Not Detected	3.7	Not Detected
cis-1,2-Dichloroethene	1.3	Not Detected	5.0	Not Detected
Tetrahydrofuran	1.3	Not Detected	3.7	Not Detected
Chloroform	1.3	Not Detected	6.2	Not Detected
1,1,1-Trichloroethane	1.3	Not Detected	6.9	Not Detected
Cyclohexane	1.3	0.84 J	4.3	2.9 J
Carbon Tetrachloride	1.3	Not Detected	7.9	Not Detected
2,2,4-Trimethylpentane	1.3	13	5.9	61
Benzene	1.3	2.6	4.0	8.4
1,2-Dichloroethane	1.3	Not Detected	5.1	Not Detected
Heptane	1.3	0.45 J	5.2	1.8 J
Trichloroethene	1.3	0.34 J	6.8	1.8 J
1,2-Dichloropropane	1.3	Not Detected	5.8	Not Detected
1,4-Dioxane	5.0	Not Detected	18	Not Detected
Bromodichloromethane	1.3	Not Detected	8.4	Not Detected
cis-1,3-Dichloropropene	1.3	Not Detected	5.7	Not Detected
4-Methyl-2-pentanone	1.3	Not Detected	5.2	Not Detected
Toluene	1.3	0.78 J	4.7	2.9 J
trans-1,3-Dichloropropene	1.3	Not Detected	5.7	Not Detected
1,1,2-Trichloroethane	1.3	Not Detected	6.9	Not Detected
Tetrachloroethene	1.3	0.19 J	8.5	1.3 J

Air Toxics LTD.
Laboratory Services Since 1989

Client Sample ID: VMP-6-10-020711

Lab ID#: 1102167A-12A

MODIFIED EPA METHOD TO-15 GC/MS FULL SCAN

File Name:	**6021143**	**Date of Collection:**	**2/7/11 11:03:00 AM**
Dil. Factor:	**2.52**	**Date of Analysis:**	**2/12/11 12:35 PM**

Compound	Rpt. Limit (ppbv)	Amount (ppbv)	Rpt. Limit (ug/m3)	Amount (ug/m3)
2-Hexanone	5.0	Not Detected	21	Not Detected
Dibromochloromethane	1.3	Not Detected	11	Not Detected
1,2-Dibromoethane (EDB)	1.3	Not Detected	9.7	Not Detected
Chlorobenzene	1.3	Not Detected	5.8	Not Detected
Ethyl Benzene	1.3	Not Detected	5.5	Not Detected
m,p-Xylene	1.3	Not Detected	5.5	Not Detected
o-Xylene	1.3	Not Detected	5.5	Not Detected
Styrene	1.3	Not Detected	5.4	Not Detected
Bromoform	1.3	Not Detected	13	Not Detected
Cumene	1.3	Not Detected	6.2	Not Detected
1,1,2,2-Tetrachloroethane	1.3	Not Detected	8.6	Not Detected
Propylbenzene	1.3	~~0.27 J~~ "U"	6.2	~~<1.3 J~~ "U"
4-Ethyltoluene	1.3	Not Detected	6.2	Not Detected
1,3,5-Trimethylbenzene	1.3	Not Detected	6.2	Not Detected
1,2,4-Trimethylbenzene	1.3	Not Detected	6.2	Not Detected
1,3-Dichlorobenzene	1.3	~~0.27 J~~ "U"	7.6	~~1.6 J~~ "U"
1,4-Dichlorobenzene	1.3	~~0.23 J~~ "U"	7.6	~~1.4 J~~ "U"
alpha-Chlorotoluene	1.3	Not Detected	6.5	Not Detected
1,2-Dichlorobenzene	1.3	~~0.21 J~~ "U"	7.6	~~1.2 J~~ "U"
1,2,4-Trichlorobenzene	5.0	~~0.48 J~~ "U"	37	~~3.6 J~~ "U"
Hexachlorobutadiene	5.0	Not Detected	54	Not Detected

J = Estimated value.

Container Type: 1 Liter Summa Canister

Surrogates	%Recovery	Method Limits
Toluene-d8	103	70-130
1,2-Dichloroethane-d4	94	70-130
4-Bromofluorobenzene	102	70-130

Air Toxics LTD.
Laboratory Services Since 1989

Client Sample ID: VMP-6-31.5-020711

Lab ID#: 1102167A-13A

MODIFIED EPA METHOD TO-15 GC/MS

File Name:	**b021224**	**Date of Collection:**	**2/7/11 12:16:00 PM**
Dil. Factor:	**484**	**Date of Analysis:**	**2/12/11 03:40 PM**

Compound	Rpt. Limit (ppbv)	Amount (ppbv)	Rpt. Limit (ug/m3)	Amount (ug/m3)
Freon 12	2400	Not Detected	12000	Not Detected
Freon 114	2400	Not Detected	17000	Not Detected
Chloromethane	9700	Not Detected	20000	Not Detected
Vinyl Chloride	2400	Not Detected	6200	Not Detected
1,3-Butadiene	2400	Not Detected	5400	Not Detected
Bromomethane	2400	Not Detected	9400	Not Detected
Chloroethane	2400	Not Detected	6400	Not Detected
Freon 11	2400	Not Detected	14000	Not Detected
Ethanol	9700	Not Detected	18000	Not Detected
Freon 113	2400	Not Detected	18000	Not Detected
1,1-Dichloroethene	2400	Not Detected	9600	Not Detected
Acetone	9700	5400 J	23000	13000 J
2-Propanol	9700	1900 J	24000	4700 J
Carbon Disulfide	2400	Not Detected	7500	Not Detected
3-Chloropropene	9700	Not Detected	30000	Not Detected
Methylene Chloride	2400	Not Detected	8400	Not Detected
Methyl tert-butyl ether	2400	Not Detected	8700	Not Detected
trans-1,2-Dichloroethene	2400	Not Detected	9600	Not Detected
Hexane	2400	860000	8500	3000000
1,1-Dichloroethane	2400	Not Detected	9800	Not Detected
2-Butanone (Methyl Ethyl Ketone)	2400	Not Detected	7100	Not Detected
cis-1,2-Dichloroethene	2400	Not Detected	9600	Not Detected
Tetrahydrofuran	2400	Not Detected	7100	Not Detected
Chloroform	2400	Not Detected	12000	Not Detected
1,1,1-Trichloroethane	2400	Not Detected	13000	Not Detected
Cyclohexane	2400	350000	8300	1200000
Carbon Tetrachloride	2400	Not Detected	15000	Not Detected
2,2,4-Trimethylpentane	2400	680000	11000	3200000
Benzene	2400	9400	7700	30000
1,2-Dichloroethane	2400	Not Detected	9800	Not Detected
Heptane	2400	460000	9900	1900000
Trichloroethene	2400	Not Detected	13000	Not Detected
1,2-Dichloropropane	2400	Not Detected	11000	Not Detected
1,4-Dioxane	9700	Not Detected	35000	Not Detected
Bromodichloromethane	2400	Not Detected	16000	Not Detected
cis-1,3-Dichloropropene	2400	Not Detected	11000	Not Detected
4-Methyl-2-pentanone	2400	Not Detected	9900	Not Detected
Toluene	2400	730 J	9100	2800 J
trans-1,3-Dichloropropene	2400	Not Detected	11000	Not Detected
1,1,2-Trichloroethane	2400	Not Detected	13000	Not Detected
Tetrachloroethene	2400	Not Detected	16000	Not Detected

Air Toxics LTD.
Laboratory Services Since 1989

Client Sample ID: VMP-6-31.5-020711

Lab ID#: 1102167A-13A

MODIFIED EPA METHOD TO-15 GC/MS

File Name:	**b021224**	**Date of Collection: 2/7/11 12:16:00 PM**	
Dil. Factor:	**484**	**Date of Analysis: 2/12/11 03:40 PM**	

Compound	Rpt. Limit (ppbv)	Amount (ppbv)	Rpt. Limit (ug/m3)	Amount (ug/m3)
2-Hexanone	9700	Not Detected	40000	Not Detected
Dibromochloromethane	2400	Not Detected	21000	Not Detected
1,2-Dibromoethane (EDB)	2400	Not Detected	18000	Not Detected
Chlorobenzene	2400	Not Detected	11000	Not Detected
Ethyl Benzene	2400	42000	10000	180000
m,p-Xylene	2400	15000	10000	64000
o-Xylene	2400	Not Detected	10000	Not Detected
Styrene	2400	Not Detected	10000	Not Detected
Bromoform	2400	Not Detected	25000	Not Detected
Cumene	2400	5300	12000	26000
1,1,2,2-Tetrachloroethane	2400	Not Detected	17000	Not Detected
Propylbenzene	2400	15000	12000	75000
4-Ethyltoluene	2400	4600	12000	23000
1,3,5-Trimethylbenzene	2400	850 J	12000	4200 J
1,2,4-Trimethylbenzene	2400	5500	12000	27000
1,3-Dichlorobenzene	2400	Not Detected	14000	Not Detected
1,4-Dichlorobenzene	2400	Not Detected	14000	Not Detected
alpha-Chlorotoluene	2400	Not Detected	12000	Not Detected
1,2-Dichlorobenzene	2400	Not Detected	14000	Not Detected
1,2,4-Trichlorobenzene	9700	Not Detected	72000	Not Detected
Hexachlorobutadiene	9700	Not Detected	100000	Not Detected

J = Estimated value.

Container Type: 1 Liter Summa Canister

Surrogates	%Recovery	Method Limits
1,2-Dichloroethane-d4	115	70-130
Toluene-d8	101	70-130
4-Bromofluorobenzene	101	70-130

Air Toxics LTD.
Laboratory Services Since 1989

Client Sample ID: VMP-7-5-020711

Lab ID#: 1102167A-14A

MODIFIED EPA METHOD TO-15 GC/MS FULL SCAN

File Name:	**6021144**	**Date of Collection:**	**2/7/11 10:15:00 AM**
Dil. Factor:	**2.58**	**Date of Analysis:**	**2/12/11 12:55 PM**

Compound	Rpt. Limit (ppbv)	Amount (ppbv)	Rpt. Limit (ug/m3)	Amount (ug/m3)
Freon 12	1.3	0.51 J	6.4	2.5 J
Freon 114	1.3	Not Detected	9.0	Not Detected
Chloromethane	5.2	Not Detected	11	Not Detected
Vinyl Chloride	1.3	Not Detected	3.3	Not Detected
1,3-Butadiene	1.3	Not Detected	2.8	Not Detected
Bromomethane	1.3	Not Detected	5.0	Not Detected
Chloroethane	1.3	Not Detected	3.4	Not Detected
Freon 11	1.3	0.32 J	7.2	1.8 J
Ethanol	5.2	4.6 J	9.7	8.7 J
Freon 113	1.3	Not Detected	9.9	Not Detected
1,1-Dichloroethene	1.3	Not Detected	5.1	Not Detected
Acetone	5.2	11	12	27
2-Propanol	5.2	2.4 J	13	5.9 J
Carbon Disulfide	1.3	Not Detected	4.0	Not Detected
3-Chloropropene	5.2	Not Detected	16	Not Detected
Methylene Chloride	1.3	0.37 J	4.5	1.3 J
Methyl tert-butyl ether	1.3	Not Detected	4.6	Not Detected
trans-1,2-Dichloroethene	1.3	Not Detected	5.1	Not Detected
Hexane	1.3	0.68 J	4.5	2.4 J
1,1-Dichloroethane	1.3	Not Detected	5.2	Not Detected
2-Butanone (Methyl Ethyl Ketone)	1.3	Not Detected	3.8	Not Detected
cis-1,2-Dichloroethene	1.3	Not Detected	5.1	Not Detected
Tetrahydrofuran	1.3	Not Detected	3.8	Not Detected
Chloroform	1.3	Not Detected	6.3	Not Detected
1,1,1-Trichloroethane	1.3	Not Detected	7.0	Not Detected
Cyclohexane	1.3	0.54 J	4.4	1.8 J
Carbon Tetrachloride	1.3	Not Detected	8.1	Not Detected
2,2,4-Trimethylpentane	1.3	18	6.0	84
Benzene	1.3	13	4.1	41
1,2-Dichloroethane	1.3	Not Detected	5.2	Not Detected
Heptane	1.3	1.0 J	5.3	4.1 J
Trichloroethene	1.3	0.73 J	6.9	3.9 J
1,2-Dichloropropane	1.3	Not Detected	6.0	Not Detected
1,4-Dioxane	5.2	Not Detected	18	Not Detected
Bromodichloromethane	1.3	Not Detected	8.6	Not Detected
cis-1,3-Dichloropropene	1.3	Not Detected	5.8	Not Detected
4-Methyl-2-pentanone	1.3	Not Detected	5.3	Not Detected
Toluene	1.3	0.28 J	4.9	1.0 J
trans-1,3-Dichloropropene	1.3	Not Detected	5.8	Not Detected
1,1,2-Trichloroethane	1.3	Not Detected	7.0	Not Detected
Tetrachloroethene	1.3	Not Detected	8.8	Not Detected

Air Toxics LTD.
Laboratory Services Since 1989

Client Sample ID: VMP-7-5-020711

Lab ID#: 1102167A-14A

MODIFIED EPA METHOD TO-15 GC/MS FULL SCAN

File Name:	**6021144**	**Date of Collection: 2/7/11 10:15:00 AM**	
Dil. Factor:	**2.58**	**Date of Analysis: 2/12/11 12:55 PM**	

Compound	Rpt. Limit (ppbv)	Amount (ppbv)	Rpt. Limit (ug/m3)	Amount (ug/m3)
2-Hexanone	5.2	Not Detected	21	Not Detected
Dibromochloromethane	1.3	Not Detected	11	Not Detected
1,2-Dibromoethane (EDB)	1.3	Not Detected	9.9	Not Detected
Chlorobenzene	1.3	Not Detected	5.9	Not Detected
Ethyl Benzene	1.3	Not Detected	5.6	Not Detected
m,p-Xylene	1.3	0.19 J	5.6	0.82 J
o-Xylene	1.3	Not Detected	5.6	Not Detected
Styrene	1.3	Not Detected	5.5	Not Detected
Bromoform	1.3	Not Detected	13	Not Detected
Cumene	1.3	Not Detected	6.3	Not Detected
1,1,2,2-Tetrachloroethane	1.3	Not Detected	8.8	Not Detected
Propylbenzene	1.3	Not Detected	6.3	Not Detected
4-Ethyltoluene	1.3	Not Detected	6.3	Not Detected
1,3,5-Trimethylbenzene	1.3	Not Detected	6.3	Not Detected
1,2,4-Trimethylbenzene	1.3	Not Detected	6.3	Not Detected
1,3-Dichlorobenzene	1.3	Not Detected	7.8	Not Detected ~ U"
1,4-Dichlorobenzene	1.3	~~0.22 J~~ ~ U"	7.8	~~1.3 J~~ ~ U"
alpha-Chlorotoluene	1.3	Not Detected ~ U"	6.7	Not Detected ~ U"
1,2-Dichlorobenzene	1.3	~~0.13 J~~ ~ U"	7.8	~~0.76 J~~ ~ U"
1,2,4-Trichlorobenzene	5.2	~~0.28 J~~ ~ U"	38	~~2.1 J~~ ~ U"
Hexachlorobutadiene	5.2	Not Detected	55	Not Detected

J = Estimated value.

Container Type: 1 Liter Summa Canister

Surrogates	%Recovery	Method Limits
Toluene-d8	106	70-130
1,2-Dichloroethane-d4	103	70-130
4-Bromofluorobenzene	97	70-130

Air Toxics LTD.
Laboratory Services Since 1989

Client Sample ID: VMP-7-13.5-020711

Lab ID#: 1102167A-15A

MODIFIED EPA METHOD TO-15 GC/MS FULL SCAN

File Name:	**6021145**	**Date of Collection:**	**2/7/11 11:25:00 AM**
Dil. Factor:	**2.47**	**Date of Analysis:**	**2/12/11 01:14 PM**

Compound	Rpt. Limit (ppbv)	Amount (ppbv)	Rpt. Limit (ug/m3)	Amount (ug/m3)
Freon 12	1.2	0.38 J	6.1	1.9 J
Freon 114	1.2	Not Detected	8.6	Not Detected
Chloromethane	4.9	Not Detected	10	Not Detected
Vinyl Chloride	1.2	Not Detected	3.2	Not Detected
1,3-Butadiene	1.2	Not Detected	2.7	Not Detected
Bromomethane	1.2	Not Detected	4.8	Not Detected
Chloroethane	1.2	Not Detected	3.2	Not Detected
Freon 11	1.2	Not Detected	6.9	Not Detected
Ethanol	4.9	Not Detected	9.3	Not Detected
Freon 113	1.2	Not Detected	9.5	Not Detected
1,1-Dichloroethene	1.2	Not Detected	4.9	Not Detected
Acetone	4.9	4.5 J	12	11 J
2-Propanol	4.9	3.5 J	12	8.6 J
Carbon Disulfide	1.2	Not Detected	3.8	Not Detected
3-Chloropropene	4.9	Not Detected	15	Not Detected
Methylene Chloride	1.2	Not Detected	4.3	Not Detected
Methyl tert-butyl ether	1.2	Not Detected	4.4	Not Detected
trans-1,2-Dichloroethene	1.2	Not Detected	4.9	Not Detected
Hexane	1.2	0.37 J	4.4	1.3 J
1,1-Dichloroethane	1.2	Not Detected	5.0	Not Detected
2-Butanone (Methyl Ethyl Ketone)	1.2	Not Detected	3.6	Not Detected
cis-1,2-Dichloroethene	1.2	Not Detected	4.9	Not Detected
Tetrahydrofuran	1.2	Not Detected	3.6	Not Detected
Chloroform	1.2	Not Detected	6.0	Not Detected
1,1,1-Trichloroethane	1.2	Not Detected	6.7	Not Detected
Cyclohexane	1.2	0.38 J	4.2	1.3 J
Carbon Tetrachloride	1.2	Not Detected	7.8	Not Detected
2,2,4-Trimethylpentane	1.2	7.3	5.8	34
Benzene	1.2	8.5	3.9	27
1,2-Dichloroethane	1.2	Not Detected	5.0	Not Detected
Heptane	1.2	0.27 J	5.1	1.1 J
Trichloroethene	1.2	0.43 J	6.6	2.3 J
1,2-Dichloropropane	1.2	Not Detected	5.7	Not Detected
1,4-Dioxane	4.9	Not Detected	18	Not Detected
Bromodichloromethane	1.2	Not Detected	8.3	Not Detected
cis-1,3-Dichloropropene	1.2	Not Detected	5.6	Not Detected
4-Methyl-2-pentanone	1.2	Not Detected	5.0	Not Detected
Toluene	1.2	Not Detected	4.6	Not Detected
trans-1,3-Dichloropropene	1.2	Not Detected	5.6	Not Detected
1,1,2-Trichloroethane	1.2	Not Detected	6.7	Not Detected
Tetrachloroethene	1.2	Not Detected	8.4	Not Detected

Air Toxics LTD.
Laboratory Services Since 1989

Client Sample ID: VMP-7-13.5-020711

Lab ID#: 1102167A-15A

MODIFIED EPA METHOD TO-15 GC/MS FULL SCAN

File Name:	**6021145**	**Date of Collection:**	**2/7/11 11:25:00 AM**
Dil. Factor:	**2.47**	**Date of Analysis:**	**2/12/11 01:14 PM**

Compound	Rpt. Limit (ppbv)	Amount (ppbv)	Rpt. Limit (ug/m3)	Amount (ug/m3)
2-Hexanone	4.9	Not Detected	20	Not Detected
Dibromochloromethane	1.2	Not Detected	10	Not Detected
1,2-Dibromoethane (EDB)	1.2	~~0.14 J~~ "U"	9.5	~~1.1 J~~ "U"
Chlorobenzene	1.2	Not Detected	5.7	Not Detected
Ethyl Benzene	1.2	Not Detected	5.4	Not Detected
m,p-Xylene	1.2	Not Detected	5.4	Not Detected
o-Xylene	1.2	Not Detected	5.4	Not Detected
Styrene	1.2	Not Detected	5.3	Not Detected
Bromoform	1.2	Not Detected	13	Not Detected
Cumene	1.2	Not Detected	6.1	Not Detected
1,1,2,2-Tetrachloroethane	1.2	Not Detected	8.5	Not Detected
Propylbenzene	1.2	Not Detected	6.1	Not Detected
4-Ethyltoluene	1.2	Not Detected	6.1	Not Detected
1,3,5-Trimethylbenzene	1.2	Not Detected	6.1	Not Detected
1,2,4-Trimethylbenzene	1.2	Not Detected	6.1	Not Detected
1,3-Dichlorobenzene	1.2	Not Detected	7.4	Not Detected
1,4-Dichlorobenzene	1.2	~~0.21 J~~ "U"	7.4	~~1.3 J~~ "U"
alpha-Chlorotoluene	1.2	Not Detected	6.4	Not Detected
1,2-Dichlorobenzene	1.2	~~0.18 J~~ "U"	7.4	~~0.95 J~~ "U"
1,2,4-Trichlorobenzene	4.9	~~0.29 J~~ "U"	37	~~2.2 J~~ "U"
Hexachlorobutadiene	4.9	Not Detected	53	Not Detected

J = Estimated value.

Container Type: 1 Liter Summa Canister

Surrogates	%Recovery	Method Limits
Toluene-d8	105	70-130
1,2-Dichloroethane-d4	100	70-130
4-Bromofluorobenzene	98	70-130

Air Toxics LTD.
Laboratory Services Since 1989

Client Sample ID: VMP-7-29.5-020711

Lab ID#: 1102167A-16A

MODIFIED EPA METHOD TO-15 GC/MS

File Name:	**b021217**	**Date of Collection:**	**2/7/11 12:38:00 PM**
Dil. Factor:	**129**	**Date of Analysis:**	**2/12/11 12:45 PM**

Compound	Rpt. Limit (ppbv)	Amount (ppbv)	Rpt. Limit (ug/m3)	Amount (ug/m3)
Freon 12	640	Not Detected	3200	Not Detected
Freon 114	640	Not Detected	4500	Not Detected
Chloromethane	2600	Not Detected	5300	Not Detected
Vinyl Chloride	640	Not Detected	1600	Not Detected
1,3-Butadiene	640	Not Detected	1400	Not Detected
Bromomethane	640	Not Detected	2500	Not Detected
Chloroethane	640	Not Detected	1700	Not Detected
Freon 11	640	Not Detected	3600	Not Detected
Ethanol	2600	Not Detected	4900	Not Detected
Freon 113	640	Not Detected	4900	Not Detected
1,1-Dichloroethene	640	Not Detected	2600	Not Detected
Acetone	2600	Not Detected	6100	Not Detected
2-Propanol	2600	Not Detected	6300	Not Detected
Carbon Disulfide	640	Not Detected	2000	Not Detected
3-Chloropropene	2600	Not Detected	8100	Not Detected
Methylene Chloride	640	Not Detected	2200	Not Detected
Methyl tert-butyl ether	640	Not Detected	2300	Not Detected
trans-1,2-Dichloroethene	640	Not Detected	2600	Not Detected
Hexane	640	90000	2300	320000
1,1-Dichloroethane	640	Not Detected	2600	Not Detected
2-Butanone (Methyl Ethyl Ketone)	640	Not Detected	1900	Not Detected
cis-1,2-Dichloroethene	640	Not Detected	2600	Not Detected
Tetrahydrofuran	640	Not Detected	1900	Not Detected
Chloroform	640	Not Detected	3100	Not Detected
1,1,1-Trichloroethane	640	Not Detected	3500	Not Detected
Cyclohexane	640	130000	2200	440000
Carbon Tetrachloride	640	Not Detected	4000	Not Detected
2,2,4-Trimethylpentane	640	230000	3000	1100000
Benzene	640	19000	2100	60000
1,2-Dichloroethane	640	Not Detected	2600	Not Detected
Heptane	640	85000	2600	350000
Trichloroethene	640	Not Detected	3500	Not Detected
1,2-Dichloropropane	640	Not Detected	3000	Not Detected
1,4-Dioxane	2600	Not Detected	9300	Not Detected
Bromodichloromethane	640	Not Detected	4300	Not Detected
cis-1,3-Dichloropropene	640	Not Detected	2900	Not Detected
4-Methyl-2-pentanone	640	Not Detected	2600	Not Detected
Toluene	640	Not Detected	2400	Not Detected
trans-1,3-Dichloropropene	640	Not Detected	2900	Not Detected
1,1,2-Trichloroethane	640	Not Detected	3500	Not Detected
Tetrachloroethene	640	Not Detected	4400	Not Detected

Air Toxics LTD.
Laboratory Services Since 1989

Client Sample ID: VMP-7-29.5-020711

Lab ID#: 1102167A-16A

MODIFIED EPA METHOD TO-15 GC/MS

File Name:	**b021217**	**Date of Collection: 2/7/11 12:38:00 PM**	
Dil. Factor:	**129**	**Date of Analysis: 2/12/11 12:45 PM**	

Compound	Rpt. Limit (ppbv)	Amount (ppbv)	Rpt. Limit (ug/m3)	Amount (ug/m3)
2-Hexanone	2600	Not Detected	10000	Not Detected
Dibromochloromethane	640	Not Detected	5500	Not Detected
1,2-Dibromoethane (EDB)	640	Not Detected	5000	Not Detected
Chlorobenzene	640	Not Detected	3000	Not Detected
Ethyl Benzene	640	Not Detected	2800	Not Detected
m,p-Xylene	640	420 J	2800	1800 J
o-Xylene	640	Not Detected	2800	Not Detected
Styrene	640	Not Detected	2700	Not Detected
Bromoform	640	Not Detected	6700	Not Detected
Cumene	640	2100	3200	10000
1,1,2,2-Tetrachloroethane	640	Not Detected	4400	Not Detected
Propylbenzene	640	2000	3200	9800
4-Ethyltoluene	640	160 J	3200	770 J
1,3,5-Trimethylbenzene	640	Not Detected	3200	Not Detected
1,2,4-Trimethylbenzene	640	Not Detected	3200	Not Detected
1,3-Dichlorobenzene	640	Not Detected	3900	Not Detected
1,4-Dichlorobenzene	640	Not Detected	3900	Not Detected
alpha-Chlorotoluene	640	Not Detected	3300	Not Detected
1,2-Dichlorobenzene	640	Not Detected	3900	Not Detected
1,2,4-Trichlorobenzene	2600	Not Detected	19000	Not Detected
Hexachlorobutadiene	2600	Not Detected	28000	Not Detected

J = Estimated value.

Container Type: 1 Liter Summa Canister

Surrogates	%Recovery	Method Limits
1,2-Dichloroethane-d4	120	70-130
Toluene-d8	103	70-130
4-Bromofluorobenzene	101	70-130

Air Toxics LTD.
Laboratory Services Since 1989

Client Sample ID: VMP-7-38-020711

Lab ID#: 1102167A-17A

MODIFIED EPA METHOD TO-15 GC/MS

File Name:	**b021222**	**Date of Collection:**	**2/7/11 3:40:00 AM**
Dil. Factor:	**173**	**Date of Analysis:**	**2/12/11 02:44 PM**

Compound	Rpt. Limit (ppbv)	Amount (ppbv)	Rpt. Limit (ug/m3)	Amount (ug/m3)
Freon 12	860	Not Detected	4300	Not Detected
Freon 114	860	Not Detected	6000	Not Detected
Chloromethane	3500	Not Detected	7100	Not Detected
Vinyl Chloride	860	Not Detected	2200	Not Detected
1,3-Butadiene	860	Not Detected	1900	Not Detected
Bromomethane	860	Not Detected	3400	Not Detected
Chloroethane	860	Not Detected	2300	Not Detected
Freon 11	860	Not Detected	4900	Not Detected
Ethanol	3500	Not Detected	6500	Not Detected
Freon 113	860	Not Detected	6600	Not Detected
1,1-Dichloroethene	860	Not Detected	3400	Not Detected
Acetone	3500	780 J	8200	1800 J
2-Propanol	3500	Not Detected	8500	Not Detected
Carbon Disulfide	860	Not Detected	2700	Not Detected
3-Chloropropene	3500	Not Detected	11000	Not Detected
Methylene Chloride	860	Not Detected	3000	Not Detected
Methyl tert-butyl ether	860	Not Detected	3100	Not Detected
trans-1,2-Dichloroethene	860	Not Detected	3400	Not Detected
Hexane	860	78000	3000	280000
1,1-Dichloroethane	860	Not Detected	3500	Not Detected
2-Butanone (Methyl Ethyl Ketone)	860	Not Detected	2600	Not Detected
cis-1,2-Dichloroethene	860	Not Detected	3400	Not Detected
Tetrahydrofuran	860	Not Detected	2600	Not Detected
Chloroform	860	Not Detected	4200	Not Detected
1,1,1-Trichloroethane	860	Not Detected	4700	Not Detected
Cyclohexane	860	110000	3000	390000
Carbon Tetrachloride	860	Not Detected	5400	Not Detected
2,2,4-Trimethylpentane	860	200000	4000	920000
Benzene	860	18000	2800	57000
1,2-Dichloroethane	860	Not Detected	3500	Not Detected
Heptane	860	51000	3500	210000
Trichloroethene	860	Not Detected	4600	Not Detected
1,2-Dichloropropane	860	Not Detected	4000	Not Detected
1,4-Dioxane	3500	Not Detected	12000	Not Detected
Bromodichloromethane	860	Not Detected	5800	Not Detected
cis-1,3-Dichloropropene	860	Not Detected	3900	Not Detected
4-Methyl-2-pentanone	860	Not Detected	3500	Not Detected
Toluene	860	Not Detected	3200	Not Detected
trans-1,3-Dichloropropene	860	Not Detected	3900	Not Detected
1,1,2-Trichloroethane	860	Not Detected	4700	Not Detected
Tetrachloroethene	860	Not Detected	5900	Not Detected

Air Toxics LTD.
Laboratory Services Since 1989

Client Sample ID: VMP-7-38-020711

Lab ID#: 1102167A-17A

MODIFIED EPA METHOD TO-15 GC/MS

File Name:	**b021222**	**Date of Collection:**	**2/7/11 3:40:00 AM**
Dil. Factor:	**173**	**Date of Analysis:**	**2/12/11 02:44 PM**

Compound	Rpt. Limit (ppbv)	Amount (ppbv)	Rpt. Limit (ug/m3)	Amount (ug/m3)
2-Hexanone	3500	Not Detected	14000	Not Detected
Dibromochloromethane	860	Not Detected	7400	Not Detected
1,2-Dibromoethane (EDB)	860	Not Detected	6600	Not Detected
Chlorobenzene	860	Not Detected	4000	Not Detected
Ethyl Benzene	860	Not Detected	3800	Not Detected
m,p-Xylene	860	260 J	3800	1100 J
o-Xylene	860	Not Detected	3800	Not Detected
Styrene	860	Not Detected	3700	Not Detected
Bromoform	860	Not Detected	8900	Not Detected
Cumene	860	1400	4200	6800
1,1,2,2-Tetrachloroethane	860	Not Detected	5900	Not Detected
Propylbenzene	860	950	4200	4600
4-Ethyltoluene	860	Not Detected	4200	Not Detected
1,3,5-Trimethylbenzene	860	Not Detected	4200	Not Detected
1,2,4-Trimethylbenzene	860	Not Detected	4200	Not Detected
1,3-Dichlorobenzene	860	Not Detected	5200	Not Detected
1,4-Dichlorobenzene	860	Not Detected	5200	Not Detected
alpha-Chlorotoluene	860	Not Detected	4500	Not Detected
1,2-Dichlorobenzene	860	Not Detected	5200	Not Detected
1,2,4-Trichlorobenzene	3500	Not Detected	26000	Not Detected
Hexachlorobutadiene	3500	Not Detected	37000	Not Detected

J = Estimated value.

Container Type: 1 Liter Summa Canister

Surrogates	%Recovery	Method Limits
1,2-Dichloroethane-d4	114	70-130
Toluene-d8	104	70-130
4-Bromofluorobenzene	99	70-130

Air Toxics LTD.
Laboratory Services Since 1989

Client Sample ID: VMP-9-5-020811

Lab ID#: 1102167A-18A

MODIFIED EPA METHOD TO-15 GC/MS FULL SCAN

File Name:	**6021146**	**Date of Collection:**	**2/8/11 1:40:00 PM**
Dil. Factor:	**2.20**	**Date of Analysis:**	**2/12/11 01:33 PM**

Compound	Rpt. Limit (ppbv)	Amount (ppbv)	Rpt. Limit (ug/m3)	Amount (ug/m3)
Freon 12	1.1	0.56 J	5.4	2.8 J
Freon 114	1.1	Not Detected	7.7	Not Detected
Chloromethane	4.4	Not Detected	9.1	Not Detected
Vinyl Chloride	1.1	Not Detected	2.8	Not Detected
1,3-Butadiene	1.1	Not Detected	2.4	Not Detected
Bromomethane	1.1	Not Detected	4.3	Not Detected
Chloroethane	1.1	Not Detected	2.9	Not Detected
Freon 11	1.1	0.20 J	6.2	1.1 J
Ethanol	4.4	Not Detected	8.3	Not Detected
Freon 113	1.1	Not Detected	8.4	Not Detected
1,1-Dichloroethene	1.1	Not Detected	4.4	Not Detected
Acetone	4.4	5.6	10	13
2-Propanol	4.4	0.87 J	11	2.1 J
Carbon Disulfide	1.1	Not Detected	3.4	Not Detected
3-Chloropropene	4.4	Not Detected	14	Not Detected
Methylene Chloride	1.1	0.37 J	3.8	1.3 J
Methyl tert-butyl ether	1.1	Not Detected	4.0	Not Detected
trans-1,2-Dichloroethene	1.1	Not Detected	4.4	Not Detected
Hexane	1.1	Not Detected	3.9	Not Detected
1,1-Dichloroethane	1.1	Not Detected	4.4	Not Detected
2-Butanone (Methyl Ethyl Ketone)	1.1	0.51 J	3.2	1.5 J
cis-1,2-Dichloroethene	1.1	Not Detected	4.4	Not Detected
Tetrahydrofuran	1.1	Not Detected	3.2	Not Detected
Chloroform	1.1	Not Detected	5.4	Not Detected
1,1,1-Trichloroethane	1.1	Not Detected	6.0	Not Detected
Cyclohexane	1.1	0.28 J	3.8	0.97 J
Carbon Tetrachloride	1.1	Not Detected	6.9	Not Detected
2,2,4-Trimethylpentane	1.1	0.43 J	5.1	2.0 J
Benzene	1.1	Not Detected	3.5	Not Detected
1,2-Dichloroethane	1.1	Not Detected	4.4	Not Detected
Heptane	1.1	Not Detected	4.5	Not Detected
Trichloroethene	1.1	0.25 J	5.9	1.4 J
1,2-Dichloropropane	1.1	Not Detected	5.1	Not Detected
1,4-Dioxane	4.4	Not Detected	16	Not Detected
Bromodichloromethane	1.1	Not Detected	7.4	Not Detected
cis-1,3-Dichloropropene	1.1	Not Detected	5.0	Not Detected
4-Methyl-2-pentanone	1.1	Not Detected	4.5	Not Detected
Toluene	1.1	0.92 J	4.1	3.5 J
trans-1,3-Dichloropropene	1.1	Not Detected	5.0	Not Detected
1,1,2-Trichloroethane	1.1	Not Detected	6.0	Not Detected
Tetrachloroethene	1.1	0.15 J	7.5	1.0 J

Air Toxics LTD.
Laboratory Services Since 1989

Client Sample ID: VMP-9-5-020811

Lab ID#: 1102167A-18A

MODIFIED EPA METHOD TO-15 GC/MS FULL SCAN

File Name:	**6021146**	**Date of Collection:**	**2/8/11 1:40:00 PM**
Dil. Factor:	**2.20**	**Date of Analysis:**	**2/12/11 01:33 PM**

Compound	Rpt. Limit (ppbv)	Amount (ppbv)	Rpt. Limit (ug/m3)	Amount (ug/m3)
2-Hexanone	4.4	Not Detected	18	Not Detected
Dibromochloromethane	1.1	Not Detected	9.4	Not Detected
1,2-Dibromoethane (EDB)	1.1	Not Detected	8.4	Not Detected
Chlorobenzene	1.1	Not Detected	5.1	Not Detected
Ethyl Benzene	1.1	Not Detected	4.8	Not Detected
m,p-Xylene	1.1	Not Detected	4.8	Not Detected
o-Xylene	1.1	Not Detected	4.8	Not Detected
Styrene	1.1	Not Detected	4.7	Not Detected
Bromoform	1.1	Not Detected	11	Not Detected
Cumene	1.1	Not Detected	5.4	Not Detected
1,1,2,2-Tetrachloroethane	1.1	Not Detected	7.6	Not Detected
Propylbenzene	1.1	Not Detected	5.4	Not Detected
4-Ethyltoluene	1.1	Not Detected	5.4	Not Detected
1,3,5-Trimethylbenzene	1.1	Not Detected	5.4	Not Detected
1,2,4-Trimethylbenzene	1.1	Not Detected	5.4	Not Detected
1,3-Dichlorobenzene	1.1	Not Detected	6.6	Not Detected
1,4-Dichlorobenzene	1.1	~~0.13 J~~ "U"	6.6	~~0.79 J~~ "U"
alpha-Chlorotoluene	1.1	Not Detected	5.7	Not Detected
1,2-Dichlorobenzene	1.1	~~0.097 J~~ "U"	6.6	~~0.58 J~~ "U"
1,2,4-Trichlorobenzene	4.4	~~0.28 J~~ "U"	33	~~2.1 J~~ "U"
Hexachlorobutadiene	4.4	Not Detected	47	Not Detected

J = Estimated value.

Container Type: 1 Liter Summa Canister

Surrogates	%Recovery	Method Limits
Toluene-d8	102	70-130
1,2-Dichloroethane-d4	97	70-130
4-Bromofluorobenzene	94	70-130

Air Toxics LTD.
Laboratory Services Since 1989

Client Sample ID: VMP-3-10-020811

Lab ID#: 1102167A-19A

MODIFIED EPA METHOD TO-15 GC/MS

File Name:	**b021223**	**Date of Collection:**	**2/8/11 2:45:00 PM**
Dil. Factor:	**388**	**Date of Analysis:**	**2/12/11 03:11 PM**

Compound	Rpt. Limit (ppbv)	Amount (ppbv)	Rpt. Limit (ug/m3)	Amount (ug/m3)
Freon 12	1900	Not Detected	9600	Not Detected
Freon 114	1900	Not Detected	14000	Not Detected
Chloromethane	7800	Not Detected	16000	Not Detected
Vinyl Chloride	1900	Not Detected	5000	Not Detected
1,3-Butadiene	1900	Not Detected	4300	Not Detected
Bromomethane	1900	Not Detected	7500	Not Detected
Chloroethane	1900	Not Detected	5100	Not Detected
Freon 11	1900	Not Detected	11000	Not Detected
Ethanol	7800	Not Detected	15000	Not Detected
Freon 113	1900	Not Detected	15000	Not Detected
1,1-Dichloroethene	1900	Not Detected	7700	Not Detected
Acetone	7800	2800 J	18000	6700 J
2-Propanol	7800	Not Detected	19000	Not Detected
Carbon Disulfide	1900	Not Detected	6000	Not Detected
3-Chloropropene	7800	Not Detected	24000	Not Detected
Methylene Chloride	1900	Not Detected	6700	Not Detected
Methyl tert-butyl ether	1900	Not Detected	7000	Not Detected
trans-1,2-Dichloroethene	1900	Not Detected	7700	Not Detected
Hexane	1900	200000	6800	690000
1,1-Dichloroethane	1900	Not Detected	7800	Not Detected
2-Butanone (Methyl Ethyl Ketone)	1900	Not Detected	5700	Not Detected
cis-1,2-Dichloroethene	1900	Not Detected	7700	Not Detected
Tetrahydrofuran	1900	Not Detected	5700	Not Detected
Chloroform	1900	Not Detected	9500	Not Detected
1,1,1-Trichloroethane	1900	Not Detected	10000	Not Detected
Cyclohexane	1900	270000	6700	930000
Carbon Tetrachloride	1900	Not Detected	12000	Not Detected
2,2,4-Trimethylpentane	1900	720000	9100	3300000
Benzene	1900	4000	6200	13000
1,2-Dichloroethane	1900	Not Detected	7800	Not Detected
Heptane	1900	Not Detected	8000	Not Detected
Trichloroethene	1900	Not Detected	10000	Not Detected
1,2-Dichloropropane	1900	Not Detected	9000	Not Detected
1,4-Dioxane	7800	Not Detected	28000	Not Detected
Bromodichloromethane	1900	Not Detected	13000	Not Detected
cis-1,3-Dichloropropene	1900	Not Detected	8800	Not Detected
4-Methyl-2-pentanone	1900	Not Detected	7900	Not Detected
Toluene	1900	Not Detected	7300	Not Detected
trans-1,3-Dichloropropene	1900	Not Detected	8800	Not Detected
1,1,2-Trichloroethane	1900	Not Detected	10000	Not Detected
Tetrachloroethene	1900	Not Detected	13000	Not Detected

Air Toxics LTD.
Laboratory Services Since 1989

Client Sample ID: VMP-3-10-020811

Lab ID#: 1102167A-19A

MODIFIED EPA METHOD TO-15 GC/MS

File Name:	**b021223**	**Date of Collection: 2/8/11 2:45:00 PM**	
Dil. Factor:	**388**	**Date of Analysis: 2/12/11 03:11 PM**	

Compound	Rpt. Limit (ppbv)	Amount (ppbv)	Rpt. Limit (ug/m3)	Amount (ug/m3)
2-Hexanone	7800	Not Detected	32000	Not Detected
Dibromochloromethane	1900	Not Detected	16000	Not Detected
1,2-Dibromoethane (EDB)	1900	Not Detected	15000	Not Detected
Chlorobenzene	1900	Not Detected	8900	Not Detected
Ethyl Benzene	1900	Not Detected	8400	Not Detected
m,p-Xylene	1900	Not Detected	8400	Not Detected
o-Xylene	1900	Not Detected	8400	Not Detected
Styrene	1900	Not Detected	8300	Not Detected
Bromoform	1900	Not Detected	20000	Not Detected
Cumene	1900	Not Detected	9500	Not Detected
1,1,2,2-Tetrachloroethane	1900	Not Detected	13000	Not Detected
Propylbenzene	1900	Not Detected	9500	Not Detected
4-Ethyltoluene	1900	Not Detected	9500	Not Detected
1,3,5-Trimethylbenzene	1900	Not Detected	9500	Not Detected
1,2,4-Trimethylbenzene	1900	Not Detected	9500	Not Detected
1,3-Dichlorobenzene	1900	Not Detected	12000	Not Detected
1,4-Dichlorobenzene	1900	Not Detected	12000	Not Detected
alpha-Chlorotoluene	1900	Not Detected	10000	Not Detected
1,2-Dichlorobenzene	1900	Not Detected	12000	Not Detected
1,2,4-Trichlorobenzene	7800	Not Detected	58000	Not Detected
Hexachlorobutadiene	7800	Not Detected	83000	Not Detected

J = Estimated value.

Container Type: 1 Liter Summa Canister

Surrogates	%Recovery	Method Limits
1,2-Dichloroethane-d4	110	70-130
Toluene-d8	102	70-130
4-Bromofluorobenzene	103	70-130

Air Toxics LTD.
Laboratory Services Since 1989

Client Sample ID: VMP-3-22-020811

Lab ID#: 1102167A-20A

MODIFIED EPA METHOD TO-15 GC/MS

File Name:	**b021226**	**Date of Collection:**	**2/8/11 1:24:00 PM**
Dil. Factor:	**458**	**Date of Analysis:**	**2/12/11 05:10 PM**

Compound	Rpt. Limit (ppbv)	Amount (ppbv)	Rpt. Limit (ug/m3)	Amount (ug/m3)
Freon 12	2300	Not Detected	11000	Not Detected
Freon 114	2300	Not Detected	16000	Not Detected
Chloromethane	9200	Not Detected	19000	Not Detected
Vinyl Chloride	2300	Not Detected	5800	Not Detected
1,3-Butadiene	2300	Not Detected	5100	Not Detected
Bromomethane	2300	Not Detected	8900	Not Detected
Chloroethane	2300	Not Detected	6000	Not Detected
Freon 11	2300	Not Detected	13000	Not Detected
Ethanol	9200	Not Detected	17000	Not Detected
Freon 113	2300	Not Detected	18000	Not Detected
1,1-Dichloroethene	2300	Not Detected	9100	Not Detected
Acetone	9200	5700 J	22000	14000 J
2-Propanol	9200	Not Detected	22000	Not Detected
Carbon Disulfide	2300	Not Detected	7100	Not Detected
3-Chloropropene	9200	Not Detected	29000	Not Detected
Methylene Chloride	2300	Not Detected	8000	Not Detected
Methyl tert-butyl ether	2300	Not Detected	8200	Not Detected
trans-1,2-Dichloroethene	2300	Not Detected	9100	Not Detected
Hexane	2300	400000	8100	1400000
1,1-Dichloroethane	2300	Not Detected	9300	Not Detected
2-Butanone (Methyl Ethyl Ketone)	2300	Not Detected	6800	Not Detected
cis-1,2-Dichloroethene	2300	Not Detected	9100	Not Detected
Tetrahydrofuran	2300	Not Detected	6800	Not Detected
Chloroform	2300	Not Detected	11000	Not Detected
1,1,1-Trichloroethane	2300	Not Detected	12000	Not Detected
Cyclohexane	2300	260000	7900	890000
Carbon Tetrachloride	2300	Not Detected	14000	Not Detected
2,2,4-Trimethylpentane	2300	620000	11000	2900000
Benzene	2300	8200	7300	26000
1,2-Dichloroethane	2300	Not Detected	9300	Not Detected
Heptane	2300	Not Detected	9400	Not Detected
Trichloroethene	2300	Not Detected	12000	Not Detected
1,2-Dichloropropane	2300	Not Detected	10000	Not Detected
1,4-Dioxane	9200	Not Detected	33000	Not Detected
Bromodichloromethane	2300	Not Detected	15000	Not Detected
cis-1,3-Dichloropropene	2300	Not Detected	10000	Not Detected
4-Methyl-2-pentanone	2300	Not Detected	9400	Not Detected
Toluene	2300	1100 J	8600	4300 J
trans-1,3-Dichloropropene	2300	Not Detected	10000	Not Detected
1,1,2-Trichloroethane	2300	Not Detected	12000	Not Detected
Tetrachloroethene	2300	Not Detected	16000	Not Detected

Air Toxics LTD.
Laboratory Services Since 1989

Client Sample ID: VMP-3-22-020811

Lab ID#: 1102167A-20A

MODIFIED EPA METHOD TO-15 GC/MS

File Name:	**b021226**	**Date of Collection:**	**2/8/11 1:24:00 PM**
Dil. Factor:	**458**	**Date of Analysis:**	**2/12/11 05:10 PM**

Compound	Rpt. Limit (ppbv)	Amount (ppbv)	Rpt. Limit (ug/m3)	Amount (ug/m3)
2-Hexanone	9200	Not Detected	38000	Not Detected
Dibromochloromethane	2300	Not Detected	20000	Not Detected
1,2-Dibromoethane (EDB)	2300	Not Detected	18000	Not Detected
Chlorobenzene	2300	Not Detected	10000	Not Detected
Ethyl Benzene	2300	840 J	9900	3600 J
m,p-Xylene	2300	1700 J	9900	7600 J
o-Xylene	2300	Not Detected	9900	Not Detected
Styrene	2300	Not Detected	9800	Not Detected
Bromoform	2300	Not Detected	24000	Not Detected
Cumene	2300	2000 J	11000	9900 J
1,1,2,2-Tetrachloroethane	2300	Not Detected	16000	Not Detected
Propylbenzene	2300	4000	11000	20000
4-Ethyltoluene	2300	Not Detected	11000	Not Detected
1,3,5-Trimethylbenzene	2300	Not Detected	11000	Not Detected
1,2,4-Trimethylbenzene	2300	Not Detected	11000	Not Detected
1,3-Dichlorobenzene	2300	Not Detected	14000	Not Detected
1,4-Dichlorobenzene	2300	Not Detected	14000	Not Detected
alpha-Chlorotoluene	2300	Not Detected	12000	Not Detected
1,2-Dichlorobenzene	2300	Not Detected	14000	Not Detected
1,2,4-Trichlorobenzene	9200	Not Detected	68000	Not Detected
Hexachlorobutadiene	9200	Not Detected	98000	Not Detected

J = Estimated value.

Container Type: 1 Liter Summa Canister

Surrogates	%Recovery	Method Limits
1,2-Dichloroethane-d4	109	70-130
Toluene-d8	100	70-130
4-Bromofluorobenzene	101	70-130

Air Toxics LTD.
Laboratory Services Since 1989

Client Sample ID: Lab Blank

Lab ID#: 1102167A-21A

MODIFIED EPA METHOD TO-15 GC/MS FULL SCAN

File Name:	**6021137a**	**Date of Collection: NA**	
Dil. Factor:	**1.00**	**Date of Analysis: 2/12/11 10:11 AM**	

Compound	Rpt. Limit (ppbv)	Amount (ppbv)	Rpt. Limit (ug/m3)	Amount (ug/m3)
Freon 12	0.50	Not Detected	2.5	Not Detected
Freon 114	0.50	Not Detected	3.5	Not Detected
Chloromethane	2.0	Not Detected	4.1	Not Detected
Vinyl Chloride	0.50	Not Detected	1.3	Not Detected
1,3-Butadiene	0.50	Not Detected	1.1	Not Detected
Bromomethane	0.50	Not Detected	1.9	Not Detected
Chloroethane	0.50	Not Detected	1.3	Not Detected
Freon 11	0.50	Not Detected	2.8	Not Detected
Ethanol	2.0	Not Detected	3.8	Not Detected
Freon 113	0.50	Not Detected	3.8	Not Detected
1,1-Dichloroethene	0.50	Not Detected	2.0	Not Detected
Acetone	2.0	Not Detected	4.8	Not Detected
2-Propanol	2.0	Not Detected	4.9	Not Detected
Carbon Disulfide	0.50	0.12 J	1.6	0.38 J
3-Chloropropene	2.0	Not Detected	6.3	Not Detected
Methylene Chloride	0.50	Not Detected	1.7	Not Detected
Methyl tert-butyl ether	0.50	Not Detected	1.8	Not Detected
trans-1,2-Dichloroethene	0.50	Not Detected	2.0	Not Detected
Hexane	0.50	Not Detected	1.8	Not Detected
1,1-Dichloroethane	0.50	Not Detected	2.0	Not Detected
2-Butanone (Methyl Ethyl Ketone)	0.50	Not Detected	1.5	Not Detected
cis-1,2-Dichloroethene	0.50	Not Detected	2.0	Not Detected
Tetrahydrofuran	0.50	Not Detected	1.5	Not Detected
Chloroform	0.50	Not Detected	2.4	Not Detected
1,1,1-Trichloroethane	0.50	Not Detected	2.7	Not Detected
Cyclohexane	0.50	Not Detected	1.7	Not Detected
Carbon Tetrachloride	0.50	Not Detected	3.1	Not Detected
2,2,4-Trimethylpentane	0.50	Not Detected	2.3	Not Detected
Benzene	0.50	Not Detected	1.6	Not Detected
1,2-Dichloroethane	0.50	Not Detected	2.0	Not Detected
Heptane	0.50	Not Detected	2.0	Not Detected
Trichloroethene	0.50	Not Detected	2.7	Not Detected
1,2-Dichloropropane	0.50	Not Detected	2.3	Not Detected
1,4-Dioxane	2.0	Not Detected	7.2	Not Detected
Bromodichloromethane	0.50	Not Detected	3.4	Not Detected
cis-1,3-Dichloropropene	0.50	Not Detected	2.3	Not Detected
4-Methyl-2-pentanone	0.50	Not Detected	2.0	Not Detected
Toluene	0.50	Not Detected	1.9	Not Detected
trans-1,3-Dichloropropene	0.50	Not Detected	2.3	Not Detected
1,1,2-Trichloroethane	0.50	Not Detected	2.7	Not Detected
Tetrachloroethene	0.50	Not Detected	3.4	Not Detected

Air Toxics LTD.
Laboratory Services Since 1989

Client Sample ID: Lab Blank

Lab ID#: 1102167A-21A

MODIFIED EPA METHOD TO-15 GC/MS FULL SCAN

File Name:	**6021137a**	**Date of Collection: NA**	
Dil. Factor:	**1.00**	**Date of Analysis: 2/12/11 10:11 AM**	

Compound	Rpt. Limit (ppbv)	Amount (ppbv)	Rpt. Limit (ug/m3)	Amount (ug/m3)
2-Hexanone	2.0	Not Detected	8.2	Not Detected
Dibromochloromethane	0.50	Not Detected	4.2	Not Detected
1,2-Dibromoethane (EDB)	0.50	0.092 J	3.8	0.70 J
Chlorobenzene	0.50	0.069 J	2.3	0.32 J
Ethyl Benzene	0.50	Not Detected	2.2	Not Detected
m,p-Xylene	0.50	Not Detected	2.2	Not Detected
o-Xylene	0.50	Not Detected	2.2	Not Detected
Styrene	0.50	Not Detected	2.1	Not Detected
Bromoform	0.50	Not Detected	5.2	Not Detected
Cumene	0.50	Not Detected	2.4	Not Detected
1,1,2,2-Tetrachloroethane	0.50	0.093 J	3.4	0.64 J
Propylbenzene	0.50	0.056 J	2.4	0.28 J
4-Ethyltoluene	0.50	Not Detected	2.4	Not Detected
1,3,5-Trimethylbenzene	0.50	Not Detected	2.4	Not Detected
1,2,4-Trimethylbenzene	0.50	Not Detected	2.4	Not Detected
1,3-Dichlorobenzene	0.50	0.21 J	3.0	1.2 J
1,4-Dichlorobenzene	0.50	0.20 J	3.0	1.2 J
alpha-Chlorotoluene	0.50	0.14 J	2.6	0.75 J
1,2-Dichlorobenzene	0.50	0.21 J	3.0	1.2 J
1,2,4-Trichlorobenzene	2.0	0.84 J	15	6.2 J
Hexachlorobutadiene	2.0	0.88 J	21	9.4 J

J = Estimated value.

Container Type: NA - Not Applicable

Surrogates	%Recovery	Method Limits
Toluene-d8	99	70-130
1,2-Dichloroethane-d4	101	70-130
4-Bromofluorobenzene	101	70-130

Air Toxics LTD.
Laboratory Services Since 1989

Client Sample ID: Lab Blank

Lab ID#: 1102167A-21B

MODIFIED EPA METHOD TO-15 GC/MS

File Name:	**b021207c**	**Date of Collection: NA**	
Dil. Factor:	**1.00**	**Date of Analysis: 2/12/11 01:30 AM**	

Compound	Rpt. Limit (ppbv)	Amount (ppbv)	Rpt. Limit (ug/m3)	Amount (ug/m3)
Freon 12	5.0	Not Detected	25	Not Detected
Freon 114	5.0	Not Detected	35	Not Detected
Chloromethane	20	Not Detected	41	Not Detected
Vinyl Chloride	5.0	Not Detected	13	Not Detected
1,3-Butadiene	5.0	Not Detected	11	Not Detected
Bromomethane	5.0	Not Detected	19	Not Detected
Chloroethane	5.0	Not Detected	13	Not Detected
Freon 11	5.0	Not Detected	28	Not Detected
Ethanol	20	Not Detected	38	Not Detected
Freon 113	5.0	Not Detected	38	Not Detected
1,1-Dichloroethene	5.0	Not Detected	20	Not Detected
Acetone	20	Not Detected	48	Not Detected
2-Propanol	20	Not Detected	49	Not Detected
Carbon Disulfide	5.0	Not Detected	16	Not Detected
3-Chloropropene	20	Not Detected	63	Not Detected
Methylene Chloride	5.0	Not Detected	17	Not Detected
Methyl tert-butyl ether	5.0	Not Detected	18	Not Detected
trans-1,2-Dichloroethene	5.0	Not Detected	20	Not Detected
Hexane	5.0	Not Detected	18	Not Detected
1,1-Dichloroethane	5.0	Not Detected	20	Not Detected
2-Butanone (Methyl Ethyl Ketone)	5.0	Not Detected	15	Not Detected
cis-1,2-Dichloroethene	5.0	Not Detected	20	Not Detected
Tetrahydrofuran	5.0	Not Detected	15	Not Detected
Chloroform	5.0	Not Detected	24	Not Detected
1,1,1-Trichloroethane	5.0	Not Detected	27	Not Detected
Cyclohexane	5.0	Not Detected	17	Not Detected
Carbon Tetrachloride	5.0	Not Detected	31	Not Detected
2,2,4-Trimethylpentane	5.0	Not Detected	23	Not Detected
Benzene	5.0	Not Detected	16	Not Detected
1,2-Dichloroethane	5.0	Not Detected	20	Not Detected
Heptane	5.0	Not Detected	20	Not Detected
Trichloroethene	5.0	Not Detected	27	Not Detected
1,2-Dichloropropane	5.0	Not Detected	23	Not Detected
1,4-Dioxane	20	Not Detected	72	Not Detected
Bromodichloromethane	5.0	Not Detected	34	Not Detected
cis-1,3-Dichloropropene	5.0	Not Detected	23	Not Detected
4-Methyl-2-pentanone	5.0	Not Detected	20	Not Detected
Toluene	5.0	Not Detected	19	Not Detected
trans-1,3-Dichloropropene	5.0	Not Detected	23	Not Detected
1,1,2-Trichloroethane	5.0	Not Detected	27	Not Detected
Tetrachloroethene	5.0	Not Detected	34	Not Detected

Air Toxics LTD.
Laboratory Services Since 1989

Client Sample ID: Lab Blank

Lab ID#: 1102167A-21B

MODIFIED EPA METHOD TO-15 GC/MS

File Name:	**b021207c**	**Date of Collection: NA**	
Dil. Factor:	**1.00**	**Date of Analysis: 2/12/11 01:30 AM**	

Compound	Rpt. Limit (ppbv)	Amount (ppbv)	Rpt. Limit (ug/m3)	Amount (ug/m3)
2-Hexanone	20	Not Detected	82	Not Detected
Dibromochloromethane	5.0	Not Detected	42	Not Detected
1,2-Dibromoethane (EDB)	5.0	Not Detected	38	Not Detected
Chlorobenzene	5.0	Not Detected	23	Not Detected
Ethyl Benzene	5.0	Not Detected	22	Not Detected
m,p-Xylene	5.0	Not Detected	22	Not Detected
o-Xylene	5.0	Not Detected	22	Not Detected
Styrene	5.0	Not Detected	21	Not Detected
Bromoform	5.0	Not Detected	52	Not Detected
Cumene	5.0	Not Detected	24	Not Detected
1,1,2,2-Tetrachloroethane	5.0	Not Detected	34	Not Detected
Propylbenzene	5.0	Not Detected	24	Not Detected
4-Ethyltoluene	5.0	Not Detected	24	Not Detected
1,3,5-Trimethylbenzene	5.0	Not Detected	24	Not Detected
1,2,4-Trimethylbenzene	5.0	Not Detected	24	Not Detected
1,3-Dichlorobenzene	5.0	Not Detected	30	Not Detected
1,4-Dichlorobenzene	5.0	Not Detected	30	Not Detected
alpha-Chlorotoluene	5.0	Not Detected	26	Not Detected
1,2-Dichlorobenzene	5.0	Not Detected	30	Not Detected
1,2,4-Trichlorobenzene	20	Not Detected	150	Not Detected
Hexachlorobutadiene	20	Not Detected	210	Not Detected

Container Type: NA - Not Applicable

Surrogates	%Recovery	Method Limits
1,2-Dichloroethane-d4	101	70-130
Toluene-d8	100	70-130
4-Bromofluorobenzene	100	70-130

Air Toxics LTD.
Laboratory Services Since 1989

Client Sample ID: CCV

Lab ID#: 1102167A-22A

MODIFIED EPA METHOD TO-15 GC/MS FULL SCAN

File Name:	**6021134**	**Date of Collection: NA**	
Dil. Factor:	**1.00**	**Date of Analysis: 2/12/11 08:50 AM**	

Compound	%Recovery
Freon 12	98
Freon 114	98
Chloromethane	75
Vinyl Chloride	90
1,3-Butadiene	92
Bromomethane	92
Chloroethane	90
Freon 11	98
Ethanol	88
Freon 113	97
1,1-Dichloroethene	86
Acetone	91
2-Propanol	87
Carbon Disulfide	74
3-Chloropropene	82
Methylene Chloride	86
Methyl tert-butyl ether	84
trans-1,2-Dichloroethene	77
Hexane	92
1,1-Dichloroethane	97
2-Butanone (Methyl Ethyl Ketone)	91
cis-1,2-Dichloroethene	97
Tetrahydrofuran	95
Chloroform	104
1,1,1-Trichloroethane	100
Cyclohexane	95
Carbon Tetrachloride	101
2,2,4-Trimethylpentane	100
Benzene	100
1,2-Dichloroethane	104
Heptane	107
Trichloroethene	104
1,2-Dichloropropane	100
1,4-Dioxane	106
Bromodichloromethane	111
cis-1,3-Dichloropropene	102
4-Methyl-2-pentanone	106
Toluene	111
trans-1,3-Dichloropropene	93
1,1,2-Trichloroethane	106
Tetrachloroethene	105

Air Toxics LTD.
Laboratory Services Since 1989

Client Sample ID: CCV

Lab ID#: 1102167A-22A

MODIFIED EPA METHOD TO-15 GC/MS FULL SCAN

File Name:	**6021134**	**Date of Collection: NA**	
Dil. Factor:	**1.00**	**Date of Analysis: 2/12/11 08:50 AM**	

Compound	%Recovery
2-Hexanone	96
Dibromochloromethane	113
1,2-Dibromoethane (EDB)	100
Chlorobenzene	104
Ethyl Benzene	107
m,p-Xylene	107
o-Xylene	109
Styrene	110
Bromoform	116
Cumene	105
1,1,2,2-Tetrachloroethane	105
Propylbenzene	106
4-Ethyltoluene	119
1,3,5-Trimethylbenzene	109
1,2,4-Trimethylbenzene	109
1,3-Dichlorobenzene	110
1,4-Dichlorobenzene	106
alpha-Chlorotoluene	115
1,2-Dichlorobenzene	111
1,2,4-Trichlorobenzene	83
Hexachlorobutadiene	90

Container Type: NA - Not Applicable

Surrogates	%Recovery	Method Limits
Toluene-d8	110	70-130
1,2-Dichloroethane-d4	93	70-130
4-Bromofluorobenzene	106	70-130

Air Toxics LTD.
Laboratory Services Since 1989

Client Sample ID: CCV

Lab ID#: 1102167A-22B

MODIFIED EPA METHOD TO-15 GC/MS

File Name:	**b021202**	**Date of Collection: NA**	
Dil. Factor:	**1.00**	**Date of Analysis: 2/11/11 10:25 PM**	

Compound	%Recovery
Freon 12	112
Freon 114	108
Chloromethane	105
Vinyl Chloride	105
1,3-Butadiene	104
Bromomethane	104
Chloroethane	102
Freon 11	106
Ethanol	103
Freon 113	106
1,1-Dichloroethene	103
Acetone	103
2-Propanol	95
Carbon Disulfide	99
3-Chloropropene	91
Methylene Chloride	102
Methyl tert-butyl ether	94
trans-1,2-Dichloroethene	101
Hexane	101
1,1-Dichloroethane	103
2-Butanone (Methyl Ethyl Ketone)	107
cis-1,2-Dichloroethene	102
Tetrahydrofuran	102
Chloroform	104
1,1,1-Trichloroethane	106
Cyclohexane	104
Carbon Tetrachloride	108
2,2,4-Trimethylpentane	105
Benzene	104
1,2-Dichloroethane	107
Heptane	107
Trichloroethene	105
1,2-Dichloropropane	103
1,4-Dioxane	103
Bromodichloromethane	106
cis-1,3-Dichloropropene	102
4-Methyl-2-pentanone	106
Toluene	105
trans-1,3-Dichloropropene	101
1,1,2-Trichloroethane	109
Tetrachloroethene	110

Air Toxics LTD.
Laboratory Services Since 1989

Client Sample ID: CCV

Lab ID#: 1102167A-22B

MODIFIED EPA METHOD TO-15 GC/MS

File Name:	**b021202**	**Date of Collection: NA**	
Dil. Factor:	**1.00**	**Date of Analysis: 2/11/11 10:25 PM**	

Compound	%Recovery
2-Hexanone	103
Dibromochloromethane	110
1,2-Dibromoethane (EDB)	107
Chlorobenzene	106
Ethyl Benzene	106
m,p-Xylene	106
o-Xylene	106
Styrene	112
Bromoform	111
Cumene	111
1,1,2,2-Tetrachloroethane	108
Propylbenzene	113
4-Ethyltoluene	113
1,3,5-Trimethylbenzene	109
1,2,4-Trimethylbenzene	109
1,3-Dichlorobenzene	109
1,4-Dichlorobenzene	109
alpha-Chlorotoluene	101
1,2-Dichlorobenzene	110
1,2,4-Trichlorobenzene	88
Hexachlorobutadiene	86

Container Type: NA - Not Applicable

Surrogates	%Recovery	Method Limits
1,2-Dichloroethane-d4	99	70-130
Toluene-d8	102	70-130
4-Bromofluorobenzene	104	70-130

Air Toxics LTD.
Laboratory Services Since 1989

Client Sample ID: LCS

Lab ID#: 1102167A-23A

MODIFIED EPA METHOD TO-15 GC/MS FULL SCAN

File Name:	**6021132**	**Date of Collection: NA**	
Dil. Factor:	**1.00**	**Date of Analysis: 2/11/11 11:22 PM**	

Compound	%Recovery
Freon 12	99
Freon 114	100
Chloromethane	92
Vinyl Chloride	97
1,3-Butadiene	102
Bromomethane	92
Chloroethane	95
Freon 11	104
Ethanol	90
Freon 113	102
1,1-Dichloroethene	94
Acetone	94
2-Propanol	93
Carbon Disulfide	94
3-Chloropropene	82
Methylene Chloride	90
Methyl tert-butyl ether	88
trans-1,2-Dichloroethene	92
Hexane	92
1,1-Dichloroethane	97
2-Butanone (Methyl Ethyl Ketone)	94
cis-1,2-Dichloroethene	94
Tetrahydrofuran	88
Chloroform	102
1,1,1-Trichloroethane	99
Cyclohexane	94
Carbon Tetrachloride	107
2,2,4-Trimethylpentane	94
Benzene	104
1,2-Dichloroethane	108
Heptane	108
Trichloroethene	106
1,2-Dichloropropane	100
1,4-Dioxane	102
Bromodichloromethane	114
cis-1,3-Dichloropropene	98
4-Methyl-2-pentanone	100
Toluene	106
trans-1,3-Dichloropropene	97
1,1,2-Trichloroethane	108
Tetrachloroethene	107

Air Toxics LTD.
Laboratory Services Since 1989

Client Sample ID: LCS

Lab ID#: 1102167A-23A

MODIFIED EPA METHOD TO-15 GC/MS FULL SCAN

File Name:	**6021132**	**Date of Collection: NA**	
Dil. Factor:	**1.00**	**Date of Analysis: 2/11/11 11:22 PM**	

Compound	%Recovery
2-Hexanone	97
Dibromochloromethane	115
1,2-Dibromoethane (EDB)	104
Chlorobenzene	101
Ethyl Benzene	106
m,p-Xylene	108
o-Xylene	108
Styrene	108
Bromoform	115
Cumene	106
1,1,2,2-Tetrachloroethane	108
Propylbenzene	108
4-Ethyltoluene	106
1,3,5-Trimethylbenzene	107
1,2,4-Trimethylbenzene	104
1,3-Dichlorobenzene	108
1,4-Dichlorobenzene	104
alpha-Chlorotoluene	113
1,2-Dichlorobenzene	108
1,2,4-Trichlorobenzene	110
Hexachlorobutadiene	110

Container Type: NA - Not Applicable

Surrogates	%Recovery	Method Limits
Toluene-d8	103	70-130
1,2-Dichloroethane-d4	91	70-130
4-Bromofluorobenzene	105	70-130

Air Toxics LTD.
Laboratory Services Since 1989

Client Sample ID: LCSD

Lab ID#: 1102167A-23AA

MODIFIED EPA METHOD TO-15 GC/MS FULL SCAN

File Name:	**6021133**	**Date of Collection: NA**	
Dil. Factor:	**1.00**	**Date of Analysis: 2/11/11 11:41 PM**	

Compound	%Recovery
Freon 12	96
Freon 114	91
Chloromethane	80
Vinyl Chloride	87
1,3-Butadiene	88
Bromomethane	96
Chloroethane	89
Freon 11	102
Ethanol	91
Freon 113	103
1,1-Dichloroethene	96
Acetone	97
2-Propanol	87
Carbon Disulfide	96
3-Chloropropene	98
Methylene Chloride	94
Methyl tert-butyl ether	84
trans-1,2-Dichloroethene	96
Hexane	90
1,1-Dichloroethane	96
2-Butanone (Methyl Ethyl Ketone)	90
cis-1,2-Dichloroethene	95
Tetrahydrofuran	89
Chloroform	101
1,1,1-Trichloroethane	100
Cyclohexane	95
Carbon Tetrachloride	106
2,2,4-Trimethylpentane	96
Benzene	104
1,2-Dichloroethane	102
Heptane	107
Trichloroethene	106
1,2-Dichloropropane	101
1,4-Dioxane	107
Bromodichloromethane	112
cis-1,3-Dichloropropene	98
4-Methyl-2-pentanone	106
Toluene	106
trans-1,3-Dichloropropene	95
1,1,2-Trichloroethane	107
Tetrachloroethene	107

Air Toxics LTD.
Laboratory Services Since 1989

Client Sample ID: LCSD

Lab ID#: 1102167A-23AA

MODIFIED EPA METHOD TO-15 GC/MS FULL SCAN

File Name:	**6021133**	**Date of Collection: NA**	
Dil. Factor:	**1.00**	**Date of Analysis: 2/11/11 11:41 PM**	

Compound	%Recovery
2-Hexanone	97
Dibromochloromethane	112
1,2-Dibromoethane (EDB)	104
Chlorobenzene	105
Ethyl Benzene	109
m,p-Xylene	108
o-Xylene	109
Styrene	111
Bromoform	114
Cumene	107
1,1,2,2-Tetrachloroethane	110
Propylbenzene	109
4-Ethyltoluene	113
1,3,5-Trimethylbenzene	108
1,2,4-Trimethylbenzene	106
1,3-Dichlorobenzene	110
1,4-Dichlorobenzene	106
alpha-Chlorotoluene	108
1,2-Dichlorobenzene	113
1,2,4-Trichlorobenzene	103
Hexachlorobutadiene	107

Container Type: NA - Not Applicable

Surrogates	%Recovery	Method Limits
Toluene-d8	100	70-130
1,2-Dichloroethane-d4	93	70-130
4-Bromofluorobenzene	104	70-130

Air Toxics LTD.
Laboratory Services Since 1989

Client Sample ID: LCS

Lab ID#: 1102167A-23B

MODIFIED EPA METHOD TO-15 GC/MS

File Name:	**b021203**	**Date of Collection: NA**	
Dil. Factor:	**1.00**	**Date of Analysis: 2/11/11 11:11 PM**	

Compound	%Recovery
Freon 12	115
Freon 114	108
Chloromethane	108
Vinyl Chloride	104
1,3-Butadiene	101
Bromomethane	101
Chloroethane	99
Freon 11	103
Ethanol	97
Freon 113	105
1,1-Dichloroethene	107
Acetone	101
2-Propanol	92
Carbon Disulfide	118
3-Chloropropene	101
Methylene Chloride	96
Methyl tert-butyl ether	92
trans-1,2-Dichloroethene	112
Hexane	97
1,1-Dichloroethane	100
2-Butanone (Methyl Ethyl Ketone)	105
cis-1,2-Dichloroethene	99
Tetrahydrofuran	96
Chloroform	102
1,1,1-Trichloroethane	104
Cyclohexane	100
Carbon Tetrachloride	105
2,2,4-Trimethylpentane	100
Benzene	102
1,2-Dichloroethane	102
Heptane	101
Trichloroethene	103
1,2-Dichloropropane	101
1,4-Dioxane	101
Bromodichloromethane	104
cis-1,3-Dichloropropene	99
4-Methyl-2-pentanone	102
Toluene	100
trans-1,3-Dichloropropene	100
1,1,2-Trichloroethane	105
Tetrachloroethene	106

Air Toxics LTD.
Laboratory Services Since 1989

Client Sample ID: LCS

Lab ID#: 1102167A-23B

MODIFIED EPA METHOD TO-15 GC/MS

File Name:	**b021203**	**Date of Collection: NA**	
Dil. Factor:	**1.00**	**Date of Analysis: 2/11/11 11:11 PM**	

Compound	%Recovery
2-Hexanone	99
Dibromochloromethane	105
1,2-Dibromoethane (EDB)	106
Chlorobenzene	106
Ethyl Benzene	104
m,p-Xylene	104
o-Xylene	105
Styrene	108
Bromoform	107
Cumene	109
1,1,2,2-Tetrachloroethane	108
Propylbenzene	111
4-Ethyltoluene	106
1,3,5-Trimethylbenzene	103
1,2,4-Trimethylbenzene	106
1,3-Dichlorobenzene	105
1,4-Dichlorobenzene	106
alpha-Chlorotoluene	97
1,2-Dichlorobenzene	105
1,2,4-Trichlorobenzene	77
Hexachlorobutadiene	76

Container Type: NA - Not Applicable

Surrogates	%Recovery	Method Limits
1,2-Dichloroethane-d4	99	70-130
Toluene-d8	102	70-130
4-Bromofluorobenzene	103	70-130

Air Toxics LTD.
Laboratory Services Since 1989

Client Sample ID: LCSD

Lab ID#: 1102167A-23BB

MODIFIED EPA METHOD TO-15 GC/MS

File Name:	**b021204**	**Date of Collection: NA**	
Dil. Factor:	**1.00**	**Date of Analysis: 2/11/11 11:33 PM**	

Compound	%Recovery
Freon 12	107
Freon 114	106
Chloromethane	108
Vinyl Chloride	103
1,3-Butadiene	103
Bromomethane	99
Chloroethane	100
Freon 11	102
Ethanol	93
Freon 113	105
1,1-Dichloroethene	107
Acetone	99
2-Propanol	92
Carbon Disulfide	120
3-Chloropropene	102
Methylene Chloride	96
Methyl tert-butyl ether	91
trans-1,2-Dichloroethene	111
Hexane	98
1,1-Dichloroethane	100
2-Butanone (Methyl Ethyl Ketone)	105
cis-1,2-Dichloroethene	100
Tetrahydrofuran	97
Chloroform	104
1,1,1-Trichloroethane	105
Cyclohexane	100
Carbon Tetrachloride	107
2,2,4-Trimethylpentane	102
Benzene	102
1,2-Dichloroethane	104
Heptane	102
Trichloroethene	103
1,2-Dichloropropane	100
1,4-Dioxane	101
Bromodichloromethane	104
cis-1,3-Dichloropropene	99
4-Methyl-2-pentanone	102
Toluene	101
trans-1,3-Dichloropropene	99
1,1,2-Trichloroethane	105
Tetrachloroethene	105

Air Toxics LTD.
Laboratory Services Since 1989

Client Sample ID: LCSD

Lab ID#: 1102167A-23BB

MODIFIED EPA METHOD TO-15 GC/MS

File Name:	**b021204**	**Date of Collection: NA**	
Dil. Factor:	**1.00**	**Date of Analysis: 2/11/11 11:33 PM**	

Compound	%Recovery
2-Hexanone	98
Dibromochloromethane	106
1,2-Dibromoethane (EDB)	105
Chlorobenzene	104
Ethyl Benzene	103
m,p-Xylene	104
o-Xylene	104
Styrene	108
Bromoform	106
Cumene	108
1,1,2,2-Tetrachloroethane	106
Propylbenzene	112
4-Ethyltoluene	108
1,3,5-Trimethylbenzene	103
1,2,4-Trimethylbenzene	106
1,3-Dichlorobenzene	104
1,4-Dichlorobenzene	106
alpha-Chlorotoluene	97
1,2-Dichlorobenzene	104
1,2,4-Trichlorobenzene	84
Hexachlorobutadiene	84

Container Type: NA - Not Applicable

Surrogates	%Recovery	Method Limits
1,2-Dichloroethane-d4	99	70-130
Toluene-d8	101	70-130
4-Bromofluorobenzene	102	70-130

1102167

Shell Oil Products Chain Of Custody Record

URS

Air Toxics LTD.
Project Name: Roxana Dissolved Phase
Project # 21562593.00007
Lab Vendor #

Please Check Appropriate Box:
☑ ENV. SERVICES ☐ MOTIVA RETAIL ☐ SHELL RETAIL
☐ MOTIVA SD&CM ☐ CONSULTANT ☐ LUBES
☐ SHELL PIPELINE ☐ OTHER

Print Bill To Contact Name: Thomas Adams
PO #
INCIDENT # (ENV SERVICES): 9 7 2 1 6 6 4 0
SAP #: 3 4 0 0 6 1
☐ CHECK IF NO INCIDENT # APPLIES
DATE: 02/08/11
PAGE: 1 of 2

SAMPLING COMPANY: URS CORPORATION
LOG CODE:
SITE ADDRESS: Street and City: 900 SOUTH CENTRAL AVE – ROXANA
State: IL
GLOBAL ID NO.:
ADDRESS: 1001 HIGHLANDS PLAZA DRIVE WEST - SUITE 300; ST. LOUIS, MO 63110
EDF DELIVERABLE TO (Name, Company, Office Location): Elizabeth Kunkel, URS, St. Louis
PHONE NO.: 314-743-4179
E-MAIL: Elizabeth_Kunkel@URSCorp.com
CONSULTANT PROJECT NAME/#: Roxana Dissolved Phase
Laboratory Address: Air Toxics, LTD 180 Blue Ravine Road, Suite B, Folsom, CA 95630-4719
SAMPLER NAME(S) (Print):
TELEPHONE: 314-429-0100
FAX: 314-429-0462
Bill To Contact E-MAIL: Thomas_Adams@URSCorp.com

TURNAROUND TIME (CALENDAR DAYS):
☑ STANDARD (14 DAY) ☐ 5 DAYS ☐ 3 DAYS ☐ 2 DAYS ☐ 24 HOURS ☐ RESULTS NEEDED ON WEEKEND

REQUESTED ANALYSIS

☐ LA - RWQCB REPORT FORMAT ☑ UST AGENCY:
DELIVERABLES: ☐ LEVEL 1 ☐ LEVEL 2 ☐ LEVEL 3 ☑ LEVEL 4 ☐ OTHER (SPECIFY)

☑ SHELL CONTRACT RATE APPLIES
☐ STATE REIMBURSEMENT RATE APPLIES
☐ EDD NOT NEEDED
☑ RECEIPT VERIFICATION REQUESTED

Turn Around Time: ☑ Normal ☐ Rush Specify

Lab Use Only
Pressurized by:
Date:
Pressurization Gas: N_2 He

LAB USE ONLY	Field Sample Identification	SAMPLING DATE	SAMPLING TIME	Canister Number	Canister Pressure/Vacuum Initial	Final	Receipt	Final (psi)	Modified TO-15	ASTM D-1946 + Helium	ASTM D-1946
01A	VMP-1-5-020411	2/4/11	0950 / 1020	3007	-30	-1.5			X	X	
02A	VMP-1-8.5-020411	2/4/11	1127 / 1158	3050	-30	-6.5			X	X	
03A	VMP-1-23.5-020411	2/4/11	1246 / 1320	1778	-30	-5.5			X	X	
04A	VMP-2-5-020411	2/4/11	1041 / 1106	3852	-29.5	-10			X	X	
05A	VMP-2-8.5-020411	2/4/11	1157 / 1224	1947	-30	-8			X	X	
06A	VMP-2-22-020411	2/4/11	1310 / 1344	3676	-30	-6			X	X	
07A	VMP-19-5-020411	2/4/11	1523 / 1554	3585	-29.5	-7			X	X	
08A	VMP-18-8.5-020711	2/7/11	1432 / 1503	1636	-30	-6.5			X	X	
09A	VMP-18-8.5-020711-DUP	2/7/11	1432 / 1503	3680	-30	-5			X	X	
10A	VMP-17-5-020711	2/7/11	1540 / 1610	154	-29.5	-8			X	X	

ADDITIONAL NOTES:
- 14 day hold time
- Report results between MDL and RL
- Level IV ECVP

Relinquished by: (Signature)	Received by: (Signature)	Date:	Time:
	FEDEX	2/8/11	1600
Relinquished by: (Signature)	Received by: (Signature)	Date:	Time:
	AFL	02/09/11	0910
Relinquished by: (Signature)	Received by: (Signature)	Date:	Time:

05/2006 Revision

1102167

Shell Oil Products Chain Of Custody Record

URS

Air Toxics LTD.
Project Name: Roxana Dissolved Phase
Project # 21562593.00007
Lab Vendor #

Please Check Appropriate Box:
☑ ENV. SERVICES ☐ MOTIVA RETAIL ☐ SHELL RETAIL
☐ MOTIVA SD&CM ☐ CONSULTANT ☐ LUBES
☐ SHELL PIPELINE ☐ OTHER

Print Bill To Contact Name: Thomas Adams
PO #
INCIDENT # (ENV SERVICES): 9 7 2 1 6 6 4 0 ☐ CHECK IF NO INCIDENT # APPLIES
SAP #: 3 4 0 0 6 1
DATE: 02/08/11
PAGE: 2 of 2

SAMPLING COMPANY: URS CORPORATION
LOG CODE:
SITE ADDRESS: Street and City: 900 SOUTH CENTRAL AVE – ROXANA
State: IL
GLOBAL ID NO.:
ADDRESS: 1001 HIGHLANDS PLAZA DRIVE WEST - SUITE 300; ST. LOUIS, MO 63110
EDF DELIVERABLE TO (Name, Company, Office Location): Elizabeth Kunkel, URS, St. Louis
PHONE NO.: 314-743-4179
E-MAIL: Elizabeth_Kunkel@URSCorp.com
CONSULTANT PROJECT NAME/#: Roxana Dissolved Phase
Laboratory Address: Air Toxics, LTD 180 Blue Ravine Road, Suite B, Folsom, CA 95630-4719
TELEPHONE: 314-429-0100
FAX: 314-429-0462
Bill To Contact E-MAIL: Thomas_Adams@URSCorp.com
SAMPLER NAME(S) (Print):

TURNAROUND TIME (CALENDAR DAYS):
☑ STANDARD (14 DAY) ☐ 5 DAYS ☐ 3 DAYS ☐ 2 DAYS ☐ 24 HOURS ☐ RESULTS NEEDED ON WEEKEND

☐ LA - RWQCB REPORT FORMAT ☑ UST AGENCY:

DELIVERABLES: ☐ LEVEL 1 ☐ LEVEL 2 ☐ LEVEL 3 ☑ LEVEL 4 ☐ OTHER (SPECIFY)

☑ SHELL CONTRACT RATE APPLIES
☐ STATE REIMBURSEMENT RATE APPLIES
☐ EDD NOT NEEDED
☑ RECEIPT-VERIFICATION REQUESTED

REQUESTED ANALYSIS

Turn Around Time: ☑ Normal ☐ Rush Specify

Lab Use Only
Pressurized by:
Date:
Pressurization Gas: N_2 He

LAB USE ONLY	Field Sample Identification	SAMPLING DATE	SAMPLING TIME	Canister Number	Canister Pressure/Vacuum Initial	Final	Receipt	Final (psi)	Modified TO-15	ASTM D-1946 + Helium	ASTM D-1946
1A	VMP-6-5-020711	2/7/11	0912 / 0945	3480	-30	-6.5			X	X	
2A	VMP-6-10-020711	2/7/11	1033 / 1103	2222	-30	-7.5			X	X	
3A	VMP-6-31.5-020711	2/7/11	1146 / 1216	3046	-30	-6.5			X	X	
4A	VMP-7-5-020711	2/7/11	0945 / 1015	625	-30	-8.5			X	X	
5A	VMP-7-13.5-020711	2/7/11	1057 / 1125	1994	-30	-7.5			X	X	
6A	VMP-7-29.5-020711	2/7/11	1208 / 1238	5838	-30	-8			X	X	
7A	VMP-7-38-020711	2/7/11	1320 / 340	3955	-30	-4			X	X	
8A	VMP-9-5-020811	2/8/11	1324 / 1340	1166	-30	-5			X	X	
9A	VMP-3-10-020811	2/8/11	1415 / 1445	3908	-30	-6			X	X	
10A	VMP-3-22-020811	2/8/11	1254 / 1324	3484	-30	-6.5			X	X	

ADDITIONAL NOTES:
- 14 day hold time
- Report results between MDL and RL
- Level IV ECVP

Relinquished by: (Signature)	Received by: (Signature) FEDEX	Date: 2/8/11	Time: 1600
Relinquished by: (Signature)	Received by: (Signature) ATC	Date: 02/09/11	Time: 0910
Relinquished by: (Signature)	Received by: (Signature)	Date:	Time:

05/2/05 Revision

Air Toxics LTD.
Laboratory Services Since 1989

2/24/2011
Mr. Jeff Adams
URS Corporation
1001 Highlands Plaza Dr. West
Suite 300
St. Louis MO 63110

Project Name: Roxana Dissolved Phase
Project #: 21562593.00007
Workorder #: 1102167B

Dear Mr. Jeff Adams

The following report includes the data for the above referenced project for sample(s) received on 2/9/2011 at Air Toxics Ltd.

The data and associated QC analyzed by Modified ASTM D-1946 are compliant with the project requirements or laboratory criteria with the exception of the deviations noted in the attached case narrative.

Thank you for choosing Air Toxics Ltd. for your air analysis needs. Air Toxics Ltd. is committed to providing accurate data of the highest quality. Please feel free to contact the Project Manager: Jacquelyn Luta at 916-985-1000 if you have any questions regarding the data in this report.

Regards,

Jacquelyn Luta
Project Manager

Reviewed on 3/10/2011

WORK ORDER #: 1102167B

Work Order Summary

CLIENT:	Mr. Jeff Adams URS Corporation 1001 Highlands Plaza Dr. West Suite 300 St. Louis, MO 63110	**BILL TO:**	Accounts Payable Austin URS Corporation P.O. BOX 203970 Austin, TX 78720-1088
PHONE:	314-429-0100	**P.O. #**	21562593.00007
FAX:		**PROJECT #**	21562593.00007 Roxana Dissolved Phase
DATE RECEIVED:	02/09/2011	**CONTACT:**	Jacquelyn Luta
DATE COMPLETED:	02/17/2011		

FRACTION #	NAME	TEST	RECEIPT VAC./PRES.	FINAL PRESSURE
01A	VMP-1-5-020411	Modified ASTM D-1946	0.0 "Hg	15 psi
02A	VMP-1-8.5-020411	Modified ASTM D-1946	4.5 "Hg	15 psi
03A	VMP-1-23.5-020411	Modified ASTM D-1946	4.0 "Hg	15 psi
04A	VMP-2-5-020411	Modified ASTM D-1946	8.0 "Hg	15 psi
05A	VMP-2-8.5-020411	Modified ASTM D-1946	6.5 "Hg	15 psi
06A	VMP-2-22-020411	Modified ASTM D-1946	4.5 "Hg	15 psi
07A	VMP-19-5-020411	Modified ASTM D-1946	5.0 "Hg	15 psi
08A	VMP-18-8.5-020711	Modified ASTM D-1946	4.5 "Hg	15 psi
09A	VMP-18-8.5-020711-DUP	Modified ASTM D-1946	3.5 "Hg	15 psi
10A	VMP-17-5-020711	Modified ASTM D-1946	6.0 "Hg	15 psi
11A	VMP-6-5-020711	Modified ASTM D-1946	4.5 "Hg	15 psi
12A	VMP-6-10-020711	Modified ASTM D-1946	6.0 "Hg	15 psi
13A	VMP-6-31.5-020711	Modified ASTM D-1946	5.0 "Hg	15 psi
14A	VMP-7-5-020711	Modified ASTM D-1946	6.5 "Hg	15 psi
15A	VMP-7-13.5-020711	Modified ASTM D-1946	5.5 "Hg	15 psi
16A	VMP-7-29.5-020711	Modified ASTM D-1946	6.5 "Hg	15 psi
17A	VMP-7-38-020711	Modified ASTM D-1946	2.0 "Hg	15 psi

Continued on next page

Air Toxics LTD.
Laboratory Services Since 1989

WORK ORDER #: 1102167B

Work Order Summary

CLIENT:	Mr. Jeff Adams URS Corporation 1001 Highlands Plaza Dr. West Suite 300 St. Louis, MO 63110	**BILL TO:**	Accounts Payable Austin URS Corporation P.O. BOX 203970 Austin, TX 78720-1088
PHONE:	314-429-0100	**P.O. #**	21562593.00007
FAX:		**PROJECT #**	21562593.00007 Roxana Dissolved Phase
DATE RECEIVED:	02/09/2011	**CONTACT:**	Jacquelyn Luta
DATE COMPLETED:	02/17/2011		

FRACTION #	NAME	TEST	RECEIPT VAC./PRES.	FINAL PRESSURE
18A	VMP-9-5-020811	Modified ASTM D-1946	2.5 "Hg	15 psi
19A	VMP-3-10-020811	Modified ASTM D-1946	4.0 "Hg	15 psi
20A	VMP-3-22-020811	Modified ASTM D-1946	3.5 "Hg	15 psi
21A	Lab Blank	Modified ASTM D-1946	NA	NA
21B	Lab Blank	Modified ASTM D-1946	NA	NA
22A	LCS	Modified ASTM D-1946	NA	NA
22AA	LCSD	Modified ASTM D-1946	NA	NA

CERTIFIED BY: Linda D. Fruman DATE: 02/24/11

Laboratory Director

Certfication numbers: CA NELAP - 02110CA, LA NELAP/LELAP- AI 30763,
NY NELAP - 11291, UT NELAP - 9166389892, AZ Licensure AZ0719
Name of Accrediting Agency: NELAP/Florida Department of Health, Scope of Application: Clean Air Act,
Accreditation number: E87680, Effective date: 07/01/09, Expiration date: 06/30/11
Air Toxics Ltd. certifies that the test results contained in this report meet all requirements of the NELAC standards

This report shall not be reproduced, except in full, without the written approval of Air Toxics Ltd.

180 BLUE RAVINE ROAD, SUITE B FOLSOM, CA - 95630
(916) 985-1000 . (800) 985-5955 . FAX (916) 985-1020

LABORATORY NARRATIVE
Modified ASTM D-1946
URS Corporation
Workorder# 1102167B

Twenty 1 Liter Summa Canister samples were received on February 09, 2011. The laboratory performed analysis via Modified ASTM Method D-1946 for Methane and fixed gases in air using GC/FID or GC/TCD. The method involves direct injection of 1.0 mL of sample.

On the analytical column employed for this analysis, Oxygen coelutes with Argon. The corresponding peak is quantitated as Oxygen.

Since Nitrogen is used to pressurize samples, the reported Nitrogen values are calculated by adding all the sample components and subtracting from 100%.

Method modifications taken to run these samples are summarized in the table below. Specific project requirements may over-ride the ATL modifications.

Requirement	*ASTM D-1946*	*ATL Modifications*
Calibration	A single point calibration is performed using a reference standard closely matching the composition of the unknown.	A 3-point calibration curve is performed. Quantitation is based on a daily calibration standard which may or may not resemble the composition of the associated samples.
Reference Standard	The composition of any reference standard must be known to within 0.01 mol % for any component.	The standards used by ATL are blended to a >/= 95% accuracy.
Sample Injection Volume	Components whose concentrations are in excess of 5 % should not be analyzed by using sample volumes greater than 0.5 mL.	The sample container is connected directly to a fixed volume sample loop of 1.0 mL on the GC. Linear range is defined by the calibration curve. Bags are loaded by vacuum.
Normalization	Normalize the mole percent values by multiplying each value by 100 and dividing by the sum of the original values. The sum of the original values should not differ from 100% by more than 1.0%.	Results are not normalized. The sum of the reported values can differ from 100% by as much as 15%, either due to analytical variability or an unusual sample matrix.
Precision	Precision requirements established at each concentration level.	Duplicates should agree within 25% RPD for detections > 5 X's the RL.

Receiving Notes

The Chain of Custody (COC) information for sample VMP-1-23.5-020411 did not match the information on the canister with regard to canister identification. The client was notified of the discrepancy and the information on the canister was used to process and report the sample.

Analytical Notes

As per project specific client request the laboratory has reported estimated values for target compound hits that are below the Reporting Limit but greater than the Method Detection Limit.

Definition of Data Qualifying Flags

Seven qualifiers may have been used on the data analysis sheets and indicate as follows:
B - Compound present in laboratory blank greater than reporting limit.
J - Estimated value.
E - Exceeds instrument calibration range.
S - Saturated peak.
Q - Exceeds quality control limits.
U - Compound analyzed for but not detected above the detection limit.
M - Reported value may be biased due to apparent matrix interferences.
File extensions may have been used on the data analysis sheets and indicates as follows:
a-File was requantified
b-File was quantified by a second column and detector
r1-File was requantified for the purpose of reissue

Air Toxics LTD.
Laboratory Services Since 1989

Summary of Detected Compounds
NATURAL GAS ANALYSIS BY MODIFIED ASTM D-1946

Client Sample ID: VMP-1-5-020411

Lab ID#: 1102167B-01A

Compound	Rpt. Limit (%)	Amount (%)
Oxygen	0.20	7.5
Nitrogen	0.20	84
Methane	0.00020	0.26
Carbon Dioxide	0.020	8.0
Ethane	0.0020	0.00015 J
Helium	0.10	0.036 J

Client Sample ID: VMP-1-8.5-020411

Lab ID#: 1102167B-02A

Compound	Rpt. Limit (%)	Amount (%)
Oxygen	0.24	1.6
Nitrogen	0.24	87
Methane	0.00024	0.56
Carbon Dioxide	0.024	11
Ethane	0.0024	0.00031 J
Helium	0.12	0.025 J

Client Sample ID: VMP-1-23.5-020411

Lab ID#: 1102167B-03A

Compound	Rpt. Limit (%)	Amount (%)
Oxygen	0.23	1.3
Nitrogen	0.23	76
Methane	0.00023	12
Carbon Dioxide	0.023	8.9
Ethane	0.0023	0.0052
Helium	0.12	0.016 J

Client Sample ID: VMP-2-5-020411

Lab ID#: 1102167B-04A

Air Toxics LTD.
Laboratory Services Since 1989

Summary of Detected Compounds
NATURAL GAS ANALYSIS BY MODIFIED ASTM D-1946

Client Sample ID: VMP-2-5-020411

Lab ID#: 1102167B-04A

Compound	Rpt. Limit (%)	Amount (%)
Oxygen	0.28	3.2
Nitrogen	0.28	85
Methane	0.00028	1.7
Carbon Dioxide	0.028	10
Ethane	0.0028	0.00055 J
Helium	0.14	0.013 J

Client Sample ID: VMP-2-8.5-020411

Lab ID#: 1102167B-05A

Compound	Rpt. Limit (%)	Amount (%)
Oxygen	0.26	1.7
Nitrogen	0.26	82
Methane	0.00026	3.8
Carbon Dioxide	0.026	11
Ethane	0.0026	0.0011 J
Helium	0.13	0.86

Client Sample ID: VMP-2-22-020411

Lab ID#: 1102167B-06A

Compound	Rpt. Limit (%)	Amount (%)
Oxygen	0.24	1.5
Nitrogen	0.24	82
Methane	0.00024	5.1
Carbon Dioxide	0.024	11
Ethane	0.0024	0.0016 J
Helium	0.12	0.010 J

Client Sample ID: VMP-19-5-020411

Lab ID#: 1102167B-07A

Air Toxics LTD.
Laboratory Services Since 1989

Summary of Detected Compounds
NATURAL GAS ANALYSIS BY MODIFIED ASTM D-1946

Client Sample ID: VMP-19-5-020411

Lab ID#: 1102167B-07A

Compound	Rpt. Limit (%)	Amount (%)
Oxygen	0.24	15
Nitrogen	0.24	79
Methane	0.00024	0.00014 J
Carbon Dioxide	0.024	5.8
Helium	0.12	0.018 J

Client Sample ID: VMP-18-8.5-020711

Lab ID#: 1102167B-08A

Compound	Rpt. Limit (%)	Amount (%)
Oxygen	0.47	15
Nitrogen	0.47	79
Carbon Dioxide	0.047	5.6

Client Sample ID: VMP-18-8.5-020711-DUP

Lab ID#: 1102167B-09A

Compound	Rpt. Limit (%)	Amount (%)
Oxygen	0.23	14
Nitrogen	0.23	80
Carbon Dioxide	0.023	5.8
Helium	0.11	0.029 J

Client Sample ID: VMP-17-5-020711

Lab ID#: 1102167B-10A

Compound	Rpt. Limit (%)	Amount (%)
Oxygen	0.51	25
Nitrogen	0.51	73
Methane	0.00051	0.00017 J
Carbon Dioxide	0.051	2.0

Air Toxics LTD.
Laboratory Services Since 1989

Summary of Detected Compounds
NATURAL GAS ANALYSIS BY MODIFIED ASTM D-1946

Client Sample ID: VMP-6-5-020711

Lab ID#: 1102167B-11A

Compound	Rpt. Limit (%)	Amount (%)
Oxygen	0.24	19
Nitrogen	0.24	79
Methane	0.00024	0.000049 J
Carbon Dioxide	0.024	1.7
Helium	0.12	0.42

Client Sample ID: VMP-6-10-020711

Lab ID#: 1102167B-12A

Compound	Rpt. Limit (%)	Amount (%)
Oxygen	0.25	9.2
Nitrogen	0.25	82
Carbon Dioxide	0.025	8.5
Helium	0.13	0.67

Client Sample ID: VMP-6-31.5-020711

Lab ID#: 1102167B-13A

Compound	Rpt. Limit (%)	Amount (%)
Oxygen	0.24	1.5
Nitrogen	0.24	78
Methane	0.00024	5.9
Carbon Dioxide	0.024	13
Ethane	0.0024	0.0023 J
Helium	0.12	0.010 J

Client Sample ID: VMP-7-5-020711

Lab ID#: 1102167B-14A

Compound	Rpt. Limit (%)	Amount (%)
Oxygen	0.26	17

Air Toxics LTD.
Laboratory Services Since 1989

Summary of Detected Compounds
NATURAL GAS ANALYSIS BY MODIFIED ASTM D-1946

Client Sample ID: VMP-7-5-020711

Lab ID#: 1102167B-14A

Nitrogen	0.26	80
Methane	0.00026	0.000048 J
Carbon Dioxide	0.026	2.6
Helium	0.13	0.082 J

Client Sample ID: VMP-7-13.5-020711

Lab ID#: 1102167B-15A

Compound	Rpt. Limit (%)	Amount (%)
Oxygen	0.25	8.6
Nitrogen	0.25	82
Methane	0.00025	0.00016 J
Carbon Dioxide	0.025	9.5
Helium	0.12	0.0099 J

Client Sample ID: VMP-7-29.5-020711

Lab ID#: 1102167B-16A

Compound	Rpt. Limit (%)	Amount (%)
Oxygen	0.26	1.5
Nitrogen	0.26	81
Methane	0.00026	2.0
Carbon Dioxide	0.026	15
Ethane	0.0026	0.00032 J
Helium	0.13	0.20

Client Sample ID: VMP-7-38-020711

Lab ID#: 1102167B-17A

Compound	Rpt. Limit (%)	Amount (%)
Oxygen	0.22	1.5
Nitrogen	0.22	80
Methane	0.00022	2.2

Air Toxics LTD.
Laboratory Services Since 1989

Summary of Detected Compounds
NATURAL GAS ANALYSIS BY MODIFIED ASTM D-1946

Client Sample ID: VMP-7-38-020711

Lab ID#: 1102167B-17A

Carbon Dioxide	0.022	16
Ethane	0.0022	0.00063 J
Helium	0.11	0.0087 J

Client Sample ID: VMP-9-5-020811

Lab ID#: 1102167B-18A

Compound	Rpt. Limit (%)	Amount (%)
Oxygen	0.22	20
Nitrogen	0.22	78
Carbon Dioxide	0.022	1.5
Helium	0.11	0.010 J

Client Sample ID: VMP-3-10-020811

Lab ID#: 1102167B-19A

Compound	Rpt. Limit (%)	Amount (%)
Oxygen	0.23	1.8
Nitrogen	0.23	68
Methane	0.00023	18
Carbon Dioxide	0.023	8.2
Ethane	0.0023	0.0072
Helium	0.12	0.10 J

Client Sample ID: VMP-3-22-020811

Lab ID#: 1102167B-20A

Compound	Rpt. Limit (%)	Amount (%)
Oxygen	0.45	1.6
Nitrogen	0.45	60
Methane	0.00045	25
Carbon Dioxide	0.045	7.9
Ethane	0.0045	0.013

Air Toxics LTD.
Laboratory Services Since 1989

Summary of Detected Compounds
NATURAL GAS ANALYSIS BY MODIFIED ASTM D-1946

Client Sample ID: VMP-3-22-020811

Lab ID#: 1102167B-20A

Helium	0.22	0.013 J

Air Toxics LTD.
Laboratory Services Since 1989

Client Sample ID: VMP-1-5-020411

Lab ID#: 1102167B-01A

NATURAL GAS ANALYSIS BY MODIFIED ASTM D-1946

File Name:	**9021416**	**Date of Collection:**	**2/4/11 10:20:00 AM**
Dil. Factor:	**2.02**	**Date of Analysis:**	**2/14/11 01:12 PM**

Compound	Rpt. Limit (%)	Amount (%)
Oxygen	0.20	7.5
Nitrogen	0.20	84
Carbon Monoxide	0.020	Not Detected
Methane	0.00020	0.26
Carbon Dioxide	0.020	8.0
Ethane	0.0020	0.00015 J
Ethene	0.0020	Not Detected
Helium	0.10	0.036 J

J = Estimated value.

Container Type: 1 Liter Summa Canister

Air Toxics LTD.
Laboratory Services Since 1989

Client Sample ID: VMP-1-8.5-020411

Lab ID#: 1102167B-02A

NATURAL GAS ANALYSIS BY MODIFIED ASTM D-1946

File Name:	**9021417**	**Date of Collection:**	**2/4/11 11:58:00 AM**
Dil. Factor:	**2.38**	**Date of Analysis:**	**2/14/11 01:42 PM**

Compound	Rpt. Limit (%)	Amount (%)
Oxygen	0.24	1.6
Nitrogen	0.24	87
Carbon Monoxide	0.024	Not Detected
Methane	0.00024	0.56
Carbon Dioxide	0.024	11
Ethane	0.0024	0.00031 J
Ethene	0.0024	Not Detected
Helium	0.12	0.025 J

J = Estimated value.

Container Type: 1 Liter Summa Canister

Air Toxics LTD.
Laboratory Services Since 1989

Client Sample ID: VMP-1-23.5-020411

Lab ID#: 1102167B-03A

NATURAL GAS ANALYSIS BY MODIFIED ASTM D-1946

File Name:	**9021418**	**Date of Collection:**	**2/4/11 1:20:00 PM**
Dil. Factor:	**2.33**	**Date of Analysis:**	**2/14/11 02:07 PM**

Compound	Rpt. Limit (%)	Amount (%)
Oxygen	0.23	1.3
Nitrogen	0.23	76
Carbon Monoxide	0.023	Not Detected
Methane	0.00023	12
Carbon Dioxide	0.023	8.9
Ethane	0.0023	0.0052
Ethene	0.0023	Not Detected
Helium	0.12	0.016 J

J = Estimated value.

Container Type: 1 Liter Summa Canister

Air Toxics LTD.
Laboratory Services Since 1989

Client Sample ID: VMP-2-5-020411

Lab ID#: 1102167B-04A

NATURAL GAS ANALYSIS BY MODIFIED ASTM D-1946

File Name:	**9021419**	**Date of Collection:**	**2/4/11 11:06:00 AM**
Dil. Factor:	**2.76**	**Date of Analysis:**	**2/14/11 02:32 PM**

Compound	Rpt. Limit (%)	Amount (%)
Oxygen	0.28	3.2
Nitrogen	0.28	85
Carbon Monoxide	0.028	Not Detected
Methane	0.00028	1.7
Carbon Dioxide	0.028	10
Ethane	0.0028	0.00055 J
Ethene	0.0028	Not Detected
Helium	0.14	0.013 J

J = Estimated value.

Container Type: 1 Liter Summa Canister

Air Toxics LTD.
Laboratory Services Since 1989

Client Sample ID: VMP-2-8.5-020411

Lab ID#: 1102167B-05A

NATURAL GAS ANALYSIS BY MODIFIED ASTM D-1946

File Name:	**9021420**	**Date of Collection:**	**2/4/11 12:24:00 PM**
Dil. Factor:	**2.58**	**Date of Analysis:**	**2/14/11 02:59 PM**

Compound	Rpt. Limit (%)	Amount (%)
Oxygen	0.26	1.7
Nitrogen	0.26	82
Carbon Monoxide	0.026	Not Detected
Methane	0.00026	3.8
Carbon Dioxide	0.026	11
Ethane	0.0026	0.0011 J
Ethene	0.0026	Not Detected
Helium	0.13	0.86

J = Estimated value.

Container Type: 1 Liter Summa Canister

Air Toxics LTD.
Laboratory Services Since 1989

Client Sample ID: VMP-2-22-020411

Lab ID#: 1102167B-06A

NATURAL GAS ANALYSIS BY MODIFIED ASTM D-1946

File Name:	**9021421**	**Date of Collection:**	**2/4/11 1:44:00 PM**
Dil. Factor:	**2.38**	**Date of Analysis:**	**2/14/11 03:27 PM**

Compound	Rpt. Limit (%)	Amount (%)
Oxygen	0.24	1.5
Nitrogen	0.24	82
Carbon Monoxide	0.024	Not Detected
Methane	0.00024	5.1
Carbon Dioxide	0.024	11
Ethane	0.0024	0.0016 J
Ethene	0.0024	Not Detected
Helium	0.12	0.010 J

J = Estimated value.

Container Type: 1 Liter Summa Canister

Air Toxics LTD.
Laboratory Services Since 1989

Client Sample ID: VMP-19-5-020411

Lab ID#: 1102167B-07A

NATURAL GAS ANALYSIS BY MODIFIED ASTM D-1946

File Name:	**9021408**	**Date of Collection:**	**2/4/11 3:54:00 PM**
Dil. Factor:	**2.42**	**Date of Analysis:**	**2/14/11 09:34 AM**

Compound	Rpt. Limit (%)	Amount (%)
Oxygen	0.24	15
Nitrogen	0.24	79
Carbon Monoxide	0.024	Not Detected
Methane	0.00024	0.00014 J
Carbon Dioxide	0.024	5.8
Ethane	0.0024	Not Detected
Ethene	0.0024	Not Detected
Helium	0.12	0.018 J

J = Estimated value.

Container Type: 1 Liter Summa Canister

Air Toxics LTD.
Laboratory Services Since 1989

Client Sample ID: VMP-18-8.5-020711

Lab ID#: 1102167B-08A

NATURAL GAS ANALYSIS BY MODIFIED ASTM D-1946

File Name:	**9021410**	**Date of Collection:**	**2/7/11 3:03:00 PM**
Dil. Factor:	**4.69**	**Date of Analysis:**	**2/14/11 10:25 AM**

Compound	Rpt. Limit (%)	Amount (%)
Oxygen	0.47	15
Nitrogen	0.47	79
Carbon Monoxide	0.047	Not Detected
Methane	0.00047	Not Detected
Carbon Dioxide	0.047	5.6
Ethane	0.0047	Not Detected
Ethene	0.0047	Not Detected
Helium	0.23	Not Detected

Container Type: 1 Liter Summa Canister

Air Toxics LTD.
Laboratory Services Since 1989

Client Sample ID: VMP-18-8.5-020711-DUP

Lab ID#: 1102167B-09A

NATURAL GAS ANALYSIS BY MODIFIED ASTM D-1946

File Name:	**9021411**	**Date of Collection:**	**2/7/11 3:03:00 PM**
Dil. Factor:	**2.29**	**Date of Analysis:**	**2/14/11 10:46 AM**

Compound	Rpt. Limit (%)	Amount (%)
Oxygen	0.23	14
Nitrogen	0.23	80
Carbon Monoxide	0.023	Not Detected
Methane	0.00023	Not Detected
Carbon Dioxide	0.023	5.8
Ethane	0.0023	Not Detected
Ethene	0.0023	Not Detected
Helium	0.11	0.029 J

J = Estimated value.

Container Type: 1 Liter Summa Canister

Air Toxics LTD.
Laboratory Services Since 1989

Client Sample ID: VMP-17-5-020711

Lab ID#: 1102167B-10A

NATURAL GAS ANALYSIS BY MODIFIED ASTM D-1946

File Name:	**9021412**	**Date of Collection:**	**2/7/11 4:10:00 PM**
Dil. Factor:	**5.09**	**Date of Analysis:**	**2/14/11 11:12 AM**

Compound	Rpt. Limit (%)	Amount (%)
Oxygen	0.51	25
Nitrogen	0.51	73
Carbon Monoxide	0.051	Not Detected
Methane	0.00051	0.00017 J
Carbon Dioxide	0.051	2.0
Ethane	0.0051	Not Detected
Ethene	0.0051	Not Detected
Helium	0.25	Not Detected

J = Estimated value.

Container Type: 1 Liter Summa Canister

Air Toxics LTD.
Laboratory Services Since 1989

Client Sample ID: VMP-6-5-020711

Lab ID#: 1102167B-11A

NATURAL GAS ANALYSIS BY MODIFIED ASTM D-1946

File Name:	**9021414**	**Date of Collection:**	**2/7/11 9:45:00 AM**
Dil. Factor:	**2.38**	**Date of Analysis:**	**2/14/11 12:14 PM**

Compound	Rpt. Limit (%)	Amount (%)
Oxygen	0.24	19
Nitrogen	0.24	79
Carbon Monoxide	0.024	Not Detected
Methane	0.00024	0.000049 J
Carbon Dioxide	0.024	1.7
Ethane	0.0024	Not Detected
Ethene	0.0024	Not Detected
Helium	0.12	0.42

J = Estimated value.

Container Type: 1 Liter Summa Canister

Air Toxics LTD.
Laboratory Services Since 1989

Client Sample ID: VMP-6-10-020711

Lab ID#: 1102167B-12A

NATURAL GAS ANALYSIS BY MODIFIED ASTM D-1946

File Name:	**9021415**	**Date of Collection:**	**2/7/11 11:03:00 AM**
Dil. Factor:	**2.52**	**Date of Analysis:**	**2/14/11 12:44 PM**

Compound	**Rpt. Limit (%)**	**Amount (%)**
Oxygen	0.25	9.2
Nitrogen	0.25	82
Carbon Monoxide	0.025	Not Detected
Methane	0.00025	Not Detected
Carbon Dioxide	0.025	8.5
Ethane	0.0025	Not Detected
Ethene	0.0025	Not Detected
Helium	0.13	0.67

Container Type: 1 Liter Summa Canister

Air Toxics LTD.
Laboratory Services Since 1989

Client Sample ID: VMP-6-31.5-020711

Lab ID#: 1102167B-13A

NATURAL GAS ANALYSIS BY MODIFIED ASTM D-1946

File Name:	**9021422**	**Date of Collection:**	**2/7/11 12:16:00 PM**
Dil. Factor:	**2.42**	**Date of Analysis:**	**2/14/11 04:00 PM**

Compound	Rpt. Limit (%)	Amount (%)
Oxygen	0.24	1.5
Nitrogen	0.24	78
Carbon Monoxide	0.024	Not Detected
Methane	0.00024	5.9
Carbon Dioxide	0.024	13
Ethane	0.0024	0.0023 J
Ethene	0.0024	Not Detected
Helium	0.12	0.010 J

J = Estimated value.

Container Type: 1 Liter Summa Canister

Air Toxics LTD.
Laboratory Services Since 1989

Client Sample ID: VMP-7-5-020711

Lab ID#: 1102167B-14A

NATURAL GAS ANALYSIS BY MODIFIED ASTM D-1946

File Name:	**9021406**	**Date of Collection:**	**2/7/11 10:15:00 AM**
Dil. Factor:	**2.58**	**Date of Analysis:**	**2/14/11 08:40 AM**

Compound	Rpt. Limit (%)	Amount (%)
Oxygen	0.26	17
Nitrogen	0.26	80
Carbon Monoxide	0.026	Not Detected
Methane	0.00026	0.000048 J
Carbon Dioxide	0.026	2.6
Ethane	0.0026	Not Detected
Ethene	0.0026	Not Detected
Helium	0.13	0.082 J

J = Estimated value.

Container Type: 1 Liter Summa Canister

Air Toxics LTD.
Laboratory Services Since 1989

Client Sample ID: VMP-7-13.5-020711

Lab ID#: 1102167B-15A

NATURAL GAS ANALYSIS BY MODIFIED ASTM D-1946

File Name:	**9021407**	**Date of Collection:**	**2/7/11 11:25:00 AM**
Dil. Factor:	**2.47**	**Date of Analysis:**	**2/14/11 09:02 AM**

Compound	Rpt. Limit (%)	Amount (%)
Oxygen	0.25	8.6
Nitrogen	0.25	82
Carbon Monoxide	0.025	Not Detected
Methane	0.00025	0.00016 J
Carbon Dioxide	0.025	9.5
Ethane	0.0025	Not Detected
Ethene	0.0025	Not Detected
Helium	0.12	0.0099 J

J = Estimated value.

Container Type: 1 Liter Summa Canister

Air Toxics LTD.
Laboratory Services Since 1989

Client Sample ID: VMP-7-29.5-020711

Lab ID#: 1102167B-16A

NATURAL GAS ANALYSIS BY MODIFIED ASTM D-1946

File Name:	**9021425**	**Date of Collection:**	**2/7/11 12:38:00 PM**
Dil. Factor:	**2.58**	**Date of Analysis:**	**2/14/11 05:18 PM**

Compound	Rpt. Limit (%)	Amount (%)
Oxygen	0.26	1.5
Nitrogen	0.26	81
Carbon Monoxide	0.026	Not Detected
Methane	0.00026	2.0
Carbon Dioxide	0.026	15
Ethane	0.0026	0.00032 J
Ethene	0.0026	Not Detected
Helium	0.13	0.20

J = Estimated value.

Container Type: 1 Liter Summa Canister

Air Toxics LTD.
Laboratory Services Since 1989

Client Sample ID: VMP-7-38-020711

Lab ID#: 1102167B-17A

NATURAL GAS ANALYSIS BY MODIFIED ASTM D-1946

File Name:	**9021424**	**Date of Collection:**	**2/7/11 3:40:00 AM**
Dil. Factor:	**2.16**	**Date of Analysis:**	**2/14/11 04:48 PM**

Compound	Rpt. Limit (%)	Amount (%)
Oxygen	0.22	1.5
Nitrogen	0.22	80
Carbon Monoxide	0.022	Not Detected
Methane	0.00022	2.2
Carbon Dioxide	0.022	16
Ethane	0.0022	0.00063 J
Ethene	0.0022	Not Detected
Helium	0.11	0.0087 J

J = Estimated value.

Container Type: 1 Liter Summa Canister

Air Toxics LTD.
Laboratory Services Since 1989

Client Sample ID: VMP-9-5-020811

Lab ID#: 1102167B-18A

NATURAL GAS ANALYSIS BY MODIFIED ASTM D-1946

File Name:	**9021409**	**Date of Collection: 2/8/11 1:40:00 PM**	
Dil. Factor:	**2.20**	**Date of Analysis: 2/14/11 10:04 AM**	

Compound	Rpt. Limit (%)	Amount (%)
Oxygen	0.22	20
Nitrogen	0.22	78
Carbon Monoxide	0.022	Not Detected
Methane	0.00022	Not Detected
Carbon Dioxide	0.022	1.5
Ethane	0.0022	Not Detected
Ethene	0.0022	Not Detected
Helium	0.11	0.010 J

J = Estimated value.

Container Type: 1 Liter Summa Canister

Air Toxics LTD.
Laboratory Services Since 1989

Client Sample ID: VMP-3-10-020811

Lab ID#: 1102167B-19A

NATURAL GAS ANALYSIS BY MODIFIED ASTM D-1946

File Name:	**9021426**	**Date of Collection:**	**2/8/11 2:45:00 PM**
Dil. Factor:	**2.33**	**Date of Analysis:**	**2/14/11 05:57 PM**

Compound	Rpt. Limit (%)	Amount (%)
Oxygen	0.23	1.8
Nitrogen	0.23	68
Carbon Monoxide	0.023	Not Detected
Methane	0.00023	18
Carbon Dioxide	0.023	8.2
Ethane	0.0023	0.0072
Ethene	0.0023	Not Detected
Helium	0.12	0.10 J

J = Estimated value.

Container Type: 1 Liter Summa Canister

Air Toxics LTD.
Laboratory Services Since 1989

Client Sample ID: VMP-3-22-020811

Lab ID#: 1102167B-20A

NATURAL GAS ANALYSIS BY MODIFIED ASTM D-1946

File Name:	**9021427**	**Date of Collection:**	**2/8/11 1:24:00 PM**
Dil. Factor:	**4.51**	**Date of Analysis:**	**2/14/11 06:27 PM**

Compound	Rpt. Limit (%)	Amount (%)
Oxygen	0.45	1.6
Nitrogen	0.45	60
Carbon Monoxide	0.045	Not Detected
Methane	0.00045	25
Carbon Dioxide	0.045	7.9
Ethane	0.0045	0.013
Ethene	0.0045	Not Detected
Helium	0.22	0.013 J

J = Estimated value.

Container Type: 1 Liter Summa Canister

Air Toxics LTD.
Laboratory Services Since 1989

Client Sample ID: Lab Blank

Lab ID#: 1102167B-21A

NATURAL GAS ANALYSIS BY MODIFIED ASTM D-1946

File Name:	**9021405**	**Date of Collection: NA**	
Dil. Factor:	**1.00**	**Date of Analysis: 2/14/11 08:15 AM**	

Compound	Rpt. Limit (%)	Amount (%)
Oxygen	0.10	Not Detected
Nitrogen	0.10	Not Detected
Carbon Monoxide	0.010	Not Detected
Methane	0.00010	Not Detected
Carbon Dioxide	0.010	Not Detected
Ethane	0.0010	Not Detected
Ethene	0.0010	Not Detected

Container Type: NA - Not Applicable

Air Toxics LTD.
Laboratory Services Since 1989

Client Sample ID: Lab Blank

Lab ID#: 1102167B-21B

NATURAL GAS ANALYSIS BY MODIFIED ASTM D-1946

File Name:	**9021403b**	**Date of Collection: NA**	
Dil. Factor:	**1.00**	**Date of Analysis: 2/14/11 07:32 AM**	

Compound	**Rpt. Limit (%)**	**Amount (%)**
Helium	0.050	Not Detected

Container Type: NA - Not Applicable

Air Toxics LTD.
Laboratory Services Since 1989

Client Sample ID: LCS

Lab ID#: 1102167B-22A

NATURAL GAS ANALYSIS BY MODIFIED ASTM D-1946

File Name:	**9021402**	**Date of Collection: NA**	
Dil. Factor:	**1.00**	**Date of Analysis: 2/14/11 07:05 AM**	

Compound	%Recovery
Oxygen	100
Nitrogen	100
Carbon Monoxide	99
Methane	98
Carbon Dioxide	99
Ethane	100
Ethene	99
Helium	95

Container Type: NA - Not Applicable

Air Toxics LTD.
Laboratory Services Since 1989

Client Sample ID: LCSD

Lab ID#: 1102167B-22AA

NATURAL GAS ANALYSIS BY MODIFIED ASTM D-1946

File Name:	**9021428**	**Date of Collection: NA**	
Dil. Factor:	**1.00**	**Date of Analysis: 2/14/11 06:55 PM**	

Compound	%Recovery
Oxygen	99
Nitrogen	100
Carbon Monoxide	100
Methane	96
Carbon Dioxide	99
Ethane	98
Ethene	98
Helium	97

Container Type: NA - Not Applicable

1102167

Shell Oil Products Chain Of Custody Record

URS

Air Toxics LTD. **Project Name: Roxana Dissolved Phase** **Project # 21562593.00007** **Lab Vendor #**	**Please Check Appropriate Box:** ☑ ENV. SERVICES ☐ MOTIVA RETAIL ☐ SHELL RETAIL ☐ MOTIVA SD&CM ☐ CONSULTANT ☐ LUBES ☐ SHELL PIPELINE ☐ OTHER							**Print Bill To Contact Name:** Thomas Adams **PO #**							**INCIDENT # (ENV SERVICES)** 9 7 2 1 6 6 4 0 **SAP #** 3 4 0 0 6 1				☐ CHECK IF NO INCIDENT # APPLIES DATE: 02/08/11 PAGE: 1 of 2
SAMPLING COMPANY: URS CORPORATION						LOG CODE:		SITE ADDRESS: Street and City: 900 SOUTH CENTRAL AVE – ROXANA						State: IL			GLOBAL ID NO.:		
ADDRESS: 1001 HIGHLANDS PLAZA DRIVE WEST - SUITE 300; ST. LOUIS, MO 63110						EDF DELIVERABLE TO (Name, Company, Office Location): Elizabeth Kunkel, URS, St. Louis			PHONE NO.: 314-743-4179			E-MAIL: Elizabeth_Kunkel@URSCorp.com			CONSULTANT PROJECT NAME/#: Roxana Dissolved Phase		
Laboratory Address: Air Toxics, LTD 180 Blue Ravine Road, Suite B, Folsom, CA 95630-4719						SAMPLER NAME(S) (Print):													
TELEPHONE: 314-429-0100		FAX: 314-429-0462				Bill To Contact E-MAIL: Thomas_Adams@URSCorp.com													

TURNAROUND TIME (CALENDAR DAYS): ☑ STANDARD (14 DAY) ☐ 5 DAYS ☐ 3 DAYS ☐ 2 DAYS ☐ 24 HOURS ☐ RESULTS NEEDED ON WEEKEND

REQUESTED ANALYSIS

☐ LA - RWQCB REPORT FORMAT ☑ UST AGENCY:

DELIVERABLES: ☐ LEVEL 1 ☐ LEVEL 2 ☐ LEVEL 3 ☑ LEVEL 4 ☐ OTHER (SPECIFY) _____

☑ SHELL CONTRACT RATE APPLIES
☐ STATE REIMBURSEMENT RATE APPLIES
☐ EDD NOT NEEDED
☑ RECEIPT VERIFICATION REQUESTED

LAB USE ONLY	Field Sample Identification	SAMPLING DATE	SAMPLING TIME	Canister Number	Canister Pressure/Vacuum Initial	Final	Receipt	Final (psi)	Modified TO-15	ASTM D-1946 + Helium	ASTM D-1946						
01A	VMP-1-5-020411	2/4/11	0950 / 1020	3007	-30	-1.5			X	X							
02A	VMP-1-8.5-020411	2/4/11	1127 / 1158	3050	-30	-6.5			X	X							
03A	VMP-1-23.5-020411	2/4/11	1246 / 1320	1778	-30	-5.5			X	X							
04A	VMP-2-5-020411	2/4/11	1041 / 1106	3852	-29.5	-10			X	X							
05A	VMP-2-8.5-020411	2/4/11	1157 / 1224	1947	-30	-8			X	X							
06A	VMP-2-22-020411	2/4/11	1310 / 1344	3676	-30	-6			X	X							
07A	VMP-19-5-020411	2/4/11	1523 / 1554	3565	-29.5	-7			X	X							
08A	VMP-18-8.5-020711	2/7/11	1432 / 1503	1636	-30	-6.5			X	X							
09A	VMP-18-8.5-020711-DUP	2/7/11	1432 / 1503	3680	-30	-5			X	X							
10A	VMP-17-5-020711	2/7/11	1540 / 1610	154	-29.5	-8			X	X							

Turn Around Time: ☑ Normal ☐ Rush Specify

Lab Use Only
Pressurized by:
Date:
Pressurization Gas: N_2 He

ADDITIONAL NOTES:

- 14 day hold time
- Report results between MDL and RL
- Level IV ECVP

Relinquished by: (Signature)	Received by: (Signature) FEDEX	Date: 2/8/11	Time: 1600
Relinquished by: (Signature)	Received by: (Signature) ATL	Date: 02/09/11	Time: 0910
Relinquished by: (Signature)	Received by: (Signature)	Date:	Time:

05/2/06 Revision

1102167

Shell Oil Products Chain Of Custody Record

URS

Air Toxics LTD.
Project Name: Roxana Dissolved Phase
Project # 21562593.00007
Lab Vendor #

Please Check Appropriate Box:
☑ ENV. SERVICES ☐ MOTIVA RETAIL ☐ SHELL RETAIL
☐ MOTIVA SD&CM ☐ CONSULTANT ☐ LUBES
☐ SHELL PIPELINE ☐ OTHER

Print Bill To Contact Name: Thomas Adams
PO #
INCIDENT # (ENV SERVICES): 9 7 2 1 6 6 4 0 ☐ CHECK IF NO INCIDENT # APPLIES
SAP #: 3 4 0 0 6 1
DATE: 02/08/11
PAGE: 2 of 2

SAMPLING COMPANY: URS CORPORATION
LOG CODE:
SITE ADDRESS: Street and City: 900 SOUTH CENTRAL AVE – ROXANA
State: IL
GLOBAL ID NO.:
ADDRESS: 1001 HIGHLANDS PLAZA DRIVE WEST - SUITE 300; ST. LOUIS, MO 63110
EDF DELIVERABLE TO (Name, Company, Office Location): Elizabeth Kunkel, URS, St. Louis
PHONE NO.: 314-743-4179
E-MAIL: Elizabeth.Kunkel2@URSCorp.com
CONSULTANT PROJECT NAME/#: Roxana Dissolved Phase
Laboratory Address: Air Toxics, LTD 180 Blue Ravine Road, Suite B, Folsom, CA 95630-4719
SAMPLER NAME(S) (Print):
TELEPHONE: 314-429-0100
FAX: 314-429-0462
Bill To Contact E-MAIL: Thomas.Adams@URSCorp.com

TURNAROUND TIME (CALENDAR DAYS):
☑ STANDARD (14 DAY) ☐ 5 DAYS ☐ 3 DAYS ☐ 2 DAYS ☐ 24 HOURS ☐ RESULTS NEEDED ON WEEKEND

☐ LA - RWQCB REPORT FORMAT ☑ UST AGENCY:

DELIVERABLES: ☐ LEVEL 1 ☐ LEVEL 2 ☐ LEVEL 3 ☑ LEVEL 4 ☐ OTHER (SPECIFY)

☑ SHELL CONTRACT RATE APPLIES
☐ STATE REIMBURSEMENT RATE APPLIES
☐ EDD NOT NEEDED
☑ RECEIPT-VERIFICATION REQUESTED

REQUESTED ANALYSIS

LAB USE ONLY	Field Sample Identification	SAMPLING DATE	SAMPLING TIME	Canister Number	Canister Pressure/Vacuum Initial	Final	Receipt	Final (psi)	Modified TO-15	ASTM D-1946 + Helium	ASTM D-1946
11A	VMP-6-5-020711	2/7/11	0912 / 0945	3480	-30	-6.5			X	X	
12A	VMP-6-10-020711	2/7/11	1033 / 1103	2222	-30	-7.5			X	X	
13A	VMP-6-31.5-020711	2/7/11	1146 / 1216	3046	-30	-6.5			X	X	
14A	VMP-7-5-020711	2/7/11	0945 / 1015	825	-30	-8.5			X	X	
15A	VMP-7-13.5-020711	2/7/11	1057 / 1125	1994	-30	-7.5			X	X	
16A	VMP-7-29.5-020711	2/7/11	1208 / 1238	5838	-30	-8			X	X	
17A	VMP-7-38-020711	2/7/11	1320 / 340	3955	-30	-4			X	X	
18A	VMP-9-5-020811	2/8/11	1324 / 1340	1156	-30	-5			X	X	
19A	VMP-3-10-020811	2/8/11	1415 / 1445	3908	-30	-6			X	X	
20A	VMP-3-22-020811	2/8/11	1254 / 1324	3484	-30	-6.5			X	X	

Turn Around Time:
☑ Normal
☐ Rush
Specify

Lab Use Only
Pressurized by:
Date:
Pressurization Gas: N_2 He

ADDITIONAL NOTES:
- 14 day hold time
- Report results between MDL and RL
- Level IV ECVP

	Relinquished by: (Signature)	Received by: (Signature)	Date:	Time:
		FEDEX	2/8/11	1600
	Relinquished by: (Signature)	Received by: (Signature)	Date:	Time:
		ATC	02/09/11	0910
	Relinquished by: (Signature)	Received by: (Signature)	Date:	Time:

05/2/08 Revision

CUST ACT?

Roxana 1Q2011 Vapor Data Review

Laboratory SDG: 1102236A, B, T

Data Reviewer: Steve Gragert

Peer Reviewer: Jeff Aust

Date Reviewed: 3/11/2011

Guidance: USEPA National Functional Guidelines for Superfund Organic Methods Data Review 2008

Work Plan: Dissolved Phase Groundwater Investigation and P-60 Free Phase Product Delineation (2009)

Sample Identification	Sample Identification
VMP-3-5-020911	VMP-3-31.5-020911
VMP-9-11.5-020911	VMP-9-11.5-020911-Dup
VMP-9-25.5-020911	VMP-9-38.5-020911
VMP-21-5-020911	VMP-21-5-020911-Dup
VMP-8-5-021011	VMP-8-9.5-021011
VMP-8-23.5-021011	VMP-10-5-021011
VMP-21-10-021011	VMP-21-25-021011
VMP-21-33-021011	

1.0 Data Package Completeness

Were all items delivered as specified in the QAPP and COC as appropriate?

Yes

2.0 Laboratory Case Narrative \ Cooler Receipt Form

Were problems noted in the laboratory case narrative or cooler receipt form?

Yes, the laboratory case narrative indicated that samples VMP-9-25.5-020911, VMP-9-38.5-020911, and VMP-21-5-020911 were diluted due to the presence of high level target analytes. Sample VMP-21-5-020911-DUP was diluted due to the presence of high level non-target analytes. Although not indicated in the laboratory case narrative, methylene chloride was detected in a TO-15 method blank. The compound, 2-propanol was qualified in field duplicate pair VMP-9-11.5-020911/ VMP-9-11.5-020911-Dup due to a greater than two times the reporting level difference between results. These issues are addressed further in the appropriate section below.

The sample ID as recorded on the COC for sample VMP-8-25.5-021011 is incorrect. Per URS chemist, the field log book and container ID were labeled correctly and logged into the database as VMP-8-23.5-021011. No other issues or discrepancies were noted in the cooler receipt form.

3.0 Holding Times

Were samples extracted/analyzed within applicable limits?

Yes

4.0 Blank Contamination

Were any analytes detected in the Method Blanks, Field Blanks or Trip Blanks?

Yes

Blank ID	Parameter	Analyte	Concentration/Amount
1102236A-13A	TO-15	Methylene chloride	0.18 ppbv / 0.62 µg/m^3
1102236B-16A	Natural Gases	Oxygen	0.011%
1102236B-16A	Natural Gases	Nitrogen	0.054%
1102236B-17A	Natural Gases	Nitrogen	0.061%

Analytical data that were reported non-detect or at concentrations greater than five times (5X) the associated blank concentration did not require qualification. No qualification of data was required.

5.0 Laboratory Control Sample

Were LCS recoveries within evaluation criteria?

Yes

6.0 Surrogate Recoveries

Were surrogate recoveries within evaluation criteria?

Yes

7.0 Matrix Spike and Matrix Spike Duplicate Recoveries

Were MS/MSD samples collected as part of this SDG?

MS/MSD samples are not applicable for vapor samples, due to inability to spike the samples.

8.0 Laboratory Duplicate Results

Were laboratory duplicate samples collected as part of this SDG?

No

9.0 Field Duplicate Results

Were field duplicate samples collected as part of this SDG?

Yes

Field ID	Field Duplicate ID
VMP-9-11.5-020911	VMP-9-11.5-020911-Dup
VMP-21-5-020911	VMP-21-5-020911-Dup

Were field duplicates within evaluation criteria?

No

Field ID	Field Duplicate ID	Parameter	Analyte	RPD	Qualification
VMP-9-11.5-020911	VMP-9-11.5-020911-Dup	TO-15	2-Propanol	>2X RL	**J/J**

10.0 Sample Dilutions

For samples that were diluted and nondetect, were undiluted results also reported?

Not applicable; analytes were detected in samples that were diluted.

11.0 Additional Qualifications

Were additional qualifications applied?

No

Air Toxics LTD.
Laboratory Services Since 1989

2/20/2011
Mr. Jeff Adams
URS Corporation
1001 Highlands Plaza Dr. West
Suite 300
St. Louis MO 63110

Project Name: Roxana Dissolved Phase
Project #: 21562593.00007
Workorder #: 1102236A

Dear Mr. Jeff Adams

The following report includes the data for the above referenced project for sample(s) received on 2/11/2011 at Air Toxics Ltd.

The data and associated QC analyzed by Modified TO-15 are compliant with the project requirements or laboratory criteria with the exception of the deviations noted in the attached case narrative.

Thank you for choosing Air Toxics Ltd. for your air analysis needs. Air Toxics Ltd. is committed to providing accurate data of the highest quality. Please feel free to contact the Project Manager: Jacquelyn Luta at 916-985-1000 if you have any questions regarding the data in this report.

Regards,

Jacquelyn Luta
Project Manager

Revised
on
3/11/2011

Air Toxics LTD.
Laboratory Services Since 1989

WORK ORDER #: 1102236A

Work Order Summary

CLIENT:	Mr. Jeff Adams URS Corporation 1001 Highlands Plaza Dr. West Suite 300 St. Louis, MO 63110	**BILL TO:**	Accounts Payable Austin URS Corporation P.O. BOX 203970 Austin, TX 78720-1088
PHONE:	314-429-0100	**P.O. #**	21562593.00007
FAX:		**PROJECT #**	21562593.00007 Roxana Dissolved Phase
DATE RECEIVED:	02/11/2011	**CONTACT:**	Jacquelyn Luta
DATE COMPLETED:	02/20/2011		

FRACTION #	NAME	TEST	RECEIPT VAC./PRES.	FINAL PRESSURE
03A	VMP-9-11.5-020911	Modified TO-15	7.5 "Hg	15 psi
04A	VMP-9-11.5-020911-DUP	Modified TO-15	1.0 "Hg	15 psi
05A	VMP-9-25.5-020911	Modified TO-15	6.0 "Hg	15 psi
06A	VMP-9-38.5-020911	Modified TO-15	1.0 "Hg	15 psi
07A	VMP-21-5-020911	Modified TO-15	4.0 "Hg	15 psi
08A	VMP-21-5-020911-DUP	Modified TO-15	4.5 "Hg	15 psi
09A	VMP-8-5-021011	Modified TO-15	5.5 "Hg	15 psi
10A	VMP-8-9.5-021011	Modified TO-15	6.0 "Hg	15 psi
11A	VMP-8-25.5-021011	Modified TO-15	7.5 "Hg	15 psi
12A	VMP-10-5-021011	Modified TO-15	4.5 "Hg	15 psi
13A	Lab Blank	Modified TO-15	NA	NA
14A	CCV	Modified TO-15	NA	NA
15A	LCS	Modified TO-15	NA	NA
15AA	LCSD	Modified TO-15	NA	NA

CERTIFIED BY: Linda D. Fruman DATE: 02/20/11

Laboratory Director

Certfication numbers: CA NELAP - 02110CA, LA NELAP/LELAP- AI 30763,
NY NELAP - 11291, UT NELAP - 9166389892, AZ Licensure AZ0719
Name of Accrediting Agency: NELAP/Florida Department of Health, Scope of Application: Clean Air Act,
Accreditation number: E87680, Effective date: 07/01/09, Expiration date: 06/30/11
Air Toxics Ltd. certifies that the test results contained in this report meet all requirements of the NELAC standards

This report shall not be reproduced, except in full, without the written approval of Air Toxics Ltd.

180 BLUE RAVINE ROAD, SUITE B FOLSOM, CA - 95630
(916) 985-1000 . (800) 985-5955 . FAX (916) 985-1020

LABORATORY NARRATIVE
EPA Method TO-15
URS Corporation
Workorder# 1102236A

Ten 1 Liter Summa Canister samples were received on February 11, 2011. The laboratory performed analysis via modified EPA Method TO-15 using GC/MS in the full scan mode.

This workorder was independently validated prior to submittal using 'USEPA National Functional Guidelines' as generally applied to the analysis of volatile organic compounds in air. A rules-based, logic driven, independent validation engine was employed to assess completeness, evaluate pass/fail of relevant project quality control requirements and verification of all quantified amounts.

Receiving Notes

There were no receiving discrepancies.

Analytical Notes

As per project specific client request the laboratory has reported estimated values for target compound hits that are below the Reporting Limit but greater than the Method Detection Limit. Concentrations that are below the level at which the canister was certified (0.2 ppbv for compounds reported at 0.5 ppbv and 0.8 ppbv for compounds reported at 2.0 ppbv) may be false positives.

Dilution was performed on samples VMP-9-25.5-020911, VMP-9-38.5-020911, and VMP-21-5-020911 due to the presence of high level target species.

Dilution was performed on sample VMP-21-5-020911-DUP due to the presence of high level non-target species.

Definition of Data Qualifying Flags

Eight qualifiers may have been used on the data analysis sheets and indicates as follows:

B - Compound present in laboratory blank greater than reporting limit (background subtraction not performed).
J - Estimated value.
E - Exceeds instrument calibration range.
S - Saturated peak.
Q - Exceeds quality control limits.
U - Compound analyzed for but not detected above the reporting limit.
UJ- Non-detected compound associated with low bias in the CCV
N - The identification is based on presumptive evidence.

File extensions may have been used on the data analysis sheets and indicates as follows:

a-File was requantified
b-File was quantified by a second column and detector
r1-File was requantified for the purpose of reissue

Air Toxics LTD.
Laboratory Services Since 1989

Summary of Detected Compounds
MODIFIED EPA METHOD TO-15 GC/MS FULL SCAN

Client Sample ID: VMP-9-11.5-020911

Lab ID#: 1102236A-03A

Compound	Rpt. Limit (ppbv)	Amount (ppbv)	Rpt. Limit (ug/m3)	Amount (ug/m3)
Ethanol	5.4	3.2 J	10	5.9 J
Acetone	5.4	3.1 J	13	7.4 J
2-Propanol	5.4	3.8 J	13	9.4 J
2,2,4-Trimethylpentane	1.3	1.6	6.3	7.3
Tetrachloroethene	1.3	0.58 J	9.1	3.9 J

Client Sample ID: VMP-9-11.5-020911-DUP

Lab ID#: 1102236A-04A

Compound	Rpt. Limit (ppbv)	Amount (ppbv)	Rpt. Limit (ug/m3)	Amount (ug/m3)
Freon 12	1.0	0.26 J	5.2	1.3 J
Ethanol	4.2	4.8	7.9	9.0
Acetone	4.2	3.7 J	9.9	8.8 J
2-Propanol	4.2	20 J	10	49 J
Cyclohexane	1.0	0.60 J	3.6	2.1 J
2,2,4-Trimethylpentane	1.0	1.6	4.9	7.4
Heptane	1.0	0.61 J	4.3	2.5 J
Toluene	1.0	0.78 J	3.9	2.9 J
Tetrachloroethene	1.0	0.55 J	7.1	3.7 J

Client Sample ID: VMP-9-25.5-020911

Lab ID#: 1102236A-05A

Compound	Rpt. Limit (ppbv)	Amount (ppbv)	Rpt. Limit (ug/m3)	Amount (ug/m3)
Hexane	130	67 J	440	240 J
Cyclohexane	130	870	430	3000
2,2,4-Trimethylpentane	130	42000	590	190000
Benzene	130	25 J	400	79 J
1,2,4-Trimethylbenzene	130	24 J	620	120 J

Air Toxics LTD.
Laboratory Services Since 1989

Summary of Detected Compounds
MODIFIED EPA METHOD TO-15 GC/MS FULL SCAN

Client Sample ID: VMP-9-38.5-020911

Lab ID#: 1102236A-06A

Compound	Rpt. Limit (ppbv)	Amount (ppbv)	Rpt. Limit (ug/m3)	Amount (ug/m3)
Hexane	210	540	740	1900
Cyclohexane	210	5300	720	18000
2,2,4-Trimethylpentane	210	82000	980	380000
Benzene	210	280	670	890
Cumene	210	45 J	1000	220 J

Client Sample ID: VMP-21-5-020911

Lab ID#: 1102236A-07A

Compound	Rpt. Limit (ppbv)	Amount (ppbv)	Rpt. Limit (ug/m3)	Amount (ug/m3)
Hexane	470	43000	1600	150000
Cyclohexane	470	27000	1600	94000
2,2,4-Trimethylpentane	470	180000	2200	830000
Heptane	470	3800	1900	16000

Client Sample ID: VMP-21-5-020911-DUP

Lab ID#: 1102236A-08A

Compound	Rpt. Limit (ppbv)	Amount (ppbv)	Rpt. Limit (ug/m3)	Amount (ug/m3)
Hexane	800	35000	2800	120000
Cyclohexane	800	22000	2700	77000
2,2,4-Trimethylpentane	800	140000	3700	660000
Heptane	800	3000	3200	12000

Client Sample ID: VMP-8-5-021011

Lab ID#: 1102236A-09A

Compound	Rpt. Limit (ppbv)	Amount (ppbv)	Rpt. Limit (ug/m3)	Amount (ug/m3)
Acetone	4.9	3.0 J	12	7.2 J
2-Propanol	4.9	3.2 J	12	8.0 J
Carbon Disulfide	1.2	0.35 J	3.8	1.1 J

Air Toxics LTD.
Laboratory Services Since 1989

Summary of Detected Compounds
MODIFIED EPA METHOD TO-15 GC/MS FULL SCAN

Client Sample ID: VMP-8-5-021011

Lab ID#: 1102236A-09A

Hexane	1.2	0.32 J	4.4	1.1 J
Cyclohexane	1.2	0.35 J	4.2	1.2 J
2,2,4-Trimethylpentane	1.2	5.8	5.8	27
Benzene	1.2	4.4	3.9	14

Client Sample ID: VMP-8-9.5-021011

Lab ID#: 1102236A-10A

Compound	Rpt. Limit (ppbv)	Amount (ppbv)	Rpt. Limit (ug/m3)	Amount (ug/m3)
Freon 12	1.3	0.38 J	6.2	1.9 J
Freon 11	1.3	0.23 J	7.1	1.3 J
Ethanol	5.0	1.5 J	9.5	2.8 J
Acetone	5.0	6.4	12	15
2-Propanol	5.0	1.4 J	12	3.6 J
2,2,4-Trimethylpentane	1.3	1.6	5.9	7.7
Toluene	1.3	0.30 J	4.7	1.1 J
Tetrachloroethene	1.3	0.62 J	8.5	4.2 J

Client Sample ID: VMP-8-25.5-021011

Lab ID#: 1102236A-11A

Compound	Rpt. Limit (ppbv)	Amount (ppbv)	Rpt. Limit (ug/m3)	Amount (ug/m3)
Freon 12	1.3	0.44 J	6.6	2.2 J
Freon 11	1.3	0.23 J	7.6	1.3 J
2-Propanol	5.4	3.1 J	13	7.6 J
2,2,4-Trimethylpentane	1.3	3.9	6.3	18
Benzene	1.3	2.5	4.3	7.9
Tetrachloroethene	1.3	0.60 J	9.1	4.1 J

Client Sample ID: VMP-10-5-021011

Lab ID#: 1102236A-12A

Compound	Rpt. Limit (ppbv)	Amount (ppbv)	Rpt. Limit (ug/m3)	Amount (ug/m3)

Air Toxics LTD.
Laboratory Services Since 1989

Summary of Detected Compounds
MODIFIED EPA METHOD TO-15 GC/MS FULL SCAN

Client Sample ID: VMP-10-5-021011

Lab ID#: 1102236A-12A

Compound	Rpt. Limit (ppbv)	Amount (ppbv)	Rpt. Limit (ug/m3)	Amount (ug/m3)
Freon 12	1.2	0.48 J	5.9	2.4 J
2-Propanol	4.8	2.4 J	12	5.8 J
Hexane	1.2	30	4.2	110
Cyclohexane	1.2	6.6	4.1	23
2,2,4-Trimethylpentane	1.2	44	5.6	200
Heptane	1.2	11	4.9	44
Toluene	1.2	0.73 J	4.5	2.8 J
Ethyl Benzene	1.2	0.66 J	5.2	2.9 J
m,p-Xylene	1.2	1.1 J	5.2	4.6 J
o-Xylene	1.2	0.26 J	5.2	1.1 J
4-Ethyltoluene	1.2	0.26 J	5.8	1.3 J
1,2,4-Trimethylbenzene	1.2	0.26 J	5.8	1.3 J

Air Toxics LTD.
Laboratory Services Since 1989

Client Sample ID: VMP-9-11.5-020911

Lab ID#: 1102236A-03A

MODIFIED EPA METHOD TO-15 GC/MS FULL SCAN

File Name:	**2021708**	**Date of Collection:**	**2/9/11 10:36:00 AM**
Dil. Factor:	**2.69**	**Date of Analysis:**	**2/17/11 10:37 AM**

Compound	Rpt. Limit (ppbv)	Amount (ppbv)	Rpt. Limit (ug/m3)	Amount (ug/m3)
Freon 12	1.3	Not Detected	6.6	Not Detected
Freon 114	1.3	Not Detected	9.4	Not Detected
Chloromethane	5.4	Not Detected	11	Not Detected
Vinyl Chloride	1.3	Not Detected	3.4	Not Detected
1,3-Butadiene	1.3	Not Detected	3.0	Not Detected
Bromomethane	1.3	Not Detected	5.2	Not Detected
Chloroethane	1.3	Not Detected	3.5	Not Detected
Freon 11	1.3	Not Detected	7.6	Not Detected
Ethanol	5.4	3.2 J	10	5.9 J
Freon 113	1.3	Not Detected	10	Not Detected
1,1-Dichloroethene	1.3	Not Detected	5.3	Not Detected
Acetone	5.4	3.1 J	13	7.4 J
2-Propanol	5.4	3.8 J	13	9.4 J
Carbon Disulfide	1.3	Not Detected	4.2	Not Detected
3-Chloropropene	5.4	Not Detected	17	Not Detected
Methylene Chloride	1.3	Not Detected	4.7	Not Detected
Methyl tert-butyl ether	1.3	Not Detected	4.8	Not Detected
trans-1,2-Dichloroethene	1.3	Not Detected	5.3	Not Detected
Hexane	1.3	Not Detected	4.7	Not Detected
1,1-Dichloroethane	1.3	Not Detected	5.4	Not Detected
2-Butanone (Methyl Ethyl Ketone)	1.3	Not Detected	4.0	Not Detected
cis-1,2-Dichloroethene	1.3	Not Detected	5.3	Not Detected
Tetrahydrofuran	1.3	Not Detected	4.0	Not Detected
Chloroform	1.3	Not Detected	6.6	Not Detected
1,1,1-Trichloroethane	1.3	Not Detected	7.3	Not Detected
Cyclohexane	1.3	Not Detected	4.6	Not Detected
Carbon Tetrachloride	1.3	Not Detected	8.5	Not Detected
2,2,4-Trimethylpentane	1.3	1.6	6.3	7.3
Benzene	1.3	Not Detected	4.3	Not Detected
1,2-Dichloroethane	1.3	Not Detected	5.4	Not Detected
Heptane	1.3	Not Detected	5.5	Not Detected
Trichloroethene	1.3	Not Detected	7.2	Not Detected
1,2-Dichloropropane	1.3	Not Detected	6.2	Not Detected
1,4-Dioxane	5.4	Not Detected	19	Not Detected
Bromodichloromethane	1.3	Not Detected	9.0	Not Detected
cis-1,3-Dichloropropene	1.3	Not Detected	6.1	Not Detected
4-Methyl-2-pentanone	1.3	Not Detected	5.5	Not Detected
Toluene	1.3	Not Detected	5.1	Not Detected
trans-1,3-Dichloropropene	1.3	Not Detected	6.1	Not Detected
1,1,2-Trichloroethane	1.3	Not Detected	7.3	Not Detected
Tetrachloroethene	1.3	0.58 J	9.1	3.9 J

Air Toxics LTD.
Laboratory Services Since 1989

Client Sample ID: VMP-9-11.5-020911

Lab ID#: 1102236A-03A

MODIFIED EPA METHOD TO-15 GC/MS FULL SCAN

File Name:	**2021708**	**Date of Collection:**	**2/9/11 10:36:00 AM**
Dil. Factor:	**2.69**	**Date of Analysis:**	**2/17/11 10:37 AM**

Compound	Rpt. Limit (ppbv)	Amount (ppbv)	Rpt. Limit (ug/m3)	Amount (ug/m3)
2-Hexanone	5.4	Not Detected	22	Not Detected
Dibromochloromethane	1.3	Not Detected	11	Not Detected
1,2-Dibromoethane (EDB)	1.3	Not Detected	10	Not Detected
Chlorobenzene	1.3	Not Detected	6.2	Not Detected
Ethyl Benzene	1.3	Not Detected	5.8	Not Detected
m,p-Xylene	1.3	Not Detected	5.8	Not Detected
o-Xylene	1.3	Not Detected	5.8	Not Detected
Styrene	1.3	Not Detected	5.7	Not Detected
Bromoform	1.3	Not Detected	14	Not Detected
Cumene	1.3	Not Detected	6.6	Not Detected
1,1,2,2-Tetrachloroethane	1.3	Not Detected	9.2	Not Detected
Propylbenzene	1.3	Not Detected	6.6	Not Detected
4-Ethyltoluene	1.3	Not Detected	6.6	Not Detected
1,3,5-Trimethylbenzene	1.3	Not Detected	6.6	Not Detected
1,2,4-Trimethylbenzene	1.3	Not Detected	6.6	Not Detected
1,3-Dichlorobenzene	1.3	Not Detected	8.1	Not Detected
1,4-Dichlorobenzene	1.3	Not Detected	8.1	Not Detected
alpha-Chlorotoluene	1.3	Not Detected	7.0	Not Detected
1,2-Dichlorobenzene	1.3	Not Detected	8.1	Not Detected
1,2,4-Trichlorobenzene	5.4	Not Detected	40	Not Detected
Hexachlorobutadiene	5.4	Not Detected	57	Not Detected

J = Estimated value.

Container Type: 1 Liter Summa Canister

Surrogates	%Recovery	Method Limits
Toluene-d8	98	70-130
1,2-Dichloroethane-d4	96	70-130
4-Bromofluorobenzene	99	70-130

Air TOXICS LTD.
Laboratory Services Since 1989

Client Sample ID: VMP-9-11.5-020911-DUP

Lab ID#: 1102236A-04A

MODIFIED EPA METHOD TO-15 GC/MS FULL SCAN

File Name:	**2021709**	**Date of Collection: 2/9/11 10:06:00 AM**	
Dil. Factor:	**2.09**	**Date of Analysis: 2/17/11 11:13 AM**	

Compound	Rpt. Limit (ppbv)	Amount (ppbv)	Rpt. Limit (ug/m3)	Amount (ug/m3)
Freon 12	1.0	0.26 J	5.2	1.3 J
Freon 114	1.0	Not Detected	7.3	Not Detected
Chloromethane	4.2	Not Detected	8.6	Not Detected
Vinyl Chloride	1.0	Not Detected	2.7	Not Detected
1,3-Butadiene	1.0	Not Detected	2.3	Not Detected
Bromomethane	1.0	Not Detected	4.0	Not Detected
Chloroethane	1.0	Not Detected	2.8	Not Detected
Freon 11	1.0	Not Detected	5.9	Not Detected
Ethanol	4.2	4.8	7.9	9.0
Freon 113	1.0	Not Detected	8.0	Not Detected
1,1-Dichloroethene	1.0	Not Detected	4.1	Not Detected
Acetone	4.2	3.7 J	9.9	8.8 J
2-Propanol	4.2	20 "J"	10	49 "J"
Carbon Disulfide	1.0	Not Detected	3.2	Not Detected
3-Chloropropene	4.2	Not Detected	13	Not Detected
Methylene Chloride	1.0	Not Detected	3.6	Not Detected
Methyl tert-butyl ether	1.0	Not Detected	3.8	Not Detected
trans-1,2-Dichloroethene	1.0	Not Detected	4.1	Not Detected
Hexane	1.0	Not Detected	3.7	Not Detected
1,1-Dichloroethane	1.0	Not Detected	4.2	Not Detected
2-Butanone (Methyl Ethyl Ketone)	1.0	Not Detected	3.1	Not Detected
cis-1,2-Dichloroethene	1.0	Not Detected	4.1	Not Detected
Tetrahydrofuran	1.0	Not Detected	3.1	Not Detected
Chloroform	1.0	Not Detected	5.1	Not Detected
1,1,1-Trichloroethane	1.0	Not Detected	5.7	Not Detected
Cyclohexane	1.0	0.60 J	3.6	2.1 J
Carbon Tetrachloride	1.0	Not Detected	6.6	Not Detected
2,2,4-Trimethylpentane	1.0	1.6	4.9	7.4
Benzene	1.0	Not Detected	3.3	Not Detected
1,2-Dichloroethane	1.0	Not Detected	4.2	Not Detected
Heptane	1.0	0.61 J	4.3	2.5 J
Trichloroethene	1.0	Not Detected	5.6	Not Detected
1,2-Dichloropropane	1.0	Not Detected	4.8	Not Detected
1,4-Dioxane	4.2	Not Detected	15	Not Detected
Bromodichloromethane	1.0	Not Detected	7.0	Not Detected
cis-1,3-Dichloropropene	1.0	Not Detected	4.7	Not Detected
4-Methyl-2-pentanone	1.0	Not Detected	4.3	Not Detected
Toluene	1.0	0.78 J	3.9	2.9 J
trans-1,3-Dichloropropene	1.0	Not Detected	4.7	Not Detected
1,1,2-Trichloroethane	1.0	Not Detected	5.7	Not Detected
Tetrachloroethene	1.0	0.55 J	7.1	3.7 J

Air Toxics LTD.
Laboratory Services Since 1989

Client Sample ID: VMP-9-11.5-020911-DUP

Lab ID#: 1102236A-04A

MODIFIED EPA METHOD TO-15 GC/MS FULL SCAN

File Name:	**2021709**	**Date of Collection: 2/9/11 10:06:00 AM**	
Dil. Factor:	**2.09**	**Date of Analysis: 2/17/11 11:13 AM**	

Compound	Rpt. Limit (ppbv)	Amount (ppbv)	Rpt. Limit (ug/m3)	Amount (ug/m3)
2-Hexanone	4.2	Not Detected	17	Not Detected
Dibromochloromethane	1.0	Not Detected	8.9	Not Detected
1,2-Dibromoethane (EDB)	1.0	Not Detected	8.0	Not Detected
Chlorobenzene	1.0	Not Detected	4.8	Not Detected
Ethyl Benzene	1.0	Not Detected	4.5	Not Detected
m,p-Xylene	1.0	Not Detected	4.5	Not Detected
o-Xylene	1.0	Not Detected	4.5	Not Detected
Styrene	1.0	Not Detected	4.4	Not Detected
Bromoform	1.0	Not Detected	11	Not Detected
Cumene	1.0	Not Detected	5.1	Not Detected
1,1,2,2-Tetrachloroethane	1.0	Not Detected	7.2	Not Detected
Propylbenzene	1.0	Not Detected	5.1	Not Detected
4-Ethyltoluene	1.0	Not Detected	5.1	Not Detected
1,3,5-Trimethylbenzene	1.0	Not Detected	5.1	Not Detected
1,2,4-Trimethylbenzene	1.0	Not Detected	5.1	Not Detected
1,3-Dichlorobenzene	1.0	Not Detected	6.3	Not Detected
1,4-Dichlorobenzene	1.0	Not Detected	6.3	Not Detected
alpha-Chlorotoluene	1.0	Not Detected	5.4	Not Detected
1,2-Dichlorobenzene	1.0	Not Detected	6.3	Not Detected
1,2,4-Trichlorobenzene	4.2	Not Detected	31	Not Detected
Hexachlorobutadiene	4.2	Not Detected	44	Not Detected

J = Estimated value.

Container Type: 1 Liter Summa Canister

Surrogates	%Recovery	Method Limits
Toluene-d8	102	70-130
1,2-Dichloroethane-d4	102	70-130
4-Bromofluorobenzene	95	70-130

Air Toxics LTD.
Laboratory Services Since 1989

Client Sample ID: VMP-9-25.5-020911

Lab ID#: 1102236A-05A

MODIFIED EPA METHOD TO-15 GC/MS FULL SCAN

File Name:	**2021711**	**Date of Collection:**	**2/9/11 1:45:00 PM**
Dil. Factor:	**252**	**Date of Analysis:**	**2/17/11 12:28 PM**

Compound	Rpt. Limit (ppbv)	Amount (ppbv)	Rpt. Limit (ug/m3)	Amount (ug/m3)
Freon 12	130	Not Detected	620	Not Detected
Freon 114	130	Not Detected	880	Not Detected
Chloromethane	500	Not Detected	1000	Not Detected
Vinyl Chloride	130	Not Detected	320	Not Detected
1,3-Butadiene	130	Not Detected	280	Not Detected
Bromomethane	130	Not Detected	490	Not Detected
Chloroethane	130	Not Detected	330	Not Detected
Freon 11	130	Not Detected	710	Not Detected
Ethanol	500	Not Detected	950	Not Detected
Freon 113	130	Not Detected	960	Not Detected
1,1-Dichloroethene	130	Not Detected	500	Not Detected
Acetone	500	Not Detected	1200	Not Detected
2-Propanol	500	Not Detected	1200	Not Detected
Carbon Disulfide	130	Not Detected	390	Not Detected
3-Chloropropene	500	Not Detected	1600	Not Detected
Methylene Chloride	130	Not Detected	440	Not Detected
Methyl tert-butyl ether	130	Not Detected	450	Not Detected
trans-1,2-Dichloroethene	130	Not Detected	500	Not Detected
Hexane	130	67 J	440	240 J
1,1-Dichloroethane	130	Not Detected	510	Not Detected
2-Butanone (Methyl Ethyl Ketone)	130	Not Detected	370	Not Detected
cis-1,2-Dichloroethene	130	Not Detected	500	Not Detected
Tetrahydrofuran	130	Not Detected	370	Not Detected
Chloroform	130	Not Detected	620	Not Detected
1,1,1-Trichloroethane	130	Not Detected	690	Not Detected
Cyclohexane	130	870	430	3000
Carbon Tetrachloride	130	Not Detected	790	Not Detected
2,2,4-Trimethylpentane	130	42000	590	190000
Benzene	130	25 J	400	79 J
1,2-Dichloroethane	130	Not Detected	510	Not Detected
Heptane	130	Not Detected	520	Not Detected
Trichloroethene	130	Not Detected	680	Not Detected
1,2-Dichloropropane	130	Not Detected	580	Not Detected
1,4-Dioxane	500	Not Detected	1800	Not Detected
Bromodichloromethane	130	Not Detected	840	Not Detected
cis-1,3-Dichloropropene	130	Not Detected	570	Not Detected
4-Methyl-2-pentanone	130	Not Detected	520	Not Detected
Toluene	130	Not Detected	470	Not Detected
trans-1,3-Dichloropropene	130	Not Detected	570	Not Detected
1,1,2-Trichloroethane	130	Not Detected	690	Not Detected
Tetrachloroethene	130	Not Detected	850	Not Detected

Air Toxics LTD.
Laboratory Services Since 1989

Client Sample ID: VMP-9-25.5-020911

Lab ID#: 1102236A-05A

MODIFIED EPA METHOD TO-15 GC/MS FULL SCAN

File Name:	**2021711**	**Date of Collection: 2/9/11 1:45:00 PM**	
Dil. Factor:	**252**	**Date of Analysis: 2/17/11 12:28 PM**	

Compound	Rpt. Limit (ppbv)	Amount (ppbv)	Rpt. Limit (ug/m3)	Amount (ug/m3)
2-Hexanone	500	Not Detected	2100	Not Detected
Dibromochloromethane	130	Not Detected	1100	Not Detected
1,2-Dibromoethane (EDB)	130	Not Detected	970	Not Detected
Chlorobenzene	130	Not Detected	580	Not Detected
Ethyl Benzene	130	Not Detected	550	Not Detected
m,p-Xylene	130	Not Detected	550	Not Detected
o-Xylene	130	Not Detected	550	Not Detected
Styrene	130	Not Detected	540	Not Detected
Bromoform	130	Not Detected	1300	Not Detected
Cumene	130	Not Detected	620	Not Detected
1,1,2,2-Tetrachloroethane	130	Not Detected	860	Not Detected
Propylbenzene	130	Not Detected	620	Not Detected
4-Ethyltoluene	130	Not Detected	620	Not Detected
1,3,5-Trimethylbenzene	130	Not Detected	620	Not Detected
1,2,4-Trimethylbenzene	130	24 J	620	120 J
1,3-Dichlorobenzene	130	Not Detected	760	Not Detected
1,4-Dichlorobenzene	130	Not Detected	760	Not Detected
alpha-Chlorotoluene	130	Not Detected	650	Not Detected
1,2-Dichlorobenzene	130	Not Detected	760	Not Detected
1,2,4-Trichlorobenzene	500	Not Detected	3700	Not Detected
Hexachlorobutadiene	500	Not Detected	5400	Not Detected

J = Estimated value.

Container Type: 1 Liter Summa Canister

Surrogates	%Recovery	Method Limits
Toluene-d8	101	70-130
1,2-Dichloroethane-d4	95	70-130
4-Bromofluorobenzene	102	70-130

Air Toxics LTD.
Laboratory Services Since 1989

Client Sample ID: VMP-9-38.5-020911

Lab ID#: 1102236A-06A

MODIFIED EPA METHOD TO-15 GC/MS FULL SCAN

File Name:	**2021712**	**Date of Collection: 2/9/11 2:39:00 PM**	
Dil. Factor:	**418**	**Date of Analysis: 2/17/11 01:03 PM**	

Compound	Rpt. Limit (ppbv)	Amount (ppbv)	Rpt. Limit (ug/m3)	Amount (ug/m3)
Freon 12	210	Not Detected	1000	Not Detected
Freon 114	210	Not Detected	1500	Not Detected
Chloromethane	840	Not Detected	1700	Not Detected
Vinyl Chloride	210	Not Detected	530	Not Detected
1,3-Butadiene	210	Not Detected	460	Not Detected
Bromomethane	210	Not Detected	810	Not Detected
Chloroethane	210	Not Detected	550	Not Detected
Freon 11	210	Not Detected	1200	Not Detected
Ethanol	840	Not Detected	1600	Not Detected
Freon 113	210	Not Detected	1600	Not Detected
1,1-Dichloroethene	210	Not Detected	830	Not Detected
Acetone	840	Not Detected	2000	Not Detected
2-Propanol	840	Not Detected	2000	Not Detected
Carbon Disulfide	210	Not Detected	650	Not Detected
3-Chloropropene	840	Not Detected	2600	Not Detected
Methylene Chloride	210	Not Detected	730	Not Detected
Methyl tert-butyl ether	210	Not Detected	750	Not Detected
trans-1,2-Dichloroethene	210	Not Detected	830	Not Detected
Hexane	210	540	740	1900
1,1-Dichloroethane	210	Not Detected	850	Not Detected
2-Butanone (Methyl Ethyl Ketone)	210	Not Detected	620	Not Detected
cis-1,2-Dichloroethene	210	Not Detected	830	Not Detected
Tetrahydrofuran	210	Not Detected	620	Not Detected
Chloroform	210	Not Detected	1000	Not Detected
1,1,1-Trichloroethane	210	Not Detected	1100	Not Detected
Cyclohexane	210	5300	720	18000
Carbon Tetrachloride	210	Not Detected	1300	Not Detected
2,2,4-Trimethylpentane	210	82000	980	380000
Benzene	210	280	670	890
1,2-Dichloroethane	210	Not Detected	840	Not Detected
Heptane	210	Not Detected	860	Not Detected
Trichloroethene	210	Not Detected	1100	Not Detected
1,2-Dichloropropane	210	Not Detected	960	Not Detected
1,4-Dioxane	840	Not Detected	3000	Not Detected
Bromodichloromethane	210	Not Detected	1400	Not Detected
cis-1,3-Dichloropropene	210	Not Detected	950	Not Detected
4-Methyl-2-pentanone	210	Not Detected	860	Not Detected
Toluene	210	Not Detected	790	Not Detected
trans-1,3-Dichloropropene	210	Not Detected	950	Not Detected
1,1,2-Trichloroethane	210	Not Detected	1100	Not Detected
Tetrachloroethene	210	Not Detected	1400	Not Detected

Air Toxics LTD.
Laboratory Services Since 1989

Client Sample ID: VMP-9-38.5-020911

Lab ID#: 1102236A-06A

MODIFIED EPA METHOD TO-15 GC/MS FULL SCAN

File Name:	**2021712**	**Date of Collection: 2/9/11 2:39:00 PM**	
Dil. Factor:	**418**	**Date of Analysis: 2/17/11 01:03 PM**	

Compound	Rpt. Limit (ppbv)	Amount (ppbv)	Rpt. Limit (ug/m3)	Amount (ug/m3)
2-Hexanone	840	Not Detected	3400	Not Detected
Dibromochloromethane	210	Not Detected	1800	Not Detected
1,2-Dibromoethane (EDB)	210	Not Detected	1600	Not Detected
Chlorobenzene	210	Not Detected	960	Not Detected
Ethyl Benzene	210	Not Detected	910	Not Detected
m,p-Xylene	210	Not Detected	910	Not Detected
o-Xylene	210	Not Detected	910	Not Detected
Styrene	210	Not Detected	890	Not Detected
Bromoform	210	Not Detected	2200	Not Detected
Cumene	210	45 J	1000	220 J
1,1,2,2-Tetrachloroethane	210	Not Detected	1400	Not Detected
Propylbenzene	210	Not Detected	1000	Not Detected
4-Ethyltoluene	210	Not Detected	1000	Not Detected
1,3,5-Trimethylbenzene	210	Not Detected	1000	Not Detected
1,2,4-Trimethylbenzene	210	Not Detected	1000	Not Detected
1,3-Dichlorobenzene	210	Not Detected	1200	Not Detected
1,4-Dichlorobenzene	210	Not Detected	1200	Not Detected
alpha-Chlorotoluene	210	Not Detected	1100	Not Detected
1,2-Dichlorobenzene	210	Not Detected	1200	Not Detected
1,2,4-Trichlorobenzene	840	Not Detected	6200	Not Detected
Hexachlorobutadiene	840	Not Detected	8900	Not Detected

J = Estimated value.

Container Type: 1 Liter Summa Canister

Surrogates	%Recovery	Method Limits
Toluene-d8	103	70-130
1,2-Dichloroethane-d4	92	70-130
4-Bromofluorobenzene	105	70-130

Air Toxics LTD.
Laboratory Services Since 1989

Client Sample ID: VMP-21-5-020911

Lab ID#: 1102236A-07A

MODIFIED EPA METHOD TO-15 GC/MS FULL SCAN

File Name:	**2021718**	**Date of Collection: 2/9/11 3:46:00 PM**	
Dil. Factor:	**932**	**Date of Analysis: 2/17/11 04:59 PM**	

Compound	Rpt. Limit (ppbv)	Amount (ppbv)	Rpt. Limit (ug/m3)	Amount (ug/m3)
Freon 12	470	Not Detected	2300	Not Detected
Freon 114	470	Not Detected	3200	Not Detected
Chloromethane	1900	Not Detected	3800	Not Detected
Vinyl Chloride	470	Not Detected	1200	Not Detected
1,3-Butadiene	470	Not Detected	1000	Not Detected
Bromomethane	470	Not Detected	1800	Not Detected
Chloroethane	470	Not Detected	1200	Not Detected
Freon 11	470	Not Detected	2600	Not Detected
Ethanol	1900	Not Detected	3500	Not Detected
Freon 113	470	Not Detected	3600	Not Detected
1,1-Dichloroethene	470	Not Detected	1800	Not Detected
Acetone	1900	Not Detected	4400	Not Detected
2-Propanol	1900	Not Detected	4600	Not Detected
Carbon Disulfide	470	Not Detected	1400	Not Detected
3-Chloropropene	1900	Not Detected	5800	Not Detected
Methylene Chloride	470	Not Detected	1600	Not Detected
Methyl tert-butyl ether	470	Not Detected	1700	Not Detected
trans-1,2-Dichloroethene	470	Not Detected	1800	Not Detected
Hexane	470	43000	1600	150000
1,1-Dichloroethane	470	Not Detected	1900	Not Detected
2-Butanone (Methyl Ethyl Ketone)	470	Not Detected	1400	Not Detected
cis-1,2-Dichloroethene	470	Not Detected	1800	Not Detected
Tetrahydrofuran	470	Not Detected	1400	Not Detected
Chloroform	470	Not Detected	2300	Not Detected
1,1,1-Trichloroethane	470	Not Detected	2500	Not Detected
Cyclohexane	470	27000	1600	94000
Carbon Tetrachloride	470	Not Detected	2900	Not Detected
2,2,4-Trimethylpentane	470	180000	2200	830000
Benzene	470	Not Detected	1500	Not Detected
1,2-Dichloroethane	470	Not Detected	1900	Not Detected
Heptane	470	3800	1900	16000
Trichloroethene	470	Not Detected	2500	Not Detected
1,2-Dichloropropane	470	Not Detected	2200	Not Detected
1,4-Dioxane	1900	Not Detected	6700	Not Detected
Bromodichloromethane	470	Not Detected	3100	Not Detected
cis-1,3-Dichloropropene	470	Not Detected	2100	Not Detected
4-Methyl-2-pentanone	470	Not Detected	1900	Not Detected
Toluene	470	Not Detected	1800	Not Detected
trans-1,3-Dichloropropene	470	Not Detected	2100	Not Detected
1,1,2-Trichloroethane	470	Not Detected	2500	Not Detected
Tetrachloroethene	470	Not Detected	3200	Not Detected

Air Toxics LTD.
Laboratory Services Since 1989

Client Sample ID: VMP-21-5-020911

Lab ID#: 1102236A-07A

MODIFIED EPA METHOD TO-15 GC/MS FULL SCAN

File Name:	**2021718**	**Date of Collection: 2/9/11 3:46:00 PM**	
Dil. Factor:	**932**	**Date of Analysis: 2/17/11 04:59 PM**	

Compound	Rpt. Limit (ppbv)	Amount (ppbv)	Rpt. Limit (ug/m3)	Amount (ug/m3)
2-Hexanone	1900	Not Detected	7600	Not Detected
Dibromochloromethane	470	Not Detected	4000	Not Detected
1,2-Dibromoethane (EDB)	470	Not Detected	3600	Not Detected
Chlorobenzene	470	Not Detected	2100	Not Detected
Ethyl Benzene	470	Not Detected	2000	Not Detected
m,p-Xylene	470	Not Detected	2000	Not Detected
o-Xylene	470	Not Detected	2000	Not Detected
Styrene	470	Not Detected	2000	Not Detected
Bromoform	470	Not Detected	4800	Not Detected
Cumene	470	Not Detected	2300	Not Detected
1,1,2,2-Tetrachloroethane	470	Not Detected	3200	Not Detected
Propylbenzene	470	Not Detected	2300	Not Detected
4-Ethyltoluene	470	Not Detected	2300	Not Detected
1,3,5-Trimethylbenzene	470	Not Detected	2300	Not Detected
1,2,4-Trimethylbenzene	470	Not Detected	2300	Not Detected
1,3-Dichlorobenzene	470	Not Detected	2800	Not Detected
1,4-Dichlorobenzene	470	Not Detected	2800	Not Detected
alpha-Chlorotoluene	470	Not Detected	2400	Not Detected
1,2-Dichlorobenzene	470	Not Detected	2800	Not Detected
1,2,4-Trichlorobenzene	1900	Not Detected	14000	Not Detected
Hexachlorobutadiene	1900	Not Detected	20000	Not Detected

Container Type: 1 Liter Summa Canister

Surrogates	%Recovery	Method Limits
Toluene-d8	102	70-130
1,2-Dichloroethane-d4	94	70-130
4-Bromofluorobenzene	99	70-130

Air Toxics LTD.
Laboratory Services Since 1989

Client Sample ID: VMP-21-5-020911-DUP

Lab ID#: 1102236A-08A

MODIFIED EPA METHOD TO-15 GC/MS FULL SCAN

File Name:	**2021720**	**Date of Collection:**	**2/9/11 3:46:00 PM**
Dil. Factor:	**1590**	**Date of Analysis:**	**2/17/11 06:30 PM**

Compound	Rpt. Limit (ppbv)	Amount (ppbv)	Rpt. Limit (ug/m3)	Amount (ug/m3)
Freon 12	800	Not Detected	3900	Not Detected
Freon 114	800	Not Detected	5600	Not Detected
Chloromethane	3200	Not Detected	6600	Not Detected
Vinyl Chloride	800	Not Detected	2000	Not Detected
1,3-Butadiene	800	Not Detected	1800	Not Detected
Bromomethane	800	Not Detected	3100	Not Detected
Chloroethane	800	Not Detected	2100	Not Detected
Freon 11	800	Not Detected	4500	Not Detected
Ethanol	3200	Not Detected	6000	Not Detected
Freon 113	800	Not Detected	6100	Not Detected
1,1-Dichloroethene	800	Not Detected	3200	Not Detected
Acetone	3200	Not Detected	7600	Not Detected
2-Propanol	3200	Not Detected	7800	Not Detected
Carbon Disulfide	800	Not Detected	2500	Not Detected
3-Chloropropene	3200	Not Detected	10000	Not Detected
Methylene Chloride	800	Not Detected	2800	Not Detected
Methyl tert-butyl ether	800	Not Detected	2900	Not Detected
trans-1,2-Dichloroethene	800	Not Detected	3200	Not Detected
Hexane	800	35000	2800	120000
1,1-Dichloroethane	800	Not Detected	3200	Not Detected
2-Butanone (Methyl Ethyl Ketone)	800	Not Detected	2300	Not Detected
cis-1,2-Dichloroethene	800	Not Detected	3200	Not Detected
Tetrahydrofuran	800	Not Detected	2300	Not Detected
Chloroform	800	Not Detected	3900	Not Detected
1,1,1-Trichloroethane	800	Not Detected	4300	Not Detected
Cyclohexane	800	22000	2700	77000
Carbon Tetrachloride	800	Not Detected	5000	Not Detected
2,2,4-Trimethylpentane	800	140000	3700	660000
Benzene	800	Not Detected	2500	Not Detected
1,2-Dichloroethane	800	Not Detected	3200	Not Detected
Heptane	800	3000	3200	12000
Trichloroethene	800	Not Detected	4300	Not Detected
1,2-Dichloropropane	800	Not Detected	3700	Not Detected
1,4-Dioxane	3200	Not Detected	11000	Not Detected
Bromodichloromethane	800	Not Detected	5300	Not Detected
cis-1,3-Dichloropropene	800	Not Detected	3600	Not Detected
4-Methyl-2-pentanone	800	Not Detected	3200	Not Detected
Toluene	800	Not Detected	3000	Not Detected
trans-1,3-Dichloropropene	800	Not Detected	3600	Not Detected
1,1,2-Trichloroethane	800	Not Detected	4300	Not Detected
Tetrachloroethene	800	Not Detected	5400	Not Detected

Air Toxics LTD.
Laboratory Services Since 1989

Client Sample ID: VMP-21-5-020911-DUP

Lab ID#: 1102236A-08A

MODIFIED EPA METHOD TO-15 GC/MS FULL SCAN

File Name:	**2021720**	**Date of Collection: 2/9/11 3:46:00 PM**	
Dil. Factor:	**1590**	**Date of Analysis: 2/17/11 06:30 PM**	

Compound	Rpt. Limit (ppbv)	Amount (ppbv)	Rpt. Limit (ug/m3)	Amount (ug/m3)
2-Hexanone	3200	Not Detected	13000	Not Detected
Dibromochloromethane	800	Not Detected	6800	Not Detected
1,2-Dibromoethane (EDB)	800	Not Detected	6100	Not Detected
Chlorobenzene	800	Not Detected	3600	Not Detected
Ethyl Benzene	800	Not Detected	3400	Not Detected
m,p-Xylene	800	Not Detected	3400	Not Detected
o-Xylene	800	Not Detected	3400	Not Detected
Styrene	800	Not Detected	3400	Not Detected
Bromoform	800	Not Detected	8200	Not Detected
Cumene	800	Not Detected	3900	Not Detected
1,1,2,2-Tetrachloroethane	800	Not Detected	5400	Not Detected
Propylbenzene	800	Not Detected	3900	Not Detected
4-Ethyltoluene	800	Not Detected	3900	Not Detected
1,3,5-Trimethylbenzene	800	Not Detected	3900	Not Detected
1,2,4-Trimethylbenzene	800	Not Detected	3900	Not Detected
1,3-Dichlorobenzene	800	Not Detected	4800	Not Detected
1,4-Dichlorobenzene	800	Not Detected	4800	Not Detected
alpha-Chlorotoluene	800	Not Detected	4100	Not Detected
1,2-Dichlorobenzene	800	Not Detected	4800	Not Detected
1,2,4-Trichlorobenzene	3200	Not Detected	24000	Not Detected
Hexachlorobutadiene	3200	Not Detected	34000	Not Detected

Container Type: 1 Liter Summa Canister

Surrogates	%Recovery	Method Limits
Toluene-d8	100	70-130
1,2-Dichloroethane-d4	94	70-130
4-Bromofluorobenzene	93	70-130

Air Toxics LTD.
Laboratory Services Since 1989

Client Sample ID: VMP-8-5-021011

Lab ID#: 1102236A-09A

MODIFIED EPA METHOD TO-15 GC/MS FULL SCAN

File Name:	**2021714**	**Date of Collection:**	**2/10/11 9:40:00 AM**
Dil. Factor:	**2.47**	**Date of Analysis:**	**2/17/11 02:32 PM**

Compound	Rpt. Limit (ppbv)	Amount (ppbv)	Rpt. Limit (ug/m3)	Amount (ug/m3)
Freon 12	1.2	Not Detected	6.1	Not Detected
Freon 114	1.2	Not Detected	8.6	Not Detected
Chloromethane	4.9	Not Detected	10	Not Detected
Vinyl Chloride	1.2	Not Detected	3.2	Not Detected
1,3-Butadiene	1.2	Not Detected	2.7	Not Detected
Bromomethane	1.2	Not Detected	4.8	Not Detected
Chloroethane	1.2	Not Detected	3.2	Not Detected
Freon 11	1.2	Not Detected	6.9	Not Detected
Ethanol	4.9	Not Detected	9.3	Not Detected
Freon 113	1.2	Not Detected	9.5	Not Detected
1,1-Dichloroethene	1.2	Not Detected	4.9	Not Detected
Acetone	4.9	3.0 J	12	7.2 J
2-Propanol	4.9	3.2 J	12	8.0 J
Carbon Disulfide	1.2	0.35 J	3.8	1.1 J
3-Chloropropene	4.9	Not Detected	15	Not Detected
Methylene Chloride	1.2	Not Detected	4.3	Not Detected
Methyl tert-butyl ether	1.2	Not Detected	4.4	Not Detected
trans-1,2-Dichloroethene	1.2	Not Detected	4.9	Not Detected
Hexane	1.2	0.32 J	4.4	1.1 J
1,1-Dichloroethane	1.2	Not Detected	5.0	Not Detected
2-Butanone (Methyl Ethyl Ketone)	1.2	Not Detected	3.6	Not Detected
cis-1,2-Dichloroethene	1.2	Not Detected	4.9	Not Detected
Tetrahydrofuran	1.2	Not Detected	3.6	Not Detected
Chloroform	1.2	Not Detected	6.0	Not Detected
1,1,1-Trichloroethane	1.2	Not Detected	6.7	Not Detected
Cyclohexane	1.2	0.35 J	4.2	1.2 J
Carbon Tetrachloride	1.2	Not Detected	7.8	Not Detected
2,2,4-Trimethylpentane	1.2	5.8	5.8	27
Benzene	1.2	4.4	3.9	14
1,2-Dichloroethane	1.2	Not Detected	5.0	Not Detected
Heptane	1.2	Not Detected	5.1	Not Detected
Trichloroethene	1.2	Not Detected	6.6	Not Detected
1,2-Dichloropropane	1.2	Not Detected	5.7	Not Detected
1,4-Dioxane	4.9	Not Detected	18	Not Detected
Bromodichloromethane	1.2	Not Detected	8.3	Not Detected
cis-1,3-Dichloropropene	1.2	Not Detected	5.6	Not Detected
4-Methyl-2-pentanone	1.2	Not Detected	5.0	Not Detected
Toluene	1.2	Not Detected	4.6	Not Detected
trans-1,3-Dichloropropene	1.2	Not Detected	5.6	Not Detected
1,1,2-Trichloroethane	1.2	Not Detected	6.7	Not Detected
Tetrachloroethene	1.2	Not Detected	8.4	Not Detected

Air Toxics LTD.
Laboratory Services Since 1989

Client Sample ID: VMP-8-5-021011

Lab ID#: 1102236A-09A

MODIFIED EPA METHOD TO-15 GC/MS FULL SCAN

File Name:	**2021714**	**Date of Collection: 2/10/11 9:40:00 AM**	
Dil. Factor:	**2.47**	**Date of Analysis: 2/17/11 02:32 PM**	

Compound	Rpt. Limit (ppbv)	Amount (ppbv)	Rpt. Limit (ug/m3)	Amount (ug/m3)
2-Hexanone	4.9	Not Detected	20	Not Detected
Dibromochloromethane	1.2	Not Detected	10	Not Detected
1,2-Dibromoethane (EDB)	1.2	Not Detected	9.5	Not Detected
Chlorobenzene	1.2	Not Detected	5.7	Not Detected
Ethyl Benzene	1.2	Not Detected	5.4	Not Detected
m,p-Xylene	1.2	Not Detected	5.4	Not Detected
o-Xylene	1.2	Not Detected	5.4	Not Detected
Styrene	1.2	Not Detected	5.3	Not Detected
Bromoform	1.2	Not Detected	13	Not Detected
Cumene	1.2	Not Detected	6.1	Not Detected
1,1,2,2-Tetrachloroethane	1.2	Not Detected	8.5	Not Detected
Propylbenzene	1.2	Not Detected	6.1	Not Detected
4-Ethyltoluene	1.2	Not Detected	6.1	Not Detected
1,3,5-Trimethylbenzene	1.2	Not Detected	6.1	Not Detected
1,2,4-Trimethylbenzene	1.2	Not Detected	6.1	Not Detected
1,3-Dichlorobenzene	1.2	Not Detected	7.4	Not Detected
1,4-Dichlorobenzene	1.2	Not Detected	7.4	Not Detected
alpha-Chlorotoluene	1.2	Not Detected	6.4	Not Detected
1,2-Dichlorobenzene	1.2	Not Detected	7.4	Not Detected
1,2,4-Trichlorobenzene	4.9	Not Detected	37	Not Detected
Hexachlorobutadiene	4.9	Not Detected	53	Not Detected

J = Estimated value.

Container Type: 1 Liter Summa Canister

Surrogates	%Recovery	Method Limits
Toluene-d8	100	70-130
1,2-Dichloroethane-d4	99	70-130
4-Bromofluorobenzene	98	70-130

Air Toxics LTD.
Laboratory Services Since 1989

Client Sample ID: VMP-8-9.5-021011

Lab ID#: 1102236A-10A

MODIFIED EPA METHOD TO-15 GC/MS FULL SCAN

File Name:	**2021715**	**Date of Collection:**	**2/10/11 11:00:00 AM**
Dil. Factor:	**2.52**	**Date of Analysis:**	**2/17/11 03:11 PM**

Compound	Rpt. Limit (ppbv)	Amount (ppbv)	Rpt. Limit (ug/m3)	Amount (ug/m3)
Freon 12	1.3	0.38 J	6.2	1.9 J
Freon 114	1.3	Not Detected	8.8	Not Detected
Chloromethane	5.0	Not Detected	10	Not Detected
Vinyl Chloride	1.3	Not Detected	3.2	Not Detected
1,3-Butadiene	1.3	Not Detected	2.8	Not Detected
Bromomethane	1.3	Not Detected	4.9	Not Detected
Chloroethane	1.3	Not Detected	3.3	Not Detected
Freon 11	1.3	0.23 J	7.1	1.3 J
Ethanol	5.0	1.5 J	9.5	2.8 J
Freon 113	1.3	Not Detected	9.6	Not Detected
1,1-Dichloroethene	1.3	Not Detected	5.0	Not Detected
Acetone	5.0	6.4	12	15
2-Propanol	5.0	1.4 J	12	3.6 J
Carbon Disulfide	1.3	Not Detected	3.9	Not Detected
3-Chloropropene	5.0	Not Detected	16	Not Detected
Methylene Chloride	1.3	Not Detected	4.4	Not Detected
Methyl tert-butyl ether	1.3	Not Detected	4.5	Not Detected
trans-1,2-Dichloroethene	1.3	Not Detected	5.0	Not Detected
Hexane	1.3	Not Detected	4.4	Not Detected
1,1-Dichloroethane	1.3	Not Detected	5.1	Not Detected
2-Butanone (Methyl Ethyl Ketone)	1.3	Not Detected	3.7	Not Detected
cis-1,2-Dichloroethene	1.3	Not Detected	5.0	Not Detected
Tetrahydrofuran	1.3	Not Detected	3.7	Not Detected
Chloroform	1.3	Not Detected	6.2	Not Detected
1,1,1-Trichloroethane	1.3	Not Detected	6.9	Not Detected
Cyclohexane	1.3	Not Detected	4.3	Not Detected
Carbon Tetrachloride	1.3	Not Detected	7.9	Not Detected
2,2,4-Trimethylpentane	1.3	1.6	5.9	7.7
Benzene	1.3	Not Detected	4.0	Not Detected
1,2-Dichloroethane	1.3	Not Detected	5.1	Not Detected
Heptane	1.3	Not Detected	5.2	Not Detected
Trichloroethene	1.3	Not Detected	6.8	Not Detected
1,2-Dichloropropane	1.3	Not Detected	5.8	Not Detected
1,4-Dioxane	5.0	Not Detected	18	Not Detected
Bromodichloromethane	1.3	Not Detected	8.4	Not Detected
cis-1,3-Dichloropropene	1.3	Not Detected	5.7	Not Detected
4-Methyl-2-pentanone	1.3	Not Detected	5.2	Not Detected
Toluene	1.3	0.30 J	4.7	1.1 J
trans-1,3-Dichloropropene	1.3	Not Detected	5.7	Not Detected
1,1,2-Trichloroethane	1.3	Not Detected	6.9	Not Detected
Tetrachloroethene	1.3	0.62 J	8.5	4.2 J

Air Toxics LTD.
Laboratory Services Since 1989

Client Sample ID: VMP-8-9.5-021011

Lab ID#: 1102236A-10A

MODIFIED EPA METHOD TO-15 GC/MS FULL SCAN

File Name:	**2021715**	**Date of Collection:**	**2/10/11 11:00:00 AM**
Dil. Factor:	**2.52**	**Date of Analysis:**	**2/17/11 03:11 PM**

Compound	Rpt. Limit (ppbv)	Amount (ppbv)	Rpt. Limit (ug/m3)	Amount (ug/m3)
2-Hexanone	5.0	Not Detected	21	Not Detected
Dibromochloromethane	1.3	Not Detected	11	Not Detected
1,2-Dibromoethane (EDB)	1.3	Not Detected	9.7	Not Detected
Chlorobenzene	1.3	Not Detected	5.8	Not Detected
Ethyl Benzene	1.3	Not Detected	5.5	Not Detected
m,p-Xylene	1.3	Not Detected	5.5	Not Detected
o-Xylene	1.3	Not Detected	5.5	Not Detected
Styrene	1.3	Not Detected	5.4	Not Detected
Bromoform	1.3	Not Detected	13	Not Detected
Cumene	1.3	Not Detected	6.2	Not Detected
1,1,2,2-Tetrachloroethane	1.3	Not Detected	8.6	Not Detected
Propylbenzene	1.3	Not Detected	6.2	Not Detected
4-Ethyltoluene	1.3	Not Detected	6.2	Not Detected
1,3,5-Trimethylbenzene	1.3	Not Detected	6.2	Not Detected
1,2,4-Trimethylbenzene	1.3	Not Detected	6.2	Not Detected
1,3-Dichlorobenzene	1.3	Not Detected	7.6	Not Detected
1,4-Dichlorobenzene	1.3	Not Detected	7.6	Not Detected
alpha-Chlorotoluene	1.3	Not Detected	6.5	Not Detected
1,2-Dichlorobenzene	1.3	Not Detected	7.6	Not Detected
1,2,4-Trichlorobenzene	5.0	Not Detected	37	Not Detected
Hexachlorobutadiene	5.0	Not Detected	54	Not Detected

J = Estimated value.

Container Type: 1 Liter Summa Canister

Surrogates	%Recovery	Method Limits
Toluene-d8	100	70-130
1,2-Dichloroethane-d4	98	70-130
4-Bromofluorobenzene	96	70-130

Air Toxics LTD.
Laboratory Services Since 1989

Client Sample ID: VMP-8-25.5-021011

Lab ID#: 1102236A-11A

MODIFIED EPA METHOD TO-15 GC/MS FULL SCAN

File Name:	**2021716**	**Date of Collection:**	**2/10/11 2:07:00 PM**
Dil. Factor:	**2.69**	**Date of Analysis:**	**2/17/11 03:46 PM**

Compound	Rpt. Limit (ppbv)	Amount (ppbv)	Rpt. Limit (ug/m3)	Amount (ug/m3)
Freon 12	1.3	0.44 J	6.6	2.2 J
Freon 114	1.3	Not Detected	9.4	Not Detected
Chloromethane	5.4	Not Detected	11	Not Detected
Vinyl Chloride	1.3	Not Detected	3.4	Not Detected
1,3-Butadiene	1.3	Not Detected	3.0	Not Detected
Bromomethane	1.3	Not Detected	5.2	Not Detected
Chloroethane	1.3	Not Detected	3.5	Not Detected
Freon 11	1.3	0.23 J	7.6	1.3 J
Ethanol	5.4	Not Detected	10	Not Detected
Freon 113	1.3	Not Detected	10	Not Detected
1,1-Dichloroethene	1.3	Not Detected	5.3	Not Detected
Acetone	5.4	Not Detected	13	Not Detected
2-Propanol	5.4	3.1 J	13	7.6 J
Carbon Disulfide	1.3	Not Detected	4.2	Not Detected
3-Chloropropene	5.4	Not Detected	17	Not Detected
Methylene Chloride	1.3	Not Detected	4.7	Not Detected
Methyl tert-butyl ether	1.3	Not Detected	4.8	Not Detected
trans-1,2-Dichloroethene	1.3	Not Detected	5.3	Not Detected
Hexane	1.3	Not Detected	4.7	Not Detected
1,1-Dichloroethane	1.3	Not Detected	5.4	Not Detected
2-Butanone (Methyl Ethyl Ketone)	1.3	Not Detected	4.0	Not Detected
cis-1,2-Dichloroethene	1.3	Not Detected	5.3	Not Detected
Tetrahydrofuran	1.3	Not Detected	4.0	Not Detected
Chloroform	1.3	Not Detected	6.6	Not Detected
1,1,1-Trichloroethane	1.3	Not Detected	7.3	Not Detected
Cyclohexane	1.3	Not Detected	4.6	Not Detected
Carbon Tetrachloride	1.3	Not Detected	8.5	Not Detected
2,2,4-Trimethylpentane	1.3	3.9	6.3	18
Benzene	1.3	2.5	4.3	7.9
1,2-Dichloroethane	1.3	Not Detected	5.4	Not Detected
Heptane	1.3	Not Detected	5.5	Not Detected
Trichloroethene	1.3	Not Detected	7.2	Not Detected
1,2-Dichloropropane	1.3	Not Detected	6.2	Not Detected
1,4-Dioxane	5.4	Not Detected	19	Not Detected
Bromodichloromethane	1.3	Not Detected	9.0	Not Detected
cis-1,3-Dichloropropene	1.3	Not Detected	6.1	Not Detected
4-Methyl-2-pentanone	1.3	Not Detected	5.5	Not Detected
Toluene	1.3	Not Detected	5.1	Not Detected
trans-1,3-Dichloropropene	1.3	Not Detected	6.1	Not Detected
1,1,2-Trichloroethane	1.3	Not Detected	7.3	Not Detected
Tetrachloroethene	1.3	0.60 J	9.1	4.1 J

Air Toxics LTD.
Laboratory Services Since 1989

Client Sample ID: VMP-8-25.5-021011

Lab ID#: 1102236A-11A

MODIFIED EPA METHOD TO-15 GC/MS FULL SCAN

File Name:	**2021716**	**Date of Collection: 2/10/11 2:07:00 PM**	
Dil. Factor:	**2.69**	**Date of Analysis: 2/17/11 03:46 PM**	

Compound	Rpt. Limit (ppbv)	Amount (ppbv)	Rpt. Limit (ug/m3)	Amount (ug/m3)
2-Hexanone	5.4	Not Detected	22	Not Detected
Dibromochloromethane	1.3	Not Detected	11	Not Detected
1,2-Dibromoethane (EDB)	1.3	Not Detected	10	Not Detected
Chlorobenzene	1.3	Not Detected	6.2	Not Detected
Ethyl Benzene	1.3	Not Detected	5.8	Not Detected
m,p-Xylene	1.3	Not Detected	5.8	Not Detected
o-Xylene	1.3	Not Detected	5.8	Not Detected
Styrene	1.3	Not Detected	5.7	Not Detected
Bromoform	1.3	Not Detected	14	Not Detected
Cumene	1.3	Not Detected	6.6	Not Detected
1,1,2,2-Tetrachloroethane	1.3	Not Detected	9.2	Not Detected
Propylbenzene	1.3	Not Detected	6.6	Not Detected
4-Ethyltoluene	1.3	Not Detected	6.6	Not Detected
1,3,5-Trimethylbenzene	1.3	Not Detected	6.6	Not Detected
1,2,4-Trimethylbenzene	1.3	Not Detected	6.6	Not Detected
1,3-Dichlorobenzene	1.3	Not Detected	8.1	Not Detected
1,4-Dichlorobenzene	1.3	Not Detected	8.1	Not Detected
alpha-Chlorotoluene	1.3	Not Detected	7.0	Not Detected
1,2-Dichlorobenzene	1.3	Not Detected	8.1	Not Detected
1,2,4-Trichlorobenzene	5.4	Not Detected	40	Not Detected
Hexachlorobutadiene	5.4	Not Detected	57	Not Detected

J = Estimated value.

Container Type: 1 Liter Summa Canister

Surrogates	%Recovery	Method Limits
Toluene-d8	102	70-130
1,2-Dichloroethane-d4	104	70-130
4-Bromofluorobenzene	98	70-130

Air Toxics LTD.
Laboratory Services Since 1989

Client Sample ID: VMP-10-5-021011

Lab ID#: 1102236A-12A

MODIFIED EPA METHOD TO-15 GC/MS FULL SCAN

File Name:	**2021717**	**Date of Collection: 2/10/11 3:28:00 PM**	
Dil. Factor:	**2.38**	**Date of Analysis: 2/17/11 04:20 PM**	

Compound	Rpt. Limit (ppbv)	Amount (ppbv)	Rpt. Limit (ug/m3)	Amount (ug/m3)
Freon 12	1.2	0.48 J	5.9	2.4 J
Freon 114	1.2	Not Detected	8.3	Not Detected
Chloromethane	4.8	Not Detected	9.8	Not Detected
Vinyl Chloride	1.2	Not Detected	3.0	Not Detected
1,3-Butadiene	1.2	Not Detected	2.6	Not Detected
Bromomethane	1.2	Not Detected	4.6	Not Detected
Chloroethane	1.2	Not Detected	3.1	Not Detected
Freon 11	1.2	Not Detected	6.7	Not Detected
Ethanol	4.8	Not Detected	9.0	Not Detected
Freon 113	1.2	Not Detected	9.1	Not Detected
1,1-Dichloroethene	1.2	Not Detected	4.7	Not Detected
Acetone	4.8	Not Detected	11	Not Detected
2-Propanol	4.8	2.4 J	12	5.8 J
Carbon Disulfide	1.2	Not Detected	3.7	Not Detected
3-Chloropropene	4.8	Not Detected	15	Not Detected
Methylene Chloride	1.2	Not Detected	4.1	Not Detected
Methyl tert-butyl ether	1.2	Not Detected	4.3	Not Detected
trans-1,2-Dichloroethene	1.2	Not Detected	4.7	Not Detected
Hexane	1.2	30	4.2	110
1,1-Dichloroethane	1.2	Not Detected	4.8	Not Detected
2-Butanone (Methyl Ethyl Ketone)	1.2	Not Detected	3.5	Not Detected
cis-1,2-Dichloroethene	1.2	Not Detected	4.7	Not Detected
Tetrahydrofuran	1.2	Not Detected	3.5	Not Detected
Chloroform	1.2	Not Detected	5.8	Not Detected
1,1,1-Trichloroethane	1.2	Not Detected	6.5	Not Detected
Cyclohexane	1.2	6.6	4.1	23
Carbon Tetrachloride	1.2	Not Detected	7.5	Not Detected
2,2,4-Trimethylpentane	1.2	44	5.6	200
Benzene	1.2	Not Detected	3.8	Not Detected
1,2-Dichloroethane	1.2	Not Detected	4.8	Not Detected
Heptane	1.2	11	4.9	44
Trichloroethene	1.2	Not Detected	6.4	Not Detected
1,2-Dichloropropane	1.2	Not Detected	5.5	Not Detected
1,4-Dioxane	4.8	Not Detected	17	Not Detected
Bromodichloromethane	1.2	Not Detected	8.0	Not Detected
cis-1,3-Dichloropropene	1.2	Not Detected	5.4	Not Detected
4-Methyl-2-pentanone	1.2	Not Detected	4.9	Not Detected
Toluene	1.2	0.73 J	4.5	2.8 J
trans-1,3-Dichloropropene	1.2	Not Detected	5.4	Not Detected
1,1,2-Trichloroethane	1.2	Not Detected	6.5	Not Detected
Tetrachloroethene	1.2	Not Detected	8.1	Not Detected

Air Toxics LTD.
Laboratory Services Since 1989

Client Sample ID: VMP-10-5-021011

Lab ID#: 1102236A-12A

MODIFIED EPA METHOD TO-15 GC/MS FULL SCAN

File Name:	**2021717**	**Date of Collection: 2/10/11 3:28:00 PM**	
Dil. Factor:	**2.38**	**Date of Analysis: 2/17/11 04:20 PM**	

Compound	Rpt. Limit (ppbv)	Amount (ppbv)	Rpt. Limit (ug/m3)	Amount (ug/m3)
2-Hexanone	4.8	Not Detected	19	Not Detected
Dibromochloromethane	1.2	Not Detected	10	Not Detected
1,2-Dibromoethane (EDB)	1.2	Not Detected	9.1	Not Detected
Chlorobenzene	1.2	Not Detected	5.5	Not Detected
Ethyl Benzene	1.2	0.66 J	5.2	2.9 J
m,p-Xylene	1.2	1.1 J	5.2	4.6 J
o-Xylene	1.2	0.26 J	5.2	1.1 J
Styrene	1.2	Not Detected	5.1	Not Detected
Bromoform	1.2	Not Detected	12	Not Detected
Cumene	1.2	Not Detected	5.8	Not Detected
1,1,2,2-Tetrachloroethane	1.2	Not Detected	8.2	Not Detected
Propylbenzene	1.2	Not Detected	5.8	Not Detected
4-Ethyltoluene	1.2	0.26 J	5.8	1.3 J
1,3,5-Trimethylbenzene	1.2	Not Detected	5.8	Not Detected
1,2,4-Trimethylbenzene	1.2	0.26 J	5.8	1.3 J
1,3-Dichlorobenzene	1.2	Not Detected	7.2	Not Detected
1,4-Dichlorobenzene	1.2	Not Detected	7.2	Not Detected
alpha-Chlorotoluene	1.2	Not Detected	6.2	Not Detected
1,2-Dichlorobenzene	1.2	Not Detected	7.2	Not Detected
1,2,4-Trichlorobenzene	4.8	Not Detected	35	Not Detected
Hexachlorobutadiene	4.8	Not Detected	51	Not Detected

J = Estimated value.

Container Type: 1 Liter Summa Canister

Surrogates	%Recovery	Method Limits
Toluene-d8	100	70-130
1,2-Dichloroethane-d4	99	70-130
4-Bromofluorobenzene	100	70-130

Air Toxics LTD.
Laboratory Services Since 1989

Client Sample ID: Lab Blank

Lab ID#: 1102236A-13A

MODIFIED EPA METHOD TO-15 GC/MS FULL SCAN

File Name:	**2021707a**	**Date of Collection: NA**	
Dil. Factor:	**1.00**	**Date of Analysis: 2/17/11 09:42 AM**	

Compound	Rpt. Limit (ppbv)	Amount (ppbv)	Rpt. Limit (ug/m3)	Amount (ug/m3)
Freon 12	0.50	Not Detected	2.5	Not Detected
Freon 114	0.50	Not Detected	3.5	Not Detected
Chloromethane	2.0	Not Detected	4.1	Not Detected
Vinyl Chloride	0.50	Not Detected	1.3	Not Detected
1,3-Butadiene	0.50	Not Detected	1.1	Not Detected
Bromomethane	0.50	Not Detected	1.9	Not Detected
Chloroethane	0.50	Not Detected	1.3	Not Detected
Freon 11	0.50	Not Detected	2.8	Not Detected
Ethanol	2.0	Not Detected	3.8	Not Detected
Freon 113	0.50	Not Detected	3.8	Not Detected
1,1-Dichloroethene	0.50	Not Detected	2.0	Not Detected
Acetone	2.0	Not Detected	4.8	Not Detected
2-Propanol	2.0	Not Detected	4.9	Not Detected
Carbon Disulfide	0.50	Not Detected	1.6	Not Detected
3-Chloropropene	2.0	Not Detected	6.3	Not Detected
Methylene Chloride	0.50	0.18 J	1.7	0.62 J
Methyl tert-butyl ether	0.50	Not Detected	1.8	Not Detected
trans-1,2-Dichloroethene	0.50	Not Detected	2.0	Not Detected
Hexane	0.50	Not Detected	1.8	Not Detected
1,1-Dichloroethane	0.50	Not Detected	2.0	Not Detected
2-Butanone (Methyl Ethyl Ketone)	0.50	Not Detected	1.5	Not Detected
cis-1,2-Dichloroethene	0.50	Not Detected	2.0	Not Detected
Tetrahydrofuran	0.50	Not Detected	1.5	Not Detected
Chloroform	0.50	Not Detected	2.4	Not Detected
1,1,1-Trichloroethane	0.50	Not Detected	2.7	Not Detected
Cyclohexane	0.50	Not Detected	1.7	Not Detected
Carbon Tetrachloride	0.50	Not Detected	3.1	Not Detected
2,2,4-Trimethylpentane	0.50	Not Detected	2.3	Not Detected
Benzene	0.50	Not Detected	1.6	Not Detected
1,2-Dichloroethane	0.50	Not Detected	2.0	Not Detected
Heptane	0.50	Not Detected	2.0	Not Detected
Trichloroethene	0.50	Not Detected	2.7	Not Detected
1,2-Dichloropropane	0.50	Not Detected	2.3	Not Detected
1,4-Dioxane	2.0	Not Detected	7.2	Not Detected
Bromodichloromethane	0.50	Not Detected	3.4	Not Detected
cis-1,3-Dichloropropene	0.50	Not Detected	2.3	Not Detected
4-Methyl-2-pentanone	0.50	Not Detected	2.0	Not Detected
Toluene	0.50	Not Detected	1.9	Not Detected
trans-1,3-Dichloropropene	0.50	Not Detected	2.3	Not Detected
1,1,2-Trichloroethane	0.50	Not Detected	2.7	Not Detected
Tetrachloroethene	0.50	Not Detected	3.4	Not Detected

Air Toxics LTD.
Laboratory Services Since 1989

Client Sample ID: Lab Blank

Lab ID#: 1102236A-13A

MODIFIED EPA METHOD TO-15 GC/MS FULL SCAN

File Name:	**2021707a**	**Date of Collection: NA**	
Dil. Factor:	**1.00**	**Date of Analysis: 2/17/11 09:42 AM**	

Compound	Rpt. Limit (ppbv)	Amount (ppbv)	Rpt. Limit (ug/m3)	Amount (ug/m3)
2-Hexanone	2.0	Not Detected	8.2	Not Detected
Dibromochloromethane	0.50	Not Detected	4.2	Not Detected
1,2-Dibromoethane (EDB)	0.50	Not Detected	3.8	Not Detected
Chlorobenzene	0.50	Not Detected	2.3	Not Detected
Ethyl Benzene	0.50	Not Detected	2.2	Not Detected
m,p-Xylene	0.50	Not Detected	2.2	Not Detected
o-Xylene	0.50	Not Detected	2.2	Not Detected
Styrene	0.50	Not Detected	2.1	Not Detected
Bromoform	0.50	Not Detected	5.2	Not Detected
Cumene	0.50	Not Detected	2.4	Not Detected
1,1,2,2-Tetrachloroethane	0.50	Not Detected	3.4	Not Detected
Propylbenzene	0.50	Not Detected	2.4	Not Detected
4-Ethyltoluene	0.50	Not Detected	2.4	Not Detected
1,3,5-Trimethylbenzene	0.50	Not Detected	2.4	Not Detected
1,2,4-Trimethylbenzene	0.50	Not Detected	2.4	Not Detected
1,3-Dichlorobenzene	0.50	Not Detected	3.0	Not Detected
1,4-Dichlorobenzene	0.50	Not Detected	3.0	Not Detected
alpha-Chlorotoluene	0.50	Not Detected	2.6	Not Detected
1,2-Dichlorobenzene	0.50	Not Detected	3.0	Not Detected
1,2,4-Trichlorobenzene	2.0	Not Detected	15	Not Detected
Hexachlorobutadiene	2.0	Not Detected	21	Not Detected

J = Estimated value.

Container Type: NA - Not Applicable

Surrogates	%Recovery	Method Limits
Toluene-d8	96	70-130
1,2-Dichloroethane-d4	100	70-130
4-Bromofluorobenzene	95	70-130

Air Toxics LTD.
Laboratory Services Since 1989

Client Sample ID: CCV

Lab ID#: 1102236A-14A

MODIFIED EPA METHOD TO-15 GC/MS FULL SCAN

File Name:	**2021702**	**Date of Collection: NA**
Dil. Factor:	**1.00**	**Date of Analysis: 2/17/11 06:50 AM**

Compound	%Recovery
Freon 12	101
Freon 114	107
Chloromethane	90
Vinyl Chloride	95
1,3-Butadiene	90
Bromomethane	111
Chloroethane	97
Freon 11	99
Ethanol	98
Freon 113	106
1,1-Dichloroethene	101
Acetone	96
2-Propanol	99
Carbon Disulfide	93
3-Chloropropene	99
Methylene Chloride	92
Methyl tert-butyl ether	95
trans-1,2-Dichloroethene	95
Hexane	92
1,1-Dichloroethane	93
2-Butanone (Methyl Ethyl Ketone)	95
cis-1,2-Dichloroethene	96
Tetrahydrofuran	88
Chloroform	98
1,1,1-Trichloroethane	102
Cyclohexane	95
Carbon Tetrachloride	106
2,2,4-Trimethylpentane	88
Benzene	94
1,2-Dichloroethane	96
Heptane	92
Trichloroethene	106
1,2-Dichloropropane	92
1,4-Dioxane	101
Bromodichloromethane	102
cis-1,3-Dichloropropene	102
4-Methyl-2-pentanone	97
Toluene	98
trans-1,3-Dichloropropene	106
1,1,2-Trichloroethane	105
Tetrachloroethene	111

Air Toxics LTD.
Laboratory Services Since 1989

Client Sample ID: CCV

Lab ID#: 1102236A-14A

MODIFIED EPA METHOD TO-15 GC/MS FULL SCAN

File Name:	**2021702**	**Date of Collection: NA**	
Dil. Factor:	**1.00**	**Date of Analysis: 2/17/11 06:50 AM**	

Compound	%Recovery
2-Hexanone	106
Dibromochloromethane	111
1,2-Dibromoethane (EDB)	106
Chlorobenzene	100
Ethyl Benzene	105
m,p-Xylene	106
o-Xylene	110
Styrene	108
Bromoform	113
Cumene	107
1,1,2,2-Tetrachloroethane	100
Propylbenzene	109
4-Ethyltoluene	110
1,3,5-Trimethylbenzene	107
1,2,4-Trimethylbenzene	115
1,3-Dichlorobenzene	106
1,4-Dichlorobenzene	106
alpha-Chlorotoluene	120
1,2-Dichlorobenzene	104
1,2,4-Trichlorobenzene	99
Hexachlorobutadiene	112

Container Type: NA - Not Applicable

Surrogates	%Recovery	Method Limits
Toluene-d8	96	70-130
1,2-Dichloroethane-d4	94	70-130
4-Bromofluorobenzene	108	70-130

Air Toxics LTD.
Laboratory Services Since 1989

Client Sample ID: LCS

Lab ID#: 1102236A-15A

MODIFIED EPA METHOD TO-15 GC/MS FULL SCAN

File Name:	**2021703**	**Date of Collection: NA**
Dil. Factor:	**1.00**	**Date of Analysis: 2/17/11 07:26 AM**

Compound	%Recovery
Freon 12	100
Freon 114	106
Chloromethane	90
Vinyl Chloride	95
1,3-Butadiene	86
Bromomethane	108
Chloroethane	95
Freon 11	104
Ethanol	98
Freon 113	105
1,1-Dichloroethene	104
Acetone	90
2-Propanol	85
Carbon Disulfide	112
3-Chloropropene	101
Methylene Chloride	90
Methyl tert-butyl ether	97
trans-1,2-Dichloroethene	104
Hexane	91
1,1-Dichloroethane	92
2-Butanone (Methyl Ethyl Ketone)	93
cis-1,2-Dichloroethene	94
Tetrahydrofuran	83
Chloroform	98
1,1,1-Trichloroethane	104
Cyclohexane	97
Carbon Tetrachloride	108
2,2,4-Trimethylpentane	90
Benzene	92
1,2-Dichloroethane	90
Heptane	90
Trichloroethene	104
1,2-Dichloropropane	91
1,4-Dioxane	94
Bromodichloromethane	97
cis-1,3-Dichloropropene	100
4-Methyl-2-pentanone	89
Toluene	98
trans-1,3-Dichloropropene	104
1,1,2-Trichloroethane	102
Tetrachloroethene	110

Air Toxics LTD.
Laboratory Services Since 1989

Client Sample ID: LCS

Lab ID#: 1102236A-15A

MODIFIED EPA METHOD TO-15 GC/MS FULL SCAN

File Name:	**2021703**	**Date of Collection: NA**	
Dil. Factor:	**1.00**	**Date of Analysis: 2/17/11 07:26 AM**	

Compound	%Recovery
2-Hexanone	97
Dibromochloromethane	106
1,2-Dibromoethane (EDB)	104
Chlorobenzene	101
Ethyl Benzene	105
m,p-Xylene	106
o-Xylene	108
Styrene	106
Bromoform	108
Cumene	106
1,1,2,2-Tetrachloroethane	100
Propylbenzene	105
4-Ethyltoluene	101
1,3,5-Trimethylbenzene	101
1,2,4-Trimethylbenzene	104
1,3-Dichlorobenzene	103
1,4-Dichlorobenzene	101
alpha-Chlorotoluene	111
1,2-Dichlorobenzene	101
1,2,4-Trichlorobenzene	90
Hexachlorobutadiene	109

Container Type: NA - Not Applicable

Surrogates	%Recovery	Method Limits
Toluene-d8	96	70-130
1,2-Dichloroethane-d4	92	70-130
4-Bromofluorobenzene	105	70-130

Air Toxics LTD.
Laboratory Services Since 1989

Client Sample ID: LCSD

Lab ID#: 1102236A-15AA

MODIFIED EPA METHOD TO-15 GC/MS FULL SCAN

File Name:	**2021704**	**Date of Collection: NA**	
Dil. Factor:	**1.00**	**Date of Analysis: 2/17/11 07:57 AM**	

Compound	%Recovery
Freon 12	93
Freon 114	104
Chloromethane	85
Vinyl Chloride	90
1,3-Butadiene	85
Bromomethane	104
Chloroethane	92
Freon 11	102
Ethanol	96
Freon 113	105
1,1-Dichloroethene	104
Acetone	86
2-Propanol	85
Carbon Disulfide	110
3-Chloropropene	116
Methylene Chloride	92
Methyl tert-butyl ether	97
trans-1,2-Dichloroethene	106
Hexane	88
1,1-Dichloroethane	92
2-Butanone (Methyl Ethyl Ketone)	95
cis-1,2-Dichloroethene	98
Tetrahydrofuran	83
Chloroform	97
1,1,1-Trichloroethane	103
Cyclohexane	97
Carbon Tetrachloride	105
2,2,4-Trimethylpentane	86
Benzene	93
1,2-Dichloroethane	94
Heptane	91
Trichloroethene	106
1,2-Dichloropropane	94
1,4-Dioxane	98
Bromodichloromethane	99
cis-1,3-Dichloropropene	102
4-Methyl-2-pentanone	88
Toluene	98
trans-1,3-Dichloropropene	104
1,1,2-Trichloroethane	101
Tetrachloroethene	108

Air Toxics LTD.
Laboratory Services Since 1989

Client Sample ID: LCSD

Lab ID#: 1102236A-15AA

MODIFIED EPA METHOD TO-15 GC/MS FULL SCAN

File Name:	**2021704**	**Date of Collection: NA**	
Dil. Factor:	**1.00**	**Date of Analysis: 2/17/11 07:57 AM**	

Compound	%Recovery
2-Hexanone	95
Dibromochloromethane	106
1,2-Dibromoethane (EDB)	104
Chlorobenzene	101
Ethyl Benzene	104
m,p-Xylene	109
o-Xylene	111
Styrene	111
Bromoform	108
Cumene	108
1,1,2,2-Tetrachloroethane	98
Propylbenzene	110
4-Ethyltoluene	107
1,3,5-Trimethylbenzene	109
1,2,4-Trimethylbenzene	114
1,3-Dichlorobenzene	109
1,4-Dichlorobenzene	109
alpha-Chlorotoluene	114
1,2-Dichlorobenzene	107
1,2,4-Trichlorobenzene	102
Hexachlorobutadiene	113

Container Type: NA - Not Applicable

Surrogates	%Recovery	Method Limits
Toluene-d8	97	70-130
1,2-Dichloroethane-d4	90	70-130
4-Bromofluorobenzene	106	70-130

1102236

Shell Oil Products Chain Of Custody Record

URS

Air Toxics LTD.
Project Name: Roxana Dissolved Phase
Project # 21562593.00007
Lab Vendor #

Please Check Appropriate Box:
☑ ENV. SERVICES ☐ MOTIVA RETAIL ☐ SHELL RETAIL
☐ MOTIVA SD&CM ☐ CONSULTANT ☐ LUBES
☐ SHELL PIPELINE ☐ OTHER

Print Bill To Contact Name: Thomas Adams
PO #
INCIDENT # (ENV SERVICES): 9 7 2 1 6 6 4 0 ☐ CHECK IF NO INCIDENT # APPLIES
SAP #: 3 4 0 0 6 1
DATE: 02/10/11
PAGE: 1 of 2

SAMPLING COMPANY: URS CORPORATION
LOG CODE:
SITE ADDRESS: Street and City: 900 SOUTH CENTRAL AVE – ROXANA
State: IL
GLOBAL ID NO.:
ADDRESS: 1001 HIGHLANDS PLAZA DRIVE WEST - SUITE 300; ST. LOUIS, MO 63110
EDF DELIVERABLE TO (Name, Company, Office Location): Elizabeth Kunkel, URS, St. Louis
PHONE NO.: 314-743-4179
E-MAIL: Elizabeth_Kunkel@URSCorp.com
CONSULTANT PROJECT NAME/#: Roxana Dissolved Phase
Laboratory Address: Air Toxics, LTD 180 Blue Ravine Road, Suite B, Folsom, CA 95630-4719
SAMPLER NAME(S) (Print):
TELEPHONE: 314-429-0100
FAX: 314-429-0462
Bill To Contact E-MAIL: Thomas_Adams@URSCorp.com

TURNAROUND TIME (CALENDAR DAYS):
☑ STANDARD (14 DAY) ☐ 5 DAYS ☐ 3 DAYS ☐ 2 DAYS ☐ 24 HOURS ☐ RESULTS NEEDED ON WEEKEND

☐ LA - RWQCB REPORT FORMAT ☑ UST AGENCY:

DELIVERABLES: ☐ LEVEL 1 ☐ LEVEL 2 ☐ LEVEL 3 ☑ LEVEL 4 ☐ OTHER (SPECIFY)

☑ SHELL CONTRACT RATE APPLIES
☐ STATE REIMBURSEMENT RATE APPLIES
☐ EDD NOT NEEDED
☑ RECEIPT VERIFICATION REQUESTED

REQUESTED ANALYSIS

LAB USE ONLY	Field Sample Identification	SAMPLING DATE	SAMPLING TIME	Canister Number	Canister Pressure/Vacuum Initial	Final	Receipt	Final (psi)	Modified TO-15	ASTM D-1946 + Helium	ASTM D-1946
01A	VMP-3-5-020911	2/9/11	1307 / 1337	3803	-30	-7			X	X	
02A	VMP-3-31.5-020911	2/9/11	0938 / 1008	9506	-29.5	-2.5			X	X	
03A	VMP-9-11.5-020911	2/9/11	0936 / 1036	3084	-30	-10			X	X	
04A	VMP-9-11.5-020911-DUP	2/9/11	0936 / 1006	3016	-30	-4			X	X	
05A	VMP-9-25.5-020911	2/9/11	1316 / 1345	1670	-30	-8.5			X	X	
06A	VMP-9-38.5-020911	2/9/11	1425 / 1439	2746	-30	-3.5			X	X	
07A	VMP-21-5-020911	2/9/11	1516 / 1546	2210	-30	-6.5			X	X	
08A	VMP-21-5-020911-DUP	2/9/11	1516 / 1546	3122	-30	-7			X	X	
09A	VMP-8-5-021011	2/10/11	0904 / 0940	1750	-30	-8.5			X	X	
10A	VMP-8-9.5-021011	2/10/11	1027 / 1100	2064	-30	-8.5			X	X	

Turn Around Time: ☑ Normal ☐ Rush
Specify

Lab Use Only
Pressurized by:
Date:
Pressurization Gas: N2 He

ADDITIONAL NOTES:
- 14 day hold time
- Report results between MDL and RL
- Level IV ECVP

	Relinquished by: (Signature)	Received by: (Signature)	Date:	Time:
		FedEx	2/10/11	1800
		ATL	02/11/11	0930

05/2/08 Revision

CUSTODY SEAL INTACT? Y N NOT COMP NA

1102236

Shell Oil Products Chain Of Custody Record

URS

Air Toxics LTD.
Project Name: Roxana Dissolved Phase
Project # 21562593.00007
Lab Vendor #

Please Check Appropriate Box:
☑ ENV. SERVICES ☐ MOTIVA RETAIL ☐ SHELL RETAIL
☐ MOTIVA SD&CM ☐ CONSULTANT ☐ LUBES
☐ SHELL PIPELINE ☐ OTHER

Print Bill To Contact Name: Thomas Adams
PO #
INCIDENT # (ENV SERVICES): 9 7 2 1 6 6 4 0 ☐ CHECK IF NO INCIDENT # APPLIES
SAP #: 3 4 0 0 6 1
DATE: 02/10/11
PAGE: 2 of 2

SAMPLING COMPANY: URS CORPORATION
LOG CODE:
SITE ADDRESS: Street and City: 900 SOUTH CENTRAL AVE – ROXANA
State: IL
GLOBAL ID NO.:
ADDRESS: 1001 HIGHLANDS PLAZA DRIVE WEST - SUITE 300; ST. LOUIS, MO 63110
EDP DELIVERABLE TO (Name, Company, Office Location): Elizabeth Kunkel, URS, St. Louis
PHONE NO.: 314-743-4179
E-MAIL: Elizabeth_Kunkel@URSCorp.com
CONSULTANT PROJECT NAME/#: Roxana Dissolved Phase
Laboratory Address: Air Toxics, LTD 180 Blue Ravine Road, Suite B, Folsom, CA 95630-4719
SAMPLER NAME(S) (Print):
TELEPHONE: 314-429-0100
FAX: 314-429-0462
Send To Contact E-MAIL: Thomas_Adams@URSCorp.com

TURNAROUND TIME (CALENDAR DAYS):
☑ STANDARD (14 DAY) ☐ 5 DAYS ☐ 3 DAYS ☐ 2 DAYS ☐ 24 HOURS ☐ RESULTS NEEDED ON WEEKEND

☐ LA - RWQCB REPORT FORMAT ☑ UST AGENCY:

DELIVERABLES: ☐ LEVEL 1 ☐ LEVEL 2 ☐ LEVEL 3 ☑ LEVEL 4 ☐ OTHER (SPECIFY)

☑ SHELL CONTRACT RATE APPLIES
☐ STATE REIMBURSEMENT RATE APPLIES
☐ EDD NOT NEEDED
☑ RECEIPT VERIFICATION REQUESTED

REQUESTED ANALYSIS

Turn Around Time: ☑ Normal ☐ Rush
Specify

Lab Use Only
Pressurized by:
Date:
Pressurization Gas: N_2 He

LAB USE ONLY	Field Sample Identification	SAMPLING DATE	SAMPLING TIME	Canister Number	Canister Pressure/Vacuum Initial	Final	Receipt	Final (psi)	Modified TO-15	ASTM D-1946 + Helium	ASTM D-1946
1A	VMP-8-25.5-021011	2/10/11	1340 / 1407	3248	-29	-9			X	X	
2A	VMP-10-5-021011	2/10/11	1457 / 1528	3123	-30	-6.5			X	X	
3A	VMP-21-10-021011	2/10/11	1040 / 1110	2187	-30	-8			X	X	
4A	VMP-21-25-021011	2/10/11	0920 / 0951	0520	-30	-6			X	X	
5A	VMP-21-33-021011	2/10/11	1326 / 1357	3719	-30	-5.5			X	X	

ADDITIONAL NOTES:
- 14 day hold time
- Report results between MDL and RL
- Level IV ECVP

Relinquished by: (Signature)	Received by: (Signature)	Date:	Time:
	FedEx	2/10/11	1800
	ATL	02/11/11	0930

05/2/06 Revision

FED EX
CUSTODY SEAL INTACT?
Y N NONE TEMP NA

Air Toxics LTD.
Laboratory Services Since 1989

2/18/2011
Mr. Jeff Adams
URS Corporation
1001 Highlands Plaza Dr. West
Suite 300
St. Louis MO 63110

Project Name: Roxana Dissolved Phase
Project #: 21562593.00007
Workorder #: 1102236B

Dear Mr. Jeff Adams

The following report includes the data for the above referenced project for sample(s) received on 2/11/2011 at Air Toxics Ltd.

The data and associated QC analyzed by Modified ASTM D-1946 are compliant with the project requirements or laboratory criteria with the exception of the deviations noted in the attached case narrative.

Thank you for choosing Air Toxics Ltd. for your air analysis needs. Air Toxics Ltd. is committed to providing accurate data of the highest quality. Please feel free to contact the Project Manager: Jacquelyn Luta at 916-985-1000 if you have any questions regarding the data in this report.

Regards,

Jacquelyn Luta
Project Manager

Reviewed
on
3/11/2011

WORK ORDER #: 1102236B

Work Order Summary

CLIENT:	Mr. Jeff Adams URS Corporation 1001 Highlands Plaza Dr. West Suite 300 St. Louis, MO 63110	**BILL TO:**	Accounts Payable Austin URS Corporation P.O. BOX 203970 Austin, TX 78720-1088
PHONE:	314-429-0100	**P.O. #**	21562593.00007
FAX:		**PROJECT #**	21562593.00007 Roxana Dissolved Phase
DATE RECEIVED:	02/11/2011	**CONTACT:**	Jacquelyn Luta
DATE COMPLETED:	02/18/2011		

FRACTION #	NAME	TEST	RECEIPT VAC./PRES.	FINAL PRESSURE
01A	VMP-3-5-020911	Modified ASTM D-1946	5.0 "Hg	15 psi
02A	VMP-3-31.5-020911	Modified ASTM D-1946	0.0 "Hg	15 psi
03A	VMP-9-11.5-020911	Modified ASTM D-1946	7.5 "Hg	15 psi
04A	VMP-9-11.5-020911-DUP	Modified ASTM D-1946	1.0 "Hg	15 psi
05A	VMP-9-25.5-020911	Modified ASTM D-1946	6.0 "Hg	15 psi
06A	VMP-9-38.5-020911	Modified ASTM D-1946	1.0 "Hg	15 psi
07A	VMP-21-5-020911	Modified ASTM D-1946	4.0 "Hg	15 psi
08A	VMP-21-5-020911-DUP	Modified ASTM D-1946	4.5 "Hg	15 psi
09A	VMP-8-5-021011	Modified ASTM D-1946	5.5 "Hg	15 psi
10A	VMP-8-9.5-021011	Modified ASTM D-1946	6.0 "Hg	15 psi
11A	VMP-8-25.5-021011	Modified ASTM D-1946	7.5 "Hg	15 psi
12A	VMP-10-5-021011	Modified ASTM D-1946	4.5 "Hg	15 psi
13A	VMP-21-10-021011	Modified ASTM D-1946	6.0 "Hg	15 psi
14A	VMP-21-25-021011	Modified ASTM D-1946	4.0 "Hg	15 psi
15A	VMP-21-33-021011	Modified ASTM D-1946	4.0 "Hg	15 psi
16A	Lab Blank	Modified ASTM D-1946	NA	NA
16B	Lab Blank	Modified ASTM D-1946	NA	NA

Continued on next page

Air Toxics LTD.
Laboratory Services Since 1989

WORK ORDER #: 1102236B

Work Order Summary

CLIENT:	Mr. Jeff Adams URS Corporation 1001 Highlands Plaza Dr. West Suite 300 St. Louis, MO 63110	**BILL TO:**	Accounts Payable Austin URS Corporation P.O. BOX 203970 Austin, TX 78720-1088
PHONE:	314-429-0100	**P.O. #**	21562593.00007
FAX:		**PROJECT #**	21562593.00007 Roxana Dissolved Phase
DATE RECEIVED:	02/11/2011	**CONTACT:**	Jacquelyn Luta
DATE COMPLETED:	02/18/2011		

FRACTION #	NAME	TEST	RECEIPT VAC./PRES.	FINAL PRESSURE
17A	Lab Blank	Modified ASTM D-1946	NA	NA
17B	Lab Blank	Modified ASTM D-1946	NA	NA
18A	LCS	Modified ASTM D-1946	NA	NA
18AA	LCSD	Modified ASTM D-1946	NA	NA
19A	LCS	Modified ASTM D-1946	NA	NA
19AA	LCSD	Modified ASTM D-1946	NA	NA

CERTIFIED BY: Linda D. Freeman DATE: 02/18/11

Laboratory Director

Certfication numbers: CA NELAP - 02110CA, LA NELAP/LELAP- AI 30763,
NY NELAP - 11291, UT NELAP - 9166389892, AZ Licensure AZ0719
Name of Accrediting Agency: NELAP/Florida Department of Health, Scope of Application: Clean Air Act,
Accreditation number: E87680, Effective date: 07/01/09, Expiration date: 06/30/11
Air Toxics Ltd. certifies that the test results contained in this report meet all requirements of the NELAC standards

This report shall not be reproduced, except in full, without the written approval of Air Toxics Ltd.

180 BLUE RAVINE ROAD, SUITE B FOLSOM, CA - 95630
(916) 985-1000 . (800) 985-5955 . FAX (916) 985-1020

LABORATORY NARRATIVE
Modified ASTM D-1946
URS Corporation
Workorder# 1102236B

Fifteen 1 Liter Summa Canister samples were received on February 11, 2011. The laboratory performed analysis via Modified ASTM Method D-1946 for Methane and fixed gases in air using GC/FID or GC/TCD. The method involves direct injection of 1.0 mL of sample.

On the analytical column employed for this analysis, Oxygen coelutes with Argon. The corresponding peak is quantitated as Oxygen.

Since Nitrogen is used to pressurize samples, the reported Nitrogen values are calculated by adding all the sample components and subtracting from 100%.

Method modifications taken to run these samples are summarized in the table below. Specific project requirements may over-ride the ATL modifications.

Requirement	*ASTM D-1946*	*ATL Modifications*
Calibration	A single point calibration is performed using a reference standard closely matching the composition of the unknown.	A 3-point calibration curve is performed. Quantitation is based on a daily calibration standard which may or may not resemble the composition of the associated samples.
Reference Standard	The composition of any reference standard must be known to within 0.01 mol % for any component.	The standards used by ATL are blended to a >/= 95% accuracy.
Sample Injection Volume	Components whose concentrations are in excess of 5 % should not be analyzed by using sample volumes greater than 0.5 mL.	The sample container is connected directly to a fixed volume sample loop of 1.0 mL on the GC. Linear range is defined by the calibration curve. Bags are loaded by vacuum.
Normalization	Normalize the mole percent values by multiplying each value by 100 and dividing by the sum of the original values. The sum of the original values should not differ from 100% by more than 1.0%.	Results are not normalized. The sum of the reported values can differ from 100% by as much as 15%, either due to analytical variability or an unusual sample matrix.
Precision	Precision requirements established at each concentration level.	Duplicates should agree within 25% RPD for detections > 5 X's the RL.

Receiving Notes

There were no receiving discrepancies.

Analytical Notes

As per project specific client request the laboratory has reported estimated values for target compound hits that are below the Reporting Limit but greater than the Method Detection Limit.

Definition of Data Qualifying Flags

Seven qualifiers may have been used on the data analysis sheets and indicate as follows:
B - Compound present in laboratory blank greater than reporting limit.
J - Estimated value.
E - Exceeds instrument calibration range.
S - Saturated peak.
Q - Exceeds quality control limits.
U - Compound analyzed for but not detected above the detection limit.
M - Reported value may be biased due to apparent matrix interferences.
File extensions may have been used on the data analysis sheets and indicates as follows:
a-File was requantified
b-File was quantified by a second column and detector
r1-File was requantified for the purpose of reissue

Air Toxics LTD.
Laboratory Services Since 1989

Summary of Detected Compounds
NATURAL GAS ANALYSIS BY MODIFIED ASTM D-1946

Client Sample ID: VMP-3-5-020911

Lab ID#: 1102236B-01A

Compound	Rpt. Limit (%)	Amount (%)
Oxygen	0.24	2.6
Nitrogen	0.24	88
Methane	0.00024	3.9
Carbon Dioxide	0.024	4.2
Ethane	0.0024	0.00094 J
Helium	0.12	0.57

Client Sample ID: VMP-3-31.5-020911

Lab ID#: 1102236B-02A

Compound	Rpt. Limit (%)	Amount (%)
Oxygen	0.20	2.0
Nitrogen	0.20	46
Methane	0.00020	37
Carbon Dioxide	0.020	6.4
Ethane	0.0020	0.014
Helium	0.10	0.016 J

Client Sample ID: VMP-9-11.5-020911

Lab ID#: 1102236B-03A

Compound	Rpt. Limit (%)	Amount (%)
Oxygen	0.27	7.0
Nitrogen	0.27	83
Carbon Dioxide	0.027	10
Helium	0.13	0.024 J

Client Sample ID: VMP-9-11.5-020911-DUP

Lab ID#: 1102236B-04A

Compound	Rpt. Limit (%)	Amount (%)

Air Toxics LTD.
Laboratory Services Since 1989

Summary of Detected Compounds
NATURAL GAS ANALYSIS BY MODIFIED ASTM D-1946

Client Sample ID: VMP-9-11.5-020911-DUP

Lab ID#: 1102236B-04A

Compound	Rpt. Limit (%)	Amount (%)
Oxygen	0.21	8.4
Nitrogen	0.21	82
Carbon Dioxide	0.021	9.9
Helium	0.10	0.0097 J

Client Sample ID: VMP-9-25.5-020911

Lab ID#: 1102236B-05A

Compound	Rpt. Limit (%)	Amount (%)
Oxygen	0.25	1.3
Nitrogen	0.25	83
Methane	0.00025	0.98
Carbon Dioxide	0.025	15
Helium	0.13	0.011 J

Client Sample ID: VMP-9-38.5-020911

Lab ID#: 1102236B-06A

Compound	Rpt. Limit (%)	Amount (%)
Oxygen	0.21	1.5
Nitrogen	0.21	81
Methane	0.00021	1.4
Carbon Dioxide	0.021	16
Ethane	0.0021	0.00011 J

Client Sample ID: VMP-21-5-020911

Lab ID#: 1102236B-07A

Compound	Rpt. Limit (%)	Amount (%)
Oxygen	0.23	9.2
Nitrogen	0.23	84

Air Toxics LTD.
Laboratory Services Since 1989

Summary of Detected Compounds
NATURAL GAS ANALYSIS BY MODIFIED ASTM D-1946

Client Sample ID: VMP-21-5-020911

Lab ID#: 1102236B-07A

Methane	0.00023	0.91
Carbon Dioxide	0.023	5.2
Ethane	0.0023	0.00039 J
Helium	0.12	0.010 J

Client Sample ID: VMP-21-5-020911-DUP

Lab ID#: 1102236B-08A

Compound	Rpt. Limit (%)	Amount (%)
Oxygen	0.24	9.2
Nitrogen	0.24	84
Methane	0.00024	0.91
Carbon Dioxide	0.024	5.3
Ethane	0.0024	0.00045 J

Client Sample ID: VMP-8-5-021011

Lab ID#: 1102236B-09A

Compound	Rpt. Limit (%)	Amount (%)
Oxygen	0.25	15
Nitrogen	0.25	81
Methane	0.00025	0.00015 J
Carbon Dioxide	0.025	4.0
Helium	0.12	0.018 J

Client Sample ID: VMP-8-9.5-021011

Lab ID#: 1102236B-10A

Compound	Rpt. Limit (%)	Amount (%)
Oxygen	0.25	13
Nitrogen	0.25	79
Carbon Dioxide	0.025	7.9
Helium	0.13	0.015 J

Air Toxics LTD.
Laboratory Services Since 1989

Summary of Detected Compounds
NATURAL GAS ANALYSIS BY MODIFIED ASTM D-1946

Client Sample ID: VMP-8-25.5-021011

Lab ID#: 1102236B-11A

Compound	Rpt. Limit (%)	Amount (%)
Oxygen	0.27	12
Nitrogen	0.27	79
Carbon Dioxide	0.027	9.3
Helium	0.13	0.020 J

Client Sample ID: VMP-10-5-021011

Lab ID#: 1102236B-12A

Compound	Rpt. Limit (%)	Amount (%)
Oxygen	0.24	17
Nitrogen	0.24	79
Methane	0.00024	0.00014 J
Carbon Dioxide	0.024	3.8
Helium	0.12	0.0094 J

Client Sample ID: VMP-21-10-021011

Lab ID#: 1102236B-13A

Compound	Rpt. Limit (%)	Amount (%)
Oxygen	0.25	9.7
Nitrogen	0.25	83
Methane	0.00025	0.41
Carbon Dioxide	0.025	6.4
Ethane	0.0025	0.00019 J
Helium	0.13	0.30

Client Sample ID: VMP-21-25-021011

Lab ID#: 1102236B-14A

Compound	Rpt. Limit (%)	Amount (%)
Oxygen	0.23	1.5

Air Toxics LTD.
Laboratory Services Since 1989

Summary of Detected Compounds
NATURAL GAS ANALYSIS BY MODIFIED ASTM D-1946

Client Sample ID: VMP-21-25-021011

Lab ID#: 1102236B-14A

Nitrogen	0.23	87
Methane	0.00023	3.6
Carbon Dioxide	0.023	6.4
Ethane	0.0023	0.0017 J
Helium	0.12	0.0092 J

Client Sample ID: VMP-21-33-021011

Lab ID#: 1102236B-15A

Compound	Rpt. Limit (%)	Amount (%)
Oxygen	0.23	1.9
Nitrogen	0.23	86
Methane	0.00023	3.7
Carbon Dioxide	0.023	5.8
Ethane	0.0023	0.0015 J
Helium	0.12	0.15

Air Toxics LTD.
Laboratory Services Since 1989

Client Sample ID: VMP-3-5-020911

Lab ID#: 1102236B-01A

NATURAL GAS ANALYSIS BY MODIFIED ASTM D-1946

File Name:	**9021611**	**Date of Collection:**	**2/9/11 1:37:00 PM**
Dil. Factor:	**2.42**	**Date of Analysis:**	**2/16/11 12:12 PM**

Compound	Rpt. Limit (%)	Amount (%)
Oxygen	0.24	2.6
Nitrogen	0.24	88
Carbon Monoxide	0.024	Not Detected
Methane	0.00024	3.9
Carbon Dioxide	0.024	4.2
Ethane	0.0024	0.00094 J
Ethene	0.0024	Not Detected
Helium	0.12	0.57

J = Estimated value.

Container Type: 1 Liter Summa Canister

Air Toxics LTD.
Laboratory Services Since 1989

Client Sample ID: VMP-3-31.5-020911

Lab ID#: 1102236B-02A

NATURAL GAS ANALYSIS BY MODIFIED ASTM D-1946

File Name:	**9021612**	**Date of Collection: 2/9/11 10:08:00 AM**	
Dil. Factor:	**2.02**	**Date of Analysis: 2/16/11 12:34 PM**	

Compound	**Rpt. Limit (%)**	**Amount (%)**
Oxygen	0.20	2.0
Nitrogen	0.20	46
Carbon Monoxide	0.020	Not Detected
Methane	0.00020	37
Carbon Dioxide	0.020	6.4
Ethane	0.0020	0.014
Ethene	0.0020	Not Detected
Helium	0.10	0.016 J

J = Estimated value.

Container Type: 1 Liter Summa Canister

Air Toxics LTD.
Laboratory Services Since 1989

Client Sample ID: VMP-9-11.5-020911

Lab ID#: 1102236B-03A

NATURAL GAS ANALYSIS BY MODIFIED ASTM D-1946

File Name:	**9021620**	**Date of Collection:**	**2/9/11 10:36:00 AM**
Dil. Factor:	**2.69**	**Date of Analysis:**	**2/16/11 03:44 PM**

Compound	Rpt. Limit (%)	Amount (%)
Oxygen	0.27	7.0
Nitrogen	0.27	83
Carbon Monoxide	0.027	Not Detected
Methane	0.00027	Not Detected
Carbon Dioxide	0.027	10
Ethane	0.0027	Not Detected
Ethene	0.0027	Not Detected
Helium	0.13	0.024 J

J = Estimated value.

Container Type: 1 Liter Summa Canister

Air Toxics LTD.
Laboratory Services Since 1989

Client Sample ID: VMP-9-11.5-020911-DUP

Lab ID#: 1102236B-04A

NATURAL GAS ANALYSIS BY MODIFIED ASTM D-1946

File Name:	**9021617**	**Date of Collection:**	**2/9/11 10:06:00 AM**
Dil. Factor:	**2.09**	**Date of Analysis:**	**2/16/11 02:34 PM**

Compound	Rpt. Limit (%)	Amount (%)
Oxygen	0.21	8.4
Nitrogen	0.21	82
Carbon Monoxide	0.021	Not Detected
Methane	0.00021	Not Detected
Carbon Dioxide	0.021	9.9
Ethane	0.0021	Not Detected
Ethene	0.0021	Not Detected
Helium	0.10	0.0097 J

J = Estimated value.

Container Type: 1 Liter Summa Canister

Air Toxics LTD.
Laboratory Services Since 1989

Client Sample ID: VMP-9-25.5-020911

Lab ID#: 1102236B-05A

NATURAL GAS ANALYSIS BY MODIFIED ASTM D-1946

File Name:	**9021618**	**Date of Collection: 2/9/11 1:45:00 PM**	
Dil. Factor:	**2.52**	**Date of Analysis: 2/16/11 03:00 PM**	

Compound	Rpt. Limit (%)	Amount (%)
Oxygen	0.25	1.3
Nitrogen	0.25	83
Carbon Monoxide	0.025	Not Detected
Methane	0.00025	0.98
Carbon Dioxide	0.025	15
Ethane	0.0025	Not Detected
Ethene	0.0025	Not Detected
Helium	0.13	0.011 J

J = Estimated value.

Container Type: 1 Liter Summa Canister

Air Toxics LTD.
Laboratory Services Since 1989

Client Sample ID: VMP-9-38.5-020911

Lab ID#: 1102236B-06A

NATURAL GAS ANALYSIS BY MODIFIED ASTM D-1946

File Name:	**9021622**	**Date of Collection: 2/9/11 2:39:00 PM**	
Dil. Factor:	**2.09**	**Date of Analysis: 2/16/11 04:33 PM**	

Compound	Rpt. Limit (%)	Amount (%)
Oxygen	0.21	1.5
Nitrogen	0.21	81
Carbon Monoxide	0.021	Not Detected
Methane	0.00021	1.4
Carbon Dioxide	0.021	16
Ethane	0.0021	0.00011 J
Ethene	0.0021	Not Detected
Helium	0.10	Not Detected

J = Estimated value.

Container Type: 1 Liter Summa Canister

Air Toxics LTD.
Laboratory Services Since 1989

Client Sample ID: VMP-21-5-020911

Lab ID#: 1102236B-07A

NATURAL GAS ANALYSIS BY MODIFIED ASTM D-1946

File Name:	**9021623**	**Date of Collection:**	**2/9/11 3:46:00 PM**
Dil. Factor:	**2.33**	**Date of Analysis:**	**2/16/11 04:55 PM**

Compound	Rpt. Limit (%)	Amount (%)
Oxygen	0.23	9.2
Nitrogen	0.23	84
Carbon Monoxide	0.023	Not Detected
Methane	0.00023	0.91
Carbon Dioxide	0.023	5.2
Ethane	0.0023	0.00039 J
Ethene	0.0023	Not Detected
Helium	0.12	0.010 J

J = Estimated value.

Container Type: 1 Liter Summa Canister

Air Toxics LTD.
Laboratory Services Since 1989

Client Sample ID: VMP-21-5-020911-DUP

Lab ID#: 1102236B-08A

NATURAL GAS ANALYSIS BY MODIFIED ASTM D-1946

File Name:	**9021624**	**Date of Collection:**	**2/9/11 3:46:00 PM**
Dil. Factor:	**2.38**	**Date of Analysis:**	**2/16/11 05:17 PM**

Compound	Rpt. Limit (%)	Amount (%)
Oxygen	0.24	9.2
Nitrogen	0.24	84
Carbon Monoxide	0.024	Not Detected
Methane	0.00024	0.91
Carbon Dioxide	0.024	5.3
Ethane	0.0024	0.00045 J
Ethene	0.0024	Not Detected
Helium	0.12	Not Detected

J = Estimated value.

Container Type: 1 Liter Summa Canister

Air Toxics LTD.
Laboratory Services Since 1989

Client Sample ID: VMP-8-5-021011

Lab ID#: 1102236B-09A

NATURAL GAS ANALYSIS BY MODIFIED ASTM D-1946

File Name:	**9021629**	**Date of Collection:**	**2/10/11 9:40:00 AM**
Dil. Factor:	**2.47**	**Date of Analysis:**	**2/16/11 07:36 PM**

Compound	**Rpt. Limit (%)**	**Amount (%)**
Oxygen	0.25	15
Nitrogen	0.25	81
Carbon Monoxide	0.025	Not Detected
Methane	0.00025	0.00015 J
Carbon Dioxide	0.025	4.0
Ethane	0.0025	Not Detected
Ethene	0.0025	Not Detected
Helium	0.12	0.018 J

J = Estimated value.

Container Type: 1 Liter Summa Canister

Air Toxics LTD.
Laboratory Services Since 1989

Client Sample ID: VMP-8-9.5-021011

Lab ID#: 1102236B-10A

NATURAL GAS ANALYSIS BY MODIFIED ASTM D-1946

File Name:	**9021630**	**Date of Collection:**	**2/10/11 11:00:00 AM**
Dil. Factor:	**2.52**	**Date of Analysis:**	**2/16/11 07:58 PM**

Compound	Rpt. Limit (%)	Amount (%)
Oxygen	0.25	13
Nitrogen	0.25	79
Carbon Monoxide	0.025	Not Detected
Methane	0.00025	Not Detected
Carbon Dioxide	0.025	7.9
Ethane	0.0025	Not Detected
Ethene	0.0025	Not Detected
Helium	0.13	0.015 J

J = Estimated value.

Container Type: 1 Liter Summa Canister

Air Toxics LTD.
Laboratory Services Since 1989

Client Sample ID: VMP-8-25.5-021011

Lab ID#: 1102236B-11A

NATURAL GAS ANALYSIS BY MODIFIED ASTM D-1946

File Name:	**9021707**	**Date of Collection:**	**2/10/11 2:07:00 PM**
Dil. Factor:	**2.69**	**Date of Analysis:**	**2/17/11 09:22 AM**

Compound	Rpt. Limit (%)	Amount (%)
Oxygen	0.27	12
Nitrogen	0.27	79
Carbon Monoxide	0.027	Not Detected
Methane	0.00027	Not Detected
Carbon Dioxide	0.027	9.3
Ethane	0.0027	Not Detected
Ethene	0.0027	Not Detected
Helium	0.13	0.020 J

J = Estimated value.

Container Type: 1 Liter Summa Canister

Air Toxics LTD.
Laboratory Services Since 1989

Client Sample ID: VMP-10-5-021011

Lab ID#: 1102236B-12A

NATURAL GAS ANALYSIS BY MODIFIED ASTM D-1946

File Name:	**9021708**	**Date of Collection:**	**2/10/11 3:28:00 PM**
Dil. Factor:	**2.38**	**Date of Analysis:**	**2/17/11 09:46 AM**

Compound	**Rpt. Limit (%)**	**Amount (%)**
Oxygen	0.24	17
Nitrogen	0.24	79
Carbon Monoxide	0.024	Not Detected
Methane	0.00024	0.00014 J
Carbon Dioxide	0.024	3.8
Ethane	0.0024	Not Detected
Ethene	0.0024	Not Detected
Helium	0.12	0.0094 J

J = Estimated value.

Container Type: 1 Liter Summa Canister

Air Toxics LTD.
Laboratory Services Since 1989

Client Sample ID: VMP-21-10-021011

Lab ID#: 1102236B-13A

NATURAL GAS ANALYSIS BY MODIFIED ASTM D-1946

File Name:	**9021625**	**Date of Collection:**	**2/10/11 11:10:00 AM**
Dil. Factor:	**2.52**	**Date of Analysis:**	**2/16/11 05:56 PM**

Compound	Rpt. Limit (%)	Amount (%)
Oxygen	0.25	9.7
Nitrogen	0.25	83
Carbon Monoxide	0.025	Not Detected
Methane	0.00025	0.41
Carbon Dioxide	0.025	6.4
Ethane	0.0025	0.00019 J
Ethene	0.0025	Not Detected
Helium	0.13	0.30

J = Estimated value.

Container Type: 1 Liter Summa Canister

Air Toxics LTD.
Laboratory Services Since 1989

Client Sample ID: VMP-21-25-021011

Lab ID#: 1102236B-14A

NATURAL GAS ANALYSIS BY MODIFIED ASTM D-1946

File Name:	**9021626**	**Date of Collection:**	**2/10/11 9:51:00 AM**
Dil. Factor:	**2.33**	**Date of Analysis:**	**2/16/11 06:18 PM**

Compound	Rpt. Limit (%)	Amount (%)
Oxygen	0.23	1.5
Nitrogen	0.23	87
Carbon Monoxide	0.023	Not Detected
Methane	0.00023	3.6
Carbon Dioxide	0.023	6.4
Ethane	0.0023	0.0017 J
Ethene	0.0023	Not Detected
Helium	0.12	0.0092 J

J = Estimated value.

Container Type: 1 Liter Summa Canister

Air Toxics LTD.
Laboratory Services Since 1989

Client Sample ID: VMP-21-33-021011

Lab ID#: 1102236B-15A

NATURAL GAS ANALYSIS BY MODIFIED ASTM D-1946

File Name:	**9021627**	**Date of Collection:**	**2/10/11 1:57:00 PM**
Dil. Factor:	**2.33**	**Date of Analysis:**	**2/16/11 06:39 PM**

Compound	Rpt. Limit (%)	Amount (%)
Oxygen	0.23	1.9
Nitrogen	0.23	86
Carbon Monoxide	0.023	Not Detected
Methane	0.00023	3.7
Carbon Dioxide	0.023	5.8
Ethane	0.0023	0.0015 J
Ethene	0.0023	Not Detected
Helium	0.12	0.15

J = Estimated value.

Container Type: 1 Liter Summa Canister

Air Toxics LTD.
Laboratory Services Since 1989

Client Sample ID: Lab Blank

Lab ID#: 1102236B-16A

NATURAL GAS ANALYSIS BY MODIFIED ASTM D-1946

File Name:	**9021604a**	**Date of Collection: NA**	
Dil. Factor:	**1.00**	**Date of Analysis: 2/16/11 09:29 AM**	

Compound	**Rpt. Limit (%)**	**Amount (%)**
Oxygen	0.10	0.011 J
Nitrogen	0.10	0.054 J
Carbon Monoxide	0.010	Not Detected
Methane	0.00010	Not Detected
Carbon Dioxide	0.010	Not Detected
Ethane	0.0010	Not Detected
Ethene	0.0010	Not Detected

J = Estimated value.

Container Type: NA - Not Applicable

Air Toxics LTD.
Laboratory Services Since 1989

Client Sample ID: Lab Blank

Lab ID#: 1102236B-16B

NATURAL GAS ANALYSIS BY MODIFIED ASTM D-1946

File Name:	**9021603ba**	**Date of Collection: NA**	
Dil. Factor:	**1.00**	**Date of Analysis: 2/16/11 09:08 AM**	

Compound	**Rpt. Limit (%)**	**Amount (%)**
Helium	0.050	Not Detected

Container Type: NA - Not Applicable

Air Toxics LTD.
Laboratory Services Since 1989

Client Sample ID: Lab Blank

Lab ID#: 1102236B-17A

NATURAL GAS ANALYSIS BY MODIFIED ASTM D-1946

File Name:	**9021705a**	**Date of Collection: NA**	
Dil. Factor:	**1.00**	**Date of Analysis: 2/17/11 08:26 AM**	

Compound	Rpt. Limit (%)	Amount (%)
Oxygen	0.10	Not Detected
Nitrogen	0.10	<0.061 J
Carbon Monoxide	0.010	Not Detected
Methane	0.00010	Not Detected
Carbon Dioxide	0.010	Not Detected
Ethane	0.0010	Not Detected
Ethene	0.0010	Not Detected

J = Estimated value.

Container Type: NA - Not Applicable

Air Toxics LTD.
Laboratory Services Since 1989

Client Sample ID: Lab Blank

Lab ID#: 1102236B-17B

NATURAL GAS ANALYSIS BY MODIFIED ASTM D-1946

File Name:	**9021704ba**	**Date of Collection: NA**	
Dil. Factor:	**1.00**	**Date of Analysis: 2/17/11 08:05 AM**	

Compound	**Rpt. Limit (%)**	**Amount (%)**
Helium	0.050	Not Detected

Container Type: NA - Not Applicable

Air Toxics LTD.
Laboratory Services Since 1989

Client Sample ID: LCS

Lab ID#: 1102236B-18A

NATURAL GAS ANALYSIS BY MODIFIED ASTM D-1946

File Name:	**9021602**	**Date of Collection: NA**	
Dil. Factor:	**1.00**	**Date of Analysis: 2/16/11 08:46 AM**	

Compound	%Recovery
Oxygen	99
Nitrogen	100
Carbon Monoxide	100
Methane	98
Carbon Dioxide	98
Ethane	100
Ethene	100
Helium	97

Container Type: NA - Not Applicable

Air Toxics LTD.
Laboratory Services Since 1989

Client Sample ID: LCSD

Lab ID#: 1102236B-18AA

NATURAL GAS ANALYSIS BY MODIFIED ASTM D-1946

File Name:	**9021631**	**Date of Collection: NA**	
Dil. Factor:	**1.00**	**Date of Analysis: 2/16/11 08:20 PM**	

Compound	%Recovery
Oxygen	100
Nitrogen	101
Carbon Monoxide	100
Methane	97
Carbon Dioxide	99
Ethane	99
Ethene	98
Helium	99

Container Type: NA - Not Applicable

Air Toxics LTD.
Laboratory Services Since 1989

Client Sample ID: LCS

Lab ID#: 1102236B-19A

NATURAL GAS ANALYSIS BY MODIFIED ASTM D-1946

File Name:	**9021702**	**Date of Collection: NA**	
Dil. Factor:	**1.00**	**Date of Analysis: 2/17/11 07:17 AM**	

Compound	%Recovery
Oxygen	99
Nitrogen	100
Carbon Monoxide	99
Methane	91
Carbon Dioxide	99
Ethane	93
Ethene	94
Helium	97

Container Type: NA - Not Applicable

Air Toxics LTD.
Laboratory Services Since 1989

Client Sample ID: LCSD

Lab ID#: 1102236B-19AA

NATURAL GAS ANALYSIS BY MODIFIED ASTM D-1946

File Name:	**9021726**	**Date of Collection: NA**	
Dil. Factor:	**1.00**	**Date of Analysis: 2/17/11 07:57 PM**	

Compound	%Recovery
Oxygen	99
Nitrogen	100
Carbon Monoxide	100
Methane	90
Carbon Dioxide	99
Ethane	92
Ethene	93
Helium	96

Container Type: NA - Not Applicable

1102236

Shell Oil Products Chain Of Custody Record

URS

Air Toxics LTD.
Project Name: Roxana Dissolved Phase
Project # 21562593.00007
Lab Vendor #

Please Check Appropriate Box:
☑ ENV. SERVICES ☐ MOTIVA RETAIL ☐ SHELL RETAIL
☐ MOTIVA SD&CM ☐ CONSULTANT ☐ LUBES
☐ SHELL PIPELINE ☐ OTHER

Print Bill To Contact Name: Thomas Adams
PO #
INCIDENT # (ENV SERVICES): 9 7 2 1 6 6 4 0 ☐ CHECK IF NO INCIDENT # APPLIES
SAP #: 3 4 0 0 6 1
DATE: 02/10/11
PAGE: 1 of 2

SAMPLING COMPANY: URS CORPORATION
LOG CODE:
SITE ADDRESS: Street and City: 900 SOUTH CENTRAL AVE – ROXANA
State: IL
GLOBAL ID NO.:
ADDRESS: 1001 HIGHLANDS PLAZA DRIVE WEST - SUITE 300; ST. LOUIS, MO 63110
EDF DELIVERABLE TO (Name, Company, Office Location): Elizabeth Kunkel, URS, St. Louis
PHONE NO.: 314-743-4179
E-MAIL: Elizabeth_Kunkel@URSCorp.com
CONSULTANT PROJECT NAME/#: Roxana Dissolved Phase
Laboratory Address: Air Toxics, LTD 180 Blue Ravine Road, Suite B, Folsom, CA 95630-4719
TELEPHONE: 314-429-0100
FAX: 314-429-0462
Bill To Contact E-MAIL: Thomas_Adams@URSCorp.com
SAMPLER NAME(S) (Print):

TURNAROUND TIME (CALENDAR DAYS):
☑ STANDARD (14 DAY) ☐ 5 DAYS ☐ 3 DAYS ☐ 2 DAYS ☐ 24 HOURS ☐ RESULTS NEEDED ON WEEKEND

☐ LA - RWQCB REPORT FORMAT ☑ UST AGENCY:

DELIVERABLES: ☐ LEVEL 1 ☐ LEVEL 2 ☐ LEVEL 3 ☑ LEVEL 4 ☐ OTHER (SPECIFY)

☑ SHELL CONTRACT RATE APPLIES
☐ STATE REIMBURSEMENT RATE APPLIES
☐ EDD NOT NEEDED
☑ RECEIPT VERIFICATION REQUESTED

REQUESTED ANALYSIS

Turn Around Time: ☑ Normal ☐ Rush ☐ Specify

Lab Use Only
Pressurized by:
Date:
Pressurization Gas: N2 He

LAB USE ONLY	Field Sample Identification	SAMPLING DATE	SAMPLING TIME	Canister Number	Canister Pressure/Vacuum: Initial	Final	Receipt	Final (psi)	Modified TO-15	ASTM D-1946 + Helium	ASTM D-1946
01A	VMP-3-5-020911	2/9/11	1307 / 1337	3803	-30	-7			X	X	
02A	VMP-3-31.5-020911	2/9/11	0938 / 1008	9506	-29.5	-2.5			X	X	
03A	VMP-9-11.5-020911	2/9/11	0936 / 1036	3084	-30	-10			X	X	
04A	VMP-9-11.5-020911-DUP	2/9/11	0936 / 1006	3016	-30	-4			X	X	
05A	VMP-9-25.5-020911	2/9/11	1315 / 1345	1670	-30	-8.5			X	X	
06A	VMP-9-38.5-020911	2/9/11	1425 / 1439	2746	-30	-3.5			X	X	
07A	VMP-21-5-020911	2/9/11	1516 / 1546	2210	-30	-6.5			X	X	
08A	VMP-21-5-020911-DUP	2/9/11	1516 / 1546	3122	-30	-7			X	X	
09A	VMP-8-5-021011	2/10/11	0904 / 0940	1750	-30	-8.5			X	X	
10A	VMP-8-9.5-021011	2/10/11	1027 / 1100	2064	-30	-8.5			X	X	

ADDITIONAL NOTES:
- 14 day hold time
- Report results between MDL and RL
- Level IV ECVP

Relinquished by: (Signature)	Received by: (Signature)	Date:	Time:
	FedEx	2/10/11	1800
	ATL	02/11/11	0930

05/2/08 Revision

CUSTODY SEAL INTACT? Y N NOT SEEN NA

1102236

Shell Oil Products Chain Of Custody Record

URS

Air Toxics LTD.
Project Name: Roxana Dissolved Phase
Project # 21562593.00007
Lab Vendor #

Please Check Appropriate Box:
☑ ENV. SERVICES ☐ MOTIVA RETAIL ☐ SHELL RETAIL
☐ MOTIVA SD&CM ☐ CONSULTANT ☐ LUBES
☐ SHELL PIPELINE ☐ OTHER

Print Bill To Contact Name: Thomas Adams
PO #

INCIDENT # (ENV SERVICES): 9 7 2 1 6 6 4 0 ☐ CHECK IF NO INCIDENT # APPLIES
SAP #: 3 4 0 0 6 1
DATE: 02/10/11
PAGE: 2 of 2

SAMPLING COMPANY: URS CORPORATION
LOG CODE:
SITE ADDRESS: Street and City: 900 SOUTH CENTRAL AVE – ROXANA
State: IL
GLOBAL ID NO.:
ADDRESS: 1001 HIGHLANDS PLAZA DRIVE WEST - SUITE 300; ST. LOUIS, MO 63110
EDF DELIVERABLE TO (Name, Company, Office Location): Elizabeth Kunkel, URS, St. Louis
PHONE NO.: 314-743-4179
E-MAIL: Elizabeth_Kunkel@URSCorp.com
CONSULTANT PROJECT NAME/#: Roxana Dissolved Phase
Laboratory Address: Air Toxics, LTD 180 Blue Ravine Road, Suite B, Folsom, CA 95630-4719
SAMPLER NAME(S) (Print):
TELEPHONE: 314-429-0100
FAX: 314-429-0462
Bill To Contact E-MAIL: Thomas_Adams@URSCorp.com

TURNAROUND TIME (CALENDAR DAYS):
☑ STANDARD (14 DAY) ☐ 5 DAYS ☐ 3 DAYS ☐ 2 DAYS ☐ 24 HOURS ☐ RESULTS NEEDED ON WEEKEND

☐ LA - RWQCB REPORT FORMAT ☑ UST AGENCY:

DELIVERABLES: ☐ LEVEL 1 ☐ LEVEL 2 ☐ LEVEL 3 ☑ LEVEL 4 ☐ OTHER (SPECIFY)

☑ SHELL CONTRACT RATE APPLIES
☐ STATE REIMBURSEMENT RATE APPLIES
☐ EDD NOT NEEDED
☑ RECEIPT VERIFICATION REQUESTED

REQUESTED ANALYSIS

LAB USE ONLY	Field Sample Identification	SAMPLING DATE	SAMPLING TIME	Canister Number	Canister Pressure/Vacuum Initial	Final	Receipt	Final (psi)	Modified TO-15	ASTM D-1946 + Helium	ASTM D-1946
11A	VMP-8-25.5-021011	2/10/11	1340 / 1407	3248	-29	-9			X	X	
12A	VMP-10-5-021011	2/10/11	1457 / 1528	3123	-30	-6.5			X	X	
13A	VMP-21-10-021011	2/10/11	1040 / 1110	2167	-30	-8			X	X	
14A	VMP-21-25-021011	2/10/11	0920 / 0951	0520	-30	-8			X	X	
15A	VMP-21-33-021011	2/10/11	1326 / 1357	3719	-30	-5.5			X	X	

Turn Around Time:
☑ Normal
☐ Rush
Specify

Lab Use Only
Pressurized by:
Date:
Pressurization Gas: N_2 He

ADDITIONAL NOTES:
- 14 day hold time
- Report results between MDL and RL
- Level IV ECVP

	Received by: (Signature)	Date:	Time:
Relinquished by: (Signature)	FedEx	2/10/11	1800
Relinquished by: (Signature)	ATL	02/11/11	0930
Relinquished by: (Signature)			

05/2/06 Revision

FED EX
CUSTODY SEAL INTACT?
Y N (NONE) TEMP NA

Air Toxics LTD.
Laboratory Services Since 1989

2/20/2011
Mr. Jeff Adams
URS Corporation
1001 Highlands Plaza Dr. West
Suite 300
St. Louis MO 63110

Project Name: Roxana Dissolved Phase
Project #: 21562593.00007
Workorder #: 1102236T

Dear Mr. Jeff Adams

The following report includes the data for the above referenced project for sample(s) received on 2/11/2011 at Air Toxics Ltd.

The data and associated QC analyzed by Modified TO-15 (5&20 ppbv) are compliant with the project requirements or laboratory criteria with the exception of the deviations noted in the attached case narrative.

Thank you for choosing Air Toxics Ltd. for your air analysis needs. Air Toxics Ltd. is committed to providing accurate data of the highest quality. Please feel free to contact the Project Manager: Jacquelyn Luta at 916-985-1000 if you have any questions regarding the data in this report.

Regards,

Jacquelyn Luta
Project Manager

Reviewed
on
3/11/2011

Air Toxics LTD.
Laboratory Services Since 1989

WORK ORDER #: 1102236T

Work Order Summary

CLIENT:	Mr. Jeff Adams URS Corporation 1001 Highlands Plaza Dr. West Suite 300 St. Louis, MO 63110	**BILL TO:**	Accounts Payable Austin URS Corporation P.O. BOX 203970 Austin, TX 78720-1088
PHONE:	314-429-0100	**P.O. #**	21562593.00007
FAX:		**PROJECT #**	21562593.00007 Roxana Dissolved Phase
DATE RECEIVED:	02/11/2011	**CONTACT:**	Jacquelyn Luta
DATE COMPLETED:	02/20/2011		

FRACTION #	NAME	TEST	RECEIPT VAC./PRES.	FINAL PRESSURE
01A	VMP-3-5-020911	Modified TO-15 (5&20 ppbv	5.0 "Hg	15 psi
02A	VMP-3-31.5-020911	Modified TO-15 (5&20 ppbv	0.0 "Hg	15 psi
13A	VMP-21-10-021011	Modified TO-15 (5&20 ppbv	6.0 "Hg	15 psi
14A	VMP-21-25-021011	Modified TO-15 (5&20 ppbv	4.0 "Hg	15 psi
15A	VMP-21-33-021011	Modified TO-15 (5&20 ppbv	4.0 "Hg	15 psi
16A	Lab Blank	Modified TO-15 (5&20 ppbv	NA	NA
17A	CCV	Modified TO-15 (5&20 ppbv	NA	NA
18A	LCS	Modified TO-15 (5&20 ppbv	NA	NA
18AA	LCSD	Modified TO-15 (5&20 ppbv	NA	NA

CERTIFIED BY: Linda J. Fruman DATE: 02/20/11

Laboratory Director

Certfication numbers: CA NELAP - 02110CA, LA NELAP/LELAP- AI 30763,
NY NELAP - 11291, UT NELAP - 9166389892, AZ Licensure AZ0719
Name of Accrediting Agency: NELAP/Florida Department of Health, Scope of Application: Clean Air Act,
Accreditation number: E87680, Effective date: 07/01/09, Expiration date: 06/30/11
Air Toxics Ltd. certifies that the test results contained in this report meet all requirements of the NELAC standards

This report shall not be reproduced, except in full, without the written approval of Air Toxics Ltd.

180 BLUE RAVINE ROAD, SUITE B FOLSOM, CA - 95630
(916) 985-1000 . (800) 985-5955 . FAX (916) 985-1020

LABORATORY NARRATIVE
EPA Method TO-15 Soil Gas
URS Corporation
Workorder# 1102236T

Five 1 Liter Summa Canister samples were received on February 11, 2011. The laboratory performed analysis via modified EPA Method TO-15 using GC/MS in the full scan mode. The method involves concentrating up to 50 mLs of air. The concentrated aliquot is then flash vaporized and swept through a water management system to remove water vapor. Following dehumidification, the sample passes directly into the GC/MS for analysis.

This workorder was independently validated prior to submittal using 'USEPA National Functional Guidelines' as generally applied to the analysis of volatile organic compounds in air. A rules-based, logic driven, independent validation engine was employed to assess completeness, evaluate pass/fail of relevant project quality control requirements and verification of all quantified amounts.

Receiving Notes

There were no receiving discrepancies.

Analytical Notes

As per project specific client request the laboratory has reported estimated values for target compound hits that are below the Reporting Limit but greater than the Method Detection Limit. Concentrations that are below the level at which the canister was certified may be false positives.

Dilution was performed on all of the samples due to the presence of high level non-target species.

Definition of Data Qualifying Flags

Eight qualifiers may have been used on the data analysis sheets and indicates as follows:

B - Compound present in laboratory blank greater than reporting limit (background subtraction not performed).
J - Estimated value.
E - Exceeds instrument calibration range.
S - Saturated peak.
Q - Exceeds quality control limits.
U - Compound analyzed for but not detected above the reporting limit.
UJ- Non-detected compound associated with low bias in the CCV
N - The identification is based on presumptive evidence.

File extensions may have been used on the data analysis sheets and indicates as follows:
a-File was requantified
b-File was quantified by a second column and detector
r1-File was requantified for the purpose of reissue

Air Toxics LTD.
Laboratory Services Since 1989

Summary of Detected Compounds
MODIFIED EPA METHOD TO-15 GC/MS

Client Sample ID: VMP-3-5-020911

Lab ID#: 1102236T-01A

Compound	Rpt. Limit (ppbv)	Amount (ppbv)	Rpt. Limit (ug/m3)	Amount (ug/m3)
Hexane	600	7100	2100	25000
Cyclohexane	600	22000	2100	77000
2,2,4-Trimethylpentane	600	98000	2800	460000

Client Sample ID: VMP-3-31.5-020911

Lab ID#: 1102236T-02A

Compound	Rpt. Limit (ppbv)	Amount (ppbv)	Rpt. Limit (ug/m3)	Amount (ug/m3)
Hexane	5000	1800000	18000	6400000
Cyclohexane	5000	290000	17000	1000000
2,2,4-Trimethylpentane	5000	690000	24000	3200000
Benzene	5000	32000	16000	100000
Heptane	5000	120000	21000	480000
Toluene	5000	11000	19000	40000
Ethyl Benzene	5000	7600	22000	33000
m,p-Xylene	5000	12000	22000	54000
o-Xylene	5000	2900 J	22000	13000 J

Client Sample ID: VMP-21-10-021011

Lab ID#: 1102236T-13A

Compound	Rpt. Limit (ppbv)	Amount (ppbv)	Rpt. Limit (ug/m3)	Amount (ug/m3)
Hexane	420	38000	1500	130000
Cyclohexane	420	21000	1400	72000
2,2,4-Trimethylpentane	420	100000	2000	480000
Heptane	420	3400	1700	14000

Client Sample ID: VMP-21-25-021011

Lab ID#: 1102236T-14A

Compound	Rpt. Limit (ppbv)	Amount (ppbv)	Rpt. Limit (ug/m3)	Amount (ug/m3)

Air Toxics LTD.
Laboratory Services Since 1989

Summary of Detected Compounds
MODIFIED EPA METHOD TO-15 GC/MS

Client Sample ID: VMP-21-25-021011

Lab ID#: 1102236T-14A

Compound	Rpt. Limit (ppbv)	Amount (ppbv)	Rpt. Limit (ug/m3)	Amount (ug/m3)
Hexane	1200	330000	4100	1200000
Cyclohexane	1200	110000	4000	370000
2,2,4-Trimethylpentane	1200	370000	5400	1700000
Benzene	1200	530 J	3700	1700 J
Heptane	1200	93000	4800	380000

Client Sample ID: VMP-21-33-021011

Lab ID#: 1102236T-15A

Compound	Rpt. Limit (ppbv)	Amount (ppbv)	Rpt. Limit (ug/m3)	Amount (ug/m3)
Hexane	1200	410000	4100	1400000
Cyclohexane	1200	120000	4000	410000
2,2,4-Trimethylpentane	1200	390000	5400	1800000
Benzene	1200	560 J	3700	1800 J
Heptane	1200	130000	4800	530000

Air Toxics LTD.
Laboratory Services Since 1989

Client Sample ID: VMP-3-5-020911

Lab ID#: 1102236T-01A

MODIFIED EPA METHOD TO-15 GC/MS

File Name:	**b021710**	**Date of Collection:**	**2/9/11 1:37:00 PM**
Dil. Factor:	**121**	**Date of Analysis:**	**2/17/11 10:41 PM**

Compound	Rpt. Limit (ppbv)	Amount (ppbv)	Rpt. Limit (ug/m3)	Amount (ug/m3)
Freon 12	600	Not Detected	3000	Not Detected
Freon 114	600	Not Detected	4200	Not Detected
Chloromethane	2400	Not Detected	5000	Not Detected
Vinyl Chloride	600	Not Detected	1500	Not Detected
1,3-Butadiene	600	Not Detected	1300	Not Detected
Bromomethane	600	Not Detected	2300	Not Detected
Chloroethane	600	Not Detected	1600	Not Detected
Freon 11	600	Not Detected	3400	Not Detected
Ethanol	2400	Not Detected	4600	Not Detected
Freon 113	600	Not Detected	4600	Not Detected
1,1-Dichloroethene	600	Not Detected	2400	Not Detected
Acetone	2400	Not Detected	5700	Not Detected
2-Propanol	2400	Not Detected	5900	Not Detected
Carbon Disulfide	600	Not Detected	1900	Not Detected
3-Chloropropene	2400	Not Detected	7600	Not Detected
Methylene Chloride	600	Not Detected	2100	Not Detected
Methyl tert-butyl ether	600	Not Detected	2200	Not Detected
trans-1,2-Dichloroethene	600	Not Detected	2400	Not Detected
Hexane	600	7100	2100	25000
1,1-Dichloroethane	600	Not Detected	2400	Not Detected
2-Butanone (Methyl Ethyl Ketone)	600	Not Detected	1800	Not Detected
cis-1,2-Dichloroethene	600	Not Detected	2400	Not Detected
Tetrahydrofuran	600	Not Detected	1800	Not Detected
Chloroform	600	Not Detected	3000	Not Detected
1,1,1-Trichloroethane	600	Not Detected	3300	Not Detected
Cyclohexane	600	22000	2100	77000
Carbon Tetrachloride	600	Not Detected	3800	Not Detected
2,2,4-Trimethylpentane	600	98000	2800	460000
Benzene	600	Not Detected	1900	Not Detected
1,2-Dichloroethane	600	Not Detected	2400	Not Detected
Heptane	600	Not Detected	2500	Not Detected
Trichloroethene	600	Not Detected	3200	Not Detected
1,2-Dichloropropane	600	Not Detected	2800	Not Detected
1,4-Dioxane	2400	Not Detected	8700	Not Detected
Bromodichloromethane	600	Not Detected	4000	Not Detected
cis-1,3-Dichloropropene	600	Not Detected	2700	Not Detected
4-Methyl-2-pentanone	600	Not Detected	2500	Not Detected
Toluene	600	Not Detected	2300	Not Detected
trans-1,3-Dichloropropene	600	Not Detected	2700	Not Detected
1,1,2-Trichloroethane	600	Not Detected	3300	Not Detected
Tetrachloroethene	600	Not Detected	4100	Not Detected

Air Toxics LTD.
Laboratory Services Since 1989

Client Sample ID: VMP-3-5-020911

Lab ID#: 1102236T-01A

MODIFIED EPA METHOD TO-15 GC/MS

File Name:	**b021710**	**Date of Collection:**	**2/9/11 1:37:00 PM**
Dil. Factor:	**121**	**Date of Analysis:**	**2/17/11 10:41 PM**

Compound	Rpt. Limit (ppbv)	Amount (ppbv)	Rpt. Limit (ug/m3)	Amount (ug/m3)
2-Hexanone	2400	Not Detected	9900	Not Detected
Dibromochloromethane	600	Not Detected	5200	Not Detected
1,2-Dibromoethane (EDB)	600	Not Detected	4600	Not Detected
Chlorobenzene	600	Not Detected	2800	Not Detected
Ethyl Benzene	600	Not Detected	2600	Not Detected
m,p-Xylene	600	Not Detected	2600	Not Detected
o-Xylene	600	Not Detected	2600	Not Detected
Styrene	600	Not Detected	2600	Not Detected
Bromoform	600	Not Detected	6200	Not Detected
Cumene	600	Not Detected	3000	Not Detected
1,1,2,2-Tetrachloroethane	600	Not Detected	4200	Not Detected
Propylbenzene	600	Not Detected	3000	Not Detected
4-Ethyltoluene	600	Not Detected	3000	Not Detected
1,3,5-Trimethylbenzene	600	Not Detected	3000	Not Detected
1,2,4-Trimethylbenzene	600	Not Detected	3000	Not Detected
1,3-Dichlorobenzene	600	Not Detected	3600	Not Detected
1,4-Dichlorobenzene	600	Not Detected	3600	Not Detected
alpha-Chlorotoluene	600	Not Detected	3100	Not Detected
1,2-Dichlorobenzene	600	Not Detected	3600	Not Detected
1,2,4-Trichlorobenzene	2400	Not Detected	18000	Not Detected
Hexachlorobutadiene	2400	Not Detected	26000	Not Detected

Container Type: 1 Liter Summa Canister

Surrogates	%Recovery	Method Limits
1,2-Dichloroethane-d4	109	70-130
Toluene-d8	97	70-130
4-Bromofluorobenzene	102	70-130

Air Toxics LTD.
Laboratory Services Since 1989

Client Sample ID: VMP-3-31.5-020911

Lab ID#: 1102236T-02A

MODIFIED EPA METHOD TO-15 GC/MS

File Name:	**b021711**	**Date of Collection:**	**2/9/11 10:08:00 AM**
Dil. Factor:	**1010**	**Date of Analysis:**	**2/17/11 11:02 PM**

Compound	Rpt. Limit (ppbv)	Amount (ppbv)	Rpt. Limit (ug/m3)	Amount (ug/m3)
Freon 12	5000	Not Detected	25000	Not Detected
Freon 114	5000	Not Detected	35000	Not Detected
Chloromethane	20000	Not Detected	42000	Not Detected
Vinyl Chloride	5000	Not Detected	13000	Not Detected
1,3-Butadiene	5000	Not Detected	11000	Not Detected
Bromomethane	5000	Not Detected	20000	Not Detected
Chloroethane	5000	Not Detected	13000	Not Detected
Freon 11	5000	Not Detected	28000	Not Detected
Ethanol	20000	Not Detected	38000	Not Detected
Freon 113	5000	Not Detected	39000	Not Detected
1,1-Dichloroethene	5000	Not Detected	20000	Not Detected
Acetone	20000	Not Detected	48000	Not Detected
2-Propanol	20000	Not Detected	50000	Not Detected
Carbon Disulfide	5000	Not Detected	16000	Not Detected
3-Chloropropene	20000	Not Detected	63000	Not Detected
Methylene Chloride	5000	Not Detected	18000	Not Detected
Methyl tert-butyl ether	5000	Not Detected	18000	Not Detected
trans-1,2-Dichloroethene	5000	Not Detected	20000	Not Detected
Hexane	5000	1800000	18000	6400000
1,1-Dichloroethane	5000	Not Detected	20000	Not Detected
2-Butanone (Methyl Ethyl Ketone)	5000	Not Detected	15000	Not Detected
cis-1,2-Dichloroethene	5000	Not Detected	20000	Not Detected
Tetrahydrofuran	5000	Not Detected	15000	Not Detected
Chloroform	5000	Not Detected	25000	Not Detected
1,1,1-Trichloroethane	5000	Not Detected	28000	Not Detected
Cyclohexane	5000	290000	17000	1000000
Carbon Tetrachloride	5000	Not Detected	32000	Not Detected
2,2,4-Trimethylpentane	5000	690000	24000	3200000
Benzene	5000	32000	16000	100000
1,2-Dichloroethane	5000	Not Detected	20000	Not Detected
Heptane	5000	120000	21000	480000
Trichloroethene	5000	Not Detected	27000	Not Detected
1,2-Dichloropropane	5000	Not Detected	23000	Not Detected
1,4-Dioxane	20000	Not Detected	73000	Not Detected
Bromodichloromethane	5000	Not Detected	34000	Not Detected
cis-1,3-Dichloropropene	5000	Not Detected	23000	Not Detected
4-Methyl-2-pentanone	5000	Not Detected	21000	Not Detected
Toluene	5000	11000	19000	40000
trans-1,3-Dichloropropene	5000	Not Detected	23000	Not Detected
1,1,2-Trichloroethane	5000	Not Detected	28000	Not Detected
Tetrachloroethene	5000	Not Detected	34000	Not Detected

Air Toxics LTD.
Laboratory Services Since 1989

Client Sample ID: VMP-3-31.5-020911

Lab ID#: 1102236T-02A

MODIFIED EPA METHOD TO-15 GC/MS

File Name:	**b021711**	**Date of Collection:**	**2/9/11 10:08:00 AM**
Dil. Factor:	**1010**	**Date of Analysis:**	**2/17/11 11:02 PM**

Compound	Rpt. Limit (ppbv)	Amount (ppbv)	Rpt. Limit (ug/m3)	Amount (ug/m3)
2-Hexanone	20000	Not Detected	83000	Not Detected
Dibromochloromethane	5000	Not Detected	43000	Not Detected
1,2-Dibromoethane (EDB)	5000	Not Detected	39000	Not Detected
Chlorobenzene	5000	Not Detected	23000	Not Detected
Ethyl Benzene	5000	7600	22000	33000
m,p-Xylene	5000	12000	22000	54000
o-Xylene	5000	2900 J	22000	13000 J
Styrene	5000	Not Detected	22000	Not Detected
Bromoform	5000	Not Detected	52000	Not Detected
Cumene	5000	Not Detected	25000	Not Detected
1,1,2,2-Tetrachloroethane	5000	Not Detected	35000	Not Detected
Propylbenzene	5000	Not Detected	25000	Not Detected
4-Ethyltoluene	5000	Not Detected	25000	Not Detected
1,3,5-Trimethylbenzene	5000	Not Detected	25000	Not Detected
1,2,4-Trimethylbenzene	5000	Not Detected	25000	Not Detected
1,3-Dichlorobenzene	5000	Not Detected	30000	Not Detected
1,4-Dichlorobenzene	5000	Not Detected	30000	Not Detected
alpha-Chlorotoluene	5000	Not Detected	26000	Not Detected
1,2-Dichlorobenzene	5000	Not Detected	30000	Not Detected
1,2,4-Trichlorobenzene	20000	Not Detected	150000	Not Detected
Hexachlorobutadiene	20000	Not Detected	220000	Not Detected

J = Estimated value.

Container Type: 1 Liter Summa Canister

Surrogates	%Recovery	Method Limits
1,2-Dichloroethane-d4	107	70-130
Toluene-d8	96	70-130
4-Bromofluorobenzene	102	70-130

Air Toxics LTD.
Laboratory Services Since 1989

Client Sample ID: VMP-21-10-021011

Lab ID#: 1102236T-13A

MODIFIED EPA METHOD TO-15 GC/MS

File Name:	**b021708**	**Date of Collection:**	**2/10/11 11:10:00 AM**
Dil. Factor:	**84.0**	**Date of Analysis:**	**2/17/11 09:35 PM**

Compound	Rpt. Limit (ppbv)	Amount (ppbv)	Rpt. Limit (ug/m3)	Amount (ug/m3)
Freon 12	420	Not Detected	2100	Not Detected
Freon 114	420	Not Detected	2900	Not Detected
Chloromethane	1700	Not Detected	3500	Not Detected
Vinyl Chloride	420	Not Detected	1100	Not Detected
1,3-Butadiene	420	Not Detected	930	Not Detected
Bromomethane	420	Not Detected	1600	Not Detected
Chloroethane	420	Not Detected	1100	Not Detected
Freon 11	420	Not Detected	2400	Not Detected
Ethanol	1700	Not Detected	3200	Not Detected
Freon 113	420	Not Detected	3200	Not Detected
1,1-Dichloroethene	420	Not Detected	1700	Not Detected
Acetone	1700	Not Detected	4000	Not Detected
2-Propanol	1700	Not Detected	4100	Not Detected
Carbon Disulfide	420	Not Detected	1300	Not Detected
3-Chloropropene	1700	Not Detected	5200	Not Detected
Methylene Chloride	420	Not Detected	1400	Not Detected
Methyl tert-butyl ether	420	Not Detected	1500	Not Detected
trans-1,2-Dichloroethene	420	Not Detected	1700	Not Detected
Hexane	420	38000	1500	130000
1,1-Dichloroethane	420	Not Detected	1700	Not Detected
2-Butanone (Methyl Ethyl Ketone)	420	Not Detected	1200	Not Detected
cis-1,2-Dichloroethene	420	Not Detected	1700	Not Detected
Tetrahydrofuran	420	Not Detected	1200	Not Detected
Chloroform	420	Not Detected	2000	Not Detected
1,1,1-Trichloroethane	420	Not Detected	2300	Not Detected
Cyclohexane	420	21000	1400	72000
Carbon Tetrachloride	420	Not Detected	2600	Not Detected
2,2,4-Trimethylpentane	420	100000	2000	480000
Benzene	420	Not Detected	1300	Not Detected
1,2-Dichloroethane	420	Not Detected	1700	Not Detected
Heptane	420	3400	1700	14000
Trichloroethene	420	Not Detected	2200	Not Detected
1,2-Dichloropropane	420	Not Detected	1900	Not Detected
1,4-Dioxane	1700	Not Detected	6000	Not Detected
Bromodichloromethane	420	Not Detected	2800	Not Detected
cis-1,3-Dichloropropene	420	Not Detected	1900	Not Detected
4-Methyl-2-pentanone	420	Not Detected	1700	Not Detected
Toluene	420	Not Detected	1600	Not Detected
trans-1,3-Dichloropropene	420	Not Detected	1900	Not Detected
1,1,2-Trichloroethane	420	Not Detected	2300	Not Detected
Tetrachloroethene	420	Not Detected	2800	Not Detected

Air Toxics LTD.
Laboratory Services Since 1989

Client Sample ID: VMP-21-10-021011

Lab ID#: 1102236T-13A

MODIFIED EPA METHOD TO-15 GC/MS

File Name:	**b021708**	**Date of Collection:**	**2/10/11 11:10:00 AM**
Dil. Factor:	**84.0**	**Date of Analysis:**	**2/17/11 09:35 PM**

Compound	Rpt. Limit (ppbv)	Amount (ppbv)	Rpt. Limit (ug/m3)	Amount (ug/m3)
2-Hexanone	1700	Not Detected	6900	Not Detected
Dibromochloromethane	420	Not Detected	3600	Not Detected
1,2-Dibromoethane (EDB)	420	Not Detected	3200	Not Detected
Chlorobenzene	420	Not Detected	1900	Not Detected
Ethyl Benzene	420	Not Detected	1800	Not Detected
m,p-Xylene	420	Not Detected	1800	Not Detected
o-Xylene	420	Not Detected	1800	Not Detected
Styrene	420	Not Detected	1800	Not Detected
Bromoform	420	Not Detected	4300	Not Detected
Cumene	420	Not Detected	2100	Not Detected
1,1,2,2-Tetrachloroethane	420	Not Detected	2900	Not Detected
Propylbenzene	420	Not Detected	2100	Not Detected
4-Ethyltoluene	420	Not Detected	2100	Not Detected
1,3,5-Trimethylbenzene	420	Not Detected	2100	Not Detected
1,2,4-Trimethylbenzene	420	Not Detected	2100	Not Detected
1,3-Dichlorobenzene	420	Not Detected	2500	Not Detected
1,4-Dichlorobenzene	420	Not Detected	2500	Not Detected
alpha-Chlorotoluene	420	Not Detected	2200	Not Detected
1,2-Dichlorobenzene	420	Not Detected	2500	Not Detected
1,2,4-Trichlorobenzene	1700	Not Detected	12000	Not Detected
Hexachlorobutadiene	1700	Not Detected	18000	Not Detected

Container Type: 1 Liter Summa Canister

Surrogates	%Recovery	Method Limits
1,2-Dichloroethane-d4	106	70-130
Toluene-d8	101	70-130
4-Bromofluorobenzene	102	70-130

Air Toxics LTD.
Laboratory Services Since 1989

Client Sample ID: VMP-21-25-021011

Lab ID#: 1102236T-14A

MODIFIED EPA METHOD TO-15 GC/MS

File Name:	**b021712**	**Date of Collection: 2/10/11 9:51:00 AM**	
Dil. Factor:	**233**	**Date of Analysis: 2/17/11 11:36 PM**	

Compound	Rpt. Limit (ppbv)	Amount (ppbv)	Rpt. Limit (ug/m3)	Amount (ug/m3)
Freon 12	1200	Not Detected	5800	Not Detected
Freon 114	1200	Not Detected	8100	Not Detected
Chloromethane	4700	Not Detected	9600	Not Detected
Vinyl Chloride	1200	Not Detected	3000	Not Detected
1,3-Butadiene	1200	Not Detected	2600	Not Detected
Bromomethane	1200	Not Detected	4500	Not Detected
Chloroethane	1200	Not Detected	3100	Not Detected
Freon 11	1200	Not Detected	6500	Not Detected
Ethanol	4700	Not Detected	8800	Not Detected
Freon 113	1200	Not Detected	8900	Not Detected
1,1-Dichloroethene	1200	Not Detected	4600	Not Detected
Acetone	4700	Not Detected	11000	Not Detected
2-Propanol	4700	Not Detected	11000	Not Detected
Carbon Disulfide	1200	Not Detected	3600	Not Detected
3-Chloropropene	4700	Not Detected	14000	Not Detected
Methylene Chloride	1200	Not Detected	4000	Not Detected
Methyl tert-butyl ether	1200	Not Detected	4200	Not Detected
trans-1,2-Dichloroethene	1200	Not Detected	4600	Not Detected
Hexane	1200	330000	4100	1200000
1,1-Dichloroethane	1200	Not Detected	4700	Not Detected
2-Butanone (Methyl Ethyl Ketone)	1200	Not Detected	3400	Not Detected
cis-1,2-Dichloroethene	1200	Not Detected	4600	Not Detected
Tetrahydrofuran	1200	Not Detected	3400	Not Detected
Chloroform	1200	Not Detected	5700	Not Detected
1,1,1-Trichloroethane	1200	Not Detected	6400	Not Detected
Cyclohexane	1200	110000	4000	370000
Carbon Tetrachloride	1200	Not Detected	7300	Not Detected
2,2,4-Trimethylpentane	1200	370000	5400	1700000
Benzene	1200	530 J	3700	1700 J
1,2-Dichloroethane	1200	Not Detected	4700	Not Detected
Heptane	1200	93000	4800	380000
Trichloroethene	1200	Not Detected	6300	Not Detected
1,2-Dichloropropane	1200	Not Detected	5400	Not Detected
1,4-Dioxane	4700	Not Detected	17000	Not Detected
Bromodichloromethane	1200	Not Detected	7800	Not Detected
cis-1,3-Dichloropropene	1200	Not Detected	5300	Not Detected
4-Methyl-2-pentanone	1200	Not Detected	4800	Not Detected
Toluene	1200	Not Detected	4400	Not Detected
trans-1,3-Dichloropropene	1200	Not Detected	5300	Not Detected
1,1,2-Trichloroethane	1200	Not Detected	6400	Not Detected
Tetrachloroethene	1200	Not Detected	7900	Not Detected

Air Toxics LTD.
Laboratory Services Since 1989

Client Sample ID: VMP-21-25-021011

Lab ID#: 1102236T-14A

MODIFIED EPA METHOD TO-15 GC/MS

File Name:	**b021712**	**Date of Collection: 2/10/11 9:51:00 AM**	
Dil. Factor:	**233**	**Date of Analysis: 2/17/11 11:36 PM**	

Compound	Rpt. Limit (ppbv)	Amount (ppbv)	Rpt. Limit (ug/m3)	Amount (ug/m3)
2-Hexanone	4700	Not Detected	19000	Not Detected
Dibromochloromethane	1200	Not Detected	9900	Not Detected
1,2-Dibromoethane (EDB)	1200	Not Detected	9000	Not Detected
Chlorobenzene	1200	Not Detected	5400	Not Detected
Ethyl Benzene	1200	Not Detected	5000	Not Detected
m,p-Xylene	1200	Not Detected	5000	Not Detected
o-Xylene	1200	Not Detected	5000	Not Detected
Styrene	1200	Not Detected	5000	Not Detected
Bromoform	1200	Not Detected	12000	Not Detected
Cumene	1200	Not Detected	5700	Not Detected
1,1,2,2-Tetrachloroethane	1200	Not Detected	8000	Not Detected
Propylbenzene	1200	Not Detected	5700	Not Detected
4-Ethyltoluene	1200	Not Detected	5700	Not Detected
1,3,5-Trimethylbenzene	1200	Not Detected	5700	Not Detected
1,2,4-Trimethylbenzene	1200	Not Detected	5700	Not Detected
1,3-Dichlorobenzene	1200	Not Detected	7000	Not Detected
1,4-Dichlorobenzene	1200	Not Detected	7000	Not Detected
alpha-Chlorotoluene	1200	Not Detected	6000	Not Detected
1,2-Dichlorobenzene	1200	Not Detected	7000	Not Detected
1,2,4-Trichlorobenzene	4700	Not Detected	34000	Not Detected
Hexachlorobutadiene	4700	Not Detected	50000	Not Detected

J = Estimated value.

Container Type: 1 Liter Summa Canister

Surrogates	%Recovery	Method Limits
1,2-Dichloroethane-d4	109	70-130
Toluene-d8	97	70-130
4-Bromofluorobenzene	102	70-130

Air Toxics LTD.
Laboratory Services Since 1989

Client Sample ID: VMP-21-33-021011

Lab ID#: 1102236T-15A

MODIFIED EPA METHOD TO-15 GC/MS

File Name:	**b021713**	**Date of Collection:**	**2/10/11 1:57:00 PM**
Dil. Factor:	**233**	**Date of Analysis:**	**2/18/11 12:08 AM**

Compound	Rpt. Limit (ppbv)	Amount (ppbv)	Rpt. Limit (ug/m3)	Amount (ug/m3)
Freon 12	1200	Not Detected	5800	Not Detected
Freon 114	1200	Not Detected	8100	Not Detected
Chloromethane	4700	Not Detected	9600	Not Detected
Vinyl Chloride	1200	Not Detected	3000	Not Detected
1,3-Butadiene	1200	Not Detected	2600	Not Detected
Bromomethane	1200	Not Detected	4500	Not Detected
Chloroethane	1200	Not Detected	3100	Not Detected
Freon 11	1200	Not Detected	6500	Not Detected
Ethanol	4700	Not Detected	8800	Not Detected
Freon 113	1200	Not Detected	8900	Not Detected
1,1-Dichloroethene	1200	Not Detected	4600	Not Detected
Acetone	4700	Not Detected	11000	Not Detected
2-Propanol	4700	Not Detected	11000	Not Detected
Carbon Disulfide	1200	Not Detected	3600	Not Detected
3-Chloropropene	4700	Not Detected	14000	Not Detected
Methylene Chloride	1200	Not Detected	4000	Not Detected
Methyl tert-butyl ether	1200	Not Detected	4200	Not Detected
trans-1,2-Dichloroethene	1200	Not Detected	4600	Not Detected
Hexane	1200	410000	4100	1400000
1,1-Dichloroethane	1200	Not Detected	4700	Not Detected
2-Butanone (Methyl Ethyl Ketone)	1200	Not Detected	3400	Not Detected
cis-1,2-Dichloroethene	1200	Not Detected	4600	Not Detected
Tetrahydrofuran	1200	Not Detected	3400	Not Detected
Chloroform	1200	Not Detected	5700	Not Detected
1,1,1-Trichloroethane	1200	Not Detected	6400	Not Detected
Cyclohexane	1200	120000	4000	410000
Carbon Tetrachloride	1200	Not Detected	7300	Not Detected
2,2,4-Trimethylpentane	1200	390000	5400	1800000
Benzene	1200	560 J	3700	1800 J
1,2-Dichloroethane	1200	Not Detected	4700	Not Detected
Heptane	1200	130000	4800	530000
Trichloroethene	1200	Not Detected	6300	Not Detected
1,2-Dichloropropane	1200	Not Detected	5400	Not Detected
1,4-Dioxane	4700	Not Detected	17000	Not Detected
Bromodichloromethane	1200	Not Detected	7800	Not Detected
cis-1,3-Dichloropropene	1200	Not Detected	5300	Not Detected
4-Methyl-2-pentanone	1200	Not Detected	4800	Not Detected
Toluene	1200	Not Detected	4400	Not Detected
trans-1,3-Dichloropropene	1200	Not Detected	5300	Not Detected
1,1,2-Trichloroethane	1200	Not Detected	6400	Not Detected
Tetrachloroethene	1200	Not Detected	7900	Not Detected

Air Toxics LTD.
Laboratory Services Since 1989

Client Sample ID: VMP-21-33-021011

Lab ID#: 1102236T-15A

MODIFIED EPA METHOD TO-15 GC/MS

File Name:	**b021713**	**Date of Collection: 2/10/11 1:57:00 PM**	
Dil. Factor:	**233**	**Date of Analysis: 2/18/11 12:08 AM**	

Compound	Rpt. Limit (ppbv)	Amount (ppbv)	Rpt. Limit (ug/m3)	Amount (ug/m3)
2-Hexanone	4700	Not Detected	19000	Not Detected
Dibromochloromethane	1200	Not Detected	9900	Not Detected
1,2-Dibromoethane (EDB)	1200	Not Detected	9000	Not Detected
Chlorobenzene	1200	Not Detected	5400	Not Detected
Ethyl Benzene	1200	Not Detected	5000	Not Detected
m,p-Xylene	1200	Not Detected	5000	Not Detected
o-Xylene	1200	Not Detected	5000	Not Detected
Styrene	1200	Not Detected	5000	Not Detected
Bromoform	1200	Not Detected	12000	Not Detected
Cumene	1200	Not Detected	5700	Not Detected
1,1,2,2-Tetrachloroethane	1200	Not Detected	8000	Not Detected
Propylbenzene	1200	Not Detected	5700	Not Detected
4-Ethyltoluene	1200	Not Detected	5700	Not Detected
1,3,5-Trimethylbenzene	1200	Not Detected	5700	Not Detected
1,2,4-Trimethylbenzene	1200	Not Detected	5700	Not Detected
1,3-Dichlorobenzene	1200	Not Detected	7000	Not Detected
1,4-Dichlorobenzene	1200	Not Detected	7000	Not Detected
alpha-Chlorotoluene	1200	Not Detected	6000	Not Detected
1,2-Dichlorobenzene	1200	Not Detected	7000	Not Detected
1,2,4-Trichlorobenzene	4700	Not Detected	34000	Not Detected
Hexachlorobutadiene	4700	Not Detected	50000	Not Detected

J = Estimated value.

Container Type: 1 Liter Summa Canister

Surrogates	%Recovery	Method Limits
1,2-Dichloroethane-d4	108	70-130
Toluene-d8	101	70-130
4-Bromofluorobenzene	104	70-130

Air Toxics LTD.
Laboratory Services Since 1989

Client Sample ID: Lab Blank

Lab ID#: 1102236T-16A

MODIFIED EPA METHOD TO-15 GC/MS

File Name:	**b021707a**	**Date of Collection: NA**	
Dil. Factor:	**1.00**	**Date of Analysis: 2/17/11 09:00 PM**	

Compound	Rpt. Limit (ppbv)	Amount (ppbv)	Rpt. Limit (ug/m3)	Amount (ug/m3)
Freon 12	5.0	Not Detected	25	Not Detected
Freon 114	5.0	Not Detected	35	Not Detected
Chloromethane	20	Not Detected	41	Not Detected
Vinyl Chloride	5.0	Not Detected	13	Not Detected
1,3-Butadiene	5.0	Not Detected	11	Not Detected
Bromomethane	5.0	Not Detected	19	Not Detected
Chloroethane	5.0	Not Detected	13	Not Detected
Freon 11	5.0	Not Detected	28	Not Detected
Ethanol	20	Not Detected	38	Not Detected
Freon 113	5.0	Not Detected	38	Not Detected
1,1-Dichloroethene	5.0	Not Detected	20	Not Detected
Acetone	20	Not Detected	48	Not Detected
2-Propanol	20	Not Detected	49	Not Detected
Carbon Disulfide	5.0	Not Detected	16	Not Detected
3-Chloropropene	20	Not Detected	63	Not Detected
Methylene Chloride	5.0	Not Detected	17	Not Detected
Methyl tert-butyl ether	5.0	Not Detected	18	Not Detected
trans-1,2-Dichloroethene	5.0	Not Detected	20	Not Detected
Hexane	5.0	Not Detected	18	Not Detected
1,1-Dichloroethane	5.0	Not Detected	20	Not Detected
2-Butanone (Methyl Ethyl Ketone)	5.0	Not Detected	15	Not Detected
cis-1,2-Dichloroethene	5.0	Not Detected	20	Not Detected
Tetrahydrofuran	5.0	Not Detected	15	Not Detected
Chloroform	5.0	Not Detected	24	Not Detected
1,1,1-Trichloroethane	5.0	Not Detected	27	Not Detected
Cyclohexane	5.0	Not Detected	17	Not Detected
Carbon Tetrachloride	5.0	Not Detected	31	Not Detected
2,2,4-Trimethylpentane	5.0	Not Detected	23	Not Detected
Benzene	5.0	Not Detected	16	Not Detected
1,2-Dichloroethane	5.0	Not Detected	20	Not Detected
Heptane	5.0	Not Detected	20	Not Detected
Trichloroethene	5.0	Not Detected	27	Not Detected
1,2-Dichloropropane	5.0	Not Detected	23	Not Detected
1,4-Dioxane	20	Not Detected	72	Not Detected
Bromodichloromethane	5.0	Not Detected	34	Not Detected
cis-1,3-Dichloropropene	5.0	Not Detected	23	Not Detected
4-Methyl-2-pentanone	5.0	Not Detected	20	Not Detected
Toluene	5.0	Not Detected	19	Not Detected
trans-1,3-Dichloropropene	5.0	Not Detected	23	Not Detected
1,1,2-Trichloroethane	5.0	Not Detected	27	Not Detected
Tetrachloroethene	5.0	Not Detected	34	Not Detected

Air Toxics LTD.
Laboratory Services Since 1989

Client Sample ID: Lab Blank

Lab ID#: 1102236T-16A

MODIFIED EPA METHOD TO-15 GC/MS

File Name:	**b021707a**	**Date of Collection: NA**	
Dil. Factor:	**1.00**	**Date of Analysis: 2/17/11 09:00 PM**	

Compound	Rpt. Limit (ppbv)	Amount (ppbv)	Rpt. Limit (ug/m3)	Amount (ug/m3)
2-Hexanone	20	Not Detected	82	Not Detected
Dibromochloromethane	5.0	Not Detected	42	Not Detected
1,2-Dibromoethane (EDB)	5.0	Not Detected	38	Not Detected
Chlorobenzene	5.0	Not Detected	23	Not Detected
Ethyl Benzene	5.0	Not Detected	22	Not Detected
m,p-Xylene	5.0	Not Detected	22	Not Detected
o-Xylene	5.0	Not Detected	22	Not Detected
Styrene	5.0	Not Detected	21	Not Detected
Bromoform	5.0	Not Detected	52	Not Detected
Cumene	5.0	Not Detected	24	Not Detected
1,1,2,2-Tetrachloroethane	5.0	Not Detected	34	Not Detected
Propylbenzene	5.0	Not Detected	24	Not Detected
4-Ethyltoluene	5.0	Not Detected	24	Not Detected
1,3,5-Trimethylbenzene	5.0	Not Detected	24	Not Detected
1,2,4-Trimethylbenzene	5.0	Not Detected	24	Not Detected
1,3-Dichlorobenzene	5.0	Not Detected	30	Not Detected
1,4-Dichlorobenzene	5.0	Not Detected	30	Not Detected
alpha-Chlorotoluene	5.0	Not Detected	26	Not Detected
1,2-Dichlorobenzene	5.0	Not Detected	30	Not Detected
1,2,4-Trichlorobenzene	20	Not Detected	150	Not Detected
Hexachlorobutadiene	20	Not Detected	210	Not Detected

Container Type: NA - Not Applicable

Surrogates	%Recovery	Method Limits
1,2-Dichloroethane-d4	103	70-130
Toluene-d8	96	70-130
4-Bromofluorobenzene	102	70-130

Air Toxics LTD.
Laboratory Services Since 1989

Client Sample ID: CCV

Lab ID#: 1102236T-17A

MODIFIED EPA METHOD TO-15 GC/MS

File Name:	**b021702**	**Date of Collection: NA**
Dil. Factor:	**1.00**	**Date of Analysis: 2/17/11 05:38 PM**

Compound	%Recovery
Freon 12	102
Freon 114	104
Chloromethane	100
Vinyl Chloride	98
1,3-Butadiene	99
Bromomethane	99
Chloroethane	97
Freon 11	103
Ethanol	97
Freon 113	103
1,1-Dichloroethene	99
Acetone	97
2-Propanol	90
Carbon Disulfide	95
3-Chloropropene	91
Methylene Chloride	99
Methyl tert-butyl ether	88
trans-1,2-Dichloroethene	96
Hexane	95
1,1-Dichloroethane	98
2-Butanone (Methyl Ethyl Ketone)	96
cis-1,2-Dichloroethene	96
Tetrahydrofuran	100
Chloroform	98
1,1,1-Trichloroethane	98
Cyclohexane	96
Carbon Tetrachloride	104
2,2,4-Trimethylpentane	98
Benzene	97
1,2-Dichloroethane	103
Heptane	96
Trichloroethene	98
1,2-Dichloropropane	97
1,4-Dioxane	96
Bromodichloromethane	100
cis-1,3-Dichloropropene	94
4-Methyl-2-pentanone	96
Toluene	96
trans-1,3-Dichloropropene	96
1,1,2-Trichloroethane	100
Tetrachloroethene	103

Air Toxics LTD.
Laboratory Services Since 1989

Client Sample ID: CCV

Lab ID#: 1102236T-17A

MODIFIED EPA METHOD TO-15 GC/MS

File Name:	**b021702**	**Date of Collection: NA**	
Dil. Factor:	**1.00**	**Date of Analysis: 2/17/11 05:38 PM**	

Compound	%Recovery
2-Hexanone	96
Dibromochloromethane	104
1,2-Dibromoethane (EDB)	101
Chlorobenzene	102
Ethyl Benzene	100
m,p-Xylene	99
o-Xylene	101
Styrene	106
Bromoform	108
Cumene	105
1,1,2,2-Tetrachloroethane	105
Propylbenzene	108
4-Ethyltoluene	108
1,3,5-Trimethylbenzene	105
1,2,4-Trimethylbenzene	107
1,3-Dichlorobenzene	106
1,4-Dichlorobenzene	109
alpha-Chlorotoluene	109
1,2-Dichlorobenzene	112
1,2,4-Trichlorobenzene	94
Hexachlorobutadiene	104

Container Type: NA - Not Applicable

Surrogates	%Recovery	Method Limits
1,2-Dichloroethane-d4	102	70-130
Toluene-d8	101	70-130
4-Bromofluorobenzene	103	70-130

Air Toxics LTD.
Laboratory Services Since 1989

Client Sample ID: LCS

Lab ID#: 1102236T-18A

MODIFIED EPA METHOD TO-15 GC/MS

File Name:	**b021703**	**Date of Collection: NA**	
Dil. Factor:	**1.00**	**Date of Analysis: 2/17/11 06:16 PM**	

Compound	%Recovery
Freon 12	112
Freon 114	108
Chloromethane	110
Vinyl Chloride	105
1,3-Butadiene	104
Bromomethane	103
Chloroethane	100
Freon 11	106
Ethanol	98
Freon 113	108
1,1-Dichloroethene	110
Acetone	102
2-Propanol	94
Carbon Disulfide	119
3-Chloropropene	105
Methylene Chloride	100
Methyl tert-butyl ether	91
trans-1,2-Dichloroethene	112
Hexane	99
1,1-Dichloroethane	102
2-Butanone (Methyl Ethyl Ketone)	98
cis-1,2-Dichloroethene	102
Tetrahydrofuran	97
Chloroform	105
1,1,1-Trichloroethane	105
Cyclohexane	101
Carbon Tetrachloride	108
2,2,4-Trimethylpentane	101
Benzene	103
1,2-Dichloroethane	107
Heptane	103
Trichloroethene	103
1,2-Dichloropropane	103
1,4-Dioxane	100
Bromodichloromethane	106
cis-1,3-Dichloropropene	99
4-Methyl-2-pentanone	100
Toluene	100
trans-1,3-Dichloropropene	100
1,1,2-Trichloroethane	103
Tetrachloroethene	106

Air Toxics LTD.
Laboratory Services Since 1989

Client Sample ID: LCS

Lab ID#: 1102236T-18A

MODIFIED EPA METHOD TO-15 GC/MS

File Name:	**b021703**	**Date of Collection: NA**	
Dil. Factor:	**1.00**	**Date of Analysis: 2/17/11 06:16 PM**	

Compound	%Recovery
2-Hexanone	96
Dibromochloromethane	106
1,2-Dibromoethane (EDB)	106
Chlorobenzene	106
Ethyl Benzene	103
m,p-Xylene	105
o-Xylene	105
Styrene	107
Bromoform	109
Cumene	109
1,1,2,2-Tetrachloroethane	108
Propylbenzene	112
4-Ethyltoluene	106
1,3,5-Trimethylbenzene	107
1,2,4-Trimethylbenzene	106
1,3-Dichlorobenzene	109
1,4-Dichlorobenzene	110
alpha-Chlorotoluene	107
1,2-Dichlorobenzene	110
1,2,4-Trichlorobenzene	94
Hexachlorobutadiene	96

Container Type: NA - Not Applicable

Surrogates	%Recovery	Method Limits
1,2-Dichloroethane-d4	100	70-130
Toluene-d8	101	70-130
4-Bromofluorobenzene	102	70-130

Air Toxics LTD.
Laboratory Services Since 1989

Client Sample ID: LCSD

Lab ID#: 1102236T-18AA

MODIFIED EPA METHOD TO-15 GC/MS

File Name:	**b021704**	**Date of Collection: NA**	
Dil. Factor:	**1.00**	**Date of Analysis: 2/17/11 06:40 PM**	

Compound	%Recovery
Freon 12	110
Freon 114	103
Chloromethane	106
Vinyl Chloride	102
1,3-Butadiene	100
Bromomethane	100
Chloroethane	98
Freon 11	103
Ethanol	93
Freon 113	102
1,1-Dichloroethene	106
Acetone	96
2-Propanol	91
Carbon Disulfide	115
3-Chloropropene	104
Methylene Chloride	95
Methyl tert-butyl ether	87
trans-1,2-Dichloroethene	108
Hexane	94
1,1-Dichloroethane	98
2-Butanone (Methyl Ethyl Ketone)	101
cis-1,2-Dichloroethene	98
Tetrahydrofuran	95
Chloroform	103
1,1,1-Trichloroethane	103
Cyclohexane	99
Carbon Tetrachloride	107
2,2,4-Trimethylpentane	100
Benzene	100
1,2-Dichloroethane	104
Heptane	100
Trichloroethene	102
1,2-Dichloropropane	99
1,4-Dioxane	99
Bromodichloromethane	103
cis-1,3-Dichloropropene	96
4-Methyl-2-pentanone	96
Toluene	96
trans-1,3-Dichloropropene	98
1,1,2-Trichloroethane	104
Tetrachloroethene	105

Air Toxics LTD.
Laboratory Services Since 1989

Client Sample ID: LCSD

Lab ID#: 1102236T-18AA

MODIFIED EPA METHOD TO-15 GC/MS

File Name:	**b021704**	**Date of Collection: NA**	
Dil. Factor:	**1.00**	**Date of Analysis: 2/17/11 06:40 PM**	

Compound	%Recovery
2-Hexanone	96
Dibromochloromethane	104
1,2-Dibromoethane (EDB)	104
Chlorobenzene	106
Ethyl Benzene	104
m,p-Xylene	104
o-Xylene	104
Styrene	106
Bromoform	107
Cumene	109
1,1,2,2-Tetrachloroethane	106
Propylbenzene	114
4-Ethyltoluene	109
1,3,5-Trimethylbenzene	108
1,2,4-Trimethylbenzene	108
1,3-Dichlorobenzene	110
1,4-Dichlorobenzene	111
alpha-Chlorotoluene	106
1,2-Dichlorobenzene	111
1,2,4-Trichlorobenzene	99
Hexachlorobutadiene	106

Container Type: NA - Not Applicable

Surrogates	%Recovery	Method Limits
1,2-Dichloroethane-d4	99	70-130
Toluene-d8	98	70-130
4-Bromofluorobenzene	101	70-130

1102236

Shell Oil Products Chain Of Custody Record

URS

Air Toxics LTD.
Project Name: Roxana Dissolved Phase
Project # 21562693.00007
Lab Vendor #

Please Check Appropriate Box:
☑ ENV. SERVICES ☐ MOTIVA RETAIL ☐ SHELL RETAIL
☐ MOTIVA SOACH ☐ CONSULTANT ☐ LUBES
☐ SHELL PIPELINE ☐ OTHER

Print Bill To Contact Name: Thomas Adams
PO #
INCIDENT # (ENV SERVICES): 9 7 2 1 6 5 4 0 ☐ CHECK IF NO INCIDENT # APPLIES
SAP #: 3 4 0 0 8 1
DATE: 02/10/11
PAGE: 1 of 2

SAMPLING COMPANY: URS CORPORATION
LOG CODE:
SITE ADDRESS: Street and City: 900 SOUTH CENTRAL AVE – ROXANA
State: IL
GLOBAL ID NO.:
ADDRESS: 1001 HIGHLANDS PLAZA DRIVE WEST - SUITE 300; ST. LOUIS, MO 63110
EDP DELIVERABLE TO (Name, Company, Office Location): Elizabeth Kunkel, URS, St. Louis
PHONE NO.: 314-743-4179
E-MAIL: Elizabeth_Kunkel@URSCorp.com
CONSULTANT PROJECT NAME#: Roxana Dissolved Phase
Laboratory Address: Air Toxics, LTD 180 Blue Ravine Road, Suite B, Folsom, CA 95630-4719
TELEPHONE: 314-429-0100
FAX: 314-429-0462
Bill To Contact E-MAIL: Thomas_Adams@URSCorp.com
SAMPLER NAME(S) (Print):

TURNAROUND TIME (CALENDAR DAYS):
☑ STANDARD (14 DAY) ☐ 5 DAYS ☐ 3 DAYS ☐ 2 DAYS ☐ 24 HOURS ☐ RESULTS NEEDED ON WEEKEND

☐ LA - RWQCB REPORT FORMAT ☑ UST AGENCY:
DELIVERABLES: ☐ LEVEL 1 ☐ LEVEL 2 ☐ LEVEL 3 ☑ LEVEL 4 ☐ OTHER (SPECIFY)

☑ SHELL CONTRACT RATE APPLIES
☐ STATE REIMBURSEMENT RATE APPLIES
☐ EDD NOT NEEDED
☑ RECEIPT VERIFICATION REQUESTED

REQUESTED ANALYSIS

Turn Around Time: ☑ Normal ☐ Rush ☐ Specify

Lab Use Only: Pressurized by: Date: Pressurization Gas: N2 He

LAB USE ONLY	Field Sample Identification	SAMPLING DATE	SAMPLING TIME	Canister Number	Canister Pressure/Vacuum Initial	Final	Receipt	Final (psi)	Modified TO-15	ASTM D-1946 + Helium	ASTM D-1946
01A	VMP-3-5-020911	2/9/11	1307 / 1337	3803	-30	-7			X	X	
02A	VMP-3-31.5-020911	2/9/11	0938 / 1008	6506	-29.5	-2.5			X	X	
03A	VMP-9-11.5-020911	2/9/11	0936 / 1036	3084	-30	-10			X	X	
04A	VMP-9-11.5-020911-DUP	2/9/11	0936 / 1006	3016	-30	-4			X	X	
05A	VMP-9-25.5-020911	2/9/11	1316 / 1345	1670	-30	-8.5			X	X	
06A	VMP-9-38.5-020911	2/9/11	1425 / 1439	2746	-30	-3.5			X	X	
07A	VMP-21-5-020911	2/9/11	1516 / 1546	2210	-30	-6.5			X	X	
08A	VMP-21-5-020911-DUP	2/9/11	1516 / 1546	3122	-30	-7			X	X	
09A	VMP-8-5-021011	2/10/11	0904 / 0940	1750	-30	-8.5			X	X	
10A	VMP-8-9.5-021011	2/10/11	1027 / 1100	2064	-30	-8.5			X	X	

ADDITIONAL NOTES:
- 14 day hold time
- Report results between MDL and RL
- Level IV ECVP

	Received by: (Signature)	Date:	Time:
Relinquished by: (Signature)	FedEx	2/10/11	1800
Relinquished by: (Signature)	ATL	02/11/11	0930
Relinquished by: (Signature)		Date:	Time:

05/2/06 Revision

CUSTODY SEAL INTACT? Y N NOT COOL MP NA

BW 2/17/11

1102236

Shell Oil Products Chain Of Custody Record

URS

Air Toxics LTD.
Project Name: Roxana Dissolved Phase
Project # 21562593.00007
Lab Vendor #

Please Check Appropriate Box:
☑ ENV. SERVICES ☐ MOTIVA RETAIL ☐ SHELL RETAIL
☐ MOTIVA SD&CM ☐ CONSULTANT ☐ LUBES
☐ SHELL PIPELINE ☐ OTHER

Print Bill To Contact Name: Thomas Adams
PO #
INCIDENT # (ENV SERVICES): 9 7 2 1 6 8 4 0
☐ CHECK IF NO INCIDENT # APPLIES
SAP #: 3 4 0 0 6 1
DATE: 02/10/11
PAGE: 2 of 2

SAMPLING COMPANY: URS CORPORATION
LOG CODE:
SITE ADDRESS: Street and City: 900 SOUTH CENTRAL AVE – ROXANA
State: IL
GLOBAL ID NO.:
ADDRESS: 1001 HIGHLANDS PLAZA DRIVE WEST - SUITE 300; ST. LOUIS, MO 63110
EDF DELIVERABLE TO (Name, Company, Office Location): Elizabeth Kunkel, URS, St. Louis
PHONE NO.: 314-743-4179
E-MAIL: Elizabeth_Kunkel@URSCorp.com
CONSULTANT PROJECT NAME/#: Roxana Dissolved Phase
Laboratory Address: Air Toxics, LTD 180 Blue Ravine Road, Suite B, Folsom, CA 95630-4719
SAMPLER NAME(S) (Print):
TELEPHONE: 314-429-0100
FAX: 314-429-0462
Bill To Contact E-MAIL: Thomas_Adams@URSCorp.com

TURNAROUND TIME (CALENDAR DAYS):
☑ STANDARD (14 DAY) ☐ 5 DAYS ☐ 3 DAYS ☐ 2 DAYS ☐ 24 HOURS ☐ RESULTS NEEDED ON WEEKEND
☐ LA - RWQCB REPORT FORMAT ☑ UST AGENCY:
DELIVERABLES: ☐ LEVEL 1 ☐ LEVEL 2 ☐ LEVEL 3 ☑ LEVEL 4 ☐ OTHER (SPECIFY)
☑ SHELL CONTRACT RATE APPLIES
☐ STATE REIMBURSEMENT RATE APPLIES
☐ EDD NOT NEEDED
☑ RECEIPT VERIFICATION REQUESTED

REQUESTED ANALYSIS

Turn Around Time: ☑ Normal ☐ Rush Specify

Lab Use Only
Pressurized by:
Date:
Pressurization Gas: N_2 He

Lab Use Only	Field Sample Identification	SAMPLING DATE	SAMPLING TIME	Canister Number	Canister Pressure/Vacuum Initial	Final	Receipt	Final (psi)	Modified TO-15	ASTM D-1946 + Helium	ASTM D-1946
1A	VMP-8-25.5-021011	2/10/11	1340 / 1407	3248	-29	-9			X	X	
2A	VMP-10-5-021011	2/10/11	1457 / 1526	3123	-30	-6.5			X	X	
3A	VMP-21-10-021011	2/10/11	1040 / 1110	2167	-30	-8			X	X	
4A	VMP-21-25-021011	2/10/11	0920 / 0951	0520	-30	-6			X	X	
5A	VMP-21-33-021011	2/10/11	1328 / 1357	3719	-30	-5.5			X	X	

ADDITIONAL NOTES:
- 14 day hold time
- Report results between MDL and RL
- Level IV ECVP

BLW 2/17/11

Relinquished by: (Signature)	Received by: (Signature) FedEx	Date: 2/10/11	Time: 1800
Relinquished by: (Signature)	Received by: (Signature) ATL	Date: 02/11/11	Time: 0930
Relinquished by: (Signature)	Received by: (Signature)	Date:	Time:

05/2/08 Revision

FED EX
CUSTODY SEAL INTACT? Y N (NONE) TEMP NA

1102236

Shell Oil Products Chain Of Custody Record

URS

Air Toxics LTD. **Project Name: Roxana Dissolved Phase** **Project # 21562593.00007** Lab Vendor #	Please Check Appropriate Box: ☑ ENV. SERVICES ☐ MOTIVA RETAIL ☐ SHELL RETAIL ☐ MOTIVA SD&CM ☐ CONSULTANT ☐ LUBES ☐ SHELL PIPELINE ☐ OTHER	Print Bill To Contact Name: Thomas Adams PO #	INCIDENT # (ENV SERVICES): 9 7 2 1 6 6 4 0 SAP #: 3 4 0 0 6 1 ☐ CHECK IF NO INCIDENT # APPLIES DATE: 02/10/11 PAGE: 1 of 2
SAMPLING COMPANY: URS CORPORATION LOG CODE:		SITE ADDRESS: Street and City: 900 SOUTH CENTRAL AVE – ROXANA State: IL GLOBAL ID NO.:	
ADDRESS: 1001 HIGHLANDS PLAZA DRIVE WEST - SUITE 300; ST. LOUIS, MO 63110 Laboratory Address: Air Toxics, LTD 180 Blue Ravine Road, Suite B, Folsom, CA 95630-4719		EDF DELIVERABLE TO (Name, Company, Office Location): Elizabeth Kunkel, URS, St. Louis PHONE NO.: 314-743-4179 E-MAIL: Elizabeth.Kunkel@URSCorp.com CONSULTANT PROJECT NAME#: Roxana Dissolved Phase	
TELEPHONE: 314-429-0100 FAX: 314-429-0462 Bill To Contact E-MAIL: Thomas.Adams@URSCorp.com		SAMPLER NAME(S) (Print):	

TURNAROUND TIME (CALENDAR DAYS): ☑ STANDARD (14 DAY) ☐ 5 DAYS ☐ 3 DAYS ☐ 2 DAYS ☐ 24 HOURS ☐ RESULTS NEEDED ON WEEKEND

☐ LA - RWQCB REPORT FORMAT ☑ UST AGENCY:

DELIVERABLES: ☐ LEVEL 1 ☐ LEVEL 2 ☐ LEVEL 3 ☑ LEVEL 4 ☐ OTHER (SPECIFY)

☑ SHELL CONTRACT RATE APPLIES
☐ STATE REIMBURSEMENT RATE APPLIES
☐ EDD NOT NEEDED
☑ RECEIPT VERIFICATION REQUESTED

REQUESTED ANALYSIS

LAB USE ONLY	Field Sample Identification	SAMPLING DATE	SAMPLING TIME	Canister Number	Canister Pressure/Vacuum Initial	Final	Receipt	Final (psi)	Modified TO-15	ASTM D-1946 + Helium	ASTM D-1946
01A	VMP-3-5-020911	2/9/11	1307 / 1337	3803	-30	-7			X	X	
02A	VMP-3-31.5-020911	2/9/11	0938 / 1008	9506	-29.5	-2.5			X	X	
03A	VMP-9-11.5-020911	2/9/11	0936 / 1036	3084	-30	-10			X	X	
04A	VMP-9-11.5-020911-DUP	2/9/11	0936 / 1006	3016	-30	-4			X	X	
05A	VMP-9-25.5-020911	2/9/11	1315 / 1345	1670	-30	-8.5			X	X	
06A	VMP-9-38.5-020911	2/9/11	1425 / 1439	2746	-30	-3.5			X	X	
07A	VMP-21-5-020911	2/9/11	1516 / 1546	2210	-30	-6.5			X	X	
08A	VMP-21-5-020911-DUP	2/9/11	1516 / 1546	3122	-30	-7			X	X	
09A	VMP-8-5-021011	2/10/11	0904 / 0940	1750	-30	-8.5			X	X	
10A	VMP-8-9.5-021011	2/10/11	1027 / 1100	2064	-30	-8.5			X	X	

Turn Around Time: ☑ Normal ☐ Rush Specify

Lab Use Only: Pressurized by: Date: Pressurization Gas: N_2 He

ADDITIONAL NOTES:

- 14 day hold time
- Report results between MDL and RL
- Level IV ECVP

Relinquished by: (Signature)	Received by: (Signature) FEDEX	Date: 2/10/11	Time: 1800
Relinquished by: (Signature)	Received by: (Signature) ATL	Date: 02/11/11	Time: 0930
Relinquished by: (Signature)	Received by: (Signature)	Date:	Time:

05/2/08 Revision

CUSTODY SEAL INTACT? Y N NOT APPLICABLE NA

1102236

Shell Oil Products Chain Of Custody Record

URS

Air Toxics LTD.
Project Name: Roxana Dissolved Phase
Project # 21562593.00007
Lab Vendor #

Please Check Appropriate Box:
☑ ENV. SERVICES ☐ MOTIVA RETAIL ☐ SHELL RETAIL
☐ MOTIVA SD&CM ☐ CONSULTANT ☐ LUBES
☐ SHELL PIPELINE ☐ OTHER

Print Bill To Contact Name: Thomas Adams
PO #
INCIDENT # (ENV SERVICES): 9 7 2 1 6 6 4 0 ☐ CHECK IF NO INCIDENT # APPLIES
SAP #: 3 4 0 0 6 1
DATE: 02/10/11
PAGE: 2 of 2

SAMPLING COMPANY: URS CORPORATION
LOG CODE:
SITE ADDRESS: Street and City: 900 SOUTH CENTRAL AVE – ROXANA
State: IL
GLOBAL ID NO.:
ADDRESS: 1001 HIGHLANDS PLAZA DRIVE WEST - SUITE 300; ST. LOUIS, MO 63110
EDF DELIVERABLE TO (Name, Company, Office Location): Elizabeth Kunkel, URS, St. Louis
PHONE NO.: 314-743-4179
E-MAIL: Elizabeth_Kunkel@URSCorp.com
CONSULTANT PROJECT NAME/#: Roxana Dissolved Phase
Laboratory Address: Air Toxics, LTD 180 Blue Ravine Road, Suite B, Folsom, CA 95630-4719
SAMPLER NAME(S) (Print):
TELEPHONE: 314-429-0100
FAX: 314-429-0462
Bill To Contact E-MAIL: Thomas_Adams@URSCorp.com

TURNAROUND TIME (CALENDAR DAYS): ☑ STANDARD (14 DAY) ☐ 5 DAYS ☐ 3 DAYS ☐ 2 DAYS ☐ 24 HOURS ☐ RESULTS NEEDED ON WEEKEND
☐ LA - RWQCB REPORT FORMAT ☑ UST AGENCY:
DELIVERABLES: ☐ LEVEL 1 ☐ LEVEL 2 ☐ LEVEL 3 ☑ LEVEL 4 ☐ OTHER (SPECIFY)
☑ SHELL CONTRACT RATE APPLIES
☐ STATE REIMBURSEMENT RATE APPLIES
☐ EDD NOT NEEDED
☑ RECEIPT VERIFICATION REQUESTED

REQUESTED ANALYSIS

Turn Around Time: ☑ Normal ☐ Rush Specify
Lab Use Only: Pressurized by: Date: Pressurization Gas: N_2 He

LAB USE ONLY	Field Sample Identification	SAMPLING DATE	SAMPLING TIME	Canister Number	Conister Pressure/Vacuum Initial	Final	Receipt	Final (psi)	Modified TO-15	ASTM D-1946 + Helium	ASTM D-1946
1A	VMP-8-25.5-021011	2/10/11	1340 / 1407	3248	-29	-9			X	X	
2A	VMP-10-5-021011	2/10/11	1457 / 1528	3123	-30	-6.5			X	X	
3A	VMP-21-10-021011	2/10/11	1040 / 1110	2187	-30	-8			X	X	
4A	VMP-21-25-021011	2/10/11	0920 / 0951	0520	-30	-6			X	X	
5A	VMP-21-33-021011	2/10/11	1326 / 1367	3719	-30	-5.5			X	X	

ADDITIONAL NOTES:
- 14 day hold time
- Report results between MDL and RL
- Level IV ECVP

Relinquished by: (Signature)	Received by: (Signature)	Date:	Time:
	FedEx	2/10/11	1800
	ATL	02/11/11	0930

05/2/06 Revision

FED EX
CUSTODY SEAL INTACT?
Y N (NONE TEMP) NA

Roxana 1Q2011 Vapor Data Review

Laboratory SDG: 1102306A, B

Data Reviewer: Steve Gragert

Peer Reviewer: Jeff Aust

Date Reviewed: 3/10/2011

Guidance: USEPA National Functional Guidelines for Superfund Organic Methods Data Review 2008

Work Plan: Dissolved Phase Groundwater Investigation and P-60 Free Phase Product Delineation (2009)

Sample Identification	Sample Identification
VMP-10-20-021111	VMP-11-8-021111
VMP-11-8-021111-Dup	VMP-23-10-021511
VMP-12-11.5-021511	VMP-12-11.5-021511-Dup
VMP-12-5-021511	VMP-11-5-021111
VMP-12-25-021511	VMP-23-25-021511
VMP-16-5-021511	VMP-4-12-021411
VMP-22-5-021111	VMP-11-29-021411
VMP-22-10-021111	VMP-22-18-021111
VMP-4-5-021411	VMP-4-23.5-021411
VMP-10-10-021111	VMP-23-5-021511

1.0 Data Package Completeness

Were all items delivered as specified in the QAPP and COC as appropriate?

Yes

2.0 Laboratory Case Narrative \ Cooler Receipt Form

Were problems noted in the laboratory case narrative or cooler receipt form?

Yes, the laboratory case narrative indicated that samples VMP-12-25-021511, VMP-16-5-021511, VMP-22-5-021111 and VMP-4-23.5-021411 were diluted due to high levels of target analytes. Samples VMP-12-11.5-021511, VMP-12-11.5-021511-DUP, VMP-12-5-021511, VMP-4-12-021411, VMP-22-18-02111, and VMP-4-5-021411 were diluted due to high levels of non-target analytes. Samples VMP-16-5-021511 and VMP-4-23.5-021411 were diluted and re-analyzed to bring the highest level compounds within calibration range of the instrument. Results for the highest level compounds were reported from the re-analysis runs and the remaining compounds were reported from the original analyses. Although not indicated in the laboratory case narrative, analytes were detected in TO-15 method blanks. LCS, surrogate, and CCV recoveries were outside evaluation criteria. These issues are addressed further in the appropriate sections below.

No issues or discrepancies were noted in the cooler receipt form.

3.0 Holding Times

Were samples extracted/analyzed within applicable limits?

Yes

4.0 Blank Contamination

Were any analytes detected in the Method Blanks, Field Blanks or Trip Blanks?

Yes

Blank ID	Parameter	Analyte	Concentration/Amount
1102306-A-21A	TO-15	Carbon disulfide	0.094 ppbv / 0.29 µg/m^3
1102306-A-21A	TO-15	Tetrachloroethene	0.063 ppbv / 0.43 µg/m^3
1102306-A-21A	TO-15	Dibromochloromethane	0.10 ppbv / 0.86 µg/m^3
1102306-A-21A	TO-15	1,2-Dibromoethane	0.12 ppbv / 0.94 µg/m^3
1102306-A-21A	TO-15	Chlorobenzene	0.089 ppbv / 0.41 µg/m^3
1102306-A-21A	TO-15	Cumene	0.070 ppbv / 0.34 µg/m^3
1102306-A-21A	TO-15	1,1,2,2-Tetrachloroethane	0.16 ppbv / 1.1 µg/m^3
1102306-A-21A	TO-15	Propylbenzene	0.11 ppbv / 0.54 µg/m^3
1102306-A-21A	TO-15	4-Ethyltoluene	0.12 ppbv / 0.57 µg/m^3
1102306-A-21A	TO-15	1,3,5-Trimethylbenzene	0.12 ppbv / 0.60 µg/m^3
1102306-A-21A	TO-15	1,2,4-Trimethylbenzene	0.091 ppbv / 0.45 µg/m^3
1102306-A-21A	TO-15	1,3-Dichlorobenzene	0.35 ppbv / 2.1 µg/m^3
1102306-A-21A	TO-15	1,4-Dichlorobenzene	0.34 ppbv / 2.1 µg/m^3
1102306-A-21A	TO-15	alpha-Chlorotoluene	0.21 ppbv / 1.1 µg/m^3
1102306-A-21A	TO-15	1,2-Dichlorobenzene	0.32 ppbv / 2.0 µg/m^3
1102306-A-21A	TO-15	1,2,4-Trichlorobenzene	1.9 ppbv / 14 µg/m^3
1102306-A-21A	TO-15	Hexachlorobutadiene	1.8 ppbv / 20 µg/m^3
1102306-A-21B	TO-15	Acetone	0.27 ppbv / 0.63 µg/m^3
1102306-A-21B	TO-15	Carbon disulfide	0.10 ppbv / 0.31 µg/m^3
1102306-A-21B	TO-15	Trichloroethene	0.12 ppbv / 0.65 µg/m^3
1102306-A-21B	TO-15	trans-1,3-Dichloropropene	0.13 ppbv / 0.61 µg/m^3
1102306-A-21B	TO-15	Tetrachloroethene	0.079 ppbv / 0.54 µg/m^3
1102306-A-21B	TO-15	1,2-Dibromoethane	0.12 ppbv / 0.93 µg/m^3
1102306-A-21B	TO-15	Chlorobenzene	0.12 ppbv / 0.56 µg/m^3
1102306-A-21B	TO-15	1,1,2,2-Tetrachloroethane	0.068 ppbv / 0.46 µg/m^3
1102306-A-21B	TO-15	Propylbenzene	0.090 ppbv / 0.44 µg/m^3
1102306-A-21B	TO-15	4-Ethyltoluene	0.072 ppbv / 0.36 µg/m^3
1102306-A-21B	TO-15	1,2,4-Trimethylbenzene	0.099 ppbv / 0.48 µg/m^3
1102306-A-21B	TO-15	1,3-Dichlorobenzene	0.25 ppbv / 1.5 µg/m^3
1102306-A-21B	TO-15	1,4-Dichlorobenzene	0.26 ppbv / 1.6 µg/m^3
1102306-A-21B	TO-15	1,2-Dichlorobenzene	0.23 ppbv / 1.4 µg/m^3
1102306-A-21B	TO-15	1,2,4-Trichlorobenzene	1.4 ppbv / 10 µg/m^3
1102306-A-21B	TO-15	Hexachlorobutadiene	1.3 ppbv / 14 µg/m^3
1102306-A-21C	TO-15	Freon 12	0.042 ppbv / 0.21 µg/m^3
1102306-A-21C	TO-15	Acetone	0.84 ppbv / 2.0 µg/m^3
1102306-A-21C	TO-15	Carbon disulfide	0.16 ppbv / 0.50 µg/m^3
1102306-A-21C	TO-15	2,2,4-Trimethylpentane	0.060 ppbv / 0.28 µg/m^3
1102306-A-21C	TO-15	1,2-Dichloroethane	0.084 ppbv / 0.34 µg/m^3
1102306-A-21C	TO-15	Toluene	0.15 ppbv / 0.56 µg/m^3
1102306-A-21C	TO-15	Tetrachloroethene	0.099 ppbv / 0.67 µg/m^3

Blank ID	Parameter	Analyte	Concentration/Amount
1102306-A-21C	TO-15	1,2-Dibromoethane	0.13 ppbv / 0.97 µg/m^3
1102306-A-21C	TO-15	Chlorobenzene	0.14 ppbv / 0.67 µg/m^3
1102306-A-21C	TO-15	Ethyl benzene	0.099 ppbv / 0.43 µg/m^3
1102306-A-21C	TO-15	m,p-Xylene	0.18 ppbv / 0.78 µg/m^3
1102306-A-21C	TO-15	o-Xylene	0.12 ppbv / 0.52 µg/m^3
1102306-A-21C	TO-15	Styrene	0.10 ppbv / 0.44 µg/m^3
1102306-A-21C	TO-15	Cumene	0.14 ppbv / 0.68 µg/m^3
1102306-A-21C	TO-15	1,1,2,2-Tetrachloroethane	0.14 ppbv / 0.94 µg/m^3
1102306-A-21C	TO-15	Propylbenzene	0.18 ppbv / 0.90 µg/m^3
1102306-A-21C	TO-15	4-Ethyltoluene	0.20 ppbv / 1.0 µg/m^3
1102306-A-21C	TO-15	1,3,5-Trimethylbenzene	0.18 ppbv / 0.91 µg/m^3
1102306-A-21C	TO-15	1,2,4-Trimethylbenzene	0.24 ppbv / 1.2 µg/m^3
1102306-A-21C	TO-15	1,3-Dichlorobenzene	0.25 ppbv / 1.5 µg/m^3
1102306-A-21C	TO-15	1,4-Dichlorobenzene	0.28 ppbv / 1.7 µg/m^3
1102306-A-21C	TO-15	alpha-Chlorotoluene	0.12 ppbv / 0.64µg/m^3
1102306-A-21C	TO-15	1,2-Dichlorobenzene	0.34 ppbv / 2.0 µg/m^3
1102306-A-21C	TO-15	1,2,4-Trichlorobenzene	1.1 ppbv / 8.1 µg/m^3
1102306-A-21C	TO-15	Hexachlorobutadiene	0.77 ppbv / 8.2 µg/m^3
1102306B-21A	Natural Gases	Nitrogen	0.045 %
1102306B-22A	Natural Gases	Nitrogen	0.036 %

Qualifications due to blank contamination are included in the table below. Analytical data that were reported non-detect or at concentrations greater than five times (5X) the associated blank concentration did not require qualification.

Sample ID	Parameter	Analyte	New Reporting Limit (RL)	Qualification
VMP-23-10-021511	TO-15	Trichloroethene	-	**U**
VMP-23-10-021511	TO-15	Chlorobenzene	-	**U**
VMP-23-10-021511	TO-15	Propylbenzene	-	**U**
VMP-23-10-021511	TO-15	1,2,4-Trimethylbenzene	-	**U**
VMP-23-10-021511	TO-15	1,3-Dichlorobenzene	-	**U**
VMP-23-10-021511	TO-15	1,4-Dichlorobenzene	-	**U**
VMP-23-10-021511	TO-15	Hexachlorobutadiene	-	**U**
VMP-11-5-021111	TO-15	Propylbenzene	-	**U**
VMP-11-5-021111	TO-15	4-Ethyltoluene	-	**U**
VMP-11-5-021111	TO-15	1,2,4-Trimethylbenzene	-	**U**
VMP-11-29-021411	TO-15	4-Ethyltoluene	-	**U**
VMP-11-29-021411	TO-15	1,2,4-Trimethylbenzene	-	**U**
VMP-23-5-021511	TO-15	Carbon disulfide	-	**U**
VMP-23-5-021511	TO-15	1,4-Dichlorobenzene	-	**U**
VMP-10-10-021111	TO-15	Propylbenzene	-	**U**
VMP-10-10-021111	TO-15	4-Ethyltoluene	-	**U**
VMP-10-10-021111	TO-15	1,2,4-Trimethylbenzene	-	**U**
VMP-10-10-021111	TO-15	1,4-Dichlorobenzene	-	**U**

5.0 Laboratory Control Sample

Were LCS recoveries within evaluation criteria?

No

LCS ID	Parameter	Analyte	LCS Recovery	LCS Criteria
1102306A-23C	TO-15	Chloromethane	**141**	70-130

All associated data were reported as nondetect for chloromethane and associated with an LCS recovery above evaluation criteria, indicating a possible high bias; therefore, no qualification of data was required.

6.0 Surrogate Recoveries

Were surrogate recoveries within evaluation criteria?

No

Sample ID	Parameter	Surrogate	Surrogate Recovery	Surrogate Criteria
VMP-16-5-021511	TO-15	1,2-Dichloroethane-d_4	**131**	70-130
VMP-4-23.5-021411	TO-15	1,2-Dichloroethane-d_4	**154**	70-130

Analytical data that required qualification based on surrogate data are included in the table below. Analytical data which were reported as nondetect and associated with surrogate recoveries above evaluation criteria, indicating a possible high bias, did not require qualification.

Sample ID	Parameter	Analyte	Qualification
VMP-16-5-021511	TO-15	Hexane	**J**
VMP-16-5-021511	TO-15	Cyclohexane	**J**
VMP-16-5-021511	TO-15	Benzene	**J**
VMP-16-5-021511	TO-15	Toluene	**J**
VMP-16-5-021511	TO-15	m,p-Xylene	**J**
VMP-16-5-021511	TO-15	Propylbenzene	**J**
VMP-4-23.5-021411	TO-15	Cyclohexane	**J**
VMP-4-23.5-021411	TO-15	2,2,4-Trimethylbenzene	**J**
VMP-4-23.5-021411	TO-15	Benzene	**J**
VMP-4-23.5-021411	TO-15	Heptane	**J**
VMP-4-23.5-021411	TO-15	Toluene	**J**
VMP-4-23.5-021411	TO-15	Ethyl benzene	**J**
VMP-4-23.5-021411	TO-15	m,p-Xylene	**J**
VMP-4-23.5-021411	TO-15	o-Xylene	**J**
VMP-4-23.5-021411	TO-15	4-Ethyltoluene	**J**

7.0 Matrix Spike and Matrix Spike Duplicate Recoveries

Were MS/MSD samples collected as part of this SDG?

MS/MSD samples are not applicable for vapor samples, due to inability to spike the samples.

8.0 Laboratory Duplicate Results

Were laboratory duplicate samples collected as part of this SDG?

No

9.0 Field Duplicate Results

Were field duplicate samples collected as part of this SDG?

Yes

Field ID	Field Duplicate ID
VMP-11-8-021111	VMP-11-8-021111-Dup
VMP-12-11.5-021511	VMP-12-11.5-021511-Dup

Were field duplicates within evaluation criteria?

Yes

10.0 Sample Dilutions

For samples that were diluted and nondetect, were undiluted results also reported?

Not applicable; analytes were detected in samples that were diluted.

11.0 Additional Qualifications

Were additional qualifications applied?

The CCV recovery listed in the table below was above evaluation criteria.

CCV ID	Parameter	Analyte	CCV Recovery	CCV Criteria
1102306A-22D	TO-15	Hexachlorobutadiene	**139**	70-130

All associated data were reported as nondetect or qualified by the URS chemist as nondetect due to method blank contamination and associated with CCV recoveries above evaluation criteria, indicating a possible high bias; therefore, no qualification of data was required.

Air Toxics LTD.
Laboratory Services Since 1989

2/24/2011
Mr. Jeff Adams
URS Corporation
1001 Highlands Plaza Dr. West
Suite 300
St. Louis MO 63110

Project Name: Roxana Dissolved Phase
Project #: 21562593.00007
Workorder #: 1102306A

Dear Mr. Jeff Adams

The following report includes the data for the above referenced project for sample(s) received on 2/16/2011 at Air Toxics Ltd.

The data and associated QC analyzed by Modified TO-15 are compliant with the project requirements or laboratory criteria with the exception of the deviations noted in the attached case narrative.

Thank you for choosing Air Toxics Ltd. for your air analysis needs. Air Toxics Ltd. is committed to providing accurate data of the highest quality. Please feel free to contact the Project Manager: Jacquelyn Luta at 916-985-1000 if you have any questions regarding the data in this report.

Regards,

Jacquelyn Luta
Project Manager

Reviewed on 3/10/2011

WORK ORDER #: 1102306A

Work Order Summary

CLIENT:	Mr. Jeff Adams URS Corporation 1001 Highlands Plaza Dr. West Suite 300 St. Louis, MO 63110	**BILL TO:**	Accounts Payable Austin URS Corporation P.O. BOX 203970 Austin, TX 78720-1088
PHONE:	314-429-0100	**P.O. #**	21562593.00007
FAX:		**PROJECT #**	21562593.00007 Roxana Dissolved Phase
DATE RECEIVED:	02/16/2011	**CONTACT:**	Jacquelyn Luta
DATE COMPLETED:	02/24/2011		

FRACTION #	NAME	TEST	RECEIPT VAC./PRES.	FINAL PRESSURE
01A	VMP-10-20-021111	Modified TO-15	5.2 "Hg	15 psi
02A	VMP-11-8-021111	Modified TO-15	5.8 "Hg	15 psi
03A	VMP-11-8-021111-DUP	Modified TO-15	4.2 "Hg	15 psi
04A	VMP-23-10-021511	Modified TO-15	7.8 "Hg	15 psi
05A	VMP-12-11.5-021511	Modified TO-15	7.4 "Hg	15 psi
06A	VMP-12-11.5-021511-DUP	Modified TO-15	3.8 "Hg	15 psi
07A	VMP-12-5-021511	Modified TO-15	5.2 "Hg	15 psi
08A	VMP-11-5-021511	Modified TO-15	3.4 "Hg	15 psi
09A	VMP-12-25-021511	Modified TO-15	7.2 "Hg	15 psi
10A	VMP-23-25-021511	Modified TO-15	6.0 "Hg	15 psi
11A	VMP-16-5-021511	Modified TO-15	7.0 "Hg	15 psi
11B	VMP-16-5-021511	Modified TO-15	7.0 "Hg	15 psi
12A	VMP-4-12-021411	Modified TO-15	6.6 "Hg	15 psi
13A	VMP-22-5-021111	Modified TO-15	6.4 "Hg	15 psi
14A	VMP-11-29-021411	Modified TO-15	5.8 "Hg	15 psi
15A	VMP-22-10-021111	Modified TO-15	5.2 "Hg	15 psi
16A	VMP-22-18-021111	Modified TO-15	6.2 "Hg	15 psi

Continued on next page

WORK ORDER #: 1102306A

Work Order Summary

CLIENT:	Mr. Jeff Adams URS Corporation 1001 Highlands Plaza Dr. West Suite 300 St. Louis, MO 63110	**BILL TO:**	Accounts Payable Austin URS Corporation P.O. BOX 203970 Austin, TX 78720-1088
PHONE:	314-429-0100	**P.O. #**	21562593.00007
FAX:		**PROJECT #**	21562593.00007 Roxana Dissolved Phase
DATE RECEIVED:	02/16/2011	**CONTACT:**	Jacquelyn Luta
DATE COMPLETED:	02/24/2011		

FRACTION #	NAME	TEST	RECEIPT VAC./PRES.	FINAL PRESSURE
17A	VMP-4-5-021411	Modified TO-15	6.0 "Hg	15 psi
18A	VMP-4-23.5-021411	Modified TO-15	1.6 "Hg	15 psi
18B	VMP-4-23.5-021411	Modified TO-15	1.6 "Hg	15 psi
19A	VMP-23-5-021511	Modified TO-15	7.0 "Hg	15 psi
20A	VMP-10-10-021111	Modified TO-15	0.0 "Hg	15 psi
21A	Lab Blank	Modified TO-15	NA	NA
21B	Lab Blank	Modified TO-15	NA	NA
21C	Lab Blank	Modified TO-15	NA	NA
21D	Lab Blank	Modified TO-15	NA	NA
22A	CCV	Modified TO-15	NA	NA
22B	CCV	Modified TO-15	NA	NA
22C	CCV	Modified TO-15	NA	NA
22D	CCV	Modified TO-15	NA	NA
23A	LCS	Modified TO-15	NA	NA
23AA	LCSD	Modified TO-15	NA	NA
23B	LCS	Modified TO-15	NA	NA
23BB	LCSD	Modified TO-15	NA	NA
23C	LCS	Modified TO-15	NA	NA
23CC	LCSD	Modified TO-15	NA	NA
23D	LCS	Modified TO-15	NA	NA

Continued on next page

Air Toxics LTD.
Laboratory Services Since 1989

WORK ORDER #: 1102306A

Work Order Summary

CLIENT:	Mr. Jeff Adams URS Corporation 1001 Highlands Plaza Dr. West Suite 300 St. Louis, MO 63110	**BILL TO:**	Accounts Payable Austin URS Corporation P.O. BOX 203970 Austin, TX 78720-1088
PHONE:	314-429-0100	**P.O. #**	21562593.00007
FAX:		**PROJECT #**	21562593.00007 Roxana Dissolved Phase
DATE RECEIVED:	02/16/2011	**CONTACT:**	Jacquelyn Luta
DATE COMPLETED:	02/24/2011		

FRACTION #	NAME	TEST	RECEIPT VAC./PRES.	FINAL PRESSURE
23DD	LCSD	Modified TO-15	NA	NA

CERTIFIED BY: Linda D. Freeman DATE: 02/24/11

Laboratory Director

Certfication numbers: CA NELAP - 02110CA, LA NELAP/LELAP- AI 30763,
NY NELAP - 11291, UT NELAP - 9166389892, AZ Licensure AZ0719
Name of Accrediting Agency: NELAP/Florida Department of Health, Scope of Application: Clean Air Act,
Accreditation number: E87680, Effective date: 07/01/09, Expiration date: 06/30/11
Air Toxics Ltd. certifies that the test results contained in this report meet all requirements of the NELAC standards

This report shall not be reproduced, except in full, without the written approval of Air Toxics Ltd.

180 BLUE RAVINE ROAD, SUITE B FOLSOM, CA - 95630
(916) 985-1000 . (800) 985-5955 . FAX (916) 985-1020

LABORATORY NARRATIVE
Modified TO-15 Std & Soil Gas
URS Corporation
Workorder# 1102306A

Twenty 1 Liter Summa Canister samples were received on February 16, 2011. The laboratory performed analysis via modified EPA Method TO-15 using GC/MS in the Full Scan mode. The method involves concentrating up to 1.0 liter of air. The concentrated aliquot is then flash vaporized and swept through a water management system to remove water vapor. Following dehumidification, the sample passes directly into the GC/MS for analysis.

This workorder was independently validated prior to submittal using 'USEPA National Functional Guidelines' as generally applied to the analysis of volatile organic compounds in air. A rules-based, logic driven, independent validation engine was employed to assess completeness, evaluate pass/fail of relevant project quality control requirements and verification of all quantified amounts.

Method modifications taken to run these samples are summarized in the table below. Specific project requirements may over-ride the ATL modifications.

Requirement	*TO-15*	*ATL Modifications*
Daily CCV	+- 30% Difference	</= 30% Difference with two allowed out up to </=40%.; flag and narrate outliers
Sample collection media	Summa canister	ATL recommends use of summa canisters to insure data defensibility, but will report results from Tedlar bags at client request
Method Detection Limit	Follow 40CFR Pt.136 App. B	The MDL met all relevant requirements in Method TO-15 (statistical MDL less than the LOQ). The concentration of the spiked replicate may have exceeded 10X the calculated MDL in some cases

Receiving Notes

There were no receiving discrepancies.

Analytical Notes

As per project specific client request the laboratory has reported estimated values for target compound hits that are below the Reporting Limit but greater than the Method Detection Limit. Concentrations that are below the level at which the canister was certified (0.2 ppbv for compounds reported at 0.5 ppbv and 0.8 ppbv for compounds reported at 2.0 ppbv) may be false positives.

All Quality Control Limit exceedences and affected sample results are noted by flags. Each flag is defined at the bottom of this Case Narrative and on each Sample Result Summary page. Target compound non-detects in the samples that are associated with high bias in QC analyses have not been flagged.

Due to high-level target compounds, samples VMP-16-5-021511 and VMP-4-23.5-021411 were analyzed twice. In the "A" fractions, the samples were diluted to bring the highest-level compounds within the calibration range. The "B" fractions are also reported by client request and may be reported

with "E" flags indicating the compound exceeds the calibration range. Both runs and associated QC are reported.

Dilution was performed on samples VMP-12-25-021511, VMP-16-5-021511, VMP-22-5-021111 and VMP-4-23.5-021411 due to the presence of high level target species.

Dilution was performed on samples VMP-12-11.5-021511, VMP-12-11.5-021511-DUP, VMP-12-5-021511, VMP-4-12-021411, VMP-22-18-021111 and VMP-4-5-021411 due to the presence of high level non-target species.

The recovery of surrogate 1,2-Dichloroethane-d4 in samples VMP-16-5-021511 (11B) and VMP-4-23.5-021411 (18B) was outside control limits due to high level hydrocarbon matrix interference. Data is reported as qualified.

Definition of Data Qualifying Flags

Eight qualifiers may have been used on the data analysis sheets and indicates as follows:

B - Compound present in laboratory blank greater than reporting limit (background subtraction not performed).

J - Estimated value.

E - Exceeds instrument calibration range.

S - Saturated peak.

Q - Exceeds quality control limits.

U - Compound analyzed for but not detected above the reporting limit.

UJ- Non-detected compound associated with low bias in the CCV and/or LCS.

N - The identification is based on presumptive evidence.

File extensions may have been used on the data analysis sheets and indicates as follows:

a-File was requantified

b-File was quantified by a second column and detector

r1-File was requantified for the purpose of reissue

Air Toxics LTD.
Laboratory Services Since 1989

Summary of Detected Compounds
MODIFIED EPA METHOD TO-15 GC/MS FULL SCAN

Client Sample ID: VMP-10-20-021111

Lab ID#: 1102306A-01A

Compound	Rpt. Limit (ppbv)	Amount (ppbv)	Rpt. Limit (ug/m3)	Amount (ug/m3)
Freon 12	1.2	0.40 J	6.0	2.0 J
Ethanol	4.9	9.4	9.2	18
Acetone	4.9	3.8 J	12	9.2 J
2-Propanol	4.9	1.9 J	12	4.8 J
Hexane	1.2	1.2	4.3	4.3
Cyclohexane	1.2	0.80 J	4.2	2.7 J
2,2,4-Trimethylpentane	1.2	3.0	5.7	14
Benzene	1.2	6.4	3.9	20
Heptane	1.2	1.4	5.0	5.6
Trichloroethene	1.2	0.62 J	6.6	3.3 J
Toluene	1.2	1.7	4.6	6.4
Tetrachloroethene	1.2	0.30 J	8.3	2.0 J
m,p-Xylene	1.2	0.14 J	5.3	0.59 J

Client Sample ID: VMP-11-8-021111

Lab ID#: 1102306A-02A

Compound	Rpt. Limit (ppbv)	Amount (ppbv)	Rpt. Limit (ug/m3)	Amount (ug/m3)
Freon 12	1.2	0.71 J	6.2	3.5 J
Ethanol	5.0	19	9.4	36
Acetone	5.0	3.6 J	12	8.5 J
2-Propanol	5.0	1.8 J	12	4.4 J
Hexane	1.2	0.84 J	4.4	3.0 J
Chloroform	1.2	0.36 J	6.1	1.8 J
Cyclohexane	1.2	0.37 J	4.3	1.3 J
2,2,4-Trimethylpentane	1.2	2.6	5.8	12
Benzene	1.2	9.4	4.0	30
Heptane	1.2	0.80 J	5.1	3.3 J
Trichloroethene	1.2	0.63 J	6.7	3.4 J

Air Toxics LTD.
Laboratory Services Since 1989

Summary of Detected Compounds
MODIFIED EPA METHOD TO-15 GC/MS FULL SCAN

Client Sample ID: VMP-11-8-021111-DUP

Lab ID#: 1102306A-03A

Compound	Rpt. Limit (ppbv)	Amount (ppbv)	Rpt. Limit (ug/m3)	Amount (ug/m3)
Freon 12	1.2	0.67 J	5.8	3.3 J
Freon 11	1.2	0.18 J	6.6	1.0 J
Ethanol	4.7	8.8	8.8	16
Acetone	4.7	2.8 J	11	6.6 J
2-Propanol	4.7	2.5 J	12	6.2 J
Hexane	1.2	0.44 J	4.1	1.6 J
Chloroform	1.2	0.38 J	5.7	1.9 J
Cyclohexane	1.2	0.30 J	4.0	1.0 J
2,2,4-Trimethylpentane	1.2	1.8	5.5	8.5
Benzene	1.2	4.3	3.8	14
Heptane	1.2	0.41 J	4.8	1.7 J
Trichloroethene	1.2	0.58 J	6.3	3.1 J

Client Sample ID: VMP-23-10-021511

Lab ID#: 1102306A-04A

Compound	Rpt. Limit (ppbv)	Amount (ppbv)	Rpt. Limit (ug/m3)	Amount (ug/m3)
Freon 11	1.4	0.28 J	7.7	1.5 J
Acetone	5.5	3.8 J	13	9.0 J
2-Propanol	5.5	1.8 J	13	4.5 J
Hexane	1.4	3.6	4.8	13
Chloroform	1.4	0.30 J	6.7	1.5 J
Cyclohexane	1.4	1.3 J	4.7	4.4 J
2,2,4-Trimethylpentane	1.4	5.2	6.4	24
Benzene	1.4	0.45 J	4.4	1.4 J
Heptane	1.4	2.1	5.6	8.8
Trichloroethene	1.4	~~0.38 J~~ "U"	7.3	~~2.0 J~~ "U"
1,4-Dioxane	5.5	0.78 J	20	2.8 J
Bromodichloromethane	1.4	0.34 J	9.1	2.3 J
Toluene	1.4	1.6	5.1	6.2
Tetrachloroethene	1.4	0.22 J	9.2	1.5 J

Air Toxics LTD.
Laboratory Services Since 1989

Summary of Detected Compounds
MODIFIED EPA METHOD TO-15 GC/MS FULL SCAN

Client Sample ID: VMP-23-10-021511

Lab ID#: 1102306A-04A

Chlorobenzene	1.4	~~0.18 J~~ U	6.3	~~0.84 J~~ U
Ethyl Benzene	1.4	1.3 J	5.9	5.8 J
m,p-Xylene	1.4	2.0	5.9	8.6
o-Xylene	1.4	0.85 J	5.9	3.7 J
Propylbenzene	1.4	~~0.26 J~~ U	6.7	~~1.3 J~~ U
4-Ethyltoluene	1.4	0.48 J	6.7	2.4 J
1,2,4-Trimethylbenzene	1.4	~~0.45 J~~ U	6.7	~~2.2 J~~ U
1,3-Dichlorobenzene	1.4	~~0.41 J~~ U	8.2	~~2.4 J~~ U
1,4-Dichlorobenzene	1.4	~~0.31 J~~ U	8.2	~~1.9 J~~ U
alpha-Chlorotoluene	1.4	0.24 J	7.1	1.2 J
1,2-Dichlorobenzene	1.4	0.40 J	8.2	2.4 J
1,2,4-Trichlorobenzene	5.5	1.3 J	40	9.4 J
Hexachlorobutadiene	5.5	~~0.98 J~~ U	58	~~10 J~~ U

Client Sample ID: VMP-12-11.5-021511

Lab ID#: 1102306A-05A

Compound	Rpt. Limit (ppbv)	Amount (ppbv)	Rpt. Limit (ug/m3)	Amount (ug/m3)
Hexane	1300	5000	4700	18000
Cyclohexane	1300	130000	4600	450000
2,2,4-Trimethylpentane	1300	280000	6200	1300000
Benzene	1300	490000	4300	1600000
Toluene	1300	400 J	5000	1500 J
Propylbenzene	1300	480 J	6600	2400 J

Client Sample ID: VMP-12-11.5-021511-DUP

Lab ID#: 1102306A-06A

Compound	Rpt. Limit (ppbv)	Amount (ppbv)	Rpt. Limit (ug/m3)	Amount (ug/m3)
Hexane	1200	4300	4100	15000
Cyclohexane	1200	110000	4000	390000
2,2,4-Trimethylpentane	1200	240000	5400	1100000
Benzene	1200	400000	3700	1300000

Summary of Detected Compounds
MODIFIED EPA METHOD TO-15 GC/MS

Client Sample ID: VMP-12-11.5-021511-DUP

Lab ID#: 1102306A-06A

Toluene	1200	460 J	4400	1700 J
Propylbenzene	1200	390 J	5700	1900 J

Client Sample ID: VMP-12-5-021511

Lab ID#: 1102306A-07A

Compound	Rpt. Limit (ppbv)	Amount (ppbv)	Rpt. Limit (ug/m3)	Amount (ug/m3)
Hexane	610	2700	2100	9600
Cyclohexane	610	26000	2100	88000
2,2,4-Trimethylpentane	610	130000	2800	610000
Benzene	610	25000	1900	80000
Toluene	610	200 J	2300	740 J

Client Sample ID: VMP-11-5-021511

Lab ID#: 1102306A-08A

Compound	Rpt. Limit (ppbv)	Amount (ppbv)	Rpt. Limit (ug/m3)	Amount (ug/m3)
Freon 12	1.1	0.58 J	5.6	2.9 J
Freon 11	1.1	0.18 J	6.4	1.0 J
Ethanol	4.6	9.1	8.6	17
Acetone	4.6	7.5	11	18
2-Propanol	4.6	3.9 J	11	9.6 J
Methylene Chloride	1.1	0.30 J	4.0	1.1 J
Hexane	1.1	8.1	4.0	28
2-Butanone (Methyl Ethyl Ketone)	1.1	0.96 J	3.4	2.8 J
Chloroform	1.1	0.52 J	5.6	2.5 J
Cyclohexane	1.1	2.6	3.9	8.9
2,2,4-Trimethylpentane	1.1	14	5.3	65
Benzene	1.1	0.72 J	3.6	2.3 J
Heptane	1.1	4.3	4.7	18
Trichloroethene	1.1	0.45 J	6.1	2.4 J
4-Methyl-2-pentanone	1.1	0.38 J	4.7	1.5 J
Toluene	1.1	1.8	4.3	6.9

Air Toxics LTD.
Laboratory Services Since 1989

Summary of Detected Compounds
MODIFIED EPA METHOD TO-15 GC/MS FULL SCAN

Client Sample ID: VMP-11-5-021511

Lab ID#: 1102306A-08A

Ethyl Benzene	1.1	1.3	4.9	5.5
m,p-Xylene	1.1	2.0	5.0	8.9
o-Xylene	1.1	0.67 J	5.0	2.9 J
Propylbenzene	1.1	~~0.15 J~~ "U"	5.6	~~0.76 J~~ "U"
4-Ethyltoluene	1.1	~~0.34 J~~ "U"	5.6	~~1.6 J~~ "U"
1,2,4-Trimethylbenzene	1.1	~~0.28 J~~ "U"	5.6	~~1.4 J~~ "U"

Client Sample ID: VMP-12-25-021511

Lab ID#: 1102306A-09A

Compound	Rpt. Limit (ppbv)	Amount (ppbv)	Rpt. Limit (ug/m3)	Amount (ug/m3)
Acetone	11000	2900 J	25000	6900 J
Hexane	2700	51000	9400	180000
Cyclohexane	2700	120000	9200	410000
2,2,4-Trimethylpentane	2700	210000	12000	990000
Benzene	2700	2400000	8500	7600000
Heptane	2700	7900	11000	32000
Toluene	2700	3300	10000	12000
Ethyl Benzene	2700	940 J	12000	4100 J
m,p-Xylene	2700	1300 J	12000	5800 J
Cumene	2700	1900 J	13000	9200 J
Propylbenzene	2700	2000 J	13000	9700 J

Client Sample ID: VMP-23-25-021511

Lab ID#: 1102306A-10A

Compound	Rpt. Limit (ppbv)	Amount (ppbv)	Rpt. Limit (ug/m3)	Amount (ug/m3)
Acetone	5.0	4.7 J	12	11 J
2-Propanol	5.0	38	12	94
Hexane	1.3	1.0 J	4.4	3.5 J
Cyclohexane	1.3	0.93 J	4.3	3.2 J
2,2,4-Trimethylpentane	1.3	270	5.9	1300
Benzene	1.3	5.8	4.0	18

Air Toxics LTD.
Laboratory Services Since 1989

Summary of Detected Compounds
MODIFIED EPA METHOD TO-15 GC/MS FULL SCAN

Client Sample ID: VMP-23-25-021511

Lab ID#: 1102306A-10A

Heptane	1.3	0.50 J	5.2	2.1 J
Trichloroethene	1.3	0.44 J	6.8	2.4 J
Toluene	1.3	0.29 J	4.7	1.1 J
m,p-Xylene	1.3	0.15 J	5.5	0.67 J
1,4-Dichlorobenzene	1.3	0.20 J	7.6	1.2 J

Client Sample ID: VMP-16-5-021511 * "Use the results only. All other data was reported from the 132 x dilution analysis."

Lab ID#: 1102306A-11A

Compound	Rpt. Limit (ppbv)	Amount (ppbv)	Rpt. Limit (ug/m3)	Amount (ug/m3)
Hexane	1300	~~24000~~	4600	~~85000~~
Cyclohexane	1300	~~27000~~	4500	~~94000~~
* 2,2,4-Trimethylpentane	1300	1200000	6200	5500000 "Dilution"
Benzene	1300	~~3100~~	4200	~~10000~~
Toluene	1300	~~980 J~~	5000	~~3700 J~~

Client Sample ID: VMP-16-5-021511

Lab ID#: 1102306A-11B DF = 132 * "Do not use this data. Use all other data."

Compound	Rpt. Limit (ppbv)	Amount (ppbv)	Rpt. Limit (ug/m3)	Amount (ug/m3)
Hexane	660	13000 "J"	2300	45000 "J"
Cyclohexane	660	29000 "J"	2300	99000 "J"
* 2,2,4-Trimethylpentane	660	~~1200000 E~~	3100	~~5700000 E~~
Benzene	660	3200 "J"	2100	10000 "J"
Toluene	660	650 J "J"	2500	2400 J "J"
m,p-Xylene	660	230 J "J"	2900	980 J "J"
Propylbenzene	660	290 J "J"	3200	1400 J "J"

Client Sample ID: VMP-4-12-021411

Lab ID#: 1102306A-12A

Compound	Rpt. Limit (ppbv)	Amount (ppbv)	Rpt. Limit (ug/m3)	Amount (ug/m3)
Hexane	320	47000	1100	160000

Air Toxics LTD.
Laboratory Services Since 1989

Summary of Detected Compounds
MODIFIED EPA METHOD TO-15 GC/MS

Client Sample ID: VMP-4-12-021411

Lab ID#: 1102306A-12A

Cyclohexane	320	80000	1100	280000
2,2,4-Trimethylpentane	320	130000	1500	600000
Benzene	320	1600	1000	5200
Heptane	320	5900	1300	24000
Toluene	320	300 J	1200	1100 J
m,p-Xylene	320	640	1400	2800
o-Xylene	320	170 J	1400	720 J
4-Ethyltoluene	320	200 J	1600	970 J
1,3,5-Trimethylbenzene	320	110 J	1600	520 J

Client Sample ID: VMP-22-5-021111

Lab ID#: 1102306A-13A

Compound	Rpt. Limit (ppbv)	Amount (ppbv)	Rpt. Limit (ug/m3)	Amount (ug/m3)
2,2,4-Trimethylpentane	26	17000	120	81000
Benzene	26	9.1 J	82	29 J

Client Sample ID: VMP-11-29-021411

Lab ID#: 1102306A-14A

Compound	Rpt. Limit (ppbv)	Amount (ppbv)	Rpt. Limit (ug/m3)	Amount (ug/m3)
Freon 12	1.2	0.82 J	6.2	4.1 J
Ethanol	5.0	9.5	9.4	18
Acetone	5.0	4.3 J	12	10 J
2-Propanol	5.0	9.2	12	23
Methyl tert-butyl ether	1.2	0.31 J	4.5	1.1 J
Hexane	1.2	12	4.4	42
Chloroform	1.2	1.4	6.1	6.9
Cyclohexane	1.2	9.4	4.3	32
2,2,4-Trimethylpentane	1.2	40	5.8	190
Benzene	1.2	1.3	4.0	4.2
Heptane	1.2	1.5	5.1	6.2
Trichloroethene	1.2	0.51 J	6.7	2.8 J

Air Toxics LTD.
Laboratory Services Since 1989

Summary of Detected Compounds
MODIFIED EPA METHOD TO-15 GC/MS FULL SCAN

Client Sample ID: VMP-11-29-021411

Lab ID#: 1102306A-14A

4-Methyl-2-pentanone	1.2	0.32 J	5.1	1.3 J
Toluene	1.2	0.72 J	4.7	2.7 J
Tetrachloroethene	1.2	0.20 J	8.5	1.4 J
Ethyl Benzene	1.2	0.36 J	5.4	1.5 J
m,p-Xylene	1.2	0.99 J	5.4	4.3 J
o-Xylene	1.2	0.36 J	5.4	1.6 J
4-Ethyltoluene	1.2	~~0.40 J~~ "U"	6.1	~~1.9 J~~ "U"
1,2,4-Trimethylbenzene	1.2	~~0.30 J~~ "U"	6.1	~~1.4 J~~ "U"

Client Sample ID: VMP-22-10-021111

Lab ID#: 1102306A-15A

Compound	Rpt. Limit (ppbv)	Amount (ppbv)	Rpt. Limit (ug/m3)	Amount (ug/m3)
Hexane	12	24	43	84
Cyclohexane	12	55	42	190
2,2,4-Trimethylpentane	12	5300	57	25000
Benzene	12	6.5 J	39	21 J

Client Sample ID: VMP-22-18-021111

Lab ID#: 1102306A-16A

Compound	Rpt. Limit (ppbv)	Amount (ppbv)	Rpt. Limit (ug/m3)	Amount (ug/m3)
Hexane	210	4800	750	17000
Cyclohexane	210	19000	730	65000
2,2,4-Trimethylpentane	210	100000	990	480000
Benzene	210	210 J	680	670 J
Toluene	210	91 J	800	340 J

Client Sample ID: VMP-4-5-021411

Lab ID#: 1102306A-17A

Compound	Rpt. Limit (ppbv)	Amount (ppbv)	Rpt. Limit (ug/m3)	Amount (ug/m3)
Hexane	160	25000	560	88000

Air Toxics LTD.
Laboratory Services Since 1989

Summary of Detected Compounds
MODIFIED EPA METHOD TO-15 GC/MS

Client Sample ID: VMP-4-5-021411

Lab ID#: 1102306A-17A

Cyclohexane	160	35000	540	120000
2,2,4-Trimethylpentane	160	57000	740	260000
Benzene	160	740	500	2300
Heptane	160	7400	640	30000
Toluene	160	130 J	590	490 J
m,p-Xylene	160	100 J	680	450 J

Client Sample ID: VMP-4-23.5-021411 * "Use these results only. All other data was reported from the 106 x dilution analysis."

Lab ID#: 1102306A-18A

Compound	Rpt. Limit (ppbv)	Amount (ppbv)	Rpt. Limit (ug/m3)	Amount (ug/m3)
Acetone	15000	~~3200 J~~	36000	~~7600 J~~
* Hexane	3800	3300000	13000	12000000 "Dilution"
Cyclohexane	3800	~~550000~~	13000	~~1900000~~
2,2,4-Trimethylpentane	3800	~~590000~~	18000	~~2800000~~
Benzene	3800	~~140000~~	12000	~~450000~~
Heptane	3800	~~470000~~	16000	~~1900000~~
Toluene	3800	~~170000~~	14000	~~650000~~
Ethyl Benzene	3800	~~24000~~	16000	~~110000~~
m,p-Xylene	3800	~~36000~~	16000	~~160000~~
o-Xylene	3800	~~8200~~	16000	~~36000~~

Client Sample ID: VMP-4-23.5-021411

Lab ID#: 1102306A-18B DF = 106 ** "Do not use this data. Use all other data."

Compound	Rpt. Limit (ppbv)	Amount (ppbv)	Rpt. Limit (ug/m3)	Amount (ug/m3)
** Hexane	530	~~2500000 E~~	1900	~~8000000 E~~ "J"
Cyclohexane	530	500000 "J"	1800	1700000 "J"
2,2,4-Trimethylpentane	530	510000 "J"	2500	2400000 "J"
Benzene	530	110000 "J"	1700	340000 "J"
Heptane	530	420000 "J"	2200	1700000 "J"
Toluene	530	160000 "J"	2000	600000 "J"
Ethyl Benzene	530	21000 "J"	2300	93000 "J"

Air Toxics LTD.
Laboratory Services Since 1989

Summary of Detected Compounds
MODIFIED EPA METHOD TO-15 GC/MS

Client Sample ID: VMP-4-23.5-021411

Lab ID#: 1102306A-18B

m,p-Xylene	530	30000 "J"	2300	130000 "J"
o-Xylene	530	6900 "J"	2300	30000 "J"
4-Ethyltoluene	530	240 J "J"	2600	1200 J "J"

Client Sample ID: VMP-23-5-021511

Lab ID#: 1102306A-19A

Compound	Rpt. Limit (ppbv)	Amount (ppbv)	Rpt. Limit (ug/m3)	Amount (ug/m3)
Freon 12	1.3	0.42 J	6.5	2.1 J
Freon 11	1.3	0.20 J	7.4	1.1 J
Ethanol	5.3	7.2	9.9	14
Acetone	5.3	4.2 J	12	10 J
2-Propanol	5.3	1.3 J	13	3.3 J
Carbon Disulfide	1.3	~~0.46 J~~ "U"	4.1	~~1.4 J~~ "U"
Hexane	1.3	2.5	4.6	8.7
2-Butanone (Methyl Ethyl Ketone)	1.3	0.41 J	3.9	1.2 J
Chloroform	1.3	0.26 J	6.4	1.3 J
Cyclohexane	1.3	1.6	4.5	5.4
2,2,4-Trimethylpentane	1.3	1.8	6.2	8.5
Benzene	1.3	7.1	4.2	23
Heptane	1.3	1.2 J	5.4	4.9 J
Trichloroethene	1.3	0.38 J	7.1	2.0 J
Toluene	1.3	3.4	5.0	13
Ethyl Benzene	1.3	0.69 J	5.7	3.0 J
m,p-Xylene	1.3	1.1 J	5.7	4.6 J
o-Xylene	1.3	0.31 J	5.7	1.3 J
1,4-Dichlorobenzene	1.3	~~0.23 J~~ "U"	7.9	~~1.4 J~~ "U"

Client Sample ID: VMP-10-10-021111

Lab ID#: 1102306A-20A

Compound	Rpt. Limit (ppbv)	Amount (ppbv)	Rpt. Limit (ug/m3)	Amount (ug/m3)
Freon 12	1.0	0.30 J	5.0	1.5 J

Air Toxics LTD.
Laboratory Services Since 1989

Summary of Detected Compounds
MODIFIED EPA METHOD TO-15 GC/MS FULL SCAN

Client Sample ID: VMP-10-10-021111

Lab ID#: 1102306A-20A

Freon 11	1.0	0.11 J	5.7	0.63 J
Ethanol	4.0	55	7.6	100
Acetone	4.0	4.6	9.6	11
2-Propanol	4.0	45	9.9	110
Hexane	1.0	1.4	3.6	4.9
2-Butanone (Methyl Ethyl Ketone)	1.0	2.7	3.0	8.1
Tetrahydrofuran	1.0	0.79 J	3.0	2.3 J
Cyclohexane	1.0	0.99 J	3.5	3.4 J
2,2,4-Trimethylpentane	1.0	3.8	4.7	18
Benzene	1.0	0.36 J	3.2	1.1 J
Heptane	1.0	1.5	4.1	6.0
Trichloroethene	1.0	0.38 J	5.4	2.0 J
Toluene	1.0	0.92 J	3.8	3.5 J
Tetrachloroethene	1.0	0.12 J	6.8	0.83 J
Ethyl Benzene	1.0	0.40 J	4.4	1.7 J
m,p-Xylene	1.0	0.79 J	4.4	3.4 J
o-Xylene	1.0	0.26 J	4.4	1.1 J
Propylbenzene	1.0	~~0.12 J~~ "U"	5.0	~~0.58 J~~ "U"
4-Ethyltoluene	1.0	~~0.25 J~~ "U"	5.0	~~1.2 J~~ "U"
1,2,4-Trimethylbenzene	1.0	~~0.22 J~~ "U"	5.0	~~1.1 J~~ "U"
1,4-Dichlorobenzene	1.0	~~0.18 J~~ "U"	6.1	~~1.1 J~~ "U"

Air Toxics LTD.
Laboratory Services Since 1989

Client Sample ID: VMP-10-20-021111

Lab ID#: 1102306A-01A

MODIFIED EPA METHOD TO-15 GC/MS FULL SCAN

File Name:	**6021752**	**Date of Collection:**	**2/11/11 11:02:00 AM**
Dil. Factor:	**2.44**	**Date of Analysis:**	**2/18/11 10:41 AM**

Compound	Rpt. Limit (ppbv)	Amount (ppbv)	Rpt. Limit (ug/m3)	Amount (ug/m3)
Freon 12	1.2	0.40 J	6.0	2.0 J
Freon 114	1.2	Not Detected	8.5	Not Detected
Chloromethane	4.9	Not Detected	10	Not Detected
Vinyl Chloride	1.2	Not Detected	3.1	Not Detected
1,3-Butadiene	1.2	Not Detected	2.7	Not Detected
Bromomethane	1.2	Not Detected	4.7	Not Detected
Chloroethane	1.2	Not Detected	3.2	Not Detected
Freon 11	1.2	Not Detected	6.8	Not Detected
Ethanol	4.9	9.4	9.2	18
Freon 113	1.2	Not Detected	9.4	Not Detected
1,1-Dichloroethene	1.2	Not Detected	4.8	Not Detected
Acetone	4.9	3.8 J	12	9.2 J
2-Propanol	4.9	1.9 J	12	4.8 J
Carbon Disulfide	1.2	Not Detected	3.8	Not Detected
3-Chloropropene	4.9	Not Detected	15	Not Detected
Methylene Chloride	1.2	Not Detected	4.2	Not Detected
Methyl tert-butyl ether	1.2	Not Detected	4.4	Not Detected
trans-1,2-Dichloroethene	1.2	Not Detected	4.8	Not Detected
Hexane	1.2	1.2	4.3	4.3
1,1-Dichloroethane	1.2	Not Detected	4.9	Not Detected
2-Butanone (Methyl Ethyl Ketone)	1.2	Not Detected	3.6	Not Detected
cis-1,2-Dichloroethene	1.2	Not Detected	4.8	Not Detected
Tetrahydrofuran	1.2	Not Detected	3.6	Not Detected
Chloroform	1.2	Not Detected	6.0	Not Detected
1,1,1-Trichloroethane	1.2	Not Detected	6.6	Not Detected
Cyclohexane	1.2	0.80 J	4.2	2.7 J
Carbon Tetrachloride	1.2	Not Detected	7.7	Not Detected
2,2,4-Trimethylpentane	1.2	3.0	5.7	14
Benzene	1.2	6.4	3.9	20
1,2-Dichloroethane	1.2	Not Detected	4.9	Not Detected
Heptane	1.2	1.4	5.0	5.6
Trichloroethene	1.2	0.62 J	6.6	3.3 J
1,2-Dichloropropane	1.2	Not Detected	5.6	Not Detected
1,4-Dioxane	4.9	Not Detected	18	Not Detected
Bromodichloromethane	1.2	Not Detected	8.2	Not Detected
cis-1,3-Dichloropropene	1.2	Not Detected	5.5	Not Detected
4-Methyl-2-pentanone	1.2	Not Detected	5.0	Not Detected
Toluene	1.2	1.7	4.6	6.4
trans-1,3-Dichloropropene	1.2	Not Detected	5.5	Not Detected
1,1,2-Trichloroethane	1.2	Not Detected	6.6	Not Detected
Tetrachloroethene	1.2	0.30 J	8.3	2.0 J

Air Toxics LTD.
Laboratory Services Since 1989

Client Sample ID: VMP-10-20-021111

Lab ID#: 1102306A-01A

MODIFIED EPA METHOD TO-15 GC/MS FULL SCAN

File Name:	**6021752**	**Date of Collection: 2/11/11 11:02:00 AM**	
Dil. Factor:	**2.44**	**Date of Analysis: 2/18/11 10:41 AM**	

Compound	Rpt. Limit (ppbv)	Amount (ppbv)	Rpt. Limit (ug/m3)	Amount (ug/m3)
2-Hexanone	4.9	Not Detected	20	Not Detected
Dibromochloromethane	1.2	Not Detected	10	Not Detected
1,2-Dibromoethane (EDB)	1.2	Not Detected	9.4	Not Detected
Chlorobenzene	1.2	Not Detected	5.6	Not Detected
Ethyl Benzene	1.2	Not Detected	5.3	Not Detected
m,p-Xylene	1.2	0.14 J	5.3	0.59 J
o-Xylene	1.2	Not Detected	5.3	Not Detected
Styrene	1.2	Not Detected	5.2	Not Detected
Bromoform	1.2	Not Detected	13	Not Detected
Cumene	1.2	Not Detected	6.0	Not Detected
1,1,2,2-Tetrachloroethane	1.2	Not Detected	8.4	Not Detected
Propylbenzene	1.2	Not Detected	6.0	Not Detected
4-Ethyltoluene	1.2	Not Detected	6.0	Not Detected
1,3,5-Trimethylbenzene	1.2	Not Detected	6.0	Not Detected
1,2,4-Trimethylbenzene	1.2	Not Detected	6.0	Not Detected
1,3-Dichlorobenzene	1.2	Not Detected	7.3	Not Detected
1,4-Dichlorobenzene	1.2	Not Detected	7.3	Not Detected
alpha-Chlorotoluene	1.2	Not Detected	6.3	Not Detected
1,2-Dichlorobenzene	1.2	Not Detected	7.3	Not Detected
1,2,4-Trichlorobenzene	4.9	Not Detected	36	Not Detected
Hexachlorobutadiene	4.9	Not Detected	52	Not Detected

J = Estimated value.

Container Type: 1 Liter Summa Canister

Surrogates	%Recovery	Method Limits
Toluene-d8	102	70-130
1,2-Dichloroethane-d4	108	70-130
4-Bromofluorobenzene	103	70-130

Air Toxics LTD.
Laboratory Services Since 1989

Client Sample ID: VMP-11-8-021111

Lab ID#: 1102306A-02A

MODIFIED EPA METHOD TO-15 GC/MS FULL SCAN

File Name:	**6021753**	**Date of Collection: 2/11/11 2:26:00 PM**	
Dil. Factor:	**2.50**	**Date of Analysis: 2/18/11 11:02 AM**	

Compound	Rpt. Limit (ppbv)	Amount (ppbv)	Rpt. Limit (ug/m3)	Amount (ug/m3)
Freon 12	1.2	0.71 J	6.2	3.5 J
Freon 114	1.2	Not Detected	8.7	Not Detected
Chloromethane	5.0	Not Detected	10	Not Detected
Vinyl Chloride	1.2	Not Detected	3.2	Not Detected
1,3-Butadiene	1.2	Not Detected	2.8	Not Detected
Bromomethane	1.2	Not Detected	4.8	Not Detected
Chloroethane	1.2	Not Detected	3.3	Not Detected
Freon 11	1.2	Not Detected	7.0	Not Detected
Ethanol	5.0	19	9.4	36
Freon 113	1.2	Not Detected	9.6	Not Detected
1,1-Dichloroethene	1.2	Not Detected	5.0	Not Detected
Acetone	5.0	3.6 J	12	8.5 J
2-Propanol	5.0	1.8 J	12	4.4 J
Carbon Disulfide	1.2	Not Detected	3.9	Not Detected
3-Chloropropene	5.0	Not Detected	16	Not Detected
Methylene Chloride	1.2	Not Detected	4.3	Not Detected
Methyl tert-butyl ether	1.2	Not Detected	4.5	Not Detected
trans-1,2-Dichloroethene	1.2	Not Detected	5.0	Not Detected
Hexane	1.2	0.84 J	4.4	3.0 J
1,1-Dichloroethane	1.2	Not Detected	5.0	Not Detected
2-Butanone (Methyl Ethyl Ketone)	1.2	Not Detected	3.7	Not Detected
cis-1,2-Dichloroethene	1.2	Not Detected	5.0	Not Detected
Tetrahydrofuran	1.2	Not Detected	3.7	Not Detected
Chloroform	1.2	0.36 J	6.1	1.8 J
1,1,1-Trichloroethane	1.2	Not Detected	6.8	Not Detected
Cyclohexane	1.2	0.37 J	4.3	1.3 J
Carbon Tetrachloride	1.2	Not Detected	7.9	Not Detected
2,2,4-Trimethylpentane	1.2	2.6	5.8	12
Benzene	1.2	9.4	4.0	30
1,2-Dichloroethane	1.2	Not Detected	5.0	Not Detected
Heptane	1.2	0.80 J	5.1	3.3 J
Trichloroethene	1.2	0.63 J	6.7	3.4 J
1,2-Dichloropropane	1.2	Not Detected	5.8	Not Detected
1,4-Dioxane	5.0	Not Detected	18	Not Detected
Bromodichloromethane	1.2	Not Detected	8.4	Not Detected
cis-1,3-Dichloropropene	1.2	Not Detected	5.7	Not Detected
4-Methyl-2-pentanone	1.2	Not Detected	5.1	Not Detected
Toluene	1.2	Not Detected	4.7	Not Detected
trans-1,3-Dichloropropene	1.2	Not Detected	5.7	Not Detected
1,1,2-Trichloroethane	1.2	Not Detected	6.8	Not Detected
Tetrachloroethene	1.2	Not Detected	8.5	Not Detected

Air Toxics LTD.
Laboratory Services Since 1989

Client Sample ID: VMP-11-8-021111

Lab ID#: 1102306A-02A

MODIFIED EPA METHOD TO-15 GC/MS FULL SCAN

File Name:	**6021753**	**Date of Collection: 2/11/11 2:26:00 PM**	
Dil. Factor:	**2.50**	**Date of Analysis: 2/18/11 11:02 AM**	

Compound	Rpt. Limit (ppbv)	Amount (ppbv)	Rpt. Limit (ug/m3)	Amount (ug/m3)
2-Hexanone	5.0	Not Detected	20	Not Detected
Dibromochloromethane	1.2	Not Detected	11	Not Detected
1,2-Dibromoethane (EDB)	1.2	Not Detected	9.6	Not Detected
Chlorobenzene	1.2	Not Detected	5.8	Not Detected
Ethyl Benzene	1.2	Not Detected	5.4	Not Detected
m,p-Xylene	1.2	Not Detected	5.4	Not Detected
o-Xylene	1.2	Not Detected	5.4	Not Detected
Styrene	1.2	Not Detected	5.3	Not Detected
Bromoform	1.2	Not Detected	13	Not Detected
Cumene	1.2	Not Detected	6.1	Not Detected
1,1,2,2-Tetrachloroethane	1.2	Not Detected	8.6	Not Detected
Propylbenzene	1.2	Not Detected	6.1	Not Detected
4-Ethyltoluene	1.2	Not Detected	6.1	Not Detected
1,3,5-Trimethylbenzene	1.2	Not Detected	6.1	Not Detected
1,2,4-Trimethylbenzene	1.2	Not Detected	6.1	Not Detected
1,3-Dichlorobenzene	1.2	Not Detected	7.5	Not Detected
1,4-Dichlorobenzene	1.2	Not Detected	7.5	Not Detected
alpha-Chlorotoluene	1.2	Not Detected	6.5	Not Detected
1,2-Dichlorobenzene	1.2	Not Detected	7.5	Not Detected
1,2,4-Trichlorobenzene	5.0	Not Detected	37	Not Detected
Hexachlorobutadiene	5.0	Not Detected	53	Not Detected

J = Estimated value.

Container Type: 1 Liter Summa Canister

Surrogates	%Recovery	Method Limits
Toluene-d8	103	70-130
1,2-Dichloroethane-d4	111	70-130
4-Bromofluorobenzene	95	70-130

Air Toxics LTD.
Laboratory Services Since 1989

Client Sample ID: VMP-11-8-021111-DUP

Lab ID#: 1102306A-03A

MODIFIED EPA METHOD TO-15 GC/MS FULL SCAN

File Name:	**6021754**	**Date of Collection:**	**2/11/11 2:33:00 PM**
Dil. Factor:	**2.35**	**Date of Analysis:**	**2/18/11 11:21 AM**

Compound	Rpt. Limit (ppbv)	Amount (ppbv)	Rpt. Limit (ug/m3)	Amount (ug/m3)
Freon 12	1.2	0.67 J	5.8	3.3 J
Freon 114	1.2	Not Detected	8.2	Not Detected
Chloromethane	4.7	Not Detected	9.7	Not Detected
Vinyl Chloride	1.2	Not Detected	3.0	Not Detected
1,3-Butadiene	1.2	Not Detected	2.6	Not Detected
Bromomethane	1.2	Not Detected	4.6	Not Detected
Chloroethane	1.2	Not Detected	3.1	Not Detected
Freon 11	1.2	0.18 J	6.6	1.0 J
Ethanol	4.7	8.8	8.8	16
Freon 113	1.2	Not Detected	9.0	Not Detected
1,1-Dichloroethene	1.2	Not Detected	4.6	Not Detected
Acetone	4.7	2.8 J	11	6.6 J
2-Propanol	4.7	2.5 J	12	6.2 J
Carbon Disulfide	1.2	Not Detected	3.6	Not Detected
3-Chloropropene	4.7	Not Detected	15	Not Detected
Methylene Chloride	1.2	Not Detected	4.1	Not Detected
Methyl tert-butyl ether	1.2	Not Detected	4.2	Not Detected
trans-1,2-Dichloroethene	1.2	Not Detected	4.6	Not Detected
Hexane	1.2	0.44 J	4.1	1.6 J
1,1-Dichloroethane	1.2	Not Detected	4.8	Not Detected
2-Butanone (Methyl Ethyl Ketone)	1.2	Not Detected	3.5	Not Detected
cis-1,2-Dichloroethene	1.2	Not Detected	4.6	Not Detected
Tetrahydrofuran	1.2	Not Detected	3.5	Not Detected
Chloroform	1.2	0.38 J	5.7	1.9 J
1,1,1-Trichloroethane	1.2	Not Detected	6.4	Not Detected
Cyclohexane	1.2	0.30 J	4.0	1.0 J
Carbon Tetrachloride	1.2	Not Detected	7.4	Not Detected
2,2,4-Trimethylpentane	1.2	1.8	5.5	8.5
Benzene	1.2	4.3	3.8	14
1,2-Dichloroethane	1.2	Not Detected	4.8	Not Detected
Heptane	1.2	0.41 J	4.8	1.7 J
Trichloroethene	1.2	0.58 J	6.3	3.1 J
1,2-Dichloropropane	1.2	Not Detected	5.4	Not Detected
1,4-Dioxane	4.7	Not Detected	17	Not Detected
Bromodichloromethane	1.2	Not Detected	7.9	Not Detected
cis-1,3-Dichloropropene	1.2	Not Detected	5.3	Not Detected
4-Methyl-2-pentanone	1.2	Not Detected	4.8	Not Detected
Toluene	1.2	Not Detected	4.4	Not Detected
trans-1,3-Dichloropropene	1.2	Not Detected	5.3	Not Detected
1,1,2-Trichloroethane	1.2	Not Detected	6.4	Not Detected
Tetrachloroethene	1.2	Not Detected	8.0	Not Detected

Air Toxics LTD.
Laboratory Services Since 1989

Client Sample ID: VMP-11-8-021111-DUP

Lab ID#: 1102306A-03A

MODIFIED EPA METHOD TO-15 GC/MS FULL SCAN

File Name:	**6021754**	**Date of Collection: 2/11/11 2:33:00 PM**	
Dil. Factor:	**2.35**	**Date of Analysis: 2/18/11 11:21 AM**	

Compound	Rpt. Limit (ppbv)	Amount (ppbv)	Rpt. Limit (ug/m3)	Amount (ug/m3)
2-Hexanone	4.7	Not Detected	19	Not Detected
Dibromochloromethane	1.2	Not Detected	10	Not Detected
1,2-Dibromoethane (EDB)	1.2	Not Detected	9.0	Not Detected
Chlorobenzene	1.2	Not Detected	5.4	Not Detected
Ethyl Benzene	1.2	Not Detected	5.1	Not Detected
m,p-Xylene	1.2	Not Detected	5.1	Not Detected
o-Xylene	1.2	Not Detected	5.1	Not Detected
Styrene	1.2	Not Detected	5.0	Not Detected
Bromoform	1.2	Not Detected	12	Not Detected
Cumene	1.2	Not Detected	5.8	Not Detected
1,1,2,2-Tetrachloroethane	1.2	Not Detected	8.1	Not Detected
Propylbenzene	1.2	Not Detected	5.8	Not Detected
4-Ethyltoluene	1.2	Not Detected	5.8	Not Detected
1,3,5-Trimethylbenzene	1.2	Not Detected	5.8	Not Detected
1,2,4-Trimethylbenzene	1.2	Not Detected	5.8	Not Detected
1,3-Dichlorobenzene	1.2	Not Detected	7.1	Not Detected
1,4-Dichlorobenzene	1.2	Not Detected	7.1	Not Detected
alpha-Chlorotoluene	1.2	Not Detected	6.1	Not Detected
1,2-Dichlorobenzene	1.2	Not Detected	7.1	Not Detected
1,2,4-Trichlorobenzene	4.7	Not Detected	35	Not Detected
Hexachlorobutadiene	4.7	Not Detected	50	Not Detected

J = Estimated value.

Container Type: 1 Liter Summa Canister

Surrogates	%Recovery	Method Limits
Toluene-d8	105	70-130
1,2-Dichloroethane-d4	114	70-130
4-Bromofluorobenzene	91	70-130

Air Toxics LTD.
Laboratory Services Since 1989

Client Sample ID: VMP-23-10-021511

Lab ID#: 1102306A-04A

MODIFIED EPA METHOD TO-15 GC/MS FULL SCAN

File Name:	**6022107**	**Date of Collection:**	**2/15/11 12:00:00 PM**
Dil. Factor:	**2.73**	**Date of Analysis:**	**2/21/11 09:30 AM**

Compound	Rpt. Limit (ppbv)	Amount (ppbv)	Rpt. Limit (ug/m3)	Amount (ug/m3)
Freon 12	1.4	Not Detected	6.8	Not Detected
Freon 114	1.4	Not Detected	9.5	Not Detected
Chloromethane	5.5	Not Detected	11	Not Detected
Vinyl Chloride	1.4	Not Detected	3.5	Not Detected
1,3-Butadiene	1.4	Not Detected	3.0	Not Detected
Bromomethane	1.4	Not Detected	5.3	Not Detected
Chloroethane	1.4	Not Detected	3.6	Not Detected
Freon 11	1.4	0.28 J	7.7	1.5 J
Ethanol	5.5	Not Detected	10	Not Detected
Freon 113	1.4	Not Detected	10	Not Detected
1,1-Dichloroethene	1.4	Not Detected	5.4	Not Detected
Acetone	5.5	3.8 J	13	9.0 J
2-Propanol	5.5	1.8 J	13	4.5 J
Carbon Disulfide	1.4	Not Detected	4.2	Not Detected
3-Chloropropene	5.5	Not Detected	17	Not Detected
Methylene Chloride	1.4	Not Detected	4.7	Not Detected
Methyl tert-butyl ether	1.4	Not Detected	4.9	Not Detected
trans-1,2-Dichloroethene	1.4	Not Detected	5.4	Not Detected
Hexane	1.4	3.6	4.8	13
1,1-Dichloroethane	1.4	Not Detected	5.5	Not Detected
2-Butanone (Methyl Ethyl Ketone)	1.4	Not Detected	4.0	Not Detected
cis-1,2-Dichloroethene	1.4	Not Detected	5.4	Not Detected
Tetrahydrofuran	1.4	Not Detected	4.0	Not Detected
Chloroform	1.4	0.30 J	6.7	1.5 J
1,1,1-Trichloroethane	1.4	Not Detected	7.4	Not Detected
Cyclohexane	1.4	1.3 J	4.7	4.4 J
Carbon Tetrachloride	1.4	Not Detected	8.6	Not Detected
2,2,4-Trimethylpentane	1.4	5.2	6.4	24
Benzene	1.4	0.45 J	4.4	1.4 J
1,2-Dichloroethane	1.4	Not Detected	5.5	Not Detected
Heptane	1.4	2.1	5.6	8.8
Trichloroethene	1.4	~~0.38 J~~ "U"	7.3	~~2.0 J~~ "U"
1,2-Dichloropropane	1.4	Not Detected	6.3	Not Detected
1,4-Dioxane	5.5	0.78 J	20	2.8 J
Bromodichloromethane	1.4	0.34 J	9.1	2.3 J
cis-1,3-Dichloropropene	1.4	Not Detected	6.2	Not Detected
4-Methyl-2-pentanone	1.4	Not Detected	5.6	Not Detected
Toluene	1.4	1.6	5.1	6.2
trans-1,3-Dichloropropene	1.4	Not Detected	6.2	Not Detected
1,1,2-Trichloroethane	1.4	Not Detected	7.4	Not Detected
Tetrachloroethene	1.4	0.22 J	9.2	1.5 J

Air Toxics LTD.
Laboratory Services Since 1989

Client Sample ID: VMP-23-10-021511

Lab ID#: 1102306A-04A

MODIFIED EPA METHOD TO-15 GC/MS FULL SCAN

File Name:	**6022107**	**Date of Collection:**	**2/15/11 12:00:00 PM**
Dil. Factor:	**2.73**	**Date of Analysis:**	**2/21/11 09:30 AM**

Compound	Rpt. Limit (ppbv)	Amount (ppbv)	Rpt. Limit (ug/m3)	Amount (ug/m3)
2-Hexanone	5.5	Not Detected	22	Not Detected
Dibromochloromethane	1.4	Not Detected	12	Not Detected
1,2-Dibromoethane (EDB)	1.4	Not Detected	10	Not Detected
Chlorobenzene	1.4	~~0.18 J~~ "U"	6.3	~~0.84 J~~ "U"
Ethyl Benzene	1.4	1.3 J	5.9	5.8 J
m,p-Xylene	1.4	2.0	5.9	8.6
o-Xylene	1.4	0.85 J	5.9	3.7 J
Styrene	1.4	Not Detected	5.8	Not Detected
Bromoform	1.4	Not Detected	14	Not Detected
Cumene	1.4	Not Detected	6.7	Not Detected
1,1,2,2-Tetrachloroethane	1.4	Not Detected	9.4	Not Detected
Propylbenzene	1.4	~~0.26 J~~ "U"	6.7	~~1.3 J~~ "U"
4-Ethyltoluene	1.4	0.48 J	6.7	2.4 J
1,3,5-Trimethylbenzene	1.4	Not Detected	6.7	Not Detected
1,2,4-Trimethylbenzene	1.4	~~0.45 J~~ "U"	6.7	~~2.2 J~~ "U"
1,3-Dichlorobenzene	1.4	~~0.41 J~~ "U"	8.2	~~2.4 J~~ "U"
1,4-Dichlorobenzene	1.4	~~0.31 J~~ "U"	8.2	~~1.9 J~~ "U"
alpha-Chlorotoluene	1.4	0.24 J	7.1	1.2 J
1,2-Dichlorobenzene	1.4	~~0.40 J~~ "U"	8.2	~~2.4 J~~ "U"
1,2,4-Trichlorobenzene	5.5	~~1.3 J~~ "U"	40	~~9.4 J~~ "U"
Hexachlorobutadiene	5.5	~~0.98 J~~ "U"	58	~~10 J~~ "U"

J = Estimated value.

Container Type: 1 Liter Summa Canister

Surrogates	%Recovery	Method Limits
Toluene-d8	99	70-130
1,2-Dichloroethane-d4	106	70-130
4-Bromofluorobenzene	99	70-130

Air Toxics LTD.
Laboratory Services Since 1989

Client Sample ID: VMP-12-11.5-021511

Lab ID#: 1102306A-05A

MODIFIED EPA METHOD TO-15 GC/MS

File Name:	**b022328**	**Date of Collection:**	**2/15/11 12:00:00 PM**
Dil. Factor:	**268**	**Date of Analysis:**	**2/23/11 08:03 PM**

Compound	Rpt. Limit (ppbv)	Amount (ppbv)	Rpt. Limit (ug/m3)	Amount (ug/m3)
Freon 12	1300	Not Detected	6600	Not Detected
Freon 114	1300	Not Detected	9400	Not Detected
Chloromethane	5400	Not Detected	11000	Not Detected
Vinyl Chloride	1300	Not Detected	3400	Not Detected
1,3-Butadiene	1300	Not Detected	3000	Not Detected
Bromomethane	1300	Not Detected	5200	Not Detected
Chloroethane	1300	Not Detected	3500	Not Detected
Freon 11	1300	Not Detected	7500	Not Detected
Ethanol	5400	Not Detected	10000	Not Detected
Freon 113	1300	Not Detected	10000	Not Detected
1,1-Dichloroethene	1300	Not Detected	5300	Not Detected
Acetone	5400	Not Detected	13000	Not Detected
2-Propanol	5400	Not Detected	13000	Not Detected
Carbon Disulfide	1300	Not Detected	4200	Not Detected
3-Chloropropene	5400	Not Detected	17000	Not Detected
Methylene Chloride	1300	Not Detected	4600	Not Detected
Methyl tert-butyl ether	1300	Not Detected	4800	Not Detected
trans-1,2-Dichloroethene	1300	Not Detected	5300	Not Detected
Hexane	1300	5000	4700	18000
1,1-Dichloroethane	1300	Not Detected	5400	Not Detected
2-Butanone (Methyl Ethyl Ketone)	1300	Not Detected	4000	Not Detected
cis-1,2-Dichloroethene	1300	Not Detected	5300	Not Detected
Tetrahydrofuran	1300	Not Detected	4000	Not Detected
Chloroform	1300	Not Detected	6500	Not Detected
1,1,1-Trichloroethane	1300	Not Detected	7300	Not Detected
Cyclohexane	1300	130000	4600	450000
Carbon Tetrachloride	1300	Not Detected	8400	Not Detected
2,2,4-Trimethylpentane	1300	280000	6200	1300000
Benzene	1300	490000	4300	1600000
1,2-Dichloroethane	1300	Not Detected	5400	Not Detected
Heptane	1300	Not Detected	5500	Not Detected
Trichloroethene	1300	Not Detected	7200	Not Detected
1,2-Dichloropropane	1300	Not Detected	6200	Not Detected
1,4-Dioxane	5400	Not Detected	19000	Not Detected
Bromodichloromethane	1300	Not Detected	9000	Not Detected
cis-1,3-Dichloropropene	1300	Not Detected	6100	Not Detected
4-Methyl-2-pentanone	1300	Not Detected	5500	Not Detected
Toluene	1300	400 J	5000	1500 J
trans-1,3-Dichloropropene	1300	Not Detected	6100	Not Detected
1,1,2-Trichloroethane	1300	Not Detected	7300	Not Detected
Tetrachloroethene	1300	Not Detected	9100	Not Detected

Air Toxics LTD.
Laboratory Services Since 1989

Client Sample ID: VMP-12-11.5-021511

Lab ID#: 1102306A-05A

MODIFIED EPA METHOD TO-15 GC/MS

File Name:	**b022328**	**Date of Collection: 2/15/11 12:00:00 PM**	
Dil. Factor:	**268**	**Date of Analysis: 2/23/11 08:03 PM**	

Compound	Rpt. Limit (ppbv)	Amount (ppbv)	Rpt. Limit (ug/m3)	Amount (ug/m3)
2-Hexanone	5400	Not Detected	22000	Not Detected
Dibromochloromethane	1300	Not Detected	11000	Not Detected
1,2-Dibromoethane (EDB)	1300	Not Detected	10000	Not Detected
Chlorobenzene	1300	Not Detected	6200	Not Detected
Ethyl Benzene	1300	Not Detected	5800	Not Detected
m,p-Xylene	1300	Not Detected	5800	Not Detected
o-Xylene	1300	Not Detected	5800	Not Detected
Styrene	1300	Not Detected	5700	Not Detected
Bromoform	1300	Not Detected	14000	Not Detected
Cumene	1300	Not Detected	6600	Not Detected
1,1,2,2-Tetrachloroethane	1300	Not Detected	9200	Not Detected
Propylbenzene	1300	480 J	6600	2400 J
4-Ethyltoluene	1300	Not Detected	6600	Not Detected
1,3,5-Trimethylbenzene	1300	Not Detected	6600	Not Detected
1,2,4-Trimethylbenzene	1300	Not Detected	6600	Not Detected
1,3-Dichlorobenzene	1300	Not Detected	8000	Not Detected
1,4-Dichlorobenzene	1300	Not Detected	8000	Not Detected
alpha-Chlorotoluene	1300	Not Detected	6900	Not Detected
1,2-Dichlorobenzene	1300	Not Detected	8000	Not Detected
1,2,4-Trichlorobenzene	5400	Not Detected	40000	Not Detected
Hexachlorobutadiene	5400	Not Detected	57000	Not Detected

J = Estimated value.

Container Type: 1 Liter Summa Canister

Surrogates	%Recovery	Method Limits
1,2-Dichloroethane-d4	110	70-130
Toluene-d8	101	70-130
4-Bromofluorobenzene	101	70-130

Air Toxics LTD.
Laboratory Services Since 1989

Client Sample ID: VMP-12-11.5-021511-DUP

Lab ID#: 1102306A-06A

MODIFIED EPA METHOD TO-15 GC/MS

File Name:	**b022329**	**Date of Collection:**	**2/15/11 12:00:00 PM**
Dil. Factor:	**231**	**Date of Analysis:**	**2/23/11 08:32 PM**

Compound	Rpt. Limit (ppbv)	Amount (ppbv)	Rpt. Limit (ug/m3)	Amount (ug/m3)
Freon 12	1200	Not Detected	5700	Not Detected
Freon 114	1200	Not Detected	8100	Not Detected
Chloromethane	4600	Not Detected	9500	Not Detected
Vinyl Chloride	1200	Not Detected	3000	Not Detected
1,3-Butadiene	1200	Not Detected	2600	Not Detected
Bromomethane	1200	Not Detected	4500	Not Detected
Chloroethane	1200	Not Detected	3000	Not Detected
Freon 11	1200	Not Detected	6500	Not Detected
Ethanol	4600	Not Detected	8700	Not Detected
Freon 113	1200	Not Detected	8800	Not Detected
1,1-Dichloroethene	1200	Not Detected	4600	Not Detected
Acetone	4600	Not Detected	11000	Not Detected
2-Propanol	4600	Not Detected	11000	Not Detected
Carbon Disulfide	1200	Not Detected	3600	Not Detected
3-Chloropropene	4600	Not Detected	14000	Not Detected
Methylene Chloride	1200	Not Detected	4000	Not Detected
Methyl tert-butyl ether	1200	Not Detected	4200	Not Detected
trans-1,2-Dichloroethene	1200	Not Detected	4600	Not Detected
Hexane	1200	4300	4100	15000
1,1-Dichloroethane	1200	Not Detected	4700	Not Detected
2-Butanone (Methyl Ethyl Ketone)	1200	Not Detected	3400	Not Detected
cis-1,2-Dichloroethene	1200	Not Detected	4600	Not Detected
Tetrahydrofuran	1200	Not Detected	3400	Not Detected
Chloroform	1200	Not Detected	5600	Not Detected
1,1,1-Trichloroethane	1200	Not Detected	6300	Not Detected
Cyclohexane	1200	110000	4000	390000
Carbon Tetrachloride	1200	Not Detected	7300	Not Detected
2,2,4-Trimethylpentane	1200	240000	5400	1100000
Benzene	1200	400000	3700	1300000
1,2-Dichloroethane	1200	Not Detected	4700	Not Detected
Heptane	1200	Not Detected	4700	Not Detected
Trichloroethene	1200	Not Detected	6200	Not Detected
1,2-Dichloropropane	1200	Not Detected	5300	Not Detected
1,4-Dioxane	4600	Not Detected	17000	Not Detected
Bromodichloromethane	1200	Not Detected	7700	Not Detected
cis-1,3-Dichloropropene	1200	Not Detected	5200	Not Detected
4-Methyl-2-pentanone	1200	Not Detected	4700	Not Detected
Toluene	1200	460 J	4400	1700 J
trans-1,3-Dichloropropene	1200	Not Detected	5200	Not Detected
1,1,2-Trichloroethane	1200	Not Detected	6300	Not Detected
Tetrachloroethene	1200	Not Detected	7800	Not Detected

Air Toxics LTD.
Laboratory Services Since 1989

Client Sample ID: VMP-12-11.5-021511-DUP

Lab ID#: 1102306A-06A

MODIFIED EPA METHOD TO-15 GC/MS

File Name:	**b022329**	**Date of Collection: 2/15/11 12:00:00 PM**	
Dil. Factor:	**231**	**Date of Analysis: 2/23/11 08:32 PM**	

Compound	Rpt. Limit (ppbv)	Amount (ppbv)	Rpt. Limit (ug/m3)	Amount (ug/m3)
2-Hexanone	4600	Not Detected	19000	Not Detected
Dibromochloromethane	1200	Not Detected	9800	Not Detected
1,2-Dibromoethane (EDB)	1200	Not Detected	8900	Not Detected
Chlorobenzene	1200	Not Detected	5300	Not Detected
Ethyl Benzene	1200	Not Detected	5000	Not Detected
m,p-Xylene	1200	Not Detected	5000	Not Detected
o-Xylene	1200	Not Detected	5000	Not Detected
Styrene	1200	Not Detected	4900	Not Detected
Bromoform	1200	Not Detected	12000	Not Detected
Cumene	1200	Not Detected	5700	Not Detected
1,1,2,2-Tetrachloroethane	1200	Not Detected	7900	Not Detected
Propylbenzene	1200	390 J	5700	1900 J
4-Ethyltoluene	1200	Not Detected	5700	Not Detected
1,3,5-Trimethylbenzene	1200	Not Detected	5700	Not Detected
1,2,4-Trimethylbenzene	1200	Not Detected	5700	Not Detected
1,3-Dichlorobenzene	1200	Not Detected	6900	Not Detected
1,4-Dichlorobenzene	1200	Not Detected	6900	Not Detected
alpha-Chlorotoluene	1200	Not Detected	6000	Not Detected
1,2-Dichlorobenzene	1200	Not Detected	6900	Not Detected
1,2,4-Trichlorobenzene	4600	Not Detected	34000	Not Detected
Hexachlorobutadiene	4600	Not Detected	49000	Not Detected

J = Estimated value.

Container Type: 1 Liter Summa Canister

Surrogates	%Recovery	Method Limits
1,2-Dichloroethane-d4	110	70-130
Toluene-d8	100	70-130
4-Bromofluorobenzene	103	70-130

Air Toxics LTD.
Laboratory Services Since 1989

Client Sample ID: VMP-12-5-021511

Lab ID#: 1102306A-07A

MODIFIED EPA METHOD TO-15 GC/MS

File Name:	**b022324**	**Date of Collection:**	**2/15/11 10:48:00 AM**
Dil. Factor:	**122**	**Date of Analysis:**	**2/23/11 04:18 PM**

Compound	Rpt. Limit (ppbv)	Amount (ppbv)	Rpt. Limit (ug/m3)	Amount (ug/m3)
Freon 12	610	Not Detected	3000	Not Detected
Freon 114	610	Not Detected	4300	Not Detected
Chloromethane	2400	Not Detected	5000	Not Detected
Vinyl Chloride	610	Not Detected	1600	Not Detected
1,3-Butadiene	610	Not Detected	1300	Not Detected
Bromomethane	610	Not Detected	2400	Not Detected
Chloroethane	610	Not Detected	1600	Not Detected
Freon 11	610	Not Detected	3400	Not Detected
Ethanol	2400	Not Detected	4600	Not Detected
Freon 113	610	Not Detected	4700	Not Detected
1,1-Dichloroethene	610	Not Detected	2400	Not Detected
Acetone	2400	Not Detected	5800	Not Detected
2-Propanol	2400	Not Detected	6000	Not Detected
Carbon Disulfide	610	Not Detected	1900	Not Detected
3-Chloropropene	2400	Not Detected	7600	Not Detected
Methylene Chloride	610	Not Detected	2100	Not Detected
Methyl tert-butyl ether	610	Not Detected	2200	Not Detected
trans-1,2-Dichloroethene	610	Not Detected	2400	Not Detected
Hexane	610	2700	2100	9600
1,1-Dichloroethane	610	Not Detected	2500	Not Detected
2-Butanone (Methyl Ethyl Ketone)	610	Not Detected	1800	Not Detected
cis-1,2-Dichloroethene	610	Not Detected	2400	Not Detected
Tetrahydrofuran	610	Not Detected	1800	Not Detected
Chloroform	610	Not Detected	3000	Not Detected
1,1,1-Trichloroethane	610	Not Detected	3300	Not Detected
Cyclohexane	610	26000	2100	88000
Carbon Tetrachloride	610	Not Detected	3800	Not Detected
2,2,4-Trimethylpentane	610	130000	2800	610000
Benzene	610	25000	1900	80000
1,2-Dichloroethane	610	Not Detected	2500	Not Detected
Heptane	610	Not Detected	2500	Not Detected
Trichloroethene	610	Not Detected	3300	Not Detected
1,2-Dichloropropane	610	Not Detected	2800	Not Detected
1,4-Dioxane	2400	Not Detected	8800	Not Detected
Bromodichloromethane	610	Not Detected	4100	Not Detected
cis-1,3-Dichloropropene	610	Not Detected	2800	Not Detected
4-Methyl-2-pentanone	610	Not Detected	2500	Not Detected
Toluene	610	200 J	2300	740 J
trans-1,3-Dichloropropene	610	Not Detected	2800	Not Detected
1,1,2-Trichloroethane	610	Not Detected	3300	Not Detected
Tetrachloroethene	610	Not Detected	4100	Not Detected

Air Toxics LTD.
Laboratory Services Since 1989

Client Sample ID: VMP-12-5-021511

Lab ID#: 1102306A-07A

MODIFIED EPA METHOD TO-15 GC/MS

File Name:	**b022324**	**Date of Collection: 2/15/11 10:48:00 AM**	
Dil. Factor:	**122**	**Date of Analysis: 2/23/11 04:18 PM**	

Compound	Rpt. Limit (ppbv)	Amount (ppbv)	Rpt. Limit (ug/m3)	Amount (ug/m3)
2-Hexanone	2400	Not Detected	10000	Not Detected
Dibromochloromethane	610	Not Detected	5200	Not Detected
1,2-Dibromoethane (EDB)	610	Not Detected	4700	Not Detected
Chlorobenzene	610	Not Detected	2800	Not Detected
Ethyl Benzene	610	Not Detected	2600	Not Detected
m,p-Xylene	610	Not Detected	2600	Not Detected
o-Xylene	610	Not Detected	2600	Not Detected
Styrene	610	Not Detected	2600	Not Detected
Bromoform	610	Not Detected	6300	Not Detected
Cumene	610	Not Detected	3000	Not Detected
1,1,2,2-Tetrachloroethane	610	Not Detected	4200	Not Detected
Propylbenzene	610	Not Detected	3000	Not Detected
4-Ethyltoluene	610	Not Detected	3000	Not Detected
1,3,5-Trimethylbenzene	610	Not Detected	3000	Not Detected
1,2,4-Trimethylbenzene	610	Not Detected	3000	Not Detected
1,3-Dichlorobenzene	610	Not Detected	3700	Not Detected
1,4-Dichlorobenzene	610	Not Detected	3700	Not Detected
alpha-Chlorotoluene	610	Not Detected	3200	Not Detected
1,2-Dichlorobenzene	610	Not Detected	3700	Not Detected
1,2,4-Trichlorobenzene	2400	Not Detected	18000	Not Detected
Hexachlorobutadiene	2400	Not Detected	26000	Not Detected

J = Estimated value.

Container Type: 1 Liter Summa Canister

Surrogates	%Recovery	Method Limits
1,2-Dichloroethane-d4	109	70-130
Toluene-d8	100	70-130
4-Bromofluorobenzene	99	70-130

Air Toxics LTD.
Laboratory Services Since 1989

Client Sample ID: VMP-11-5-021511

Lab ID#: 1102306A-08A

MODIFIED EPA METHOD TO-15 GC/MS FULL SCAN

File Name:	**6021755**	**Date of Collection: 2/15/11 1:23:00 PM**	
Dil. Factor:	**2.28**	**Date of Analysis: 2/18/11 11:50 AM**	

Compound	Rpt. Limit (ppbv)	Amount (ppbv)	Rpt. Limit (ug/m3)	Amount (ug/m3)
Freon 12	1.1	0.58 J	5.6	2.9 J
Freon 114	1.1	Not Detected	8.0	Not Detected
Chloromethane	4.6	Not Detected	9.4	Not Detected
Vinyl Chloride	1.1	Not Detected	2.9	Not Detected
1,3-Butadiene	1.1	Not Detected	2.5	Not Detected
Bromomethane	1.1	Not Detected	4.4	Not Detected
Chloroethane	1.1	Not Detected	3.0	Not Detected
Freon 11	1.1	0.18 J	6.4	1.0 J
Ethanol	4.6	9.1	8.6	17
Freon 113	1.1	Not Detected	8.7	Not Detected
1,1-Dichloroethene	1.1	Not Detected	4.5	Not Detected
Acetone	4.6	7.5	11	18
2-Propanol	4.6	3.9 J	11	9.6 J
Carbon Disulfide	1.1	Not Detected	3.6	Not Detected
3-Chloropropene	4.6	Not Detected	14	Not Detected
Methylene Chloride	1.1	0.30 J	4.0	1.1 J
Methyl tert-butyl ether	1.1	Not Detected	4.1	Not Detected
trans-1,2-Dichloroethene	1.1	Not Detected	4.5	Not Detected
Hexane	1.1	8.1	4.0	28
1,1-Dichloroethane	1.1	Not Detected	4.6	Not Detected
2-Butanone (Methyl Ethyl Ketone)	1.1	0.96 J	3.4	2.8 J
cis-1,2-Dichloroethene	1.1	Not Detected	4.5	Not Detected
Tetrahydrofuran	1.1	Not Detected	3.4	Not Detected
Chloroform	1.1	0.52 J	5.6	2.5 J
1,1,1-Trichloroethane	1.1	Not Detected	6.2	Not Detected
Cyclohexane	1.1	2.6	3.9	8.9
Carbon Tetrachloride	1.1	Not Detected	7.2	Not Detected
2,2,4-Trimethylpentane	1.1	14	5.3	65
Benzene	1.1	0.72 J	3.6	2.3 J
1,2-Dichloroethane	1.1	Not Detected	4.6	Not Detected
Heptane	1.1	4.3	4.7	18
Trichloroethene	1.1	0.45 J	6.1	2.4 J
1,2-Dichloropropane	1.1	Not Detected	5.3	Not Detected
1,4-Dioxane	4.6	Not Detected	16	Not Detected
Bromodichloromethane	1.1	Not Detected	7.6	Not Detected
cis-1,3-Dichloropropene	1.1	Not Detected	5.2	Not Detected
4-Methyl-2-pentanone	1.1	0.38 J	4.7	1.5 J
Toluene	1.1	1.8	4.3	6.9
trans-1,3-Dichloropropene	1.1	Not Detected	5.2	Not Detected
1,1,2-Trichloroethane	1.1	Not Detected	6.2	Not Detected
Tetrachloroethene	1.1	Not Detected	7.7	Not Detected

Air Toxics LTD.
Laboratory Services Since 1989

Client Sample ID: VMP-11-5-021511

Lab ID#: 1102306A-08A

MODIFIED EPA METHOD TO-15 GC/MS FULL SCAN

File Name:	**6021755**	**Date of Collection:**	**2/15/11 1:23:00 PM**
Dil. Factor:	**2.28**	**Date of Analysis:**	**2/18/11 11:50 AM**

Compound	Rpt. Limit (ppbv)	Amount (ppbv)	Rpt. Limit (ug/m3)	Amount (ug/m3)
2-Hexanone	4.6	Not Detected	19	Not Detected
Dibromochloromethane	1.1	Not Detected	9.7	Not Detected
1,2-Dibromoethane (EDB)	1.1	Not Detected	8.8	Not Detected
Chlorobenzene	1.1	Not Detected	5.2	Not Detected
Ethyl Benzene	1.1	1.3	4.9	5.5
m,p-Xylene	1.1	2.0	5.0	8.9
o-Xylene	1.1	0.67 J	5.0	2.9 J
Styrene	1.1	Not Detected	4.8	Not Detected
Bromoform	1.1	Not Detected	12	Not Detected
Cumene	1.1	Not Detected	5.6	Not Detected
1,1,2,2-Tetrachloroethane	1.1	Not Detected	7.8	Not Detected
Propylbenzene	1.1	~~0.15 J~~ "U"	5.6	~~0.76 J~~ "U"
4-Ethyltoluene	1.1	~~0.34 J~~ "U"	5.6	~~1.6 J~~ "U"
1,3,5-Trimethylbenzene	1.1	Not Detected	5.6	Not Detected
1,2,4-Trimethylbenzene	1.1	~~0.28 J~~ "U"	5.6	~~1.4 J~~ "U"
1,3-Dichlorobenzene	1.1	Not Detected	6.8	Not Detected
1,4-Dichlorobenzene	1.1	Not Detected	6.8	Not Detected
alpha-Chlorotoluene	1.1	Not Detected	5.9	Not Detected
1,2-Dichlorobenzene	1.1	Not Detected	6.8	Not Detected
1,2,4-Trichlorobenzene	4.6	Not Detected	34	Not Detected
Hexachlorobutadiene	4.6	Not Detected	49	Not Detected

J = Estimated value.

Container Type: 1 Liter Summa Canister

Surrogates	%Recovery	Method Limits
Toluene-d8	101	70-130
1,2-Dichloroethane-d4	112	70-130
4-Bromofluorobenzene	97	70-130

Air Toxics LTD.
Laboratory Services Since 1989

Client Sample ID: VMP-12-25-021511

Lab ID#: 1102306A-09A

MODIFIED EPA METHOD TO-15 GC/MS

File Name:	**b022326**	**Date of Collection:**	**2/15/11 1:07:00 PM**
Dil. Factor:	**532**	**Date of Analysis:**	**2/23/11 06:06 PM**

Compound	Rpt. Limit (ppbv)	Amount (ppbv)	Rpt. Limit (ug/m3)	Amount (ug/m3)
Freon 12	2700	Not Detected	13000	Not Detected
Freon 114	2700	Not Detected	18000	Not Detected
Chloromethane	11000	Not Detected	22000	Not Detected
Vinyl Chloride	2700	Not Detected	6800	Not Detected
1,3-Butadiene	2700	Not Detected	5900	Not Detected
Bromomethane	2700	Not Detected	10000	Not Detected
Chloroethane	2700	Not Detected	7000	Not Detected
Freon 11	2700	Not Detected	15000	Not Detected
Ethanol	11000	Not Detected	20000	Not Detected
Freon 113	2700	Not Detected	20000	Not Detected
1,1-Dichloroethene	2700	Not Detected	10000	Not Detected
Acetone	11000	2900 J	25000	6900 J
2-Propanol	11000	Not Detected	26000	Not Detected
Carbon Disulfide	2700	Not Detected	8300	Not Detected
3-Chloropropene	11000	Not Detected	33000	Not Detected
Methylene Chloride	2700	Not Detected	9200	Not Detected
Methyl tert-butyl ether	2700	Not Detected	9600	Not Detected
trans-1,2-Dichloroethene	2700	Not Detected	10000	Not Detected
Hexane	2700	51000	9400	180000
1,1-Dichloroethane	2700	Not Detected	11000	Not Detected
2-Butanone (Methyl Ethyl Ketone)	2700	Not Detected	7800	Not Detected
cis-1,2-Dichloroethene	2700	Not Detected	10000	Not Detected
Tetrahydrofuran	2700	Not Detected	7800	Not Detected
Chloroform	2700	Not Detected	13000	Not Detected
1,1,1-Trichloroethane	2700	Not Detected	14000	Not Detected
Cyclohexane	2700	120000	9200	410000
Carbon Tetrachloride	2700	Not Detected	17000	Not Detected
2,2,4-Trimethylpentane	2700	210000	12000	990000
Benzene	2700	2400000	8500	7600000
1,2-Dichloroethane	2700	Not Detected	11000	Not Detected
Heptane	2700	7900	11000	32000
Trichloroethene	2700	Not Detected	14000	Not Detected
1,2-Dichloropropane	2700	Not Detected	12000	Not Detected
1,4-Dioxane	11000	Not Detected	38000	Not Detected
Bromodichloromethane	2700	Not Detected	18000	Not Detected
cis-1,3-Dichloropropene	2700	Not Detected	12000	Not Detected
4-Methyl-2-pentanone	2700	Not Detected	11000	Not Detected
Toluene	2700	3300	10000	12000
trans-1,3-Dichloropropene	2700	Not Detected	12000	Not Detected
1,1,2-Trichloroethane	2700	Not Detected	14000	Not Detected
Tetrachloroethene	2700	Not Detected	18000	Not Detected

Air Toxics LTD.
Laboratory Services Since 1989

Client Sample ID: VMP-12-25-021511

Lab ID#: 1102306A-09A

MODIFIED EPA METHOD TO-15 GC/MS

File Name:	**b022326**	**Date of Collection: 2/15/11 1:07:00 PM**	
Dil. Factor:	**532**	**Date of Analysis: 2/23/11 06:06 PM**	

Compound	Rpt. Limit (ppbv)	Amount (ppbv)	Rpt. Limit (ug/m3)	Amount (ug/m3)
2-Hexanone	11000	Not Detected	44000	Not Detected
Dibromochloromethane	2700	Not Detected	23000	Not Detected
1,2-Dibromoethane (EDB)	2700	Not Detected	20000	Not Detected
Chlorobenzene	2700	Not Detected	12000	Not Detected
Ethyl Benzene	2700	940 J	12000	4100 J
m,p-Xylene	2700	1300 J	12000	5800 J
o-Xylene	2700	Not Detected	12000	Not Detected
Styrene	2700	Not Detected	11000	Not Detected
Bromoform	2700	Not Detected	27000	Not Detected
Cumene	2700	1900 J	13000	9200 J
1,1,2,2-Tetrachloroethane	2700	Not Detected	18000	Not Detected
Propylbenzene	2700	2000 J	13000	9700 J
4-Ethyltoluene	2700	Not Detected	13000	Not Detected
1,3,5-Trimethylbenzene	2700	Not Detected	13000	Not Detected
1,2,4-Trimethylbenzene	2700	Not Detected	13000	Not Detected
1,3-Dichlorobenzene	2700	Not Detected	16000	Not Detected
1,4-Dichlorobenzene	2700	Not Detected	16000	Not Detected
alpha-Chlorotoluene	2700	Not Detected	14000	Not Detected
1,2-Dichlorobenzene	2700	Not Detected	16000	Not Detected
1,2,4-Trichlorobenzene	11000	Not Detected	79000	Not Detected
Hexachlorobutadiene	11000	Not Detected	110000	Not Detected

J = Estimated value.

Container Type: 1 Liter Summa Canister

Surrogates	%Recovery	Method Limits
1,2-Dichloroethane-d4	105	70-130
Toluene-d8	100	70-130
4-Bromofluorobenzene	104	70-130

Air Toxics LTD.
Laboratory Services Since 1989

Client Sample ID: VMP-23-25-021511

Lab ID#: 1102306A-10A

MODIFIED EPA METHOD TO-15 GC/MS FULL SCAN

File Name:	**3022312**	**Date of Collection:**	**2/15/11 2:30:00 PM**
Dil. Factor:	**2.52**	**Date of Analysis:**	**2/23/11 02:48 PM**

Compound	Rpt. Limit (ppbv)	Amount (ppbv)	Rpt. Limit (ug/m3)	Amount (ug/m3)
Freon 12	1.3	Not Detected	6.2	Not Detected
Freon 114	1.3	Not Detected	8.8	Not Detected
Chloromethane	5.0	Not Detected	10	Not Detected
Vinyl Chloride	1.3	Not Detected	3.2	Not Detected
1,3-Butadiene	1.3	Not Detected	2.8	Not Detected
Bromomethane	1.3	Not Detected	4.9	Not Detected
Chloroethane	1.3	Not Detected	3.3	Not Detected
Freon 11	1.3	Not Detected	7.1	Not Detected
Ethanol	5.0	Not Detected	9.5	Not Detected
Freon 113	1.3	Not Detected	9.6	Not Detected
1,1-Dichloroethene	1.3	Not Detected	5.0	Not Detected
Acetone	5.0	4.7 J	12	11 J
2-Propanol	5.0	38	12	94
Carbon Disulfide	1.3	Not Detected	3.9	Not Detected
3-Chloropropene	5.0	Not Detected	16	Not Detected
Methylene Chloride	1.3	Not Detected	4.4	Not Detected
Methyl tert-butyl ether	1.3	Not Detected	4.5	Not Detected
trans-1,2-Dichloroethene	1.3	Not Detected	5.0	Not Detected
Hexane	1.3	1.0 J	4.4	3.5 J
1,1-Dichloroethane	1.3	Not Detected	5.1	Not Detected
2-Butanone (Methyl Ethyl Ketone)	1.3	Not Detected	3.7	Not Detected
cis-1,2-Dichloroethene	1.3	Not Detected	5.0	Not Detected
Tetrahydrofuran	1.3	Not Detected	3.7	Not Detected
Chloroform	1.3	Not Detected	6.2	Not Detected
1,1,1-Trichloroethane	1.3	Not Detected	6.9	Not Detected
Cyclohexane	1.3	0.93 J	4.3	3.2 J
Carbon Tetrachloride	1.3	Not Detected	7.9	Not Detected
2,2,4-Trimethylpentane	1.3	270	5.9	1300
Benzene	1.3	5.8	4.0	18
1,2-Dichloroethane	1.3	Not Detected	5.1	Not Detected
Heptane	1.3	0.50 J	5.2	2.1 J
Trichloroethene	1.3	0.44 J	6.8	2.4 J
1,2-Dichloropropane	1.3	Not Detected	5.8	Not Detected
1,4-Dioxane	5.0	Not Detected	18	Not Detected
Bromodichloromethane	1.3	Not Detected	8.4	Not Detected
cis-1,3-Dichloropropene	1.3	Not Detected	5.7	Not Detected
4-Methyl-2-pentanone	1.3	Not Detected	5.2	Not Detected
Toluene	1.3	0.29 J	4.7	1.1 J
trans-1,3-Dichloropropene	1.3	Not Detected	5.7	Not Detected
1,1,2-Trichloroethane	1.3	Not Detected	6.9	Not Detected
Tetrachloroethene	1.3	Not Detected	8.5	Not Detected

Air Toxics LTD.
Laboratory Services Since 1989

Client Sample ID: VMP-23-25-021511

Lab ID#: 1102306A-10A

MODIFIED EPA METHOD TO-15 GC/MS FULL SCAN

File Name:	**3022312**	**Date of Collection:**	**2/15/11 2:30:00 PM**
Dil. Factor:	**2.52**	**Date of Analysis:**	**2/23/11 02:48 PM**

Compound	Rpt. Limit (ppbv)	Amount (ppbv)	Rpt. Limit (ug/m3)	Amount (ug/m3)
2-Hexanone	5.0	Not Detected	21	Not Detected
Dibromochloromethane	1.3	Not Detected	11	Not Detected
1,2-Dibromoethane (EDB)	1.3	Not Detected	9.7	Not Detected
Chlorobenzene	1.3	Not Detected	5.8	Not Detected
Ethyl Benzene	1.3	Not Detected	5.5	Not Detected
m,p-Xylene	1.3	0.15 J	5.5	0.67 J
o-Xylene	1.3	Not Detected	5.5	Not Detected
Styrene	1.3	Not Detected	5.4	Not Detected
Bromoform	1.3	Not Detected	13	Not Detected
Cumene	1.3	Not Detected	6.2	Not Detected
1,1,2,2-Tetrachloroethane	1.3	Not Detected	8.6	Not Detected
Propylbenzene	1.3	Not Detected	6.2	Not Detected
4-Ethyltoluene	1.3	Not Detected	6.2	Not Detected
1,3,5-Trimethylbenzene	1.3	Not Detected	6.2	Not Detected
1,2,4-Trimethylbenzene	1.3	Not Detected	6.2	Not Detected
1,3-Dichlorobenzene	1.3	Not Detected	7.6	Not Detected
1,4-Dichlorobenzene	1.3	~~0.20 J~~ "U"	7.6	~~1.2 J~~ "U"
alpha-Chlorotoluene	1.3	Not Detected	6.5	Not Detected
1,2-Dichlorobenzene	1.3	Not Detected	7.6	Not Detected
1,2,4-Trichlorobenzene	5.0	Not Detected	37	Not Detected
Hexachlorobutadiene	5.0	Not Detected	54	Not Detected

J = Estimated value.

Container Type: 1 Liter Summa Canister

Surrogates	%Recovery	Method Limits
Toluene-d8	104	70-130
1,2-Dichloroethane-d4	121	70-130
4-Bromofluorobenzene	96	70-130

* "Use these results only. All other data was reported from the 132 X dilution analysis."

Air Toxics LTD.
Laboratory Services Since 1989

"Dilution"

Client Sample ID: VMP-16-5-021511

Lab ID#: 1102306A-11A

MODIFIED EPA METHOD TO-15 GC/MS

File Name:	**b022318**	**Date of Collection: 2/15/11 4:04:00 PM**	
Dil. Factor:	**264**	**Date of Analysis: 2/23/11 01:51 PM**	

Compound	Rpt. Limit (ppbv)	Amount (ppbv)	Rpt. Limit (ug/m3)	Amount (ug/m3)
Freon 12	1300	Not Detected	6500	Not Detected
Freon 114	1300	Not Detected	9200	Not Detected
Chloromethane	5300	Not Detected	11000	Not Detected
Vinyl Chloride	1300	Not Detected	3400	Not Detected
1,3-Butadiene	1300	Not Detected	2900	Not Detected
Bromomethane	1300	Not Detected	5100	Not Detected
Chloroethane	1300	Not Detected	3500	Not Detected
Freon 11	1300	Not Detected	7400	Not Detected
Ethanol	5300	Not Detected	9900	Not Detected
Freon 113	1300	Not Detected	10000	Not Detected
1,1-Dichloroethene	1300	Not Detected	5200	Not Detected
Acetone	5300	Not Detected	12000	Not Detected
2-Propanol	5300	Not Detected	13000	Not Detected
Carbon Disulfide	1300	Not Detected	4100	Not Detected
3-Chloropropene	5300	Not Detected	16000	Not Detected
Methylene Chloride	1300	Not Detected	4600	Not Detected
Methyl tert-butyl ether	1300	Not Detected	4800	Not Detected
trans-1,2-Dichloroethene	1300	Not Detected	5200	Not Detected
Hexane	1300	24000	4600	85000
1,1-Dichloroethane	1300	Not Detected	5300	Not Detected
2-Butanone (Methyl Ethyl Ketone)	1300	Not Detected	3900	Not Detected
cis-1,2-Dichloroethene	1300	Not Detected	5200	Not Detected
Tetrahydrofuran	1300	Not Detected	3900	Not Detected
Chloroform	1300	Not Detected	6400	Not Detected
1,1,1-Trichloroethane	1300	Not Detected	7200	Not Detected
Cyclohexane	1300	27000	4500	94000
Carbon Tetrachloride	1300	Not Detected	8300	Not Detected
* 2,2,4-Trimethylpentane	1300	1200000	6200	5500000
Benzene	1300	3100	4200	10000
1,2-Dichloroethane	1300	Not Detected	5300	Not Detected
Heptane	1300	Not Detected	5400	Not Detected
Trichloroethene	1300	Not Detected	7100	Not Detected
1,2-Dichloropropane	1300	Not Detected	6100	Not Detected
1,4-Dioxane	5300	Not Detected	19000	Not Detected
Bromodichloromethane	1300	Not Detected	8800	Not Detected
cis-1,3-Dichloropropene	1300	Not Detected	6000	Not Detected
4-Methyl-2-pentanone	1300	Not Detected	5400	Not Detected
Toluene	1300	980 J	5000	3700 J
trans-1,3-Dichloropropene	1300	Not Detected	6000	Not Detected
1,1,2-Trichloroethane	1300	Not Detected	7200	Not Detected
Tetrachloroethene	1300	Not Detected	9000	Not Detected

"Use these results only."

Air Toxics LTD.
Laboratory Services Since 1989

Client Sample ID: VMP-16-5-021511

Lab ID#: 1102306A-11A

MODIFIED EPA METHOD TO-15 GC/MS

File Name:	**b022318**	**Date of Collection:**	**2/15/11 4:04:00 PM**
Dil. Factor:	**264**	**Date of Analysis:**	**2/23/11 01:51 PM**

Compound	Rpt. Limit (ppbv)	Amount (ppbv)	Rpt. Limit (ug/m3)	Amount (ug/m3)
2-Hexanone	5300	Not Detected	22000	Not Detected
Dibromochloromethane	1300	Not Detected	11000	Not Detected
1,2-Dibromoethane (EDB)	1300	Not Detected	10000	Not Detected
Chlorobenzene	1300	Not Detected	6100	Not Detected
Ethyl Benzene	1300	Not Detected	5700	Not Detected
m,p-Xylene	1300	Not Detected	5700	Not Detected
o-Xylene	1300	Not Detected	5700	Not Detected
Styrene	1300	Not Detected	5600	Not Detected
Bromoform	1300	Not Detected	14000	Not Detected
Cumene	1300	Not Detected	6500	Not Detected
1,1,2,2-Tetrachloroethane	1300	Not Detected	9100	Not Detected
Propylbenzene	1300	Not Detected	6500	Not Detected
4-Ethyltoluene	1300	Not Detected	6500	Not Detected
1,3,5-Trimethylbenzene	1300	Not Detected	6500	Not Detected
1,2,4-Trimethylbenzene	1300	Not Detected	6500	Not Detected
1,3-Dichlorobenzene	1300	Not Detected	7900	Not Detected
1,4-Dichlorobenzene	1300	Not Detected	7900	Not Detected
alpha-Chlorotoluene	1300	Not Detected	6800	Not Detected
1,2-Dichlorobenzene	1300	Not Detected	7900	Not Detected
1,2,4-Trichlorobenzene	5300	Not Detected	39000	Not Detected
Hexachlorobutadiene	5300	Not Detected	56000	Not Detected

J = Estimated value.

Container Type: 1 Liter Summa Canister

Surrogates	%Recovery	Method Limits
1,2-Dichloroethane-d4	120	70-130
Toluene-d8	100	70-130
4-Bromofluorobenzene	99	70-130

* "Do not use this data. Use all other data."

Air Toxics LTD.
Laboratory Services Since 1989

Client Sample ID: VMP-16-5-021511

Lab ID#: 1102306A-11B

MODIFIED EPA METHOD TO-15 GC/MS

File Name:	**b022316**	**Date of Collection:**	**2/15/11 4:04:00 PM**
Dil. Factor:	**132**	**Date of Analysis:**	**2/23/11 12:51 PM**

Compound	Rpt. Limit (ppbv)	Amount (ppbv)	Rpt. Limit (ug/m3)	Amount (ug/m3)
Freon 12	660	Not Detected	3300	Not Detected
Freon 114	660	Not Detected	4600	Not Detected
Chloromethane	2600	Not Detected	5400	Not Detected
Vinyl Chloride	660	Not Detected	1700	Not Detected
1,3-Butadiene	660	Not Detected	1500	Not Detected
Bromomethane	660	Not Detected	2600	Not Detected
Chloroethane	660	Not Detected	1700	Not Detected
Freon 11	660	Not Detected	3700	Not Detected
Ethanol	2600	Not Detected	5000	Not Detected
Freon 113	660	Not Detected	5000	Not Detected
1,1-Dichloroethene	660	Not Detected	2600	Not Detected
Acetone	2600	Not Detected	6300	Not Detected
2-Propanol	2600	Not Detected	6500	Not Detected
Carbon Disulfide	660	Not Detected	2000	Not Detected
3-Chloropropene	2600	Not Detected	8300	Not Detected
Methylene Chloride	660	Not Detected	2300	Not Detected
Methyl tert-butyl ether	660	Not Detected	2400	Not Detected
trans-1,2-Dichloroethene	660	Not Detected	2600	Not Detected
Hexane	660	13000 "J"	2300	45000 "J"
1,1-Dichloroethane	660	Not Detected	2700	Not Detected
2-Butanone (Methyl Ethyl Ketone)	660	Not Detected	1900	Not Detected
cis-1,2-Dichloroethene	660	Not Detected	2600	Not Detected
Tetrahydrofuran	660	Not Detected	1900	Not Detected
Chloroform	660	Not Detected	3200	Not Detected
1,1,1-Trichloroethane	660	Not Detected	3600	Not Detected
Cyclohexane	660	29000 "J"	2300	99000 "J"
Carbon Tetrachloride	660	Not Detected	4200	Not Detected
* 2,2,4-Trimethylpentane	660	~~1200000 E~~	3100	~~5700000 E~~
Benzene	660	3200 "J"	2100	10000 "J"
1,2-Dichloroethane	660	Not Detected	2700	Not Detected
Heptane	660	Not Detected	2700	Not Detected
Trichloroethene	660	Not Detected	3500	Not Detected
1,2-Dichloropropane	660	Not Detected	3000	Not Detected
1,4-Dioxane	2600	Not Detected	9500	Not Detected
Bromodichloromethane	660	Not Detected	4400	Not Detected
cis-1,3-Dichloropropene	660	Not Detected	3000	Not Detected
4-Methyl-2-pentanone	660	Not Detected	2700	Not Detected
Toluene	660	650 J "J"	2500	2400 J "J"
trans-1,3-Dichloropropene	660	Not Detected	3000	Not Detected
1,1,2-Trichloroethane	660	Not Detected	3600	Not Detected
Tetrachloroethene	660	Not Detected	4500	Not Detected

* Do not use, use 2,2,4-Trimethylpentane results from diluted run."

Air Toxics LTD.
Laboratory Services Since 1989

Client Sample ID: VMP-16-5-021511

Lab ID#: 1102306A-11B

MODIFIED EPA METHOD TO-15 GC/MS

File Name:	**b022316**	**Date of Collection: 2/15/11 4:04:00 PM**	
Dil. Factor:	**132**	**Date of Analysis: 2/23/11 12:51 PM**	

Compound	Rpt. Limit (ppbv)	Amount (ppbv)	Rpt. Limit (ug/m3)	Amount (ug/m3)
2-Hexanone	2600	Not Detected	11000	Not Detected
Dibromochloromethane	660	Not Detected	5600	Not Detected
1,2-Dibromoethane (EDB)	660	Not Detected	5100	Not Detected
Chlorobenzene	660	Not Detected	3000	Not Detected
Ethyl Benzene	660	Not Detected	2900	Not Detected
m,p-Xylene	660	230 J "J"	2900	980 J "J"
o-Xylene	660	Not Detected	2900	Not Detected
Styrene	660	Not Detected	2800	Not Detected
Bromoform	660	Not Detected	6800	Not Detected
Cumene	660	Not Detected	3200	Not Detected
1,1,2,2-Tetrachloroethane	660	Not Detected	4500	Not Detected
Propylbenzene	660	290 J "J"	3200	1400 J "J"
4-Ethyltoluene	660	Not Detected	3200	Not Detected
1,3,5-Trimethylbenzene	660	Not Detected	3200	Not Detected
1,2,4-Trimethylbenzene	660	Not Detected	3200	Not Detected
1,3-Dichlorobenzene	660	Not Detected	4000	Not Detected
1,4-Dichlorobenzene	660	Not Detected	4000	Not Detected
alpha-Chlorotoluene	660	Not Detected	3400	Not Detected
1,2-Dichlorobenzene	660	Not Detected	4000	Not Detected
1,2,4-Trichlorobenzene	2600	Not Detected	20000	Not Detected
Hexachlorobutadiene	2600	Not Detected	28000	Not Detected

E = Exceeds instrument calibration range.
J = Estimated value.
Q = Exceeds Quality Control limits of 70% to 130%, due to matrix effects.
Container Type: 1 Liter Summa Canister

Surrogates	%Recovery	Method Limits
1,2-Dichloroethane-d4	131 Q	70-130
Toluene-d8	102	70-130
4-Bromofluorobenzene	100	70-130

Air Toxics LTD.
Laboratory Services Since 1989

Client Sample ID: VMP-4-12-021411

Lab ID#: 1102306A-12A

MODIFIED EPA METHOD TO-15 GC/MS

File Name:	**b022319**	**Date of Collection:**	**2/14/11 3:03:00 PM**
Dil. Factor:	**64.8**	**Date of Analysis:**	**2/23/11 02:20 PM**

Compound	Rpt. Limit (ppbv)	Amount (ppbv)	Rpt. Limit (ug/m3)	Amount (ug/m3)
Freon 12	320	Not Detected	1600	Not Detected
Freon 114	320	Not Detected	2300	Not Detected
Chloromethane	1300	Not Detected	2700	Not Detected
Vinyl Chloride	320	Not Detected	830	Not Detected
1,3-Butadiene	320	Not Detected	720	Not Detected
Bromomethane	320	Not Detected	1200	Not Detected
Chloroethane	320	Not Detected	850	Not Detected
Freon 11	320	Not Detected	1800	Not Detected
Ethanol	1300	Not Detected	2400	Not Detected
Freon 113	320	Not Detected	2500	Not Detected
1,1-Dichloroethene	320	Not Detected	1300	Not Detected
Acetone	1300	Not Detected	3100	Not Detected
2-Propanol	1300	Not Detected	3200	Not Detected
Carbon Disulfide	320	Not Detected	1000	Not Detected
3-Chloropropene	1300	Not Detected	4000	Not Detected
Methylene Chloride	320	Not Detected	1100	Not Detected
Methyl tert-butyl ether	320	Not Detected	1200	Not Detected
trans-1,2-Dichloroethene	320	Not Detected	1300	Not Detected
Hexane	320	47000	1100	160000
1,1-Dichloroethane	320	Not Detected	1300	Not Detected
2-Butanone (Methyl Ethyl Ketone)	320	Not Detected	960	Not Detected
cis-1,2-Dichloroethene	320	Not Detected	1300	Not Detected
Tetrahydrofuran	320	Not Detected	960	Not Detected
Chloroform	320	Not Detected	1600	Not Detected
1,1,1-Trichloroethane	320	Not Detected	1800	Not Detected
Cyclohexane	320	80000	1100	280000
Carbon Tetrachloride	320	Not Detected	2000	Not Detected
2,2,4-Trimethylpentane	320	130000	1500	600000
Benzene	320	1600	1000	5200
1,2-Dichloroethane	320	Not Detected	1300	Not Detected
Heptane	320	5900	1300	24000
Trichloroethene	320	Not Detected	1700	Not Detected
1,2-Dichloropropane	320	Not Detected	1500	Not Detected
1,4-Dioxane	1300	Not Detected	4700	Not Detected
Bromodichloromethane	320	Not Detected	2200	Not Detected
cis-1,3-Dichloropropene	320	Not Detected	1500	Not Detected
4-Methyl-2-pentanone	320	Not Detected	1300	Not Detected
Toluene	320	300 J	1200	1100 J
trans-1,3-Dichloropropene	320	Not Detected	1500	Not Detected
1,1,2-Trichloroethane	320	Not Detected	1800	Not Detected
Tetrachloroethene	320	Not Detected	2200	Not Detected

Air Toxics LTD.
Laboratory Services Since 1989

Client Sample ID: VMP-4-12-021411

Lab ID#: 1102306A-12A

MODIFIED EPA METHOD TO-15 GC/MS

File Name:	**b022319**	**Date of Collection:**	**2/14/11 3:03:00 PM**
Dil. Factor:	**64.8**	**Date of Analysis:**	**2/23/11 02:20 PM**

Compound	Rpt. Limit (ppbv)	Amount (ppbv)	Rpt. Limit (ug/m3)	Amount (ug/m3)
2-Hexanone	1300	Not Detected	5300	Not Detected
Dibromochloromethane	320	Not Detected	2800	Not Detected
1,2-Dibromoethane (EDB)	320	Not Detected	2500	Not Detected
Chlorobenzene	320	Not Detected	1500	Not Detected
Ethyl Benzene	320	Not Detected	1400	Not Detected
m,p-Xylene	320	640	1400	2800
o-Xylene	320	170 J	1400	720 J
Styrene	320	Not Detected	1400	Not Detected
Bromoform	320	Not Detected	3300	Not Detected
Cumene	320	Not Detected	1600	Not Detected
1,1,2,2-Tetrachloroethane	320	Not Detected	2200	Not Detected
Propylbenzene	320	Not Detected	1600	Not Detected
4-Ethyltoluene	320	200 J	1600	970 J
1,3,5-Trimethylbenzene	320	110 J	1600	520 J
1,2,4-Trimethylbenzene	320	Not Detected	1600	Not Detected
1,3-Dichlorobenzene	320	Not Detected	1900	Not Detected
1,4-Dichlorobenzene	320	Not Detected	1900	Not Detected
alpha-Chlorotoluene	320	Not Detected	1700	Not Detected
1,2-Dichlorobenzene	320	Not Detected	1900	Not Detected
1,2,4-Trichlorobenzene	1300	Not Detected	9600	Not Detected
Hexachlorobutadiene	1300	Not Detected	14000	Not Detected

J = Estimated value.

Container Type: 1 Liter Summa Canister

Surrogates	%Recovery	Method Limits
1,2-Dichloroethane-d4	116	70-130
Toluene-d8	101	70-130
4-Bromofluorobenzene	100	70-130

Air Toxics LTD.
Laboratory Services Since 1989

Client Sample ID: VMP-22-5-021111

Lab ID#: 1102306A-13A

MODIFIED EPA METHOD TO-15 GC/MS

File Name:	**b022320**	**Date of Collection:**	**2/11/11 10:05:00 AM**
Dil. Factor:	**5.14**	**Date of Analysis:**	**2/23/11 02:43 PM**

Compound	Rpt. Limit (ppbv)	Amount (ppbv)	Rpt. Limit (ug/m3)	Amount (ug/m3)
Freon 12	26	Not Detected	130	Not Detected
Freon 114	26	Not Detected	180	Not Detected
Chloromethane	100	Not Detected	210	Not Detected
Vinyl Chloride	26	Not Detected	66	Not Detected
1,3-Butadiene	26	Not Detected	57	Not Detected
Bromomethane	26	Not Detected	100	Not Detected
Chloroethane	26	Not Detected	68	Not Detected
Freon 11	26	Not Detected	140	Not Detected
Ethanol	100	Not Detected	190	Not Detected
Freon 113	26	Not Detected	200	Not Detected
1,1-Dichloroethene	26	Not Detected	100	Not Detected
Acetone	100	Not Detected	240	Not Detected
2-Propanol	100	Not Detected	250	Not Detected
Carbon Disulfide	26	Not Detected	80	Not Detected
3-Chloropropene	100	Not Detected	320	Not Detected
Methylene Chloride	26	Not Detected	89	Not Detected
Methyl tert-butyl ether	26	Not Detected	93	Not Detected
trans-1,2-Dichloroethene	26	Not Detected	100	Not Detected
Hexane	26	Not Detected	90	Not Detected
1,1-Dichloroethane	26	Not Detected	100	Not Detected
2-Butanone (Methyl Ethyl Ketone)	26	Not Detected	76	Not Detected
cis-1,2-Dichloroethene	26	Not Detected	100	Not Detected
Tetrahydrofuran	26	Not Detected	76	Not Detected
Chloroform	26	Not Detected	120	Not Detected
1,1,1-Trichloroethane	26	Not Detected	140	Not Detected
Cyclohexane	26	Not Detected	88	Not Detected
Carbon Tetrachloride	26	Not Detected	160	Not Detected
2,2,4-Trimethylpentane	26	17000	120	81000
Benzene	26	9.1 J	82	29 J
1,2-Dichloroethane	26	Not Detected	100	Not Detected
Heptane	26	Not Detected	100	Not Detected
Trichloroethene	26	Not Detected	140	Not Detected
1,2-Dichloropropane	26	Not Detected	120	Not Detected
1,4-Dioxane	100	Not Detected	370	Not Detected
Bromodichloromethane	26	Not Detected	170	Not Detected
cis-1,3-Dichloropropene	26	Not Detected	120	Not Detected
4-Methyl-2-pentanone	26	Not Detected	100	Not Detected
Toluene	26	Not Detected	97	Not Detected
trans-1,3-Dichloropropene	26	Not Detected	120	Not Detected
1,1,2-Trichloroethane	26	Not Detected	140	Not Detected
Tetrachloroethene	26	Not Detected	170	Not Detected

Air Toxics LTD.
Laboratory Services Since 1989

Client Sample ID: VMP-22-5-021111

Lab ID#: 1102306A-13A

MODIFIED EPA METHOD TO-15 GC/MS

File Name:	**b022320**	**Date of Collection:**	**2/11/11 10:05:00 AM**
Dil. Factor:	**5.14**	**Date of Analysis:**	**2/23/11 02:43 PM**

Compound	Rpt. Limit (ppbv)	Amount (ppbv)	Rpt. Limit (ug/m3)	Amount (ug/m3)
2-Hexanone	100	Not Detected	420	Not Detected
Dibromochloromethane	26	Not Detected	220	Not Detected
1,2-Dibromoethane (EDB)	26	Not Detected	200	Not Detected
Chlorobenzene	26	Not Detected	120	Not Detected
Ethyl Benzene	26	Not Detected	110	Not Detected
m,p-Xylene	26	Not Detected	110	Not Detected
o-Xylene	26	Not Detected	110	Not Detected
Styrene	26	Not Detected	110	Not Detected
Bromoform	26	Not Detected	260	Not Detected
Cumene	26	Not Detected	130	Not Detected
1,1,2,2-Tetrachloroethane	26	Not Detected	180	Not Detected
Propylbenzene	26	Not Detected	130	Not Detected
4-Ethyltoluene	26	Not Detected	130	Not Detected
1,3,5-Trimethylbenzene	26	Not Detected	130	Not Detected
1,2,4-Trimethylbenzene	26	Not Detected	130	Not Detected
1,3-Dichlorobenzene	26	Not Detected	150	Not Detected
1,4-Dichlorobenzene	26	Not Detected	150	Not Detected
alpha-Chlorotoluene	26	Not Detected	130	Not Detected
1,2-Dichlorobenzene	26	Not Detected	150	Not Detected
1,2,4-Trichlorobenzene	100	Not Detected	760	Not Detected
Hexachlorobutadiene	100	Not Detected	1100	Not Detected

J = Estimated value.

Container Type: 1 Liter Summa Canister

Surrogates	%Recovery	Method Limits
1,2-Dichloroethane-d4	112	70-130
Toluene-d8	101	70-130
4-Bromofluorobenzene	98	70-130

Air Toxics LTD.
Laboratory Services Since 1989

Client Sample ID: VMP-11-29-021411

Lab ID#: 1102306A-14A

MODIFIED EPA METHOD TO-15 GC/MS FULL SCAN

File Name:	**6021757**	**Date of Collection: 2/14/11 9:43:00 AM**	
Dil. Factor:	**2.50**	**Date of Analysis: 2/18/11 12:43 PM**	

Compound	Rpt. Limit (ppbv)	Amount (ppbv)	Rpt. Limit (ug/m3)	Amount (ug/m3)
Freon 12	1.2	0.82 J	6.2	4.1 J
Freon 114	1.2	Not Detected	8.7	Not Detected
Chloromethane	5.0	Not Detected	10	Not Detected
Vinyl Chloride	1.2	Not Detected	3.2	Not Detected
1,3-Butadiene	1.2	Not Detected	2.8	Not Detected
Bromomethane	1.2	Not Detected	4.8	Not Detected
Chloroethane	1.2	Not Detected	3.3	Not Detected
Freon 11	1.2	Not Detected	7.0	Not Detected
Ethanol	5.0	9.5	9.4	18
Freon 113	1.2	Not Detected	9.6	Not Detected
1,1-Dichloroethene	1.2	Not Detected	5.0	Not Detected
Acetone	5.0	4.3 J	12	10 J
2-Propanol	5.0	9.2	12	23
Carbon Disulfide	1.2	Not Detected	3.9	Not Detected
3-Chloropropene	5.0	Not Detected	16	Not Detected
Methylene Chloride	1.2	Not Detected	4.3	Not Detected
Methyl tert-butyl ether	1.2	0.31 J	4.5	1.1 J
trans-1,2-Dichloroethene	1.2	Not Detected	5.0	Not Detected
Hexane	1.2	12	4.4	42
1,1-Dichloroethane	1.2	Not Detected	5.0	Not Detected
2-Butanone (Methyl Ethyl Ketone)	1.2	Not Detected	3.7	Not Detected
cis-1,2-Dichloroethene	1.2	Not Detected	5.0	Not Detected
Tetrahydrofuran	1.2	Not Detected	3.7	Not Detected
Chloroform	1.2	1.4	6.1	6.9
1,1,1-Trichloroethane	1.2	Not Detected	6.8	Not Detected
Cyclohexane	1.2	9.4	4.3	32
Carbon Tetrachloride	1.2	Not Detected	7.9	Not Detected
2,2,4-Trimethylpentane	1.2	40	5.8	190
Benzene	1.2	1.3	4.0	4.2
1,2-Dichloroethane	1.2	Not Detected	5.0	Not Detected
Heptane	1.2	1.5	5.1	6.2
Trichloroethene	1.2	0.51 J	6.7	2.8 J
1,2-Dichloropropane	1.2	Not Detected	5.8	Not Detected
1,4-Dioxane	5.0	Not Detected	18	Not Detected
Bromodichloromethane	1.2	Not Detected	8.4	Not Detected
cis-1,3-Dichloropropene	1.2	Not Detected	5.7	Not Detected
4-Methyl-2-pentanone	1.2	0.32 J	5.1	1.3 J
Toluene	1.2	0.72 J	4.7	2.7 J
trans-1,3-Dichloropropene	1.2	Not Detected	5.7	Not Detected
1,1,2-Trichloroethane	1.2	Not Detected	6.8	Not Detected
Tetrachloroethene	1.2	0.20 J	8.5	1.4 J

Air Toxics LTD.
Laboratory Services Since 1989

Client Sample ID: VMP-11-29-021411

Lab ID#: 1102306A-14A

MODIFIED EPA METHOD TO-15 GC/MS FULL SCAN

File Name:	**6021757**	**Date of Collection: 2/14/11 9:43:00 AM**	
Dil. Factor:	**2.50**	**Date of Analysis: 2/18/11 12:43 PM**	

Compound	Rpt. Limit (ppbv)	Amount (ppbv)	Rpt. Limit (ug/m3)	Amount (ug/m3)
2-Hexanone	5.0	Not Detected	20	Not Detected
Dibromochloromethane	1.2	Not Detected	11	Not Detected
1,2-Dibromoethane (EDB)	1.2	Not Detected	9.6	Not Detected
Chlorobenzene	1.2	Not Detected	5.8	Not Detected
Ethyl Benzene	1.2	0.36 J	5.4	1.5 J
m,p-Xylene	1.2	0.99 J	5.4	4.3 J
o-Xylene	1.2	0.36 J	5.4	1.6 J
Styrene	1.2	Not Detected	5.3	Not Detected
Bromoform	1.2	Not Detected	13	Not Detected
Cumene	1.2	Not Detected	6.1	Not Detected
1,1,2,2-Tetrachloroethane	1.2	Not Detected	8.6	Not Detected
Propylbenzene	1.2	Not Detected	6.1	Not Detected
4-Ethyltoluene	1.2	~~0.40 J~~ "U"	6.1	~~1.9 J~~ "U"
1,3,5-Trimethylbenzene	1.2	Not Detected	6.1	Not Detected
1,2,4-Trimethylbenzene	1.2	~~0.30 J~~ "U"	6.1	~~1.4 J~~ "U"
1,3-Dichlorobenzene	1.2	Not Detected	7.5	Not Detected
1,4-Dichlorobenzene	1.2	Not Detected	7.5	Not Detected
alpha-Chlorotoluene	1.2	Not Detected	6.5	Not Detected
1,2-Dichlorobenzene	1.2	Not Detected	7.5	Not Detected
1,2,4-Trichlorobenzene	5.0	Not Detected	37	Not Detected
Hexachlorobutadiene	5.0	Not Detected	53	Not Detected

J = Estimated value.

Container Type: 1 Liter Summa Canister

Surrogates	%Recovery	Method Limits
Toluene-d8	96	70-130
1,2-Dichloroethane-d4	104	70-130
4-Bromofluorobenzene	94	70-130

Air Toxics LTD.
Laboratory Services Since 1989

Client Sample ID: VMP-22-10-021111

Lab ID#: 1102306A-15A

MODIFIED EPA METHOD TO-15 GC/MS

File Name:	**b022310**	**Date of Collection:**	**2/11/11 11:17:00 AM**
Dil. Factor:	**2.44**	**Date of Analysis:**	**2/23/11 10:00 AM**

Compound	Rpt. Limit (ppbv)	Amount (ppbv)	Rpt. Limit (ug/m3)	Amount (ug/m3)
Freon 12	12	Not Detected	60	Not Detected
Freon 114	12	Not Detected	85	Not Detected
Chloromethane	49	Not Detected	100	Not Detected
Vinyl Chloride	12	Not Detected	31	Not Detected
1,3-Butadiene	12	Not Detected	27	Not Detected
Bromomethane	12	Not Detected	47	Not Detected
Chloroethane	12	Not Detected	32	Not Detected
Freon 11	12	Not Detected	68	Not Detected
Ethanol	49	Not Detected	92	Not Detected
Freon 113	12	Not Detected	94	Not Detected
1,1-Dichloroethene	12	Not Detected	48	Not Detected
Acetone	49	Not Detected	120	Not Detected
2-Propanol	49	Not Detected	120	Not Detected
Carbon Disulfide	12	Not Detected	38	Not Detected
3-Chloropropene	49	Not Detected	150	Not Detected
Methylene Chloride	12	Not Detected	42	Not Detected
Methyl tert-butyl ether	12	Not Detected	44	Not Detected
trans-1,2-Dichloroethene	12	Not Detected	48	Not Detected
Hexane	12	24	43	84
1,1-Dichloroethane	12	Not Detected	49	Not Detected
2-Butanone (Methyl Ethyl Ketone)	12	Not Detected	36	Not Detected
cis-1,2-Dichloroethene	12	Not Detected	48	Not Detected
Tetrahydrofuran	12	Not Detected	36	Not Detected
Chloroform	12	Not Detected	60	Not Detected
1,1,1-Trichloroethane	12	Not Detected	66	Not Detected
Cyclohexane	12	55	42	190
Carbon Tetrachloride	12	Not Detected	77	Not Detected
2,2,4-Trimethylpentane	12	5300	57	25000
Benzene	12	6.5 J	39	21 J
1,2-Dichloroethane	12	Not Detected	49	Not Detected
Heptane	12	Not Detected	50	Not Detected
Trichloroethene	12	Not Detected	66	Not Detected
1,2-Dichloropropane	12	Not Detected	56	Not Detected
1,4-Dioxane	49	Not Detected	180	Not Detected
Bromodichloromethane	12	Not Detected	82	Not Detected
cis-1,3-Dichloropropene	12	Not Detected	55	Not Detected
4-Methyl-2-pentanone	12	Not Detected	50	Not Detected
Toluene	12	Not Detected	46	Not Detected
trans-1,3-Dichloropropene	12	Not Detected	55	Not Detected
1,1,2-Trichloroethane	12	Not Detected	66	Not Detected
Tetrachloroethene	12	Not Detected	83	Not Detected

Air Toxics LTD.
Laboratory Services Since 1989

Client Sample ID: VMP-22-10-021111

Lab ID#: 1102306A-15A

MODIFIED EPA METHOD TO-15 GC/MS

File Name:	**b022310**	**Date of Collection:**	**2/11/11 11:17:00 AM**
Dil. Factor:	**2.44**	**Date of Analysis:**	**2/23/11 10:00 AM**

Compound	Rpt. Limit (ppbv)	Amount (ppbv)	Rpt. Limit (ug/m3)	Amount (ug/m3)
2-Hexanone	49	Not Detected	200	Not Detected
Dibromochloromethane	12	Not Detected	100	Not Detected
1,2-Dibromoethane (EDB)	12	Not Detected	94	Not Detected
Chlorobenzene	12	Not Detected	56	Not Detected
Ethyl Benzene	12	Not Detected	53	Not Detected
m,p-Xylene	12	Not Detected	53	Not Detected
o-Xylene	12	Not Detected	53	Not Detected
Styrene	12	Not Detected	52	Not Detected
Bromoform	12	Not Detected	130	Not Detected
Cumene	12	Not Detected	60	Not Detected
1,1,2,2-Tetrachloroethane	12	Not Detected	84	Not Detected
Propylbenzene	12	Not Detected	60	Not Detected
4-Ethyltoluene	12	Not Detected	60	Not Detected
1,3,5-Trimethylbenzene	12	Not Detected	60	Not Detected
1,2,4-Trimethylbenzene	12	Not Detected	60	Not Detected
1,3-Dichlorobenzene	12	Not Detected	73	Not Detected
1,4-Dichlorobenzene	12	Not Detected	73	Not Detected
alpha-Chlorotoluene	12	Not Detected	63	Not Detected
1,2-Dichlorobenzene	12	Not Detected	73	Not Detected
1,2,4-Trichlorobenzene	49	Not Detected	360	Not Detected
Hexachlorobutadiene	49	Not Detected	520	Not Detected

J = Estimated value.

Container Type: 1 Liter Summa Canister

Surrogates	%Recovery	Method Limits
1,2-Dichloroethane-d4	108	70-130
Toluene-d8	101	70-130
4-Bromofluorobenzene	104	70-130

Air Toxics LTD.
Laboratory Services Since 1989

Client Sample ID: VMP-22-18-021111

Lab ID#: 1102306A-16A

MODIFIED EPA METHOD TO-15 GC/MS

File Name:	**b022312**	**Date of Collection:**	**2/11/11 12:28:00 PM**
Dil. Factor:	**42.5**	**Date of Analysis:**	**2/23/11 11:04 AM**

Compound	Rpt. Limit (ppbv)	Amount (ppbv)	Rpt. Limit (ug/m3)	Amount (ug/m3)
Freon 12	210	Not Detected	1000	Not Detected
Freon 114	210	Not Detected	1500	Not Detected
Chloromethane	850	Not Detected	1800	Not Detected
Vinyl Chloride	210	Not Detected	540	Not Detected
1,3-Butadiene	210	Not Detected	470	Not Detected
Bromomethane	210	Not Detected	820	Not Detected
Chloroethane	210	Not Detected	560	Not Detected
Freon 11	210	Not Detected	1200	Not Detected
Ethanol	850	Not Detected	1600	Not Detected
Freon 113	210	Not Detected	1600	Not Detected
1,1-Dichloroethene	210	Not Detected	840	Not Detected
Acetone	850	Not Detected	2000	Not Detected
2-Propanol	850	Not Detected	2100	Not Detected
Carbon Disulfide	210	Not Detected	660	Not Detected
3-Chloropropene	850	Not Detected	2700	Not Detected
Methylene Chloride	210	Not Detected	740	Not Detected
Methyl tert-butyl ether	210	Not Detected	770	Not Detected
trans-1,2-Dichloroethene	210	Not Detected	840	Not Detected
Hexane	210	4800	750	17000
1,1-Dichloroethane	210	Not Detected	860	Not Detected
2-Butanone (Methyl Ethyl Ketone)	210	Not Detected	630	Not Detected
cis-1,2-Dichloroethene	210	Not Detected	840	Not Detected
Tetrahydrofuran	210	Not Detected	630	Not Detected
Chloroform	210	Not Detected	1000	Not Detected
1,1,1-Trichloroethane	210	Not Detected	1200	Not Detected
Cyclohexane	210	19000	730	65000
Carbon Tetrachloride	210	Not Detected	1300	Not Detected
2,2,4-Trimethylpentane	210	100000	990	480000
Benzene	210	210 J	680	670 J
1,2-Dichloroethane	210	Not Detected	860	Not Detected
Heptane	210	Not Detected	870	Not Detected
Trichloroethene	210	Not Detected	1100	Not Detected
1,2-Dichloropropane	210	Not Detected	980	Not Detected
1,4-Dioxane	850	Not Detected	3100	Not Detected
Bromodichloromethane	210	Not Detected	1400	Not Detected
cis-1,3-Dichloropropene	210	Not Detected	960	Not Detected
4-Methyl-2-pentanone	210	Not Detected	870	Not Detected
Toluene	210	91 J	800	340 J
trans-1,3-Dichloropropene	210	Not Detected	960	Not Detected
1,1,2-Trichloroethane	210	Not Detected	1200	Not Detected
Tetrachloroethene	210	Not Detected	1400	Not Detected

Air Toxics LTD.
Laboratory Services Since 1989

Client Sample ID: VMP-22-18-021111

Lab ID#: 1102306A-16A

MODIFIED EPA METHOD TO-15 GC/MS

File Name:	**b022312**	**Date of Collection:**	**2/11/11 12:28:00 PM**
Dil. Factor:	**42.5**	**Date of Analysis:**	**2/23/11 11:04 AM**

Compound	Rpt. Limit (ppbv)	Amount (ppbv)	Rpt. Limit (ug/m3)	Amount (ug/m3)
2-Hexanone	850	Not Detected	3500	Not Detected
Dibromochloromethane	210	Not Detected	1800	Not Detected
1,2-Dibromoethane (EDB)	210	Not Detected	1600	Not Detected
Chlorobenzene	210	Not Detected	980	Not Detected
Ethyl Benzene	210	Not Detected	920	Not Detected
m,p-Xylene	210	Not Detected	920	Not Detected
o-Xylene	210	Not Detected	920	Not Detected
Styrene	210	Not Detected	900	Not Detected
Bromoform	210	Not Detected	2200	Not Detected
Cumene	210	Not Detected	1000	Not Detected
1,1,2,2-Tetrachloroethane	210	Not Detected	1400	Not Detected
Propylbenzene	210	Not Detected	1000	Not Detected
4-Ethyltoluene	210	Not Detected	1000	Not Detected
1,3,5-Trimethylbenzene	210	Not Detected	1000	Not Detected
1,2,4-Trimethylbenzene	210	Not Detected	1000	Not Detected
1,3-Dichlorobenzene	210	Not Detected	1300	Not Detected
1,4-Dichlorobenzene	210	Not Detected	1300	Not Detected
alpha-Chlorotoluene	210	Not Detected	1100	Not Detected
1,2-Dichlorobenzene	210	Not Detected	1300	Not Detected
1,2,4-Trichlorobenzene	850	Not Detected	6300	Not Detected
Hexachlorobutadiene	850	Not Detected	9100	Not Detected

J = Estimated value.

Container Type: 1 Liter Summa Canister

Surrogates	%Recovery	Method Limits
1,2-Dichloroethane-d4	116	70-130
Toluene-d8	102	70-130
4-Bromofluorobenzene	102	70-130

Air Toxics LTD.
Laboratory Services Since 1989

Client Sample ID: VMP-4-5-021411

Lab ID#: 1102306A-17A

MODIFIED EPA METHOD TO-15 GC/MS

File Name:	**b022313**	**Date of Collection:**	**2/14/11 11:23:00 AM**
Dil. Factor:	**31.5**	**Date of Analysis:**	**2/23/11 11:28 AM**

Compound	Rpt. Limit (ppbv)	Amount (ppbv)	Rpt. Limit (ug/m3)	Amount (ug/m3)
Freon 12	160	Not Detected	780	Not Detected
Freon 114	160	Not Detected	1100	Not Detected
Chloromethane	630	Not Detected	1300	Not Detected
Vinyl Chloride	160	Not Detected	400	Not Detected
1,3-Butadiene	160	Not Detected	350	Not Detected
Bromomethane	160	Not Detected	610	Not Detected
Chloroethane	160	Not Detected	420	Not Detected
Freon 11	160	Not Detected	880	Not Detected
Ethanol	630	Not Detected	1200	Not Detected
Freon 113	160	Not Detected	1200	Not Detected
1,1-Dichloroethene	160	Not Detected	620	Not Detected
Acetone	630	Not Detected	1500	Not Detected
2-Propanol	630	Not Detected	1500	Not Detected
Carbon Disulfide	160	Not Detected	490	Not Detected
3-Chloropropene	630	Not Detected	2000	Not Detected
Methylene Chloride	160	Not Detected	550	Not Detected
Methyl tert-butyl ether	160	Not Detected	570	Not Detected
trans-1,2-Dichloroethene	160	Not Detected	620	Not Detected
Hexane	160	25000	560	88000
1,1-Dichloroethane	160	Not Detected	640	Not Detected
2-Butanone (Methyl Ethyl Ketone)	160	Not Detected	460	Not Detected
cis-1,2-Dichloroethene	160	Not Detected	620	Not Detected
Tetrahydrofuran	160	Not Detected	460	Not Detected
Chloroform	160	Not Detected	770	Not Detected
1,1,1-Trichloroethane	160	Not Detected	860	Not Detected
Cyclohexane	160	35000	540	120000
Carbon Tetrachloride	160	Not Detected	990	Not Detected
2,2,4-Trimethylpentane	160	57000	740	260000
Benzene	160	740	500	2300
1,2-Dichloroethane	160	Not Detected	640	Not Detected
Heptane	160	7400	640	30000
Trichloroethene	160	Not Detected	850	Not Detected
1,2-Dichloropropane	160	Not Detected	730	Not Detected
1,4-Dioxane	630	Not Detected	2300	Not Detected
Bromodichloromethane	160	Not Detected	1000	Not Detected
cis-1,3-Dichloropropene	160	Not Detected	710	Not Detected
4-Methyl-2-pentanone	160	Not Detected	640	Not Detected
Toluene	160	130 J	590	490 J
trans-1,3-Dichloropropene	160	Not Detected	710	Not Detected
1,1,2-Trichloroethane	160	Not Detected	860	Not Detected
Tetrachloroethene	160	Not Detected	1100	Not Detected

Air Toxics LTD.
Laboratory Services Since 1989

Client Sample ID: VMP-4-5-021411

Lab ID#: 1102306A-17A

MODIFIED EPA METHOD TO-15 GC/MS

File Name:	**b022313**	**Date of Collection:**	**2/14/11 11:23:00 AM**
Dil. Factor:	**31.5**	**Date of Analysis:**	**2/23/11 11:28 AM**

Compound	Rpt. Limit (ppbv)	Amount (ppbv)	Rpt. Limit (ug/m3)	Amount (ug/m3)
2-Hexanone	630	Not Detected	2600	Not Detected
Dibromochloromethane	160	Not Detected	1300	Not Detected
1,2-Dibromoethane (EDB)	160	Not Detected	1200	Not Detected
Chlorobenzene	160	Not Detected	720	Not Detected
Ethyl Benzene	160	Not Detected	680	Not Detected
m,p-Xylene	160	100 J	680	450 J
o-Xylene	160	Not Detected	680	Not Detected
Styrene	160	Not Detected	670	Not Detected
Bromoform	160	Not Detected	1600	Not Detected
Cumene	160	Not Detected	770	Not Detected
1,1,2,2-Tetrachloroethane	160	Not Detected	1100	Not Detected
Propylbenzene	160	Not Detected	770	Not Detected
4-Ethyltoluene	160	Not Detected	770	Not Detected
1,3,5-Trimethylbenzene	160	Not Detected	770	Not Detected
1,2,4-Trimethylbenzene	160	Not Detected	770	Not Detected
1,3-Dichlorobenzene	160	Not Detected	950	Not Detected
1,4-Dichlorobenzene	160	Not Detected	950	Not Detected
alpha-Chlorotoluene	160	Not Detected	820	Not Detected
1,2-Dichlorobenzene	160	Not Detected	950	Not Detected
1,2,4-Trichlorobenzene	630	Not Detected	4700	Not Detected
Hexachlorobutadiene	630	Not Detected	6700	Not Detected

J = Estimated value.

Container Type: 1 Liter Summa Canister

Surrogates	%Recovery	Method Limits
1,2-Dichloroethane-d4	116	70-130
Toluene-d8	101	70-130
4-Bromofluorobenzene	100	70-130

* "Use these results only. All other data was reported from the 106 X dilution analysis."

Air TOXICS LTD.
Laboratory Services Since 1989

Client Sample ID: VMP-4-23.5-021411

Lab ID#: 1102306A-18A

MODIFIED EPA METHOD TO-15 GC/MS

File Name:	**b022327**	**Date of Collection:**	**2/14/11 2:03:00 PM**
Dil. Factor:	**761**	**Date of Analysis:**	**2/23/11 06:47 PM**

Compound	Rpt. Limit (ppbv)	Amount (ppbv)	Rpt. Limit (ug/m3)	Amount (ug/m3)
Freon 12	3800	Not Detected	19000	Not Detected
Freon 114	3800	Not Detected	27000	Not Detected
Chloromethane	15000	Not Detected	31000	Not Detected
Vinyl Chloride	3800	Not Detected	9700	Not Detected
1,3-Butadiene	3800	Not Detected	8400	Not Detected
Bromomethane	3800	Not Detected	15000	Not Detected
Chloroethane	3800	Not Detected	10000	Not Detected
Freon 11	3800	Not Detected	21000	Not Detected
Ethanol	15000	Not Detected	29000	Not Detected
Freon 113	3800	Not Detected	29000	Not Detected
1,1-Dichloroethene	3800	Not Detected	15000	Not Detected
Acetone	15000	3200 J	36000	7600 J
2-Propanol	15000	Not Detected	37000	Not Detected
Carbon Disulfide	3800	Not Detected	12000	Not Detected
3-Chloropropene	15000	Not Detected	48000	Not Detected
Methylene Chloride	3800	Not Detected	13000	Not Detected
Methyl tert-butyl ether	3800	Not Detected	14000	Not Detected
trans-1,2-Dichloroethene	3800	Not Detected	15000	Not Detected
* Hexane	3800	3300000	13000	12000000
1,1-Dichloroethane	3800	Not Detected	15000	Not Detected
2-Butanone (Methyl Ethyl Ketone)	3800	Not Detected	11000	Not Detected
cis-1,2-Dichloroethene	3800	Not Detected	15000	Not Detected
Tetrahydrofuran	3800	Not Detected	11000	Not Detected
Chloroform	3800	Not Detected	18000	Not Detected
1,1,1-Trichloroethane	3800	Not Detected	21000	Not Detected
Cyclohexane	3800	550000	13000	1900000
Carbon Tetrachloride	3800	Not Detected	24000	Not Detected
2,2,4-Trimethylpentane	3800	590000	18000	2800000
Benzene	3800	140000	12000	450000
1,2-Dichloroethane	3800	Not Detected	15000	Not Detected
Heptane	3800	470000	16000	1900000
Trichloroethene	3800	Not Detected	20000	Not Detected
1,2-Dichloropropane	3800	Not Detected	18000	Not Detected
1,4-Dioxane	15000	Not Detected	55000	Not Detected
Bromodichloromethane	3800	Not Detected	25000	Not Detected
cis-1,3-Dichloropropene	3800	Not Detected	17000	Not Detected
4-Methyl-2-pentanone	3800	Not Detected	16000	Not Detected
Toluene	3800	170000	14000	650000
trans-1,3-Dichloropropene	3800	Not Detected	17000	Not Detected
1,1,2-Trichloroethane	3800	Not Detected	21000	Not Detected
Tetrachloroethene	3800	Not Detected	26000	Not Detected

Air Toxics LTD.
Laboratory Services Since 1989

Client Sample ID: VMP-4-23.5-021411

Lab ID#: 1102306A-18A

MODIFIED EPA METHOD TO-15 GC/MS

File Name:	**b022327**	**Date of Collection: 2/14/11 2:03:00 PM**	
Dil. Factor:	**761**	**Date of Analysis: 2/23/11 06:47 PM**	

Compound	Rpt. Limit (ppbv)	Amount (ppbv)	Rpt. Limit (ug/m3)	Amount (ug/m3)
2-Hexanone	15000	Not Detected	62000	Not Detected
Dibromochloromethane	3800	Not Detected	32000	Not Detected
1,2-Dibromoethane (EDB)	3800	Not Detected	29000	Not Detected
Chlorobenzene	3800	Not Detected	18000	Not Detected
Ethyl Benzene	3800	24000	16000	110000
m,p-Xylene	3800	36000	16000	160000
o-Xylene	3800	8200	16000	36000
Styrene	3800	Not Detected	16000	Not Detected
Bromoform	3800	Not Detected	39000	Not Detected
Cumene	3800	Not Detected	19000	Not Detected
1,1,2,2-Tetrachloroethane	3800	Not Detected	26000	Not Detected
Propylbenzene	3800	Not Detected	19000	Not Detected
4-Ethyltoluene	3800	Not Detected	19000	Not Detected
1,3,5-Trimethylbenzene	3800	Not Detected	19000	Not Detected
1,2,4-Trimethylbenzene	3800	Not Detected	19000	Not Detected
1,3-Dichlorobenzene	3800	Not Detected	23000	Not Detected
1,4-Dichlorobenzene	3800	Not Detected	23000	Not Detected
alpha-Chlorotoluene	3800	Not Detected	20000	Not Detected
1,2-Dichlorobenzene	3800	Not Detected	23000	Not Detected
1,2,4-Trichlorobenzene	15000	Not Detected	110000	Not Detected
Hexachlorobutadiene	15000	Not Detected	160000	Not Detected

J = Estimated value.

Container Type: 1 Liter Summa Canister

Surrogates	%Recovery	Method Limits
1,2-Dichloroethane-d4	110	70-130
Toluene-d8	98	70-130
4-Bromofluorobenzene	102	70-130

* "Do not use this data. Use all other data."

Air Toxics LTD.
Laboratory Services Since 1989

Client Sample ID: VMP-4-23.5-021411

Lab ID#: 1102306A-18B

MODIFIED EPA METHOD TO-15 GC/MS

File Name:	**b022314**	**Date of Collection:**	**2/14/11 2:03:00 PM**
Dil. Factor:	**106**	**Date of Analysis:**	**2/23/11 11:56 AM**

Compound	Rpt. Limit (ppbv)	Amount (ppbv)	Rpt. Limit (ug/m3)	Amount (ug/m3)
Freon 12	530	Not Detected	2600	Not Detected
Freon 114	530	Not Detected	3700	Not Detected
Chloromethane	2100	Not Detected	4400	Not Detected
Vinyl Chloride	530	Not Detected	1400	Not Detected
1,3-Butadiene	530	Not Detected	1200	Not Detected
Bromomethane	530	Not Detected	2000	Not Detected
Chloroethane	530	Not Detected	1400	Not Detected
Freon 11	530	Not Detected	3000	Not Detected
Ethanol	2100	Not Detected	4000	Not Detected
Freon 113	530	Not Detected	4100	Not Detected
1,1-Dichloroethene	530	Not Detected	2100	Not Detected
Acetone	2100	Not Detected	5000	Not Detected
2-Propanol	2100	Not Detected	5200	Not Detected
Carbon Disulfide	530	Not Detected	1600	Not Detected
3-Chloropropene	2100	Not Detected	6600	Not Detected
Methylene Chloride	530	Not Detected	1800	Not Detected
Methyl tert-butyl ether	530	Not Detected	1900	Not Detected
trans-1,2-Dichloroethene	530	Not Detected	2100	Not Detected
* Hexane	530	~~2500000 E~~	1900	~~8900000 E~~
1,1-Dichloroethane	530	Not Detected	2100	Not Detected
2-Butanone (Methyl Ethyl Ketone)	530	Not Detected	1600	Not Detected
cis-1,2-Dichloroethene	530	Not Detected	2100	Not Detected
Tetrahydrofuran	530	Not Detected	1600	Not Detected
Chloroform	530	Not Detected	2600	Not Detected
1,1,1-Trichloroethane	530	Not Detected	2900	Not Detected
Cyclohexane	530	500000 "J"	1800	1700000 "J"
Carbon Tetrachloride	530	Not Detected	3300	Not Detected
2,2,4-Trimethylpentane	530	510000 "J"	2500	2400000 "J"
Benzene	530	110000 "J"	1700	340000 "J"
1,2-Dichloroethane	530	Not Detected	2100	Not Detected
Heptane	530	420000 "J"	2200	1700000 "J"
Trichloroethene	530	Not Detected	2800	Not Detected
1,2-Dichloropropane	530	Not Detected	2400	Not Detected
1,4-Dioxane	2100	Not Detected	7600	Not Detected
Bromodichloromethane	530	Not Detected	3600	Not Detected
cis-1,3-Dichloropropene	530	Not Detected	2400	Not Detected
4-Methyl-2-pentanone	530	Not Detected	2200	Not Detected
Toluene	530	160000 "J"	2000	600000 "J"
trans-1,3-Dichloropropene	530	Not Detected	2400	Not Detected
1,1,2-Trichloroethane	530	Not Detected	2900	Not Detected
Tetrachloroethene	530	Not Detected	3600	Not Detected

* Hexane results reported on page 57."

Air Toxics LTD.
Laboratory Services Since 1989

Client Sample ID: VMP-4-23.5-021411

Lab ID#: 1102306A-18B

MODIFIED EPA METHOD TO-15 GC/MS

File Name:	**b022314**	**Date of Collection: 2/14/11 2:03:00 PM**	
Dil. Factor:	**106**	**Date of Analysis: 2/23/11 11:56 AM**	

Compound	Rpt. Limit (ppbv)	Amount (ppbv)	Rpt. Limit (ug/m3)	Amount (ug/m3)
2-Hexanone	2100	Not Detected	8700	Not Detected
Dibromochloromethane	530	Not Detected	4500	Not Detected
1,2-Dibromoethane (EDB)	530	Not Detected	4100	Not Detected
Chlorobenzene	530	Not Detected	2400	Not Detected
Ethyl Benzene	530	21000 J	2300	93000 J
m,p-Xylene	530	30000 J	2300	130000 J
o-Xylene	530	6900 J	2300	30000 J
Styrene	530	Not Detected	2200	Not Detected
Bromoform	530	Not Detected	5500	Not Detected
Cumene	530	Not Detected	2600	Not Detected
1,1,2,2-Tetrachloroethane	530	Not Detected	3600	Not Detected
Propylbenzene	530	Not Detected	2600	Not Detected
4-Ethyltoluene	530	240 J	2600	1200 J
1,3,5-Trimethylbenzene	530	Not Detected	2600	Not Detected
1,2,4-Trimethylbenzene	530	Not Detected	2600	Not Detected
1,3-Dichlorobenzene	530	Not Detected	3200	Not Detected
1,4-Dichlorobenzene	530	Not Detected	3200	Not Detected
alpha-Chlorotoluene	530	Not Detected	2700	Not Detected
1,2-Dichlorobenzene	530	Not Detected	3200	Not Detected
1,2,4-Trichlorobenzene	2100	Not Detected	16000	Not Detected
Hexachlorobutadiene	2100	Not Detected	23000	Not Detected

E = Exceeds instrument calibration range.
J = Estimated value.
Q = Exceeds Quality Control limits of 70% to 130%, due to matrix effects.
Container Type: 1 Liter Summa Canister

Surrogates	%Recovery	Method Limits
1,2-Dichloroethane-d4	154 Q	70-130
Toluene-d8	105	70-130
4-Bromofluorobenzene	102	70-130

Air Toxics LTD.
Laboratory Services Since 1989

Client Sample ID: VMP-23-5-021511

Lab ID#: 1102306A-19A

MODIFIED EPA METHOD TO-15 GC/MS FULL SCAN

File Name:	**6022120**	**Date of Collection:**	**2/15/11 10:12:00 AM**
Dil. Factor:	**2.64**	**Date of Analysis:**	**2/21/11 10:00 PM**

Compound	Rpt. Limit (ppbv)	Amount (ppbv)	Rpt. Limit (ug/m3)	Amount (ug/m3)
Freon 12	1.3	0.42 J	6.5	2.1 J
Freon 114	1.3	Not Detected	9.2	Not Detected
Chloromethane	5.3	Not Detected	11	Not Detected
Vinyl Chloride	1.3	Not Detected	3.4	Not Detected
1,3-Butadiene	1.3	Not Detected	2.9	Not Detected
Bromomethane	1.3	Not Detected	5.1	Not Detected
Chloroethane	1.3	Not Detected	3.5	Not Detected
Freon 11	1.3	0.20 J	7.4	1.1 J
Ethanol	5.3	7.2	9.9	14
Freon 113	1.3	Not Detected	10	Not Detected
1,1-Dichloroethene	1.3	Not Detected	5.2	Not Detected
Acetone	5.3	4.2 J	12	10 J
2-Propanol	5.3	1.3 J	13	3.3 J
Carbon Disulfide	1.3	~~0.46 J~~ "U"	4.1	~~1.4 J~~ "U"
3-Chloropropene	5.3	Not Detected	16	Not Detected
Methylene Chloride	1.3	Not Detected	4.6	Not Detected
Methyl tert-butyl ether	1.3	Not Detected	4.8	Not Detected
trans-1,2-Dichloroethene	1.3	Not Detected	5.2	Not Detected
Hexane	1.3	2.5	4.6	8.7
1,1-Dichloroethane	1.3	Not Detected	5.3	Not Detected
2-Butanone (Methyl Ethyl Ketone)	1.3	0.41 J	3.9	1.2 J
cis-1,2-Dichloroethene	1.3	Not Detected	5.2	Not Detected
Tetrahydrofuran	1.3	Not Detected	3.9	Not Detected
Chloroform	1.3	0.26 J	6.4	1.3 J
1,1,1-Trichloroethane	1.3	Not Detected	7.2	Not Detected
Cyclohexane	1.3	1.6	4.5	5.4
Carbon Tetrachloride	1.3	Not Detected	8.3	Not Detected
2,2,4-Trimethylpentane	1.3	1.8	6.2	8.5
Benzene	1.3	7.1	4.2	23
1,2-Dichloroethane	1.3	Not Detected	5.3	Not Detected
Heptane	1.3	1.2 J	5.4	4.9 J
Trichloroethene	1.3	0.38 J	7.1	2.0 J
1,2-Dichloropropane	1.3	Not Detected	6.1	Not Detected
1,4-Dioxane	5.3	Not Detected	19	Not Detected
Bromodichloromethane	1.3	Not Detected	8.8	Not Detected
cis-1,3-Dichloropropene	1.3	Not Detected	6.0	Not Detected
4-Methyl-2-pentanone	1.3	Not Detected	5.4	Not Detected
Toluene	1.3	3.4	5.0	13
trans-1,3-Dichloropropene	1.3	Not Detected	6.0	Not Detected
1,1,2-Trichloroethane	1.3	Not Detected	7.2	Not Detected
Tetrachloroethene	1.3	Not Detected	9.0	Not Detected

Air Toxics LTD.
Laboratory Services Since 1989

Client Sample ID: VMP-23-5-021511

Lab ID#: 1102306A-19A

MODIFIED EPA METHOD TO-15 GC/MS FULL SCAN

File Name:	**6022120**	**Date of Collection: 2/15/11 10:12:00 AM**	
Dil. Factor:	**2.64**	**Date of Analysis: 2/21/11 10:00 PM**	

Compound	Rpt. Limit (ppbv)	Amount (ppbv)	Rpt. Limit (ug/m3)	Amount (ug/m3)
2-Hexanone	5.3	Not Detected	22	Not Detected
Dibromochloromethane	1.3	Not Detected	11	Not Detected
1,2-Dibromoethane (EDB)	1.3	Not Detected	10	Not Detected
Chlorobenzene	1.3	Not Detected	6.1	Not Detected
Ethyl Benzene	1.3	0.69 J	5.7	3.0 J
m,p-Xylene	1.3	1.1 J	5.7	4.6 J
o-Xylene	1.3	0.31 J	5.7	1.3 J
Styrene	1.3	Not Detected	5.6	Not Detected
Bromoform	1.3	Not Detected	14	Not Detected
Cumene	1.3	Not Detected	6.5	Not Detected
1,1,2,2-Tetrachloroethane	1.3	Not Detected	9.1	Not Detected
Propylbenzene	1.3	Not Detected	6.5	Not Detected
4-Ethyltoluene	1.3	Not Detected	6.5	Not Detected
1,3,5-Trimethylbenzene	1.3	Not Detected	6.5	Not Detected
1,2,4-Trimethylbenzene	1.3	Not Detected	6.5	Not Detected
1,3-Dichlorobenzene	1.3	Not Detected	7.9	Not Detected
1,4-Dichlorobenzene	1.3	~~0.23 J~~ "U"	7.9	~~1.4 J~~ "U"
alpha-Chlorotoluene	1.3	Not Detected	6.8	Not Detected
1,2-Dichlorobenzene	1.3	Not Detected	7.9	Not Detected
1,2,4-Trichlorobenzene	5.3	Not Detected	39	Not Detected
Hexachlorobutadiene	5.3	Not Detected	56	Not Detected

J = Estimated value.

Container Type: 1 Liter Summa Canister

Surrogates	%Recovery	Method Limits
Toluene-d8	103	70-130
1,2-Dichloroethane-d4	100	70-130
4-Bromofluorobenzene	99	70-130

Air Toxics LTD.
Laboratory Services Since 1989

Client Sample ID: VMP-10-10-021111

Lab ID#: 1102306A-20A

MODIFIED EPA METHOD TO-15 GC/MS FULL SCAN

File Name:	**6022118**	**Date of Collection:**	**2/11/11 9:48:00 AM**
Dil. Factor:	**2.02**	**Date of Analysis:**	**2/21/11 06:11 PM**

Compound	Rpt. Limit (ppbv)	Amount (ppbv)	Rpt. Limit (ug/m3)	Amount (ug/m3)
Freon 12	1.0	0.30 J	5.0	1.5 J
Freon 114	1.0	Not Detected	7.1	Not Detected
Chloromethane	4.0	Not Detected	8.3	Not Detected
Vinyl Chloride	1.0	Not Detected	2.6	Not Detected
1,3-Butadiene	1.0	Not Detected	2.2	Not Detected
Bromomethane	1.0	Not Detected	3.9	Not Detected
Chloroethane	1.0	Not Detected	2.7	Not Detected
Freon 11	1.0	0.11 J	5.7	0.63 J
Ethanol	4.0	55	7.6	100
Freon 113	1.0	Not Detected	7.7	Not Detected
1,1-Dichloroethene	1.0	Not Detected	4.0	Not Detected
Acetone	4.0	4.6	9.6	11
2-Propanol	4.0	45	9.9	110
Carbon Disulfide	1.0	Not Detected	3.1	Not Detected
3-Chloropropene	4.0	Not Detected	13	Not Detected
Methylene Chloride	1.0	Not Detected	3.5	Not Detected
Methyl tert-butyl ether	1.0	Not Detected	3.6	Not Detected
trans-1,2-Dichloroethene	1.0	Not Detected	4.0	Not Detected
Hexane	1.0	1.4	3.6	4.9
1,1-Dichloroethane	1.0	Not Detected	4.1	Not Detected
2-Butanone (Methyl Ethyl Ketone)	1.0	2.7	3.0	8.1
cis-1,2-Dichloroethene	1.0	Not Detected	4.0	Not Detected
Tetrahydrofuran	1.0	0.79 J	3.0	2.3 J
Chloroform	1.0	Not Detected	4.9	Not Detected
1,1,1-Trichloroethane	1.0	Not Detected	5.5	Not Detected
Cyclohexane	1.0	0.99 J	3.5	3.4 J
Carbon Tetrachloride	1.0	Not Detected	6.4	Not Detected
2,2,4-Trimethylpentane	1.0	3.8	4.7	18
Benzene	1.0	0.36 J	3.2	1.1 J
1,2-Dichloroethane	1.0	Not Detected	4.1	Not Detected
Heptane	1.0	1.5	4.1	6.0
Trichloroethene	1.0	0.38 J	5.4	2.0 J
1,2-Dichloropropane	1.0	Not Detected	4.7	Not Detected
1,4-Dioxane	4.0	Not Detected	14	Not Detected
Bromodichloromethane	1.0	Not Detected	6.8	Not Detected
cis-1,3-Dichloropropene	1.0	Not Detected	4.6	Not Detected
4-Methyl-2-pentanone	1.0	Not Detected	4.1	Not Detected
Toluene	1.0	0.92 J	3.8	3.5 J
trans-1,3-Dichloropropene	1.0	Not Detected	4.6	Not Detected
1,1,2-Trichloroethane	1.0	Not Detected	5.5	Not Detected
Tetrachloroethene	1.0	0.12 J	6.8	0.83 J

Air Toxics LTD.
Laboratory Services Since 1989

Client Sample ID: VMP-10-10-021111

Lab ID#: 1102306A-20A

MODIFIED EPA METHOD TO-15 GC/MS FULL SCAN

File Name:	**6022118**	**Date of Collection:**	**2/11/11 9:48:00 AM**
Dil. Factor:	**2.02**	**Date of Analysis:**	**2/21/11 06:11 PM**

Compound	Rpt. Limit (ppbv)	Amount (ppbv)	Rpt. Limit (ug/m3)	Amount (ug/m3)
2-Hexanone	4.0	Not Detected	16	Not Detected
Dibromochloromethane	1.0	Not Detected	8.6	Not Detected
1,2-Dibromoethane (EDB)	1.0	Not Detected	7.8	Not Detected
Chlorobenzene	1.0	Not Detected	4.6	Not Detected
Ethyl Benzene	1.0	0.40 J	4.4	1.7 J
m,p-Xylene	1.0	0.79 J	4.4	3.4 J
o-Xylene	1.0	0.26 J	4.4	1.1 J
Styrene	1.0	Not Detected	4.3	Not Detected
Bromoform	1.0	Not Detected	10	Not Detected
Cumene	1.0	Not Detected	5.0	Not Detected
1,1,2,2-Tetrachloroethane	1.0	Not Detected	6.9	Not Detected
Propylbenzene	1.0	~~0.12 J~~ "U"	5.0	~~0.58 J~~ "U"
4-Ethyltoluene	1.0	~~0.25 J~~ "U"	5.0	~~1.2 J~~ "U"
1,3,5-Trimethylbenzene	1.0	Not Detected	5.0	Not Detected
1,2,4-Trimethylbenzene	1.0	~~0.22 J~~ "U"	5.0	~~1.1 J~~ "U"
1,3-Dichlorobenzene	1.0	Not Detected	6.1	Not Detected
1,4-Dichlorobenzene	1.0	~~0.18 J~~ "U"	6.1	~~1.1 J~~ "U"
alpha-Chlorotoluene	1.0	Not Detected	5.2	Not Detected
1,2-Dichlorobenzene	1.0	Not Detected	6.1	Not Detected
1,2,4-Trichlorobenzene	4.0	Not Detected	30	Not Detected
Hexachlorobutadiene	4.0	Not Detected	43	Not Detected

J = Estimated value.

Container Type: 1 Liter Summa Canister

Surrogates	%Recovery	Method Limits
Toluene-d8	98	70-130
1,2-Dichloroethane-d4	98	70-130
4-Bromofluorobenzene	102	70-130

Air Toxics LTD.
Laboratory Services Since 1989

Client Sample ID: Lab Blank

Lab ID#: 1102306A-21A

MODIFIED EPA METHOD TO-15 GC/MS FULL SCAN

File Name:	**6021737a**	**Date of Collection: NA**	
Dil. Factor:	**1.00**	**Date of Analysis: 2/17/11 09:41 PM**	

Compound	Rpt. Limit (ppbv)	Amount (ppbv)	Rpt. Limit (ug/m3)	Amount (ug/m3)
Freon 12	0.50	Not Detected	2.5	Not Detected
Freon 114	0.50	Not Detected	3.5	Not Detected
Chloromethane	2.0	Not Detected	4.1	Not Detected
Vinyl Chloride	0.50	Not Detected	1.3	Not Detected
1,3-Butadiene	0.50	Not Detected	1.1	Not Detected
Bromomethane	0.50	Not Detected	1.9	Not Detected
Chloroethane	0.50	Not Detected	1.3	Not Detected
Freon 11	0.50	Not Detected	2.8	Not Detected
Ethanol	2.0	Not Detected	3.8	Not Detected
Freon 113	0.50	Not Detected	3.8	Not Detected
1,1-Dichloroethene	0.50	Not Detected	2.0	Not Detected
Acetone	2.0	Not Detected	4.8	Not Detected
2-Propanol	2.0	Not Detected	4.9	Not Detected
Carbon Disulfide	0.50	0.094 J	1.6	0.29 J
3-Chloropropene	2.0	Not Detected	6.3	Not Detected
Methylene Chloride	0.50	Not Detected	1.7	Not Detected
Methyl tert-butyl ether	0.50	Not Detected	1.8	Not Detected
trans-1,2-Dichloroethene	0.50	Not Detected	2.0	Not Detected
Hexane	0.50	Not Detected	1.8	Not Detected
1,1-Dichloroethane	0.50	Not Detected	2.0	Not Detected
2-Butanone (Methyl Ethyl Ketone)	0.50	Not Detected	1.5	Not Detected
cis-1,2-Dichloroethene	0.50	Not Detected	2.0	Not Detected
Tetrahydrofuran	0.50	Not Detected	1.5	Not Detected
Chloroform	0.50	Not Detected	2.4	Not Detected
1,1,1-Trichloroethane	0.50	Not Detected	2.7	Not Detected
Cyclohexane	0.50	Not Detected	1.7	Not Detected
Carbon Tetrachloride	0.50	Not Detected	3.1	Not Detected
2,2,4-Trimethylpentane	0.50	Not Detected	2.3	Not Detected
Benzene	0.50	Not Detected	1.6	Not Detected
1,2-Dichloroethane	0.50	Not Detected	2.0	Not Detected
Heptane	0.50	Not Detected	2.0	Not Detected
Trichloroethene	0.50	Not Detected	2.7	Not Detected
1,2-Dichloropropane	0.50	Not Detected	2.3	Not Detected
1,4-Dioxane	2.0	Not Detected	7.2	Not Detected
Bromodichloromethane	0.50	Not Detected	3.4	Not Detected
cis-1,3-Dichloropropene	0.50	Not Detected	2.3	Not Detected
4-Methyl-2-pentanone	0.50	Not Detected	2.0	Not Detected
Toluene	0.50	Not Detected	1.9	Not Detected
trans-1,3-Dichloropropene	0.50	Not Detected	2.3	Not Detected
1,1,2-Trichloroethane	0.50	Not Detected	2.7	Not Detected
Tetrachloroethene	0.50	0.063 J	3.4	0.43 J

Air Toxics LTD.
Laboratory Services Since 1989

Client Sample ID: Lab Blank

Lab ID#: 1102306A-21A

MODIFIED EPA METHOD TO-15 GC/MS FULL SCAN

File Name:	**6021737a**	**Date of Collection: NA**	
Dil. Factor:	**1.00**	**Date of Analysis: 2/17/11 09:41 PM**	

Compound	Rpt. Limit (ppbv)	Amount (ppbv)	Rpt. Limit (ug/m3)	Amount (ug/m3)
2-Hexanone	2.0	Not Detected	8.2	Not Detected
Dibromochloromethane	0.50	0.10 J	4.2	0.86 J
1,2-Dibromoethane (EDB)	0.50	0.12 J	3.8	0.94 J
Chlorobenzene	0.50	0.089 J	2.3	0.41 J
Ethyl Benzene	0.50	Not Detected	2.2	Not Detected
m,p-Xylene	0.50	Not Detected	2.2	Not Detected
o-Xylene	0.50	Not Detected	2.2	Not Detected
Styrene	0.50	Not Detected	2.1	Not Detected
Bromoform	0.50	Not Detected	5.2	Not Detected
Cumene	0.50	0.070 J	2.4	0.34 J
1,1,2,2-Tetrachloroethane	0.50	0.16 J	3.4	1.1 J
Propylbenzene	0.50	0.11 J	2.4	0.54 J
4-Ethyltoluene	0.50	0.12 J	2.4	0.57 J
1,3,5-Trimethylbenzene	0.50	0.12 J	2.4	0.60 J
1,2,4-Trimethylbenzene	0.50	0.091 J	2.4	0.45 J
1,3-Dichlorobenzene	0.50	0.35 J	3.0	2.1 J
1,4-Dichlorobenzene	0.50	0.34 J	3.0	2.1 J
alpha-Chlorotoluene	0.50	0.21 J	2.6	1.1 J
1,2-Dichlorobenzene	0.50	0.32 J	3.0	2.0 J
1,2,4-Trichlorobenzene	2.0	1.9 J	15	14 J
Hexachlorobutadiene	2.0	1.8 J	21	20 J

J = Estimated value.

Container Type: NA - Not Applicable

Surrogates	%Recovery	Method Limits
Toluene-d8	101	70-130
1,2-Dichloroethane-d4	109	70-130
4-Bromofluorobenzene	97	70-130

Air Toxics LTD.
Laboratory Services Since 1989

Client Sample ID: Lab Blank

Lab ID#: 1102306A-21B

MODIFIED EPA METHOD TO-15 GC/MS FULL SCAN

File Name:	**6022106a**	**Date of Collection: NA**	
Dil. Factor:	**1.00**	**Date of Analysis: 2/21/11 08:33 AM**	

Compound	Rpt. Limit (ppbv)	Amount (ppbv)	Rpt. Limit (ug/m3)	Amount (ug/m3)
Freon 12	0.50	Not Detected	2.5	Not Detected
Freon 114	0.50	Not Detected	3.5	Not Detected
Chloromethane	2.0	Not Detected	4.1	Not Detected
Vinyl Chloride	0.50	Not Detected	1.3	Not Detected
1,3-Butadiene	0.50	Not Detected	1.1	Not Detected
Bromomethane	0.50	Not Detected	1.9	Not Detected
Chloroethane	0.50	Not Detected	1.3	Not Detected
Freon 11	0.50	Not Detected	2.8	Not Detected
Ethanol	2.0	Not Detected	3.8	Not Detected
Freon 113	0.50	Not Detected	3.8	Not Detected
1,1-Dichloroethene	0.50	Not Detected	2.0	Not Detected
Acetone	2.0	0.27 J	4.8	0.63 J
2-Propanol	2.0	Not Detected	4.9	Not Detected
Carbon Disulfide	0.50	0.10 J	1.6	0.31 J
3-Chloropropene	2.0	Not Detected	6.3	Not Detected
Methylene Chloride	0.50	Not Detected	1.7	Not Detected
Methyl tert-butyl ether	0.50	Not Detected	1.8	Not Detected
trans-1,2-Dichloroethene	0.50	Not Detected	2.0	Not Detected
Hexane	0.50	Not Detected	1.8	Not Detected
1,1-Dichloroethane	0.50	Not Detected	2.0	Not Detected
2-Butanone (Methyl Ethyl Ketone)	0.50	Not Detected	1.5	Not Detected
cis-1,2-Dichloroethene	0.50	Not Detected	2.0	Not Detected
Tetrahydrofuran	0.50	Not Detected	1.5	Not Detected
Chloroform	0.50	Not Detected	2.4	Not Detected
1,1,1-Trichloroethane	0.50	Not Detected	2.7	Not Detected
Cyclohexane	0.50	Not Detected	1.7	Not Detected
Carbon Tetrachloride	0.50	Not Detected	3.1	Not Detected
2,2,4-Trimethylpentane	0.50	Not Detected	2.3	Not Detected
Benzene	0.50	Not Detected	1.6	Not Detected
1,2-Dichloroethane	0.50	Not Detected	2.0	Not Detected
Heptane	0.50	Not Detected	2.0	Not Detected
Trichloroethene	0.50	0.12 J	2.7	0.65 J
1,2-Dichloropropane	0.50	Not Detected	2.3	Not Detected
1,4-Dioxane	2.0	Not Detected	7.2	Not Detected
Bromodichloromethane	0.50	Not Detected	3.4	Not Detected
cis-1,3-Dichloropropene	0.50	Not Detected	2.3	Not Detected
4-Methyl-2-pentanone	0.50	Not Detected	2.0	Not Detected
Toluene	0.50	Not Detected	1.9	Not Detected
trans-1,3-Dichloropropene	0.50	0.13 J	2.3	0.61 J
1,1,2-Trichloroethane	0.50	Not Detected	2.7	Not Detected
Tetrachloroethene	0.50	0.079 J	3.4	0.54 J

Air Toxics LTD.
Laboratory Services Since 1989

Client Sample ID: Lab Blank

Lab ID#: 1102306A-21B

MODIFIED EPA METHOD TO-15 GC/MS FULL SCAN

File Name:	**6022106a**	**Date of Collection: NA**	
Dil. Factor:	**1.00**	**Date of Analysis: 2/21/11 08:33 AM**	

Compound	Rpt. Limit (ppbv)	Amount (ppbv)	Rpt. Limit (ug/m3)	Amount (ug/m3)
2-Hexanone	2.0	Not Detected	8.2	Not Detected
Dibromochloromethane	0.50	Not Detected	4.2	Not Detected
1,2-Dibromoethane (EDB)	0.50	0.12 J	3.8	0.93 J
Chlorobenzene	0.50	0.12 J	2.3	0.56 J
Ethyl Benzene	0.50	Not Detected	2.2	Not Detected
m,p-Xylene	0.50	Not Detected	2.2	Not Detected
o-Xylene	0.50	Not Detected	2.2	Not Detected
Styrene	0.50	Not Detected	2.1	Not Detected
Bromoform	0.50	Not Detected	5.2	Not Detected
Cumene	0.50	Not Detected	2.4	Not Detected
1,1,2,2-Tetrachloroethane	0.50	0.068 J	3.4	0.46 J
Propylbenzene	0.50	0.090 J	2.4	0.44 J
4-Ethyltoluene	0.50	0.072 J	2.4	0.36 J
1,3,5-Trimethylbenzene	0.50	Not Detected	2.4	Not Detected
1,2,4-Trimethylbenzene	0.50	0.099 J	2.4	0.48 J
1,3-Dichlorobenzene	0.50	0.25 J	3.0	1.5 J
1,4-Dichlorobenzene	0.50	0.26 J	3.0	1.6 J
alpha-Chlorotoluene	0.50	Not Detected	2.6	Not Detected
1,2-Dichlorobenzene	0.50	0.23 J	3.0	1.4 J
1,2,4-Trichlorobenzene	2.0	1.4 J	15	10 J
Hexachlorobutadiene	2.0	1.3 J	21	14 J

J = Estimated value.

Container Type: NA - Not Applicable

Surrogates	%Recovery	Method Limits
Toluene-d8	102	70-130
1,2-Dichloroethane-d4	106	70-130
4-Bromofluorobenzene	96	70-130

Air Toxics LTD.
Laboratory Services Since 1989

Client Sample ID: Lab Blank

Lab ID#: 1102306A-21C

MODIFIED EPA METHOD TO-15 GC/MS FULL SCAN

File Name:	**3022307a**	**Date of Collection: NA**	
Dil. Factor:	**1.00**	**Date of Analysis: 2/23/11 10:25 AM**	

Compound	Rpt. Limit (ppbv)	Amount (ppbv)	Rpt. Limit (ug/m3)	Amount (ug/m3)
Freon 12	0.50	0.042 J	2.5	0.21 J
Freon 114	0.50	Not Detected	3.5	Not Detected
Chloromethane	2.0	Not Detected	4.1	Not Detected
Vinyl Chloride	0.50	Not Detected	1.3	Not Detected
1,3-Butadiene	0.50	Not Detected	1.1	Not Detected
Bromomethane	0.50	Not Detected	1.9	Not Detected
Chloroethane	0.50	Not Detected	1.3	Not Detected
Freon 11	0.50	Not Detected	2.8	Not Detected
Ethanol	2.0	Not Detected	3.8	Not Detected
Freon 113	0.50	Not Detected	3.8	Not Detected
1,1-Dichloroethene	0.50	Not Detected	2.0	Not Detected
Acetone	2.0	0.84 J	4.8	2.0 J
2-Propanol	2.0	Not Detected	4.9	Not Detected
Carbon Disulfide	0.50	0.16 J	1.6	0.50 J
3-Chloropropene	2.0	Not Detected	6.3	Not Detected
Methylene Chloride	0.50	Not Detected	1.7	Not Detected
Methyl tert-butyl ether	0.50	Not Detected	1.8	Not Detected
trans-1,2-Dichloroethene	0.50	Not Detected	2.0	Not Detected
Hexane	0.50	Not Detected	1.8	Not Detected
1,1-Dichloroethane	0.50	Not Detected	2.0	Not Detected
2-Butanone (Methyl Ethyl Ketone)	0.50	Not Detected	1.5	Not Detected
cis-1,2-Dichloroethene	0.50	Not Detected	2.0	Not Detected
Tetrahydrofuran	0.50	Not Detected	1.5	Not Detected
Chloroform	0.50	Not Detected	2.4	Not Detected
1,1,1-Trichloroethane	0.50	Not Detected	2.7	Not Detected
Cyclohexane	0.50	Not Detected	1.7	Not Detected
Carbon Tetrachloride	0.50	Not Detected	3.1	Not Detected
2,2,4-Trimethylpentane	0.50	0.060 J	2.3	0.28 J
Benzene	0.50	Not Detected	1.6	Not Detected
1,2-Dichloroethane	0.50	0.084 J	2.0	0.34 J
Heptane	0.50	Not Detected	2.0	Not Detected
Trichloroethene	0.50	0.11 J	2.7	0.61 J
1,2-Dichloropropane	0.50	Not Detected	2.3	Not Detected
1,4-Dioxane	2.0	Not Detected	7.2	Not Detected
Bromodichloromethane	0.50	Not Detected	3.4	Not Detected
cis-1,3-Dichloropropene	0.50	Not Detected	2.3	Not Detected
4-Methyl-2-pentanone	0.50	Not Detected	2.0	Not Detected
Toluene	0.50	0.15 J	1.9	0.56 J
trans-1,3-Dichloropropene	0.50	Not Detected	2.3	Not Detected
1,1,2-Trichloroethane	0.50	Not Detected	2.7	Not Detected
Tetrachloroethene	0.50	0.099 J	3.4	0.67 J

Air Toxics LTD.
Laboratory Services Since 1989

Client Sample ID: Lab Blank

Lab ID#: 1102306A-21C

MODIFIED EPA METHOD TO-15 GC/MS FULL SCAN

File Name:	**3022307a**	**Date of Collection: NA**	
Dil. Factor:	**1.00**	**Date of Analysis: 2/23/11 10:25 AM**	

Compound	Rpt. Limit (ppbv)	Amount (ppbv)	Rpt. Limit (ug/m3)	Amount (ug/m3)
2-Hexanone	2.0	Not Detected	8.2	Not Detected
Dibromochloromethane	0.50	Not Detected	4.2	Not Detected
1,2-Dibromoethane (EDB)	0.50	0.13 J	3.8	0.97 J
Chlorobenzene	0.50	0.14 J	2.3	0.67 J
Ethyl Benzene	0.50	0.099 J	2.2	0.43 J
m,p-Xylene	0.50	0.18 J	2.2	0.78 J
o-Xylene	0.50	0.12 J	2.2	0.52 J
Styrene	0.50	0.10 J	2.1	0.44 J
Bromoform	0.50	Not Detected	5.2	Not Detected
Cumene	0.50	0.14 J	2.4	0.68 J
1,1,2,2-Tetrachloroethane	0.50	0.14 J	3.4	0.94 J
Propylbenzene	0.50	0.18 J	2.4	0.90 J
4-Ethyltoluene	0.50	0.20 J	2.4	1.0 J
1,3,5-Trimethylbenzene	0.50	0.18 J	2.4	0.91 J
1,2,4-Trimethylbenzene	0.50	0.24 J	2.4	1.2 J
1,3-Dichlorobenzene	0.50	0.25 J	3.0	1.5 J
1,4-Dichlorobenzene	0.50	0.28 J	3.0	1.7 J
alpha-Chlorotoluene	0.50	0.12 J	2.6	0.64 J
1,2-Dichlorobenzene	0.50	0.34 J	3.0	2.0 J
1,2,4-Trichlorobenzene	2.0	1.1 J	15	8.1 J
Hexachlorobutadiene	2.0	0.77 J	21	8.2 J

J = Estimated value.

Container Type: NA - Not Applicable

Surrogates	%Recovery	Method Limits
Toluene-d8	100	70-130
1,2-Dichloroethane-d4	110	70-130
4-Bromofluorobenzene	97	70-130

Air Toxics LTD.
Laboratory Services Since 1989

Client Sample ID: Lab Blank

Lab ID#: 1102306A-21D

MODIFIED EPA METHOD TO-15 GC/MS

File Name:	**b022308a**	**Date of Collection: NA**	
Dil. Factor:	**1.00**	**Date of Analysis: 2/23/11 09:09 AM**	

Compound	Rpt. Limit (ppbv)	Amount (ppbv)	Rpt. Limit (ug/m3)	Amount (ug/m3)
Freon 12	5.0	Not Detected	25	Not Detected
Freon 114	5.0	Not Detected	35	Not Detected
Chloromethane	20	Not Detected	41	Not Detected
Vinyl Chloride	5.0	Not Detected	13	Not Detected
1,3-Butadiene	5.0	Not Detected	11	Not Detected
Bromomethane	5.0	Not Detected	19	Not Detected
Chloroethane	5.0	Not Detected	13	Not Detected
Freon 11	5.0	Not Detected	28	Not Detected
Ethanol	20	Not Detected	38	Not Detected
Freon 113	5.0	Not Detected	38	Not Detected
1,1-Dichloroethene	5.0	Not Detected	20	Not Detected
Acetone	20	Not Detected	48	Not Detected
2-Propanol	20	Not Detected	49	Not Detected
Carbon Disulfide	5.0	Not Detected	16	Not Detected
3-Chloropropene	20	Not Detected	63	Not Detected
Methylene Chloride	5.0	Not Detected	17	Not Detected
Methyl tert-butyl ether	5.0	Not Detected	18	Not Detected
trans-1,2-Dichloroethene	5.0	Not Detected	20	Not Detected
Hexane	5.0	Not Detected	18	Not Detected
1,1-Dichloroethane	5.0	Not Detected	20	Not Detected
2-Butanone (Methyl Ethyl Ketone)	5.0	Not Detected	15	Not Detected
cis-1,2-Dichloroethene	5.0	Not Detected	20	Not Detected
Tetrahydrofuran	5.0	Not Detected	15	Not Detected
Chloroform	5.0	Not Detected	24	Not Detected
1,1,1-Trichloroethane	5.0	Not Detected	27	Not Detected
Cyclohexane	5.0	Not Detected	17	Not Detected
Carbon Tetrachloride	5.0	Not Detected	31	Not Detected
2,2,4-Trimethylpentane	5.0	Not Detected	23	Not Detected
Benzene	5.0	Not Detected	16	Not Detected
1,2-Dichloroethane	5.0	Not Detected	20	Not Detected
Heptane	5.0	Not Detected	20	Not Detected
Trichloroethene	5.0	Not Detected	27	Not Detected
1,2-Dichloropropane	5.0	Not Detected	23	Not Detected
1,4-Dioxane	20	Not Detected	72	Not Detected
Bromodichloromethane	5.0	Not Detected	34	Not Detected
cis-1,3-Dichloropropene	5.0	Not Detected	23	Not Detected
4-Methyl-2-pentanone	5.0	Not Detected	20	Not Detected
Toluene	5.0	Not Detected	19	Not Detected
trans-1,3-Dichloropropene	5.0	Not Detected	23	Not Detected
1,1,2-Trichloroethane	5.0	Not Detected	27	Not Detected
Tetrachloroethene	5.0	Not Detected	34	Not Detected

Air Toxics LTD.
Laboratory Services Since 1989

Client Sample ID: Lab Blank

Lab ID#: 1102306A-21D

MODIFIED EPA METHOD TO-15 GC/MS

File Name:	**b022308a**	**Date of Collection: NA**	
Dil. Factor:	**1.00**	**Date of Analysis: 2/23/11 09:09 AM**	

Compound	Rpt. Limit (ppbv)	Amount (ppbv)	Rpt. Limit (ug/m3)	Amount (ug/m3)
2-Hexanone	20	Not Detected	82	Not Detected
Dibromochloromethane	5.0	Not Detected	42	Not Detected
1,2-Dibromoethane (EDB)	5.0	Not Detected	38	Not Detected
Chlorobenzene	5.0	Not Detected	23	Not Detected
Ethyl Benzene	5.0	Not Detected	22	Not Detected
m,p-Xylene	5.0	Not Detected	22	Not Detected
o-Xylene	5.0	Not Detected	22	Not Detected
Styrene	5.0	Not Detected	21	Not Detected
Bromoform	5.0	Not Detected	52	Not Detected
Cumene	5.0	Not Detected	24	Not Detected
1,1,2,2-Tetrachloroethane	5.0	Not Detected	34	Not Detected
Propylbenzene	5.0	Not Detected	24	Not Detected
4-Ethyltoluene	5.0	Not Detected	24	Not Detected
1,3,5-Trimethylbenzene	5.0	Not Detected	24	Not Detected
1,2,4-Trimethylbenzene	5.0	Not Detected	24	Not Detected
1,3-Dichlorobenzene	5.0	Not Detected	30	Not Detected
1,4-Dichlorobenzene	5.0	Not Detected	30	Not Detected
alpha-Chlorotoluene	5.0	Not Detected	26	Not Detected
1,2-Dichlorobenzene	5.0	Not Detected	30	Not Detected
1,2,4-Trichlorobenzene	20	Not Detected	150	Not Detected
Hexachlorobutadiene	20	Not Detected	210	Not Detected

Container Type: NA - Not Applicable

Surrogates	%Recovery	Method Limits
1,2-Dichloroethane-d4	103	70-130
Toluene-d8	100	70-130
4-Bromofluorobenzene	106	70-130

Air Toxics LTD.
Laboratory Services Since 1989

Client Sample ID: CCV

Lab ID#: 1102306A-22A

MODIFIED EPA METHOD TO-15 GC/MS FULL SCAN

File Name:	**6021732**	**Date of Collection: NA**	
Dil. Factor:	**1.00**	**Date of Analysis: 2/17/11 07:22 PM**	

Compound	%Recovery
Freon 12	110
Freon 114	106
Chloromethane	98
Vinyl Chloride	101
1,3-Butadiene	104
Bromomethane	99
Chloroethane	95
Freon 11	114
Ethanol	94
Freon 113	108
1,1-Dichloroethene	91
Acetone	99
2-Propanol	93
Carbon Disulfide	80
3-Chloropropene	85
Methylene Chloride	99
Methyl tert-butyl ether	88
trans-1,2-Dichloroethene	88
Hexane	94
1,1-Dichloroethane	102
2-Butanone (Methyl Ethyl Ketone)	100
cis-1,2-Dichloroethene	99
Tetrahydrofuran	93
Chloroform	112
1,1,1-Trichloroethane	110
Cyclohexane	97
Carbon Tetrachloride	116
2,2,4-Trimethylpentane	98
Benzene	106
1,2-Dichloroethane	120
Heptane	106
Trichloroethene	110
1,2-Dichloropropane	103
1,4-Dioxane	112
Bromodichloromethane	123
cis-1,3-Dichloropropene	105
4-Methyl-2-pentanone	111
Toluene	112
trans-1,3-Dichloropropene	105
1,1,2-Trichloroethane	112
Tetrachloroethene	106

Air Toxics LTD.
Laboratory Services Since 1989

Client Sample ID: CCV

Lab ID#: 1102306A-22A

MODIFIED EPA METHOD TO-15 GC/MS FULL SCAN

File Name:	**6021732**	**Date of Collection: NA**	
Dil. Factor:	**1.00**	**Date of Analysis: 2/17/11 07:22 PM**	

Compound	%Recovery
2-Hexanone	102
Dibromochloromethane	123
1,2-Dibromoethane (EDB)	104
Chlorobenzene	105
Ethyl Benzene	111
m,p-Xylene	109
o-Xylene	112
Styrene	112
Bromoform	124
Cumene	110
1,1,2,2-Tetrachloroethane	108
Propylbenzene	111
4-Ethyltoluene	114
1,3,5-Trimethylbenzene	113
1,2,4-Trimethylbenzene	110
1,3-Dichlorobenzene	113
1,4-Dichlorobenzene	106
alpha-Chlorotoluene	122
1,2-Dichlorobenzene	111
1,2,4-Trichlorobenzene	117
Hexachlorobutadiene	118

Container Type: NA - Not Applicable

Surrogates	%Recovery	Method Limits
Toluene-d8	105	70-130
1,2-Dichloroethane-d4	103	70-130
4-Bromofluorobenzene	104	70-130

Air Toxics LTD.
Laboratory Services Since 1989

Client Sample ID: CCV

Lab ID#: 1102306A-22B

MODIFIED EPA METHOD TO-15 GC/MS FULL SCAN

File Name:	**6022102**	**Date of Collection: NA**	
Dil. Factor:	**1.00**	**Date of Analysis: 2/21/11 06:55 AM**	

Compound	%Recovery
Freon 12	104
Freon 114	101
Chloromethane	77
Vinyl Chloride	90
1,3-Butadiene	97
Bromomethane	93
Chloroethane	85
Freon 11	107
Ethanol	90
Freon 113	106
1,1-Dichloroethene	86
Acetone	94
2-Propanol	84
Carbon Disulfide	75
3-Chloropropene	91
Methylene Chloride	88
Methyl tert-butyl ether	83
trans-1,2-Dichloroethene	86
Hexane	92
1,1-Dichloroethane	99
2-Butanone (Methyl Ethyl Ketone)	97
cis-1,2-Dichloroethene	95
Tetrahydrofuran	97
Chloroform	109
1,1,1-Trichloroethane	106
Cyclohexane	98
Carbon Tetrachloride	114
2,2,4-Trimethylpentane	101
Benzene	107
1,2-Dichloroethane	113
Heptane	104
Trichloroethene	109
1,2-Dichloropropane	102
1,4-Dioxane	108
Bromodichloromethane	118
cis-1,3-Dichloropropene	103
4-Methyl-2-pentanone	108
Toluene	114
trans-1,3-Dichloropropene	97
1,1,2-Trichloroethane	112
Tetrachloroethene	110

Air Toxics LTD.
Laboratory Services Since 1989

Client Sample ID: CCV

Lab ID#: 1102306A-22B

MODIFIED EPA METHOD TO-15 GC/MS FULL SCAN

File Name:	**6022102**	**Date of Collection: NA**	
Dil. Factor:	**1.00**	**Date of Analysis: 2/21/11 06:55 AM**	

Compound	%Recovery
2-Hexanone	101
Dibromochloromethane	121
1,2-Dibromoethane (EDB)	107
Chlorobenzene	106
Ethyl Benzene	110
m,p-Xylene	110
o-Xylene	109
Styrene	114
Bromoform	123
Cumene	108
1,1,2,2-Tetrachloroethane	108
Propylbenzene	111
4-Ethyltoluene	122
1,3,5-Trimethylbenzene	111
1,2,4-Trimethylbenzene	109
1,3-Dichlorobenzene	113
1,4-Dichlorobenzene	109
alpha-Chlorotoluene	118
1,2-Dichlorobenzene	112
1,2,4-Trichlorobenzene	90
Hexachlorobutadiene	96

Container Type: NA - Not Applicable

Surrogates	%Recovery	Method Limits
Toluene-d8	103	70-130
1,2-Dichloroethane-d4	98	70-130
4-Bromofluorobenzene	106	70-130

Air Toxics LTD.
Laboratory Services Since 1989

Client Sample ID: CCV

Lab ID#: 1102306A-22C

MODIFIED EPA METHOD TO-15 GC/MS FULL SCAN

File Name:	**3022303**	**Date of Collection: NA**	
Dil. Factor:	**1.00**	**Date of Analysis: 2/23/11 07:35 AM**	

Compound	%Recovery
Freon 12	116
Freon 114	109
Chloromethane	130
Vinyl Chloride	110
1,3-Butadiene	98
Bromomethane	104
Chloroethane	95
Freon 11	119
Ethanol	102
Freon 113	106
1,1-Dichloroethene	103
Acetone	95
2-Propanol	105
Carbon Disulfide	94
3-Chloropropene	99
Methylene Chloride	111
Methyl tert-butyl ether	97
trans-1,2-Dichloroethene	100
Hexane	99
1,1-Dichloroethane	105
2-Butanone (Methyl Ethyl Ketone)	98
cis-1,2-Dichloroethene	102
Tetrahydrofuran	102
Chloroform	109
1,1,1-Trichloroethane	105
Cyclohexane	97
Carbon Tetrachloride	110
2,2,4-Trimethylpentane	100
Benzene	106
1,2-Dichloroethane	119
Heptane	107
Trichloroethene	107
1,2-Dichloropropane	108
1,4-Dioxane	103
Bromodichloromethane	108
cis-1,3-Dichloropropene	104
4-Methyl-2-pentanone	106
Toluene	106
trans-1,3-Dichloropropene	107
1,1,2-Trichloroethane	107
Tetrachloroethene	101

Air Toxics LTD.
Laboratory Services Since 1989

Client Sample ID: CCV

Lab ID#: 1102306A-22C

MODIFIED EPA METHOD TO-15 GC/MS FULL SCAN

File Name:	**3022303**	**Date of Collection: NA**	
Dil. Factor:	**1.00**	**Date of Analysis: 2/23/11 07:35 AM**	

Compound	%Recovery
2-Hexanone	111
Dibromochloromethane	104
1,2-Dibromoethane (EDB)	106
Chlorobenzene	102
Ethyl Benzene	102
m,p-Xylene	101
o-Xylene	101
Styrene	105
Bromoform	102
Cumene	104
1,1,2,2-Tetrachloroethane	105
Propylbenzene	106
4-Ethyltoluene	102
1,3,5-Trimethylbenzene	100
1,2,4-Trimethylbenzene	100
1,3-Dichlorobenzene	100
1,4-Dichlorobenzene	99
alpha-Chlorotoluene	103
1,2-Dichlorobenzene	100
1,2,4-Trichlorobenzene	100
Hexachlorobutadiene	102

Container Type: NA - Not Applicable

Surrogates	%Recovery	Method Limits
Toluene-d8	103	70-130
1,2-Dichloroethane-d4	111	70-130
4-Bromofluorobenzene	97	70-130

Air Toxics LTD.
Laboratory Services Since 1989

Client Sample ID: CCV

Lab ID#: 1102306A-22D

MODIFIED EPA METHOD TO-15 GC/MS

File Name:	**b022302**	**Date of Collection: NA**	
Dil. Factor:	**1.00**	**Date of Analysis: 2/22/11 09:53 PM**	

Compound	%Recovery
Freon 12	104
Freon 114	101
Chloromethane	100
Vinyl Chloride	96
1,3-Butadiene	97
Bromomethane	94
Chloroethane	91
Freon 11	98
Ethanol	93
Freon 113	98
1,1-Dichloroethene	96
Acetone	95
2-Propanol	86
Carbon Disulfide	92
3-Chloropropene	87
Methylene Chloride	94
Methyl tert-butyl ether	83
trans-1,2-Dichloroethene	92
Hexane	93
1,1-Dichloroethane	95
2-Butanone (Methyl Ethyl Ketone)	96
cis-1,2-Dichloroethene	95
Tetrahydrofuran	94
Chloroform	98
1,1,1-Trichloroethane	97
Cyclohexane	94
Carbon Tetrachloride	100
2,2,4-Trimethylpentane	96
Benzene	98
1,2-Dichloroethane	101
Heptane	98
Trichloroethene	97
1,2-Dichloropropane	98
1,4-Dioxane	98
Bromodichloromethane	100
cis-1,3-Dichloropropene	96
4-Methyl-2-pentanone	99
Toluene	98
trans-1,3-Dichloropropene	93
1,1,2-Trichloroethane	99
Tetrachloroethene	100

Air Toxics LTD.
Laboratory Services Since 1989

Client Sample ID: CCV

Lab ID#: 1102306A-22D

MODIFIED EPA METHOD TO-15 GC/MS

File Name:	**b022302**	**Date of Collection: NA**	
Dil. Factor:	**1.00**	**Date of Analysis: 2/22/11 09:53 PM**	

Compound	%Recovery
2-Hexanone	96
Dibromochloromethane	101
1,2-Dibromoethane (EDB)	100
Chlorobenzene	99
Ethyl Benzene	98
m,p-Xylene	96
o-Xylene	100
Styrene	104
Bromoform	106
Cumene	104
1,1,2,2-Tetrachloroethane	102
Propylbenzene	106
4-Ethyltoluene	106
1,3,5-Trimethylbenzene	104
1,2,4-Trimethylbenzene	106
1,3-Dichlorobenzene	108
1,4-Dichlorobenzene	109
alpha-Chlorotoluene	110
1,2-Dichlorobenzene	111
1,2,4-Trichlorobenzene	125
Hexachlorobutadiene	139 Q

Q = Exceeds Quality Control limits.

Container Type: NA - Not Applicable

Surrogates	%Recovery	Method Limits
1,2-Dichloroethane-d4	101	70-130
Toluene-d8	102	70-130
4-Bromofluorobenzene	104	70-130

Air Toxics LTD.
Laboratory Services Since 1989

Client Sample ID: LCS

Lab ID#: 1102306A-23A

MODIFIED EPA METHOD TO-15 GC/MS FULL SCAN

File Name:	**6021734**	**Date of Collection: NA**	
Dil. Factor:	**1.00**	**Date of Analysis: 2/17/11 08:00 PM**	

Compound	%Recovery
Freon 12	110
Freon 114	108
Chloromethane	98
Vinyl Chloride	104
1,3-Butadiene	109
Bromomethane	103
Chloroethane	95
Freon 11	115
Ethanol	96
Freon 113	112
1,1-Dichloroethene	101
Acetone	105
2-Propanol	95
Carbon Disulfide	100
3-Chloropropene	114
Methylene Chloride	94
Methyl tert-butyl ether	93
trans-1,2-Dichloroethene	98
Hexane	96
1,1-Dichloroethane	102
2-Butanone (Methyl Ethyl Ketone)	90
cis-1,2-Dichloroethene	103
Tetrahydrofuran	95
Chloroform	111
1,1,1-Trichloroethane	110
Cyclohexane	100
Carbon Tetrachloride	117
2,2,4-Trimethylpentane	103
Benzene	105
1,2-Dichloroethane	112
Heptane	108
Trichloroethene	107
1,2-Dichloropropane	100
1,4-Dioxane	100
Bromodichloromethane	116
cis-1,3-Dichloropropene	103
4-Methyl-2-pentanone	103
Toluene	109
trans-1,3-Dichloropropene	99
1,1,2-Trichloroethane	108
Tetrachloroethene	108

Air Toxics LTD.
Laboratory Services Since 1989

Client Sample ID: LCS

Lab ID#: 1102306A-23A

MODIFIED EPA METHOD TO-15 GC/MS FULL SCAN

File Name:	**6021734**	**Date of Collection: NA**	
Dil. Factor:	**1.00**	**Date of Analysis: 2/17/11 08:00 PM**	

Compound	%Recovery
2-Hexanone	96
Dibromochloromethane	115
1,2-Dibromoethane (EDB)	102
Chlorobenzene	106
Ethyl Benzene	106
m,p-Xylene	110
o-Xylene	112
Styrene	110
Bromoform	119
Cumene	108
1,1,2,2-Tetrachloroethane	110
Propylbenzene	110
4-Ethyltoluene	119
1,3,5-Trimethylbenzene	110
1,2,4-Trimethylbenzene	108
1,3-Dichlorobenzene	114
1,4-Dichlorobenzene	110
alpha-Chlorotoluene	117
1,2-Dichlorobenzene	113
1,2,4-Trichlorobenzene	107
Hexachlorobutadiene	115

Container Type: NA - Not Applicable

Surrogates	%Recovery	Method Limits
Toluene-d8	107	70-130
1,2-Dichloroethane-d4	103	70-130
4-Bromofluorobenzene	105	70-130

Air Toxics LTD.
Laboratory Services Since 1989

Client Sample ID: LCSD

Lab ID#: 1102306A-23AA

MODIFIED EPA METHOD TO-15 GC/MS FULL SCAN

File Name:	**6021735**	**Date of Collection: NA**	
Dil. Factor:	**1.00**	**Date of Analysis: 2/17/11 08:26 PM**	

Compound	%Recovery
Freon 12	113
Freon 114	112
Chloromethane	106
Vinyl Chloride	108
1,3-Butadiene	112
Bromomethane	105
Chloroethane	101
Freon 11	114
Ethanol	97
Freon 113	114
1,1-Dichloroethene	106
Acetone	103
2-Propanol	100
Carbon Disulfide	104
3-Chloropropene	113
Methylene Chloride	97
Methyl tert-butyl ether	94
trans-1,2-Dichloroethene	102
Hexane	96
1,1-Dichloroethane	107
2-Butanone (Methyl Ethyl Ketone)	107
cis-1,2-Dichloroethene	108
Tetrahydrofuran	95
Chloroform	113
1,1,1-Trichloroethane	112
Cyclohexane	104
Carbon Tetrachloride	116
2,2,4-Trimethylpentane	101
Benzene	108
1,2-Dichloroethane	104
Heptane	108
Trichloroethene	110
1,2-Dichloropropane	98
1,4-Dioxane	108
Bromodichloromethane	116
cis-1,3-Dichloropropene	100
4-Methyl-2-pentanone	102
Toluene	108
trans-1,3-Dichloropropene	98
1,1,2-Trichloroethane	112
Tetrachloroethene	110

Air Toxics LTD.
Laboratory Services Since 1989

Client Sample ID: LCSD

Lab ID#: 1102306A-23AA

MODIFIED EPA METHOD TO-15 GC/MS FULL SCAN

File Name:	**6021735**	**Date of Collection: NA**	
Dil. Factor:	**1.00**	**Date of Analysis: 2/17/11 08:26 PM**	

Compound	%Recovery
2-Hexanone	99
Dibromochloromethane	117
1,2-Dibromoethane (EDB)	103
Chlorobenzene	109
Ethyl Benzene	111
m,p-Xylene	114
o-Xylene	113
Styrene	116
Bromoform	120
Cumene	112
1,1,2,2-Tetrachloroethane	111
Propylbenzene	112
4-Ethyltoluene	119
1,3,5-Trimethylbenzene	109
1,2,4-Trimethylbenzene	110
1,3-Dichlorobenzene	116
1,4-Dichlorobenzene	112
alpha-Chlorotoluene	118
1,2-Dichlorobenzene	117
1,2,4-Trichlorobenzene	116
Hexachlorobutadiene	117

Container Type: NA - Not Applicable

Surrogates	%Recovery	Method Limits
Toluene-d8	101	70-130
1,2-Dichloroethane-d4	104	70-130
4-Bromofluorobenzene	111	70-130

Air Toxics LTD.
Laboratory Services Since 1989

Client Sample ID: LCS

Lab ID#: 1102306A-23B

MODIFIED EPA METHOD TO-15 GC/MS FULL SCAN

File Name:	**6022103**	**Date of Collection: NA**	
Dil. Factor:	**1.00**	**Date of Analysis: 2/21/11 07:22 AM**	

Compound	%Recovery
Freon 12	109
Freon 114	109
Chloromethane	98
Vinyl Chloride	108
1,3-Butadiene	108
Bromomethane	103
Chloroethane	100
Freon 11	110
Ethanol	95
Freon 113	113
1,1-Dichloroethene	101
Acetone	101
2-Propanol	96
Carbon Disulfide	100
3-Chloropropene	106
Methylene Chloride	94
Methyl tert-butyl ether	93
trans-1,2-Dichloroethene	104
Hexane	96
1,1-Dichloroethane	102
2-Butanone (Methyl Ethyl Ketone)	96
cis-1,2-Dichloroethene	105
Tetrahydrofuran	93
Chloroform	110
1,1,1-Trichloroethane	107
Cyclohexane	102
Carbon Tetrachloride	115
2,2,4-Trimethylpentane	101
Benzene	110
1,2-Dichloroethane	111
Heptane	110
Trichloroethene	113
1,2-Dichloropropane	101
1,4-Dioxane	108
Bromodichloromethane	118
cis-1,3-Dichloropropene	102
4-Methyl-2-pentanone	103
Toluene	110
trans-1,3-Dichloropropene	99
1,1,2-Trichloroethane	113
Tetrachloroethene	112

Air Toxics LTD.
Laboratory Services Since 1989

Client Sample ID: LCS

Lab ID#: 1102306A-23B

MODIFIED EPA METHOD TO-15 GC/MS FULL SCAN

File Name:	**6022103**	**Date of Collection: NA**	
Dil. Factor:	**1.00**	**Date of Analysis: 2/21/11 07:22 AM**	

Compound	%Recovery
2-Hexanone	99
Dibromochloromethane	118
1,2-Dibromoethane (EDB)	109
Chlorobenzene	106
Ethyl Benzene	108
m,p-Xylene	111
o-Xylene	114
Styrene	111
Bromoform	119
Cumene	109
1,1,2,2-Tetrachloroethane	110
Propylbenzene	112
4-Ethyltoluene	110
1,3,5-Trimethylbenzene	110
1,2,4-Trimethylbenzene	110
1,3-Dichlorobenzene	112
1,4-Dichlorobenzene	107
alpha-Chlorotoluene	116
1,2-Dichlorobenzene	115
1,2,4-Trichlorobenzene	118
Hexachlorobutadiene	119

Container Type: NA - Not Applicable

Surrogates	%Recovery	Method Limits
Toluene-d8	105	70-130
1,2-Dichloroethane-d4	96	70-130
4-Bromofluorobenzene	105	70-130

Air Toxics LTD.
Laboratory Services Since 1989

Client Sample ID: LCSD

Lab ID#: 1102306A-23BB

MODIFIED EPA METHOD TO-15 GC/MS FULL SCAN

File Name:	**6022104**	**Date of Collection: NA**	
Dil. Factor:	**1.00**	**Date of Analysis: 2/21/11 07:41 AM**	

Compound	%Recovery
Freon 12	109
Freon 114	107
Chloromethane	105
Vinyl Chloride	104
1,3-Butadiene	108
Bromomethane	100
Chloroethane	95
Freon 11	112
Ethanol	94
Freon 113	114
1,1-Dichloroethene	100
Acetone	99
2-Propanol	94
Carbon Disulfide	102
3-Chloropropene	106
Methylene Chloride	98
Methyl tert-butyl ether	92
trans-1,2-Dichloroethene	104
Hexane	96
1,1-Dichloroethane	103
2-Butanone (Methyl Ethyl Ketone)	96
cis-1,2-Dichloroethene	103
Tetrahydrofuran	88
Chloroform	110
1,1,1-Trichloroethane	108
Cyclohexane	101
Carbon Tetrachloride	117
2,2,4-Trimethylpentane	103
Benzene	111
1,2-Dichloroethane	113
Heptane	112
Trichloroethene	112
1,2-Dichloropropane	105
1,4-Dioxane	106
Bromodichloromethane	119
cis-1,3-Dichloropropene	102
4-Methyl-2-pentanone	107
Toluene	112
trans-1,3-Dichloropropene	99
1,1,2-Trichloroethane	115
Tetrachloroethene	113

Air Toxics LTD.
Laboratory Services Since 1989

Client Sample ID: LCSD

Lab ID#: 1102306A-23BB

MODIFIED EPA METHOD TO-15 GC/MS FULL SCAN

File Name:	**6022104**	**Date of Collection: NA**	
Dil. Factor:	**1.00**	**Date of Analysis: 2/21/11 07:41 AM**	

Compound	%Recovery
2-Hexanone	99
Dibromochloromethane	118
1,2-Dibromoethane (EDB)	109
Chlorobenzene	111
Ethyl Benzene	112
m,p-Xylene	114
o-Xylene	114
Styrene	114
Bromoform	120
Cumene	111
1,1,2,2-Tetrachloroethane	113
Propylbenzene	115
4-Ethyltoluene	126
1,3,5-Trimethylbenzene	110
1,2,4-Trimethylbenzene	112
1,3-Dichlorobenzene	116
1,4-Dichlorobenzene	113
alpha-Chlorotoluene	118
1,2-Dichlorobenzene	116
1,2,4-Trichlorobenzene	119
Hexachlorobutadiene	118

Container Type: NA - Not Applicable

Surrogates	%Recovery	Method Limits
Toluene-d8	105	70-130
1,2-Dichloroethane-d4	98	70-130
4-Bromofluorobenzene	105	70-130

Air Toxics LTD.
Laboratory Services Since 1989

Client Sample ID: LCS

Lab ID#: 1102306A-23C

MODIFIED EPA METHOD TO-15 GC/MS FULL SCAN

File Name:	**3022304**	**Date of Collection: NA**	
Dil. Factor:	**1.00**	**Date of Analysis: 2/23/11 08:10 AM**	

Compound	%Recovery
Freon 12	120
Freon 114	113
Chloromethane	141 Q
Vinyl Chloride	117
1,3-Butadiene	102
Bromomethane	107
Chloroethane	96
Freon 11	122
Ethanol	100
Freon 113	109
1,1-Dichloroethene	111
Acetone	95
2-Propanol	103
Carbon Disulfide	116
3-Chloropropene	115
Methylene Chloride	110
Methyl tert-butyl ether	100
trans-1,2-Dichloroethene	113
Hexane	99
1,1-Dichloroethane	107
2-Butanone (Methyl Ethyl Ketone)	101
cis-1,2-Dichloroethene	106
Tetrahydrofuran	99
Chloroform	115
1,1,1-Trichloroethane	113
Cyclohexane	101
Carbon Tetrachloride	118
2,2,4-Trimethylpentane	102
Benzene	112
1,2-Dichloroethane	124
Heptane	111
Trichloroethene	115
1,2-Dichloropropane	116
1,4-Dioxane	108
Bromodichloromethane	119
cis-1,3-Dichloropropene	114
4-Methyl-2-pentanone	112
Toluene	110
trans-1,3-Dichloropropene	115
1,1,2-Trichloroethane	113
Tetrachloroethene	107

Air Toxics LTD.
Laboratory Services Since 1989

Client Sample ID: LCS

Lab ID#: 1102306A-23C

MODIFIED EPA METHOD TO-15 GC/MS FULL SCAN

File Name:	**3022304**	**Date of Collection: NA**	
Dil. Factor:	**1.00**	**Date of Analysis: 2/23/11 08:10 AM**	

Compound	%Recovery
2-Hexanone	120
Dibromochloromethane	113
1,2-Dibromoethane (EDB)	114
Chlorobenzene	110
Ethyl Benzene	109
m,p-Xylene	109
o-Xylene	107
Styrene	115
Bromoform	109
Cumene	110
1,1,2,2-Tetrachloroethane	114
Propylbenzene	113
4-Ethyltoluene	103
1,3,5-Trimethylbenzene	107
1,2,4-Trimethylbenzene	103
1,3-Dichlorobenzene	105
1,4-Dichlorobenzene	103
alpha-Chlorotoluene	110
1,2-Dichlorobenzene	104
1,2,4-Trichlorobenzene	96
Hexachlorobutadiene	98

Q = Exceeds Quality Control limits.

Container Type: NA - Not Applicable

Surrogates	%Recovery	Method Limits
Toluene-d8	103	70-130
1,2-Dichloroethane-d4	112	70-130
4-Bromofluorobenzene	97	70-130

Air Toxics LTD.
Laboratory Services Since 1989

Client Sample ID: LCSD

Lab ID#: 1102306A-23CC

MODIFIED EPA METHOD TO-15 GC/MS FULL SCAN

File Name:	**3022305**	**Date of Collection: NA**	
Dil. Factor:	**1.00**	**Date of Analysis: 2/23/11 08:27 AM**	

Compound	%Recovery
Freon 12	119
Freon 114	113
Chloromethane	140 Q
Vinyl Chloride	117
1,3-Butadiene	100
Bromomethane	106
Chloroethane	97
Freon 11	124
Ethanol	102
Freon 113	111
1,1-Dichloroethene	113
Acetone	95
2-Propanol	106
Carbon Disulfide	118
3-Chloropropene	117
Methylene Chloride	112
Methyl tert-butyl ether	104
trans-1,2-Dichloroethene	116
Hexane	104
1,1-Dichloroethane	111
2-Butanone (Methyl Ethyl Ketone)	103
cis-1,2-Dichloroethene	107
Tetrahydrofuran	103
Chloroform	116
1,1,1-Trichloroethane	116
Cyclohexane	107
Carbon Tetrachloride	122
2,2,4-Trimethylpentane	110
Benzene	114
1,2-Dichloroethane	125
Heptane	113
Trichloroethene	115
1,2-Dichloropropane	116
1,4-Dioxane	109
Bromodichloromethane	118
cis-1,3-Dichloropropene	111
4-Methyl-2-pentanone	112
Toluene	113
trans-1,3-Dichloropropene	113
1,1,2-Trichloroethane	114
Tetrachloroethene	108

Air Toxics LTD.
Laboratory Services Since 1989

Client Sample ID: LCSD

Lab ID#: 1102306A-23CC

MODIFIED EPA METHOD TO-15 GC/MS FULL SCAN

File Name:	**3022305**	**Date of Collection: NA**	
Dil. Factor:	**1.00**	**Date of Analysis: 2/23/11 08:27 AM**	

Compound	%Recovery
2-Hexanone	116
Dibromochloromethane	111
1,2-Dibromoethane (EDB)	113
Chlorobenzene	110
Ethyl Benzene	109
m,p-Xylene	110
o-Xylene	110
Styrene	114
Bromoform	107
Cumene	113
1,1,2,2-Tetrachloroethane	116
Propylbenzene	116
4-Ethyltoluene	106
1,3,5-Trimethylbenzene	109
1,2,4-Trimethylbenzene	105
1,3-Dichlorobenzene	108
1,4-Dichlorobenzene	106
alpha-Chlorotoluene	108
1,2-Dichlorobenzene	109
1,2,4-Trichlorobenzene	106
Hexachlorobutadiene	105

Q = Exceeds Quality Control limits.

Container Type: NA - Not Applicable

Surrogates	%Recovery	Method Limits
Toluene-d8	105	70-130
1,2-Dichloroethane-d4	111	70-130
4-Bromofluorobenzene	99	70-130

Air Toxics LTD.
Laboratory Services Since 1989

Client Sample ID: LCS

Lab ID#: 1102306A-23D

MODIFIED EPA METHOD TO-15 GC/MS

File Name:	**b022303**	**Date of Collection: NA**	
Dil. Factor:	**1.00**	**Date of Analysis: 2/22/11 10:12 PM**	

Compound	%Recovery
Freon 12	102
Freon 114	98
Chloromethane	100
Vinyl Chloride	96
1,3-Butadiene	97
Bromomethane	92
Chloroethane	93
Freon 11	96
Ethanol	92
Freon 113	96
1,1-Dichloroethene	101
Acetone	95
2-Propanol	86
Carbon Disulfide	111
3-Chloropropene	97
Methylene Chloride	92
Methyl tert-butyl ether	84
trans-1,2-Dichloroethene	103
Hexane	92
1,1-Dichloroethane	93
2-Butanone (Methyl Ethyl Ketone)	97
cis-1,2-Dichloroethene	94
Tetrahydrofuran	91
Chloroform	97
1,1,1-Trichloroethane	99
Cyclohexane	95
Carbon Tetrachloride	100
2,2,4-Trimethylpentane	95
Benzene	96
1,2-Dichloroethane	100
Heptane	95
Trichloroethene	97
1,2-Dichloropropane	96
1,4-Dioxane	95
Bromodichloromethane	98
cis-1,3-Dichloropropene	94
4-Methyl-2-pentanone	95
Toluene	95
trans-1,3-Dichloropropene	94
1,1,2-Trichloroethane	98
Tetrachloroethene	100

Air Toxics LTD.
Laboratory Services Since 1989

Client Sample ID: LCS

Lab ID#: 1102306A-23D

MODIFIED EPA METHOD TO-15 GC/MS

File Name:	**b022303**	**Date of Collection: NA**	
Dil. Factor:	**1.00**	**Date of Analysis: 2/22/11 10:12 PM**	

Compound	%Recovery
2-Hexanone	92
Dibromochloromethane	99
1,2-Dibromoethane (EDB)	98
Chlorobenzene	100
Ethyl Benzene	98
m,p-Xylene	98
o-Xylene	99
Styrene	101
Bromoform	103
Cumene	102
1,1,2,2-Tetrachloroethane	101
Propylbenzene	106
4-Ethyltoluene	101
1,3,5-Trimethylbenzene	100
1,2,4-Trimethylbenzene	100
1,3-Dichlorobenzene	102
1,4-Dichlorobenzene	101
alpha-Chlorotoluene	97
1,2-Dichlorobenzene	102
1,2,4-Trichlorobenzene	77
Hexachlorobutadiene	77

Container Type: NA - Not Applicable

Surrogates	%Recovery	Method Limits
1,2-Dichloroethane-d4	101	70-130
Toluene-d8	102	70-130
4-Bromofluorobenzene	103	70-130

Air Toxics LTD.
Laboratory Services Since 1989

Client Sample ID: LCSD

Lab ID#: 1102306A-23DD

MODIFIED EPA METHOD TO-15 GC/MS

File Name:	**b022304**	**Date of Collection: NA**
Dil. Factor:	**1.00**	**Date of Analysis: 2/22/11 10:30 PM**

Compound	%Recovery
Freon 12	105
Freon 114	101
Chloromethane	103
Vinyl Chloride	99
1,3-Butadiene	98
Bromomethane	93
Chloroethane	93
Freon 11	98
Ethanol	95
Freon 113	100
1,1-Dichloroethene	104
Acetone	97
2-Propanol	89
Carbon Disulfide	115
3-Chloropropene	99
Methylene Chloride	95
Methyl tert-butyl ether	86
trans-1,2-Dichloroethene	107
Hexane	94
1,1-Dichloroethane	96
2-Butanone (Methyl Ethyl Ketone)	100
cis-1,2-Dichloroethene	97
Tetrahydrofuran	94
Chloroform	100
1,1,1-Trichloroethane	102
Cyclohexane	97
Carbon Tetrachloride	102
2,2,4-Trimethylpentane	97
Benzene	98
1,2-Dichloroethane	100
Heptane	96
Trichloroethene	99
1,2-Dichloropropane	97
1,4-Dioxane	98
Bromodichloromethane	101
cis-1,3-Dichloropropene	96
4-Methyl-2-pentanone	97
Toluene	97
trans-1,3-Dichloropropene	100
1,1,2-Trichloroethane	104
Tetrachloroethene	104

Air Toxics LTD.
Laboratory Services Since 1989

Client Sample ID: LCSD

Lab ID#: 1102306A-23DD

MODIFIED EPA METHOD TO-15 GC/MS

File Name:	**b022304**	**Date of Collection: NA**	
Dil. Factor:	**1.00**	**Date of Analysis: 2/22/11 10:30 PM**	

Compound	%Recovery
2-Hexanone	95
Dibromochloromethane	105
1,2-Dibromoethane (EDB)	104
Chlorobenzene	104
Ethyl Benzene	102
m,p-Xylene	103
o-Xylene	104
Styrene	106
Bromoform	109
Cumene	108
1,1,2,2-Tetrachloroethane	107
Propylbenzene	112
4-Ethyltoluene	106
1,3,5-Trimethylbenzene	104
1,2,4-Trimethylbenzene	106
1,3-Dichlorobenzene	107
1,4-Dichlorobenzene	107
alpha-Chlorotoluene	103
1,2-Dichlorobenzene	107
1,2,4-Trichlorobenzene	88
Hexachlorobutadiene	87

Container Type: NA - Not Applicable

Surrogates	%Recovery	Method Limits
1,2-Dichloroethane-d4	101	70-130
Toluene-d8	100	70-130
4-Bromofluorobenzene	102	70-130

1102306

Shell Oil Products Chain Of Custody Record

URS

Air Toxics LTD.
Project Name: Roxana Dissolved Phase
Project # 21562593.00007
Lab Vendor #

Please Check Appropriate Box:
☑ ENV. SERVICES ☐ MOTIVA RETAIL ☐ SHELL RETAIL
☐ MOTIVA SD&CM ☐ CONSULTANT ☐ LUBES
☐ SHELL PIPELINE ☐ OTHER

Print Bill To Contact Name: Thomas Adams
PO #
INCIDENT # (ENV SERVICES): 9 7 2 1 6 6 4 0 ☐ CHECK IF NO INCIDENT # APPLIES
SAP #: 3 4 0 0 6 1
DATE: 02/15/11
PAGE: 1 of 2

SAMPLING COMPANY: URS CORPORATION
LOG CODE:
SITE ADDRESS: Street and City: 900 SOUTH CENTRAL AVE – ROXANA
State: IL
GLOBAL ID NO.:
ADDRESS: 1001 HIGHLANDS PLAZA DRIVE WEST - SUITE 300; ST. LOUIS, MO 63110
EDF DELIVERABLE TO (Name, Company, Office Location): Elizabeth Kunkel, URS, St. Louis
PHONE NO.: 314-743-4179
E-MAIL: Elizabeth_Kunkel@URSCorp.com
CONSULTANT PROJECT NAME#: Roxana Dissolved Phase
Laboratory Address: Air Toxics, LTD 180 Blue Ravine Road, Suite B, Folsom, CA 95630-4719
SAMPLER NAME(S) (Print):
TELEPHONE: 314-429-0100
FAX: 314-429-0462
Bill To Contact E-MAIL: Thomas_Adams@URSCorp.com

TURNAROUND TIME (CALENDAR DAYS):
☑ STANDARD (14 DAY) ☐ 5 DAYS ☐ 3 DAYS ☐ 2 DAYS ☐ 24 HOURS ☐ RESULTS NEEDED ON WEEKEND

☐ LA - RWQCB REPORT FORMAT ☑ UST AGENCY:

DELIVERABLES: ☐ LEVEL 1 ☐ LEVEL 2 ☐ LEVEL 3 ☑ LEVEL 4 ☐ OTHER (SPECIFY)

☑ SHELL CONTRACT RATE APPLIES
☐ STATE REIMBURSEMENT RATE APPLIES
☐ EDD NOT NEEDED
☑ RECEIPT VERIFICATION REQUESTED

REQUESTED ANALYSIS

Turn Around Time: ☑ Normal ☐ Rush — Specify

Lab Use Only
Pressurized by:
Date:
Pressurization Gas: N_2 He

LAB USE ONLY	Field Sample Identification	SAMPLING DATE	SAMPLING TIME	Canister Number	Canister Pressure/Vacuum Initial	Final	Receipt	Final (psi)	Modified TO-15	ASTM D-1946 + Helium	ASTM D-1946		2/17/11
01A	VMP-10-20-021111	2/11/11	1030 / 1102	2191	-29	-6.5			x	x			5.2" Hg
02A	VMP-11-8-021111	2/11/11	1356 / 1426	3394	-29.5	-6.5			x	x			5.8" Hg
03A	VMP-11-8-021111-DUP	2/11/11	1356 / 1433	1357	-30	-5			x	x			4.2" Hg
04A	VMP-23-10-021511	2/15/11	1129 / 1200	5870	-30	-7.5			x	x			7.8" Hg
05A	VMP-12-11.5-021511	2/15/11	1130 / 1200	5809	-29	-8.5			x	x			7.4" Hg
06A	VMP-12-11.5-021511-DUP	2/15/11	1130 / 1200	2184	-29	-5			x	x			3.8" Hg
07A	VMP-12-5-021511	2/15/11	1020 / 1048	5827	-29.5	-6.5			x	x			5.2" Hg
08A	VMP-11-5-021111	2/11/11	1253 / 1323	839	-30	-4			x	x			3.4" Hg
09A	VMP-12-25-021511	2/15/11	1237 / 1307	2147	-29	-8.5			x	x			7.2" Hg
10A	VMP-23-25-021511	2/15/11	1355 / 1430	3566	-30	-7.5			x	x			6.0" Hg

ADDITIONAL NOTES:
- 14 day hold time
- Report results between MDL and RL
- Level IV ECVP

Relinquished by: (Signature)	Received by: (Signature)	Date: 2/15/11	Time: 1830
Relinquished by: (Signature)	Received by: (Signature) FEDEX ATL	Date: 02/16/11	Time: 1000
Relinquished by: (Signature)	Received by: (Signature)	Date:	Time:

05/2/08 Revision

FED EX
CUSTODY SEAL INTACT?
Y N NONE TEMP NA

1102306

Shell Oil Products Chain Of Custody Record

URS

Air Toxics LTD. Project Name: Roxana Dissolved Phase Project # 21562593.00007 Lab Vendor #	Please Check Appropriate Box: ☑ ENV. SERVICES ☐ MOTIVA RETAIL ☐ SHELL RETAIL ☐ MOTIVA SD&CM ☐ CONSULTANT ☐ LUBES ☐ SHELL PIPELINE ☐ OTHER	Print Bill To Contact Name: Thomas Adams PO #	INCIDENT # (ENV SERVICES): 9 7 2 1 6 6 4 0 SAP #: 3 4 0 0 6 1 ☐ CHECK IF NO INCIDENT # APPLIES DATE: 02/15/11 PAGE: 2 of 2

SAMPLING COMPANY: URS CORPORATION
LOG CODE:
SITE ADDRESS: Street and City: 900 SOUTH CENTRAL AVE – ROXANA
State: IL
GLOBAL ID NO.:
ADDRESS: 1001 HIGHLANDS PLAZA DRIVE WEST - SUITE 300; ST. LOUIS, MO 63110
EDF DELIVERABLE TO (Name, Company, Office Location): Elizabeth Kunkel, URS, St. Louis
PHONE NO.: 314-743-4179
E-MAIL: Elizabeth_Kunkel@URSCorp.com
CONSULTANT PROJECT NAME/#: Roxana Dissolved Phase
Laboratory Address: Air Toxics, LTD 180 Blue Ravine Road, Suite B, Folsom, CA 95630-4719
TELEPHONE: 314-429-0100
FAX: 314-429-0462
Bill To Contact E-MAIL: Thomas_Adams@URSCorp.com
SAMPLER NAME(S) (Print):

TURNAROUND TIME (CALENDAR DAYS): ☑ STANDARD (14 DAY) ☐ 5 DAYS ☐ 3 DAYS ☐ 2 DAYS ☐ 24 HOURS ☐ RESULTS NEEDED ON WEEKEND

REQUESTED ANALYSIS

☐ LA - RWQCB REPORT FORMAT ☑ LIST AGENCY:

DELIVERABLES: ☐ LEVEL 1 ☐ LEVEL 2 ☐ LEVEL 3 ☑ LEVEL 4 ☐ OTHER (SPECIFY)

☑ SHELL CONTRACT RATE APPLIES
☐ STATE REIMBURSEMENT RATE APPLIES
☐ EDD NOT NEEDED
☑ RECEIPT VERIFICATION REQUESTED

Turn Around Time: ☑ Normal ☐ Rush Specify

Lab Use Only
Pressurized by:
Date:
Pressurization Gas: N_2 He

LAB USE ONLY	Field Sample Identification	SAMPLING DATE	SAMPLING TIME	Canister Number	Canister Pressure/Vacuum Initial	Final	Receipt	Final (psi)	Modified TO-15	ASTM D-1946 + Helium	ASTM D-1946		MW 2/17/11
11A	VMP-16-5-021511	2/15/11	1537 / 1604	3843	-28.5	-8			X	X			7.0" Hg
12A	VMP-4-12-021411	2/14/11	1433 / 1503	2001	-30	-7.5			X	X			6.6" Hg
13A	VMP-22-5-021111	2/11/11	0935 / 1005	3806	-30	-8			X	X			6.4" Hg
14A	VMP-11-29-021411	2/14/11	0911 / 0943	2654	-30	-7			X	X			5.8" Hg
15A	VMP-22-10-021111	2/11/11	1047 / 1117	2112	-30	-7			X	X			5.2" Hg
16A	VMP-22-18-021111	2/11/11	1156 / 1228	3483	-30	-8			X	X			6.2" Hg
17A	VMP-4-5-021411	2/14/11	1053 / 1123	27	-30	-7			X	X			6.0" Hg
18A	VMP-4-23.5-021411	2/14/11	1333 / 1403	5704	-30	-2.5			X	X			1.6" Hg
19A	VMP-23-5-021511	2/15/11	0942 / 1012	2697	-30	-8.5			X	X			7.0" Hg
20A	VMP-10-10-021111	2/11/11	0911 / 0948	3093	-29.5	-7.5			X	X			0.0" Hg

ADDITIONAL NOTES:
- 14 day hold time
- Report results between MDL and RL
- Level IV ECVP

Relinquished by: (Signature)	Received by: (Signature) FEDEX	Date: 2/15/11	Time: 1830
Relinquished by:(Signature)	Received by: (Signature)	Date:	Time:
Relinquished by: (Signature)	Received by: (Signature)	Date:	Time:

05/2006 Revision

CUSTODY SEAL INTACT? Y N
TEMP: NP

Air Toxics LTD.
Laboratory Services Since 1989

2/23/2011
Mr. Jeff Adams
URS Corporation
1001 Highlands Plaza Dr. West
Suite 300
St. Louis MO 63110

Project Name: Roxana Dissolved Phase
Project #: 21562593.00007
Workorder #: 1102306B

Dear Mr. Jeff Adams

The following report includes the data for the above referenced project for sample(s) received on 2/16/2011 at Air Toxics Ltd.

The data and associated QC analyzed by Modified ASTM D-1946 are compliant with the project requirements or laboratory criteria with the exception of the deviations noted in the attached case narrative.

Thank you for choosing Air Toxics Ltd. for your air analysis needs. Air Toxics Ltd. is committed to providing accurate data of the highest quality. Please feel free to contact the Project Manager: Jacquelyn Luta at 916-985-1000 if you have any questions regarding the data in this report.

Regards,

Jacquelyn Luta
Project Manager

Reviewed
on
3/10/2011

WORK ORDER #: 1102306B

Work Order Summary

CLIENT:	Mr. Jeff Adams URS Corporation 1001 Highlands Plaza Dr. West Suite 300 St. Louis, MO 63110	**BILL TO:**	Accounts Payable Austin URS Corporation P.O. BOX 203970 Austin, TX 78720-1088
PHONE:	314-429-0100	**P.O. #**	21562593.00007
FAX:		**PROJECT #**	21562593.00007 Roxana Dissolved Phase
DATE RECEIVED:	02/16/2011	**CONTACT:**	Jacquelyn Luta
DATE COMPLETED:	02/23/2011		

FRACTION #	NAME	TEST	RECEIPT VAC./PRES.	FINAL PRESSURE
01A	VMP-10-20-021111	Modified ASTM D-1946	5.2 "Hg	15 psi
02A	VMP-11-8-021111	Modified ASTM D-1946	5.8 "Hg	15 psi
03A	VMP-11-8-021111-DUP	Modified ASTM D-1946	4.2 "Hg	15 psi
04A	VMP-23-10-021511	Modified ASTM D-1946	7.8 "Hg	15 psi
05A	VMP-12-11.5-021511	Modified ASTM D-1946	7.4 "Hg	15 psi
06A	VMP-12-11.5-021511-DUP	Modified ASTM D-1946	3.8 "Hg	15 psi
07A	VMP-12-5-021511	Modified ASTM D-1946	5.2 "Hg	15 psi
08A	VMP-11-5-021111	Modified ASTM D-1946	3.4 "Hg	15 psi
09A	VMP-12-25-021511	Modified ASTM D-1946	7.2 "Hg	15 psi
10A	VMP-23-25-021511	Modified ASTM D-1946	6.0 "Hg	15 psi
11A	VMP-16-5-021511	Modified ASTM D-1946	7.0 "Hg	15 psi
12A	VMP-4-12-021411	Modified ASTM D-1946	6.6 "Hg	15 psi
13A	VMP-22-5-021111	Modified ASTM D-1946	6.4 "Hg	15 psi
14A	VMP-11-29-021411	Modified ASTM D-1946	5.8 "Hg	15 psi
15A	VMP-22-10-021111	Modified ASTM D-1946	5.2 "Hg	15 psi
16A	VMP-22-18-021111	Modified ASTM D-1946	6.2 "Hg	15 psi
17A	VMP-4-5-021411	Modified ASTM D-1946	6.0 "Hg	15 psi

Continued on next page

Air Toxics LTD.
Laboratory Services Since 1989

WORK ORDER #: 1102306B

Work Order Summary

CLIENT:	Mr. Jeff Adams URS Corporation 1001 Highlands Plaza Dr. West Suite 300 St. Louis, MO 63110	**BILL TO:**	Accounts Payable Austin URS Corporation P.O. BOX 203970 Austin, TX 78720-1088
PHONE:	314-429-0100	**P.O. #**	21562593.00007
FAX:		**PROJECT #**	21562593.00007 Roxana Dissolved Phase
DATE RECEIVED:	02/16/2011	**CONTACT:**	Jacquelyn Luta
DATE COMPLETED:	02/23/2011		

FRACTION #	NAME	TEST	RECEIPT VAC./PRES.	FINAL PRESSURE
18A	VMP-4-23.5-021411	Modified ASTM D-1946	1.6 "Hg	15 psi
19A	VMP-23-5-021511	Modified ASTM D-1946	7.0 "Hg	15 psi
20A	VMP-10-10-021111	Modified ASTM D-1946	0.0 "Hg	15 psi
21A	Lab Blank	Modified ASTM D-1946	NA	NA
21B	Lab Blank	Modified ASTM D-1946	NA	NA
22A	Lab Blank	Modified ASTM D-1946	NA	NA
22B	Lab Blank	Modified ASTM D-1946	NA	NA
23A	LCS	Modified ASTM D-1946	NA	NA
23AA	LCSD	Modified ASTM D-1946	NA	NA
24A	LCS	Modified ASTM D-1946	NA	NA
24AA	LCSD	Modified ASTM D-1946	NA	NA

CERTIFIED BY: Linda D. Fruman DATE: 02/23/11

Laboratory Director

Certfication numbers: CA NELAP - 02110CA, LA NELAP/LELAP- AI 30763,
NY NELAP - 11291, UT NELAP - 9166389892, AZ Licensure AZ0719
Name of Accrediting Agency: NELAP/Florida Department of Health, Scope of Application: Clean Air Act,
Accreditation number: E87680, Effective date: 07/01/09, Expiration date: 06/30/11
Air Toxics Ltd. certifies that the test results contained in this report meet all requirements of the NELAC standards

This report shall not be reproduced, except in full, without the written approval of Air Toxics Ltd.

180 BLUE RAVINE ROAD, SUITE B FOLSOM, CA - 95630
(916) 985-1000 . (800) 985-5955 . FAX (916) 985-1020

LABORATORY NARRATIVE
Modified ASTM D-1946
URS Corporation
Workorder# 1102306B

Twenty 1 Liter Summa Canister samples were received on February 16, 2011. The laboratory performed analysis via Modified ASTM Method D-1946 for Methane and fixed gases in air using GC/FID or GC/TCD. The method involves direct injection of 1.0 mL of sample.

On the analytical column employed for this analysis, Oxygen coelutes with Argon. The corresponding peak is quantitated as Oxygen.

Since Nitrogen is used to pressurize samples, the reported Nitrogen values are calculated by adding all the sample components and subtracting from 100%.

Method modifications taken to run these samples are summarized in the table below. Specific project requirements may over-ride the ATL modifications.

Requirement	*ASTM D-1946*	*ATL Modifications*
Calibration	A single point calibration is performed using a reference standard closely matching the composition of the unknown.	A 3-point calibration curve is performed. Quantitation is based on a daily calibration standard which may or may not resemble the composition of the associated samples.
Reference Standard	The composition of any reference standard must be known to within 0.01 mol % for any component.	The standards used by ATL are blended to a >/= 95% accuracy.
Sample Injection Volume	Components whose concentrations are in excess of 5 % should not be analyzed by using sample volumes greater than 0.5 mL.	The sample container is connected directly to a fixed volume sample loop of 1.0 mL on the GC. Linear range is defined by the calibration curve. Bags are loaded by vacuum.
Normalization	Normalize the mole percent values by multiplying each value by 100 and dividing by the sum of the original values. The sum of the original values should not differ from 100% by more than 1.0%.	Results are not normalized. The sum of the reported values can differ from 100% by as much as 15%, either due to analytical variability or an unusual sample matrix.
Precision	Precision requirements established at each concentration level.	Duplicates should agree within 25% RPD for detections > 5 X's the RL.

Receiving Notes

There were no receiving discrepancies.

Analytical Notes

As per project specific client request the laboratory has reported estimated values for target compound hits that are below the Reporting Limit but greater than the Method Detection Limit.

Definition of Data Qualifying Flags

Seven qualifiers may have been used on the data analysis sheets and indicate as follows:
B - Compound present in laboratory blank greater than reporting limit.
J - Estimated value.
E - Exceeds instrument calibration range.
S - Saturated peak.
Q - Exceeds quality control limits.
U - Compound analyzed for but not detected above the detection limit.
M - Reported value may be biased due to apparent matrix interferences.
File extensions may have been used on the data analysis sheets and indicates as follows:
a-File was requantified
b-File was quantified by a second column and detector
r1-File was requantified for the purpose of reissue

Air Toxics LTD.
Laboratory Services Since 1989

Summary of Detected Compounds
NATURAL GAS ANALYSIS BY MODIFIED ASTM D-1946

Client Sample ID: VMP-10-20-021111

Lab ID#: 1102306B-01A

Compound	Rpt. Limit (%)	Amount (%)
Oxygen	0.51	16
Nitrogen	0.51	78
Carbon Dioxide	0.051	6.4
Helium	0.26	0.012 J

Client Sample ID: VMP-11-8-021111

Lab ID#: 1102306B-02A

Compound	Rpt. Limit (%)	Amount (%)
Oxygen	0.25	9.7
Nitrogen	0.25	81
Carbon Dioxide	0.025	9.4

Client Sample ID: VMP-11-8-021111-DUP

Lab ID#: 1102306B-03A

Compound	Rpt. Limit (%)	Amount (%)
Oxygen	0.24	9.9
Nitrogen	0.24	81
Carbon Dioxide	0.024	9.4
Helium	0.12	0.014 J

Client Sample ID: VMP-23-10-021511

Lab ID#: 1102306B-04A

Compound	Rpt. Limit (%)	Amount (%)
Oxygen	0.27	10
Nitrogen	0.27	82
Carbon Dioxide	0.027	8.1
Helium	0.14	0.022 J

Air Toxics LTD.
Laboratory Services Since 1989

Summary of Detected Compounds
NATURAL GAS ANALYSIS BY MODIFIED ASTM D-1946

Client Sample ID: VMP-12-11.5-021511

Lab ID#: 1102306B-05A

Compound	Rpt. Limit (%)	Amount (%)
Oxygen	0.27	1.5
Nitrogen	0.27	53
Methane	0.00027	35
Carbon Dioxide	0.027	9.1
Ethane	0.0027	0.00099 J
Helium	0.13	0.022 J

Client Sample ID: VMP-12-11.5-021511-DUP

Lab ID#: 1102306B-06A

Compound	Rpt. Limit (%)	Amount (%)
Oxygen	0.23	2.3
Nitrogen	0.23	54
Methane	0.00023	34
Carbon Dioxide	0.023	8.6
Ethane	0.0023	0.00094 J
Helium	0.12	0.040 J

Client Sample ID: VMP-12-5-021511

Lab ID#: 1102306B-07A

Compound	Rpt. Limit (%)	Amount (%)
Oxygen	0.24	1.6
Nitrogen	0.24	72
Methane	0.00024	18
Carbon Dioxide	0.024	7.6
Ethane	0.0024	0.00044 J
Helium	0.12	0.021 J

Client Sample ID: VMP-11-5-021111

Lab ID#: 1102306B-08A

Air Toxics LTD.
Laboratory Services Since 1989

Summary of Detected Compounds
NATURAL GAS ANALYSIS BY MODIFIED ASTM D-1946

Client Sample ID: VMP-11-5-021111

Lab ID#: 1102306B-08A

Compound	Rpt. Limit (%)	Amount (%)
Oxygen	0.23	11
Nitrogen	0.23	80
Methane	0.00023	0.000040 J
Carbon Dioxide	0.023	8.5
Helium	0.11	0.018 J

Client Sample ID: VMP-12-25-021511

Lab ID#: 1102306B-09A

Compound	Rpt. Limit (%)	Amount (%)
Oxygen	0.27	1.4
Nitrogen	0.27	52
Methane	0.00027	32
Carbon Dioxide	0.027	13
Ethane	0.0027	0.00089 J
Helium	0.13	0.026 J

Client Sample ID: VMP-23-25-021511

Lab ID#: 1102306B-10A

Compound	Rpt. Limit (%)	Amount (%)
Oxygen	0.25	1.9
Nitrogen	0.25	84
Methane	0.00025	0.000065 J
Carbon Dioxide	0.025	14
Helium	0.13	0.020 J

Client Sample ID: VMP-16-5-021511

Lab ID#: 1102306B-11A

Compound	Rpt. Limit (%)	Amount (%)

Air Toxics LTD.
Laboratory Services Since 1989

Summary of Detected Compounds
NATURAL GAS ANALYSIS BY MODIFIED ASTM D-1946

Client Sample ID: VMP-16-5-021511

Lab ID#: 1102306B-11A

Compound	Rpt. Limit (%)	Amount (%)
Oxygen	0.26	1.0
Nitrogen	0.26	40
Methane	0.00026	43
Carbon Dioxide	0.026	15
Ethane	0.0026	0.00093 J
Helium	0.13	0.030 J

Client Sample ID: VMP-4-12-021411

Lab ID#: 1102306B-12A

Compound	Rpt. Limit (%)	Amount (%)
Oxygen	0.26	5.3
Nitrogen	0.26	80
Methane	0.00026	4.7
Carbon Dioxide	0.026	9.0
Ethane	0.0026	0.0016 J
Helium	0.13	0.35

Client Sample ID: VMP-22-5-021111

Lab ID#: 1102306B-13A

Compound	Rpt. Limit (%)	Amount (%)
Oxygen	0.26	8.0
Nitrogen	0.26	84
Methane	0.00026	0.0078
Carbon Dioxide	0.026	8.4
Helium	0.13	0.060 J

Client Sample ID: VMP-11-29-021411

Lab ID#: 1102306B-14A

Air Toxics LTD.
Laboratory Services Since 1989

Summary of Detected Compounds
NATURAL GAS ANALYSIS BY MODIFIED ASTM D-1946

Client Sample ID: VMP-11-29-021411

Lab ID#: 1102306B-14A

Compound	Rpt. Limit (%)	Amount (%)
Oxygen	0.25	3.6
Nitrogen	0.25	82
Methane	0.00025	0.00048
Carbon Dioxide	0.025	14
Helium	0.12	0.013 J

Client Sample ID: VMP-22-10-021111

Lab ID#: 1102306B-15A

Compound	Rpt. Limit (%)	Amount (%)
Oxygen	0.24	5.5
Nitrogen	0.24	84
Methane	0.00024	0.0034
Carbon Dioxide	0.024	10
Helium	0.12	0.031 J

Client Sample ID: VMP-22-18-021111

Lab ID#: 1102306B-16A

Compound	Rpt. Limit (%)	Amount (%)
Oxygen	0.26	1.7
Nitrogen	0.26	85
Methane	0.00026	1.5
Carbon Dioxide	0.026	11
Ethane	0.0026	0.00080 J
Helium	0.13	0.014 J

Client Sample ID: VMP-4-5-021411

Lab ID#: 1102306B-17A

Compound	Rpt. Limit (%)	Amount (%)

Air Toxics LTD.
Laboratory Services Since 1989

Summary of Detected Compounds
NATURAL GAS ANALYSIS BY MODIFIED ASTM D-1946

Client Sample ID: VMP-4-5-021411

Lab ID#: 1102306B-17A

Compound	Rpt. Limit (%)	Amount (%)
Oxygen	0.25	12
Nitrogen	0.25	79
Methane	0.00025	0.70
Carbon Dioxide	0.025	4.8
Ethane	0.0025	0.00027 J
Helium	0.13	2.9

Client Sample ID: VMP-4-23.5-021411

Lab ID#: 1102306B-18A

Compound	Rpt. Limit (%)	Amount (%)
Oxygen	0.21	0.91
Nitrogen	0.21	28
Methane	0.00021	51
Carbon Dioxide	0.021	6.5
Ethane	0.0021	0.021
Helium	0.11	0.022 J

Client Sample ID: VMP-23-5-021511

Lab ID#: 1102306B-19A

Compound	Rpt. Limit (%)	Amount (%)
Oxygen	0.26	19
Nitrogen	0.26	79
Methane	0.00026	0.00015 J
Carbon Dioxide	0.026	1.8
Helium	0.13	0.10 J

Client Sample ID: VMP-10-10-021111

Lab ID#: 1102306B-20A

Air Toxics LTD.
Laboratory Services Since 1989

Summary of Detected Compounds
NATURAL GAS ANALYSIS BY MODIFIED ASTM D-1946

Client Sample ID: VMP-10-10-021111

Lab ID#: 1102306B-20A

Compound	Rpt. Limit (%)	Amount (%)
Oxygen	0.20	17
Nitrogen	0.20	79
Methane	0.00020	0.000090 J
Carbon Dioxide	0.020	4.0
Helium	0.10	0.016 J

Air Toxics LTD.
Laboratory Services Since 1989

Client Sample ID: VMP-10-20-021111

Lab ID#: 1102306B-01A

NATURAL GAS ANALYSIS BY MODIFIED ASTM D-1946

File Name:	**9021911**	**Date of Collection:**	**2/11/11 11:02:00 AM**
Dil. Factor:	**5.10**	**Date of Analysis:**	**2/19/11 06:15 PM**

Compound	Rpt. Limit (%)	Amount (%)
Oxygen	0.51	16
Nitrogen	0.51	78
Carbon Monoxide	0.051	Not Detected
Methane	0.00051	Not Detected
Carbon Dioxide	0.051	6.4
Ethane	0.0051	Not Detected
Ethene	0.0051	Not Detected
Helium	0.26	0.012 J

J = Estimated value.

Container Type: 1 Liter Summa Canister

Air Toxics LTD.
Laboratory Services Since 1989

Client Sample ID: VMP-11-8-021111

Lab ID#: 1102306B-02A

NATURAL GAS ANALYSIS BY MODIFIED ASTM D-1946

File Name:	**9021905**	**Date of Collection:**	**2/11/11 2:26:00 PM**
Dil. Factor:	**2.50**	**Date of Analysis:**	**2/19/11 03:54 PM**

Compound	Rpt. Limit (%)	Amount (%)
Oxygen	0.25	9.7
Nitrogen	0.25	81
Carbon Monoxide	0.025	Not Detected
Methane	0.00025	Not Detected
Carbon Dioxide	0.025	9.4
Ethane	0.0025	Not Detected
Ethene	0.0025	Not Detected
Helium	0.12	Not Detected

Container Type: 1 Liter Summa Canister

Air Toxics LTD.
Laboratory Services Since 1989

Client Sample ID: VMP-11-8-021111-DUP

Lab ID#: 1102306B-03A

NATURAL GAS ANALYSIS BY MODIFIED ASTM D-1946

File Name:	**9021906**	**Date of Collection:**	**2/11/11 2:33:00 PM**
Dil. Factor:	**2.35**	**Date of Analysis:**	**2/19/11 04:16 PM**

Compound	Rpt. Limit (%)	Amount (%)
Oxygen	0.24	9.9
Nitrogen	0.24	81
Carbon Monoxide	0.024	Not Detected
Methane	0.00024	Not Detected
Carbon Dioxide	0.024	9.4
Ethane	0.0024	Not Detected
Ethene	0.0024	Not Detected
Helium	0.12	0.014 J

J = Estimated value.

Container Type: 1 Liter Summa Canister

Air Toxics LTD.
Laboratory Services Since 1989

Client Sample ID: VMP-23-10-021511

Lab ID#: 1102306B-04A

NATURAL GAS ANALYSIS BY MODIFIED ASTM D-1946

File Name:	**9021907**	**Date of Collection:**	**2/15/11 12:00:00 PM**
Dil. Factor:	**2.73**	**Date of Analysis:**	**2/19/11 04:48 PM**

Compound	**Rpt. Limit (%)**	**Amount (%)**
Oxygen	0.27	10
Nitrogen	0.27	82
Carbon Monoxide	0.027	Not Detected
Methane	0.00027	Not Detected
Carbon Dioxide	0.027	8.1
Ethane	0.0027	Not Detected
Ethene	0.0027	Not Detected
Helium	0.14	0.022 J

J = Estimated value.

Container Type: 1 Liter Summa Canister

Air Toxics LTD.
Laboratory Services Since 1989

Client Sample ID: VMP-12-11.5-021511

Lab ID#: 1102306B-05A

NATURAL GAS ANALYSIS BY MODIFIED ASTM D-1946

File Name:	**9021908**	**Date of Collection:**	**2/15/11 12:00:00 PM**
Dil. Factor:	**2.68**	**Date of Analysis:**	**2/19/11 05:09 PM**

Compound	Rpt. Limit (%)	Amount (%)
Oxygen	0.27	1.5
Nitrogen	0.27	53
Carbon Monoxide	0.027	Not Detected
Methane	0.00027	35
Carbon Dioxide	0.027	9.1
Ethane	0.0027	0.00099 J
Ethene	0.0027	Not Detected
Helium	0.13	0.022 J

J = Estimated value.

Container Type: 1 Liter Summa Canister

Air Toxics LTD.
Laboratory Services Since 1989

Client Sample ID: VMP-12-11.5-021511-DUP

Lab ID#: 1102306B-06A

NATURAL GAS ANALYSIS BY MODIFIED ASTM D-1946

File Name:	**9021912**	**Date of Collection:**	**2/15/11 12:00:00 PM**
Dil. Factor:	**2.31**	**Date of Analysis:**	**2/19/11 06:39 PM**

Compound	Rpt. Limit (%)	Amount (%)
Oxygen	0.23	2.3
Nitrogen	0.23	54
Carbon Monoxide	0.023	Not Detected
Methane	0.00023	34
Carbon Dioxide	0.023	8.6
Ethane	0.0023	0.00094 J
Ethene	0.0023	Not Detected
Helium	0.12	0.040 J

J = Estimated value.

Container Type: 1 Liter Summa Canister

Air Toxics LTD.
Laboratory Services Since 1989

Client Sample ID: VMP-12-5-021511

Lab ID#: 1102306B-07A

NATURAL GAS ANALYSIS BY MODIFIED ASTM D-1946

File Name:	**9021913**	**Date of Collection:**	**2/15/11 10:48:00 AM**
Dil. Factor:	**2.44**	**Date of Analysis:**	**2/19/11 07:02 PM**

Compound	Rpt. Limit (%)	Amount (%)
Oxygen	0.24	1.6
Nitrogen	0.24	72
Carbon Monoxide	0.024	Not Detected
Methane	0.00024	18
Carbon Dioxide	0.024	7.6
Ethane	0.0024	0.00044 J
Ethene	0.0024	Not Detected
Helium	0.12	0.021 J

J = Estimated value.

Container Type: 1 Liter Summa Canister

Air Toxics LTD.
Laboratory Services Since 1989

Client Sample ID: VMP-11-5-021111

Lab ID#: 1102306B-08A

NATURAL GAS ANALYSIS BY MODIFIED ASTM D-1946

File Name:	**9021915**	**Date of Collection:**	**2/11/11 1:23:00 PM**
Dil. Factor:	**2.28**	**Date of Analysis:**	**2/19/11 07:46 PM**

Compound	Rpt. Limit (%)	Amount (%)
Oxygen	0.23	11
Nitrogen	0.23	80
Carbon Monoxide	0.023	Not Detected
Methane	0.00023	0.000040 J
Carbon Dioxide	0.023	8.5
Ethane	0.0023	Not Detected
Ethene	0.0023	Not Detected
Helium	0.11	0.018 J

J = Estimated value.

Container Type: 1 Liter Summa Canister

Air Toxics LTD.
Laboratory Services Since 1989

Client Sample ID: VMP-12-25-021511

Lab ID#: 1102306B-09A

NATURAL GAS ANALYSIS BY MODIFIED ASTM D-1946

File Name:	**9021917**	**Date of Collection:**	**2/15/11 1:07:00 PM**
Dil. Factor:	**2.66**	**Date of Analysis:**	**2/19/11 08:30 PM**

Compound	Rpt. Limit (%)	Amount (%)
Oxygen	0.27	1.4
Nitrogen	0.27	52
Carbon Monoxide	0.027	Not Detected
Methane	0.00027	32
Carbon Dioxide	0.027	13
Ethane	0.0027	0.00089 J
Ethene	0.0027	Not Detected
Helium	0.13	0.026 J

J = Estimated value.

Container Type: 1 Liter Summa Canister

Air Toxics LTD.
Laboratory Services Since 1989

Client Sample ID: VMP-23-25-021511

Lab ID#: 1102306B-10A

NATURAL GAS ANALYSIS BY MODIFIED ASTM D-1946

File Name:	**9021916**	**Date of Collection:**	**2/15/11 2:30:00 PM**
Dil. Factor:	**2.52**	**Date of Analysis:**	**2/19/11 08:08 PM**

Compound	Rpt. Limit (%)	Amount (%)
Oxygen	0.25	1.9
Nitrogen	0.25	84
Carbon Monoxide	0.025	Not Detected
Methane	0.00025	0.000065 J
Carbon Dioxide	0.025	14
Ethane	0.0025	Not Detected
Ethene	0.0025	Not Detected
Helium	0.13	0.020 J

J = Estimated value.

Container Type: 1 Liter Summa Canister

Air Toxics LTD.
Laboratory Services Since 1989

Client Sample ID: VMP-16-5-021511

Lab ID#: 1102306B-11A

NATURAL GAS ANALYSIS BY MODIFIED ASTM D-1946

File Name:	**9021918**	**Date of Collection:**	**2/15/11 4:04:00 PM**
Dil. Factor:	**2.64**	**Date of Analysis:**	**2/19/11 08:55 PM**

Compound	Rpt. Limit (%)	Amount (%)
Oxygen	0.26	1.0
Nitrogen	0.26	40
Carbon Monoxide	0.026	Not Detected
Methane	0.00026	43
Carbon Dioxide	0.026	15
Ethane	0.0026	0.00093 J
Ethene	0.0026	Not Detected
Helium	0.13	0.030 J

J = Estimated value.

Container Type: 1 Liter Summa Canister

Air Toxics LTD.
Laboratory Services Since 1989

Client Sample ID: VMP-4-12-021411

Lab ID#: 1102306B-12A

NATURAL GAS ANALYSIS BY MODIFIED ASTM D-1946

File Name:	**9021919**	**Date of Collection:**	**2/14/11 3:03:00 PM**
Dil. Factor:	**2.59**	**Date of Analysis:**	**2/19/11 09:18 PM**

Compound	**Rpt. Limit (%)**	**Amount (%)**
Oxygen	0.26	5.3
Nitrogen	0.26	80
Carbon Monoxide	0.026	Not Detected
Methane	0.00026	4.7
Carbon Dioxide	0.026	9.0
Ethane	0.0026	0.0016 J
Ethene	0.0026	Not Detected
Helium	0.13	0.35

J = Estimated value.

Container Type: 1 Liter Summa Canister

Air Toxics LTD.
Laboratory Services Since 1989

Client Sample ID: VMP-22-5-021111

Lab ID#: 1102306B-13A

NATURAL GAS ANALYSIS BY MODIFIED ASTM D-1946

File Name:	**9022117**	**Date of Collection:**	**2/11/11 10:05:00 AM**
Dil. Factor:	**2.57**	**Date of Analysis:**	**2/21/11 01:14 PM**

Compound	Rpt. Limit (%)	Amount (%)
Oxygen	0.26	8.0
Nitrogen	0.26	84
Carbon Monoxide	0.026	Not Detected
Methane	0.00026	0.0078
Carbon Dioxide	0.026	8.4
Ethane	0.0026	Not Detected
Ethene	0.0026	Not Detected
Helium	0.13	0.060 J

J = Estimated value.

Container Type: 1 Liter Summa Canister

Air Toxics LTD.
Laboratory Services Since 1989

Client Sample ID: VMP-11-29-021411

Lab ID#: 1102306B-14A

NATURAL GAS ANALYSIS BY MODIFIED ASTM D-1946

File Name:	**9022112**	**Date of Collection:**	**2/14/11 9:43:00 AM**
Dil. Factor:	**2.50**	**Date of Analysis:**	**2/21/11 11:17 AM**

Compound	Rpt. Limit (%)	Amount (%)
Oxygen	0.25	3.6
Nitrogen	0.25	82
Carbon Monoxide	0.025	Not Detected
Methane	0.00025	0.00048
Carbon Dioxide	0.025	14
Ethane	0.0025	Not Detected
Ethene	0.0025	Not Detected
Helium	0.12	0.013 J

J = Estimated value.

Container Type: 1 Liter Summa Canister

Air Toxics LTD.
Laboratory Services Since 1989

Client Sample ID: VMP-22-10-021111

Lab ID#: 1102306B-15A

NATURAL GAS ANALYSIS BY MODIFIED ASTM D-1946

File Name:	**9022114**	**Date of Collection:**	**2/11/11 11:17:00 AM**
Dil. Factor:	**2.44**	**Date of Analysis:**	**2/21/11 11:59 AM**

Compound	Rpt. Limit (%)	Amount (%)
Oxygen	0.24	5.5
Nitrogen	0.24	84
Carbon Monoxide	0.024	Not Detected
Methane	0.00024	0.0034
Carbon Dioxide	0.024	10
Ethane	0.0024	Not Detected
Ethene	0.0024	Not Detected
Helium	0.12	0.031 J

J = Estimated value.

Container Type: 1 Liter Summa Canister

Air Toxics LTD.
Laboratory Services Since 1989

Client Sample ID: VMP-22-18-021111

Lab ID#: 1102306B-16A

NATURAL GAS ANALYSIS BY MODIFIED ASTM D-1946

File Name:	**9022118**	**Date of Collection:**	**2/11/11 12:28:00 PM**
Dil. Factor:	**2.55**	**Date of Analysis:**	**2/21/11 01:36 PM**

Compound	Rpt. Limit (%)	Amount (%)
Oxygen	0.26	1.7
Nitrogen	0.26	85
Carbon Monoxide	0.026	Not Detected
Methane	0.00026	1.5
Carbon Dioxide	0.026	11
Ethane	0.0026	0.00080 J
Ethene	0.0026	Not Detected
Helium	0.13	0.014 J

J = Estimated value.

Container Type: 1 Liter Summa Canister

Air Toxics LTD.
Laboratory Services Since 1989

Client Sample ID: VMP-4-5-021411

Lab ID#: 1102306B-17A

NATURAL GAS ANALYSIS BY MODIFIED ASTM D-1946

File Name:	**9022119**	**Date of Collection:**	**2/14/11 11:23:00 AM**
Dil. Factor:	**2.52**	**Date of Analysis:**	**2/21/11 01:59 PM**

Compound	Rpt. Limit (%)	Amount (%)
Oxygen	0.25	12
Nitrogen	0.25	79
Carbon Monoxide	0.025	Not Detected
Methane	0.00025	0.70
Carbon Dioxide	0.025	4.8
Ethane	0.0025	0.00027 J
Ethene	0.0025	Not Detected
Helium	0.13	2.9

J = Estimated value.

Container Type: 1 Liter Summa Canister

Air Toxics LTD.
Laboratory Services Since 1989

Client Sample ID: VMP-4-23.5-021411

Lab ID#: 1102306B-18A

NATURAL GAS ANALYSIS BY MODIFIED ASTM D-1946

File Name:	**9022120**	**Date of Collection:**	**2/14/11 2:03:00 PM**
Dil. Factor:	**2.13**	**Date of Analysis:**	**2/21/11 02:37 PM**

Compound	Rpt. Limit (%)	Amount (%)
Oxygen	0.21	0.91
Nitrogen	0.21	28
Carbon Monoxide	0.021	Not Detected
Methane	0.00021	51
Carbon Dioxide	0.021	6.5
Ethane	0.0021	0.021
Ethene	0.0021	Not Detected
Helium	0.11	0.022 J

J = Estimated value.

Container Type: 1 Liter Summa Canister

Air Toxics LTD.
Laboratory Services Since 1989

Client Sample ID: VMP-23-5-021511

Lab ID#: 1102306B-19A

NATURAL GAS ANALYSIS BY MODIFIED ASTM D-1946

File Name:	**9022115**	**Date of Collection:**	**2/15/11 10:12:00 AM**
Dil. Factor:	**2.64**	**Date of Analysis:**	**2/21/11 12:24 PM**

Compound	Rpt. Limit (%)	Amount (%)
Oxygen	0.26	19
Nitrogen	0.26	79
Carbon Monoxide	0.026	Not Detected
Methane	0.00026	0.00015 J
Carbon Dioxide	0.026	1.8
Ethane	0.0026	Not Detected
Ethene	0.0026	Not Detected
Helium	0.13	0.10 J

J = Estimated value.

Container Type: 1 Liter Summa Canister

Air Toxics LTD.
Laboratory Services Since 1989

Client Sample ID: VMP-10-10-021111

Lab ID#: 1102306B-20A

NATURAL GAS ANALYSIS BY MODIFIED ASTM D-1946

File Name:	**9022116**	**Date of Collection:**	**2/11/11 9:48:00 AM**
Dil. Factor:	**2.02**	**Date of Analysis:**	**2/21/11 12:48 PM**

Compound	Rpt. Limit (%)	Amount (%)
Oxygen	0.20	17
Nitrogen	0.20	79
Carbon Monoxide	0.020	Not Detected
Methane	0.00020	0.000090 J
Carbon Dioxide	0.020	4.0
Ethane	0.0020	Not Detected
Ethene	0.0020	Not Detected
Helium	0.10	0.016 J

J = Estimated value.

Container Type: 1 Liter Summa Canister

Air Toxics LTD.
Laboratory Services Since 1989

Client Sample ID: Lab Blank

Lab ID#: 1102306B-21A

NATURAL GAS ANALYSIS BY MODIFIED ASTM D-1946

File Name:	**9021904**	**Date of Collection: NA**	
Dil. Factor:	**1.00**	**Date of Analysis: 2/19/11 03:11 PM**	

Compound	Rpt. Limit (%)	Amount (%)
Oxygen	0.10	Not Detected
Nitrogen	0.10	0.045 J
Carbon Monoxide	0.010	Not Detected
Methane	0.00010	Not Detected
Carbon Dioxide	0.010	Not Detected
Ethane	0.0010	Not Detected
Ethene	0.0010	Not Detected

J = Estimated value.

Container Type: NA - Not Applicable

Air Toxics LTD.
Laboratory Services Since 1989

Client Sample ID: Lab Blank

Lab ID#: 1102306B-21B

NATURAL GAS ANALYSIS BY MODIFIED ASTM D-1946

File Name:	**9021903b**	**Date of Collection: NA**	
Dil. Factor:	**1.00**	**Date of Analysis: 2/19/11 02:50 PM**	

Compound	**Rpt. Limit (%)**	**Amount (%)**
Helium	0.050	Not Detected

Container Type: NA - Not Applicable

Air Toxics LTD.
Laboratory Services Since 1989

Client Sample ID: Lab Blank

Lab ID#: 1102306B-22A

NATURAL GAS ANALYSIS BY MODIFIED ASTM D-1946

File Name:	**9022104a**	**Date of Collection: NA**	
Dil. Factor:	**1.00**	**Date of Analysis: 2/21/11 08:05 AM**	

Compound	Rpt. Limit (%)	Amount (%)
Oxygen	0.10	Not Detected
Nitrogen	0.10	0.036 J
Carbon Monoxide	0.010	Not Detected
Methane	0.00010	Not Detected
Carbon Dioxide	0.010	Not Detected
Ethane	0.0010	Not Detected
Ethene	0.0010	Not Detected

J = Estimated value.

Container Type: NA - Not Applicable

Air Toxics LTD.
Laboratory Services Since 1989

Client Sample ID: Lab Blank

Lab ID#: 1102306B-22B

NATURAL GAS ANALYSIS BY MODIFIED ASTM D-1946

File Name:	**9022103ba**	**Date of Collection: NA**	
Dil. Factor:	**1.00**	**Date of Analysis: 2/21/11 07:34 AM**	

Compound	**Rpt. Limit (%)**	**Amount (%)**
Helium	0.050	Not Detected

Container Type: NA - Not Applicable

Air Toxics LTD.
Laboratory Services Since 1989

Client Sample ID: LCS

Lab ID#: 1102306B-23A

NATURAL GAS ANALYSIS BY MODIFIED ASTM D-1946

File Name:	**9021902**	**Date of Collection: NA**	
Dil. Factor:	**1.00**	**Date of Analysis: 2/19/11 02:28 PM**	

Compound	%Recovery
Oxygen	99
Nitrogen	100
Carbon Monoxide	100
Methane	98
Carbon Dioxide	99
Ethane	99
Ethene	99
Helium	95

Container Type: NA - Not Applicable

Air Toxics LTD.
Laboratory Services Since 1989

Client Sample ID: LCSD

Lab ID#: 1102306B-23AA

NATURAL GAS ANALYSIS BY MODIFIED ASTM D-1946

File Name:	**9021920**	**Date of Collection: NA**	
Dil. Factor:	**1.00**	**Date of Analysis: 2/19/11 09:50 PM**	

Compound	%Recovery
Oxygen	99
Nitrogen	100
Carbon Monoxide	100
Methane	99
Carbon Dioxide	100
Ethane	100
Ethene	100
Helium	96

Container Type: NA - Not Applicable

Air Toxics LTD.
Laboratory Services Since 1989

Client Sample ID: LCS

Lab ID#: 1102306B-24A

NATURAL GAS ANALYSIS BY MODIFIED ASTM D-1946

File Name:	**9022102**	**Date of Collection: NA**
Dil. Factor:	**1.00**	**Date of Analysis: 2/21/11 07:08 AM**

Compound	%Recovery
Oxygen	100
Nitrogen	100
Carbon Monoxide	100
Methane	99
Carbon Dioxide	100
Ethane	101
Ethene	101
Helium	97

Container Type: NA - Not Applicable

Air Toxics LTD.
Laboratory Services Since 1989

Client Sample ID: LCSD

Lab ID#: 1102306B-24AA

NATURAL GAS ANALYSIS BY MODIFIED ASTM D-1946

File Name:	**9022126**	**Date of Collection: NA**	
Dil. Factor:	**1.00**	**Date of Analysis: 2/21/11 06:15 PM**	

Compound	%Recovery
Oxygen	99
Nitrogen	100
Carbon Monoxide	99
Methane	99
Carbon Dioxide	99
Ethane	101
Ethene	100
Helium	97

Container Type: NA - Not Applicable

1102306

Shell Oil Products Chain Of Custody Record

URS

Air Toxics LTD.
Project Name: Roxana Dissolved Phase
Project # 21562593.00007
Lab Vendor #

Please Check Appropriate Box:
☑ ENV. SERVICES ☐ MOTIVA RETAIL ☐ SHELL RETAIL
☐ MOTIVA SD&CM ☐ CONSULTANT ☐ LUBES
☐ SHELL PIPELINE ☐ OTHER

Print Bill To Contact Name: Thomas Adams
PO #
INCIDENT # (ENV SERVICES): 9 7 2 1 6 8 4 0
SAP #: 3 4 0 0 6 1
☐ CHECK IF NO INCIDENT # APPLIES
DATE: 02/15/11
PAGE: 1 of 2

SAMPLING COMPANY: URS CORPORATION
LOG CODE:
SITE ADDRESS: Street and City: 900 SOUTH CENTRAL AVE – ROXANA
State: IL
GLOBAL ID NO.:
ADDRESS: 1001 HIGHLANDS PLAZA DRIVE WEST - SUITE 300; ST. LOUIS, MO 63110
EDF DELIVERABLE TO (Name, Company, Office Location): Elizabeth Kunkel, URS, St. Louis
PHONE NO.: 314-743-4179
E-MAIL: Elizabeth_Kunkel@URSCorp.com
CONSULTANT PROJECT NAME/#: Roxana Dissolved Phase
Laboratory Address: Air Toxics, LTD 180 Blue Ravine Road, Suite B, Folsom, CA 95630-4719
SAMPLER NAME(S) (Print):
TELEPHONE: 314-429-0100
FAX: 314-429-0462
Bill To Contact E-MAIL: Thomas_Adams@URSCorp.com

TURNAROUND TIME (CALENDAR DAYS):
☑ STANDARD (14 DAY) ☐ 5 DAYS ☐ 3 DAYS ☐ 2 DAYS ☐ 24 HOURS ☐ RESULTS NEEDED ON WEEKEND

REQUESTED ANALYSIS

☐ LA - RWQCB REPORT FORMAT ☑ UST AGENCY:
DELIVERABLES: ☐ LEVEL 1 ☐ LEVEL 2 ☐ LEVEL 3 ☑ LEVEL 4 ☐ OTHER (SPECIFY)

☑ SHELL CONTRACT RATE APPLIES
☐ STATE REIMBURSEMENT RATE APPLIES
☐ EDD NOT NEEDED
☑ RECEIPT VERIFICATION REQUESTED

Turn Around Time: ☑ Normal ☐ Rush Specify

Lab Use Only
Pressurized by:
Date:
Pressurization Gas: N_2 He

Lab Use Only	Field Sample Identification	Sampling Date	Sampling Time	Canister Number	Canister Pressure/Vacuum Initial	Canister Pressure/Vacuum Final	Canister Pressure/Vacuum Receipt	Canister Pressure/Vacuum Final (psi)	Modified TO-15	ASTM D-1946 + Helium	ASTM D-1946		MW 2/17/11
01A	VMP-10-20-021111	2/11/11	1030 / 1102	2191	-29	-6.5			x	x			5.2" Hg
02A	VMP-11-8-021111	2/11/11	1356 / 1426	3394	-29.5	-6.5			x	x			5.8" Hg
03A	VMP-11-8-021111-DUP	2/11/11	1356 / 1433	1357	-30	-5			x	x			4.2" Hg
04A	VMP-23-10-021511	2/15/11	1129 / 1200	5870	-30	-7.5			x	x			7.8" Hg
05A	VMP-12-11.5-021511	2/15/11	1130 / 1200	5809	-29	-8.5			x	x			7.4" Hg
06A	VMP-12-11.5-021511-DUP	2/15/11	1130 / 1200	2184	-29	-5			x	x			3.8" Hg
07A	VMP-12-5-021511	2/15/11	1020 / 1048	5827	-29.5	-6.5			x	x			5.2" Hg
08A	VMP-11-5-021111	2/11/11	1253 / 1323	839	-30	-4			x	x			3.4" Hg
09A	VMP-12-25-021511	2/15/11	1237 / 1307	2147	-29	-8.5			x	x			7.2" Hg
10A	VMP-23-25-021511	2/15/11	1355 / 1430	3566	-30	-7.5			x	x			6.0" Hg

ADDITIONAL NOTES:
- 14 day hold time
- Report results between MDL and RL
- Level IV ECVP

Relinquished by: (Signature)	Received by: (Signature) FEDEX	Date: 2/15/11	Time: 1830
Relinquished by: (Signature)	Received by: (Signature) ATL	Date: 02/16/11	Time: 1000
Relinquished by: (Signature)	Received by: (Signature)	Date:	Time:

05/2/06 Revision

FED EX
CUSTODY SEAL INTACT? Y N NONE TEMP NA

1102306

Shell Oil Products Chain Of Custody Record

URS

Air Toxics LTD.
Project Name: Roxana Dissolved Phase
Project # 21562593.00007
Lab Vendor #

Please Check Appropriate Box:
☑ ENV. SERVICES ☐ MOTIVA RETAIL ☐ SHELL RETAIL
☐ MOTIVA SD&CM ☐ CONSULTANT ☐ LUBES
☐ SHELL PIPELINE ☐ OTHER

Print Bill To Contact Name: Thomas Adams
PO #
INCIDENT # (ENV SERVICES): 9 7 2 1 6 6 4 0
SAP #: 3 4 0 0 6 1
☐ CHECK IF NO INCIDENT # APPLIES
DATE: 02/15/11
PAGE: 2 of 2

SAMPLING COMPANY: URS CORPORATION
LOG CODE:
SITE ADDRESS: Street and City: 900 SOUTH CENTRAL AVE – ROXANA
State: IL
GLOBAL ID NO.:
ADDRESS: 1001 HIGHLANDS PLAZA DRIVE WEST - SUITE 300; ST. LOUIS, MO 63110
EDF DELIVERABLE TO (Name, Company, Office Location): Elizabeth Kunkel, URS, St. Louis
PHONE NO.: 314-743-4179
E-MAIL: Elizabeth_Kunkel@URSCorp.com
CONSULTANT PROJECT NAME#: Roxana Dissolved Phase
Laboratory Address: Air Toxics, LTD 180 Blue Ravine Road, Suite B, Folsom, CA 95630-4719
SAMPLER NAME(S) (Print):
TELEPHONE: 314-429-0100
FAX: 314-429-0462
Bill To Contact E-MAIL: Thomas_Adams@URSCorp.com

TURNAROUND TIME (CALENDAR DAYS):
☑ STANDARD (14 DAY) ☐ 5 DAYS ☐ 3 DAYS ☐ 2 DAYS ☐ 24 HOURS ☐ RESULTS NEEDED ON WEEKEND

☐ LA - RWQCB REPORT FORMAT ☑ LIST AGENCY:

DELIVERABLES: ☐ LEVEL 1 ☐ LEVEL 2 ☐ LEVEL 3 ☑ LEVEL 4 ☐ OTHER (SPECIFY)

☑ SHELL CONTRACT RATE APPLIES
☐ STATE REIMBURSEMENT RATE APPLIES
☐ EDD NOT NEEDED
☑ RECEIPT VERIFICATION REQUESTED

REQUESTED ANALYSIS

Turn Around Time: ☑ Normal ☐ Rush
Specify

Lab Use Only
Pressurized by:
Date:
Pressurization Gas: N_2 He

LAB USE ONLY	Field Sample Identification	SAMPLING DATE	SAMPLING TIME	Canister Number	Canister Pressure/Vacuum Initial	Final	Receipt	Final (psi)	Modified TO-15	ASTM D-1946 + Helium	ASTM D-1946		mW 2/17/11
11A	VMP-16-5-021511	2/15/11	1537 / 1604	3843	-28.5	-8			x	x			7.0" Hg
12A	VMP-4-12-021411	2/14/11	1433 / 1503	2001	-30	-7.5			x	x			6.6" Hg
13A	VMP-22-5-021111	2/11/11	0935 / 1005	3806	-30	-8			x	x			6.4" Hg
14A	VMP-11-29-021411	2/14/11	0911 / 0943	2654	-30	-7			x	x			5.8" Hg
15A	VMP-22-10-021111	2/11/11	1047 / 1117	2112	-30	-7			x	x			5.2" Hg
16A	VMP-22-18-021111	2/11/11	1156 / 1228	3483	-30	-8			x	x			6.2" Hg
17A	VMP-4-5-021411	2/14/11	1053 / 1123	27	-30	-7			x	x			6.0" Hg
18A	VMP-4-23.5-021411	2/14/11	1333 / 1403	5704	-30	-2.5			x	x			1.6" Hg
19A	VMP-23-5-021511	2/15/11	0942 / 1012	2697	-30	-9.5			x	x			7.0" Hg
20A	VMP-10-10-021111	2/11/11	0911 / 0948	3093	-29.5	-7.5			x	x			0.0" Hg

ADDITIONAL NOTES:
- 14 day hold time
- Report results between MDL and RL
- Level IV ECVP

Relinquished by: (Signature)	Received by: (Signature)	Date: 2/15/11	Time: 1830
	FEDEX		
Relinquished by: (Signature)	Received by: (Signature)	Date:	Time:
Relinquished by: (Signature)	Received by: (Signature)	Date:	Time:

05/2/06 Revision

SEAL
CUSTODY SEAL INTACT?
Y N NONE TEMP N/A

Roxana 1Q2011 Vapor Data Review

Laboratory SDG: 1102377A, B

Data Reviewer: Steve Gragert

Peer Reviewer: Jeff Aust

Date Reviewed: 3/8/2011

Guidance: USEPA National Functional Guidelines for Superfund Organic Methods Data Review 2008

Work Plan: Dissolved Phase Groundwater Investigation and P-60 Free Phase Product Delineation (2009)

Sample Identification	Sample Identification
VMP-5-5-021611	VMP-5-12.5-021611
VMP-5-31-021611	VMP-15-5-021611
VMP-15-21.5-021611	VMP-15-25.5-021611
VMP-16-13.5-021611	VMP-16-13.5-021611-Dup
VMP-16-19-021611	VMP-24-5-021611
VMP-24-10-021711	VMP-24-22-021711
VMP-24-34-021711	VMP-14-5-021711
VMP-14-11.5-021711	VMP-14-11.5-021711-Dup

1.0 Data Package Completeness

Were all items delivered as specified in the QAPP and COC as appropriate?

Yes

2.0 Laboratory Case Narrative \ Cooler Receipt Form

Were problems noted in the laboratory case narrative or cooler receipt form?

Yes, the laboratory case narrative indicated samples VMP-5-5-021611 and VMP-5-31-021611 were diluted and re-analyzed to bring the highest level compounds within calibration range of the instrument. Results for the highest level compounds were reported from the re-analysis runs and the remaining compounds were reported from the original analyses. Although not indicated in the laboratory case narrative, analytes were detected in the TO-15 method blank. Also, surrogate and CCV recoveries were outside evaluation criteria. These issues are addressed further in the appropriate sections below.

The cooler receipt form indicated no issues or discrepancies.

3.0 Holding Times

Were samples extracted/analyzed within applicable limits?

Yes

4.0 Blank Contamination

Were any analytes detected in the Method Blanks, Field Blanks or Trip Blanks?

Yes

Blank ID	Parameter	Analyte	Concentration/Amount
1102377A-17A	TO-15	Acetone	0.47 ppbv / 1.1 µg/m^3
1102377A-17A	TO-15	Carbon disulfide	0.32 ppbv / 1.0 µg/m^3
1102377A-17A	TO-15	2,2,4-Trimethylpentane	0.30 ppbv / 1.4 µg/m^3
1102377A-17A	TO-15	Toluene	0.076 ppbv / 0.29 µg/m^3
1102377A-17A	TO-15	m,p-Xylene	0.12 ppbv / 0.50 µg/m^3
1102377A-17A	TO-15	o-Xylene	0.12 ppbv / 0.53 µg/m^3
1102377A-17A	TO-15	Cumene	0.28 ppbv / 1.4 µg/m^3
1102377A-17A	TO-15	Propylbenzene	0.14 ppbv / 0.70 µg/m^3
1102377A-17A	TO-15	1,3,5-Trimethylbenzene	0.28 ppbv / 1.4 µg/m^3
1102377A-17A	TO-15	1,2,4-Trimethylbenzene	0.19 ppbv / 0.95 µg/m^3
1102377A-17A	TO-15	1,3-Dichlorobenzene	0.14 ppbv / 0.88 µg/m^3
1102377A-17A	TO-15	1,4-Dichlorobenzene	0.16 ppbv / 0.99 µg/m^3
1102377A-17A	TO-15	1,2-Dichlorobenzene	0.16 ppbv / 0.96 µg/m^3
1102377A-17A	TO-15	1,2,4-Trichlorobenzene	0.51 ppbv / 3.8 µg/m^3
1102377A-17A	TO-15	Hexachlorobutadiene	0.39 ppbv / 4.1 µg/m^3
1102377B-17A	Natural gases	Oxygen	0.016 %
1102377B-17A	Natural gases	Nitrogen	0.078 %

Qualifications due to blank contamination are included in the table below. Analytical data that were reported non-detect or at concentrations greater than five times (5X) the associated blank concentration did not require qualification.

Sample ID	Parameter	Analyte	New Reporting Limit (RL)	Qualification
VMP-24-5-021611	TO-15	Carbon disulfide	-	**U**
VMP-24-5-021611	TO-15	Toluene	-	**U**
VMP-24-5-021611	TO-15	m,p-Xylene	-	**U**
VMP-24-5-021611	TO-15	o-Xylene	-	**U**
VMP-24-5-021611	TO-15	Cumene	-	**U**
VMP-24-5-021611	TO-15	Propylbenzene	-	**U**
VMP-24-5-021611	TO-15	1,3,5-Trimethylbenzene	-	**U**
VMP-24-5-021611	TO-15	1,2,4-Trimethylbenzene	-	**U**
VMP-24-5-021611	TO-15	1,3-Dichlorobenzene	-	**U**
VMP-24-5-021611	TO-15	1,4-Dichlorobenzene	-	**U**
VMP-24-5-021611	TO-15	1,2-Dichlorobenzene	-	**U**
VMP-24-5-021611	TO-15	1,2,4-Trichlorobenzene	-	**U**
VMP-24-10-021711	TO-15	Carbon disulfide	-	**U**
VMP-24-10-021711	TO-15	Toluene	-	**U**
VMP-24-10-021711	TO-15	m,p-Xylene	-	**U**
VMP-24-10-021711	TO-15	Cumene	-	**U**
VMP-24-10-021711	TO-15	Propylbenzene	-	**U**
VMP-24-10-021711	TO-15	1,2,4-Trimethylbenzene	-	**U**
VMP-24-22-021711	TO-15	Carbon disulfide	-	**U**

Sample ID	Parameter	Analyte	New Reporting Limit (RL)	Qualification
VMP-24-22-021711	TO-15	Cumene	-	**U**
VMP-24-22-021711	TO-15	Propylbenzene	-	**U**
VMP-24-22-021711	TO-15	1,2,4-Trimethylbenzene	-	**U**
VMP-24-34-021711	TO-15	Carbon disulfide	-	**U**
VMP-24-34-021711	TO-15	Toluene	-	**U**
VMP-14-5-021711	TO-15	Carbon disulfide	-	**U**
VMP-14-5-021711	TO-15	Toluene	-	**U**
VMP-14-5-021711	TO-15	m,p-Xylene	-	**U**
VMP-14-5-021711	TO-15	Cumene	-	**U**
VMP-14-5-021711	TO-15	Propylbenzene	-	**U**
VMP-14-5-021711	TO-15	1,2,4-Trichlorobenzene	-	**U**

5.0 Laboratory Control Sample

Were LCS recoveries within evaluation criteria?

Yes

6.0 Surrogate Recoveries

Were surrogate recoveries within evaluation criteria?

No

Sample ID	Parameter	Surrogate	Surrogate Recovery	Surrogate Criteria
VMP-5-5-021611	TO-15	1,2-Dichloroethane-d_4	**155**	70-130

Analytical data that required qualification based on surrogate data are included in the table below. Analytical data which were reported as nondetect and associated with surrogate recoveries above evaluation criteria, indicating a possible high bias, did not require qualification.

Sample ID	Parameter	Analyte	Qualification
VMP-5-5-021611	TO-15	2-Propanol	**J**
VMP-5-5-021611	TO-15	Carbon disulfide	**J**
VMP-5-5-021611	TO-15	Benzene	**J**
VMP-5-5-021611	TO-15	Toluene	**J**
VMP-5-5-021611	TO-15	Ethyl benzene	**J**
VMP-5-5-021611	TO-15	m,p-Xylene	**J**

7.0 Matrix Spike and Matrix Spike Duplicate Recoveries

Were MS/MSD samples collected as part of this SDG?

MS/MSD samples are not applicable for vapor samples, due to inability to spike the samples.

8.0 Laboratory Duplicate Results

Were laboratory duplicate samples collected as part of this SDG?

No

9.0 Field Duplicate Results

Were field duplicate samples collected as part of this SDG?

Yes

Field ID	Field Duplicate ID
VMP-16-13.5-021611	VMP-16-13.5-021611-Dup
VMP-14-11.5-021711	VMP-14-11.5-021711-Dup

Were field duplicates within evaluation criteria?

Yes

10.0 Sample Dilutions

For samples that were diluted and nondetect, were undiluted results also reported?

Not applicable; analytes were detected in samples that were diluted.

11.0 Additional Qualifications

Were additional qualifications applied?

Yes, the CCV recovery listed in the table below was above evaluation criteria.

CCV ID	Parameter	Analyte	CCV Recovery	CCV Criteria
1102377A-18A	TO-15	Ethanol	**131**	70-130

Analytical data that required qualification based on CCV data are included in the table below. Analytical data which were reported as nondetect and associated with CCV recoveries above evaluation criteria, indicating a possible high bias, did not require qualification.

Sample ID	Parameter	Analyte	Qualification
VMP-15-5-021611	TO-15	Ethanol	**J**
VMP-24-5-021611	TO-15	Ethanol	**J**
VMP-24-10-021711	TO-15	Ethanol	**J**
VMP-24-22-021711	TO-15	Ethanol	**J**
VMP-24-34-021711	TO-15	Ethanol	**J**
VMP-14-5-021711	TO-15	Ethanol	**J**

Air Toxics LTD.
Laboratory Services Since 1989

2/25/2011
Mr. Jeff Adams
URS Corporation
1001 Highlands Plaza Dr. West
Suite 300
St. Louis MO 63110

Project Name: Roxana Dissolved Phase
Project #: 21562593.00007
Workorder #: 1102377A

Dear Mr. Jeff Adams

The following report includes the data for the above referenced project for sample(s) received on 2/18/2011 at Air Toxics Ltd.

The data and associated QC analyzed by Modified TO-15 are compliant with the project requirements or laboratory criteria with the exception of the deviations noted in the attached case narrative.

Thank you for choosing Air Toxics Ltd. for your air analysis needs. Air Toxics Ltd. is committed to providing accurate data of the highest quality. Please feel free to contact the Project Manager: Jacquelyn Luta at 916-985-1000 if you have any questions regarding the data in this report.

Regards,

Jacquelyn Luta
Project Manager

Revitwed
on
3/8/2011

WORK ORDER #: 1102377A

Work Order Summary

CLIENT:	Mr. Jeff Adams URS Corporation 1001 Highlands Plaza Dr. West Suite 300 St. Louis, MO 63110	**BILL TO:**	Accounts Payable Austin URS Corporation P.O. BOX 203970 Austin, TX 78720-1088
PHONE:	314-429-0100	**P.O. #**	21562593.00007
FAX:		**PROJECT #**	21562593.00007 Roxana Dissolved Phase
DATE RECEIVED:	02/18/2011	**CONTACT:**	Jacquelyn Luta
DATE COMPLETED:	02/25/2011		

FRACTION #	NAME	TEST	RECEIPT VAC./PRES.	FINAL PRESSURE
01A	VMP-5-5-021611	Modified TO-15	5.5 "Hg	15 psi
01B	VMP-5-5-021611	Modified TO-15	5.5 "Hg	15 psi
02A	VMP-5-12.5-021611	Modified TO-15	4.5 "Hg	15 psi
03A	VMP-5-31-021611	Modified TO-15	8.0 "Hg	15 psi
03B	VMP-5-31-021611	Modified TO-15	8.0 "Hg	15 psi
04A	VMP-15-5-021611	Modified TO-15	8.5 "Hg	15 psi
05A	VMP-15-21.5-021611	Modified TO-15	7.5 "Hg	15 psi
06A	VMP-15-25.5-021611	Modified TO-15	6.5 "Hg	15 psi
07A	VMP-16-13.5-021611	Modified TO-15	7.5 "Hg	15 psi
08A	VMP-16-13.5-021611-Dup	Modified TO-15	7.0 "Hg	15 psi
09A	VMP-16-19-021611	Modified TO-15	6.5 "Hg	15 psi
10A	VMP-24-5-021611	Modified TO-15	8.5 "Hg	15 psi
11A	VMP-24-10-021711	Modified TO-15	7.5 "Hg	15 psi
12A	VMP-24-22-021711	Modified TO-15	7.5 "Hg	15 psi
13A	VMP-24-34-021711	Modified TO-15	7.5 "Hg	15 psi
14A	VMP-14-5-021711	Modified TO-15	7.0 "Hg	15 psi
15A	VMP-14-11.5-021711	Modified TO-15	8.0 "Hg	15 psi

Continued on next page

Air Toxics LTD.
Laboratory Services Since 1989

WORK ORDER #: 1102377A

Work Order Summary

CLIENT:	Mr. Jeff Adams URS Corporation 1001 Highlands Plaza Dr. West Suite 300 St. Louis, MO 63110	**BILL TO:**	Accounts Payable Austin URS Corporation P.O. BOX 203970 Austin, TX 78720-1088
PHONE:	314-429-0100	**P.O. #**	21562593.00007
FAX:		**PROJECT #**	21562593.00007 Roxana Dissolved Phase
DATE RECEIVED:	02/18/2011	**CONTACT:**	Jacquelyn Luta
DATE COMPLETED:	02/25/2011		

FRACTION #	NAME	TEST	RECEIPT VAC./PRES.	FINAL PRESSURE
16A	VMP-14-11.5-021711-Dup	Modified TO-15	8.0 "Hg	15 psi
17A	Lab Blank	Modified TO-15	NA	NA
17B	Lab Blank	Modified TO-15	NA	NA
18A	CCV	Modified TO-15	NA	NA
18B	CCV	Modified TO-15	NA	NA
19A	LCS	Modified TO-15	NA	NA
19AA	LCSD	Modified TO-15	NA	NA
19B	LCS	Modified TO-15	NA	NA
19BB	LCSD	Modified TO-15	NA	NA

CERTIFIED BY: Linda J. Truman DATE: 02/25/11

Laboratory Director

Certfication numbers: CA NELAP - 02110CA, LA NELAP/LELAP- AI 30763,
NY NELAP - 11291, UT NELAP - 9166389892, AZ Licensure AZ0719
Name of Accrediting Agency: NELAP/Florida Department of Health, Scope of Application: Clean Air Act,
Accreditation number: E87680, Effective date: 07/01/09, Expiration date: 06/30/11
Air Toxics Ltd. certifies that the test results contained in this report meet all requirements of the NELAC standards

This report shall not be reproduced, except in full, without the written approval of Air Toxics Ltd.

180 BLUE RAVINE ROAD, SUITE B FOLSOM, CA - 95630
(916) 985-1000 . (800) 985-5955 . FAX (916) 985-1020

LABORATORY NARRATIVE
EPA Method TO-15
URS Corporation
Workorder# 1102377A

Sixteen 1 Liter Summa Canister samples were received on February 18, 2011. The laboratory performed analysis via modified EPA Method TO-15 using GC/MS in the full scan mode.

This workorder was independently validated prior to submittal using 'USEPA National Functional Guidelines' as generally applied to the analysis of volatile organic compounds in air. A rules-based, logic driven, independent validation engine was employed to assess completeness, evaluate pass/fail of relevant project quality control requirements and verification of all quantified amounts.

Receiving Notes

There were no receiving discrepancies.

Analytical Notes

As per project specific client request the laboratory has reported estimated values for target compound hits that are below the Reporting Limit but greater than the Method Detection Limit. Concentrations that are below the level at which the canister was certified (0.2 ppbv for compounds reported at 0.5 ppbv and 0.8 ppbv for compounds reported at 2.0 ppbv) may be false positives.

Due to high-level target compounds, samples VMP-5-5-021611 and VMP-5-12.5-021611 were analyzed twice. In the "A" fraction, the sample was diluted to bring the highest-level compounds within the calibration range. The "B" fraction is also reported by client request and may be reported with "E" flags indicating the compound exceeds the calibration range. Both runs and associated QC are reported.

All Quality Control Limit exceedences and affected sample results are noted by flags. Each flag is defined at the bottom of this Case Narrative and on each Sample Result Summary page. Target compound non-detects in the samples that are associated with high bias in QC analyses have not been flagged.

Definition of Data Qualifying Flags

Eight qualifiers may have been used on the data analysis sheets and indicates as follows:

B - Compound present in laboratory blank greater than reporting limit (background subtraction not performed).
J - Estimated value.
E - Exceeds instrument calibration range.
S - Saturated peak.
Q - Exceeds quality control limits.
U - Compound analyzed for but not detected above the reporting limit.
UJ- Non-detected compound associated with low bias in the CCV and/or LCS.
N - The identification is based on presumptive evidence.

File extensions may have been used on the data analysis sheets and indicates

as follows:
a-File was requantified
b-File was quantified by a second column and detector
r1-File was requantified for the purpose of reissue

Air Toxics LTD.
Laboratory Services Since 1989

Summary of Detected Compounds
MODIFIED EPA METHOD TO-15 GC/MS FULL SCAN

* - Use these results only. All other data reported from the 8.23 x dilution analysis.

Client Sample ID: VMP-5-5-021611

Lab ID#: 1102377A-01A

Compound	Rpt. Limit (ppbv)	Amount (ppbv)	Rpt. Limit (ug/m3)	Amount (ug/m3)
2-Propanol	99	~~120~~	~~240~~	~~290~~
Carbon Disulfide	25	~~29~~	~~77~~	~~92~~
* Cyclohexane	25	* 1300	85	* 4400
* 2,2,4-Trimethylpentane	25	* 5200	120	* 24000
Benzene	25	~~7.4 J~~	79	~~24 J~~
Toluene	25	~~28~~	93	~~110~~
m,p-Xylene	25	~~6.2 J~~	110	~~27 J~~
Styrene	25	~~7.6 J~~	100	~~32 J~~
1,2,4-Trimethylbenzene	25	~~3.4 J~~	120	~~17 J~~

** - Do not use this data. Use all other data."

Client Sample ID: VMP-5-5-021611

Lab ID#: 1102377A-01B DF = 8.23

Compound	Rpt. Limit (ppbv)	Amount (ppbv)	Rpt. Limit (ug/m3)	Amount (ug/m3)
2-Propanol	16	120	40	300
Carbon Disulfide	4.1	2.6 J	13	8.1 J
** Cyclohexane	4.1	~~1600 E~~	14	~~5700 E~~
** 2,2,4-Trimethylpentane	4.1	~~6100 E~~	19	~~29000 E~~
Benzene	4.1	7.6	13	24
Toluene	4.1	2.1 J	16	7.8 J
Ethyl Benzene	4.1	0.95 J	18	4.1 J
m,p-Xylene	4.1	1.4 J	18	6.2 J

Client Sample ID: VMP-5-12.5-021611

Lab ID#: 1102377A-02A

Compound	Rpt. Limit (ppbv)	Amount (ppbv)	Rpt. Limit (ug/m3)	Amount (ug/m3)
Hexane	200	31000	700	110000
Cyclohexane	200	10000	680	36000
2,2,4-Trimethylpentane	200	36000	930	170000
Heptane	200	1400	810	5800

Air Toxics LTD.
Laboratory Services Since 1989

Summary of Detected Compounds
MODIFIED EPA METHOD TO-15 GC/MS

Client Sample ID: VMP-5-31-021611

Lab ID#: 1102377A-03A

Compound	Rpt. Limit (ppbv)	Amount (ppbv)	Rpt. Limit (ug/m3)	Amount (ug/m3)
Acetone	6900	3400 J	16000	8000 J
Hexane	1700	1600000	6100	5600000
Cyclohexane	1700	390000	5900	1400000
2,2,4-Trimethylpentane	1700	650000	8000	3000000
Benzene	1700	23000	5500	73000
Heptane	1700	230000	7100	930000
Toluene	1700	710 J	6500	2700 J
m,p-Xylene	1700	1300 J	7500	5500 J

Client Sample ID: VMP-5-31-021611

Lab ID#: 1102377A-03B

Compound	Rpt. Limit (ppbv)	Amount (ppbv)	Rpt. Limit (ug/m3)	Amount (ug/m3)
Hexane	1400	1600000 E	4900	5600000 E
Cyclohexane	1400	390000	4800	1300000
2,2,4-Trimethylpentane	1400	660000	6400	3100000
Benzene	1400	23000	4400	74000
Heptane	1400	230000	5600	950000
Toluene	1400	670 J	5200	2500 J
m,p-Xylene	1400	1300 J	6000	5500 J

Client Sample ID: VMP-15-5-021611

Lab ID#: 1102377A-04A

Compound	Rpt. Limit (ppbv)	Amount (ppbv)	Rpt. Limit (ug/m3)	Amount (ug/m3)
Ethanol	110	71 J	210	130 J
Acetone	110	140	270	330
2-Propanol	110	71 J	280	170 J
Carbon Disulfide	28	34	88	110
Methylene Chloride	28	26 J	98	91 J
2-Butanone (Methyl Ethyl Ketone)	28	27 J	83	80 J

Summary of Detected Compounds
MODIFIED EPA METHOD TO-15 GC/MS FULL SCAN

Client Sample ID: VMP-15-5-021611

Lab ID#: 1102377A-04A

Cyclohexane	28	84	97	290
2,2,4-Trimethylpentane	28	8400	130	39000
Benzene	28	620	90	2000
Toluene	28	27 J	110	100 J
m,p-Xylene	28	5.2 J	120	23 J
Styrene	28	8.4 J	120	36 J
1,2,4-Trimethylbenzene	28	3.4 J	140	17 J

Client Sample ID: VMP-15-21.5-021611

Lab ID#: 1102377A-05A

Compound	Rpt. Limit (ppbv)	Amount (ppbv)	Rpt. Limit (ug/m3)	Amount (ug/m3)
Hexane	110	550	390	1900
Cyclohexane	110	710	380	2400
2,2,4-Trimethylpentane	110	92000	520	430000
Benzene	110	680	360	2200

Client Sample ID: VMP-15-25.5-021611

Lab ID#: 1102377A-06A

Compound	Rpt. Limit (ppbv)	Amount (ppbv)	Rpt. Limit (ug/m3)	Amount (ug/m3)
2-Propanol	69	23 J	170	57 J
Carbon Disulfide	17	9.0 J	54	28 J
Cyclohexane	17	130	59	450
2,2,4-Trimethylpentane	17	6100	80	29000
Benzene	17	110	55	360

Client Sample ID: VMP-16-13.5-021611

Lab ID#: 1102377A-07A

Compound	Rpt. Limit (ppbv)	Amount (ppbv)	Rpt. Limit (ug/m3)	Amount (ug/m3)
Hexane	1300	3300	4700	12000
Cyclohexane	1300	22000	4600	78000

Air Toxics LTD.
Laboratory Services Since 1989

Summary of Detected Compounds
MODIFIED EPA METHOD TO-15 GC/MS

Client Sample ID: VMP-16-13.5-021611

Lab ID#: 1102377A-07A

2,2,4-Trimethylpentane	1300	1200000	6300	5600000
Benzene	1300	2200	4300	7100

Client Sample ID: VMP-16-13.5-021611-Dup

Lab ID#: 1102377A-08A

Compound	Rpt. Limit (ppbv)	Amount (ppbv)	Rpt. Limit (ug/m3)	Amount (ug/m3)
Hexane	1300	2800	4600	10000
Cyclohexane	1300	24000	4500	84000
2,2,4-Trimethylpentane	1300	1300000	6200	6100000
Benzene	1300	2900	4200	9300

Client Sample ID: VMP-16-19-021611

Lab ID#: 1102377A-09A

Compound	Rpt. Limit (ppbv)	Amount (ppbv)	Rpt. Limit (ug/m3)	Amount (ug/m3)
Hexane	1300	2100	4500	7400
Cyclohexane	1300	23000	4400	80000
2,2,4-Trimethylpentane	1300	1200000	6000	5900000
Benzene	1300	2400	4100	7700

Client Sample ID: VMP-24-5-021611

Lab ID#: 1102377A-10A

Compound	Rpt. Limit (ppbv)	Amount (ppbv)	Rpt. Limit (ug/m3)	Amount (ug/m3)
Freon 12	1.4	0.34 J	7.0	1.7 J
Ethanol	5.6	4.9 J "J"	11	9.3 J "J"
Acetone	5.6	8.1	13	19
2-Propanol	5.6	1.3 J	14	3.3 J
Carbon Disulfide	1.4	~~0.93 J~~ "U"	4.4	~~2.9 J~~ "U"
Methylene Chloride	1.4	0.53 J	4.9	1.8 J
Hexane	1.4	2.8	5.0	9.9
Cyclohexane	1.4	0.92 J	4.8	3.2 J

Air Toxics LTD.
Laboratory Services Since 1989

Summary of Detected Compounds
MODIFIED EPA METHOD TO-15 GC/MS FULL SCAN

Client Sample ID: VMP-24-5-021611

Lab ID#: 1102377A-10A

2,2,4-Trimethylpentane	1.4	2.4	6.6	11
Benzene	1.4	5.9	4.5	19
Heptane	1.4	0.98 J	5.8	4.0 J
Toluene	1.4	~~0.30 J~~ U	5.3	~~1.1 J~~ U
m,p-Xylene	1.4	~~0.22 J~~ U	6.1	~~0.95 J~~ U
o-Xylene	1.4	~~0.20 J~~ U	6.1	~~0.86 J~~ U
Cumene	1.4	~~0.42 J~~ U	6.9	~~2.0 J~~ U
Propylbenzene	1.4	~~0.26 J~~ U	6.9	~~1.3 J~~ U
1,3,5-Trimethylbenzene	1.4	~~0.48 J~~ U	6.9	~~2.3 J~~ U
1,2,4-Trimethylbenzene	1.4	~~0.32 J~~ U	6.9	~~1.6 J~~ U
1,3-Dichlorobenzene	1.4	~~0.26 J~~ U	8.5	~~1.5 J~~ U
1,4-Dichlorobenzene	1.4	~~0.30 J~~ U	8.5	~~1.8 J~~ U
1,2-Dichlorobenzene	1.4	~~0.21 J~~ U	8.5	~~1.3 J~~ U
1,2,4-Trichlorobenzene	5.6	~~0.88 J~~ U	42	~~6.5 J~~ U

Client Sample ID: VMP-24-10-021711

Lab ID#: 1102377A-11A

Compound	Rpt. Limit (ppbv)	Amount (ppbv)	Rpt. Limit (ug/m3)	Amount (ug/m3)
Freon 12	1.3	0.51 J	6.6	2.5 J
Freon 11	1.3	0.33 J	7.6	1.9 J
Ethanol	5.4	13 J J	10	24 J J
Acetone	5.4	4.3 J	13	10 J
2-Propanol	5.4	2.6 J	13	6.5 J
Carbon Disulfide	1.3	~~1.3 J~~ U	4.2	~~3.9 J~~ U
Hexane	1.3	52	4.7	180
Cyclohexane	1.3	32	4.6	110
2,2,4-Trimethylpentane	1.3	250	6.3	1200
Benzene	1.3	440	4.3	1400
Toluene	1.3	~~0.23 J~~ U	5.1	~~0.86 J~~ U
Ethyl Benzene	1.3	0.64 J	5.8	2.8 J
m,p-Xylene	1.3	~~0.17 J~~ U	5.8	0.74 J U
Cumene	1.3	~~0.39 J~~ U	6.6	1.9 J U

Air Toxics LTD.
Laboratory Services Since 1989

Summary of Detected Compounds
MODIFIED EPA METHOD TO-15 GC/MS FULL SCAN

Client Sample ID: VMP-24-10-021711

Lab ID#: 1102377A-11A

Propylbenzene	1.3	~~0.41 J~~ "U"	6.6	~~2.0 J~~ "U"
1,2,4-Trimethylbenzene	1.3	~~0.13 J~~ "U"	6.6	~~0.62 J~~ "U"

Client Sample ID: VMP-24-22-021711

Lab ID#: 1102377A-12A

Compound	Rpt. Limit (ppbv)	Amount (ppbv)	Rpt. Limit (ug/m3)	Amount (ug/m3)
Freon 12	1.3	0.52 J	6.6	2.6 J
Freon 11	1.3	0.33 J	7.6	1.8 J
Ethanol	5.4	13 J "J"	10	24 J "J"
Acetone	5.4	2.7 J	13	6.4 J
2-Propanol	5.4	2.6 J	13	6.3 J
Carbon Disulfide	1.3	~~1.0 J~~ "U"	4.2	~~3.2 J~~ "U"
Hexane	1.3	32	4.7	110
Cyclohexane	1.3	20	4.6	67
2,2,4-Trimethylpentane	1.3	110	6.3	540
Benzene	1.3	300	4.3	950
Heptane	1.3	13	5.5	53
Toluene	1.3	1.3 J	5.1	4.9 J
Tetrachloroethene	1.3	0.20 J	9.1	1.4 J
Ethyl Benzene	1.3	1.4	5.8	5.9
m,p-Xylene	1.3	1.9	5.8	8.4
o-Xylene	1.3	0.68 J	5.8	3.0 J
Cumene	1.3	~~0.39 J~~ "U"	6.6	~~1.9 J~~ "U"
Propylbenzene	1.3	~~0.43 J~~ "U"	6.6	~~2.1 J~~ "U"
4-Ethyltoluene	1.3	0.53 J	6.6	2.6 J
1,2,4-Trimethylbenzene	1.3	~~0.55 J~~ "U"	6.6	~~2.7 J~~ "U"

Client Sample ID: VMP-24-34-021711

Lab ID#: 1102377A-13A

Compound	Rpt. Limit (ppbv)	Amount (ppbv)	Rpt. Limit (ug/m3)	Amount (ug/m3)
Freon 12	1.3	0.45 J	6.6	2.2 J

Air Toxics LTD.
Laboratory Services Since 1989

Summary of Detected Compounds
MODIFIED EPA METHOD TO-15 GC/MS FULL SCAN

Client Sample ID: VMP-24-34-021711

Lab ID#: 1102377A-13A

Chloromethane	5.4	1.8 J	11	3.6 J
Freon 11	1.3	0.39 J	7.6	2.2 J
Ethanol	5.4	17 J "J"	10	32 J "J"
Acetone	5.4	5.7	13	14
2-Propanol	5.4	1.1 J	13	2.6 J
Carbon Disulfide	1.3	~~0.90 J~~ "U"	4.2	~~2.8 J~~ "U"
Hexane	1.3	0.52 J	4.7	1.8 J
2-Butanone (Methyl Ethyl Ketone)	1.3	0.84 J	4.0	2.5 J
Tetrahydrofuran	1.3	0.48 J	4.0	1.4 J
Cyclohexane	1.3	0.70 J	4.6	2.4 J
2,2,4-Trimethylpentane	1.3	5.1	6.3	24
Benzene	1.3	2.6	4.3	8.4
Heptane	1.3	0.54 J	5.5	2.2 J
Toluene	1.3	~~0.17 J~~ "U"	5.1	~~0.64 J~~ "U"

Client Sample ID: VMP-14-5-021711

Lab ID#: 1102377A-14A

Compound	Rpt. Limit (ppbv)	Amount (ppbv)	Rpt. Limit (ug/m3)	Amount (ug/m3)
Freon 12	1.3	0.46 J	6.5	2.3 J
Ethanol	5.3	14 J "J"	9.9	26 J "J"
Acetone	5.3	2.9 J	12	6.9 J
2-Propanol	5.3	2.2 J	13	5.3 J
Carbon Disulfide	1.3	~~1.2 J~~ "U"	4.1	~~3.7 J~~ "U"
Hexane	1.3	29	4.6	100
Cyclohexane	1.3	20	4.5	69
2,2,4-Trimethylpentane	1.3	130	6.2	620
Benzene	1.3	390	4.2	1200
Heptane	1.3	14	5.4	59
Toluene	1.3	~~0.26 J~~ "U"	5.0	~~0.99 J~~ "U"
Ethyl Benzene	1.3	0.67 J	5.7	2.9 J
m,p-Xylene	1.3	~~0.28 J~~ "U"	5.7	~~1.2 J~~ "U"
Cumene	1.3	~~0.54 J~~ "U"	6.5	~~2.6 J~~ "U"

Air Toxics LTD.
Laboratory Services Since 1989

Summary of Detected Compounds
MODIFIED EPA METHOD TO-15 GC/MS FULL SCAN

Client Sample ID: VMP-14-5-021711

Lab ID#: 1102377A-14A

Propylbenzene	1.3	~~0.45 J~~ "U"	6.5	~~2.2 J~~ "U"
1,2,4-Trimethylbenzene	1.3	~~0.13 J~~ "U"	6.5	~~0.63 J~~ "U"

Client Sample ID: VMP-14-11.5-021711

Lab ID#: 1102377A-15A

Compound	Rpt. Limit (ppbv)	Amount (ppbv)	Rpt. Limit (ug/m3)	Amount (ug/m3)
Carbon Disulfide	28	16 J	86	52 J
Cyclohexane	28	780	95	2700
2,2,4-Trimethylpentane	28	3700	130	17000
Benzene	28	270	88	860

Client Sample ID: VMP-14-11.5-021711-Dup

Lab ID#: 1102377A-16A

Compound	Rpt. Limit (ppbv)	Amount (ppbv)	Rpt. Limit (ug/m3)	Amount (ug/m3)
Carbon Disulfide	28	13 J	86	41 J
Cyclohexane	28	870	95	3000
2,2,4-Trimethylpentane	28	4100	130	19000
Benzene	28	320	88	1000

* "Use these results only. All other data was reported from the 8.23X dilution analysis."

Air Toxics LTD.
Laboratory Services Since 1989

Client Sample ID: VMP-5-5-021611

Lab ID#: 1102377A-01A

MODIFIED EPA METHOD TO-15 GC/MS FULL SCAN

File Name:	**p022317**	**Date of Collection: 2/16/11 11:00:00 AM**	
Dil. Factor:	**49.4**	**Date of Analysis: 2/23/11 05:20 PM**	

Compound	Rpt. Limit (ppbv)	Amount (ppbv)	Rpt. Limit (ug/m3)	Amount (ug/m3)
Freon 12	25	Not Detected	120	Not Detected
Freon 114	25	Not Detected	170	Not Detected
Chloromethane	99	Not Detected	200	Not Detected
Vinyl Chloride	25	Not Detected	63	Not Detected
1,3-Butadiene	25	Not Detected	55	Not Detected
Bromomethane	25	Not Detected	96	Not Detected
Chloroethane	25	Not Detected	65	Not Detected
Freon 11	25	Not Detected	140	Not Detected
Ethanol	99	Not Detected	190	Not Detected
Freon 113	25	Not Detected	190	Not Detected
1,1-Dichloroethene	25	Not Detected	98	Not Detected
Acetone	99	Not Detected	230	Not Detected
2-Propanol	99	120	240	290
Carbon Disulfide	25	29	77	92
3-Chloropropene	99	Not Detected	310	Not Detected
Methylene Chloride	25	Not Detected	86	Not Detected
Methyl tert-butyl ether	25	Not Detected	89	Not Detected
trans-1,2-Dichloroethene	25	Not Detected	98	Not Detected
Hexane	25	Not Detected	87	Not Detected
1,1-Dichloroethane	25	Not Detected	100	Not Detected
2-Butanone (Methyl Ethyl Ketone)	25	Not Detected	73	Not Detected
cis-1,2-Dichloroethene	25	Not Detected	98	Not Detected
Tetrahydrofuran	25	Not Detected	73	Not Detected
Chloroform	25	Not Detected	120	Not Detected
1,1,1-Trichloroethane	25	Not Detected	130	Not Detected
* Cyclohexane	25	1300	85	4400
Carbon Tetrachloride	25	Not Detected	160	Not Detected
* 2,2,4-Trimethylpentane	25	5200	120	24000
Benzene	25	7.4 J	79	24 J
1,2-Dichloroethane	25	Not Detected	100	Not Detected
Heptane	25	Not Detected	100	Not Detected
Trichloroethene	25	Not Detected	130	Not Detected
1,2-Dichloropropane	25	Not Detected	110	Not Detected
1,4-Dioxane	99	Not Detected	360	Not Detected
Bromodichloromethane	25	Not Detected	160	Not Detected
cis-1,3-Dichloropropene	25	Not Detected	110	Not Detected
4-Methyl-2-pentanone	25	Not Detected	100	Not Detected
Toluene	25	28	93	110
trans-1,3-Dichloropropene	25	Not Detected	110	Not Detected
1,1,2-Trichloroethane	25	Not Detected	130	Not Detected
Tetrachloroethene	25	Not Detected	170	Not Detected

Air Toxics LTD.
Laboratory Services Since 1989

Client Sample ID: VMP-5-5-021611

Lab ID#: 1102377A-01A

MODIFIED EPA METHOD TO-15 GC/MS FULL SCAN

File Name:	**p022317**	**Date of Collection: 2/16/11 11:00:00 AM**	
Dil. Factor:	**49.4**	**Date of Analysis: 2/23/11 05:20 PM**	

Compound	Rpt. Limit (ppbv)	Amount (ppbv)	Rpt. Limit (ug/m3)	Amount (ug/m3)
2-Hexanone	99	Not Detected	400	Not Detected
Dibromochloromethane	25	Not Detected	210	Not Detected
1,2-Dibromoethane (EDB)	25	Not Detected	190	Not Detected
Chlorobenzene	25	Not Detected	110	Not Detected
Ethyl Benzene	25	Not Detected	110	Not Detected
m,p-Xylene	25	6.2 J	110	27 J
o-Xylene	25	Not Detected	110	Not Detected
Styrene	25	7.6 J	100	32 J
Bromoform	25	Not Detected	260	Not Detected
Cumene	25	Not Detected	120	Not Detected
1,1,2,2-Tetrachloroethane	25	Not Detected	170	Not Detected
Propylbenzene	25	Not Detected	120	Not Detected
4-Ethyltoluene	25	Not Detected	120	Not Detected
1,3,5-Trimethylbenzene	25	Not Detected	120	Not Detected
1,2,4-Trimethylbenzene	25	3.4 J	120	17 J
1,3-Dichlorobenzene	25	Not Detected	150	Not Detected
1,4-Dichlorobenzene	25	Not Detected	150	Not Detected
alpha-Chlorotoluene	25	Not Detected	130	Not Detected
1,2-Dichlorobenzene	25	Not Detected	150	Not Detected
1,2,4-Trichlorobenzene	99	Not Detected	730	Not Detected
Hexachlorobutadiene	99	Not Detected	1000	Not Detected

J = Estimated value.

Container Type: 1 Liter Summa Canister

Surrogates	%Recovery	Method Limits
Toluene-d8	98	70-130
1,2-Dichloroethane-d4	112	70-130
4-Bromofluorobenzene	109	70-130

* "Do not use this data. Use all other data."

Air Toxics LTD.
Laboratory Services Since 1989

Client Sample ID: VMP-5-5-021611

Lab ID#: 1102377A-01B

MODIFIED EPA METHOD TO-15 GC/MS FULL SCAN

File Name:	**p022313**	**Date of Collection:**	**2/16/11 11:00:00 AM**
Dil. Factor:	**8.23**	**Date of Analysis:**	**2/23/11 03:12 PM**

Compound	Rpt. Limit (ppbv)	Amount (ppbv)	Rpt. Limit (ug/m3)	Amount (ug/m3)
Freon 12	4.1	Not Detected	20	Not Detected
Freon 114	4.1	Not Detected	29	Not Detected
Chloromethane	16	Not Detected	34	Not Detected
Vinyl Chloride	4.1	Not Detected	10	Not Detected
1,3-Butadiene	4.1	Not Detected	9.1	Not Detected
Bromomethane	4.1	Not Detected	16	Not Detected
Chloroethane	4.1	Not Detected	11	Not Detected
Freon 11	4.1	Not Detected	23	Not Detected
Ethanol	16	Not Detected	31	Not Detected
Freon 113	4.1	Not Detected	32	Not Detected
1,1-Dichloroethene	4.1	Not Detected	16	Not Detected
Acetone	16	Not Detected	39	Not Detected
2-Propanol	16	120 "J"	40	300 "J"
Carbon Disulfide	4.1	2.6 J "J"	13	8.1 J "J"
3-Chloropropene	16	Not Detected	52	Not Detected
Methylene Chloride	4.1	Not Detected	14	Not Detected
Methyl tert-butyl ether	4.1	Not Detected	15	Not Detected
trans-1,2-Dichloroethene	4.1	Not Detected	16	Not Detected
Hexane	4.1	Not Detected	14	Not Detected
1,1-Dichloroethane	4.1	Not Detected	17	Not Detected
2-Butanone (Methyl Ethyl Ketone)	4.1	Not Detected	12	Not Detected
cis-1,2-Dichloroethene	4.1	Not Detected	16	Not Detected
Tetrahydrofuran	4.1	Not Detected	12	Not Detected
Chloroform	4.1	Not Detected	20	Not Detected
1,1,1-Trichloroethane	4.1	Not Detected	22	Not Detected
* Cyclohexane	4.1	~~1600 E~~	14	~~5700 E~~
Carbon Tetrachloride	4.1	Not Detected	26	Not Detected
* 2,2,4-Trimethylpentane	4.1	~~6100 E~~ "J"	19	~~29000 E~~ "J"
Benzene	4.1	7.6 "J"	13	24 "J"
1,2-Dichloroethane	4.1	Not Detected	17	Not Detected
Heptane	4.1	Not Detected	17	Not Detected
Trichloroethene	4.1	Not Detected	22	Not Detected
1,2-Dichloropropane	4.1	Not Detected	19	Not Detected
1,4-Dioxane	16	Not Detected	59	Not Detected
Bromodichloromethane	4.1	Not Detected	28	Not Detected
cis-1,3-Dichloropropene	4.1	Not Detected	19	Not Detected
4-Methyl-2-pentanone	4.1	Not Detected	17	Not Detected
Toluene	4.1	2.1 J "J"	16	7.8 J "J"
trans-1,3-Dichloropropene	4.1	Not Detected	19	Not Detected
1,1,2-Trichloroethane	4.1	Not Detected	22	Not Detected
Tetrachloroethene	4.1	Not Detected	28	Not Detected

Air Toxics LTD.
Laboratory Services Since 1989

Client Sample ID: VMP-5-5-021611

Lab ID#: 1102377A-01B

MODIFIED EPA METHOD TO-15 GC/MS FULL SCAN

File Name:	**p022313**	**Date of Collection: 2/16/11 11:00:00 AM**	
Dil. Factor:	**8.23**	**Date of Analysis: 2/23/11 03:12 PM**	

Compound	Rpt. Limit (ppbv)	Amount (ppbv)	Rpt. Limit (ug/m3)	Amount (ug/m3)
2-Hexanone	16	Not Detected	67	Not Detected
Dibromochloromethane	4.1	Not Detected	35	Not Detected
1,2-Dibromoethane (EDB)	4.1	Not Detected	32	Not Detected
Chlorobenzene	4.1	Not Detected	19	Not Detected
Ethyl Benzene	4.1	0.95 J	18	4.1 J
m,p-Xylene	4.1	1.4 J	18	6.2 J
o-Xylene	4.1	Not Detected	18	Not Detected
Styrene	4.1	Not Detected	18	Not Detected
Bromoform	4.1	Not Detected	42	Not Detected
Cumene	4.1	Not Detected	20	Not Detected
1,1,2,2-Tetrachloroethane	4.1	Not Detected	28	Not Detected
Propylbenzene	4.1	Not Detected	20	Not Detected
4-Ethyltoluene	4.1	Not Detected	20	Not Detected
1,3,5-Trimethylbenzene	4.1	Not Detected	20	Not Detected
1,2,4-Trimethylbenzene	4.1	Not Detected	20	Not Detected
1,3-Dichlorobenzene	4.1	Not Detected	25	Not Detected
1,4-Dichlorobenzene	4.1	Not Detected	25	Not Detected
alpha-Chlorotoluene	4.1	Not Detected	21	Not Detected
1,2-Dichlorobenzene	4.1	Not Detected	25	Not Detected
1,2,4-Trichlorobenzene	16	Not Detected	120	Not Detected
Hexachlorobutadiene	16	Not Detected	180	Not Detected

J = Estimated value.
E = Exceeds instrument calibration range.
Q = Exceeds Quality Control limits.
Container Type: 1 Liter Summa Canister

Surrogates	%Recovery	Method Limits
Toluene-d8	101	70-130
1,2-Dichloroethane-d4	155 Q	70-130
4-Bromofluorobenzene	107	70-130

Air Toxics LTD.
Laboratory Services Since 1989

Client Sample ID: VMP-5-12.5-021611

Lab ID#: 1102377A-02A

MODIFIED EPA METHOD TO-15 GC/MS

File Name:	**b022508**	**Date of Collection:**	**2/16/11 12:28:00 PM**
Dil. Factor:	**39.7**	**Date of Analysis:**	**2/25/11 07:59 AM**

Compound	Rpt. Limit (ppbv)	Amount (ppbv)	Rpt. Limit (ug/m3)	Amount (ug/m3)
Freon 12	200	Not Detected	980	Not Detected
Freon 114	200	Not Detected	1400	Not Detected
Chloromethane	790	Not Detected	1600	Not Detected
Vinyl Chloride	200	Not Detected	510	Not Detected
1,3-Butadiene	200	Not Detected	440	Not Detected
Bromomethane	200	Not Detected	770	Not Detected
Chloroethane	200	Not Detected	520	Not Detected
Freon 11	200	Not Detected	1100	Not Detected
Ethanol	790	Not Detected	1500	Not Detected
Freon 113	200	Not Detected	1500	Not Detected
1,1-Dichloroethene	200	Not Detected	790	Not Detected
Acetone	790	Not Detected	1900	Not Detected
2-Propanol	790	Not Detected	2000	Not Detected
Carbon Disulfide	200	Not Detected	620	Not Detected
3-Chloropropene	790	Not Detected	2500	Not Detected
Methylene Chloride	200	Not Detected	690	Not Detected
Methyl tert-butyl ether	200	Not Detected	720	Not Detected
trans-1,2-Dichloroethene	200	Not Detected	790	Not Detected
Hexane	200	31000	700	110000
1,1-Dichloroethane	200	Not Detected	800	Not Detected
2-Butanone (Methyl Ethyl Ketone)	200	Not Detected	580	Not Detected
cis-1,2-Dichloroethene	200	Not Detected	790	Not Detected
Tetrahydrofuran	200	Not Detected	580	Not Detected
Chloroform	200	Not Detected	970	Not Detected
1,1,1-Trichloroethane	200	Not Detected	1100	Not Detected
Cyclohexane	200	10000	680	36000
Carbon Tetrachloride	200	Not Detected	1200	Not Detected
2,2,4-Trimethylpentane	200	36000	930	170000
Benzene	200	Not Detected	630	Not Detected
1,2-Dichloroethane	200	Not Detected	800	Not Detected
Heptane	200	1400	810	5800
Trichloroethene	200	Not Detected	1100	Not Detected
1,2-Dichloropropane	200	Not Detected	920	Not Detected
1,4-Dioxane	790	Not Detected	2900	Not Detected
Bromodichloromethane	200	Not Detected	1300	Not Detected
cis-1,3-Dichloropropene	200	Not Detected	900	Not Detected
4-Methyl-2-pentanone	200	Not Detected	810	Not Detected
Toluene	200	Not Detected	750	Not Detected
trans-1,3-Dichloropropene	200	Not Detected	900	Not Detected
1,1,2-Trichloroethane	200	Not Detected	1100	Not Detected
Tetrachloroethene	200	Not Detected	1300	Not Detected

Air Toxics LTD.
Laboratory Services Since 1989

Client Sample ID: VMP-5-12.5-021611

Lab ID#: 1102377A-02A

MODIFIED EPA METHOD TO-15 GC/MS

File Name:	**b022508**	**Date of Collection:**	**2/16/11 12:28:00 PM**
Dil. Factor:	**39.7**	**Date of Analysis:**	**2/25/11 07:59 AM**

Compound	Rpt. Limit (ppbv)	Amount (ppbv)	Rpt. Limit (ug/m3)	Amount (ug/m3)
2-Hexanone	790	Not Detected	3200	Not Detected
Dibromochloromethane	200	Not Detected	1700	Not Detected
1,2-Dibromoethane (EDB)	200	Not Detected	1500	Not Detected
Chlorobenzene	200	Not Detected	910	Not Detected
Ethyl Benzene	200	Not Detected	860	Not Detected
m,p-Xylene	200	Not Detected	860	Not Detected
o-Xylene	200	Not Detected	860	Not Detected
Styrene	200	Not Detected	840	Not Detected
Bromoform	200	Not Detected	2000	Not Detected
Cumene	200	Not Detected	980	Not Detected
1,1,2,2-Tetrachloroethane	200	Not Detected	1400	Not Detected
Propylbenzene	200	Not Detected	980	Not Detected
4-Ethyltoluene	200	Not Detected	980	Not Detected
1,3,5-Trimethylbenzene	200	Not Detected	980	Not Detected
1,2,4-Trimethylbenzene	200	Not Detected	980	Not Detected
1,3-Dichlorobenzene	200	Not Detected	1200	Not Detected
1,4-Dichlorobenzene	200	Not Detected	1200	Not Detected
alpha-Chlorotoluene	200	Not Detected	1000	Not Detected
1,2-Dichlorobenzene	200	Not Detected	1200	Not Detected
1,2,4-Trichlorobenzene	790	Not Detected	5900	Not Detected
Hexachlorobutadiene	790	Not Detected	8500	Not Detected

Container Type: 1 Liter Summa Canister

Surrogates	%Recovery	Method Limits
1,2-Dichloroethane-d4	110	70-130
Toluene-d8	100	70-130
4-Bromofluorobenzene	102	70-130

* "Use these results only. All other data was reported from the 276 x dilution analysis."

Air Toxics LTD.
Laboratory Services Since 1989

Client Sample ID: VMP-5-31-021611

Lab ID#: 1102377A-03A

MODIFIED EPA METHOD TO-15 GC/MS

File Name:	**b022512**	**Date of Collection: 2/16/11 2:34:00 PM**	
Dil. Factor:	**345**	**Date of Analysis: 2/25/11 09:38 AM**	

Compound	Rpt. Limit (ppbv)	Amount (ppbv)	Rpt. Limit (ug/m3)	Amount (ug/m3)
Freon 12	1700	Not Detected	8500	Not Detected
Freon 114	1700	Not Detected	12000	Not Detected
Chloromethane	6900	Not Detected	14000	Not Detected
Vinyl Chloride	1700	Not Detected	4400	Not Detected
1,3-Butadiene	1700	Not Detected	3800	Not Detected
Bromomethane	1700	Not Detected	6700	Not Detected
Chloroethane	1700	Not Detected	4600	Not Detected
Freon 11	1700	Not Detected	9700	Not Detected
Ethanol	6900	Not Detected	13000	Not Detected
Freon 113	1700	Not Detected	13000	Not Detected
1,1-Dichloroethene	1700	Not Detected	6800	Not Detected
Acetone	6900	3400 J	16000	8000 J
2-Propanol	6900	Not Detected	17000	Not Detected
Carbon Disulfide	1700	Not Detected	5400	Not Detected
3-Chloropropene	6900	Not Detected	22000	Not Detected
Methylene Chloride	1700	Not Detected	6000	Not Detected
Methyl tert-butyl ether	1700	Not Detected	6200	Not Detected
trans-1,2-Dichloroethene	1700	Not Detected	6800	Not Detected
* Hexane	1700	1600000	6100	5600000
1,1-Dichloroethane	1700	Not Detected	7000	Not Detected
2-Butanone (Methyl Ethyl Ketone)	1700	Not Detected	5100	Not Detected
cis-1,2-Dichloroethene	1700	Not Detected	6800	Not Detected
Tetrahydrofuran	1700	Not Detected	5100	Not Detected
Chloroform	1700	Not Detected	8400	Not Detected
1,1,1-Trichloroethane	1700	Not Detected	9400	Not Detected
Cyclohexane	1700	390000	5900	1400000
Carbon Tetrachloride	1700	Not Detected	11000	Not Detected
2,2,4-Trimethylpentane	1700	650000	8000	3000000
Benzene	1700	23000	5500	73000
1,2-Dichloroethane	1700	Not Detected	7000	Not Detected
Heptane	1700	230000	7100	930000
Trichloroethene	1700	Not Detected	9300	Not Detected
1,2-Dichloropropane	1700	Not Detected	8000	Not Detected
1,4-Dioxane	6900	Not Detected	25000	Not Detected
Bromodichloromethane	1700	Not Detected	12000	Not Detected
cis-1,3-Dichloropropene	1700	Not Detected	7800	Not Detected
4-Methyl-2-pentanone	1700	Not Detected	7100	Not Detected
Toluene	1700	710 J	6500	2700 J
trans-1,3-Dichloropropene	1700	Not Detected	7800	Not Detected
1,1,2-Trichloroethane	1700	Not Detected	9400	Not Detected
Tetrachloroethene	1700	Not Detected	12000	Not Detected

Air Toxics LTD.
Laboratory Services Since 1989

Client Sample ID: VMP-5-31-021611

Lab ID#: 1102377A-03A

MODIFIED EPA METHOD TO-15 GC/MS

File Name:	**b022512**	**Date of Collection: 2/16/11 2:34:00 PM**	
Dil. Factor:	**345**	**Date of Analysis: 2/25/11 09:38 AM**	

Compound	Rpt. Limit (ppbv)	Amount (ppbv)	Rpt. Limit (ug/m3)	Amount (ug/m3)
2-Hexanone	6900	Not Detected	28000	Not Detected
Dibromochloromethane	1700	Not Detected	15000	Not Detected
1,2-Dibromoethane (EDB)	1700	Not Detected	13000	Not Detected
Chlorobenzene	1700	Not Detected	7900	Not Detected
Ethyl Benzene	1700	Not Detected	7500	Not Detected
m,p-Xylene	1700	1300 J	7500	5500 J
o-Xylene	1700	Not Detected	7500	Not Detected
Styrene	1700	Not Detected	7300	Not Detected
Bromoform	1700	Not Detected	18000	Not Detected
Cumene	1700	Not Detected	8500	Not Detected
1,1,2,2-Tetrachloroethane	1700	Not Detected	12000	Not Detected
Propylbenzene	1700	Not Detected	8500	Not Detected
4-Ethyltoluene	1700	Not Detected	8500	Not Detected
1,3,5-Trimethylbenzene	1700	Not Detected	8500	Not Detected
1,2,4-Trimethylbenzene	1700	Not Detected	8500	Not Detected
1,3-Dichlorobenzene	1700	Not Detected	10000	Not Detected
1,4-Dichlorobenzene	1700	Not Detected	10000	Not Detected
alpha-Chlorotoluene	1700	Not Detected	8900	Not Detected
1,2-Dichlorobenzene	1700	Not Detected	10000	Not Detected
1,2,4-Trichlorobenzene	6900	Not Detected	51000	Not Detected
Hexachlorobutadiene	6900	Not Detected	74000	Not Detected

J = Estimated value.

Container Type: 1 Liter Summa Canister

Surrogates	%Recovery	Method Limits
1,2-Dichloroethane-d4	116	70-130
Toluene-d8	103	70-130
4-Bromofluorobenzene	99	70-130

* "Do not use this data. Use all other data."

Air Toxics LTD.
Laboratory Services Since 1989

Client Sample ID: VMP-5-31-021611

Lab ID#: 1102377A-03B

MODIFIED EPA METHOD TO-15 GC/MS

File Name:	**b022509**	**Date of Collection:**	**2/16/11 2:34:00 PM**
Dil. Factor:	**276**	**Date of Analysis:**	**2/25/11 08:23 AM**

Compound	Rpt. Limit (ppbv)	Amount (ppbv)	Rpt. Limit (ug/m3)	Amount (ug/m3)
Freon 12	1400	Not Detected	6800	Not Detected
Freon 114	1400	Not Detected	9600	Not Detected
Chloromethane	5500	Not Detected	11000	Not Detected
Vinyl Chloride	1400	Not Detected	3500	Not Detected
1,3-Butadiene	1400	Not Detected	3000	Not Detected
Bromomethane	1400	Not Detected	5400	Not Detected
Chloroethane	1400	Not Detected	3600	Not Detected
Freon 11	1400	Not Detected	7800	Not Detected
Ethanol	5500	Not Detected	10000	Not Detected
Freon 113	1400	Not Detected	10000	Not Detected
1,1-Dichloroethene	1400	Not Detected	5500	Not Detected
Acetone	5500	Not Detected	13000	Not Detected
2-Propanol	5500	Not Detected	14000	Not Detected
Carbon Disulfide	1400	Not Detected	4300	Not Detected
3-Chloropropene	5500	Not Detected	17000	Not Detected
Methylene Chloride	1400	Not Detected	4800	Not Detected
Methyl tert-butyl ether	1400	Not Detected	5000	Not Detected
trans-1,2-Dichloroethene	1400	Not Detected	5500	Not Detected
* Hexane	1400	~~1600000 E~~	4900	~~5600000 E~~
1,1-Dichloroethane	1400	Not Detected	5600	Not Detected
2-Butanone (Methyl Ethyl Ketone)	1400	Not Detected	4100	Not Detected
cis-1,2-Dichloroethene	1400	Not Detected	5500	Not Detected
Tetrahydrofuran	1400	Not Detected	4100	Not Detected
Chloroform	1400	Not Detected	6700	Not Detected
1,1,1-Trichloroethane	1400	Not Detected	7500	Not Detected
Cyclohexane	1400	390000	4800	1300000
Carbon Tetrachloride	1400	Not Detected	8700	Not Detected
2,2,4-Trimethylpentane	1400	660000	6400	3100000
Benzene	1400	23000	4400	74000
1,2-Dichloroethane	1400	Not Detected	5600	Not Detected
Heptane	1400	230000	5600	950000
Trichloroethene	1400	Not Detected	7400	Not Detected
1,2-Dichloropropane	1400	Not Detected	6400	Not Detected
1,4-Dioxane	5500	Not Detected	20000	Not Detected
Bromodichloromethane	1400	Not Detected	9200	Not Detected
cis-1,3-Dichloropropene	1400	Not Detected	6300	Not Detected
4-Methyl-2-pentanone	1400	Not Detected	5600	Not Detected
Toluene	1400	670 J	5200	2500 J
trans-1,3-Dichloropropene	1400	Not Detected	6300	Not Detected
1,1,2-Trichloroethane	1400	Not Detected	7500	Not Detected
Tetrachloroethene	1400	Not Detected	9400	Not Detected

please see page 20

Air Toxics LTD.
Laboratory Services Since 1989

Client Sample ID: VMP-5-31-021611

Lab ID#: 1102377A-03B

MODIFIED EPA METHOD TO-15 GC/MS

File Name:	**b022509**	**Date of Collection:**	**2/16/11 2:34:00 PM**
Dil. Factor:	**276**	**Date of Analysis:**	**2/25/11 08:23 AM**

Compound	Rpt. Limit (ppbv)	Amount (ppbv)	Rpt. Limit (ug/m3)	Amount (ug/m3)
2-Hexanone	5500	Not Detected	23000	Not Detected
Dibromochloromethane	1400	Not Detected	12000	Not Detected
1,2-Dibromoethane (EDB)	1400	Not Detected	11000	Not Detected
Chlorobenzene	1400	Not Detected	6400	Not Detected
Ethyl Benzene	1400	Not Detected	6000	Not Detected
m,p-Xylene	1400	1300 J	6000	5500 J
o-Xylene	1400	Not Detected	6000	Not Detected
Styrene	1400	Not Detected	5900	Not Detected
Bromoform	1400	Not Detected	14000	Not Detected
Cumene	1400	Not Detected	6800	Not Detected
1,1,2,2-Tetrachloroethane	1400	Not Detected	9500	Not Detected
Propylbenzene	1400	Not Detected	6800	Not Detected
4-Ethyltoluene	1400	Not Detected	6800	Not Detected
1,3,5-Trimethylbenzene	1400	Not Detected	6800	Not Detected
1,2,4-Trimethylbenzene	1400	Not Detected	6800	Not Detected
1,3-Dichlorobenzene	1400	Not Detected	8300	Not Detected
1,4-Dichlorobenzene	1400	Not Detected	8300	Not Detected
alpha-Chlorotoluene	1400	Not Detected	7100	Not Detected
1,2-Dichlorobenzene	1400	Not Detected	8300	Not Detected
1,2,4-Trichlorobenzene	5500	Not Detected	41000	Not Detected
Hexachlorobutadiene	5500	Not Detected	59000	Not Detected

E = Exceeds instrument calibration range.
J = Estimated value.
Container Type: 1 Liter Summa Canister

Surrogates	%Recovery	Method Limits
1,2-Dichloroethane-d4	119	70-130
Toluene-d8	103	70-130
4-Bromofluorobenzene	104	70-130

Air Toxics LTD.
Laboratory Services Since 1989

Client Sample ID: VMP-15-5-021611

Lab ID#: 1102377A-04A

MODIFIED EPA METHOD TO-15 GC/MS FULL SCAN

File Name:	**p022319**	**Date of Collection: 2/16/11 2:51:00 PM**	
Dil. Factor:	**56.4**	**Date of Analysis: 2/23/11 06:06 PM**	

Compound	Rpt. Limit (ppbv)	Amount (ppbv)	Rpt. Limit (ug/m3)	Amount (ug/m3)
Freon 12	28	Not Detected	140	Not Detected
Freon 114	28	Not Detected	200	Not Detected
Chloromethane	110	Not Detected	230	Not Detected
Vinyl Chloride	28	Not Detected	72	Not Detected
1,3-Butadiene	28	Not Detected	62	Not Detected
Bromomethane	28	Not Detected	110	Not Detected
Chloroethane	28	Not Detected	74	Not Detected
Freon 11	28	Not Detected	160	Not Detected
Ethanol	110	71 J	210	130 J
Freon 113	28	Not Detected	220	Not Detected
1,1-Dichloroethene	28	Not Detected	110	Not Detected
Acetone	110	140	270	330
2-Propanol	110	71 J	280	170 J
Carbon Disulfide	28	34	88	110
3-Chloropropene	110	Not Detected	350	Not Detected
Methylene Chloride	28	26 J	98	91 J
Methyl tert-butyl ether	28	Not Detected	100	Not Detected
trans-1,2-Dichloroethene	28	Not Detected	110	Not Detected
Hexane	28	Not Detected	99	Not Detected
1,1-Dichloroethane	28	Not Detected	110	Not Detected
2-Butanone (Methyl Ethyl Ketone)	28	27 J	83	80 J
cis-1,2-Dichloroethene	28	Not Detected	110	Not Detected
Tetrahydrofuran	28	Not Detected	83	Not Detected
Chloroform	28	Not Detected	140	Not Detected
1,1,1-Trichloroethane	28	Not Detected	150	Not Detected
Cyclohexane	28	84	97	290
Carbon Tetrachloride	28	Not Detected	180	Not Detected
2,2,4-Trimethylpentane	28	8400	130	39000
Benzene	28	620	90	2000
1,2-Dichloroethane	28	Not Detected	110	Not Detected
Heptane	28	Not Detected	120	Not Detected
Trichloroethene	28	Not Detected	150	Not Detected
1,2-Dichloropropane	28	Not Detected	130	Not Detected
1,4-Dioxane	110	Not Detected	410	Not Detected
Bromodichloromethane	28	Not Detected	190	Not Detected
cis-1,3-Dichloropropene	28	Not Detected	130	Not Detected
4-Methyl-2-pentanone	28	Not Detected	120	Not Detected
Toluene	28	27 J	110	100 J
trans-1,3-Dichloropropene	28	Not Detected	130	Not Detected
1,1,2-Trichloroethane	28	Not Detected	150	Not Detected
Tetrachloroethene	28	Not Detected	190	Not Detected

Air Toxics LTD.
Laboratory Services Since 1989

Client Sample ID: VMP-15-5-021611

Lab ID#: 1102377A-04A

MODIFIED EPA METHOD TO-15 GC/MS FULL SCAN

File Name:	**p022319**	**Date of Collection: 2/16/11 2:51:00 PM**	
Dil. Factor:	**56.4**	**Date of Analysis: 2/23/11 06:06 PM**	

Compound	Rpt. Limit (ppbv)	Amount (ppbv)	Rpt. Limit (ug/m3)	Amount (ug/m3)
2-Hexanone	110	Not Detected	460	Not Detected
Dibromochloromethane	28	Not Detected	240	Not Detected
1,2-Dibromoethane (EDB)	28	Not Detected	220	Not Detected
Chlorobenzene	28	Not Detected	130	Not Detected
Ethyl Benzene	28	Not Detected	120	Not Detected
m,p-Xylene	28	5.2 J	120	23 J
o-Xylene	28	Not Detected	120	Not Detected
Styrene	28	8.4 J	120	36 J
Bromoform	28	Not Detected	290	Not Detected
Cumene	28	Not Detected	140	Not Detected
1,1,2,2-Tetrachloroethane	28	Not Detected	190	Not Detected
Propylbenzene	28	Not Detected	140	Not Detected
4-Ethyltoluene	28	Not Detected	140	Not Detected
1,3,5-Trimethylbenzene	28	Not Detected	140	Not Detected
1,2,4-Trimethylbenzene	28	3.4 J	140	17 J
1,3-Dichlorobenzene	28	Not Detected	170	Not Detected
1,4-Dichlorobenzene	28	Not Detected	170	Not Detected
alpha-Chlorotoluene	28	Not Detected	140	Not Detected
1,2-Dichlorobenzene	28	Not Detected	170	Not Detected
1,2,4-Trichlorobenzene	110	Not Detected	840	Not Detected
Hexachlorobutadiene	110	Not Detected	1200	Not Detected

J = Estimated value.

Container Type: 1 Liter Summa Canister

Surrogates	%Recovery	Method Limits
Toluene-d8	100	70-130
1,2-Dichloroethane-d4	117	70-130
4-Bromofluorobenzene	110	70-130

Air Toxics LTD.
Laboratory Services Since 1989

Client Sample ID: VMP-15-21.5-021611

Lab ID#: 1102377A-05A

MODIFIED EPA METHOD TO-15 GC/MS

File Name:	**b022511**	**Date of Collection:**	**2/16/11 3:48:00 PM**
Dil. Factor:	**22.4**	**Date of Analysis:**	**2/25/11 09:13 AM**

Compound	Rpt. Limit (ppbv)	Amount (ppbv)	Rpt. Limit (ug/m3)	Amount (ug/m3)
Freon 12	110	Not Detected	550	Not Detected
Freon 114	110	Not Detected	780	Not Detected
Chloromethane	450	Not Detected	920	Not Detected
Vinyl Chloride	110	Not Detected	290	Not Detected
1,3-Butadiene	110	Not Detected	250	Not Detected
Bromomethane	110	Not Detected	430	Not Detected
Chloroethane	110	Not Detected	300	Not Detected
Freon 11	110	Not Detected	630	Not Detected
Ethanol	450	Not Detected	840	Not Detected
Freon 113	110	Not Detected	860	Not Detected
1,1-Dichloroethene	110	Not Detected	440	Not Detected
Acetone	450	Not Detected	1100	Not Detected
2-Propanol	450	Not Detected	1100	Not Detected
Carbon Disulfide	110	Not Detected	350	Not Detected
3-Chloropropene	450	Not Detected	1400	Not Detected
Methylene Chloride	110	Not Detected	390	Not Detected
Methyl tert-butyl ether	110	Not Detected	400	Not Detected
trans-1,2-Dichloroethene	110	Not Detected	440	Not Detected
Hexane	110	550	390	1900
1,1-Dichloroethane	110	Not Detected	450	Not Detected
2-Butanone (Methyl Ethyl Ketone)	110	Not Detected	330	Not Detected
cis-1,2-Dichloroethene	110	Not Detected	440	Not Detected
Tetrahydrofuran	110	Not Detected	330	Not Detected
Chloroform	110	Not Detected	550	Not Detected
1,1,1-Trichloroethane	110	Not Detected	610	Not Detected
Cyclohexane	110	710	380	2400
Carbon Tetrachloride	110	Not Detected	700	Not Detected
2,2,4-Trimethylpentane	110	92000	520	430000
Benzene	110	680	360	2200
1,2-Dichloroethane	110	Not Detected	450	Not Detected
Heptane	110	Not Detected	460	Not Detected
Trichloroethene	110	Not Detected	600	Not Detected
1,2-Dichloropropane	110	Not Detected	520	Not Detected
1,4-Dioxane	450	Not Detected	1600	Not Detected
Bromodichloromethane	110	Not Detected	750	Not Detected
cis-1,3-Dichloropropene	110	Not Detected	510	Not Detected
4-Methyl-2-pentanone	110	Not Detected	460	Not Detected
Toluene	110	Not Detected	420	Not Detected
trans-1,3-Dichloropropene	110	Not Detected	510	Not Detected
1,1,2-Trichloroethane	110	Not Detected	610	Not Detected
Tetrachloroethene	110	Not Detected	760	Not Detected

Air Toxics LTD.
Laboratory Services Since 1989

Client Sample ID: VMP-15-21.5-021611

Lab ID#: 1102377A-05A

MODIFIED EPA METHOD TO-15 GC/MS

File Name:	**b022511**	**Date of Collection:**	**2/16/11 3:48:00 PM**
Dil. Factor:	**22.4**	**Date of Analysis:**	**2/25/11 09:13 AM**

Compound	Rpt. Limit (ppbv)	Amount (ppbv)	Rpt. Limit (ug/m3)	Amount (ug/m3)
2-Hexanone	450	Not Detected	1800	Not Detected
Dibromochloromethane	110	Not Detected	950	Not Detected
1,2-Dibromoethane (EDB)	110	Not Detected	860	Not Detected
Chlorobenzene	110	Not Detected	520	Not Detected
Ethyl Benzene	110	Not Detected	490	Not Detected
m,p-Xylene	110	Not Detected	490	Not Detected
o-Xylene	110	Not Detected	490	Not Detected
Styrene	110	Not Detected	480	Not Detected
Bromoform	110	Not Detected	1200	Not Detected
Cumene	110	Not Detected	550	Not Detected
1,1,2,2-Tetrachloroethane	110	Not Detected	770	Not Detected
Propylbenzene	110	Not Detected	550	Not Detected
4-Ethyltoluene	110	Not Detected	550	Not Detected
1,3,5-Trimethylbenzene	110	Not Detected	550	Not Detected
1,2,4-Trimethylbenzene	110	Not Detected	550	Not Detected
1,3-Dichlorobenzene	110	Not Detected	670	Not Detected
1,4-Dichlorobenzene	110	Not Detected	670	Not Detected
alpha-Chlorotoluene	110	Not Detected	580	Not Detected
1,2-Dichlorobenzene	110	Not Detected	670	Not Detected
1,2,4-Trichlorobenzene	450	Not Detected	3300	Not Detected
Hexachlorobutadiene	450	Not Detected	4800	Not Detected

Container Type: 1 Liter Summa Canister

Surrogates	%Recovery	Method Limits
1,2-Dichloroethane-d4	113	70-130
Toluene-d8	104	70-130
4-Bromofluorobenzene	102	70-130

Air Toxics LTD.
Laboratory Services Since 1989

Client Sample ID: VMP-15-25.5-021611

Lab ID#: 1102377A-06A

MODIFIED EPA METHOD TO-15 GC/MS FULL SCAN

File Name:	**p022321**	**Date of Collection: 2/16/11 4:52:00 PM**	
Dil. Factor:	**34.4**	**Date of Analysis: 2/23/11 07:23 PM**	

Compound	Rpt. Limit (ppbv)	Amount (ppbv)	Rpt. Limit (ug/m3)	Amount (ug/m3)
Freon 12	17	Not Detected	85	Not Detected
Freon 114	17	Not Detected	120	Not Detected
Chloromethane	69	Not Detected	140	Not Detected
Vinyl Chloride	17	Not Detected	44	Not Detected
1,3-Butadiene	17	Not Detected	38	Not Detected
Bromomethane	17	Not Detected	67	Not Detected
Chloroethane	17	Not Detected	45	Not Detected
Freon 11	17	Not Detected	97	Not Detected
Ethanol	69	Not Detected	130	Not Detected
Freon 113	17	Not Detected	130	Not Detected
1,1-Dichloroethene	17	Not Detected	68	Not Detected
Acetone	69	Not Detected	160	Not Detected
2-Propanol	69	23 J	170	57 J
Carbon Disulfide	17	9.0 J	54	28 J
3-Chloropropene	69	Not Detected	220	Not Detected
Methylene Chloride	17	Not Detected	60	Not Detected
Methyl tert-butyl ether	17	Not Detected	62	Not Detected
trans-1,2-Dichloroethene	17	Not Detected	68	Not Detected
Hexane	17	Not Detected	61	Not Detected
1,1-Dichloroethane	17	Not Detected	70	Not Detected
2-Butanone (Methyl Ethyl Ketone)	17	Not Detected	51	Not Detected
cis-1,2-Dichloroethene	17	Not Detected	68	Not Detected
Tetrahydrofuran	17	Not Detected	51	Not Detected
Chloroform	17	Not Detected	84	Not Detected
1,1,1-Trichloroethane	17	Not Detected	94	Not Detected
Cyclohexane	17	130	59	450
Carbon Tetrachloride	17	Not Detected	110	Not Detected
2,2,4-Trimethylpentane	17	6100	80	29000
Benzene	17	110	55	360
1,2-Dichloroethane	17	Not Detected	70	Not Detected
Heptane	17	Not Detected	70	Not Detected
Trichloroethene	17	Not Detected	92	Not Detected
1,2-Dichloropropane	17	Not Detected	79	Not Detected
1,4-Dioxane	69	Not Detected	250	Not Detected
Bromodichloromethane	17	Not Detected	120	Not Detected
cis-1,3-Dichloropropene	17	Not Detected	78	Not Detected
4-Methyl-2-pentanone	17	Not Detected	70	Not Detected
Toluene	17	Not Detected	65	Not Detected
trans-1,3-Dichloropropene	17	Not Detected	78	Not Detected
1,1,2-Trichloroethane	17	Not Detected	94	Not Detected
Tetrachloroethene	17	Not Detected	120	Not Detected

Air Toxics LTD.
Laboratory Services Since 1989

Client Sample ID: VMP-15-25.5-021611

Lab ID#: 1102377A-06A

MODIFIED EPA METHOD TO-15 GC/MS FULL SCAN

File Name:	**p022321**	**Date of Collection: 2/16/11 4:52:00 PM**	
Dil. Factor:	**34.4**	**Date of Analysis: 2/23/11 07:23 PM**	

Compound	Rpt. Limit (ppbv)	Amount (ppbv)	Rpt. Limit (ug/m3)	Amount (ug/m3)
2-Hexanone	69	Not Detected	280	Not Detected
Dibromochloromethane	17	Not Detected	150	Not Detected
1,2-Dibromoethane (EDB)	17	Not Detected	130	Not Detected
Chlorobenzene	17	Not Detected	79	Not Detected
Ethyl Benzene	17	Not Detected	75	Not Detected
m,p-Xylene	17	Not Detected	75	Not Detected
o-Xylene	17	Not Detected	75	Not Detected
Styrene	17	Not Detected	73	Not Detected
Bromoform	17	Not Detected	180	Not Detected
Cumene	17	Not Detected	84	Not Detected
1,1,2,2-Tetrachloroethane	17	Not Detected	120	Not Detected
Propylbenzene	17	Not Detected	84	Not Detected
4-Ethyltoluene	17	Not Detected	84	Not Detected
1,3,5-Trimethylbenzene	17	Not Detected	84	Not Detected
1,2,4-Trimethylbenzene	17	Not Detected	84	Not Detected
1,3-Dichlorobenzene	17	Not Detected	100	Not Detected
1,4-Dichlorobenzene	17	Not Detected	100	Not Detected
alpha-Chlorotoluene	17	Not Detected	89	Not Detected
1,2-Dichlorobenzene	17	Not Detected	100	Not Detected
1,2,4-Trichlorobenzene	69	Not Detected	510	Not Detected
Hexachlorobutadiene	69	Not Detected	730	Not Detected

J = Estimated value.

Container Type: 1 Liter Summa Canister

Surrogates	%Recovery	Method Limits
Toluene-d8	98	70-130
1,2-Dichloroethane-d4	113	70-130
4-Bromofluorobenzene	105	70-130

Air Toxics LTD.
Laboratory Services Since 1989

Client Sample ID: VMP-16-13.5-021611

Lab ID#: 1102377A-07A

MODIFIED EPA METHOD TO-15 GC/MS

File Name:	**b022513**	**Date of Collection:**	**2/16/11 11:45:00 AM**
Dil. Factor:	**269**	**Date of Analysis:**	**2/25/11 10:03 AM**

Compound	Rpt. Limit (ppbv)	Amount (ppbv)	Rpt. Limit (ug/m3)	Amount (ug/m3)
Freon 12	1300	Not Detected	6600	Not Detected
Freon 114	1300	Not Detected	9400	Not Detected
Chloromethane	5400	Not Detected	11000	Not Detected
Vinyl Chloride	1300	Not Detected	3400	Not Detected
1,3-Butadiene	1300	Not Detected	3000	Not Detected
Bromomethane	1300	Not Detected	5200	Not Detected
Chloroethane	1300	Not Detected	3500	Not Detected
Freon 11	1300	Not Detected	7600	Not Detected
Ethanol	5400	Not Detected	10000	Not Detected
Freon 113	1300	Not Detected	10000	Not Detected
1,1-Dichloroethene	1300	Not Detected	5300	Not Detected
Acetone	5400	Not Detected	13000	Not Detected
2-Propanol	5400	Not Detected	13000	Not Detected
Carbon Disulfide	1300	Not Detected	4200	Not Detected
3-Chloropropene	5400	Not Detected	17000	Not Detected
Methylene Chloride	1300	Not Detected	4700	Not Detected
Methyl tert-butyl ether	1300	Not Detected	4800	Not Detected
trans-1,2-Dichloroethene	1300	Not Detected	5300	Not Detected
Hexane	1300	3300	4700	12000
1,1-Dichloroethane	1300	Not Detected	5400	Not Detected
2-Butanone (Methyl Ethyl Ketone)	1300	Not Detected	4000	Not Detected
cis-1,2-Dichloroethene	1300	Not Detected	5300	Not Detected
Tetrahydrofuran	1300	Not Detected	4000	Not Detected
Chloroform	1300	Not Detected	6600	Not Detected
1,1,1-Trichloroethane	1300	Not Detected	7300	Not Detected
Cyclohexane	1300	22000	4600	78000
Carbon Tetrachloride	1300	Not Detected	8500	Not Detected
2,2,4-Trimethylpentane	1300	1200000	6300	5600000
Benzene	1300	2200	4300	7100
1,2-Dichloroethane	1300	Not Detected	5400	Not Detected
Heptane	1300	Not Detected	5500	Not Detected
Trichloroethene	1300	Not Detected	7200	Not Detected
1,2-Dichloropropane	1300	Not Detected	6200	Not Detected
1,4-Dioxane	5400	Not Detected	19000	Not Detected
Bromodichloromethane	1300	Not Detected	9000	Not Detected
cis-1,3-Dichloropropene	1300	Not Detected	6100	Not Detected
4-Methyl-2-pentanone	1300	Not Detected	5500	Not Detected
Toluene	1300	Not Detected	5100	Not Detected
trans-1,3-Dichloropropene	1300	Not Detected	6100	Not Detected
1,1,2-Trichloroethane	1300	Not Detected	7300	Not Detected
Tetrachloroethene	1300	Not Detected	9100	Not Detected

Air Toxics LTD.
Laboratory Services Since 1989

Client Sample ID: VMP-16-13.5-021611

Lab ID#: 1102377A-07A

MODIFIED EPA METHOD TO-15 GC/MS

File Name:	**b022513**	**Date of Collection:**	**2/16/11 11:45:00 AM**
Dil. Factor:	**269**	**Date of Analysis:**	**2/25/11 10:03 AM**

Compound	Rpt. Limit (ppbv)	Amount (ppbv)	Rpt. Limit (ug/m3)	Amount (ug/m3)
2-Hexanone	5400	Not Detected	22000	Not Detected
Dibromochloromethane	1300	Not Detected	11000	Not Detected
1,2-Dibromoethane (EDB)	1300	Not Detected	10000	Not Detected
Chlorobenzene	1300	Not Detected	6200	Not Detected
Ethyl Benzene	1300	Not Detected	5800	Not Detected
m,p-Xylene	1300	Not Detected	5800	Not Detected
o-Xylene	1300	Not Detected	5800	Not Detected
Styrene	1300	Not Detected	5700	Not Detected
Bromoform	1300	Not Detected	14000	Not Detected
Cumene	1300	Not Detected	6600	Not Detected
1,1,2,2-Tetrachloroethane	1300	Not Detected	9200	Not Detected
Propylbenzene	1300	Not Detected	6600	Not Detected
4-Ethyltoluene	1300	Not Detected	6600	Not Detected
1,3,5-Trimethylbenzene	1300	Not Detected	6600	Not Detected
1,2,4-Trimethylbenzene	1300	Not Detected	6600	Not Detected
1,3-Dichlorobenzene	1300	Not Detected	8100	Not Detected
1,4-Dichlorobenzene	1300	Not Detected	8100	Not Detected
alpha-Chlorotoluene	1300	Not Detected	7000	Not Detected
1,2-Dichlorobenzene	1300	Not Detected	8100	Not Detected
1,2,4-Trichlorobenzene	5400	Not Detected	40000	Not Detected
Hexachlorobutadiene	5400	Not Detected	57000	Not Detected

Container Type: 1 Liter Summa Canister

Surrogates	%Recovery	Method Limits
1,2-Dichloroethane-d4	118	70-130
Toluene-d8	101	70-130
4-Bromofluorobenzene	100	70-130

Air Toxics LTD.
Laboratory Services Since 1989

Client Sample ID: VMP-16-13.5-021611-Dup

Lab ID#: 1102377A-08A

MODIFIED EPA METHOD TO-15 GC/MS

File Name:	**b022514**	**Date of Collection:**	**2/16/11 11:45:00 AM**
Dil. Factor:	**264**	**Date of Analysis:**	**2/25/11 10:25 AM**

Compound	Rpt. Limit (ppbv)	Amount (ppbv)	Rpt. Limit (ug/m3)	Amount (ug/m3)
Freon 12	1300	Not Detected	6500	Not Detected
Freon 114	1300	Not Detected	9200	Not Detected
Chloromethane	5300	Not Detected	11000	Not Detected
Vinyl Chloride	1300	Not Detected	3400	Not Detected
1,3-Butadiene	1300	Not Detected	2900	Not Detected
Bromomethane	1300	Not Detected	5100	Not Detected
Chloroethane	1300	Not Detected	3500	Not Detected
Freon 11	1300	Not Detected	7400	Not Detected
Ethanol	5300	Not Detected	9900	Not Detected
Freon 113	1300	Not Detected	10000	Not Detected
1,1-Dichloroethene	1300	Not Detected	5200	Not Detected
Acetone	5300	Not Detected	12000	Not Detected
2-Propanol	5300	Not Detected	13000	Not Detected
Carbon Disulfide	1300	Not Detected	4100	Not Detected
3-Chloropropene	5300	Not Detected	16000	Not Detected
Methylene Chloride	1300	Not Detected	4600	Not Detected
Methyl tert-butyl ether	1300	Not Detected	4800	Not Detected
trans-1,2-Dichloroethene	1300	Not Detected	5200	Not Detected
Hexane	1300	2800	4600	10000
1,1-Dichloroethane	1300	Not Detected	5300	Not Detected
2-Butanone (Methyl Ethyl Ketone)	1300	Not Detected	3900	Not Detected
cis-1,2-Dichloroethene	1300	Not Detected	5200	Not Detected
Tetrahydrofuran	1300	Not Detected	3900	Not Detected
Chloroform	1300	Not Detected	6400	Not Detected
1,1,1-Trichloroethane	1300	Not Detected	7200	Not Detected
Cyclohexane	1300	24000	4500	84000
Carbon Tetrachloride	1300	Not Detected	8300	Not Detected
2,2,4-Trimethylpentane	1300	1300000	6200	6100000
Benzene	1300	2900	4200	9300
1,2-Dichloroethane	1300	Not Detected	5300	Not Detected
Heptane	1300	Not Detected	5400	Not Detected
Trichloroethene	1300	Not Detected	7100	Not Detected
1,2-Dichloropropane	1300	Not Detected	6100	Not Detected
1,4-Dioxane	5300	Not Detected	19000	Not Detected
Bromodichloromethane	1300	Not Detected	8800	Not Detected
cis-1,3-Dichloropropene	1300	Not Detected	6000	Not Detected
4-Methyl-2-pentanone	1300	Not Detected	5400	Not Detected
Toluene	1300	Not Detected	5000	Not Detected
trans-1,3-Dichloropropene	1300	Not Detected	6000	Not Detected
1,1,2-Trichloroethane	1300	Not Detected	7200	Not Detected
Tetrachloroethene	1300	Not Detected	9000	Not Detected

Air Toxics LTD.
Laboratory Services Since 1989

Client Sample ID: VMP-16-13.5-021611-Dup

Lab ID#: 1102377A-08A

MODIFIED EPA METHOD TO-15 GC/MS

File Name:	**b022514**	**Date of Collection: 2/16/11 11:45:00 AM**	
Dil. Factor:	**264**	**Date of Analysis: 2/25/11 10:25 AM**	

Compound	Rpt. Limit (ppbv)	Amount (ppbv)	Rpt. Limit (ug/m3)	Amount (ug/m3)
2-Hexanone	5300	Not Detected	22000	Not Detected
Dibromochloromethane	1300	Not Detected	11000	Not Detected
1,2-Dibromoethane (EDB)	1300	Not Detected	10000	Not Detected
Chlorobenzene	1300	Not Detected	6100	Not Detected
Ethyl Benzene	1300	Not Detected	5700	Not Detected
m,p-Xylene	1300	Not Detected	5700	Not Detected
o-Xylene	1300	Not Detected	5700	Not Detected
Styrene	1300	Not Detected	5600	Not Detected
Bromoform	1300	Not Detected	14000	Not Detected
Cumene	1300	Not Detected	6500	Not Detected
1,1,2,2-Tetrachloroethane	1300	Not Detected	9100	Not Detected
Propylbenzene	1300	Not Detected	6500	Not Detected
4-Ethyltoluene	1300	Not Detected	6500	Not Detected
1,3,5-Trimethylbenzene	1300	Not Detected	6500	Not Detected
1,2,4-Trimethylbenzene	1300	Not Detected	6500	Not Detected
1,3-Dichlorobenzene	1300	Not Detected	7900	Not Detected
1,4-Dichlorobenzene	1300	Not Detected	7900	Not Detected
alpha-Chlorotoluene	1300	Not Detected	6800	Not Detected
1,2-Dichlorobenzene	1300	Not Detected	7900	Not Detected
1,2,4-Trichlorobenzene	5300	Not Detected	39000	Not Detected
Hexachlorobutadiene	5300	Not Detected	56000	Not Detected

Container Type: 1 Liter Summa Canister

Surrogates	%Recovery	Method Limits
1,2-Dichloroethane-d4	117	70-130
Toluene-d8	102	70-130
4-Bromofluorobenzene	100	70-130

Air Toxics LTD.
Laboratory Services Since 1989

Client Sample ID: VMP-16-19-021611

Lab ID#: 1102377A-09A

MODIFIED EPA METHOD TO-15 GC/MS

File Name:	**b022515**	**Date of Collection: 2/16/11 12:46:00 PM**	
Dil. Factor:	**258**	**Date of Analysis: 2/25/11 10:56 AM**	

Compound	Rpt. Limit (ppbv)	Amount (ppbv)	Rpt. Limit (ug/m3)	Amount (ug/m3)
Freon 12	1300	Not Detected	6400	Not Detected
Freon 114	1300	Not Detected	9000	Not Detected
Chloromethane	5200	Not Detected	11000	Not Detected
Vinyl Chloride	1300	Not Detected	3300	Not Detected
1,3-Butadiene	1300	Not Detected	2800	Not Detected
Bromomethane	1300	Not Detected	5000	Not Detected
Chloroethane	1300	Not Detected	3400	Not Detected
Freon 11	1300	Not Detected	7200	Not Detected
Ethanol	5200	Not Detected	9700	Not Detected
Freon 113	1300	Not Detected	9900	Not Detected
1,1-Dichloroethene	1300	Not Detected	5100	Not Detected
Acetone	5200	Not Detected	12000	Not Detected
2-Propanol	5200	Not Detected	13000	Not Detected
Carbon Disulfide	1300	Not Detected	4000	Not Detected
3-Chloropropene	5200	Not Detected	16000	Not Detected
Methylene Chloride	1300	Not Detected	4500	Not Detected
Methyl tert-butyl ether	1300	Not Detected	4600	Not Detected
trans-1,2-Dichloroethene	1300	Not Detected	5100	Not Detected
Hexane	1300	2100	4500	7400
1,1-Dichloroethane	1300	Not Detected	5200	Not Detected
2-Butanone (Methyl Ethyl Ketone)	1300	Not Detected	3800	Not Detected
cis-1,2-Dichloroethene	1300	Not Detected	5100	Not Detected
Tetrahydrofuran	1300	Not Detected	3800	Not Detected
Chloroform	1300	Not Detected	6300	Not Detected
1,1,1-Trichloroethane	1300	Not Detected	7000	Not Detected
Cyclohexane	1300	23000	4400	80000
Carbon Tetrachloride	1300	Not Detected	8100	Not Detected
2,2,4-Trimethylpentane	1300	1200000	6000	5900000
Benzene	1300	2400	4100	7700
1,2-Dichloroethane	1300	Not Detected	5200	Not Detected
Heptane	1300	Not Detected	5300	Not Detected
Trichloroethene	1300	Not Detected	6900	Not Detected
1,2-Dichloropropane	1300	Not Detected	6000	Not Detected
1,4-Dioxane	5200	Not Detected	18000	Not Detected
Bromodichloromethane	1300	Not Detected	8600	Not Detected
cis-1,3-Dichloropropene	1300	Not Detected	5800	Not Detected
4-Methyl-2-pentanone	1300	Not Detected	5300	Not Detected
Toluene	1300	Not Detected	4900	Not Detected
trans-1,3-Dichloropropene	1300	Not Detected	5800	Not Detected
1,1,2-Trichloroethane	1300	Not Detected	7000	Not Detected
Tetrachloroethene	1300	Not Detected	8800	Not Detected

Air Toxics LTD.
Laboratory Services Since 1989

Client Sample ID: VMP-16-19-021611

Lab ID#: 1102377A-09A

MODIFIED EPA METHOD TO-15 GC/MS

File Name:	**b022515**	**Date of Collection: 2/16/11 12:46:00 PM**	
Dil. Factor:	**258**	**Date of Analysis: 2/25/11 10:56 AM**	

Compound	Rpt. Limit (ppbv)	Amount (ppbv)	Rpt. Limit (ug/m3)	Amount (ug/m3)
2-Hexanone	5200	Not Detected	21000	Not Detected
Dibromochloromethane	1300	Not Detected	11000	Not Detected
1,2-Dibromoethane (EDB)	1300	Not Detected	9900	Not Detected
Chlorobenzene	1300	Not Detected	5900	Not Detected
Ethyl Benzene	1300	Not Detected	5600	Not Detected
m,p-Xylene	1300	Not Detected	5600	Not Detected
o-Xylene	1300	Not Detected	5600	Not Detected
Styrene	1300	Not Detected	5500	Not Detected
Bromoform	1300	Not Detected	13000	Not Detected
Cumene	1300	Not Detected	6300	Not Detected
1,1,2,2-Tetrachloroethane	1300	Not Detected	8800	Not Detected
Propylbenzene	1300	Not Detected	6300	Not Detected
4-Ethyltoluene	1300	Not Detected	6300	Not Detected
1,3,5-Trimethylbenzene	1300	Not Detected	6300	Not Detected
1,2,4-Trimethylbenzene	1300	Not Detected	6300	Not Detected
1,3-Dichlorobenzene	1300	Not Detected	7800	Not Detected
1,4-Dichlorobenzene	1300	Not Detected	7800	Not Detected
alpha-Chlorotoluene	1300	Not Detected	6700	Not Detected
1,2-Dichlorobenzene	1300	Not Detected	7800	Not Detected
1,2,4-Trichlorobenzene	5200	Not Detected	38000	Not Detected
Hexachlorobutadiene	5200	Not Detected	55000	Not Detected

Container Type: 1 Liter Summa Canister

Surrogates	%Recovery	Method Limits
1,2-Dichloroethane-d4	117	70-130
Toluene-d8	102	70-130
4-Bromofluorobenzene	100	70-130

Air Toxics LTD.
Laboratory Services Since 1989

Client Sample ID: VMP-24-5-021611

Lab ID#: 1102377A-10A

MODIFIED EPA METHOD TO-15 GC/MS FULL SCAN

File Name:	**p022307**	**Date of Collection: 2/16/11 4:14:00 PM**	
Dil. Factor:	**2.82**	**Date of Analysis: 2/23/11 11:26 AM**	

Compound	Rpt. Limit (ppbv)	Amount (ppbv)	Rpt. Limit (ug/m3)	Amount (ug/m3)
Freon 12	1.4	0.34 J	7.0	1.7 J
Freon 114	1.4	Not Detected	9.8	Not Detected
Chloromethane	5.6	Not Detected	12	Not Detected
Vinyl Chloride	1.4	Not Detected	3.6	Not Detected
1,3-Butadiene	1.4	Not Detected	3.1	Not Detected
Bromomethane	1.4	Not Detected	5.5	Not Detected
Chloroethane	1.4	Not Detected	3.7	Not Detected
Freon 11	1.4	Not Detected	7.9	Not Detected
Ethanol	5.6	4.9 J	11	9.3 J
Freon 113	1.4	Not Detected	11	Not Detected
1,1-Dichloroethene	1.4	Not Detected	5.6	Not Detected
Acetone	5.6	8.1	13	19
2-Propanol	5.6	1.3 J	14	3.3 J
Carbon Disulfide	1.4	0.93 J "U"	4.4	2.9 J "U"
3-Chloropropene	5.6	Not Detected	18	Not Detected
Methylene Chloride	1.4	0.53 J	4.9	1.8 J
Methyl tert-butyl ether	1.4	Not Detected	5.1	Not Detected
trans-1,2-Dichloroethene	1.4	Not Detected	5.6	Not Detected
Hexane	1.4	2.8	5.0	9.9
1,1-Dichloroethane	1.4	Not Detected	5.7	Not Detected
2-Butanone (Methyl Ethyl Ketone)	1.4	Not Detected	4.2	Not Detected
cis-1,2-Dichloroethene	1.4	Not Detected	5.6	Not Detected
Tetrahydrofuran	1.4	Not Detected	4.2	Not Detected
Chloroform	1.4	Not Detected	6.9	Not Detected
1,1,1-Trichloroethane	1.4	Not Detected	7.7	Not Detected
Cyclohexane	1.4	0.92 J	4.8	3.2 J
Carbon Tetrachloride	1.4	Not Detected	8.9	Not Detected
2,2,4-Trimethylpentane	1.4	2.4	6.6	11
Benzene	1.4	5.9	4.5	19
1,2-Dichloroethane	1.4	Not Detected	5.7	Not Detected
Heptane	1.4	0.98 J	5.8	4.0 J
Trichloroethene	1.4	Not Detected	7.6	Not Detected
1,2-Dichloropropane	1.4	Not Detected	6.5	Not Detected
1,4-Dioxane	5.6	Not Detected	20	Not Detected
Bromodichloromethane	1.4	Not Detected	9.4	Not Detected
cis-1,3-Dichloropropene	1.4	Not Detected	6.4	Not Detected
4-Methyl-2-pentanone	1.4	Not Detected	5.8	Not Detected
Toluene	1.4	0.30 J "U"	5.3	1.1 J "U"
trans-1,3-Dichloropropene	1.4	Not Detected	6.4	Not Detected
1,1,2-Trichloroethane	1.4	Not Detected	7.7	Not Detected
Tetrachloroethene	1.4	Not Detected	9.6	Not Detected

Air Toxics LTD.
Laboratory Services Since 1989

Client Sample ID: VMP-24-5-021611

Lab ID#: 1102377A-10A

MODIFIED EPA METHOD TO-15 GC/MS FULL SCAN

File Name:	**p022307**	**Date of Collection: 2/16/11 4:14:00 PM**	
Dil. Factor:	**2.82**	**Date of Analysis: 2/23/11 11:26 AM**	

Compound	Rpt. Limit (ppbv)	Amount (ppbv)	Rpt. Limit (ug/m3)	Amount (ug/m3)
2-Hexanone	5.6	Not Detected	23	Not Detected
Dibromochloromethane	1.4	Not Detected	12	Not Detected
1,2-Dibromoethane (EDB)	1.4	Not Detected	11	Not Detected
Chlorobenzene	1.4	Not Detected	6.5	Not Detected
Ethyl Benzene	1.4	Not Detected	6.1	Not Detected
m,p-Xylene	1.4	~~0.22 J~~ U	6.1	~~0.95 J~~ U
o-Xylene	1.4	~~0.20 J~~ U	6.1	~~0.86 J~~ U
Styrene	1.4	Not Detected	6.0	Not Detected
Bromoform	1.4	Not Detected	14	Not Detected
Cumene	1.4	~~0.42 J~~ U	6.9	2.0 J
1,1,2,2-Tetrachloroethane	1.4	Not Detected	9.7	Not Detected
Propylbenzene	1.4	~~0.26 J~~ U	6.9	~~1.3 J~~ U
4-Ethyltoluene	1.4	Not Detected	6.9	Not Detected
1,3,5-Trimethylbenzene	1.4	~~0.46 J~~ U	6.9	~~2.3 J~~ U
1,2,4-Trimethylbenzene	1.4	~~0.32 J~~ U	6.9	~~1.6 J~~ U
1,3-Dichlorobenzene	1.4	~~0.26 J~~ U	8.5	1.5 J
1,4-Dichlorobenzene	1.4	~~0.30 J~~ U	8.5	1.8 J
alpha-Chlorotoluene	1.4	Not Detected	7.3	Not Detected
1,2-Dichlorobenzene	1.4	~~0.21 J~~ U	8.5	~~1.3 J~~ U
1,2,4-Trichlorobenzene	5.6	~~0.68 J~~ U	42	~~6.5 J~~ U
Hexachlorobutadiene	5.6	Not Detected	60	Not Detected

J = Estimated value.

Container Type: 1 Liter Summa Canister

Surrogates	%Recovery	Method Limits
Toluene-d8	99	70-130
1,2-Dichloroethane-d4	106	70-130
4-Bromofluorobenzene	107	70-130

Air Toxics LTD.
Laboratory Services Since 1989

Client Sample ID: VMP-24-10-021711

Lab ID#: 1102377A-11A

MODIFIED EPA METHOD TO-15 GC/MS FULL SCAN

File Name:	**p022309**	**Date of Collection: 2/17/11 9:20:00 AM**	
Dil. Factor:	**2.69**	**Date of Analysis: 2/23/11 01:12 PM**	

Compound	Rpt. Limit (ppbv)	Amount (ppbv)	Rpt. Limit (ug/m3)	Amount (ug/m3)
Freon 12	1.3	0.51 J	6.6	2.5 J
Freon 114	1.3	Not Detected	9.4	Not Detected
Chloromethane	5.4	Not Detected	11	Not Detected
Vinyl Chloride	1.3	Not Detected	3.4	Not Detected
1,3-Butadiene	1.3	Not Detected	3.0	Not Detected
Bromomethane	1.3	Not Detected	5.2	Not Detected
Chloroethane	1.3	Not Detected	3.5	Not Detected
Freon 11	1.3	0.33 J	7.6	1.9 J
Ethanol	5.4	13 J "J"	10	24 J "J"
Freon 113	1.3	Not Detected	10	Not Detected
1,1-Dichloroethene	1.3	Not Detected	5.3	Not Detected
Acetone	5.4	4.3 J	13	10 J
2-Propanol	5.4	2.6 J	13	6.5 J
Carbon Disulfide	1.3	~~1.3 J~~ "U"	4.2	~~3.9 J~~ "U"
3-Chloropropene	5.4	Not Detected	17	Not Detected
Methylene Chloride	1.3	Not Detected	4.7	Not Detected
Methyl tert-butyl ether	1.3	Not Detected	4.8	Not Detected
trans-1,2-Dichloroethene	1.3	Not Detected	5.3	Not Detected
Hexane	1.3	52	4.7	180
1,1-Dichloroethane	1.3	Not Detected	5.4	Not Detected
2-Butanone (Methyl Ethyl Ketone)	1.3	Not Detected	4.0	Not Detected
cis-1,2-Dichloroethene	1.3	Not Detected	5.3	Not Detected
Tetrahydrofuran	1.3	Not Detected	4.0	Not Detected
Chloroform	1.3	Not Detected	6.6	Not Detected
1,1,1-Trichloroethane	1.3	Not Detected	7.3	Not Detected
Cyclohexane	1.3	32	4.6	110
Carbon Tetrachloride	1.3	Not Detected	8.5	Not Detected
2,2,4-Trimethylpentane	1.3	250	6.3	1200
Benzene	1.3	440	4.3	1400
1,2-Dichloroethane	1.3	Not Detected	5.4	Not Detected
Heptane	1.3	Not Detected	5.5	Not Detected
Trichloroethene	1.3	Not Detected	7.2	Not Detected
1,2-Dichloropropane	1.3	Not Detected	6.2	Not Detected
1,4-Dioxane	5.4	Not Detected	19	Not Detected
Bromodichloromethane	1.3	Not Detected	9.0	Not Detected
cis-1,3-Dichloropropene	1.3	Not Detected	6.1	Not Detected
4-Methyl-2-pentanone	1.3	Not Detected	5.5	Not Detected
Toluene	1.3	~~0.23 J~~ "U"	5.1	~~0.86 J~~ "U"
trans-1,3-Dichloropropene	1.3	Not Detected	6.1	Not Detected
1,1,2-Trichloroethane	1.3	Not Detected	7.3	Not Detected
Tetrachloroethene	1.3	Not Detected	9.1	Not Detected

Air Toxics LTD.
Laboratory Services Since 1989

Client Sample ID: VMP-24-10-021711

Lab ID#: 1102377A-11A

MODIFIED EPA METHOD TO-15 GC/MS FULL SCAN

File Name:	**p022309**	**Date of Collection: 2/17/11 9:20:00 AM**	
Dil. Factor:	**2.69**	**Date of Analysis: 2/23/11 01:12 PM**	

Compound	Rpt. Limit (ppbv)	Amount (ppbv)	Rpt. Limit (ug/m3)	Amount (ug/m3)
2-Hexanone	5.4	Not Detected	22	Not Detected
Dibromochloromethane	1.3	Not Detected	11	Not Detected
1,2-Dibromoethane (EDB)	1.3	Not Detected	10	Not Detected
Chlorobenzene	1.3	Not Detected	6.2	Not Detected
Ethyl Benzene	1.3	0.64 J	5.8	2.8 J
m,p-Xylene	1.3	~~0.17 J~~ "U"	5.8	~~0.74 J~~ "U"
o-Xylene	1.3	Not Detected	5.8	Not Detected
Styrene	1.3	Not Detected	5.7	Not Detected
Bromoform	1.3	Not Detected	14	Not Detected
Cumene	1.3	~~0.39 J~~ "U"	6.6	~~1.9 J~~ "U"
1,1,2,2-Tetrachloroethane	1.3	Not Detected	9.2	Not Detected
Propylbenzene	1.3	~~0.41 J~~ "U"	6.6	~~2.0 J~~ "U"
4-Ethyltoluene	1.3	Not Detected	6.6	Not Detected
1,3,5-Trimethylbenzene	1.3	Not Detected	6.6	Not Detected
1,2,4-Trimethylbenzene	1.3	~~0.13 J~~ "U"	6.6	~~0.62 J~~ "U"
1,3-Dichlorobenzene	1.3	Not Detected	8.1	Not Detected
1,4-Dichlorobenzene	1.3	Not Detected	8.1	Not Detected
alpha-Chlorotoluene	1.3	Not Detected	7.0	Not Detected
1,2-Dichlorobenzene	1.3	Not Detected	8.1	Not Detected
1,2,4-Trichlorobenzene	5.4	Not Detected	40	Not Detected
Hexachlorobutadiene	5.4	Not Detected	57	Not Detected

J = Estimated value.
J = Estimated value due to bias in the CCV.
Container Type: 1 Liter Summa Canister

Surrogates	%Recovery	Method Limits
Toluene-d8	102	70-130
1,2-Dichloroethane-d4	108	70-130
4-Bromofluorobenzene	106	70-130

Air Toxics LTD.
Laboratory Services Since 1989

Client Sample ID: VMP-24-22-021711

Lab ID#: 1102377A-12A

MODIFIED EPA METHOD TO-15 GC/MS FULL SCAN

File Name:	**p022310**	**Date of Collection:**	**2/17/11 10:20:00 AM**
Dil. Factor:	**2.69**	**Date of Analysis:**	**2/23/11 01:50 PM**

Compound	Rpt. Limit (ppbv)	Amount (ppbv)	Rpt. Limit (ug/m3)	Amount (ug/m3)
Freon 12	1.3	0.52 J	6.6	2.6 J
Freon 114	1.3	Not Detected	9.4	Not Detected
Chloromethane	5.4	Not Detected	11	Not Detected
Vinyl Chloride	1.3	Not Detected	3.4	Not Detected
1,3-Butadiene	1.3	Not Detected	3.0	Not Detected
Bromomethane	1.3	Not Detected	5.2	Not Detected
Chloroethane	1.3	Not Detected	3.5	Not Detected
Freon 11	1.3	0.33 J	7.6	1.8 J
Ethanol	5.4	13 J "J"	10	24 J "J"
Freon 113	1.3	Not Detected	10	Not Detected
1,1-Dichloroethene	1.3	Not Detected	5.3	Not Detected
Acetone	5.4	2.7 J	13	6.4 J
2-Propanol	5.4	2.6 J	13	6.3 J
Carbon Disulfide	1.3	~~1.0 J~~ "U"	4.2	~~3.2 J~~ "U"
3-Chloropropene	5.4	Not Detected	17	Not Detected
Methylene Chloride	1.3	Not Detected	4.7	Not Detected
Methyl tert-butyl ether	1.3	Not Detected	4.8	Not Detected
trans-1,2-Dichloroethene	1.3	Not Detected	5.3	Not Detected
Hexane	1.3	32	4.7	110
1,1-Dichloroethane	1.3	Not Detected	5.4	Not Detected
2-Butanone (Methyl Ethyl Ketone)	1.3	Not Detected	4.0	Not Detected
cis-1,2-Dichloroethene	1.3	Not Detected	5.3	Not Detected
Tetrahydrofuran	1.3	Not Detected	4.0	Not Detected
Chloroform	1.3	Not Detected	6.6	Not Detected
1,1,1-Trichloroethane	1.3	Not Detected	7.3	Not Detected
Cyclohexane	1.3	20	4.6	67
Carbon Tetrachloride	1.3	Not Detected	8.5	Not Detected
2,2,4-Trimethylpentane	1.3	110	6.3	540
Benzene	1.3	300	4.3	950
1,2-Dichloroethane	1.3	Not Detected	5.4	Not Detected
Heptane	1.3	13	5.5	53
Trichloroethene	1.3	Not Detected	7.2	Not Detected
1,2-Dichloropropane	1.3	Not Detected	6.2	Not Detected
1,4-Dioxane	5.4	Not Detected	19	Not Detected
Bromodichloromethane	1.3	Not Detected	9.0	Not Detected
cis-1,3-Dichloropropene	1.3	Not Detected	6.1	Not Detected
4-Methyl-2-pentanone	1.3	Not Detected	5.5	Not Detected
Toluene	1.3	1.3 J	5.1	4.9 J
trans-1,3-Dichloropropene	1.3	Not Detected	6.1	Not Detected
1,1,2-Trichloroethane	1.3	Not Detected	7.3	Not Detected
Tetrachloroethene	1.3	0.20 J	9.1	1.4 J

Air Toxics LTD.
Laboratory Services Since 1989

Client Sample ID: VMP-24-22-021711

Lab ID#: 1102377A-12A

MODIFIED EPA METHOD TO-15 GC/MS FULL SCAN

File Name:	**p022310**	**Date of Collection: 2/17/11 10:20:00 AM**	
Dil. Factor:	**2.69**	**Date of Analysis: 2/23/11 01:50 PM**	

Compound	Rpt. Limit (ppbv)	Amount (ppbv)	Rpt. Limit (ug/m3)	Amount (ug/m3)
2-Hexanone	5.4	Not Detected	22	Not Detected
Dibromochloromethane	1.3	Not Detected	11	Not Detected
1,2-Dibromoethane (EDB)	1.3	Not Detected	10	Not Detected
Chlorobenzene	1.3	Not Detected	6.2	Not Detected
Ethyl Benzene	1.3	1.4	5.8	5.9
m,p-Xylene	1.3	1.9	5.8	8.4
o-Xylene	1.3	0.68 J	5.8	3.0 J
Styrene	1.3	Not Detected	5.7	Not Detected
Bromoform	1.3	Not Detected	14	Not Detected
Cumene	1.3	~~0.39 J~~ "U"	6.6	~~1.9 J~~ "U"
1,1,2,2-Tetrachloroethane	1.3	Not Detected "U"	9.2	Not Detected
Propylbenzene	1.3	~~0.43 J~~	6.6	~~2.1 J~~ "U"
4-Ethyltoluene	1.3	0.53 J	6.6	2.6 J
1,3,5-Trimethylbenzene	1.3	Not Detected	6.6	Not Detected
1,2,4-Trimethylbenzene	1.3	~~0.55 J~~ "U"	6.6	~~2.7 J~~ "U"
1,3-Dichlorobenzene	1.3	Not Detected	8.1	Not Detected
1,4-Dichlorobenzene	1.3	Not Detected	8.1	Not Detected
alpha-Chlorotoluene	1.3	Not Detected	7.0	Not Detected
1,2-Dichlorobenzene	1.3	Not Detected	8.1	Not Detected
1,2,4-Trichlorobenzene	5.4	Not Detected	40	Not Detected
Hexachlorobutadiene	5.4	Not Detected	57	Not Detected

J = Estimated value.
J = Estimated value due to bias in the CCV.
Container Type: 1 Liter Summa Canister

Surrogates	%Recovery	Method Limits
Toluene-d8	99	70-130
1,2-Dichloroethane-d4	109	70-130
4-Bromofluorobenzene	107	70-130

Air Toxics LTD.
Laboratory Services Since 1989

Client Sample ID: VMP-24-34-021711

Lab ID#: 1102377A-13A

MODIFIED EPA METHOD TO-15 GC/MS FULL SCAN

File Name:	**p022311**	**Date of Collection:**	**2/17/11 11:28:00 AM**
Dil. Factor:	**2.69**	**Date of Analysis:**	**2/23/11 02:10 PM**

Compound	Rpt. Limit (ppbv)	Amount (ppbv)	Rpt. Limit (ug/m3)	Amount (ug/m3)
Freon 12	1.3	0.45 J	6.6	2.2 J
Freon 114	1.3	Not Detected	9.4	Not Detected
Chloromethane	5.4	1.8 J	11	3.6 J
Vinyl Chloride	1.3	Not Detected	3.4	Not Detected
1,3-Butadiene	1.3	Not Detected	3.0	Not Detected
Bromomethane	1.3	Not Detected	5.2	Not Detected
Chloroethane	1.3	Not Detected	3.5	Not Detected
Freon 11	1.3	0.39 J	7.6	2.2 J
Ethanol	5.4	17 J "J"	10	32 J "J"
Freon 113	1.3	Not Detected	10	Not Detected
1,1-Dichloroethene	1.3	Not Detected	5.3	Not Detected
Acetone	5.4	5.7	13	14
2-Propanol	5.4	1.1 J	13	2.6 J
Carbon Disulfide	1.3	~~0.90 J~~ "U"	4.2	~~2.8 J~~ "U"
3-Chloropropene	5.4	Not Detected	17	Not Detected
Methylene Chloride	1.3	Not Detected	4.7	Not Detected
Methyl tert-butyl ether	1.3	Not Detected	4.8	Not Detected
trans-1,2-Dichloroethene	1.3	Not Detected	5.3	Not Detected
Hexane	1.3	0.52 J	4.7	1.8 J
1,1-Dichloroethane	1.3	Not Detected	5.4	Not Detected
2-Butanone (Methyl Ethyl Ketone)	1.3	0.84 J	4.0	2.5 J
cis-1,2-Dichloroethene	1.3	Not Detected	5.3	Not Detected
Tetrahydrofuran	1.3	0.48 J	4.0	1.4 J
Chloroform	1.3	Not Detected	6.6	Not Detected
1,1,1-Trichloroethane	1.3	Not Detected	7.3	Not Detected
Cyclohexane	1.3	0.70 J	4.6	2.4 J
Carbon Tetrachloride	1.3	Not Detected	8.5	Not Detected
2,2,4-Trimethylpentane	1.3	5.1	6.3	24
Benzene	1.3	2.6	4.3	8.4
1,2-Dichloroethane	1.3	Not Detected	5.4	Not Detected
Heptane	1.3	0.54 J	5.5	2.2 J
Trichloroethene	1.3	Not Detected	7.2	Not Detected
1,2-Dichloropropane	1.3	Not Detected	6.2	Not Detected
1,4-Dioxane	5.4	Not Detected	19	Not Detected
Bromodichloromethane	1.3	Not Detected	9.0	Not Detected
cis-1,3-Dichloropropene	1.3	Not Detected	6.1	Not Detected
4-Methyl-2-pentanone	1.3	Not Detected	5.5	Not Detected
Toluene	1.3	~~0.17 J~~ "U"	5.1	~~0.64 J~~ "U"
trans-1,3-Dichloropropene	1.3	Not Detected	6.1	Not Detected
1,1,2-Trichloroethane	1.3	Not Detected	7.3	Not Detected
Tetrachloroethene	1.3	Not Detected	9.1	Not Detected

Air Toxics LTD.
Laboratory Services Since 1989

Client Sample ID: VMP-24-34-021711

Lab ID#: 1102377A-13A

MODIFIED EPA METHOD TO-15 GC/MS FULL SCAN

File Name:	**p022311**	**Date of Collection: 2/17/11 11:28:00 AM**	
Dil. Factor:	**2.69**	**Date of Analysis: 2/23/11 02:10 PM**	

Compound	Rpt. Limit (ppbv)	Amount (ppbv)	Rpt. Limit (ug/m3)	Amount (ug/m3)
2-Hexanone	5.4	Not Detected	22	Not Detected
Dibromochloromethane	1.3	Not Detected	11	Not Detected
1,2-Dibromoethane (EDB)	1.3	Not Detected	10	Not Detected
Chlorobenzene	1.3	Not Detected	6.2	Not Detected
Ethyl Benzene	1.3	Not Detected	5.8	Not Detected
m,p-Xylene	1.3	Not Detected	5.8	Not Detected
o-Xylene	1.3	Not Detected	5.8	Not Detected
Styrene	1.3	Not Detected	5.7	Not Detected
Bromoform	1.3	Not Detected	14	Not Detected
Cumene	1.3	Not Detected	6.6	Not Detected
1,1,2,2-Tetrachloroethane	1.3	Not Detected	9.2	Not Detected
Propylbenzene	1.3	Not Detected	6.6	Not Detected
4-Ethyltoluene	1.3	Not Detected	6.6	Not Detected
1,3,5-Trimethylbenzene	1.3	Not Detected	6.6	Not Detected
1,2,4-Trimethylbenzene	1.3	Not Detected	6.6	Not Detected
1,3-Dichlorobenzene	1.3	Not Detected	8.1	Not Detected
1,4-Dichlorobenzene	1.3	Not Detected	8.1	Not Detected
alpha-Chlorotoluene	1.3	Not Detected	7.0	Not Detected
1,2-Dichlorobenzene	1.3	Not Detected	8.1	Not Detected
1,2,4-Trichlorobenzene	5.4	Not Detected	40	Not Detected
Hexachlorobutadiene	5.4	Not Detected	57	Not Detected

J = Estimated value.
J = Estimated value due to bias in the CCV.
Container Type: 1 Liter Summa Canister

Surrogates	%Recovery	Method Limits
Toluene-d8	99	70-130
1,2-Dichloroethane-d4	104	70-130
4-Bromofluorobenzene	108	70-130

Air Toxics LTD.
Laboratory Services Since 1989

Client Sample ID: VMP-14-5-021711

Lab ID#: 1102377A-14A

MODIFIED EPA METHOD TO-15 GC/MS FULL SCAN

File Name:	**p022312**	**Date of Collection: 2/17/11 2:20:00 PM**	
Dil. Factor:	**2.64**	**Date of Analysis: 2/23/11 02:42 PM**	

Compound	Rpt. Limit (ppbv)	Amount (ppbv)	Rpt. Limit (ug/m3)	Amount (ug/m3)
Freon 12	1.3	0.46 J	6.5	2.3 J
Freon 114	1.3	Not Detected	9.2	Not Detected
Chloromethane	5.3	Not Detected	11	Not Detected
Vinyl Chloride	1.3	Not Detected	3.4	Not Detected
1,3-Butadiene	1.3	Not Detected	2.9	Not Detected
Bromomethane	1.3	Not Detected	5.1	Not Detected
Chloroethane	1.3	Not Detected	3.5	Not Detected
Freon 11	1.3	Not Detected	7.4	Not Detected
Ethanol	5.3	14 J "J"	9.9	26 J "J"
Freon 113	1.3	Not Detected	10	Not Detected
1,1-Dichloroethene	1.3	Not Detected	5.2	Not Detected
Acetone	5.3	2.9 J	12	6.9 J
2-Propanol	5.3	2.2 J	13	5.3 J
Carbon Disulfide	1.3	~~1.2 J~~ "U"	4.1	~~3.7 J~~ "U"
3-Chloropropene	5.3	Not Detected	16	Not Detected
Methylene Chloride	1.3	Not Detected	4.6	Not Detected
Methyl tert-butyl ether	1.3	Not Detected	4.8	Not Detected
trans-1,2-Dichloroethene	1.3	Not Detected	5.2	Not Detected
Hexane	1.3	29	4.6	100
1,1-Dichloroethane	1.3	Not Detected	5.3	Not Detected
2-Butanone (Methyl Ethyl Ketone)	1.3	Not Detected	3.9	Not Detected
cis-1,2-Dichloroethene	1.3	Not Detected	5.2	Not Detected
Tetrahydrofuran	1.3	Not Detected	3.9	Not Detected
Chloroform	1.3	Not Detected	6.4	Not Detected
1,1,1-Trichloroethane	1.3	Not Detected	7.2	Not Detected
Cyclohexane	1.3	20	4.5	69
Carbon Tetrachloride	1.3	Not Detected	8.3	Not Detected
2,2,4-Trimethylpentane	1.3	130	6.2	620
Benzene	1.3	390	4.2	1200
1,2-Dichloroethane	1.3	Not Detected	5.3	Not Detected
Heptane	1.3	14	5.4	59
Trichloroethene	1.3	Not Detected	7.1	Not Detected
1,2-Dichloropropane	1.3	Not Detected	6.1	Not Detected
1,4-Dioxane	5.3	Not Detected	19	Not Detected
Bromodichloromethane	1.3	Not Detected	8.8	Not Detected
cis-1,3-Dichloropropene	1.3	Not Detected	6.0	Not Detected
4-Methyl-2-pentanone	1.3	Not Detected	5.4	Not Detected "U"
Toluene	1.3	0.26 J "U"	5.0	0.99 J
trans-1,3-Dichloropropene	1.3	Not Detected	6.0	Not Detected
1,1,2-Trichloroethane	1.3	Not Detected	7.2	Not Detected
Tetrachloroethene	1.3	Not Detected	9.0	Not Detected

Air Toxics LTD.
Laboratory Services Since 1989

Client Sample ID: VMP-14-5-021711

Lab ID#: 1102377A-14A

MODIFIED EPA METHOD TO-15 GC/MS FULL SCAN

File Name:	**p022312**	**Date of Collection: 2/17/11 2:20:00 PM**	
Dil. Factor:	**2.64**	**Date of Analysis: 2/23/11 02:42 PM**	

Compound	Rpt. Limit (ppbv)	Amount (ppbv)	Rpt. Limit (ug/m3)	Amount (ug/m3)
2-Hexanone	5.3	Not Detected	22	Not Detected
Dibromochloromethane	1.3	Not Detected	11	Not Detected
1,2-Dibromoethane (EDB)	1.3	Not Detected	10	Not Detected
Chlorobenzene	1.3	Not Detected	6.1	Not Detected
Ethyl Benzene	1.3	0.67 J	5.7	2.9 J
m,p-Xylene	1.3	~~0.28 J~~ "U"	5.7	~~1.2 J~~ "U"
o-Xylene	1.3	Not Detected	5.7	Not Detected
Styrene	1.3	Not Detected	5.6	Not Detected
Bromoform	1.3	Not Detected	14	Not Detected
Cumene	1.3	~~0.54 J~~ "U"	6.5	~~2.6 J~~ "U"
1,1,2,2-Tetrachloroethane	1.3	Not Detected	9.1	Not Detected
Propylbenzene	1.3	~~0.45 J~~ "U"	6.5	~~2.2 J~~ "U"
4-Ethyltoluene	1.3	Not Detected	6.5	Not Detected
1,3,5-Trimethylbenzene	1.3	Not Detected	6.5	Not Detected
1,2,4-Trimethylbenzene	1.3	~~0.13 J~~ "U"	6.5	~~0.63 J~~ "U"
1,3-Dichlorobenzene	1.3	Not Detected	7.9	Not Detected
1,4-Dichlorobenzene	1.3	Not Detected	7.9	Not Detected
alpha-Chlorotoluene	1.3	Not Detected	6.8	Not Detected
1,2-Dichlorobenzene	1.3	Not Detected	7.9	Not Detected
1,2,4-Trichlorobenzene	5.3	Not Detected	39	Not Detected
Hexachlorobutadiene	5.3	Not Detected	56	Not Detected

J = Estimated value.
J = Estimated value due to bias in the CCV.
Container Type: 1 Liter Summa Canister

Surrogates	%Recovery	Method Limits
Toluene-d8	100	70-130
1,2-Dichloroethane-d4	113	70-130
4-Bromofluorobenzene	106	70-130

Air Toxics LTD.
Laboratory Services Since 1989

Client Sample ID: VMP-14-11.5-021711

Lab ID#: 1102377A-15A

MODIFIED EPA METHOD TO-15 GC/MS FULL SCAN

File Name:	**p022324**	**Date of Collection: 2/17/11 3:26:00 PM**	
Dil. Factor:	**55.2**	**Date of Analysis: 2/23/11 08:53 PM**	

Compound	Rpt. Limit (ppbv)	Amount (ppbv)	Rpt. Limit (ug/m3)	Amount (ug/m3)
Freon 12	28	Not Detected	140	Not Detected
Freon 114	28	Not Detected	190	Not Detected
Chloromethane	110	Not Detected	230	Not Detected
Vinyl Chloride	28	Not Detected	70	Not Detected
1,3-Butadiene	28	Not Detected	61	Not Detected
Bromomethane	28	Not Detected	110	Not Detected
Chloroethane	28	Not Detected	73	Not Detected
Freon 11	28	Not Detected	160	Not Detected
Ethanol	110	Not Detected	210	Not Detected
Freon 113	28	Not Detected	210	Not Detected
1,1-Dichloroethene	28	Not Detected	110	Not Detected
Acetone	110	Not Detected	260	Not Detected
2-Propanol	110	Not Detected	270	Not Detected
Carbon Disulfide	28	16 J	86	52 J
3-Chloropropene	110	Not Detected	340	Not Detected
Methylene Chloride	28	Not Detected	96	Not Detected
Methyl tert-butyl ether	28	Not Detected	100	Not Detected
trans-1,2-Dichloroethene	28	Not Detected	110	Not Detected
Hexane	28	Not Detected	97	Not Detected
1,1-Dichloroethane	28	Not Detected	110	Not Detected
2-Butanone (Methyl Ethyl Ketone)	28	Not Detected	81	Not Detected
cis-1,2-Dichloroethene	28	Not Detected	110	Not Detected
Tetrahydrofuran	28	Not Detected	81	Not Detected
Chloroform	28	Not Detected	130	Not Detected
1,1,1-Trichloroethane	28	Not Detected	150	Not Detected
Cyclohexane	28	780	95	2700
Carbon Tetrachloride	28	Not Detected	170	Not Detected
2,2,4-Trimethylpentane	28	3700	130	17000
Benzene	28	270	88	860
1,2-Dichloroethane	28	Not Detected	110	Not Detected
Heptane	28	Not Detected	110	Not Detected
Trichloroethene	28	Not Detected	150	Not Detected
1,2-Dichloropropane	28	Not Detected	130	Not Detected
1,4-Dioxane	110	Not Detected	400	Not Detected
Bromodichloromethane	28	Not Detected	180	Not Detected
cis-1,3-Dichloropropene	28	Not Detected	120	Not Detected
4-Methyl-2-pentanone	28	Not Detected	110	Not Detected
Toluene	28	Not Detected	100	Not Detected
trans-1,3-Dichloropropene	28	Not Detected	120	Not Detected
1,1,2-Trichloroethane	28	Not Detected	150	Not Detected
Tetrachloroethene	28	Not Detected	190	Not Detected

Air Toxics LTD.
Laboratory Services Since 1989

Client Sample ID: VMP-14-11.5-021711

Lab ID#: 1102377A-15A

MODIFIED EPA METHOD TO-15 GC/MS FULL SCAN

File Name:	**p022324**	**Date of Collection: 2/17/11 3:26:00 PM**	
Dil. Factor:	**55.2**	**Date of Analysis: 2/23/11 08:53 PM**	

Compound	Rpt. Limit (ppbv)	Amount (ppbv)	Rpt. Limit (ug/m3)	Amount (ug/m3)
2-Hexanone	110	Not Detected	450	Not Detected
Dibromochloromethane	28	Not Detected	240	Not Detected
1,2-Dibromoethane (EDB)	28	Not Detected	210	Not Detected
Chlorobenzene	28	Not Detected	130	Not Detected
Ethyl Benzene	28	Not Detected	120	Not Detected
m,p-Xylene	28	Not Detected	120	Not Detected
o-Xylene	28	Not Detected	120	Not Detected
Styrene	28	Not Detected	120	Not Detected
Bromoform	28	Not Detected	280	Not Detected
Cumene	28	Not Detected	140	Not Detected
1,1,2,2-Tetrachloroethane	28	Not Detected	190	Not Detected
Propylbenzene	28	Not Detected	140	Not Detected
4-Ethyltoluene	28	Not Detected	140	Not Detected
1,3,5-Trimethylbenzene	28	Not Detected	140	Not Detected
1,2,4-Trimethylbenzene	28	Not Detected	140	Not Detected
1,3-Dichlorobenzene	28	Not Detected	160	Not Detected
1,4-Dichlorobenzene	28	Not Detected	160	Not Detected
alpha-Chlorotoluene	28	Not Detected	140	Not Detected
1,2-Dichlorobenzene	28	Not Detected	160	Not Detected
1,2,4-Trichlorobenzene	110	Not Detected	820	Not Detected
Hexachlorobutadiene	110	Not Detected	1200	Not Detected

J = Estimated value.

Container Type: 1 Liter Summa Canister

Surrogates	%Recovery	Method Limits
Toluene-d8	100	70-130
1,2-Dichloroethane-d4	110	70-130
4-Bromofluorobenzene	108	70-130

Air Toxics LTD.
Laboratory Services Since 1989

Client Sample ID: VMP-14-11.5-021711-Dup

Lab ID#: 1102377A-16A

MODIFIED EPA METHOD TO-15 GC/MS FULL SCAN

File Name:	**p022326**	**Date of Collection:**	**2/17/11 3:26:00 PM**
Dil. Factor:	**55.2**	**Date of Analysis:**	**2/23/11 09:43 PM**

Compound	Rpt. Limit (ppbv)	Amount (ppbv)	Rpt. Limit (ug/m3)	Amount (ug/m3)
Freon 12	28	Not Detected	140	Not Detected
Freon 114	28	Not Detected	190	Not Detected
Chloromethane	110	Not Detected	230	Not Detected
Vinyl Chloride	28	Not Detected	70	Not Detected
1,3-Butadiene	28	Not Detected	61	Not Detected
Bromomethane	28	Not Detected	110	Not Detected
Chloroethane	28	Not Detected	73	Not Detected
Freon 11	28	Not Detected	160	Not Detected
Ethanol	110	Not Detected	210	Not Detected
Freon 113	28	Not Detected	210	Not Detected
1,1-Dichloroethene	28	Not Detected	110	Not Detected
Acetone	110	Not Detected	260	Not Detected
2-Propanol	110	Not Detected	270	Not Detected
Carbon Disulfide	28	13 J	86	41 J
3-Chloropropene	110	Not Detected	340	Not Detected
Methylene Chloride	28	Not Detected	96	Not Detected
Methyl tert-butyl ether	28	Not Detected	100	Not Detected
trans-1,2-Dichloroethene	28	Not Detected	110	Not Detected
Hexane	28	Not Detected	97	Not Detected
1,1-Dichloroethane	28	Not Detected	110	Not Detected
2-Butanone (Methyl Ethyl Ketone)	28	Not Detected	81	Not Detected
cis-1,2-Dichloroethene	28	Not Detected	110	Not Detected
Tetrahydrofuran	28	Not Detected	81	Not Detected
Chloroform	28	Not Detected	130	Not Detected
1,1,1-Trichloroethane	28	Not Detected	150	Not Detected
Cyclohexane	28	870	95	3000
Carbon Tetrachloride	28	Not Detected	170	Not Detected
2,2,4-Trimethylpentane	28	4100	130	19000
Benzene	28	320	88	1000
1,2-Dichloroethane	28	Not Detected	110	Not Detected
Heptane	28	Not Detected	110	Not Detected
Trichloroethene	28	Not Detected	150	Not Detected
1,2-Dichloropropane	28	Not Detected	130	Not Detected
1,4-Dioxane	110	Not Detected	400	Not Detected
Bromodichloromethane	28	Not Detected	180	Not Detected
cis-1,3-Dichloropropene	28	Not Detected	120	Not Detected
4-Methyl-2-pentanone	28	Not Detected	110	Not Detected
Toluene	28	Not Detected	100	Not Detected
trans-1,3-Dichloropropene	28	Not Detected	120	Not Detected
1,1,2-Trichloroethane	28	Not Detected	150	Not Detected
Tetrachloroethene	28	Not Detected	190	Not Detected

Air Toxics LTD.
Laboratory Services Since 1989

Client Sample ID: VMP-14-11.5-021711-Dup

Lab ID#: 1102377A-16A

MODIFIED EPA METHOD TO-15 GC/MS FULL SCAN

File Name:	**p022326**	**Date of Collection: 2/17/11 3:26:00 PM**	
Dil. Factor:	**55.2**	**Date of Analysis: 2/23/11 09:43 PM**	

Compound	Rpt. Limit (ppbv)	Amount (ppbv)	Rpt. Limit (ug/m3)	Amount (ug/m3)
2-Hexanone	110	Not Detected	450	Not Detected
Dibromochloromethane	28	Not Detected	240	Not Detected
1,2-Dibromoethane (EDB)	28	Not Detected	210	Not Detected
Chlorobenzene	28	Not Detected	130	Not Detected
Ethyl Benzene	28	Not Detected	120	Not Detected
m,p-Xylene	28	Not Detected	120	Not Detected
o-Xylene	28	Not Detected	120	Not Detected
Styrene	28	Not Detected	120	Not Detected
Bromoform	28	Not Detected	280	Not Detected
Cumene	28	Not Detected	140	Not Detected
1,1,2,2-Tetrachloroethane	28	Not Detected	190	Not Detected
Propylbenzene	28	Not Detected	140	Not Detected
4-Ethyltoluene	28	Not Detected	140	Not Detected
1,3,5-Trimethylbenzene	28	Not Detected	140	Not Detected
1,2,4-Trimethylbenzene	28	Not Detected	140	Not Detected
1,3-Dichlorobenzene	28	Not Detected	160	Not Detected
1,4-Dichlorobenzene	28	Not Detected	160	Not Detected
alpha-Chlorotoluene	28	Not Detected	140	Not Detected
1,2-Dichlorobenzene	28	Not Detected	160	Not Detected
1,2,4-Trichlorobenzene	110	Not Detected	820	Not Detected
Hexachlorobutadiene	110	Not Detected	1200	Not Detected

J = Estimated value.

Container Type: 1 Liter Summa Canister

Surrogates	%Recovery	Method Limits
Toluene-d8	99	70-130
1,2-Dichloroethane-d4	112	70-130
4-Bromofluorobenzene	103	70-130

Air Toxics LTD.
Laboratory Services Since 1989

Client Sample ID: Lab Blank

Lab ID#: 1102377A-17A

MODIFIED EPA METHOD TO-15 GC/MS FULL SCAN

File Name:	**p022306a**	**Date of Collection: NA**	
Dil. Factor:	**1.00**	**Date of Analysis: 2/23/11 10:17 AM**	

Compound	Rpt. Limit (ppbv)	Amount (ppbv)	Rpt. Limit (ug/m3)	Amount (ug/m3)
Freon 12	0.50	Not Detected	2.5	Not Detected
Freon 114	0.50	Not Detected	3.5	Not Detected
Chloromethane	2.0	Not Detected	4.1	Not Detected
Vinyl Chloride	0.50	Not Detected	1.3	Not Detected
1,3-Butadiene	0.50	Not Detected	1.1	Not Detected
Bromomethane	0.50	Not Detected	1.9	Not Detected
Chloroethane	0.50	Not Detected	1.3	Not Detected
Freon 11	0.50	Not Detected	2.8	Not Detected
Ethanol	2.0	Not Detected	3.8	Not Detected
Freon 113	0.50	Not Detected	3.8	Not Detected
1,1-Dichloroethene	0.50	Not Detected	2.0	Not Detected
Acetone	2.0	0.47 J	4.8	1.1 J
2-Propanol	2.0	Not Detected	4.9	Not Detected
Carbon Disulfide	0.50	0.32 J	1.6	1.0 J
3-Chloropropene	2.0	Not Detected	6.3	Not Detected
Methylene Chloride	0.50	Not Detected	1.7	Not Detected
Methyl tert-butyl ether	0.50	Not Detected	1.8	Not Detected
trans-1,2-Dichloroethene	0.50	Not Detected	2.0	Not Detected
Hexane	0.50	Not Detected	1.8	Not Detected
1,1-Dichloroethane	0.50	Not Detected	2.0	Not Detected
2-Butanone (Methyl Ethyl Ketone)	0.50	Not Detected	1.5	Not Detected
cis-1,2-Dichloroethene	0.50	Not Detected	2.0	Not Detected
Tetrahydrofuran	0.50	Not Detected	1.5	Not Detected
Chloroform	0.50	Not Detected	2.4	Not Detected
1,1,1-Trichloroethane	0.50	Not Detected	2.7	Not Detected
Cyclohexane	0.50	Not Detected	1.7	Not Detected
Carbon Tetrachloride	0.50	Not Detected	3.1	Not Detected
2,2,4-Trimethylpentane	0.50	0.30 J	2.3	1.4 J
Benzene	0.50	Not Detected	1.6	Not Detected
1,2-Dichloroethane	0.50	Not Detected	2.0	Not Detected
Heptane	0.50	Not Detected	2.0	Not Detected
Trichloroethene	0.50	Not Detected	2.7	Not Detected
1,2-Dichloropropane	0.50	Not Detected	2.3	Not Detected
1,4-Dioxane	2.0	Not Detected	7.2	Not Detected
Bromodichloromethane	0.50	Not Detected	3.4	Not Detected
cis-1,3-Dichloropropene	0.50	Not Detected	2.3	Not Detected
4-Methyl-2-pentanone	0.50	Not Detected	2.0	Not Detected
Toluene	0.50	0.076 J	1.9	0.29 J
trans-1,3-Dichloropropene	0.50	Not Detected	2.3	Not Detected
1,1,2-Trichloroethane	0.50	Not Detected	2.7	Not Detected
Tetrachloroethene	0.50	Not Detected	3.4	Not Detected

Air Toxics LTD.
Laboratory Services Since 1989

Client Sample ID: Lab Blank

Lab ID#: 1102377A-17A

MODIFIED EPA METHOD TO-15 GC/MS FULL SCAN

File Name:	**p022306a**	**Date of Collection: NA**	
Dil. Factor:	**1.00**	**Date of Analysis: 2/23/11 10:17 AM**	

Compound	Rpt. Limit (ppbv)	Amount (ppbv)	Rpt. Limit (ug/m3)	Amount (ug/m3)
2-Hexanone	2.0	Not Detected	8.2	Not Detected
Dibromochloromethane	0.50	Not Detected	4.2	Not Detected
1,2-Dibromoethane (EDB)	0.50	Not Detected	3.8	Not Detected
Chlorobenzene	0.50	Not Detected	2.3	Not Detected
Ethyl Benzene	0.50	Not Detected	2.2	Not Detected
m,p-Xylene	0.50	0.12 J	2.2	0.50 J
o-Xylene	0.50	0.12 J	2.2	0.53 J
Styrene	0.50	Not Detected	2.1	Not Detected
Bromoform	0.50	Not Detected	5.2	Not Detected
Cumene	0.50	0.28 J	2.4	1.4 J
1,1,2,2-Tetrachloroethane	0.50	Not Detected	3.4	Not Detected
Propylbenzene	0.50	0.14 J	2.4	0.70 J
4-Ethyltoluene	0.50	Not Detected	2.4	Not Detected
1,3,5-Trimethylbenzene	0.50	0.28 J	2.4	1.4 J
1,2,4-Trimethylbenzene	0.50	0.19 J	2.4	0.95 J
1,3-Dichlorobenzene	0.50	0.14 J	3.0	0.88 J
1,4-Dichlorobenzene	0.50	0.16 J	3.0	0.99 J
alpha-Chlorotoluene	0.50	Not Detected	2.6	Not Detected
1,2-Dichlorobenzene	0.50	0.16 J	3.0	0.96 J
1,2,4-Trichlorobenzene	2.0	0.51 J	15	3.8 J
Hexachlorobutadiene	2.0	0.39 J	21	4.1 J

J = Estimated value.

Container Type: NA - Not Applicable

Surrogates	%Recovery	Method Limits
Toluene-d8	102	70-130
1,2-Dichloroethane-d4	102	70-130
4-Bromofluorobenzene	111	70-130

Air Toxics LTD.
Laboratory Services Since 1989

Client Sample ID: Lab Blank

Lab ID#: 1102377A-17B

MODIFIED EPA METHOD TO-15 GC/MS

File Name:	**b022507a**	**Date of Collection: NA**	
Dil. Factor:	**1.00**	**Date of Analysis: 2/24/11 10:29 PM**	

Compound	Rpt. Limit (ppbv)	Amount (ppbv)	Rpt. Limit (ug/m3)	Amount (ug/m3)
Freon 12	5.0	Not Detected	25	Not Detected
Freon 114	5.0	Not Detected	35	Not Detected
Chloromethane	20	Not Detected	41	Not Detected
Vinyl Chloride	5.0	Not Detected	13	Not Detected
1,3-Butadiene	5.0	Not Detected	11	Not Detected
Bromomethane	5.0	Not Detected	19	Not Detected
Chloroethane	5.0	Not Detected	13	Not Detected
Freon 11	5.0	Not Detected	28	Not Detected
Ethanol	20	Not Detected	38	Not Detected
Freon 113	5.0	Not Detected	38	Not Detected
1,1-Dichloroethene	5.0	Not Detected	20	Not Detected
Acetone	20	Not Detected	48	Not Detected
2-Propanol	20	Not Detected	49	Not Detected
Carbon Disulfide	5.0	Not Detected	16	Not Detected
3-Chloropropene	20	Not Detected	63	Not Detected
Methylene Chloride	5.0	Not Detected	17	Not Detected
Methyl tert-butyl ether	5.0	Not Detected	18	Not Detected
trans-1,2-Dichloroethene	5.0	Not Detected	20	Not Detected
Hexane	5.0	Not Detected	18	Not Detected
1,1-Dichloroethane	5.0	Not Detected	20	Not Detected
2-Butanone (Methyl Ethyl Ketone)	5.0	Not Detected	15	Not Detected
cis-1,2-Dichloroethene	5.0	Not Detected	20	Not Detected
Tetrahydrofuran	5.0	Not Detected	15	Not Detected
Chloroform	5.0	Not Detected	24	Not Detected
1,1,1-Trichloroethane	5.0	Not Detected	27	Not Detected
Cyclohexane	5.0	Not Detected	17	Not Detected
Carbon Tetrachloride	5.0	Not Detected	31	Not Detected
2,2,4-Trimethylpentane	5.0	Not Detected	23	Not Detected
Benzene	5.0	Not Detected	16	Not Detected
1,2-Dichloroethane	5.0	Not Detected	20	Not Detected
Heptane	5.0	Not Detected	20	Not Detected
Trichloroethene	5.0	Not Detected	27	Not Detected
1,2-Dichloropropane	5.0	Not Detected	23	Not Detected
1,4-Dioxane	20	Not Detected	72	Not Detected
Bromodichloromethane	5.0	Not Detected	34	Not Detected
cis-1,3-Dichloropropene	5.0	Not Detected	23	Not Detected
4-Methyl-2-pentanone	5.0	Not Detected	20	Not Detected
Toluene	5.0	Not Detected	19	Not Detected
trans-1,3-Dichloropropene	5.0	Not Detected	23	Not Detected
1,1,2-Trichloroethane	5.0	Not Detected	27	Not Detected
Tetrachloroethene	5.0	Not Detected	34	Not Detected

Air Toxics LTD.
Laboratory Services Since 1989

Client Sample ID: Lab Blank

Lab ID#: 1102377A-17B

MODIFIED EPA METHOD TO-15 GC/MS

File Name:	**b022507a**	**Date of Collection: NA**	
Dil. Factor:	**1.00**	**Date of Analysis: 2/24/11 10:29 PM**	

Compound	Rpt. Limit (ppbv)	Amount (ppbv)	Rpt. Limit (ug/m3)	Amount (ug/m3)
2-Hexanone	20	Not Detected	82	Not Detected
Dibromochloromethane	5.0	Not Detected	42	Not Detected
1,2-Dibromoethane (EDB)	5.0	Not Detected	38	Not Detected
Chlorobenzene	5.0	Not Detected	23	Not Detected
Ethyl Benzene	5.0	Not Detected	22	Not Detected
m,p-Xylene	5.0	Not Detected	22	Not Detected
o-Xylene	5.0	Not Detected	22	Not Detected
Styrene	5.0	Not Detected	21	Not Detected
Bromoform	5.0	Not Detected	52	Not Detected
Cumene	5.0	Not Detected	24	Not Detected
1,1,2,2-Tetrachloroethane	5.0	Not Detected	34	Not Detected
Propylbenzene	5.0	Not Detected	24	Not Detected
4-Ethyltoluene	5.0	Not Detected	24	Not Detected
1,3,5-Trimethylbenzene	5.0	Not Detected	24	Not Detected
1,2,4-Trimethylbenzene	5.0	Not Detected	24	Not Detected
1,3-Dichlorobenzene	5.0	Not Detected	30	Not Detected
1,4-Dichlorobenzene	5.0	Not Detected	30	Not Detected
alpha-Chlorotoluene	5.0	Not Detected	26	Not Detected
1,2-Dichlorobenzene	5.0	Not Detected	30	Not Detected
1,2,4-Trichlorobenzene	20	Not Detected	150	Not Detected
Hexachlorobutadiene	20	Not Detected	210	Not Detected

Container Type: NA - Not Applicable

Surrogates	%Recovery	Method Limits
1,2-Dichloroethane-d4	102	70-130
Toluene-d8	100	70-130
4-Bromofluorobenzene	103	70-130

Air Toxics LTD.
Laboratory Services Since 1989

Client Sample ID: CCV

Lab ID#: 1102377A-18A

MODIFIED EPA METHOD TO-15 GC/MS FULL SCAN

File Name:	**p022302**	**Date of Collection: NA**	
Dil. Factor:	**1.00**	**Date of Analysis: 2/23/11 06:50 AM**	

Compound	%Recovery
Freon 12	111
Freon 114	109
Chloromethane	104
Vinyl Chloride	108
1,3-Butadiene	100
Bromomethane	111
Chloroethane	96
Freon 11	112
Ethanol	131 Q
Freon 113	108
1,1-Dichloroethene	105
Acetone	104
2-Propanol	97
Carbon Disulfide	89
3-Chloropropene	98
Methylene Chloride	104
Methyl tert-butyl ether	105
trans-1,2-Dichloroethene	104
Hexane	94
1,1-Dichloroethane	104
2-Butanone (Methyl Ethyl Ketone)	103
cis-1,2-Dichloroethene	100
Tetrahydrofuran	92
Chloroform	106
1,1,1-Trichloroethane	108
Cyclohexane	98
Carbon Tetrachloride	112
2,2,4-Trimethylpentane	98
Benzene	102
1,2-Dichloroethane	117
Heptane	103
Trichloroethene	106
1,2-Dichloropropane	104
1,4-Dioxane	104
Bromodichloromethane	112
cis-1,3-Dichloropropene	106
4-Methyl-2-pentanone	99
Toluene	104
trans-1,3-Dichloropropene	106
1,1,2-Trichloroethane	105
Tetrachloroethene	112

Air Toxics LTD.
Laboratory Services Since 1989

Client Sample ID: CCV

Lab ID#: 1102377A-18A

MODIFIED EPA METHOD TO-15 GC/MS FULL SCAN

File Name:	**p022302**	**Date of Collection: NA**	
Dil. Factor:	**1.00**	**Date of Analysis: 2/23/11 06:50 AM**	

Compound	%Recovery
2-Hexanone	103
Dibromochloromethane	113
1,2-Dibromoethane (EDB)	107
Chlorobenzene	106
Ethyl Benzene	105
m,p-Xylene	102
o-Xylene	104
Styrene	97
Bromoform	112
Cumene	103
1,1,2,2-Tetrachloroethane	103
Propylbenzene	103
4-Ethyltoluene	103
1,3,5-Trimethylbenzene	101
1,2,4-Trimethylbenzene	101
1,3-Dichlorobenzene	106
1,4-Dichlorobenzene	105
alpha-Chlorotoluene	97
1,2-Dichlorobenzene	104
1,2,4-Trichlorobenzene	104
Hexachlorobutadiene	110

Q = Exceeds Quality Control limits.

Container Type: NA - Not Applicable

Surrogates	%Recovery	Method Limits
Toluene-d8	102	70-130
1,2-Dichloroethane-d4	105	70-130
4-Bromofluorobenzene	105	70-130

Air Toxics LTD.
Laboratory Services Since 1989

Client Sample ID: CCV

Lab ID#: 1102377A-18B

MODIFIED EPA METHOD TO-15 GC/MS

File Name:	**b022502**	**Date of Collection: NA**	
Dil. Factor:	**1.00**	**Date of Analysis: 2/24/11 08:06 PM**	

Compound	%Recovery
Freon 12	108
Freon 114	104
Chloromethane	101
Vinyl Chloride	98
1,3-Butadiene	100
Bromomethane	98
Chloroethane	95
Freon 11	102
Ethanol	96
Freon 113	101
1,1-Dichloroethene	98
Acetone	96
2-Propanol	91
Carbon Disulfide	94
3-Chloropropene	89
Methylene Chloride	97
Methyl tert-butyl ether	86
trans-1,2-Dichloroethene	95
Hexane	96
1,1-Dichloroethane	97
2-Butanone (Methyl Ethyl Ketone)	97
cis-1,2-Dichloroethene	97
Tetrahydrofuran	98
Chloroform	99
1,1,1-Trichloroethane	99
Cyclohexane	95
Carbon Tetrachloride	104
2,2,4-Trimethylpentane	99
Benzene	98
1,2-Dichloroethane	103
Heptane	99
Trichloroethene	100
1,2-Dichloropropane	99
1,4-Dioxane	97
Bromodichloromethane	102
cis-1,3-Dichloropropene	95
4-Methyl-2-pentanone	98
Toluene	98
trans-1,3-Dichloropropene	98
1,1,2-Trichloroethane	103
Tetrachloroethene	105

Air Toxics LTD.
Laboratory Services Since 1989

Client Sample ID: CCV

Lab ID#: 1102377A-18B

MODIFIED EPA METHOD TO-15 GC/MS

File Name:	**b022502**	**Date of Collection: NA**	
Dil. Factor:	**1.00**	**Date of Analysis: 2/24/11 08:06 PM**	

Compound	%Recovery
2-Hexanone	98
Dibromochloromethane	106
1,2-Dibromoethane (EDB)	103
Chlorobenzene	104
Ethyl Benzene	103
m,p-Xylene	102
o-Xylene	102
Styrene	107
Bromoform	110
Cumene	107
1,1,2,2-Tetrachloroethane	104
Propylbenzene	112
4-Ethyltoluene	114
1,3,5-Trimethylbenzene	107
1,2,4-Trimethylbenzene	111
1,3-Dichlorobenzene	107
1,4-Dichlorobenzene	110
alpha-Chlorotoluene	107
1,2-Dichlorobenzene	109
1,2,4-Trichlorobenzene	91
Hexachlorobutadiene	95

Container Type: NA - Not Applicable

Surrogates	%Recovery	Method Limits
1,2-Dichloroethane-d4	101	70-130
Toluene-d8	101	70-130
4-Bromofluorobenzene	105	70-130

Air Toxics LTD.
Laboratory Services Since 1989

Client Sample ID: LCS

Lab ID#: 1102377A-19A

MODIFIED EPA METHOD TO-15 GC/MS FULL SCAN

File Name:	**p022303**	**Date of Collection: NA**	
Dil. Factor:	**1.00**	**Date of Analysis: 2/23/11 07:23 AM**	

Compound	%Recovery
Freon 12	109
Freon 114	106
Chloromethane	117
Vinyl Chloride	105
1,3-Butadiene	96
Bromomethane	107
Chloroethane	93
Freon 11	109
Ethanol	90
Freon 113	106
1,1-Dichloroethene	109
Acetone	106
2-Propanol	94
Carbon Disulfide	107
3-Chloropropene	110
Methylene Chloride	99
Methyl tert-butyl ether	102
trans-1,2-Dichloroethene	116
Hexane	93
1,1-Dichloroethane	101
2-Butanone (Methyl Ethyl Ketone)	101
cis-1,2-Dichloroethene	100
Tetrahydrofuran	84
Chloroform	103
1,1,1-Trichloroethane	104
Cyclohexane	95
Carbon Tetrachloride	108
2,2,4-Trimethylpentane	91
Benzene	99
1,2-Dichloroethane	113
Heptane	99
Trichloroethene	102
1,2-Dichloropropane	100
1,4-Dioxane	92
Bromodichloromethane	108
cis-1,3-Dichloropropene	103
4-Methyl-2-pentanone	89
Toluene	99
trans-1,3-Dichloropropene	101
1,1,2-Trichloroethane	100
Tetrachloroethene	106

Air Toxics LTD.
Laboratory Services Since 1989

Client Sample ID: LCS

Lab ID#: 1102377A-19A

MODIFIED EPA METHOD TO-15 GC/MS FULL SCAN

File Name:	**p022303**	**Date of Collection: NA**	
Dil. Factor:	**1.00**	**Date of Analysis: 2/23/11 07:23 AM**	

Compound	%Recovery
2-Hexanone	87
Dibromochloromethane	108
1,2-Dibromoethane (EDB)	103
Chlorobenzene	102
Ethyl Benzene	100
m,p-Xylene	100
o-Xylene	101
Styrene	92
Bromoform	108
Cumene	100
1,1,2,2-Tetrachloroethane	102
Propylbenzene	100
4-Ethyltoluene	97
1,3,5-Trimethylbenzene	97
1,2,4-Trimethylbenzene	97
1,3-Dichlorobenzene	104
1,4-Dichlorobenzene	103
alpha-Chlorotoluene	89
1,2-Dichlorobenzene	104
1,2,4-Trichlorobenzene	112
Hexachlorobutadiene	113

Container Type: NA - Not Applicable

Surrogates	%Recovery	Method Limits
Toluene-d8	101	70-130
1,2-Dichloroethane-d4	104	70-130
4-Bromofluorobenzene	106	70-130

Air Toxics LTD.
Laboratory Services Since 1989

Client Sample ID: LCSD

Lab ID#: 1102377A-19AA

MODIFIED EPA METHOD TO-15 GC/MS FULL SCAN

File Name:	**p022304**	**Date of Collection: NA**	
Dil. Factor:	**1.00**	**Date of Analysis: 2/23/11 07:40 AM**	

Compound	%Recovery
Freon 12	107
Freon 114	104
Chloromethane	110
Vinyl Chloride	103
1,3-Butadiene	95
Bromomethane	107
Chloroethane	91
Freon 11	108
Ethanol	89
Freon 113	104
1,1-Dichloroethene	106
Acetone	103
2-Propanol	92
Carbon Disulfide	107
3-Chloropropene	104
Methylene Chloride	98
Methyl tert-butyl ether	101
trans-1,2-Dichloroethene	112
Hexane	91
1,1-Dichloroethane	100
2-Butanone (Methyl Ethyl Ketone)	99
cis-1,2-Dichloroethene	96
Tetrahydrofuran	84
Chloroform	103
1,1,1-Trichloroethane	103
Cyclohexane	95
Carbon Tetrachloride	107
2,2,4-Trimethylpentane	94
Benzene	98
1,2-Dichloroethane	108
Heptane	98
Trichloroethene	101
1,2-Dichloropropane	99
1,4-Dioxane	92
Bromodichloromethane	106
cis-1,3-Dichloropropene	98
4-Methyl-2-pentanone	90
Toluene	96
trans-1,3-Dichloropropene	97
1,1,2-Trichloroethane	96
Tetrachloroethene	104

Air Toxics LTD.
Laboratory Services Since 1989

Client Sample ID: LCSD

Lab ID#: 1102377A-19AA

MODIFIED EPA METHOD TO-15 GC/MS FULL SCAN

File Name:	**p022304**	**Date of Collection: NA**	
Dil. Factor:	**1.00**	**Date of Analysis: 2/23/11 07:40 AM**	

Compound	%Recovery
2-Hexanone	86
Dibromochloromethane	104
1,2-Dibromoethane (EDB)	99
Chlorobenzene	98
Ethyl Benzene	97
m,p-Xylene	96
o-Xylene	98
Styrene	88
Bromoform	101
Cumene	97
1,1,2,2-Tetrachloroethane	99
Propylbenzene	97
4-Ethyltoluene	94
1,3,5-Trimethylbenzene	95
1,2,4-Trimethylbenzene	94
1,3-Dichlorobenzene	101
1,4-Dichlorobenzene	100
alpha-Chlorotoluene	84
1,2-Dichlorobenzene	100
1,2,4-Trichlorobenzene	109
Hexachlorobutadiene	111

Container Type: NA - Not Applicable

Surrogates	%Recovery	Method Limits
Toluene-d8	102	70-130
1,2-Dichloroethane-d4	107	70-130
4-Bromofluorobenzene	108	70-130

Air Toxics LTD.
Laboratory Services Since 1989

Client Sample ID: LCS

Lab ID#: 1102377A-19B

MODIFIED EPA METHOD TO-15 GC/MS

File Name:	**b022503**	**Date of Collection: NA**	
Dil. Factor:	**1.00**	**Date of Analysis: 2/24/11 08:36 PM**	

Compound	%Recovery
Freon 12	106
Freon 114	103
Chloromethane	105
Vinyl Chloride	100
1,3-Butadiene	97
Bromomethane	95
Chloroethane	94
Freon 11	100
Ethanol	95
Freon 113	100
1,1-Dichloroethene	104
Acetone	96
2-Propanol	90
Carbon Disulfide	113
3-Chloropropene	99
Methylene Chloride	96
Methyl tert-butyl ether	86
trans-1,2-Dichloroethene	105
Hexane	94
1,1-Dichloroethane	97
2-Butanone (Methyl Ethyl Ketone)	95
cis-1,2-Dichloroethene	96
Tetrahydrofuran	92
Chloroform	100
1,1,1-Trichloroethane	100
Cyclohexane	95
Carbon Tetrachloride	102
2,2,4-Trimethylpentane	96
Benzene	97
1,2-Dichloroethane	100
Heptane	97
Trichloroethene	99
1,2-Dichloropropane	97
1,4-Dioxane	95
Bromodichloromethane	101
cis-1,3-Dichloropropene	94
4-Methyl-2-pentanone	96
Toluene	95
trans-1,3-Dichloropropene	95
1,1,2-Trichloroethane	101
Tetrachloroethene	102

Air Toxics LTD.
Laboratory Services Since 1989

Client Sample ID: LCS

Lab ID#: 1102377A-19B

MODIFIED EPA METHOD TO-15 GC/MS

File Name:	**b022503**	**Date of Collection: NA**	
Dil. Factor:	**1.00**	**Date of Analysis: 2/24/11 08:36 PM**	

Compound	%Recovery
2-Hexanone	91
Dibromochloromethane	101
1,2-Dibromoethane (EDB)	102
Chlorobenzene	101
Ethyl Benzene	100
m,p-Xylene	99
o-Xylene	100
Styrene	102
Bromoform	104
Cumene	103
1,1,2,2-Tetrachloroethane	104
Propylbenzene	107
4-Ethyltoluene	101
1,3,5-Trimethylbenzene	101
1,2,4-Trimethylbenzene	98
1,3-Dichlorobenzene	101
1,4-Dichlorobenzene	103
alpha-Chlorotoluene	100
1,2-Dichlorobenzene	103
1,2,4-Trichlorobenzene	79
Hexachlorobutadiene	83

Container Type: NA - Not Applicable

Surrogates	%Recovery	Method Limits
1,2-Dichloroethane-d4	101	70-130
Toluene-d8	102	70-130
4-Bromofluorobenzene	104	70-130

Air Toxics LTD.
Laboratory Services Since 1989

Client Sample ID: LCSD

Lab ID#: 1102377A-19BB

MODIFIED EPA METHOD TO-15 GC/MS

File Name:	**b022504**	**Date of Collection: NA**	
Dil. Factor:	**1.00**	**Date of Analysis: 2/24/11 08:58 PM**	

Compound	%Recovery
Freon 12	104
Freon 114	104
Chloromethane	103
Vinyl Chloride	99
1,3-Butadiene	99
Bromomethane	96
Chloroethane	94
Freon 11	100
Ethanol	95
Freon 113	101
1,1-Dichloroethene	104
Acetone	96
2-Propanol	91
Carbon Disulfide	115
3-Chloropropene	99
Methylene Chloride	96
Methyl tert-butyl ether	87
trans-1,2-Dichloroethene	108
Hexane	94
1,1-Dichloroethane	97
2-Butanone (Methyl Ethyl Ketone)	100
cis-1,2-Dichloroethene	98
Tetrahydrofuran	94
Chloroform	101
1,1,1-Trichloroethane	102
Cyclohexane	96
Carbon Tetrachloride	104
2,2,4-Trimethylpentane	98
Benzene	98
1,2-Dichloroethane	101
Heptane	96
Trichloroethene	98
1,2-Dichloropropane	97
1,4-Dioxane	94
Bromodichloromethane	101
cis-1,3-Dichloropropene	94
4-Methyl-2-pentanone	96
Toluene	95
trans-1,3-Dichloropropene	97
1,1,2-Trichloroethane	101
Tetrachloroethene	102

Air Toxics LTD.
Laboratory Services Since 1989

Client Sample ID: LCSD

Lab ID#: 1102377A-19BB

MODIFIED EPA METHOD TO-15 GC/MS

File Name:	**b022504**	**Date of Collection: NA**	
Dil. Factor:	**1.00**	**Date of Analysis: 2/24/11 08:58 PM**	

Compound	%Recovery
2-Hexanone	92
Dibromochloromethane	101
1,2-Dibromoethane (EDB)	101
Chlorobenzene	101
Ethyl Benzene	99
m,p-Xylene	100
o-Xylene	100
Styrene	102
Bromoform	104
Cumene	104
1,1,2,2-Tetrachloroethane	103
Propylbenzene	108
4-Ethyltoluene	103
1,3,5-Trimethylbenzene	101
1,2,4-Trimethylbenzene	104
1,3-Dichlorobenzene	103
1,4-Dichlorobenzene	105
alpha-Chlorotoluene	102
1,2-Dichlorobenzene	106
1,2,4-Trichlorobenzene	91
Hexachlorobutadiene	91

Container Type: NA - Not Applicable

Surrogates	%Recovery	Method Limits
1,2-Dichloroethane-d4	102	70-130
Toluene-d8	102	70-130
4-Bromofluorobenzene	105	70-130

1102377

Shell Oil Products Chain Of Custody Record

URS

Air Toxics LTD.
Project Name: Roxana Dissolved Phase
Project # 21562593.00007

Lab Vendor #

Please Check Appropriate Box:
☑ ENV. SERVICES ☐ MOTIVA RETAIL ☐ SHELL RETAIL
☐ MOTIVA SD&CM ☐ CONSULTANT ☐ LUBES
☐ SHELL PIPELINE ☐ OTHER _____

Print Bill To Contact Name: Thomas Adams

PO #

INCIDENT # (ENV SERVICES) 9 7 2 1 6 6 4 0

SAP # 3 4 0 0 6 1

☐ CHECK IF NO INCIDENT # APPLIES

DATE: 02/17/11

PAGE: 1 of 2

SAMPLING COMPANY: URS CORPORATION

LOG CODE:

ADDRESS: 1001 HIGHLANDS PLAZA DRIVE WEST - SUITE 300; ST. LOUIS, MO 63110

Laboratory Address: Air Toxics, LTD 180 Blue Ravine Road, Suite B, Folsom, CA 95630-4719

TELEPHONE: 314-429-0100 FAX: 314-429-0462 Bill To Contact E-MAIL: Thomas_Adams@URSCorp.com

SITE ADDRESS: Street and City: 900 SOUTH CENTRAL AVE - ROXANA State: IL GLOBAL ID NO.:

EDF DELIVERABLE TO (Name, Company, Office Location): Elizabeth Kunkel, URS, St. Louis PHONE NO.: 314-743-4179 E-MAIL: Elizabeth_Kunkel@URSCorp.com CONSULTANT PROJECT NAME#: Roxana Dissolved Phase

SAMPLER NAME(S) (Print):

TURNAROUND TIME (CALENDAR DAYS): ☑ STANDARD (14 DAY) ☐ 5 DAYS ☐ 3 DAYS ☐ 2 DAYS ☐ 24 HOURS ☐ RESULTS NEEDED ON WEKEND

☐ LA - RWQCB REPORT FORMAT ☑ UST AGENCY:

DELIVERABLES: ☐ LEVEL 1 ☐ LEVEL 2 ☐ LEVEL 3 ☑ LEVEL 4 ☐ OTHER (SPECIFY) _____

☑ SHELL CONTRACT RATE APPLIES
☐ STATE REIMBURSEMENT RATE APPLIES
☐ EDD NOT NEEDED
☑ RECEIPT VERIFICATION REQUESTED

REQUESTED ANALYSIS

Turn Around Time: ☑ Normal ☐ Rush Specify

Lab Use Only
Pressurized by:
Date:
Pressurization Gas: N_2 He

LAB USE ONLY	Field Sample Identification	SAMPLING DATE	SAMPLING TIME	Canister Number	Canister Pressure/Vacuum Initial	Final	Receipt	Final (psi)	Modified TO-15	ASTM D-1946 + Helium	ASTM D-1946
01A	VMP-5-5-021611	2/16/11	1024 / 1100	2208	-28	-7.5			X	X	
02A	VMP-5-12.5-021611	2/16/11	1158 / 1228	5706	-29.5	-7.5			X	X	
03A	VMP-5-31-021611	2/16/11	1404 / 1434	600	-29.5	-8.5			X	X	
04A	VMP-15-5-021611	2/16/11	1423 / 1451	2378	-30	-9			X	X	
05A	VMP-15-21.5-021611	2/16/11	1522 / 1548	3033	-29.5	-8			X	X	
06A	VMP-15-25.5-021611	2/16/11	1622 / 1652	1737	-28	-7.5			X	X	
07A	VMP-16-13.5-021611	2/16/11	1115 / 1145	5800	-30	-8			X	X	
08A	VMP-16-13.5-021611-Dup	2/16/11	1115 / 1145	3984	-30	-7.5			X	X	
09A	VMP-16-19-021611	2/16/11	1222 / 1246	3777	-29	-7			X	X	
10A	VMP-24-5-021611	2/16/11	1544 / 1614	582	-29	-9			X	X	

ADDITIONAL NOTES:

- 14 day hold time
- Report results between MDL and RL
- Level IV ECVP

Relinquished by: (Signature)	Received by: (Signature)	Date:	Time:
[signature]	FEDEX	2/17/11	1800
	Kara McKiernan ATL	2/18/11	09:30

05/2/06 Revision

FEDEX

CUSTODY SEAL INTACT Y N ONE TEMP NA

1102377

Shell Oil Products Chain Of Custody Record

URS

Air Toxics LTD.
Project Name: Roxana Dissolved Phase
Project # 21562593.00007
Lab Vendor #

Please Check Appropriate Box:
☑ ENV. SERVICES ☐ MOTIVA RETAIL ☐ SHELL RETAIL
☐ MOTIVA SD&CM ☐ CONSULTANT ☐ LUBES
☐ SHELL PIPELINE ☐ OTHER

Print Bill To Contact Name: Thomas Adams
PO #
INCIDENT # (ENV SERVICES): 9 7 2 1 6 6 4 0 ☐ CHECK IF NO INCIDENT # APPLIES
SAP #: 3 4 0 0 6 1
DATE: 02/17/11
PAGE: 2 of 2

SAMPLING COMPANY: URS CORPORATION
COC CODE:
SITE ADDRESS: Street and City: 900 SOUTH CENTRAL AVE – ROXANA
State: IL
GLOBAL ID NO.:
ADDRESS: 1001 HIGHLANDS PLAZA DRIVE WEST - SUITE 300; ST. LOUIS, MO 63110
EDF DELIVERABLE TO (Name, Company, Office Location): Elizabeth Kunkel, URS, St. Louis
PHONE NO.: 314-743-4179
E-MAIL: Elizabeth_Kunkel@URSCorp.com
CONSULTANT PROJECT NAME/#: Roxana Dissolved Phase
Laboratory Address: Air Toxics, LTD 180 Blue Ravine Road, Suite B, Folsom, CA 95630-4719
SAMPLER NAME(S) (Print):
TELEPHONE: 314-429-0100
FAX: 314-429-0462
Bill To Contact E-MAIL: Thomas_Adams@URSCorp.com

TURNAROUND TIME (CALENDAR DAYS):
☑ STANDARD (14 DAY) ☐ 5 DAYS ☐ 3 DAYS ☐ 2 DAYS ☐ 24 HOURS ☐ RESULTS NEEDED ON WEEKEND

☐ LA - RWQCB REPORT FORMAT ☑ UST AGENCY:

DELIVERABLES: ☐ LEVEL 1 ☐ LEVEL 2 ☐ LEVEL 3 ☑ LEVEL 4 ☐ OTHER (SPECIFY)

☑ SHELL CONTRACT RATE APPLIES
☐ STATE REIMBURSEMENT RATE APPLIES
☐ EDD NOT NEEDED
☑ RECEIPT VERIFICATION REQUESTED

REQUESTED ANALYSIS

LAB USE ONLY	Field Sample Identification	SAMPLING DATE	SAMPLING TIME	Canister Number	Canister Pressure/Vacuum Initial	Final	Receipt	Final (psi)	Modified TO-15	ASTM D-1946 + Helium	ASTM D-1946
1LA	VMP-24-10-021711	2/17/11	0850 / 0920	2521	-30	-8.5			X	X	
2LA	VMP-24-22-021711	2/17/11	0955 / 1020	36431 *	-30	-8			X	X	
3LA	VMP-24-34-021711	2/17/11	1058 / 1128	2686	-30	-7.5			X	X	
4LA	VMP-14-5-021711	2/17/11	1348 / 1420	3293	-29	-7.5			X	X	
5LA	VMP-14-11.5-021711	2/17/11	1458 / 1526	2626	-29.5	-7.5			X	X	
6LA	VMP-14-11.5-021711-Dup	2/17/11	1458 / 1526	3118	-30	-8			X	X	
									X	X	
									X	X	
									X	X	
									X	X	

Turn Around Time: ☑ Normal ☐ Rush
Specify

Lab Use Only
Pressurized by:
Date:
Pressurization Gas: N_2 He

ADDITIONAL NOTES:
- 14 day hold time
- Report results between MDL and RL
- Level IV ECVP
-Barcode number unreadable for VMP-24-22-021711

	Relinquished by: (Signature)	Received by: (Signature)	Date:	Time:
		FEDEX	2/17/11	1500
	Relinquished by: (Signature)	Received by: (Signature)	Date:	Time:
	Relinquished by: (Signature)	Received by: (Signature)	Date:	Time:

05/2/06 Revision

Air Toxics LTD.
Laboratory Services Since 1989

2/24/2011
Mr. Jeff Adams
URS Corporation
1001 Highlands Plaza Dr. West
Suite 300
St. Louis MO 63110

Project Name: Roxana Dissolved Phase
Project #: 21562593.00007
Workorder #: 1102377B

Dear Mr. Jeff Adams

The following report includes the data for the above referenced project for sample(s) received on 2/18/2011 at Air Toxics Ltd.

The data and associated QC analyzed by Modified ASTM D-1946 are compliant with the project requirements or laboratory criteria with the exception of the deviations noted in the attached case narrative.

Thank you for choosing Air Toxics Ltd. for your air analysis needs. Air Toxics Ltd. is committed to providing accurate data of the highest quality. Please feel free to contact the Project Manager: Jacquelyn Luta at 916-985-1000 if you have any questions regarding the data in this report.

Regards,

Jacquelyn Luta
Project Manager

Reviewed
on
3/8/2011

WORK ORDER #: 1102377B

Work Order Summary

CLIENT:	Mr. Jeff Adams URS Corporation 1001 Highlands Plaza Dr. West Suite 300 St. Louis, MO 63110	**BILL TO:**	Accounts Payable Austin URS Corporation P.O. BOX 203970 Austin, TX 78720-1088
PHONE:	314-429-0100	**P.O. #**	21562593.00007
FAX:		**PROJECT #**	21562593.00007 Roxana Dissolved Phase
DATE RECEIVED:	02/18/2011	**CONTACT:**	Jacquelyn Luta
DATE COMPLETED:	02/24/2011		

FRACTION #	NAME	TEST	RECEIPT VAC./PRES.	FINAL PRESSURE
01A	VMP-5-5-021611	Modified ASTM D-1946	5.5 "Hg	15 psi
02A	VMP-5-12.5-021611	Modified ASTM D-1946	4.5 "Hg	15 psi
03A	VMP-5-31-021611	Modified ASTM D-1946	8.0 "Hg	15 psi
04A	VMP-15-5-021611	Modified ASTM D-1946	8.5 "Hg	15 psi
05A	VMP-15-21.5-021611	Modified ASTM D-1946	7.5 "Hg	15 psi
06A	VMP-15-25.5-021611	Modified ASTM D-1946	6.5 "Hg	15 psi
07A	VMP-16-13.5-021611	Modified ASTM D-1946	7.5 "Hg	15 psi
08A	VMP-16-13.5-021611-Dup	Modified ASTM D-1946	7.0 "Hg	15 psi
09A	VMP-16-19-021611	Modified ASTM D-1946	6.5 "Hg	15 psi
10A	VMP-24-5-021611	Modified ASTM D-1946	8.5 "Hg	15 psi
11A	VMP-24-10-021711	Modified ASTM D-1946	7.5 "Hg	15 psi
12A	VMP-24-22-021711	Modified ASTM D-1946	7.5 "Hg	15 psi
13A	VMP-24-34-021711	Modified ASTM D-1946	7.5 "Hg	15 psi
14A	VMP-14-5-021711	Modified ASTM D-1946	7.0 "Hg	15 psi
15A	VMP-14-11.5-021711	Modified ASTM D-1946	8.0 "Hg	15 psi
16A	VMP-14-11.5-021711-Dup	Modified ASTM D-1946	8.0 "Hg	15 psi
17A	Lab Blank	Modified ASTM D-1946	NA	NA

Continued on next page

Air Toxics LTD.
Laboratory Services Since 1989

WORK ORDER #: 1102377B

Work Order Summary

CLIENT:	Mr. Jeff Adams URS Corporation 1001 Highlands Plaza Dr. West Suite 300 St. Louis, MO 63110	**BILL TO:**	Accounts Payable Austin URS Corporation P.O. BOX 203970 Austin, TX 78720-1088
PHONE:	314-429-0100	**P.O. #**	21562593.00007
FAX:		**PROJECT #**	21562593.00007 Roxana Dissolved Phase
DATE RECEIVED:	02/18/2011	**CONTACT:**	Jacquelyn Luta
DATE COMPLETED:	02/24/2011		

FRACTION #	NAME	TEST	RECEIPT VAC./PRES.	FINAL PRESSURE
17B	Lab Blank	Modified ASTM D-1946	NA	NA
18A	LCS	Modified ASTM D-1946	NA	NA
18AA	LCSD	Modified ASTM D-1946	NA	NA

CERTIFIED BY: Linda D. Fruman DATE: 02/24/11

Laboratory Director

Certfication numbers: CA NELAP - 02110CA, LA NELAP/LELAP- AI 30763,
NY NELAP - 11291, UT NELAP - 9166389892, AZ Licensure AZ0719
Name of Accrediting Agency: NELAP/Florida Department of Health, Scope of Application: Clean Air Act,
Accreditation number: E87680, Effective date: 07/01/09, Expiration date: 06/30/11
Air Toxics Ltd. certifies that the test results contained in this report meet all requirements of the NELAC standards

This report shall not be reproduced, except in full, without the written approval of Air Toxics Ltd.

180 BLUE RAVINE ROAD, SUITE B FOLSOM, CA - 95630
(916) 985-1000 . (800) 985-5955 . FAX (916) 985-1020

LABORATORY NARRATIVE
Modified ASTM D-1946
URS Corporation
Workorder# 1102377B

Sixteen 1 Liter Summa Canister samples were received on February 18, 2011. The laboratory performed analysis via Modified ASTM Method D-1946 for Methane and fixed gases in air using GC/FID or GC/TCD. The method involves direct injection of 1.0 mL of sample.

On the analytical column employed for this analysis, Oxygen coelutes with Argon. The corresponding peak is quantitated as Oxygen.

Since Nitrogen is used to pressurize samples, the reported Nitrogen values are calculated by adding all the sample components and subtracting from 100%.

Method modifications taken to run these samples are summarized in the table below. Specific project requirements may over-ride the ATL modifications.

Requirement	*ASTM D-1946*	*ATL Modifications*
Calibration	A single point calibration is performed using a reference standard closely matching the composition of the unknown.	A 3-point calibration curve is performed. Quantitation is based on a daily calibration standard which may or may not resemble the composition of the associated samples.
Reference Standard	The composition of any reference standard must be known to within 0.01 mol % for any component.	The standards used by ATL are blended to a >/= 95% accuracy.
Sample Injection Volume	Components whose concentrations are in excess of 5 % should not be analyzed by using sample volumes greater than 0.5 mL.	The sample container is connected directly to a fixed volume sample loop of 1.0 mL on the GC. Linear range is defined by the calibration curve. Bags are loaded by vacuum.
Normalization	Normalize the mole percent values by multiplying each value by 100 and dividing by the sum of the original values. The sum of the original values should not differ from 100% by more than 1.0%.	Results are not normalized. The sum of the reported values can differ from 100% by as much as 15%, either due to analytical variability or an unusual sample matrix.
Precision	Precision requirements established at each concentration level.	Duplicates should agree within 25% RPD for detections > 5 X's the RL.

Receiving Notes

There were no receiving discrepancies.

Analytical Notes

As per project specific client request the laboratory has reported estimated values for target compound hits that are below the Reporting Limit but greater than the Method Detection Limit.

Definition of Data Qualifying Flags

Seven qualifiers may have been used on the data analysis sheets and indicate as follows:
B - Compound present in laboratory blank greater than reporting limit.
J - Estimated value.
E - Exceeds instrument calibration range.
S - Saturated peak.
Q - Exceeds quality control limits.
U - Compound analyzed for but not detected above the detection limit.
M - Reported value may be biased due to apparent matrix interferences.
File extensions may have been used on the data analysis sheets and indicates as follows:
a-File was requantified
b-File was quantified by a second column and detector
r1-File was requantified for the purpose of reissue

Air Toxics LTD.
Laboratory Services Since 1989

Summary of Detected Compounds
NATURAL GAS ANALYSIS BY MODIFIED ASTM D-1946

Client Sample ID: VMP-5-5-021611

Lab ID#: 1102377B-01A

Compound	Rpt. Limit (%)	Amount (%)
Oxygen	0.25	15
Nitrogen	0.25	76
Methane	0.00025	0.064
Carbon Dioxide	0.025	8.0
Helium	0.12	0.47

Client Sample ID: VMP-5-12.5-021611

Lab ID#: 1102377B-02A

Compound	Rpt. Limit (%)	Amount (%)
Oxygen	0.24	2.9
Nitrogen	0.24	83
Methane	0.00024	0.68
Carbon Dioxide	0.024	13
Ethane	0.0024	0.00031 J
Helium	0.12	0.040 J

Client Sample ID: VMP-5-31-021611

Lab ID#: 1102377B-03A

Compound	Rpt. Limit (%)	Amount (%)
Oxygen	0.28	1.3
Nitrogen	0.28	58
Methane	0.00028	24
Carbon Dioxide	0.028	9.2
Ethane	0.0028	0.015
Helium	0.14	0.022 J

Client Sample ID: VMP-15-5-021611

Lab ID#: 1102377B-04A

Air Toxics LTD.
Laboratory Services Since 1989

Summary of Detected Compounds
NATURAL GAS ANALYSIS BY MODIFIED ASTM D-1946

Client Sample ID: VMP-15-5-021611

Lab ID#: 1102377B-04A

Compound	Rpt. Limit (%)	Amount (%)
Oxygen	0.28	4.9
Nitrogen	0.28	85
Methane	0.00028	0.069
Carbon Dioxide	0.028	10
Helium	0.14	0.022 J

Client Sample ID: VMP-15-21.5-021611

Lab ID#: 1102377B-05A

Compound	Rpt. Limit (%)	Amount (%)
Oxygen	0.27	1.6
Nitrogen	0.27	75
Methane	0.00027	5.4
Carbon Dioxide	0.027	18
Ethane	0.0027	0.0034
Helium	0.13	0.0097 J

Client Sample ID: VMP-15-25.5-021611

Lab ID#: 1102377B-06A

Compound	Rpt. Limit (%)	Amount (%)
Oxygen	0.26	8.5
Nitrogen	0.26	79
Methane	0.00026	0.60
Carbon Dioxide	0.026	7.6
Ethane	0.0026	0.00040 J
Helium	0.13	4.3

Client Sample ID: VMP-16-13.5-021611

Lab ID#: 1102377B-07A

Air Toxics LTD.
Laboratory Services Since 1989

Summary of Detected Compounds
NATURAL GAS ANALYSIS BY MODIFIED ASTM D-1946

Client Sample ID: VMP-16-13.5-021611

Lab ID#: 1102377B-07A

Compound	Rpt. Limit (%)	Amount (%)
Oxygen	0.27	1.1
Nitrogen	0.27	46
Methane	0.00027	37
Carbon Dioxide	0.027	15
Ethane	0.0027	0.00087 J
Helium	0.13	0.013 J

Client Sample ID: VMP-16-13.5-021611-Dup

Lab ID#: 1102377B-08A

Compound	Rpt. Limit (%)	Amount (%)
Oxygen	0.26	1.1
Nitrogen	0.26	49
Methane	0.00026	36
Carbon Dioxide	0.026	14
Ethane	0.0026	0.00084 J
Helium	0.13	0.039 J

Client Sample ID: VMP-16-19-021611

Lab ID#: 1102377B-09A

Compound	Rpt. Limit (%)	Amount (%)
Oxygen	0.26	1.3
Nitrogen	0.26	44
Methane	0.00026	40
Carbon Dioxide	0.026	14
Ethane	0.0026	0.00090 J
Helium	0.13	0.016 J

Client Sample ID: VMP-24-5-021611

Lab ID#: 1102377B-10A

Air Toxics LTD.
Laboratory Services Since 1989

Summary of Detected Compounds
NATURAL GAS ANALYSIS BY MODIFIED ASTM D-1946

Client Sample ID: VMP-24-5-021611

Lab ID#: 1102377B-10A

Compound	Rpt. Limit (%)	Amount (%)
Oxygen	0.28	14
Nitrogen	0.28	79
Methane	0.00028	0.00015 J
Carbon Dioxide	0.028	6.5
Helium	0.14	0.016 J

Client Sample ID: VMP-24-10-021711

Lab ID#: 1102377B-11A

Compound	Rpt. Limit (%)	Amount (%)
Oxygen	0.27	12
Nitrogen	0.27	79
Methane	0.00027	0.000078 J
Carbon Dioxide	0.027	9.0
Helium	0.13	0.020 J

Client Sample ID: VMP-24-22-021711

Lab ID#: 1102377B-12A

Compound	Rpt. Limit (%)	Amount (%)
Oxygen	0.27	12
Nitrogen	0.27	78
Methane	0.00027	0.00031
Carbon Dioxide	0.027	9.7
Helium	0.13	0.16

Client Sample ID: VMP-24-34-021711

Lab ID#: 1102377B-13A

Compound	Rpt. Limit (%)	Amount (%)
Oxygen	0.27	11

Air Toxics LTD.
Laboratory Services Since 1989

Summary of Detected Compounds
NATURAL GAS ANALYSIS BY MODIFIED ASTM D-1946

Client Sample ID: VMP-24-34-021711

Lab ID#: 1102377B-13A

Nitrogen	0.27	79
Methane	0.00027	0.000049 J
Carbon Dioxide	0.027	10
Helium	0.13	0.15

Client Sample ID: VMP-14-5-021711

Lab ID#: 1102377B-14A

Compound	Rpt. Limit (%)	Amount (%)
Oxygen	0.26	5.0
Nitrogen	0.26	93
Methane	0.00026	0.016
Carbon Dioxide	0.026	1.9
Helium	0.13	0.031 J

Client Sample ID: VMP-14-11.5-021711

Lab ID#: 1102377B-15A

Compound	Rpt. Limit (%)	Amount (%)
Oxygen	0.28	3.0
Nitrogen	0.28	93
Methane	0.00028	0.15
Carbon Dioxide	0.028	3.6
Helium	0.14	0.0073 J

Client Sample ID: VMP-14-11.5-021711-Dup

Lab ID#: 1102377B-16A

Compound	Rpt. Limit (%)	Amount (%)
Oxygen	0.28	2.8
Nitrogen	0.28	93
Methane	0.00028	0.16
Carbon Dioxide	0.028	3.7

Air Toxics LTD.
Laboratory Services Since 1989

Summary of Detected Compounds
NATURAL GAS ANALYSIS BY MODIFIED ASTM D-1946

Client Sample ID: VMP-14-11.5-021711-Dup

Lab ID#: 1102377B-16A

Helium	0.14	0.039 J

Air Toxics LTD.
Laboratory Services Since 1989

Client Sample ID: VMP-5-5-021611

Lab ID#: 1102377B-01A

NATURAL GAS ANALYSIS BY MODIFIED ASTM D-1946

File Name:	**9022241**	**Date of Collection:**	**2/16/11 11:00:00 AM**
Dil. Factor:	**2.47**	**Date of Analysis:**	**2/23/11 07:42 AM**

Compound	**Rpt. Limit (%)**	**Amount (%)**
Oxygen	0.25	15
Nitrogen	0.25	76
Carbon Monoxide	0.025	Not Detected
Methane	0.00025	0.064
Carbon Dioxide	0.025	8.0
Ethane	0.0025	Not Detected
Ethene	0.0025	Not Detected
Helium	0.12	0.47

Container Type: 1 Liter Summa Canister

Air Toxics LTD.
Laboratory Services Since 1989

Client Sample ID: VMP-5-12.5-021611

Lab ID#: 1102377B-02A

NATURAL GAS ANALYSIS BY MODIFIED ASTM D-1946

File Name:	**9022242**	**Date of Collection:**	**2/16/11 12:28:00 PM**
Dil. Factor:	**2.38**	**Date of Analysis:**	**2/23/11 08:06 AM**

Compound	Rpt. Limit (%)	Amount (%)
Oxygen	0.24	2.9
Nitrogen	0.24	83
Carbon Monoxide	0.024	Not Detected
Methane	0.00024	0.68
Carbon Dioxide	0.024	13
Ethane	0.0024	0.00031 J
Ethene	0.0024	Not Detected
Helium	0.12	0.040 J

J = Estimated value.

Container Type: 1 Liter Summa Canister

Air Toxics LTD.
Laboratory Services Since 1989

Client Sample ID: VMP-5-31-021611

Lab ID#: 1102377B-03A

NATURAL GAS ANALYSIS BY MODIFIED ASTM D-1946

File Name:	**9022243**	**Date of Collection:**	**2/16/11 2:34:00 PM**
Dil. Factor:	**2.76**	**Date of Analysis:**	**2/23/11 08:30 AM**

Compound	Rpt. Limit (%)	Amount (%)
Oxygen	0.28	1.3
Nitrogen	0.28	58
Carbon Monoxide	0.028	Not Detected
Methane	0.00028	24
Carbon Dioxide	0.028	9.2
Ethane	0.0028	0.015
Ethene	0.0028	Not Detected
Helium	0.14	0.022 J

J = Estimated value.

Container Type: 1 Liter Summa Canister

Air Toxics LTD.
Laboratory Services Since 1989

Client Sample ID: VMP-15-5-021611

Lab ID#: 1102377B-04A

NATURAL GAS ANALYSIS BY MODIFIED ASTM D-1946

File Name:	**9022245**	**Date of Collection:**	**2/16/11 2:51:00 PM**
Dil. Factor:	**2.82**	**Date of Analysis:**	**2/23/11 09:19 AM**

Compound	Rpt. Limit (%)	Amount (%)
Oxygen	0.28	4.9
Nitrogen	0.28	85
Carbon Monoxide	0.028	Not Detected
Methane	0.00028	0.069
Carbon Dioxide	0.028	10
Ethane	0.0028	Not Detected
Ethene	0.0028	Not Detected
Helium	0.14	0.022 J

J = Estimated value.

Container Type: 1 Liter Summa Canister

Air Toxics LTD.
Laboratory Services Since 1989

Client Sample ID: VMP-15-21.5-021611

Lab ID#: 1102377B-05A

NATURAL GAS ANALYSIS BY MODIFIED ASTM D-1946

File Name:	**9022246**	**Date of Collection:**	**2/16/11 3:48:00 PM**
Dil. Factor:	**2.69**	**Date of Analysis:**	**2/23/11 09:42 AM**

Compound	Rpt. Limit (%)	Amount (%)
Oxygen	0.27	1.6
Nitrogen	0.27	75
Carbon Monoxide	0.027	Not Detected
Methane	0.00027	5.4
Carbon Dioxide	0.027	18
Ethane	0.0027	0.0034
Ethene	0.0027	Not Detected
Helium	0.13	0.0097 J

J = Estimated value.

Container Type: 1 Liter Summa Canister

Air Toxics LTD.
Laboratory Services Since 1989

Client Sample ID: VMP-15-25.5-021611

Lab ID#: 1102377B-06A

NATURAL GAS ANALYSIS BY MODIFIED ASTM D-1946

File Name:	**9022247**	**Date of Collection:**	**2/16/11 4:52:00 PM**
Dil. Factor:	**2.58**	**Date of Analysis:**	**2/23/11 10:05 AM**

Compound	Rpt. Limit (%)	Amount (%)
Oxygen	0.26	8.5
Nitrogen	0.26	79
Carbon Monoxide	0.026	Not Detected
Methane	0.00026	0.60
Carbon Dioxide	0.026	7.6
Ethane	0.0026	0.00040 J
Ethene	0.0026	Not Detected
Helium	0.13	4.3

J = Estimated value.

Container Type: 1 Liter Summa Canister

Air Toxics LTD.
Laboratory Services Since 1989

Client Sample ID: VMP-16-13.5-021611

Lab ID#: 1102377B-07A

NATURAL GAS ANALYSIS BY MODIFIED ASTM D-1946

File Name:	**9022248**	**Date of Collection:**	**2/16/11 11:45:00 AM**
Dil. Factor:	**2.69**	**Date of Analysis:**	**2/23/11 10:29 AM**

Compound	Rpt. Limit (%)	Amount (%)
Oxygen	0.27	1.1
Nitrogen	0.27	46
Carbon Monoxide	0.027	Not Detected
Methane	0.00027	37
Carbon Dioxide	0.027	15
Ethane	0.0027	0.00087 J
Ethene	0.0027	Not Detected
Helium	0.13	0.013 J

J = Estimated value.

Container Type: 1 Liter Summa Canister

Air Toxics LTD.
Laboratory Services Since 1989

Client Sample ID: VMP-16-13.5-021611-Dup

Lab ID#: 1102377B-08A

NATURAL GAS ANALYSIS BY MODIFIED ASTM D-1946

File Name:	**9022249**	**Date of Collection:**	**2/16/11 11:45:00 AM**
Dil. Factor:	**2.64**	**Date of Analysis:**	**2/23/11 10:52 AM**

Compound	Rpt. Limit (%)	Amount (%)
Oxygen	0.26	1.1
Nitrogen	0.26	49
Carbon Monoxide	0.026	Not Detected
Methane	0.00026	36
Carbon Dioxide	0.026	14
Ethane	0.0026	0.00084 J
Ethene	0.0026	Not Detected
Helium	0.13	0.039 J

J = Estimated value.

Container Type: 1 Liter Summa Canister

Air Toxics LTD.
Laboratory Services Since 1989

Client Sample ID: VMP-16-19-021611

Lab ID#: 1102377B-09A

NATURAL GAS ANALYSIS BY MODIFIED ASTM D-1946

File Name:	**9022250**	**Date of Collection:**	**2/16/11 12:46:00 PM**
Dil. Factor:	**2.58**	**Date of Analysis:**	**2/23/11 11:17 AM**

Compound	Rpt. Limit (%)	Amount (%)
Oxygen	0.26	1.3
Nitrogen	0.26	44
Carbon Monoxide	0.026	Not Detected
Methane	0.00026	40
Carbon Dioxide	0.026	14
Ethane	0.0026	0.00090 J
Ethene	0.0026	Not Detected
Helium	0.13	0.016 J

J = Estimated value.

Container Type: 1 Liter Summa Canister

Air Toxics LTD.
Laboratory Services Since 1989

Client Sample ID: VMP-24-5-021611

Lab ID#: 1102377B-10A

NATURAL GAS ANALYSIS BY MODIFIED ASTM D-1946

File Name:	**9022234**	**Date of Collection:**	**2/16/11 4:14:00 PM**
Dil. Factor:	**2.82**	**Date of Analysis:**	**2/22/11 08:41 PM**

Compound	Rpt. Limit (%)	Amount (%)
Oxygen	0.28	14
Nitrogen	0.28	79
Carbon Monoxide	0.028	Not Detected
Methane	0.00028	0.00015 J
Carbon Dioxide	0.028	6.5
Ethane	0.0028	Not Detected
Ethene	0.0028	Not Detected
Helium	0.14	0.016 J

J = Estimated value.

Container Type: 1 Liter Summa Canister

Air Toxics LTD.
Laboratory Services Since 1989

Client Sample ID: VMP-24-10-021711

Lab ID#: 1102377B-11A

NATURAL GAS ANALYSIS BY MODIFIED ASTM D-1946

File Name:	**9022235**	**Date of Collection:**	**2/17/11 9:20:00 AM**
Dil. Factor:	**2.69**	**Date of Analysis:**	**2/22/11 09:02 PM**

Compound	Rpt. Limit (%)	Amount (%)
Oxygen	0.27	12
Nitrogen	0.27	79
Carbon Monoxide	0.027	Not Detected
Methane	0.00027	0.000078 J
Carbon Dioxide	0.027	9.0
Ethane	0.0027	Not Detected
Ethene	0.0027	Not Detected
Helium	0.13	0.020 J

J = Estimated value.

Container Type: 1 Liter Summa Canister

Air Toxics LTD.
Laboratory Services Since 1989

Client Sample ID: VMP-24-22-021711

Lab ID#: 1102377B-12A

NATURAL GAS ANALYSIS BY MODIFIED ASTM D-1946

File Name:	**9022236**	**Date of Collection:**	**2/17/11 10:20:00 AM**
Dil. Factor:	**2.69**	**Date of Analysis:**	**2/22/11 09:24 PM**

Compound	Rpt. Limit (%)	Amount (%)
Oxygen	0.27	12
Nitrogen	0.27	78
Carbon Monoxide	0.027	Not Detected
Methane	0.00027	0.00031
Carbon Dioxide	0.027	9.7
Ethane	0.0027	Not Detected
Ethene	0.0027	Not Detected
Helium	0.13	0.16

Container Type: 1 Liter Summa Canister

Air Toxics LTD.
Laboratory Services Since 1989

Client Sample ID: VMP-24-34-021711

Lab ID#: 1102377B-13A

NATURAL GAS ANALYSIS BY MODIFIED ASTM D-1946

File Name:	**9022237**	**Date of Collection:**	**2/17/11 11:28:00 AM**
Dil. Factor:	**2.69**	**Date of Analysis:**	**2/22/11 09:45 PM**

Compound	Rpt. Limit (%)	Amount (%)
Oxygen	0.27	11
Nitrogen	0.27	79
Carbon Monoxide	0.027	Not Detected
Methane	0.00027	0.000049 J
Carbon Dioxide	0.027	10
Ethane	0.0027	Not Detected
Ethene	0.0027	Not Detected
Helium	0.13	0.15

J = Estimated value.

Container Type: 1 Liter Summa Canister

Air Toxics LTD.
Laboratory Services Since 1989

Client Sample ID: VMP-14-5-021711

Lab ID#: 1102377B-14A

NATURAL GAS ANALYSIS BY MODIFIED ASTM D-1946

File Name:	**9022238**	**Date of Collection:**	**2/17/11 2:20:00 PM**
Dil. Factor:	**2.64**	**Date of Analysis:**	**2/23/11 06:23 AM**

Compound	Rpt. Limit (%)	Amount (%)
Oxygen	0.26	5.0
Nitrogen	0.26	93
Carbon Monoxide	0.026	Not Detected
Methane	0.00026	0.016
Carbon Dioxide	0.026	1.9
Ethane	0.0026	Not Detected
Ethene	0.0026	Not Detected
Helium	0.13	0.031 J

J = Estimated value.

Container Type: 1 Liter Summa Canister

Air Toxics LTD.
Laboratory Services Since 1989

Client Sample ID: VMP-14-11.5-021711

Lab ID#: 1102377B-15A

NATURAL GAS ANALYSIS BY MODIFIED ASTM D-1946

File Name:	**9022239**	**Date of Collection:**	**2/17/11 3:26:00 PM**
Dil. Factor:	**2.76**	**Date of Analysis:**	**2/23/11 06:46 AM**

Compound	Rpt. Limit (%)	Amount (%)
Oxygen	0.28	3.0
Nitrogen	0.28	93
Carbon Monoxide	0.028	Not Detected
Methane	0.00028	0.15
Carbon Dioxide	0.028	3.6
Ethane	0.0028	Not Detected
Ethene	0.0028	Not Detected
Helium	0.14	0.0073 J

J = Estimated value.

Container Type: 1 Liter Summa Canister

Air Toxics LTD.
Laboratory Services Since 1989

Client Sample ID: VMP-14-11.5-021711-Dup

Lab ID#: 1102377B-16A

NATURAL GAS ANALYSIS BY MODIFIED ASTM D-1946

File Name:	**9022240**	**Date of Collection:**	**2/17/11 3:26:00 PM**
Dil. Factor:	**2.76**	**Date of Analysis:**	**2/23/11 07:15 AM**

Compound	Rpt. Limit (%)	Amount (%)
Oxygen	0.28	2.8
Nitrogen	0.28	93
Carbon Monoxide	0.028	Not Detected
Methane	0.00028	0.16
Carbon Dioxide	0.028	3.7
Ethane	0.0028	Not Detected
Ethene	0.0028	Not Detected
Helium	0.14	0.039 J

J = Estimated value.

Container Type: 1 Liter Summa Canister

Air Toxics LTD.
Laboratory Services Since 1989

Client Sample ID: Lab Blank

Lab ID#: 1102377B-17A

NATURAL GAS ANALYSIS BY MODIFIED ASTM D-1946

File Name:	**9022232a**	**Date of Collection: NA**	
Dil. Factor:	**1.00**	**Date of Analysis: 2/22/11 07:53 PM**	

Compound	Rpt. Limit (%)	Amount (%)
Oxygen	0.10	0.016 J
Nitrogen	0.10	0.078 J
Carbon Monoxide	0.010	Not Detected
Methane	0.00010	Not Detected
Carbon Dioxide	0.010	Not Detected
Ethane	0.0010	Not Detected
Ethene	0.0010	Not Detected

J = Estimated value.

Container Type: NA - Not Applicable

Air Toxics LTD.
Laboratory Services Since 1989

Client Sample ID: Lab Blank

Lab ID#: 1102377B-17B

NATURAL GAS ANALYSIS BY MODIFIED ASTM D-1946

File Name:	**9022231ba**	**Date of Collection: NA**	
Dil. Factor:	**1.00**	**Date of Analysis: 2/22/11 07:21 PM**	

Compound	**Rpt. Limit (%)**	**Amount (%)**
Helium	0.050	Not Detected

Container Type: NA - Not Applicable

Air Toxics LTD.
Laboratory Services Since 1989

Client Sample ID: LCS

Lab ID#: 1102377B-18A

NATURAL GAS ANALYSIS BY MODIFIED ASTM D-1946

File Name:	**9022230**	**Date of Collection: NA**	
Dil. Factor:	**1.00**	**Date of Analysis: 2/22/11 06:50 PM**	

Compound	%Recovery
Oxygen	99
Nitrogen	100
Carbon Monoxide	100
Methane	96
Carbon Dioxide	99
Ethane	98
Ethene	98
Helium	95

Container Type: NA - Not Applicable

Air Toxics LTD.
Laboratory Services Since 1989

Client Sample ID: LCSD

Lab ID#: 1102377B-18AA

NATURAL GAS ANALYSIS BY MODIFIED ASTM D-1946

File Name:	**9022253**	**Date of Collection: NA**	
Dil. Factor:	**1.00**	**Date of Analysis: 2/23/11 12:39 PM**	

Compound	%Recovery
Oxygen	100
Nitrogen	100
Carbon Monoxide	100
Methane	98
Carbon Dioxide	100
Ethane	100
Ethene	100
Helium	97

Container Type: NA - Not Applicable

1102377

Shell Oil Products Chain Of Custody Record

URS

Air Toxics LTD.
Project Name: Roxana Dissolved Phase
Project # 21562593.00007
Lab Vendor #

Please Check Appropriate Box:
☑ ENV. SERVICES ☐ MOTIVA RETAIL ☐ SHELL RETAIL
☐ MOTIVA SD&CM ☐ CONSULTANT ☐ LUBES
☐ SHELL PIPELINE ☐ OTHER _____

Print Bill To Contact Name: Thomas Adams
PO #

INCIDENT # (ENV SERVICES) 9 7 2 1 6 6 4 0
SAP # 3 4 0 0 6 1

☐ CHECK IF NO INCIDENT # APPLIES
DATE: 02/17/11
PAGE: 1 of 2

SAMPLING COMPANY: URS CORPORATION
LOG CODE:
SITE ADDRESS: Street and City: 900 SOUTH CENTRAL AVE -, ROXANA
State: IL
GLOBAL ID NO.:
ADDRESS: 1001 HIGHLANDS PLAZA DRIVE WEST - SUITE 300; ST. LOUIS, MO 63110
EDF DELIVERABLE TO (Name, Company, Office Location): Elizabeth Kunkel, URS, St. Louis
PHONE NO.: 314-743-4179
E-MAIL: Elizabeth_Kunkel@URSCorp.com
CONSULTANT PROJECT NAME#: Roxana Dissolved Phase
Laboratory Address: Air Toxics, LTD 180 Blue Ravine Road, Suite B, Folsom, CA 95630-4719
TELEPHONE: 314-429-0100
FAX: 314-429-0462
Bill To Contact E-MAIL: Thomas_Adams@URSCorp.com
SAMPLER NAME(S) (Print):

TURNAROUND TIME (CALENDAR DAYS): ☑ STANDARD (14 DAY) ☐ 5 DAYS ☐ 3 DAYS ☐ 2 DAYS ☐ 24 HOURS ☐ RESULTS NEEDED ON WEEKEND

☐ LA - RWQCB REPORT FORMAT ☑ UST AGENCY:

DELIVERABLES: ☐ LEVEL 1 ☐ LEVEL 2 ☐ LEVEL 3 ☑ LEVEL 4 ☐ OTHER (SPECIFY) _____

☑ SHELL CONTRACT RATE APPLIES
☐ STATE REIMBURSEMENT RATE APPLIES
☐ EDD NOT NEEDED
☑ RECEIPT VERIFICATION REQUESTED

REQUESTED ANALYSIS

Turn Around Time: ☑ Normal ☐ Rush Specify

Lab Use Only
Pressurized by:
Date:
Pressurization Gas: N_2 He

LAB USE ONLY	Field Sample Identification	SAMPLING DATE	SAMPLING TIME	Canister Number	Canister Pressure/Vacuum Initial	Final	Receipt	Final (psi)	Modified TO-15	ASTM D-1946 + Helium	ASTM D-1946
01A	VMP-5-5-021611	2/16/11	1024 / 1100	2208	-28	-7.5			X	X	
02A	VMP-5-12.5-021611	2/16/11	1158 / 1228	5706	-29.5	-7.5			X	X	
03A	VMP-5-31-021611	2/16/11	1404 / 1434	600	-29.5	-8.5			X	X	
04A	VMP-15-5-021611	2/16/11	1423 / 1451	2378	-30	-9			X	X	
05A	VMP-15-21.5-021611	2/16/11	1522 / 1548	3033	-29.5	-8			X	X	
06A	VMP-15-25.5-021611	2/16/11	1622 / 1652	1737	-28	-7.5			X	X	
07A	VMP-16-13.5-021611	2/16/11	1115 / 1145	5800	-30	-8			X	X	
08A	VMP-16-13.5-021611-Dup	2/16/11	1115 / 1145	3984	-30	-7.5			X	X	
09A	VMP-16-19-021611	2/16/11	1222 / 1246	3777	-29	-7			X	X	
10A	VMP-24-5-021611	2/16/11	1544 / 1614	582	-29	-9			X	X	

ADDITIONAL NOTES:
- 14 day hold time
- Report results between MDL and RL
- Level IV ECVP

Relinquished by: (Signature)	Received by: (Signature)	Date:	Time:
[signature]	FEDEX	2/17/11	1800
	Kara McKiernan ATL	2/18/11	09:30

05/2/06 Revision

FEDEX

CUSTODY SEAL INTACT Y N ONE TEMP NA

1102377

Shell Oil Products Chain Of Custody Record

URS

Air Toxics LTD.
Project Name: Roxana Dissolved Phase
Project # 21562593.00007
Lab Vendor #

Please Check Appropriate Box:
☑ ENV. SERVICES ☐ MOTIVA RETAIL ☐ SHELL RETAIL
☐ MOTIVA SD&CM ☐ CONSULTANT ☐ LUBES
☐ SHELL PIPELINE ☐ OTHER

Print Bill To Contact Name: Thomas Adams
PO #
INCIDENT # (ENV SERVICES): 9 7 2 1 6 6 4 0 ☐ CHECK IF NO INCIDENT # APPLIES
SAP #: 3 4 0 0 6 1
DATE: 02/17/11
PAGE: 2 of 2

SAMPLING COMPANY: URS CORPORATION
LOG CODE:
SITE ADDRESS: Street and City: 900 SOUTH CENTRAL AVE – ROXANA
State: IL
GLOBAL ID NO.:
ADDRESS: 1001 HIGHLANDS PLAZA DRIVE WEST - SUITE 300; ST. LOUIS, MO 63110
EDF DELIVERABLE TO (Name, Company, Office Location): Elizabeth Kunkel, URS, St. Louis
PHONE NO.: 314-743-4179
E-MAIL: Elizabeth_Kunkel@URSCorp.com
CONSULTANT PROJECT NAME/#: Roxana Dissolved Phase
Laboratory Address: Air Toxics, LTD 180 Blue Ravine Road, Suite B, Folsom, CA 95630-4719
SAMPLER NAME(S) (Print):
TELEPHONE: 314-429-0100
FAX: 314-429-0462
Bill To Contact E-MAIL: Thomas_Adams@URSCorp.com

TURNAROUND TIME (CALENDAR DAYS):
☑ STANDARD (14 DAY) ☐ 5 DAYS ☐ 3 DAYS ☐ 2 DAYS ☐ 24 HOURS ☐ RESULTS NEEDED ON WEEKEND

☐ LA - RWQCB REPORT FORMAT ☑ UST AGENCY:

DELIVERABLES: ☐ LEVEL 1 ☐ LEVEL 2 ☐ LEVEL 3 ☑ LEVEL 4 ☐ OTHER (SPECIFY)

☑ SHELL CONTRACT RATE APPLIES
☐ STATE REIMBURSEMENT RATE APPLIES
☐ EDD NOT NEEDED
☑ RECEIPT VERIFICATION REQUESTED

REQUESTED ANALYSIS

Turn Around Time: ☑ Normal ☐ Rush
Specify

Lab Use Only
Pressurized by:
Date:
Pressurization Gas: N_2 He

LAB USE ONLY	Field Sample Identification	SAMPLING DATE	SAMPLING TIME	Canister Number	Canister Pressure/Vacuum: Initial	Final	Receipt	Final (psi)	Modified TO-15	ASTM D-1946 + Helium	ASTM D-1946
11A	VMP-24-10-021711	2/17/11	0850 / 0920	2521	-30	-8.5			X	X	
12A	VMP-24-22-021711	2/17/11	0955 / 1020	36431 *	-30	-8			X	X	
13A	VMP-24-34-021711	2/17/11	1058 / 1128	2686	-30	-7.5			X	X	
14A	VMP-14-5-021711	2/17/11	1348 / 1420	3293	-29	-7.5			X	X	
15A	VMP-14-11.5-021711	2/17/11	1458 / 1526	2626	-29.5	-7.5			X	X	
16A	VMP-14-11.5-021711-Dup	2/17/11	1458 / 1526	3118	-30	-8			X	X	
									X	X	
									X	X	
									X	X	
									X	X	

ADDITIONAL NOTES:
- 14 day hold time
- Report results between MDL and RL
- Level IV ECVP
- Barcode number unreadable for VMP-24-22-021711

	Received by: (Signature)	Date	Time
Relinquished by: (Signature)	FEDEX	2/17/11	1500
Relinquished by: (Signature)	Received by: (Signature)	Date:	Time:
Relinquished by: (Signature)	Received by: (Signature)	Date:	Time:

05/2/08 Revision

Roxana 1Q2011 Vapor Data Review

Laboratory SDG: 1102390A, B

Data Reviewer: Steve Gragert

Peer Reviewer: Jeff Aust

Date Reviewed: 3/8/2011

Guidance: USEPA National Functional Guidelines for Superfund Organic Methods Data Review 2008

Work Plan: Dissolved Phase Groundwater Investigation and P-60 Free Phase Product Delineation (2009)

Sample Identification	Sample Identification
VMP-14-20-021811	VMP-14-29-021811
VMP-13-5-021811	VMP-13-10.5-021811
VMP-13-10.5-021811-Dup	VMP-13-21.5-021811
VMP-13-29.5-021811	

1.0 Data Package Completeness

Were all items delivered as specified in the QAPP and COC as appropriate?

Yes

2.0 Laboratory Case Narrative \ Cooler Receipt Form

Were problems noted in the laboratory case narrative or cooler receipt form?

Yes, the laboratory case narrative indicated that samples VMP-14-20-021811, VMP-14-29-021811, VMP-13-5-021811, VMP-13-10.5-021811, VMP-13-10.5-021811-Dup, VMP-13-21.5-021811, and VMP-13-29.5-021811 were diluted due to high levels of target analytes. Although not indicated in the laboratory case narrative, analytes were detected in the method blank. These issues are addressed further in the appropriate section below.

The cooler receipt form indicated there was a sample ID discrepancy between the COC and Summa canister sample ID tag for sample VMP-13-5-021811. The sample ID recorded on the COC was used to log in and report sample data.

3.0 Holding Times

Were samples extracted/analyzed within applicable limits?

Yes

4.0 Blank Contamination

Were any analytes detected in the Method Blanks, Field Blanks or Trip Blanks?

Yes

Blank ID	Parameter	Analyte	Concentration/Amount
1102390A-08A	TO-15	1,3-Dichlorobenzene	0.059 ppbv / 0.35 µg/m^3
1102390A-08B	TO-15	Carbon disulfide	0.14 ppbv / 0.44 µg/m^3
1102390A-08B	TO-15	Methylene chloride	0.18 ppbv / 0.62 µg/m^3
1102390A-08B	TO-15	trans-1,3-Dichloropropene	0.16 ppbv / 0.73 µg/m^3
1102390A-08B	TO-15	1,2-Dibromoethane	0.12 ppbv / 0.91 µg/m^3
1102390A-08B	TO-15	Bromoform	0.074 ppbv / 0.76 µg/m^3
1102390A-08B	TO-15	1,3-Dichlorobenzene	0.17 ppbv / 1.0 µg/m^3
1102390A-08B	TO-15	1,4-Dichlorobenzene	0.24 ppbv / 1.4 µg/m^3
1102390A-08B	TO-15	alpha-Chlorotoluene	0.15 ppbv / 0.78 µg/m^3
1102390A-08B	TO-15	1,2-Dichlorobenzene	0.16 ppbv / 0.98 µg/m^3
1102390A-08B	TO-15	1,2,4-Trichlorobenzene	0.38 ppbv / 2.8 µg/m^3
1102390A-08C	TO-15	Carbon disulfide	0.24 ppbv / 0.75 µg/m^3
1102390A-08C	TO-15	Methylene chloride	0.20 ppbv / 0.71 µg/m^3
1102390A-08C	TO-15	cis-1,2-Dichloroethene	0.10 ppbv / 0.41 µg/m^3
1102390A-08C	TO-15	Benzene	0.14 ppbv / 0.46 µg/m^3
1102390A-08C	TO-15	cis-1,3-Dichloropropene	0.095 ppbv / 0.43 µg/m^3
1102390A-08C	TO-15	trans-1,3-Dichloropropene	0.15 ppbv / 0.68 µg/m^3
1102390A-08C	TO-15	1,2-Dibromoethane	0.19 ppbv / 1.4 µg/m^3
1102390A-08C	TO-15	Chlorobenzene	0.10 ppbv / 0.48 µg/m^3
1102390A-08C	TO-15	Styrene	0.074 ppbv / 0.32 µg/m^3
1102390A-08C	TO-15	Bromoform	0.10 ppbv / 1.0 µg/m^3
1102390A-08C	TO-15	1,1,2,2-Tetrachloroethane	0.080 ppbv / 0.55 µg/m^3
1102390A-08C	TO-15	4-Ethyltoluene	0.048 ppbv / 0.24 µg/m^3
1102390A-08B	TO-15	1,3-Dichlorobenzene	0.24 ppbv / 1.4 µg/m^3
1102390A-08B	TO-15	1,4-Dichlorobenzene	0.23 ppbv / 1.4 µg/m^3
1102390A-08B	TO-15	alpha-Chlorotoluene	0.19 ppbv / 0.99 µg/m^3
1102390A-08B	TO-15	1,2-Dichlorobenzene	0.19 ppbv / 1.1 µg/m^3
1102390A-08B	TO-15	1,2,4-Trichlorobenzene	0.42 ppbv / 3.1 µg/m^3
1102390B-08A	Natural gases	Oxygen	0.019%
1102390B-08A	Natural gases	Nitrogen	0.053%

Analytical data that were reported non-detect or at concentrations greater than five times (5X) the associated blank concentration did not require qualification. No qualification of data was required.

5.0 Laboratory Control Sample

Were LCS recoveries within evaluation criteria?

Yes

6.0 Surrogate Recoveries

Were surrogate recoveries within evaluation criteria?

Yes

7.0 Matrix Spike and Matrix Spike Duplicate Recoveries

Were MS/MSD samples collected as part of this SDG?

MS/MSD samples are not applicable for vapor samples, due to inability to spike the samples.

8.0 Laboratory Duplicate Results

Were laboratory duplicate samples collected as part of this SDG?

No

9.0 Field Duplicate Results

Were field duplicate samples collected as part of this SDG?

Yes

Field ID	Field Duplicate ID
VMP-13-10.5-021811	VMP-13-10.5-021811-Dup

Were field duplicates within evaluation criteria?

Yes

10.0 Sample Dilutions

For samples that were diluted and nondetect, were undiluted results also reported?

Not applicable; analytes were detected in samples that were diluted.

11.0 Additional Qualifications

Were additional qualifications applied?

No

Air Toxics LTD.
Laboratory Services Since 1989

2/28/2011
Mr. Jeff Adams
URS Corporation
1001 Highlands Plaza Dr. West
Suite 300
St. Louis MO 63110

Project Name: Roxana Dissolved Phase
Project #: 21562593.00007
Workorder #: 1102390A

Dear Mr. Jeff Adams

The following report includes the data for the above referenced project for sample(s) received on 2/21/2011 at Air Toxics Ltd.

The data and associated QC analyzed by Modified TO-15 are compliant with the project requirements or laboratory criteria with the exception of the deviations noted in the attached case narrative.

Thank you for choosing Air Toxics Ltd. for your air analysis needs. Air Toxics Ltd. is committed to providing accurate data of the highest quality. Please feel free to contact the Project Manager: Jacquelyn Luta at 916-985-1000 if you have any questions regarding the data in this report.

Regards,

Jacquelyn Luta
Project Manager

Reviewed
on
3/8/2011

WORK ORDER #: 1102390A

Work Order Summary

CLIENT:	Mr. Jeff Adams URS Corporation 1001 Highlands Plaza Dr. West Suite 300 St. Louis, MO 63110	**BILL TO:**	Accounts Payable Austin URS Corporation P.O. BOX 203970 Austin, TX 78720-1088
PHONE:	314-429-0100	**P.O. #**	21562593.00007
FAX:		**PROJECT #**	21562593.00007 Roxana Dissolved Phase
DATE RECEIVED:	02/21/2011	**CONTACT:**	Jacquelyn Luta
DATE COMPLETED:	02/28/2011		

FRACTION #	NAME	TEST	RECEIPT VAC./PRES.	FINAL PRESSURE
01A	VMP-14-20-021811	Modified TO-15	7.2 "Hg	15 psi
02A	VMP-14-29-021811	Modified TO-15	6.4 "Hg	15 psi
03A	VMP-13-5-021811	Modified TO-15	8.0 "Hg	15 psi
04A	VMP-13-10.5-021811	Modified TO-15	7.4 "Hg	15 psi
05A	VMP-13-10.5-021811-Dup	Modified TO-15	6.4 "Hg	15 psi
06A	VMP-13-21.5-021811	Modified TO-15	5.4 "Hg	15 psi
07A	VMP-13-29.5-021811	Modified TO-15	2.0 "Hg	15 psi
08A	Lab Blank	Modified TO-15	NA	NA
08B	Lab Blank	Modified TO-15	NA	NA
08C	Lab Blank	Modified TO-15	NA	NA
09A	CCV	Modified TO-15	NA	NA
09B	CCV	Modified TO-15	NA	NA
09C	CCV	Modified TO-15	NA	NA
10A	LCS	Modified TO-15	NA	NA
10AA	LCSD	Modified TO-15	NA	NA
10B	LCS	Modified TO-15	NA	NA
10BB	LCSD	Modified TO-15	NA	NA

Continued on next page

Air Toxics LTD.
Laboratory Services Since 1989

WORK ORDER #: 1102390A

Work Order Summary

CLIENT:	Mr. Jeff Adams URS Corporation 1001 Highlands Plaza Dr. West Suite 300 St. Louis, MO 63110	**BILL TO:**	Accounts Payable Austin URS Corporation P.O. BOX 203970 Austin, TX 78720-1088
PHONE:	314-429-0100	**P.O. #**	21562593.00007
FAX:		**PROJECT #**	21562593.00007 Roxana Dissolved Phase
DATE RECEIVED:	02/21/2011	**CONTACT:**	Jacquelyn Luta
DATE COMPLETED:	02/28/2011		

FRACTION #	NAME	TEST	RECEIPT VAC./PRES.	FINAL PRESSURE
10C	LCS	Modified TO-15	NA	NA
10CC	LCSD	Modified TO-15	NA	NA

CERTIFIED BY: Linda J. Truman DATE: 02/28/11

Laboratory Director

Certfication numbers: CA NELAP - 02110CA, LA NELAP/LELAP- AI 30763,
NY NELAP - 11291, UT NELAP - 9166389892, AZ Licensure AZ0719
Name of Accrediting Agency: NELAP/Florida Department of Health, Scope of Application: Clean Air Act,
Accreditation number: E87680, Effective date: 07/01/09, Expiration date: 06/30/11
Air Toxics Ltd. certifies that the test results contained in this report meet all requirements of the NELAC standards

This report shall not be reproduced, except in full, without the written approval of Air Toxics Ltd.

180 BLUE RAVINE ROAD, SUITE B FOLSOM, CA - 95630
(916) 985-1000 . (800) 985-5955 . FAX (916) 985-1020

LABORATORY NARRATIVE
EPA Method TO-15
URS Corporation
Workorder# 1102390A

Seven 1 Liter Summa Canister samples were received on February 21, 2011. The laboratory performed analysis via modified EPA Method TO-15 using GC/MS in the full scan mode.

This workorder was independently validated prior to submittal using 'USEPA National Functional Guidelines' as generally applied to the analysis of volatile organic compounds in air. A rules-based, logic driven, independent validation engine was employed to assess completeness, evaluate pass/fail of relevant project quality control requirements and verification of all quantified amounts.

Receiving Notes

The Chain of Custody (COC) information for sample VMP-13-5-021811 did not match the entry on the sample tag with regard to sample identification. The information on the COC was used to process and report the sample.

Analytical Notes

As per project specific client request the laboratory has reported estimated values for target compound hits that are below the Reporting Limit but greater than the Method Detection Limit. Concentrations that are below the level at which the canister was certified (0.2 ppbv for compounds reported at 0.5 ppbv and 0.8 ppbv for compounds reported at 2.0 ppbv) may be false positives.

Dilutions were performed on samples VMP-14-20-021811, VMP-14-29-021811, VMP-13-5-021811, VMP-13-10.5-021811, VMP-13-10.5-021811-Dup, VMP-13-21.5-021811 and VMP-13-29.5-021811 due to the presence of high level target species.

Definition of Data Qualifying Flags

Eight qualifiers may have been used on the data analysis sheets and indicates as follows:

B - Compound present in laboratory blank greater than reporting limit (background subtraction not performed).
J - Estimated value.
E - Exceeds instrument calibration range.
S - Saturated peak.
Q - Exceeds quality control limits.
U - Compound analyzed for but not detected above the reporting limit.
UJ- Non-detected compound associated with low bias in the CCV and/or LCS.
N - The identification is based on presumptive evidence.

File extensions may have been used on the data analysis sheets and indicates as follows:
a-File was requantified

b-File was quantified by a second column and detector
r1-File was requantified for the purpose of reissue

Air Toxics LTD.
Laboratory Services Since 1989

Summary of Detected Compounds
MODIFIED EPA METHOD TO-15 GC/MS FULL SCAN

Client Sample ID: VMP-14-20-021811

Lab ID#: 1102390A-01A

Compound	Rpt. Limit (ppbv)	Amount (ppbv)	Rpt. Limit (ug/m3)	Amount (ug/m3)
Hexane	22000	90000	78000	320000
Cyclohexane	22000	46000	76000	160000
2,2,4-Trimethylpentane	22000	47000	100000	220000
Benzene	22000	6400000	71000	20000000
Heptane	22000	12000 J	91000	47000 J

Client Sample ID: VMP-14-29-021811

Lab ID#: 1102390A-02A

Compound	Rpt. Limit (ppbv)	Amount (ppbv)	Rpt. Limit (ug/m3)	Amount (ug/m3)
Acetone	130000	100000 J	300000	240000 J
Hexane	32000	150000	110000	530000
Cyclohexane	32000	51000	110000	180000
2,2,4-Trimethylpentane	32000	68000	150000	320000
Benzene	32000	13000000	100000	40000000
Heptane	32000	27000 J	130000	110000 J
Toluene	32000	13000 J	120000	47000 J

Client Sample ID: VMP-13-5-021811

Lab ID#: 1102390A-03A

Compound	Rpt. Limit (ppbv)	Amount (ppbv)	Rpt. Limit (ug/m3)	Amount (ug/m3)
Freon 12	1.4	0.48 J	6.8	2.4 J
Ethanol	5.5	13	10	24
Acetone	5.5	5.4 J	13	13 J
2-Propanol	5.5	2.7 J	14	6.6 J
Hexane	1.4	0.62 J	4.9	2.2 J
2-Butanone (Methyl Ethyl Ketone)	1.4	0.65 J	4.1	1.9 J
Cyclohexane	1.4	0.87 J	4.8	3.0 J
2,2,4-Trimethylpentane	1.4	0.60 J	6.4	2.8 J
Benzene	1.4	0.72 J	4.4	2.3 J

Summary of Detected Compounds
MODIFIED EPA METHOD TO-15 GC/MS FULL SCAN

Client Sample ID: VMP-13-5-021811

Lab ID#: 1102390A-03A

Heptane	1.4	0.40 J	5.6	1.6 J
Toluene	1.4	3.0	5.2	11
2-Hexanone	5.5	0.16 J	23	0.65 J

Client Sample ID: VMP-13-10.5-021811

Lab ID#: 1102390A-04A

Compound	Rpt. Limit (ppbv)	Amount (ppbv)	Rpt. Limit (ug/m3)	Amount (ug/m3)
Acetone	2100	1200 J	5100	2800 J
Cyclohexane	540	230 J	1800	780 J
2,2,4-Trimethylpentane	540	3700	2500	17000
Benzene	540	130000	1700	420000

Client Sample ID: VMP-13-10.5-021811-Dup

Lab ID#: 1102390A-05A

Compound	Rpt. Limit (ppbv)	Amount (ppbv)	Rpt. Limit (ug/m3)	Amount (ug/m3)
Cyclohexane	520	260 J	1800	900 J
2,2,4-Trimethylpentane	520	3900	2400	18000
Benzene	520	130000	1600	420000

Client Sample ID: VMP-13-21.5-021811

Lab ID#: 1102390A-06A

Compound	Rpt. Limit (ppbv)	Amount (ppbv)	Rpt. Limit (ug/m3)	Amount (ug/m3)
2-Propanol	2800	680 J	6900	1700 J
Carbon Disulfide	700	120 J	2200	360 J
Methylene Chloride	700	150 J	2400	510 J
Cyclohexane	700	200 J	2400	700 J
2,2,4-Trimethylpentane	700	3300	3300	15000
Benzene	700	200000	2200	640000
Toluene	700	140 J	2600	540 J
Styrene	700	120 J	3000	530 J

Air Toxics LTD.
Laboratory Services Since 1989

Summary of Detected Compounds
MODIFIED EPA METHOD TO-15 GC/MS FULL SCAN

Client Sample ID: VMP-13-29.5-021811

Lab ID#: 1102390A-07A

Compound	Rpt. Limit (ppbv)	Amount (ppbv)	Rpt. Limit (ug/m3)	Amount (ug/m3)
Benzene	22000	5400000	69000	17000000
Toluene	22000	4300 J	81000	16000 J

Air Toxics LTD.
Laboratory Services Since 1989

Client Sample ID: VMP-14-20-021811

Lab ID#: 1102390A-01A

MODIFIED EPA METHOD TO-15 GC/MS FULL SCAN

File Name:	**2022408**	**Date of Collection:**	**2/18/11 11:25:00 AM**
Dil. Factor:	**44300**	**Date of Analysis:**	**2/24/11 06:13 PM**

Compound	Rpt. Limit (ppbv)	Amount (ppbv)	Rpt. Limit (ug/m3)	Amount (ug/m3)
Freon 12	22000	Not Detected	110000	Not Detected
Freon 114	22000	Not Detected	150000	Not Detected
Chloromethane	89000	Not Detected	180000	Not Detected
Vinyl Chloride	22000	Not Detected	57000	Not Detected
1,3-Butadiene	22000	Not Detected	49000	Not Detected
Bromomethane	22000	Not Detected	86000	Not Detected
Chloroethane	22000	Not Detected	58000	Not Detected
Freon 11	22000	Not Detected	120000	Not Detected
Ethanol	89000	Not Detected	170000	Not Detected
Freon 113	22000	Not Detected	170000	Not Detected
1,1-Dichloroethene	22000	Not Detected	88000	Not Detected
Acetone	89000	Not Detected	210000	Not Detected
2-Propanol	89000	Not Detected	220000	Not Detected
Carbon Disulfide	22000	Not Detected	69000	Not Detected
3-Chloropropene	89000	Not Detected	280000	Not Detected
Methylene Chloride	22000	Not Detected	77000	Not Detected
Methyl tert-butyl ether	22000	Not Detected	80000	Not Detected
trans-1,2-Dichloroethene	22000	Not Detected	88000	Not Detected
Hexane	22000	90000	78000	320000
1,1-Dichloroethane	22000	Not Detected	90000	Not Detected
2-Butanone (Methyl Ethyl Ketone)	22000	Not Detected	65000	Not Detected
cis-1,2-Dichloroethene	22000	Not Detected	88000	Not Detected
Tetrahydrofuran	22000	Not Detected	65000	Not Detected
Chloroform	22000	Not Detected	110000	Not Detected
1,1,1-Trichloroethane	22000	Not Detected	120000	Not Detected
Cyclohexane	22000	46000	76000	160000
Carbon Tetrachloride	22000	Not Detected	140000	Not Detected
2,2,4-Trimethylpentane	22000	47000	100000	220000
Benzene	22000	6400000	71000	20000000
1,2-Dichloroethane	22000	Not Detected	90000	Not Detected
Heptane	22000	12000 J	91000	47000 J
Trichloroethene	22000	Not Detected	120000	Not Detected
1,2-Dichloropropane	22000	Not Detected	100000	Not Detected
1,4-Dioxane	89000	Not Detected	320000	Not Detected
Bromodichloromethane	22000	Not Detected	150000	Not Detected
cis-1,3-Dichloropropene	22000	Not Detected	100000	Not Detected
4-Methyl-2-pentanone	22000	Not Detected	91000	Not Detected
Toluene	22000	Not Detected	83000	Not Detected
trans-1,3-Dichloropropene	22000	Not Detected	100000	Not Detected
1,1,2-Trichloroethane	22000	Not Detected	120000	Not Detected
Tetrachloroethene	22000	Not Detected	150000	Not Detected

Air Toxics LTD.
Laboratory Services Since 1989

Client Sample ID: VMP-14-20-021811

Lab ID#: 1102390A-01A

MODIFIED EPA METHOD TO-15 GC/MS FULL SCAN

File Name:	**2022408**	**Date of Collection:**	**2/18/11 11:25:00 AM**
Dil. Factor:	**44300**	**Date of Analysis:**	**2/24/11 06:13 PM**

Compound	Rpt. Limit (ppbv)	Amount (ppbv)	Rpt. Limit (ug/m3)	Amount (ug/m3)
2-Hexanone	89000	Not Detected	360000	Not Detected
Dibromochloromethane	22000	Not Detected	190000	Not Detected
1,2-Dibromoethane (EDB)	22000	Not Detected	170000	Not Detected
Chlorobenzene	22000	Not Detected	100000	Not Detected
Ethyl Benzene	22000	Not Detected	96000	Not Detected
m,p-Xylene	22000	Not Detected	96000	Not Detected
o-Xylene	22000	Not Detected	96000	Not Detected
Styrene	22000	Not Detected	94000	Not Detected
Bromoform	22000	Not Detected	230000	Not Detected
Cumene	22000	Not Detected	110000	Not Detected
1,1,2,2-Tetrachloroethane	22000	Not Detected	150000	Not Detected
Propylbenzene	22000	Not Detected	110000	Not Detected
4-Ethyltoluene	22000	Not Detected	110000	Not Detected
1,3,5-Trimethylbenzene	22000	Not Detected	110000	Not Detected
1,2,4-Trimethylbenzene	22000	Not Detected	110000	Not Detected
1,3-Dichlorobenzene	22000	Not Detected	130000	Not Detected
1,4-Dichlorobenzene	22000	Not Detected	130000	Not Detected
alpha-Chlorotoluene	22000	Not Detected	110000	Not Detected
1,2-Dichlorobenzene	22000	Not Detected	130000	Not Detected
1,2,4-Trichlorobenzene	89000	Not Detected	660000	Not Detected
Hexachlorobutadiene	89000	Not Detected	940000	Not Detected

J = Estimated value.

Container Type: 1 Liter Summa Canister

Surrogates	%Recovery	Method Limits
Toluene-d8	95	70-130
1,2-Dichloroethane-d4	93	70-130
4-Bromofluorobenzene	90	70-130

Air Toxics LTD.
Laboratory Services Since 1989

Client Sample ID: VMP-14-29-021811

Lab ID#: 1102390A-02A

MODIFIED EPA METHOD TO-15 GC/MS FULL SCAN

File Name:	**2022511**	**Date of Collection:**	**2/18/11 12:38:00 PM**
Dil. Factor:	**64200**	**Date of Analysis:**	**2/25/11 01:24 PM**

Compound	Rpt. Limit (ppbv)	Amount (ppbv)	Rpt. Limit (ug/m3)	Amount (ug/m3)
Freon 12	32000	Not Detected	160000	Not Detected
Freon 114	32000	Not Detected	220000	Not Detected
Chloromethane	130000	Not Detected	260000	Not Detected
Vinyl Chloride	32000	Not Detected	82000	Not Detected
1,3-Butadiene	32000	Not Detected	71000	Not Detected
Bromomethane	32000	Not Detected	120000	Not Detected
Chloroethane	32000	Not Detected	85000	Not Detected
Freon 11	32000	Not Detected	180000	Not Detected
Ethanol	130000	Not Detected	240000	Not Detected
Freon 113	32000	Not Detected	250000	Not Detected
1,1-Dichloroethene	32000	Not Detected	130000	Not Detected
Acetone	130000	100000 J	300000	240000 J
2-Propanol	130000	Not Detected	320000	Not Detected
Carbon Disulfide	32000	Not Detected	100000	Not Detected
3-Chloropropene	130000	Not Detected	400000	Not Detected
Methylene Chloride	32000	Not Detected	110000	Not Detected
Methyl tert-butyl ether	32000	Not Detected	120000	Not Detected
trans-1,2-Dichloroethene	32000	Not Detected	130000	Not Detected
Hexane	32000	150000	110000	530000
1,1-Dichloroethane	32000	Not Detected	130000	Not Detected
2-Butanone (Methyl Ethyl Ketone)	32000	Not Detected	95000	Not Detected
cis-1,2-Dichloroethene	32000	Not Detected	130000	Not Detected
Tetrahydrofuran	32000	Not Detected	95000	Not Detected
Chloroform	32000	Not Detected	160000	Not Detected
1,1,1-Trichloroethane	32000	Not Detected	180000	Not Detected
Cyclohexane	32000	51000	110000	180000
Carbon Tetrachloride	32000	Not Detected	200000	Not Detected
2,2,4-Trimethylpentane	32000	68000	150000	320000
Benzene	32000	13000000	100000	40000000
1,2-Dichloroethane	32000	Not Detected	130000	Not Detected
Heptane	32000	27000 J	130000	110000 J
Trichloroethene	32000	Not Detected	170000	Not Detected
1,2-Dichloropropane	32000	Not Detected	150000	Not Detected
1,4-Dioxane	130000	Not Detected	460000	Not Detected
Bromodichloromethane	32000	Not Detected	220000	Not Detected
cis-1,3-Dichloropropene	32000	Not Detected	140000	Not Detected
4-Methyl-2-pentanone	32000	Not Detected	130000	Not Detected
Toluene	32000	13000 J	120000	47000 J
trans-1,3-Dichloropropene	32000	Not Detected	140000	Not Detected
1,1,2-Trichloroethane	32000	Not Detected	180000	Not Detected
Tetrachloroethene	32000	Not Detected	220000	Not Detected

Air Toxics LTD.
Laboratory Services Since 1989

Client Sample ID: VMP-14-29-021811

Lab ID#: 1102390A-02A

MODIFIED EPA METHOD TO-15 GC/MS FULL SCAN

File Name:	**2022511**	**Date of Collection: 2/18/11 12:38:00 PM**	
Dil. Factor:	**64200**	**Date of Analysis: 2/25/11 01:24 PM**	

Compound	Rpt. Limit (ppbv)	Amount (ppbv)	Rpt. Limit (ug/m3)	Amount (ug/m3)
2-Hexanone	130000	Not Detected	520000	Not Detected
Dibromochloromethane	32000	Not Detected	270000	Not Detected
1,2-Dibromoethane (EDB)	32000	Not Detected	250000	Not Detected
Chlorobenzene	32000	Not Detected	150000	Not Detected
Ethyl Benzene	32000	Not Detected	140000	Not Detected
m,p-Xylene	32000	Not Detected	140000	Not Detected
o-Xylene	32000	Not Detected	140000	Not Detected
Styrene	32000	Not Detected	140000	Not Detected
Bromoform	32000	Not Detected	330000	Not Detected
Cumene	32000	Not Detected	160000	Not Detected
1,1,2,2-Tetrachloroethane	32000	Not Detected	220000	Not Detected
Propylbenzene	32000	Not Detected	160000	Not Detected
4-Ethyltoluene	32000	Not Detected	160000	Not Detected
1,3,5-Trimethylbenzene	32000	Not Detected	160000	Not Detected
1,2,4-Trimethylbenzene	32000	Not Detected	160000	Not Detected
1,3-Dichlorobenzene	32000	Not Detected	190000	Not Detected
1,4-Dichlorobenzene	32000	Not Detected	190000	Not Detected
alpha-Chlorotoluene	32000	Not Detected	170000	Not Detected
1,2-Dichlorobenzene	32000	Not Detected	190000	Not Detected
1,2,4-Trichlorobenzene	130000	Not Detected	950000	Not Detected
Hexachlorobutadiene	130000	Not Detected	1400000	Not Detected

J = Estimated value.

Container Type: 1 Liter Summa Canister

Surrogates	%Recovery	Method Limits
Toluene-d8	97	70-130
1,2-Dichloroethane-d4	91	70-130
4-Bromofluorobenzene	97	70-130

Air Toxics LTD.
Laboratory Services Since 1989

Client Sample ID: VMP-13-5-021811

Lab ID#: 1102390A-03A

MODIFIED EPA METHOD TO-15 GC/MS FULL SCAN

File Name:	**2022318**	**Date of Collection:**	**2/18/11 9:49:00 AM**
Dil. Factor:	**2.76**	**Date of Analysis:**	**2/23/11 09:07 PM**

Compound	Rpt. Limit (ppbv)	Amount (ppbv)	Rpt. Limit (ug/m3)	Amount (ug/m3)
Freon 12	1.4	0.48 J	6.8	2.4 J
Freon 114	1.4	Not Detected	9.6	Not Detected
Chloromethane	5.5	Not Detected	11	Not Detected
Vinyl Chloride	1.4	Not Detected	3.5	Not Detected
1,3-Butadiene	1.4	Not Detected	3.0	Not Detected
Bromomethane	1.4	Not Detected	5.4	Not Detected
Chloroethane	1.4	Not Detected	3.6	Not Detected
Freon 11	1.4	Not Detected	7.8	Not Detected
Ethanol	5.5	13	10	24
Freon 113	1.4	Not Detected	10	Not Detected
1,1-Dichloroethene	1.4	Not Detected	5.5	Not Detected
Acetone	5.5	5.4 J	13	13 J
2-Propanol	5.5	2.7 J	14	6.6 J
Carbon Disulfide	1.4	Not Detected	4.3	Not Detected
3-Chloropropene	5.5	Not Detected	17	Not Detected
Methylene Chloride	1.4	Not Detected	4.8	Not Detected
Methyl tert-butyl ether	1.4	Not Detected	5.0	Not Detected
trans-1,2-Dichloroethene	1.4	Not Detected	5.5	Not Detected
Hexane	1.4	0.62 J	4.9	2.2 J
1,1-Dichloroethane	1.4	Not Detected	5.6	Not Detected
2-Butanone (Methyl Ethyl Ketone)	1.4	0.65 J	4.1	1.9 J
cis-1,2-Dichloroethene	1.4	Not Detected	5.5	Not Detected
Tetrahydrofuran	1.4	Not Detected	4.1	Not Detected
Chloroform	1.4	Not Detected	6.7	Not Detected
1,1,1-Trichloroethane	1.4	Not Detected	7.5	Not Detected
Cyclohexane	1.4	0.87 J	4.8	3.0 J
Carbon Tetrachloride	1.4	Not Detected	8.7	Not Detected
2,2,4-Trimethylpentane	1.4	0.60 J	6.4	2.8 J
Benzene	1.4	0.72 J	4.4	2.3 J
1,2-Dichloroethane	1.4	Not Detected	5.6	Not Detected
Heptane	1.4	0.40 J	5.6	1.6 J
Trichloroethene	1.4	Not Detected	7.4	Not Detected
1,2-Dichloropropane	1.4	Not Detected	6.4	Not Detected
1,4-Dioxane	5.5	Not Detected	20	Not Detected
Bromodichloromethane	1.4	Not Detected	9.2	Not Detected
cis-1,3-Dichloropropene	1.4	Not Detected	6.3	Not Detected
4-Methyl-2-pentanone	1.4	Not Detected	5.6	Not Detected
Toluene	1.4	3.0	5.2	11
trans-1,3-Dichloropropene	1.4	Not Detected	6.3	Not Detected
1,1,2-Trichloroethane	1.4	Not Detected	7.5	Not Detected
Tetrachloroethene	1.4	Not Detected	9.4	Not Detected

Air Toxics LTD.
Laboratory Services Since 1989

Client Sample ID: VMP-13-5-021811

Lab ID#: 1102390A-03A

MODIFIED EPA METHOD TO-15 GC/MS FULL SCAN

File Name:	**2022318**	**Date of Collection: 2/18/11 9:49:00 AM**	
Dil. Factor:	**2.76**	**Date of Analysis: 2/23/11 09:07 PM**	

Compound	Rpt. Limit (ppbv)	Amount (ppbv)	Rpt. Limit (ug/m3)	Amount (ug/m3)
2-Hexanone	5.5	0.16 J	23	0.65 J
Dibromochloromethane	1.4	Not Detected	12	Not Detected
1,2-Dibromoethane (EDB)	1.4	Not Detected	11	Not Detected
Chlorobenzene	1.4	Not Detected	6.4	Not Detected
Ethyl Benzene	1.4	Not Detected	6.0	Not Detected
m,p-Xylene	1.4	Not Detected	6.0	Not Detected
o-Xylene	1.4	Not Detected	6.0	Not Detected
Styrene	1.4	Not Detected	5.9	Not Detected
Bromoform	1.4	Not Detected	14	Not Detected
Cumene	1.4	Not Detected	6.8	Not Detected
1,1,2,2-Tetrachloroethane	1.4	Not Detected	9.5	Not Detected
Propylbenzene	1.4	Not Detected	6.8	Not Detected
4-Ethyltoluene	1.4	Not Detected	6.8	Not Detected
1,3,5-Trimethylbenzene	1.4	Not Detected	6.8	Not Detected
1,2,4-Trimethylbenzene	1.4	Not Detected	6.8	Not Detected
1,3-Dichlorobenzene	1.4	Not Detected	8.3	Not Detected
1,4-Dichlorobenzene	1.4	Not Detected	8.3	Not Detected
alpha-Chlorotoluene	1.4	Not Detected	7.1	Not Detected
1,2-Dichlorobenzene	1.4	Not Detected	8.3	Not Detected
1,2,4-Trichlorobenzene	5.5	Not Detected	41	Not Detected
Hexachlorobutadiene	5.5	Not Detected	59	Not Detected

J = Estimated value.

Container Type: 1 Liter Summa Canister

Surrogates	%Recovery	Method Limits
Toluene-d8	96	70-130
1,2-Dichloroethane-d4	96	70-130
4-Bromofluorobenzene	95	70-130

Air Toxics LTD.
Laboratory Services Since 1989

Client Sample ID: VMP-13-10.5-021811

Lab ID#: 1102390A-04A

MODIFIED EPA METHOD TO-15 GC/MS FULL SCAN

File Name:	**2022406**	**Date of Collection:**	**2/18/11 10:57:00 AM**
Dil. Factor:	**1070**	**Date of Analysis:**	**2/24/11 03:03 PM**

Compound	Rpt. Limit (ppbv)	Amount (ppbv)	Rpt. Limit (ug/m3)	Amount (ug/m3)
Freon 12	540	Not Detected	2600	Not Detected
Freon 114	540	Not Detected	3700	Not Detected
Chloromethane	2100	Not Detected	4400	Not Detected
Vinyl Chloride	540	Not Detected	1400	Not Detected
1,3-Butadiene	540	Not Detected	1200	Not Detected
Bromomethane	540	Not Detected	2100	Not Detected
Chloroethane	540	Not Detected	1400	Not Detected
Freon 11	540	Not Detected	3000	Not Detected
Ethanol	2100	Not Detected	4000	Not Detected
Freon 113	540	Not Detected	4100	Not Detected
1,1-Dichloroethene	540	Not Detected	2100	Not Detected
Acetone	2100	1200 J	5100	2800 J
2-Propanol	2100	Not Detected	5200	Not Detected
Carbon Disulfide	540	Not Detected	1700	Not Detected
3-Chloropropene	2100	Not Detected	6700	Not Detected
Methylene Chloride	540	Not Detected	1800	Not Detected
Methyl tert-butyl ether	540	Not Detected	1900	Not Detected
trans-1,2-Dichloroethene	540	Not Detected	2100	Not Detected
Hexane	540	Not Detected	1900	Not Detected
1,1-Dichloroethane	540	Not Detected	2200	Not Detected
2-Butanone (Methyl Ethyl Ketone)	540	Not Detected	1600	Not Detected
cis-1,2-Dichloroethene	540	Not Detected	2100	Not Detected
Tetrahydrofuran	540	Not Detected	1600	Not Detected
Chloroform	540	Not Detected	2600	Not Detected
1,1,1-Trichloroethane	540	Not Detected	2900	Not Detected
Cyclohexane	540	230 J	1800	780 J
Carbon Tetrachloride	540	Not Detected	3400	Not Detected
2,2,4-Trimethylpentane	540	3700	2500	17000
Benzene	540	130000	1700	420000
1,2-Dichloroethane	540	Not Detected	2200	Not Detected
Heptane	540	Not Detected	2200	Not Detected
Trichloroethene	540	Not Detected	2900	Not Detected
1,2-Dichloropropane	540	Not Detected	2500	Not Detected
1,4-Dioxane	2100	Not Detected	7700	Not Detected
Bromodichloromethane	540	Not Detected	3600	Not Detected
cis-1,3-Dichloropropene	540	Not Detected	2400	Not Detected
4-Methyl-2-pentanone	540	Not Detected	2200	Not Detected
Toluene	540	Not Detected	2000	Not Detected
trans-1,3-Dichloropropene	540	Not Detected	2400	Not Detected
1,1,2-Trichloroethane	540	Not Detected	2900	Not Detected
Tetrachloroethene	540	Not Detected	3600	Not Detected

Air Toxics LTD.
Laboratory Services Since 1989

Client Sample ID: VMP-13-10.5-021811

Lab ID#: 1102390A-04A

MODIFIED EPA METHOD TO-15 GC/MS FULL SCAN

File Name:	**2022406**	**Date of Collection:**	**2/18/11 10:57:00 AM**
Dil. Factor:	**1070**	**Date of Analysis:**	**2/24/11 03:03 PM**

Compound	Rpt. Limit (ppbv)	Amount (ppbv)	Rpt. Limit (ug/m3)	Amount (ug/m3)
2-Hexanone	2100	Not Detected	8800	Not Detected
Dibromochloromethane	540	Not Detected	4600	Not Detected
1,2-Dibromoethane (EDB)	540	Not Detected	4100	Not Detected
Chlorobenzene	540	Not Detected	2500	Not Detected
Ethyl Benzene	540	Not Detected	2300	Not Detected
m,p-Xylene	540	Not Detected	2300	Not Detected
o-Xylene	540	Not Detected	2300	Not Detected
Styrene	540	Not Detected	2300	Not Detected
Bromoform	540	Not Detected	5500	Not Detected
Cumene	540	Not Detected	2600	Not Detected
1,1,2,2-Tetrachloroethane	540	Not Detected	3700	Not Detected
Propylbenzene	540	Not Detected	2600	Not Detected
4-Ethyltoluene	540	Not Detected	2600	Not Detected
1,3,5-Trimethylbenzene	540	Not Detected	2600	Not Detected
1,2,4-Trimethylbenzene	540	Not Detected	2600	Not Detected
1,3-Dichlorobenzene	540	Not Detected	3200	Not Detected
1,4-Dichlorobenzene	540	Not Detected	3200	Not Detected
alpha-Chlorotoluene	540	Not Detected	2800	Not Detected
1,2-Dichlorobenzene	540	Not Detected	3200	Not Detected
1,2,4-Trichlorobenzene	2100	Not Detected	16000	Not Detected
Hexachlorobutadiene	2100	Not Detected	23000	Not Detected

J = Estimated value.

Container Type: 1 Liter Summa Canister

Surrogates	%Recovery	Method Limits
Toluene-d8	97	70-130
1,2-Dichloroethane-d4	85	70-130
4-Bromofluorobenzene	100	70-130

Air Toxics LTD.
Laboratory Services Since 1989

Client Sample ID: VMP-13-10.5-021811-Dup

Lab ID#: 1102390A-05A

MODIFIED EPA METHOD TO-15 GC/MS FULL SCAN

File Name:	**2022410**	**Date of Collection:**	**2/18/11 10:57:00 AM**
Dil. Factor:	**1030**	**Date of Analysis:**	**2/24/11 07:37 PM**

Compound	Rpt. Limit (ppbv)	Amount (ppbv)	Rpt. Limit (ug/m3)	Amount (ug/m3)
Freon 12	520	Not Detected	2500	Not Detected
Freon 114	520	Not Detected	3600	Not Detected
Chloromethane	2100	Not Detected	4200	Not Detected
Vinyl Chloride	520	Not Detected	1300	Not Detected
1,3-Butadiene	520	Not Detected	1100	Not Detected
Bromomethane	520	Not Detected	2000	Not Detected
Chloroethane	520	Not Detected	1400	Not Detected
Freon 11	520	Not Detected	2900	Not Detected
Ethanol	2100	Not Detected	3900	Not Detected
Freon 113	520	Not Detected	3900	Not Detected
1,1-Dichloroethene	520	Not Detected	2000	Not Detected
Acetone	2100	Not Detected	4900	Not Detected
2-Propanol	2100	Not Detected	5100	Not Detected
Carbon Disulfide	520	Not Detected	1600	Not Detected
3-Chloropropene	2100	Not Detected	6400	Not Detected
Methylene Chloride	520	Not Detected	1800	Not Detected
Methyl tert-butyl ether	520	Not Detected	1800	Not Detected
trans-1,2-Dichloroethene	520	Not Detected	2000	Not Detected
Hexane	520	Not Detected	1800	Not Detected
1,1-Dichloroethane	520	Not Detected	2100	Not Detected
2-Butanone (Methyl Ethyl Ketone)	520	Not Detected	1500	Not Detected
cis-1,2-Dichloroethene	520	Not Detected	2000	Not Detected
Tetrahydrofuran	520	Not Detected	1500	Not Detected
Chloroform	520	Not Detected	2500	Not Detected
1,1,1-Trichloroethane	520	Not Detected	2800	Not Detected
Cyclohexane	520	260 J	1800	900 J
Carbon Tetrachloride	520	Not Detected	3200	Not Detected
2,2,4-Trimethylpentane	520	3900	2400	18000
Benzene	520	130000	1600	420000
1,2-Dichloroethane	520	Not Detected	2100	Not Detected
Heptane	520	Not Detected	2100	Not Detected
Trichloroethene	520	Not Detected	2800	Not Detected
1,2-Dichloropropane	520	Not Detected	2400	Not Detected
1,4-Dioxane	2100	Not Detected	7400	Not Detected
Bromodichloromethane	520	Not Detected	3400	Not Detected
cis-1,3-Dichloropropene	520	Not Detected	2300	Not Detected
4-Methyl-2-pentanone	520	Not Detected	2100	Not Detected
Toluene	520	Not Detected	1900	Not Detected
trans-1,3-Dichloropropene	520	Not Detected	2300	Not Detected
1,1,2-Trichloroethane	520	Not Detected	2800	Not Detected
Tetrachloroethene	520	Not Detected	3500	Not Detected

Air Toxics LTD.
Laboratory Services Since 1989

Client Sample ID: VMP-13-10.5-021811-Dup

Lab ID#: 1102390A-05A

MODIFIED EPA METHOD TO-15 GC/MS FULL SCAN

File Name:	**2022410**	**Date of Collection:**	**2/18/11 10:57:00 AM**
Dil. Factor:	**1030**	**Date of Analysis:**	**2/24/11 07:37 PM**

Compound	Rpt. Limit (ppbv)	Amount (ppbv)	Rpt. Limit (ug/m3)	Amount (ug/m3)
2-Hexanone	2100	Not Detected	8400	Not Detected
Dibromochloromethane	520	Not Detected	4400	Not Detected
1,2-Dibromoethane (EDB)	520	Not Detected	4000	Not Detected
Chlorobenzene	520	Not Detected	2400	Not Detected
Ethyl Benzene	520	Not Detected	2200	Not Detected
m,p-Xylene	520	Not Detected	2200	Not Detected
o-Xylene	520	Not Detected	2200	Not Detected
Styrene	520	Not Detected	2200	Not Detected
Bromoform	520	Not Detected	5300	Not Detected
Cumene	520	Not Detected	2500	Not Detected
1,1,2,2-Tetrachloroethane	520	Not Detected	3500	Not Detected
Propylbenzene	520	Not Detected	2500	Not Detected
4-Ethyltoluene	520	Not Detected	2500	Not Detected
1,3,5-Trimethylbenzene	520	Not Detected	2500	Not Detected
1,2,4-Trimethylbenzene	520	Not Detected	2500	Not Detected
1,3-Dichlorobenzene	520	Not Detected	3100	Not Detected
1,4-Dichlorobenzene	520	Not Detected	3100	Not Detected
alpha-Chlorotoluene	520	Not Detected	2700	Not Detected
1,2-Dichlorobenzene	520	Not Detected	3100	Not Detected
1,2,4-Trichlorobenzene	2100	Not Detected	15000	Not Detected
Hexachlorobutadiene	2100	Not Detected	22000	Not Detected

J = Estimated value.

Container Type: 1 Liter Summa Canister

Surrogates	%Recovery	Method Limits
Toluene-d8	98	70-130
1,2-Dichloroethane-d4	89	70-130
4-Bromofluorobenzene	97	70-130

Air Toxics LTD.
Laboratory Services Since 1989

Client Sample ID: VMP-13-21.5-021811

Lab ID#: 1102390A-06A

MODIFIED EPA METHOD TO-15 GC/MS FULL SCAN

File Name:	**2022506**	**Date of Collection:**	**2/18/11 1:22:00 PM**
Dil. Factor:	**1400**	**Date of Analysis:**	**2/25/11 10:01 AM**

Compound	Rpt. Limit (ppbv)	Amount (ppbv)	Rpt. Limit (ug/m3)	Amount (ug/m3)
Freon 12	700	Not Detected	3500	Not Detected
Freon 114	700	Not Detected	4900	Not Detected
Chloromethane	2800	Not Detected	5800	Not Detected
Vinyl Chloride	700	Not Detected	1800	Not Detected
1,3-Butadiene	700	Not Detected	1500	Not Detected
Bromomethane	700	Not Detected	2700	Not Detected
Chloroethane	700	Not Detected	1800	Not Detected
Freon 11	700	Not Detected	3900	Not Detected
Ethanol	2800	Not Detected	5300	Not Detected
Freon 113	700	Not Detected	5400	Not Detected
1,1-Dichloroethene	700	Not Detected	2800	Not Detected
Acetone	2800	Not Detected	6600	Not Detected
2-Propanol	2800	680 J	6900	1700 J
Carbon Disulfide	700	120 J	2200	360 J
3-Chloropropene	2800	Not Detected	8800	Not Detected
Methylene Chloride	700	150 J	2400	510 J
Methyl tert-butyl ether	700	Not Detected	2500	Not Detected
trans-1,2-Dichloroethene	700	Not Detected	2800	Not Detected
Hexane	700	Not Detected	2500	Not Detected
1,1-Dichloroethane	700	Not Detected	2800	Not Detected
2-Butanone (Methyl Ethyl Ketone)	700	Not Detected	2100	Not Detected
cis-1,2-Dichloroethene	700	Not Detected	2800	Not Detected
Tetrahydrofuran	700	Not Detected	2100	Not Detected
Chloroform	700	Not Detected	3400	Not Detected
1,1,1-Trichloroethane	700	Not Detected	3800	Not Detected
Cyclohexane	700	200 J	2400	700 J
Carbon Tetrachloride	700	Not Detected	4400	Not Detected
2,2,4-Trimethylpentane	700	3300	3300	15000
Benzene	700	200000	2200	640000
1,2-Dichloroethane	700	Not Detected	2800	Not Detected
Heptane	700	Not Detected	2900	Not Detected
Trichloroethene	700	Not Detected	3800	Not Detected
1,2-Dichloropropane	700	Not Detected	3200	Not Detected
1,4-Dioxane	2800	Not Detected	10000	Not Detected
Bromodichloromethane	700	Not Detected	4700	Not Detected
cis-1,3-Dichloropropene	700	Not Detected	3200	Not Detected
4-Methyl-2-pentanone	700	Not Detected	2900	Not Detected
Toluene	700	140 J	2600	540 J
trans-1,3-Dichloropropene	700	Not Detected	3200	Not Detected
1,1,2-Trichloroethane	700	Not Detected	3800	Not Detected
Tetrachloroethene	700	Not Detected	4700	Not Detected

Air Toxics LTD.
Laboratory Services Since 1989

Client Sample ID: VMP-13-21.5-021811

Lab ID#: 1102390A-06A

MODIFIED EPA METHOD TO-15 GC/MS FULL SCAN

File Name:	**2022506**	**Date of Collection: 2/18/11 1:22:00 PM**	
Dil. Factor:	**1400**	**Date of Analysis: 2/25/11 10:01 AM**	

Compound	Rpt. Limit (ppbv)	Amount (ppbv)	Rpt. Limit (ug/m3)	Amount (ug/m3)
2-Hexanone	2800	Not Detected	11000	Not Detected
Dibromochloromethane	700	Not Detected	6000	Not Detected
1,2-Dibromoethane (EDB)	700	Not Detected	5400	Not Detected
Chlorobenzene	700	Not Detected	3200	Not Detected
Ethyl Benzene	700	Not Detected	3000	Not Detected
m,p-Xylene	700	Not Detected	3000	Not Detected
o-Xylene	700	Not Detected	3000	Not Detected
Styrene	700	120 J	3000	530 J
Bromoform	700	Not Detected	7200	Not Detected
Cumene	700	Not Detected	3400	Not Detected
1,1,2,2-Tetrachloroethane	700	Not Detected	4800	Not Detected
Propylbenzene	700	Not Detected	3400	Not Detected
4-Ethyltoluene	700	Not Detected	3400	Not Detected
1,3,5-Trimethylbenzene	700	Not Detected	3400	Not Detected
1,2,4-Trimethylbenzene	700	Not Detected	3400	Not Detected
1,3-Dichlorobenzene	700	Not Detected	4200	Not Detected
1,4-Dichlorobenzene	700	Not Detected	4200	Not Detected
alpha-Chlorotoluene	700	Not Detected	3600	Not Detected
1,2-Dichlorobenzene	700	Not Detected	4200	Not Detected
1,2,4-Trichlorobenzene	2800	Not Detected	21000	Not Detected
Hexachlorobutadiene	2800	Not Detected	30000	Not Detected

J = Estimated value.

Container Type: 1 Liter Summa Canister

Surrogates	%Recovery	Method Limits
Toluene-d8	96	70-130
1,2-Dichloroethane-d4	88	70-130
4-Bromofluorobenzene	92	70-130

Air Toxics LTD.
Laboratory Services Since 1989

Client Sample ID: VMP-13-29.5-021811

Lab ID#: 1102390A-07A

MODIFIED EPA METHOD TO-15 GC/MS FULL SCAN

File Name:	**2022507**	**Date of Collection:**	**2/18/11 2:17:00 PM**
Dil. Factor:	**43200**	**Date of Analysis:**	**2/25/11 10:43 AM**

Compound	Rpt. Limit (ppbv)	Amount (ppbv)	Rpt. Limit (ug/m3)	Amount (ug/m3)
Freon 12	22000	Not Detected	110000	Not Detected
Freon 114	22000	Not Detected	150000	Not Detected
Chloromethane	86000	Not Detected	180000	Not Detected
Vinyl Chloride	22000	Not Detected	55000	Not Detected
1,3-Butadiene	22000	Not Detected	48000	Not Detected
Bromomethane	22000	Not Detected	84000	Not Detected
Chloroethane	22000	Not Detected	57000	Not Detected
Freon 11	22000	Not Detected	120000	Not Detected
Ethanol	86000	Not Detected	160000	Not Detected
Freon 113	22000	Not Detected	160000	Not Detected
1,1-Dichloroethene	22000	Not Detected	86000	Not Detected
Acetone	86000	Not Detected	200000	Not Detected
2-Propanol	86000	Not Detected	210000	Not Detected
Carbon Disulfide	22000	Not Detected	67000	Not Detected
3-Chloropropene	86000	Not Detected	270000	Not Detected
Methylene Chloride	22000	Not Detected	75000	Not Detected
Methyl tert-butyl ether	22000	Not Detected	78000	Not Detected
trans-1,2-Dichloroethene	22000	Not Detected	86000	Not Detected
Hexane	22000	Not Detected	76000	Not Detected
1,1-Dichloroethane	22000	Not Detected	87000	Not Detected
2-Butanone (Methyl Ethyl Ketone)	22000	Not Detected	64000	Not Detected
cis-1,2-Dichloroethene	22000	Not Detected	86000	Not Detected
Tetrahydrofuran	22000	Not Detected	64000	Not Detected
Chloroform	22000	Not Detected	100000	Not Detected
1,1,1-Trichloroethane	22000	Not Detected	120000	Not Detected
Cyclohexane	22000	Not Detected	74000	Not Detected
Carbon Tetrachloride	22000	Not Detected	140000	Not Detected
2,2,4-Trimethylpentane	22000	Not Detected	100000	Not Detected
Benzene	22000	5400000	69000	17000000
1,2-Dichloroethane	22000	Not Detected	87000	Not Detected
Heptane	22000	Not Detected	88000	Not Detected
Trichloroethene	22000	Not Detected	120000	Not Detected
1,2-Dichloropropane	22000	Not Detected	100000	Not Detected
1,4-Dioxane	86000	Not Detected	310000	Not Detected
Bromodichloromethane	22000	Not Detected	140000	Not Detected
cis-1,3-Dichloropropene	22000	Not Detected	98000	Not Detected
4-Methyl-2-pentanone	22000	Not Detected	88000	Not Detected
Toluene	22000	4300 J	81000	16000 J
trans-1,3-Dichloropropene	22000	Not Detected	98000	Not Detected
1,1,2-Trichloroethane	22000	Not Detected	120000	Not Detected
Tetrachloroethene	22000	Not Detected	150000	Not Detected

Air Toxics LTD.
Laboratory Services Since 1989

Client Sample ID: VMP-13-29.5-021811

Lab ID#: 1102390A-07A

MODIFIED EPA METHOD TO-15 GC/MS FULL SCAN

File Name:	**2022507**	**Date of Collection:**	**2/18/11 2:17:00 PM**
Dil. Factor:	**43200**	**Date of Analysis:**	**2/25/11 10:43 AM**

Compound	Rpt. Limit (ppbv)	Amount (ppbv)	Rpt. Limit (ug/m3)	Amount (ug/m3)
2-Hexanone	86000	Not Detected	350000	Not Detected
Dibromochloromethane	22000	Not Detected	180000	Not Detected
1,2-Dibromoethane (EDB)	22000	Not Detected	160000	Not Detected
Chlorobenzene	22000	Not Detected	99000	Not Detected
Ethyl Benzene	22000	Not Detected	94000	Not Detected
m,p-Xylene	22000	Not Detected	94000	Not Detected
o-Xylene	22000	Not Detected	94000	Not Detected
Styrene	22000	Not Detected	92000	Not Detected
Bromoform	22000	Not Detected	220000	Not Detected
Cumene	22000	Not Detected	110000	Not Detected
1,1,2,2-Tetrachloroethane	22000	Not Detected	150000	Not Detected
Propylbenzene	22000	Not Detected	110000	Not Detected
4-Ethyltoluene	22000	Not Detected	110000	Not Detected
1,3,5-Trimethylbenzene	22000	Not Detected	110000	Not Detected
1,2,4-Trimethylbenzene	22000	Not Detected	110000	Not Detected
1,3-Dichlorobenzene	22000	Not Detected	130000	Not Detected
1,4-Dichlorobenzene	22000	Not Detected	130000	Not Detected
alpha-Chlorotoluene	22000	Not Detected	110000	Not Detected
1,2-Dichlorobenzene	22000	Not Detected	130000	Not Detected
1,2,4-Trichlorobenzene	86000	Not Detected	640000	Not Detected
Hexachlorobutadiene	86000	Not Detected	920000	Not Detected

J = Estimated value.

Container Type: 1 Liter Summa Canister

Surrogates	%Recovery	Method Limits
Toluene-d8	94	70-130
1,2-Dichloroethane-d4	87	70-130
4-Bromofluorobenzene	97	70-130

Air Toxics LTD.
Laboratory Services Since 1989

Client Sample ID: Lab Blank

Lab ID#: 1102390A-08A

MODIFIED EPA METHOD TO-15 GC/MS FULL SCAN

File Name:	**2022306a**	**Date of Collection: NA**	
Dil. Factor:	**1.00**	**Date of Analysis: 2/23/11 08:54 AM**	

Compound	Rpt. Limit (ppbv)	Amount (ppbv)	Rpt. Limit (ug/m3)	Amount (ug/m3)
Freon 12	0.50	Not Detected	2.5	Not Detected
Freon 114	0.50	Not Detected	3.5	Not Detected
Chloromethane	2.0	Not Detected	4.1	Not Detected
Vinyl Chloride	0.50	Not Detected	1.3	Not Detected
1,3-Butadiene	0.50	Not Detected	1.1	Not Detected
Bromomethane	0.50	Not Detected	1.9	Not Detected
Chloroethane	0.50	Not Detected	1.3	Not Detected
Freon 11	0.50	Not Detected	2.8	Not Detected
Ethanol	2.0	Not Detected	3.8	Not Detected
Freon 113	0.50	Not Detected	3.8	Not Detected
1,1-Dichloroethene	0.50	Not Detected	2.0	Not Detected
Acetone	2.0	Not Detected	4.8	Not Detected
2-Propanol	2.0	Not Detected	4.9	Not Detected
Carbon Disulfide	0.50	Not Detected	1.6	Not Detected
3-Chloropropene	2.0	Not Detected	6.3	Not Detected
Methylene Chloride	0.50	Not Detected	1.7	Not Detected
Methyl tert-butyl ether	0.50	Not Detected	1.8	Not Detected
trans-1,2-Dichloroethene	0.50	Not Detected	2.0	Not Detected
Hexane	0.50	Not Detected	1.8	Not Detected
1,1-Dichloroethane	0.50	Not Detected	2.0	Not Detected
2-Butanone (Methyl Ethyl Ketone)	0.50	Not Detected	1.5	Not Detected
cis-1,2-Dichloroethene	0.50	Not Detected	2.0	Not Detected
Tetrahydrofuran	0.50	Not Detected	1.5	Not Detected
Chloroform	0.50	Not Detected	2.4	Not Detected
1,1,1-Trichloroethane	0.50	Not Detected	2.7	Not Detected
Cyclohexane	0.50	Not Detected	1.7	Not Detected
Carbon Tetrachloride	0.50	Not Detected	3.1	Not Detected
2,2,4-Trimethylpentane	0.50	Not Detected	2.3	Not Detected
Benzene	0.50	Not Detected	1.6	Not Detected
1,2-Dichloroethane	0.50	Not Detected	2.0	Not Detected
Heptane	0.50	Not Detected	2.0	Not Detected
Trichloroethene	0.50	Not Detected	2.7	Not Detected
1,2-Dichloropropane	0.50	Not Detected	2.3	Not Detected
1,4-Dioxane	2.0	Not Detected	7.2	Not Detected
Bromodichloromethane	0.50	Not Detected	3.4	Not Detected
cis-1,3-Dichloropropene	0.50	Not Detected	2.3	Not Detected
4-Methyl-2-pentanone	0.50	Not Detected	2.0	Not Detected
Toluene	0.50	Not Detected	1.9	Not Detected
trans-1,3-Dichloropropene	0.50	Not Detected	2.3	Not Detected
1,1,2-Trichloroethane	0.50	Not Detected	2.7	Not Detected
Tetrachloroethene	0.50	Not Detected	3.4	Not Detected

Air Toxics LTD.
Laboratory Services Since 1989

Client Sample ID: Lab Blank

Lab ID#: 1102390A-08A

MODIFIED EPA METHOD TO-15 GC/MS FULL SCAN

File Name:	**2022306a**	**Date of Collection: NA**	
Dil. Factor:	**1.00**	**Date of Analysis: 2/23/11 08:54 AM**	

Compound	Rpt. Limit (ppbv)	Amount (ppbv)	Rpt. Limit (ug/m3)	Amount (ug/m3)
2-Hexanone	2.0	Not Detected	8.2	Not Detected
Dibromochloromethane	0.50	Not Detected	4.2	Not Detected
1,2-Dibromoethane (EDB)	0.50	Not Detected	3.8	Not Detected
Chlorobenzene	0.50	Not Detected	2.3	Not Detected
Ethyl Benzene	0.50	Not Detected	2.2	Not Detected
m,p-Xylene	0.50	Not Detected	2.2	Not Detected
o-Xylene	0.50	Not Detected	2.2	Not Detected
Styrene	0.50	Not Detected	2.1	Not Detected
Bromoform	0.50	Not Detected	5.2	Not Detected
Cumene	0.50	Not Detected	2.4	Not Detected
1,1,2,2-Tetrachloroethane	0.50	Not Detected	3.4	Not Detected
Propylbenzene	0.50	Not Detected	2.4	Not Detected
4-Ethyltoluene	0.50	Not Detected	2.4	Not Detected
1,3,5-Trimethylbenzene	0.50	Not Detected	2.4	Not Detected
1,2,4-Trimethylbenzene	0.50	Not Detected	2.4	Not Detected
1,3-Dichlorobenzene	0.50	0.059 J	3.0	0.35 J
1,4-Dichlorobenzene	0.50	Not Detected	3.0	Not Detected
alpha-Chlorotoluene	0.50	Not Detected	2.6	Not Detected
1,2-Dichlorobenzene	0.50	Not Detected	3.0	Not Detected
1,2,4-Trichlorobenzene	2.0	Not Detected	15	Not Detected
Hexachlorobutadiene	2.0	Not Detected	21	Not Detected

J = Estimated value.

Container Type: NA - Not Applicable

Surrogates	%Recovery	Method Limits
Toluene-d8	98	70-130
1,2-Dichloroethane-d4	92	70-130
4-Bromofluorobenzene	99	70-130

Air Toxics LTD.
Laboratory Services Since 1989

Client Sample ID: Lab Blank

Lab ID#: 1102390A-08B

MODIFIED EPA METHOD TO-15 GC/MS FULL SCAN

File Name:	**2022405**	**Date of Collection: NA**	
Dil. Factor:	**1.00**	**Date of Analysis: 2/24/11 08:39 AM**	

Compound	Rpt. Limit (ppbv)	Amount (ppbv)	Rpt. Limit (ug/m3)	Amount (ug/m3)
Freon 12	0.50	Not Detected	2.5	Not Detected
Freon 114	0.50	Not Detected	3.5	Not Detected
Chloromethane	2.0	Not Detected	4.1	Not Detected
Vinyl Chloride	0.50	Not Detected	1.3	Not Detected
1,3-Butadiene	0.50	Not Detected	1.1	Not Detected
Bromomethane	0.50	Not Detected	1.9	Not Detected
Chloroethane	0.50	Not Detected	1.3	Not Detected
Freon 11	0.50	Not Detected	2.8	Not Detected
Ethanol	2.0	Not Detected	3.8	Not Detected
Freon 113	0.50	Not Detected	3.8	Not Detected
1,1-Dichloroethene	0.50	Not Detected	2.0	Not Detected
Acetone	2.0	Not Detected	4.8	Not Detected
2-Propanol	2.0	Not Detected	4.9	Not Detected
Carbon Disulfide	0.50	0.14 J	1.6	0.44 J
3-Chloropropene	2.0	Not Detected	6.3	Not Detected
Methylene Chloride	0.50	0.18 J	1.7	0.62 J
Methyl tert-butyl ether	0.50	Not Detected	1.8	Not Detected
trans-1,2-Dichloroethene	0.50	Not Detected	2.0	Not Detected
Hexane	0.50	Not Detected	1.8	Not Detected
1,1-Dichloroethane	0.50	Not Detected	2.0	Not Detected
2-Butanone (Methyl Ethyl Ketone)	0.50	Not Detected	1.5	Not Detected
cis-1,2-Dichloroethene	0.50	Not Detected	2.0	Not Detected
Tetrahydrofuran	0.50	Not Detected	1.5	Not Detected
Chloroform	0.50	Not Detected	2.4	Not Detected
1,1,1-Trichloroethane	0.50	Not Detected	2.7	Not Detected
Cyclohexane	0.50	Not Detected	1.7	Not Detected
Carbon Tetrachloride	0.50	Not Detected	3.1	Not Detected
2,2,4-Trimethylpentane	0.50	Not Detected	2.3	Not Detected
Benzene	0.50	Not Detected	1.6	Not Detected
1,2-Dichloroethane	0.50	Not Detected	2.0	Not Detected
Heptane	0.50	Not Detected	2.0	Not Detected
Trichloroethene	0.50	Not Detected	2.7	Not Detected
1,2-Dichloropropane	0.50	Not Detected	2.3	Not Detected
1,4-Dioxane	2.0	Not Detected	7.2	Not Detected
Bromodichloromethane	0.50	Not Detected	3.4	Not Detected
cis-1,3-Dichloropropene	0.50	Not Detected	2.3	Not Detected
4-Methyl-2-pentanone	0.50	Not Detected	2.0	Not Detected
Toluene	0.50	Not Detected	1.9	Not Detected
trans-1,3-Dichloropropene	0.50	0.16 J	2.3	0.73 J
1,1,2-Trichloroethane	0.50	Not Detected	2.7	Not Detected
Tetrachloroethene	0.50	Not Detected	3.4	Not Detected

Air Toxics LTD.
Laboratory Services Since 1989

Client Sample ID: Lab Blank

Lab ID#: 1102390A-08B

MODIFIED EPA METHOD TO-15 GC/MS FULL SCAN

File Name:	**2022405**	**Date of Collection: NA**	
Dil. Factor:	**1.00**	**Date of Analysis: 2/24/11 08:39 AM**	

Compound	Rpt. Limit (ppbv)	Amount (ppbv)	Rpt. Limit (ug/m3)	Amount (ug/m3)
2-Hexanone	2.0	Not Detected	8.2	Not Detected
Dibromochloromethane	0.50	Not Detected	4.2	Not Detected
1,2-Dibromoethane (EDB)	0.50	0.12 J	3.8	0.91 J
Chlorobenzene	0.50	Not Detected	2.3	Not Detected
Ethyl Benzene	0.50	Not Detected	2.2	Not Detected
m,p-Xylene	0.50	Not Detected	2.2	Not Detected
o-Xylene	0.50	Not Detected	2.2	Not Detected
Styrene	0.50	Not Detected	2.1	Not Detected
Bromoform	0.50	0.074 J	5.2	0.76 J
Cumene	0.50	Not Detected	2.4	Not Detected
1,1,2,2-Tetrachloroethane	0.50	Not Detected	3.4	Not Detected
Propylbenzene	0.50	Not Detected	2.4	Not Detected
4-Ethyltoluene	0.50	Not Detected	2.4	Not Detected
1,3,5-Trimethylbenzene	0.50	Not Detected	2.4	Not Detected
1,2,4-Trimethylbenzene	0.50	Not Detected	2.4	Not Detected
1,3-Dichlorobenzene	0.50	0.17 J	3.0	1.0 J
1,4-Dichlorobenzene	0.50	0.24 J	3.0	1.4 J
alpha-Chlorotoluene	0.50	0.15 J	2.6	0.78 J
1,2-Dichlorobenzene	0.50	0.16 J	3.0	0.98 J
1,2,4-Trichlorobenzene	2.0	0.38 J	15	2.8 J
Hexachlorobutadiene	2.0	Not Detected	21	Not Detected

J = Estimated value.

Container Type: NA - Not Applicable

Surrogates	%Recovery	Method Limits
Toluene-d8	99	70-130
1,2-Dichloroethane-d4	86	70-130
4-Bromofluorobenzene	98	70-130

Air Toxics LTD.
Laboratory Services Since 1989

Client Sample ID: Lab Blank

Lab ID#: 1102390A-08C

MODIFIED EPA METHOD TO-15 GC/MS FULL SCAN

File Name:	**2022505a**	**Date of Collection: NA**	
Dil. Factor:	**1.00**	**Date of Analysis: 2/25/11 09:09 AM**	

Compound	Rpt. Limit (ppbv)	Amount (ppbv)	Rpt. Limit (ug/m3)	Amount (ug/m3)
Freon 12	0.50	Not Detected	2.5	Not Detected
Freon 114	0.50	Not Detected	3.5	Not Detected
Chloromethane	2.0	Not Detected	4.1	Not Detected
Vinyl Chloride	0.50	Not Detected	1.3	Not Detected
1,3-Butadiene	0.50	Not Detected	1.1	Not Detected
Bromomethane	0.50	Not Detected	1.9	Not Detected
Chloroethane	0.50	Not Detected	1.3	Not Detected
Freon 11	0.50	Not Detected	2.8	Not Detected
Ethanol	2.0	Not Detected	3.8	Not Detected
Freon 113	0.50	Not Detected	3.8	Not Detected
1,1-Dichloroethene	0.50	Not Detected	2.0	Not Detected
Acetone	2.0	Not Detected	4.8	Not Detected
2-Propanol	2.0	Not Detected	4.9	Not Detected
Carbon Disulfide	0.50	0.24 J	1.6	0.75 J
3-Chloropropene	2.0	Not Detected	6.3	Not Detected
Methylene Chloride	0.50	0.20 J	1.7	0.71 J
Methyl tert-butyl ether	0.50	Not Detected	1.8	Not Detected
trans-1,2-Dichloroethene	0.50	Not Detected	2.0	Not Detected
Hexane	0.50	Not Detected	1.8	Not Detected
1,1-Dichloroethane	0.50	Not Detected	2.0	Not Detected
2-Butanone (Methyl Ethyl Ketone)	0.50	Not Detected	1.5	Not Detected
cis-1,2-Dichloroethene	0.50	0.10 J	2.0	0.41 J
Tetrahydrofuran	0.50	Not Detected	1.5	Not Detected
Chloroform	0.50	Not Detected	2.4	Not Detected
1,1,1-Trichloroethane	0.50	Not Detected	2.7	Not Detected
Cyclohexane	0.50	Not Detected	1.7	Not Detected
Carbon Tetrachloride	0.50	Not Detected	3.1	Not Detected
2,2,4-Trimethylpentane	0.50	Not Detected	2.3	Not Detected
Benzene	0.50	0.14 J	1.6	0.46 J
1,2-Dichloroethane	0.50	Not Detected	2.0	Not Detected
Heptane	0.50	Not Detected	2.0	Not Detected
Trichloroethene	0.50	Not Detected	2.7	Not Detected
1,2-Dichloropropane	0.50	Not Detected	2.3	Not Detected
1,4-Dioxane	2.0	Not Detected	7.2	Not Detected
Bromodichloromethane	0.50	Not Detected	3.4	Not Detected
cis-1,3-Dichloropropene	0.50	0.095 J	2.3	0.43 J
4-Methyl-2-pentanone	0.50	Not Detected	2.0	Not Detected
Toluene	0.50	Not Detected	1.9	Not Detected
trans-1,3-Dichloropropene	0.50	0.15 J	2.3	0.68 J
1,1,2-Trichloroethane	0.50	Not Detected	2.7	Not Detected
Tetrachloroethene	0.50	Not Detected	3.4	Not Detected

Air Toxics LTD.
Laboratory Services Since 1989

Client Sample ID: Lab Blank

Lab ID#: 1102390A-08C

MODIFIED EPA METHOD TO-15 GC/MS FULL SCAN

File Name:	**2022505a**	**Date of Collection: NA**	
Dil. Factor:	**1.00**	**Date of Analysis: 2/25/11 09:09 AM**	

Compound	Rpt. Limit (ppbv)	Amount (ppbv)	Rpt. Limit (ug/m3)	Amount (ug/m3)
2-Hexanone	2.0	Not Detected	8.2	Not Detected
Dibromochloromethane	0.50	Not Detected	4.2	Not Detected
1,2-Dibromoethane (EDB)	0.50	0.19 J	3.8	1.4 J
Chlorobenzene	0.50	0.10 J	2.3	0.48 J
Ethyl Benzene	0.50	Not Detected	2.2	Not Detected
m,p-Xylene	0.50	Not Detected	2.2	Not Detected
o-Xylene	0.50	Not Detected	2.2	Not Detected
Styrene	0.50	0.074 J	2.1	0.32 J
Bromoform	0.50	0.10 J	5.2	1.0 J
Cumene	0.50	Not Detected	2.4	Not Detected
1,1,2,2-Tetrachloroethane	0.50	0.080 J	3.4	0.55 J
Propylbenzene	0.50	Not Detected	2.4	Not Detected
4-Ethyltoluene	0.50	0.048 J	2.4	0.24 J
1,3,5-Trimethylbenzene	0.50	Not Detected	2.4	Not Detected
1,2,4-Trimethylbenzene	0.50	Not Detected	2.4	Not Detected
1,3-Dichlorobenzene	0.50	0.24 J	3.0	1.4 J
1,4-Dichlorobenzene	0.50	0.23 J	3.0	1.4 J
alpha-Chlorotoluene	0.50	0.19 J	2.6	0.99 J
1,2-Dichlorobenzene	0.50	0.19 J	3.0	1.1 J
1,2,4-Trichlorobenzene	2.0	0.42 J	15	3.1 J
Hexachlorobutadiene	2.0	Not Detected	21	Not Detected

J = Estimated value.

Container Type: NA - Not Applicable

Surrogates	%Recovery	Method Limits
Toluene-d8	96	70-130
1,2-Dichloroethane-d4	89	70-130
4-Bromofluorobenzene	100	70-130

Air Toxics LTD.
Laboratory Services Since 1989

Client Sample ID: CCV

Lab ID#: 1102390A-09A

MODIFIED EPA METHOD TO-15 GC/MS FULL SCAN

File Name:	**2022302**	**Date of Collection: NA**	
Dil. Factor:	**1.00**	**Date of Analysis: 2/23/11 06:41 AM**	

Compound	%Recovery
Freon 12	99
Freon 114	111
Chloromethane	92
Vinyl Chloride	97
1,3-Butadiene	93
Bromomethane	114
Chloroethane	100
Freon 11	99
Ethanol	103
Freon 113	106
1,1-Dichloroethene	114
Acetone	99
2-Propanol	99
Carbon Disulfide	97
3-Chloropropene	107
Methylene Chloride	104
Methyl tert-butyl ether	93
trans-1,2-Dichloroethene	97
Hexane	89
1,1-Dichloroethane	92
2-Butanone (Methyl Ethyl Ketone)	96
cis-1,2-Dichloroethene	96
Tetrahydrofuran	87
Chloroform	97
1,1,1-Trichloroethane	99
Cyclohexane	97
Carbon Tetrachloride	101
2,2,4-Trimethylpentane	88
Benzene	96
1,2-Dichloroethane	95
Heptane	92
Trichloroethene	107
1,2-Dichloropropane	93
1,4-Dioxane	103
Bromodichloromethane	101
cis-1,3-Dichloropropene	101
4-Methyl-2-pentanone	97
Toluene	101
trans-1,3-Dichloropropene	102
1,1,2-Trichloroethane	102
Tetrachloroethene	109

Air Toxics LTD.
Laboratory Services Since 1989

Client Sample ID: CCV

Lab ID#: 1102390A-09A

MODIFIED EPA METHOD TO-15 GC/MS FULL SCAN

File Name:	**2022302**	**Date of Collection: NA**	
Dil. Factor:	**1.00**	**Date of Analysis: 2/23/11 06:41 AM**	

Compound	%Recovery
2-Hexanone	102
Dibromochloromethane	108
1,2-Dibromoethane (EDB)	103
Chlorobenzene	99
Ethyl Benzene	104
m,p-Xylene	107
o-Xylene	107
Styrene	109
Bromoform	109
Cumene	106
1,1,2,2-Tetrachloroethane	98
Propylbenzene	108
4-Ethyltoluene	110
1,3,5-Trimethylbenzene	108
1,2,4-Trimethylbenzene	113
1,3-Dichlorobenzene	107
1,4-Dichlorobenzene	108
alpha-Chlorotoluene	115
1,2-Dichlorobenzene	104
1,2,4-Trichlorobenzene	103
Hexachlorobutadiene	113

Container Type: NA - Not Applicable

Surrogates	%Recovery	Method Limits
Toluene-d8	98	70-130
1,2-Dichloroethane-d4	91	70-130
4-Bromofluorobenzene	107	70-130

Air Toxics LTD.
Laboratory Services Since 1989

Client Sample ID: CCV

Lab ID#: 1102390A-09B

MODIFIED EPA METHOD TO-15 GC/MS FULL SCAN

File Name:	**2022402**	**Date of Collection: NA**	
Dil. Factor:	**1.00**	**Date of Analysis: 2/24/11 06:44 AM**	

Compound	%Recovery
Freon 12	98
Freon 114	111
Chloromethane	90
Vinyl Chloride	96
1,3-Butadiene	90
Bromomethane	113
Chloroethane	100
Freon 11	99
Ethanol	102
Freon 113	108
1,1-Dichloroethene	114
Acetone	97
2-Propanol	98
Carbon Disulfide	96
3-Chloropropene	108
Methylene Chloride	100
Methyl tert-butyl ether	90
trans-1,2-Dichloroethene	98
Hexane	90
1,1-Dichloroethane	93
2-Butanone (Methyl Ethyl Ketone)	96
cis-1,2-Dichloroethene	100
Tetrahydrofuran	88
Chloroform	97
1,1,1-Trichloroethane	97
Cyclohexane	96
Carbon Tetrachloride	102
2,2,4-Trimethylpentane	89
Benzene	94
1,2-Dichloroethane	92
Heptane	92
Trichloroethene	107
1,2-Dichloropropane	92
1,4-Dioxane	104
Bromodichloromethane	100
cis-1,3-Dichloropropene	101
4-Methyl-2-pentanone	93
Toluene	101
trans-1,3-Dichloropropene	101
1,1,2-Trichloroethane	101
Tetrachloroethene	108

Air Toxics LTD.
Laboratory Services Since 1989

Client Sample ID: CCV

Lab ID#: 1102390A-09B

MODIFIED EPA METHOD TO-15 GC/MS FULL SCAN

File Name:	**2022402**	**Date of Collection: NA**	
Dil. Factor:	**1.00**	**Date of Analysis: 2/24/11 06:44 AM**	

Compound	%Recovery
2-Hexanone	102
Dibromochloromethane	107
1,2-Dibromoethane (EDB)	102
Chlorobenzene	100
Ethyl Benzene	104
m,p-Xylene	105
o-Xylene	107
Styrene	107
Bromoform	108
Cumene	105
1,1,2,2-Tetrachloroethane	97
Propylbenzene	106
4-Ethyltoluene	104
1,3,5-Trimethylbenzene	103
1,2,4-Trimethylbenzene	108
1,3-Dichlorobenzene	105
1,4-Dichlorobenzene	106
alpha-Chlorotoluene	114
1,2-Dichlorobenzene	102
1,2,4-Trichlorobenzene	100
Hexachlorobutadiene	111

Container Type: NA - Not Applicable

Surrogates	%Recovery	Method Limits
Toluene-d8	98	70-130
1,2-Dichloroethane-d4	91	70-130
4-Bromofluorobenzene	105	70-130

Air Toxics LTD.
Laboratory Services Since 1989

Client Sample ID: CCV

Lab ID#: 1102390A-09C

MODIFIED EPA METHOD TO-15 GC/MS FULL SCAN

File Name:	**2022502**	**Date of Collection: NA**	
Dil. Factor:	**1.00**	**Date of Analysis: 2/25/11 07:08 AM**	

Compound	%Recovery
Freon 12	94
Freon 114	105
Chloromethane	88
Vinyl Chloride	93
1,3-Butadiene	88
Bromomethane	107
Chloroethane	96
Freon 11	99
Ethanol	94
Freon 113	102
1,1-Dichloroethene	100
Acetone	94
2-Propanol	87
Carbon Disulfide	94
3-Chloropropene	90
Methylene Chloride	93
Methyl tert-butyl ether	90
trans-1,2-Dichloroethene	95
Hexane	90
1,1-Dichloroethane	89
2-Butanone (Methyl Ethyl Ketone)	94
cis-1,2-Dichloroethene	95
Tetrahydrofuran	87
Chloroform	93
1,1,1-Trichloroethane	94
Cyclohexane	94
Carbon Tetrachloride	98
2,2,4-Trimethylpentane	88
Benzene	94
1,2-Dichloroethane	90
Heptane	92
Trichloroethene	104
1,2-Dichloropropane	92
1,4-Dioxane	102
Bromodichloromethane	97
cis-1,3-Dichloropropene	99
4-Methyl-2-pentanone	92
Toluene	98
trans-1,3-Dichloropropene	97
1,1,2-Trichloroethane	97
Tetrachloroethene	102

Air Toxics LTD.
Laboratory Services Since 1989

Client Sample ID: CCV

Lab ID#: 1102390A-09C

MODIFIED EPA METHOD TO-15 GC/MS FULL SCAN

File Name:	**2022502**	**Date of Collection: NA**	
Dil. Factor:	**1.00**	**Date of Analysis: 2/25/11 07:08 AM**	

Compound	%Recovery
2-Hexanone	97
Dibromochloromethane	100
1,2-Dibromoethane (EDB)	97
Chlorobenzene	99
Ethyl Benzene	104
m,p-Xylene	107
o-Xylene	110
Styrene	110
Bromoform	106
Cumene	106
1,1,2,2-Tetrachloroethane	96
Propylbenzene	107
4-Ethyltoluene	109
1,3,5-Trimethylbenzene	106
1,2,4-Trimethylbenzene	112
1,3-Dichlorobenzene	105
1,4-Dichlorobenzene	107
alpha-Chlorotoluene	115
1,2-Dichlorobenzene	104
1,2,4-Trichlorobenzene	99
Hexachlorobutadiene	110

Container Type: NA - Not Applicable

Surrogates	%Recovery	Method Limits
Toluene-d8	96	70-130
1,2-Dichloroethane-d4	88	70-130
4-Bromofluorobenzene	108	70-130

Air Toxics LTD.
Laboratory Services Since 1989

Client Sample ID: LCS

Lab ID#: 1102390A-10A

MODIFIED EPA METHOD TO-15 GC/MS FULL SCAN

File Name:	**2022303**	**Date of Collection: NA**	
Dil. Factor:	**1.00**	**Date of Analysis: 2/23/11 07:20 AM**	

Compound	%Recovery
Freon 12	98
Freon 114	112
Chloromethane	90
Vinyl Chloride	96
1,3-Butadiene	89
Bromomethane	113
Chloroethane	102
Freon 11	100
Ethanol	93
Freon 113	108
1,1-Dichloroethene	110
Acetone	92
2-Propanol	90
Carbon Disulfide	120
3-Chloropropene	103
Methylene Chloride	97
Methyl tert-butyl ether	96
trans-1,2-Dichloroethene	112
Hexane	92
1,1-Dichloroethane	93
2-Butanone (Methyl Ethyl Ketone)	96
cis-1,2-Dichloroethene	102
Tetrahydrofuran	85
Chloroform	100
1,1,1-Trichloroethane	104
Cyclohexane	100
Carbon Tetrachloride	105
2,2,4-Trimethylpentane	90
Benzene	98
1,2-Dichloroethane	95
Heptane	93
Trichloroethene	110
1,2-Dichloropropane	97
1,4-Dioxane	102
Bromodichloromethane	103
cis-1,3-Dichloropropene	105
4-Methyl-2-pentanone	91
Toluene	103
trans-1,3-Dichloropropene	106
1,1,2-Trichloroethane	107
Tetrachloroethene	114

Air Toxics LTD.
Laboratory Services Since 1989

Client Sample ID: LCS

Lab ID#: 1102390A-10A

MODIFIED EPA METHOD TO-15 GC/MS FULL SCAN

File Name:	**2022303**	**Date of Collection: NA**	
Dil. Factor:	**1.00**	**Date of Analysis: 2/23/11 07:20 AM**	

Compound	%Recovery
2-Hexanone	99
Dibromochloromethane	109
1,2-Dibromoethane (EDB)	109
Chlorobenzene	106
Ethyl Benzene	109
m,p-Xylene	114
o-Xylene	115
Styrene	113
Bromoform	110
Cumene	113
1,1,2,2-Tetrachloroethane	103
Propylbenzene	113
4-Ethyltoluene	110
1,3,5-Trimethylbenzene	111
1,2,4-Trimethylbenzene	115
1,3-Dichlorobenzene	112
1,4-Dichlorobenzene	111
alpha-Chlorotoluene	116
1,2-Dichlorobenzene	109
1,2,4-Trichlorobenzene	100
Hexachlorobutadiene	116

Container Type: NA - Not Applicable

Surrogates	%Recovery	Method Limits
Toluene-d8	98	70-130
1,2-Dichloroethane-d4	88	70-130
4-Bromofluorobenzene	110	70-130

Air Toxics LTD.
Laboratory Services Since 1989

Client Sample ID: LCSD

Lab ID#: 1102390A-10AA

MODIFIED EPA METHOD TO-15 GC/MS FULL SCAN

File Name:	**2022304**	**Date of Collection: NA**	
Dil. Factor:	**1.00**	**Date of Analysis: 2/23/11 07:48 AM**	

Compound	%Recovery
Freon 12	95
Freon 114	110
Chloromethane	87
Vinyl Chloride	94
1,3-Butadiene	89
Bromomethane	109
Chloroethane	101
Freon 11	97
Ethanol	90
Freon 113	108
1,1-Dichloroethene	109
Acetone	94
2-Propanol	89
Carbon Disulfide	118
3-Chloropropene	105
Methylene Chloride	96
Methyl tert-butyl ether	97
trans-1,2-Dichloroethene	111
Hexane	90
1,1-Dichloroethane	94
2-Butanone (Methyl Ethyl Ketone)	98
cis-1,2-Dichloroethene	100
Tetrahydrofuran	84
Chloroform	99
1,1,1-Trichloroethane	102
Cyclohexane	98
Carbon Tetrachloride	104
2,2,4-Trimethylpentane	89
Benzene	98
1,2-Dichloroethane	93
Heptane	93
Trichloroethene	112
1,2-Dichloropropane	97
1,4-Dioxane	101
Bromodichloromethane	101
cis-1,3-Dichloropropene	104
4-Methyl-2-pentanone	89
Toluene	102
trans-1,3-Dichloropropene	105
1,1,2-Trichloroethane	106
Tetrachloroethene	114

Air Toxics LTD.
Laboratory Services Since 1989

Client Sample ID: LCSD

Lab ID#: 1102390A-10AA

MODIFIED EPA METHOD TO-15 GC/MS FULL SCAN

File Name:	**2022304**	**Date of Collection: NA**	
Dil. Factor:	**1.00**	**Date of Analysis: 2/23/11 07:48 AM**	

Compound	%Recovery
2-Hexanone	98
Dibromochloromethane	109
1,2-Dibromoethane (EDB)	108
Chlorobenzene	105
Ethyl Benzene	110
m,p-Xylene	115
o-Xylene	117
Styrene	117
Bromoform	110
Cumene	113
1,1,2,2-Tetrachloroethane	101
Propylbenzene	116
4-Ethyltoluene	114
1,3,5-Trimethylbenzene	113
1,2,4-Trimethylbenzene	119
1,3-Dichlorobenzene	115
1,4-Dichlorobenzene	115
alpha-Chlorotoluene	116
1,2-Dichlorobenzene	111
1,2,4-Trichlorobenzene	108
Hexachlorobutadiene	118

Container Type: NA - Not Applicable

Surrogates	%Recovery	Method Limits
Toluene-d8	98	70-130
1,2-Dichloroethane-d4	88	70-130
4-Bromofluorobenzene	111	70-130

Air Toxics LTD.
Laboratory Services Since 1989

Client Sample ID: LCS

Lab ID#: 1102390A-10B

MODIFIED EPA METHOD TO-15 GC/MS FULL SCAN

File Name:	**2022403**	**Date of Collection: NA**	
Dil. Factor:	**1.00**	**Date of Analysis: 2/24/11 07:18 AM**	

Compound	%Recovery
Freon 12	96
Freon 114	109
Chloromethane	91
Vinyl Chloride	95
1,3-Butadiene	88
Bromomethane	111
Chloroethane	99
Freon 11	100
Ethanol	91
Freon 113	107
1,1-Dichloroethene	108
Acetone	95
2-Propanol	87
Carbon Disulfide	117
3-Chloropropene	109
Methylene Chloride	94
Methyl tert-butyl ether	93
trans-1,2-Dichloroethene	108
Hexane	90
1,1-Dichloroethane	92
2-Butanone (Methyl Ethyl Ketone)	93
cis-1,2-Dichloroethene	100
Tetrahydrofuran	83
Chloroform	98
1,1,1-Trichloroethane	100
Cyclohexane	100
Carbon Tetrachloride	101
2,2,4-Trimethylpentane	88
Benzene	99
1,2-Dichloroethane	93
Heptane	94
Trichloroethene	112
1,2-Dichloropropane	97
1,4-Dioxane	101
Bromodichloromethane	101
cis-1,3-Dichloropropene	104
4-Methyl-2-pentanone	89
Toluene	103
trans-1,3-Dichloropropene	104
1,1,2-Trichloroethane	104
Tetrachloroethene	114

Air Toxics LTD.
Laboratory Services Since 1989

Client Sample ID: LCS

Lab ID#: 1102390A-10B

MODIFIED EPA METHOD TO-15 GC/MS FULL SCAN

File Name:	**2022403**	**Date of Collection: NA**	
Dil. Factor:	**1.00**	**Date of Analysis: 2/24/11 07:18 AM**	

Compound	%Recovery
2-Hexanone	96
Dibromochloromethane	108
1,2-Dibromoethane (EDB)	107
Chlorobenzene	105
Ethyl Benzene	109
m,p-Xylene	109
o-Xylene	112
Styrene	112
Bromoform	107
Cumene	110
1,1,2,2-Tetrachloroethane	101
Propylbenzene	109
4-Ethyltoluene	107
1,3,5-Trimethylbenzene	106
1,2,4-Trimethylbenzene	111
1,3-Dichlorobenzene	110
1,4-Dichlorobenzene	109
alpha-Chlorotoluene	112
1,2-Dichlorobenzene	107
1,2,4-Trichlorobenzene	101
Hexachlorobutadiene	111

Container Type: NA - Not Applicable

Surrogates	%Recovery	Method Limits
Toluene-d8	99	70-130
1,2-Dichloroethane-d4	86	70-130
4-Bromofluorobenzene	107	70-130

Air Toxics LTD.
Laboratory Services Since 1989

Client Sample ID: LCSD

Lab ID#: 1102390A-10BB

MODIFIED EPA METHOD TO-15 GC/MS FULL SCAN

File Name:	**2022404**	**Date of Collection: NA**	
Dil. Factor:	**1.00**	**Date of Analysis: 2/24/11 07:50 AM**	

Compound	%Recovery
Freon 12	96
Freon 114	104
Chloromethane	89
Vinyl Chloride	97
1,3-Butadiene	84
Bromomethane	110
Chloroethane	98
Freon 11	92
Ethanol	97
Freon 113	105
1,1-Dichloroethene	105
Acetone	88
2-Propanol	82
Carbon Disulfide	114
3-Chloropropene	110
Methylene Chloride	93
Methyl tert-butyl ether	94
trans-1,2-Dichloroethene	108
Hexane	93
1,1-Dichloroethane	90
2-Butanone (Methyl Ethyl Ketone)	94
cis-1,2-Dichloroethene	96
Tetrahydrofuran	81
Chloroform	94
1,1,1-Trichloroethane	100
Cyclohexane	101
Carbon Tetrachloride	102
2,2,4-Trimethylpentane	92
Benzene	97
1,2-Dichloroethane	85
Heptane	92
Trichloroethene	110
1,2-Dichloropropane	93
1,4-Dioxane	94
Bromodichloromethane	95
cis-1,3-Dichloropropene	100
4-Methyl-2-pentanone	91
Toluene	102
trans-1,3-Dichloropropene	102
1,1,2-Trichloroethane	101
Tetrachloroethene	113

Air Toxics LTD.
Laboratory Services Since 1989

Client Sample ID: LCSD

Lab ID#: 1102390A-10BB

MODIFIED EPA METHOD TO-15 GC/MS FULL SCAN

File Name:	**2022404**	**Date of Collection: NA**	
Dil. Factor:	**1.00**	**Date of Analysis: 2/24/11 07:50 AM**	

Compound	%Recovery
2-Hexanone	95
Dibromochloromethane	104
1,2-Dibromoethane (EDB)	104
Chlorobenzene	104
Ethyl Benzene	105
m,p-Xylene	106
o-Xylene	106
Styrene	106
Bromoform	107
Cumene	104
1,1,2,2-Tetrachloroethane	100
Propylbenzene	101
4-Ethyltoluene	96
1,3,5-Trimethylbenzene	96
1,2,4-Trimethylbenzene	98
1,3-Dichlorobenzene	101
1,4-Dichlorobenzene	100
alpha-Chlorotoluene	107
1,2-Dichlorobenzene	99
1,2,4-Trichlorobenzene	91
Hexachlorobutadiene	101

Container Type: NA - Not Applicable

Surrogates	%Recovery	Method Limits
Toluene-d8	99	70-130
1,2-Dichloroethane-d4	84	70-130
4-Bromofluorobenzene	104	70-130

Air Toxics LTD.
Laboratory Services Since 1989

Client Sample ID: LCS

Lab ID#: 1102390A-10C

MODIFIED EPA METHOD TO-15 GC/MS FULL SCAN

File Name:	**2022503**	**Date of Collection: NA**	
Dil. Factor:	**1.00**	**Date of Analysis: 2/25/11 08:01 AM**	

Compound	%Recovery
Freon 12	94
Freon 114	108
Chloromethane	89
Vinyl Chloride	94
1,3-Butadiene	90
Bromomethane	109
Chloroethane	101
Freon 11	100
Ethanol	93
Freon 113	105
1,1-Dichloroethene	108
Acetone	91
2-Propanol	88
Carbon Disulfide	116
3-Chloropropene	101
Methylene Chloride	93
Methyl tert-butyl ether	95
trans-1,2-Dichloroethene	108
Hexane	89
1,1-Dichloroethane	91
2-Butanone (Methyl Ethyl Ketone)	98
cis-1,2-Dichloroethene	98
Tetrahydrofuran	83
Chloroform	95
1,1,1-Trichloroethane	97
Cyclohexane	97
Carbon Tetrachloride	99
2,2,4-Trimethylpentane	87
Benzene	97
1,2-Dichloroethane	91
Heptane	93
Trichloroethene	108
1,2-Dichloropropane	96
1,4-Dioxane	100
Bromodichloromethane	98
cis-1,3-Dichloropropene	100
4-Methyl-2-pentanone	89
Toluene	101
trans-1,3-Dichloropropene	104
1,1,2-Trichloroethane	105
Tetrachloroethene	112

Air Toxics LTD.
Laboratory Services Since 1989

Client Sample ID: LCS

Lab ID#: 1102390A-10C

MODIFIED EPA METHOD TO-15 GC/MS FULL SCAN

File Name:	**2022503**	**Date of Collection: NA**	
Dil. Factor:	**1.00**	**Date of Analysis: 2/25/11 08:01 AM**	

Compound	%Recovery
2-Hexanone	97
Dibromochloromethane	106
1,2-Dibromoethane (EDB)	106
Chlorobenzene	107
Ethyl Benzene	111
m,p-Xylene	117
o-Xylene	118
Styrene	118
Bromoform	108
Cumene	114
1,1,2,2-Tetrachloroethane	102
Propylbenzene	117
4-Ethyltoluene	114
1,3,5-Trimethylbenzene	118
1,2,4-Trimethylbenzene	124
1,3-Dichlorobenzene	115
1,4-Dichlorobenzene	115
alpha-Chlorotoluene	116
1,2-Dichlorobenzene	112
1,2,4-Trichlorobenzene	114
Hexachlorobutadiene	118

Container Type: NA - Not Applicable

Surrogates	%Recovery	Method Limits
Toluene-d8	96	70-130
1,2-Dichloroethane-d4	83	70-130
4-Bromofluorobenzene	109	70-130

Air Toxics LTD.
Laboratory Services Since 1989

Client Sample ID: LCSD

Lab ID#: 1102390A-10CC

MODIFIED EPA METHOD TO-15 GC/MS FULL SCAN

File Name:	**2022504**	**Date of Collection: NA**	
Dil. Factor:	**1.00**	**Date of Analysis: 2/25/11 08:32 AM**	

Compound	%Recovery
Freon 12	92
Freon 114	107
Chloromethane	87
Vinyl Chloride	93
1,3-Butadiene	87
Bromomethane	108
Chloroethane	98
Freon 11	99
Ethanol	88
Freon 113	106
1,1-Dichloroethene	107
Acetone	92
2-Propanol	86
Carbon Disulfide	116
3-Chloropropene	108
Methylene Chloride	94
Methyl tert-butyl ether	94
trans-1,2-Dichloroethene	108
Hexane	88
1,1-Dichloroethane	91
2-Butanone (Methyl Ethyl Ketone)	96
cis-1,2-Dichloroethene	98
Tetrahydrofuran	82
Chloroform	96
1,1,1-Trichloroethane	99
Cyclohexane	99
Carbon Tetrachloride	100
2,2,4-Trimethylpentane	87
Benzene	98
1,2-Dichloroethane	92
Heptane	93
Trichloroethene	110
1,2-Dichloropropane	95
1,4-Dioxane	101
Bromodichloromethane	99
cis-1,3-Dichloropropene	103
4-Methyl-2-pentanone	88
Toluene	103
trans-1,3-Dichloropropene	105
1,1,2-Trichloroethane	106
Tetrachloroethene	114

Air Toxics LTD.
Laboratory Services Since 1989

Client Sample ID: LCSD

Lab ID#: 1102390A-10CC

MODIFIED EPA METHOD TO-15 GC/MS FULL SCAN

File Name:	**2022504**	**Date of Collection: NA**	
Dil. Factor:	**1.00**	**Date of Analysis: 2/25/11 08:32 AM**	

Compound	%Recovery
2-Hexanone	99
Dibromochloromethane	108
1,2-Dibromoethane (EDB)	107
Chlorobenzene	107
Ethyl Benzene	111
m,p-Xylene	119
o-Xylene	120
Styrene	120
Bromoform	109
Cumene	115
1,1,2,2-Tetrachloroethane	102
Propylbenzene	117
4-Ethyltoluene	118
1,3,5-Trimethylbenzene	119
1,2,4-Trimethylbenzene	124
1,3-Dichlorobenzene	118
1,4-Dichlorobenzene	118
alpha-Chlorotoluene	120
1,2-Dichlorobenzene	115
1,2,4-Trichlorobenzene	116
Hexachlorobutadiene	121

Container Type: NA - Not Applicable

Surrogates	%Recovery	Method Limits
Toluene-d8	96	70-130
1,2-Dichloroethane-d4	84	70-130
4-Bromofluorobenzene	111	70-130

1102390

Shell Oil Products Chain Of Custody Record

URS

Air Toxics LTD.
Project Name: Roxana Dissolved Phase
Project # 21562593.00007
Lab Vendor #

Please Check Appropriate Box:
☑ ENV. SERVICES ☐ MOTIVA RETAIL ☐ SHELL RETAIL
☐ MOTIVA SD&CM ☐ CONSULTANT ☐ LUBES
☐ SHELL PIPELINE ☐ OTHER _____

Print Bill To Contact Name: Thomas Adams
PO #

INCIDENT # (ENV SERVICES): 9 7 2 1 6 6 4 0
SAP #: 3 4 0 0 6 1
☐ CHECK IF NO INCIDENT # APPLIES
DATE: 02/18/11
PAGE: 1 of 1

SAMPLING COMPANY: URS CORPORATION
LOG CODE:
SITE ADDRESS: Street and City: 900 SOUTH CENTRAL AVE – ROXANA
State: IL
GLOBAL ID NO.:
ADDRESS: 1001 HIGHLANDS PLAZA DRIVE WEST - SUITE 300; ST. LOUIS, MO 63110
EDF DELIVERABLE TO (Name, Company, Office Location): Elizabeth Kunkel, URS, St. Louis
PHONE NO.: 314-743-4179
E-MAIL: Elizabeth_Kunkel@URSCorp.com
CONSULTANT PROJECT NAME#: Roxana Dissolved Phase
Laboratory Address: Air Toxics, LTD 180 Blue Ravine Road, Suite B, Folsom, CA 95630-4719
SAMPLER NAME(S) (Print):
TELEPHONE: 314-429-0100
FAX: 314-429-0462
Bill To Contact E-MAIL: Thomas_Adams@URSCorp.com

TURNAROUND TIME (CALENDAR DAYS):
☑ STANDARD (14 DAY) ☐ 5 DAYS ☐ 3 DAYS ☐ 2 DAYS ☐ 24 HOURS ☐ RESULTS NEEDED ON WEEKEND

☐ LA - RWQCB REPORT FORMAT ☑ UST AGENCY:

DELIVERABLES: ☐ LEVEL 1 ☐ LEVEL 2 ☐ LEVEL 3 ☑ LEVEL 4 ☐ OTHER (SPECIFY) _____

☑ SHELL CONTRACT RATE APPLIES
☐ STATE REIMBURSEMENT RATE APPLIES
☐ EDD NOT NEEDED
☑ RECEIPT VERIFICATION REQUESTED

REQUESTED ANALYSIS

Turn Around Time: ☑ Normal ☐ Rush
Specify

Lab Use Only
Pressurized by:
Date:
Pressurization Gas: N_2 He

LAB USE ONLY	Field Sample Identification	SAMPLING DATE	SAMPLING TIME	Canister Number	Canister Pressure/Vacuum Initial	Final	Receipt	Final (psi)	Modified TO-15	ASTM D-1946 + Helium	ASTM D-1946
01A	VMP-14-20-021811	2/18/11	1053 / 1125	2203	-30	-8			X	X	
02A	VMP-14-29-021811	2/18/11	1212 / 1238	617	-30	-7			X	X	
03A	VMP-13-5-021811	2/18/11	0916 / 0949	2219	-30	-9.5			X	X	
04A	VMP-13-10.5-021811	2/18/11	1027 / 1057	3864	-28.5	-7.5			X	X	
05A	VMP-13-10.5-021811-Dup	2/18/11	1027 / 1057	3715	-30	-5.5			X	X	
06A	VMP-13-21.5-021811	2/18/11	1251 / 1322	5521	-29	-5			X	X	
07A	VMP-13-29.5-021811	2/18/11	1357 / 1417	3292	-29.5	-1			X	X	

ADDITIONAL NOTES:
- 14 day hold time
- Report results between MDL and RL
- Level IV ECVP
-Barcode number unreadable for VMP-24-22-021711

Relinquished by: (Signature)	Received by: (Signature)	Date:	Time:
[signature]	FEDEX	2/18/11	1600
	[signature] ATL 02/21/11	02/21/11	0830

05/2/06 Revision

FEDEX
CUSTODY SEAL INTACT
Y N ABSENT NA

Air Toxics LTD.
Laboratory Services Since 1989

2/28/2011
Mr. Jeff Adams
URS Corporation
1001 Highlands Plaza Dr. West
Suite 300
St. Louis MO 63110

Project Name: Roxana Dissolved Phase
Project #: 21562593.00007
Workorder #: 1102390B

Dear Mr. Jeff Adams

The following report includes the data for the above referenced project for sample(s) received on 2/21/2011 at Air Toxics Ltd.

The data and associated QC analyzed by Modified ASTM D-1946 are compliant with the project requirements or laboratory criteria with the exception of the deviations noted in the attached case narrative.

Thank you for choosing Air Toxics Ltd. for your air analysis needs. Air Toxics Ltd. is committed to providing accurate data of the highest quality. Please feel free to contact the Project Manager: Jacquelyn Luta at 916-985-1000 if you have any questions regarding the data in this report.

Regards,

Jacquelyn Luta
Project Manager

Reviewed on 3/8/2011

Air Toxics LTD.
Laboratory Services Since 1989

WORK ORDER #: 1102390B

Work Order Summary

CLIENT:	Mr. Jeff Adams URS Corporation 1001 Highlands Plaza Dr. West Suite 300 St. Louis, MO 63110	**BILL TO:**	Accounts Payable Austin URS Corporation P.O. BOX 203970 Austin, TX 78720-1088
PHONE:	314-429-0100	**P.O. #**	21562593.00007
FAX:		**PROJECT #**	21562593.00007 Roxana Dissolved Phase
DATE RECEIVED:	02/21/2011	**CONTACT:**	Jacquelyn Luta
DATE COMPLETED:	02/28/2011		

FRACTION #	NAME	TEST	RECEIPT VAC./PRES.	FINAL PRESSURE
01A	VMP-14-20-021811	Modified ASTM D-1946	7.2 "Hg	15 psi
02A	VMP-14-29-021811	Modified ASTM D-1946	6.4 "Hg	15 psi
03A	VMP-13-5-021811	Modified ASTM D-1946	8.0 "Hg	15 psi
04A	VMP-13-10.5-021811	Modified ASTM D-1946	7.4 "Hg	15 psi
05A	VMP-13-10.5-021811-Dup	Modified ASTM D-1946	6.4 "Hg	15 psi
06A	VMP-13-21.5-021811	Modified ASTM D-1946	5.4 "Hg	15 psi
07A	VMP-13-29.5-021811	Modified ASTM D-1946	2.0 "Hg	15 psi
08A	Lab Blank	Modified ASTM D-1946	NA	NA
08B	Lab Blank	Modified ASTM D-1946	NA	NA
09A	LCS	Modified ASTM D-1946	NA	NA
09AA	LCSD	Modified ASTM D-1946	NA	NA

CERTIFIED BY: Linda D. Fruman DATE: 02/28/11

Laboratory Director

Certfication numbers: CA NELAP - 02110CA, LA NELAP/LELAP- AI 30763,
NY NELAP - 11291, UT NELAP - 9166389892, AZ Licensure AZ0719
Name of Accrediting Agency: NELAP/Florida Department of Health, Scope of Application: Clean Air Act,
Accreditation number: E87680, Effective date: 07/01/09, Expiration date: 06/30/11
Air Toxics Ltd. certifies that the test results contained in this report meet all requirements of the NELAC standards

This report shall not be reproduced, except in full, without the written approval of Air Toxics Ltd.

180 BLUE RAVINE ROAD, SUITE B FOLSOM, CA - 95630
(916) 985-1000 . (800) 985-5955 . FAX (916) 985-1020

LABORATORY NARRATIVE
Modified ASTM D-1946
URS Corporation
Workorder# 1102390B

Seven 1 Liter Summa Canister samples were received on February 21, 2011. The laboratory performed analysis via Modified ASTM Method D-1946 for Methane and fixed gases in air using GC/FID or GC/TCD. The method involves direct injection of 1.0 mL of sample.

On the analytical column employed for this analysis, Oxygen coelutes with Argon. The corresponding peak is quantitated as Oxygen.

Since Nitrogen is used to pressurize samples, the reported Nitrogen values are calculated by adding all the sample components and subtracting from 100%.

Method modifications taken to run these samples are summarized in the table below. Specific project requirements may over-ride the ATL modifications.

Requirement	*ASTM D-1946*	*ATL Modifications*
Calibration	A single point calibration is performed using a reference standard closely matching the composition of the unknown.	A 3-point calibration curve is performed. Quantitation is based on a daily calibration standard which may or may not resemble the composition of the associated samples.
Reference Standard	The composition of any reference standard must be known to within 0.01 mol % for any component.	The standards used by ATL are blended to a >/= 95% accuracy.
Sample Injection Volume	Components whose concentrations are in excess of 5 % should not be analyzed by using sample volumes greater than 0.5 mL.	The sample container is connected directly to a fixed volume sample loop of 1.0 mL on the GC. Linear range is defined by the calibration curve. Bags are loaded by vacuum.
Normalization	Normalize the mole percent values by multiplying each value by 100 and dividing by the sum of the original values. The sum of the original values should not differ from 100% by more than 1.0%.	Results are not normalized. The sum of the reported values can differ from 100% by as much as 15%, either due to analytical variability or an unusual sample matrix.
Precision	Precision requirements established at each concentration level.	Duplicates should agree within 25% RPD for detections > 5 X's the RL.

Receiving Notes

The Chain of Custody (COC) information for sample VMP-13-5-021811 did not match the entry on the sample tag with regard to sample identification. The information on the COC was used to process and report the sample.

Analytical Notes

As per project specific client request the laboratory has reported estimated values for target compound hits that are below the Reporting Limit but greater than the Method Detection Limit.

Definition of Data Qualifying Flags

Seven qualifiers may have been used on the data analysis sheets and indicate as follows:
B - Compound present in laboratory blank greater than reporting limit.
J - Estimated value.
E - Exceeds instrument calibration range.
S - Saturated peak.
Q - Exceeds quality control limits.
U - Compound analyzed for but not detected above the detection limit.
M - Reported value may be biased due to apparent matrix interferences.
File extensions may have been used on the data analysis sheets and indicates as follows:
a-File was requantified
b-File was quantified by a second column and detector
r1-File was requantified for the purpose of reissue

Air Toxics LTD.
Laboratory Services Since 1989

Summary of Detected Compounds
NATURAL GAS ANALYSIS BY MODIFIED ASTM D-1946

Client Sample ID: VMP-14-20-021811

Lab ID#: 1102390B-01A

Compound	Rpt. Limit (%)	Amount (%)
Oxygen	0.27	1.7
Nitrogen	0.27	67
Methane	0.00027	13
Carbon Dioxide	0.027	16
Ethane	0.0027	0.0058
Helium	0.13	0.025 J

Client Sample ID: VMP-14-29-021811

Lab ID#: 1102390B-02A

Compound	Rpt. Limit (%)	Amount (%)
Oxygen	0.26	1.6
Nitrogen	0.26	66
Methane	0.00026	13
Carbon Dioxide	0.026	16
Ethane	0.0026	0.0062
Helium	0.13	0.61

Client Sample ID: VMP-13-5-021811

Lab ID#: 1102390B-03A

Compound	Rpt. Limit (%)	Amount (%)
Oxygen	0.73	16
Nitrogen	0.73	80
Methane	0.00073	0.0048
Carbon Dioxide	0.073	3.6
Helium	0.36	0.017 J

Client Sample ID: VMP-13-10.5-021811

Lab ID#: 1102390B-04A

Air Toxics LTD.
Laboratory Services Since 1989

Summary of Detected Compounds
NATURAL GAS ANALYSIS BY MODIFIED ASTM D-1946

Client Sample ID: VMP-13-10.5-021811

Lab ID#: 1102390B-04A

Compound	Rpt. Limit (%)	Amount (%)
Oxygen	0.27	2.5
Nitrogen	0.27	84
Methane	0.00027	1.1
Carbon Dioxide	0.027	12
Ethane	0.0027	0.00022 J

Client Sample ID: VMP-13-10.5-021811-Dup

Lab ID#: 1102390B-05A

Compound	Rpt. Limit (%)	Amount (%)
Oxygen	0.26	1.9
Nitrogen	0.26	85
Methane	0.00026	1.1
Carbon Dioxide	0.026	12
Ethane	0.0026	0.00023 J
Helium	0.13	0.021 J

Client Sample ID: VMP-13-21.5-021811

Lab ID#: 1102390B-06A

Compound	Rpt. Limit (%)	Amount (%)
Oxygen	0.25	1.9
Nitrogen	0.25	85
Methane	0.00025	1.2
Carbon Dioxide	0.025	12
Ethane	0.0025	0.00026 J
Helium	0.12	0.027 J

Client Sample ID: VMP-13-29.5-021811

Lab ID#: 1102390B-07A

Air Toxics LTD.
Laboratory Services Since 1989

Summary of Detected Compounds
NATURAL GAS ANALYSIS BY MODIFIED ASTM D-1946

Client Sample ID: VMP-13-29.5-021811

Lab ID#: 1102390B-07A

Compound	Rpt. Limit (%)	Amount (%)
Oxygen	0.22	1.6
Nitrogen	0.22	83
Methane	0.00022	1.8
Carbon Dioxide	0.022	13
Ethane	0.0022	0.00052 J
Helium	0.11	0.010 J

Air Toxics LTD.
Laboratory Services Since 1989

Client Sample ID: VMP-14-20-021811

Lab ID#: 1102390B-01A

NATURAL GAS ANALYSIS BY MODIFIED ASTM D-1946

File Name:	**9022406**	**Date of Collection:**	**2/18/11 11:25:00 AM**
Dil. Factor:	**2.66**	**Date of Analysis:**	**2/24/11 08:26 AM**

Compound	Rpt. Limit (%)	Amount (%)
Oxygen	0.27	1.7
Nitrogen	0.27	67
Carbon Monoxide	0.027	Not Detected
Methane	0.00027	13
Carbon Dioxide	0.027	16
Ethane	0.0027	0.0058
Ethene	0.0027	Not Detected
Helium	0.13	0.025 J

J = Estimated value.

Container Type: 1 Liter Summa Canister

Air Toxics LTD.
Laboratory Services Since 1989

Client Sample ID: VMP-14-29-021811

Lab ID#: 1102390B-02A

NATURAL GAS ANALYSIS BY MODIFIED ASTM D-1946

File Name:	**9022407**	**Date of Collection:**	**2/18/11 12:38:00 PM**
Dil. Factor:	**2.57**	**Date of Analysis:**	**2/24/11 08:50 AM**

Compound	Rpt. Limit (%)	Amount (%)
Oxygen	0.26	1.6
Nitrogen	0.26	66
Carbon Monoxide	0.026	Not Detected
Methane	0.00026	13
Carbon Dioxide	0.026	16
Ethane	0.0026	0.0062
Ethene	0.0026	Not Detected
Helium	0.13	0.61

Container Type: 1 Liter Summa Canister

Air Toxics LTD.
Laboratory Services Since 1989

Client Sample ID: VMP-13-5-021811

Lab ID#: 1102390B-03A

NATURAL GAS ANALYSIS BY MODIFIED ASTM D-1946

File Name:	**9022412**	**Date of Collection:**	**2/18/11 9:49:00 AM**
Dil. Factor:	**7.29**	**Date of Analysis:**	**2/24/11 10:45 AM**

Compound	Rpt. Limit (%)	Amount (%)
Oxygen	0.73	16
Nitrogen	0.73	80
Carbon Monoxide	0.073	Not Detected
Methane	0.00073	0.0048
Carbon Dioxide	0.073	3.6
Ethane	0.0073	Not Detected
Ethene	0.0073	Not Detected
Helium	0.36	0.017 J

J = Estimated value.

Container Type: 1 Liter Summa Canister

Air Toxics LTD.
Laboratory Services Since 1989

Client Sample ID: VMP-13-10.5-021811

Lab ID#: 1102390B-04A

NATURAL GAS ANALYSIS BY MODIFIED ASTM D-1946

File Name:	**9022408**	**Date of Collection:**	**2/18/11 10:57:00 AM**
Dil. Factor:	**2.68**	**Date of Analysis:**	**2/24/11 09:12 AM**

Compound	Rpt. Limit (%)	Amount (%)
Oxygen	0.27	2.5
Nitrogen	0.27	84
Carbon Monoxide	0.027	Not Detected
Methane	0.00027	1.1
Carbon Dioxide	0.027	12
Ethane	0.0027	0.00022 J
Ethene	0.0027	Not Detected
Helium	0.13	Not Detected

J = Estimated value.

Container Type: 1 Liter Summa Canister

Air Toxics LTD.
Laboratory Services Since 1989

Client Sample ID: VMP-13-10.5-021811-Dup

Lab ID#: 1102390B-05A

NATURAL GAS ANALYSIS BY MODIFIED ASTM D-1946

File Name:	**9022409**	**Date of Collection:**	**2/18/11 10:57:00 AM**
Dil. Factor:	**2.57**	**Date of Analysis:**	**2/24/11 09:33 AM**

Compound	Rpt. Limit (%)	Amount (%)
Oxygen	0.26	1.9
Nitrogen	0.26	85
Carbon Monoxide	0.026	Not Detected
Methane	0.00026	1.1
Carbon Dioxide	0.026	12
Ethane	0.0026	0.00023 J
Ethene	0.0026	Not Detected
Helium	0.13	0.021 J

J = Estimated value.

Container Type: 1 Liter Summa Canister

Air Toxics LTD.
Laboratory Services Since 1989

Client Sample ID: VMP-13-21.5-021811

Lab ID#: 1102390B-06A

NATURAL GAS ANALYSIS BY MODIFIED ASTM D-1946

File Name:	**9022410**	**Date of Collection:**	**2/18/11 1:22:00 PM**
Dil. Factor:	**2.46**	**Date of Analysis:**	**2/24/11 09:57 AM**

Compound	Rpt. Limit (%)	Amount (%)
Oxygen	0.25	1.9
Nitrogen	0.25	85
Carbon Monoxide	0.025	Not Detected
Methane	0.00025	1.2
Carbon Dioxide	0.025	12
Ethane	0.0025	0.00026 J
Ethene	0.0025	Not Detected
Helium	0.12	0.027 J

J = Estimated value.

Container Type: 1 Liter Summa Canister

Air Toxics LTD.
Laboratory Services Since 1989

Client Sample ID: VMP-13-29.5-021811

Lab ID#: 1102390B-07A

NATURAL GAS ANALYSIS BY MODIFIED ASTM D-1946

File Name:	**9022411**	**Date of Collection:**	**2/18/11 2:17:00 PM**
Dil. Factor:	**2.16**	**Date of Analysis:**	**2/24/11 10:21 AM**

Compound	Rpt. Limit (%)	Amount (%)
Oxygen	0.22	1.6
Nitrogen	0.22	83
Carbon Monoxide	0.022	Not Detected
Methane	0.00022	1.8
Carbon Dioxide	0.022	13
Ethane	0.0022	0.00052 J
Ethene	0.0022	Not Detected
Helium	0.11	0.010 J

J = Estimated value.

Container Type: 1 Liter Summa Canister

Air Toxics LTD.
Laboratory Services Since 1989

Client Sample ID: Lab Blank

Lab ID#: 1102390B-08A

NATURAL GAS ANALYSIS BY MODIFIED ASTM D-1946

File Name:	**9022405a**	**Date of Collection: NA**	
Dil. Factor:	**1.00**	**Date of Analysis: 2/24/11 08:00 AM**	

Compound	Rpt. Limit (%)	Amount (%)
Oxygen	0.10	0.019 J
Nitrogen	0.10	0.053 J
Carbon Monoxide	0.010	Not Detected
Methane	0.00010	Not Detected
Carbon Dioxide	0.010	Not Detected
Ethane	0.0010	Not Detected
Ethene	0.0010	Not Detected

J = Estimated value.

Container Type: NA - Not Applicable

Air Toxics LTD.
Laboratory Services Since 1989

Client Sample ID: Lab Blank

Lab ID#: 1102390B-08B

NATURAL GAS ANALYSIS BY MODIFIED ASTM D-1946

File Name:	**9022404ba**	**Date of Collection: NA**	
Dil. Factor:	**1.00**	**Date of Analysis: 2/24/11 07:38 AM**	

Compound	**Rpt. Limit (%)**	**Amount (%)**
Helium	0.050	Not Detected

Container Type: NA - Not Applicable

Air Toxics LTD.
Laboratory Services Since 1989

Client Sample ID: LCS

Lab ID#: 1102390B-09A

NATURAL GAS ANALYSIS BY MODIFIED ASTM D-1946

File Name:	**9022402**	**Date of Collection: NA**	
Dil. Factor:	**1.00**	**Date of Analysis: 2/24/11 06:50 AM**	

Compound	%Recovery
Oxygen	99
Nitrogen	100
Carbon Monoxide	100
Methane	95
Carbon Dioxide	99
Ethane	97
Ethene	96
Helium	97

Container Type: NA - Not Applicable

Air Toxics LTD.
Laboratory Services Since 1989

Client Sample ID: LCSD

Lab ID#: 1102390B-09AA

NATURAL GAS ANALYSIS BY MODIFIED ASTM D-1946

File Name:	**9022436**	**Date of Collection: NA**	
Dil. Factor:	**1.00**	**Date of Analysis: 2/24/11 10:02 PM**	

Compound	%Recovery
Oxygen	98
Nitrogen	100
Carbon Monoxide	99
Methane	97
Carbon Dioxide	99
Ethane	98
Ethene	98
Helium	96

Container Type: NA - Not Applicable

1102390

Shell Oil Products Chain Of Custody Record

URS

Air Toxics LTD.
Project Name: Roxana Dissolved Phase
Project # 21562593.00007
Lab Vendor #

Please Check Appropriate Box:
☑ ENV. SERVICES ☐ MOTIVA RETAIL ☐ SHELL RETAIL
☐ MOTIVA SD&CM ☐ CONSULTANT ☐ LUBES
☐ SHELL PIPELINE ☐ OTHER

Print Bill To Contact Name: Thomas Adams
PO #

INCIDENT # (ENV SERVICES): 9 7 2 1 8 6 4 0 ☐ CHECK IF NO INCIDENT # APPLIES
SAP # 3 4 0 0 6 1

DATE: 02/18/11
PAGE: 1 of 1

SAMPLING COMPANY: URS CORPORATION
LOG CODE:
SITE ADDRESS: Street and City: 900 SOUTH CENTRAL AVE -- ROXANA
State: IL
GLOBAL ID NO.:
ADDRESS: 1001 HIGHLANDS PLAZA DRIVE WEST - SUITE 300; ST. LOUIS, MO 63110
EDF DELIVERABLE TO (Name, Company, Office Location): Elizabeth Kunkel, URS, St. Louis
PHONE NO.: 314-743-4179
E-MAIL: Elizabeth_Kunkel@URSCorp.com
CONSULTANT PROJECT NAME/#: Roxana Dissolved Phase
Laboratory Address: Air Toxics, LTD 180 Blue Ravine Road, Suite B, Folsom, CA 95630-4719
SAMPLER NAME(S) (Print):
TELEPHONE: 314-429-0100
FAX: 314-428-0462
Bill To Contact E-MAIL: Thomas_Adams@URSCorp.com

TURNAROUND TIME (CALENDAR DAYS):
☑ STANDARD (14 DAY) ☐ 5 DAYS ☐ 3 DAYS ☐ 2 DAYS ☐ 24 HOURS ☐ RESULTS NEEDED ON WEEKEND

☐ LA - RWQCB REPORT FORMAT ☑ UST AGENCY:

DELIVERABLES: ☐ LEVEL 1 ☐ LEVEL 2 ☐ LEVEL 3 ☑ LEVEL 4 ☐ OTHER (SPECIFY)

☑ SHELL CONTRACT RATE APPLIES
☐ STATE REIMBURSEMENT RATE APPLIES
☐ EDD NOT NEEDED
☑ RECEIPT VERIFICATION REQUESTED

REQUESTED ANALYSIS

LAB USE ONLY	Field Sample Identification	SAMPLING DATE	SAMPLING TIME	Canister Number	Canister Pressure/Vacuum Initial	Final	Receipt	Final (psi)	Modified TO-15	ASTM D-1946 + Helium	ASTM D-1946
01A	VMP-14-20-021811	2/18/11	1053 / 1125	2203	-30	-8			X	X	
02A	VMP-14-29-021811	2/18/11	1212 / 1236	617	-30	-7			X	X	
03A	VMP-13-5-021811	2/18/11	0916 / 0949	2219	-30	-9.5			X	X	
04A	VMP-13-10.5-021811	2/18/11	1027 / 1057	3864	-28.5	-7.5			X	X	
05A	VMP-13-10.5-021811-Dup	2/18/11	1027 / 1057	3715	-30	-5.5			X	X	
06A	VMP-13-21.5-021811	2/18/11	1251 / 1322	5521	-29	-5			X	X	
07A	VMP-13-29.5-021811	2/18/11	1357 / 1417	3292	-29.5	-1			X	X	

Turn Around Time: ☑ Normal ☐ Rush Specify

Lab Use Only
Pressurized by:
Date:
Pressurization Gas: N_2 He

ADDITIONAL NOTES:
- 14 day hold time
- Report results between MDL and RL
- Level IV ECVP
- Barcode number unreadable for VMP-24-22-021711

	Relinquished by: (Signature)	Received by: (Signature)	Date:	Time:
		FEDEX	2/18/11	1600
	Relinquished by: (Signature)	Received by: (Signature) ATL	Date: 02/21/11	Time: 0835
	Relinquished by: (Signature)	Received by: (Signature)	Date:	Time:

05/2/06 Revision

FEDEX
CUSTODY SEAL INTACT?
Y N NONE TEMP NA

Roxana 1Q2011 Vapor Data Review

Laboratory SDG: 1103359A, B

Data Reviewer: Elizabeth Kunkel

Peer reviewer: Tony Sedlacek

Date Reviewed: 3/28/2011

Guidance: USEPA National Functional Guidelines for Superfund Organic Methods Data Review 2008

Work Plan: Dissolved Phase Groundwater Investigation and P-60 Free Phase Product Delineation (2009)

Sample Identification	Sample Identification
VMP-20-5-031411	VMP-20-10-031411
VMP-20-25-031411	VMP-25-5-031511
VMP-25-21-031511	VMP-25-21-031511-DUP

1.0 Data Package Completeness

Were all items delivered as specified in the QAPP and COC as appropriate?

Yes

2.0 Laboratory Case Narrative \ Cooler Receipt Form

Were problems noted in the laboratory case narrative or cooler receipt form?

Yes, the laboratory case narrative indicated that sample VMP-25-5-031511 was diluted and re-analyzed to bring 2,2,4-Trimethylpentane within calibration range of the instrument. Results for 2,2,4-Trimethylpentane were reported from the re-analysis run and all other results were reported from the original analysis. Samples VMP-25-21-031511 and VMP-25-21-031511-DUP were diluted due to high levels of target analytes. Although not indicated in the laboratory case narrative, analytes were detected in the method blank. Field duplicate pair VMP-25-21-031511/VMP-25-21-031511-DUP was qualified due to field duplicate RPDs outside evaluation criteria. TO-15 LCS/LCSD and CCV recoveries were outside evaluation criteria. These issues are addressed further in the appropriate sections below.

No issues or discrepancies were indicated in the cooler receipt form.

3.0 Holding Times

Were samples extracted/analyzed within applicable limits?

Yes

4.0 Blank Contamination

Were any analytes detected in the Method Blanks, Field Blanks or Trip Blanks?

Yes

Blank ID	Parameter	Analyte	Concentration/Amount
1103359A-07A	TO-15	Carbon disulfide	0.074 ppbv / 0.23 µg/m^3
1103359A-07A	TO-15	Methylene chloride	0.16 ppbv / 0.55 µg/m^3
1103359A-07A	TO-15	cis-1,2-Dichloroethene	0.095 ppbv / 0.38 µg/m^3
1103359A-07A	TO-15	2-Hexanaone	0.054 ppbv / 0.22 µg/m^3
1103359A-07A	TO-15	Bromoform	0.069 ppbv / 0.71 µg/m^3
1103359A-07A	TO-15	1,1,2,2-Tetrachloroethane	0.084 ppbv / 0.58 µg/m^3
1103359A-07B	TO-15	Carbon disulfide	0.092 ppbv / 0.29 µg/m^3
1103359A-07B	TO-15	Methylene chloride	0.12 ppbv / 0.41 µg/m^3
1103359A-07C	TO-15	Carbon disulfide	0.10 ppbv / 0.33 µg/m^3
1103359B-07A	Natural gases	Oxygen	0.0054 %
1103359B-07A	Natural gases	Nitrogen	0.044 %

Qualifications due to blank contamination are included in the table below. Analytical data that were reported non-detect or at concentrations greater than five times (5X) the associated blank concentration did not require qualification.

Sample ID	Parameter	Analyte	New Reporting Limit (RL)	Qualification
VMP-20-5-031411	TO-15	Methylene chloride	-	**U**
VMP-20-25-031411	TO-15	Carbon disulfide	-	**U**

5.0 Laboratory Control Sample

Were LCS recoveries within evaluation criteria?

No

LCS/LCSD ID	Parameter	Analyte	LCS/LCSD Recovery	RPD	LCS/LCSD/ RPD Criteria
1103359A-09A/AA	TO-15	1,2,4-Trichlorobenzene	**68/**78	14	70-130/25

Analytical data that required qualification based on LCS data are included in the table below.

Sample ID	Parameter	Analyte	Qualification
VMP-20-5-031411	TO-15	1,2,4-Trichlorobenzene	**UJ**
VMP-20-10-031411	TO-15	1,2,4-Trichlorobenzene	**UJ**
VMP-20-25-031411	TO-15	1,2,4-Trichlorobenzene	**UJ**
VMP-20-5-031511	TO-15	1,2,4-Trichlorobenzene	**UJ**

6.0 Surrogate Recoveries

Were surrogate recoveries within evaluation criteria?

Yes

7.0 Matrix Spike and Matrix Spike Duplicate Recoveries

Were MS/MSD samples collected as part of this SDG?

MS/MSD samples are not applicable for vapor samples, due to inability to spike the samples.

8.0 Laboratory Duplicate Results

Were laboratory duplicate samples collected as part of this SDG?

No

9.0 Field Duplicate Results

Were field duplicate samples collected as part of this SDG?

Yes

Field ID	Field Duplicate ID
VMP-25-21-031511	VMP-25-21-031511-DUP

Were field duplicates within evaluation criteria?

No

Field ID	Field Duplicate ID	Parameter	Analyte	RPD	Qualification
VMP-25-21-031511	VMP-25-21-031511-DUP	TO-15	Acetone	**43**	**J**
VMP-25-21-031511	VMP-25-21-031511-DUP	TO-15	Hexane	**44**	**J**
VMP-25-21-031511	VMP-25-21-031511-DUP	TO-15	Cyclohexane	**45**	**J**
VMP-25-21-031511	VMP-25-21-031511-DUP	TO-15	Benzene	**40**	**J**
VMP-25-21-031511	VMP-25-21-031511-DUP	TO-15	Heptane	**46**	**J**
VMP-25-21-031511	VMP-25-21-031511-DUP	TO-15	Chlorobenzene	**41**	**J**

10.0 Sample Dilutions

For samples that were diluted and nondetect, were undiluted results also reported?

Not applicable; analytes were detected in samples that were diluted.

11.0 Additional Qualifications

Were additional qualifications applied?

Yes, the CCV recovery listed in the table below was above evaluation criteria.

CCV ID	Parameter	Analyte	CCV Recovery	CCV Criteria
1103359A-08A	TO-15	Ethanol	**131**	70-130

Analytical data that required qualification based on CCV data are included in the table below. Analytical data which were reported as non-detect and associated with CCV recoveries above evaluation criteria, indicating a possible high bias, did not require qualification.

Sample ID	Parameter	Analyte	Qualification
VMP-20-5-031411	TO-15	Ethanol	**J**
VMP-20-10-031411	TO-15	Ethanol	**J**
VMP-20-25-031411	TO-15	Ethanol	**J**

Air Toxics LTD.
Laboratory Services Since 1989

3/30/2011
Mr. Jeff Adams
URS Corporation
1001 Highlands Plaza Dr. West
Suite 300
St. Louis MO 63110

Project Name: Roxana Dissolved Phase
Project #: 21562593.00007
Workorder #: 1103359AR1

Dear Mr. Jeff Adams

The following report includes the data for the above referenced project for sample(s) received on 3/16/2011 at Air Toxics Ltd.

The data and associated QC analyzed by Modified TO-15 are compliant with the project requirements or laboratory criteria with the exception of the deviations noted in the attached case narrative.

Thank you for choosing Air Toxics Ltd. for your air analysis needs. Air Toxics Ltd. is committed to providing accurate data of the highest quality. Please feel free to contact the Project Manager: Jacquelyn Luta at 916-985-1000 if you have any questions regarding the data in this report.

Regards,

Jacquelyn Luta
Project Manager

Reviewed on 3/30/2011

WORK ORDER #: 1103359A

Work Order Summary

CLIENT:	Mr. Jeff Adams URS Corporation 1001 Highlands Plaza Dr. West Suite 300 St. Louis, MO 63110	**BILL TO:**	Accounts Payable Austin URS Corporation P.O. BOX 203970 Austin, TX 78720-1088
PHONE:	314-429-0100	**P.O. #**	21562593.00007
FAX:		**PROJECT #**	21562593.00007 Roxana Dissolved Phase
DATE RECEIVED:	03/16/2011	**CONTACT:**	Jacquelyn Luta
DATE COMPLETED:	03/25/2011		

FRACTION #	NAME	TEST	RECEIPT VAC./PRES.	FINAL PRESSURE
01A	VMP-20-5-031411	Modified TO-15	5.0 "Hg	15 psi
02A	VMP-20-10-031411	Modified TO-15	5.0 "Hg	15 psi
03A	VMP-20-25-031411	Modified TO-15	4.6 "Hg	15 psi
04A	VMP-25-5-031511	Modified TO-15	5.0 "Hg	15 psi
04B	VMP-25-5-031511	Modified TO-15	5.0 "Hg	15 psi
05A	VMP-25-21-031511	Modified TO-15	4.4 "Hg	15 psi
06A	VMP-25-21-031511-DUP	Modified TO-15	5.0 "Hg	15 psi
07A	Lab Blank	Modified TO-15	NA	NA
07B	Lab Blank	Modified TO-15	NA	NA
07C	Lab Blank	Modified TO-15	NA	NA
08A	CCV	Modified TO-15	NA	NA
08B	CCV	Modified TO-15	NA	NA
08C	CCV	Modified TO-15	NA	NA
09A	LCS	Modified TO-15	NA	NA
09AA	LCSD	Modified TO-15	NA	NA
09B	LCS	Modified TO-15	NA	NA
09BB	LCSD	Modified TO-15	NA	NA

Continued on next page

Air Toxics LTD.
Laboratory Services Since 1989

WORK ORDER #: 1103359A

Work Order Summary

CLIENT:	Mr. Jeff Adams URS Corporation 1001 Highlands Plaza Dr. West Suite 300 St. Louis, MO 63110	**BILL TO:**	Accounts Payable Austin URS Corporation P.O. BOX 203970 Austin, TX 78720-1088
PHONE:	314-429-0100	**P.O. #**	21562593.00007
FAX:		**PROJECT #**	21562593.00007 Roxana Dissolved Phase
DATE RECEIVED:	03/16/2011	**CONTACT:**	Jacquelyn Luta
DATE COMPLETED:	03/25/2011		

FRACTION #	NAME	TEST	RECEIPT VAC./PRES.	FINAL PRESSURE
09C	LCS	Modified TO-15	NA	NA
09CC	LCSD	Modified TO-15	NA	NA

CERTIFIED BY: Linda D. Truman DATE: 03/25/11

Laboratory Director

Certfication numbers: CA NELAP - 02110CA, LA NELAP/LELAP- AI 30763,
NY NELAP - 11291, UT NELAP - 9166389892, AZ Licensure AZ0719
Name of Accrediting Agency: NELAP/Florida Department of Health, Scope of Application: Clean Air Act,
Accreditation number: E87680, Effective date: 07/01/09, Expiration date: 06/30/11
Air Toxics Ltd. certifies that the test results contained in this report meet all requirements of the NELAC standards

This report shall not be reproduced, except in full, without the written approval of Air Toxics Ltd.

180 BLUE RAVINE ROAD, SUITE B FOLSOM, CA - 95630
(916) 985-1000 . (800) 985-5955 . FAX (916) 985-1020

LABORATORY NARRATIVE
EPA Method TO-15
URS Corporation
Workorder# 1103359AR1

Six 1 Liter Summa Canister samples were received on March 16, 2011. The laboratory performed analysis via modified EPA Method TO-15 using GC/MS in the full scan mode.

This workorder was independently validated prior to submittal using 'USEPA National Functional Guidelines' as generally applied to the analysis of volatile organic compounds in air. A rules-based, logic driven, independent validation engine was employed to assess completeness, evaluate pass/fail of relevant project quality control requirements and verification of all quantified amounts.

Receiving Notes

There were no receiving discrepancies.

Analytical Notes

All Quality Control Limit exceedences and affected sample results are noted by flags. Each flag is defined at the bottom of this Case Narrative and on each Sample Result Summary page. Target compound non-detects in the samples that are associated with high bias in QC analyses have not been flagged.

As per project specific client request the laboratory has reported estimated values for target compound hits that are below the Reporting Limit but greater than the Method Detection Limit. Concentrations that are below the level at which the canister was certified (0.2 ppbv for compounds reported at 0.5 ppbv and 0.8 ppbv for compounds reported at 2.0 ppbv) may be false positives.

Due to high-level target compounds, sample VMP-25-5-031511 was analyzed twice. In the "A" fraction, the sample was diluted to bring the highest-level compounds within the calibration range. The "B" fraction is also reported by client request and may be reported with "E" flags indicating the compound exceeds the calibration range. Both runs and associated QC are reported.

Dilution was performed on samples VMP-25-21-031511 and VMP-25-21-031511-DUP due to the presence of high level target species.

THE WORKORDER WAS REISSUED ON 3/30/11 TO REMOVE AN INCORRECT FLAG FROM CARBON DISULFIDE IN THE LCS AND LCSD, AS WELL AS TO AMEND THE RECOVERY LIMITS FOR CARBON DISULFIDE FOR THE LCS AND LCSD IN THE DATA FILES.

ALSO, AN INCORRECT FLAG FROM CYCLOHEXANE IN SAMPLE VMP-20-10-031411 WAS REMOVED IN THE FINAL REPORT.

Definition of Data Qualifying Flags

Eight qualifiers may have been used on the data analysis sheets and indicates as follows:

B - Compound present in laboratory blank greater than reporting limit (background subtraction not performed).

J - Estimated value.
E - Exceeds instrument calibration range.
S - Saturated peak.
Q - Exceeds quality control limits.
U - Compound analyzed for but not detected above the reporting limit.
UJ- Non-detected compound associated with low bias in the CCV and/or LCS.
N - The identification is based on presumptive evidence.

File extensions may have been used on the data analysis sheets and indicates as follows:
a-File was requantified
b-File was quantified by a second column and detector
r1-File was requantified for the purpose of reissue

Air Toxics LTD.
Laboratory Services Since 1989

Summary of Detected Compounds
EPA METHOD TO-15 GC/MS FULL SCAN

Client Sample ID: VMP-20-5-031411

Lab ID#: 1103359A-01A

Compound	Rpt. Limit (ppbv)	Amount (ppbv)	Rpt. Limit (ug/m3)	Amount (ug/m3)
Freon 12	1.2	0.60 J	6.0	3.0 J
Freon 11	1.2	0.27 J	6.8	1.5 J
Ethanol	4.8	60 J J	9.1	110 J J
Acetone	4.8	13	11	32
Carbon Disulfide	4.8	34	15	100
Methylene Chloride	1.2	~~0.41 J~~ U	4.2	~~1.4 J~~ U
Hexane	1.2	4.7	4.3	16
2-Butanone (Methyl Ethyl Ketone)	4.8	0.89 J	14	2.6 J
Chloroform	1.2	6.4	5.9	31
Cyclohexane	1.2	15	4.2	52
2,2,4-Trimethylpentane	1.2	310	5.6	1400
Benzene	1.2	86	3.9	270
Heptane	1.2	2.4	5.0	10
Toluene	1.2	12	4.6	46
Tetrachloroethene	1.2	8.1	8.2	55
Chlorobenzene	1.2	8.2	5.6	38
Ethyl Benzene	1.2	3.4	5.2	14
m,p-Xylene	1.2	5.2	5.2	23
o-Xylene	1.2	1.5	5.2	6.6
Cumene	1.2	0.64 J	5.9	3.2 J
Propylbenzene	1.2	0.48 J	5.9	2.4 J
4-Ethyltoluene	1.2	0.56 J	5.9	2.8 J
1,3,5-Trimethylbenzene	1.2	0.21 J	5.9	1.0 J
1,2,4-Trimethylbenzene	1.2	0.80 J	5.9	3.9 J

Client Sample ID: VMP-20-10-031411

Lab ID#: 1103359A-02A

Compound	Rpt. Limit (ppbv)	Amount (ppbv)	Rpt. Limit (ug/m3)	Amount (ug/m3)
Freon 12	1.2	0.57 J	6.0	2.8 J
Freon 11	1.2	0.20 J	6.8	1.1 J

Air Toxics LTD.
Laboratory Services Since 1989

Summary of Detected Compounds
EPA METHOD TO-15 GC/MS FULL SCAN

Client Sample ID: VMP-20-10-031411

Lab ID#: 1103359AR1-02A

Ethanol	4.8	1.8 J J	9.1	3.4 J J
Acetone	4.8	8.8	11	21
Carbon Disulfide	4.8	1.3 J	15	4.1 J
Hexane	1.2	1.4	4.3	4.9
2-Butanone (Methyl Ethyl Ketone)	4.8	1.2 J	14	3.5 J
Tetrahydrofuran	1.2	0.61 J	3.6	1.8 J
Chloroform	1.2	1.0 J	5.9	4.9 J
Cyclohexane	1.2	1.2	4.2	4.1
2,2,4-Trimethylpentane	1.2	49	5.6	230
Benzene	1.2	67	3.9	210
Heptane	1.2	0.84 J	5.0	3.4 J
Bromodichloromethane	1.2	0.34 J	8.1	2.3 J
Toluene	1.2	2.2	4.6	8.4
Tetrachloroethene	1.2	1.3	8.2	8.9
Ethyl Benzene	1.2	2.0	5.2	8.9
m,p-Xylene	1.2	3.8	5.2	16
o-Xylene	1.2	1.4	5.2	6.0
Cumene	1.2	0.51 J	5.9	2.5 J
Propylbenzene	1.2	0.48 J	5.9	2.3 J
4-Ethyltoluene	1.2	0.52 J	5.9	2.6 J
1,3,5-Trimethylbenzene	1.2	0.48 J	5.9	2.4 J
1,2,4-Trimethylbenzene	1.2	0.94 J	5.9	4.6 J

Client Sample ID: VMP-20-25-031411

Lab ID#: 1103359AR1-03A

Compound	Rpt. Limit (ppbv)	Amount (ppbv)	Rpt. Limit (ug/m3)	Amount (ug/m3)
~~Freon 12~~	1.2	~~0.65 J~~	~~5.9~~	~~3.2 J~~
Ethanol	4.8	2.4 J J	9.0	4.5 J J
Acetone	4.8	4.4 J	11	10 J
Carbon Disulfide	4.8	~~0.24 J~~ U	15	~~0.74 J~~ U
Hexane	1.2	0.49 J	4.2	1.7 J
2-Butanone (Methyl Ethyl Ketone)	4.8	0.38 J	14	1.1 J

Air Toxics LTD.
Laboratory Services Since 1989

Summary of Detected Compounds
EPA METHOD TO-15 GC/MS FULL SCAN

Client Sample ID: VMP-20-25-031411

Lab ID#: 1103359A-03A

Cyclohexane	1.2	0.56 J	4.1	1.9 J
2,2,4-Trimethylpentane	1.2	35	5.6	160
Benzene	1.2	110	3.8	350
Heptane	1.2	0.54 J	4.9	2.2 J
Toluene	1.2	0.39 J	4.5	1.5 J
Tetrachloroethene	1.2	1.0 J	8.1	6.8 J
m,p-Xylene	1.2	0.25 J	5.2	1.1 J
o-Xylene	1.2	0.22 J	5.2	0.95 J

Client Sample ID: VMP-25-5-031511 * "Use these results only. All other data was reported from the 24.2 x dilution analysis."

Lab ID#: 1103359A-04A DF = 32.3

Compound	Rpt. Limit (ppbv)	Amount (ppbv)	Rpt. Limit (ug/m3)	Amount (ug/m3)
Acetone	65	1600	150	3700
Hexane	16	390	57	1400
Chloroform	16	9.6 J	79	47 J
Cyclohexane	16	1800	56	6200
* 2,2,4-Trimethylpentane	16	6500	75	30000
Benzene	16	260	52	850
Heptane	16	160	66	640
Toluene	16	13 J	61	48 J
Chlorobenzene	16	230	74	1100
Ethyl Benzene	16	17	70	76
m,p-Xylene	16	59	70	260
o-Xylene	16	34	70	150
Cumene	16	58	79	290
Propylbenzene	16	88	79	430
4-Ethyltoluene	16	24	79	120
1,3,5-Trimethylbenzene	16	24	79	120
1,2,4-Trimethylbenzene	16	27	79	130

Client Sample ID: VMP-25-5-031511

Lab ID#: 1103359A-04B

Air Toxics LTD.
Laboratory Services Since 1989

Summary of Detected Compounds
EPA METHOD TO-15 GC/MS FULL SCAN

Client Sample ID: VMP-25-5-031511 * "Do not use this data. Use all other data."

Lab ID#: 1103359A-04B DF = 2.42

Compound	Rpt. Limit (ppbv)	Amount (ppbv)	Rpt. Limit (ug/m3)	Amount (ug/m3)
Acetone	48	1500	110	3600
Carbon Disulfide	48	1.5 J	150	4.7 J
Hexane	12	380	43	1300
Chloroform	12	9.8 J	59	48 J
Cyclohexane	12	1800	42	6000
~~2,2,4-Trimethylpentane~~ *	~~12~~	~~6100 E~~	~~56~~	~~29000 E~~
Benzene	12	260	39	820
Heptane	12	150	50	600
Toluene	12	11 J	46	42 J
Chlorobenzene	12	220	56	1000
Ethyl Benzene	12	16	52	70
m,p-Xylene	12	61	52	260
o-Xylene	12	34	52	150
Cumene	12	58	59	280
Propylbenzene	12	94	59	460
4-Ethyltoluene	12	25	59	120
1,3,5-Trimethylbenzene	12	27	59	130
1,2,4-Trimethylbenzene	12	29	59	140

Client Sample ID: VMP-25-21-031511

Lab ID#: 1103359A-05A

Compound	Rpt. Limit (ppbv)	Amount (ppbv)	Rpt. Limit (ug/m3)	Amount (ug/m3)
Chloroethane	9500	1400 J	25000	3700 J
Ethanol	9500	6300 J	18000	12000 J
Acetone	9500	500000 J	22000	1200000 J
2-Propanol	9500	6000 J	23000	15000 J
Carbon Disulfide	9500	2000 J	30000	6300 J
Methylene Chloride	2400	790 J	8200	2700 J
Hexane	2400	490000 J	8400	1700000 J
Cyclohexane	2400	410000 J	8200	1400000 J

Air Toxics LTD.
Laboratory Services Since 1989

Summary of Detected Compounds
EPA METHOD TO-15 GC/MS FULL SCAN

Client Sample ID: VMP-25-21-031511

Lab ID#: 1103359A-05A

Benzene	2400	30000 J	7600	97000 J
Heptane	2400	100000 J	9700	420000 J
Toluene	2400	7100	8900	27000
Chlorobenzene	2400	6400 J	11000	29000 J
Ethyl Benzene	2400	2500	10000	11000
m,p-Xylene	2400	4200	10000	18000
o-Xylene	2400	1100 J	10000	4600 J
Styrene	2400	340 J	10000	1400 J
Cumene	2400	880 J	12000	4300 J
Propylbenzene	2400	1400 J	12000	6700 J
4-Ethyltoluene	2400	350 J	12000	1700 J
1,2,4-Trimethylbenzene	2400	390 J	12000	1900 J

Client Sample ID: VMP-25-21-031511-DUP

Lab ID#: 1103359A-06A

Compound	Rpt. Limit (ppbv)	Amount (ppbv)	Rpt. Limit (ug/m3)	Amount (ug/m3)
Ethanol	12000	7600 J	23000	14000 J
Acetone	12000	770000 J	29000	1800000 J
2-Propanol	12000	11000 J	30000	27000 J
Carbon Disulfide	12000	2900 J	38000	9000 J
Hexane	3000	770000 J	11000	2700000 J
Cyclohexane	3000	650000 J	10000	2200000 J
Benzene	3000	45000 J	9700	140000 J
Heptane	3000	160000 J	12000	650000 J
Toluene	3000	4300	11000	16000
Chlorobenzene	3000	9700 J	14000	44000 J
Ethyl Benzene	3000	2500 J	13000	11000 J
m,p-Xylene	3000	4200	13000	18000
o-Xylene	3000	1200 J	13000	5300 J
Cumene	3000	1400 J	15000	6700 J
Propylbenzene	3000	1900 J	15000	9300 J

Air Toxics LTD.
Laboratory Services Since 1989

Client Sample ID: VMP-20-5-031411

Lab ID#: 1103359A-01A

EPA METHOD TO-15 GC/MS FULL SCAN

File Name:	**2032113**	**Date of Collection:**	**3/14/11 10:55:00 AM**
Dil. Factor:	**2.42**	**Date of Analysis:**	**3/22/11 07:58 AM**

Compound	Rpt. Limit (ppbv)	Amount (ppbv)	Rpt. Limit (ug/m3)	Amount (ug/m3)
Freon 12	1.2	0.60 J	6.0	3.0 J
Freon 114	1.2	Not Detected	8.4	Not Detected
Chloromethane	4.8	Not Detected	10	Not Detected
Vinyl Chloride	1.2	Not Detected	3.1	Not Detected
1,3-Butadiene	1.2	Not Detected	2.7	Not Detected
Bromomethane	1.2	Not Detected	4.7	Not Detected
Chloroethane	4.8	Not Detected	13	Not Detected
Freon 11	1.2	0.27 J	6.8	1.5 J
Ethanol	4.8	60 J J	9.1	110 J J
Freon 113	1.2	Not Detected	9.3	Not Detected
1,1-Dichloroethene	1.2	Not Detected	4.8	Not Detected
Acetone	4.8	13	11	32
2-Propanol	4.8	Not Detected	12	Not Detected
Carbon Disulfide	4.8	34	15	100
3-Chloropropene	4.8	Not Detected	15	Not Detected
Methylene Chloride	1.2	~~0.41 J~~ U	4.2	~~1.4 J~~ U
Methyl tert-butyl ether	1.2	Not Detected	4.4	Not Detected
trans-1,2-Dichloroethene	1.2	Not Detected	4.8	Not Detected
Hexane	1.2	4.7	4.3	16
1,1-Dichloroethane	1.2	Not Detected	4.9	Not Detected
2-Butanone (Methyl Ethyl Ketone)	4.8	0.89 J	14	2.6 J
cis-1,2-Dichloroethene	1.2	Not Detected	4.8	Not Detected
Tetrahydrofuran	1.2	Not Detected	3.6	Not Detected
Chloroform	1.2	6.4	5.9	31
1,1,1-Trichloroethane	1.2	Not Detected	6.6	Not Detected
Cyclohexane	1.2	15	4.2	52
Carbon Tetrachloride	1.2	Not Detected	7.6	Not Detected
2,2,4-Trimethylpentane	1.2	310	5.6	1400
Benzene	1.2	86	3.9	270
1,2-Dichloroethane	1.2	Not Detected	4.9	Not Detected
Heptane	1.2	2.4	5.0	10
Trichloroethene	1.2	Not Detected	6.5	Not Detected
1,2-Dichloropropane	1.2	Not Detected	5.6	Not Detected
1,4-Dioxane	4.8	Not Detected	17	Not Detected
Bromodichloromethane	1.2	Not Detected	8.1	Not Detected
cis-1,3-Dichloropropene	1.2	Not Detected	5.5	Not Detected
4-Methyl-2-pentanone	1.2	Not Detected	5.0	Not Detected
Toluene	1.2	12	4.6	46
trans-1,3-Dichloropropene	1.2	Not Detected	5.5	Not Detected
1,1,2-Trichloroethane	1.2	Not Detected	6.6	Not Detected
Tetrachloroethene	1.2	8.1	8.2	55

Air Toxics LTD.
Laboratory Services Since 1989

Client Sample ID: VMP-20-5-031411

Lab ID#: 1103359A-01A

EPA METHOD TO-15 GC/MS FULL SCAN

File Name:	**2032113**	**Date of Collection:**	**3/14/11 10:55:00 AM**
Dil. Factor:	**2.42**	**Date of Analysis:**	**3/22/11 07:58 AM**

Compound	Rpt. Limit (ppbv)	Amount (ppbv)	Rpt. Limit (ug/m3)	Amount (ug/m3)	
2-Hexanone	4.8	Not Detected	20	Not Detected	
Dibromochloromethane	1.2	Not Detected	10	Not Detected	
1,2-Dibromoethane (EDB)	1.2	Not Detected	9.3	Not Detected	
Chlorobenzene	1.2	8.2	5.6	38	
Ethyl Benzene	1.2	3.4	5.2	14	
m,p-Xylene	1.2	5.2	5.2	23	
o-Xylene	1.2	1.5	5.2	6.6	
Styrene	1.2	Not Detected	5.2	Not Detected	
Bromoform	1.2	Not Detected	12	Not Detected	
Cumene	1.2	0.64 J	5.9	3.2 J	
1,1,2,2-Tetrachloroethane	1.2	Not Detected	8.3	Not Detected	
Propylbenzene	1.2	0.48 J	5.9	2.4 J	
4-Ethyltoluene	1.2	0.56 J	5.9	2.8 J	
1,3,5-Trimethylbenzene	1.2	0.21 J	5.9	1.0 J	
1,2,4-Trimethylbenzene	1.2	0.80 J	5.9	3.9 J	
1,3-Dichlorobenzene	1.2	Not Detected	7.3	Not Detected	
1,4-Dichlorobenzene	1.2	Not Detected	7.3	Not Detected	
alpha-Chlorotoluene	1.2	Not Detected	6.3	Not Detected	
1,2-Dichlorobenzene	1.2	Not Detected	7.3	Not Detected	
1,2,4-Trichlorobenzene	4.8	Not Detected	36	Not Detected	UJ
Hexachlorobutadiene	4.8	Not Detected	52	Not Detected	

UJ

J = Estimated value.
J = Estimated value due to bias in the CCV.
Container Type: 1 Liter Summa Canister

Surrogates	%Recovery	Method Limits
Toluene-d8	103	70-130
1,2-Dichloroethane-d4	116	70-130
4-Bromofluorobenzene	92	70-130

Air Toxics LTD.
Laboratory Services Since 1989

Client Sample ID: VMP-20-10-031411

Lab ID#: 1103359AR1-02A

EPA METHOD TO-15 GC/MS FULL SCAN

File Name:	**2032114**	**Date of Collection:**	**3/14/11 2:39:00 PM**
Dil. Factor:	**2.42**	**Date of Analysis:**	**3/22/11 08:47 AM**

Compound	Rpt. Limit (ppbv)	Amount (ppbv)	Rpt. Limit (ug/m3)	Amount (ug/m3)
Freon 12	1.2	0.57 J	6.0	2.8 J
Freon 114	1.2	Not Detected	8.4	Not Detected
Chloromethane	4.8	Not Detected	10	Not Detected
Vinyl Chloride	1.2	Not Detected	3.1	Not Detected
1,3-Butadiene	1.2	Not Detected	2.7	Not Detected
Bromomethane	1.2	Not Detected	4.7	Not Detected
Chloroethane	4.8	Not Detected	13	Not Detected
Freon 11	1.2	0.20 J	6.8	1.1 J
Ethanol	4.8	1.8 J J	9.1	3.4 J J
Freon 113	1.2	Not Detected	9.3	Not Detected
1,1-Dichloroethene	1.2	Not Detected	4.8	Not Detected
Acetone	4.8	8.8	11	21
2-Propanol	4.8	Not Detected	12	Not Detected
Carbon Disulfide	4.8	1.3 J	15	4.1 J
3-Chloropropene	4.8	Not Detected	15	Not Detected
Methylene Chloride	1.2	Not Detected	4.2	Not Detected
Methyl tert-butyl ether	1.2	Not Detected	4.4	Not Detected
trans-1,2-Dichloroethene	1.2	Not Detected	4.8	Not Detected
Hexane	1.2	1.4	4.3	4.9
1,1-Dichloroethane	1.2	Not Detected	4.9	Not Detected
2-Butanone (Methyl Ethyl Ketone)	4.8	1.2 J	14	3.5 J
cis-1,2-Dichloroethene	1.2	Not Detected	4.8	Not Detected
Tetrahydrofuran	1.2	0.61 J	3.6	1.8 J
Chloroform	1.2	1.0 J	5.9	4.9 J
1,1,1-Trichloroethane	1.2	Not Detected	6.6	Not Detected
Cyclohexane	1.2	1.2	4.2	4.1
Carbon Tetrachloride	1.2	Not Detected	7.6	Not Detected
2,2,4-Trimethylpentane	1.2	49	5.6	230
Benzene	1.2	67	3.9	210
1,2-Dichloroethane	1.2	Not Detected	4.9	Not Detected
Heptane	1.2	0.84 J	5.0	3.4 J
Trichloroethene	1.2	Not Detected	6.5	Not Detected
1,2-Dichloropropane	1.2	Not Detected	5.6	Not Detected
1,4-Dioxane	4.8	Not Detected	17	Not Detected
Bromodichloromethane	1.2	0.34 J	8.1	2.3 J
cis-1,3-Dichloropropene	1.2	Not Detected	5.5	Not Detected
4-Methyl-2-pentanone	1.2	Not Detected	5.0	Not Detected
Toluene	1.2	2.2	4.6	8.4
trans-1,3-Dichloropropene	1.2	Not Detected	5.5	Not Detected
1,1,2-Trichloroethane	1.2	Not Detected	6.6	Not Detected
Tetrachloroethene	1.2	1.3	8.2	8.9

Air Toxics LTD.
Laboratory Services Since 1989

Client Sample ID: VMP-20-10-031411

Lab ID#: 1103359A-02A

EPA METHOD TO-15 GC/MS FULL SCAN

File Name:	**2032114**	**Date of Collection: 3/14/11 2:39:00 PM**	
Dil. Factor:	**2.42**	**Date of Analysis: 3/22/11 08:47 AM**	

Compound	Rpt. Limit (ppbv)	Amount (ppbv)	Rpt. Limit (ug/m3)	Amount (ug/m3)
2-Hexanone	4.8	Not Detected	20	Not Detected
Dibromochloromethane	1.2	Not Detected	10	Not Detected
1,2-Dibromoethane (EDB)	1.2	Not Detected	9.3	Not Detected
Chlorobenzene	1.2	Not Detected	5.6	Not Detected
Ethyl Benzene	1.2	2.0	5.2	8.9
m,p-Xylene	1.2	3.8	5.2	16
o-Xylene	1.2	1.4	5.2	6.0
Styrene	1.2	Not Detected	5.2	Not Detected
Bromoform	1.2	Not Detected	12	Not Detected
Cumene	1.2	0.51 J	5.9	2.5 J
1,1,2,2-Tetrachloroethane	1.2	Not Detected	8.3	Not Detected
Propylbenzene	1.2	0.48 J	5.9	2.3 J
4-Ethyltoluene	1.2	0.52 J	5.9	2.6 J
1,3,5-Trimethylbenzene	1.2	0.48 J	5.9	2.4 J
1,2,4-Trimethylbenzene	1.2	0.94 J	5.9	4.6 J
1,3-Dichlorobenzene	1.2	Not Detected	7.3	Not Detected
1,4-Dichlorobenzene	1.2	Not Detected	7.3	Not Detected
alpha-Chlorotoluene	1.2	Not Detected	6.3	Not Detected
1,2-Dichlorobenzene	1.2	Not Detected	7.3	Not Detected
1,2,4-Trichlorobenzene	4.8	Not Detected UJ	36	Not Detected UJ
Hexachlorobutadiene	4.8	Not Detected	52	Not Detected

J = Estimated value.

Container Type: 1 Liter Summa Canister

Surrogates	%Recovery	Method Limits
Toluene-d8	104	70-130
1,2-Dichloroethane-d4	116	70-130
4-Bromofluorobenzene	88	70-130

Air Toxics LTD.
Laboratory Services Since 1989

Client Sample ID: VMP-20-25-031411

Lab ID#: 1103359A-03A

EPA METHOD TO-15 GC/MS FULL SCAN

File Name:	**2032116**	**Date of Collection:**	**3/14/11 3:57:00 PM**
Dil. Factor:	**2.39**	**Date of Analysis:**	**3/22/11 10:12 AM**

Compound	Rpt. Limit (ppbv)	Amount (ppbv)	Rpt. Limit (ug/m3)	Amount (ug/m3)
Freon 12	1.2	0.65 J	5.9	3.2 J
Freon 114	1.2	Not Detected	8.4	Not Detected
Chloromethane	4.8	Not Detected	9.9	Not Detected
Vinyl Chloride	1.2	Not Detected	3.0	Not Detected
1,3-Butadiene	1.2	Not Detected	2.6	Not Detected
Bromomethane	1.2	Not Detected	4.6	Not Detected
Chloroethane	4.8	Not Detected	13	Not Detected
Freon 11	1.2	Not Detected	6.7	Not Detected
Ethanol	4.8	2.4 J J	9.0	4.5 J J
Freon 113	1.2	Not Detected	9.2	Not Detected
1,1-Dichloroethene	1.2	Not Detected	4.7	Not Detected
Acetone	4.8	4.4 J	11	10 J
2-Propanol	4.8	Not Detected	12	Not Detected
Carbon Disulfide	4.8	~~0.24 J~~ U	15	~~0.74 J~~ U
3-Chloropropene	4.8	Not Detected	15	Not Detected
Methylene Chloride	1.2	Not Detected	4.2	Not Detected
Methyl tert-butyl ether	1.2	Not Detected	4.3	Not Detected
trans-1,2-Dichloroethene	1.2	Not Detected	4.7	Not Detected
Hexane	1.2	0.49 J	4.2	1.7 J
1,1-Dichloroethane	1.2	Not Detected	4.8	Not Detected
2-Butanone (Methyl Ethyl Ketone)	4.8	0.38 J	14	1.1 J
cis-1,2-Dichloroethene	1.2	Not Detected	4.7	Not Detected
Tetrahydrofuran	1.2	Not Detected	3.5	Not Detected
Chloroform	1.2	Not Detected	5.8	Not Detected
1,1,1-Trichloroethane	1.2	Not Detected	6.5	Not Detected
Cyclohexane	1.2	0.56 J	4.1	1.9 J
Carbon Tetrachloride	1.2	Not Detected	7.5	Not Detected
2,2,4-Trimethylpentane	1.2	35	5.6	160
Benzene	1.2	110	3.8	350
1,2-Dichloroethane	1.2	Not Detected	4.8	Not Detected
Heptane	1.2	0.54 J	4.9	2.2 J
Trichloroethene	1.2	Not Detected	6.4	Not Detected
1,2-Dichloropropane	1.2	Not Detected	5.5	Not Detected
1,4-Dioxane	4.8	Not Detected	17	Not Detected
Bromodichloromethane	1.2	Not Detected	8.0	Not Detected
cis-1,3-Dichloropropene	1.2	Not Detected	5.4	Not Detected
4-Methyl-2-pentanone	1.2	Not Detected	4.9	Not Detected
Toluene	1.2	0.39 J	4.5	1.5 J
trans-1,3-Dichloropropene	1.2	Not Detected	5.4	Not Detected
1,1,2-Trichloroethane	1.2	Not Detected	6.5	Not Detected
Tetrachloroethene	1.2	1.0 J	8.1	6.8 J

Air Toxics LTD.
Laboratory Services Since 1989

Client Sample ID: VMP-20-25-031411

Lab ID#: 1103359A-03A

EPA METHOD TO-15 GC/MS FULL SCAN

File Name:	**2032116**	**Date of Collection: 3/14/11 3:57:00 PM**	
Dil. Factor:	**2.39**	**Date of Analysis: 3/22/11 10:12 AM**	

Compound	Rpt. Limit (ppbv)	Amount (ppbv)	Rpt. Limit (ug/m3)	Amount (ug/m3)
2-Hexanone	4.8	Not Detected	20	Not Detected
Dibromochloromethane	1.2	Not Detected	10	Not Detected
1,2-Dibromoethane (EDB)	1.2	Not Detected	9.2	Not Detected
Chlorobenzene	1.2	Not Detected	5.5	Not Detected
Ethyl Benzene	1.2	Not Detected	5.2	Not Detected
m,p-Xylene	1.2	0.25 J	5.2	1.1 J
o-Xylene	1.2	0.22 J	5.2	0.95 J
Styrene	1.2	Not Detected	5.1	Not Detected
Bromoform	1.2	Not Detected	12	Not Detected
Cumene	1.2	Not Detected	5.9	Not Detected
1,1,2,2-Tetrachloroethane	1.2	Not Detected	8.2	Not Detected
Propylbenzene	1.2	Not Detected	5.9	Not Detected
4-Ethyltoluene	1.2	Not Detected	5.9	Not Detected
1,3,5-Trimethylbenzene	1.2	Not Detected	5.9	Not Detected
1,2,4-Trimethylbenzene	1.2	Not Detected	5.9	Not Detected
1,3-Dichlorobenzene	1.2	Not Detected	7.2	Not Detected
1,4-Dichlorobenzene	1.2	Not Detected	7.2	Not Detected
alpha-Chlorotoluene	1.2	Not Detected	6.2	Not Detected
1,2-Dichlorobenzene	1.2	Not Detected	7.2	Not Detected
1,2,4-Trichlorobenzene	4.8	Not Detected UJ	35	Not Detected UJ
Hexachlorobutadiene	4.8	Not Detected	51	Not Detected

J = Estimated value.

Container Type: 1 Liter Summa Canister

Surrogates	%Recovery	Method Limits
Toluene-d8	103	70-130
1,2-Dichloroethane-d4	116	70-130
4-Bromofluorobenzene	89	70-130

Air Toxics LTD.
Laboratory Services Since 1989

Client Sample ID: VMP-25-5-031511
Lab ID#: 1103359A-04A
EPA METHOD TO-15 GC/MS FULL SCAN

* "Use these results only. All other data was reported from the 24.2 X dilution analysis."

File Name:	**2032417**	**Date of Collection:**	**3/15/11 9:59:00 AM**
Dil. Factor:	**32.3**	**Date of Analysis:**	**3/25/11 11:51 AM**

Compound	Rpt. Limit (ppbv)	Amount (ppbv)	Rpt. Limit (ug/m3)	Amount (ug/m3)
Freon 12	16	Not Detected	80	Not Detected
Freon 114	16	Not Detected	110	Not Detected
Chloromethane	65	Not Detected	130	Not Detected
Vinyl Chloride	16	Not Detected	41	Not Detected
1,3-Butadiene	16	Not Detected	36	Not Detected
Bromomethane	16	Not Detected	63	Not Detected
Chloroethane	65	Not Detected	170	Not Detected
Freon 11	16	Not Detected	91	Not Detected
Ethanol	65	Not Detected	120	Not Detected
Freon 113	16	Not Detected	120	Not Detected
1,1-Dichloroethene	16	Not Detected	64	Not Detected
Acetone	65	1600	150	3700
2-Propanol	65	Not Detected	160	Not Detected
Carbon Disulfide	65	Not Detected	200	Not Detected
3-Chloropropene	65	Not Detected	200	Not Detected
Methylene Chloride	16	Not Detected	56	Not Detected
Methyl tert-butyl ether	16	Not Detected	58	Not Detected
trans-1,2-Dichloroethene	16	Not Detected	64	Not Detected
Hexane	16	390	57	1400
1,1-Dichloroethane	16	Not Detected	65	Not Detected
2-Butanone (Methyl Ethyl Ketone)	65	Not Detected	190	Not Detected
cis-1,2-Dichloroethene	16	Not Detected	64	Not Detected
Tetrahydrofuran	16	Not Detected	48	Not Detected
Chloroform	16	9.6 J	79	47 J
1,1,1-Trichloroethane	16	Not Detected	88	Not Detected
Cyclohexane	16	1800	56	6200
Carbon Tetrachloride	16	Not Detected	100	Not Detected
* 2,2,4-Trimethylpentane	16	6500	75	30000
Benzene	16	260	52	850
1,2-Dichloroethane	16	Not Detected	65	Not Detected
Heptane	16	160	66	640
Trichloroethene	16	Not Detected	87	Not Detected
1,2-Dichloropropane	16	Not Detected	75	Not Detected
1,4-Dioxane	65	Not Detected	230	Not Detected
Bromodichloromethane	16	Not Detected	110	Not Detected
cis-1,3-Dichloropropene	16	Not Detected	73	Not Detected
4-Methyl-2-pentanone	16	Not Detected	66	Not Detected
Toluene	16	13 J	61	48 J
trans-1,3-Dichloropropene	16	Not Detected	73	Not Detected
1,1,2-Trichloroethane	16	Not Detected	88	Not Detected
Tetrachloroethene	16	Not Detected	110	Not Detected

Air Toxics LTD.
Laboratory Services Since 1989

Client Sample ID: VMP-25-5-031511

Lab ID#: 1103359A-04A

EPA METHOD TO-15 GC/MS FULL SCAN

File Name:	**2032417**	**Date of Collection:**	**3/15/11 9:59:00 AM**
Dil. Factor:	**32.3**	**Date of Analysis:**	**3/25/11 11:51 AM**

Compound	Rpt. Limit (ppbv)	Amount (ppbv)	Rpt. Limit (ug/m3)	Amount (ug/m3)
2-Hexanone	65	Not Detected	260	Not Detected
Dibromochloromethane	16	Not Detected	140	Not Detected
1,2-Dibromoethane (EDB)	16	Not Detected	120	Not Detected
Chlorobenzene	16	230	74	1100
Ethyl Benzene	16	17	70	76
m,p-Xylene	16	59	70	260
o-Xylene	16	34	70	150
Styrene	16	Not Detected	69	Not Detected
Bromoform	16	Not Detected	170	Not Detected
Cumene	16	58	79	290
1,1,2,2-Tetrachloroethane	16	Not Detected	110	Not Detected
Propylbenzene	16	88	79	430
4-Ethyltoluene	16	24	79	120
1,3,5-Trimethylbenzene	16	24	79	120
1,2,4-Trimethylbenzene	16	27	79	130
1,3-Dichlorobenzene	16	Not Detected	97	Not Detected
1,4-Dichlorobenzene	16	Not Detected	97	Not Detected
alpha-Chlorotoluene	16	Not Detected	84	Not Detected
1,2-Dichlorobenzene	16	Not Detected	97	Not Detected
1,2,4-Trichlorobenzene	65	Not Detected	480	Not Detected
Hexachlorobutadiene	65	Not Detected	690	Not Detected

J = Estimated value.

Container Type: 1 Liter Summa Canister

Surrogates	%Recovery	Method Limits
Toluene-d8	103	70-130
1,2-Dichloroethane-d4	118	70-130
4-Bromofluorobenzene	94	70-130

Air Toxics LTD.
Laboratory Services Since 1989

Client Sample ID: VMP-25-5-031511 * "Do not use this data. Use all other data."
Lab ID#: 1103359A-04B

EPA METHOD TO-15 GC/MS FULL SCAN

File Name:	2032117	Date of Collection:	3/15/11 9:59:00 AM
Dil. Factor:	24.2	Date of Analysis:	3/22/11 10:46 AM

Compound	Rpt. Limit (ppbv)	Amount (ppbv)	Rpt. Limit (ug/m3)	Amount (ug/m3)
Freon 12	12	Not Detected	60	Not Detected
Freon 114	12	Not Detected	84	Not Detected
Chloromethane	48	Not Detected	100	Not Detected
Vinyl Chloride	12	Not Detected	31	Not Detected
1,3-Butadiene	12	Not Detected	27	Not Detected
Bromomethane	12	Not Detected	47	Not Detected
Chloroethane	48	Not Detected	130	Not Detected
Freon 11	12	Not Detected	68	Not Detected
Ethanol	48	Not Detected	91	Not Detected
Freon 113	12	Not Detected	93	Not Detected
1,1-Dichloroethene	12	Not Detected	48	Not Detected
Acetone	48	1500	110	3600
2-Propanol	48	Not Detected	120	Not Detected
Carbon Disulfide	48	1.5 J	150	4.7 J
3-Chloropropene	48	Not Detected	150	Not Detected
Methylene Chloride	12	Not Detected	42	Not Detected
Methyl tert-butyl ether	12	Not Detected	44	Not Detected
trans-1,2-Dichloroethene	12	Not Detected	48	Not Detected
Hexane	12	380	43	1300
1,1-Dichloroethane	12	Not Detected	49	Not Detected
2-Butanone (Methyl Ethyl Ketone)	48	Not Detected	140	Not Detected
cis-1,2-Dichloroethene	12	Not Detected	48	Not Detected
Tetrahydrofuran	12	Not Detected	36	Not Detected
Chloroform	12	9.8 J	59	48 J
1,1,1-Trichloroethane	12	Not Detected	66	Not Detected
Cyclohexane	12	1800	42	6000
Carbon Tetrachloride	12	Not Detected	76	Not Detected
~~2,2,4-Trimethylpentane~~	~~12~~	~~6100 E~~	~~56~~	~~29000 E~~
Benzene	12	260	39	820
1,2-Dichloroethane	12	Not Detected	49	Not Detected
Heptane	12	150	50	600
Trichloroethene	12	Not Detected	65	Not Detected
1,2-Dichloropropane	12	Not Detected	56	Not Detected
1,4-Dioxane	48	Not Detected	170	Not Detected
Bromodichloromethane	12	Not Detected	81	Not Detected
cis-1,3-Dichloropropene	12	Not Detected	55	Not Detected
4-Methyl-2-pentanone	12	Not Detected	50	Not Detected
Toluene	12	11 J	46	42 J
trans-1,3-Dichloropropene	12	Not Detected	55	Not Detected
1,1,2-Trichloroethane	12	Not Detected	66	Not Detected
Tetrachloroethene	12	Not Detected	82	Not Detected

Air Toxics LTD.
Laboratory Services Since 1989

Client Sample ID: VMP-25-5-031511

Lab ID#: 1103359A-04B

EPA METHOD TO-15 GC/MS FULL SCAN

File Name:	**2032117**	**Date of Collection:**	**3/15/11 9:59:00 AM**
Dil. Factor:	**24.2**	**Date of Analysis:**	**3/22/11 10:46 AM**

Compound	Rpt. Limit (ppbv)	Amount (ppbv)	Rpt. Limit (ug/m3)	Amount (ug/m3)
2-Hexanone	48	Not Detected	200	Not Detected
Dibromochloromethane	12	Not Detected	100	Not Detected
1,2-Dibromoethane (EDB)	12	Not Detected	93	Not Detected
Chlorobenzene	12	220	56	1000
Ethyl Benzene	12	16	52	70
m,p-Xylene	12	61	52	260
o-Xylene	12	34	52	150
Styrene	12	Not Detected	52	Not Detected
Bromoform	12	Not Detected	120	Not Detected
Cumene	12	58	59	280
1,1,2,2-Tetrachloroethane	12	Not Detected	83	Not Detected
Propylbenzene	12	94	59	460
4-Ethyltoluene	12	25	59	120
1,3,5-Trimethylbenzene	12	27	59	130
1,2,4-Trimethylbenzene	12	29	59	140
1,3-Dichlorobenzene	12	Not Detected	73	Not Detected
1,4-Dichlorobenzene	12	Not Detected	73	Not Detected
alpha-Chlorotoluene	12	Not Detected	63	Not Detected
1,2-Dichlorobenzene	12	Not Detected	73	Not Detected
1,2,4-Trichlorobenzene	48	Not Detected UJ	360	Not Detected UJ
Hexachlorobutadiene	48	Not Detected	520	Not Detected

J = Estimated value.
E = Exceeds instrument calibration range.
Container Type: 1 Liter Summa Canister

Surrogates	%Recovery	Method Limits
Toluene-d8	102	70-130
1,2-Dichloroethane-d4	116	70-130
4-Bromofluorobenzene	95	70-130

Air Toxics LTD.
Laboratory Services Since 1989

Client Sample ID: VMP-25-21-031511

Lab ID#: 1103359A-05A

EPA METHOD TO-15 GC/MS FULL SCAN

File Name:	**2032319**	**Date of Collection:**	**3/15/11 11:29:00 AM**
Dil. Factor:	**4740**	**Date of Analysis:**	**3/24/11 02:54 PM**

Compound	Rpt. Limit (ppbv)	Amount (ppbv)	Rpt. Limit (ug/m3)	Amount (ug/m3)
Freon 12	2400	Not Detected	12000	Not Detected
Freon 114	2400	Not Detected	16000	Not Detected
Chloromethane	9500	Not Detected	20000	Not Detected
Vinyl Chloride	2400	Not Detected	6000	Not Detected
1,3-Butadiene	2400	Not Detected	5200	Not Detected
Bromomethane	2400	Not Detected	9200	Not Detected
Chloroethane	9500	1400 J	25000	3700 J
Freon 11	2400	Not Detected	13000	Not Detected
Ethanol	9500	6300 J	18000	12000 J
Freon 113	2400	Not Detected	18000	Not Detected
1,1-Dichloroethene	2400	Not Detected	9400	Not Detected
Acetone	9500	500000 J	22000	1200000 J
2-Propanol	9500	6000 J	23000	15000 J
Carbon Disulfide	9500	2000 J	30000	6300 J
3-Chloropropene	9500	Not Detected	30000	Not Detected
Methylene Chloride	2400	790 J	8200	2700 J
Methyl tert-butyl ether	2400	Not Detected	8500	Not Detected
trans-1,2-Dichloroethene	2400	Not Detected	9400	Not Detected
Hexane	2400	490000 J	8400	1700000 J
1,1-Dichloroethane	2400	Not Detected	9600	Not Detected
2-Butanone (Methyl Ethyl Ketone)	9500	Not Detected	28000	Not Detected
cis-1,2-Dichloroethene	2400	Not Detected	9400	Not Detected
Tetrahydrofuran	2400	Not Detected	7000	Not Detected
Chloroform	2400	Not Detected	12000	Not Detected
1,1,1-Trichloroethane	2400	Not Detected	13000	Not Detected
Cyclohexane	2400	410000 J	8200	1400000 J
Carbon Tetrachloride	2400	Not Detected	15000	Not Detected
2,2,4-Trimethylpentane	2400	Not Detected	11000	Not Detected
Benzene	2400	30000 J	7600	97000 J
1,2-Dichloroethane	2400	Not Detected	9600	Not Detected
Heptane	2400	100000 J	9700	420000 J
Trichloroethene	2400	Not Detected	13000	Not Detected
1,2-Dichloropropane	2400	Not Detected	11000	Not Detected
1,4-Dioxane	9500	Not Detected	34000	Not Detected
Bromodichloromethane	2400	Not Detected	16000	Not Detected
cis-1,3-Dichloropropene	2400	Not Detected	11000	Not Detected
4-Methyl-2-pentanone	2400	Not Detected	9700	Not Detected
Toluene	2400	7100	8900	27000
trans-1,3-Dichloropropene	2400	Not Detected	11000	Not Detected
1,1,2-Trichloroethane	2400	Not Detected	13000	Not Detected
Tetrachloroethene	2400	Not Detected	16000	Not Detected

Air Toxics LTD.
Laboratory Services Since 1989

Client Sample ID: VMP-25-21-031511

Lab ID#: 1103359A-05A

EPA METHOD TO-15 GC/MS FULL SCAN

File Name:	**2032319**	**Date of Collection:**	**3/15/11 11:29:00 AM**
Dil. Factor:	**4740**	**Date of Analysis:**	**3/24/11 02:54 PM**

Compound	Rpt. Limit (ppbv)	Amount (ppbv)	Rpt. Limit (ug/m3)	Amount (ug/m3)
2-Hexanone	9500	Not Detected	39000	Not Detected
Dibromochloromethane	2400	Not Detected	20000	Not Detected
1,2-Dibromoethane (EDB)	2400	Not Detected	18000	Not Detected
Chlorobenzene	2400	6400 J	11000	29000 J
Ethyl Benzene	2400	2500	10000	11000
m,p-Xylene	2400	4200	10000	18000
o-Xylene	2400	1100 J	10000	4600 J
Styrene	2400	340 J	10000	1400 J
Bromoform	2400	Not Detected	24000	Not Detected
Cumene	2400	880 J	12000	4300 J
1,1,2,2-Tetrachloroethane	2400	Not Detected	16000	Not Detected
Propylbenzene	2400	1400 J	12000	6700 J
4-Ethyltoluene	2400	350 J	12000	1700 J
1,3,5-Trimethylbenzene	2400	Not Detected	12000	Not Detected
1,2,4-Trimethylbenzene	2400	390 J	12000	1900 J
1,3-Dichlorobenzene	2400	Not Detected	14000	Not Detected
1,4-Dichlorobenzene	2400	Not Detected	14000	Not Detected
alpha-Chlorotoluene	2400	Not Detected	12000	Not Detected
1,2-Dichlorobenzene	2400	Not Detected	14000	Not Detected
1,2,4-Trichlorobenzene	9500	Not Detected	70000	Not Detected
Hexachlorobutadiene	9500	Not Detected	100000	Not Detected

J = Estimated value.

Container Type: 1 Liter Summa Canister

Surrogates	%Recovery	Method Limits
Toluene-d8	102	70-130
1,2-Dichloroethane-d4	111	70-130
4-Bromofluorobenzene	88	70-130

Air Toxics LTD.
Laboratory Services Since 1989

Client Sample ID: VMP-25-21-031511-DUP

Lab ID#: 1103359AR1-06A

EPA METHOD TO-15 GC/MS FULL SCAN

File Name:	**2032320**	**Date of Collection:**	**3/15/11 11:29:00 AM**
Dil. Factor:	**6050**	**Date of Analysis:**	**3/24/11 04:08 PM**

Compound	Rpt. Limit (ppbv)	Amount (ppbv)	Rpt. Limit (ug/m3)	Amount (ug/m3)
Freon 12	3000	Not Detected	15000	Not Detected
Freon 114	3000	Not Detected	21000	Not Detected
Chloromethane	12000	Not Detected	25000	Not Detected
Vinyl Chloride	3000	Not Detected	7700	Not Detected
1,3-Butadiene	3000	Not Detected	6700	Not Detected
Bromomethane	3000	Not Detected	12000	Not Detected
Chloroethane	12000	Not Detected	32000	Not Detected
Freon 11	3000	Not Detected	17000	Not Detected
Ethanol	12000	7600 J	23000	14000 J
Freon 113	3000	Not Detected	23000	Not Detected
1,1-Dichloroethene	3000	Not Detected	12000	Not Detected
Acetone	12000	770000 J	29000	1800000 J
2-Propanol	12000	11000 J	30000	27000 J
Carbon Disulfide	12000	2900 J	38000	9000 J
3-Chloropropene	12000	Not Detected	38000	Not Detected
Methylene Chloride	3000	Not Detected	10000	Not Detected
Methyl tert-butyl ether	3000	Not Detected	11000	Not Detected
trans-1,2-Dichloroethene	3000	Not Detected	12000	Not Detected
Hexane	3000	770000 J	11000	2700000 J
1,1-Dichloroethane	3000	Not Detected	12000	Not Detected
2-Butanone (Methyl Ethyl Ketone)	12000	Not Detected	36000	Not Detected
cis-1,2-Dichloroethene	3000	Not Detected	12000	Not Detected
Tetrahydrofuran	3000	Not Detected	8900	Not Detected
Chloroform	3000	Not Detected	15000	Not Detected
1,1,1-Trichloroethane	3000	Not Detected	16000	Not Detected
Cyclohexane	3000	650000 J	10000	2200000 J
Carbon Tetrachloride	3000	Not Detected	19000	Not Detected
2,2,4-Trimethylpentane	3000	Not Detected	14000	Not Detected
Benzene	3000	45000 J	9700	140000 J
1,2-Dichloroethane	3000	Not Detected	12000	Not Detected
Heptane	3000	160000 J	12000	650000 J
Trichloroethene	3000	Not Detected	16000	Not Detected
1,2-Dichloropropane	3000	Not Detected	14000	Not Detected
1,4-Dioxane	12000	Not Detected	44000	Not Detected
Bromodichloromethane	3000	Not Detected	20000	Not Detected
cis-1,3-Dichloropropene	3000	Not Detected	14000	Not Detected
4-Methyl-2-pentanone	3000	Not Detected	12000	Not Detected
Toluene	3000	4300	11000	16000
trans-1,3-Dichloropropene	3000	Not Detected	14000	Not Detected
1,1,2-Trichloroethane	3000	Not Detected	16000	Not Detected
Tetrachloroethene	3000	Not Detected	20000	Not Detected

Air Toxics LTD.
Laboratory Services Since 1989

Client Sample ID: VMP-25-21-031511-DUP

Lab ID#: 1103359A-06A

EPA METHOD TO-15 GC/MS FULL SCAN

File Name:	**2032320**	**Date of Collection:**	**3/15/11 11:29:00 AM**
Dil. Factor:	**6050**	**Date of Analysis:**	**3/24/11 04:08 PM**

Compound	Rpt. Limit (ppbv)	Amount (ppbv)	Rpt. Limit (ug/m3)	Amount (ug/m3)
2-Hexanone	12000	Not Detected	50000	Not Detected
Dibromochloromethane	3000	Not Detected	26000	Not Detected
1,2-Dibromoethane (EDB)	3000	Not Detected	23000	Not Detected
Chlorobenzene	3000	9700 J	14000	44000 J
Ethyl Benzene	3000	2500 J	13000	11000 J
m,p-Xylene	3000	4200	13000	18000
o-Xylene	3000	1200 J	13000	5300 J
Styrene	3000	Not Detected	13000	Not Detected
Bromoform	3000	Not Detected	31000	Not Detected
Cumene	3000	1400 J	15000	6700 J
1,1,2,2-Tetrachloroethane	3000	Not Detected	21000	Not Detected
Propylbenzene	3000	1900 J	15000	9300 J
4-Ethyltoluene	3000	Not Detected	15000	Not Detected
1,3,5-Trimethylbenzene	3000	Not Detected	15000	Not Detected
1,2,4-Trimethylbenzene	3000	Not Detected	15000	Not Detected
1,3-Dichlorobenzene	3000	Not Detected	18000	Not Detected
1,4-Dichlorobenzene	3000	Not Detected	18000	Not Detected
alpha-Chlorotoluene	3000	Not Detected	16000	Not Detected
1,2-Dichlorobenzene	3000	Not Detected	18000	Not Detected
1,2,4-Trichlorobenzene	12000	Not Detected	90000	Not Detected
Hexachlorobutadiene	12000	Not Detected	130000	Not Detected

J = Estimated value.

Container Type: 1 Liter Summa Canister

Surrogates	%Recovery	Method Limits
Toluene-d8	102	70-130
1,2-Dichloroethane-d4	111	70-130
4-Bromofluorobenzene	89	70-130

Air Toxics LTD.
Laboratory Services Since 1989

Client Sample ID: Lab Blank

Lab ID#: 1103359A-07A

EPA METHOD TO-15 GC/MS FULL SCAN

File Name:	**2032107a**	**Date of Collection: NA**	
Dil. Factor:	**1.00**	**Date of Analysis: 3/21/11 07:58 PM**	

Compound	Rpt. Limit (ppbv)	Amount (ppbv)	Rpt. Limit (ug/m3)	Amount (ug/m3)
Freon 12	0.50	Not Detected	2.5	Not Detected
Freon 114	0.50	Not Detected	3.5	Not Detected
Chloromethane	2.0	Not Detected	4.1	Not Detected
Vinyl Chloride	0.50	Not Detected	1.3	Not Detected
1,3-Butadiene	0.50	Not Detected	1.1	Not Detected
Bromomethane	0.50	Not Detected	1.9	Not Detected
Chloroethane	2.0	Not Detected	5.3	Not Detected
Freon 11	0.50	Not Detected	2.8	Not Detected
Ethanol	2.0	Not Detected	3.8	Not Detected
Freon 113	0.50	Not Detected	3.8	Not Detected
1,1-Dichloroethene	0.50	Not Detected	2.0	Not Detected
Acetone	2.0	Not Detected	4.8	Not Detected
2-Propanol	2.0	Not Detected	4.9	Not Detected
Carbon Disulfide	2.0	0.074 J	6.2	0.23 J
3-Chloropropene	2.0	Not Detected	6.3	Not Detected
Methylene Chloride	0.50	0.16 J	1.7	0.55 J
Methyl tert-butyl ether	0.50	Not Detected	1.8	Not Detected
trans-1,2-Dichloroethene	0.50	Not Detected	2.0	Not Detected
Hexane	0.50	Not Detected	1.8	Not Detected
1,1-Dichloroethane	0.50	Not Detected	2.0	Not Detected
2-Butanone (Methyl Ethyl Ketone)	2.0	Not Detected	5.9	Not Detected
cis-1,2-Dichloroethene	0.50	0.095 J	2.0	0.38 J
Tetrahydrofuran	0.50	Not Detected	1.5	Not Detected
Chloroform	0.50	Not Detected	2.4	Not Detected
1,1,1-Trichloroethane	0.50	Not Detected	2.7	Not Detected
Cyclohexane	0.50	Not Detected	1.7	Not Detected
Carbon Tetrachloride	0.50	Not Detected	3.1	Not Detected
2,2,4-Trimethylpentane	0.50	Not Detected	2.3	Not Detected
Benzene	0.50	Not Detected	1.6	Not Detected
1,2-Dichloroethane	0.50	Not Detected	2.0	Not Detected
Heptane	0.50	Not Detected	2.0	Not Detected
Trichloroethene	0.50	Not Detected	2.7	Not Detected
1,2-Dichloropropane	0.50	Not Detected	2.3	Not Detected
1,4-Dioxane	2.0	Not Detected	7.2	Not Detected
Bromodichloromethane	0.50	Not Detected	3.4	Not Detected
cis-1,3-Dichloropropene	0.50	Not Detected	2.3	Not Detected
4-Methyl-2-pentanone	0.50	Not Detected	2.0	Not Detected
Toluene	0.50	Not Detected	1.9	Not Detected
trans-1,3-Dichloropropene	0.50	Not Detected	2.3	Not Detected
1,1,2-Trichloroethane	0.50	Not Detected	2.7	Not Detected
Tetrachloroethene	0.50	Not Detected	3.4	Not Detected

Air Toxics LTD.
Laboratory Services Since 1989

Client Sample ID: Lab Blank

Lab ID#: 1103359A-07A

EPA METHOD TO-15 GC/MS FULL SCAN

File Name:	**2032107a**	**Date of Collection: NA**	
Dil. Factor:	**1.00**	**Date of Analysis: 3/21/11 07:58 PM**	

Compound	Rpt. Limit (ppbv)	Amount (ppbv)	Rpt. Limit (ug/m3)	Amount (ug/m3)
2-Hexanone	2.0	0.054 J	8.2	0.22 J
Dibromochloromethane	0.50	Not Detected	4.2	Not Detected
1,2-Dibromoethane (EDB)	0.50	Not Detected	3.8	Not Detected
Chlorobenzene	0.50	Not Detected	2.3	Not Detected
Ethyl Benzene	0.50	Not Detected	2.2	Not Detected
m,p-Xylene	0.50	Not Detected	2.2	Not Detected
o-Xylene	0.50	Not Detected	2.2	Not Detected
Styrene	0.50	Not Detected	2.1	Not Detected
Bromoform	0.50	0.069 J	5.2	0.71 J
Cumene	0.50	Not Detected	2.4	Not Detected
1,1,2,2-Tetrachloroethane	0.50	0.084 J	3.4	0.58 J
Propylbenzene	0.50	Not Detected	2.4	Not Detected
4-Ethyltoluene	0.50	Not Detected	2.4	Not Detected
1,3,5-Trimethylbenzene	0.50	Not Detected	2.4	Not Detected
1,2,4-Trimethylbenzene	0.50	Not Detected	2.4	Not Detected
1,3-Dichlorobenzene	0.50	0.093 J	3.0	0.56 J
1,4-Dichlorobenzene	0.50	0.10 J	3.0	0.63 J
alpha-Chlorotoluene	0.50	0.086 J	2.6	0.45 J
1,2-Dichlorobenzene	0.50	0.11 J	3.0	0.66 J
1,2,4-Trichlorobenzene	2.0	0.44 J	15	3.2 J
Hexachlorobutadiene	2.0	Not Detected	21	Not Detected

J = Estimated value.

Container Type: NA - Not Applicable

Surrogates	%Recovery	Method Limits
Toluene-d8	102	70-130
1,2-Dichloroethane-d4	110	70-130
4-Bromofluorobenzene	87	70-130

Air Toxics LTD.
Laboratory Services Since 1989

Client Sample ID: Lab Blank

Lab ID#: 1103359A-07B

EPA METHOD TO-15 GC/MS FULL SCAN

File Name:	**2032308a**	**Date of Collection: NA**	
Dil. Factor:	**1.00**	**Date of Analysis: 3/23/11 08:16 PM**	

Compound	Rpt. Limit (ppbv)	Amount (ppbv)	Rpt. Limit (ug/m3)	Amount (ug/m3)
Freon 12	0.50	Not Detected	2.5	Not Detected
Freon 114	0.50	Not Detected	3.5	Not Detected
Chloromethane	2.0	Not Detected	4.1	Not Detected
Vinyl Chloride	0.50	Not Detected	1.3	Not Detected
1,3-Butadiene	0.50	Not Detected	1.1	Not Detected
Bromomethane	0.50	Not Detected	1.9	Not Detected
Chloroethane	2.0	Not Detected	5.3	Not Detected
Freon 11	0.50	Not Detected	2.8	Not Detected
Ethanol	2.0	Not Detected	3.8	Not Detected
Freon 113	0.50	Not Detected	3.8	Not Detected
1,1-Dichloroethene	0.50	Not Detected	2.0	Not Detected
Acetone	2.0	Not Detected	4.8	Not Detected
2-Propanol	2.0	Not Detected	4.9	Not Detected
Carbon Disulfide	2.0	0.092 J	6.2	0.29 J
3-Chloropropene	2.0	Not Detected	6.3	Not Detected
Methylene Chloride	0.50	0.12 J	1.7	0.41 J
Methyl tert-butyl ether	0.50	Not Detected	1.8	Not Detected
trans-1,2-Dichloroethene	0.50	Not Detected	2.0	Not Detected
Hexane	0.50	Not Detected	1.8	Not Detected
1,1-Dichloroethane	0.50	Not Detected	2.0	Not Detected
2-Butanone (Methyl Ethyl Ketone)	2.0	Not Detected	5.9	Not Detected
cis-1,2-Dichloroethene	0.50	Not Detected	2.0	Not Detected
Tetrahydrofuran	0.50	Not Detected	1.5	Not Detected
Chloroform	0.50	Not Detected	2.4	Not Detected
1,1,1-Trichloroethane	0.50	Not Detected	2.7	Not Detected
Cyclohexane	0.50	Not Detected	1.7	Not Detected
Carbon Tetrachloride	0.50	Not Detected	3.1	Not Detected
2,2,4-Trimethylpentane	0.50	Not Detected	2.3	Not Detected
Benzene	0.50	Not Detected	1.6	Not Detected
1,2-Dichloroethane	0.50	Not Detected	2.0	Not Detected
Heptane	0.50	Not Detected	2.0	Not Detected
Trichloroethene	0.50	Not Detected	2.7	Not Detected
1,2-Dichloropropane	0.50	Not Detected	2.3	Not Detected
1,4-Dioxane	2.0	Not Detected	7.2	Not Detected
Bromodichloromethane	0.50	Not Detected	3.4	Not Detected
cis-1,3-Dichloropropene	0.50	Not Detected	2.3	Not Detected
4-Methyl-2-pentanone	0.50	Not Detected	2.0	Not Detected
Toluene	0.50	Not Detected	1.9	Not Detected
trans-1,3-Dichloropropene	0.50	Not Detected	2.3	Not Detected
1,1,2-Trichloroethane	0.50	Not Detected	2.7	Not Detected
Tetrachloroethene	0.50	Not Detected	3.4	Not Detected

Air Toxics LTD.
Laboratory Services Since 1989

Client Sample ID: Lab Blank

Lab ID#: 1103359A-07B

EPA METHOD TO-15 GC/MS FULL SCAN

File Name:	**2032308a**	**Date of Collection: NA**	
Dil. Factor:	**1.00**	**Date of Analysis: 3/23/11 08:16 PM**	

Compound	Rpt. Limit (ppbv)	Amount (ppbv)	Rpt. Limit (ug/m3)	Amount (ug/m3)
2-Hexanone	2.0	Not Detected	8.2	Not Detected
Dibromochloromethane	0.50	Not Detected	4.2	Not Detected
1,2-Dibromoethane (EDB)	0.50	Not Detected	3.8	Not Detected
Chlorobenzene	0.50	Not Detected	2.3	Not Detected
Ethyl Benzene	0.50	Not Detected	2.2	Not Detected
m,p-Xylene	0.50	Not Detected	2.2	Not Detected
o-Xylene	0.50	Not Detected	2.2	Not Detected
Styrene	0.50	Not Detected	2.1	Not Detected
Bromoform	0.50	Not Detected	5.2	Not Detected
Cumene	0.50	Not Detected	2.4	Not Detected
1,1,2,2-Tetrachloroethane	0.50	Not Detected	3.4	Not Detected
Propylbenzene	0.50	Not Detected	2.4	Not Detected
4-Ethyltoluene	0.50	Not Detected	2.4	Not Detected
1,3,5-Trimethylbenzene	0.50	Not Detected	2.4	Not Detected
1,2,4-Trimethylbenzene	0.50	Not Detected	2.4	Not Detected
1,3-Dichlorobenzene	0.50	Not Detected	3.0	Not Detected
1,4-Dichlorobenzene	0.50	Not Detected	3.0	Not Detected
alpha-Chlorotoluene	0.50	Not Detected	2.6	Not Detected
1,2-Dichlorobenzene	0.50	Not Detected	3.0	Not Detected
1,2,4-Trichlorobenzene	2.0	Not Detected	15	Not Detected
Hexachlorobutadiene	2.0	Not Detected	21	Not Detected

J = Estimated value.

Container Type: NA - Not Applicable

Surrogates	%Recovery	Method Limits
Toluene-d8	101	70-130
1,2-Dichloroethane-d4	118	70-130
4-Bromofluorobenzene	87	70-130

Air Toxics LTD.
Laboratory Services Since 1989

Client Sample ID: Lab Blank

Lab ID#: 1103359A-07C

EPA METHOD TO-15 GC/MS FULL SCAN

File Name:	**2032408a**	**Date of Collection: NA**	
Dil. Factor:	**1.00**	**Date of Analysis: 3/24/11 09:54 PM**	

Compound	Rpt. Limit (ppbv)	Amount (ppbv)	Rpt. Limit (ug/m3)	Amount (ug/m3)
Freon 12	0.50	Not Detected	2.5	Not Detected
Freon 114	0.50	Not Detected	3.5	Not Detected
Chloromethane	2.0	Not Detected	4.1	Not Detected
Vinyl Chloride	0.50	Not Detected	1.3	Not Detected
1,3-Butadiene	0.50	Not Detected	1.1	Not Detected
Bromomethane	0.50	Not Detected	1.9	Not Detected
Chloroethane	2.0	Not Detected	5.3	Not Detected
Freon 11	0.50	Not Detected	2.8	Not Detected
Ethanol	2.0	Not Detected	3.8	Not Detected
Freon 113	0.50	Not Detected	3.8	Not Detected
1,1-Dichloroethene	0.50	Not Detected	2.0	Not Detected
Acetone	2.0	Not Detected	4.8	Not Detected
2-Propanol	2.0	Not Detected	4.9	Not Detected
Carbon Disulfide	2.0	0.10 J	6.2	0.33 J
3-Chloropropene	2.0	Not Detected	6.3	Not Detected
Methylene Chloride	0.50	Not Detected	1.7	Not Detected
Methyl tert-butyl ether	0.50	Not Detected	1.8	Not Detected
trans-1,2-Dichloroethene	0.50	Not Detected	2.0	Not Detected
Hexane	0.50	Not Detected	1.8	Not Detected
1,1-Dichloroethane	0.50	Not Detected	2.0	Not Detected
2-Butanone (Methyl Ethyl Ketone)	2.0	Not Detected	5.9	Not Detected
cis-1,2-Dichloroethene	0.50	Not Detected	2.0	Not Detected
Tetrahydrofuran	0.50	Not Detected	1.5	Not Detected
Chloroform	0.50	Not Detected	2.4	Not Detected
1,1,1-Trichloroethane	0.50	Not Detected	2.7	Not Detected
Cyclohexane	0.50	Not Detected	1.7	Not Detected
Carbon Tetrachloride	0.50	Not Detected	3.1	Not Detected
2,2,4-Trimethylpentane	0.50	Not Detected	2.3	Not Detected
Benzene	0.50	Not Detected	1.6	Not Detected
1,2-Dichloroethane	0.50	Not Detected	2.0	Not Detected
Heptane	0.50	Not Detected	2.0	Not Detected
Trichloroethene	0.50	Not Detected	2.7	Not Detected
1,2-Dichloropropane	0.50	Not Detected	2.3	Not Detected
1,4-Dioxane	2.0	Not Detected	7.2	Not Detected
Bromodichloromethane	0.50	Not Detected	3.4	Not Detected
cis-1,3-Dichloropropene	0.50	Not Detected	2.3	Not Detected
4-Methyl-2-pentanone	0.50	Not Detected	2.0	Not Detected
Toluene	0.50	Not Detected	1.9	Not Detected
trans-1,3-Dichloropropene	0.50	Not Detected	2.3	Not Detected
1,1,2-Trichloroethane	0.50	Not Detected	2.7	Not Detected
Tetrachloroethene	0.50	Not Detected	3.4	Not Detected

Air Toxics LTD.
Laboratory Services Since 1989

Client Sample ID: Lab Blank

Lab ID#: 1103359A-07C

EPA METHOD TO-15 GC/MS FULL SCAN

File Name:	**2032408a**	**Date of Collection: NA**	
Dil. Factor:	**1.00**	**Date of Analysis: 3/24/11 09:54 PM**	

Compound	Rpt. Limit (ppbv)	Amount (ppbv)	Rpt. Limit (ug/m3)	Amount (ug/m3)
2-Hexanone	2.0	Not Detected	8.2	Not Detected
Dibromochloromethane	0.50	Not Detected	4.2	Not Detected
1,2-Dibromoethane (EDB)	0.50	Not Detected	3.8	Not Detected
Chlorobenzene	0.50	Not Detected	2.3	Not Detected
Ethyl Benzene	0.50	Not Detected	2.2	Not Detected
m,p-Xylene	0.50	Not Detected	2.2	Not Detected
o-Xylene	0.50	Not Detected	2.2	Not Detected
Styrene	0.50	Not Detected	2.1	Not Detected
Bromoform	0.50	Not Detected	5.2	Not Detected
Cumene	0.50	Not Detected	2.4	Not Detected
1,1,2,2-Tetrachloroethane	0.50	Not Detected	3.4	Not Detected
Propylbenzene	0.50	Not Detected	2.4	Not Detected
4-Ethyltoluene	0.50	Not Detected	2.4	Not Detected
1,3,5-Trimethylbenzene	0.50	Not Detected	2.4	Not Detected
1,2,4-Trimethylbenzene	0.50	Not Detected	2.4	Not Detected
1,3-Dichlorobenzene	0.50	Not Detected	3.0	Not Detected
1,4-Dichlorobenzene	0.50	Not Detected	3.0	Not Detected
alpha-Chlorotoluene	0.50	Not Detected	2.6	Not Detected
1,2-Dichlorobenzene	0.50	Not Detected	3.0	Not Detected
1,2,4-Trichlorobenzene	2.0	Not Detected	15	Not Detected
Hexachlorobutadiene	2.0	Not Detected	21	Not Detected

J = Estimated value.

Container Type: NA - Not Applicable

Surrogates	%Recovery	Method Limits
Toluene-d8	101	70-130
1,2-Dichloroethane-d4	117	70-130
4-Bromofluorobenzene	88	70-130

Air Toxics LTD.
Laboratory Services Since 1989

Client Sample ID: CCV

Lab ID#: 1103359A-08A

EPA METHOD TO-15 GC/MS FULL SCAN

File Name:	**2032103**	**Date of Collection: NA**	
Dil. Factor:	**1.00**	**Date of Analysis: 3/21/11 05:15 PM**	

Compound	%Recovery
Freon 12	111
Freon 114	105
Chloromethane	127
Vinyl Chloride	117
1,3-Butadiene	110
Bromomethane	109
Chloroethane	116
Freon 11	103
Ethanol	131 Q
Freon 113	105
1,1-Dichloroethene	110
Acetone	118
2-Propanol	128
Carbon Disulfide	113
3-Chloropropene	110
Methylene Chloride	111
Methyl tert-butyl ether	84
trans-1,2-Dichloroethene	102
Hexane	113
1,1-Dichloroethane	108
2-Butanone (Methyl Ethyl Ketone)	105
cis-1,2-Dichloroethene	102
Tetrahydrofuran	118
Chloroform	107
1,1,1-Trichloroethane	103
Cyclohexane	101
Carbon Tetrachloride	110
2,2,4-Trimethylpentane	113
Benzene	101
1,2-Dichloroethane	112
Heptane	117
Trichloroethene	102
1,2-Dichloropropane	110
1,4-Dioxane	107
Bromodichloromethane	113
cis-1,3-Dichloropropene	106
4-Methyl-2-pentanone	120
Toluene	102
trans-1,3-Dichloropropene	106
1,1,2-Trichloroethane	103
Tetrachloroethene	96

Air Toxics LTD.
Laboratory Services Since 1989

Client Sample ID: CCV

Lab ID#: 1103359A-08A

EPA METHOD TO-15 GC/MS FULL SCAN

File Name:	**2032103**	**Date of Collection: NA**	
Dil. Factor:	**1.00**	**Date of Analysis: 3/21/11 05:15 PM**	

Compound	%Recovery
2-Hexanone	116
Dibromochloromethane	112
1,2-Dibromoethane (EDB)	106
Chlorobenzene	102
Ethyl Benzene	98
m,p-Xylene	99
o-Xylene	101
Styrene	101
Bromoform	110
Cumene	105
1,1,2,2-Tetrachloroethane	106
Propylbenzene	109
4-Ethyltoluene	109
1,3,5-Trimethylbenzene	101
1,2,4-Trimethylbenzene	100
1,3-Dichlorobenzene	98
1,4-Dichlorobenzene	97
alpha-Chlorotoluene	104
1,2-Dichlorobenzene	98
1,2,4-Trichlorobenzene	86
Hexachlorobutadiene	90

Q = Exceeds Quality Control limits.

Container Type: NA - Not Applicable

Surrogates	%Recovery	Method Limits
Toluene-d8	102	70-130
1,2-Dichloroethane-d4	107	70-130
4-Bromofluorobenzene	96	70-130

Air Toxics LTD.
Laboratory Services Since 1989

Client Sample ID: CCV

Lab ID#: 1103359A-08B

EPA METHOD TO-15 GC/MS FULL SCAN

File Name:	**2032302**	**Date of Collection: NA**	
Dil. Factor:	**1.00**	**Date of Analysis: 3/23/11 04:46 PM**	

Compound	%Recovery
Freon 12	111
Freon 114	104
Chloromethane	129
Vinyl Chloride	118
1,3-Butadiene	113
Bromomethane	108
Chloroethane	117
Freon 11	104
Ethanol	124
Freon 113	105
1,1-Dichloroethene	109
Acetone	123
2-Propanol	120
Carbon Disulfide	113
3-Chloropropene	109
Methylene Chloride	112
Methyl tert-butyl ether	80
trans-1,2-Dichloroethene	103
Hexane	113
1,1-Dichloroethane	107
2-Butanone (Methyl Ethyl Ketone)	106
cis-1,2-Dichloroethene	102
Tetrahydrofuran	121
Chloroform	107
1,1,1-Trichloroethane	101
Cyclohexane	100
Carbon Tetrachloride	108
2,2,4-Trimethylpentane	115
Benzene	100
1,2-Dichloroethane	112
Heptane	116
Trichloroethene	102
1,2-Dichloropropane	110
1,4-Dioxane	105
Bromodichloromethane	113
cis-1,3-Dichloropropene	105
4-Methyl-2-pentanone	120
Toluene	101
trans-1,3-Dichloropropene	106
1,1,2-Trichloroethane	104
Tetrachloroethene	97

Air Toxics LTD.
Laboratory Services Since 1989

Client Sample ID: CCV

Lab ID#: 1103359A-08B

EPA METHOD TO-15 GC/MS FULL SCAN

File Name:	**2032302**	**Date of Collection: NA**	
Dil. Factor:	**1.00**	**Date of Analysis: 3/23/11 04:46 PM**	

Compound	%Recovery
2-Hexanone	116
Dibromochloromethane	111
1,2-Dibromoethane (EDB)	106
Chlorobenzene	102
Ethyl Benzene	99
m,p-Xylene	99
o-Xylene	102
Styrene	102
Bromoform	110
Cumene	106
1,1,2,2-Tetrachloroethane	107
Propylbenzene	109
4-Ethyltoluene	108
1,3,5-Trimethylbenzene	102
1,2,4-Trimethylbenzene	101
1,3-Dichlorobenzene	99
1,4-Dichlorobenzene	99
alpha-Chlorotoluene	101
1,2-Dichlorobenzene	99
1,2,4-Trichlorobenzene	86
Hexachlorobutadiene	90

Container Type: NA - Not Applicable

Surrogates	%Recovery	Method Limits
Toluene-d8	102	70-130
1,2-Dichloroethane-d4	110	70-130
4-Bromofluorobenzene	95	70-130

Client Sample ID: CCV

Lab ID#: 1103359A-08C

EPA METHOD TO-15 GC/MS FULL SCAN

File Name:	**2032402**	**Date of Collection: NA**	
Dil. Factor:	**1.00**	**Date of Analysis: 3/24/11 06:16 PM**	

Compound	%Recovery
Freon 12	107
Freon 114	102
Chloromethane	128
Vinyl Chloride	118
1,3-Butadiene	113
Bromomethane	109
Chloroethane	117
Freon 11	98
Ethanol	126
Freon 113	103
1,1-Dichloroethene	109
Acetone	120
2-Propanol	127
Carbon Disulfide	112
3-Chloropropene	110
Methylene Chloride	110
Methyl tert-butyl ether	81
trans-1,2-Dichloroethene	101
Hexane	113
1,1-Dichloroethane	106
2-Butanone (Methyl Ethyl Ketone)	106
cis-1,2-Dichloroethene	102
Tetrahydrofuran	118
Chloroform	104
1,1,1-Trichloroethane	97
Cyclohexane	99
Carbon Tetrachloride	102
2,2,4-Trimethylpentane	113
Benzene	100
1,2-Dichloroethane	108
Heptane	116
Trichloroethene	99
1,2-Dichloropropane	109
1,4-Dioxane	104
Bromodichloromethane	109
cis-1,3-Dichloropropene	103
4-Methyl-2-pentanone	119
Toluene	99
trans-1,3-Dichloropropene	100
1,1,2-Trichloroethane	101
Tetrachloroethene	93

Air Toxics LTD.
Laboratory Services Since 1989

Client Sample ID: CCV

Lab ID#: 1103359A-08C

EPA METHOD TO-15 GC/MS FULL SCAN

File Name:	**2032402**	**Date of Collection: NA**	
Dil. Factor:	**1.00**	**Date of Analysis: 3/24/11 06:16 PM**	

Compound	%Recovery
2-Hexanone	112
Dibromochloromethane	106
1,2-Dibromoethane (EDB)	103
Chlorobenzene	102
Ethyl Benzene	100
m,p-Xylene	100
o-Xylene	102
Styrene	103
Bromoform	108
Cumene	104
1,1,2,2-Tetrachloroethane	107
Propylbenzene	108
4-Ethyltoluene	107
1,3,5-Trimethylbenzene	99
1,2,4-Trimethylbenzene	97
1,3-Dichlorobenzene	98
1,4-Dichlorobenzene	98
alpha-Chlorotoluene	102
1,2-Dichlorobenzene	97
1,2,4-Trichlorobenzene	84
Hexachlorobutadiene	88

Container Type: NA - Not Applicable

Surrogates	%Recovery	Method Limits
Toluene-d8	103	70-130
1,2-Dichloroethane-d4	106	70-130
4-Bromofluorobenzene	99	70-130

Air Toxics LTD.
Laboratory Services Since 1989

Client Sample ID: LCS

Lab ID#: 1103359A-09A

EPA METHOD TO-15 GC/MS FULL SCAN

File Name:	**2032104**	**Date of Collection: NA**	
Dil. Factor:	**1.00**	**Date of Analysis: 3/21/11 05:59 PM**	

Compound	%Recovery
Freon 12	106
Freon 114	94
Chloromethane	124
Vinyl Chloride	114
1,3-Butadiene	100
Bromomethane	101
Chloroethane	112
Freon 11	104
Ethanol	119
Freon 113	95
1,1-Dichloroethene	102
Acetone	115
2-Propanol	109
Carbon Disulfide	128
3-Chloropropene	103
Methylene Chloride	102
Methyl tert-butyl ether	77
trans-1,2-Dichloroethene	101
Hexane	106
1,1-Dichloroethane	97
2-Butanone (Methyl Ethyl Ketone)	94
cis-1,2-Dichloroethene	92
Tetrahydrofuran	102
Chloroform	96
1,1,1-Trichloroethane	93
Cyclohexane	92
Carbon Tetrachloride	99
2,2,4-Trimethylpentane	108
Benzene	93
1,2-Dichloroethane	97
Heptane	108
Trichloroethene	93
1,2-Dichloropropane	99
1,4-Dioxane	88
Bromodichloromethane	99
cis-1,3-Dichloropropene	97
4-Methyl-2-pentanone	107
Toluene	94
trans-1,3-Dichloropropene	95
1,1,2-Trichloroethane	92
Tetrachloroethene	89

Air Toxics LTD.
Laboratory Services Since 1989

Client Sample ID: LCS

Lab ID#: 1103359A-09A

EPA METHOD TO-15 GC/MS FULL SCAN

File Name:	**2032104**	**Date of Collection: NA**	
Dil. Factor:	**1.00**	**Date of Analysis: 3/21/11 05:59 PM**	

Compound	%Recovery
2-Hexanone	99
Dibromochloromethane	97
1,2-Dibromoethane (EDB)	96
Chlorobenzene	94
Ethyl Benzene	89
m,p-Xylene	88
o-Xylene	89
Styrene	89
Bromoform	96
Cumene	93
1,1,2,2-Tetrachloroethane	98
Propylbenzene	94
4-Ethyltoluene	85
1,3,5-Trimethylbenzene	80
1,2,4-Trimethylbenzene	78
1,3-Dichlorobenzene	84
1,4-Dichlorobenzene	82
alpha-Chlorotoluene	86
1,2-Dichlorobenzene	84
1,2,4-Trichlorobenzene	68 Q
Hexachlorobutadiene	75

Q = Exceeds Quality Control limits.

Container Type: NA - Not Applicable

Surrogates	%Recovery	Method Limits
Toluene-d8	104	70-130
1,2-Dichloroethane-d4	105	70-130
4-Bromofluorobenzene	92	70-130

Air Toxics LTD.
Laboratory Services Since 1989

Client Sample ID: LCSD

Lab ID#: 1103359A-09AA

EPA METHOD TO-15 GC/MS FULL SCAN

File Name:	**2032105**	**Date of Collection: NA**	
Dil. Factor:	**1.00**	**Date of Analysis: 3/21/11 06:36 PM**	

Compound	%Recovery
Freon 12	102
Freon 114	97
Chloromethane	120
Vinyl Chloride	111
1,3-Butadiene	103
Bromomethane	102
Chloroethane	110
Freon 11	107
Ethanol	110
Freon 113	100
1,1-Dichloroethene	109
Acetone	119
2-Propanol	115
Carbon Disulfide	130
3-Chloropropene	122
Methylene Chloride	103
Methyl tert-butyl ether	80
trans-1,2-Dichloroethene	108
Hexane	104
1,1-Dichloroethane	101
2-Butanone (Methyl Ethyl Ketone)	101
cis-1,2-Dichloroethene	98
Tetrahydrofuran	106
Chloroform	101
1,1,1-Trichloroethane	97
Cyclohexane	95
Carbon Tetrachloride	101
2,2,4-Trimethylpentane	106
Benzene	94
1,2-Dichloroethane	102
Heptane	106
Trichloroethene	95
1,2-Dichloropropane	103
1,4-Dioxane	93
Bromodichloromethane	103
cis-1,3-Dichloropropene	98
4-Methyl-2-pentanone	105
Toluene	92
trans-1,3-Dichloropropene	97
1,1,2-Trichloroethane	95
Tetrachloroethene	88

Air Toxics LTD.
Laboratory Services Since 1989

Client Sample ID: LCSD

Lab ID#: 1103359A-09AA

EPA METHOD TO-15 GC/MS FULL SCAN

File Name:	**2032105**	**Date of Collection: NA**	
Dil. Factor:	**1.00**	**Date of Analysis: 3/21/11 06:36 PM**	

Compound	%Recovery
2-Hexanone	101
Dibromochloromethane	100
1,2-Dibromoethane (EDB)	98
Chlorobenzene	94
Ethyl Benzene	90
m,p-Xylene	93
o-Xylene	93
Styrene	92
Bromoform	97
Cumene	97
1,1,2,2-Tetrachloroethane	99
Propylbenzene	102
4-Ethyltoluene	94
1,3,5-Trimethylbenzene	91
1,2,4-Trimethylbenzene	89
1,3-Dichlorobenzene	91
1,4-Dichlorobenzene	91
alpha-Chlorotoluene	89
1,2-Dichlorobenzene	90
1,2,4-Trichlorobenzene	78
Hexachlorobutadiene	82

Container Type: NA - Not Applicable

Surrogates	%Recovery	Method Limits
Toluene-d8	103	70-130
1,2-Dichloroethane-d4	107	70-130
4-Bromofluorobenzene	96	70-130

Air Toxics LTD.
Laboratory Services Since 1989

Client Sample ID: LCS

Lab ID#: 1103359AR1-09B

EPA METHOD TO-15 GC/MS FULL SCAN

File Name:	**2032303r1**	**Date of Collection: NA**	
Dil. Factor:	**1.00**	**Date of Analysis: 3/23/11 05:17 PM**	

Compound	%Recovery
Freon 12	105
Freon 114	96
Chloromethane	123
Vinyl Chloride	114
1,3-Butadiene	104
Bromomethane	101
Chloroethane	111
Freon 11	106
Ethanol	111
Freon 113	97
1,1-Dichloroethene	106
Acetone	112
2-Propanol	113
Carbon Disulfide	131
3-Chloropropene	104
Methylene Chloride	103
Methyl tert-butyl ether	76
trans-1,2-Dichloroethene	105
Hexane	105
1,1-Dichloroethane	100
2-Butanone (Methyl Ethyl Ketone)	98
cis-1,2-Dichloroethene	94
Tetrahydrofuran	106
Chloroform	99
1,1,1-Trichloroethane	94
Cyclohexane	94
Carbon Tetrachloride	99
2,2,4-Trimethylpentane	107
Benzene	93
1,2-Dichloroethane	102
Heptane	107
Trichloroethene	94
1,2-Dichloropropane	100
1,4-Dioxane	91
Bromodichloromethane	101
cis-1,3-Dichloropropene	96
4-Methyl-2-pentanone	108
Toluene	94
trans-1,3-Dichloropropene	95
1,1,2-Trichloroethane	93
Tetrachloroethene	88

Air Toxics LTD.
Laboratory Services Since 1989

Client Sample ID: LCS

Lab ID#: 1103359A-09B

EPA METHOD TO-15 GC/MS FULL SCAN

File Name:	**2032303**	**Date of Collection: NA**	
Dil. Factor:	**1.00**	**Date of Analysis: 3/23/11 05:17 PM**	

Compound	%Recovery
2-Hexanone	100
Dibromochloromethane	98
1,2-Dibromoethane (EDB)	96
Chlorobenzene	93
Ethyl Benzene	88
m,p-Xylene	87
o-Xylene	88
Styrene	87
Bromoform	95
Cumene	92
1,1,2,2-Tetrachloroethane	99
Propylbenzene	93
4-Ethyltoluene	86
1,3,5-Trimethylbenzene	83
1,2,4-Trimethylbenzene	81
1,3-Dichlorobenzene	85
1,4-Dichlorobenzene	82
alpha-Chlorotoluene	84
1,2-Dichlorobenzene	83
1,2,4-Trichlorobenzene	70
Hexachlorobutadiene	74

Q = Exceeds Quality Control limits.

Container Type: NA - Not Applicable

Surrogates	%Recovery	Method Limits
Toluene-d8	104	70-130
1,2-Dichloroethane-d4	107	70-130
4-Bromofluorobenzene	92	70-130

Air Toxics LTD.
Laboratory Services Since 1989

Client Sample ID: LCSD

Lab ID#: 1103359AR1-09BB

EPA METHOD TO-15 GC/MS FULL SCAN

File Name:	**2032304r1**	**Date of Collection: NA**	
Dil. Factor:	**1.00**	**Date of Analysis: 3/23/11 05:51 PM**	

Compound	%Recovery
Freon 12	104
Freon 114	99
Chloromethane	124
Vinyl Chloride	113
1,3-Butadiene	106
Bromomethane	104
Chloroethane	113
Freon 11	108
Ethanol	112
Freon 113	100
1,1-Dichloroethene	110
Acetone	119
2-Propanol	116
Carbon Disulfide	132
3-Chloropropene	118
Methylene Chloride	104
Methyl tert-butyl ether	79
trans-1,2-Dichloroethene	109
Hexane	107
1,1-Dichloroethane	102
2-Butanone (Methyl Ethyl Ketone)	103
cis-1,2-Dichloroethene	99
Tetrahydrofuran	109
Chloroform	102
1,1,1-Trichloroethane	97
Cyclohexane	97
Carbon Tetrachloride	102
2,2,4-Trimethylpentane	108
Benzene	94
1,2-Dichloroethane	102
Heptane	107
Trichloroethene	94
1,2-Dichloropropane	101
1,4-Dioxane	92
Bromodichloromethane	103
cis-1,3-Dichloropropene	96
4-Methyl-2-pentanone	106
Toluene	92
trans-1,3-Dichloropropene	96
1,1,2-Trichloroethane	94
Tetrachloroethene	88

Air Toxics LTD.
Laboratory Services Since 1989

Client Sample ID: LCSD

Lab ID#: 1103359A-09BB

EPA METHOD TO-15 GC/MS FULL SCAN

File Name:	**2032304**	**Date of Collection: NA**	
Dil. Factor:	**1.00**	**Date of Analysis: 3/23/11 05:51 PM**	

Compound	%Recovery
2-Hexanone	102
Dibromochloromethane	98
1,2-Dibromoethane (EDB)	98
Chlorobenzene	94
Ethyl Benzene	91
m,p-Xylene	92
o-Xylene	94
Styrene	92
Bromoform	96
Cumene	97
1,1,2,2-Tetrachloroethane	100
Propylbenzene	101
4-Ethyltoluene	94
1,3,5-Trimethylbenzene	91
1,2,4-Trimethylbenzene	89
1,3-Dichlorobenzene	91
1,4-Dichlorobenzene	90
alpha-Chlorotoluene	87
1,2-Dichlorobenzene	90
1,2,4-Trichlorobenzene	78
Hexachlorobutadiene	83

Q = Exceeds Quality Control limits.

Container Type: NA - Not Applicable

Surrogates	%Recovery	Method Limits
Toluene-d8	101	70-130
1,2-Dichloroethane-d4	109	70-130
4-Bromofluorobenzene	96	70-130

Air Toxics LTD.
Laboratory Services Since 1989

Client Sample ID: LCS

Lab ID#: 1103359A-09C

EPA METHOD TO-15 GC/MS FULL SCAN

File Name:	**2032403**	**Date of Collection: NA**	
Dil. Factor:	**1.00**	**Date of Analysis: 3/24/11 06:51 PM**	

Compound	%Recovery
Freon 12	100
Freon 114	95
Chloromethane	122
Vinyl Chloride	112
1,3-Butadiene	107
Bromomethane	101
Chloroethane	110
Freon 11	102
Ethanol	116
Freon 113	98
1,1-Dichloroethene	108
Acetone	120
2-Propanol	114
Carbon Disulfide	130
3-Chloropropene	114
Methylene Chloride	103
Methyl tert-butyl ether	78
trans-1,2-Dichloroethene	106
Hexane	105
1,1-Dichloroethane	100
2-Butanone (Methyl Ethyl Ketone)	101
cis-1,2-Dichloroethene	97
Tetrahydrofuran	107
Chloroform	99
1,1,1-Trichloroethane	92
Cyclohexane	94
Carbon Tetrachloride	96
2,2,4-Trimethylpentane	106
Benzene	93
1,2-Dichloroethane	99
Heptane	106
Trichloroethene	93
1,2-Dichloropropane	100
1,4-Dioxane	92
Bromodichloromethane	100
cis-1,3-Dichloropropene	95
4-Methyl-2-pentanone	105
Toluene	91
trans-1,3-Dichloropropene	92
1,1,2-Trichloroethane	90
Tetrachloroethene	85

Air Toxics LTD.
Laboratory Services Since 1989

Client Sample ID: LCS

Lab ID#: 1103359A-09C

EPA METHOD TO-15 GC/MS FULL SCAN

File Name:	**2032403**	**Date of Collection: NA**	
Dil. Factor:	**1.00**	**Date of Analysis: 3/24/11 06:51 PM**	

Compound	%Recovery
2-Hexanone	98
Dibromochloromethane	96
1,2-Dibromoethane (EDB)	94
Chlorobenzene	93
Ethyl Benzene	88
m,p-Xylene	88
o-Xylene	89
Styrene	90
Bromoform	96
Cumene	91
1,1,2,2-Tetrachloroethane	97
Propylbenzene	94
4-Ethyltoluene	89
1,3,5-Trimethylbenzene	85
1,2,4-Trimethylbenzene	81
1,3-Dichlorobenzene	86
1,4-Dichlorobenzene	83
alpha-Chlorotoluene	85
1,2-Dichlorobenzene	85
1,2,4-Trichlorobenzene	70
Hexachlorobutadiene	75

Container Type: NA - Not Applicable

Surrogates	%Recovery	Method Limits
Toluene-d8	102	70-130
1,2-Dichloroethane-d4	105	70-130
4-Bromofluorobenzene	95	70-130

Air Toxics LTD.
Laboratory Services Since 1989

Client Sample ID: LCSD

Lab ID#: 1103359AR1-09CC

EPA METHOD TO-15 GC/MS FULL SCAN

File Name:	**2032404r1**	**Date of Collection: NA**	
Dil. Factor:	**1.00**	**Date of Analysis: 3/24/11 07:21 PM**	

Compound	%Recovery
Freon 12	98
Freon 114	95
Chloromethane	122
Vinyl Chloride	110
1,3-Butadiene	105
Bromomethane	100
Chloroethane	110
Freon 11	102
Ethanol	120
Freon 113	97
1,1-Dichloroethene	107
Acetone	118
2-Propanol	116
Carbon Disulfide	131
3-Chloropropene	111
Methylene Chloride	104
Methyl tert-butyl ether	78
trans-1,2-Dichloroethene	108
Hexane	104
1,1-Dichloroethane	100
2-Butanone (Methyl Ethyl Ketone)	101
cis-1,2-Dichloroethene	96
Tetrahydrofuran	106
Chloroform	98
1,1,1-Trichloroethane	92
Cyclohexane	94
Carbon Tetrachloride	96
2,2,4-Trimethylpentane	105
Benzene	94
1,2-Dichloroethane	100
Heptane	106
Trichloroethene	95
1,2-Dichloropropane	101
1,4-Dioxane	92
Bromodichloromethane	101
cis-1,3-Dichloropropene	95
4-Methyl-2-pentanone	105
Toluene	92
trans-1,3-Dichloropropene	94
1,1,2-Trichloroethane	93
Tetrachloroethene	87

Air Toxics LTD.
Laboratory Services Since 1989

Client Sample ID: LCSD

Lab ID#: 1103359A-09CC

EPA METHOD TO-15 GC/MS FULL SCAN

File Name:	**2032404**	**Date of Collection: NA**	
Dil. Factor:	**1.00**	**Date of Analysis: 3/24/11 07:21 PM**	

Compound	%Recovery
2-Hexanone	102
Dibromochloromethane	97
1,2-Dibromoethane (EDB)	97
Chlorobenzene	93
Ethyl Benzene	91
m,p-Xylene	92
o-Xylene	93
Styrene	92
Bromoform	95
Cumene	96
1,1,2,2-Tetrachloroethane	99
Propylbenzene	100
4-Ethyltoluene	92
1,3,5-Trimethylbenzene	90
1,2,4-Trimethylbenzene	87
1,3-Dichlorobenzene	90
1,4-Dichlorobenzene	88
alpha-Chlorotoluene	87
1,2-Dichlorobenzene	89
1,2,4-Trichlorobenzene	77
Hexachlorobutadiene	80

Q = Exceeds Quality Control limits.

Container Type: NA - Not Applicable

Surrogates	%Recovery	Method Limits
Toluene-d8	103	70-130
1,2-Dichloroethane-d4	104	70-130
4-Bromofluorobenzene	96	70-130

1103359

Shell Oil Products Chain Of Custody Record

URS

Air Toxics LTD.
Project Name: Roxana Dissolved Phase
Project # 21562593.00007
Lab Vendor #

Please Check Appropriate Box:
☑ ENV. SERVICES ☐ MOTIVA RETAIL ☐ SHELL RETAIL
☐ MOTIVA SD&CM ☐ CONSULTANT ☐ LUBES
☐ SHELL PIPELINE ☐ OTHER _____

Print Bill To Contact Name: Thomas Adams
PO #:
INCIDENT # (ENV SERVICES): 9 7 2 1 6 6 4 0 ☐ CHECK IF NO INCIDENT # APPLIES
SAP #: 3 4 0 0 6 1
DATE: 03/15/11
PAGE: 1 of 1

SAMPLING COMPANY: URS CORPORATION
LOG CODE:
SITE ADDRESS: Street and City: 900 SOUTH CENTRAL AVE – ROXANA
State: IL
GLOBAL ID NO.:
ADDRESS: 1001 HIGHLANDS PLAZA DRIVE WEST - SUITE 300; ST. LOUIS, MO 63110
EDF DELIVERABLE TO (Name, Company, Office Location): Elizabeth Kunkel, URS, St. Louis
PHONE NO.: 314-743-4179
E-MAIL: Elizabeth_Kunkel@URSCorp.com
CONSULTANT PROJECT NAME#: Roxana Dissolved Phase
Laboratory Address: Air Toxics, LTD 180 Blue Ravine Road, Suite B, Folsom, CA 95630-4719
SAMPLER NAME(S) (Print):
TELEPHONE: 314-429-0100
FAX: 314-429-0462
Bill To Contact E-MAIL: Thomas_Adams@URSCorp.com

TURNAROUND TIME (CALENDAR DAYS):
☐ STANDARD (14 DAY) ☑ 5 DAYS ☐ 3 DAYS ☐ 2 DAYS ☐ 24 HOURS ☐ RESULTS NEEDED ON WEEKEND

☐ LA - RWQCB REPORT FORMAT ☑ UST AGENCY:

DELIVERABLES: ☐ LEVEL 1 ☑ LEVEL 2 ☐ LEVEL 3 ☑ LEVEL 4 ☐ OTHER (SPECIFY) _____

☑ SHELL CONTRACT RATE APPLIES
☐ STATE REIMBURSEMENT RATE APPLIES
☐ EDD NOT NEEDED
☑ RECEIPT VERIFICATION REQUESTED

REQUESTED ANALYSIS

LAB USE ONLY	Field Sample Identification	SAMPLING DATE	SAMPLING TIME	Canister Number	Canister Pressure/Vacuum Initial	Final	Receipt	Final (psi)	Modified TO-15	ASTM D-1946 + Helium	ASTM D-1946
01A	VMP-20-5-031411	3/14/11	1255 / 1055	3113	-30	-6.5			X	X	
02A	VMP-20-10-031411	3/14/11	1409 / 1439	2039	-30	-6.5			X	X	
03A	VMP-20-25-031411	3/14/11	1525 / 1557	3038	-30	-6			X	X	
04A	VMP-25-5-031511	3/15/11	0929 / 0959	3758	-30	-6.5			X	X	
05A	VMP-25-21-031511	3/15/11	1059 / 1129	1036	-30	-6			X	X	
06A	VMP-25-21-031511-DUP	3/15/11	1059 / 1129	2503	-30	-6			X	X	
									X	X	

Turn Around Time:
☐ Normal
☑ Rush
6 Day TAT Specify

Lab Use Only
Pressurized by:
Date:
Pressurization Gas: N_2 He

ADDITIONAL NOTES:
- 14 day hold time
- Report results between MDL and RL
- Level IV ECVP

FED EX
CUSTODY SEAL INTACT? Y N NONE TEMP: NA

Relinquished by: (Signature)	Received by: (Signature)	Date:	Time:
	FEDEX	3/15/11	1500
Relinquished by: (Signature)	Received by: (Signature) ATL	Date: 3/16/11	Time: 0920
Relinquished by: (Signature)	Received by: (Signature)	Date:	Time:

05/2/09 Revision

Air Toxics LTD.
Laboratory Services Since 1989

3/23/2011
Mr. Jeff Adams
URS Corporation
1001 Highlands Plaza Dr. West
Suite 300
St. Louis MO 63110

Project Name: Roxana Dissolved Phase
Project #: 21562593.00007
Workorder #: 1103359B

Dear Mr. Jeff Adams

The following report includes the data for the above referenced project for sample(s) received on 3/16/2011 at Air Toxics Ltd.

The data and associated QC analyzed by Modified ASTM D-1946 are compliant with the project requirements or laboratory criteria with the exception of the deviations noted in the attached case narrative.

Thank you for choosing Air Toxics Ltd. for your air analysis needs. Air Toxics Ltd. is committed to providing accurate data of the highest quality. Please feel free to contact the Project Manager: Jacquelyn Luta at 916-985-1000 if you have any questions regarding the data in this report.

Regards,

Jacquelyn Luta
Project Manager

Reviewed
on
3/28/2011

Air Toxics LTD.
Laboratory Services Since 1989

WORK ORDER #: 1103359B

Work Order Summary

CLIENT:	Mr. Jeff Adams URS Corporation 1001 Highlands Plaza Dr. West Suite 300 St. Louis, MO 63110	**BILL TO:**	Accounts Payable Austin URS Corporation P.O. BOX 203970 Austin, TX 78720-1088
PHONE:	314-429-0100	**P.O. #**	21562593.00007
FAX:		**PROJECT #**	21562593.00007 Roxana Dissolved Phase
DATE RECEIVED:	03/16/2011	**CONTACT:**	Jacquelyn Luta
DATE COMPLETED:	03/22/2011		

FRACTION #	NAME	TEST	RECEIPT VAC./PRES.	FINAL PRESSURE
01A	VMP-20-5-031411	Modified ASTM D-1946	5.0 "Hg	15 psi
02A	VMP-20-10-031411	Modified ASTM D-1946	5.0 "Hg	15 psi
03A	VMP-20-25-031411	Modified ASTM D-1946	4.6 "Hg	15 psi
04A	VMP-25-5-031511	Modified ASTM D-1946	5.0 "Hg	15 psi
05A	VMP-25-21-031511	Modified ASTM D-1946	4.4 "Hg	15 psi
06A	VMP-25-21-031511-DUP	Modified ASTM D-1946	5.0 "Hg	15 psi
07A	Lab Blank	Modified ASTM D-1946	NA	NA
07B	Lab Blank	Modified ASTM D-1946	NA	NA
08A	LCS	Modified ASTM D-1946	NA	NA
08AA	LCSD	Modified ASTM D-1946	NA	NA

CERTIFIED BY: Linda D. Fruman DATE: 03/23/11

Laboratory Director

Certfication numbers: CA NELAP - 02110CA, LA NELAP/LELAP- AI 30763,
NY NELAP - 11291, UT NELAP - 9166389892, AZ Licensure AZ0719
Name of Accrediting Agency: NELAP/Florida Department of Health, Scope of Application: Clean Air Act,
Accreditation number: E87680, Effective date: 07/01/09, Expiration date: 06/30/11
Air Toxics Ltd. certifies that the test results contained in this report meet all requirements of the NELAC standards

This report shall not be reproduced, except in full, without the written approval of Air Toxics Ltd.

180 BLUE RAVINE ROAD, SUITE B FOLSOM, CA - 95630
(916) 985-1000 . (800) 985-5955 . FAX (916) 985-1020

LABORATORY NARRATIVE
Modified ASTM D-1946
URS Corporation
Workorder# 1103359B

Six 1 Liter Summa Canister samples were received on March 16, 2011. The laboratory performed analysis via Modified ASTM Method D-1946 for Methane and fixed gases in air using GC/FID or GC/TCD. The method involves direct injection of 1.0 mL of sample.

On the analytical column employed for this analysis, Oxygen coelutes with Argon. The corresponding peak is quantitated as Oxygen.

Since Nitrogen is used to pressurize samples, the reported Nitrogen values are calculated by adding all the sample components and subtracting from 100%.

Method modifications taken to run these samples are summarized in the table below. Specific project requirements may over-ride the ATL modifications.

Requirement	*ASTM D-1946*	*ATL Modifications*
Calibration	A single point calibration is performed using a reference standard closely matching the composition of the unknown.	A 3-point calibration curve is performed. Quantitation is based on a daily calibration standard which may or may not resemble the composition of the associated samples.
Reference Standard	The composition of any reference standard must be known to within 0.01 mol % for any component.	The standards used by ATL are blended to a >/= 95% accuracy.
Sample Injection Volume	Components whose concentrations are in excess of 5 % should not be analyzed by using sample volumes greater than 0.5 mL.	The sample container is connected directly to a fixed volume sample loop of 1.0 mL on the GC. Linear range is defined by the calibration curve. Bags are loaded by vacuum.
Normalization	Normalize the mole percent values by multiplying each value by 100 and dividing by the sum of the original values. The sum of the original values should not differ from 100% by more than 1.0%.	Results are not normalized. The sum of the reported values can differ from 100% by as much as 15%, either due to analytical variability or an unusual sample matrix.
Precision	Precision requirements established at each concentration level.	Duplicates should agree within 25% RPD for detections > 5 X's the RL.

Receiving Notes

There were no receiving discrepancies.

Analytical Notes

As per project specific client request the laboratory has reported estimated values for target compound hits that are below the Reporting Limit but greater than the Method Detection Limit.

Definition of Data Qualifying Flags

Seven qualifiers may have been used on the data analysis sheets and indicate as follows:
B - Compound present in laboratory blank greater than reporting limit.
J - Estimated value.
E - Exceeds instrument calibration range.
S - Saturated peak.
Q - Exceeds quality control limits.
U - Compound analyzed for but not detected above the detection limit.
M - Reported value may be biased due to apparent matrix interferences.
File extensions may have been used on the data analysis sheets and indicates as follows:
a-File was requantified
b-File was quantified by a second column and detector
r1-File was requantified for the purpose of reissue

Air Toxics LTD.
Laboratory Services Since 1989

Summary of Detected Compounds
NATURAL GAS ANALYSIS BY MODIFIED ASTM D-1946

Client Sample ID: VMP-20-5-031411

Lab ID#: 1103359B-01A

Compound	Rpt. Limit (%)	Amount (%)
Oxygen	0.24	7.9
Nitrogen	0.24	83
Methane	0.00024	0.00017 J
Carbon Dioxide	0.024	9.3
Helium	0.12	0.012 J

Client Sample ID: VMP-20-10-031411

Lab ID#: 1103359B-02A

Compound	Rpt. Limit (%)	Amount (%)
Oxygen	0.24	10
Nitrogen	0.24	83
Methane	0.00024	0.000065 J
Carbon Dioxide	0.024	6.8

Client Sample ID: VMP-20-25-031411

Lab ID#: 1103359B-03A

Compound	Rpt. Limit (%)	Amount (%)
Oxygen	0.24	3.2
Nitrogen	0.24	87
Carbon Dioxide	0.024	9.4
Helium	0.12	0.0059 J

Client Sample ID: VMP-25-5-031511

Lab ID#: 1103359B-04A

Compound	Rpt. Limit (%)	Amount (%)
Oxygen	0.24	2.9
Nitrogen	0.24	93
Methane	0.00024	0.044

Air Toxics LTD.
Laboratory Services Since 1989

Summary of Detected Compounds
NATURAL GAS ANALYSIS BY MODIFIED ASTM D-1946

Client Sample ID: VMP-25-5-031511

Lab ID#: 1103359B-04A

Carbon Dioxide	0.024	4.5

Client Sample ID: VMP-25-21-031511

Lab ID#: 1103359B-05A

Compound	Rpt. Limit (%)	Amount (%)
Oxygen	0.24	1.1
Nitrogen	0.24	50
Methane	0.00024	30
Carbon Dioxide	0.024	15
Ethane	0.0024	0.029

Client Sample ID: VMP-25-21-031511-DUP

Lab ID#: 1103359B-06A

Compound	Rpt. Limit (%)	Amount (%)
Oxygen	0.24	1.2
Nitrogen	0.24	52
Methane	0.00024	29
Carbon Dioxide	0.024	14
Ethane	0.0024	0.029

Air Toxics LTD.
Laboratory Services Since 1989

Client Sample ID: VMP-20-5-031411

Lab ID#: 1103359B-01A

NATURAL GAS ANALYSIS BY MODIFIED ASTM D-1946

File Name:	**9031715**	**Date of Collection:**	**3/14/11 10:55:00 AM**
Dil. Factor:	**2.42**	**Date of Analysis:**	**3/17/11 06:33 PM**

Compound	Rpt. Limit (%)	Amount (%)
Oxygen	0.24	7.9
Nitrogen	0.24	83
Carbon Monoxide	0.024	Not Detected
Methane	0.00024	0.00017 J
Carbon Dioxide	0.024	9.3
Ethane	0.0024	Not Detected
Ethene	0.0024	Not Detected
Helium	0.12	0.012 J

J = Estimated value.

Container Type: 1 Liter Summa Canister

Air Toxics LTD.
Laboratory Services Since 1989

Client Sample ID: VMP-20-10-031411

Lab ID#: 1103359B-02A

NATURAL GAS ANALYSIS BY MODIFIED ASTM D-1946

File Name:	**9031716**	**Date of Collection:**	**3/14/11 2:39:00 PM**
Dil. Factor:	**2.42**	**Date of Analysis:**	**3/17/11 06:59 PM**

Compound	Rpt. Limit (%)	Amount (%)
Oxygen	0.24	10
Nitrogen	0.24	83
Carbon Monoxide	0.024	Not Detected
Methane	0.00024	0.000065 J
Carbon Dioxide	0.024	6.8
Ethane	0.0024	Not Detected
Ethene	0.0024	Not Detected
Helium	0.12	Not Detected

J = Estimated value.

Container Type: 1 Liter Summa Canister

Air Toxics LTD.
Laboratory Services Since 1989

Client Sample ID: VMP-20-25-031411

Lab ID#: 1103359B-03A

NATURAL GAS ANALYSIS BY MODIFIED ASTM D-1946

File Name:	**9031717**	**Date of Collection:**	**3/14/11 3:57:00 PM**
Dil. Factor:	**2.39**	**Date of Analysis:**	**3/17/11 07:27 PM**

Compound	Rpt. Limit (%)	Amount (%)
Oxygen	0.24	3.2
Nitrogen	0.24	87
Carbon Monoxide	0.024	Not Detected
Methane	0.00024	Not Detected
Carbon Dioxide	0.024	9.4
Ethane	0.0024	Not Detected
Ethene	0.0024	Not Detected
Helium	0.12	0.0059 J

J = Estimated value.

Container Type: 1 Liter Summa Canister

Air Toxics LTD.
Laboratory Services Since 1989

Client Sample ID: VMP-25-5-031511

Lab ID#: 1103359B-04A

NATURAL GAS ANALYSIS BY MODIFIED ASTM D-1946

File Name:	**9031718**	**Date of Collection:**	**3/15/11 9:59:00 AM**
Dil. Factor:	**2.42**	**Date of Analysis:**	**3/17/11 07:56 PM**

Compound	Rpt. Limit (%)	Amount (%)
Oxygen	0.24	2.9
Nitrogen	0.24	93
Carbon Monoxide	0.024	Not Detected
Methane	0.00024	0.044
Carbon Dioxide	0.024	4.5
Ethane	0.0024	Not Detected
Ethene	0.0024	Not Detected
Helium	0.12	Not Detected

Container Type: 1 Liter Summa Canister

Air Toxics LTD.
Laboratory Services Since 1989

Client Sample ID: VMP-25-21-031511

Lab ID#: 1103359B-05A

NATURAL GAS ANALYSIS BY MODIFIED ASTM D-1946

File Name:	**9031719**	**Date of Collection:**	**3/15/11 11:29:00 AM**
Dil. Factor:	**2.37**	**Date of Analysis:**	**3/17/11 08:32 PM**

Compound	Rpt. Limit (%)	Amount (%)
Oxygen	0.24	1.1
Nitrogen	0.24	50
Carbon Monoxide	0.024	Not Detected
Methane	0.00024	30
Carbon Dioxide	0.024	15
Ethane	0.0024	0.029
Ethene	0.0024	Not Detected
Helium	0.12	Not Detected

Container Type: 1 Liter Summa Canister

Air Toxics LTD.
Laboratory Services Since 1989

Client Sample ID: VMP-25-21-031511-DUP

Lab ID#: 1103359B-06A

NATURAL GAS ANALYSIS BY MODIFIED ASTM D-1946

File Name:	**9031720**	**Date of Collection:**	**3/15/11 11:29:00 AM**
Dil. Factor:	**2.42**	**Date of Analysis:**	**3/17/11 09:01 PM**

Compound	Rpt. Limit (%)	Amount (%)
Oxygen	0.24	1.2
Nitrogen	0.24	52
Carbon Monoxide	0.024	Not Detected
Methane	0.00024	29
Carbon Dioxide	0.024	14
Ethane	0.0024	0.029
Ethene	0.0024	Not Detected
Helium	0.12	Not Detected

Container Type: 1 Liter Summa Canister

Air Toxics LTD.
Laboratory Services Since 1989

Client Sample ID: Lab Blank

Lab ID#: 1103359B-07A

NATURAL GAS ANALYSIS BY MODIFIED ASTM D-1946

File Name:	**9031705a**	**Date of Collection: NA**	
Dil. Factor:	**1.00**	**Date of Analysis: 3/17/11 05:32 AM**	

Compound	Rpt. Limit (%)	Amount (%)
Oxygen	0.10	0.0054 J
Nitrogen	0.10	0.044 J
Carbon Monoxide	0.010	Not Detected
Methane	0.00010	Not Detected
Carbon Dioxide	0.010	Not Detected
Ethane	0.0010	Not Detected
Ethene	0.0010	Not Detected

J = Estimated value.

Container Type: NA - Not Applicable

Air Toxics LTD.
Laboratory Services Since 1989

Client Sample ID: Lab Blank

Lab ID#: 1103359B-07B

NATURAL GAS ANALYSIS BY MODIFIED ASTM D-1946

File Name:	**9031704b**	**Date of Collection: NA**	
Dil. Factor:	**1.00**	**Date of Analysis: 3/17/11 05:11 AM**	

Compound	**Rpt. Limit (%)**	**Amount (%)**
Helium	0.050	Not Detected

Container Type: NA - Not Applicable

Air Toxics LTD.
Laboratory Services Since 1989

Client Sample ID: LCS

Lab ID#: 1103359B-08A

NATURAL GAS ANALYSIS BY MODIFIED ASTM D-1946

File Name:	**9031702**	**Date of Collection: NA**	
Dil. Factor:	**1.00**	**Date of Analysis: 3/17/11 04:26 AM**	

Compound	%Recovery
Oxygen	99
Nitrogen	100
Carbon Monoxide	100
Methane	98
Carbon Dioxide	99
Ethane	99
Ethene	99
Helium	97

Container Type: NA - Not Applicable

Air Toxics LTD.
Laboratory Services Since 1989

Client Sample ID: LCSD

Lab ID#: 1103359B-08AA

NATURAL GAS ANALYSIS BY MODIFIED ASTM D-1946

File Name:	**9031721**	**Date of Collection: NA**	
Dil. Factor:	**1.00**	**Date of Analysis: 3/17/11 09:48 PM**	

Compound	%Recovery
Oxygen	99
Nitrogen	100
Carbon Monoxide	100
Methane	98
Carbon Dioxide	97
Ethane	100
Ethene	99
Helium	98

Container Type: NA - Not Applicable

1103359

Shell Oil Products Chain Of Custody Record

URS

Air Toxics LTD.
Project Name: Roxana Dissolved Phase
Project # 21562593.00007
Lab Vendor #

Please Check Appropriate Box:
☑ ENV. SERVICES ☐ MOTIVA RETAIL ☐ SHELL RETAIL
☐ MOTIVA SD&CM ☐ CONSULTANT ☐ LUBES
☐ SHELL PIPELINE ☐ OTHER

Print Bill To Contact Name: Thomas Adams
PO #:
INCIDENT # (ENV SERVICES): 9 7 2 1 6 6 4 0 ☐ CHECK IF NO INCIDENT # APPLIES
SAP #: 3 4 0 0 6 1
DATE: 03/15/11
PAGE: 1 of 1

SAMPLING COMPANY: URS CORPORATION
LOG CODE:
SITE ADDRESS: Street and City: 900 SOUTH CENTRAL AVE -- ROXANA
State: IL
GLOBAL ID NO.:
ADDRESS: 1001 HIGHLANDS PLAZA DRIVE WEST - SUITE 300; ST. LOUIS, MO 63110
EDF DELIVERABLE TO (Name, Company, Office Location): Elizabeth Kunkel, URS, St. Louis
PHONE NO.: 314-743-4179
E-MAIL: Elizabeth_Kunkel@URSCorp.com
CONSULTANT PROJECT NAME/#: Roxana Dissolved Phase
Laboratory Address: Air Toxics, LTD 180 Blue Ravine Road, Suite B, Folsom, CA 95630-4719
TELEPHONE: 314-429-0100
FAX: 314-429-0462
Bill To Contact E-MAIL: Thomas_Adams@URSCorp.com
SAMPLER NAME(S) (Print):

TURNAROUND TIME (CALENDAR DAYS):
☐ STANDARD (14 DAY) ☑ 5 DAYS ☐ 3 DAYS ☐ 2 DAYS ☐ 24 HOURS ☐ RESULTS NEEDED ON WEEKEND

☐ LA - RWQCB REPORT FORMAT ☑ UST AGENCY:

DELIVERABLES: ☐ LEVEL 1 ☑ LEVEL 2 ☐ LEVEL 3 ☑ LEVEL 4 ☐ OTHER (SPECIFY) _____

☑ SHELL CONTRACT RATE APPLIES
☐ STATE REIMBURSEMENT RATE APPLIES
☐ EDD NOT NEEDED
☑ RECEIPT VERIFICATION REQUESTED

REQUESTED ANALYSIS

Turn Around Time:
☐ Normal
☑ Rush
6 Day TAT Specify

Lab Use Only
Pressurized by:
Date:
Pressurization Gas: N_2 He

LAB USE ONLY	Field Sample Identification	SAMPLING DATE	SAMPLING TIME	Canister Number	Conister Pressure/Vacuum Initial	Final	Receipt	Final (psi)	Modified TO-15	ASTM D-1946 + Helium	ASTM D-1946
01A	VMP-20-5-031411	3/14/11	1255 / 1055	3113	-30	-6.5			X	X	
02A	VMP-20-10-031411	3/14/11	1409 / 1439	2039	-30	-6.5			X	X	
03A	VMP-20-25-031411	3/14/11	1525 / 1557	3038	-30	-6			X	X	
04A	VMP-25-5-031511	3/15/11	0929 / 0959	3758	-30	-6.5			X	X	
05A	VMP-25-21-031511	3/15/11	1059 / 1129	1036	-30	-6			X	X	
06A	VMP-25-21-031511-DUP	3/15/11	1059 / 1129	2503	-30	-6			X	X	
									X	X	

ADDITIONAL NOTES:
- 14 day hold time
- Report results between MDL and RL
- Level IV ECVP

FED EX
CUSTODY SEAL INTACT? Y N NONE TEMP NA

Relinquished by: (Signature)	Received by: (Signature) FEDEX	Date: 3/15/11	Time: 1500
Relinquished by: (Signature)	Received by: (Signature) ATL	Date: 3/16/11	Time: 0920
Relinquished by: (Signature)	Received by: (Signature)	Date:	Time:

05/2/05 Revision