ILLINOIS EPA RCRA CORRECTIVE ACTION CERTIFICATION

This certification must accompany any document submitted to Illinois EPA in accordance with the corrective action requirements set forth in a facility's RCRA permit. The original and two copies of all documents submitted must be provided.

1.0 FACILITY IDENTIFICATION

Name: WRB Refining LP - Wood River Refinery

County: Madison

Street Address: 900 South Central Ave.

Site No. (IEPA): 1191150002

City: Roxana, IL 62084

Site No. (USEPA): ILD 080 012 305

2.0 OWNER INFORMATION

Name: Not Applicable

Mailing Address:

Contact Name:

Contact Title:

Phone No.:

3.0 OPERATOR INFORMATION

Equilon Enterprises LLC d/b/a Shell Oil Products US

17 Junction Drive, PMB #399

Glen Carbon, IL 62034

Kevin Dyer

Principal Program Manager

618-288-7237

4.0 TYPE OF SUBMISSION (check applicable item and provide requested information, as applicable)

☐ RFI Phase I Workplan/Report
☐ RFI Phase II Workplan/Report
☐ CMP Report; Phase _____
☒ Other (describe):
Soil Vapor Sampling Report – 1st Quarter 2012
Date of Submittal

IEPA Permit Log No. B-43R
Date of Last IEPA Letter on Project 3/14/12
Log No. of Last IEPA Letter on Project B-43R-CA-25
Does this submittal include groundwater information: ☒ Yes ☐ No

5.0 DESCRIPTION OF SUBMITTAL: (briefly describe what is being submitted and its purpose)

Soil Vapor sampling report for the 1st quarter 2012 sampling event in the project area in the Village of Roxana.

6.0 DOCUMENTS SUBMITTED (identify all documents in submittal, including cover letter; give dates of all documents)

Cover letter, RCRA Corrective Action Certification and Soil Vapor Sampling Report – 1st Quarter 2012

7.0 CERTIFICATION STATEMENT - ***(This statement is part of the overall certification being provided by the owner/operator, professional and laboratory in Items 7.1, 7.2 and 7.3 below).*** The activities described in the subject submittals have been carried out in accordance with procedures approved by Illinois EPA. I certify under penalty of law that this document and all attachments were prepared under my direction or supervision in accordance with a system designed to assure that qualified personnel properly gather and evaluate the information submitted. Based on my inquiry of the person or persons who manage the system, or those persons directly responsible for gathering the information, the information submitted is, to the best of my knowledge and belief, true, accurate, and complete. I am aware that there are significant penalties for submitting false information, including the possibility of fine and imprisonment for knowing violations.

4/13/12

IEPA RCRA Corrective Action Certification
For: Equilon Enterprises LLC d/b/a Shell Oil Products US
Date of Submission: _____
Page 2

7.1 **OWNER/OPERATOR CERTIFICATION** (Must be completed for all submittals. Certification and signature requirements are set forth in 35 IAC 702.126.) All submittals pertaining to the corrective action requirements set forth in a RCRA Permit must be signed by the person designated below (or by a duly authorized representative of that person):

1. For a Corporation, by a principal executive officer of at least the level of vice-president.
2. For a Partnership or Sole Proprietorship, by a general partner or the proprietor, respectively.
3. For a Governmental Entity, by either a principal executive officer or a ranking elected official.

A person is a duly authorized representative only if:

1. the authorization is made in writing by a person described above; and
2. the written authorization is provided with this submittal (a copy of a previously submitted authorization can be used).

Owner Signature: _____ _____ (Date)

Title: _____

Operator Signature: Kevin E Alger 3/30/12 (Date)

Title: Principal Program Manager

4/13/12

IEPA RCRA Corrective Action Certification
For: Equilon Enterprises LLC d/b/a Shell Oil Products US
Date of Submission: _____
Page 3

7.2 **PROFESSIONAL CERTIFICATION** ***(if necessary)*** - Work carried out in this submittal or the regulations may also be subject to other laws governing professional services, such as the Illinois Professional Land Surveyor Act of 1989, the Professional Engineering Practice Act of 1989, the Professional Geologist Licensing Act, and the Structural Engineering Licensing Act of 1989. No one is relieved from compliance with these laws and the regulations adopted pursuant to these laws. All work that falls within the scope and definitions of these laws must be performed in compliance with them. The Illinois EPA may refer any discovered violation of these laws to the appropriate regulating authority.

Professional's Signature: Robert Billman

4/12/12
Date:

Professional's Name: Robert B. Billman

Professional's Address: URS Corporation

1001 Highlands Plaza Drive West

St. Louis, MO63110

Professional's Phone No.: 314-743-4108

Professional's Seal:

LICENSED PROFESSIONAL GEOLOGIST
ROBERT B. BILLMAN
196-000346
ILLINOIS

4/13/12

IEPA RCRA Corrective Action Certification
For: Equilon Enterprises LLC d/b/a Shell Oil Products US
Date of Submission: _____
Page 4

7.3 **LABORATORY CERTIFICATION***(if necessary)* - The sample collection, handling, preservation, preparation and analysis efforts for which this laboratory was responsible were carried out in accordance with procedures approved by Illinois EPA.

Name of Laboratory Air Toxics Ltd

Signature of Laboratory Responsible Officer

Date 3/21/12

Mailing Address of Laboratory
180 Blue Ravine Rd. Ste B
Folsom, CA 95630

Heidi Hayes Technical Director
Name and Title of Laboratory Responsible Officer

URS

April 13, 2012

Mr. Steven F. Nightingale, P.E.
Manager, Permit Section
Illinois Environmental Protection Agency
Bureau of Land
1021 North Grand Avenue East
Springfield, Illinois 62794

Subject: **Soil Vapor Sampling Report – 1st Quarter 2012**
Roxana, Illinois
119115002 – Madison County
Equilon Enterprises LLC d/b/a Shell Oil Products US
Log No. B-43R

Dear Mr. Nightingale:

On behalf of Shell Oil Products US, URS Corporation is submitting the enclosed report for your review. This sampling was required by Condition 3 of the Illinois Environmental Protection Agency's letter dated August 5, 2010.

If you have any questions during your review, please contact Kevin Dyer, SOPUS Principal Program Manager, at kevin.dyer@shell.com (618/288-7237), or me at robert.mooshegian@urs.com (314/743-4106).

Sincerely,
URS Corporation, on behalf of Shell Oil Products US

Kelly Hurst
Environmental Scientist

Robert Mooshegian, CHMM
Senior Project Manager

Enclosures: RCRA Corrective Action Certification and Report (original plus 2 copies)

Cc: Kevin Dyer, SOPUS
Marty Reynolds, Village of Roxana (Repository)
Eric Petersen, ConocoPhillips
David Webb, IDPH
Jim Moore, IEPA, Springfield
Repository - Roxana Public Library
Gina Search – IEPA, Collinsville

1001 Highland Plaza Drive West, Suite 300
St. Louis, MO 63110
Phone: 314.429.0100
Fax: 314.429.0462

R E P O R T

SOIL VAPOR SAMPLING – 1ST QUARTER 2012

Roxana, Illinois

Prepared for:

Shell Oil Products US
17 Junction Drive
PMB#399
Glen Carbon, Illinois 62034

April 2012

URS Corporation
1001 Highlands Plaza Drive West, Suite 300
St. Louis, MO 63110
(314) 429-0100
Project 21562735.00011

TABLE OF CONTENTS

CERTIFICATION **Resource Conservation and Recovery Act (RCRA) Corrective Action Form**

SECTION 1 **INTRODUCTION 1-1**

SECTION 2 **DESCRIPTION OF SUBSURFACE CONDITIONS 2-1**

2.1 Geology 2-1
2.2 Hydrogeology 2-1

SECTION 3 **SOIL VAPOR SAMPLING AND ANALYTICAL PROCEDURES 3-1**

3.1 Vapor Monitoring Port Sampling 3-1
3.2 Health & Safety, Decontamination and Investigation Derived Waste 3-5
3.3 Sample Handling and Laboratory Testing 3-6
3.4 Data Quality Review and Data Management 3-7

SECTION 4 **SOIL VAPOR SAMPLING RESULTS 4-1**

4.1 Data Quality Review Results 4-1
4.2 Soil Vapor Analytical Results 4-1
4.3 Conceptual Site Model 4-3

SECTION 5 **CONCLUSIONS 5-1**

SECTION 6 **REFERENCES 6-1**

TABLE OF CONTENTS

List of Tables

Table 1	Cumulative Groundwater Monitoring Well Gauging Results
Table 2	Soil Vapor Screening Criteria
Table 3	Cumulative Summary of Soil Vapor Analytical Detections and Screening Results: Village - VOCs
Table 4	Cumulative Summary of Soil Vapor Analytical Detections and Screening Results: Public Works Yard and WRR - VOCs
Table 5	Cumulative Summary of Soil Vapor Analytical Detections - Natural Gases

List of Figures

Figure 1	Investigation Area Location Map
Figure 2	Vapor Monitoring Sampling Port Locations
Figure 3	Groundwater Contour Map – 1Q12 (January 3-5, 2012)
Figure 4	Vapor Port Screen Comparison to Groundwater Elevations (January 3-5, 2012)
Figure 5	Summary of Benzene Soil Vapor Analytical Results-Village of Roxana
Figure 6	Summary of Benzene Soil Vapor Analytical Results-Public Works Yard
Figure 7	Summary of Benzene Soil Vapor Analytical Results-WRR
Figure 8	Cross-Section with Benzene Soil Vapor Analytical Results – Chaffer Street
Figure 9	Benzene Soil Vapor Distribution – 5 ft bgs
Figure 10	Benzene Soil Vapor Distribution – 10 ft bgs
Figure 11	Benzene Soil Vapor Distribution – 25 ft bgs
Figure 12	Dissolved Phase Benzene Concentrations in Groundwater
Figure 13	Thickness of LNAPL (January 3-5, 2011)

List of Appendices

Appendix A	Soil Vapor Sampling Data Forms
Appendix B	Data Review Forms and Analytical Reports

Shell Oil Products US (SOPUS) has been conducting a subsurface investigation in the Village of Roxana in the area generally bounded by the alley north of East First Street, the Roxana Public Works Yard, Illinois Route 111 and the property boundary (a/k/a West Fenceline) of the WRB Refining, LP Wood River Refinery (WRR) (**Figure 1**). In addition, some limited investigation has been conducted inside the WRR; this work was conducted in cooperation with ConocoPhillips Company (ConocoPhillips). For the purposes of presentation in this report only, the combined area is collectively referred to as the "Investigation Area." The Investigation Area includes a portion of a residential area in the Village of Roxana, the Public Works Yard for the Village, and the adjoining portions of the WRR. For the purposes of this report, the term "Village" is used to denote the residential area generally bounded by the alley north of East 1st Street (north), 8th Street (south), Chaffer Street (east) and Route 111 (South Central Avenue) (west).

SOPUS has been investigating and delineating soil vapor in the Investigation Area through the installation, development, and sampling of vapor monitoring ports (VMPs). Vapor monitoring locations (VMP-1 through VMP-16) were installed based on a work plan submitted to the Illinois Environmental Protection Agency (IEPA) on behalf of SOPUS on January 21, 2009. IEPA approved the work plan with conditions on May 12, 2009. The results of the vapor investigation and delineation efforts were presented in the *Dissolved Phase Groundwater Investigation and P-60 Free Phase Product Delineation Report*, dated February 18, 2010 (URS, 2010a). Based on recommendations contained in that report, an additional four vapor monitoring ports were installed, developed, and sampled at one existing (VMP-3) and three new vapor monitoring locations (VMP-17 through VMP-19) in the Spring/Summer 2010, with results presented in the *Addendum to February 2010 Report – Supplemental Investigation Activities,* dated September 20, 2010 (URS, 2010b).

IEPA provided comments to the February 18, 2010 report in a letter to SOPUS dated August 5, 2010. In particular, comment number 3 required quarterly soil vapor sampling and reporting, and Comment number 2 described the need to further delineate the extent of soil vapors beneath the area. Six VMPs (VMP-20 through VMP-25) were installed and added to the quarterly sampling program beginning with 1st Quarter 2011 (1Q11). The locations of points in the soil vapor sampling network are presented on **Figure 2**.

IEPA provided further comments in a March 16, 2011 letter to SOPUS approving the *Soil Vapor Extraction (SVE) Pilot Test Workplan*. In particular, comment number 2 required that quarterly soil vapor sampling continue at the 25 VMP locations, and comment number 9 requested an updated report, including a discussion of the geology, extent of groundwater impact, and

distribution of impacted soil vapor. These items/comments were included in the 1st Quarter 2011 (1Q11) Report (URS, 2011a), and have been updated for this report.

This section summarizes the current understanding of the Investigation Area geology and hydrogeology.

2.1 GEOLOGY

The Investigation Area is located approximately 1.5 miles east of the Mississippi River within the American Bottoms floodplain. The surface topography is generally flat; however it slopes downward to the west-southwest in the southwestern portion of the Village, with a total drop in elevation of approximately 15 feet across the area.

The ground surface in the Village, where not developed with structures, is primarily grass covered with chip-and-seal alleys and streets. Beneath any man-made fill material, the subsurface conditions generally consist of silty clay underlain by sands to the depths investigated.

Subsurface stratigraphy within the Investigation Area consists of the following materials, from the ground surface down:

- Fill - (mainly clay, some gravel and cinders, etc.) Extends from the surface to approximately six feet below ground surface (bgs).
- Clay/Silt - Primarily silty clay. Where present, the clay generally extends from the base of the fill to approximately 12 feet bgs.
- Sand - Consisting primarily of fine to medium grained (which coarsens with depth) sand with some silt and clay, especially at the shallower depths. The sand begins at the base of the clay (or base of the fill if the clay is not present) and extends to the total depth of the borings.
- Discontinuous lower permeability lenses of clay with some silt and sand are occasionally present. These lenses vary in thickness from 1 inch to a few feet and do not appear to be laterally (or vertically) extensive.

Cross-sections depicting the underlying geology were previously presented in the *Dissolved Phase Groundwater Investigation and P-60 Free Phase Product Delineation Report*, dated February 18, 2010 (URS, 2010a). These cross-sections were developed based on information provided on cone penetration test (CPT) logs and soil boring logs. A modified cross-section presenting analytical data is presented later in **Section 4.2** of this report.

2.2 HYDROGEOLOGY

Groundwater in the sand underlying the Investigation Area is the primary source for large volume water production in the area (e.g., industrial and municipal supply). Prior to development in the area, the natural movement of groundwater was toward the west (toward the Mississippi River). Since development in the area, groundwater pumping has altered the groundwater flow in the area to flow toward nearby pumping wells (e.g. WRR, BP, etc.).

The water table is currently encountered at a depth of approximately 25 to 40 feet bgs (approximately elevation 404 to 412 feet above sea level). The variation in depth of groundwater from the ground surface is due to a change in surface elevation across the study area. As a result, there is generally a 15 to 30 foot thick vadose (unsaturated) zone in the sand. The water levels have risen approximately 7 feet along the WRR West Fenceline since 2009.

There are discontinuous low permeability clay lenses above the water table (approximately 20 feet bgs) mixed with silt and sand. These perched water-bearing zones are isolated and limited in occurrence.

The potentiometric surface observed during the 1Q12 comprehensive groundwater monitoring well gauging (**Figure 3**) illustrates groundwater flow within the Village and WRR. **Figure 4** provides the groundwater potentiometric surface for the Investigation Area with respect to the deepest vapor ports. The gauging results indicate that many of these vapor ports were submerged beneath the water table during this event.

The 1Q12 soil vapor sampling was performed by URS in accordance with applicable URS site-specific Standard Operating Procedures (SOPs) that incorporate previous IEPA comments, conditions, and/or modifications. The 1Q12 vapor sampling event field activities were conducted between January 23 and February 1, 2012.

3.1 VAPOR MONITORING PORT SAMPLING

The soil vapor sampling network currently consists of 25 VMP locations (**Figure 2**). VMPs are generally at four depths[1] throughout the subsurface at each location. The individual VMPs are labeled and color-coded in the field from shallow to deep by using the color scheme of yellow (first interval), blue (second interval), green (third interval), and red (fourth interval). Additional VMPs that were installed during supplemental sampling in 2nd Quarter 2010 (2Q10) are color-coded white.

VMP Sampling

VMP sampling activities were attempted at each location within the Investigation Area. The sampling was performed in accordance with SOP No. 44R – Soil Vapor Purging and Sampling, which was presented in the Soil Vapor Sampling 3rd Quarter 2010 (3Q10) report.

Prior to mobilizing for VMP sampling, an initial stainless-steel canister vacuum check was performed. A designated pressure gauge provided by the laboratory was attached to the stainless-steel canister inlet, and the stainless-steel canister valve was opened completely. The pressure gauge reading was recorded as "Initial Vacuum Reading" on the stainless-steel canister tag and the field form. This ensured that the canister showed a vacuum of approximately 27 to 30 inches of mercury (Hg). If the canister displayed a vacuum of less than 25 inches of Hg, the canister was set aside and returned to the lab without a sample.

In addition each flow controller was subjected to an isolated vacuum check to ensure that connectors did not leak. This was conducted by attaching a plug to one end of the flow controller and a barbed connector to the other. A 15 mL hand pump with a vacuum gauge was then attached to the barb. The hand pump evacuated the air inside the flow controller until a vacuum of at least 10 inches Hg was achieved. If the vacuum change over five minutes was ≤ 0.5 inches of Hg, the controller was considered acceptable for sampling use.

- The following steps were used to collect each VMP sample:

[1] With the exception of single shallow ports at VMP-17, 18, and 19 and five ports at VMP-3.

- Upon arrival at a sampling location, the sampling crew would open the vapor port vault to check integrity of each individual soil VMP. This included checking that each port was closed with a Swagelok® stainless-steel reducer and plug in place, and each VMP was properly labeled to identify the proper depth.
- The sample train was set up as shown in the photo below. A hose barb connector was connected directly to the monitoring port using compression ferrule connections. The sample train was then attached through Tygoprene® tubing. A flow controller, provided by the laboratory, was then connected to the stainless-steel canister inlet. Flow controllers were not reused during the sampling event. Each flow controller is pre-set by the laboratory to collect the sample over a half-hour period. For a 1-Liter stainless-steel canister, one half-hour is a standard collection time (~27 ml/min). Once the sample train was assembled, a vacuum leak check was performed in accordance with SOP 44R.
- An enclosure was then placed over the VMP and assembled sample train as shown in the photo below. The enclosure has openings for:
  - The introduction of tracer gas (i.e., helium);
  - Pressure relief to the atmosphere and access for a tracer gas monitoring device;
  - Tygoprene tubing to connect to the peristaltic pump for Valve #1 (out) and Valve #2 (out and in).

- The enclosure has sufficient glove access to open or close all valves within. The enclosure was sealed to the ground at each location with a hydrated bentonite seal.
- Helium gas was introduced into the enclosure until the atmosphere reached a concentration of approximately 50% Helium; the regulator on the helium tank was manually controlled to maintain that range.
- Three volumes were purged from each VMP prior to sampling using a 15 mL hand pump[2]. If the pump gauge held a vacuum, the VMP was presumed to be saturated with water and no sample was collected. VMP water saturation was compared against the groundwater measurements from the initial gauging event for confirmation.
- After purging was completed a Tedlar bag sample was collected using a peristaltic pump. A Dielectric Technologies MGD-2002 field analyzer was then used to detect possible helium readings within the Tedlar bag sample. This check verifies the vacuum check for the sample train and integrity of the sample port. If the helium reading was $\geq$10% concentration of the helium in the enclosure, the Tedlar bag sample was additionally analyzed using a Landtec landfill gas detector to obtain a direct methane reading. The presence of methane can cause a false positive helium reading on the MGD-2002 field analyzer.
- Once the initial helium leak check was completed, the stainless-steel canister valve was opened to collect a sample for approximately 30 minutes or until a vacuum gauge reading of 5 inches Hg was observed. After sample completion, the stainless-steel canister valve was closed (isolating it from the sample train) and soil vapor was bypassed to the second Tedlar bag sample.
- A second Tedlar bag was filled following the completion of the stainless-steel canister sampling. Soil vapor readings were taken from the Tedlar bag sample for total volatile organics with a Multi-RAE PID and a Thermo Scientific TVA 1000 Vapor Analyzer FID; for hydrogen sulfide (H_2S), carbon monoxide (CO), oxygen (O_2), and lower explosive limit (LEL) with a Multi-RAE gas meter; and for carbon dioxide (CO_2), methane (CH_4), lower explosive limit (LEL), and oxygen (O_2) with a Landtec GEM 2000 landfill gas meter. Readings were also obtained and recorded for helium with a MGD-2002 field analyzer. This check was used to verify the sample train integrity during and at the completion of sampling. If the helium readings were

[2] The purge volume was calculated using the following assumptions: vapor port tubing (1/8-in diameter): 2.41 ml/foot (single volume) and sample train assembly (1/4-in diameter): 9.65 mL/foot (single volume).

≥10% of the concentration of the helium in the enclosure, a third Tedlar bag sample was collected.

- At the completion of sampling, the stainless-steel canister and flow controller were removed and separated from the sample train a final vacuum reading was taken with a designated pressure gauge provided by the laboratory. The stainless-steel canisters were then kept in a safe location to minimize temperature change and protect from damage prior to shipping.
- At the completion of sampling, the VMP plug was reinstalled to maintain port integrity.
- Field data pertaining to canister ID, start and finish time, initial and final vacuum readings, purge volumes, and leak checks for each VMP was recorded electronically using a touchpad in a Soil Vapor Sampling – Canister Sampling Data database. Data from portable field analyzers, such as, a photoionization detector (PID), flame ionization detector (FID), multi-gas meter, landfill gas meter, and a helium gas detector were recorded electronically in the field by using a touchpad in a Soil Vapor Sampling – Tedlar Sampling Data database. Field data forms are included for the canister and bag sampling data in **Appendix A**. Field measurements from this event and previous events are presented on **Table A-1** in **Appendix A**.

- The following step was used to collect a duplicate sample.
  - Field duplicates were collected by including an additional T-connection in the sample train and attaching a second stainless-steel canister with a separate flow controller. Both the original and duplicate samples were started at the same time.

The field sampling forms for this event are provided in **Appendix A.**

Additional Notes on VMP Sampling

Saturated VMP Screens - The groundwater monitoring well gauging results indicated that many of the VMP screens were submerged beneath the water table during 1Q12. However, purging was attempted at each of the deep ports with a 15 mL hand pump to determine if the VMP screens were submerged.

- A total of eleven VMPs held a vacuum or produced water when purged with a 15 mL hand pump indicating the VMPs were submerged beneath the water table. VMPs that were submerged and could not be sampled are identified on **Figures 5**, **6**, **and 7**.

- After VMP-14-11.5 was sampled, the second Tedlar bag filled with water rather than vapors from the VMP.
- Analytical results indicated that VMP-10-30 did not hold vacuum when sampled. A second sampling attempt was made on February 23, 2012; however, the vacuum at this time indicated a submerged port screen and re-sampling was not attempted.

Health and Safety – VMP-16 was not sampled during 1Q12 because this VMP is within an area of restricted access located on WRR Main Property.

Port Modifications – Following 1Q12 sampling, modifications were made to the sample ports to accommodate sampling activities associated with the SVE System and quarterly monitoring. A hose barb was installed on each VMP and connected to a 4-way polycarbonate stopcock using silicone tubing. This arrangement will allow for more efficient collection of pressure data and vapor samples.

3.2 HEALTH & SAFETY, DECONTAMINATION, AND INVESTIGATION DERIVED WASTE

Health & Safety

The quarterly sampling activities were performed and governed by the *Route 111/Rand Avenue Vicinity Investigation Health and Safety Plan – Roxana, Illinois*), dated January 2011, as prepared by URS.

Prior to beginning site work and at the start of work each day, a daily safety meeting was held. The purpose of this meeting was to discuss the day's planned activities and to address any potential health and safety concerns. As a part of the daily safety meeting, activity hazard analyses (AHAs) were reviewed to address task specific safety concerns.

URS field personnel primarily wore U.S. Environmental Protection Agency (USEPA) modified Level D personal protective equipment (PPE), which included hard hat, steel-toed boots, safety glasses, etc. In addition, work within the WRR was performed wearing flame retardant clothing (FRCs) per WRR requirements (in areas where required).

A PID with a 10.6 electron volt (eV) probe, combustible gas indicator (CGI), UltraRAE with benzene specific measuring tubes, and individual Hydrogen Sulfide gas detectors (for locations inside WRR) were used during the field activities to monitor air quality. Field instruments were calibrated prior to use each day in accordance with the manufacturer's specifications.

Decontamination

Field personnel and equipment underwent decontamination procedures to ensure the health and safety of those present, to maintain sample integrity, and to minimize cross contamination. Non-disposable/reusable sampling equipment (e.g., compression fittings) was decontaminated prior to the collection of each analytical sample by spraying with Alconox or Liquinox and distilled water. For vapor sampling equipment, a 15 mL hand pump was attached to the sampling apparatus and air was pumped into the sampling apparatus to remove any internal dust particles or moisture. Personnel and small equipment decontamination was performed at the sample locations.

Investigation Derived Waste

Investigation derived waste (IDW) for this sample event included PPE and expendable materials (e.g., gloves and tubing), which has a low probability of impact, so the waste was collected in trash bags and disposed with municipal waste.

3.3 SAMPLE HANDLING AND LABORATORY TESTING

Sample Handling

Stainless-steel canisters were labeled with a sample ID, site name, sampler initials, sample date and time, the parameters that were to be analyzed, and pre- and post- vacuum readings. After collection, the samples were logged on a chain of custody (COC) form and packaged in a UN certified box to prevent damage during shipment. The samples were then delivered, under the proper COC documentation to the laboratory. Due to the potential flammable nature of the vapor in the stainless-steel canisters, specific soil vapor samples were shipped as hazardous materials according to applicable International Civil Aviation Organization (ICAO) regulations.

Laboratory Testing

Air Toxics, Ltd of Folsom, California conducted the laboratory testing and the following test methods were utilized during this scope of work:

- VOCs via Modified USEPA TO-15 (including butane and isopentane) for soil vapor, and
- Natural gases (defined for purposes of this report as oxygen, nitrogen, carbon monoxide, methane, carbon dioxide, ethane, and ethene) via Modified ASTM D-1946 + Helium for soil vapor.

URS worked with the laboratory to attain reporting limits for compounds that have screening criteria so that, to the extent possible, they were less than the screening criteria. URS requested

that Air Toxics report results between the method detection limit (MDL) and reporting limit (RL). Although results reported in this range are "J"-flagged as estimated, these data may be beneficial in cases where analytes would otherwise be reported as non-detect at RLs above screening levels. The laboratory provided URS with a list of their "base" RL capability for target analytes. Sample RLs are a product of base RL, pressurization dilution factor, and analytical dilution factor. Thus the sample RL will increase with increases in dilution factor. Results that fell below the RLs but above the MDL were "J"-flagged as estimated concentrations by the laboratory.

3.4 DATA QUALITY REVIEW AND DATA MANAGEMENT

Laboratory data were provided in electronic form, and analytical data were independently reviewed and qualified by URS. One hundred percent of the data were subjected to a data quality review (Level III review). Evaluation of the data followed procedures outlined in the USEPA National Functional Guidelines for Superfund Organic Methods Data Review (USEPA, 2008). Specific criteria reviewed included sample receipt condition and holding times, method blanks, surrogate spike recoveries, laboratory control samples, results reported from dilutions, and field duplicate results. The laboratory assigned data qualifiers on the basis of their quality control or to indicate sample analysis information (e.g., dilutions). Data qualifiers were also added by URS, as appropriate, and are included on the data tables and laboratory result pages. Laboratory data reports along with data reviews are included in **Appendix B**.

The screening values used were presented in IEPA's proposed amendments to Tiered Approach to Corrective Action Objectives (TACO) Title 35 – Part 742; Appendix B, Table H: Tier 1 Soil Gas and Groundwater Remediation Objectives for the Indoor Inhalation Exposure Route – Diffusion and Advection for soil vapor dated November 9, 2010 and are shown on **Table 2**. Not all TO-15 Method constituents have TACO screening criteria.

Field data and documentation collected as part of this scope of work became part of the project file. URS maintains the files for the site, and the database management system.

The following documentation was completed and supplements the COC records:

- Field logbooks;
- Field sample collection forms; and
- Safety Documentation.

4.1 DATA QUALITY REVIEW RESULTS

For vapor sampling, a total of 75 investigative and 8 field duplicate samples were collected for analysis of VOCs (TO-15 analytes) and natural gases. Compounds qualified by URS due to method blank contamination, field duplicate results, and quality control sample recoveries are specified in the data reviews (**Appendix B**).

Laboratory method blanks were analyzed to evaluate for the existence and magnitude of any contamination resulting from laboratory activities. Due to blank contamination, certain TO-15 VOCs were qualified non-detect (**U**) in 18 samples. Analytes qualified non-detect (**U**) due to method blank contamination were those previously qualified as estimated detect (**J**) by the laboratory since the detections were below the reporting limits but above the method detection limits (J-flags).

Based on method blanks, surrogate spike recoveries, laboratory control sample recoveries, results reported from dilutions, and field duplicate results, soil vapor results reported for the analyses performed were accepted for their intended use with one exception. Results for sample VMP-10-30-012512 was not usable due to helium results in the sample (52%) greater than 10% of the helium in the shroud. A second sampling attempt was made on February 23, 2012; however, a valid sample could not be taken because the port was under water.

4.2 SOIL VAPOR ANALYTICAL RESULTS

The following TO-15 analytes were detected at concentrations above the reporting limit in soil vapor during 1Q12 sampling event:

TO-15 Detections	
Acetone	Isopentane
Benzene	Isopropylbenzene (Cumene)
Butane	4-Methyl-2-pentanone
2-Butanone	Methyl tert Butyl Ether (MTBE)
Carbon disulfide	2-Propanol
Chloroform	n-Propylbenzne
Cyclohexane	*Tetrachloroethene*
cis-1,2-Dichloroethene	Tetrahydrofuran
Dichlorodifluoromethane	Toluene
Dichloromethane (Methylene chloride)	*1,1,1-Trichloroethane (Methyl chloroform)*
Ethanol	*Trichloroethene*
Ethylbenzene	Trichlofluoromethane
Heptane	2,2,4-Trimethylpentane
Hexane	m,p-Xylene

Italicized analytes were not detected above the reporting limit during the previous quarter. Additionally, several compounds were detected at concentrations estimated below the reporting limit.

Cumulative tabular summaries of the analytical results for the Village and the Roxana Public Works Yard and WRR are presented in **Tables 3** and **4**, respectively**.** Analytical results were compared to the previously mentioned screening values. Sample results from VMP-1 through VMP-9, and VMP-18 through VMP-24 (located near residences in the Village) were compared against the proposed residential screening criteria. Samples from VMP-10 through VMP-17, and VMP-25 (located at the Public Works Yard or WRR) were compared against the proposed industrial/commercial screening criteria. A cumulative tabular summary of the results for natural gases are presented in **Table 5.** The analytical results for the soil vapor samples collected during 1Q12 sampling event can be viewed in **Appendix B.** Benzene was selected as the key analyte to characterize soil vapor, in the paragraphs below.

Village

Benzene concentrations from locations within the Village ranged from an estimated 0.00051 mg/m^3 (VMP-24-34) to 570 mg/m^3 (VMP-4-23.5). The results of screening for samples collected in the Village against proposed residential screening criterion indicate that seven of the sample locations had at least one port with a benzene concentration above the proposed residential screening criterion (0.37 mg/m^3) during this sampling event. The cumulative results for benzene in soil vapor for samples collected in the Village are depicted on **Figure 5**.

Analytical results indicated an elevated concentration of m,p-xylene that exceeded proposed residential screening criterion at VMP-4-23.5. Dichloromethane exceeded the screening criterion at VMP-3-31.5 and VMP-5-40 as estimated values, which are results between the MDL and RL. Results from the other ports at VMP-3 and VMP-5 did not exhibit similar levels of dichloromethane.

Public Works Yard

Benzene concentrations from locations within the Public Works Yard ranged from an estimated 0.0012 mg/m^3 (VMP-17-5) to 26,000 mg/m^3 (VMP-14-29). Samples from at least one port at three of the locations exceeded the proposed commercial/industrial screening criterion (2.8 mg/m^3) for benzene during this sampling event. The cumulative results for benzene in soil vapor for samples collected in the Public Works Yard are depicted on **Figure 6**.

WRR

Benzene concentrations from the only locations sampled within the WRR were 4.1 mg/m^3 (VMP-12-11.5) and 5,400 mg/m^3 (VMP-12-25 and VMP-12-39). The results of screening for samples collected in the WRR exceeded the proposed commercial/industrial screening criterion (2.8 mg/m^3) for benzene in the four ports sampled. The cumulative results for benzene in soil vapor for samples collected in the WRR are depicted on **Figure 7**.

Natural Gas Data

A summary of the natural gas results is presented in **Table 5.** Natural gas data indicate that the concentration of methane increases from shallow to deep sample depths, but oxygen concentrations decrease from shallow to deep sample depths (methane and oxygen are generally inversely correlated in soil vapor). Higher oxygen levels (>5%) with negligible methane levels indicate an environment capable of supporting aerobic biodegradation.

4.3 CONCEPTUAL SITE MODEL

Vapor Intrusion

The primary concern for shallow soil gas is the potential intrusion through basement and/or building slabs. In May 2011, SOPUS installed and began operating an interim Soil Vapor Extraction (SVE) system, using Internal Combustion Engines (ICE) near 4th and Chaffer Streets. Lower concentrations observed in VMP-3 and VMP-4 during the 3Q11 and 4Q11 sampling events are directly related to the effectiveness of this system. In September 2011, SOPUS began installation of a full scale SVE system to address the source of these vapors. The system became operational on January 31, 2012 following the completion of the 1Q12 sampling effort. **Figure 8**

presents a cross-section along Chaffer Street with a vertical distribution of the benzene concentrations superimposed.

At most locations, oxygen is present in the shallow depths and little or no aromatic hydrocarbons (e.g., BTEX) are present. Carbon dioxide (i.e., biogas) levels are relatively high throughout the soil column at many locations, which supports that degradation of petroleum hydrocarbons is occurring via aerobic biodegradation. While groundwater elevations have risen since 2009, there is up to 30 feet of open vadose zone which allows for biological degradation of constituents in soil vapor as they slowly diffuse upwards.

C Tech Development Corporation's Environmental Visualization System PRO, Version 9.52 (EVS-PRO) was used to model the estimated distribution of benzene in the soil vapor. **Figures 9** through **11** present a horizontal distribution of benzene at 5, 10, and 25 feet bgs, respectively.

Groundwater Monitoring Well Gauging and Sampling

The results presented in the *Interim Groundwater Monitoring Program – 1st Quarter 2012* report (April 2012) depict two distinct but commingled groundwater plumes. A dissolved phase benzene plume is located primarily beneath the Roxana Public Works Yard and a dissolved phase hydrocarbon plume located further north beneath the WRR and extending a short distance west beneath the Village. **Figure 12** presents the estimated distribution of dissolved phase benzene in the groundwater. This groundwater information was reviewed to assess the potential correlation between groundwater and soil vapor by comparing **Figures 11** and **12**. The locations of higher soil vapor concentrations generally coincide with areas of higher groundwater impact. LNAPL thicknesses observed during the 1Q12 comprehensive monitoring well gauging is presented in **Figure 13**.

URS conducted the 1Q12 soil vapor sampling effort on behalf of SOPUS in the Village, Roxana Public Works Yard, and adjoining portions of the WRR. The following conclusions are based on the data collected during 1Q12:

- Soil vapor samples were collected from 24 locations and 75 ports during the 1Q12 soil vapor sampling. The locations of higher soil vapor concentrations generally coincide with areas of the higher observed groundwater impact.
- Benzene concentrations within the Village range from parts per billion (ppb) in the shallow samples to hundreds of parts per million (ppm) in deeper samples. The proposed residential screening criterion was exceeded at VMP-2, VMP-3, VMP-4, VMP-5, VMP-6, VMP-7, and VMP-9.
- Benzene concentrations within Roxana Public Works Yard and WRR range from ppb in the shallow samples to thousands of ppm in deeper samples. The proposed commercial/industrial screening criterion was exceeded at VMP-12 (WRR), VMP-13, VMP-14, and VMP-25.
- Installation of the full-scale SVE system began in September 2011. The primary objective of this system is to mitigate vapors along the West Fenceline of the WRR and in the vicinity of the Roxana Public Works Yard. The system became operational January 31, 2012. However, the Roxana Public Works Yard portion of the SVE system will be completed once access has been negotiated with the Village.

Illinois Environmental Protection Agency (IEPA), 2009; (IEPA 2009); *Letter providing approval with comments and modifications of the SOPUS*, 2009B work plan. Issued to Shell Oil Products US (SOPUS), dated May 12, 2009.

Illinois Environmental Protection Agency (IEPA), 2010; (IEPA 2010); *Letter providing approval with comments the SOPUS 2010 Delineation Report*. Issued to Shell Oil Products US (SOPUS), dated August 5, 2010.

Illinois Environmental Protection Agency (IEPA), 2011; (IEPA, 2011); *Response to December 31, 2010 submittal*. Issued to Shell Oil Products US (SOPUS), dated March 16, 2011.

URS Corporation (URS), 2010; (URS, 2010a); *Dissolved Phase Groundwater Investigation and P-60 Free Phase Product Delineation Report - Roxana, Illinois*; Prepared for Shell Oil Products US (SOPUS); dated February 2010.

URS Corporation (URS), 2010; (URS, 2010b); *Addendum to February 2010 Report - Supplemental Investigation Activities - Roxana, Illinois*; Prepared for Shell Oil Products US (SOPUS); dated September 20, 2010.

URS Corporation (URS), 2011; (URS, 2011a); *Soil Vapor Sampling – 1st Quarter 2011 - Roxana, Illinois*; Prepared for Shell Oil Products US (SOPUS); dated June 2011.

URS Corporation (URS), 2011 (URS, 2011b); *Route 111/Rand Avenue Vicinity Investigation Health and Safety Plan – Roxana, Illinois*; Prepared for Shell Oil Products US (SOPUS); dated January 2011

URS Corporation (URS), 2011 (URS, 2011c); *ConocoPhillips Environmental and Geotechnical Work 2010 Health and Safety Plan – WRB Refining LLC Wood River Refinery*; Prepared for Shell Oil Products US (SOPUS); dated May 2011.

URS Corporation (URS), 2012; (URS, 2012d); *Interim Groundwater Monitoring Program – 1st Quarter 2012 - Roxana, Illinois*; Prepared for Shell Oil Products US (SOPUS); dated April 2012.

US Environmental Protection Agency (USEPA), 2008; (USEPA, 2008); *Contract Laboratory Program National Functional Guidelines for Organic Methods Data Review.*

SEE LAST PAGE OF TABLE FOR NOTES

TABLE 1
CUMULATIVE GROUNDWATER GAUGING RESULTS

Well ID/ Quarter	Top of Casing (ft MSL)	Date Gauged	Depth to Product (ft)	Depth to Water (Static)	Water-Product Interface (ft MSL)	Product Elev. (ft MSL)	Product Thickness (ft)	Corrected W.L. Elevation (ft MSL)	Comments
MW-01						Screened Interval Elevation: 399.45 - 384.45 / 392.67 - 382.67 (1Q12 -)			
4Q10	442.86	11/12/2010	NE	36.91	NA	NA	NA	405.95	*
1Q11	442.86	1/13/2011	NE	37.58	NA	NA	NA	405.28	*
2Q11	442.86	4/25/2011	NE	38.38	NA	NA	NA	404.48	*
3Q11	442.86	7/5/2011	NE	35.77	NA	NA	NA	407.09	*
	442.86	9/19/2011	NE	35.15	NA	NA	NA	407.71	*
4Q11	442.86	10/5/2011	NE	35.48	NA	NA	NA	407.38	*
1Q12	442.65	1/3/2012	NE	37.65	NA	NA	NA	405.00	*
MW-02						Screened Interval Elevation: 396.74 - 381.74 / 392.45 - 382.45 (1Q12 -)			
4Q10	443.93	11/12/2010	NE	38.12	NA	NA	NA	405.81	*
1Q11	443.93	1/13/2011	NE	38.67	NA	NA	NA	405.26	*
2Q11	443.93	4/25/2011	NE	39.61	NA	NA	NA	404.32	*
3Q11	443.93	7/5/2011	NE	37.04	NA	NA	NA	406.89	*
	443.93	9/19/2011	NE	36.36	NA	NA	NA	407.57	*
4Q11	443.93	10/5/2011	NE	36.65	NA	NA	NA	407.28	*
1Q12	443.77	1/3/2012	NE	38.88	NA	NA	NA	404.89	*
MW-03						Screened Interval Elevation: 399.38 - 384.38 / 395.41 - 385.41 (1Q12 -)			
4Q10	430.36	11/12/2010	NE	24.05	NA	NA	NA	406.31	*
1Q11	430.36	1/13/2011	NE	24.92	NA	NA	NA	405.44	*
2Q11	430.36	4/25/2011	NE	25.42	NA	NA	NA	404.94	*
3Q11	430.36	7/5/2011	NE	22.72	NA	NA	NA	407.64	*
	430.36	9/19/2011	NE	22.40	NA	NA	NA	407.96	*
4Q11	430.36	10/5/2011	NE	22.76	NA	NA	NA	407.60	*
1Q12	430.08	1/3/2012	NE	24.84	NA	NA	NA	405.24	*
MW-04						Screened Interval Elevation: 398.95 - 383.95 / 395.08 - 385.08 (1Q12 -)			
4Q10	441.58	11/12/2010	NE	35.38	NA	NA	NA	406.20	*
1Q11	441.58	1/13/2011	NE	36.04	NA	NA	NA	405.54	*
2Q11	441.58	4/25/2011	NE	36.74	NA	NA	NA	404.84	*
3Q11	441.58	7/5/2011	NE	34.15	NA	NA	NA	407.43	*
	441.58	9/19/2011	NE	33.65	NA	NA	NA	407.93	*
4Q11	441.58	10/5/2011	NE	33.99	NA	NA	NA	407.59	*
1Q12	441.14	1/3/2012	NE	35.97	NA	NA	NA	405.17	*
MW-05						Screened Interval Elevation: 398.60 - 383.60 / 395.83 - 385.83 (1Q12 -)			
4Q10	429.73	11/12/2010	NE	23.32	NA	NA	NA	406.41	*
1Q11	429.73	1/13/2011	NE	24.15	NA	NA	NA	405.58	*
2Q11	429.73	4/25/2011	NE	24.65	NA	NA	NA	405.08	*
3Q11	429.73	7/5/2011	NE	22.00	NA	NA	NA	407.73	*
	429.73	9/19/2011	NE	21.72	NA	NA	NA	408.01	*
4Q11	429.73	10/5/2011	NE	22.06	NA	NA	NA	407.67	*
1Q12	429.80	1/3/2012	NE	24.45	NA	NA	NA	405.35	*
MW-06A						Screened Interval Elevation: 400.44 - 385.44 / 397.31 - 387.31 (1Q12 -)			
4Q10	432.42	11/12/2010	NE	25.62	NA	NA	NA	406.80	*
1Q11	432.42	1/13/2011	NE	26.36	NA	NA	NA	406.06	*
2Q11	432.42	4/25/2011	NE	26.78	NA	NA	NA	405.64	*
3Q11	432.42	7/5/2011	NE	24.21	NA	NA	NA	408.21	*
	432.42	9/19/2011	NE	24.07	NA	NA	NA	408.35	*
4Q11	432.42	10/5/2011	NE	24.44	NA	NA	NA	407.98	*
1Q12	432.14	1/3/2012	NE	26.34	NA	NA	NA	405.80	*
MW-06B						Screened Interval Elevation: 368.24 - 363.24			
4Q10	432.29	11/12/2010	NE	25.47	NA	NA	NA	406.82	*
1Q11	432.29	1/13/2011	NE	26.21	NA	NA	NA	406.08	*
2Q11	432.29	4/25/2011	NE	26.65	NA	NA	NA	405.64	*
3Q11	432.29	7/5/2011	NE	24.08	NA	NA	NA	408.21	*
4Q11	432.29	10/5/2011	NE	24.28	NA	NA	NA	408.01	*
1Q12	432.29	1/3/2012	NE	26.40	NA	NA	NA	405.89	*
MW-06C						Screened Interval Elevation: 347.16 - 342.16			
4Q10	432.11	11/12/2010	NE	25.25	NA	NA	NA	406.86	*
1Q11	432.11	1/13/2011	NE	25.97	NA	NA	NA	406.14	*
2Q11	432.11	4/25/2011	NE	26.73	NA	NA	NA	405.38	*
3Q11	432.11	7/5/2011	NE	23.80	NA	NA	NA	408.31	*
4Q11	432.11	10/5/2011	NE	24.03	NA	NA	NA	408.08	*
1Q12	432.11	1/3/2012	NE	26.17	NA	NA	NA	405.94	*

SEE LAST PAGE OF TABLE FOR NOTES

TABLE 1
CUMULATIVE GROUNDWATER GAUGING RESULTS

Well ID/ Quarter	Top of Casing (ft MSL)	Date Gauged	Depth to Product (ft)	Depth to Water (Static)	Water-Product Interface (ft MSL)	Product Elev. (ft MSL)	Product Thickness (ft)	Corrected W.L. Elevation (ft MSL)	Comments
MW-06D							Screened Interval Elevation: 327.27 - 322.27		
4Q10	431.99	11/12/2010	NE	25.13	NA	NA	NA	406.86	*
1Q11	431.99	1/13/2011	NE	25.87	NA	NA	NA	406.12	*
2Q11	431.99	4/25/2011	NE	26.30	NA	NA	NA	405.69	*
3Q11	431.99	7/5/2011	NE	23.67	NA	NA	NA	408.32	*
4Q11	431.99	10/5/2011	NE	23.95	NA	NA	NA	408.04	*
1Q12	431.99	1/3/2012	NE	26.05	NA	NA	NA	405.94	*
MW-07							Screened Interval Elevation: 400.18 - 390.18		
4Q10	443.10	11/12/2010	NE	36.93	NA	NA	NA	406.17	*
1Q11	443.10	1/13/2011	NE	37.52	NA	NA	NA	405.58	*
2Q11	443.10	4/25/2011	NE	38.18	NA	NA	NA	404.92	*
3Q11	443.10	7/5/2011	NE	35.65	NA	NA	NA	407.45	*
	443.10	9/19/2011	NE	35.22	NA	NA	NA	407.88	*
4Q11	443.10	10/5/2011	NE	25.52	NA	NA	NA	417.58	*Gauging Result is Suspect
1Q12	443.10	1/3/2012	NE	37.79	NA	NA	NA	405.31	*
MW-08							Screened Interval Elevation: 400.51 - 390.51		
4Q10	434.11	11/12/2010	NE	27.84	NA	NA	NA	406.27	*
1Q11	434.11	1/13/2011	NE	28.59	NA	NA	NA	405.52	*
2Q11	434.11	4/25/2011	NE	29.15	NA	NA	NA	404.96	*
3Q11	434.11	7/5/2011	NE	26.55	NA	NA	NA	407.56	*
4Q11	434.11	10/5/2011	NE	26.57	NA	NA	NA	407.54	*
1Q12	434.11	1/3/2012	NE	28.84	NA	NA	NA	405.27	*
MW-09							Screened Interval Elevation: 398.75 - 388.75		
4Q10	445.20	11/12/2010	NE	39.00	NA	NA	NA	406.20	*
1Q11	445.20	1/13/2011	NE	39.62	NA	NA	NA	405.58	*
2Q11	445.20	4/25/2011	NE	NE	NA	NA	NA	NA	Area flooded; unable to access to well
3Q11	445.20	7/5/2011	NE	38.06	NA	NA	NA	407.14	*
	445.20	9/19/2011	NE	37.27	NA	NA	NA	407.93	*
4Q11	445.20	10/5/2011	NE	37.56	NA	NA	NA	407.64	*
1Q12	445.20	1/3/2012	NE	39.50	NA	NA	NA	405.70	*
MW-10							Screened Interval Elevation: 400.6 - 390.6		
4Q10	445.03	11/12/2010	NE	38.97	NA	NA	NA	406.06	*
1Q11	445.03	1/13/2011	NE	39.40	NA	NA	NA	405.63	*
2Q11	445.03	4/25/2011	NE	40.26	NA	NA	NA	404.77	*
3Q11	445.03	7/5/2011	NE	38.01	NA	NA	NA	407.02	*
	445.03	9/19/2011	NE	37.24	NA	NA	NA	407.79	*
4Q11	445.03	10/5/2011	NE	37.47	NA	NA	NA	407.56	*
1Q12	445.03	1/3/2012	NE	39.39	NA	NA	NA	405.64	*
MW-11							Screened Interval Elevation: 400.67 - 390.67		
4Q10	442.33	11/12/2010	NE	36.39	NA	NA	NA	405.94	*
1Q11	442.33	1/13/2011	NE	37.15	NA	NA	NA	405.18	*
2Q11	442.33	4/25/2011	NE	38.00	NA	NA	NA	404.33	*
3Q11	442.33	7/5/2011	NE	35.46	NA	NA	NA	406.87	*
	442.33	9/19/2011	NE	34.68	NA	NA	NA	407.65	*
4Q11	442.33	10/5/2011	NE	34.07	NA	NA	NA	408.26	*
1Q12	442.33	1/3/2012	NE	37.21	NA	NA	NA	405.12	*
MW-12							Screened Interval Elevation: 400.68 - 390.68		
4Q10	442.60	11/12/2010	NE	36.63	NA	NA	NA	405.97	*
1Q11	442.60	1/13/2011	NE	37.42	NA	NA	NA	405.18	*
2Q11	442.60	4/25/2011	NE	38.20	NA	NA	NA	404.40	*
3Q11	442.60	7/5/2011	NE	35.55	NA	NA	NA	407.05	*
	442.60	9/19/2011	NE	34.88	NA	NA	NA	407.72	*
4Q11	442.60	10/5/2011	NE	35.20	NA	NA	NA	407.40	*
1Q12	442.60	1/3/2012	NE	37.57	NA	NA	NA	405.03	*
MW-13							Screened Interval Elevation: 404.7 - 394.7		
1Q11	430.27	1/13/2011	NE	24.28	NA	NA	NA	405.99	*
2Q11	430.27	4/25/2011	NE	24.47	NA	NA	NA	405.80	*
3Q11	430.27	7/5/2011	NE	21.67	NA	NA	NA	408.60	*
	430.27	9/19/2011	NE	21.88	NA	NA	NA	408.39	*
4Q11	430.27	10/6/2011	NE	21.20	NA	NA	NA	409.07	*
1Q12	430.27	1/3/2012	NE	24.35	NA	NA	NA	405.92	*
MW-14							Screened Interval Elevation: 400.77 - 390.77		
1Q12	434.44	1/3/2012	NS	NS	NS	NS	NS	NS	

SEE LAST PAGE OF TABLE FOR NOTES

TABLE 1
CUMULATIVE GROUNDWATER GAUGING RESULTS

Well ID/ Quarter	Top of Casing (ft MSL)	Date Gauged	Depth to Product (ft)	Depth to Water (Static)	Water-Product Interface (ft MSL)	Product Elev. (ft MSL)	Product Thickness (ft)	Corrected W.L. Elevation (ft MSL)	Comments
P-01							Screened Interval Elevation: 380.61 - 375.61		
2Q09	442.56	4/1/2009	NE	38.89	NA	NA	NA	403.67	*
3Q09	442.56	7/1/2009	NE	35.98	NA	NA	NA	406.58	*
4Q09	442.56	10/1/2009	NE	35.56	NA	NA	NA	407.00	*
1Q10	442.56	1/1/2010	NE	31.87	NA	NA	NA	410.69	*
2Q10	442.56	4/1/2010	NE	30.11	NA	NA	NA	412.45	*
3Q10	442.56	7/1/2010	NE	29.49	NA	NA	NA	413.07	*
4Q10	442.56	10/1/2010	NE	27.86	NA	NA	NA	414.70	*
1Q11	442.56	1/1/2011	NE	28.52	NA	NA	NA	414.04	*
2Q11	442.56	4/1/2011	NE	27.30	NA	NA	NA	415.26	*
3Q11	442.56	9/19/2011	NE	27.75	NA	NA	NA	414.81	*
4Q11	442.56	10/6/2011	NE	28.15	NA	NA	NA	414.41	*
1Q12	442.56	1/3/2012	NE	28.93	NA	NA	NA	413.63	*
P-4U							Screened Interval Elevation: 361.35 - 359.35		
2Q09	442.50	4/1/2009	NE	40.39	NA	NA	NA	402.11	*
3Q09	442.50	7/1/2009	NE	37.71	NA	NA	NA	404.79	*
4Q09	442.50	10/1/2009	NE	37.38	NA	NA	NA	405.12	*
1Q10	442.50	1/1/2010	NE	33.47	NA	NA	NA	409.03	*
2Q10	442.50	4/1/2010	NE	32.06	NA	NA	NA	410.44	*
3Q10	442.50	7/1/2010	NE	31.00	NA	NA	NA	411.50	*
4Q10	442.50	10/1/2010	NE	29.68	NA	NA	NA	412.82	*
1Q11	442.50	1/1/2011	NE	29.81	NA	NA	NA	412.69	*
2Q11	442.50	4/1/2011	NE	29.10	NA	NA	NA	413.40	*
3Q11	442.50	9/19/2011	NE	28.71	NA	NA	NA	413.79	*
4Q11	442.50	10/6/2011	NE	29.17	NA	NA	NA	413.33	*
1Q12	442.50	1/3/2012	NE	40.32	NA	NA	NA	402.18	*
P-5U							Screened Interval Elevation: 313.52 - 311.52		
2Q09	444.15	4/1/2009	NE	NE	NA	NA	NA	NA	
3Q09	444.15	7/1/2009	NE	NE	NA	NA	NA	NA	
4Q09	444.15	10/1/2009	NE	38.44	NA	NA	NA	405.71	*
1Q10	444.15	1/1/2010	NE	34.48	NA	NA	NA	409.67	*
2Q10	444.15	4/1/2010	NE	30.97	NA	NA	NA	413.18	*
3Q10	444.15	7/1/2010	NE	31.95	NA	NA	NA	412.20	*
4Q10	444.15	10/1/2010	NE	30.82	NA	NA	NA	413.33	*
1Q11	444.15	1/1/2011	NE	30.96	NA	NA	NA	413.19	*
2Q11	444.15	4/1/2011	NE	29.91	NA	NA	NA	414.24	*
3Q11	444.15	9/19/2011	NE	29.84	NA	NA	NA	414.31	*
4Q11	444.15	10/6/2011	NE	30.41	NA	NA	NA	413.74	*
1Q12	444.15	1/3/2012	NE	30.42	NA	NA	NA	413.73	*
P-6U							Screened Interval Elevation: 362.85 - 360.85		
2Q09	443.35	4/1/2009	NE	41.14	NA	NA	NA	402.21	*
3Q09	443.35	7/1/2009	NE	38.27	NA	NA	NA	405.08	*
4Q09	443.35	10/1/2009	NE	38.03	NA	NA	NA	405.32	*
1Q10	443.35	1/1/2010	NE	33.94	NA	NA	NA	409.41	*
2Q10	443.35	4/1/2010	NE	32.49	NA	NA	NA	410.86	*
3Q10	443.35	7/1/2010	NE	31.43	NA	NA	NA	411.92	*
4Q10	443.35	10/1/2010	NE	30.33	NA	NA	NA	413.02	*
1Q11	443.35	1/1/2011	NE	30.53	NA	NA	NA	412.82	*
2Q11	443.35	4/1/2011	NE	29.57	NA	NA	NA	413.78	*
3Q11	443.35	9/19/2011	NE	29.26	NA	NA	NA	414.09	*
4Q11	443.35	10/6/2011	NE	29.78	NA	NA	NA	413.57	*
1Q12	443.35	1/3/2012	NE	30.97	NA	NA	NA	412.38	*
P-7U							Screened Interval Elevation: 382.72 - 380.72		
2Q09	443.80	4/1/2009	NE	41.33	NA	NA	NA	402.47	*
3Q09	443.80	7/1/2009	NE	38.29	NA	NA	NA	405.51	*
4Q09	443.80	10/1/2009	NE	38.26	NA	NA	NA	405.54	*
1Q10	443.80	1/1/2010	NE	34.95	NA	NA	NA	408.85	*
2Q10	443.80	4/1/2010	NE	32.49	NA	NA	NA	411.31	*
3Q10	443.80	7/1/2010	NE	31.63	NA	NA	NA	412.17	*
4Q10	443.80	10/1/2010	NE	30.65	NA	NA	NA	413.15	*
1Q11	443.80	1/1/2011	NE	30.70	NA	NA	NA	413.10	*
2Q11	443.80	4/1/2011	NE	29.66	NA	NA	NA	414.14	*
3Q11	443.80	9/19/2011	NE	29.51	NA	NA	NA	414.29	*
4Q11	443.80	10/6/2011	NE	30.02	NA	NA	NA	413.78	*
1Q12	443.80	1/3/2012	NE	31.23	NA	NA	NA	412.57	*

TABLE 1
CUMULATIVE GROUNDWATER GAUGING RESULTS

Well ID/ Quarter	Top of Casing (ft MSL)	Date Gauged	Depth to Product (ft)	Depth to Water (Static)	Water-Product Interface (ft MSL)	Product Elev. (ft MSL)	Product Thickness (ft)	Corrected W.L. Elevation (ft MSL)	Comments
P-8U							Screened Interval Elevation: 381.77 - 379.77		
2Q09	441.87	4/1/2009	NE	43.35	NA	NA	NA	398.52	*
3Q09	441.87	7/1/2009	NE	41.09	NA	NA	NA	400.78	*
4Q09	441.87	10/1/2009	NE	40.56	NA	NA	NA	401.31	*
1Q10	441.87	1/1/2010	NE	NE	NA	NA	NA	NA	
2Q10	441.87	4/1/2010	NE	33.69	NA	NA	NA	408.18	*
3Q10	441.87	7/1/2010	NE	32.28	NA	NA	NA	409.59	*
4Q10	441.87	10/1/2010	NE	31.14	NA	NA	NA	410.73	*
1Q11	443.70	1/1/2011	NE	30.79	NA	NA	NA	411.08	*
2Q11	443.70	4/1/2011	NE	30.50	NA	NA	NA	411.37	*
3Q11	441.87	9/19/2011	NE	29.46	NA	NA	NA	412.41	*
4Q11	441.87	10/6/2011	NE	29.86	NA	NA	NA	412.01	*
1Q12	441.87	1/3/2012	NE	30.99	NA	NA	NA	410.88	*
P-9U							Screened Interval Elevation: 344.32 - 342.32		
2Q09	444.91	4/1/2009	NE	NE	NA	NA	NA	NA	
3Q09	444.91	7/1/2009	NE	NE	NA	NA	NA	NA	
4Q09	444.91	10/1/2009	NE	43.97	NA	NA	NA	400.94	*
1Q10	444.91	1/1/2010	NE	41.13	NA	NA	NA	403.78	*
2Q10	444.91	4/1/2010	NE	39.62	NA	NA	NA	405.29	*
3Q10	444.91	7/1/2010	NE	38.85	NA	NA	NA	406.06	*
4Q10	444.91	10/1/2010	NE	38.71	NA	NA	NA	406.20	*
1Q11	444.91	1/13/2011	NE	36.87	NA	NA	NA	408.04	*
2Q11	444.91	4/1/2011	NE	35.71	NA	NA	NA	409.20	*
3Q11	444.91	9/19/2011	NE	34.52	NA	NA	NA	410.39	*
4Q11	444.91	10/6/2011	NE	34.56	NA	NA	NA	410.35	*
1Q12	444.91	1/3/2012	NE	34.52	NA	NA	NA	410.39	*
P-11U							Screened Interval Elevation: 343.17 - 341.17		
2Q09	443.09	4/1/2009	NE	NE	NA	NA	NA	NA	
3Q09	443.09	7/1/2009	NE	NE	NA	NA	NA	NA	
4Q09	443.09	10/1/2009	NE	40.05	NA	NA	NA	403.04	*
1Q10	443.09	1/1/2010	NE	36.62	NA	NA	NA	406.47	*
2Q10	443.09	4/1/2010	NE	35.20	NA	NA	NA	407.89	*
3Q10	443.09	7/1/2010	NE	33.83	NA	NA	NA	409.26	*
4Q10	443.09	10/1/2010	NE	32.45	NA	NA	NA	410.64	*
1Q11	443.09	1/1/2011	NE	32.21	NA	NA	NA	410.88	*
2Q11	443.09	4/1/2011	NE	31.92	NA	NA	NA	411.17	*
3Q11	443.09	9/19/2011	NE	31.03	NA	NA	NA	412.06	*
4Q11	443.09	10/6/2011	NE	31.12	NA	NA	NA	411.97	*
1Q12	443.09	1/3/2012	NE	32.35	NA	NA	NA	410.74	*
P-14							Screened Interval Elevation: 395.32 - 385.32		
2Q09	442.65	4/1/2009	NE	39.06	NA	NA	NA	403.59	*
3Q09	442.65	7/1/2009	NE	36.13	NA	NA	NA	406.52	*
4Q09	442.65	10/1/2009	NE	35.73	NA	NA	NA	406.92	*
1Q10	442.65	1/1/2010	NE	31.95	NA	NA	NA	410.70	*
2Q10	442.65	4/1/2010	NE	30.20	NA	NA	NA	412.45	*
3Q10	442.65	7/1/2010	NE	29.56	NA	NA	NA	413.09	*
4Q10	442.65	10/1/2010	NE	27.94	NA	NA	NA	414.71	*
1Q11	442.65	1/1/2011	NE	28.57	NA	NA	NA	414.08	*
2Q11	442.65	4/1/2011	NE	27.38	NA	NA	NA	415.27	*
3Q11	442.65	9/19/2011	NE	27.77	NA	NA	NA	414.88	*
4Q11	442.65	10/6/2011	NE	28.20	NA	NA	NA	414.45	*
1Q12	442.65	1/3/2012	NE	28.98	NA	NA	NA	413.67	*
P-15							Screened Interval Elevation: 397.9 - 387.9		
2Q09	443.35	4/1/2009	NE	41.14	NA	NA	NA	402.21	*
3Q09	443.35	7/1/2009	NE	38.46	NA	NA	NA	404.89	*
4Q09	443.35	10/1/2009	NE	38.16	NA	NA	NA	405.19	*
1Q10	443.35	1/1/2010	NE	34.15	NA	NA	NA	409.20	*
2Q10	443.35	4/1/2010	NE	32.80	NA	NA	NA	410.55	*
3Q10	443.35	7/1/2010	NE	31.68	NA	NA	NA	411.67	*
4Q10	443.35	10/1/2010	NE	30.43	NA	NA	NA	412.92	*
1Q11	443.35	1/1/2011	NE	30.55	NA	NA	NA	412.80	*
2Q11	443.35	4/1/2011	NE	29.80	NA	NA	NA	413.55	*
3Q11	443.35	9/19/2011	NE	29.45	NA	NA	NA	413.90	*
4Q11	443.35	10/6/2011	NE	29.93	NA	NA	NA	413.42	*
1Q12	443.35	1/3/2012	31.05	31.06	412.29	412.30	0.01	412.30	*

SEE LAST PAGE OF TABLE FOR NOTES

TABLE 1
CUMULATIVE GROUNDWATER GAUGING RESULTS

Well ID/ Quarter	Top of Casing (ft MSL)	Date Gauged	Depth to Product (ft)	Depth to Water (Static)	Water-Product Interface (ft MSL)	Product Elev. (ft MSL)	Product Thickness (ft)	Corrected W.L. Elevation (ft MSL)	Comments
P-16							Screened Interval Elevation: 396.57 - 386.57		
2Q09	442.31	4/1/2009	NE	40.02	NA	NA	NA	402.29	*
3Q09	442.31	7/1/2009	NE	37.16	NA	NA	NA	405.15	*
4Q09	442.31	10/1/2009	NE	36.93	NA	NA	NA	405.38	*
1Q10	442.31	1/1/2010	NE	32.86	NA	NA	NA	409.45	*
2Q10	442.31	4/1/2010	NE	31.43	NA	NA	NA	410.88	*
3Q10	442.31	7/1/2010	NE	30.32	NA	NA	NA	411.99	*
4Q10	442.31	10/1/2010	NE	29.21	NA	NA	NA	413.10	*
1Q11	442.31	1/1/2011	NE	29.40	NA	NA	NA	412.91	*
2Q11	442.31	4/1/2011	NE	28.54	NA	NA	NA	413.77	*
3Q11	442.31	9/19/2011	NE	28.26	NA	NA	NA	414.05	*
4Q11	442.31	10/6/2011	NE	28.77	NA	NA	NA	413.54	*
1Q12	442.31	1/3/2012	NE	30.00	NA	NA	NA	412.31	*
P-43							Screened Interval Elevation: 380.51 - 370.51		
2Q09	444.07	4/1/2009	NE	43.80	NA	NA	NA	400.27	*
3Q09	444.07	7/1/2009	NE	41.58	NA	NA	NA	402.49	*
4Q09	444.07	10/1/2009	NE	40.91	NA	NA	NA	403.16	*
1Q10	444.07	1/1/2010	NE	37.44	NA	NA	NA	406.63	*
2Q10	444.07	4/1/2010	NE	36.02	NA	NA	NA	408.05	*
3Q10	444.07	7/1/2010	NE	34.68	NA	NA	NA	409.39	*
4Q10	444.07	10/1/2010	NE	33.29	NA	NA	NA	410.78	*
1Q11	444.07	1/1/2011	NE	33.09	NA	NA	NA	410.98	*
2Q11	444.07	4/1/2011	NE	32.75	NA	NA	NA	411.32	*
3Q11	444.07	9/19/2011	NE	31.87	NA	NA	NA	412.20	*
4Q11	444.07	10/6/2011	NE	32.18	NA	NA	NA	411.89	*
1Q12	444.07	1/3/2012	NE	33.24	NA	NA	NA	410.83	*
P-53							Screened Interval Elevation: 407.73 - 382.73		
2Q09	446.23	4/1/2009	NE	47.25	NA	NA	NA	398.98	
3Q09	446.23	7/1/2009	NE	43.96	NA	NA	NA	402.27	
4Q09	446.23	10/1/2009	NE	45.52	NA	NA	NA	400.71	
1Q10	446.23	1/1/2010	NE	43.35	NA	NA	NA	402.88	
2Q10	446.23	4/1/2010	NE	42.17	NA	NA	NA	404.06	
3Q10	446.23	7/1/2010	NE	40.83	NA	NA	NA	405.40	
4Q10	446.23	10/1/2010	NE	39.33	NA	NA	NA	406.90	
1Q11	446.23	1/13/2011	NE	39.46	NA	NA	NA	406.77	
2Q11	446.23	4/1/2011	NE	39.99	NA	NA	NA	406.24	
3Q11	446.23	9/19/2011	NE	37.39	NA	NA	NA	408.84	*
4Q11	446.23	10/5/2011	NE	37.58	NA	NA	NA	408.65	*
1Q12	446.23	1/3/2012	NE	38.73	NA	NA	NA	407.50	
P-54							Screened Interval Elevation: 404.18 - 379.18		
2Q09	442.18	4/1/2009	NE	43.54	NA	NA	NA	398.64	
3Q09	442.18	7/1/2009	NE	42.01	NA	NA	NA	400.17	
4Q09	442.18	10/1/2009	NE	41.89	NA	NA	NA	400.29	
1Q10	442.18	1/1/2010	NE	39.88	NA	NA	NA	402.30	
2Q10	442.18	4/1/2010	NE	38.53	NA	NA	NA	403.65	
3Q10	442.18	7/1/2010	NE	37.33	NA	NA	NA	404.85	*
4Q10	442.18	11/12/2010	NE	36.43	NA	NA	NA	405.75	*
1Q11	442.18	1/13/2011	NE	37.24	NA	NA	NA	404.94	*
2Q11	442.18	4/25/2011	NE	38.00	NA	NA	NA	404.18	
3Q11	442.18	7/5/2011	NE	35.38	NA	NA	NA	406.80	*
	442.18	9/19/2011	NE	34.78	NA	NA	NA	407.40	*
4Q11	442.18	10/5/2011	NE	35.01	NA	NA	NA	407.17	*
1Q12	442.18	1/3/2012	NE	37.17	NA	NA	NA	405.01	*
P-55							Screened Interval Elevation: 406.13 - 381.13		
2Q09	445.95	4/1/2009	48.07	48.09	397.86	397.88	0.02	397.88	
3Q09	445.95	7/1/2009	NE	46.51	NA	NA	NA	399.44	
4Q09	445.95	10/1/2009	NE	46.02	NA	NA	NA	399.93	
1Q10	445.95	1/1/2010	NE	44.14	NA	NA	NA	401.81	
2Q10	445.95	4/1/2010	NE	42.69	NA	NA	NA	403.26	
3Q10	445.95	7/1/2010	NE	41.81	NA	NA	NA	404.14	
4Q10	445.95	11/12/2010	NE	40.50	NA	NA	NA	405.45	
1Q11	445.95	1/13/2011	NE	40.56	NA	NA	NA	405.39	
2Q11	445.95	4/25/2011	41.52	41.54	404.41	404.43	0.02	404.43	
3Q11	445.95	7/5/2011	39.41	39.42	406.53	406.54	0.01	406.54	*
	445.95	9/19/2011	NE	38.57	NA	NA	NA	407.38	*
4Q11	445.95	10/6/2011	NE	38.61	NA	NA	NA	407.34	*
1Q12	445.95	1/4/2012	NE	40.71	NA	NA	NA	405.24	

TABLE 1
CUMULATIVE GROUNDWATER GAUGING RESULTS

Well ID/ Quarter	Top of Casing (ft MSL)	Date Gauged	Depth to Product (ft)	Depth to Water (Static)	Water-Product Interface (ft MSL)	Product Elev. (ft MSL)	Product Thickness (ft)	Corrected W.L. Elevation (ft MSL)	Comments
P-56							Screened Interval Elevation: 405.2 - 380.2		
2Q09	446.02	4/1/2009	NE	47.90	NA	NA	NA	398.12	
3Q09	446.02	7/1/2009	NE	46.26	NA	NA	NA	399.76	
4Q09	446.02	10/1/2009	NE	45.79	NA	NA	NA	400.23	
1Q10	446.02	1/1/2010	NE	43.99	NA	NA	NA	402.03	
2Q10	446.02	4/1/2010	NE	42.71	NA	NA	NA	403.31	
3Q10	446.02	7/1/2010	NE	41.99	NA	NA	NA	404.03	
4Q10	446.02	11/11/2010	NE	40.94	NA	NA	NA	405.08	
1Q11	446.02	1/13/2011	NE	41.03	NA	NA	NA	404.99	
2Q11	446.02	4/25/2011	NE	42.16	NA	NA	NA	403.86	
3Q11	446.02	7/5/2011	NE	39.63	NA	NA	NA	406.39	*
	446.02	9/19/2011	NE	38.88	NA	NA	NA	407.14	*
4Q11	446.02	10/6/2011	NE	39.10	NA	NA	NA	406.92	*
1Q12	446.02	1/4/2012	NE	41.51	NA	NA	NA	404.51	
P-57							Screened Interval Elevation: 406.07 - 381.07		
2Q09	446.53	4/1/2009	NE	47.91	NA	NA	NA	398.62	
3Q09	446.53	7/1/2009	NE	46.35	NA	NA	NA	400.18	
4Q09	446.53	10/1/2009	NE	46.01	NA	NA	NA	400.52	
1Q10	446.53	1/1/2010	NE	44.02	NA	NA	NA	402.51	
2Q10	446.53	4/1/2010	NE	42.73	NA	NA	NA	403.80	
3Q10	446.53	7/1/2010	NE	41.60	NA	NA	NA	404.93	
4Q10	446.53	11/12/2010	NE	40.64	NA	NA	NA	405.89	
1Q11	446.53	1/13/2011	NE	41.04	NA	NA	NA	405.49	
2Q11	446.53	4/25/2011	NE	41.88	NA	NA	NA	404.65	
3Q11	446.53	7/5/2011	NE	39.48	NA	NA	NA	407.05	
	446.53	9/19/2011	NE	39.92	NA	NA	NA	406.61	
4Q11	446.53	10/6/2011	NE	39.20	NA	NA	NA	407.33	
1Q12	446.53	2/13/2012	NE	42.13	NA	NA	NA	404.40	
P-58							Screened Interval Elevation: 404.702 - 379.702		
2Q09	444.92	4/1/2009	45.86	45.88	399.04	399.06	0.02	399.05	
3Q09	444.92	7/1/2009	44.63	44.66	400.26	400.29	0.03	400.28	
4Q09	444.92	10/1/2009	NE	44.06	NA	NA	NA	400.86	
1Q10	444.92	1/1/2010	NE	42.00	NA	NA	NA	402.92	
2Q10	444.92	4/1/2010	NE	40.76	NA	NA	NA	404.16	
3Q10	444.92	7/1/2010	39.42	39.46	405.46	405.50	0.04	405.49	*
4Q10	444.92	11/12/2010	NE	38.51	NA	NA	NA	406.41	*
1Q11	444.92	1/13/2011	NE	39.10	NA	NA	NA	405.82	*
2Q11	444.92	4/25/2011	NE	39.78	NA	NA	NA	405.14	*
3Q11	444.92	7/5/2011	NE	37.42	NA	NA	NA	407.50	*
	444.92	9/19/2011	NE	37.02	NA	NA	NA	407.90	*
4Q11	444.92	10/6/2011	NE	37.31	NA	NA	NA	407.61	*
1Q12	444.92	1/4/2012	NE	39.41	NA	NA	NA	405.51	*
P-59							Screened Interval Elevation: 398.871 - 373.871		
2Q09	446.78	4/1/2009	NE	48.61	NA	NA	NA	398.17	
3Q09	446.78	7/1/2009	NE	47.14	NA	NA	NA	399.64	*
4Q09	446.78	10/1/2009	NE	46.67	NA	NA	NA	400.11	*
1Q10	446.78	1/1/2010	NE	44.91	NA	NA	NA	401.87	*
2Q10	446.78	4/1/2010	NE	43.59	NA	NA	NA	403.19	*
3Q10	446.78	7/1/2010	43.21	43.23	403.55	403.57	0.02	403.57	*
4Q10	446.78	11/12/2010	NE	42.13	NA	NA	NA	404.65	*
1Q11	446.78	1/13/2011	NE	42.16	NA	NA	NA	404.62	*
2Q11	446.78	4/25/2011	43.25	43.26	403.52	403.53	0.01	403.53	*
3Q11	446.78	7/5/2011	NE	41.44	NA	NA	NA	405.34	*
	446.78	9/19/2011	NE	40.56	NA	NA	NA	406.22	*
4Q11	446.78	10/6/2011	NE	40.77	NA	NA	NA	406.01	*
1Q12	446.78	1/4/2012	NE	42.61	NA	NA	NA	404.17	*
P-60							Screened Interval Elevation: 403.123 - 383.123		
2Q09	446.57	4/1/2009	48.26	51.47	395.10	398.31	3.21	397.67	
3Q09	446.57	7/1/2009	46.89	48.02	398.55	399.68	1.13	399.46	
4Q09	446.57	10/1/2009	46.48	47.35	399.22	400.09	0.87	399.92	
1Q10	446.57	1/1/2010	44.83	45.08	401.49	401.74	0.25	401.69	
2Q10	446.57	4/1/2010	43.45	43.73	402.84	403.12	0.28	403.07	
3Q10	446.57	7/1/2010	42.61	43.18	403.39	403.96	0.57	403.85	*
4Q10	446.57	11/11/2010	41.40	41.44	405.13	405.17	0.04	405.16	*
1Q11	446.57	1/14/2011	41.68	41.72	404.85	404.89	0.04	404.88	*
2Q11	446.57	4/25/2011	42.72	43.18	403.39	403.85	0.46	403.76	*
3Q11	446.57	7/5/2011	40.41	40.77	405.80	406.16	0.36	406.09	*
	446.57	9/19/2011	39.54	39.89	406.68	407.03	0.35	406.96	*
4Q11	446.57	10/6/2011	39.72	40.06	406.51	406.85	0.34	406.79	*
1Q12	446.57	1/4/2012	NE	41.98	NA	NA	NA	404.59	*

TABLE 1
CUMULATIVE GROUNDWATER GAUGING RESULTS

Well ID/ Quarter	Top of Casing (ft MSL)	Date Gauged	Depth to Product (ft)	Depth to Water (Static)	Water-Product Interface (ft MSL)	Product Elev. (ft MSL)	Product Thickness (ft)	Corrected W.L. Elevation (ft MSL)	Comments
P-60-11							Screened Interval Elevation: 413.03 - 383.03		
4Q10	443.39	11/11/2010	NE	40.91	NA	NA	NA	405.27	
1Q11	443.39	1/14/2011	NE	41.14	NA	NA	NA	405.04	
2Q11	443.39	4/25/2011	NE	42.22	NA	NA	NA	403.96	
3Q11	446.18	7/5/2011	NE	39.97	NA	NA	NA	406.21	
	446.18	9/19/2011	NE	39.07	NA	NA	NA	407.11	
4Q11	446.18	10/6/2011	NE	39.25	NA	NA	NA	406.93	
1Q12	446.18	1/4/2012	NE	41.22	NA	NA	NA	404.96	
P-60-12							Screened Interval Elevation: 383.31 - 373.31		
4Q10	443.31	11/11/2010	NE	38.19	NA	NA	NA	405.12	*
1Q11	443.31	1/14/2011	NE	38.51	NA	NA	NA	404.80	*
2Q11	443.31	4/25/2011	NE	39.63	NA	NA	NA	403.68	*
3Q11	443.31	7/5/2011	NE	37.27	NA	NA	NA	406.04	*
	443.31	9/19/2011	NE	36.41	NA	NA	NA	406.90	*
4Q11	443.31	10/6/2011	NE	36.53	NA	NA	NA	406.78	*
1Q12	443.31	1/4/2012	NE	38.76	NA	NA	NA	404.55	*
P-60-12S							Screened Interval Elevation: 429.49 - 419.49		
4Q10	443.33	11/11/2010	NE	23.36	NA	NA	NA	419.97	
1Q11	443.33	1/14/2011	NE	NE	NA	NA	NA	NA	
2Q11	443.33	4/25/2011	NE	21.84	NA	NA	NA	421.49	
3Q11	443.33	7/5/2011	21.10	21.11	422.22	422.23	0.01	422.23	
4Q11	443.33	10/6/2011	NE	23.36	NA	NA	NA	419.97	
1Q12	443.33	1/4/2012	NE	22.81	NA	NA	NA	420.52	
P-60-13							Screened Interval Elevation: 402.43 - 382.43		
4Q10	442.43	11/11/2010	37.50	37.87	404.56	404.93	0.37	404.86	*
1Q11	442.43	1/14/2011	37.73	37.74	404.69	404.70	0.01	404.70	*
2Q11	442.43	4/25/2011	38.80	39.10	403.33	403.63	0.30	403.57	*
3Q11	442.43	7/5/2011	36.85	36.99	405.44	405.58	0.14	405.55	*
	442.43	9/19/2011	NE	35.72	NA	NA	NA	406.71	*
4Q11	442.43	10/6/2011	NE	35.86	NA	NA	NA	406.57	*
1Q12	442.43	1/4/2012	NE	37.82	NA	NA	NA	404.61	*
P-60-13S							Screened Interval Elevation: 432.39 - 422.39		
4Q10	442.39	11/11/2010	NE	13.36	NA	NA	NA	429.03	
1Q11	442.39	1/14/2011	NE	NE	NA	NA	NA	NA	
2Q11	442.39	4/25/2011	NE	17.45	NA	NA	NA	424.94	
3Q11	442.39	7/5/2011	NE	17.08	NA	NA	NA	425.31	
4Q11	442.39	10/6/2011	NE	18.44	NA	NA	NA	423.95	
1Q12	442.39	1/4/2012	NE	17.66	NA	NA	NA	424.73	
P-61							Screened Interval Elevation: 398.592 - 373.592		
2Q09	444.27	4/1/2009	46.43	46.64	397.63	397.84	0.21	397.80	
3Q09	444.27	7/1/2009	45.06	45.29	398.98	399.21	0.23	399.16	*
4Q09	444.27	10/1/2009	44.44	44.62	399.65	399.83	0.18	399.79	*
1Q10	444.27	1/1/2010	43.33	43.53	400.74	400.94	0.20	400.90	*
2Q10	444.27	4/1/2010	41.97	42.09	402.18	402.30	0.12	402.27	*
3Q10	444.27	7/1/2010	41.04	41.18	403.09	403.23	0.14	403.20	*
4Q10	444.27	11/11/2010	39.91	40.03	404.24	404.36	0.12	404.33	*
1Q11	444.27	1/13/2011	38.81	38.94	405.33	405.46	0.13	405.43	*
2Q11	444.27	4/25/2011	NE	40.93	NA	NA	NA	403.34	*
3Q11	444.27	7/5/2011	37.58	37.59	406.68	406.69	0.01	406.69	*
	444.27	9/19/2011	NE	37.36	NA	NA	NA	406.91	*
4Q11	444.27	10/6/2011	NE	37.63	NA	NA	NA	406.64	*
1Q12	444.27	1/3/2012	NE	40.34	NA	NA	NA	403.93	*
P-62							Screened Interval Elevation: 400.85 - 375.85		
2Q09	442.32	4/1/2009	44.79	46.22	396.10	397.53	1.43	397.25	
3Q09	442.32	7/1/2009	43.45	44.90	397.42	398.87	1.45	398.58	
4Q09	442.32	10/1/2009	42.68	44.16	398.16	399.64	1.48	399.35	
1Q10	442.32	1/1/2010	41.02	42.62	399.70	401.30	1.60	400.98	*
2Q10	442.32	4/1/2010	39.56	40.90	401.42	402.76	1.34	402.50	*
3Q10	442.32	7/1/2010	38.51	39.96	402.36	403.81	1.45	403.52	*
4Q10	442.32	11/11/2010	37.14	38.57	403.75	405.18	1.43	404.90	*
1Q11	442.32	1/13/2011	36.39	37.81	404.51	405.93	1.42	405.65	*
2Q11	442.32	4/25/2011	NE	38.18	NA	NA	NA	404.14	*
3Q11	442.32	7/5/2011	35.62	35.63	406.69	406.70	0.01	406.70	*
	442.32	9/19/2011	35.39	35.41	406.91	406.93	0.02	406.93	*
4Q11	442.32	10/6/2011	NE	35.64	NA	NA	NA	406.68	*
1Q12	442.32	1/3/2012	37.68	37.71	404.61	404.64	0.03	404.64	*

SEE LAST PAGE OF TABLE FOR NOTES

TABLE 1
CUMULATIVE GROUNDWATER GAUGING RESULTS

Well ID/ Quarter	Top of Casing (ft MSL)	Date Gauged	Depth to Product (ft)	Depth to Water (Static)	Water-Product Interface (ft MSL)	Product Elev. (ft MSL)	Product Thickness (ft)	Corrected W.L. Elevation (ft MSL)	Comments
P-63							Screened Interval Elevation: 398.46 - 373.46		
2Q09	445.75	4/1/2009	49.44	49.69	396.06	396.31	0.25	396.26	
3Q09	445.75	7/1/2009	48.30	48.31	397.44	397.45	0.01	397.45	
4Q09	445.75	10/1/2009	47.14	47.28	398.47	398.61	0.14	398.58	*
1Q10	445.75	1/1/2010	45.08	45.26	400.49	400.67	0.18	400.63	*
2Q10	445.75	4/1/2010	43.53	43.72	402.03	402.22	0.19	402.18	*
3Q10	445.75	7/1/2010	42.32	42.52	403.23	403.43	0.20	403.39	*
4Q10	445.75	10/1/2010	40.58	40.79	404.96	405.17	0.21	405.13	*
1Q11	445.75	1/13/2011	39.48	39.68	406.07	406.27	0.20	406.23	*
2Q11	445.75	4/1/2011	NE	41.11	NA	NA	NA	404.64	*
3Q11	445.75	9/19/2011	NE	39.12	NA	NA	NA	406.63	*
4Q11	445.75	10/6/2011	NE	39.20	NA	NA	NA	406.55	*
1Q12	445.75	1/3/2012	NE	40.65	NA	NA	NA	405.10	*
P-64							Screened Interval Elevation: 399.29 - 374.29		
2Q09	446.52	4/1/2009	50.65	51.76	394.76	395.87	1.11	395.65	
3Q09	446.52	7/1/2009	49.71	50.13	396.39	396.81	0.42	396.73	
4Q09	446.52	10/1/2009	NE	48.52	NA	NA	NA	398.00	
1Q10	446.52	1/1/2010	46.32	46.37	400.15	400.20	0.05	400.19	*
2Q10	446.52	4/1/2010	44.61	44.70	401.82	401.91	0.09	401.89	*
3Q10	446.52	7/1/2010	43.46	43.61	402.91	403.06	0.15	403.03	*
4Q10	446.52	10/1/2010	41.45	41.56	404.96	405.07	0.11	405.05	*
1Q11	446.52	1/13/2011	40.14	40.46	406.06	406.38	0.32	406.32	*
2Q11	446.52	4/1/2011	41.77	41.86	404.66	404.75	0.09	404.73	*
3Q11	446.52	7/5/2011	39.25	39.42	407.10	407.27	0.17	407.24	*
	446.52	9/19/2011	40.10	41.10	405.42	406.42	1.00	406.22	*
4Q11	446.52	10/6/2011	40.35	40.53	405.99	406.17	0.18	406.13	*
1Q12	446.52	1/3/2012	41.68	41.75	404.77	404.84	0.07	404.83	*
P-65							Screened Interval Elevation: 396.913 - 371.913		
2Q09	444.53	4/1/2009	NE	47.35	NA	NA	NA	397.18	*
3Q09	444.53	7/1/2009	NE	46.29	NA	NA	NA	398.24	*
4Q09	444.53	10/1/2009	NE	45.05	NA	NA	NA	399.48	*
1Q10	444.53	1/1/2010	NE	34.11	NA	NA	NA	410.42	*
2Q10	444.53	4/1/2010	41.33	41.34	403.19	403.20	0.01	403.20	*
3Q10	444.53	7/1/2010	44.34	44.35	400.18	400.19	0.01	400.19	*
4Q10	444.53	10/1/2010	38.61	38.63	405.90	405.92	0.02	405.92	*
1Q11	444.53	1/13/2011	37.73	37.74	406.79	406.80	0.01	406.80	*
2Q11	444.53	4/1/2011	NE	39.20	NA	NA	NA	405.33	*
3Q11	444.53	9/19/2011	NE	37.54	NA	NA	NA	406.99	*
4Q11	444.53	10/6/2011	NE	37.67	NA	NA	NA	406.86	*
1Q12	444.53	1/3/2012	NE	39.15	NA	NA	NA	405.38	*
P-66							Screened Interval Elevation: 401.981 - 376.981		
2Q09	436.70	4/1/2009	37.42	37.43	399.27	399.28	0.01	399.28	
3Q09	436.70	7/1/2009	NE	35.91	NA	NA	NA	400.79	
4Q09	436.70	10/1/2009	NE	35.62	NA	NA	NA	401.08	
1Q10	436.70	1/1/2010	NE	33.49	NA	NA	NA	403.21	*
2Q10	436.70	4/1/2010	NE	32.30	NA	NA	NA	404.40	*
3Q10	436.70	7/1/2010	30.81	30.83	405.87	405.89	0.02	405.89	*
4Q10	436.70	11/12/2010	NE	30.02	NA	NA	NA	406.68	*
1Q11	436.70	1/13/2011	NE	30.70	NA	NA	NA	406.00	*
2Q11	436.70	4/25/2011	NE	31.26	NA	NA	NA	405.44	*
3Q11	436.70	7/5/2011	NE	28.87	NA	NA	NA	407.83	*
	436.70	9/19/2011	NE	28.64	NA	NA	NA	408.06	*
4Q11	436.70	10/5/2011	NE	28.92	NA	NA	NA	407.78	*
1Q12	436.70	1/3/2012	NS	NS	NS	NS	NS	NS	
P-67							Screened Interval Elevation: 402.155 - 377.155		
2Q09	444.13	4/1/2009	44.03	44.04	400.09	400.10	0.01	400.10	
3Q09	444.13	7/1/2009	NE	42.59	NA	NA	NA	401.54	
4Q09	444.13	10/1/2009	42.15	42.17	401.96	401.98	0.02	401.98	
1Q10	444.13	1/1/2010	39.96	39.98	404.15	404.17	0.02	404.17	*
2Q10	444.13	4/1/2010	38.78	38.80	405.33	405.35	0.02	405.35	*
3Q10	444.13	7/1/2010	37.27	37.46	406.67	406.86	0.19	406.82	*
4Q10	444.13	10/1/2010	36.27	36.31	407.82	407.86	0.04	407.85	*
1Q11	444.13	1/13/2011	36.75	36.78	407.35	407.38	0.03	407.37	*
2Q11	444.13	4/1/2011	NE	37.24	NA	NA	NA	406.89	*
3Q11	444.13	9/19/2011	NE	35.16	NA	NA	NA	408.97	*
4Q11	444.13	10/5/2011	NE	35.38	NA	NA	NA	408.75	*
1Q12	444.13	1/4/2012	NE	37.08	NA	NA	NA	407.05	*

SEE LAST PAGE OF TABLE FOR NOTES

TABLE 1
CUMULATIVE GROUNDWATER GAUGING RESULTS

Well ID/ Quarter	Top of Casing (ft MSL)	Date Gauged	Depth to Product (ft)	Depth to Water (Static)	Water-Product Interface (ft MSL)	Product Elev. (ft MSL)	Product Thickness (ft)	Corrected W.L. Elevation (ft MSL)	Comments
P-68							Screened Interval Elevation: 399.813 - 374.813		
2Q09	445.07	4/1/2009	46.53	49.08	395.99	398.54	2.55	398.03	
3Q09	445.07	7/1/2009	45.75	48.46	396.61	399.32	2.71	398.78	
4Q09	445.07	10/1/2009	44.10	47.76	397.31	400.97	3.66	400.24	*
1Q10	445.07	1/1/2010	42.44	46.62	398.45	402.63	4.18	401.80	*
2Q10	445.07	4/1/2010	40.94	48.15	396.92	404.13	7.21	402.69	*
3Q10	445.07	7/1/2010	40.50	44.65	400.42	404.57	4.15	403.74	*
4Q10	445.07	11/12/2010	39.32	43.42	401.65	405.75	4.10	404.93	*
1Q11	445.07	1/13/2011	39.15	43.18	401.89	405.92	4.03	405.12	*
2Q11	445.07	4/25/2011	41.42	41.51	403.56	403.65	0.09	403.63	*
3Q11	445.07	7/5/2011	39.06	39.13	405.94	406.01	0.07	406.00	*
	445.07	9/19/2011	39.01	39.03	406.04	406.06	0.02	406.06	*
4Q11	445.07	10/6/2011	38.53	38.58	406.49	406.54	0.05	406.53	*
1Q12	445.07	1/4/2012	40.53	40.61	404.46	404.54	0.08	404.52	*
P-69							Screened Interval Elevation: 402.363 - 377.363		
2Q09	443.18	4/1/2009	45.43	45.48	397.70	397.75	0.05	397.74	
3Q09	443.18	7/1/2009	43.98	44.00	399.18	399.20	0.02	399.20	
4Q09	443.18	10/1/2009	43.41	43.45	399.73	399.77	0.04	399.77	
1Q10	443.18	1/1/2010	41.87	41.92	401.26	401.31	0.05	401.30	
2Q10	443.18	4/1/2010	40.39	40.42	402.76	402.79	0.03	402.79	*
3Q10	443.18	7/1/2010	NE	40.14	NA	NA	NA	403.04	*
4Q10	443.18	11/11/2010	38.99	39.02	404.16	404.19	0.03	404.19	*
1Q11	443.18	1/13/2011	38.62	38.63	404.55	404.56	0.01	404.56	*
2Q11	443.18	4/25/2011	NE	39.98	NA	NA	NA	403.20	*
3Q11	443.18	7/5/2011	NE	37.41	NA	NA	NA	405.77	*
	443.18	9/19/2011	NE	36.62	NA	NA	NA	406.56	*
4Q11	443.18	10/6/2011	NE	36.77	NA	NA	NA	406.41	*
1Q12	443.18	1/4/2012	NE	39.18	NA	NA	NA	404.00	*
P-70							Screened Interval Elevation: 398.157 - 373.157		
2Q09	442.83	4/1/2009	45.10	45.75	397.08	397.73	0.65	397.60	
3Q09	442.83	7/1/2009	43.71	44.35	398.48	399.12	0.64	398.99	*
4Q09	442.83	10/1/2009	43.09	43.69	399.14	399.74	0.60	399.62	*
1Q10	442.83	1/1/2010	41.65	41.84	400.99	401.18	0.19	401.14	*
2Q10	442.83	4/1/2010	40.21	40.67	402.16	402.62	0.46	402.53	*
3Q10	442.83	7/1/2010	39.42	39.86	402.97	403.41	0.44	403.32	*
4Q10	442.83	11/11/2010	38.20	38.69	404.14	404.63	0.49	404.53	*
1Q11	442.83	1/13/2011	37.48	37.90	404.93	405.35	0.42	405.27	*
2Q11	442.83	4/25/2011	39.20	39.22	403.61	403.63	0.02	403.62	*
3Q11	442.83	7/5/2011	36.42	36.43	406.40	406.41	0.01	406.41	*
	442.83	9/19/2011	NE	35.98	NA	NA	NA	406.85	*
4Q11	442.83	10/6/2011	NE	36.25	NA	NA	NA	406.58	*
1Q12	442.83	1/3/2012	NE	38.62	NA	NA	NA	404.21	*
P-71							Screened Interval Elevation: 402.219 - 377.219		
2Q09	444.83	4/1/2009	NE	46.58	NA	NA	NA	398.25	
3Q09	444.83	7/1/2009	NE	45.24	NA	NA	NA	399.59	
4Q09	444.83	10/1/2009	NE	44.52	NA	NA	NA	400.31	
1Q10	444.83	1/1/2010	NE	42.64	NA	NA	NA	402.19	
2Q10	444.83	4/1/2010	NE	41.31	NA	NA	NA	403.52	*
3Q10	444.83	7/1/2010	NE	40.20	NA	NA	NA	404.63	*
4Q10	444.83	11/11/2010	NE	38.92	NA	NA	NA	405.91	*
1Q11	444.83	1/13/2011	NE	38.32	NA	NA	NA	406.51	*
2Q11	444.83	4/25/2011	NE	39.52	NA	NA	NA	405.31	*
3Q11	444.83	7/5/2011	NE	37.91	NA	NA	NA	406.92	*
	444.83	9/19/2011	NE	37.71	NA	NA	NA	407.12	*
4Q11	444.83	10/6/2011	NE	47.31	NA	NA	NA	397.52	Winch present prevents cap from fitting
1Q12	444.83	1/3/2012	NE	38.91	NA	NA	NA	405.92	*
P-72							Screened Interval Elevation: 398.659 - 373.659		
2Q09	444.43	4/1/2009	45.75	45.76	398.67	398.68	0.01	398.68	*
3Q09	444.43	7/1/2009	44.61	44.63	399.80	399.82	0.02	399.82	*
4Q09	444.43	10/1/2009	43.85	43.88	400.55	400.58	0.03	400.57	*
1Q10	444.43	1/1/2010	41.83	41.87	402.56	402.60	0.04	402.59	*
2Q10	444.43	4/1/2010	40.36	40.39	404.04	404.07	0.03	404.06	*
3Q10	444.43	7/1/2010	NE	NE	NA	NA	NA	NA	
4Q10	444.43	11/11/2010	38.01	38.06	406.37	406.42	0.05	406.41	*
1Q11	444.43	1/13/2011	37.65	37.66	406.77	406.78	0.01	406.78	*
2Q11	444.43	4/25/2011	38.78	38.80	405.63	405.65	0.02	405.65	*
3Q11	444.43	7/5/2011	37.02	37.03	407.40	407.41	0.01	407.41	*
	444.43	9/19/2011	NE	36.60	NA	NA	NA	407.83	*
4Q11	444.43	10/6/2011	NE	36.82	NA	NA	NA	407.61	*
1Q12	444.43	1/3/2012	NE	38.43	NA	NA	NA	406.00	*

TABLE 1
CUMULATIVE GROUNDWATER GAUGING RESULTS

Well ID/ Quarter	Top of Casing (ft MSL)	Date Gauged	Depth to Product (ft)	Depth to Water (Static)	Water-Product Interface (ft MSL)	Product Elev. (ft MSL)	Product Thickness (ft)	Corrected W.L. Elevation (ft MSL)	Comments
P-73							Screened Interval Elevation: 402.165 - 377.165		
2Q09	443.76	4/1/2009	NE	45.53	NA	NA	NA	398.23	
3Q09	443.76	7/1/2009	NE	43.99	NA	NA	NA	399.77	
4Q09	443.76	10/1/2009	NE	43.38	NA	NA	NA	400.38	
1Q10	443.76	1/1/2010	NE	41.39	NA	NA	NA	402.37	*
2Q10	443.76	4/1/2010	NE	40.15	NA	NA	NA	403.61	*
3Q10	443.76	7/1/2010	40.24	41.26	402.50	403.52	1.02	403.32	*
4Q10	443.76	11/11/2010	NE	38.10	NA	NA	NA	405.66	*
1Q11	443.76	1/13/2011	NE	38.10	NA	NA	NA	405.66	*
2Q11	443.76	4/25/2011	NE	39.13	NA	NA	NA	404.63	*
3Q11	443.76	7/5/2011	NE	36.88	NA	NA	NA	406.88	*
	443.76	9/19/2011	NE	36.38	NA	NA	NA	407.38	*
4Q11	443.76	10/6/2011	NE	36.68	NA	NA	NA	407.08	*
1Q12	443.76	1/4/2012	NE	38.68	NA	NA	NA	405.08	*
P-74							Screened Interval Elevation: 398.203 - 373.203		
2Q09	442.63	4/1/2009	NE	44.70	NA	NA	NA	397.93	
3Q09	442.63	7/1/2009	NE	43.09	NA	NA	NA	399.54	*
4Q09	442.63	10/1/2009	NE	42.60	NA	NA	NA	400.03	*
1Q10	442.63	1/1/2010	NE	40.90	NA	NA	NA	401.73	*
2Q10	442.63	4/1/2010	NE	39.07	NA	NA	NA	403.56	*
3Q10	442.63	7/1/2010	NE	38.88	NA	NA	NA	403.75	*
4Q10	442.63	11/12/2010	NE	38.29	NA	NA	NA	404.34	*
1Q11	442.63	1/13/2011	NE	37.94	NA	NA	NA	404.69	*
2Q11	442.63	4/25/2011	NE	39.18	NA	NA	NA	403.45	*
3Q11	442.63	7/5/2011	NE	36.51	NA	NA	NA	406.12	*
	442.63	9/19/2011	NE	35.86	NA	NA	NA	406.77	*
4Q11	442.63	10/6/2011	NE	36.26	NA	NA	NA	406.37	*
1Q12	442.63	1/4/2012	NE	38.56	NA	NA	NA	404.07	*
P-75							Screened Interval Elevation: 403.194 - 378.194		
2Q09	446.32	4/1/2009	NE	47.24	NA	NA	NA	399.08	
3Q09	446.32	7/1/2009	NE	45.74	NA	NA	NA	400.58	
4Q09	446.32	10/1/2009	NE	45.35	NA	NA	NA	400.97	
1Q10	446.32	1/1/2010	NE	43.05	NA	NA	NA	403.27	*
2Q10	446.32	4/1/2010	42.01	42.30	404.02	404.31	0.29	404.26	*
3Q10	446.32	7/1/2010	40.58	40.87	405.45	405.74	0.29	405.69	*
4Q10	446.32	11/11/2010	39.72	40.00	406.32	406.60	0.28	406.55	*
1Q11	446.32	1/13/2011	40.04	40.43	405.89	406.28	0.39	406.21	*
2Q11	446.32	4/25/2011	40.81	40.83	405.49	405.51	0.02	405.51	*
3Q11	446.32	7/5/2011	38.57	38.59	407.73	407.75	0.02	407.75	*
	446.32	9/19/2011	NE	38.31	NA	NA	NA	408.01	*
4Q11	446.32	10/5/2011	38.52	38.53	407.79	407.80	0.01	407.80	*
1Q12	446.32	1/4/2012	NE	40.48	NA	NA	NA	405.84	*
P-82A							Screened Interval Elevation: 401.48 - 386.48		
2Q09	434.69	4/1/2009	NE	31.60	NA	NA	NA	403.09	*
3Q09	434.69	7/1/2009	NE	30.30	NA	NA	NA	404.39	*
4Q09	434.69	10/1/2009	NE	30.12	NA	NA	NA	404.57	*
1Q10	434.69	1/1/2010	NE	27.98	NA	NA	NA	406.71	*
2Q10	434.69	4/1/2010	NE	26.62	NA	NA	NA	408.07	*
3Q10	434.69	7/1/2010	NE	25.00	NA	NA	NA	409.69	*
4Q10	434.69	10/1/2010	NE	24.07	NA	NA	NA	410.62	*
1Q11	434.69	1/13/2011	NE	25.29	NA	NA	NA	409.40	*
2Q11	434.69	4/1/2011	NE	25.12	NA	NA	NA	409.57	*
3Q11	434.69	9/19/2011	NE	23.62	NA	NA	NA	411.07	*
4Q11	434.69	10/5/2011	NE	24.00	NA	NA	NA	410.69	*
1Q12	434.69	1/3/2012	NE	25.50	NA	NA	NA	409.19	*
P-83A							Screened Interval Elevation: 398.58 - 383.58		
2Q09	445.23	4/1/2009	NE	48.49	NA	NA	NA	396.74	
3Q09	445.23	7/1/2009	NE	47.00	NA	NA	NA	398.23	
4Q09	445.23	10/1/2009	NE	46.03	NA	NA	NA	399.20	*
1Q10	445.23	1/1/2010	NE	43.61	NA	NA	NA	401.62	*
2Q10	445.23	4/1/2010	NE	42.05	NA	NA	NA	403.18	*
3Q10	445.23	7/1/2010	NE	40.64	NA	NA	NA	404.59	*
4Q10	445.23	10/1/2010	NE	38.82	NA	NA	NA	406.41	*
1Q11	445.23	1/13/2011	NE	37.93	NA	NA	NA	407.30	*
2Q11	445.23	4/1/2011	NE	38.42	NA	NA	NA	406.81	*
3Q11	445.23	9/19/2011	NE	37.21	NA	NA	NA	408.02	*
4Q11	445.23	10/6/2011	NE	37.41	NA	NA	NA	407.82	*
1Q12	445.23	1/3/2012	NE	38.31	NA	NA	NA	406.92	*

TABLE 1
CUMULATIVE GROUNDWATER GAUGING RESULTS

Well ID/ Quarter	Top of Casing (ft MSL)	Date Gauged	Depth to Product (ft)	Depth to Water (Static)	Water-Product Interface (ft MSL)	Product Elev. (ft MSL)	Product Thickness (ft)	Corrected W.L. Elevation (ft MSL)	Comments
P-84A							Screened Interval Elevation: 392.57 - 377.57		
2Q09	446.39	4/1/2009	NE	48.43	NA	NA	NA	397.96	*
3Q09	446.39	7/1/2009	NE	46.97	NA	NA	NA	399.42	*
4Q09	446.39	10/1/2009	NE	46.33	NA	NA	NA	400.06	*
1Q10	446.39	1/1/2010	NE	44.20	NA	NA	NA	402.19	*
2Q10	446.39	4/1/2010	NE	42.91	NA	NA	NA	403.48	*
3Q10	446.39	7/1/2010	NE	41.55	NA	NA	NA	404.84	*
4Q10	446.39	11/11/2010	NE	39.95	NA	NA	NA	406.44	*
1Q11	446.39	1/13/2011	NE	39.55	NA	NA	NA	406.84	*
2Q11	446.39	4/25/2011	NE	40.11	NA	NA	NA	406.28	*
3Q11	446.39	7/5/2011	NE	38.58	NA	NA	NA	407.81	*
4Q11	446.39	10/6/2011	NE	34.36	NA	NA	NA	412.03	*
1Q12	446.39	1/5/2012	NE	39.49	NA	NA	NA	406.90	*
P-84B							Screened Interval Elevation: 372.6 - 370.6		
2Q09	446.10	4/1/2009	NE	48.15	NA	NA	NA	397.95	*
3Q09	446.10	7/1/2009	NE	46.68	NA	NA	NA	399.42	*
4Q09	446.10	10/1/2009	NE	46.05	NA	NA	NA	400.05	*
1Q10	446.10	1/1/2010	NE	43.91	NA	NA	NA	402.19	*
2Q10	446.10	4/1/2010	NE	42.61	NA	NA	NA	403.49	*
3Q10	446.10	7/1/2010	NE	41.28	NA	NA	NA	404.82	*
4Q10	446.10	11/11/2010	NE	39.67	NA	NA	NA	406.43	*
1Q11	446.10	1/13/2011	NE	39.27	NA	NA	NA	406.83	*
2Q11	446.10	4/25/2011	NE	39.85	NA	NA	NA	406.25	*
3Q11	446.10	7/5/2011	NE	38.32	NA	NA	NA	407.78	*
4Q11	446.10	10/6/2011	NE	38.09	NA	NA	NA	408.01	*
1Q12	446.10	1/5/2012	NE	39.23	NA	NA	NA	406.87	*
P-84C							Screened Interval Elevation: 352.08 - 350.08		
2Q09	446.13	4/1/2009	NE	48.43	NA	NA	NA	397.70	*
3Q09	446.13	7/1/2009	NE	46.71	NA	NA	NA	399.42	*
4Q09	446.13	10/1/2009	NE	46.07	NA	NA	NA	400.06	*
1Q10	446.13	1/1/2010	NE	44.39	NA	NA	NA	401.74	*
2Q10	446.13	4/1/2010	NE	42.65	NA	NA	NA	403.48	*
3Q10	446.13	7/1/2010	NE	41.32	NA	NA	NA	404.81	*
4Q10	446.13	11/11/2010	NE	39.68	NA	NA	NA	406.45	*
1Q11	446.13	1/13/2011	NE	39.29	NA	NA	NA	406.84	*
2Q11	446.13	4/25/2011	NE	39.86	NA	NA	NA	406.27	*
3Q11	446.13	7/5/2011	NE	38.64	NA	NA	NA	407.49	*
4Q11	446.13	10/6/2011	NE	38.41	NA	NA	NA	407.72	*
1Q12	446.13	1/5/2012	NE	39.53	NA	NA	NA	406.60	*
P-84D							Screened Interval Elevation: 324.99 - 322.99		
2Q09	446.14	4/1/2009	NE	48.48	NA	NA	NA	397.66	*
3Q09	446.14	7/1/2009	NE	46.70	NA	NA	NA	399.44	*
4Q09	446.14	10/1/2009	NE	46.07	NA	NA	NA	400.07	*
1Q10	446.14	1/1/2010	NE	43.92	NA	NA	NA	402.22	*
2Q10	446.14	4/1/2010	NE	42.63	NA	NA	NA	403.51	*
3Q10	446.14	7/1/2010	NE	41.34	NA	NA	NA	404.80	*
4Q10	446.14	11/11/2010	NE	39.69	NA	NA	NA	406.45	*
1Q11	446.14	1/13/2011	NE	39.31	NA	NA	NA	406.83	*
2Q11	446.14	4/25/2011	NE	39.87	NA	NA	NA	406.27	*
3Q11	446.14	7/5/2011	NE	38.68	NA	NA	NA	407.46	*
4Q11	446.14	10/6/2011	NE	38.43	NA	NA	NA	407.71	*
1Q12	446.14	1/5/2012	NE	39.55	NA	NA	NA	406.59	*
P-88A							Screened Interval Elevation: 404.72 - 389.72		
2Q09	443.12	4/1/2009	NE	38.83	NA	NA	NA	404.29	
3Q09	443.12	7/1/2009	NE	37.24	NA	NA	NA	405.88	*
4Q09	443.12	10/1/2009	NE	36.85	NA	NA	NA	406.27	*
1Q10	443.12	1/1/2010	NE	34.78	NA	NA	NA	408.34	*
2Q10	443.12	4/1/2010	NE	33.22	NA	NA	NA	409.90	*
3Q10	443.12	7/1/2010	NE	31.80	NA	NA	NA	411.32	*
4Q10	443.12	10/1/2010	NE	30.65	NA	NA	NA	412.47	*
1Q11	443.12	1/14/2011	NE	31.16	NA	NA	NA	411.96	*
2Q11	443.12	4/1/2011	NE	31.36	NA	NA	NA	411.76	*
3Q11	443.12	9/19/2011	NE	29.72	NA	NA	NA	413.40	*
4Q11	443.12	10/5/2011	NE	29.92	NA	NA	NA	413.20	*
1Q12	443.12	1/4/2012	NE	31.18	NA	NA	NA	411.94	*

TABLE 1
CUMULATIVE GROUNDWATER GAUGING RESULTS

Well ID/ Quarter	Top of Casing (ft MSL)	Date Gauged	Depth to Product (ft)	Depth to Water (Static)	Water-Product Interface (ft MSL)	Product Elev. (ft MSL)	Product Thickness (ft)	Corrected W.L. Elevation (ft MSL)	Comments
P-89B							Screened Interval Elevation: 369.986 - 367.986		
2Q09	447.35	4/1/2009	NE	48.27	NA	NA	NA	399.08	*
3Q09	447.35	7/1/2009	NE	46.71	NA	NA	NA	400.64	*
4Q09	447.35	10/1/2009	NE	45.84	NA	NA	NA	401.51	*
1Q10	447.35	1/1/2010	NE	42.73	NA	NA	NA	404.62	*
2Q10	447.35	4/1/2010	NE	41.29	NA	NA	NA	406.06	*
3Q10	447.35	7/1/2010	NE	39.97	NA	NA	NA	407.38	*
4Q10	447.35	10/1/2010	NE	38.29	NA	NA	NA	409.06	*
1Q11	447.35	1/14/2011	NE	37.78	NA	NA	NA	409.57	*
2Q11	447.35	4/1/2011	NE	37.80	NA	NA	NA	409.55	*
3Q11	447.35	7/5/2011	NE	35.99	NA	NA	NA	411.36	*
	447.35	9/19/2011	NE	36.81	NA	NA	NA	410.54	*
4Q11	447.35	10/6/2011	NE	37.05	NA	NA	NA	410.30	*
1Q12	447.35	1/3/2012	NE	38.10	NA	NA	NA	409.25	*
P-91A							Screened Interval Elevation: 395.675 - 380.675		
2Q09	447.19	4/1/2009	52.74	53.31	393.88	394.45	0.57	394.34	
3Q09	447.19	7/1/2009	51.55	52.03	395.16	395.64	0.48	395.54	
4Q09	447.19	10/1/2009	50.22	50.73	396.46	396.97	0.51	396.87	*
1Q10	447.19	1/1/2010	47.91	48.42	398.77	399.28	0.51	399.18	*
2Q10	447.19	4/1/2010	46.08	46.58	400.61	401.11	0.50	401.01	*
3Q10	447.19	7/1/2010	44.85	45.36	401.83	402.34	0.51	402.24	*
4Q10	447.19	10/1/2010	42.70	43.19	404.00	404.49	0.49	404.39	*
1Q11	447.19	1/14/2011	41.19	41.64	405.55	406.00	0.45	405.91	*
2Q11	447.19	4/1/2011	NE	43.10	NA	NA	NA	404.09	*
3Q11	447.19	9/19/2011	NE	41.69	NA	NA	NA	405.50	*
4Q11	447.19	10/6/2011	NE	41.63	NA	NA	NA	405.56	*
1Q12	447.19	1/3/2012	NE	42.91	NA	NA	NA	404.28	*
P-92A							Screened Interval Elevation: 398.55 - 383.55		
2Q09	446.12	4/1/2009	49.53	50.62	395.50	396.59	1.09	396.37	
3Q09	446.12	7/1/2009	NE	NE	NA	NA	NA	NA	
4Q09	446.12	10/1/2009	47.22	47.41	398.71	398.90	0.19	398.86	*
1Q10	446.12	1/1/2010	45.05	45.25	400.87	401.07	0.20	401.03	*
2Q10	446.12	4/1/2010	43.43	43.63	402.49	402.69	0.20	402.65	*
3Q10	446.12	7/1/2010	42.43	42.63	403.49	403.69	0.20	403.65	*
4Q10	446.12	10/1/2010	40.50	40.70	405.42	405.62	0.20	405.58	*
1Q11	446.12	1/14/2011	39.43	39.57	406.55	406.69	0.14	406.66	*
2Q11	446.12	4/1/2011	NE	41.02	NA	NA	NA	405.10	*
3Q11	446.12	9/19/2011	39.62	39.67	406.45	406.50	0.05	406.49	*
4Q11	446.12	10/6/2011	39.70	39.76	406.36	406.42	0.06	406.41	*
1Q12	446.12	1/4/2012	41.05	41.07	405.05	405.07	0.02	405.07	*
P-93A							Screened Interval Elevation: 398.409 - 383.409		
2Q09	446.58	4/1/2009	NE	47.90	NA	NA	NA	398.68	*
3Q09	446.58	7/1/2009	NE	46.30	NA	NA	NA	400.28	*
4Q09	446.58	10/1/2009	NE	45.92	NA	NA	NA	400.66	*
1Q10	446.58	1/1/2010	NE	43.92	NA	NA	NA	402.66	*
2Q10	446.58	4/1/2010	NE	42.67	NA	NA	NA	403.91	*
3Q10	446.58	7/1/2010	NE	41.47	NA	NA	NA	405.11	*
4Q10	446.58	11/11/2010	NE	40.75	NA	NA	NA	405.83	*
1Q11	446.58	1/14/2011	NE	40.97	NA	NA	NA	405.61	*
2Q11	446.58	4/25/2011	NE	41.80	NA	NA	NA	404.78	*
3Q11	446.58	7/5/2011	NE	39.40	NA	NA	NA	407.18	*
	446.58	9/19/2011	NE	38.86	NA	NA	NA	407.72	*
4Q11	446.58	10/6/2011	NE	39.16	NA	NA	NA	407.42	*
1Q12	446.58	1/4/2012	NE	41.32	NA	NA	NA	405.26	*
P-93B							Screened Interval Elevation: 371.863 - 369.863		
2Q09	446.46	4/1/2009	NE	47.93	NA	NA	NA	398.53	*
3Q09	446.46	7/1/2009	NE	46.19	NA	NA	NA	400.27	*
4Q09	446.46	10/1/2009	NE	45.95	NA	NA	NA	400.51	*
1Q10	446.46	1/1/2010	NE	44.34	NA	NA	NA	402.12	*
2Q10	446.46	4/1/2010	NE	42.56	NA	NA	NA	403.90	*
3Q10	446.46	7/1/2010	NE	41.38	NA	NA	NA	405.08	*
4Q10	446.46	11/11/2010	NE	40.73	NA	NA	NA	405.73	*
1Q11	446.46	1/14/2011	NE	41.03	NA	NA	NA	405.43	*
2Q11	446.46	4/25/2011	NE	41.69	NA	NA	NA	404.77	*
3Q11	446.46	7/5/2011	NE	39.44	NA	NA	NA	407.02	*
4Q11	446.46	10/6/2011	NE	39.19	NA	NA	NA	407.27	*
1Q12	446.46	1/4/2012	NE	41.38	NA	NA	NA	405.08	*

TABLE 1
CUMULATIVE GROUNDWATER GAUGING RESULTS

Well ID/ Quarter	Top of Casing (ft MSL)	Date Gauged	Depth to Product (ft)	Depth to Water (Static)	Water-Product Interface (ft MSL)	Product Elev. (ft MSL)	Product Thickness (ft)	Corrected W.L. Elevation (ft MSL)	Comments
P-93C							Screened Interval Elevation: 352.257 - 350.257		
2Q09	446.51	4/1/2009	NE	47.76	NA	NA	NA	398.75	*
3Q09	446.51	7/1/2009	NE	46.23	NA	NA	NA	400.28	*
4Q09	446.51	10/1/2009	NE	45.85	NA	NA	NA	400.66	*
1Q10	446.51	1/1/2010	NE	43.86	NA	NA	NA	402.65	*
2Q10	446.51	4/1/2010	NE	42.59	NA	NA	NA	403.92	*
3Q10	446.51	7/1/2010	NE	41.42	NA	NA	NA	405.09	*
4Q10	446.51	11/11/2010	NE	40.69	NA	NA	NA	405.82	*
1Q11	446.51	1/14/2011	NE	40.91	NA	NA	NA	405.60	*
2Q11	446.51	4/25/2011	NE	41.70	NA	NA	NA	404.81	*
3Q11	446.51	7/5/2011	NE	39.32	NA	NA	NA	407.19	*
4Q11	446.51	10/6/2011	NE	39.15	NA	NA	NA	407.36	*
1Q12	446.51	1/4/2012	NE	41.27	NA	NA	NA	405.24	*
P-93D							Screened Interval Elevation: 321.14 - 319.14		
2Q09	446.89	4/1/2009	NE	47.65	NA	NA	NA	399.24	*
3Q09	446.89	7/1/2009	NE	46.11	NA	NA	NA	400.78	*
4Q09	446.89	10/1/2009	NE	45.75	NA	NA	NA	401.14	*
1Q10	446.89	1/1/2010	NE	43.76	NA	NA	NA	403.13	*
2Q10	446.89	4/1/2010	NE	42.51	NA	NA	NA	404.38	*
3Q10	446.89	7/1/2010	NE	41.32	NA	NA	NA	405.57	*
4Q10	446.36	11/11/2010	NE	40.59	NA	NA	NA	406.30	*
1Q11	446.36	1/14/2011	NE	40.81	NA	NA	NA	406.08	*
2Q11	446.89	4/25/2011	NE	41.84	NA	NA	NA	405.05	*
3Q11	446.89	7/5/2011	NE	39.46	NA	NA	NA	407.43	*
4Q11	446.89	10/6/2011	NE	39.22	NA	NA	NA	407.67	*
1Q12	446.89	1/4/2012	NE	41.41	NA	NA	NA	405.48	*
P-94							Screened Interval Elevation: 398.804 - 383.804		
2Q09	444.65	4/1/2009	NE	45.21	NA	NA	NA	399.44	*
3Q09	444.65	7/1/2009	NE	42.98	NA	NA	NA	401.67	*
4Q09	444.65	10/1/2009	NE	42.62	NA	NA	NA	402.03	*
1Q10	444.65	1/1/2010	NE	38.86	NA	NA	NA	405.79	*
2Q10	444.65	4/1/2010	NE	37.55	NA	NA	NA	407.10	*
3Q10	444.65	7/1/2010	NE	36.11	NA	NA	NA	408.54	*
4Q10	444.65	10/1/2010	NE	35.13	NA	NA	NA	409.52	*
1Q11	444.65	1/13/2011	NE	34.66	NA	NA	NA	409.99	*
2Q11	444.65	4/1/2011	NE	34.27	NA	NA	NA	410.38	*
3Q11	444.65	9/19/2011	NE	33.17	NA	NA	NA	411.48	*
4Q11	444.65	10/6/2011	NE	33.53	NA	NA	NA	411.12	*
1Q12	444.65	1/3/2012	NE	34.75	NA	NA	NA	409.90	*
P-95							Screened Interval Elevation: 406.923 - 391.923		
4Q10	443.44	10/1/2010	NE	29.31	NA	NA	NA	414.13	*
1Q11	443.44	1/13/2011	NE	29.68	NA	NA	NA	413.76	*
2Q11	443.44	4/1/2011	NE	29.75	NA	NA	NA	413.69	*
3Q11	443.44	7/5/2011	NE	28.12	NA	NA	NA	415.32	*
4Q11	443.44	10/5/2011	NE	28.24	NA	NA	NA	415.20	*
1Q12	443.44	1/5/2012	NE	29.50	NA	NA	NA	413.94	*
P-102							Screened Interval Elevation: 402.158 - 382.158		
2Q09	444.91	4/1/2009	NE	NE	NA	NA	NA	NA	
3Q09	444.91	7/1/2009	NE	40.19	NA	NA	NA	404.72	*
4Q09	444.91	10/1/2009	NE	39.56	NA	NA	NA	405.35	*
1Q10	444.91	1/1/2010	NE	36.48	NA	NA	NA	408.43	*
2Q10	444.91	4/1/2010	NE	35.31	NA	NA	NA	409.60	*
3Q10	444.91	7/1/2010	NE	33.97	NA	NA	NA	410.94	*
4Q10	444.91	10/1/2010	NE	33.62	NA	NA	NA	411.29	*
1Q11	444.91	1/3/2011	NE	32.61	NA	NA	NA	412.30	*
2Q11	444.91	4/1/2011	NE	32.41	NA	NA	NA	412.50	*
3Q11	444.91	9/19/2011	NE	31.18	NA	NA	NA	413.73	*
4Q11	444.91	10/6/2011	NE	31.47	NA	NA	NA	413.44	*
1Q12	444.91	1/4/2012	NE	32.45	NA	NA	NA	412.46	*

SEE LAST PAGE OF TABLE FOR NOTES

TABLE 1
CUMULATIVE GROUNDWATER GAUGING RESULTS

Well ID/ Quarter	Top of Casing (ft MSL)	Date Gauged	Depth to Product (ft)	Depth to Water (Static)	Water-Product Interface (ft MSL)	Product Elev. (ft MSL)	Product Thickness (ft)	Corrected W.L. Elevation (ft MSL)	Comments
P-114							Screened Interval Elevation: 399.733 - 379.733		
2Q09	432.41	4/1/2009	NE	31.33	NA	NA	NA	401.08	*
3Q09	432.41	7/1/2009	NE	30.55	NA	NA	NA	401.86	*
4Q09	432.41	10/1/2009	NE	30.71	NA	NA	NA	401.70	*
1Q10	432.41	1/1/2010	NE	28.40	NA	NA	NA	404.01	*
2Q10	432.41	4/1/2010	NE	27.05	NA	NA	NA	405.36	*
3Q10	432.41	7/1/2010	NE	25.00	NA	NA	NA	407.41	*
4Q10	432.41	11/12/2010	NE	24.66	NA	NA	NA	407.75	*
1Q11	432.41	1/13/2011	NE	26.84	NA	NA	NA	405.57	*
2Q11	432.41	4/25/2011	NE	26.61	NA	NA	NA	405.80	*
3Q11	432.41	7/5/2011	NE	23.48	NA	NA	NA	408.93	*
	432.41	9/19/2011	NE	24.20	NA	NA	NA	408.21	*
4Q11	432.41	10/5/2011	NE	24.59	NA	NA	NA	407.82	*
1Q12	432.41	1/3/2012	NE	26.88	NA	NA	NA	405.53	*
P-115							Screened Interval Elevation: 401.01 - 381.01		
2Q09	433.31	4/1/2009	NE	31.99	NA	NA	NA	401.32	*
3Q09	433.31	7/1/2009	NE	31.32	NA	NA	NA	401.99	*
4Q09	433.31	10/1/2009	NE	31.52	NA	NA	NA	401.79	*
1Q10	433.31	1/1/2010	NE	29.31	NA	NA	NA	404.00	*
2Q10	433.31	4/1/2010	NE	27.77	NA	NA	NA	405.54	*
3Q10	433.31	7/1/2010	NE	25.59	NA	NA	NA	407.72	*
4Q10	433.31	11/11/2010	NE	25.41	NA	NA	NA	407.90	*
1Q11	433.31	1/13/2011	NE	27.88	NA	NA	NA	405.43	*
2Q11	433.31	4/25/2011	NE	27.38	NA	NA	NA	405.93	*
3Q11	433.31	7/5/2011	NE	NE	NA	NA	NA	NA	
	433.31	9/19/2011	NE	25.10	NA	NA	NA	408.21	*
4Q11	433.31	10/6/2011	NE	25.67	NA	NA	NA	407.64	*
1Q12	433.31	1/3/2012	NE	27.86	NA	NA	NA	405.45	*
P-116							Screened Interval Elevation: 399.01 - 379.01		
2Q09	436.45	4/1/2009	NE	35.18	NA	NA	NA	401.27	*
3Q09	436.45	7/1/2009	NE	35.64	NA	NA	NA	400.81	*
4Q09	436.45	10/1/2009	NE	34.84	NA	NA	NA	401.61	*
1Q10	436.45	1/1/2010	NE	32.68	NA	NA	NA	403.77	*
2Q10	436.45	4/1/2010	NE	31.05	NA	NA	NA	405.40	*
3Q10	436.45	7/1/2010	NE	28.82	NA	NA	NA	407.63	*
4Q10	436.45	11/11/2010	NE	28.76	NA	NA	NA	407.69	*
1Q11	436.45	1/13/2011	NE	31.35	NA	NA	NA	405.10	*
2Q11	436.45	4/25/2011	NE	30.76	NA	NA	NA	405.69	*
3Q11	436.45	7/5/2011	NE	27.41	NA	NA	NA	409.04	*
	436.45	9/19/2011	NE	28.52	NA	NA	NA	407.93	*
4Q11	436.45	10/5/2011	NE	28.96	NA	NA	NA	407.49	*
1Q12	436.45	1/3/2012	NE	31.35	NA	NA	NA	405.10	*
P-117							Screened Interval Elevation: 399.74 - 379.74		
2Q09	432.67	4/1/2009	NE	31.27	NA	NA	NA	401.40	*
3Q09	432.67	7/1/2009	NE	30.82	NA	NA	NA	401.85	*
4Q09	432.67	10/1/2009	NE	31.05	NA	NA	NA	401.62	*
1Q10	432.67	1/1/2010	NE	28.87	NA	NA	NA	403.80	*
2Q10	432.67	4/1/2010	NE	27.19	NA	NA	NA	405.48	*
3Q10	432.67	7/1/2010	NE	24.91	NA	NA	NA	407.76	*
4Q10	432.67	11/11/2010	NE	24.11	NA	NA	NA	408.56	*
1Q11	432.67	1/13/2011	NE	27.62	NA	NA	NA	405.05	*
2Q11	432.67	4/25/2011	NE	26.96	NA	NA	NA	405.71	*
3Q11	432.67	7/5/2011	NE	23.54	NA	NA	NA	409.13	*
	432.67	9/19/2011	NE	24.71	NA	NA	NA	407.96	*
4Q11	432.67	10/5/2011	NE	25.16	NA	NA	NA	407.51	*
1Q12	432.67	1/3/2012	NE	27.56	NA	NA	NA	405.11	*
P-118							Screened Interval Elevation: 400.198 - 384.268		
2Q09	431.32	4/1/2009	NE	29.76	NA	NA	NA	401.56	*
3Q09	431.32	7/1/2009	NE	29.67	NA	NA	NA	401.65	*
4Q09	431.32	10/1/2009	NE	29.92	NA	NA	NA	401.40	*
1Q10	431.32	1/1/2010	NE	27.78	NA	NA	NA	403.54	*
2Q10	431.32	4/1/2010	NE	25.81	NA	NA	NA	405.51	*
3Q10	431.32	7/1/2010	NE	23.27	NA	NA	NA	408.05	*
4Q10	431.32	10/1/2010	NE	23.80	NA	NA	NA	407.52	*
1Q11	431.32	1/13/2011	NE	26.95	NA	NA	NA	404.37	*
2Q11	431.32	4/1/2011	NE	25.75	NA	NA	NA	405.57	*
3Q11	431.32	9/19/2011	NE	23.78	NA	NA	NA	407.54	*
4Q11	431.32	10/5/2011	NE	34.28	NA	NA	NA	397.04	
1Q12	431.32	1/3/2012	NE	26.78	NA	NA	NA	404.54	*

TABLE 1
CUMULATIVE GROUNDWATER GAUGING RESULTS

Well ID/ Quarter	Top of Casing (ft MSL)	Date Gauged	Depth to Product (ft)	Depth to Water (Static)	Water-Product Interface (ft MSL)	Product Elev. (ft MSL)	Product Thickness (ft)	Corrected W.L. Elevation (ft MSL)	Comments
P-119							Screened Interval Elevation: 401.248 - 385.318		
2Q09	431.92	4/1/2009	NE	31.29	NA	NA	NA	400.63	
3Q09	431.92	7/1/2009	NE	30.01	NA	NA	NA	401.91	*
4Q09	431.92	10/1/2009	NE	30.09	NA	NA	NA	401.83	*
1Q10	431.92	1/1/2010	NE	27.74	NA	NA	NA	404.18	*
2Q10	431.92	4/1/2010	NE	26.49	NA	NA	NA	405.43	*
3Q10	431.92	7/1/2010	NE	24.71	NA	NA	NA	407.21	*
4Q10	431.92	11/11/2010	NE	24.93	NA	NA	NA	406.99	*
1Q11	431.92	1/13/2011	NE	25.64	NA	NA	NA	406.28	*
2Q11	431.92	4/25/2011	NE	25.77	NA	NA	NA	406.15	*
3Q11	431.92	7/5/2011	NE	23.06	NA	NA	NA	408.86	*
	431.92	9/19/2011	NE	23.40	NA	NA	NA	408.52	*
4Q11	431.92	10/5/2011	NE	23.70	NA	NA	NA	408.22	*
1Q12	431.92	1/3/2012	NE	29.80	NA	NA	NA	402.12	*
P-120							Screened Interval Elevation: 401.4 - 385.47		
2Q09	432.78	4/1/2009	NE	31.09	NA	NA	NA	401.69	*
3Q09	432.78	7/1/2009	NE	30.04	NA	NA	NA	402.74	*
4Q09	432.78	10/1/2009	NE	30.21	NA	NA	NA	402.57	*
1Q10	432.78	1/1/2010	NE	27.86	NA	NA	NA	404.92	*
2Q10	432.78	4/1/2010	NE	26.60	NA	NA	NA	406.18	*
3Q10	432.78	7/1/2010	NE	24.53	NA	NA	NA	408.25	*
4Q10	432.78	10/1/2010	NE	24.13	NA	NA	NA	408.65	*
1Q11	432.78	1/13/2011	NE	26.14	NA	NA	NA	406.64	*
2Q11	432.78	4/1/2011	NE	25.82	NA	NA	NA	406.96	*
3Q11	432.78	9/19/2011	NE	23.82	NA	NA	NA	408.96	*
4Q11	432.78	10/5/2011	NE	24.15	NA	NA	NA	408.63	*
1Q12	432.78	1/3/2012	NE	26.22	NA	NA	NA	406.56	*
GP-9-PZ							Screened Interval Elevation: 404.81 - 394.81		
4Q10	442.41	11/11/2010	NE	37.38	NA	NA	NA	405.03	*
1Q11	442.41	1/14/2011	NE	37.53	NA	NA	NA	404.88	*
2Q11	442.41	4/25/2011	NE	38.85	NA	NA	NA	403.56	
3Q11	442.41	9/19/2011	NE	35.44	NA	NA	NA	406.97	*
4Q11	442.41	10/6/2011	NE	36.65	NA	NA	NA	405.76	*
1Q12	442.41	1/4/2012	NE	38.13	NA	NA	NA	404.28	
ROST-3-PZ							Screened Interval Elevation: 402.29 - 392.29		
4Q10	442.29	11/12/2010	NE	36.60	NA	NA	NA	405.69	*
1Q11	442.29	1/13/2011	NE	37.29	NA	NA	NA	405.00	*
2Q11	442.29	4/25/2011	NE	38.21	NA	NA	NA	404.08	*
3Q11	442.29	7/5/2011	NE	35.83	NA	NA	NA	406.46	*
	442.29	9/19/2011	NE	34.89	NA	NA	NA	407.40	*
4Q11	442.29	10/5/2011	NE	35.18	NA	NA	NA	407.11	*
1Q12	442.29	1/3/2012	NE	37.33	NA	NA	NA	404.96	*
ROST-4-PZ							Screened Interval Elevation: 407.2 - 397.2		
4Q10	442.27	11/12/2010	NE	36.48	NA	NA	NA	405.65	
1Q11	442.27	1/13/2011	NE	36.97	NA	NA	NA	405.16	
2Q11	442.13	4/25/2011	NE	37.69	NA	NA	NA	404.44	
3Q11	442.13	7/5/2011	NE	35.85	NA	NA	NA	406.28	
	442.13	9/19/2011	NE	34.38	NA	NA	NA	407.75	*
4Q11	442.13	10/5/2011	NE	35.64	NA	NA	NA	406.49	
1Q12	442.13	1/3/2012	NE	36.62	NA	NA	NA	405.51	
ROST-4-PZ(A)							Screened Interval Elevation: 407.34 - 397.34		
2Q11	442.11	4/25/2011	NE	37.18	NA	NA	NA	404.93	
3Q11	442.11	7/5/2011	NE	35.21	NA	NA	NA	406.90	
4Q11	442.11	10/5/2011	NE	34.03	NA	NA	NA	408.08	*
1Q12	442.11	1/3/2012	NE	35.92	NA	NA	NA	406.19	
ROST-4-PZ(B)							Screened Interval Elevation: 407.33 - 397.33		
2Q11	442.38	4/25/2011	NE	37.80	NA	NA	NA	404.58	
3Q11	442.38	7/5/2011	NE	35.93	NA	NA	NA	406.45	
4Q11	442.38	10/5/2011	NE	34.70	NA	NA	NA	407.68	*
1Q12	442.38	1/3/2012	NE	36.65	NA	NA	NA	405.73	
ROST-4-PZ(C)							Screened Interval Elevation: 407.71 - 397.71		
2Q11	442.66	4/25/2011	NE	38.52	NA	NA	NA	404.14	
3Q11	442.66	7/5/2011	NE	36.62	NA	NA	NA	406.04	
4Q11	442.66	10/5/2011	NE	35.41	NA	NA	NA	407.25	
1Q12	442.66	1/3/2012	NE	37.40	NA	NA	NA	405.26	
ROST-4-PZ(D)							Screened Interval Elevation: 408.01 - 398.01		
2Q11	442.98	4/25/2011	NE	38.41	NA	NA	NA	404.57	
3Q11	442.98	7/5/2011	NE	36.58	NA	NA	NA	406.40	
4Q11	442.98	10/5/2011	NE	35.37	NA	NA	NA	407.61	
1Q12	442.98	1/3/2012	37.23	37.68	405.30	405.75	0.45	405.66	

SEE LAST PAGE OF TABLE FOR NOTES

TABLE 1
CUMULATIVE GROUNDWATER GAUGING RESULTS

Well ID/ Quarter	Top of Casing (ft MSL)	Date Gauged	Depth to Product (ft)	Depth to Water (Static)	Water-Product Interface (ft MSL)	Product Elev. (ft MSL)	Product Thickness (ft)	Corrected W.L. Elevation (ft MSL)	Comments
ROST-4-PZ(E)							Screened Interval Elevation: 407.21 - 397.21		
2Q11	441.96	4/25/2011	NE	37.63	NA	NA	NA	404.33	
3Q11	441.96	7/5/2011	NE	35.81	NA	NA	NA	406.15	
4Q11	441.96	10/5/2011	NE	34.61	NA	NA	NA	407.35	*
1Q12	441.96	1/3/2012	36.48	36.92	405.04	405.48	0.44	405.39	
ROST-4-PZ(F)							Screened Interval Elevation: 407.59 - 397.59		
2Q11	442.12	4/25/2011	NE	37.87	NA	NA	NA	404.25	
3Q11	442.12	7/5/2011	NE	35.99	NA	NA	NA	406.13	
4Q11	442.12	10/5/2011	NE	34.84	NA	NA	NA	407.28	
1Q12	442.12	1/3/2012	NE	36.83	NA	NA	NA	405.29	
ROST-4-PZ(G)							Screened Interval Elevation: 407.85 - 397.85		
2Q11	442.13	4/25/2011	NE	38.08	NA	NA	NA	404.05	
3Q11	442.13	7/5/2011	NE	35.76	NA	NA	NA	406.37	
4Q11	442.13	10/5/2011	NE	35.07	NA	NA	NA	407.06	
1Q12	442.13	1/3/2012	NE	37.44	NA	NA	NA	404.69	
ROST-5-PZ							Screened Interval Elevation: 429.02 - 419.02		
4Q10	442.22	11/12/2010	NE	NE	NA	NA	NA	NA	
1Q11	442.22	1/13/2011	NE	NE	NA	NA	NA	NA	
2Q11	442.22	4/25/2011	NE	NE	NA	NA	NA	NA	
3Q11	442.22	7/5/2011	NE	NE	NA	NA	NA	NA	
	442.22	9/19/2011	NE	NE	NA	NA	NA	NA	
4Q11	442.22	10/5/2011	NE	NE	NA	NA	NA	NA	
1Q12	442.22	1/3/2012	NE	NE	NA	NA	NA	NA	Well dry.
ROST-7-PZ							Screened Interval Elevation: 422.19 - 412.19		
4Q10	442.19	11/12/2010	NE	22.93	NA	NA	NA	419.26	
1Q11	442.19	1/13/2011	NE	23.74	NA	NA	NA	418.45	
2Q11	442.19	4/25/2011	NE	23.72	NA	NA	NA	418.47	
3Q11	442.19	7/5/2011	NE	22.05	NA	NA	NA	420.14	
	442.19	9/19/2011	NE	22.63	NA	NA	NA	419.56	
4Q11	442.19	10/5/2011	NE	22.52	NA	NA	NA	419.67	
1Q12	442.19	1/3/2012	NE	23.64	NA	NA	NA	418.55	
ROST-10-PZ							Screened Interval Elevation: 434.51 - 424.51		
4Q10	444.51	11/12/2010	NE	NE	NA	NA	NA	NA	
1Q11	444.51	1/13/2011	NE	NE	NA	NA	NA	NA	
2Q11	444.51	4/25/2011	NE	NE	NA	NA	NA	NA	
3Q11	444.51	7/5/2011	NE	19.67	NA	NA	NA	424.84	
	444.51	9/19/2011	NE	19.88	NA	NA	NA	424.63	
4Q11	444.51	10/5/2011	NE	NE	NA	NA	NA	NA	
1Q12	444.51	1/3/2012	NE	NE	NA	NA	NA	NA	Well dry.
ROST-21-PZ							Screened Interval Elevation: 433.72 - 423.72		
4Q10	443.72	11/12/2010	NE	19.30	NA	NA	NA	424.42	
1Q11	443.72	1/13/2011	NE	19.59	NA	NA	NA	424.13	
2Q11	443.72	4/25/2011	NE	19.04	NA	NA	NA	424.68	
3Q11	443.72	7/5/2011	NE	18.37	NA	NA	NA	425.35	
	443.72	9/19/2011	NE	19.26	NA	NA	NA	424.46	
4Q11	443.72	10/5/2011	NE	NE	NA	NA	NA	NA	
1Q12	443.72	1/3/2012	NE	19.81	NA	NA	NA	423.91	
S-1							Screened Interval Elevation: -		
2Q09	443.79	4/1/2009	45.36	48.49	395.30	398.43	3.13	397.80	
3Q09	443.79	7/1/2009	43.70	48.58	395.21	400.09	4.88	399.11	
4Q09	443.79	10/1/2009	42.73	48.01	395.78	401.06	5.28	400.00	
1Q10	443.79	1/1/2010	40.88	46.14	397.65	402.91	5.26	401.86	
2Q10	443.79	4/1/2010	39.38	44.32	399.47	404.41	4.94	403.42	
3Q10	443.79	7/1/2010	38.27	43.29	400.50	405.52	5.02	404.52	
4Q10	443.79	11/11/2010	36.96	41.91	401.88	406.83	4.95	405.84	
1Q11	443.79	1/13/2011	36.41	41.33	402.46	407.38	4.92	406.40	
2Q11	443.79	4/25/2011	38.70	38.73	405.06	405.09	0.03	405.08	
3Q11	443.79	7/5/2011	36.50	36.54	407.25	407.29	0.04	407.28	
	443.79	9/19/2011	NE	36.42	NA	NA	NA	407.37	
4Q11	443.79	10/6/2011	NE	36.68	NA	NA	NA	407.11	
1Q12	443.79	1/3/2012	NE	38.36	NA	NA	NA	405.43	

SEE LAST PAGE OF TABLE FOR NOTES

TABLE 1
CUMULATIVE GROUNDWATER GAUGING RESULTS

Well ID/ Quarter	Top of Casing (ft MSL)	Date Gauged	Depth to Product (ft)	Depth to Water (Static)	Water-Product Interface (ft MSL)	Product Elev. (ft MSL)	Product Thickness (ft)	Corrected W.L. Elevation (ft MSL)	Comments
T-1	Screened Interval Elevation: 396.92 - 373.00 / 398.40 - 388.40 (1Q12 -)								
2Q09	444.55	4/1/2009	NE	48.39	NA	NA	NA	396.16	
3Q09	444.55	7/1/2009	NE	47.71	NA	NA	NA	396.84	
4Q09	444.55	10/1/2009	NE	47.30	NA	NA	NA	397.25	*
1Q10	444.55	1/1/2010	NE	46.55	NA	NA	NA	398.00	*
2Q10	444.55	4/1/2010	NE	45.51	NA	NA	NA	399.04	*
3Q10	444.55	7/1/2010	NE	NE	NA	NA	NA	NA	
4Q10	444.55	11/11/2010	NE	39.08	NA	NA	NA	405.47	*
1Q11	444.55	1/13/2011	NE	41.02	NA	NA	NA	403.53	*
2Q11	444.55	4/25/2011	NE	46.65	NA	NA	NA	397.90	*
3Q11	444.55	7/5/2011	NE	35.99	NA	NA	NA	408.56	*
	444.55	9/19/2011	NE	51.50	NA	NA	NA	393.05	
4Q11	444.55	10/6/2011	NE	50.83	NA	NA	NA	393.72	
1Q12	445.40	1/3/2012	NE		NA	NA	NA	NA	Well Could Not Be Opened. Lock Frozen
T-2	Screened Interval Elevation: 392.63 - 372.48								
2Q09	443.13	4/1/2009	NE	46.07	NA	NA	NA	397.06	*
3Q09	443.13	7/1/2009	NE	44.64	NA	NA	NA	398.49	*
4Q09	443.13	10/1/2009	NE	43.75	NA	NA	NA	399.38	*
1Q10	443.13	1/1/2010	NE	41.81	NA	NA	NA	401.32	*
2Q10	443.13	4/1/2010	NE	40.35	NA	NA	NA	402.78	*
3Q10	443.13	7/1/2010	NE	39.16	NA	NA	NA	403.97	*
4Q10	443.13	11/11/2010	NE	37.51	NA	NA	NA	405.62	*
1Q11	443.13	1/13/2011	NE	36.97	NA	NA	NA	406.16	*
2Q11	443.13	4/25/2011	NE	38.03	NA	NA	NA	405.10	*
3Q11	443.13	7/5/2011	NE	35.89	NA	NA	NA	407.24	*
	443.13	9/19/2011	NE	35.80	NA	NA	NA	407.33	*
4Q11	443.13	10/6/2011	NE	35.97	NA	NA	NA	407.16	*
1Q12	443.13	1/3/2012	NE	34.44	NA	NA	NA	408.69	*
T-3	Screened Interval Elevation: 403.65 - 388.65								
2Q09	450.91	4/1/2009	NE	NE	NA	NA	NA	NA	
3Q09	450.91	7/1/2009	NE	54.30	NA	NA	NA	396.61	
4Q09	450.91	10/1/2009	NE	53.24	NA	NA	NA	397.67	
1Q10	450.91	1/1/2010	NE	50.99	NA	NA	NA	399.92	
2Q10	450.91	4/1/2010	NE	48.84	NA	NA	NA	402.07	
3Q10	450.91	7/1/2010	NE	48.07	NA	NA	NA	402.84	
4Q10	450.91	10/1/2010	NE	45.66	NA	NA	NA	405.25	*
1Q11	450.91	1/13/2011	NE	44.64	NA	NA	NA	406.27	*
2Q11	450.91	4/1/2011	NE	46.50	NA	NA	NA	404.41	*
3Q11	450.91	9/19/2011	NE	44.60	NA	NA	NA	406.31	*
4Q11	450.91	10/6/2011	NE	45.68	NA	NA	NA	405.23	*
1Q12	450.91	1/4/2012	NE	45.83	NA	NA	NA	405.08	*
T-4	Screened Interval Elevation: 398.24 - 383.24								
2Q09	447.95	4/1/2009	NE	53.11	NA	NA	NA	394.84	
3Q09	447.95	7/1/2009	NE	52.10	NA	NA	NA	395.85	
4Q09	447.95	10/1/2009	NE	50.78	NA	NA	NA	397.17	
1Q10	447.95	1/1/2010	NE	48.38	NA	NA	NA	399.57	*
2Q10	447.95	4/1/2010	NE	46.44	NA	NA	NA	401.51	*
3Q10	447.95	7/1/2010	NE	45.22	NA	NA	NA	402.73	*
4Q10	447.95	10/1/2010	NE	42.99	NA	NA	NA	404.96	*
1Q11	447.95	1/13/2011	NE	41.38	NA	NA	NA	406.57	*
2Q11	447.95	4/1/2011	NE	42.23	NA	NA	NA	405.72	*
3Q11	447.95	9/19/2011	NE	41.97	NA	NA	NA	405.98	*
4Q11	447.95	10/6/2011	NE	42.04	NA	NA	NA	405.91	*
1Q12	447.95	1/3/2012	NE	43.35	NA	NA	NA	404.60	*
T-6	Screened Interval Elevation: 394.79 - 380.54								
2Q09	446.55	4/1/2009	NE	47.98	NA	NA	NA	398.57	*
3Q09	446.55	7/1/2009	NE	46.46	NA	NA	NA	400.09	*
4Q09	446.55	10/1/2009	NE	46.04	NA	NA	NA	400.51	*
1Q10	446.55	1/1/2010	NE	44.09	NA	NA	NA	402.46	*
2Q10	446.55	4/1/2010	NE	42.83	NA	NA	NA	403.72	*
3Q10	446.55	7/1/2010	NE	41.74	NA	NA	NA	404.81	*
4Q10	446.55	11/12/2010	NE	40.77	NA	NA	NA	405.78	*
1Q11	446.55	1/13/2011	NE	41.07	NA	NA	NA	405.48	*
2Q11	446.55	4/25/2011	NE	42.01	NA	NA	NA	404.54	*
3Q11	446.55	7/5/2011	NE	39.58	NA	NA	NA	406.97	*
	446.55	9/19/2011	NE	38.95	NA	NA	NA	407.60	*
4Q11	446.55	10/6/2011	NE	39.26	NA	NA	NA	407.29	*
1Q12	446.55	1/4/2012	NE	41.46	NA	NA	NA	405.09	*

TABLE 1
CUMULATIVE GROUNDWATER GAUGING RESULTS

Well ID/ Quarter	Top of Casing (ft MSL)	Date Gauged	Depth to Product (ft)	Depth to Water (Static)	Water-Product Interface (ft MSL)	Product Elev. (ft MSL)	Product Thickness (ft)	Corrected W.L. Elevation (ft MSL)	Comments
T-7							Screened Interval Elevation: 395.29 - 380.29		
2Q09	444.01	4/1/2009	43.93	44.11	399.90	400.08	0.18	400.04	*
3Q09	444.01	7/1/2009	42.58	42.68	401.33	401.43	0.10	401.41	*
4Q09	444.01	10/1/2009	42.11	42.26	401.75	401.90	0.15	401.87	*
1Q10	444.01	1/1/2010	39.87	40.02	403.99	404.14	0.15	404.11	*
2Q10	444.01	4/1/2010	38.74	38.89	405.12	405.27	0.15	405.24	*
3Q10	444.01	7/1/2010	37.21	37.37	406.64	406.80	0.16	406.77	*
4Q10	444.01	10/1/2010	36.24	36.40	407.61	407.77	0.16	407.74	*
1Q11	444.01	1/13/2011	36.74	36.87	407.14	407.27	0.13	407.24	*
2Q11	444.01	4/1/2011	37.20	37.25	406.76	406.81	0.05	406.80	*
3Q11	444.01	9/19/2011	35.14	35.19	408.82	408.87	0.05	408.86	*
4Q11	444.01	10/5/2011	35.36	35.43	408.58	408.65	0.07	408.64	*
1Q12	444.01	1/4/2012	37.05	37.08	406.93	406.96	0.03	406.95	*
T-12							Screened Interval Elevation: 398.228 - 372.228		
2Q09	444.69	4/1/2009	NE	46.80	NA	NA	NA	397.89	
3Q09	444.69	7/1/2009	NE	45.20	NA	NA	NA	399.49	*
4Q09	444.69	10/1/2009	NE	44.73	NA	NA	NA	399.96	*
1Q10	444.69	1/1/2010	NE	42.94	NA	NA	NA	401.75	*
2Q10	444.69	4/1/2010	NE	41.59	NA	NA	NA	403.10	*
3Q10	444.69	7/1/2010	NE	41.21	NA	NA	NA	403.48	*
4Q10	444.69	11/12/2010	NE	40.35	NA	NA	NA	404.34	*
1Q11	444.69	1/13/2011	NE	40.30	NA	NA	NA	404.39	*
2Q11	444.69	4/25/2011	NE	41.40	NA	NA	NA	403.29	*
3Q11	444.69	7/5/2011	NE	39.07	NA	NA	NA	405.62	*
	444.69	9/19/2011	NE	38.06	NA	NA	NA	406.63	*
4Q11	444.69	10/6/2011	NE	38.23	NA	NA	NA	406.46	*
1Q12	444.69	1/4/2012	NE	40.64	NA	NA	NA	404.05	*
T-13							Screened Interval Elevation: 396.46 - 370.46		
2Q09	443.46	4/1/2009	NE	45.30	NA	NA	NA	398.16	*
3Q09	443.46	7/1/2009	NE	43.77	NA	NA	NA	399.69	*
4Q09	443.46	10/1/2009	NE	43.31	NA	NA	NA	400.15	*
1Q10	443.46	1/1/2010	NE	41.27	NA	NA	NA	402.19	*
2Q10	443.46	4/1/2010	NE	40.02	NA	NA	NA	403.44	*
3Q10	443.46	7/1/2010	NE	38.72	NA	NA	NA	404.74	*
4Q10	443.46	11/11/2010	NE	37.37	NA	NA	NA	406.09	*
1Q11	443.46	1/13/2011	NE	37.57	NA	NA	NA	405.89	*
2Q11	443.46	4/25/2011	NE	38.25	NA	NA	NA	405.21	*
3Q11	443.46	9/19/2011	NE	37.54	NA	NA	NA	405.92	*
4Q11	443.46	10/5/2011	NE	35.78	NA	NA	NA	407.68	*
1Q12	443.46	1/3/2012	NE	37.42	NA	NA	NA	406.04	*
T-15							Screened Interval Elevation: 396.99 - 370.99		
2Q09	445.03	4/1/2009	NE	46.78	NA	NA	NA	398.25	*
3Q09	445.03	7/1/2009	NE	47.01	NA	NA	NA	398.02	*
4Q09	445.03	10/1/2009	NE	46.01	NA	NA	NA	399.02	*
1Q10	445.03	1/1/2010	NE	43.88	NA	NA	NA	401.15	*
2Q10	445.03	4/1/2010	NE	42.39	NA	NA	NA	402.64	*
3Q10	445.03	7/1/2010	NE	41.07	NA	NA	NA	403.96	*
4Q10	445.03	10/1/2010	NE	39.31	NA	NA	NA	405.72	*
1Q11	445.03	1/13/2011	NE	38.39	NA	NA	NA	406.64	*
2Q11	445.03	4/1/2011	NE	39.55	NA	NA	NA	405.48	*
3Q11	445.03	9/19/2011	NE	37.59	NA	NA	NA	407.44	*
4Q11	445.03	10/6/2011	NE	37.79	NA	NA	NA	407.24	*
1Q12	445.03	1/3/2012	NE	38.97	NA	NA	NA	406.06	*
T-17							Screened Interval Elevation: 401.8 - 375.8		
2Q09	445.90	4/1/2009	NE	47.99	NA	NA	NA	397.91	
3Q09	445.90	7/1/2009	46.40	46.41	399.49	399.50	0.01	399.50	
4Q09	445.90	10/1/2009	45.54	46.40	399.50	400.36	0.86	400.19	
1Q10	445.90	1/1/2010	NE	42.57	NA	NA	NA	403.33	*
2Q10	445.90	4/1/2010	NE	41.12	NA	NA	NA	404.78	*
3Q10	445.90	7/1/2010	NE	39.60	NA	NA	NA	406.30	*
4Q10	445.90	10/1/2010	NE	38.11	NA	NA	NA	407.79	*
1Q11	445.90	1/13/2011	NE	37.11	NA	NA	NA	408.79	*
2Q11	445.90	4/1/2011	NE	37.30	NA	NA	NA	408.60	*
3Q11	445.90	9/19/2011	NE	35.90	NA	NA	NA	410.00	*
4Q11	445.90	10/6/2011	NE	36.23	NA	NA	NA	409.67	*
1Q12	445.90	1/3/2012	NE	37.37	NA	NA	NA	408.53	*

TABLE 1
CUMULATIVE GROUNDWATER GAUGING RESULTS

Well ID/ Quarter	Top of Casing (ft MSL)	Date Gauged	Depth to Product (ft)	Depth to Water (Static)	Water-Product Interface (ft MSL)	Product Elev. (ft MSL)	Product Thickness (ft)	Corrected W.L. Elevation (ft MSL)	Comments
T-19							Screened Interval Elevation: 395.94 - 369.94		
2Q09	446.71	4/1/2009	51.21	53.11	393.60	395.50	1.90	395.12	
3Q09	446.71	7/1/2009	50.30	51.90	394.81	396.41	1.60	396.09	*
4Q09	446.71	10/1/2009	48.89	50.45	396.26	397.82	1.56	397.51	*
1Q10	446.71	1/1/2010	46.55	48.07	398.64	400.16	1.52	399.86	*
2Q10	446.71	4/1/2010	44.64	46.11	400.60	402.07	1.47	401.78	*
3Q10	446.71	7/1/2010	43.47	44.91	401.80	403.24	1.44	402.95	*
4Q10	446.71	10/1/2010	41.39	42.73	403.98	405.32	1.34	405.05	*
1Q11	446.71	1/13/2011	39.78	41.15	405.56	406.93	1.37	406.66	*
2Q11	446.71	4/1/2011	40.88	40.90	405.81	405.83	0.02	405.83	*
3Q11	446.71	9/19/2011	40.60	40.64	406.07	406.11	0.04	406.10	*
4Q11	446.71	10/6/2011	40.65	40.69	406.02	406.06	0.04	406.05	*
1Q12	446.71	1/3/2012	41.97	41.98	404.73	404.74	0.01	404.74	*
T-21							Screened Interval Elevation: 412.04 - 386.04		
2Q09	444.00	4/1/2009	NE	38.15	NA	NA	NA	405.85	
3Q09	444.00	7/1/2009	NE	36.57	NA	NA	NA	407.43	
4Q09	444.00	10/1/2009	NE	36.06	NA	NA	NA	407.94	
1Q10	444.00	1/1/2010	NE	33.39	NA	NA	NA	410.61	
2Q10	444.00	4/1/2010	NE	32.11	NA	NA	NA	411.89	
3Q10	444.00	7/1/2010	NE	30.79	NA	NA	NA	413.21	*
4Q10	444.00	10/1/2010	NE	29.65	NA	NA	NA	414.35	*
1Q11	444.00	1/13/2011	NE	29.96	NA	NA	NA	414.04	*
2Q11	444.00	4/1/2011	NE	29.83	NA	NA	NA	414.17	*
3Q11	444.00	9/19/2011	NE	28.24	NA	NA	NA	415.76	*
4Q11	444.00	10/5/2011	NE	28.41	NA	NA	NA	415.59	*
1Q12	444.00	1/4/2012	NE	29.56	NA	NA	NA	414.44	*
T-22							Screened Interval Elevation: 410.66 - 384.96		
2Q09	442.21	4/1/2009	NE	37.80	NA	NA	NA	404.41	
3Q09	442.21	7/1/2009	NE	36.44	NA	NA	NA	405.77	
4Q09	442.21	10/1/2009	NE	36.18	NA	NA	NA	406.03	
1Q10	442.21	1/1/2010	NE	34.13	NA	NA	NA	408.08	
2Q10	442.21	4/1/2010	NE	32.69	NA	NA	NA	409.52	
3Q10	442.21	7/1/2010	NE	31.11	NA	NA	NA	411.10	*
4Q10	442.21	10/1/2010	NE	30.12	NA	NA	NA	412.09	*
1Q11	442.21	1/13/2011	NE	31.04	NA	NA	NA	411.17	*
2Q11	442.21	4/1/2011	NE	30.96	NA	NA	NA	411.25	*
3Q11	442.21	9/19/2011	NE	29.26	NA	NA	NA	412.95	*
4Q11	442.21	10/5/2011	NE	29.51	NA	NA	NA	412.70	*
1Q12	442.21	1/4/2012	NE	30.91	NA	NA	NA	411.30	*
T-23							Screened Interval Elevation: 405.41 - 379.41		
2Q09	432.64	4/1/2009	NE	29.78	NA	NA	NA	402.86	
3Q09	432.64	7/1/2009	NE	NE	NA	NA	NA	NA	
4Q09	432.64	10/1/2009	NE	NE	NA	NA	NA	NA	
1Q10	432.64	1/1/2010	NE	26.27	NA	NA	NA	406.37	*
2Q10	432.64	4/1/2010	NE	25.00	NA	NA	NA	407.64	*
3Q10	432.64	7/1/2010	NE	23.35	NA	NA	NA	409.29	*
4Q10	432.64	10/1/2010	NE	22.41	NA	NA	NA	410.23	*
1Q11	432.64	1/13/2011	NE	23.83	NA	NA	NA	408.81	*
2Q11	432.64	4/1/2011	NE	23.40	NA	NA	NA	409.24	*
3Q11	432.64	9/19/2011	NE	27.83	NA	NA	NA	404.81	
4Q11	432.64	10/5/2011	NE	22.21	NA	NA	NA	410.43	*
1Q12	432.64	1/3/2012	NE	23.75	NA	NA	NA	408.89	*
T-24							Screened Interval Elevation: 402.22 - 376.57		
2Q09	443.72	4/1/2009	46.29	47.27	396.45	397.43	0.98	397.23	
3Q09	443.72	7/1/2009	44.90	45.72	398.00	398.82	0.82	398.65	
4Q09	443.72	10/1/2009	44.36	45.07	398.65	399.36	0.71	399.22	
1Q10	443.72	1/1/2010	42.68	43.03	400.69	401.04	0.35	400.97	
2Q10	443.72	4/1/2010	41.25	41.55	402.17	402.47	0.30	402.41	*
3Q10	443.72	7/1/2010	40.36	40.68	403.04	403.36	0.32	403.29	*
4Q10	443.72	11/11/2010	39.07	39.38	404.34	404.65	0.31	404.59	*
1Q11	443.72	1/13/2011	38.60	38.92	404.80	405.12	0.32	405.05	*
2Q11	443.72	4/25/2011	NE	39.98	NA	NA	NA	403.74	*
3Q11	443.72	7/5/2011	NE	37.53	NA	NA	NA	406.19	*
	443.72	9/19/2011	NE	35.08	NA	NA	NA	408.64	*
4Q11	443.72	10/6/2011	NE	37.29	NA	NA	NA	406.43	*
1Q12	443.72	1/3/2012	NE	38.36	NA	NA	NA	405.36	*

SEE LAST PAGE OF TABLE FOR NOTES

TABLE 1
CUMULATIVE GROUNDWATER GAUGING RESULTS

Well ID/ Quarter	Top of Casing (ft MSL)	Date Gauged	Depth to Product (ft)	Depth to Water (Static)	Water-Product Interface (ft MSL)	Product Elev. (ft MSL)	Product Thickness (ft)	Corrected W.L. Elevation (ft MSL)	Comments
T-28							Screened Interval Elevation: -		
2Q09	444.22	4/1/2009	NE	NE	NA	NA	NA	NA	
3Q09	444.22	7/1/2009	NE	NE	NA	NA	NA	NA	
4Q09	444.22	10/1/2009	NE	45.12	NA	NA	NA	399.10	
1Q10	444.22	1/1/2010	NE	42.49	NA	NA	NA	401.73	
2Q10	444.22	4/1/2010	NE	40.94	NA	NA	NA	403.28	
3Q10	444.22	7/1/2010	NE	NE	NA	NA	NA	NA	
4Q10	444.22	10/1/2010	NE	37.65	NA	NA	NA	406.57	
1Q11	444.22	1/13/2011	NE	36.53	NA	NA	NA	407.69	
2Q11	444.22	4/1/2011	NE	37.18	NA	NA	NA	407.04	
3Q11	444.22	9/19/2011	NE	35.75	NA	NA	NA	408.47	
4Q11	444.22	10/6/2011	NE	35.98	NA	NA	NA	408.24	
1Q12	444.22	1/3/2012	NE	36.98	NA	NA	NA	407.24	
T-37							Screened Interval Elevation: 398.295 - 378.295		
4Q10	447.15	10/1/2010	NE	38.12	NA	NA	NA	409.03	*
1Q11	447.15	1/13/2011	NE	37.61	NA	NA	NA	409.54	*
2Q11	447.15	4/1/2011	NE	37.63	NA	NA	NA	409.52	*
3Q11	447.15	7/5/2011	NE	35.84	NA	NA	NA	411.31	*
4Q11	447.15	10/6/2011	NE	36.90	NA	NA	NA	410.25	*
1Q12	447.15	1/3/2012	NE	37.95	NA	NA	NA	409.20	*
T-62							Screened Interval Elevation: 412.017 - 382.017		
2Q09	431.73	4/1/2009	NE	30.42	NA	NA	NA	401.31	
3Q09	431.73	7/1/2009	NE	29.48	NA	NA	NA	402.25	
4Q09	431.73	10/1/2009	NE	29.56	NA	NA	NA	402.17	
1Q10	431.73	1/1/2010	NE	27.30	NA	NA	NA	404.43	
2Q10	431.73	4/1/2010	NE	25.98	NA	NA	NA	405.75	
3Q10	431.73	7/1/2010	NE	23.99	NA	NA	NA	407.74	
4Q10	431.73	11/11/2010	NE	23.49	NA	NA	NA	408.24	
1Q11	431.73	1/13/2011	NE	25.48	NA	NA	NA	406.25	
2Q11	431.73	4/25/2011	NE	25.33	NA	NA	NA	406.40	
3Q11	431.73	7/5/2011	NE	22.37	NA	NA	NA	409.36	
	431.73	9/19/2011	NE	23.12	NA	NA	NA	408.61	
4Q11	431.73	10/5/2011	NE	23.46	NA	NA	NA	408.27	
1Q12	431.73	1/3/2012	NE	25.62	NA	NA	NA	406.11	
T-63							Screened Interval Elevation: 411.26 - 381.26		
2Q09	431.24	4/1/2009	NE	29.55	NA	NA	NA	401.69	
3Q09	431.24	7/1/2009	NE	28.95	NA	NA	NA	402.29	
4Q09	431.24	10/1/2009	NE	29.11	NA	NA	NA	402.13	
1Q10	431.24	1/1/2010	NE	26.94	NA	NA	NA	404.30	
2Q10	431.24	4/1/2010	NE	25.42	NA	NA	NA	405.82	
3Q10	431.24	7/1/2010	NE	23.23	NA	NA	NA	408.01	
4Q10	431.24	11/11/2010	NE	23.03	NA	NA	NA	408.21	
1Q11	431.24	1/13/2011	NE	25.45	NA	NA	NA	405.79	
2Q11	431.24	4/25/2011	NE	NE	NA	NA	NA	NA	
3Q11	431.24	9/19/2011	NE	22.88	NA	NA	NA	408.36	
4Q11	431.24	10/5/2011	NE	23.28	NA	NA	NA	407.96	
1Q12	431.24	1/3/2012	NE	25.60	NA	NA	NA	405.64	
T-64							Screened Interval Elevation: 408.99 - 378.99		
2Q09	428.80	4/1/2009	NE	26.80	NA	NA	NA	402.00	
3Q09	428.80	7/1/2009	NE	26.67	NA	NA	NA	402.13	
4Q09	428.80	10/1/2009	NE	26.87	NA	NA	NA	401.93	
1Q10	428.80	1/1/2010	NE	24.72	NA	NA	NA	404.08	
2Q10	428.80	4/1/2010	NE	22.91	NA	NA	NA	405.89	
3Q10	428.80	7/1/2010	NE	20.46	NA	NA	NA	408.34	
4Q10	428.80	11/11/2010	NE	20.76	NA	NA	NA	408.04	
1Q11	428.80	1/13/2011	NE	23.84	NA	NA	NA	404.96	
3Q11	428.80	7/5/2011	NE	19.06	NA	NA	NA	409.74	*
	428.80	9/19/2011	NE	21.86	NA	NA	NA	406.94	
4Q11	428.80	10/5/2011	NE	21.36	NA	NA	NA	407.44	
1Q12	428.80	1/3/2012	NE	23.86	NA	NA	NA	404.94	
PZ-1-101							Screened Interval Elevation: 354.52 - 344.52		
4Q11	445.52	10/5/2011	NE	37.83	NA	NA	NA	407.69	*
1Q12	445.52	1/3/2012	NE	39.73	NA	NA	NA	405.79	*
PZ-1-85							Screened Interval Elevation: 369.7 - 359.7		
4Q11	445.50	10/5/2011	NE	37.85	NA	NA	NA	407.65	*
1Q12	445.50	1/3/2012	NE	39.80	NA	NA	NA	405.70	*
PZ-2-70.5							Screened Interval Elevation: 382.65 - 372.65		
4Q11	443.15	10/5/2011	NE	35.74	NA	NA	NA	407.41	*
1Q12	443.15	1/3/2012	NE	38.14	NA	NA	NA	405.01	*

SEE LAST PAGE OF TABLE FOR NOTES

TABLE 1
CUMULATIVE GROUNDWATER GAUGING RESULTS

Well ID/ Quarter	Top of Casing (ft MSL)	Date Gauged	Depth to Product (ft)	Depth to Water (Static)	Water-Product Interface (ft MSL)	Product Elev. (ft MSL)	Product Thickness (ft)	Corrected W.L. Elevation (ft MSL)	Comments
PZ-2-84							Screened Interval Elevation: 371.12 - 359.12		
4Q11	443.12	10/5/2011	NE	35.71	NA	NA	NA	407.41	*
1Q12	443.12	1/3/2012	NE	38.05	NA	NA	NA	405.07	*

NOTES:
1) The Corrected W.L. Elevations presented in this table were corrected by a specific gravity of 0.80 for the wells in which product was identified.
2) Elevations presented in this table are relative to the 1988 USGS datum.
3) NA = Not Applicable; NE = Not Encountered
4) * Indicates that the product and/or water level is above the top of the screened zone of the well.
5) Additional wells that are not currently included in the Interim Groundwater Monitoring Program are included on the table for information purposes only.
6) MW-1, MW-2, MW-3, MW-4, MW-5, MW-6A, and T-1 were replaced after the 4Q11. The the new screened interval is listed following the old screened interval and applies to gauging beginning 1Q12.

See last page of table for notes.

TABLE 2
SOIL VAPOR SCREENING CRITERIA

Chemical	Residential (mg/m^3)	Industrial/ Commercial (mg/m^3)
TO-15 Analytes		
Acetone	750,000	750,000
Benzene	0.37	2.8
Bromodichloromethane	450,000	450,000
Bromoform	11	52
Bromomethane	6.9	42
1,3-Butadiene		
2-Butanone	6,400	40,000
Carbon disulfide	780	5,300
Carbon tetrachloride	0.21	1.5
Chlorobenzene	69	420
Chlorodibromomethane	57,000	57,000
Chloroethane		
Chloroform	0.11	0.92
Chloromethane		
Allyl chloride (3-Chloropropene)		
alpha-Chlorotoluene		
Cyclohexane		
1,2-Dibromo-3-chloropropane (DBCP)	0.0012	0.0062
1,2-Dibromoethane	0.011	0.06
1,2-Dichlorobenzene	290	1,700
1,3-Dichlorobenzene		
1,4-Dichlorobenzene	1,200	6,800
1,1-Dichloroethane	690	4,200
1,2-Dichloroethane	0.099	0.81
1,1-Dichloroethene	240	1,600
cis-1,2-Dichloroethene	1,100,000	1,100,000
trans-1,2-Dichloroethene	85	510
Dichloromethane (Methylene chloride)	5.6	45
1,2-Dichloropropane	0.062	0.46
cis-1,3-Dichloropropene	0.9	6.2
trans-1,3-Dichloropropene	0.9	6.2
1,4-Dioxane	0.22	2.3
Ethanol		
Ethylbenzene	1,400	8,300
4-Ethyltoluene		
Freon 11		
Freon 12		
Freon 113		
Freon 114		
Heptachlor	0.0063	0.0032
Heptane		
Hexachlorobutadiene		
Hexane		
2-Hexanone (Methyl N-Butyl Ketone)		
Isopropylbenzene (Cumene)	600	3,500
4-Methyl-2-pentanone (Methyl Isobutyl Ketone)		
Methyl tert-Butyl Ether (MTBE)	3,400	23,000
n-Propylbenzene		
2-Propanol		
Styrene	1,400	8,500
Tetrachloroethene	0.55	4
1,1,2,2-Tetrachloroethane		
Tetrahydrofuran		
Toluene	6,200	40,000
1,2,4-Trichlorobenzene	11	50
Trichloroethene	1.5	12
1,1,1-Trichloroethane (Methyl chloroform)	6,600	41,000
1,1,2-Trichloroethane	170,000	170,000
Trichloroflouromethane	860	5,600
1,2,4-Trimethylbenzene		

See last page of table for notes.

TABLE 2
SOIL VAPOR SCREENING CRITERIA

Chemical	Residential (mg/m^3)	Industrial/ Commercial (mg/m^3)
TO-15 Analytes		
1,3,5-Trimethylbenzene		
2,2,4-Trimethylpentane		
Vinyl chloride	0.29	4.8
Xylenes (total)	140	840
m,p-Xylene	130	820
o-Xylenes	120	790

Note:
1. Screening criteria source: Illinois Pollution Control Board, Notice of Proposed Amendments - Tiered Approach to Corrective Action (TACO) Title 35 - Part 742. Table H: Tier 1 Indoor Inhalation Remediation Objectives for Residential and Industrial/Commercial Properties for the Diffusion and Advection Exposure Route, November 9, 2010.

TABLE 3 CUMULATIVE SUMMARY OF SOIL VAPOR ANALYTICAL DETECTIONS AND SCREENING RESULTS: VILLAGE - VOCS

				Acetone			Benzene			Bromodichloromethane			Bromoform			Bromomethane			1,3-Butadiene			Butane			2-Butanone		
Screening Values (mg/m³)				750,000			0.37			450,000			11			6.9									6,400		
Location	Depth	Sample ID	Sample Date	Result (mg/m³)	Lab Qualifier	URS Qualifier	Result (mg/m³)	Lab Qualifier	URS Qualifier	Result (mg/m³)	Lab Qualifier	URS Qualifier	Result (mg/m³)	Lab Qualifier	URS Qualifier	Result (mg/m³)	Lab Qualifier	URS Qualifier	Result (mg/m³)	Lab Qualifier	URS Qualifier	Result (mg/m³)	Lab Qualifier	URS Qualifier	Result (mg/m³)	Lab Qualifier	URS Qualifier
VMP-1	5 ft	VMP-1-5	11/2/2009	<1.1	U		<0.38	U		<0.8	U		<1.2	U		<0.46	U		<0.26	U					<0.35	U	
		VMP-1-5-082510	8/25/2010	0.068			0.044			<0.028	U		<0.044	U		<0.016	U		<0.0094	U					0.0066	J	
		VMP-1-5-111710	11/17/2010	0.019	J		0.0069	J		<0.034	U		<0.053	U		<0.02	U		<0.011	U					<0.015	U	
		VMP-1-5-020411	2/4/2011	0.42	J		0.14	J		<0.68	U		<1	U		<0.39	U		<0.22	U					<0.3	U	
		VMP-1-5-041211	4/12/2011	0.012	J		0.6			<0.0088	U		<0.014	U		<0.0051	U		<0.0029	U		0.033			0.0018	J	
		VMP-1-5-080111	8/1/2011	<0.012	U		0.051			<0.0088	U		<0.014	U		<0.0051	U		<0.0029	U		0.21			0.017		
		VMP-1-5-110311	11/3/2011	110			<11	U		<23	U		<36	U		<14	U		<7.7	U		2000			3.1	J	
		VMP-1-5-013012	1/30/2012	<2.8	U		0.28	J	J	<2	U		<3	U		<1.1	U		<0.64	U		3400			<3.4	U	
	8.5 ft	VMP-1-8.5	11/2/2009	<1.6	U		<0.52	U		<1.1	U		<1.7	U		<0.63	U		<0.36	U					<0.48	U	
		VMP-1-8.5-082510	8/25/2010	0.054	J		0.0079	J		<0.086	U		<0.13	U		<0.05	U		<0.028	U					<0.038	U	
		VMP-1-8.5-111710	11/17/2010	0.024			0.0035	J		<0.016	U		<0.026	U		<0.0096	U		<0.0055	U					0.0048	J	
		VMP-1-8.5-111710-Dup	11/17/2010	0.016	J		0.0034	J		<0.016	U		<0.026	U		<0.0096	U		<0.0055	U					0.0037	J	
		VMP-1-8.5-020411	2/4/2011	0.31	J		0.26	J		<1.3	U		<2	U		<0.77	U		<0.44	U					<0.58	U	
		VMP-1-8.5-041211	4/12/2011	0.011	J		0.31			<0.012	U		<0.018	U		<0.0068	U		<0.0038	U		0.026			<0.02	U	
		VMP-1-8.5-080111	8/1/2011	<6.8	U		<2.3	U		<4.8	U		<7.4	U		<2.8	U		<1.6	U		840			<8.5	U	
		VMP-1-8.5-080111-Dup	8/1/2011	<6.7	U		6.2			<4.7	U		<7.3	U		<2.7	U		<1.6	U		780			<8.3	U	
		VMP-1-8.5-110311	11/3/2011	240			<26	U		<54	U		<83	U		<31	U		<18	U		4800			<95	U	
		VMP-1-8.5-013012	1/30/2012	1.4	J		<5.6	U		<12	U		<18	U		<6.8	U		<3.9	U		3600			<21	U	
	23.5 ft	VMP-1-23.5	11/2/2009	<3.8	U		<1.3	U		<2.6	U		<4.1	U		<1.5	U		<0.88	U					<1.2	U	
		VMP-1-23.5-083010	8/30/2010	<4.3	U		1.4			<3	U		<4.6	U		<1.7	U		<0.99	U					<1.3	U	
		VMP-1-23.5-111810	11/17/2010	0.011	J		0.0014	J		<0.0083	U		<0.013	U		<0.0048	U		<0.0027	U					0.0012	J	
		VMP-1-23.5-020411	2/4/2011	3	J		<3.7	U		<7.8	U		<12	U		<4.5	U		<2.6	U					<3.4	U	
		VMP-1-23.5-041211	4/12/2011	9.8	J		<6.1	U		<13	U		<20	U		<7.4	U		<4.2	U		1300			<22	U	
		VMP-1-23.5-041211-Dup	4/12/2011	8	J		<7.7	U		<16	U		<25	U		<9.3	U		<5.3	U		1700			<28	U	
		VMP-1-23.5-080111	8/1/2011	<120	U		<41	U		<86	U		<130	U		<50	U		<28	U		25000			<150	U	
		VMP-1-23.5-110611	11/6/2011	9.5	J		<9.7	U		<20	U		3.9	J		<12	U		<6.7	U		9400			6	J	
		VMP-1-23.5-013112	1/31/2012	<57	U		<19	U		<40	U		<250	U		<23	U		<13	U		7200			<71	U	
	38.5 ft	VMP-1-38.5	11/2/2009	<11	U		3.8			<7.5	U		<12	U		<4.3	U		420						<3.3	U	
VMP-2	5 ft	VMP-2-5	11/2/2009	<1.4	U		<0.46	U		<0.97	U		<1.5	U		<0.56	U		<0.32	U					<0.43	U	
		VMP-2-5-083110	8/31/2010	<4.3	U		0.89	J		<3	U		<4.6	U		<1.7	U		<0.99	U					<1.3	U	
		VMP-2-5-111610	11/16/2010	<6.3	U		<2.1	U		<4.4	U		<6.8	U		<2.6	U		<1.5	U					<1.9	U	
		VMP-2-5-020411	2/4/2011	0.45	J		<0.55	U		<1.2	U		<1.8	U		<0.67	U		<0.38	U					<0.51	U	
		VMP-2-5-041311	4/13/2011	0.012	J		0.33			<0.0093	U		<0.014	U		<0.0054	U		<0.0031	U		0.1			<0.016	U	
		VMP-2-5-080211	8/2/2011	<14	U		<4.6	U		<9.7	U		<15	U		<5.6	U		<3.2	U		2200			<17	U	
		VMP-2-5-110711	11/7/2011	0.02			0.0025	J		<0.0057	U		<0.0088	J	U	<0.0033	U		<0.0019	U		<0.0081	U		0.0051	J	
		VMP-2-5-012512	1/25/2012	3.8			0.23	J		<0.65	U		<1	U		<0.38	U		<0.21	U		<0.92	U		0.98	J	
	8.5 ft	VMP-2-8.5	11/3/2009	<0.48	U		<0.16	U		<0.34	U		<0.53	U		<0.2	U		<0.11	U					<0.15	U	
		VMP-2-8.5-D	11/3/2009	<0.51	U		<0.17	U		<0.36	U		<0.56	U		<0.21	U		<0.12	U					<0.16	U	
		VMP-2-8.5-083110	8/31/2010	<4.4	U		1.4			<3.1	U		<4.8	U		<1.8	U		<1	U					<1.4	U	
		VMP-2-8.5-111610	11/16/2010	<12	U		<4	U		<8.4	U		<13	U		<4.9	U		<2.8	U					<3.7	U	
		VMP-2-8.5-020411	2/4/2011	0.56	J		<1.4	U		<2.9	U		<4.4	U		<1.7	U		<0.95	U					<1.3	U	
		VMP-2-8.5-041311	4/13/2011	<1.2	U		1.1			<0.88	U		<1.4	U		0.24	J		<0.29	U		1.5			<1.6	U	
		VMP-2-8.5-080211	8/2/2011	12	J		<17	U		<36	U		<55	U		<20	U		<12	U		4200			<62	U	
		VMP-2-8.5-110711	11/7/2011	<0.11	U		<0.036	U		<0.076	U		<0.12	U		<0.044	U		<0.025	U		<0.11	U		<0.13	U	
		VMP-2-8.5-012612	1/26/2012	<4.8	U		0.53	J		<3.4	U		<21	U		<2	U		<1.1	U		320			<6	U	
		VMP-2-8.5-012612-Dup	1/26/2012	0.37	J	J	0.79	J		<3.4	U		<21	U		<2	U		<1.1	U		370		J	<6	U	
	22 ft	VMP-2-22	11/3/2009	<2.7	U		<0.89	U		<1.9	U		<2.9	U		<1.1	U		<0.62	U					<0.82	U	
		VMP - 2 - 22 - 083110	8/31/2010	<6.7	U		1.7	J		<4.7	U		<7.3	U		<2.7	U		<1.6	U					<2.1	U	
		VMP-2-22-111610	11/16/2010	<12	U		<4.2	U		<8.8	U		<14	U		<5.1	U		<2.9	U					<3.9	U	
		VMP-2-22-020411	2/4/2011	1.4	J		0.75	J		<4	U		<6.2	U		<2.3	U		<1.3	U					<1.8	U	
		VMP-2-22-041311	4/13/2011	<16	U		1	J		<12	U		<18	U		<6.8	U		<3.9	U		410			<20	U	
		VMP-2-22-080211	8/2/2011	<67	U		<22	U		<47	U		<73	U		<27	U		<16	U		4900			<83	U	
		VMP-2-22-110711	11/7/2011	29		J	0.24	J		<2.5	U		<3.9	U		<1.4	U		<0.83	U		230			0.37	J	
		VMP-2-22-012612	1/26/2012	<7.4	U		0.74	J	J	<5.2	U		<32	U		<3	U		<1.7	U		500		J	<9.1	U	
	42 ft	VMP-2-42	11/3/2009	<52	U		84			<37	U		<57	U		<21	U		<12	U					<16	U	

See last page of table for notes.

TABLE 3 CUMULATIVE SUMMARY OF SOIL VAPOR ANALYTICAL DETECTIONS AND SCREENING RESULTS: VILLAGE - VOCS

				Carbon disulfide			Carbon tetrachloride			Chlorobenzene			Chlorodibromomethane			Chloroethane			Chloroform			Chloromethane			alpha-Chlorotoluene		
Screening Values (mg/m³)				780			0.21			69			47,000						0.11								
Location	Depth	Sample ID	Sample Date	Result (mg/m³)	Lab Qualifier	URS Qualifier	Result (mg/m³)	Lab Qualifier	URS Qualifier	Result (mg/m³)	Lab Qualifier	URS Qualifier	Result (mg/m³)	Lab Qualifier	URS Qualifier	Result (mg/m³)	Lab Qualifier	URS Qualifier	Result (mg/m³)	Lab Qualifier	URS Qualifier	Result (mg/m³)	Lab Qualifier	URS Qualifier	Result (mg/m³)	Lab Qualifier	URS Qualifier
VMP-1	5 ft	VMP-1-5	11/2/2009	<0.37	U		<0.75	U		<0.55	U		<1	U		<0.31	U		<0.58	U		<0.98	U		<0.62	U	
		VMP-1-5-082510	8/25/2010	0.0035	J		<0.027	U		<0.02	U		<0.036	U		<0.011	U		<0.021	U		<0.035	U		<0.022	U	
		VMP-1-5-111710	11/17/2010	<0.016	U		<0.032	U		<0.024	U		<0.044	U		<0.014	U		<0.025	U		<0.042	U		<0.027	U	
		VMP-1-5-020411	2/4/2011	<0.31	U		<0.64	U		<0.46	U		<0.86	U		<0.27	U		<0.49	U		<0.83	U		<0.52	U	
		VMP-1-5-041211	4/12/2011	0.004	J		<0.0083	U		<0.0061	J	U	0.0023	J		<0.014	U		<0.0064	U		<0.011	U		<0.0068	U	
		VMP-1-5-080111	8/1/2011	0.0086	J		<0.0083	U		<0.0061	U		<0.011	U		<0.014	U		<0.0064	U		<0.011	U		<0.0068	U	
		VMP-1-5-110311	11/3/2011	<44	U		<22	U		<16	U		<30	U		<37	U		<17	U		<29	U		<18	U	
		VMP-1-5-013012	1/30/2012	<0.91	U		<1.8	U		<1.3	U		<2.5	U		<3.1	U		<1.4	U		<2.4	U		<1.5	U	
	8.5 ft	VMP-1-8.5	11/2/2009	<0.51	U		<1	U		<0.75	U		<1.4	U		<0.43	U		<0.8	U		<1.4	U		<0.85	U	
		VMP-1-8.5-082510	8/25/2010	0.019	J		<0.081	U		<0.059	U		<0.11	U		<0.034	U		<0.063	U		<0.11	U		<0.066	U	
		VMP-1-8.5-111710	11/17/2010	<0.0077	U		<0.016	U		<0.011	U		<0.021	U		<0.0065	U		<0.012	U		<0.02	U		<0.013	U	
		VMP-1-8.5-111710-Dup	11/17/2010	<0.0077	U		<0.016	U		<0.011	U		<0.021	U		<0.0065	U		<0.012	U		<0.02	U		<0.013	U	
		VMP-1-8.5-020411	2/4/2011	<0.62	U		<1.2	U		<0.91	U		<1.7	U		<0.52	U		<0.97	U		<1.6	U		<1	U	
		VMP-1-8.5-041211	4/12/2011	0.0022	J		<0.011	U		<0.008	J	U	<0.015	U		<0.018	U		<0.0085	U		<0.014	U		<0.009	U	
		VMP-1-8.5-080111	8/1/2011	<2.2	U		<4.5	U		<3.3	U		<6.1	U		<7.6	U		<3.5	U		<5.9	U		<3.7	U	
		VMP-1-8.5-080111-Dup	8/1/2011	<2.2	U		<4.4	U		<3.2	U		<6	U		<7.4	U		<3.4	U		<5.8	U		<3.6	U	
		VMP-1-8.5-110311	11/3/2011	7.3	J		<51	U		<37	U		<68	U		<85	U		<39	U		<66	U		<42	U	
		VMP-1-8.5-013012	1/30/2012	<5.4	U		<11	U		<8	U		<15	U		<18	U		<8.5	U		<14	U		<9	U	
	23.5 ft	VMP-1-23.5	11/2/2009	<1.2	U		<2.5	U		<1.8	U		<3.4	U		<1	U		<1.9	U		<3.3	U		<2	U	
		VMP-1-23.5-083010	8/30/2010	<1.4	U		<2.8	U		<2.1	U		<3.8	U		<1.2	U		<2.2	U		<3.7	U		<2.3	U	
		VMP-1-23.5-111810	11/17/2010	<0.0038	U		0.0013	J		<0.0057	U		<0.01	U		<0.0032	U		0.00066	J		<0.01	U		<0.0064	U	
		VMP-1-23.5-020411	2/4/2011	<3.6	U		<7.3	U		<5.4	U		<9.9	U		<3.1	U		<5.7	U		<9.6	U		<6	U	
		VMP-1-23.5-041211	4/12/2011	5.1	J		<12	U		<8.7	U		<16	U		4.4	J		<9.3	U		<16	U		<9.8	U	
		VMP-1-23.5-041211-Dup	4/12/2011	4.2	J		<15	U		<11	U		<20	U		<25	U		<12	U		<20	U		<12	U	
		VMP-1-23.5-080111	8/1/2011	6.2	J		<81	U		<59	U		<110	U		<140	U		<63	U		<110	U		<67	U	
		VMP-1-23.5-110611	11/6/2011	7.6	J		<19	U		6.6	J		<26	U		<32	U		<15	U		<25	U		<16	U	
		VMP-1-23.5-013112	1/31/2012	<19	U		<38	U		<28	U		<51	U		<63	U		<29	U		<50	U		<120	U	
	38.5 ft	VMP-1-38.5	11/2/2009	<3.5	U		<7	U		<5.2	U		<9.5	U		<3	U		<5.5	U		<9.2	U		<5.8	U	
VMP-2	5 ft	VMP-2-5	11/2/2009	<0.45	U		<0.92	U		<0.67	U		<1.2	U		<0.38	U		<0.71	U		<1.2	U		<0.75	U	
		VMP-2-5-083110	8/31/2010	<1.4	U		<2.8	U		<2.1	U		<3.8	U		<1.2	U		<2.2	U		<3.7	U		<2.3	U	
		VMP-2-5-111610	11/16/2010	<2	U		<4.2	U		<3	U		<5.6	U		<1.7	U		<3.2	U		<5.4	U		<3.4	U	
		VMP-2-5-020411	2/4/2011	<0.54	U		<1.1	U		<0.79	U		<1.5	U		<0.46	U		<0.84	U		<1.4	U		<0.89	U	
		VMP-2-5-041311	4/13/2011	0.0038	J		<0.0087	U		<0.0064	J	U	<0.012	U		<0.015	U		<0.0068	U		<0.011	U		<0.0072	U	
		VMP-2-5-080211	8/2/2011	<4.5	U		<9.1	U		<6.6	U		<12	U		<15	U		<7	U		<12	U		<7.5	U	
		VMP-2-5-110711	11/7/2011	<0.011	J	U	<0.0054	U		<0.0039	J	U	<0.0073	U		<0.009	U		<0.0042	U		<0.0071	U		<0.0044	U	
		VMP-2-5-012512	1/25/2012	2.3			<0.61	U		0.17	J		<0.83	U		<1	U		<0.47	U		<0.8	U		<0.5	U	
	8.5 ft	VMP-2-8.5	11/3/2009	<0.16	U		<0.32	U		<0.23	U		<0.43	U		<0.13	U		<0.25	U		<0.42	U		<0.26	U	
		VMP-2-8.5-D	11/3/2009	<0.17	U		<0.34	U		<0.25	U		<0.46	U		<0.14	U		<0.26	U		<0.45	U		<0.28	U	
		VMP-2-8.5-083110	8/31/2010	<1.4	U		<2.9	U		<2.1	U		<3.9	U		<1.2	U		<2.2	U		<3.8	U		<2.4	U	
		VMP-2-8.5-111610	11/16/2010	<3.9	U		<7.9	U		<5.8	U		<11	U		<3.3	U		<6.2	U		<10	U		<6.5	U	
		VMP-2-8.5-020411	2/4/2011	<1.3	U		<2.7	U		<2	U		<3.7	U		<1.1	U		<2.1	U		<3.6	U		<2.2	U	
		VMP-2-8.5-041311	4/13/2011	0.36	J		0.12	J	J	0.098	J		<1.1	U		<1.4	U		0.11	J		<1.1	U		<0.68	U	
		VMP-2-8.5-080211	8/2/2011	8	J		<33	U		<24	U		<45	U		<56	U		<26	U		<44	U		<27	U	
		VMP-2-8.5-110711	11/7/2011	<0.14	U		<0.072	U		<0.052	U		<0.097	U		<0.12	U		<0.056	U		<0.094	U		<0.059	U	
		VMP-2-8.5-012612	1/26/2012	<1.6	U		<3.2	U		<2.3	U		<4.3	U		<5.3	U		<2.5	U		<4.2	U		<10	U	
		VMP-2-8.5-012612-Dup	1/26/2012	<1.6	U		<3.2	U		<2.3	U		<4.3	U		<5.3	U		<2.5	U		<4.2	U		<10	U	
	22 ft	VMP-2-22	11/3/2009	<0.87	U		<1.8	U		<1.3	U		<2.4	U		<0.74	U		<1.4	U		<2.3	U		<1.4	U	
		VMP - 2 - 22 - 083110	8/31/2010	<2.2	U		<4.4	U		<3.2	U		<6	U		<1.9	U		<3.4	U		<5.8	U		<3.6	U	
		VMP-2-22-111610	11/16/2010	<4.1	U		<8.3	U		<6.1	U		<11	U		<3.5	U		<6.4	U		<11	U		<6.8	U	
		VMP-2-22-020411	2/4/2011	<1.8	U		<3.7	U		<2.7	U		<5.1	U		<1.6	U		<2.9	U		<4.9	U		<3.1	U	
		VMP-2-22-041311	4/13/2011	<22	U		<11	U		0.89	J		<15	U		<18	U		<8.5	U		<14	U		<9	U	
		VMP-2-22-080211	8/2/2011	<22	U		<44	U		<32	U		<60	U		<74	U		<34	U		<58	U		<36	U	
		VMP-2-22-110711	11/7/2011	<4.6	U		<2.4	U		<1.7	U		<3.2	U		<3.9	U		<1.8	U		<3.1	U		<1.9	U	
		VMP-2-22-012612	1/26/2012	<2.4	U		<4.9	U		<3.6	U		<6.6	U		<8.2	U		<3.8	U		<6.4	U		<16	U	
	42 ft	VMP-2-42	11/3/2009	<17	U		<35	U		<25	U		<47	U		<14	U		<27	U		<45	U		<28	U	

TABLE 3 CUMULATIVE SUMMARY OF SOIL VAPOR ANALYTICAL DETECTIONS AND SCREENING RESULTS: VILLAGE - VOCS

				Cyclohexane			1,2-Dibromoethane			1,2-Dichlorobenzene			1,3-Dichlorobenzene			1,4-Dichlorobenzene			1,1-Dichloroethane			1,2-Dichloroethane		
Screening Values (mg/m³)							0.011			290						1,200			690			0.099		
Location	Depth	Sample ID	Sample Date	Result (mg/m³)	Lab Qualifier	URS Qualifier	Result (mg/m³)	Lab Qualifier	URS Qualifier	Result (mg/m³)	Lab Qualifier	URS Qualifier	Result (mg/m³)	Lab Qualifier	URS Qualifier	Result (mg/m³)	Lab Qualifier	URS Qualifier	Result (mg/m³)	Lab Qualifier	URS Qualifier	Result (mg/m³)	Lab Qualifier	URS Qualifier
VMP-1	5 ft	VMP-1-5	11/2/2009	18			<0.91	U		<0.72	U		<0.72	U		<0.72	U		<0.48	U		<0.48	U	
		VMP-1-5-082510	8/25/2010	0.02			<0.033	U		<0.026	U		<0.026	U		<0.026	U		<0.017	U		<0.017	U	
		VMP-1-5-111710	11/17/2010	0.14			<0.04	U		<0.031	U		<0.031	U		<0.031	U		<0.021	U		<0.021	U	
		VMP-1-5-020411	2/4/2011	8.1			<0.78	U		<0.61	U		<0.61	U		<0.61	U		<0.41	U		<0.41	U	
		VMP-1-5-041211	4/12/2011	0.21			<0.01	U		<0.0079	U		<0.0079	U		<0.0079	J	U	<0.0053	U		<0.0053	U	
		VMP-1-5-080111	8/1/2011	0.0083			<0.01	U		<0.0079	U		0.0014	J		0.0024	J		<0.0053	U		<0.0053	U	
		VMP-1-5-110311	11/3/2011	4.8	J		<27	U		<21	U		<21	U		<21	U		<14	U		<14	U	
		VMP-1-5-013012	1/30/2012	23		J	<2.2	U		<1.8	U		<1.8	U		<1.8	U		<1.2	U		<1.2	U	
	8.5 ft	VMP-1-8.5	11/2/2009	14			<1.2	U		<0.98	U		<0.98	U		<0.98	U		<0.66	U		<0.66	U	
		VMP-1-8.5-082510	8/25/2010	<0.044	U		<0.099	U		<0.077	U		<0.077	U		<0.077	U		<0.052	U		<0.052	U	
		VMP-1-8.5-111710	11/17/2010	0.043			<0.019	U		<0.015	U		<0.015	U		<0.015	U		<0.01	U		<0.01	U	
		VMP-1-8.5-111710-Dup	11/17/2010	0.034			<0.019	U		<0.015	U		<0.015	U		<0.015	U		<0.01	U		<0.01	U	
		VMP-1-8.5-020411	2/4/2011	9.2			<1.5	U		<1.2	U		<1.2	U		<1.2	U		<0.8	U		<0.8	U	
		VMP-1-8.5-041211	4/12/2011	0.067			<0.013	U		<0.01	U		<0.01	U		<0.01	J	U	<0.007	U		0.0012	J	
		VMP-1-8.5-080111	8/1/2011	7.1			<5.5	U		<4.3	U		<4.3	U		<4.3	U		<2.9	U		<2.9	U	
		VMP-1-8.5-080111-Dup	8/1/2011	11			<5.4	U		<4.2	U		<4.2	U		<4.2	U		<2.8	U		<2.8	U	
		VMP-1-8.5-110311	11/3/2011	11	J		<62	U		<48	U		<48	U		<48	U		<32	U		<32	U	
		VMP-1-8.5-013012	1/30/2012	19			<13	U		<10	U		<10	U		<10	U		<7.1	U		<7.1	U	
	23.5 ft	VMP-1-23.5	11/2/2009	66			<3	U		<2.4	U		<2.4	U		<2.4	U		<1.6	U		<1.6	U	
		VMP-1-23.5-083010	8/30/2010	130			<3.4	U		<2.7	U		<2.7	U		<2.7	U		<1.8	U		<1.8	U	
		VMP-1-23.5-111810	11/17/2010	0.0082			<0.0095	U		<0.0074	U		<0.0074	U		<0.0074	U		<0.005	U		<0.005	U	
		VMP-1-23.5-020411	2/4/2011	150			<9	U		<7	U		<7	U		<7	U		<4.7	U		<4.7	U	
		VMP-1-23.5-041211	4/12/2011	3.2	J		<15	U		<11	U		<11	U		<11	U		<7.7	U		<7.7	U	
		VMP-1-23.5-041211-Dup	4/12/2011	5.3	J		<18	U		<14	U		<14	U		<14	U		<9.7	U		<9.7	U	
		VMP-1-23.5-080111	8/1/2011	110			<99	U		<78	U		<78	U		<78	U		<52	U		<52	U	
		VMP-1-23.5-110611	11/6/2011	38			<23	U		<18	U		<18	U		<18	U		<12	U		<12	U	
		VMP-1-23.5-013112	1/31/2012	32			<46	U		<36	U		<36	U		<36	U		<24	U		<24	U	
	38.5 ft	VMP-1-38.5	11/2/2009	380			<8.6	U		<6.7	U		<6.7	U		<6.7	U		<4.5	U		<4.5	U	
VMP-2	5 ft	VMP-2-5	11/2/2009	8			<1.1	U		<0.87	U		<0.87	U		<0.87	U		<0.59	U		<0.59	U	
		VMP-2-5-083110	8/31/2010	28			<3.4	U		<2.7	U		<2.7	U		<2.7	U		<1.8	U		<1.8	U	
		VMP-2-5-111610	11/16/2010	<2.3	U		<5.1	U		<4	U		<4	U		<4	U		<2.7	U		<2.7	U	
		VMP-2-5-020411	2/4/2011	4.9			<1.3	U		<1	U		<1	U		<1	U		<0.7	U		<0.7	U	
		VMP-2-5-041311	4/13/2011	0.044			<0.011	U		<0.0084	U		<0.0084	U		<0.0084	J	U	<0.0056	U		<0.0056	U	
		VMP-2-5-080211	8/2/2011	35			<11	U		<8.7	U		<8.7	U		<8.7	U		<5.8	U		<5.8	U	
		VMP-2-5-110711	11/7/2011	<0.0029	U		<0.0066	U		<0.0051	U		<0.0051	U		<0.0051	U		<0.0035	U		<0.0035	U	
		VMP-2-5-012512	1/25/2012	0.27	J		<0.74	U		<0.58	U		<0.58	U		<0.58	U		<0.39	U		<0.39	U	
	8.5 ft	VMP-2-8.5	11/3/2009	0.24			<0.39	U		<0.31	U		<0.31	U		<0.31	U		<0.21	U		<0.21	U	
		VMP-2-8.5-D	11/3/2009	0.29			<0.41	U		<0.32	U		<0.32	U		<0.32	U		<0.22	U		<0.22	U	
		VMP-2-8.5-083110	8/31/2010	57			<3.5	U		<2.8	U		<2.8	U		<2.8	U		<1.9	U		<1.9	U	
		VMP-2-8.5-111610	11/16/2010	<4.3	U		<9.7	U		<7.6	U		<7.6	U		<7.6	U		<5.1	U		<5.1	U	
		VMP-2-8.5-020411	2/4/2011	9.6			<3.3	U		<2.6	U		<2.6	U		<2.6	U		<1.7	U		<1.7	U	
		VMP-2-8.5-041311	4/13/2011	0.14	J		<1	U		<0.79	U		<0.79	U		<0.79	U		<0.53	U		0.1	J	
		VMP-2-8.5-080211	8/2/2011	52			<41	U		<32	U		<32	U		<32	U		<21	U		<21	U	
		VMP-2-8.5-110711	11/7/2011	<0.039	U		<0.088	U		<0.068	U		<0.068	U		<0.068	U		<0.046	U		<0.046	U	
		VMP-2-8.5-012612	1/26/2012	4.1			<3.9	U		<3	U		<3	U		<3	U		<2	U		<2	U	
		VMP-2-8.5-012612-Dup	1/26/2012	5.4		J	<3.9	U		<3	U		<3	U		<3	U		<2	U		<2	U	
	22 ft	VMP-2-22	11/3/2009	11			<2.2	U		<1.7	U		<1.7	U		<1.7	U		<1.1	U		<1.1	U	
		VMP - 2 - 22 - 083110	8/31/2010	81			<5.4	U		<4.2	U		<4.2	U		<4.2	U		<2.8	U		<2.8	U	
		VMP-2-22-111610	11/16/2010	<4.5	U		<10	U		<7.9	U		<7.9	U		<7.9	U		<5.3	U		<5.3	U	
		VMP-2-22-020411	2/4/2011	29			<4.6	U		<3.6	U		<3.6	U		<3.6	U		<2.4	U		<2.4	U	
		VMP-2-22-041311	4/13/2011	4.2	J		<13	U		<10	U		<10	U		<10	U		<7.1	U		<7.1	U	
		VMP-2-22-080211	8/2/2011	57			<54	U		<42	U		<42	U		<42	U		<28	U		<28	U	
		VMP-2-22-110711	11/7/2011	1.1	J		<2.9	U		<2.2	U		<2.2	U		<2.2	U		<1.5	U		0.42	J	
		VMP-2-22-012612	1/26/2012	6.4		J	<6	U		<4.6	U		<4.6	U		<4.6	U		<3.1	U		<3.1	U	
	42 ft	VMP-2-42	11/3/2009	920			<42	U		<33	U		<33	U		<33	U		<22	U		<22	U	

TABLE 3 CUMULATIVE SUMMARY OF SOIL VAPOR ANALYTICAL DETECTIONS AND SCREENING RESULTS: VILLAGE - VOCS

				1,1-Dichloroethene			cis-1,2-Dichloroethene			Dichlorodifluoromethane			Dichloromethane (Methylene chloride)			1,2-Dichloropropane			trans-1,3-Dichloropropene			1,4-Dioxane		
Screening Values (mg/m³)				240			1,100,000						5.6			0.062			0.9			0.22		
Location	Depth	Sample ID	Sample Date	Result (mg/m³)	Lab Qualifier	URS Qualifier	Result (mg/m³)	Lab Qualifier	URS Qualifier	Result (mg/m³)	Lab Qualifier	URS Qualifier	Result (mg/m³)	Lab Qualifier	URS Qualifier	Result (mg/m³)	Lab Qualifier	URS Qualifier	Result (mg/m³)	Lab Qualifier	URS Qualifier	Result (mg/m³)	Lab Qualifier	URS Qualifier
VMP-1	5 ft	VMP-1-5	11/2/2009	<0.47	U		<0.47	U		<0.59	U		<0.41	U		<0.55	U		<0.54	U		<1.7	U	
		VMP-1-5-082510	8/25/2010	<0.017	U		<0.017	U		0.0028	J		<0.015	U		<0.02	U		<0.019	U		0.015	J	
		VMP-1-5-111710	11/17/2010	<0.02	U		<0.02	U		<0.025	U		<0.018	U		<0.024	U		<0.023	U		<0.074	U	
		VMP-1-5-020411	2/4/2011	<0.4	U		<0.4	U		<0.5	U		<0.35	U		<0.47	U		<0.46	U		<1.4	U	
		VMP-1-5-041211	4/12/2011	<0.0052	U		<0.0052	U		0.002	J		0.0012	J		<0.0061	U		<0.006	U		<0.019	U	
		VMP-1-5-080111	8/1/2011	<0.0052	U		<0.0052	U		0.0023	J		0.0098			<0.0061	U		<0.006	U		<0.019	U	
		VMP-1-5-110311	11/3/2011	<14	U		<14	U		<17	U		2.9	J		<16	U		<16	U		<50	U	
		VMP-1-5-013012	1/30/2012	<1.2	U		<1.2	U		<1.4	U		0.37	J	J	<1.3	U		<1.3	U		<4.2	U	
	8.5 ft	VMP-1-8.5	11/2/2009	<0.65	U		<0.65	U		<0.81	U		<0.57	U		<0.76	U		<0.74	U		<2.4	U	
		VMP-1-8.5-082510	8/25/2010	<0.051	U		<0.051	U		<0.064	U		<0.045	U		<0.059	U		<0.058	U		<0.18	U	
		VMP-1-8.5-111710	11/17/2010	<0.0098	U		<0.0098	U		0.0023	J		<0.0086	U		<0.011	U		<0.011	U		<0.036	U	
		VMP-1-8.5-111710-Dup	11/17/2010	<0.0098	U		<0.0098	U		0.0024	J		<0.0086	U		<0.011	U		<0.011	U		<0.036	U	
		VMP-1-8.5-020411	2/4/2011	<0.79	U		<0.79	U		<0.98	U		<0.69	U		<0.92	U		<0.9	U		<2.9	U	
		VMP-1-8.5-041211	4/12/2011	<0.0069	U		<0.0069	U		0.002	J		<0.006	U		<0.008	U		<0.0079	U		<0.025	U	
		VMP-1-8.5-080111	8/1/2011	<2.8	U		<2.8	U		<3.6	U		<2.5	U		<3.3	U		<3.3	U		<10	U	
		VMP-1-8.5-080111-Dup	8/1/2011	<2.8	U		<2.8	U		<3.5	U		<2.4	U		<3.2	U		<3.2	U		<10	U	
		VMP-1-8.5-110311	11/3/2011	<32	U		<32	U		<40	U		<28	U		<37	U		<36	U		<120	U	
		VMP-1-8.5-013012	1/30/2012	<6.9	U		<6.9	U		<8.6	U		1.9	J		<8.1	U		<7.9	U		<25	U	
	23.5 ft	VMP-1-23.5	11/2/2009	<1.6	U		<1.6	U		<2	U		<1.4	U		<1.8	U		<1.8	U		<5.7	U	
		VMP-1-23.5-083010	8/30/2010	<1.8	U		<1.8	U		<2.2	U		<1.6	U		<2.1	U		<2	U		<6.5	U	
		VMP-1-23.5-111810	11/17/2010	<0.0049	U		<0.0049	U		0.0023	J		0.00074	J		0.0014	J		<0.0056	U		<0.018	U	
		VMP-1-23.5-020411	2/4/2011	<4.6	U		<4.6	U		<5.8	U		<4	U		<5.4	U		<5.3	U		<17	U	
		VMP-1-23.5-041211	4/12/2011	<7.5	U		<7.5	U		<9.4	U		2.6	J		<8.8	U		<8.6	U		<27	U	
		VMP-1-23.5-041211-Dup	4/12/2011	<9.5	U		<9.5	U		<12	U		1.5	J		<11	U		<11	U		<34	U	
		VMP-1-23.5-080111	8/1/2011	<51	U		<51	U		<64	U		<45	U		<60	U		<58	U		<180	U	
		VMP-1-23.5-110611	11/6/2011	<12	U		<12	U		<15	U		3	J		<14	U		<14	U		<44	U	
		VMP-1-23.5-013112	1/31/2012	<24	U		<24	U		<30	U		<21	U		<28	U		<27	U		<86	U	
	38.5 ft	VMP-1-38.5	11/2/2009	<4.4	U		<4.4	U		<5.5	U		<3.9	U		<5.2	U		<5.1	U		<16	U	
VMP-2	5 ft	VMP-2-5	11/2/2009	<0.58	U		<0.58	U		<0.72	U		<0.5	U		<0.67	U		<0.66	U		<2.1	U	
		VMP-2-5-083110	8/31/2010	<1.8	U		<1.8	U		<2.2	U		<1.6	U		<2.1	U		<2	U		<6.5	U	
		VMP-2-5-111610	11/16/2010	<2.6	U		<2.6	U		<3.3	U		<2.3	U		<3	U		<3	U		<9.5	U	
		VMP-2-5-020411	2/4/2011	<0.68	U		<0.68	U		<0.85	U		<0.6	U		<0.8	U		<0.78	U		<2.5	U	
		VMP-2-5-041311	4/13/2011	<0.0055	U		<0.0055	U		0.0022	J		0.00083	J		<0.0064	U		<0.0063	U		<0.02	U	
		VMP-2-5-080211	8/2/2011	<5.7	U		<5.7	U		<7.1	U		<5	U		<6.7	U		<6.6	U		<21	U	
		VMP-2-5-110711	11/7/2011	<0.0034	U		<0.0034	U		0.0031	J		0.0012	J		0.0005	J		<0.0039	U		<0.012	U	
		VMP-2-5-012512	1/25/2012	<0.38	U		<0.38	U		<0.48	U		1			<0.45	U		<0.44	U		<1.4	U	
	8.5 ft	VMP-2-8.5	11/3/2009	<0.2	U		<0.2	U		<0.25	U		<0.18	U	UJ	<0.24	U		<0.23	U		<0.74	U	
		VMP-2-8.5-D	11/3/2009	<0.21	U		<0.21	U		<0.27	U		<0.19	U	UJ	<0.25	U		<0.24	U		<0.78	U	
		VMP-2-8.5-083110	8/31/2010	<1.8	U		<1.8	U		<2.3	U		<1.6	U		<2.1	U		<2.1	U		<6.6	U	
		VMP-2-8.5-111610	11/16/2010	<5	U		<5	U		<6.2	U		<4.4	U		<5.8	U		<5.7	U		<18	U	
		VMP-2-8.5-020411	2/4/2011	<1.7	U		<1.7	U		<2.1	U		<1.5	U		<2	U		<2	U		<6.2	U	
		VMP-2-8.5-041311	4/13/2011	0.076	J		<0.52	U		<0.65	U		<0.46	U		<0.61	U		<0.6	U		<1.9	U	
		VMP-2-8.5-080211	8/2/2011	<21	U		<21	U		<26	U		<18	U		<24	U		<24	U		<76	U	
		VMP-2-8.5-110711	11/7/2011	<0.045	U		<0.045	U		<0.056	U		<0.04	U		<0.053	U		<0.052	U		<0.16	U	
		VMP-2-8.5-012612	1/26/2012	<2	U		<2	U		<2.5	U		<1.8	U		<2.3	U		<2.3	U		<7.3	U	
		VMP-2-8.5-012612-Dup	1/26/2012	<2	U		<2	U		<2.5	U		<1.8	U		<2.3	U		<2.3	U		<7.3	U	
	22 ft	VMP-2-22	11/3/2009	<1.1	U		<1.1	U		<1.4	U		<0.97	U		<1.3	U		<1.3	U		<4	U	
		VMP - 2 - 22 - 083110	8/31/2010	<2.8	U		<2.8	U		<3.5	U		<2.4	U		<3.2	U		<3.2	U		<10	U	
		VMP-2-22-111610	11/16/2010	<5.2	U		<5.2	U		<6.5	U		<4.6	U		<6.1	U		<6	U		<19	U	
		VMP-2-22-020411	2/4/2011	<2.4	U		<2.4	U		<2.9	U		<2.1	U		<2.7	U		<2.7	U		<8.6	U	
		VMP-2-22-041311	4/13/2011	<6.9	U		<6.9	U		<8.6	U		<6.1	U		<8.1	U		<7.9	U		<25	U	
		VMP-2-22-080211	8/2/2011	<28	U		<28	U		<35	U		<24	U		<32	U		<32	U		<100	U	
		VMP-2-22-110711	11/7/2011	<1.5	U		<1.5	U		<1.8	U	UJ	<1.3	U		<1.7	U		<1.7	U		<5.4	U	
		VMP-2-22-012612	1/26/2012	<3.1	U		<3.1	U		<3.8	U		<2.7	U		<3.6	U		<3.5	U		<11	U	
	42 ft	VMP-2-42	11/3/2009	<22	U		<22	U		<27	U		<19	U		<25	U		<25	U		<79	U	

See last page of table for notes.

TABLE 3 CUMULATIVE SUMMARY OF SOIL VAPOR ANALYTICAL DETECTIONS AND SCREENING RESULTS: VILLAGE - VOCS

				Ethanol			Ethylbenzene			4-Ethyltoluene			Freon 113			Heptane			Hexachlorobutadiene			Hexane		
Screening Values (mg/m³)							1,400																	
Location	Depth	Sample ID	Sample Date	Result (mg/m³)	Lab Qualifier	URS Qualifier	Result (mg/m³)	Lab Qualifier	URS Qualifier	Result (mg/m³)	Lab Qualifier	URS Qualifier	Result (mg/m³)	Lab Qualifier	URS Qualifier	Result (mg/m³)	Lab Qualifier	URS Qualifier	Result (mg/m³)	Lab Qualifier	URS Qualifier	Result (mg/m³)	Lab Qualifier	URS Qualifier
VMP-1	5 ft	VMP-1-5	11/2/2009	<0.9	U		<0.52	U		<0.58	U		<0.91	U		3.8			<5.1	U		53		
		VMP-1-5-082510	8/25/2010	0.03	J		<0.018	U		<0.021	U		<0.032	U		<0.017	U		<0.18	U		0.025		
		VMP-1-5-111710	11/17/2010	0.0087	J		0.0052	J		<0.025	U		<0.039	U		0.16			<0.22	U		0.4		
		VMP-1-5-020411	2/4/2011	<0.76	U		<0.44	U		<0.5	U		<0.77	U		<0.41	U		<4.3	U		9.4		
		VMP-1-5-041211	4/12/2011	<0.0099	U		0.017			0.0018	J		<0.01	U		0.45			<0.056	U		0.53		
		VMP-1-5-080111	8/1/2011	0.078			0.0026	J		0.0026	J		<0.01	U		0.012			<0.056	U		0.037		
		VMP-1-5-110311	11/3/2011	<26	U		<15	U		<17	U		<27	U		<14	U		<150	U		13		
		VMP-1-5-013012	1/30/2012	<2.2	U		<1.3	U		<1.4	U		<2.2	U		11		J	<12	U		66		J
	8.5 ft	VMP-1-8.5	11/2/2009	<1.2	U		<0.71	U		<0.8	U		<1.2	U		1.7			<7	U		16		
		VMP-1-8.5-082510	8/25/2010	<0.097	U		<0.056	U		<0.063	U		<0.098	U		<0.053	U		<0.55	U		<0.045	U	
		VMP-1-8.5-111710	11/17/2010	0.011	J		0.0048	J		<0.012	U		<0.019	U		0.075			<0.1	U		0.088		
		VMP-1-8.5-111710-Dup	11/17/2010	0.009	J		0.0031	J		<0.012	U		<0.019	U		0.06			<0.1	U		0.076		
		VMP-1-8.5-020411	2/4/2011	2.1			<0.86	U		<0.98	U		<1.5	U		<0.81	U		<8.5	U		11		
		VMP-1-8.5-041211	4/12/2011	<0.013	J	U	0.01			0.0023	J		<0.013	U		0.17			<0.074	U		0.14		
		VMP-1-8.5-080111	8/1/2011	<5.4	U		<3.1	U		<3.5	U		<5.5	U		<3	U		<31	U		5.1		
		VMP-1-8.5-080111-Dup	8/1/2011	<5.3	U		<3.1	U		<3.5	U		<5.4	U		<2.9	U		<30	U		17		
		VMP-1-8.5-110311	11/3/2011	<61	U		<35	U		<40	U		<62	U		<33	U		<340	U		36		
		VMP-1-8.5-013012	1/30/2012	<13	U		<7.6	U		<8.6	U		<13	U		10			<75	U		58		
	23.5 ft	VMP-1-23.5	11/2/2009	<3	U		<1.7	U		<1.9	U		<3	U		24			<17	U		140		
		VMP-1-23.5-083010	8/30/2010	<3.4	U		<1.9	U		<2.2	U		<3.4	U		44			<19	U		260		
		VMP-1-23.5-111810	11/17/2010	0.0087	J		0.0015	J		<0.0061	U		<0.0095	U		0.015			<0.053	U		0.016		
		VMP-1-23.5-020411	2/4/2011	<8.8	U		<5	U		<5.7	U		<8.9	U		<4.8	U		<50	U		300		
		VMP-1-23.5-041211	4/12/2011	4.9	J		0.93	J		<9.3	U		<14	U		4.2	J		<81	U		9.7		
		VMP-1-23.5-041211-Dup	4/12/2011	<18	U		1.3	J		<12	U		<18	U		6.8	J		<100	U		14		
		VMP-1-23.5-080111	8/1/2011	<97	U		<56	U		<63	U		<99	U		49	J		<550	U		320		
		VMP-1-23.5-110611	11/6/2011	<23	U		<13	U		<15	U		<23	U		18			<130	U		58		
		VMP-1-23.5-013112	1/31/2012	<45	U		<26	U		<29	U		<46	U		11	J		<260	U		92		
	38.5 ft	VMP-1-38.5	11/2/2009	<8.4	U		<4.9	U		<5.5	U		<8.6	U		130			<48	U		1000		
VMP-2	5 ft	VMP-2-5	11/2/2009	<1.1	U		<0.63	U		<0.72	U		<1.1	U		1.3			<6.2	U		13		
		VMP-2-5-083110	8/31/2010	<3.4	U		<1.9	U		<2.2	U		<3.4	U		<1.8	U		<19	U		<1.6	U	
		VMP-2-5-111610	11/16/2010	<5	U		<2.9	U		<3.2	U		<5	U		<2.7	U		<28	U		42		
		VMP-2-5-020411	2/4/2011	<1.3	U		<0.75	U		<0.85	U		<1.3	U		<0.71	U		<7.4	U		2.7		
		VMP-2-5-041311	4/13/2011	0.0071	J		0.0096			0.0011	J		<0.011	U		0.13			<0.059	U		0.087		
		VMP-2-5-080211	8/2/2011	<11	U		<6.3	U		<7.1	U		<11	U		<5.9	U		<62	U		32		
		VMP-2-5-110711	11/7/2011	0.036			0.00091	J		0.0012	J		<0.0066	U		0.0019	J		<0.036	U		<0.003	J	U
		VMP-2-5-012512	1/25/2012	0.93			0.058	J		<0.48	U		<0.74	U		<0.4	U		<4.1	U		0.57		
	8.5 ft	VMP-2-8.5	11/3/2009	<0.38	U		<0.22	U		<0.25	U		<0.39	U		<0.21	U		<2.2	U		<0.18	U	
		VMP-2-8.5-D	11/3/2009	<0.41	U		<0.23	U		<0.26	U		<0.41	U		<0.22	U		<2.3	U		<0.19	U	
		VMP-2-8.5-083110	8/31/2010	<3.5	U		<2	U		<2.3	U		<3.5	U		<1.9	U		<20	U		38		
		VMP-2-8.5-111610	11/16/2010	<9.5	U		<5.5	U		<6.2	U		<9.6	U		<5.2	U		<54	U		54		
		VMP-2-8.5-020411	2/4/2011	<3.2	U		<1.9	U		<2.1	U		<3.3	U		<1.8	U		<18	U		6.1		
		VMP-2-8.5-041311	4/13/2011	<0.99	U		<0.57	U		<0.65	U		<1	U		0.38	J		<5.6	U		0.16	J	
		VMP-2-8.5-080211	8/2/2011	<40	U		<23	U		<26	U		<41	U		<22	U		<230	U		56		
		VMP-2-8.5-110711	11/7/2011	0.035	J		<0.049	U		<0.056	U		<0.087	U		<0.047	U		<0.49	U		<0.04	U	
		VMP-2-8.5-012612	1/26/2012	<3.8	U		<2.2	U		<2.5	U		<3.9	U		<2.1	U		<22	U		1.7	J	
		VMP-2-8.5-012612-Dup	1/26/2012	<3.8	U		<2.2	U		<2.5	U		<3.9	U		<2.1	U		<22	U		2.3		J
	22 ft	VMP-2-22	11/3/2009	<2.1	U		<1.2	U		<1.4	U		<2.1	U		1.6			<12	U		13		
		VMP - 2 - 22 - 083110	8/31/2010	<5.3	U		<3.1	U		<3.5	U		<5.4	U		<2.9	U		<30	U		63		
		VMP-2-22-111610	11/16/2010	<9.9	U		<5.7	U		<6.5	U		<10	U		<5.4	U		<56	U		78		
		VMP-2-22-020411	2/4/2011	<4.5	U		<2.6	U		<2.9	U		<4.6	U		<2.4	U		<25	U		35		
		VMP-2-22-041311	4/13/2011	<13	U		<7.6	U		<8.6	U		<13	U		<7.2	U		<74	U		1.7	J	
		VMP-2-22-080211	8/2/2011	<53	U		<31	U		<35	U		<54	U		<29	U		<300	U		59		
		VMP-2-22-110711	11/7/2011	0.68	J		<1.6	U		<1.8	U		<2.9	U		<1.5	U		<16	U		0.47	J	
		VMP-2-22-012612	1/26/2012	<5.8	U		<3.4	U		<3.8	U		<5.9	U		<3.2	U		<33	U		3.6		J
	42 ft	VMP-2-42	11/3/2009	<41	U	UJ	130			<27	U		<42	U		1800			<230	U		7000		

See last page of table for notes.

TABLE 3 CUMULATIVE SUMMARY OF SOIL VAPOR ANALYTICAL DETECTIONS AND SCREENING RESULTS: VILLAGE - VOCS

				2-Hexanone (Methyl N-Butyl Ketone)			Isopentane			Isopropylbenzene (Cumene)			4-Methyl-2-pentanone (Methyl Isobutyl Ketone)			Methyl tert-Butyl Ether (MTBE)			2-Propanol			n-Propylbenzene		
Screening Values (mg/m³)										600						3,400								
Location	Depth	Sample ID	Sample Date	Result (mg/m³)	Lab Qualifier	URS Qualifier	Result (mg/m³)	Lab Qualifier	URS Qualifier	Result (mg/m³)	Lab Qualifier	URS Qualifier	Result (mg/m³)	Lab Qualifier	URS Qualifier	Result (mg/m³)	Lab Qualifier	URS Qualifier	Result (mg/m³)	Lab Qualifier	URS Qualifier	Result (mg/m³)	Lab Qualifier	URS Qualifier
VMP-1	5 ft	VMP-1-5	11/2/2009	<1.9	U					<0.58	U		<0.49	U		<0.43	U		<1.2	U		<0.58	U	
		VMP-1-5-082510	8/25/2010	<0.07	U					<0.021	U		<0.017	U		<0.015	U		<0.042	U		<0.021	U	
		VMP-1-5-111710	11/17/2010	<0.084	U					<0.025	U		<0.021	U		<0.018	U		<0.051	U		<0.025	U	
		VMP-1-5-020411	2/4/2011	<1.6	U					<0.5	U		<0.41	U		<0.36	U		1.9			<0.5	U	
		VMP-1-5-041211	4/12/2011	<0.022	U		0.099			0.0019	J		<0.0054	U		<0.0048	U		0.0032	J		0.0038	J	
		VMP-1-5-080111	8/1/2011	0.0024	J		0.45			0.03			0.081			<0.0048	U		0.026			0.0013	J	
		VMP-1-5-110311	11/3/2011	<57	U		2100			<17	U		<14	U		<13	U		<34	U		<17	U	
		VMP-1-5-013012	1/30/2012	<4.8	U		3000		J	<1.4	U		<1.2	U		<1	U		<2.9	U		<1.4	U	
	8.5 ft	VMP-1-8.5	11/2/2009	<2.7	U					<0.8	U		<0.67	U		<0.59	U		<1.6	U		<0.8	U	
		VMP-1-8.5-082510	8/25/2010	<0.21	U					<0.063	U		<0.053	U		<0.046	U		<0.13	U		<0.063	U	
		VMP-1-8.5-111710	11/17/2010	<0.04	U					<0.012	U		<0.01	U		<0.0089	U		<0.024	U		0.0022	J	
		VMP-1-8.5-111710-Dup	11/17/2010	<0.04	U					<0.012	U		<0.01	U		0.00094	J		0.015	J		0.0021	J	
		VMP-1-8.5-020411	2/4/2011	<3.2	U					<0.98	U		<0.81	U		<0.72	U		<2	U		<0.98	U	
		VMP-1-8.5-041211	4/12/2011	<0.028	U		0.046			0.0013	J		<0.0071	U		<0.0063	U		<0.017	U		0.0025	J	
		VMP-1-8.5-080111	8/1/2011	<12	U		1300			<3.5	U		<2.9	U		<2.6	U		<7.1	U		<3.5	U	
		VMP-1-8.5-080111-Dup	8/1/2011	<12	U		1300			<3.5	U		<2.9	U		<2.5	U		<6.9	U		<3.5	U	
		VMP-1-8.5-110311	11/3/2011	<130	U		4500			<40	U		<33	U		<29	U		<79	U		<40	U	
		VMP-1-8.5-013012	1/30/2012	<29	U		3200		J	<8.6	U		<7.2	U		<6.3	U		<17	U		<8.6	U	
	23.5 ft	VMP-1-23.5	11/2/2009	<6.5	U					<1.9	U		<1.6	U		<1.4	U		<3.9	U		<1.9	U	
		VMP-1-23.5-083010	8/30/2010	<7.3	U					<2.2	U		<1.8	U		<1.6	U		<4.4	U		<2.2	U	
		VMP-1-23.5-111810	11/17/2010	<0.02	U					<0.0061	U		<0.005	U		0.00052	J		0.0052	J		<0.0061	U	
		VMP-1-23.5-020411	2/4/2011	<19	U					<5.7	U		<4.8	U		<4.2	U		<11	U		<5.7	U	
		VMP-1-23.5-041211	4/12/2011	<31	U		900		J	<9.3	U		<7.8	U		<6.8	U		12	J		<9.3	U	
		VMP-1-23.5-041211-Dup	4/12/2011	<39	U		1300		J	<12	U		<9.8	U		<8.6	U		8.1	J		<12	U	
		VMP-1-23.5-080111	8/1/2011	<210	U		16000			<63	U		<53	U		<46	U		14	J		<63	U	
		VMP-1-23.5-110611	11/6/2011	<50	U		6000			<15	U		<12	U		<11	U		<30	U		<15	U	
		VMP-1-23.5-013112	1/31/2012	<98	U		5600			<29	U		<24	U		<22	U		<59	U		<29	U	
	38.5 ft	VMP-1-38.5	11/2/2009	<18	U					<5.5	U		<4.6	U		<4	U		<11	U		<5.5	U	
VMP-2	5 ft	VMP-2-5	11/2/2009	<2.4	U					<0.72	U		<0.6	U		<0.52	U		<1.4	U		<0.72	U	
		VMP-2-5-083110	8/31/2010	<7.3	U					<2.2	U		<1.8	U		<1.6	U		<4.4	U		<2.2	U	
		VMP-2-5-111610	11/16/2010	<11	U					<3.2	U		<2.7	U		<2.4	U		<6.5	U		<3.2	U	
		VMP-2-5-020411	2/4/2011	<2.8	U					<0.85	U		<0.71	U		<0.62	U		<1.7	U		<0.85	U	
		VMP-2-5-041311	4/13/2011	<0.023	U		0.1			0.0013	J		<0.0057	U		0.00046	J		<0.014	U		0.0022	J	
		VMP-2-5-080211	8/2/2011	<24	U		6800			<7.1	U		<5.9	U		<5.2	U		<14	U		<7.1	U	
		VMP-2-5-110711	11/7/2011	0.00074	J		<0.01	U		0.0044			0.033			<0.0031	U		0.016			0.00028	J	
		VMP-2-5-012512	1/25/2012	<1.6	U		2.3			<0.48	U		<0.4	U		<0.35	U		0.75	J		<0.48	U	
	8.5 ft	VMP-2-8.5	11/3/2009	<0.84	U					<0.25	U		<0.21	U		<0.18	U		<0.5	U		<0.25	U	
		VMP-2-8.5-D	11/3/2009	<0.88	U					<0.26	U		<0.22	U		<0.19	U		<0.53	U		<0.26	U	
		VMP-2-8.5-083110	8/31/2010	<7.5	U					<2.3	U		<1.9	U		<1.6	U		<4.5	U		<2.3	U	
		VMP-2-8.5-111610	11/16/2010	<21	U					<6.2	U		<5.2	U		<4.5	U		<12	U		<6.2	U	
		VMP-2-8.5-020411	2/4/2011	<7	U					<2.1	U		<1.8	U		<1.6	U		<4.2	U		<2.1	U	
		VMP-2-8.5-041311	4/13/2011	<2.2	U		3.5			0.18	J		0.18	J		<0.47	U		<1.3	U		<0.65	U	
		VMP-2-8.5-080211	8/2/2011	<87	U		8300			<26	U		<22	U		<19	U		11	J		<26	U	
		VMP-2-8.5-110711	11/7/2011	<0.19	U		<0.13	U		<0.056	U		0.017	J		<0.041	U		<0.11	U		<0.056	U	
		VMP-2-8.5-012612	1/26/2012	<8.3	U		860			<2.5	U		<2.1	U		<1.8	U		<5	U		<2.5	U	
		VMP-2-8.5-012612-Dup	1/26/2012	<8.3	U		1000		J	<2.5	U		<2.1	U		<1.8	U		<5	U		<2.5	U	
	22 ft	VMP-2-22	11/3/2009	<4.6	U					<1.4	U		<1.1	U		<1	U		<2.8	U		<1.4	U	
		VMP - 2 - 22 - 083110	8/31/2010	<12	U					<3.5	U		<2.9	U		<2.5	U		<6.9	U		<3.5	U	
		VMP-2-22-111610	11/16/2010	<22	U					<6.5	U		<5.4	U		<4.8	U		<13	U		<6.5	U	
		VMP-2-22-020411	2/4/2011	<9.7	U					<2.9	U		<2.4	U		<2.1	U		<5.8	U		<2.9	U	
		VMP-2-22-041311	4/13/2011	<28	U		1400			<8.6	U		1.6	J		<6.3	U		<17	U		<8.6	U	
		VMP-2-22-080211	8/2/2011	<120	U		8600			<35	U		<29	U		<25	U		<69	U		<35	U	
		VMP-2-22-110711	11/7/2011	<6.1	U		560			<1.8	U		<1.5	U		<1.3	U		<3.7	U		<1.8	U	
		VMP-2-22-012612	1/26/2012	<13	U		1200		J	<3.8	U		<3.2	U		<2.8	U		<7.6	U		<3.8	U	
	42 ft	VMP-2-42	11/3/2009	<90	U					<27	U		<22	U		<20	U		<54	U		<27	U	

TABLE 3 CUMULATIVE SUMMARY OF SOIL VAPOR ANALYTICAL DETECTIONS AND SCREENING RESULTS: VILLAGE - VOCS

				Styrene			Tetrachloroethene			Tetrahydrofuran			Toluene			1,2,4-Trichlorobenzene			1,1,1-Trichloroethane (Methyl chloroform)			1,1,2-Trichloroethane		
Screening Values (mg/m³)				1,400			0.55						6,200			11			6,600			170,000		
Location	Depth	Sample ID	Sample Date	Result (mg/m³)	Lab Qualifier	URS Qualifier	Result (mg/m³)	Lab Qualifier	URS Qualifier	Result (mg/m³)	Lab Qualifier	URS Qualifier	Result (mg/m³)	Lab Qualifier	URS Qualifier	Result (mg/m³)	Lab Qualifier	URS Qualifier	Result (mg/m³)	Lab Qualifier	URS Qualifier	Result (mg/m³)	Lab Qualifier	URS Qualifier
VMP-1	5 ft	VMP-1-5	11/2/2009	<0.51	U		<0.81	U		<0.35	U		0.63			<3.5	U		<0.65	U		<0.65	U	
		VMP-1-5-082510	8/25/2010	<0.018	U		<0.029	U		<0.012	U		0.0031	J		<0.13	U		<0.023	U		<0.023	U	
		VMP-1-5-111710	11/17/2010	0.0059	J		<0.035	U		<0.015	U		<0.019	U		<0.15	U		<0.028	U		<0.028	U	
		VMP-1-5-020411	2/4/2011	<0.43	U		<0.68	U		<0.3	U		<0.38	U		<3	U		<0.55	U		<0.55	U	
		VMP-1-5-041211	4/12/2011	<0.0056	U		0.002	J		<0.0039	U		0.0024	J		<0.039	J	U	<0.0072	U		<0.0072	U	
		VMP-1-5-080111	8/1/2011	0.0021	J		<0.009	U		0.0016	J		0.032			<0.039	U		<0.0072	U		<0.0072	U	
		VMP-1-5-110311	11/3/2011	<15	U		<24	U		<10	U		<13	U		<100	U		<19	U		<19	U	
		VMP-1-5-013012	1/30/2012	<1.2	U		<2	U		<0.86	U		<1.1	U		<8.6	U		<1.6	U		<1.6	U	
	8.5 ft	VMP-1-8.5	11/2/2009	<0.7	U		<1.1	U		<0.48	U		<0.62	U		<4.8	U		<0.89	U		<0.89	U	
		VMP-1-8.5-082510	8/25/2010	<0.055	U		<0.087	U		<0.038	U		<0.048	U		<0.38	U		<0.07	U		<0.07	U	
		VMP-1-8.5-111710	11/17/2010	0.0034	J		<0.017	U		<0.0073	U		<0.0093	U		<0.073	U		<0.013	U		<0.013	U	
		VMP-1-8.5-111710-Dup	11/17/2010	0.0022	J		<0.017	U		<0.0073	U		0.002	J		<0.073	U		<0.013	U		<0.013	U	
		VMP-1-8.5-020411	2/4/2011	<0.84	U		<1.3	U		<0.58	U		<0.75	U		<5.9	U		<1.1	U		<1.1	U	
		VMP-1-8.5-041211	4/12/2011	<0.0074	U		0.00097	J		<0.0051	U		0.0022	J		<0.052	J	U	<0.0095	U		<0.0095	U	
		VMP-1-8.5-080111	8/1/2011	<3.1	U		<4.9	U		<2.1	U		<2.7	U		<21	U		<3.9	U		<3.9	U	
		VMP-1-8.5-080111-Dup	8/1/2011	<3	U		<4.8	U		<2.1	U		<2.6	U		<21	U		<3.8	U		<3.8	U	
		VMP-1-8.5-110311	11/3/2011	<34	U		<55	U		<24	U		<30	U		<240	U		<44	U		<44	U	
		VMP-1-8.5-013012	1/30/2012	<7.4	U		<12	U		<5.2	U		<6.6	U		<52	U		<9.5	U		<9.5	U	
	23.5 ft	VMP-1-23.5	11/2/2009	<1.7	U		<2.7	U		<1.2	U		<1.5	U		<12	U		<2.2	U		<2.2	U	
		VMP-1-23.5-083010	8/30/2010	<1.9	U		<3	U		<1.3	U		<1.7	U		<13	U		<2.4	U		<2.4	U	
		VMP-1-23.5-111810	11/17/2010	0.003	J		<0.0084	J	U	<0.0036	U		0.001	J		<0.037	U		<0.0067	U		<0.0067	U	
		VMP-1-23.5-020411	2/4/2011	<5	U		<7.9	U		<3.4	U		<4.4	U		<34	U		<6.4	U		<6.4	U	
		VMP-1-23.5-041211	4/12/2011	<8.1	U		<13	U		<5.6	U		1.9	J		<56	U		<10	U		<10	U	
		VMP-1-23.5-041211-Dup	4/12/2011	<10	U		<16	U		<7.1	U		<9	U		<71	U		<13	U		<13	U	
		VMP-1-23.5-080111	8/1/2011	<55	U		<88	U		<38	U		<49	U		<380	U		<70	U		<70	U	
		VMP-1-23.5-110611	11/6/2011	<13	U		5.4	J		<9	U		5.1	J		<90	U		<17	U		<17	U	
		VMP-1-23.5-013112	1/31/2012	<26	U		<41	U		<18	U		<23	U		<180	U		<33	U		<33	U	
	38.5 ft	VMP-1-38.5	11/2/2009	<4.8	U		<7.6	U		<3.3	U		<4.2	U		<33	U		<6.1	U		<6.1	U	
VMP-2	5 ft	VMP-2-5	11/2/2009	<0.62	U		<0.99	U		<0.43	U		<0.55	U		<4.3	U		<0.79	U		<0.79	U	
		VMP-2-5-083110	8/31/2010	<1.9	U		<3	U		<1.3	U		<1.7	U		<13	U		<2.4	U		<2.4	U	
		VMP-2-5-111610	11/16/2010	<2.8	U		<4.5	U		<1.9	U		<2.5	U		<20	U		<3.6	U		<3.6	U	
		VMP-2-5-020411	2/4/2011	<0.73	U		<1.2	U		<0.51	U		<0.65	U		<5.1	U		<0.94	U		<0.94	U	
		VMP-2-5-041311	4/13/2011	<0.0059	U		0.0042	J		<0.0041	U		0.0046	J		<0.041	U		<0.0076	U		<0.0076	U	
		VMP-2-5-080211	8/2/2011	<6.2	U		<9.8	U		<4.3	U		<5.4	U		<43	U		<7.9	U		<7.9	U	
		VMP-2-5-110711	11/7/2011	<0.0036	U		<0.0058	J	U	<0.0025	U		0.01			<0.025	U		<0.0047	U		<0.0047	U	
		VMP-2-5-012512	1/25/2012	<0.41	U		<0.66	U		<0.29	U		1.3			<2.9	U		<0.53	U		<0.53	U	
	8.5 ft	VMP-2-8.5	11/3/2009	<0.22	U		<0.34	U		<0.15	U		<0.19	U		<1.5	U		<0.28	U		<0.28	U	
		VMP-2-8.5-D	11/3/2009	<0.23	U		<0.37	U		<0.16	U		<0.2	U		<1.6	U		<0.29	U		<0.29	U	
		VMP-2-8.5-083110	8/31/2010	<2	U		<3.1	U		<1.4	U		<1.7	U		<14	U		<2.5	U		<2.5	U	
		VMP-2-8.5-111610	11/16/2010	<5.4	U		<8.5	U		<3.7	U		<4.7	U		<37	U		<6.9	U		<6.9	U	
		VMP-2-8.5-020411	2/4/2011	<1.8	U		<2.9	U		<1.3	U		<1.6	U		<13	U		<2.3	U		<2.3	U	
		VMP-2-8.5-041311	4/13/2011	<0.56	U		<0.89	U		<0.39	U		0.035	J		<3.9	U		0.078	J		<0.72	U	
		VMP-2-8.5-080211	8/2/2011	<22	U		<36	U		<16	U		<20	U		<160	U		<29	U		<29	U	
		VMP-2-8.5-110711	11/7/2011	<0.048	U		<0.077	U		<0.034	U		0.01	J		<0.34	U		<0.062	U		<0.062	U	
		VMP-2-8.5-012612	1/26/2012	<2.2	U		<3.4	U		<1.5	U		<1.9	U		<15	U		<2.8	U		<2.8	U	
		VMP-2-8.5-012612-Dup	1/26/2012	<2.2	U		<3.4	U		<1.5	U		<1.9	U		<15	U		<2.8	U		<2.8	U	
	22 ft	VMP-2-22	11/3/2009	<1.2	U		<1.9	U		<0.82	U		<1	U		<8.3	U		<1.5	U		<1.5	U	
		VMP - 2 - 22 - 083110	8/31/2010	<3	U		<4.8	U		<2.1	U		<2.6	U		<21	U		<3.8	U		<3.8	U	
		VMP-2-22-111610	11/16/2010	<5.6	U		<9	U		<3.9	U		<5	U		<39	U		<7.2	U		<7.2	U	
		VMP-2-22-020411	2/4/2011	<2.5	U		<4	U		<1.8	U		<2.2	U		<18	U		<3.2	U		<3.2	U	
		VMP-2-22-041311	4/13/2011	<7.4	U		<12	U		<5.1	U		<6.6	U		<52	U		<9.5	U		<9.5	U	
		VMP-2-22-080211	8/2/2011	<30	U		<48	U		<21	U		<26	U		<210	U		<38	U		<38	U	
		VMP-2-22-110711	11/7/2011	<1.6	U		0.81	J		<1.1	U		1.4			<11	U		<2	U		<2	U	
		VMP-2-22-012612	1/26/2012	<3.3	U		<5.2	U		<2.3	U		<2.9	U		<23	U		<4.2	U		<4.2	U	
	42 ft	VMP-2-42	11/3/2009	<23	U		<37	U		<16	U		59			<160	U		<30	U		<30	U	

See last page of table for notes.

TABLE 3 CUMULATIVE SUMMARY OF SOIL VAPOR ANALYTICAL DETECTIONS AND SCREENING RESULTS: VILLAGE - VOCS

				Trichloroethene			Trichlorofluoromethane			1,2,4-Trimethylbenzene			1,3,5-Trimethylbenzene			2,2,4-Trimethylpentane			m,p-Xylene			o-Xylene		
Screening Values (mg/m³)				1.5			860												130			120		
Location	Depth	Sample ID	Sample Date	Result (mg/m³)	Lab Qualifier	URS Qualifier	Result (mg/m³)	Lab Qualifier	URS Qualifier	Result (mg/m³)	Lab Qualifier	URS Qualifier	Result (mg/m³)	Lab Qualifier	URS Qualifier	Result (mg/m³)	Lab Qualifier	URS Qualifier	Result (mg/m³)	Lab Qualifier	URS Qualifier	Result (mg/m³)	Lab Qualifier	URS Qualifier
VMP-1	5 ft	VMP-1-5	11/2/2009	<0.64	U		<0.67	U		<0.58	U		<0.58	U		220			<0.52	U		<0.52	U	
		VMP-1-5-082510	8/25/2010	<0.023	U		<0.024	U		<0.021	U		<0.021	U		0.74			0.0024	J		<0.018	U	
		VMP-1-5-111710	11/17/2010	<0.028	U		<0.029	U		<0.025	U		<0.025	U		5.3			0.0043	J		<0.022	U	
		VMP-1-5-020411	2/4/2011	<0.54	U		<0.57	U		<0.5	U		<0.5	U		270			<0.44	U		<0.44	U	
		VMP-1-5-041211	4/12/2011	<0.0071	J	U	0.0012	J		0.0023	J		<0.0065	U		1.5			0.0056			<0.0057	U	
		VMP-1-5-080111	8/1/2011	0.01			<0.0074	U		0.0066			0.0019	J		0.14			0.0079			0.0029	J	
		VMP-1-5-110311	11/3/2011	<19	U		<20	U	UJ	<17	U		<17	U		250			<15	U		<15	U	
		VMP-1-5-013012	1/30/2012	<1.6	U		<1.6	U		<1.4	U		<1.4	U		440		J	<1.3	U		<1.3	U	
	8.5 ft	VMP-1-8.5	11/2/2009	<0.88	U		<0.92	U		<0.8	U		<0.8	U		370			<0.71	U		<0.71	U	
		VMP-1-8.5-082510	8/25/2010	<0.069	U		<0.072	U		<0.063	U		<0.063	U		4.2			<0.056	U		<0.056	U	
		VMP-1-8.5-111710	11/17/2010	<0.013	J	U	<0.014	U		<0.012	U		<0.012	U		3.1			0.002	J		<0.011	U	
		VMP-1-8.5-111710-Dup	11/17/2010	<0.013	J	U	<0.014	U		<0.012	U		<0.012	U		2.8			0.0014	J		<0.011	U	
		VMP-1-8.5-020411	2/4/2011	<1.1	U		<1.1	U		<0.98	U		<0.98	U		350			<0.86	U		<0.86	U	
		VMP-1-8.5-041211	4/12/2011	0.0048	J		0.0012	J		0.0025	J		<0.0086	U		1.9			0.0047	J		<0.0076	U	
		VMP-1-8.5-080111	8/1/2011	<3.9	U		<4	U		<3.5	U		<3.5	U		380			<3.1	U		<3.1	U	
		VMP-1-8.5-080111-Dup	8/1/2011	<3.8	U		<4	U		<3.5	U		<3.5	U		360			<3.1	U		<3.1	U	
		VMP-1-8.5-110311	11/3/2011	<43	U		<45	U	UJ	<40	U		<40	U		480			<35	U		<35	U	
		VMP-1-8.5-013012	1/30/2012	<9.4	U		<9.8	U		<8.6	U		<8.6	U		320			<7.6	U		<7.6	U	
	23.5 ft	VMP-1-23.5	11/2/2009	<2.1	U		<2.2	U		<1.9	U		<1.9	U		920			<1.7	U		<1.7	U	
		VMP-1-23.5-083010	8/30/2010	<2.4	U		<2.5	U		<2.2	U		<2.2	U		1600			<1.9	U		<1.9	U	
		VMP-1-23.5-111810	11/17/2010	<0.0066	J	U	0.0014	J		<0.0061	U		<0.0061	U		0.06			<0.0054	J	U	<0.0054	U	
		VMP-1-23.5-020411	2/4/2011	<6.3	U		<6.5	U		<5.7	U		<5.7	U		1900			<5	U		<5	U	
		VMP-1-23.5-041211	4/12/2011	11			<11	U		<9.3	U		<9.3	U		110		J	<8.2	U		<8.2	U	
		VMP-1-23.5-041211-Dup	4/12/2011	2.2	J		<13	U		<12	U		<12	U		150		J	<10	U		<10	U	
		VMP-1-23.5-080111	8/1/2011	<69	U		<72	U		<63	U		<63	U		1000			<56	U		<56	U	
		VMP-1-23.5-110611	11/6/2011	<16	U		<17	U		<15	U		<15	U		710			<13	U		<13	U	
		VMP-1-23.5-013112	1/31/2012	<32	U		<34	U		<120	U		<29	U		420			<26	U		<26	U	
	38.5 ft	VMP-1-38.5	11/2/2009	<6	U		<6.3	U		<5.5	U		<5.5	U		2400			<4.9	U		<4.9	U	
VMP-2	5 ft	VMP-2-5	11/2/2009	<0.78	U		<0.82	U		<0.72	U		<0.72	U		270			<0.63	U		<0.63	U	
		VMP-2-5-083110	8/31/2010	<2.4	U		<2.5	U		<2.2	U		<2.2	U		1300			<1.9	U		<1.9	U	
		VMP-2-5-111610	11/16/2010	<3.5	U		<3.7	U		<3.2	U		<3.2	U		2000			<2.9	U		<2.9	U	
		VMP-2-5-020411	2/4/2011	<0.93	U		<0.97	U		<0.85	U		<0.85	U		570			<0.75	U		<0.75	U	
		VMP-2-5-041311	4/13/2011	0.0042	J		0.0015	J		0.0022	J		<0.0068	U		1.1			0.0038	J		<0.006	U	
		VMP-2-5-080211	8/2/2011	<7.8	U		<8.1	U		<7.1	U		<7.1	U		1300			<6.3	U		<6.3	U	
		VMP-2-5-110711	11/7/2011	<0.0046	J	U	0.0011	J		<0.0042	U		<0.0042	U		0.053			0.0022	J		0.00071	J	
		VMP-2-5-012512	1/25/2012	<0.52	U		<0.54	U		<0.48	U		<0.48	U		200			0.14	J		<0.42	U	
	8.5 ft	VMP-2-8.5	11/3/2009	<0.27	U		<0.29	U		<0.25	U		<0.25	U		74			<0.22	U		<0.22	U	
		VMP-2-8.5-D	11/3/2009	<0.29	U		<0.3	U		<0.26	U		<0.26	U		82			<0.23	U		<0.23	U	
		VMP-2-8.5-083110	8/31/2010	<2.5	U		<2.6	U		<2.3	U		<2.3	U		2000			<2	U		<2	U	
		VMP-2-8.5-111610	11/16/2010	<6.8	U		<7.1	U		<6.2	U		<6.2	U		2000			<5.5	U		<5.5	U	
		VMP-2-8.5-020411	2/4/2011	<2.3	U		<2.4	U		<2.1	U		<2.1	U		830			<1.9	U		<1.9	U	
		VMP-2-8.5-041311	4/13/2011	0.095	J		0.12	J		<0.65	U		<0.65	U		140	B		0.048	J		0.074	J	
		VMP-2-8.5-080211	8/2/2011	<28	U		<30	U		<26	U		<26	U		1600			<23	U		<23	U	
		VMP-2-8.5-110711	11/7/2011	<0.061	U		<0.064	U	UJ	0.01	J		<0.056	U		14			<0.05	U		<0.05	U	
		VMP-2-8.5-012612	1/26/2012	<2.7	U		<2.8	U		<9.9	U		<2.5	U		510		J	<2.2	U		<2.2	U	
		VMP-2-8.5-012612-Dup	1/26/2012	<2.7	U		<2.8	U		<9.9	U		<2.5	U		770		J	<2.2	U		<2.2	U	
	22 ft	VMP-2-22	11/3/2009	<1.5	U		<1.6	U		<1.4	U		<1.4	U		600			<1.2	U		<1.2	U	
		VMP - 2 - 22 - 083110	8/31/2010	<3.8	U		<4	U		<3.5	U		<3.5	U		2300			<3.1	U		<3.1	U	
		VMP-2-22-111610	11/16/2010	<7.1	U		<7.4	U		<6.5	U		<6.5	U		2300			<5.7	U		<5.7	U	
		VMP-2-22-020411	2/4/2011	<3.2	U		<3.3	U		<2.9	U		<2.9	U		1400			<2.6	U		<2.6	U	
		VMP-2-22-041311	4/13/2011	<9.4	U		<9.8	U		<8.6	U		<8.6	U		760	B		<7.6	U		<7.6	U	
		VMP-2-22-080211	8/2/2011	<38	U		<40	U		<35	U		<35	U		1500			<31	U		<31	U	
		VMP-2-22-110711	11/7/2011	<2	U		<2.1	U	UJ	<1.8	U		<1.8	U		120			<1.6	U		<1.6	U	
		VMP-2-22-012612	1/26/2012	<4.2	U		<4.4	U		<15	U		<3.8	U		650		J	<3.4	U		<3.4	U	
	42 ft	VMP-2-42	11/3/2009	<30	U		<31	U		<27	U		<27	U		1700			160			58		

TABLE 3 CUMULATIVE SUMMARY OF SOIL VAPOR ANALYTICAL DETECTIONS AND SCREENING RESULTS: VILLAGE - VOCS

				Acetone			Benzene			Bromodichloromethane			Bromoform			Bromomethane			1,3-Butadiene			Butane			2-Butanone		
Screening Values (mg/m³)				750,000			0.37			450,000			11			6.9									6,400		
Location	Depth	Sample ID	Sample Date	Result (mg/m³)	Lab Qualifier	URS Qualifier	Result (mg/m³)	Lab Qualifier	URS Qualifier	Result (mg/m³)	Lab Qualifier	URS Qualifier	Result (mg/m³)	Lab Qualifier	URS Qualifier	Result (mg/m³)	Lab Qualifier	URS Qualifier	Result (mg/m³)	Lab Qualifier	URS Qualifier	Result (mg/m³)	Lab Qualifier	URS Qualifier	Result (mg/m³)	Lab Qualifier	URS Qualifier
VMP-3	5 ft	VMP-3-5	11/3/2009	<0.051	U		<0.017	U		<0.036	U		<0.056	U		<0.021	U		<0.012	U					<0.016	U	
		VMP-3-5-090910	9/9/2010	<13	U		7.8			<8.9	U		<14	U		<5.2	U		<2.9	U					<3.9	U	
		VMP-3-5-112210	11/22/2010	3.1	J		2.8	J		<9	U		<14	U		<5.2	U		<3	U					<4	U	
		VMP-3-5-020911	2/9/2011	<5.7	U		<1.9	U		<4	U		<6.2	U		<2.3	U		<1.3	U					<1.8	U	
		VMP-3-5-041411	4/14/2011	<62	U		<21	U		<44	U		<67	U		<25	U		<14	U		9600			<77	U	
		VMP-3-5-080211	8/2/2011	<0.015	U		0.15			<0.01	U		<0.016	U		<0.006	U		<0.0034	U		0.1			0.018		
		VMP-3-5-110811	11/8/2011	0.025			0.00065	J		<0.0057	U		<0.0088	U		<0.0033	U		<0.0019	U		<0.0081	U		0.0046	J	
		VMP-3-5-110811-Dup	11/8/2011	0.018			0.0006	J		<0.0059	U		<0.009	U		<0.0034	U		<0.0019	U		0.0091			0.0036	J	
		VMP-3-5-012712	1/27/2012	<4.2	U		0.63	J		<2.9	U		<18	U		<1.7	U		<0.97	U		460			<5.2	U	
	10 ft	VMP-3-10	6/21/2010	<14	U		8.6			<10	U		<16	U		<5.9	U		<3.4	U					<4.5	U	
		VMP 3-10-091010	9/10/2010	8.9	J		14			<28	U		<44	U		<16	U		<9.4	U					<12	U	
		VMP-3-10-092010	9/20/2010	<29	U		9	J		<21	U		<32	U		<12	U		<6.8	U					<9.1	U	
		VMP-3-10-112210	11/22/2010	<12	U		18			<8.8	U		<14	U		<5.1	U		<2.9	U					<3.9	U	
		VMP-3-10-112210-Dup	11/22/2010	<17	U		15			<12	U		<19	U		<7.1	U		<4.1	U					<5.4	U	
		VMP-3-10-020811	2/8/2011	6.7	J		13			<13	U		<20	U		<7.5	U		<4.3	U					<5.7	U	
		VMP-3-10-041311	4/13/2011	<110	U		<36	U		<75	U		<120	U		<44	U		<25	U		19000			<130	U	
		VMP-3-10-080311	8/3/2011	<0.13	U		0.068			<0.095	U		<0.15	U		<0.055	U		<0.031	U		26	E	J	<0.17	U	
		VMP-3-10-110811	11/8/2011	0.068		J	0.0011	J		<0.0078	U		<0.012	U		0.002	J		<0.0026	U		0.31			0.0056	J	
		VMP-3-10-012712	1/27/2012	<0.08	J	U	0.091			<0.056	U		<0.35	U		<0.033	U		<0.018	U		6.9			<0.099	U	
	22 ft	VMP-3-22	11/4/2009	<37	U		52			<26	U		<40	U		<15	U		<8.6	U					<11	U	
		VMP-3-22-092010	9/20/2010	<39	U		34			<27	U		<42	U		<16	U		<9	U					<12	U	
		VMP-3-22-112210	11/22/2010	<44	U		36			<31	U		<48	U		<18	U		<10	U					<14	U	
		VMP-3-22-020811	2/8/2011	14	J		26			<15	U		<24	U		<8.9	U		<5.1	U					<6.8	U	
		VMP-3-22-041511	4/15/2011	<120	U		26	J		<83	U		<130	U		<48	U		<27	U		24000			<150	U	
		VMP-3-22-080611	8/6/2011	0.075	J		0.22			<0.13	U		<0.2	U		<0.077	U		<0.044	U		18			<0.23	U	
		VMP-3-22-110811	11/8/2011	0.037		J	0.003			<0.0059	U		<0.009	U		<0.0034	U		<0.0019	U		0.13			0.0051	J	
		VMP-3-22-013012	1/30/2012	0.033			0.12			<0.023	U		<0.036	U		<0.014	U		<0.0077	U		1.9			0.018	J	
	31.5 ft	VMP-3-31.5	11/4/2009	<59	U		240			<42	U		<64	U		<24	U		<14	U					<18	U	
		VMP-3-31.5-090910	9/9/2010	<72	U		210			<51	U		<78	U		<30	U		<17	U					<22	U	
		VMP-3-31.5-112210	11/22/2010	<50	U		180			<36	U		<55	U		<20	U		<12	U					<16	U	
		VMP-3-31.5-020911	2/9/2011	<48	U		100			<34	U		<52	U		<20	U		<11	U					<15	U	
		VMP-3-31.5-041411	4/14/2011	<400	U		100	J		<280	U		<430	U		<160	U		<92	U		68000			<490	U	
		VMP-3-31.5-041411-Dup	4/14/2011	<400	U		89	J		<280	U		<430	U		<160	U		<92	U		63000			<490	U	
		VMP-3-31.5-080211	8/2/2011	<890	U		86	J		<630	U		<970	U		<360	U		<210	U		98000			<1100	U	
		VMP-3-31.5-080211-Dup	8/2/2011	<520	U		110	J		<370	U		<570	U		<210	U		<120	U		91000			<650	U	
		VMP-3-31.5-110811	11/8/2011	180		J	5.9	J		<15	U		<23	U		<8.5	U		<4.8	U		3300			5	J	
		VMP-3-31.5-012712	1/27/2012	12	J	J	27	J	J	<93	U		<570	U		<54	U		<31	U		13000		J	<160	U	
	39 ft	VMP-3-39	11/4/2009	<120	U		240			<83	U		<130	U		<48	U		<27	U					<36	U	
VMP-4	5 ft	VMP-4-5	11/5/2009	<0.12	U		<0.04	U		<0.085	U		<0.13	U		<0.049	U		<0.028	U					<0.037	U	
		VMP-4-5-082510	8/25/2010	<0.68	U		0.27			<0.48	U		<0.74	U		<0.28	U		<0.16	U					<0.21	U	
		VMP-4-5-112210	11/22/2010	<26	U		41			<18	U		<28	U		<10	U		<6	U					<7.9	U	
		VMP-4-5-021411	2/14/2011	<1.5	U		2.3			<1	U		<1.6	U		<0.61	U		<0.35	U					<0.46	U	
		VMP-4-5-041911	4/19/2011	<69	U		22	J		<48	U		<75	U		<28	U		<16	U		7000			<86	U	
		VMP-4-5-080311	8/3/2011	<0.15	U		0.1			<0.1	U		<0.16	U		<0.06	U		<0.034	U		1.3			<0.18	U	
		VMP-4-5-110911	11/9/2011	0.03		J	0.0018	J		<0.0057	U		<0.0088	U		<0.0033	U		<0.0019	U		0.011			0.0024	J	
		VMP-4-5-013012	1/30/2012	0.12	J	J	0.23		J	<0.29	U		<0.45	U		<0.17	U		<0.097	U		14		J	<0.52	U	
	12 ft	VMP-4-12	11/5/2009	<2	U		3.2			<1.4	U		<2.2	U		<0.82	U		<0.47	U					<0.62	U	
		VMP-4-12-082510	8/25/2010	<12	U		28			<8.4	U		<13	U		<4.9	U		<2.8	U					<3.7	U	
		VMP-4-12-112310	11/23/2010	<12	U		15			<8.6	U		<13	U		<5	U		<2.8	U					<3.8	U	
		VMP-4-12-021411	2/14/2011	<3.1	U		5.2			<2.2	U		<3.3	U		<1.2	U		<0.72	U					<0.96	U	
		VMP-4-12-041911	4/19/2011	<59	U		38			<42	U		<65	U		<24	U		<14	U		7200			<74	U	
		VMP-4-12-080311	8/3/2011	<6.8	U		8.4			<4.8	U		<7.4	U		<2.8	U		<1.6	U		1400			<8.5	U	
		VMP-4-12-080311-Dup	8/3/2011	<14	U		6.4			<9.7	U		<15	U		<5.6	U		<3.2	U		1200			<17	U	
		VMP-4-12-110911	11/9/2011	15		J	0.46	J		<1.5	U		<2.3	U		<0.85	U		<0.48	U		100			<2.6	U	
		VMP-4-12-013012	1/30/2012	<4.2	U		3.4			<3	U		<4.6	U		<1.7	U		<0.99	U		280			<5.3	U	
	23.5 ft	VMP-4-23.5	11/5/2009	<92	U		540			<65	U		<100	U		<38	U		<21	U					<29	U	
		VMP-4-23.5-083110	8/31/2010	<14	U		490		J	<9.7	U		<15	U		<5.6	U		<3.2	U					<4.3	U	
		VMP-4-23.5-112310	11/23/2010	<140	U		510			<97	U		<150	U		<56	U		<32	U					<43	U	
		VMP-4-23.5-021411	2/14/2011	<5	U		340		J	<3.6	U		<5.5	U		<2	U		<1.2	U					<1.6	U	
		VMP-4-23.5-042011	4/20/2011	<320	U		440			<220	U		<350	U		<130	U		<74	U		72000			<400	U	
		VMP-4-23.5-042011-Dup	4/20/2011	58	J		410			<220	U		<350	U		<130	U		<74	U		70000			<400	U	
		VMP-4-23.5-080611	8/6/2011	<13	U		280			<9.4	U		<14	U		<5.4	U		<3.1	U		56000			<16	U	
		VMP-4-23.5-110911	11/9/2011	1800		J	89			<28	U		<43	U		<16	U		<9.3	U		25000			<50	U	
		VMP-4-23.5-013012	1/30/2012	<85	U		570		J	<60	U		<92	U		<35	U		<20	U		16000		J	<100	U	
		VMP-4-23.5-013012-Dup	1/30/2012	<59	U		420		J	<42	U		<65	U		<24	U		<14	U		15000			<74	U	
	39 ft	VMP-4-39	11/5/2009	<71	U		660			<50	U		<77	U		<29	U		<16	U					<22	U	
		VMP-4-39-042111	4/21/2011	<400	U		470			<280	U		<430	U		<160	U		<93	U		69000			<500	U	

TABLE 3 CUMULATIVE SUMMARY OF SOIL VAPOR ANALYTICAL DETECTIONS AND SCREENING RESULTS: VILLAGE - VOCS

				Carbon disulfide			Carbon tetrachloride			Chlorobenzene			Chlorodibromomethane			Chloroethane			Chloroform			Chloromethane			alpha-Chlorotoluene		
Screening Values (mg/m³)				780			0.21			69			47,000						0.11								
Location	Depth	Sample ID	Sample Date	Result (mg/m³)	Lab Qualifier	URS Qualifier	Result (mg/m³)	Lab Qualifier	URS Qualifier	Result (mg/m³)	Lab Qualifier	URS Qualifier	Result (mg/m³)	Lab Qualifier	URS Qualifier	Result (mg/m³)	Lab Qualifier	URS Qualifier	Result (mg/m³)	Lab Qualifier	URS Qualifier	Result (mg/m³)	Lab Qualifier	URS Qualifier	Result (mg/m³)	Lab Qualifier	URS Qualifier
VMP-3	5 ft	VMP-3-5	11/3/2009	<0.017	U		<0.034	U		<0.025	U		<0.046	U		<0.014	U		<0.026	U		<0.045	U		<0.028	U	
		VMP-3-5-090910	9/9/2010	<4.1	U		<8.4	U		<6.1	U		<11	U		<3.5	U		<6.5	U		<11	U		<6.9	U	
		VMP-3-5-112210	11/22/2010	<4.2	U		3.7	J		<6.2	U		<11	U		<3.5	U		<6.6	U		<11	U		<7	U	
		VMP-3-5-020911	2/9/2011	<1.9	U		<3.8	U		<2.8	U		<5.2	U		<1.6	U		<3	U		<5	U		<3.1	U	
		VMP-3-5-041411	4/14/2011	<20	U		<41	U		<30	U		<55	U		<69	U		<32	U		<54	U		<34	U	
		VMP-3-5-080211	8/2/2011	0.007	J		<0.0098	U		<0.0072	U		<0.013	U		<0.016	U		<0.0076	U		<0.013	U		<0.008	U	
		VMP-3-5-110811	11/8/2011	<0.011	U		<0.0054	U		<0.0039	U		<0.0073	U		<0.009	U		<0.0042	U		<0.0071	U		<0.0044	U	
		VMP-3-5-110811-Dup	11/8/2011	<0.011	U		<0.0055	U		<0.004	U		<0.0074	U		<0.0092	U		<0.0043	U		<0.0072	U		<0.0045	U	
		VMP-3-5-012712	1/27/2012	<1.4	U		<2.8	U		<2	U		<3.7	U		<4.6	U		<2.1	U		<3.6	U		<9	U	
	10 ft	VMP-3-10	6/21/2010	<4.7	U		<9.5	U		<7	U		<13	U		<4	U		<7.4	U		<12	U		<7.8	U	
		VMP 3-10-091010	9/10/2010	<13	U		<27	U		<20	U		<36	U		<11	U		<21	U		<35	U		<22	U	
		VMP-3-10-092010	9/20/2010	<9.6	U		<20	U		<14	U		<26	U		<8.2	U		<15	U		<26	U		<16	U	
		VMP-3-10-112210	11/22/2010	<4.1	U		<8.3	U		<6.1	U		<11	U		<3.5	U		<6.4	U		<11	U		<6.8	U	
		VMP-3-10-112210-Dup	11/22/2010	<5.7	U		<12	U		<8.5	U		<16	U		<4.8	U		<9	U		<15	U		<9.5	U	
		VMP-3-10-020811	2/8/2011	<6	U		<12	U		<8.9	U		<16	U		<5.1	U		<9.5	U		<16	U		<10	U	
		VMP-3-10-041311	4/13/2011	<35	U		<71	U		<52	U		<96	U		<120	U		<55	U		<93	U		<58	U	
		VMP-3-10-080311	8/3/2011	0.038	J		<0.089	U		0.13			<0.12	U		<0.15	U		<0.069	U		<0.12	U		<0.074	U	
		VMP-3-10-110811	11/8/2011	0.013	J		<0.0073	U		<0.0054	U		<0.0099	U		<0.012	U		0.018			<0.0096	U		<0.006	U	
		VMP-3-10-012712	1/27/2012	<0.026	U		<0.053	U		<0.039	U		<0.072	U		<0.089	U		<0.041	U		<0.069	U		<0.17	U	
	22 ft	VMP-3-22	11/4/2009	<12	U		<24	U		<18	U		<33	U		<10	U		<19	U		<32	U		<20	U	
		VMP-3-22-092010	9/20/2010	<13	U		<26	U		<19	U		<35	U		<11	U		<20	U		<34	U		<21	U	
		VMP-3-22-112210	11/22/2010	<14	U		<29	U		<21	U		<40	U		<12	U		<23	U		<38	U		<24	U	
		VMP-3-22-020811	2/8/2011	<7.1	U		<14	U		<10	U		<20	U		<6	U		<11	U		<19	U		<12	U	
		VMP-3-22-041511	4/15/2011	<39	U		<78	U		<57	U		<100	U		<130	U		<60	U		<100	U		<64	U	
		VMP-3-22-080611	8/6/2011	<0.062	U		<0.12	U		<0.091	U		<0.17	U		<0.21	U		<0.096	U		<0.16	U		<0.1	U	
		VMP-3-22-110811	11/8/2011	<0.011	U		<0.0055	U		<0.004	U		<0.0074	U		<0.0092	U		<0.0043	U		<0.0072	U		<0.0045	U	
		VMP-3-22-013012	1/30/2012	<0.044	J	U	<0.022	U		<0.016	J	U	<0.03	U		<0.037	U		<0.017	U		<0.029	U		<0.018	U	
	31.5 ft	VMP-3-31.5	11/4/2009	<19	U		<39	U		<28	U		<53	U		<16	U		<30	U		<51	U		<32	U	
		VMP-3-31.5-090910	9/9/2010	<24	U		<48	U		<35	U		<65	U		<20	U		<37	U		<63	U		<39	U	
		VMP-3-31.5-112210	11/22/2010	<16	U		<33	U		<24	U		<45	U		<14	U		<26	U		<44	U		<27	U	
		VMP-3-31.5-020911	2/9/2011	<16	U		<32	U		<23	U		<43	U		<13	U		<25	U		<42	U		<26	U	
		VMP-3-31.5-041411	4/14/2011	<130	U		<260	U		<190	U		<350	U		<440	U		<200	U		<340	U		<220	U	
		VMP-3-31.5-041411-Dup	4/14/2011	<130	U		<260	U		<190	U		<350	U		<440	U		<200	U		<340	U		<220	U	
		VMP-3-31.5-080211	8/2/2011	<290	U		<590	U		<430	U		<800	U		<990	U		<460	U		<780	U		<490	U	
		VMP-3-31.5-080211-Dup	8/2/2011	<170	U		<350	U		<250	U		<470	U		<580	U		<270	U		<450	U		<280	U	
		VMP-3-31.5-110811	11/8/2011	13	J		<14	U		<10	U		<19	U		<23	U		<11	U		<18	U		<11	U	
		VMP-3-31.5-012712	1/27/2012	<43	U		<87	U		<64	U		<120	U		<150	U		<68	U		<110	U		<290	U	
	39 ft	VMP-3-39	11/4/2009	<38	U		<78	U		<57	U		<100	U		<32	U		<60	U		<100	U		<64	U	
VMP-4	5 ft	VMP-4-5	11/5/2009	<0.039	U		<0.08	U		<0.058	U		<0.11	U		<0.033	U		<0.062	U		<0.1	U		<0.065	U	
		VMP-4-5-082510	8/25/2010	<0.22	U		<0.45	U		<0.33	U		<0.61	U		<0.19	U		<0.35	U		<0.59	U		<0.37	U	
		VMP-4-5-112210	11/22/2010	<8.4	U		<17	U		<12	U		<23	U		<7.1	U		<13	U		<22	U		<14	U	
		VMP-4-5-021411	2/14/2011	<0.49	U		<0.99	U		<0.72	U		<1.3	U		<0.42	U		<0.77	U		<1.3	U		<0.82	U	
		VMP-4-5-041911	4/19/2011	<22	U		<46	U		<33	U		<62	U		<76	U		<35	U		<60	U		<38	U	
		VMP-4-5-080311	8/3/2011	<0.19	U		<0.098	U		0.02	J		<0.13	U		<0.16	U		<0.076	U		<0.13	U		<0.08	U	
		VMP-4-5-110911	11/9/2011	<0.011	U		<0.0054	U		<0.0039	U		<0.0073	U		<0.009	U		<0.0042	U		0.0014	J		<0.0044	U	
		VMP-4-5-013012	1/30/2012	<0.14	U		<0.28	U		<0.2	U		<0.37	U		<0.46	U		<0.21	U		<0.36	U		<0.23	U	
	12 ft	VMP-4-12	11/5/2009	<0.66	U		<1.3	U		<0.97	U		<1.8	U		<0.56	U		<1	U		<1.7	U		<1.1	U	
		VMP-4-12-082510	8/25/2010	<3.9	U		<7.9	U		<5.8	U		<11	U		<3.3	U		<6.2	U		<10	U		<6.5	U	
		VMP-4-12-112310	11/23/2010	<4	U		<8.1	U		<5.9	U		<11	U		<3.4	U		<6.3	U		<11	U		<6.7	U	
		VMP-4-12-021411	2/14/2011	<1	U		<2	U		<1.5	U		<2.8	U		<0.85	U		<1.6	U		<2.7	U		<1.7	U	
		VMP-4-12-041911	4/19/2011	<19	U		<39	U		<29	U		<53	U		<66	U		<30	U		<52	U		<32	U	
		VMP-4-12-080311	8/3/2011	<2.2	U		<4.5	U		<3.3	U		<6.1	U		<7.6	U		<3.5	U		<5.9	U		<3.7	U	
		VMP-4-12-080311-Dup	8/3/2011	<4.5	U		<9.1	U		<6.6	U		<12	U		<15	U		<7	U		<12	U		<7.5	U	
		VMP-4-12-110911	11/9/2011	<2.7	U		<1.4	U		<1	U		<1.9	U		<2.3	U		<1.1	U		<1.8	U		<1.1	U	
		VMP-4-12-013012	1/30/2012	<1.4	U		<2.8	U		<2.1	U		<3.8	U		<4.7	U		<2.2	U		<3.7	U		<2.3	U	
	23.5 ft	VMP-4-23.5	11/5/2009	<30	U		<61	U		<45	U		<83	U		<26	U		<47	U		<80	U		<50	U	
		VMP-4-23.5-083110	8/31/2010	<4.5	U		<9.1	U		<6.6	U		<12	U		<3.8	U		<7	U		<12	U		<7.5	U	
		VMP-4-23.5-112310	11/23/2010	<45	U		<92	U		<67	U		<120	U		<38	U		<71	U		<120	U		<75	U	
		VMP-4-23.5-021411	2/14/2011	<1.6	U		<3.3	U		<2.4	U		<4.5	U		<1.4	U		<2.6	U		<4.4	U		<2.7	U	
		VMP-4-23.5-042011	4/20/2011	<100	U		<210	U		<160	U		<290	U		<360	U		<160	U		<280	U		<170	U	
		VMP-4-23.5-042011-Dup	4/20/2011	<100	U		<210	U		<160	U		<290	U		<360	U		<160	U		<280	U		<170	U	
		VMP-4-23.5-080611	8/6/2011	<4.4	U		<8.8	U		<6.5	U		<12	U		<15	U		<6.9	U		<12	U		<7.3	U	
		VMP-4-23.5-110911	11/9/2011	<52	U		<26	U		<19	U		<36	U		<44	U		<20	U		<35	U		<22	U	
		VMP-4-23.5-013012	1/30/2012	<28	U		<56	U		<41	U		<76	U		<94	U		<44	U		<74	U		<46	U	
		VMP-4-23.5-013012-Dup	1/30/2012	<19	U		<39	U		<29	U		<53	U		<66	U		<30	U		<52	U		<32	U	
	39 ft	VMP-4-39	11/5/2009	<23	U		<47	U		<34	U		<63	U		<20	U		<36	U		<62	U		<38	U	
		VMP-4-39-042111	4/21/2011	<130	U		<260	U		<190	U		<360	U		<440	U		<200	U		<350	U		<220	U	

See last page of table for notes.

TABLE 3 CUMULATIVE SUMMARY OF SOIL VAPOR ANALYTICAL DETECTIONS AND SCREENING RESULTS: VILLAGE - VOCS

				Cyclohexane			1,2-Dibromoethane			1,2-Dichlorobenzene			1,3-Dichlorobenzene			1,4-Dichlorobenzene			1,1-Dichloroethane			1,2-Dichloroethane		
Screening Values (mg/m³)							0.011			290						1,200			690			0.099		
Location	Depth	Sample ID	Sample Date	Result (mg/m³)	Lab Qualifier	URS Qualifier	Result (mg/m³)	Lab Qualifier	URS Qualifier	Result (mg/m³)	Lab Qualifier	URS Qualifier	Result (mg/m³)	Lab Qualifier	URS Qualifier	Result (mg/m³)	Lab Qualifier	URS Qualifier	Result (mg/m³)	Lab Qualifier	URS Qualifier	Result (mg/m³)	Lab Qualifier	URS Qualifier
VMP-3	5 ft	VMP-3-5	11/3/2009	0.23			<0.041	U		<0.032	U		<0.032	U		<0.032	U		<0.022	U		<0.022	U	
		VMP-3-5-090910	9/9/2010	210			<10	U		<8	U		<8	U		<8	U		<5.4	U		<5.4	U	
		VMP-3-5-112210	11/22/2010	340			<10	U		<8.1	U		<8.1	U		<8.1	U		<5.4	U		<5.4	U	
		VMP-3-5-020911	2/9/2011	77			<4.6	U		<3.6	U		<3.6	U		<3.6	U		<2.4	U		<2.4	U	
		VMP-3-5-041411	4/14/2011	210			<50	U		<39	U		<39	U		<39	U		<26	U		<26	U	
		VMP-3-5-080211	8/2/2011	0.0084			<0.012	U		<0.0093	U		<0.0093	U		<0.0093	U		<0.0063	U		<0.0063	U	
		VMP-3-5-110811	11/8/2011	<0.0029	U		<0.0066	U		<0.0051	U		<0.0051	U		<0.0051	U		<0.0035	U		<0.0035	U	
		VMP-3-5-110811-Dup	11/8/2011	<0.003	U		<0.0067	U		<0.0053	U		<0.0053	U		<0.0053	U		<0.0035	U		<0.0035	U	
		VMP-3-5-012712	1/27/2012	5.2			<3.4	U		<2.6	U		<2.6	U		<2.6	U		<1.8	U		<1.8	U	
	10 ft	VMP-3-10	6/21/2010	1000			<12	U		<9.1	U		<9.1	U		<9.1	U		<6.1	U		<6.1	U	
		VMP 3-10-091010	9/10/2010	970			<33	U		<26	U		<26	U		<26	U		<17	U		<17	U	
		VMP-3-10-092010	9/20/2010	840			<24	U		<19	U		<19	U		<19	U		<12	U		<12	U	
		VMP-3-10-112210	11/22/2010	1300			<10	U		<7.9	U		<7.9	U		<7.9	U		<5.3	U		<5.3	U	
		VMP-3-10-112210-Dup	11/22/2010	1100			<14	U		<11	U		<11	U		<11	U		<7.4	U		<7.4	U	
		VMP-3-10-020811	2/8/2011	930			<15	U		<12	U		<12	U		<12	U		<7.8	U		<7.8	U	
		VMP-3-10-041311	4/13/2011	570			<86	U		<68	U		<68	U		<68	U		<46	U		<46	U	
		VMP-3-10-080311	8/3/2011	3.6			<0.11	U		<0.085	U		<0.085	U		<0.085	U		<0.057	U		<0.057	U	
		VMP-3-10-110811	11/8/2011	0.012			<0.009	U		<0.007	U		<0.007	U		<0.007	U		<0.0047	U		<0.0047	U	
		VMP-3-10-012712	1/27/2012	0.4			<0.064	U		<0.05	U		<0.05	U		<0.05	U		<0.034	U		<0.034	U	
	22 ft	VMP-3-22	11/4/2009	980			<30	U		<23	U		<23	U		<23	U		<16	U		<16	U	
		VMP-3-22-092010	9/20/2010	1100			<31	U		<24	U		<24	U		<24	U		<16	U		<16	U	
		VMP-3-22-112210	11/22/2010	1300			<36	U		<28	U		<28	U		<28	U		<19	U		<19	U	
		VMP-3-22-020811	2/8/2011	890			<18	U		<14	U		<14	U		<14	U		<9.3	U		<9.3	U	
		VMP-3-22-041511	4/15/2011	760			<95	U		<74	U		<74	U		<74	U		<50	U		<50	U	
		VMP-3-22-080611	8/6/2011	0.78			<0.15	U		<0.12	U		<0.12	U		<0.12	U		<0.08	U		<0.08	U	
		VMP-3-22-110811	11/8/2011	0.0038			<0.0067	U		<0.0053	U		<0.0053	U		<0.0053	U		<0.0035	U		<0.0035	U	
		VMP-3-22-013012	1/30/2012	0.39			<0.027	U		<0.021	U		<0.021	U		<0.021	U		<0.014	U		<0.014	U	
	31.5 ft	VMP-3-31.5	11/4/2009	920			<48	U		<37	U		<37	U		<37	U		<25	U		<25	U	
		VMP-3-31.5-090910	9/9/2010	1100			<58	U		<46	U		<46	U		<46	U		<31	U		<31	U	
		VMP-3-31.5-112210	11/22/2010	1400			<41	U		<32	U		<32	U		<32	U		<21	U		<21	U	
		VMP-3-31.5-020911	2/9/2011	1000			<39	U		<30	U		<30	U		<30	U		<20	U		<20	U	
		VMP-3-31.5-041411	4/14/2011	910			<320	U		<250	U		<250	U		<250	U		<170	U		<170	U	
		VMP-3-31.5-041411-Dup	4/14/2011	830			<320	U		<250	U		<250	U		<250	U		<170	U		<170	U	
		VMP-3-31.5-080211	8/2/2011	1000			<720	U		<560	U		<560	U		<560	U		<380	U		<380	U	
		VMP-3-31.5-080211-Dup	8/2/2011	1400			<420	U		<330	U		<330	U		<330	U		<220	U		<220	U	
		VMP-3-31.5-110811	11/8/2011	49			<17	U		<13	U		<13	U		<13	U		<8.9	U		6.9	J	
		VMP-3-31.5-012712	1/27/2012	210		J	<110	U		<83	U		<83	U		<83	U		<56	U		<56	U	
	39 ft	VMP-3-39	11/4/2009	790			<95	U		<74	U		<74	U		<74	U		<50	U		<50	U	
VMP-4	5 ft	VMP-4-5	11/5/2009	5.7			<0.097	U		<0.076	U		<0.076	U		<0.076	U		<0.051	U		<0.051	U	
		VMP-4-5-082510	8/25/2010	40			<0.55	U		<0.43	U		<0.43	U		<0.43	U		<0.29	U		<0.29	U	
		VMP-4-5-112210	11/22/2010	1200			<21	U		<16	U		<16	U		<16	U		<11	U		<11	U	
		VMP-4-5-021411	2/14/2011	120			<1.2	U		<0.95	U		<0.95	U		<0.95	U		<0.64	U		<0.64	U	
		VMP-4-5-041911	4/19/2011	770			<56	U		<44	U		<44	U		<44	U		<29	U		<29	U	
		VMP-4-5-080311	8/3/2011	0.2			<0.12	U		<0.093	U		<0.093	U		<0.093	U		<0.063	U		<0.063	U	
		VMP-4-5-110911	11/9/2011	0.0092			<0.0066	U		<0.0051	U		<0.0051	U		<0.0051	U		<0.0035	U		<0.0035	U	
		VMP-4-5-013012	1/30/2012	6.2		J	<0.34	U		<0.26	U		<0.26	U		<0.26	U		<0.18	U		<0.18	U	
	12 ft	VMP-4-12	11/5/2009	170			<1.6	U		<1.3	U		<1.3	U		<1.3	U		<0.85	U		<0.85	U	
		VMP-4-12-082510	8/25/2010	880			<9.7	U		<7.6	U		<7.6	U		<7.6	U		<5.1	U		<5.1	U	
		VMP-4-12-112310	11/23/2010	760			<9.9	U		<7.8	U		<7.8	U		<7.8	U		<5.2	U		<5.2	U	
		VMP-4-12-021411	2/14/2011	280			<2.5	U		<1.9	U		<1.9	U		<1.9	U		<1.3	U		<1.3	U	
		VMP-4-12-041911	4/19/2011	860			<48	U		<38	U		<38	U		<38	U		<25	U		<25	U	
		VMP-4-12-080311	8/3/2011	230			<5.5	U		<4.3	U		<4.3	U		<4.3	U		<2.9	U		<2.9	U	
		VMP-4-12-080311-Dup	8/3/2011	210			<11	U		<8.7	U		<8.7	U		<8.7	U		<5.8	U		<5.8	U	
		VMP-4-12-110911	11/9/2011	16			<1.7	U		<1.3	U		<1.3	U		<1.3	U		<0.89	U		<0.89	U	
		VMP-4-12-013012	1/30/2012	100			<3.4	U		<2.7	U		<2.7	U		<2.7	U		<1.8	U		<1.8	U	
	23.5 ft	VMP-4-23.5	11/5/2009	2500			<74	U		<58	U		<58	U		<58	U		<39	U		<39	U	
		VMP-4-23.5-083110	8/31/2010	3000		J	<11	U		<8.7	U		<8.7	U		<8.7	U		<5.8	U		<5.8	U	
		VMP-4-23.5-112310	11/23/2010	2900			<110	U		<87	U		<87	U		<87	U		<59	U		<59	U	
		VMP-4-23.5-021411	2/14/2011	1700		J	<4.1	U		<3.2	U		<3.2	U		<3.2	U		<2.1	U		<2.1	U	
		VMP-4-23.5-042011	4/20/2011	2600			<260	U		<200	U		<200	U		<200	U		<140	U		<140	U	
		VMP-4-23.5-042011-Dup	4/20/2011	2400			<260	U		<200	U		<200	U		<200	U		<140	U		<140	U	
		VMP-4-23.5-080611	8/6/2011	1900			<11	U		<8.4	U		<8.4	U		<8.4	U		<5.7	U		<5.7	U	
		VMP-4-23.5-110911	11/9/2011	940			<32	U		<25	U		<25	U		<25	U		<17	U		13	J	
		VMP-4-23.5-013012	1/30/2012	3400		J	<69	U		<54	U		<54	U		<54	U		<36	U		<36	U	
		VMP-4-23.5-013012-Dup	1/30/2012	2500		J	<48	U		<38	U		<38	U		<38	U		<25	U		<25	U	
	39 ft	VMP-4-39	11/5/2009	2400			<57	U		<45	U		<45	U		<45	U		<30	U		<30	U	
		VMP-4-39-042111	4/21/2011	2400			<320	U		<250	U		<250	U		<250	U		<170	U		<170	U	

TABLE 3 CUMULATIVE SUMMARY OF SOIL VAPOR ANALYTICAL DETECTIONS AND SCREENING RESULTS: VILLAGE - VOCS

				1,1-Dichloroethene			cis-1,2-Dichloroethene			Dichlorodifluoromethane			Dichloromethane (Methylene chloride)			1,2-Dichloropropane			trans-1,3-Dichloropropene			1,4-Dioxane		
Screening Values (mg/m³)				240			1,100,000						5.6			0.062			0.9			0.22		
Location	Depth	Sample ID	Sample Date	Result (mg/m³)	Lab Qualifier	URS Qualifier	Result (mg/m³)	Lab Qualifier	URS Qualifier	Result (mg/m³)	Lab Qualifier	URS Qualifier	Result (mg/m³)	Lab Qualifier	URS Qualifier	Result (mg/m³)	Lab Qualifier	URS Qualifier	Result (mg/m³)	Lab Qualifier	URS Qualifier	Result (mg/m³)	Lab Qualifier	URS Qualifier
VMP-3	5 ft	VMP-3-5	11/3/2009	<0.021	U		<0.021	U		<0.027	U		<0.019	U	UJ	<0.025	U		<0.024	U		<0.078	U	
		VMP-3-5-090910	9/9/2010	<5.3	U		<5.3	U		<6.6	U		<4.6	U		<6.1	U		<6	U		<19	U	
		VMP-3-5-112210	11/22/2010	<5.3	U		<5.3	U		<6.6	U		14			<6.2	U		<6.1	U		<19	U	
		VMP-3-5-020911	2/9/2011	<2.4	U		<2.4	U		<3	U		<2.1	U		<2.8	U		<2.7	U		<8.7	U	
		VMP-3-5-041411	4/14/2011	<26	U		<26	U		<32	U		<22	U		<30	U		<30	U		<94	U	
		VMP-3-5-080211	8/2/2011	<0.0062	U		<0.0062	U		<0.0077	U		0.0018	J		<0.0072	U		<0.007	U		<0.022	U	
		VMP-3-5-110811	11/8/2011	<0.0034	U		<0.0034	U		0.0019	J		0.003			<0.004	U		<0.0039	U		<0.012	U	
		VMP-3-5-110811-Dup	11/8/2011	<0.0035	U		<0.0035	U		0.002	J		0.001	J		<0.004	U		<0.004	U		<0.013	U	
		VMP-3-5-012712	1/27/2012	<1.7	U		<1.7	U		<2.2	U		0.68	J		<2	U		<2	U		<6.3	U	
	10 ft	VMP-3-10	6/21/2010	<6	U		<6	U		<7.5	U		<5.3	U		<7	U		<6.9	U		<22	U	
		VMP 3-10-091010	9/10/2010	<17	U		<17	U		<21	U		<15	U		<20	U		<19	U		<61	U	
		VMP-3-10-092010	9/20/2010	<12	U		<12	U		<15	U		<11	U		<14	U		<14	U		<45	U	
		VMP-3-10-112210	11/22/2010	<5.2	U		<5.2	U		<6.5	U		<4.6	U		<6.1	U		<6	U		<19	U	
		VMP-3-10-112210-Dup	11/22/2010	<7.3	U		<7.3	U		<9.1	U		<6.4	U		<8.5	U		<8.4	U		<26	U	
		VMP-3-10-020811	2/8/2011	<7.7	U		<7.7	U		<9.6	U		<6.7	U		<9	U		<8.8	U		<28	U	
		VMP-3-10-041311	4/13/2011	<45	U		<45	U		<56	U		<39	U		<52	U		<51	U		<160	U	
		VMP-3-10-080311	8/3/2011	<0.056	U		<0.056	U		<0.07	U		<0.049	U		<0.066	U		<0.064	U		<0.2	U	
		VMP-3-10-110811	11/8/2011	<0.0046	U		<0.0046	U		0.0022	J	J	<0.004	J	U	<0.0054	U		<0.0053	U		<0.017	U	
		VMP-3-10-012712	1/27/2012	<0.033	U		<0.033	U		<0.042	U		<0.029	U		<0.039	U		<0.038	U		<0.12	U	
	22 ft	VMP-3-22	11/4/2009	<15	U		<15	U		<19	U		<13	U		<18	U		<18	U		<56	U	
		VMP-3-22-092010	9/20/2010	<16	U		<16	U		<20	U		<14	U		<19	U		<18	U		<58	U	
		VMP-3-22-112210	11/22/2010	<18	U		<18	U		<23	U		19			<22	U		<21	U		<67	U	
		VMP-3-22-020811	2/8/2011	<9.1	U		<9.1	U		<11	U		<8	U		<10	U		<10	U		<33	U	
		VMP-3-22-041511	4/15/2011	<49	U		<49	U		<61	U		<43	U	UJ	<57	U		<56	U		<180	U	
		VMP-3-22-080611	8/6/2011	<0.078	U		<0.078	U		<0.098	U		<0.069	U		<0.091	U		<0.09	U		<0.28	U	
		VMP-3-22-110811	11/8/2011	<0.0035	U		<0.0035	U		0.0019	J		0.0021	J		<0.004	U		<0.004	U		<0.013	U	
		VMP-3-22-013012	1/30/2012	<0.014	U		<0.014	U		<0.017	U		<0.012	U		<0.016	U		<0.016	U		0.013	J	
	31.5 ft	VMP-3-31.5	11/4/2009	<24	U		<24	U		<31	U		<22	U		<29	U		<28	U		<89	U	
		VMP-3-31.5-090910	9/9/2010	<30	U		<30	U		<38	U		<26	U		<35	U		<34	U		<110	U	
		VMP-3-31.5-112210	11/22/2010	<21	U		<21	U		<26	U		<18	U		<24	U		<24	U		<76	U	
		VMP-3-31.5-020911	2/9/2011	<20	U		<20	U		<25	U		<18	U		<23	U		<23	U		<73	U	
		VMP-3-31.5-041411	4/14/2011	<160	U		<160	U		<200	U		<140	U		<190	U		<190	U		<600	U	
		VMP-3-31.5-041411-Dup	4/14/2011	<160	U		<160	U		<200	U		<140	U		<190	U		<190	U		<600	U	
		VMP-3-31.5-080211	8/2/2011	<370	U		<370	U		<460	U		<330	U		<430	U		<430	U		<1400	U	
		VMP-3-31.5-080211-Dup	8/2/2011	<220	U		<220	U		<270	U		<190	U		<250	U		<250	U		<790	U	
		VMP-3-31.5-110811	11/8/2011	<8.7	U		<8.7	U		<11	U		<7.6	U		<10	U		<9.9	U		<32	U	
		VMP-3-31.5-012712	1/27/2012	<55	U		<55	U		<68	U		14	J	J	<64	U		<63	U		<200	U	
	39 ft	VMP-3-39	11/4/2009	<49	U		<49	U		<61	U		<43	U		<57	U		<56	U		<180	U	
VMP-4	5 ft	VMP-4-5	11/5/2009	<0.05	U		<0.05	U		<0.062	U		<0.044	U		<0.058	U		<0.057	U		<0.18	U	
		VMP-4-5-082510	8/25/2010	<0.28	U		<0.28	U		<0.36	U		<0.25	U		<0.33	U		<0.33	U		<1	U	
		VMP-4-5-112210	11/22/2010	<11	U		<11	U		<13	U		<9.3	U		<12	U		<12	U		<39	U	
		VMP-4-5-021411	2/14/2011	<0.62	U		<0.62	U		<0.78	U		<0.55	U		<0.73	U		<0.71	U		<2.3	U	
		VMP-4-5-041911	4/19/2011	<29	U		<29	U		<36	U		<25	U		<34	U		<33	U		<100	U	
		VMP-4-5-080311	8/3/2011	<0.062	U		<0.062	U		<0.077	U		<0.054	U		<0.072	U		<0.07	U		<0.22	U	
		VMP-4-5-110911	11/9/2011	<0.0034	U		<0.0034	U		0.0019	J		<0.003	J	U	<0.004	U		<0.0039	U		<0.012	U	
		VMP-4-5-013012	1/30/2012	<0.17	U		<0.17	U		<0.22	U		0.19		J	<0.2	U		<0.2	U		<0.63	U	
	12 ft	VMP-4-12	11/5/2009	<0.84	U		<0.84	U		<1	U		<0.73	U		<0.98	U		<0.96	U		<3	U	
		VMP-4-12-082510	8/25/2010	<5	U		<5	U		<6.2	U		<4.4	U		<5.8	U		<5.7	U		<18	U	
		VMP-4-12-112310	11/23/2010	<5.1	U		<5.1	U		<6.4	U		<4.5	U		<6	U		<5.8	U		<18	U	
		VMP-4-12-021411	2/14/2011	<1.3	U		<1.3	U		<1.6	U		<1.1	U		<1.5	U		<1.5	U		<4.7	U	
		VMP-4-12-041911	4/19/2011	<25	U		<25	U		<31	U		<22	U		<29	U		<28	U		<90	U	
		VMP-4-12-080311	8/3/2011	<2.8	U		<2.8	U		<3.6	U		<2.5	U		<3.3	U		<3.3	U		<10	U	
		VMP-4-12-080311-Dup	8/3/2011	<5.7	U		<5.7	U		<7.1	U		<5	U		<6.7	U		<6.6	U		<21	U	
		VMP-4-12-110911	11/9/2011	<0.87	U		<0.87	U		<1.1	U	UJ	<0.76	U		<1	U		<0.99	U		<3.2	U	
		VMP-4-12-013012	1/30/2012	<1.8	U		<1.8	U		<2.2	U		<1.6	U		<2.1	U		<2	U		<6.4	U	
	23.5 ft	VMP-4-23.5	11/5/2009	<38	U		<38	U		<48	U		<34	U		<45	U		<44	U		<140	U	
		VMP-4-23.5-083110	8/31/2010	<5.7	U		<5.7	U		<7.1	U		<5	U		<6.7	U		<6.6	U		<21	U	
		VMP-4-23.5-112310	11/23/2010	<58	U		<58	U		<72	U		<50	U		<67	U		<66	U		<210	U	
		VMP-4-23.5-021411	2/14/2011	<2.1	U		<2.1	U		<2.6	U		<1.8	U		<2.4	U		<2.4	U		<7.6	U	
		VMP-4-23.5-042011	4/20/2011	<130	U		<130	U		<170	U		<120	U		<160	U		<150	U		<480	U	
		VMP-4-23.5-042011-Dup	4/20/2011	<130	U		<130	U		<170	U		53	J		<160	U		<150	U		<480	U	
		VMP-4-23.5-080611	8/6/2011	<5.6	U		<5.6	U		<6.9	U		<4.9	U		<6.5	U		<6.4	U		<20	U	
		VMP-4-23.5-110911	11/9/2011	<17	U		<17	U		<21	U		<14	U		<19	U		<19	U		<60	U	
		VMP-4-23.5-013012	1/30/2012	<35	U		<35	U		<44	U		<31	U		<41	U		<41	U		<130	U	
		VMP-4-23.5-013012-Dup	1/30/2012	<25	U		<25	U		<31	U		<22	U		<29	U		<28	U		<90	U	
	39 ft	VMP-4-39	11/5/2009	<30	U		<30	U		<37	U		<26	U		<34	U		<34	U		<110	U	
		VMP-4-39-042111	4/21/2011	<170	U		<170	U		<210	U		<140	U		<190	U		<190	U		<600	U	

TABLE 3 CUMULATIVE SUMMARY OF SOIL VAPOR ANALYTICAL DETECTIONS AND SCREENING RESULTS: VILLAGE - VOCS

				Ethanol			Ethylbenzene			4-Ethyltoluene			Freon 113			Heptane			Hexachlorobutadiene			Hexane		
Screening Values (mg/m³)							1,400																	
Location	Depth	Sample ID	Sample Date	Result (mg/m³)	Lab Qualifier	URS Qualifier	Result (mg/m³)	Lab Qualifier	URS Qualifier	Result (mg/m³)	Lab Qualifier	URS Qualifier	Result (mg/m³)	Lab Qualifier	URS Qualifier	Result (mg/m³)	Lab Qualifier	URS Qualifier	Result (mg/m³)	Lab Qualifier	URS Qualifier	Result (mg/m³)	Lab Qualifier	URS Qualifier
VMP-3	5 ft	VMP-3-5	11/3/2009	<0.041	U		0.065			0.035			<0.041	U		0.16			<0.23	U		0.58		
		VMP-3-5-090910	9/9/2010	<10	U		<5.8	U		<6.5	U		<10	U		4.8	J		<57	U		110		
		VMP-3-5-112210	11/22/2010	<10	U		<5.8	U		<6.6	U		<10	U		<5.5	U		<57	U		150		
		VMP-3-5-020911	2/9/2011	<4.6	U		<2.6	U		<3	U		<4.6	U		<2.5	U		<26	U		25		
		VMP-3-5-041411	4/14/2011	<49	U		<28	U		<32	U		<50	U		<27	U		<280	U		240		
		VMP-3-5-080211	8/2/2011	0.18			0.0028	J		0.0019	J		<0.012	U		0.0027	J		<0.066	U		0.022		
		VMP-3-5-110811	11/8/2011	0.014			<0.0037	U		0.00043	J		<0.0066	U		<0.0035	U		<0.036	U		<0.003	U	
		VMP-3-5-110811-Dup	11/8/2011	0.016			<0.0038	U		0.00045	J		<0.0067	U		0.0023	J		<0.037	U		0.0025	J	
		VMP-3-5-012712	1/27/2012	<3.3	U		<1.9	U		<2.2	U		<3.4	U		<1.8	U		<19	U		58		
	10 ft	VMP-3-10	6/21/2010	<11	U		<6.6	U		3.1	J		<12	U		86			<65	U		1300		
		VMP 3-10-091010	9/10/2010	<32	U		<18	U		<21	U		<32	U		87			<180	U		1100		
		VMP-3-10-092010	9/20/2010	<23	U		<13	U		<15	U		<24	U		48			<130	U		660		
		VMP-3-10-112210	11/22/2010	<9.9	U		<5.7	U		<6.5	U		<10	U		86			<56	U		1200		
		VMP-3-10-112210-Dup	11/22/2010	<14	U		<8	U		<9	U		<14	U		82			<78	U		1100		
		VMP-3-10-020811	2/8/2011	<15	U		<8.4	U		<9.5	U		<15	U		<8	U		<83	U		690		
		VMP-3-10-041311	4/13/2011	<85	U		<49	U		<55	U		<86	U		<46	U		<480	U		560		
		VMP-3-10-080311	8/3/2011	0.1	J		<0.062	U		<0.07	U		<0.11	U		<0.058	U		<0.6	U		0.1		
		VMP-3-10-110811	11/8/2011	0.01			<0.005	U		<0.0057	U		<0.0089	U		<0.0048	U		<0.05	U		0.0022	J	
		VMP-3-10-012712	1/27/2012	0.018	J		0.023	J		0.041	J		<0.064	U		0.32			<0.36	U		1.7		
	22 ft	VMP-3-22	11/4/2009	<29	U	UJ	<17	U		<19	U		<30	U		310			<160	U		4900		
		VMP-3-22-092010	9/20/2010	<31	U		9.4	J		7.7	J		<31	U		130			<170	U		1500		
		VMP-3-22-112210	11/22/2010	<35	U		<20	U		<23	U		<36	U		140			<200	U		2000		
		VMP-3-22-020811	2/8/2011	<17	U		3.6	J		<11	U		<18	U		<9.4	U		<98	U		1400		
		VMP-3-22-041511	4/15/2011	<93	U		<54	U		<61	U		<95	U		50			<530	U		850		
		VMP-3-22-080611	8/6/2011	0.16			0.025	J		<0.097	U		<0.15	U		0.51			<0.84	U		3		
		VMP-3-22-110811	11/8/2011	0.12			<0.0038	U		<0.0043	J	U	<0.0067	U		<0.0036	U		<0.037	U		0.0014	J	
		VMP-3-22-013012	1/30/2012	<0.026	U		0.0087	J		<0.017	U		<0.027	U		0.45			<0.15	U		1.2		
	31.5 ft	VMP-3-31.5	11/4/2009	<47	U		78			<30	U		<48	U		870			<260	U		18000	E	J
		VMP-3-31.5-090910	9/9/2010	<57	U		57			53			<58	U		1100			<320	U		25000		
		VMP-3-31.5-112210	11/22/2010	<40	U		50			17	J		<41	U		1200			<230	U		20000		
		VMP-3-31.5-020911	2/9/2011	<38	U		33			<25	U		<39	U		480			<220	U		6400		
		VMP-3-31.5-041411	4/14/2011	<310	U		<180	U		<200	U		<320	U		510			<1800	U		9600		
		VMP-3-31.5-041411-Dup	4/14/2011	<310	U		<180	U		<200	U		<320	U		450			<1800	U		8800		
		VMP-3-31.5-080211	8/2/2011	<710	U		<410	U		<460	U		<720	U		860			<4000	U		18000		
		VMP-3-31.5-080211-Dup	8/2/2011	<410	U		<240	U		<270	U		<420	U		1200			<2300	U		27000		
		VMP-3-31.5-110811	11/8/2011	5.7	J		<9.5	U		<11	U		<17	U		55			<93	U		720		
		VMP-3-31.5-012712	1/27/2012	<100	U		<60	U		<68	U		<110	U		88		J	<590	U		1700		J
	39 ft	VMP-3-39	11/4/2009	<93	U		70			<61	U		<95	U		780			<530	U		18000		
VMP-4	5 ft	VMP-4-5	11/5/2009	<0.095	U		<0.055	U		<0.062	U		<0.097	U		<0.052	U		<0.54	U		0.54		
		VMP-4-5-082510	8/25/2010	<0.54	U		<0.31	U		0.061	J		<0.55	U		1.7			<3.1	U		13		
		VMP-4-5-112210	11/22/2010	<20	U		21			6.2	J		<21	U		580			<110	U		1300		
		VMP-4-5-021411	2/14/2011	<1.2	U		<0.68	U		<0.77	U		<1.2	U		30			<6.7	U		88		
		VMP-4-5-041911	4/19/2011	<55	U		<31	U		<36	U		<56	U		380			<310	U		1200		
		VMP-4-5-080311	8/3/2011	0.22			<0.068	U		<0.076	U		<0.12	U		0.054	J		<0.66	U		0.6		
		VMP-4-5-110911	11/9/2011	0.028			0.00078	J		<0.0042	J	U	<0.0066	U		0.0018	J		<0.036	U		0.0032		
		VMP-4-5-013012	1/30/2012	<0.33	U		<0.19	U		<0.22	U		<0.34	U		2.2		J	<1.9	U		12		J
	12 ft	VMP-4-12	11/5/2009	<1.6	U		<0.92	U		1.2			<1.6	U		35			<9	U		130		
		VMP-4-12-082510	8/25/2010	<9.5	U		7.8			3.6	J		<9.6	U		420			<54	U		1200		
		VMP-4-12-112310	11/23/2010	<9.7	U		1.7	J		4.7	J		<9.9	U		240			<55	U		690		
		VMP-4-12-021411	2/14/2011	<2.4	U		<1.4	U		0.97	J		<2.5	U		24			<14	U		160		
		VMP-4-12-041911	4/19/2011	<47	U		33			11	J		<48	U		480			<270	U		1300		
		VMP-4-12-080311	8/3/2011	<5.4	U		<3.1	U		<3.5	U		<5.5	U		41			<31	U		170		
		VMP-4-12-080311-Dup	8/3/2011	<11	U		<6.3	U		<7.1	U		<11	U		36			<62	U		150		
		VMP-4-12-110911	11/9/2011	<1.6	U		<0.95	U		<1.1	U		<1.7	U		1.6			<9.3	U		11		
		VMP-4-12-013012	1/30/2012	<3.4	U		0.46	J		<2.2	U		<3.4	U		95			<19	U		260		
	23.5 ft	VMP-4-23.5	11/5/2009	<73	U		720			110			<74	U		3600			<410	U		14000		
		VMP-4-23.5-083110	8/31/2010	<11	U		960		J	230		J	<11	U		4100		J	<62	U		13000		J
		VMP-4-23.5-112310	11/23/2010	<110	U		630			58	J		<110	U		3900			<620	U		15000		
		VMP-4-23.5-021411	2/14/2011	<4	U		93		J	1.2	J	J	<4.1	U		1700		J	<23	U		12000		
		VMP-4-23.5-042011	4/20/2011	65	J		530			69	J		<260	U		2900			<1400	U		13000		
		VMP-4-23.5-042011-Dup	4/20/2011	<250	U		490			69	J		<260	U		2800			<1400	U		13000		
		VMP-4-23.5-080611	8/6/2011	<10	U		180			21			<11	U		2200			<60	U		11000		
		VMP-4-23.5-110911	11/9/2011	<32	U		4	J		<21	U		<32	U		740			<180	U		6200		
		VMP-4-23.5-013012	1/30/2012	<67	U		140		J	<44	U		<68	U		4700		J	<380	U		14000		J
		VMP-4-23.5-013012-Dup	1/30/2012	<47	U		52		J	<31	U		<48	U		3200		J	<270	U		11000		
	39 ft	VMP-4-39	11/5/2009	<56	U		620			120			<57	U		3500			<320	U		14000		
		VMP-4-39-042111	4/21/2011	<320	U		420			51	J		<320	U		2700			<1800	U		13000		

TABLE 3 CUMULATIVE SUMMARY OF SOIL VAPOR ANALYTICAL DETECTIONS AND SCREENING RESULTS: VILLAGE - VOCS

				2-Hexanone (Methyl N-Butyl Ketone)			Isopentane			Isopropylbenzene (Cumene)			4-Methyl-2-pentanone (Methyl Isobutyl Ketone)			Methyl tert-Butyl Ether (MTBE)			2-Propanol			n-Propylbenzene		
Screening Values (mg/m³)										600						3,400								
Location	Depth	Sample ID	Sample Date	Result (mg/m³)	Lab Qualifier	URS Qualifier	Result (mg/m³)	Lab Qualifier	URS Qualifier	Result (mg/m³)	Lab Qualifier	URS Qualifier	Result (mg/m³)	Lab Qualifier	URS Qualifier	Result (mg/m³)	Lab Qualifier	URS Qualifier	Result (mg/m³)	Lab Qualifier	URS Qualifier	Result (mg/m³)	Lab Qualifier	URS Qualifier
VMP-3	5 ft	VMP-3-5	11/3/2009	<0.088	U					<0.026	U		<0.022	U		<0.019	U		<0.053	U		<0.026	U	
		VMP-3-5-090910	9/9/2010	<22	U					<6.5	U		<5.4	U		<4.8	U		<13	U		<6.5	U	
		VMP-3-5-112210	11/22/2010	<22	U					<6.6	U		<5.5	U		<4.8	U		2.1	J		<6.6	U	
		VMP-3-5-020911	2/9/2011	<9.9	U					<3	U		<2.5	U		<2.2	U		<5.9	U		<3	U	
		VMP-3-5-041411	4/14/2011	<110	U		12000			<32	U		<27	U		<23	U		<64	UJ	UJ	<32	U	
		VMP-3-5-080211	8/2/2011	0.0035	J		0.3			0.021			0.092			<0.0056	U		0.019			<0.0076	U	
		VMP-3-5-110811	11/8/2011	0.00045	J		0.0033	J		0.0039	J		0.021			<0.0031	U		0.0094			<0.0042	U	
		VMP-3-5-110811-Dup	11/8/2011	0.00046	J		0.0044	J		0.0034	J		0.019			<0.0032	U		0.0093			<0.0043	U	
		VMP-3-5-012712	1/27/2012	<7.2	U		1100			<2.2	U		<1.8	U		<1.6	U		<4.3	U		<2.2	U	
	10 ft	VMP-3-10	6/21/2010	<25	U					2.8	J		<6.2	U		<5.5	U		3.8	J		5.6	J	
		VMP 3-10-091010	9/10/2010	<70	U					5	J		<17	U		<15	U		<42	U		7.2	J	
		VMP-3-10-092010	9/20/2010	<51	U					<15	U		<13	U		<11	U		<30	U		4.4	J	
		VMP-3-10-112210	11/22/2010	<22	U					7.8			<5.4	U		<4.8	U		<13	U		11		
		VMP-3-10-112210-Dup	11/22/2010	<30	U					5.4	J		<7.5	U		<6.6	U		<18	U		7.9	J	
		VMP-3-10-020811	2/8/2011	<32	U					<9.5	U		<7.9	U		<7	U		<19	U		<9.5	U	
		VMP-3-10-041311	4/13/2011	<180	U		21000			<55	U		<46	U		<40	U		<110	UJ	UJ	<55	U	
		VMP-3-10-080311	8/3/2011	<0.23	U		100	E	J	0.048	J		<0.058	U		<0.051	U		0.044	J		0.022	J	
		VMP-3-10-110811	11/8/2011	<0.019	J	U	0.96			0.0037	J		0.027			<0.0042	U		0.015			<0.0057	U	
		VMP-3-10-012712	1/27/2012	<0.14	U		7.9			0.016	J		0.042			<0.03	U		0.017	J		0.015	J	
	22 ft	VMP-3-22	11/4/2009	<64	U					<19	U		<16	U		<14	U		<38	U		24		
		VMP-3-22-092010	9/20/2010	<67	U					14	J		<17	U		<15	U		<40	U		29		
		VMP-3-22-112210	11/22/2010	<76	U					20	J		<19	U		<17	U		<46	U		40		
		VMP-3-22-020811	2/8/2011	<38	U					9.9	J		<9.4	U		<8.2	U		<22	U		20		
		VMP-3-22-041511	4/15/2011	<200	U		24000			<61	U		<51	U		<45	U		<120	UJ	UJ	<61	U	
		VMP-3-22-080611	8/6/2011	<0.32	U		24			0.059	J		0.15			<0.071	U		0.11	J		<0.097	U	
		VMP-3-22-110811	11/8/2011	<0.014	U		0.32			0.00078	J		0.0093			<0.0032	U		0.032			<0.0043	U	
		VMP-3-22-013012	1/30/2012	<0.057	U		2.8			0.0065	J		0.046			<0.013	U		0.054			0.0015	J	
	31.5 ft	VMP-3-31.5	11/4/2009	<100	U					<30	U		<25	U		<22	U		<61	U		<30	U	
		VMP-3-31.5-090910	9/9/2010	<120	U					<37	U		<31	U		<27	U		<75	U		17	J	
		VMP-3-31.5-112210	11/22/2010	<87	U					<26	U		<22	U		<19	U		<52	U		9.8	J	
		VMP-3-31.5-020911	2/9/2011	<83	U					<25	U		<21	U		<18	U		<50	U		<25	U	
		VMP-3-31.5-041411	4/14/2011	<680	U		52000			<200	U		<170	U		<150	U		<410	UJ	UJ	<200	U	
		VMP-3-31.5-041411-Dup	4/14/2011	<680	U		48000			<200	U		<170	U		<150	U		<410	UJ	UJ	<200	U	
		VMP-3-31.5-080211	8/2/2011	<1500	U		80000			<460	U		<380	U		<340	U		<920	U		<460	U	
		VMP-3-31.5-080211-Dup	8/2/2011	<900	U		120000			<270	U		<220	U		<200	U		<540	U		<270	U	
		VMP-3-31.5-110811	11/8/2011	<36	U		3200			<11	U		<9	U		<7.9	U		<22	U		<11	U	
		VMP-3-31.5-012712	1/27/2012	<230	U		16000		J	<68	U		<57	U		<50	U		<140	U		<68	U	
	39 ft	VMP-3-39	11/4/2009	<200	U					<61	U		<50	U		<44	U		<120	U		<61	U	
VMP-4	5 ft	VMP-4-5	11/5/2009	<0.21	U					<0.062	U		<0.052	U		<0.046	U		<0.12	U		<0.062	U	
		VMP-4-5-082510	8/25/2010	<1.2	U					0.048	J		<0.29	U		<0.26	U		<0.71	U		0.058	J	
		VMP-4-5-112210	11/22/2010	<44	U					6.6	J		<11	U		<9.7	U		<26	U		8.4	J	
		VMP-4-5-021411	2/14/2011	<2.6	U					<0.77	U		<0.64	U		<0.57	U		<1.5	U		<0.77	U	
		VMP-4-5-041911	4/19/2011	<120	U		11000			<36	U		<30	U		<26	U		<71	UJ	UJ	<36	U	
		VMP-4-5-080311	8/3/2011	0.0083	J		19	E	J	0.072	J		<0.064	U		<0.056	U		0.044	J		<0.076	U	
		VMP-4-5-110911	11/9/2011	<0.014	U		0.04			0.0021	J		<0.0035	U		<0.0031	U		0.012			0.00081	J	
		VMP-4-5-013012	1/30/2012	<0.72	U		100		J	<0.22	U		<0.18	U		<0.16	U		0.044	J	J	<0.22	U	
	12 ft	VMP-4-12	11/5/2009	<3.4	U					<1	U		<0.86	U		<0.76	U		<2.1	U		<1	U	
		VMP-4-12-082510	8/25/2010	<21	U					3.6	J		<5.2	U		<4.5	U		<12	U		4.2	J	
		VMP-4-12-112310	11/23/2010	<21	U					<6.3	U		<5.3	U		<4.6	U		<13	U		<6.3	U	
		VMP-4-12-021411	2/14/2011	<5.3	U					<1.6	U		<1.3	U		<1.2	U		<3.2	U		<1.6	U	
		VMP-4-12-041911	4/19/2011	<100	U		11000			<31	U		<26	U		<22	U		<61	UJ	UJ	<31	U	
		VMP-4-12-080311	8/3/2011	<12	U		3100			<3.5	U		<2.9	U		<2.6	U		<7.1	U		<3.5	U	
		VMP-4-12-080311-Dup	8/3/2011	<24	U		3400			<7.1	U		<5.9	U		<5.2	U		<14	U		<7.1	U	
		VMP-4-12-110911	11/9/2011	<3.6	U		260			<1.1	U		<0.9	U		<0.79	U		<2.2	U		<1.1	U	
		VMP-4-12-013012	1/30/2012	<7.3	U		980		J	<2.2	U		<1.8	U		<1.6	U		<4.4	U		<2.2	U	
	23.5 ft	VMP-4-23.5	11/5/2009	<160	U					<48	U		<40	U		<35	U		<95	U		<48	U	
		VMP-4-23.5-083110	8/31/2010	<24	U					38		J	<5.9	U		<5.2	U		<14	U		69		J
		VMP-4-23.5-112310	11/23/2010	<240	U					<72	U		<60	U		<52	U		<140	U		22	J	
		VMP-4-23.5-021411	2/14/2011	<8.7	U					<2.6	U		<2.2	U		<1.9	U		<5.2	U		<2.6	U	
		VMP-4-23.5-042011	4/20/2011	<1400	U		81000			<160	U		<1400	U		<120	U		<330	U		<160	U	
		VMP-4-23.5-042011-Dup	4/20/2011	<1400	U		78000			<160	U		<1400	U		<120	U		<330	U		<160	U	
		VMP-4-23.5-080611	8/6/2011	<23	U		69000			6.6	J		<5.8	U		<5.1	U		<14	U		7.6		
		VMP-4-23.5-110911	11/9/2011	<69	U		37000			<21	U		<17	U		<15	U		<41	U		<21	U	
		VMP-4-23.5-013012	1/30/2012	<150	U		32000		J	<44	U		<37	U		<32	U		<88	U		<44	U	
		VMP-4-23.5-013012-Dup	1/30/2012	<100	U		34000		J	<31	U		<26	U		<22	U		<61	U		<31	U	
	39 ft	VMP-4-39	11/5/2009	<120	U					<37	U		<30	U		<27	U		<73	U		39		
		VMP-4-39-042111	4/21/2011	<1700	U		77000			<210	U		<1700	U		<150	U		<410	U		<210	U	

TABLE 3 CUMULATIVE SUMMARY OF SOIL VAPOR ANALYTICAL DETECTIONS AND SCREENING RESULTS: VILLAGE - VOCS

				Styrene			Tetrachloroethene			Tetrahydrofuran			Toluene			1,2,4-Trichlorobenzene			1,1,1-Trichloroethane (Methyl chloroform)			1,1,2-Trichloroethane		
Screening Values (mg/m³)				1,400			0.55						6,200			11			6,600			170,000		
Location	Depth	Sample ID	Sample Date	Result (mg/m³)	Lab Qualifier	URS Qualifier	Result (mg/m³)	Lab Qualifier	URS Qualifier	Result (mg/m³)	Lab Qualifier	URS Qualifier	Result (mg/m³)	Lab Qualifier	URS Qualifier	Result (mg/m³)	Lab Qualifier	URS Qualifier	Result (mg/m³)	Lab Qualifier	URS Qualifier	Result (mg/m³)	Lab Qualifier	URS Qualifier
VMP-3	5 ft	VMP-3-5	11/3/2009	<0.023	U		<0.037	U		<0.016	U		<0.02	U		<0.16	U		<0.029	U		<0.029	U	
		VMP-3-5-090910	9/9/2010	<5.7	U		<9	U		<3.9	U		<5	U		<39	U		<7.2	U		<7.2	U	
		VMP-3-5-112210	11/22/2010	<5.7	U		4.5	J		<4	U		3.2	J		<40	U		<7.3	U		<7.3	U	
		VMP-3-5-020911	2/9/2011	<2.6	U		<4.1	U		<1.8	U		<2.3	U		<18	U		<3.3	U		<3.3	U	
		VMP-3-5-041411	4/14/2011	<28	U		<44	U		<19	U		<24	U		<190	U		<35	U		<35	U	
		VMP-3-5-080211	8/2/2011	0.0021	J		<0.01	U		0.0015	J		0.02			<0.046	U		<0.0085	U		<0.0085	U	
		VMP-3-5-110811	11/8/2011	<0.0036	U		<0.0058	U		<0.0025	U		0.0094			<0.025	U		<0.0047	U		<0.0047	U	
		VMP-3-5-110811-Dup	11/8/2011	<0.0037	U		<0.0059	U		<0.0026	U		0.0085			<0.026	U		<0.0048	U		<0.0048	U	
		VMP-3-5-012712	1/27/2012	<1.9	U		<3	U		<1.3	U		<1.6	U		<13	U		<2.4	U		<2.4	U	
	10 ft	VMP-3-10	6/21/2010	<6.4	U		<10	U		<4.5	U		<5.7	U		<45	U		<8.3	U		<8.3	U	
		VMP 3-10-091010	9/10/2010	<18	U		<29	U		<12	U		<16	U		<130	U		<23	U		<23	U	
		VMP-3-10-092010	9/20/2010	<13	U		<21	U		<9.1	U		9.9	J		<92	U		<17	U		<17	U	
		VMP-3-10-112210	11/22/2010	<5.6	U		<9	U		<3.9	U		2.1	J		<39	U		<7.2	U		<7.2	U	
		VMP-3-10-112210-Dup	11/22/2010	<7.8	U		<12	U		<5.4	U		2	J		<55	U		<10	U		<10	U	
		VMP-3-10-020811	2/8/2011	<8.3	U		<13	U		<5.7	U		<7.3	U		<58	U		<10	U		<10	U	
		VMP-3-10-041311	4/13/2011	<48	U		<76	U		<33	U		<42	U		<330	U		<61	U		<61	U	
		VMP-3-10-080311	8/3/2011	<0.06	U		<0.096	U		<0.042	U		0.028	J		<0.42	U		<0.077	U		<0.077	U	
		VMP-3-10-110811	11/8/2011	<0.005	U		<0.0079	U		<0.0034	U		0.013			<0.034	U		<0.0064	U		<0.0064	U	
		VMP-3-10-012712	1/27/2012	<0.036	U		<0.057	U		<0.025	U		0.026	J		<0.25	U		<0.046	U		<0.046	U	
	22 ft	VMP-3-22	11/4/2009	<16	U		<26	U		<11	U		<15	U		<120	U		<21	U		<21	U	
		VMP-3-22-092010	9/20/2010	<17	U		<28	U		<12	U		37			<120	U		<22	U		<22	U	
		VMP-3-22-112210	11/22/2010	<20	U		<32	U		<14	U		<18	U		<140	U		<25	U		<25	U	
		VMP-3-22-020811	2/8/2011	<9.8	U		<16	U		<6.8	U		4.3	J		<68	U		<12	U		<12	U	
		VMP-3-22-041511	4/15/2011	<53	U		<84	U		<36	U	UJ	<47	U		<370	U		<68	U		<68	U	
		VMP-3-22-080611	8/6/2011	<0.084	U		<0.13	U		<0.058	U		0.087			<0.59	U		<0.11	U		<0.11	U	
		VMP-3-22-110811	11/8/2011	<0.0037	U		<0.0059	U		0.0024	J		0.016			<0.026	U		<0.0048	U		<0.0048	U	
		VMP-3-22-013012	1/30/2012	<0.015	U		<0.024	U		<0.01	U		0.03			<0.1	U		<0.019	U		<0.019	U	
	31.5 ft	VMP-3-31.5	11/4/2009	<26	U		<42	U		<18	U		25			<180	U		<34	U		<34	U	
		VMP-3-31.5-090910	9/9/2010	<32	U		<52	U		<22	U		17	J		<220	U		<41	U		<41	U	
		VMP-3-31.5-112210	11/22/2010	<22	U		<36	U		<16	U		19	J		<160	U		<29	U		<29	U	
		VMP-3-31.5-020911	2/9/2011	<22	U		<34	U		<15	U		40			<150	U		<28	U		<28	U	
		VMP-3-31.5-041411	4/14/2011	<180	U		<280	U		<120	U		<160	U		<1200	U		<230	U		<230	U	
		VMP-3-31.5-041411-Dup	4/14/2011	<180	U		<280	U		<120	U		<160	U		<1200	U		<230	U		<230	U	
		VMP-3-31.5-080211	8/2/2011	<400	U		1100			<280	U		<350	U		<2800	U		<510	U		<510	U	
		VMP-3-31.5-080211-Dup	8/2/2011	<230	U		<370	U		<160	U		<210	U		<1600	U		<300	U		<300	U	
		VMP-3-31.5-110811	11/8/2011	<9.3	U		<15	U		<6.4	U		23			<65	U		<12	U		<12	U	
		VMP-3-31.5-012712	1/27/2012	<59	U		<94	U		<41	U		<52	U		<410	U		<76	U		<76	U	
	39 ft	VMP-3-39	11/4/2009	<53	U		<84	U		<36	U		<46	U		<370	U		<67	U		<67	U	
VMP-4	5 ft	VMP-4-5	11/5/2009	<0.054	U		<0.086	U		<0.037	U		<0.048	U		<0.38	U	UJ	<0.069	U		<0.069	U	
		VMP-4-5-082510	8/25/2010	<0.31	U		<0.49	U		<0.21	U		<0.27	U		<2.1	U		<0.39	U		<0.39	U	
		VMP-4-5-112210	11/22/2010	<11	U		<18	U		<7.9	U		2.8	J		<80	U		<15	U		<15	U	
		VMP-4-5-021411	2/14/2011	<0.67	U		<1.1	U		<0.46	U		0.49	J		<4.7	U		<0.86	U		<0.86	U	
		VMP-4-5-041911	4/19/2011	<31	U		<49	U		<21	U		<27	U		<220	U		<40	U		<40	U	
		VMP-4-5-080311	8/3/2011	<0.066	U		<0.1	U		<0.046	U		0.03	J		<0.46	U		<0.085	U		<0.085	U	
		VMP-4-5-110911	11/9/2011	<0.0036	U		<0.0058	U		0.00057	J		0.0059			<0.025	U		<0.0047	U		<0.0047	U	
		VMP-4-5-013012	1/30/2012	<0.19	U		<0.3	U		<0.13	U		0.059	J	J	<1.3	U		<0.24	U		<0.24	U	
	12 ft	VMP-4-12	11/5/2009	<0.9	U		<1.4	U		<0.62	U		<0.8	U		<6.3	U	UJ	<1.2	U		<1.2	U	
		VMP-4-12-082510	8/25/2010	<5.4	U		<8.5	U		<3.7	U		<4.7	U		<37	U		<6.9	U		<6.9	U	
		VMP-4-12-112310	11/23/2010	<5.5	U		<8.8	U		<3.8	U		<4.9	U		<38	U		<7	U		<7	U	
		VMP-4-12-021411	2/14/2011	<1.4	U		<2.2	U		<0.96	U		1.1	J		<9.6	U		<1.8	U		<1.8	U	
		VMP-4-12-041911	4/19/2011	<27	U		<42	U		<18	U		20	J		<180	U		<34	U		<34	U	
		VMP-4-12-080311	8/3/2011	<3.1	U		<4.9	U		<2.1	U		<2.7	U		<21	U		<3.9	U		<3.9	U	
		VMP-4-12-080311-Dup	8/3/2011	<6.2	U		<9.8	U		<4.3	U		<5.4	U		<43	U		<7.9	U		<7.9	U	
		VMP-4-12-110911	11/9/2011	<0.93	U		<1.5	U		<0.64	U		<0.82	U		<6.5	U		<1.2	U		<1.2	U	
		VMP-4-12-013012	1/30/2012	<1.9	U		<3	U		<1.3	U		3.2			<13	U		<2.4	U		<2.4	U	
	23.5 ft	VMP-4-23.5	11/5/2009	<41	U		<66	U		<29	U		1400			<290	U		<53	U		<53	U	
		VMP-4-23.5-083110	8/31/2010	<6.2	U		<9.8	U		<4.3	U		2000		J	<43	U		<7.9	U		<7.9	U	
		VMP-4-23.5-112310	11/23/2010	<62	U		<99	U		<43	U		1600			<430	U		<79	U		<79	U	
		VMP-4-23.5-021411	2/14/2011	<2.2	U		<3.6	U		<1.6	U		600		J	<16	U		<2.9	U		<2.9	U	
		VMP-4-23.5-042011	4/20/2011	<1400	U		<230	U		<99	U		820			<1000	U		<180	U		<180	U	
		VMP-4-23.5-042011-Dup	4/20/2011	<1400	U		<230	U		<99	U		790			<1000	U		<180	U		<180	U	
		VMP-4-23.5-080611	8/6/2011	<6	U		<9.5	U		<4.1	U		390			<42	U		<7.7	U		<7.7	U	
		VMP-4-23.5-110911	11/9/2011	<18	U		<28	U		<12	U		44			<120	U		<23	U		<23	U	
		VMP-4-23.5-013012	1/30/2012	<38	U		<61	U		<26	U		580		J	<260	U		<49	U		<49	U	
		VMP-4-23.5-013012-Dup	1/30/2012	<27	U		<42	U		<18	U		320		J	<180	U		<34	U		<34	U	
	39 ft	VMP-4-39	11/5/2009	<32	U		<50	U		<22	U		420			<220	U		<41	U		<41	U	
		VMP-4-39-042111	4/21/2011	<1800	U		<280	U		<120	U		440			<1200	U		<230	U		<230	U	

TABLE 3 CUMULATIVE SUMMARY OF SOIL VAPOR ANALYTICAL DETECTIONS AND SCREENING RESULTS: VILLAGE - VOCS

				Trichloroethene			Trichlorofluoromethane			1,2,4-Trimethylbenzene			1,3,5-Trimethylbenzene			2,2,4-Trimethylpentane			m,p-Xylene			o-Xylene		
Screening Values (mg/m³)				1.5			860												130			120		
Location	Depth	Sample ID	Sample Date	Result (mg/m³)	Lab Qualifier	URS Qualifier	Result (mg/m³)	Lab Qualifier	URS Qualifier	Result (mg/m³)	Lab Qualifier	URS Qualifier	Result (mg/m³)	Lab Qualifier	URS Qualifier	Result (mg/m³)	Lab Qualifier	URS Qualifier	Result (mg/m³)	Lab Qualifier	URS Qualifier	Result (mg/m³)	Lab Qualifier	URS Qualifier
VMP-3	5 ft	VMP-3-5	11/3/2009	<0.029	U		<0.03	U		<0.026	U		<0.026	U		6.4			0.1			0.045		
		VMP-3-5-090910	9/9/2010	<7.1	U		<7.5	U		<6.5	U		<6.5	U		1200			<5.8	U		<5.8	U	
		VMP-3-5-112210	11/22/2010	8.9			<7.6	U		<6.6	U		<6.6	U		1100			2.3	J		<5.8	U	
		VMP-3-5-020911	2/9/2011	<3.2	U		<3.4	U		<3	U		<3	U		460			<2.6	U		<2.6	U	
		VMP-3-5-041411	4/14/2011	<35	U		<36	U		<32	U		<32	U		1100			<28	U		<28	U	
		VMP-3-5-080211	8/2/2011	<0.0084	U		<0.0087	U		0.0069	J		0.0018	J		0.37			0.0074			0.0026	J	
		VMP-3-5-110811	11/8/2011	<0.0046	U		0.00096	J		<0.0042	J	U	<0.0042	U		<0.004	U		0.0017	J		<0.0037	U	
		VMP-3-5-110811-Dup	11/8/2011	<0.0047	U		0.00086	J		<0.0043	J	U	<0.0043	U		<0.0041	U		0.0015	J		0.00056	J	
		VMP-3-5-012712	1/27/2012	<2.4	U		<2.4	U		<8.6	U		<2.2	U		260			<1.9	U		<1.9	U	
	10 ft	VMP-3-10	6/21/2010	<8.1	U		<8.5	U		4.3	J		1.4	J		3500			2.9	J		<6.6	U	
		VMP 3-10-091010	9/10/2010	<23	U		<24	U		<21	U		<21	U		3000			<18	U		<18	U	
		VMP-3-10-092010	9/20/2010	<17	U		<17	U		<15	U		<15	U		2400			6.6	J		<13	U	
		VMP-3-10-112210	11/22/2010	<7.1	U		<7.4	U		<6.5	U		<6.5	U		3200			2.8	J		<5.7	U	
		VMP-3-10-112210-Dup	11/22/2010	<9.9	U		<10	U		<9	U		<9	U		3100			2.2	J		<8	U	
		VMP-3-10-020811	2/8/2011	<10	U		<11	U		<9.5	U		<9.5	U		3300			<8.4	U		<8.4	U	
		VMP-3-10-041311	4/13/2011	<60	U		<63	U		<55	U		<55	U		1900			<49	U		<49	U	
		VMP-3-10-080311	8/3/2011	<0.076	U		<0.08	U		0.013	J		<0.07	U		26			0.016	J		<0.062	U	
		VMP-3-10-110811	11/8/2011	<0.0063	U		<0.0065	U		0.0012	J		<0.0057	U		1.1			0.0021	J		0.00084	J	
		VMP-3-10-012712	1/27/2012	<0.045	U		<0.047	U		0.021	J		0.017	J		8.9			0.03	J		0.019	J	
	22 ft	VMP-3-22	11/4/2009	<21	U		<22	U		<19	U		<19	U		3800			22			<17	U	
		VMP-3-22-092010	9/20/2010	<22	U		<23	U		5.3	J		<20	U		3200			26			11	J	
		VMP-3-22-112210	11/22/2010	<25	U		<26	U		<23	U		<23	U		4100			8.8	J		<20	U	
		VMP-3-22-020811	2/8/2011	<12	U		<13	U		<11	U		<11	U		2900			7.6	J		<9.9	U	
		VMP-3-22-041511	4/15/2011	<67	U		<70	U		<61	U		<61	U		2200			<54	U		<54	U	
		VMP-3-22-080611	8/6/2011	<0.11	U		<0.11	U		0.014	J		<0.097	U		23			0.045	J		<0.086	U	
		VMP-3-22-110811	11/8/2011	<0.0047	U		0.00099	J		<0.0043	J	U	<0.0043	U		0.78			<0.0038	J	U	0.00063	J	
		VMP-3-22-013012	1/30/2012	<0.019	U		<0.02	U		<0.017	U		<0.017	U		5.9			0.0083	J		<0.015	U	
	31.5 ft	VMP-3-31.5	11/4/2009	<33	U		<35	U		<30	U		<30	U		6800			130			<27	U	
		VMP-3-31.5-090910	9/9/2010	<41	U		<43	U		38			17	J		8300			87			26	J	
		VMP-3-31.5-112210	11/22/2010	<28	U		<30	U		9.8	J		<26	U		8000			68			19	J	
		VMP-3-31.5-020911	2/9/2011	<27	U		<28	U		<25	U		<25	U		3200			54			13	J	
		VMP-3-31.5-041411	4/14/2011	<220	U		<230	U		<200	U		<200	U		4300			<180	U		<180	U	
		VMP-3-31.5-041411-Dup	4/14/2011	<220	U		<230	U		<200	U		<200	U		3900			<180	U		<180	U	
		VMP-3-31.5-080211	8/2/2011	<500	U		<530	U		<460	U		<460	U		9100			<410	U		<410	U	
		VMP-3-31.5-080211-Dup	8/2/2011	<300	U		<310	U		<270	U		<270	U		13000			<240	U		<240	U	
		VMP-3-31.5-110811	11/8/2011	<12	U		<12	U		<11	U		<11	U		650			1.8	J		<9.5	U	
		VMP-3-31.5-012712	1/27/2012	<74	U		<78	U		<270	U		<68	U		2900		J	<60	U		<60	U	
	39 ft	VMP-3-39	11/4/2009	<66	U		<69	U		<61	U		<61	U		7100			110			<54	U	
VMP-4	5 ft	VMP-4-5	11/5/2009	<0.068	U		<0.071	U		<0.062	U		<0.062	U		20			<0.055	U		<0.055	U	
		VMP-4-5-082510	8/25/2010	<0.39	U		<0.4	U		0.054	J		<0.35	U		220			<0.31	U		<0.31	U	
		VMP-4-5-112210	11/22/2010	<14	U		<15	U		<13	U		<13	U		1800			11	J		<12	U	
		VMP-4-5-021411	2/14/2011	<0.85	U		<0.88	U		<0.77	U		<0.77	U		260			0.45	J		<0.68	U	
		VMP-4-5-041911	4/19/2011	<39	U		<41	U		<36	U		<36	U		1100			<31	U		<31	U	
		VMP-4-5-080311	8/3/2011	<0.084	U		<0.087	U		0.016	J		<0.076	U		28			0.012	J		<0.068	U	
		VMP-4-5-110911	11/9/2011	<0.0046	U		0.00092	J		<0.0042	J	U	<0.0042	J	U	0.92			0.0025	J		0.0013	J	
		VMP-4-5-013012	1/30/2012	<0.24	U		<0.24	U		<0.22	U		<0.22	U		170		J	<0.19	U		<0.19	U	
	12 ft	VMP-4-12	11/5/2009	<1.1	U		<1.2	U		<1	U		<1	U		300			1.5			<0.92	U	
		VMP-4-12-082510	8/25/2010	<6.8	U		<7.1	U		1.8	J		1.5	J		1400			5.6			<5.5	U	
		VMP-4-12-112310	11/23/2010	<6.9	U		<7.2	U		3.5	J		2.6	J		1300			6.2			<5.6	U	
		VMP-4-12-021411	2/14/2011	<1.7	U		<1.8	U		<1.6	U		0.52	J		600			2.8			0.72	J	
		VMP-4-12-041911	4/19/2011	<34	U		<35	U		<31	U		<31	U		1200			51			7.6	J	
		VMP-4-12-080311	8/3/2011	<3.9	U		<4	U		<3.5	U		<3.5	U		440			0.77	J		<3.1	U	
		VMP-4-12-080311-Dup	8/3/2011	<7.8	U		<8.1	U		<7.1	U		<7.1	U		390			<6.3	U		<6.3	U	
		VMP-4-12-110911	11/9/2011	<1.2	U		<1.2	U	UJ	<1.1	U		<1.1	U		64			<0.95	U		<0.95	U	
		VMP-4-12-013012	1/30/2012	<2.4	U		<2.5	U		<2.2	U		<2.2	U		380			1.6	J		<1.9	U	
	23.5 ft	VMP-4-23.5	11/5/2009	<52	U		<54	U		78			<48	U		4700			1300			410		
		VMP-4-23.5-083110	8/31/2010	<7.8	U		<8.1	U		190		J	66		J	5800		J	1800		J	600		J
		VMP-4-23.5-112310	11/23/2010	<78	U		<82	U		31	J		<72	U		4800			1100			310		
		VMP-4-23.5-021411	2/14/2011	<2.8	U		<3	U		<2.6	U		<2.6	U		2400		J	130		J	30		J
		VMP-4-23.5-042011	4/20/2011	<180	U		<190	U		<160	U		<160	U		5200			900			230		
		VMP-4-23.5-042011-Dup	4/20/2011	<180	U		<190	U		<160	U		<160	U		4800			830			230		
		VMP-4-23.5-080611	8/6/2011	<7.6	U		<7.9	U		11			6.1	J		2800			320			91		
		VMP-4-23.5-110911	11/9/2011	<22	U		<24	U		<21	U		<21	U		1500			4.2	J		<18	U	
		VMP-4-23.5-013012	1/30/2012	<48	U		<50	U		<44	U		<44	U		4800		J	190		J	34	J	J
		VMP-4-23.5-013012-Dup	1/30/2012	<34	U		<35	U		<31	U		<31	U		3300		J	57		J	8.8	J	
	39 ft	VMP-4-39	11/5/2009	<40	U		<42	U		83			<37	U		4500			1100			320		
		VMP-4-39-042111	4/21/2011	<220	U		<240	U		<210	U		<210	U		4300			670			170	J	

TABLE 3 CUMULATIVE SUMMARY OF SOIL VAPOR ANALYTICAL DETECTIONS AND SCREENING RESULTS: VILLAGE - VOCS

				Acetone			Benzene			Bromodichloromethane			Bromoform			Bromomethane			1,3-Butadiene			Butane			2-Butanone		
Screening Values (mg/m³)				750,000			0.37			450,000			11			6.9									6,400		
Location	Depth	Sample ID	Sample Date	Result (mg/m³)	Lab Qualifier	URS Qualifier	Result (mg/m³)	Lab Qualifier	URS Qualifier	Result (mg/m³)	Lab Qualifier	URS Qualifier	Result (mg/m³)	Lab Qualifier	URS Qualifier	Result (mg/m³)	Lab Qualifier	URS Qualifier	Result (mg/m³)	Lab Qualifier	URS Qualifier	Result (mg/m³)	Lab Qualifier	URS Qualifier	Result (mg/m³)	Lab Qualifier	URS Qualifier
VMP-5	5 ft	VMP-5-5	11/5/2009	<2.1	U		1.5			<1.5	U		<2.3	U		<0.87	U		<0.5	U					<0.66	U	
		VMP-5-5-090910	9/9/2010	<25	U		7.6	J		<18	U		<27	U		<10	U		<5.8	U					<7.8	U	
		VMP-5-5-112210	11/22/2010	<6.1	U		8.6			<4.3	U		<6.7	U		<2.5	U		<1.4	U					<1.9	U	
		VMP-5-5-021611	2/16/2011	<0.039	U		0.024		J	<0.028	U		<0.042	U		<0.016	U		<0.0091	U					<0.012	U	
		VMP-5-5-042111	4/21/2011	<0.12	U		0.88			<0.088	U		<0.14	U		<0.051	U		<0.029	U		0.064	J		<0.16	U	
		VMP-5-5-080511	8/5/2011	0.084			0.015			<0.0084	U		<0.013	U		<0.0049	U		<0.0028	U		0.86			0.028		
		VMP-5-5-111111	11/11/2011	0.15			0.03			<0.0062	U		<0.0096	U		<0.0036	U		<0.002	U		0.05			0.0024	J	
		VMP-5-5-013012	1/30/2012	0.18			9.1			<0.063	U		<0.097	U		<0.036	U		<0.021	U		2.4			0.076	J	
	12.5 ft	VMP-5-12.5	11/6/2009	<2.4	U		5.8			<1.7	U		<2.7	U		<1	U		<0.57	U					<0.76	U	
		VMP-5-12.5-D	11/6/2009	<5.5	U		6			<3.9	U		<6	U		<2.2	U		<1.3	U					<1.7	U	
		VMP-5-12.5-090910	9/9/2010	7.6	J		11			<8.8	U		<14	U		<5.1	U		<2.9	U					<3.9	U	
		VMP-5-12.5-112310	11/23/2010	<0.63	U		0.54			<0.44	U		<0.68	U		<0.26	U		<0.15	U					<0.19	U	
		VMP-5-12.5-021611	2/16/2011	<1.9	U		<0.63	U		<1.3	U		<2	U		<0.77	U		<0.44	U					<0.58	U	
		VMP-5-12.5-042111	4/21/2011	<0.13	U		0.71			<0.094	U		<0.14	U		<0.055	U		<0.031	U		0.11	J		<0.17	U	
		VMP-5-12.5-080611	8/6/2011	<12	U		4.6			<8.3	U		<13	U		<4.8	U		<2.7	U		7600			<15	U	
		VMP-5-12.5-111111	11/11/2011	0.0085			0.0064			<0.0059	U		<0.0091	U		<0.0034	J	U	<0.0019	U		0.0035	J		0.0022	J	
		VMP-5-12.5-013012	1/30/2012	0.066			2.4			<0.019	U		<0.03	U		<0.011	U		<0.0063	U		0.8			0.054		
	31 ft	VMP-5-31	11/6/2009	<23	U		160			<16	U		<25	U		<9.2	U		<5.3	U					<7	U	
		VMP-5-31-090910	9/9/2010	<52	U		200			<37	U		<57	U		<21	U		<12	U					<16	U	
		VMP-5-31-112310	11/23/2010	<33	U		180			<23	U		<36	U		<13	U		<7.6	U					<10	U	
		VMP-5-31-021611	2/16/2011	<13	U		74			<9.2	U		<14	U		<5.4	U		<3	U					<4.1	U	
		VMP-5-31-042111	4/21/2011	<200	U		66			<140	U		<210	U		<80	U		<46	U		34000			<240	U	
		VMP-5-31-080611	8/6/2011	<110	U		64			<78	U		<120	U		<45	U		<26	U		38000			<140	U	
		VMP-5-31-111111	11/11/2011	<56	U		12	J		<39	U		<60	U		<23	U		<13	U		19000			<69	U	
		VMP-5-31-013012	1/30/2012	4.4	J		10			<20	U		<31	U		<12	U		<6.6	U		6900			<35	U	
	40 ft	VMP-5-40	11/6/2009	<31	U		170			<22	U		<34	U		<13	U		<7.2	U					<9.7	U	
		VMP-5-40-042111	4/21/2011	<200	U		64	J		<140	U		<220	U		<84	U		<48	U		27000			<250	U	
		VMP-5-40-013012	1/30/2012	6	J		6.8	J		<42	U		<65	U		<24	U		<14	U		6400			<74	U	
VMP-6	5 ft	VMP-6-5	11/6/2009	<3.8	U		5.8		J	<2.6	U		<4.1	U		<1.5	U		<0.88	U					<1.2	U	
		VMP-6-5-090810	9/8/2010	<2.1	U		1			<1.5	U		<2.3	U		<0.85	U		<0.49	U					<0.65	U	
		VMP-6-5-111610	11/16/2010	<13	U		9			<9.2	U		<14	U		<5.4	U		<3	U					<4.1	U	
		VMP-6-5-020711	2/7/2011	0.014			0.0033	J		<0.008	U		<0.012	U		<0.0046	U		<0.0026	U					0.0015	J	
		VMP-6-5-040811	4/8/2011	0.055			2.4			<0.017	U		<0.027	U		<0.01	U		<0.0057	U		0.083			<0.03	U	
		VMP-6-5-080411	8/4/2011	<0.64	U		0.74			<0.45	U		<0.69	U		<0.26	U		<0.15	U		160			<0.79	U	
		VMP-6-5-110911	11/9/2011	0.015		J	0.015			<0.0054	U		<0.0083	U		<0.0031	U		<0.0018	U		0.028			0.0027	J	
		VMP-6-5-013112	1/31/2012	0.13			0.096			<0.064	U		<0.098	U		<0.037	U		<0.021	U		6.2			0.035	J	
	10 ft	VMP-6-10	11/6/2009	<4.1	U		6.4			<2.9	U		<4.4	U		<1.7	U		<0.95	U					<1.3	U	
		VMP-6-10-090810	9/8/2010	<2.3	U		2.9		J	<1.6	U		<2.5	U		<0.92	U		<0.53	U					<0.7	U	
		VMP-6-10-111710	11/17/2010	0.012	J		0.0053			0.0025	J		<0.013	U		<0.005	J	U	<0.0028	U					0.0022	J	
		VMP-6-10-020711	2/7/2011	0.0038	J		0.0084			<0.0084	U		<0.013	U		<0.0049	U		<0.0028	U					<0.0037	U	
		VMP-6-10-040811	4/8/2011	0.54			2			<0.2	U		<0.31	U		<0.12	U		<0.067	U		<0.29	U		0.12	J	
		VMP-6-10-080411	8/4/2011	<2	U		1.7			<1.4	U		<2.2	U		<0.83	U		<0.47	U		400			<2.5	U	
		VMP-6-10-111011	11/10/2011	0.017		J	0.012			<0.0056	U		<0.0087	U		<0.0033	U		<0.0018	U		0.033			0.0026	J	
		VMP-6-10-013112	1/31/2012	<1.4	U		0.51		J	<1	U		<6.2	U		<0.58	U		<0.33	U		120		J	<1.8	U	
	31.5 ft	VMP-6-31.5	11/9/2009	<27	U		28			<19	U		<29	U		<11	U		<6.2	U					<8.2	U	
		VMP-6-31.5-090810	9/8/2010	<15	U		29			<11	U		<17	U		<6.2	U		<3.6	U					<4.7	U	
		VMP-6-31.5-111710	11/17/2010	<24	U		30			<17	U		<26	U		<9.8	U		<5.6	U					<7.4	U	
		VMP-6-31.5-020711	2/7/2011	13	J		30			<16	U		<25	U		<9.4	U		<5.4	U					<7.1	U	
		VMP-6-31.5-041111	4/11/2011	12	J		18			<12	U		<19	U		<7.3	U		<4.1	U		1200			<22	U	
		VMP-6-31.5-080411	8/4/2011	<13	U		11			<9.3	U		<14	U		<5.4	U		<3.1	U		1100			<16	U	
		VMP-6-31.5-111011	11/10/2011	110		J	8.8			<14	U		<22	U		<8.3	U		<4.7	U		1300			6.4	J	
		VMP-6-31.5-013112	1/31/2012	<8.1	U		8.1		J	<5.7	U		<35	U		<3.3	U		<1.9	U		700		J	<10	U	
	39 ft	VMP-6-39	11/9/2009	<30	U		40			<21	U		<33	U		<12	U		<7	U					<9.4	U	
		VMP-6-39-041111	4/11/2011	12	J		16			<15	U		<23	U		<8.7	U		<4.9	U		1200			3.6	J	
		VMP-6-39-013112	1/31/2012	<8.1	U		8.3		J	<5.7	U		<35	U		<3.3	U		<1.9	U		900		J	<10	U	

TABLE 3 CUMULATIVE SUMMARY OF SOIL VAPOR ANALYTICAL DETECTIONS AND SCREENING RESULTS: VILLAGE - VOCS

				Carbon disulfide			Carbon tetrachloride			Chlorobenzene			Chlorodibromomethane			Chloroethane			Chloroform			Chloromethane			alpha-Chlorotoluene		
Screening Values (mg/m³)				780			0.21			69			47,000						0.11								
Location	Depth	Sample ID	Sample Date	Result (mg/m³)	Lab Qualifier	URS Qualifier	Result (mg/m³)	Lab Qualifier	URS Qualifier	Result (mg/m³)	Lab Qualifier	URS Qualifier	Result (mg/m³)	Lab Qualifier	URS Qualifier	Result (mg/m³)	Lab Qualifier	URS Qualifier	Result (mg/m³)	Lab Qualifier	URS Qualifier	Result (mg/m³)	Lab Qualifier	URS Qualifier	Result (mg/m³)	Lab Qualifier	URS Qualifier
VMP-5	5 ft	VMP-5-5	11/5/2009	<0.7	U		<1.4	U		<1	U		<1.9	U		<0.59	U		<1.1	U		<1.8	U		<1.2	U	
		VMP-5-5-090910	9/9/2010	<8.2	U		<17	U		<12	U		<22	U		<7	U		<13	U		<22	U		<14	U	
		VMP-5-5-112210	11/22/2010	<2	U		<4	U		<3	U		<5.5	U		<1.7	U		<3.1	U		<5.3	U		<3.3	U	
		VMP-5-5-021611	2/16/2011	0.0081	J	J	<0.026	U		<0.019	U		<0.035	U		<0.011	U		<0.02	U		<0.034	U		<0.021	U	
		VMP-5-5-042111	4/21/2011	<0.041	U		<0.083	U		<0.061	U		<0.11	U		<0.14	U		<0.064	U		<0.11	U		<0.068	U	
		VMP-5-5-080511	8/5/2011	0.0037	J		<0.0079	U		<0.0058	U		<0.011	U		<0.013	U		0.0015	J		<0.01	U		<0.0065	U	
		VMP-5-5-111111	11/11/2011	0.0024	J		<0.0058	U		<0.0043	U		<0.0079	U		<0.0098	U		<0.0045	U		<0.0077	U		<0.0048	U	
		VMP-5-5-013012	1/30/2012	0.12			<0.059	U		0.014	J		<0.08	U		<0.099	U		<0.046	U		<0.077	U		<0.048	U	
	12.5 ft	VMP-5-12.5	11/6/2009	<0.8	U		<1.6	U		<1.2	U		<2.2	U		<0.68	U		<1.2	U		<2.1	U		<1.3	U	
		VMP-5-12.5-D	11/6/2009	<1.8	U		<3.6	U		<2.7	U		<4.9	U		<1.5	U		<2.8	U		<4.8	U		<3	U	
		VMP-5-12.5-090910	9/9/2010	<4.1	U		<8.3	U		<6.1	U		<11	U		<3.5	U		<6.4	U		<11	U		<6.8	U	
		VMP-5-12.5-112310	11/23/2010	<0.2	U		<0.42	U		<0.3	U		<0.56	U		<0.17	U		<0.32	U		<0.54	U		<0.34	U	
		VMP-5-12.5-021611	2/16/2011	<0.62	U		<1.2	U		<0.91	U		<1.7	U		<0.52	U		<0.97	U		<1.6	U		<1	U	
		VMP-5-12.5-042111	4/21/2011	<0.044	U		<0.089	U		<0.065	U		<0.12	U		<0.15	U		<0.069	U		<0.12	U		<0.073	U	
		VMP-5-12.5-080611	8/6/2011	<3.9	U		<7.8	U		<5.7	U		<10	U		<13	U		<6	U		<10	U		<6.4	U	
		VMP-5-12.5-111111	11/11/2011	0.0023	J		<0.0055	U		<0.004	U		<0.0075	U		<0.0093	U		0.021			<0.0073	U		<0.0046	U	
		VMP-5-12.5-013012	1/30/2012	<0.036	J	U	<0.018	U		<0.013	J	U	<0.024	U		<0.03	U		0.012	J		<0.024	U		<0.015	U	
	31 ft	VMP-5-31	11/6/2009	<7.4	U		<15	U		<11	U		<20	U		<6.3	U		<12	U		<20	U		<12	U	
		VMP-5-31-090910	9/9/2010	<17	U		<35	U		<25	U		<47	U		<14	U		<27	U		<45	U		<28	U	
		VMP-5-31-112310	11/23/2010	<11	U		<22	U		<16	U		<29	U		<9.1	U		<17	U		<28	U		<18	U	
		VMP-5-31-021611	2/16/2011	<4.3	U		<8.7	U		<6.4	U		<12	U		<3.6	U		<6.7	U		<11	U		<7.1	U	
		VMP-5-31-042111	4/21/2011	<64	U		<130	U		<95	U		<180	U		<220	U		<100	U		<170	U		<110	U	
		VMP-5-31-080611	8/6/2011	6.4	J		<73	U		<53	U		<99	U		<120	U		<57	U		<96	U		<60	U	
		VMP-5-31-111111	11/11/2011	<73	U		<37	U		<27	U		<50	U		<62	U		<28	U		<48	U		<30	U	
		VMP-5-31-013012	1/30/2012	<9.3	U		<19	U		<14	U		<25	U		<32	U		<14	U		<25	U		<15	U	
	40 ft	VMP-5-40	11/6/2009	<10	U		<21	U		<15	U		<28	U		<8.6	U		<16	U		<27	U		<17	U	
		VMP-5-40-042111	4/21/2011	<67	U		<140	U		<99	U		<180	U		<230	U		<100	U		<180	U		<110	U	
		VMP-5-40-013012	1/30/2012	<19	U		<39	U		<29	U		<53	U		<66	U		<30	U		<52	U		<32	U	
VMP-6	5 ft	VMP-6-5	11/6/2009	<1.2	U		<2.5	U		<1.8	U		<3.4	U		<1	U		<1.9	U		<3.3	U		<2	U	
		VMP-6-5-090810	9/8/2010	<0.68	U		<1.4	U		<1	U		<1.9	U		<0.58	U		<1.1	U		<1.8	U		<1.1	U	
		VMP-6-5-111610	11/16/2010	<4.3	U		<8.7	U		<6.4	U		<12	U		<3.6	U		<6.7	U		<11	U		<7.1	U	
		VMP-6-5-020711	2/7/2011	<0.0037	U		<0.0075	U		<0.0055	U		<0.01	U		<0.0031	U		<0.0058	U		<0.0098	U		<0.0062	U	
		VMP-6-5-040811	4/8/2011	0.0098	J		<0.016	U		<0.012	U		<0.022	U		<0.027	U		<0.013	U		<0.021	U		<0.013	U	
		VMP-6-5-080411	8/4/2011	<0.21	U		<0.42	U		<0.31	U		<0.57	U		<0.71	U		<0.33	U		<0.55	U		<0.35	U	
		VMP-6-5-110911	11/9/2011	<0.01	U		<0.0051	U		<0.0037	U		<0.0068	U		<0.0085	U		<0.0039	U		<0.0066	U		<0.0042	U	
		VMP-6-5-013112	1/31/2012	0.073	J		<0.06	U		0.016	J		<0.081	U		<0.1	U		<0.046	U		<0.078	U		<0.049	U	
	10 ft	VMP-6-10	11/6/2009	<1.3	U		<2.7	U		<2	U		<3.7	U		<1.1	U		<2.1	U		<3.6	U		<2.2	U	
		VMP-6-10-090810	9/8/2010	<0.74	U		<1.5	U		<1.1	U		<2	U		<0.63	U		<1.2	U		<2	U		<1.2	U	
		VMP-6-10-111710	11/17/2010	<0.004	U		0.0011	J		<0.0059	U		<0.011	U		<0.0034	U		<0.0063	U		<0.011	U		<0.0067	U	
		VMP-6-10-020711	2/7/2011	<0.0039	U		<0.0079	U		<0.0058	U		<0.011	U		<0.0033	U		<0.0062	U		<0.01	U		<0.0065	U	
		VMP-6-10-040811	4/8/2011	0.19	J		<0.19	U		<0.14	U		<0.26	U		<0.32	U		<0.15	U		<0.25	U		<0.16	U	
		VMP-6-10-080411	8/4/2011	<0.67	U		<1.3	U		<0.98	U		<1.8	U		<2.2	U		<1	U		<1.8	U		<1.1	U	
		VMP-6-10-111011	11/10/2011	<0.01	U		<0.0053	U		<0.0039	U		<0.0072	U		<0.0089	U		<0.0041	U		<0.0069	U		<0.0043	U	
		VMP-6-10-013112	1/31/2012	<0.46	U		<0.94	U		<0.68	U		<1.3	U		<1.6	U		<0.73	U		<1.2	U		<3.1	U	
	31.5 ft	VMP-6-31.5	11/9/2009	<8.7	U		<18	U		<13	U		<24	U		<7.4	U		<14	U		<23	U		<14	U	
		VMP-6-31.5-090810	9/8/2010	<5	U		<10	U		<7.4	U		<14	U		<4.2	U		<7.9	U		<13	U		<8.3	U	
		VMP-6-31.5-111710	11/17/2010	<7.8	U		<16	U		<12	U		<21	U		<6.6	U		<12	U		<21	U		<13	U	
		VMP-6-31.5-020711	2/7/2011	<7.5	U		<15	U		<11	U		<21	U		<6.4	U		<12	U		<20	U		<12	U	
		VMP-6-31.5-041111	4/11/2011	3.8	J		<12	U		<8.6	U		<16	U		<20	U		<9.2	U		<15	U		<9.7	U	
		VMP-6-31.5-080411	8/4/2011	<4.3	U		<8.7	U		<6.4	U		<12	U		<15	U		<6.8	U		<11	U		<7.2	U	
		VMP-6-31.5-111011	11/10/2011	34			<13	U		<9.8	U		<18	U		<22	U		<10	U		<18	U		<11	U	
		VMP-6-31.5-013112	1/31/2012	<2.7	U		<5.4	U		<3.9	U		<7.3	U		<9	U		<4.2	U		<7.1	U		<18	U	
	39 ft	VMP-6-39	11/9/2009	<9.9	U		<20	U		<15	U		<27	U		<8.4	U		<16	U		<26	U		<16	U	
		VMP-6-39-041111	4/11/2011	3.4	J		<14	U		<10	U		<19	U		<24	U		<11	U		<18	U		<12	U	
		VMP-6-39-013112	1/31/2012	<2.7	U		<5.4	U		<3.9	U		<7.3	U		<9	U		<4.2	U		<7.1	U		<18	U	

TABLE 3 CUMULATIVE SUMMARY OF SOIL VAPOR ANALYTICAL DETECTIONS AND SCREENING RESULTS: VILLAGE - VOCS

				Cyclohexane			1,2-Dibromoethane			1,2-Dichlorobenzene			1,3-Dichlorobenzene			1,4-Dichlorobenzene			1,1-Dichloroethane			1,2-Dichloroethane		
Screening Values (mg/m³)							0.011			290						1,200			690			0.099		
Location	Depth	Sample ID	Sample Date	Result (mg/m³)	Lab Qualifier	URS Qualifier	Result (mg/m³)	Lab Qualifier	URS Qualifier	Result (mg/m³)	Lab Qualifier	URS Qualifier	Result (mg/m³)	Lab Qualifier	URS Qualifier	Result (mg/m³)	Lab Qualifier	URS Qualifier	Result (mg/m³)	Lab Qualifier	URS Qualifier	Result (mg/m³)	Lab Qualifier	URS Qualifier
VMP-5	5 ft	VMP-5-5	11/5/2009	78			<1.7	U		<1.3	U		<1.3	U		<1.3	U		<0.91	U		<0.91	U	
		VMP-5-5-090910	9/9/2010	400			<20	U		<16	U		<16	U		<16	U		<11	U		<11	U	
		VMP-5-5-112210	11/22/2010	450			<5	U		<3.9	U		<3.9	U		<3.9	U		<2.6	U		<2.6	U	
		VMP-5-5-021611	2/16/2011	4.4			<0.032	U		<0.025	U		<0.025	U		<0.025	U		<0.017	U		<0.017	U	
		VMP-5-5-042111	4/21/2011	0.033	J		<0.1	U		<0.079	U		<0.079	U		<0.079	U		<0.053	U		<0.053	U	
		VMP-5-5-080511	8/5/2011	0.035			<0.0097	U		<0.0076	U		<0.0076	U		<0.0076	U		<0.0051	U		<0.0051	U	
		VMP-5-5-111111	11/11/2011	0.25			<0.0071	U		<0.0056	U		<0.0056	U		<0.0056	U		<0.0038	U		<0.0038	U	
		VMP-5-5-013012	1/30/2012	0.44			0.0073	J		<0.056	U		<0.056	U		<0.056	U		<0.038	U		<0.038	U	
	12.5 ft	VMP-5-12.5	11/6/2009	240			<2	U		<1.6	U		<1.6	U		<1.6	U		<1	U		<1	U	
		VMP-5-12.5-D	11/6/2009	240			<4.4	U		<3.5	U		<3.5	U		<3.5	U		<2.3	U		<2.3	U	
		VMP-5-12.5-090910	9/9/2010	360			<10	U		<7.9	U		<7.9	U		<7.9	U		<5.3	U		<5.3	U	
		VMP-5-12.5-112310	11/23/2010	14			<0.51	U		<0.4	U		<0.4	U		<0.4	U		<0.27	U		<0.27	U	
		VMP-5-12.5-021611	2/16/2011	36			<1.5	U		<1.2	U		<1.2	U		<1.2	U		<0.8	U		<0.8	U	
		VMP-5-12.5-042111	4/21/2011	0.023	J		<0.11	U		<0.085	U		<0.085	U		<0.085	U		<0.057	U		<0.057	U	
		VMP-5-12.5-080611	8/6/2011	180			<9.5	U		<7.4	U		<7.4	U		<7.4	U		<5	U		<5	U	
		VMP-5-12.5-111111	11/11/2011	0.0019	J		<0.0068	U		<0.0053	U		<0.0053	U		<0.0053	U		<0.0036	U		<0.0036	U	
		VMP-5-12.5-013012	1/30/2012	0.14			<0.022	U		<0.017	U		<0.017	U		<0.017	U		<0.012	U		<0.012	U	
	31 ft	VMP-5-31	11/6/2009	1600			<18	U		<14	U		<14	U		<14	U		<9.6	U		<9.6	U	
		VMP-5-31-090910	9/9/2010	1600			<42	U		<33	U		<33	U		<33	U		<22	U		<22	U	
		VMP-5-31-112310	11/23/2010	2200			<26	U		<21	U		<21	U		<21	U		<14	U		<14	U	
		VMP-5-31-021611	2/16/2011	1300			<11	U		<8.3	U		<8.3	U		<8.3	U		<5.6	U		<5.6	U	
		VMP-5-31-042111	4/21/2011	1600			<160	U		<120	U		<120	U		<120	U		<83	U		<83	U	
		VMP-5-31-080611	8/6/2011	1400			<89	U		<70	U		<70	U		<70	U		<47	U		<47	U	
		VMP-5-31-111111	11/11/2011	670			<45	U		<35	U		<35	U		<35	U		<24	U		12	J	
		VMP-5-31-013012	1/30/2012	480			<23	U		<18	U		<18	U		<18	U		<12	U		<12	U	
	40 ft	VMP-5-40	11/6/2009	1400			<25	U		<20	U		<20	U		<20	U		<13	U		<13	U	
		VMP-5-40-042111	4/21/2011	1400			<160	U		<130	U		<130	U		<130	U		<87	U		<87	U	
		VMP-5-40-013012	1/30/2012	410			<48	U		<38	U		<38	U		<38	U		<25	U		<25	U	
VMP-6	5 ft	VMP-6-5	11/6/2009	380		J	<3	U		<2.4	U		<2.4	U		<2.4	U		<1.6	U		<1.6	U	
		VMP-6-5-090810	9/8/2010	76			<1.7	U		<1.3	U		<1.3	U		<1.3	U		<0.89	U		<0.89	U	
		VMP-6-5-111610	11/16/2010	600			<11	U		<8.3	U		<8.3	U		<8.3	U		<5.6	U		<5.6	U	
		VMP-6-5-020711	2/7/2011	0.013			<0.0091	U		<0.0072	J	U	<0.0072	J	U	<0.0072	J	U	<0.0048	U		<0.0048	U	
		VMP-6-5-040811	4/8/2011	0.099			<0.02	U		<0.016	U		<0.016	J	U	<0.016	J	U	<0.01	U		<0.01	U	
		VMP-6-5-080411	8/4/2011	5.1			<0.51	U		<0.4	U		<0.4	U		<0.4	U		<0.27	U		<0.27	U	
		VMP-6-5-110911	11/9/2011	0.016			<0.0062	U		<0.0048	U		<0.0048	U		<0.0048	U		<0.0032	U		<0.0032	U	
		VMP-6-5-013112	1/31/2012	0.42			<0.073	U		<0.057	U		0.0069	J		<0.057	U		<0.038	U		<0.038	U	
	10 ft	VMP-6-10	11/6/2009	470			<3.3	U		<2.6	U		<2.6	U		<2.6	U		<1.7	U		<1.7	U	
		VMP-6-10-090810	9/8/2010	240		J	<1.8	U		<1.4	U		<1.4	U		<1.4	U		<0.96	U		<0.96	U	
		VMP-6-10-111710	11/17/2010	0.0046			<0.0099	U		<0.0078	U		<0.0078	U		<0.0078	U		<0.0052	U		<0.0052	U	
		VMP-6-10-020711	2/7/2011	0.0029	J		<0.0097	U		<0.0076	J	U	<0.0076	J	U	<0.0076	J	U	<0.0051	U		<0.0051	U	
		VMP-6-10-040811	4/8/2011	<0.1	U		<0.23	U		<0.18	U		<0.18	U		<0.18	U		<0.12	U		<0.12	U	
		VMP-6-10-080411	8/4/2011	220			<1.6	U		<1.3	U		<1.3	U		<1.3	U		<0.87	U		<0.87	U	
		VMP-6-10-111011	11/10/2011	0.0013	J		<0.0064	U		<0.005	U		<0.005	U		<0.005	U		<0.0034	U		<0.0034	U	
		VMP-6-10-013112	1/31/2012	52		J	<1.1	U		<0.9	U		<0.9	U		<0.9	U		<0.6	U		<0.6	U	
	31.5 ft	VMP-6-31.5	11/9/2009	970			<22	U		<17	U		<17	U		<17	U		<11	U		<11	U	
		VMP-6-31.5-090810	9/8/2010	1000			<12	U		<9.7	U		<9.7	U		<9.7	U		<6.5	U		<6.5	U	
		VMP-6-31.5-111710	11/17/2010	1500			<19	U		<15	U		<15	U		<15	U		<10	U		<10	U	
		VMP-6-31.5-020711	2/7/2011	1200			<18	U		<14	U		<14	U		<14	U		<9.8	U		<9.8	U	
		VMP-6-31.5-041111	4/11/2011	580			<14	U		<11	U		<11	U		1.1	J		<7.6	U		<7.6	U	
		VMP-6-31.5-080411	8/4/2011	770			<11	U		<8.4	U		<8.4	U		<8.4	U		<5.6	U		<5.6	U	
		VMP-6-31.5-111011	11/10/2011	530			<16	U		<13	U		<13	U		<13	U		<8.7	U		10		
		VMP-6-31.5-013112	1/31/2012	550		J	<6.6	U		<5.1	U		<5.1	U		<5.1	U		<3.5	U		<3.5	U	
	39 ft	VMP-6-39	11/9/2009	1200			<24	U		<19	U		<19	U		<19	U		<13	U		<13	U	
		VMP-6-39-041111	4/11/2011	620			<17	U		<13	U		<13	U		<13	U		<9	U		<9	U	
		VMP-6-39-013112	1/31/2012	690		J	<6.6	U		<5.1	U		<5.1	U		<5.1	U		<3.5	U		<3.5	U	

TABLE 3 CUMULATIVE SUMMARY OF SOIL VAPOR ANALYTICAL DETECTIONS AND SCREENING RESULTS: VILLAGE - VOCS

				1,1-Dichloroethene			cis-1,2-Dichloroethene			Dichlorodifluoromethane			Dichloromethane (Methylene chloride)			1,2-Dichloropropane			trans-1,3-Dichloropropene			1,4-Dioxane		
Screening Values (mg/m³)				240			1,100,000						5.6			0.062			0.9			0.22		
Location	Depth	Sample ID	Sample Date	Result (mg/m³)	Lab Qualifier	URS Qualifier	Result (mg/m³)	Lab Qualifier	URS Qualifier	Result (mg/m³)	Lab Qualifier	URS Qualifier	Result (mg/m³)	Lab Qualifier	URS Qualifier	Result (mg/m³)	Lab Qualifier	URS Qualifier	Result (mg/m³)	Lab Qualifier	URS Qualifier	Result (mg/m³)	Lab Qualifier	URS Qualifier
VMP-5	5 ft	VMP-5-5	11/5/2009	<0.89	U		<0.89	U		<1.1	U		<0.78	U		<1	U		<1	U		<3.2	U	
		VMP-5-5-090910	9/9/2010	<10	U		<10	U		<13	U		<9.2	U		<12	U		<12	U		<38	U	
		VMP-5-5-112210	11/22/2010	<2.6	U		<2.6	U		<3.2	U		<2.2	U		<3	U		<2.9	U		<9.3	U	
		VMP-5-5-021611	2/16/2011	<0.016	U		<0.016	U		<0.02	U		<0.014	U		<0.019	U		<0.019	U		<0.059	U	
		VMP-5-5-042111	4/21/2011	<0.052	U		<0.052	U		<0.065	U		<0.046	U		<0.061	U		<0.06	U		<0.19	U	
		VMP-5-5-080511	8/5/2011	<0.005	U		<0.005	U		0.0024	J		0.0075			<0.0058	U		<0.0057	U		<0.018	U	
		VMP-5-5-111111	11/11/2011	<0.0037	U		<0.0037	U		0.0015	J		0.0023	J		<0.0043	U		<0.0042	U		<0.013	U	
		VMP-5-5-013012	1/30/2012	<0.037	U		<0.037	U		<0.046	U		0.042			<0.043	U		<0.042	U		<0.13	U	
	12.5 ft	VMP-5-12.5	11/6/2009	<1	U		<1	U		<1.3	U		<0.9	U		<1.2	U		<1.2	U		<3.7	U	
		VMP-5-12.5-D	11/6/2009	<2.3	U		<2.3	U		<2.9	U		<2	U		<2.7	U		<2.6	U		<8.4	U	
		VMP-5-12.5-090910	9/9/2010	<5.2	U		<5.2	U		<6.5	U		<4.6	U		<6.1	U		<6	U		<19	U	
		VMP-5-12.5-112310	11/23/2010	<0.26	U		<0.26	U		<0.33	U		<0.23	U		<0.3	U		<0.3	U		<0.95	U	
		VMP-5-12.5-021611	2/16/2011	<0.79	U		<0.79	U		<0.98	U		<0.69	U		<0.92	U		<0.9	U		<2.9	U	
		VMP-5-12.5-042111	4/21/2011	<0.056	U		<0.056	U		<0.07	U		<0.049	U		<0.065	U		<0.064	U		<0.2	U	
		VMP-5-12.5-080611	8/6/2011	<4.9	U		<4.9	U		<6.1	U		<4.3	U		<5.7	U		<5.6	U		<18	U	
		VMP-5-12.5-111111	11/11/2011	<0.0035	U		0.0012	J		0.0017	J		0.0024	J		<0.0041	U		<0.004	U		<0.013	U	
		VMP-5-12.5-013012	1/30/2012	<0.011	U		<0.011	U		<0.014	U		<0.01	U		<0.013	U		<0.013	U		<0.041	U	
	31 ft	VMP-5-31	11/6/2009	<9.4	U		<9.4	U		<12	U		<8.3	U		<11	U		<11	U		<34	U	
		VMP-5-31-090910	9/9/2010	<22	U		<22	U		<27	U		<19	U		<25	U		<25	U		<79	U	
		VMP-5-31-112310	11/23/2010	<14	U		<14	U		<17	U		<12	U		<16	U		<16	U		<50	U	
		VMP-5-31-021611	2/16/2011	<5.5	U		<5.5	U		<6.8	U		<4.8	U		<6.4	U		<6.3	U		<20	U	
		VMP-5-31-042111	4/21/2011	<82	U		<82	U		<100	U		<72	U		<95	U		<93	U		<300	U	
		VMP-5-31-080611	8/6/2011	<46	U		<46	U		<57	U		<40	U		<54	U		<53	U		<170	U	
		VMP-5-31-111111	11/11/2011	<23	U		<23	U		<29	U		<20	U		<27	U		<26	U		<84	U	
		VMP-5-31-013012	1/30/2012	<12	U		<12	U		<15	U		3	J		<14	U		<14	U		<43	U	
	40 ft	VMP-5-40	11/6/2009	<13	U		<13	U		<16	U		<11	U		<15	U		<15	U		<47	U	
		VMP-5-40-042111	4/21/2011	<85	U		<85	U		<110	U		<75	U		<100	U		<98	U		<310	U	
		VMP-5-40-013012	1/30/2012	<25	U		<25	U		<31	U		6.2	J		<29	U		<28	U		<90	U	
VMP-6	5 ft	VMP-6-5	11/6/2009	<1.6	U		<1.6	U		<2	U		<1.4	U		<1.8	U		<1.8	U		<5.7	U	
		VMP-6-5-090810	9/8/2010	<0.87	U		<0.87	U		<1.1	U		<0.76	U		<1	U		<1	U		<3.2	U	
		VMP-6-5-111610	11/16/2010	<5.5	U		<5.5	U		<6.8	U		<4.8	U		<6.4	U		<6.3	U		<20	U	
		VMP-6-5-020711	2/7/2011	<0.0047	U		<0.0047	U		0.0025	J		<0.0041	U		<0.0055	U		<0.0054	U		<0.017	U	
		VMP-6-5-040811	4/8/2011	<0.01	U		<0.01	U		0.0029	J		0.0043	J		<0.012	U		<0.012	U		<0.037	U	
		VMP-6-5-080411	8/4/2011	<0.26	U		<0.26	U		<0.33	U		<0.23	U		<0.31	U		<0.3	U		<0.96	U	
		VMP-6-5-110911	11/9/2011	<0.0032	U		<0.0032	U		0.0019	J	J	<0.0028	J	U	<0.0037	U		<0.0036	U		<0.012	U	
		VMP-6-5-013112	1/31/2012	<0.038	U		<0.038	U		<0.047	U		0.03	J		<0.044	U		<0.043	U		<0.14	U	
	10 ft	VMP-6-10	11/6/2009	<1.7	U		<1.7	U		<2.1	U		<1.5	U		<2	U		<2	U		<6.2	U	
		VMP-6-10-090810	9/8/2010	<0.94	U		<0.94	U		<1.2	U		<0.83	U		<1.1	U		<1.1	U		<3.4	U	
		VMP-6-10-111710	11/17/2010	<0.0051	U		<0.0051	U		0.002	J		<0.0045	U		<0.006	U		<0.0058	U		<0.018	U	
		VMP-6-10-020711	2/7/2011	<0.005	U		<0.005	U		0.0021	J		<0.0044	U		<0.0058	U		<0.0057	U		<0.018	U	
		VMP-6-10-040811	4/8/2011	<0.12	U		<0.12	U		<0.15	U		0.12			<0.14	U		<0.14	U		<0.44	U	
		VMP-6-10-080411	8/4/2011	<0.85	U		<0.85	U		<1	U		<0.74	U		<0.99	U		<0.97	U		<3.1	U	
		VMP-6-10-111011	11/10/2011	<0.0033	U		<0.0033	U		0.0014	J	J	<0.0029	J	U	<0.0039	U		<0.0038	U		<0.012	U	
		VMP-6-10-013112	1/31/2012	<0.59	U		<0.59	U		<0.74	U		<0.52	U		<0.69	U		<0.68	U		<2.1	U	
	31.5 ft	VMP-6-31.5	11/9/2009	<11	U	UJ	<11	U		<14	U		<9.7	U	UJ	<13	U		<13	U		<40	U	
		VMP-6-31.5-090810	9/8/2010	<6.4	U		<6.4	U		<8	U		<5.6	U		<7.4	U		<7.3	U		<23	U	
		VMP-6-31.5-111710	11/17/2010	<10	U		<10	U		<12	U		<8.8	U		<12	U		<11	U		<36	U	
		VMP-6-31.5-020711	2/7/2011	<9.6	U		<9.6	U		<12	U		<8.4	U		<11	U		<11	U		<35	U	
		VMP-6-31.5-041111	4/11/2011	<7.4	U		<7.4	U		<9.3	U		5.8	J		<8.7	U		<8.5	U		<27	U	
		VMP-6-31.5-080411	8/4/2011	<5.5	U		<5.5	U		<6.9	U		<4.8	U		<6.4	U		<6.3	U		<20	U	
		VMP-6-31.5-111011	11/10/2011	<8.5	U		<8.5	U		<10	U		<7.4	U		<9.9	U		<9.7	U		<31	U	
		VMP-6-31.5-013112	1/31/2012	<3.4	U		<3.4	U		<4.2	U		<3	U		<4	U		<3.9	U		<12	U	
	39 ft	VMP-6-39	11/9/2009	<13	U	UJ	<13	U		<16	U		<11	U	UJ	<15	U		<14	U		<46	U	
		VMP-6-39-041111	4/11/2011	<8.9	U		<8.9	U		<11	U		3.7	J		<10	U		<10	U		<32	U	
		VMP-6-39-013112	1/31/2012	<3.4	U		<3.4	U		<4.2	U		<3	U		<4	U		<3.9	U		<12	U	

See last page of table for notes.

TABLE 3 CUMULATIVE SUMMARY OF SOIL VAPOR ANALYTICAL DETECTIONS AND SCREENING RESULTS: VILLAGE - VOCS

				Ethanol			Ethylbenzene			4-Ethyltoluene			Freon 113			Heptane			Hexachlorobutadiene			Hexane		
Screening Values (mg/m³)							1,400																	
Location	Depth	Sample ID	Sample Date	Result (mg/m³)	Lab Qualifier	URS Qualifier	Result (mg/m³)	Lab Qualifier	URS Qualifier	Result (mg/m³)	Lab Qualifier	URS Qualifier	Result (mg/m³)	Lab Qualifier	URS Qualifier	Result (mg/m³)	Lab Qualifier	URS Qualifier	Result (mg/m³)	Lab Qualifier	URS Qualifier	Result (mg/m³)	Lab Qualifier	URS Qualifier
VMP-5	5 ft	VMP-5-5	11/5/2009	<1.7	U		<0.97	U		<1.1	U		<1.7	U		9.1			<9.6	U		170		
		VMP-5-5-090910	9/9/2010	<20	U		<11	U		20			<20	U		140			<110	U		1500		
		VMP-5-5-112210	11/22/2010	<4.9	U		<2.8	U		<3.2	U		<4.9	U		120			<28	U		1400		
		VMP-5-5-021611	2/16/2011	<0.031	U		0.0041	J	J	<0.02	U		<0.032	U		<0.017	U		<0.18	U		<0.014	U	
		VMP-5-5-042111	4/21/2011	<0.099	U		<0.057	U		<0.065	U		<0.1	U		<0.054	U		<0.56	U		0.035	J	
		VMP-5-5-080511	8/5/2011	0.073			0.0032	J		0.0022	J		<0.0096	U		0.047			<0.054	U		0.083		
		VMP-5-5-111111	11/11/2011	0.014			0.002	J		0.0024	J		<0.0071	U		0.23			<0.04	U		0.11		
		VMP-5-5-013012	1/30/2012	0.088			0.036	J		0.02	J		<0.072	U		0.1			<0.4	U		0.63		
	12.5 ft	VMP-5-12.5	11/6/2009	<1.9	U		<1.1	U		<1.3	U		<2	U		46			<11	U		650		
		VMP-5-12.5-D	11/6/2009	<4.4	U		<2.5	U		<2.8	U		<4.4	U		47			<25	U		640		
		VMP-5-12.5-090910	9/9/2010	<9.9	U		<5.7	U		9.2			<10	U		120			<56	U		1300		
		VMP-5-12.5-112310	11/23/2010	<0.5	U		0.1	J		<0.32	U		<0.5	U		<0.27	U		<2.8	U		15		
		VMP-5-12.5-021611	2/16/2011	<1.5	U		<0.86	U		<0.98	U		<1.5	U		5.8			<8.5	U		110		
		VMP-5-12.5-042111	4/21/2011	<0.11	U		<0.061	U		<0.069	U		<0.11	U		<0.058	U		<0.6	U		0.03	J	
		VMP-5-12.5-080611	8/6/2011	<9.3	U		<5.4	U		<6.1	U		<9.5	U		27			<53	U		340		
		VMP-5-12.5-111111	11/11/2011	0.011			0.001	J		0.00067	J		<0.0067	U		0.0024	J		<0.038	U		0.0018	J	
		VMP-5-12.5-013012	1/30/2012	0.032			0.0032	J		0.0024	J		<0.022	U		0.035			<0.12	U		0.18		
	31 ft	VMP-5-31	11/6/2009	<18	U		<10	U		<12	U		<18	U		910			<100	U		4900		
		VMP-5-31-090910	9/9/2010	<41	U		<24	U		<27	U		<42	U		1300			<230	U		7700		
		VMP-5-31-112310	11/23/2010	<26	U		<15	U		<17	U		<26	U		1700			<150	U		8200		
		VMP-5-31-021611	2/16/2011	<10	U		<6	U		<6.8	U		<10	U		950			<59	U		5600		
		VMP-5-31-042111	4/21/2011	<160	U		<89	U		<100	U		<160	U		900			<880	U		6200		
		VMP-5-31-080611	8/6/2011	<87	U		<50	U		<57	U		<89	U		780			<490	U		5800		
		VMP-5-31-111111	11/11/2011	<44	U		<25	U		<29	U		<45	U		220			<250	U		2200		
		VMP-5-31-013012	1/30/2012	<22	U		<13	U		<15	U		<23	U		82			<130	U		740		
	40 ft	VMP-5-40	11/6/2009	<25	U		<14	U		<16	U		<25	U		810			<140	U		4400		
		VMP-5-40-042111	4/21/2011	<160	U		<94	U		<100	U		<160	U		730			<920	U		4900		
		VMP-5-40-013012	1/30/2012	<47	U		<27	U		<31	U		<48	U		53			<270	U		560		
VMP-6	5 ft	VMP-6-5	11/6/2009	<3	U		6.5		J	<1.9	U		<3	U		380		J	<17	U		720		J
		VMP-6-5-090810	9/8/2010	<1.6	U		<0.96	U		1	J		<1.7	U		43			<9.4	U		130		
		VMP-6-5-111610	11/16/2010	<10	U		5.5	J		<6.8	U		<10	U		600			<59	U		1100		
		VMP-6-5-020711	2/7/2011	0.0051	J		0.013			0.0071			<0.0091	U		0.03			<0.051	U		0.022		
		VMP-6-5-040811	4/8/2011	0.02			<0.011	U		<0.013	U		<0.02	U		<0.011	U		<0.11	U		<0.0091	U	
		VMP-6-5-080411	8/4/2011	<0.5	U		0.1	J		<0.33	U		<0.51	U		3.7			<2.8	U		32		
		VMP-6-5-110911	11/9/2011	0.034			0.075			0.025			<0.0062	U		0.045			<0.034	U		0.055		
		VMP-6-5-013112	1/31/2012	0.076			0.0078	J		0.0065	J		<0.073	U		0.43			<0.4	U		1.3		
	10 ft	VMP-6-10	11/6/2009	<3.2	U		5.2			<2.1	U		<3.3	U		480			<18	U		900		
		VMP-6-10-090810	9/8/2010	<1.8	U		0.68	J	J	0.9	J	J	<1.8	U		160		J	<10	U		400		J
		VMP-6-10-111710	11/17/2010	0.0037	J		0.0014	J		<0.0063	U		<0.0099	U		0.0043	J		<0.055	U		0.013		
		VMP-6-10-020711	2/7/2011	<0.0095	U		<0.0055	U		<0.0062	U		<0.0096	U		0.0018	J		<0.054	U		0.0038	J	
		VMP-6-10-040811	4/8/2011	0.12	J		0.028	J		<0.15	U		<0.23	U		<0.12	U		<1.3	U		<0.11	U	
		VMP-6-10-080411	8/4/2011	<1.6	U		0.18	J		<1	U		<1.6	U		76			<9.1	U		210		
		VMP-6-10-111011	11/10/2011	0.024			<0.0036	U		<0.0041	U		<0.0064	U		0.0016	J		<0.036	U		0.0081		
		VMP-6-10-013112	1/31/2012	<1.1	U		<0.65	U		<0.73	U		<1.1	U		24		J	<6.4	U		98		J
	31.5 ft	VMP-6-31.5	11/9/2009	<21	U		180			37			<21	U		1800			<120	U		3100		
		VMP-6-31.5-090810	9/8/2010	<12	U		160			16			<12	U		1900			<69	U		3200		
		VMP-6-31.5-111710	11/17/2010	<19	U		150			13			<19	U		2200			<110	U		3400		
		VMP-6-31.5-020711	2/7/2011	<18	U		180			23			<18	U		1900			<100	U		3000		
		VMP-6-31.5-041111	4/11/2011	3.2	J		84			9.4			<14	U		1100			<80	U		2200		
		VMP-6-31.5-080411	8/4/2011	<10	U		20			<6.8	U		<11	U		1000			<59	U		2000		
		VMP-6-31.5-111011	11/10/2011	6.2	J		2.7	J		<10	U		<16	U		570			<91	U		1500		
		VMP-6-31.5-013112	1/31/2012	<6.4	U		8.3		J	<4.2	U		<6.6	U		680		J	<36	U		1400		J
	39 ft	VMP-6-39	11/9/2009	<24	U		290			82			<24	U		2400			<140	U		4200		
		VMP-6-39-041111	4/11/2011	<17	U		120			14			<17	U		1200			<95	U		2300		
		VMP-6-39-013112	1/31/2012	<6.4	U		19		J	<4.2	U		<6.6	U		800			<36	U		1700		J

TABLE 3 CUMULATIVE SUMMARY OF SOIL VAPOR ANALYTICAL DETECTIONS AND SCREENING RESULTS: VILLAGE - VOCS

				2-Hexanone (Methyl N-Butyl Ketone)			Isopentane			Isopropylbenzene (Cumene)			4-Methyl-2-pentanone (Methyl Isobutyl Ketone)			Methyl tert-Butyl Ether (MTBE)			2-Propanol			n-Propylbenzene		
Screening Values (mg/m³)										600						3,400								
Location	Depth	Sample ID	Sample Date	Result (mg/m³)	Lab Qualifier	URS Qualifier	Result (mg/m³)	Lab Qualifier	URS Qualifier	Result (mg/m³)	Lab Qualifier	URS Qualifier	Result (mg/m³)	Lab Qualifier	URS Qualifier	Result (mg/m³)	Lab Qualifier	URS Qualifier	Result (mg/m³)	Lab Qualifier	URS Qualifier	Result (mg/m³)	Lab Qualifier	URS Qualifier
VMP-5	5 ft	VMP-5-5	11/5/2009	<3.7	U					<1.1	U		<0.92	U		<0.81	U		<2.2	U		<1.1	U	
		VMP-5-5-090910	9/9/2010	<43	U					<13	U		<11	U		<9.5	U		<26	U		4.8	J	
		VMP-5-5-112210	11/22/2010	<10	U					<3.2	U		<2.6	U		<2.3	U		<6.3	U		<3.2	U	
		VMP-5-5-021611	2/16/2011	<0.067	U					<0.02	U		<0.017	U		<0.015	U		0.3		J	<0.02	U	
		VMP-5-5-042111	4/21/2011	<0.54	U		0.25			<0.065	U		<0.54	U		<0.048	U		<0.13	U		<0.065	U	
		VMP-5-5-080511	8/5/2011	<0.021	U		0.32			0.01			0.072			<0.0045	U		0.07			0.00075	J	
		VMP-5-5-111111	11/11/2011	<0.015	U		0.24			0.025			0.021			<0.0034	U		0.014			0.018		
		VMP-5-5-013012	1/30/2012	<0.15	U		4.9			0.0069	J		0.028	J		<0.034	U		0.25			0.007	J	
	12.5 ft	VMP-5-12.5	11/6/2009	<4.2	U					<1.3	U		<1	U		<0.93	U		<2.5	U		<1.3	U	
		VMP-5-12.5-D	11/6/2009	<9.5	U					<2.8	U		<2.4	U		<2.1	U		<5.7	U		<2.8	U	
		VMP-5-12.5-090910	9/9/2010	<22	U					<6.5	U		<5.4	U		<4.8	U		<13	U		2.1	J	
		VMP-5-12.5-112310	11/23/2010	<1.1	U					<0.32	U		<0.27	U		<0.24	U		<0.65	U		<0.32	U	
		VMP-5-12.5-021611	2/16/2011	<3.2	U					<0.98	U		<0.81	U		<0.72	U		<2	U		<0.98	U	
		VMP-5-12.5-042111	4/21/2011	<0.58	U		0.2			<0.069	U		<0.58	U		<0.051	U		<0.14	U		<0.069	U	
		VMP-5-12.5-080611	8/6/2011	<20	U		10000			<6.1	U		<5.1	U		<4.5	U		<12	U		<6.1	U	
		VMP-5-12.5-111111	11/11/2011	<0.014	U		0.0029	J		0.0024	J		0.022			<0.0032	U		0.0091			0.00082	J	
		VMP-5-12.5-013012	1/30/2012	<0.047	U		1.5			0.0043	J		0.02			<0.01	U		0.032			<0.014	J	U
	31 ft	VMP-5-31	11/6/2009	<39	U					<12	U		<9.7	U		<8.6	U		<23	U		<12	U	
		VMP-5-31-090910	9/9/2010	<90	U					<27	U		<22	U		<20	U		<54	U		<27	U	
		VMP-5-31-112310	11/23/2010	<57	U					<17	U		<14	U		<12	U		<34	U		<17	U	
		VMP-5-31-021611	2/16/2011	<23	U					<6.8	U		<5.6	U		<5	U		<14	U		<6.8	U	
		VMP-5-31-042111	4/21/2011	<840	U		44000			<100	U		<840	U		<74	U		<200	U		<100	U	
		VMP-5-31-080611	8/6/2011	<190	U		43000			<57	U		<48	U		<42	U		34	J		<57	U	
		VMP-5-31-111111	11/11/2011	<96	U		24000			<29	U		<24	U		<21	U		<58	U		<29	U	
		VMP-5-31-013012	1/30/2012	<49	U		13000		J	<15	U		<12	U		<11	U		<29	U		<15	U	
	40 ft	VMP-5-40	11/6/2009	<54	U					<16	U		<13	U		<12	U		<32	U		<16	U	
		VMP-5-40-042111	4/21/2011	<880	U		35000			<100	U		<880	U		<78	U		<210	U		<100	U	
		VMP-5-40-013012	1/30/2012	<100	U		12000		J	<31	U		<26	U		<22	U		<61	U		<31	U	
VMP-6	5 ft	VMP-6-5	11/6/2009	<6.5	U					2.7		J	<1.6	U		<1.4	U		<3.9	U		5.8		J
		VMP-6-5-090810	9/8/2010	<3.6	U					<1.1	U		<0.9	U		<0.79	U		<2.2	U		<1.1	U	
		VMP-6-5-111610	11/16/2010	<23	U					4.2	J		<5.6	U		<5	U		<14	U		7.7		
		VMP-6-5-020711	2/7/2011	<0.019	U					0.0024	J		<0.0049	U		<0.0043	U		0.027			0.0034	J	
		VMP-6-5-040811	4/8/2011	<0.042	U		0.44			<0.013	U		<0.011	U		<0.0093	U		0.054			<0.013	U	
		VMP-6-5-080411	8/4/2011	<1.1	U		250			<0.33	U		<0.27	U		<0.24	U		<0.66	U		<0.33	U	
		VMP-6-5-110911	11/9/2011	<0.013	U		0.065			0.014			0.022			<0.0029	U		0.13			0.018		
		VMP-6-5-013112	1/31/2012	<0.16	U		5.6			0.0092	J		0.068			<0.034	U		0.082	J		0.0034	J	
	10 ft	VMP-6-10	11/6/2009	<7	U					3.6			<1.8	U		<1.6	U		<4.2	U		8		
		VMP-6-10-090810	9/8/2010	<3.9	U					0.54	J	J	<0.97	U		<0.86	U		<2.3	U		0.73	J	J
		VMP-6-10-111710	11/17/2010	<0.021	U					<0.0063	U		<0.0053	U		0.00056	J		0.0073	J		<0.0063	U	
		VMP-6-10-020711	2/7/2011	<0.021	U					<0.0062	U		<0.0052	U		<0.0045	U		0.0045	J		<0.0062	J	U
		VMP-6-10-040811	4/8/2011	<0.5	U		<0.36	U		<0.15	U		<0.12	U		<0.11	U		0.53			<0.15	U	
		VMP-6-10-080411	8/4/2011	<3.5	U		770			<1	U		<0.88	U		<0.77	U		<2.1	U		<1	U	
		VMP-6-10-111011	11/10/2011	<0.014	U		0.062			0.0018	J		0.022			<0.003	U		0.19			<0.0041	U	
		VMP-6-10-013112	1/31/2012	<2.4	U		220		J	<0.73	U		<0.61	U		<0.54	U		<1.5	U		<0.73	U	
	31.5 ft	VMP-6-31.5	11/9/2009	<46	U					18			<11	U		<10	U		<28	U		44		
		VMP-6-31.5-090810	9/8/2010	<26	U					19			<6.6	U		<5.8	U		4	J		42		
		VMP-6-31.5-111710	11/17/2010	<41	U					19			<10	U		<9.1	U		<25	U		43		
		VMP-6-31.5-020711	2/7/2011	<40	U					26			<9.9	U		<8.7	U		4.7	J		75		
		VMP-6-31.5-041111	4/11/2011	<31	U		1700			10			<7.7	U		<6.8	U		13	J		27		
		VMP-6-31.5-080411	8/4/2011	<23	U		1700			2	J		<5.7	U		<5	U		<14	U		3.1	J	
		VMP-6-31.5-111011	11/10/2011	<35	U		2000			<10	U		<8.8	U		<7.7	U		<21	U		<10	U	
		VMP-6-31.5-013112	1/31/2012	<14	U		1300		J	<4.2	U		<3.5	U		<3.1	U		<8.4	U		1.2	J	J
	39 ft	VMP-6-39	11/9/2009	<52	U					24			<13	U		<11	U		<31	U		60		
		VMP-6-39-041111	4/11/2011	<37	U		1700			12			<9.2	U		<8	U		7.5	J		30		
		VMP-6-39-013112	1/31/2012	<14	U		1600		J	1.4	J	J	<3.5	U		<3.1	U		<8.4	U		1.7	J	J

See last page of table for notes.

TABLE 3 CUMULATIVE SUMMARY OF SOIL VAPOR ANALYTICAL DETECTIONS AND SCREENING RESULTS: VILLAGE - VOCS

				Styrene			Tetrachloroethene			Tetrahydrofuran			Toluene			1,2,4-Trichlorobenzene			1,1,1-Trichloroethane (Methyl chloroform)			1,1,2-Trichloroethane		
Screening Values (mg/m³)				1,400			0.55						6,200			11			6,600			170,000		
Location	Depth	Sample ID	Sample Date	Result (mg/m³)	Lab Qualifier	URS Qualifier	Result (mg/m³)	Lab Qualifier	URS Qualifier	Result (mg/m³)	Lab Qualifier	URS Qualifier	Result (mg/m³)	Lab Qualifier	URS Qualifier	Result (mg/m³)	Lab Qualifier	URS Qualifier	Result (mg/m³)	Lab Qualifier	URS Qualifier	Result (mg/m³)	Lab Qualifier	URS Qualifier
VMP-5	5 ft	VMP-5-5	11/5/2009	<0.95	U		<1.5	U		<0.66	U		<0.84	U		<6.6	U	UJ	<1.2	U		<1.2	U	
		VMP-5-5-090910	9/9/2010	<11	U		<18	U		<7.8	U		<9.9	U		<78	U		<14	U		<14	U	
		VMP-5-5-112210	11/22/2010	<2.7	U		<4.4	U		<1.9	U		<2.4	U		<19	U		<3.5	U		<3.5	U	
		VMP-5-5-021611	2/16/2011	<0.018	U		<0.028	U		<0.012	U		0.0078	J	J	<0.12	U		<0.022	U		<0.022	U	
		VMP-5-5-042111	4/21/2011	<0.56	U		0.078	J		<0.039	U		<0.05	U		<0.39	U		<0.072	U		<0.072	U	
		VMP-5-5-080511	8/5/2011	0.0024	J		0.0031	J		<0.0037	U		1.3			<0.037	U		<0.0069	J	U	<0.0069	U	
		VMP-5-5-111111	11/11/2011	<0.004	U		<0.0063	U		<0.0027	U		0.0096			<0.028	U		<0.0051	U		<0.0051	U	
		VMP-5-5-013012	1/30/2012	0.0053	J		<0.063	U		<0.028	U		0.071			<0.28	U		<0.051	U		<0.051	U	
	12.5 ft	VMP-5-12.5	11/6/2009	<1.1	U		<1.8	U		<0.76	U		<0.97	U		<7.6	U		<1.4	U		<1.4	U	
		VMP-5-12.5-D	11/6/2009	<2.5	U		<3.9	U		<1.7	U		<2.2	U		<17	U		<3.2	U		<3.2	U	
		VMP-5-12.5-090910	9/9/2010	<5.6	U		<9	U		<3.9	U		<5	U		<39	U		<7.2	U		<7.2	U	
		VMP-5-12.5-112310	11/23/2010	<0.28	U		<0.45	U		<0.19	U		0.5			<2	U		<0.36	U		<0.36	U	
		VMP-5-12.5-021611	2/16/2011	<0.84	U		<1.3	U		<0.58	U		<0.75	U		<5.9	U		<1.1	U		<1.1	U	
		VMP-5-12.5-042111	4/21/2011	<0.6	U		<0.096	U		<0.042	U		<0.053	U		<0.42	U		<0.077	U		<0.077	U	
		VMP-5-12.5-080611	8/6/2011	<5.3	U		<8.4	U		<3.6	U		1	J		<37	U		<6.8	U		<6.8	U	
		VMP-5-12.5-111111	11/11/2011	<0.0037	U		<0.006	U		<0.0026	U		0.0094			<0.026	U		<0.0048	U		<0.0048	U	
		VMP-5-12.5-013012	1/30/2012	<0.012	U		<0.019	U		<0.0085	U		0.016			<0.085	U		<0.016	U		<0.016	U	
	31 ft	VMP-5-31	11/6/2009	<10	U		<16	U		<7	U		<9	U		<71	U		<13	U		<13	U	
		VMP-5-31-090910	9/9/2010	<23	U		<37	U		<16	U		4.3	J		<160	U		<30	U		<30	U	
		VMP-5-31-112310	11/23/2010	<15	U		<23	U		<10	U		8.2	J		<100	U		<19	U		<19	U	
		VMP-5-31-021611	2/16/2011	<5.9	U		<9.4	U		<4.1	U		2.5	J		<41	U		<7.5	U		<7.5	U	
		VMP-5-31-042111	4/21/2011	<880	U		<140	U		<61	U		<78	U		<610	U		<110	U		<110	U	
		VMP-5-31-080611	8/6/2011	<49	U		<79	U		<34	U		<44	U		<340	U		<63	U		<63	U	
		VMP-5-31-111111	11/11/2011	<25	U		<40	U		<17	U		14	J		<170	U		<32	U		<32	U	
		VMP-5-31-013012	1/30/2012	<13	U		<20	U		<8.8	U		<11	U		<89	U		<16	U		<16	U	
	40 ft	VMP-5-40	11/6/2009	<14	U		<22	U		<9.7	U		<12	U		<97	U		<18	U		<18	U	
		VMP-5-40-042111	4/21/2011	<920	U		<150	U		<64	U		<81	U		<640	U		<120	U		<120	U	
		VMP-5-40-013012	1/30/2012	<27	U		<42	U		<18	U		<24	U		<180	U		<34	U		<34	U	
VMP-6	5 ft	VMP-6-5	11/6/2009	<1.7	U		<2.7	U		<1.2	U		<1.5	U		<12	U		<2.2	U		<2.2	U	
		VMP-6-5-090810	9/8/2010	<0.94	U		<1.5	U		<0.65	U		<0.83	U		<6.5	U		<1.2	U		<1.2	U	
		VMP-6-5-111610	11/16/2010	<5.9	U		<9.4	U		<4.1	U		<5.2	U		<41	U		<7.5	U		<7.5	U	
		VMP-6-5-020711	2/7/2011	<0.0051	U		<0.0081	U		<0.0035	U		0.015			<0.035	J	U	<0.0065	U		<0.0065	U	
		VMP-6-5-040811	4/8/2011	<0.011	U		<0.018	U		<0.0076	U		0.0037	J		<0.077	U		<0.014	U		<0.014	U	
		VMP-6-5-080411	8/4/2011	<0.28	U		<0.45	U		<0.2	U		0.53			<2	U		<0.36	U		<0.36	U	
		VMP-6-5-110911	11/9/2011	0.00069	J		<0.0055	U		<0.0024	U		0.026			<0.024	U		<0.0044	U		<0.0044	U	
		VMP-6-5-013112	1/31/2012	<0.04	U		<0.064	U		<0.028	U		0.054			<0.28	U		<0.052	U		<0.052	U	
	10 ft	VMP-6-10	11/6/2009	<1.8	U		<2.9	U		<1.3	U		<1.6	U		<13	U		<2.3	U		<2.3	U	
		VMP-6-10-090810	9/8/2010	<1	U		<1.6	U		<0.7	U		<0.9	U		<7.1	U		<1.3	U		<1.3	U	
		VMP-6-10-111710	11/17/2010	0.0022	J		0.0081	J		<0.0038	U		0.001	J		<0.038	U		0.0014	J		<0.007	U	
		VMP-6-10-020711	2/7/2011	<0.0054	U		0.0013	J		<0.0037	U		0.0029	J		<0.037	J	U	<0.0069	U		<0.0069	U	
		VMP-6-10-040811	4/8/2011	0.093	J		<0.2	U		0.15			0.043	J		<0.9	U		<0.16	U		<0.16	U	
		VMP-6-10-080411	8/4/2011	<0.91	U		<1.4	U		<0.63	U		0.26	J		<6.4	U		<1.2	U		<1.2	U	
		VMP-6-10-111011	11/10/2011	<0.0036	U		<0.0057	U		<0.0025	U		0.0052			<0.025	U		<0.0046	U		<0.0046	U	
		VMP-6-10-013112	1/31/2012	<0.63	U		<1	U		<0.44	U		<0.56	U		<4.4	U		<0.81	U		<0.81	U	
	31.5 ft	VMP-6-31.5	11/9/2009	<12	U		<19	U		<8.2	U		<10	U		<83	U		<15	U		<15	U	
		VMP-6-31.5-090810	9/8/2010	<6.8	U		<11	U		<4.7	U		<6.1	U		<48	U		<8.8	U		<8.8	U	
		VMP-6-31.5-111710	11/17/2010	<11	U		<17	U		<7.4	U		<9.5	U		<75	U		<14	U		<14	U	
		VMP-6-31.5-020711	2/7/2011	<10	U		<16	U		<7.1	U		2.8	J		<72	U		<13	U		<13	U	
		VMP-6-31.5-041111	4/11/2011	3	J		1	J		<5.5	U		1.4	J		<56	U		<10	U		<10	U	
		VMP-6-31.5-080411	8/4/2011	<5.9	U		<9.4	U		<4.1	U		1.5	J		<41	U		<7.6	U		<7.6	U	
		VMP-6-31.5-111011	11/10/2011	<9.1	U		<14	U		<6.3	U		20			<64	U		<12	U		<12	U	
		VMP-6-31.5-013112	1/31/2012	<3.6	U		<5.8	U		<2.5	U		<3.2	U		<25	U		<4.7	U		<4.7	U	
	39 ft	VMP-6-39	11/9/2009	<14	U		<22	U		<9.4	U		<12	U		<94	U		<17	U		<17	U	
		VMP-6-39-041111	4/11/2011	2.6	J		<15	U		<6.6	U		2.3	J		<66	U		<12	U		<12	U	
		VMP-6-39-013112	1/31/2012	<3.6	U		<5.8	U		<2.5	U		<3.2	U		<25	U		<4.7	U		<4.7	U	

See last page of table for notes.

TABLE 3 CUMULATIVE SUMMARY OF SOIL VAPOR ANALYTICAL DETECTIONS AND SCREENING RESULTS: VILLAGE - VOCS

				Trichloroethene			Trichlorofluoromethane			1,2,4-Trimethylbenzene			1,3,5-Trimethylbenzene			2,2,4-Trimethylpentane			m,p-Xylene			o-Xylene		
Screening Values (mg/m³)				1.5			860												130			120		
Location	Depth	Sample ID	Sample Date	Result (mg/m³)	Lab Qualifier	URS Qualifier	Result (mg/m³)	Lab Qualifier	URS Qualifier	Result (mg/m³)	Lab Qualifier	URS Qualifier	Result (mg/m³)	Lab Qualifier	URS Qualifier	Result (mg/m³)	Lab Qualifier	URS Qualifier	Result (mg/m³)	Lab Qualifier	URS Qualifier	Result (mg/m³)	Lab Qualifier	URS Qualifier
VMP-5	5 ft	VMP-5-5	11/5/2009	<1.2	U		<1.2	U		<1.1	U		<1.1	U		370			<0.97	U		<0.97	U	
		VMP-5-5-090910	9/9/2010	<14	U		<15	U		13			6.9	J		1600			9	J		6.4	J	
		VMP-5-5-112210	11/22/2010	<3.5	U		<3.6	U		<3.2	U		<3.2	U		1700			<2.8	U		<2.8	U	
		VMP-5-5-021611	2/16/2011	<0.022	U		<0.023	U		<0.02	U		<0.02	U		24			0.0062	J	J	<0.018	U	
		VMP-5-5-042111	4/21/2011	<0.071	U		<0.074	U		<0.065	U		<0.065	U		0.097			<0.057	U		<0.057	U	
		VMP-5-5-080511	8/5/2011	<0.0068	J	U	0.0014	J		0.002	J		<0.0062	U		0.23			0.0083			0.0024	J	
		VMP-5-5-111111	11/11/2011	<0.005	U		<0.0052	U		0.0023	J		0.0013	J		0.97			0.0059			0.0016	J	
		VMP-5-5-013012	1/30/2012	0.015	J		0.011	J		0.032	J		0.011	J		2.3			0.08			0.026	J	
	12.5 ft	VMP-5-12.5	11/6/2009	<1.4	U		<1.4	U		<1.3	U		<1.3	U		960			<1.1	U		<1.1	U	
		VMP-5-12.5-D	11/6/2009	<3.1	U		<3.2	U		<2.8	U		<2.8	U		1000			<2.5	U		<2.5	U	
		VMP-5-12.5-090910	9/9/2010	<7.1	U		<7.4	U		6.1	J		3	J		1500			3.2	J		2.2	J	
		VMP-5-12.5-112310	11/23/2010	<0.35	U		<0.37	U		<0.32	U		<0.32	U		110			0.2	J		<0.29	U	
		VMP-5-12.5-021611	2/16/2011	<1.1	U		<1.1	U		<0.98	U		<0.98	U		170			<0.86	U		<0.86	U	
		VMP-5-12.5-042111	4/21/2011	<0.076	U		<0.079	U		<0.069	U		<0.069	U		0.081			<0.061	U		<0.061	U	
		VMP-5-12.5-080611	8/6/2011	<6.7	U		<7	U		<6.1	U		<6.1	U		810			<5.4	U		<5.4	U	
		VMP-5-12.5-111111	11/11/2011	0.0017	J		<0.0049	U		0.0014	J		0.00061	J		0.0093			0.0025	J		0.00074	J	
		VMP-5-12.5-013012	1/30/2012	<0.015	U		<0.016	U		<0.014	U		<0.014	U		0.72			0.0094	J		0.0027	J	
	31 ft	VMP-5-31	11/6/2009	<13	U		<13	U		<12	U		<12	U		4000			<10	U		<10	U	
		VMP-5-31-090910	9/9/2010	<30	U		<31	U		<27	U		<27	U		4400			7.7	J		<24	U	
		VMP-5-31-112310	11/23/2010	<18	U		<19	U		<17	U		<17	U		4700			12	J		<15	U	
		VMP-5-31-021611	2/16/2011	<7.4	U		<7.8	U		<6.8	U		<6.8	U		3100			5.5	J		<6	U	
		VMP-5-31-042111	4/21/2011	<110	U		<120	U		<100	U		<100	U		3800			<89	U		<89	U	
		VMP-5-31-080611	8/6/2011	<62	U		<65	U		<57	U		<57	U		3700			<50	U		<50	U	
		VMP-5-31-111111	11/11/2011	<31	U		<33	U		<29	U		<29	U		3000			6.9	J		<25	U	
		VMP-5-31-013012	1/30/2012	<16	U		<17	U		<15	U		<15	U		2900			<13	U		<13	U	
	40 ft	VMP-5-40	11/6/2009	<18	U		<18	U		<16	U		<16	U		3400			<14	U		<14	U	
		VMP-5-40-042111	4/21/2011	<120	U		<120	U		<100	U		<100	U		3500			<94	U		<94	U	
		VMP-5-40-013012	1/30/2012	<34	U		<35	U		<31	U		<31	U		2500			<27	U		<27	U	
VMP-6	5 ft	VMP-6-5	11/6/2009	<2.1	U		<2.2	U		<1.9	U		<1.9	U		1400		J	3.1		J	<1.7	U	
		VMP-6-5-090810	9/8/2010	<1.2	U		<1.2	U		0.74	J		0.34	J		340			0.47	J		0.33	J	
		VMP-6-5-111610	11/16/2010	<7.4	U		<7.8	U		<6.8	U		<6.8	U		2300			3.4	J		<6	U	
		VMP-6-5-020711	2/7/2011	0.0022	J		0.0013	J		0.0071			0.0031	J		0.96			0.025			0.01		
		VMP-6-5-040811	4/8/2011	<0.014	U		<0.014	U		<0.013	J	U	<0.013	U		1.3			0.0039	J		<0.011	U	
		VMP-6-5-080411	8/4/2011	<0.36	U		<0.38	U		<0.33	U		<0.33	U		6.5			0.16	J		<0.29	U	
		VMP-6-5-110911	11/9/2011	<0.0043	U		0.00095	J		0.028			0.02			0.071			0.13			0.056		
		VMP-6-5-013112	1/31/2012	<0.051	U		<0.053	U		<0.047	U		<0.047	U		2.9			0.014	J		<0.041	U	
	10 ft	VMP-6-10	11/6/2009	<2.3	U		<2.4	U		<2.1	U		<2.1	U		1800			3.4			<1.9	U	
		VMP-6-10-090810	9/8/2010	<1.3	U		<1.3	U		0.62	J	J	0.29	J	J	930		J	0.83	J	J	0.32	J	J
		VMP-6-10-111710	11/17/2010	<0.0069	J	U	0.00081	J		<0.0063	U		<0.0063	U		0.039			<0.0056	J	U	<0.0056	U	
		VMP-6-10-020711	2/7/2011	0.0018	J		<0.0071	U		<0.0062	U		<0.0062	U		0.061			<0.0055	U		<0.0055	U	
		VMP-6-10-040811	4/8/2011	<0.16	U		<0.17	U		<0.15	U		<0.15	U		52			0.032	J		<0.13	U	
		VMP-6-10-080411	8/4/2011	<1.2	U		<1.2	U		<1	U		<1	U		940			<0.93	U		<0.93	U	
		VMP-6-10-111011	11/10/2011	<0.0045	U		<0.0047	U		0.00076	J		<0.0041	U		0.0065			0.0012	J		<0.0036	U	
		VMP-6-10-013112	1/31/2012	<0.8	U		<0.84	U		<2.9	U		<0.73	U		310		J	<0.65	U		<0.65	U	
	31.5 ft	VMP-6-31.5	11/9/2009	<15	U		<16	U		29			<14	U		2500			66			<12	U	
		VMP-6-31.5-090810	9/8/2010	<8.6	U		<9	U		22			5.3	J		3100			51			<7	U	
		VMP-6-31.5-111710	11/17/2010	<14	U		<14	U		15			3.1	J		3600			45			<11	U	
		VMP-6-31.5-020711	2/7/2011	<13	U		<14	U		27			4.2	J		3200			64			<10	U	
		VMP-6-31.5-041111	4/11/2011	<10	U		<10	U		14			<9.2	U		2400			28			<8.1	U	
		VMP-6-31.5-080411	8/4/2011	<7.5	U		<7.8	U		<6.8	U		<6.8	U		2000			5.2	J		<6	U	
		VMP-6-31.5-111011	11/10/2011	<12	U		<12	U		<10	U		<10	U		2200			<9.3	U		<9.3	U	
		VMP-6-31.5-013112	1/31/2012	<4.6	U		<4.8	U		<17	U		<4.2	U		1800		J	1.8	J	J	<3.7	U	
	39 ft	VMP-6-39	11/9/2009	<17	U		<18	U		79			29			2800			150			<14	U	
		VMP-6-39-041111	4/11/2011	<12	U		<12	U		21			3.4	J		2300			41			<9.7	U	
		VMP-6-39-013112	1/31/2012	<4.6	U		<4.8	U		<17	U		<4.2	U		2200		J	4.3		J	<3.7	U	

TABLE 3 CUMULATIVE SUMMARY OF SOIL VAPOR ANALYTICAL DETECTIONS AND SCREENING RESULTS: VILLAGE - VOCS

				Acetone			Benzene			Bromodichloromethane			Bromoform			Bromomethane			1,3-Butadiene			Butane			2-Butanone		
Screening Values (mg/m³)				750,000			0.37			450,000			11			6.9									6,400		
Location	Depth	Sample ID	Sample Date	Result (mg/m³)	Lab Qualifier	URS Qualifier	Result (mg/m³)	Lab Qualifier	URS Qualifier	Result (mg/m³)	Lab Qualifier	URS Qualifier	Result (mg/m³)	Lab Qualifier	URS Qualifier	Result (mg/m³)	Lab Qualifier	URS Qualifier	Result (mg/m³)	Lab Qualifier	URS Qualifier	Result (mg/m³)	Lab Qualifier	URS Qualifier	Result (mg/m³)	Lab Qualifier	URS Qualifier
VMP-7	5 ft	VMP-7-5	11/9/2009	0.041			0.015			<0.007	U		<0.012	U		<0.004	U		<0.002	U					<0.003	U	
		VMP-7-5-082610	8/26/2010	0.026			0.012			<0.0088	U		<0.014	U		<0.0051	U		<0.0029	U					0.006		
		VMP-7-5-111910	11/19/2010	0.014			0.001	J		<0.008	U		<0.012	U		<0.0046	U		<0.0026	U					0.0022	J	
		VMP-7-5-020711	2/7/2011	0.027			0.041			<0.0086	U		<0.013	U		<0.005	U		<0.0028	U					<0.0038	U	
		VMP-7-5-040711	4/7/2011	0.0076	J		1.6			<0.012	U		<0.019	U		<0.0071	U		<0.004	U		0.012	J		<0.021	U	
		VMP-7-5-080211	8/2/2011	<1.7	U		1.3			<1.2	U		<1.9	U		<0.7	U		<0.4	U		110			<2.1	U	
		VMP-7-5-111011	11/10/2011	0.0078	J		0.005			<0.0057	U		<0.0088	U		<0.0033	U		<0.0019	U		<0.0081	U		0.0013	J	
		VMP-7-5-111011-Dup	11/10/2011	0.01			0.0048			<0.0054	U		<0.0083	U		<0.0031	U		<0.0018	U		<0.0076	U		<0.0095	U	
		VMP-7-5-013112	1/31/2012	0.026			0.0055			<0.0059	U		<0.009	U		<0.0034	U		<0.0019	U		<0.0083	U		0.045		
	13.5 ft	VMP-7-13.5	11/9/2009	<0.085	U		<0.028	U		<0.06	U		<0.092	U		<0.035	U		<0.02	U					<0.026	U	
		VMP-7-13.5-082610	8/26/2010	<0.27	U		0.15			<0.19	U		<0.3	U		<0.11	U		<0.064	U					<0.085	U	
		VMP-7-13.5-111910	11/19/2010	<1.9	U		1.3		J	<1.4	U		<2.1	U		<0.78	U		<0.44	U					<0.59	U	
		VMP-7-13.5-020711	2/7/2011	0.011	J		0.027			<0.0083	U		<0.013	U		<0.0048	U		<0.0027	U					<0.0036	U	
		VMP-7-13.5-040711	4/7/2011	0.012	J		1.7			<0.014	U		<0.022	U		<0.0084	U		<0.0048	U		0.016	J		<0.025	U	
		VMP-7-13.5-080311	8/3/2011	<2.3	U		1.1			<1.6	U		<2.5	U		<0.94	U		<0.53	U		67			<2.8	U	
		VMP-7-13.5-111011	11/10/2011	0.053		J	0.0037			<0.0053	U		<0.0082	U		<0.0031	U		<0.0017	U		0.31			0.0018	J	
		VMP-7-13.5-013112	1/31/2012	0.026	J	J	0.048		J	<0.075	U		<0.46	U		<0.043	U		<0.025	U		1.5		J	0.024	J	J
		VMP-7-13.5-013112-Dup	1/31/2012	0.059	J	J	0.088		J	<0.077	U		<0.47	U		<0.044	U		<0.025	U		1.5		J	0.02	J	J
	29.5 ft	VMP-7-29.5	11/9/2009	<1.8	U		120		J	<1.3	U		<2	U		<0.74	U		<0.42	U					<0.56	U	
		VMP-7-29.5-083110	8/31/2010	<3.9	U		86		J	<2.8	U		<4.2	U		<1.6	U		<0.91	U					<1.2	U	
		VMP-7-29.5-111910	11/19/2010	<5.9	U		62		J	<4.2	U		<6.4	U		<2.4	U		<1.4	U					<1.8	U	
		VMP-7-29.5-020711	2/7/2011	<6.1	U		60			<4.3	U		<6.7	U		<2.5	U		<1.4	U					<1.9	U	
		VMP-7-29.5-040711	4/7/2011	<1.5	U		40		J	<1	U		<1.6	U		<0.61	U		<0.35	U		94		J	<1.8	U	
		VMP-7-29.5-080311	8/3/2011	<3.5	U		40			<2.5	U		<3.8	U		<1.4	U		<0.82	U		200			<4.4	U	
		VMP-7-29.5-111111	11/11/2011	38			16			<4.8	U		<7.5	U		<2.8	U		<1.6	U		110			4.9	J	
		VMP-7-29.5-020112	2/1/2012	<1.4	U		15		J	<0.98	U		<6	U		<0.57	U		<0.32	U		61		J	<1.7	U	
	38 ft	VMP-7-38	11/9/2009	<0.63	U		54		J	<0.44	U		<0.68	U		<0.26	U		<0.15	U					<0.19	U	
		VMP-7-38-020711	2/7/2011	1.8	J		57			<5.8	U		<8.9	U		<3.4	U		<1.9	U					<2.6	U	
		VMP-7-38-040711	4/7/2011	<2.1	U		24		J	<1.5	U		<2.3	U		<0.85	U		<0.49	U		120		J	<2.6	U	
		VMP-7-38-020112	2/1/2012	<2	U		15		J	<1.4	U		<8.7	U		<0.82	U		<0.46	U		63		J	<2.5	U	
VMP-8	5 ft	VMP-8-5	11/10/2009	0.015			<0.003	U		<0.007	U		<0.012	U		<0.004	U		<0.002	U					0.0043		
		VMP-8-5-083010	8/30/2010	0.043			0.021			<0.009	U		<0.014	U		0.008			<0.003	U					0.015		
		VMP-8-5-111810	11/17/2010	0.012			<0.0037	U		0.0012	J		<0.012	U		<0.0045	U		<0.0026	U					0.0017	J	
		VMP-8-5-021011	2/10/2011	0.0072	J		0.014			<0.0083	U		<0.013	U		<0.0048	U		<0.0027	U					<0.0036	U	
		VMP-8-5-040711	4/7/2011	0.055			1.2			<0.0092	U		<0.014	U		<0.0054	U		<0.003	U		<0.013	U		0.0024	J	
		VMP-8-5-072711	7/27/2011	0.037			0.11			<0.0099	U		<0.015	U		<0.0057	U		<0.0033	U		<0.014	U		0.042		
		VMP-8-5-110311	11/3/2011	0.037			0.0072			<0.0057	U		<0.0088	U		<0.0033	U		<0.0019	U		0.0057	J		0.0027	J	
		VMP-8-5-012312	1/23/2012	0.0082	J		0.023			<0.0071	U		<0.011	U		<0.0041	U		<0.0023	U		0.0072	J		0.0073	J	
	9.5 ft	VMP-8-9.5	11/10/2009	<0.011	U		<0.003	U		<0.007	U		<0.012	U		<0.004	U		<0.002	U					<0.003	U	
		VMP-8-9.5-083010	8/30/2010	0.04			0.015		J	<0.0081	U		<0.012	U		0.0068			<0.0027	U					0.0061		
		VMP-8-9.5-083010-Dup	8/30/2010	0.041			0.012		J	<0.0083	U		<0.013	U		0.0079			<0.0027	U					0.0097		
		VMP-8-9.5-111810	11/17/2010	0.0095	J		0.0025	J		0.0017	J		<0.012	U		<0.0047	U		<0.0027	U					0.0013	J	
		VMP-8-9.5-021011	2/10/2011	0.015			<0.004	U		<0.0084	U		<0.013	U		<0.0049	U		<0.0028	U					<0.0037	U	
		VMP-8-9.5-040711	4/7/2011	0.0089	J		0.93			<0.0092	U		<0.014	U		<0.0054	U		<0.003	U		<0.013	U		0.0023	J	
		VMP-8-9.5-072711	7/27/2011	0.035			0.19			<0.0071	U		<0.011	U		<0.0041	U		<0.0024	U		0.012			0.038		
		VMP-8-9.5-110311	11/3/2011	0.021			0.0053			<0.0056	U		<0.0087	U		<0.0033	U		<0.0018	U		0.0058	J		0.002	J	
		VMP-8-9.5-012312	1/23/2012	0.026			0.0026	J		<0.0068	U		<0.01	U		<0.0039	U		<0.0022	U		<0.0096	U		0.0023	J	
	23.5 ft	VMP-8-23.5	11/10/2009	<0.011	U		<0.003	U		<0.008	U		<0.012	U		<0.004	U		<0.002	U					<0.003	U	
		VMP-8-23.5-083010	8/30/2010	0.02			0.013			<0.0088	U		<0.014	U		<0.0051	U		<0.0029	U					0.0044		
		VMP-8-23.5-111910	11/19/2010	0.033			0.0029	J		<0.0084	U		<0.013	U		<0.0049	U		<0.0028	U					0.0068		
		VMP-8-23.5-021011	2/10/2011	<0.013	U		0.0079			<0.009	U		<0.014	U		<0.0052	U		<0.003	U					<0.004	U	
		VMP-8-23.5-040711	4/7/2011	0.01	J		1.2		J	<0.0084	U		<0.013	U		<0.0049	U		<0.0028	U		<0.012	U		<0.015	U	
		VMP-8-23.5-040711-Dup	4/7/2011	0.0093	J		0.73		J	<0.013	U		<0.021	U		<0.0078	U		<0.0044	U		<0.019	U		<0.024	U	
		VMP-8-23.5-081011	8/10/2011	0.043			0.18			<0.0088	U		<0.014	U		<0.0051	U		<0.0029	U		0.02			0.012	J	
		VMP-8-23.5-110611	11/6/2011	0.019			0.0031			<0.0064	U		<0.0099	J	U	<0.0037	U		<0.0021	U		<0.0091	U		0.0053	J	
		VMP-8-23.5-012312	1/23/2012	0.0068	J		0.0068			<0.0071	U		<0.011	U		<0.0041	U		<0.0023	U		<0.01	U		0.0039	J	

TABLE 3 CUMULATIVE SUMMARY OF SOIL VAPOR ANALYTICAL DETECTIONS AND SCREENING RESULTS: VILLAGE - VOCS

				Carbon disulfide			Carbon tetrachloride			Chlorobenzene			Chlorodibromomethane			Chloroethane			Chloroform			Chloromethane			alpha-Chlorotoluene		
Screening Values (mg/m³)				780			0.21			69			47,000						0.11								
Location	Depth	Sample ID	Sample Date	Result (mg/m³)	Lab Qualifier	URS Qualifier	Result (mg/m³)	Lab Qualifier	URS Qualifier	Result (mg/m³)	Lab Qualifier	URS Qualifier	Result (mg/m³)	Lab Qualifier	URS Qualifier	Result (mg/m³)	Lab Qualifier	URS Qualifier	Result (mg/m³)	Lab Qualifier	URS Qualifier	Result (mg/m³)	Lab Qualifier	URS Qualifier	Result (mg/m³)	Lab Qualifier	URS Qualifier
VMP-7	5 ft	VMP-7-5	11/9/2009	<0.003	U		<0.007	U		<0.005	U		<0.009	U		<0.003	U		<0.005	U		<0.009	U		<0.006	U	
		VMP-7-5-082610	8/26/2010	0.0028	J		<0.0083	U		<0.0061	U		<0.011	U		<0.0035	U		<0.0064	U		<0.011	U		<0.0068	U	
		VMP-7-5-111910	11/19/2010	<0.0037	U		<0.0075	U		<0.0055	U		<0.01	U		<0.0031	U		<0.0058	U		<0.0098	U		<0.0062	U	
		VMP-7-5-020711	2/7/2011	<0.004	U		<0.0081	U		<0.0059	U		<0.011	U		<0.0034	U		<0.0063	U		<0.011	U		<0.0067	U	
		VMP-7-5-040711	4/7/2011	<0.023	J	U	<0.011	U		<0.0084	U		<0.016	U		<0.019	U		<0.0089	U		<0.015	U		<0.0094	U	
		VMP-7-5-080211	8/2/2011	<0.56	U		<1.1	U		<0.83	U		<1.5	U		<1.9	U		<0.88	U		<1.5	U		<0.93	U	
		VMP-7-5-111011	11/10/2011	<0.011	U		<0.0054	U		<0.0039	U		<0.0073	U		<0.009	U		<0.0042	U		<0.0071	U		<0.0044	U	
		VMP-7-5-111011-Dup	11/10/2011	<0.01	U		<0.0051	U		<0.0037	U		<0.0068	U		<0.0085	U		<0.0039	U		<0.0066	U		<0.0042	U	
		VMP-7-5-013112	1/31/2012	<0.011	J	U	<0.0055	U		<0.004	J	U	<0.0074	U		<0.0092	U		<0.0043	U		<0.0072	U		<0.0045	U	
	13.5 ft	VMP-7-13.5	11/9/2009	<0.028	U		<0.056	U		<0.041	U		<0.076	U		<0.024	U		<0.044	U		<0.074	U		<0.046	U	
		VMP-7-13.5-082610	8/26/2010	<0.09	U		<0.18	U		<0.13	U		<0.25	U		<0.076	U		<0.14	U		<0.24	U		<0.15	U	
		VMP-7-13.5-111910	11/19/2010	<0.63	U		<1.3	U		<0.93	U		<1.7	U		<0.53	U		<0.98	U		<1.7	U		<1	U	
		VMP-7-13.5-020711	2/7/2011	<0.0038	U		<0.0078	U		<0.0057	U		<0.01	U		<0.0032	U		<0.006	U		<0.01	U		<0.0064	U	
		VMP-7-13.5-040711	4/7/2011	<0.027	J	U	<0.014	U		<0.0099	U		<0.018	U		<0.023	U		<0.01	U		<0.018	U		<0.011	U	
		VMP-7-13.5-080311	8/3/2011	<0.75	U		<1.5	U		<1.1	U		<2	U		<2.5	U		<1.2	U		<2	U		<1.2	U	
		VMP-7-13.5-111011	11/10/2011	<0.0098	U		<0.005	U		<0.0036	U		<0.0067	U		<0.0083	U		<0.0038	U		<0.0065	U		<0.0041	U	
		VMP-7-13.5-013112	1/31/2012	<0.035	U		<0.07	U		<0.052	U		<0.095	U		<0.12	U		<0.055	U		<0.092	U		<0.23	U	
		VMP-7-13.5-013112-Dup	1/31/2012	<0.036	U		<0.072	U		<0.053	U		<0.098	U		<0.12	U		<0.056	U		<0.094	U		<0.24	U	
	29.5 ft	VMP-7-29.5	11/9/2009	<0.59	U		<1.2	U		<0.88	U		<1.6	U		<0.5	U		<0.93	U		<1.6	U		<0.99	U	
		VMP-7-29.5-083110	8/31/2010	<1.3	U		<2.6	U		<1.9	U		<3.5	U		<1.1	U		<2	U		<3.4	U		<2.1	U	
		VMP-7-29.5-111910	11/19/2010	<1.9	U		<3.9	U		<2.8	U		<5.3	U		<1.6	U		<3	U		<5.1	U		<3.2	U	
		VMP-7-29.5-020711	2/7/2011	<2	U		<4	U		<3	U		<5.5	U		<1.7	U		<3.1	U		<5.3	U		<3.3	U	
		VMP-7-29.5-040711	4/7/2011	<0.49	U		<0.98	U		<0.72	U		<1.3	U		<1.6	U		<0.76	U		<1.3	U		<0.81	U	
		VMP-7-29.5-080311	8/3/2011	<1.2	U		<2.3	U		<1.7	U		<3.2	U		<3.9	U		<1.8	U		<3	U		<1.9	U	
		VMP-7-29.5-111111	11/11/2011	8.5	J		<4.6	U		3.5			<6.2	U		<7.6	U		<3.5	U		<6	U		<3.8	U	
		VMP-7-29.5-020112	2/1/2012	<0.45	U		<0.92	U		<0.67	U		<1.2	U		0.18	J	J	<0.71	U		<1.2	U		<3	U	
	38 ft	VMP-7-38	11/9/2009	<0.2	U		<0.42	U		<0.3	U		<0.56	U		<0.17	U		<0.32	U		<0.54	U		<0.34	U	
		VMP-7-38-020711	2/7/2011	<2.7	U		<5.4	U		<4	U		<7.4	U		<2.3	U		<4.2	U		<7.1	U		<4.5	U	
		VMP-7-38-040711	4/7/2011	<0.68	U		<1.4	U		<1	U		<1.9	U		<2.3	U		<1.1	U		<1.8	U		<1.1	U	
		VMP-7-38-020112	2/1/2012	<0.65	U		<1.3	U		<0.97	U		<1.8	U		<2.2	U		<1	U		<1.7	U		<4.3	U	
VMP-8	5 ft	VMP-8-5	11/10/2009	<0.003	U		<0.007	U		<0.005	U		<0.009	U		<0.003	U		<0.005	U		<0.009	U		<0.006	U	
		VMP-8-5-083010	8/30/2010	0.0032	J		<0.0085	U		0.0032	J		<0.011	U		<0.0035	U		0.0039	J		<0.011	U		0.0018	J	J
		VMP-8-5-111810	11/17/2010	0.0011	J		0.0014	J		<0.0054	U		<0.0099	U		<0.0031	U		0.001	J		<0.0096	U		<0.006	U	
		VMP-8-5-021011	2/10/2011	0.0011	J		<0.0078	U		<0.0057	U		<0.01	U		<0.0032	U		<0.006	U		<0.01	U		<0.0064	U	
		VMP-8-5-040711	4/7/2011	<0.017	J	U	<0.0087	U		<0.0064	U		0.0023	J		<0.014	U		0.00094	J		<0.011	U		<0.0071	U	
		VMP-8-5-072711	7/27/2011	0.0036	J		<0.0093	U		<0.0068	U		<0.013	U		<0.016	U		<0.0072	U		<0.012	U		<0.0077	U	
		VMP-8-5-110311	11/3/2011	0.0022	J		<0.0054	U		<0.0039	U		<0.0073	U		<0.009	U		<0.0042	U		<0.0071	U		<0.0044	U	
		VMP-8-5-012312	1/23/2012	<0.013	J	U	<0.0067	U		<0.0049	J	U	<0.009	U		<0.011	U		<0.0052	U		<0.0088	U		<0.0055	U	
	9.5 ft	VMP-8-9.5	11/10/2009	<0.003	U		<0.007	U		<0.005	U		<0.009	U		<0.003	U		<0.005	U		<0.009	U		<0.005	U	
		VMP-8-9.5-083010	8/30/2010	0.0012	J		<0.0076	U		0.0027	J		<0.01	U		<0.0032	U		<0.0059	U		<0.01	U		<0.0063	U	
		VMP-8-9.5-083010-Dup	8/30/2010	0.0012	J		<0.0078	U		0.0028	J		<0.01	U		<0.0032	U		0.00094	J		<0.01	U		<0.0064	U	
		VMP-8-9.5-111810	11/17/2010	<0.0038	U		0.0014	J		<0.0056	U		<0.01	U		<0.0032	U		<0.0059	U		<0.01	U		<0.0063	U	
		VMP-8-9.5-021011	2/10/2011	<0.0039	U		<0.0079	U		<0.0058	U		<0.011	U		<0.0033	U		<0.0062	U		<0.01	U		<0.0065	U	
		VMP-8-9.5-040711	4/7/2011	0.0015	J		<0.0087	U		<0.0064	U		<0.012	U		<0.014	U		<0.0067	U		<0.011	U		<0.0071	U	
		VMP-8-9.5-072711	7/27/2011	0.0032	J		<0.0067	U		<0.0049	U		<0.0091	U		<0.011	U		<0.0052	U		<0.0088	U		<0.0055	U	
		VMP-8-9.5-110311	11/3/2011	0.003	J		<0.0053	U		<0.0039	U		<0.0072	U		<0.0089	U		<0.0041	U		<0.0069	U		<0.0043	U	
		VMP-8-9.5-012312	1/23/2012	<0.013	J	U	<0.0064	U		<0.0047	J	U	<0.0086	U		<0.011	U		<0.005	U		<0.0084	U		<0.0052	U	
	23.5 ft	VMP-8-23.5	11/10/2009	<0.003	U		<0.007	U		<0.005	U		<0.01	U		<0.003	U		<0.005	U		<0.009	U		<0.006	U	
		VMP-8-23.5-083010	8/30/2010	0.0015	J		0.0009	J		0.003	J		<0.011	U		<0.0035	U		<0.0064	U		<0.011	U		<0.0068	U	
		VMP-8-23.5-111910	11/19/2010	<0.0039	U		<0.0079	U		<0.0058	U		<0.011	U		<0.0033	U		<0.0062	U		<0.01	U		<0.0065	U	
		VMP-8-23.5-021011	2/10/2011	<0.0042	U		<0.0085	U		<0.0062	U		<0.011	U		<0.0035	U		<0.0066	U		<0.011	U		<0.007	U	
		VMP-8-23.5-040711	4/7/2011	0.0024	J		<0.0079	U		<0.0058	U		0.0021	J		<0.013	U		<0.0062	U		<0.01	U		<0.0065	U	
		VMP-8-23.5-040711-Dup	4/7/2011	0.0025	J		<0.012	U		<0.0092	U		0.0033	J		<0.021	U		<0.0098	U		<0.016	U		<0.01	U	
		VMP-8-23.5-081011	8/10/2011	<0.016	J	U	<0.0083	U		<0.0061	J	U	<0.011	U		<0.014	U		<0.0064	U		<0.011	U		<0.0068	J	U
		VMP-8-23.5-110611	11/6/2011	<0.012	J	U	<0.006	U		<0.0044	J	U	<0.0081	U		<0.01	U		<0.0047	U		<0.0079	U		<0.0049	U	
		VMP-8-23.5-012312	1/23/2012	<0.013	J	U	<0.0067	U		<0.0049	J	U	<0.009	U		<0.011	U		0.001	J		<0.0088	U		<0.0055	U	

TABLE 3 CUMULATIVE SUMMARY OF SOIL VAPOR ANALYTICAL DETECTIONS AND SCREENING RESULTS: VILLAGE - VOCS

				Cyclohexane			1,2-Dibromoethane			1,2-Dichlorobenzene			1,3-Dichlorobenzene			1,4-Dichlorobenzene			1,1-Dichloroethane			1,2-Dichloroethane		
Screening Values (mg/m³)							0.011			290						1,200			690			0.099		
Location	Depth	Sample ID	Sample Date	Result (mg/m³)	Lab Qualifier	URS Qualifier	Result (mg/m³)	Lab Qualifier	URS Qualifier	Result (mg/m³)	Lab Qualifier	URS Qualifier	Result (mg/m³)	Lab Qualifier	URS Qualifier	Result (mg/m³)	Lab Qualifier	URS Qualifier	Result (mg/m³)	Lab Qualifier	URS Qualifier	Result (mg/m³)	Lab Qualifier	URS Qualifier
VMP-7	5 ft	VMP-7-5	11/9/2009	0.041			<0.009	U		<0.007	U		<0.007	U		<0.007	U		<0.004	U		<0.004	U	
		VMP-7-5-082610	8/26/2010	0.016			<0.01	U		<0.0079	U		<0.0079	U		<0.0079	U		<0.0053	U		<0.0053	U	
		VMP-7-5-111910	11/19/2010	0.0054			<0.0091	U		<0.0072	U		<0.0072	U		<0.0072	U		<0.0048	U		<0.0048	U	
		VMP-7-5-020711	2/7/2011	0.0018	J		<0.0099	U		<0.0078	J	U	<0.0078	U		<0.0078	J	U	<0.0052	U		<0.0052	U	
		VMP-7-5-040711	4/7/2011	0.0081			<0.014	U		<0.011	U		<0.011	U		<0.011	U		<0.0074	U		<0.0074	U	
		VMP-7-5-080211	8/2/2011	45			<1.4	U		<1.1	U		<1.1	U		<1.1	U		<0.73	U		<0.73	U	
		VMP-7-5-111011	11/10/2011	<0.0029	U		<0.0066	U		<0.0051	U		<0.0051	U		<0.0051	U		<0.0035	U		<0.0035	U	
		VMP-7-5-111011-Dup	11/10/2011	<0.0028	U		<0.0062	U		<0.0048	U		<0.0048	U		<0.0048	U		<0.0032	U		<0.0032	U	
		VMP-7-5-013112	1/31/2012	<0.003	U		<0.0067	U		<0.0053	U		<0.0053	J	U	<0.0053	U		<0.0035	U		<0.0035	U	
	13.5 ft	VMP-7-13.5	11/9/2009	0.087			<0.069	U		<0.054	U		<0.054	U		<0.054	U		<0.036	U		<0.036	U	
		VMP-7-13.5-082610	8/26/2010	<0.099	U		<0.22	U		<0.17	U		<0.17	U		<0.17	U		<0.12	U		<0.12	U	
		VMP-7-13.5-111910	11/19/2010	26		J	<1.5	U		<1.2	U		<1.2	U		<1.2	U		<0.82	U		<0.82	U	
		VMP-7-13.5-020711	2/7/2011	0.0013	J		<0.0095	J	U	<0.0074	J	U	<0.0074	U		<0.0074	J	U	<0.005	U		<0.005	U	
		VMP-7-13.5-040711	4/7/2011	0.0091			<0.016	U		<0.013	U		<0.013	U		<0.013	U		<0.0087	U		<0.0087	U	
		VMP-7-13.5-080311	8/3/2011	9.4			<1.8	U		<1.4	U		<1.4	U		<1.4	U		<0.98	U		<0.98	U	
		VMP-7-13.5-111011	11/10/2011	0.013			<0.0061	U		<0.0047	U		<0.0048	U		<0.0048	U		<0.0032	U		<0.0032	U	
		VMP-7-13.5-013112	1/31/2012	1.7		J	<0.086	U		<0.067	U		<0.067	U		<0.067	U		<0.045	U		<0.045	U	
		VMP-7-13.5-013112-Dup	1/31/2012	1.6		J	<0.088	U		<0.069	U		<0.069	U		<0.069	U		<0.046	U		<0.046	U	
	29.5 ft	VMP-7-29.5	11/9/2009	610		J	<1.5	U		<1.1	U		<1.1	U		<1.1	U		<0.77	U		<0.77	U	
		VMP-7-29.5-083110	8/31/2010	540		J	<3.2	U		<2.5	U		<2.5	U		<2.5	U		<1.7	U		<1.7	U	
		VMP-7-29.5-111910	11/19/2010	410		J	<4.8	U		<3.7	U		<3.7	U		<3.7	U		<2.5	U		<2.5	U	
		VMP-7-29.5-020711	2/7/2011	440			<5	U		<3.9	U		<3.9	U		<3.9	U		<2.6	U		<2.6	U	
		VMP-7-29.5-040711	4/7/2011	280		J	<1.2	U		<0.94	U		<0.94	U		<0.94	U		<0.63	U		<0.63	U	
		VMP-7-29.5-080311	8/3/2011	470			<2.8	U		<2.2	U		<2.2	U		<2.2	U		<1.5	U		<1.5	U	
		VMP-7-29.5-111111	11/11/2011	190			<5.6	U		<4.4	U		<4.4	U		<4.4	U		0.71	J		5.3		
		VMP-7-29.5-020112	2/1/2012	220		J	<1.1	U		<0.88	U		<0.88	U		<0.88	U		<0.59	U		<0.59	U	
	38 ft	VMP-7-38	11/9/2009	220		J	<0.51	U		<0.4	U		<0.4	U		<0.4	U		<0.27	U		<0.27	U	
		VMP-7-38-020711	2/7/2011	390			<6.6	U		<5.2	U		<5.2	U		<5.2	U		<3.5	U		<3.5	U	
		VMP-7-38-040711	4/7/2011	350		J	<1.7	U		<1.3	U		<1.3	U		<1.3	U		<0.89	U		<0.89	U	
		VMP-7-38-020112	2/1/2012	260		J	<1.6	U		<1.3	U		<1.3	U		<1.3	U		<0.85	U		<0.85	U	
VMP-8	5 ft	VMP-8-5	11/10/2009	0.0083			<0.009	U		<0.007	U		<0.007	U		<0.007	U		<0.004	U		<0.004	U	
		VMP-8-5-083010	8/30/2010	<0.0046	U		0.0015	J		0.0034	J		0.0038	J		0.0046	J		0.00069	J		0.00092	J	
		VMP-8-5-111810	11/17/2010	<0.004	U		<0.009	U		<0.007	U		<0.007	U		<0.007	U		<0.0047	U		<0.0047	U	
		VMP-8-5-021011	2/10/2011	0.0012	J		<0.0095	U		<0.0074	U		<0.0074	U		<0.0074	U		<0.005	U		<0.005	U	
		VMP-8-5-040711	4/7/2011	0.0014	J		<0.011	U		<0.0083	J	U	<0.0083	U		<0.0083	J	U	<0.0056	U		<0.0056	U	
		VMP-8-5-072711	7/27/2011	0.0014	J		<0.011	U		<0.0089	U		<0.0089	U		0.0013	J		<0.006	U		<0.006	U	
		VMP-8-5-110311	11/3/2011	<0.0029	U		<0.0066	U		<0.0051	U		<0.0051	U		<0.0051	U		<0.0035	U		<0.0035	U	
		VMP-8-5-012312	1/23/2012	<0.0036	U		<0.0081	U		<0.0064	U		<0.0064	J	U	<0.0064	U		<0.0043	U		<0.0043	U	
	9.5 ft	VMP-8-9.5	11/10/2009	<0.003	U		<0.008	U		<0.006	U		<0.006	U		<0.006	U		<0.004	U		<0.004	U	
		VMP-8-9.5-083010	8/30/2010	<0.0042	U		<0.0093	U		<0.0073	U		0.0025	J		0.0029	J		0.00048	J		<0.0049	U	
		VMP-8-9.5-083010-Dup	8/30/2010	<0.0042	U		<0.0095	U		<0.0074	U		0.0021	J		0.0026	J		0.00041	J		0.0007	J	
		VMP-8-9.5-111810	11/17/2010	0.0011	J		<0.0093	U		<0.0073	U		<0.0073	U		<0.0073	U		<0.0049	U		<0.0049	U	
		VMP-8-9.5-021011	2/10/2011	<0.0043	U		<0.0097	U		<0.0076	U		<0.0076	U		<0.0076	U		<0.0051	U		<0.0051	U	
		VMP-8-9.5-040711	4/7/2011	0.00079	J		<0.011	U		<0.0083	U		<0.0083	U		0.00092	J		<0.0056	U		<0.0056	U	
		VMP-8-9.5-072711	7/27/2011	0.0014	J		<0.0082	U		<0.0064	U		<0.0064	U		0.0011	J		<0.0043	U		<0.0043	U	
		VMP-8-9.5-110311	11/3/2011	<0.0029	U		<0.0064	U		<0.005	U		<0.005	U		<0.005	U		<0.0034	U		<0.0034	U	
		VMP-8-9.5-012312	1/23/2012	0.0026	J		<0.0078	U		<0.0061	U		<0.0061	U		<0.0061	U		<0.0041	U		<0.0041	U	
	23.5 ft	VMP-8-23.5	11/10/2009	<0.004	U		<0.009	U		<0.007	U		<0.007	U		<0.007	U		<0.004	U		<0.004	U	
		VMP-8-23.5-083010	8/30/2010	0.002	J		<0.01	U		<0.0079	U		0.0021	J		0.0026	J		<0.0053	U		0.00085	J	
		VMP-8-23.5-111910	11/19/2010	0.0018	J		<0.0097	U		<0.0076	U		<0.0076	U		<0.0076	U		<0.0051	U		<0.0051	U	
		VMP-8-23.5-021011	2/10/2011	<0.0046	U		<0.01	U		<0.0081	U		<0.0081	U		<0.0081	U		<0.0054	U		<0.0054	U	
		VMP-8-23.5-040711	4/7/2011	0.001	J		<0.0097	U		<0.0076	U		<0.0076	U		<0.0076	U		<0.0051	U		<0.0051	U	
		VMP-8-23.5-040711-Dup	4/7/2011	0.0027	J		<0.015	U		<0.012	U		0.0016	J		0.0017	J		<0.0081	U		0.0014	J	
		VMP-8-23.5-081011	8/10/2011	0.012			<0.01	U		<0.0079	J	U	<0.0079	J	U	<0.0079	J	U	<0.0053	U		<0.0053	U	
		VMP-8-23.5-110611	11/6/2011	<0.0033	U		<0.0073	U		<0.0057	U		<0.0057	U		<0.0057	U		<0.0039	U		<0.0039	U	
		VMP-8-23.5-012312	1/23/2012	0.0017	J		<0.0081	U		<0.0064	U		<0.0064	J	U	<0.0064	U		<0.0043	U		<0.0043	U	

TABLE 3 CUMULATIVE SUMMARY OF SOIL VAPOR ANALYTICAL DETECTIONS AND SCREENING RESULTS: VILLAGE - VOCS

				1,1-Dichloroethene			cis-1,2-Dichloroethene			Dichlorodifluoromethane			Dichloromethane (Methylene chloride)			1,2-Dichloropropane			trans-1,3-Dichloropropene			1,4-Dioxane		
Screening Values (mg/m³)				240			1,100,000						5.6			0.062			0.9			0.22		
Location	Depth	Sample ID	Sample Date	Result (mg/m³)	Lab Qualifier	URS Qualifier	Result (mg/m³)	Lab Qualifier	URS Qualifier	Result (mg/m³)	Lab Qualifier	URS Qualifier	Result (mg/m³)	Lab Qualifier	URS Qualifier	Result (mg/m³)	Lab Qualifier	URS Qualifier	Result (mg/m³)	Lab Qualifier	URS Qualifier	Result (mg/m³)	Lab Qualifier	URS Qualifier
VMP-7	5 ft	VMP-7-5	11/9/2009	<0.004	U		<0.004	U		<0.005	U		<0.004	U		<0.005	U		<0.005	U		<0.017	U	
		VMP-7-5-082610	8/26/2010	<0.0052	U		<0.0052	U		0.003	J		0.0023	J		<0.0061	U		<0.006	U		<0.019	U	
		VMP-7-5-111910	11/19/2010	<0.0047	U		<0.0047	U		<0.0059	U		<0.0041	U		<0.0055	U		<0.0054	U		0.0093	J	
		VMP-7-5-020711	2/7/2011	<0.0051	U		<0.0051	U		0.0025	J		0.0013	J		<0.006	U		<0.0058	U		<0.018	U	
		VMP-7-5-040711	4/7/2011	<0.0072	U		<0.0072	U		0.0014	J		<0.0063	J	U	<0.0084	U		<0.0083	U		<0.026	U	
		VMP-7-5-080211	8/2/2011	<0.72	U		<0.72	U		<0.89	U		<0.63	U		<0.83	U		<0.82	U		<2.6	U	
		VMP-7-5-111011	11/10/2011	<0.0034	U		<0.0034	U		0.0011	J		0.0024	J	J	<0.004	U		<0.0039	U		<0.012	U	
		VMP-7-5-111011-Dup	11/10/2011	<0.0032	U		<0.0032	U		0.0014	J	J	0.01		J	<0.0037	U		<0.0036	U		<0.012	U	
		VMP-7-5-013112	1/31/2012	<0.0035	U		<0.0035	U		0.0022	J		0.003			<0.004	U		<0.004	J	U	<0.013	U	
	13.5 ft	VMP-7-13.5	11/9/2009	<0.035	U		<0.035	U		<0.044	U		<0.031	U		<0.041	U		<0.041	U		<0.13	U	
		VMP-7-13.5-082610	8/26/2010	<0.11	U		<0.11	U		<0.14	U		<0.1	U		<0.13	U		<0.13	U		<0.42	U	
		VMP-7-13.5-111910	11/19/2010	<0.8	U		<0.8	U		<1	U		0.91		J	<0.93	U		<0.91	U		<2.9	U	
		VMP-7-13.5-020711	2/7/2011	<0.0049	U		<0.0049	U		0.0019	J		<0.0043	U		<0.0057	U		<0.0056	U		<0.018	U	
		VMP-7-13.5-040711	4/7/2011	<0.0086	U		<0.0086	U		<0.011	U		<0.0075	J	U	<0.01	U		<0.0098	U		<0.031	U	
		VMP-7-13.5-080311	8/3/2011	<0.96	U		<0.96	U		<1.2	U		<0.84	U		<1.1	U		<1.1	U		<3.5	U	
		VMP-7-13.5-111011	11/10/2011	<0.0031	U		<0.0031	U		0.0013	J	J	0.0031			<0.0036	U		<0.0036	U		<0.011	U	
		VMP-7-13.5-013112	1/31/2012	<0.044	U		<0.044	U		<0.055	U		<0.039	U		<0.052	U		<0.051	U		<0.16	U	
		VMP-7-13.5-013112-Dup	1/31/2012	<0.045	U		<0.045	U		<0.057	U		<0.04	U		<0.053	U		<0.052	U		<0.16	U	
	29.5 ft	VMP-7-29.5	11/9/2009	<0.76	U		<0.76	U		<0.94	U		<0.66	U		<0.88	U		<0.87	U		<2.8	U	
		VMP-7-29.5-083110	8/31/2010	<1.6	U		<1.6	U		<2	U		<1.4	U		<1.9	U		<1.9	U		<5.9	U	
		VMP-7-29.5-111910	11/19/2010	<2.4	U		<2.4	U		<3.1	U		<2.2	U		<2.9	U		<2.8	U		<8.9	U	
		VMP-7-29.5-020711	2/7/2011	<2.6	U		<2.6	U		<3.2	U		<2.2	U		<3	U		<2.9	U		<9.3	U	
		VMP-7-29.5-040711	4/7/2011	<0.62	U		<0.62	U		<0.77	U		<0.54	U		<0.72	U		<0.71	U		<2.2	U	
		VMP-7-29.5-080311	8/3/2011	<1.5	U		<1.5	U		<1.8	U		<1.3	U		<1.7	U		<1.7	U		<5.3	U	
		VMP-7-29.5-111111	11/11/2011	<2.9	U		<2.9	U		<3.6	U		<2.5	U		<3.4	U		<3.3	U		<10	U	
		VMP-7-29.5-020112	2/1/2012	<0.58	U		<0.58	U		<0.72	U		<0.51	U		<0.67	U		<0.66	U		<2.1	U	
	38 ft	VMP-7-38	11/9/2009	<0.26	U		<0.26	U		<0.33	U		<0.23	U		<0.3	U		<0.3	U		<0.95	U	
		VMP-7-38-020711	2/7/2011	<3.4	U		<3.4	U		<4.3	U		<3	U		<4	U		<3.9	U		<12	U	
		VMP-7-38-040711	4/7/2011	<0.87	U		<0.87	U		<1.1	U		<0.76	U		<1	U		<1	U		<3.2	U	
		VMP-7-38-020112	2/1/2012	<0.83	U		<0.83	U		<1	U		<0.73	U		<0.97	U		<0.95	U		<3	U	
VMP-8	5 ft	VMP-8-5	11/10/2009	<0.004	U		<0.004	U		<0.005	U		<0.004	U		<0.005	U		<0.005	U		<0.017	U	
		VMP-8-5-083010	8/30/2010	<0.0053	U		0.0012	J		0.0026	J		0.0026	J		<0.0062	U		<0.0061	U		<0.019	U	
		VMP-8-5-111810	11/17/2010	<0.0046	U		<0.0046	U		0.0027	J		0.00071	J		<0.0054	U		<0.0053	U		<0.017	U	
		VMP-8-5-021011	2/10/2011	<0.0049	U		<0.0049	U		<0.0061	U		<0.0043	U		<0.0057	U		<0.0056	U		<0.018	U	
		VMP-8-5-040711	4/7/2011	<0.0055	U		<0.0055	U		0.0026	J		<0.0048	U		<0.0064	U		<0.0063	U		0.0057	J	
		VMP-8-5-072711	7/27/2011	<0.0059	U		<0.0059	U		0.0023	J		<0.0051	U		<0.0068	U		<0.0067	U		<0.021	U	
		VMP-8-5-110311	11/3/2011	<0.0034	U		<0.0034	U		0.0024	J		<0.003	J	U	<0.004	U		<0.0039	U		<0.012	U	
		VMP-8-5-012312	1/23/2012	<0.0042	U		<0.0042	U		0.0039	J		<0.0037	J	U	<0.0049	U		<0.0048	J	U	<0.015	U	
	9.5 ft	VMP-8-9.5	11/10/2009	<0.004	U		<0.004	U		<0.005	U		<0.003	U		<0.005	U		<0.005	U		<0.016	U	
		VMP-8-9.5-083010	8/30/2010	<0.0048	U		0.00059	J		0.0024	J		0.005			<0.0056	U		<0.0055	U		<0.017	U	
		VMP-8-9.5-083010-Dup	8/30/2010	<0.0049	U		<0.0049	U		0.0024	J		0.0013	J		0.00099	J		<0.0056	U		<0.018	U	
		VMP-8-9.5-111810	11/17/2010	<0.0048	U		<0.0048	U		0.0024	J		<0.0042	U		<0.0056	U		<0.0055	U		0.0021	J	
		VMP-8-9.5-021011	2/10/2011	<0.005	U		<0.005	U		0.0019	J		<0.0044	U		<0.0058	U		<0.0057	U		<0.018	U	
		VMP-8-9.5-040711	4/7/2011	<0.0055	U		<0.0055	U		0.0016	J		0.00097	J		<0.0064	U		<0.0063	U		<0.02	U	
		VMP-8-9.5-072711	7/27/2011	<0.0042	U		<0.0042	U		0.0019	J		0.0065			<0.0049	U		<0.0048	U		<0.015	U	
		VMP-8-9.5-110311	11/3/2011	<0.0033	U		<0.0033	U		0.0019	J		<0.0029	J	U	<0.0039	U		<0.0038	U		0.0045	J	
		VMP-8-9.5-012312	1/23/2012	<0.004	U		<0.004	U		0.004	J		<0.0035	J	U	<0.0047	U		<0.0046	U		<0.015	U	
	23.5 ft	VMP-8-23.5	11/10/2009	<0.004	U		<0.004	U		<0.005	U		<0.004	U		<0.005	U		<0.005	U		<0.017	U	
		VMP-8-23.5-083010	8/30/2010	<0.0052	U		0.00085	J		0.0028	J		0.0015	J		<0.0061	U		<0.006	U		<0.019	U	
		VMP-8-23.5-111910	11/19/2010	<0.005	U		<0.005	U		<0.0062	U		<0.0044	U		<0.0058	U		<0.0057	U		<0.018	U	
		VMP-8-23.5-021011	2/10/2011	<0.0053	U		<0.0053	U		0.0022	J		<0.0047	U		<0.0062	U		<0.0061	U		<0.019	U	
		VMP-8-23.5-040711	4/7/2011	<0.005	U		<0.005	U		0.0023	J		0.0066			<0.0058	U		<0.0057	U		<0.018	U	
		VMP-8-23.5-040711-Dup	4/7/2011	<0.0079	U		<0.0079	U		0.0017	J		0.0021	J		<0.0092	U		<0.0091	U		<0.029	U	
		VMP-8-23.5-081011	8/10/2011	<0.0052	U		<0.0052	U		0.0027	J		0.0021	J		<0.0061	U		<0.006	J	U	<0.019	U	
		VMP-8-23.5-110611	11/6/2011	<0.0038	U		<0.0038	U		0.003	J		0.0021	J		<0.0044	U		<0.0043	U		0.0013	J	
		VMP-8-23.5-012312	1/23/2012	<0.0042	U		<0.0042	U		0.0033	J		<0.0037	J	U	<0.0049	U		<0.0048	U		<0.015	U	

TABLE 3 CUMULATIVE SUMMARY OF SOIL VAPOR ANALYTICAL DETECTIONS AND SCREENING RESULTS: VILLAGE - VOCS

				Ethanol			Ethylbenzene			4-Ethyltoluene			Freon 113			Heptane			Hexachlorobutadiene			Hexane		
Screening Values (mg/m³)							1,400																	
Location	Depth	Sample ID	Sample Date	Result (mg/m³)	Lab Qualifier	URS Qualifier	Result (mg/m³)	Lab Qualifier	URS Qualifier	Result (mg/m³)	Lab Qualifier	URS Qualifier	Result (mg/m³)	Lab Qualifier	URS Qualifier	Result (mg/m³)	Lab Qualifier	URS Qualifier	Result (mg/m³)	Lab Qualifier	URS Qualifier	Result (mg/m³)	Lab Qualifier	URS Qualifier
VMP-7	5 ft	VMP-7-5	11/9/2009	0.11		J	0.012			<0.005	U		<0.008	U		0.091			<0.05	U		0.11		
		VMP-7-5-082610	8/26/2010	0.007	J		<0.0057	U		<0.0065	U		<0.01	U		0.0044	J		<0.056	U		0.016		
		VMP-7-5-111910	11/19/2010	0.0031	J		0.00077	J		<0.0058	U		<0.0091	U		0.0039	J		<0.051	U		0.0047		
		VMP-7-5-020711	2/7/2011	0.0087	J		<0.0056	U		<0.0063	U		<0.0099	U		0.0041	J		<0.055	U		0.0024	J	
		VMP-7-5-040711	4/7/2011	0.0034	J		<0.0079	U		<0.0089	U		<0.014	U		0.0074			<0.078	U		0.016		
		VMP-7-5-080211	8/2/2011	<1.4	U		<0.78	U		<0.89	U		<1.4	U		4.5			<7.7	U		12		
		VMP-7-5-111011	11/10/2011	0.0096			<0.0037	U		<0.0042	U		<0.0066	U		<0.0035	U		<0.036	U		<0.003	U	
		VMP-7-5-111011-Dup	11/10/2011	0.018			<0.0035	U		<0.004	U		<0.0062	U		<0.0033	U		<0.034	U		<0.0028	U	
		VMP-7-5-013112	1/31/2012	0.039			0.0012	J		<0.0043	J	U	<0.0067	U		0.00073	J		<0.037	U		<0.0031	J	U
	13.5 ft	VMP-7-13.5	11/9/2009	<0.067	U		<0.039	U		<0.044	U		<0.068	U		<0.037	U		<0.38	U		0.052		
		VMP-7-13.5-082610	8/26/2010	<0.22	U		<0.12	U		<0.14	U		<0.22	U		<0.12	U		<1.2	U		0.035	J	
		VMP-7-13.5-111910	11/19/2010	<1.5	U		<0.87	U		<0.99	U		<1.5	U		4.9		J	<8.6	U		8.9		J
		VMP-7-13.5-020711	2/7/2011	<0.0093	U		<0.0054	U		<0.0061	U		<0.0095	U		0.0011	J		<0.053	U		0.0013	J	
		VMP-7-13.5-040711	4/7/2011	<0.016	U		<0.0094	U		<0.011	U		<0.016	U		0.0064	J		<0.092	U		0.022		
		VMP-7-13.5-080311	8/3/2011	<1.8	U		<1	U		<1.2	U		<1.8	U		<0.99	U		<10	U		2.7		
		VMP-7-13.5-111011	11/10/2011	0.017			0.013			0.0037	J		<0.006	U		0.026			<0.034	U		0.012		
		VMP-7-13.5-013112	1/31/2012	0.094		J	<0.049	U		<0.055	U		<0.086	U		<0.046	U		<0.48	U		1.1		J
		VMP-7-13.5-013112-Dup	1/31/2012	0.12		J	<0.05	U		<0.056	U		<0.088	U		<0.047	U		<0.49	U		1		J
	29.5 ft	VMP-7-29.5	11/9/2009	<1.4	U		<0.83	U		<0.94	U		<1.5	U		460		J	<8.1	U		420		J
		VMP-7-29.5-083110	8/31/2010	<3.1	U		<1.8	U		<2	U		<3.2	U		420		J	<18	U		420		J
		VMP-7-29.5-111910	11/19/2010	<4.7	U		<2.7	U		<3	U		<4.8	U		300		J	<26	U		270		
		VMP-7-29.5-020711	2/7/2011	<4.9	U		<2.8	U		0.77	J		<4.9	U		350			<28	U		320		
		VMP-7-29.5-040711	4/7/2011	<1.2	U		<0.68	U		0.23	J	J	<1.2	U		220		J	<6.7	U		190		J
		VMP-7-29.5-080311	8/3/2011	<2.8	U		<1.6	U		<1.8	U		<2.8	U		350			<16	U		360		
		VMP-7-29.5-111111	11/11/2011	3.3	J		2.7	J		1.6	J		<5.6	U		110			<31	U		130		
		VMP-7-29.5-020112	2/1/2012	<1.1	U		<0.63	U		<0.72	U		<1.1	U		150		J	<6.2	U		160		J
	38 ft	VMP-7-38	11/9/2009	<0.5	U		<0.29	U		<0.32	U		<0.5	U		170		J	<2.8	U		140		J
		VMP-7-38-020711	2/7/2011	<6.5	U		<3.8	U		<4.2	U		<6.6	U		210			<37	U		280		
		VMP-7-38-040711	4/7/2011	<1.6	U		<0.96	U		<1.1	U		<1.7	U		110		J	<9.4	U		150		J
		VMP-7-38-020112	2/1/2012	<1.6	U		<0.91	U		<1	U		<1.6	U		180		J	<9	U		180		J
VMP-8	5 ft	VMP-8-5	11/10/2009	0.023		J	<0.005	U		<0.005	U		<0.008	U		0.016			<0.05	U		0.016		
		VMP-8-5-083010	8/30/2010	<0.01	U		<0.0058	U		0.0014	J		0.0019	J		0.0019	J		<0.057	U		0.0032	J	
		VMP-8-5-111810	11/17/2010	0.0073	J		<0.005	J	U	<0.0057	U		0.0017	J		0.0025	J		<0.05	U		0.0019	J	
		VMP-8-5-021011	2/10/2011	<0.0093	U		<0.0054	U		<0.0061	U		<0.0095	U		<0.0051	U		<0.053	U		0.0011	J	
		VMP-8-5-040711	4/7/2011	<0.01	U		<0.006	U		<0.0068	U		<0.01	U		<0.0056	U		<0.059	U		<0.0049	U	
		VMP-8-5-072711	7/27/2011	0.037			0.0026	J		0.0033	J		<0.011	U		0.0021	J		<0.063	U		0.0026	J	
		VMP-8-5-110311	11/3/2011	0.052			0.0033	J		0.00052	J		<0.0066	U		0.0026	J		<0.036	U		0.0033		
		VMP-8-5-012312	1/23/2012	0.023			0.00052	J		0.00067	J		<0.0081	U		0.0016	J		<0.045	U		0.0024	J	
	9.5 ft	VMP-8-9.5	11/10/2009	0.03		J	<0.004	U		<0.005	U		<0.008	U		0.0046			<0.048	U		0.0042		
		VMP-8-9.5-083010	8/30/2010	0.016			<0.0052	U		0.0011	J		0.0011	J		0.0017	J		<0.052	U		0.0055		
		VMP-8-9.5-083010-Dup	8/30/2010	0.013			<0.0054	U		<0.0061	U		0.001	J		0.0016	J		<0.053	U		0.0034	J	
		VMP-8-9.5-111810	11/17/2010	0.01			<0.0052	J	U	<0.0059	U		0.0018	J		<0.005	U		<0.052	U		0.0017	J	
		VMP-8-9.5-021011	2/10/2011	0.0028	J		<0.0055	U		<0.0062	U		<0.0096	U		<0.0052	U		<0.054	U		<0.0044	U	
		VMP-8-9.5-040711	4/7/2011	0.0074	J		<0.006	U		<0.0068	U		<0.01	U		<0.0056	U		<0.059	U		0.0012	J	
		VMP-8-9.5-072711	7/27/2011	0.082			0.0028	J		0.0032	J		<0.0082	U		0.0039	J		<0.045	U		0.0048		
		VMP-8-9.5-110311	11/3/2011	0.029			0.0044			0.0011	J		<0.0064	U		0.0021	J		<0.036	U		0.0018	J	
		VMP-8-9.5-012312	1/23/2012	0.012			0.0014	J		0.00079	J		<0.0078	U		0.005			<0.043	U		0.0064		
	23.5 ft	VMP-8-23.5	11/10/2009	0.023		J	<0.005	U		<0.005	U		<0.009	U		<0.004	U		<0.051	U		<0.004	U	
		VMP-8-23.5-083010	8/30/2010	0.0069	J		<0.0057	U		<0.0065	U		0.0014	J		0.0021	J		<0.056	U		0.0024	J	
		VMP-8-23.5-111910	11/19/2010	0.0076	J		0.0015	J		<0.0062	U		<0.0096	U		0.0015	J		<0.054	U		0.0018	J	
		VMP-8-23.5-021011	2/10/2011	<0.01	U		<0.0058	U		<0.0066	U		<0.01	U		<0.0055	U		<0.057	U		<0.0047	U	
		VMP-8-23.5-040711	4/7/2011	0.0075	J		0.00066	J		<0.0062	U		<0.0096	U		<0.0052	U		<0.054	U		0.0027	J	
		VMP-8-23.5-040711-Dup	4/7/2011	0.0073	J		<0.0087	U		<0.0098	U		<0.015	U		<0.0082	U		<0.085	U		0.0028	J	
		VMP-8-23.5-081011	8/10/2011	0.052			0.0023	J		<0.0065	J	U	<0.01	U		0.012			<0.056	U		0.033		
		VMP-8-23.5-110611	11/6/2011	0.027			0.001	J		0.0012	J		<0.0073	U		0.0013	J		<0.041	U		0.0028	J	
		VMP-8-23.5-012312	1/23/2012	0.016			0.00079	J		0.00098	J		<0.0081	U		0.0023	J		<0.045	U		0.0023	J	

TABLE 3 CUMULATIVE SUMMARY OF SOIL VAPOR ANALYTICAL DETECTIONS AND SCREENING RESULTS: VILLAGE - VOCS

				2-Hexanone (Methyl N-Butyl Ketone)			Isopentane			Isopropylbenzene (Cumene)			4-Methyl-2-pentanone (Methyl Isobutyl Ketone)			Methyl tert-Butyl Ether (MTBE)			2-Propanol			n-Propylbenzene		
Screening Values (mg/m³)										600						3,400								
Location	Depth	Sample ID	Sample Date	Result (mg/m³)	Lab Qualifier	URS Qualifier	Result (mg/m³)	Lab Qualifier	URS Qualifier	Result (mg/m³)	Lab Qualifier	URS Qualifier	Result (mg/m³)	Lab Qualifier	URS Qualifier	Result (mg/m³)	Lab Qualifier	URS Qualifier	Result (mg/m³)	Lab Qualifier	URS Qualifier	Result (mg/m³)	Lab Qualifier	URS Qualifier
VMP-7	5 ft	VMP-7-5	11/9/2009	<0.019	U					<0.005	U		<0.004	U		<0.004	U		0.55			<0.005	U	
		VMP-7-5-082610	8/26/2010	<0.022	U					<0.0065	U		<0.0054	U		<0.0048	U		0.0064	J		<0.0065	U	
		VMP-7-5-111910	11/19/2010	<0.019	U					<0.0058	U		<0.0049	U		<0.0043	U		0.0053	J		<0.0058	U	
		VMP-7-5-020711	2/7/2011	<0.021	U					<0.0063	U		<0.0053	U		<0.0046	U		0.0059	J		<0.0063	U	
		VMP-7-5-040711	4/7/2011	<0.03	U		0.019	J		<0.0089	U		<0.0074	U		<0.0066	U		<0.018	U		<0.0089	U	
		VMP-7-5-080211	8/2/2011	<3	U		520			<0.89	U		<0.74	U		<0.65	U		<1.8	U		<0.89	U	
		VMP-7-5-111011	11/10/2011	<0.014	U		<0.01	U		0.0018	J		0.0099			<0.0031	U		0.042			<0.0042	U	
		VMP-7-5-111011-Dup	11/10/2011	<0.013	U		0.0076	J		0.0016	J		0.0084			<0.0029	U		0.04			<0.004	U	
		VMP-7-5-013112	1/31/2012	0.00059	J		<0.01	U		0.0027	J		0.017			<0.0032	U		0.027			<0.0043	J	U
	13.5 ft	VMP-7-13.5	11/9/2009	<0.15	U					<0.044	U		<0.037	U		<0.032	U		<0.088	U		<0.044	U	
		VMP-7-13.5-082610	8/26/2010	<0.47	U					0.015	J		<0.12	U		<0.1	U		<0.28	U		<0.14	U	
		VMP-7-13.5-111910	11/19/2010	<3.3	U					<0.99	U		<0.82	U		<0.73	U		<2	U		<0.99	U	
		VMP-7-13.5-020711	2/7/2011	<0.02	U					<0.0061	U		<0.005	U		<0.0044	U		0.0086	J		<0.0061	U	
		VMP-7-13.5-040711	4/7/2011	<0.035	U		0.024	J		<0.011	U		<0.0088	U		<0.0078	U		<0.021	U		<0.011	U	
		VMP-7-13.5-080311	8/3/2011	<3.9	U		310			<1.2	U		<0.99	U		<0.87	U		<2.4	U		<1.2	U	
		VMP-7-13.5-111011	11/10/2011	<0.013	U		0.8			0.0083			0.022			<0.0028	U		0.01			0.018		
		VMP-7-13.5-013112	1/31/2012	<0.18	U		7.2		J	<0.055	U		<0.046	U		<0.04	U		0.11	J	J	<0.055	U	
		VMP-7-13.5-013112-Dup	1/31/2012	<0.19	U		6.9		J	<0.056	U		<0.047	U		<0.041	U		0.2		J	<0.056	U	
	29.5 ft	VMP-7-29.5	11/9/2009	<3.1	U					7.5		J	<0.78	U		<0.69	U		<1.9	U		6.5		J
		VMP-7-29.5-083110	8/31/2010	<6.7	U					6		J	<1.7	U		<1.5	U		<4	U		5		J
		VMP-7-29.5-111910	11/19/2010	<10	U					4.8		J	<2.5	U		<2.2	U		<6.1	U		3.9		J
		VMP-7-29.5-020711	2/7/2011	<10	U					10			<2.6	U		<2.3	U		<6.3	U		9.8		
		VMP-7-29.5-040711	4/7/2011	<2.6	U		380		J	3.4		J	<0.64	U		<0.56	U		<1.5	U		2.5		J
		VMP-7-29.5-080311	8/3/2011	<6.1	U		850			1.6	J		<1.5	U		<1.3	U		<3.6	U		1.1	J	
		VMP-7-29.5-111111	11/11/2011	<12	U		500			<3.6	U		<3	U		<2.6	U		3.2	J		0.84	J	
		VMP-7-29.5-020112	2/1/2012	<2.4	U		360		J	0.54	J	J	<0.6	U		<0.53	U		<1.4	U		0.32	J	J
	38 ft	VMP-7-38	11/9/2009	<1.1	U					4		J	<0.27	U		<0.24	U		<0.65	U		3.5		J
		VMP-7-38-020711	2/7/2011	<14	U					6.8			<3.5	U		<3.1	U		<8.5	U		4.6		
		VMP-7-38-040711	4/7/2011	<3.6	U		500		J	0.56	J	J	<0.9	U		<0.79	U		<2.2	U		0.43	J	J
		VMP-7-38-020112	2/1/2012	<3.4	U		390		J	0.55	J	J	<0.86	U		<0.76	U		<2.1	U		0.33	J	J
VMP-8	5 ft	VMP-8-5	11/10/2009	<0.019	U					<0.005	U		<0.004	U		<0.004	U		<0.011	U		<0.005	U	
		VMP-8-5-083010	8/30/2010	0.0029	J					<0.0066	U		<0.0055	U		0.00052	J		0.013	J		<0.0066	U	
		VMP-8-5-111810	11/17/2010	<0.019	U					<0.0057	U		<0.0048	U		0.00055	J		0.0026	J		<0.0057	U	
		VMP-8-5-021011	2/10/2011	<0.02	U					<0.0061	U		<0.005	U		<0.0044	U		0.008	J		<0.0061	U	
		VMP-8-5-040711	4/7/2011	<0.023	U		0.0037	J		<0.0068	U		<0.0056	U		<0.005	U		<0.014	U		<0.0068	U	
		VMP-8-5-072711	7/27/2011	0.0054	J		<0.017	U		0.05			0.24			<0.0053	U		0.075			0.00084	J	
		VMP-8-5-110311	11/3/2011	0.0006	J		0.017			0.0028	J		0.015			<0.0031	U		0.014			<0.0042	U	
		VMP-8-5-012312	1/23/2012	<0.017	U		0.0092	J		0.003	J		0.058			<0.0038	U		0.014			<0.0052	J	U
	9.5 ft	VMP-8-9.5	11/10/2009	<0.018	U					<0.005	U		<0.004	U		<0.004	U		<0.011	U		<0.005	U	
		VMP-8-9.5-083010	8/30/2010	0.0013	J					<0.0059	U		<0.005	U		0.00039	J		0.029			<0.0059	U	
		VMP-8-9.5-083010-Dup	8/30/2010	0.0017	J					<0.0061	U		<0.005	U		<0.0044	U		0.0068	J		<0.0061	U	
		VMP-8-9.5-111810	11/17/2010	<0.02	U					<0.0059	U		<0.005	U		0.00054	J		0.0073	J		<0.0059	U	
		VMP-8-9.5-021011	2/10/2011	<0.021	U					<0.0062	U		<0.0052	U		<0.0045	U		0.0036	J		<0.0062	U	
		VMP-8-9.5-040711	4/7/2011	<0.023	U		0.0031	J		<0.0068	U		<0.0056	U		<0.005	U		0.0043	J		<0.0068	U	
		VMP-8-9.5-072711	7/27/2011	0.0048	J		0.02			0.045			0.13			<0.0038	U		0.04			0.00094	J	
		VMP-8-9.5-110311	11/3/2011	0.00037	J		0.011			0.0014	J		0.0088			<0.003	U		0.0091			0.00063	J	
		VMP-8-9.5-012312	1/23/2012	<0.017	U		0.019			0.0026	J		0.0061			<0.0036	U		0.0049	J		<0.005	J	U
	23.5 ft	VMP-8-23.5	11/10/2009	<0.019	U					<0.005	U		<0.004	U		<0.004	U		<0.012	U		<0.005	U	
		VMP-8-23.5-083010	8/30/2010	0.0011	J					<0.0065	U		<0.0054	U		0.00037	J		0.0046	J		<0.0065	U	
		VMP-8-23.5-111910	11/19/2010	<0.021	U					<0.0062	U		<0.0052	U		<0.0045	U		0.0063	J		<0.0062	U	
		VMP-8-23.5-021011	2/10/2011	<0.022	U					<0.0066	U		<0.0055	U		<0.0048	U		0.0076	J		<0.0066	U	
		VMP-8-23.5-040711	4/7/2011	<0.021	U		0.003	J		<0.0062	U		<0.0052	U		<0.0045	U		<0.012	U		<0.0062	U	
		VMP-8-23.5-040711-Dup	4/7/2011	<0.033	U		0.0049	J		<0.0098	U		<0.0082	U		0.00068	J		<0.02	U		<0.0098	U	
		VMP-8-23.5-081011	8/10/2011	0.0022	J		0.069			0.019			0.1			<0.0048	U		0.025			<0.0065	J	U
		VMP-8-23.5-110611	11/6/2011	0.0015	J		<0.011	U		0.0052			0.035			<0.0034	U		0.016			0.00033	J	
		VMP-8-23.5-012312	1/23/2012	0.00075	J		0.017			0.002	J		0.024			<0.0038	U		0.0094	J		<0.0052	J	U

TABLE 3 CUMULATIVE SUMMARY OF SOIL VAPOR ANALYTICAL DETECTIONS AND SCREENING RESULTS: VILLAGE - VOCS

				Styrene			Tetrachloroethene			Tetrahydrofuran			Toluene			1,2,4-Trichlorobenzene			1,1,1-Trichloroethane (Methyl chloroform)			1,1,2-Trichloroethane		
Screening Values (mg/m³)				1,400			0.55						6,200			11			6,600			170,000		
Location	Depth	Sample ID	Sample Date	Result (mg/m³)	Lab Qualifier	URS Qualifier	Result (mg/m³)	Lab Qualifier	URS Qualifier	Result (mg/m³)	Lab Qualifier	URS Qualifier	Result (mg/m³)	Lab Qualifier	URS Qualifier	Result (mg/m³)	Lab Qualifier	URS Qualifier	Result (mg/m³)	Lab Qualifier	URS Qualifier	Result (mg/m³)	Lab Qualifier	URS Qualifier
VMP-7	5 ft	VMP-7-5	11/9/2009	<0.005	U		<0.007	U		<0.003	U		0.0071			<0.034	U		<0.006	U		<0.006	U	
		VMP-7-5-082610	8/26/2010	<0.0056	U		<0.009	U		<0.0039	U		0.0012	J		<0.039	U		<0.0072	U		<0.0072	U	
		VMP-7-5-111910	11/19/2010	<0.0051	U		<0.0081	U		<0.0035	U		<0.0045	U		<0.035	U		<0.0065	U		<0.0065	U	
		VMP-7-5-020711	2/7/2011	<0.0055	U		<0.0088	U		<0.0038	U		0.001	J		<0.038	J	U	<0.007	U		<0.007	U	
		VMP-7-5-040711	4/7/2011	<0.0078	U		<0.012	U		<0.0054	U		0.0025	J		<0.054	U		<0.0099	U		<0.0099	U	
		VMP-7-5-080211	8/2/2011	<0.77	U		<1.2	U		<0.53	U		<0.68	U		<5.4	U		<0.98	U		<0.98	U	
		VMP-7-5-111011	11/10/2011	<0.0036	U		<0.0058	U		<0.0025	U		0.0037			<0.025	U		<0.0047	U		<0.0047	U	
		VMP-7-5-111011-Dup	11/10/2011	<0.0034	U		<0.0055	U		<0.0024	U		0.0047			<0.024	U		<0.0044	U		<0.0044	U	
		VMP-7-5-013112	1/31/2012	0.00053	J		<0.0059	U		0.04			0.011			<0.026	U		<0.0048	U		<0.0048	U	
	13.5 ft	VMP-7-13.5	11/9/2009	<0.038	U		<0.061	U		<0.026	U		<0.034	U		<0.26	U		<0.049	U		<0.049	U	
		VMP-7-13.5-082610	8/26/2010	<0.12	U		<0.2	U		<0.085	U		<0.11	U		<0.86	U		<0.16	U		<0.16	U	
		VMP-7-13.5-111910	11/19/2010	<0.86	U		<1.4	U		<0.59	U		<0.76	U		<6	U		<1.1	U		<1.1	U	
		VMP-7-13.5-020711	2/7/2011	<0.0053	U		<0.0084	U		<0.0036	U		<0.0046	U		<0.037	J	U	<0.0067	U		<0.0067	U	
		VMP-7-13.5-040711	4/7/2011	<0.0092	U		<0.015	U		<0.0064	U		0.0016	J		<0.064	U		<0.012	U		<0.012	U	
		VMP-7-13.5-080311	8/3/2011	<1	U		<1.6	U		<0.71	U		<0.91	U		<7.2	U		<1.3	U		<1.3	U	
		VMP-7-13.5-111011	11/10/2011	<0.0034	U		<0.0054	U		<0.0023	U		0.007			<0.023	U		<0.0043	U		<0.0043	U	
		VMP-7-13.5-013112	1/31/2012	<0.048	U		<0.076	U		<0.033	U		0.017	J	J	<0.33	U		<0.061	U		<0.061	U	
		VMP-7-13.5-013112-Dup	1/31/2012	<0.049	U		<0.078	U		<0.034	U		<0.043	U		<0.34	U		<0.062	U		<0.062	U	
	29.5 ft	VMP-7-29.5	11/9/2009	<0.81	U		<1.3	U		<0.56	U		1.1		J	<5.7	U	UJ	<1	U		<1	U	
		VMP-7-29.5-083110	8/31/2010	<1.8	U		<2.8	U		<1.2	U		1	J	J	<12	U		<2.2	U		<2.2	U	
		VMP-7-29.5-111910	11/19/2010	<2.6	U		<4.2	U		<1.8	U		<2.3	U		<18	U		<3.4	U		<3.4	U	
		VMP-7-29.5-020711	2/7/2011	<2.7	U		<4.4	U		<1.9	U		<2.4	U		<19	U		<3.5	U		<3.5	U	
		VMP-7-29.5-040711	4/7/2011	<0.67	U		<1.1	U		<0.46	U		<0.59	U		<4.6	U		<0.85	U		<0.85	U	
		VMP-7-29.5-080311	8/3/2011	<1.6	U		<2.5	U		<1.1	U		<1.4	U		<11	U		<2	U		<2	U	
		VMP-7-29.5-111111	11/11/2011	0.62	J		<4.9	U		<2.1	U		16			<22	U		<4	U		<4	U	
		VMP-7-29.5-020112	2/1/2012	<0.62	U		<0.99	U		<0.43	U		<0.55	U		<4.3	U	UJ	<0.8	U		<0.8	U	
	38 ft	VMP-7-38	11/9/2009	<0.28	U		<0.45	U		<0.19	U		0.55		J	<2	U	UJ	<0.36	U		<0.36	U	
		VMP-7-38-020711	2/7/2011	<3.7	U		<5.9	U		<2.6	U		<3.2	U		<26	U		<4.7	U		<4.7	U	
		VMP-7-38-040711	4/7/2011	<0.94	U		<1.5	U		<0.65	U		<0.83	U		<6.5	U		<1.2	U		<1.2	U	
		VMP-7-38-020112	2/1/2012	<0.89	U		<1.4	U		<0.62	U		<0.79	U		<6.2	U	UJ	<1.1	U		<1.1	U	
VMP-8	5 ft	VMP-8-5	11/10/2009	<0.005	U		<0.007	U		<0.003	U		<0.004	U		<0.034	U		<0.006	U		<0.006	U	
		VMP-8-5-083010	8/30/2010	<0.0057	U		0.0048	J		<0.004	U		0.0011	J		0.015	J		0.00087	J		0.0009	J	
		VMP-8-5-111810	11/17/2010	0.0024	J		0.0026	J		<0.0034	U		0.00096	J		<0.034	U		0.0009	J		<0.0064	U	
		VMP-8-5-021011	2/10/2011	<0.0053	U		<0.0084	U		<0.0036	U		<0.0046	U		<0.037	U		<0.0067	U		<0.0067	U	
		VMP-8-5-040711	4/7/2011	<0.0059	U		<0.0094	J	U	<0.0041	U		0.0016	J		<0.041	J	U	<0.0075	U		<0.0075	U	
		VMP-8-5-072711	7/27/2011	0.0015	J		0.0028	J		<0.0044	U		0.023			<0.044	U		<0.0081	U		<0.0081	U	
		VMP-8-5-110311	11/3/2011	<0.0036	U		<0.0058	U		0.00065	J		0.023			<0.025	U		<0.0047	U		<0.0047	U	
		VMP-8-5-012312	1/23/2012	<0.0045	U		0.0029	J		0.0016	J		0.0047			<0.031	J	U	<0.0058	U		<0.0058	U	
	9.5 ft	VMP-8-9.5	11/10/2009	<0.004	U		<0.007	U		<0.003	U		<0.004	U		<0.033	U		<0.006	U		<0.006	U	
		VMP-8-9.5-083010	8/30/2010	<0.0052	U		0.0045	J		<0.0036	U		0.0033	J		0.01	J		<0.0066	U		0.00075	J	
		VMP-8-9.5-083010-Dup	8/30/2010	0.0011	J		0.0043	J		<0.0036	U		0.0007	J		<0.037	U		0.00072	J		0.00084	J	
		VMP-8-9.5-111810	11/17/2010	0.0018	J		0.0098			<0.0036	U		0.001	J		<0.036	U		0.0015	J		<0.0066	U	
		VMP-8-9.5-021011	2/10/2011	<0.0054	U		0.0042	J		<0.0037	U		0.0011	J		<0.037	U		<0.0069	U		<0.0069	U	
		VMP-8-9.5-040711	4/7/2011	<0.0059	U		0.0046	J		<0.0041	U		0.0012	J		<0.041	U		<0.0075	U		<0.0075	U	
		VMP-8-9.5-072711	7/27/2011	0.0022	J		0.0025	J		<0.0031	U		0.02			<0.032	U		<0.0058	U		<0.0058	U	
		VMP-8-9.5-110311	11/3/2011	<0.0036	U		<0.0057	U		0.00073	J		0.023			<0.025	U		<0.0046	U		<0.0046	U	
		VMP-8-9.5-012312	1/23/2012	<0.0043	U		0.0037	J		0.0014	J		0.0046			<0.03	U		<0.0055	U		<0.0055	U	
	23.5 ft	VMP-8-23.5	11/10/2009	<0.005	U		<0.008	U		<0.003	U		<0.004	U		<0.035	U		<0.006	U		<0.006	U	
		VMP-8-23.5-083010	8/30/2010	<0.0056	U		0.0038	J		<0.0039	U		0.00063	J		<0.039	U		0.00084	J		0.001	J	
		VMP-8-23.5-111910	11/19/2010	0.0024	J		0.0041	J		<0.0037	U		0.0013	J		<0.037	U		<0.0069	U		<0.0069	U	
		VMP-8-23.5-021011	2/10/2011	<0.0057	U		0.0041	J		<0.004	U		<0.0051	U		<0.04	U		<0.0073	U		<0.0073	U	
		VMP-8-23.5-040711	4/7/2011	<0.0054	U		0.0045	J		<0.0037	U		0.0015	J		0.002	J		<0.0069	U		<0.0069	U	
		VMP-8-23.5-040711-Dup	4/7/2011	<0.0085	U		0.0052	J		<0.0059	U		0.0014	J		0.0048	J		<0.011	U		0.0025	J	
		VMP-8-23.5-081011	8/10/2011	0.0012	J		0.0022	J		<0.0039	U		0.015			<0.039	J	U	<0.0072	U		<0.0072	U	
		VMP-8-23.5-110611	11/6/2011	<0.0041	U		<0.0065	J	U	<0.0028	U		0.012			<0.028	U		<0.0052	U		<0.0052	U	
		VMP-8-23.5-012312	1/23/2012	<0.0045	U		0.0033	J		<0.0031	U		0.0046			<0.031	U		<0.0058	U		<0.0058	U	

TABLE 3 CUMULATIVE SUMMARY OF SOIL VAPOR ANALYTICAL DETECTIONS AND SCREENING RESULTS: VILLAGE - VOCS

				Trichloroethene			Trichlorofluoromethane			1,2,4-Trimethylbenzene			1,3,5-Trimethylbenzene			2,2,4-Trimethylpentane			m,p-Xylene			o-Xylene		
Screening Values (mg/m³)				1.5			860												130			120		
Location	Depth	Sample ID	Sample Date	Result (mg/m³)	Lab Qualifier	URS Qualifier	Result (mg/m³)	Lab Qualifier	URS Qualifier	Result (mg/m³)	Lab Qualifier	URS Qualifier	Result (mg/m³)	Lab Qualifier	URS Qualifier	Result (mg/m³)	Lab Qualifier	URS Qualifier	Result (mg/m³)	Lab Qualifier	URS Qualifier	Result (mg/m³)	Lab Qualifier	URS Qualifier
VMP-7	5 ft	VMP-7-5	11/9/2009	<0.006	U		<0.006	U		<0.005	U		<0.005	U		0.21			0.0079			<0.005	U	
		VMP-7-5-082610	8/26/2010	<0.0071	U		0.0016	J		<0.0065	U		<0.0065	U		0.034			0.00071	J		<0.0057	U	
		VMP-7-5-111910	11/19/2010	0.0036	J		<0.0067	U		<0.0058	U		<0.0058	U		0.14			<0.0052	U		<0.0052	U	
		VMP-7-5-020711	2/7/2011	0.0039	J		0.0018	J		<0.0063	U		<0.0063	U		0.084			0.00082	J		<0.0056	U	
		VMP-7-5-040711	4/7/2011	0.0032	J		<0.01	U		<0.0089	U		<0.0089	U		0.01			<0.0079	U		<0.0079	U	
		VMP-7-5-080211	8/2/2011	<0.97	U		<1	U		<0.89	U		<0.89	U		710			<0.78	U		<0.78	U	
		VMP-7-5-111011	11/10/2011	<0.0046	U		<0.0048	U		<0.0042	J	U	<0.0042	U		<0.004	U		<0.0037	J	U	<0.0037	U	
		VMP-7-5-111011-Dup	11/10/2011	<0.0043	U		<0.0045	U		0.0008	J		<0.004	U		<0.0038	U		0.0011	J		<0.0035	U	
		VMP-7-5-013112	1/31/2012	<0.0047	U		<0.0049	U		<0.0043	U		<0.0043	J	U	0.00086	J		0.0032	J		0.001	J	
	13.5 ft	VMP-7-13.5	11/9/2009	<0.048	U		<0.05	U		<0.044	U		<0.044	U		22	E	J	<0.039	U		<0.039	U	
		VMP-7-13.5-082610	8/26/2010	<0.16	U		<0.16	U		<0.14	U		<0.14	U		240	E	J	<0.12	U		<0.12	U	
		VMP-7-13.5-111910	11/19/2010	1.9		J	<1.1	U		<0.99	U		<0.99	U		450			<0.87	U		<0.87	U	
		VMP-7-13.5-020711	2/7/2011	0.0023	J		<0.0069	U		<0.0061	U		<0.0061	U		0.034			<0.0054	U		<0.0054	U	
		VMP-7-13.5-040711	4/7/2011	0.0038	J		<0.012	U		<0.011	U		<0.011	U		0.017			<0.0094	U		<0.0094	U	
		VMP-7-13.5-080311	8/3/2011	<1.3	U		<1.4	U		<1.2	U		<1.2	U		610			<1	U		<1	U	
		VMP-7-13.5-111011	11/10/2011	<0.0042	U		<0.0044	U		0.0052			0.0011	J		2.9			0.0058			0.00072	J	
		VMP-7-13.5-013112	1/31/2012	<0.06	U		<0.063	U		<0.22	U		<0.055	U		33		J	<0.049	U		<0.049	U	
		VMP-7-13.5-013112-Dup	1/31/2012	<0.062	U		<0.064	U		<0.22	U		<0.056	U		32		J	<0.05	U		<0.05	U	
	29.5 ft	VMP-7-29.5	11/9/2009	<1	U		<1.1	U		<0.94	U		<0.94	U		1200	E	J	2.2		J	<0.83	U	
		VMP-7-29.5-083110	8/31/2010	<2.2	U		<2.3	U		<2	U		<2	U		1300		J	1.6	J	J	<1.8	U	
		VMP-7-29.5-111910	11/19/2010	<3.3	U		<3.5	U		<3	U		<3	U		1100		J	0.91	J	J	<2.7	U	
		VMP-7-29.5-020711	2/7/2011	<3.5	U		<3.6	U		<3.2	U		<3.2	U		1100			1.8	J		<2.8	U	
		VMP-7-29.5-040711	4/7/2011	<0.84	U		<0.88	U		<0.77	U		<0.77	U		550		J	0.77		J	<0.68	U	
		VMP-7-29.5-080311	8/3/2011	<2	U		<2.1	U		<1.8	U		<1.8	U		950			0.36	J		<1.6	U	
		VMP-7-29.5-111111	11/11/2011	<3.9	U		<4.1	U		4.1			1.4	J		720			12			2.7	J	
		VMP-7-29.5-020112	2/1/2012	<0.78	U		<0.82	U		<2.9	U	UJ	<0.72	U		560		J	<0.63	U		<0.63	U	
	38 ft	VMP-7-38	11/9/2009	<0.35	U		<0.37	U		<0.32	U		<0.32	U		410	E	J	1		J	<0.29	U	
		VMP-7-38-020711	2/7/2011	<4.6	U		<4.9	U		<4.2	U		<4.2	U		920			1.1	J		<3.8	U	
		VMP-7-38-040711	4/7/2011	<1.2	U		<1.2	U		<1.1	U		<1.1	U		720		J	0.42	J	J	<0.96	U	
		VMP-7-38-020112	2/1/2012	<1.1	U		<1.2	U		<4.1	U	UJ	<1	U		630		J	<0.91	U		<0.91	U	
VMP-8	5 ft	VMP-8-5	11/10/2009	<0.006	U		<0.006	U		<0.005	U		<0.005	U		0.031			<0.005	U		<0.005	U	
		VMP-8-5-083010	8/30/2010	0.0027	J		0.0013	J		0.0015	J		<0.0066	U		0.011			0.0014	J		<0.0058	U	
		VMP-8-5-111810	11/17/2010	<0.0063	J	U	0.0013	J		<0.0057	J	U	<0.0057	U		0.00032	J		<0.005	J	U	<0.005	U	
		VMP-8-5-021011	2/10/2011	<0.0066	U		<0.0069	U		<0.0061	U		<0.0061	U		0.027			<0.0054	U		<0.0054	U	
		VMP-8-5-040711	4/7/2011	0.003	J		0.0011	J		<0.0068	U		<0.0068	U		0.003	J		0.0018	J		<0.006	U	
		VMP-8-5-072711	7/27/2011	<0.008	U		<0.0083	U		0.004	J		0.0013	J		0.011			0.0064			0.002	J	
		VMP-8-5-110311	11/3/2011	<0.0046	U		0.0012	J		0.00078	J		<0.0042	U		0.0024	J		0.0076			0.0015	J	
		VMP-8-5-012312	1/23/2012	<0.0057	U		0.0014	J		<0.0052	U		<0.0052	U		0.006			0.0013	J		<0.0046	U	
	9.5 ft	VMP-8-9.5	11/10/2009	<0.006	U		<0.006	U		<0.005	U		<0.005	U		<0.005	U		<0.004	U		<0.004	U	
		VMP-8-9.5-083010	8/30/2010	0.0027	J		0.0014	J		0.00098	J		<0.0059	U		0.0024	J		0.0013	J		<0.0052	U	
		VMP-8-9.5-083010-Dup	8/30/2010	0.0019	J		0.0017	J		0.00079	J		<0.0061	U		0.0016	J		<0.0054	U		<0.0054	U	
		VMP-8-9.5-111810	11/17/2010	<0.0065	J	U	0.0011	J		<0.0059	U		<0.0059	U		0.0034	J		<0.0052	U		<0.0052	U	
		VMP-8-9.5-021011	2/10/2011	<0.0068	U		0.0013	J		<0.0062	U		<0.0062	U		0.0077			<0.0055	U		<0.0055	U	
		VMP-8-9.5-040711	4/7/2011	0.0036	J		<0.0078	U		<0.0068	U		<0.0068	U		0.0028	J		0.00063	J		<0.006	U	
		VMP-8-9.5-072711	7/27/2011	<0.0057	U		0.0014	J		0.0035	J		0.0011	J		0.0083			0.0079			0.0024	J	
		VMP-8-9.5-110311	11/3/2011	<0.0045	U		0.0012	J		0.0025	J		0.00057	J		0.0022	J		0.012			0.0027	J	
		VMP-8-9.5-012312	1/23/2012	0.027			0.0012	J		<0.005	U		<0.005	U		0.0069			0.0032	J		0.001	J	
	23.5 ft	VMP-8-23.5	11/10/2009	<0.006	U		<0.006	U		<0.005	U		<0.005	U		<0.005	U		<0.005	U		<0.005	U	
		VMP-8-23.5-083010	8/30/2010	0.002	J		0.0017	J		<0.0065	U		<0.0065	U		0.0073			<0.0057	U		<0.0057	U	
		VMP-8-23.5-111910	11/19/2010	0.0064	J		<0.0071	U		<0.0062	U		<0.0062	U		0.0061			0.001	J		<0.0055	U	
		VMP-8-23.5-021011	2/10/2011	<0.0072	U		0.0013	J		<0.0066	U		<0.0066	U		0.018			<0.0058	U		<0.0058	U	
		VMP-8-23.5-040711	4/7/2011	0.003	J		0.00098	J		<0.0062	U		<0.0062	U		0.0023	J		0.0012	J		<0.0055	U	
		VMP-8-23.5-040711-Dup	4/7/2011	0.006	J		<0.011	U		<0.0098	U		<0.0098	U		0.0018	J		0.001	J		<0.0087	U	
		VMP-8-23.5-081011	8/10/2011	<0.0071	U		0.0014	J		0.0024	J		<0.0065	J	U	0.031			0.0055	J		0.0016	J	
		VMP-8-23.5-110611	11/6/2011	<0.0051	U		0.0012	J		<0.0047	U		<0.0047	U		0.001	J		0.0026	J		0.00092	J	
		VMP-8-23.5-012312	1/23/2012	<0.0057	U		0.0014	J		<0.0052	U		<0.0052	U		0.0037	J		0.0033	J		0.00092	J	

See last page of table for notes.

TABLE 3 CUMULATIVE SUMMARY OF SOIL VAPOR ANALYTICAL DETECTIONS AND SCREENING RESULTS: VILLAGE - VOCS

				Acetone			Benzene			Bromodichloromethane			Bromoform			Bromomethane			1,3-Butadiene			Butane			2-Butanone		
Screening Values (mg/m³)				750,000			0.37			450,000			11			6.9									6,400		
Location	Depth	Sample ID	Sample Date	Result (mg/m³)	Lab Qualifier	URS Qualifier	Result (mg/m³)	Lab Qualifier	URS Qualifier	Result (mg/m³)	Lab Qualifier	URS Qualifier	Result (mg/m³)	Lab Qualifier	URS Qualifier	Result (mg/m³)	Lab Qualifier	URS Qualifier	Result (mg/m³)	Lab Qualifier	URS Qualifier	Result (mg/m³)	Lab Qualifier	URS Qualifier	Result (mg/m³)	Lab Qualifier	URS Qualifier
VMP-9	5 ft	VMP-9-5	11/11/2009	0.012			<0.003	U		<0.007	U		<0.012	U		<0.004	U		<0.002	U					0.0035		
		VMP-9-5-082610	8/26/2010	0.029			0.0088			<0.0076	U		<0.012	U		<0.0044	U		<0.0025	U					0.0053		
		VMP-9-5-111910	11/19/2010	0.014			<0.0038	U		<0.008	U		<0.012	U		<0.0046	U		<0.0026	U					<0.0035	U	
		VMP-9-5-020811	2/8/2011	0.013			<0.0035	U		<0.0074	U		<0.011	U		<0.0043	U		<0.0024	U					0.0015	J	
		VMP-9-5-040611	4/6/2011	0.026	J		0.11			<0.02	U		<0.031	U		<0.012	U		<0.0067	U		<0.029	U		0.0029	J	
		VMP-9-5-080211	8/2/2011	<0.56	U		<0.19	U		<0.4	U		<0.61	U		<0.23	U		<0.13	U		0.23	J		<0.7	U	
		VMP-9-5-110411	11/4/2011	0.014			0.0021	J		<0.0059	U		<0.009	U		<0.0034	U		<0.0019	U		0.0059	J		0.0048	J	
		VMP-9-5-012612	1/26/2012	0.012			0.011			<0.005	U		<0.0077	U		<0.0029	U		<0.0016	U		0.11			0.0086	J	
	11.5 ft	VMP-9-11.5	11/11/2009	0.017			<0.004	U		<0.009	U		<0.014	U		<0.005	U		<0.003	U					0.0045		
		VMP-9-11.5-082610	8/26/2010	<0.24	U		0.16			<0.17	U		<0.26	U		<0.1	U		<0.057	U					<0.076	U	
		VMP-9-11.5-111910	11/19/2010	<0.71	U		0.11	J		<0.5	U		<0.77	U		<0.29	U		<0.16	U					<0.22	U	
		VMP-9-11.5-020911	2/9/2011	0.0074	J		<0.0043	U		<0.009	U		<0.014	U		<0.0052	U		<0.003	U					<0.004	U	
		VMP-9-11.5-020911-Dup	2/9/2011	0.0088	J		<0.0033	U		<0.007	U		<0.011	U		<0.004	U		<0.0023	U					<0.0031	U	
		VMP-9-11.5-040611	4/6/2011	0.026	J		0.025			<0.026	U		<0.041	U		<0.015	U		<0.0087	U		0.009	J		0.0044	J	
		VMP-9-11.5-080211	8/2/2011	<0.84	U		0.48			<0.59	U		<0.91	U		<0.34	U		<0.19	U		4.8			<1	U	
		VMP-9-11.5-110411	11/4/2011	0.017			0.013			<0.0059	U		<0.009	U		<0.0034	U		<0.0019	U		0.061			0.0087	J	
		VMP-9-11.5-012612	1/26/2012	0.024			0.0024	J		<0.0052	U		<0.008	U		<0.003	U		<0.0017	U		0.026			0.015		
	25.5 ft	VMP-9-25.5	11/10/2009	<2.6	U		12		J	<1.8	U		<2.8	U		<1.1	U		<0.61	U					<0.81	U	
		VMP-9-25.5-D	11/10/2009	<2.3	U		4.9		J	<1.6	U		<2.6	U		<0.96	U		<0.55	U					<0.73	U	
		VMP-9-25.5-082610	8/26/2010	<1.9	U		3.2			<1.4	U		<2.1	U		<0.78	U		<0.44	U					<0.59	U	
		VMP-9-25.5-082610-Dup	8/26/2010	<2	U		3.3			<1.4	U		<2.2	U		<0.84	U		<0.48	U					<0.64	U	
		VMP-9-25.5-111910	11/19/2010	<2.2	U		1.9			<1.5	U		<2.4	U		<0.89	U		<0.51	U					<0.68	U	
		VMP-9-25.5-020911	2/9/2011	<1.2	U		0.079	J		<0.84	U		<1.3	U		<0.49	U		<0.28	U					<0.37	U	
		VMP-9-25.5-040811	4/8/2011	0.69			0.82			<0.43	U		<0.66	U		<0.25	U		<0.14	U		2.4			<0.75	U	
		VMP-9-25.5-080211	8/2/2011	<1.3	U		0.68		J	<0.94	U		<1.4	U		<0.55	U		<0.31	U		35		J	<1.7	U	
		VMP-9-25.5-110711	11/7/2011	1.4			0.19	J		<0.83	U		0.18	J		<0.48	U		<0.28	U		4.4			1	J	
		VMP-9-25.5-110711-Dup	11/7/2011	1.6			0.19	J		<0.72	U		0.13	J		<0.42	U		<0.24	U		6.1			1.3		
		VMP-9-25.5-012612	1/26/2012	<0.3	U		0.24		J	<0.22	U		<1.3	U		<0.12	U		<0.071	U		10		J	<0.38	U	
	38.5 ft	VMP-9-38.5	11/10/2009	<5.2	U		1300		J	<3.7	U		<5.7	U		<2.1	U		<1.2	U					<1.6	U	
		VMP-9-38.5-020911	2/9/2011	<2	U		0.89			<1.4	U		<2.2	U		<0.81	U		<0.46	U					<0.62	U	
		VMP-9-38.5-040811	4/8/2011	2.4	J		4			<1.9	U		<2.9	U		<1.1	U		<0.62	U		39			<3.3	U	
		VMP-9-38.5-012612	1/26/2012	<0.4	U		1.1		J	<0.28	U		<1.7	U		<0.16	U		<0.093	U		12		J	<0.5	U	
VMP-18	8.5 ft	VMP-18-8.5	6/18/2010	0.042			0.0048			<0.009	U		<0.015	U		<0.005	U		<0.003	U					0.0044		
		VMP-18-8.5-090710	9/7/2010	0.013			0.093			0.0027	J		<0.013	U		<0.005	J	U	<0.0028	U					0.0032	J	
		VMP-18-8.5-111910	11/19/2010	0.0077	J		<0.0034	U		<0.0072	U		<0.011	U		<0.0042	U		<0.0024	U					0.0013	J	
		VMP-18-8.5-020711	2/7/2011	0.18		J	0.0024	J		<0.008	U		<0.012	U		<0.0046	U		<0.0026	U					0.0049		
		VMP-18-8.5-020711-Dup	2/7/2011	0.012		J	0.0013	J		<0.0077	U		<0.012	U		<0.0044	U		<0.0025	U					0.0016	J	
		VMP-18-8.5-040711	4/7/2011	0.015			0.084			<0.0086	U		<0.013	U		<0.005	U		<0.0028	U		0.0069	J		0.0023	J	
		VMP-18-8.5-072811	7/28/2011	0.075			0.096			<0.0092	U		<0.014	U		<0.0054	U		<0.003	U		<0.013	U		0.025		
		VMP-18-8.5-110711	11/7/2011	0.015			0.00097	J		<0.006	U		<0.0092	U		<0.0035	U		<0.002	U		<0.0085	U		0.0065	J	
		VMP-18-8.5-012312	1/23/2012	0.0081	J		0.0012	J		<0.0065	U		<0.01	U		<0.0038	U		<0.0021	U		<0.0092	U		0.007	J	
VMP-19	5 ft	VMP-19-5	6/18/2010	0.042			0.02			<0.009	U		<0.014	U		<0.005	U		<0.003	U					0.0054		
		VMP-19-5-090110	9/1/2010	0.044			0.019			<0.0086	U		<0.013	U		<0.005	U		<0.0028	U					0.013		
		VMP-19-5-111510	11/15/2010	0.02			0.0092			<0.0092	U		<0.014	U		<0.0054	J	U	<0.003	U					0.0013	J	
		VMP-19-5-020411	2/4/2011	0.0091	J		0.015			<0.0081	U		<0.012	U		<0.0047	U		<0.0027	U					<0.0036	U	
		VMP-19-5-040711	4/7/2011	0.01	J		0.76			<0.009	U		<0.014	U		<0.0052	U		<0.003	U		0.0052	J		0.0017	J	
		VMP-19-5-080911	8/9/2011	0.07		J	0.48			<0.0099	U		<0.015	J	U	<0.0057	U		<0.0033	U		0.068		J	0.017	J	
		VMP-19-5-080911-Dup	8/9/2011	0.054		J	0.41			<0.0094	U		<0.014	U		<0.0055	U		<0.0031	U		0.043		J	0.018		
		VMP-19-5-110811	11/8/2011	0.018			0.0066			<0.0066	U		<0.01	U		<0.0038	U		<0.0022	U		0.015			0.0036	J	
		VMP-19-5-012612	1/26/2012	0.0089			0.001	J		<0.0057	U		<0.0088	U		<0.0033	U		<0.0019	U		0.0061	J		0.0012	J	
VMP-20	5 ft	VMP-20-5-031411	3/14/2011	0.032			0.27			<0.0081	U		<0.012	U		<0.0047	U		<0.0027	U					0.0026	J	
		VMP-20-5-041511	4/15/2011	0.019	J		0.037	J		<0.089	U		<0.14	U		<0.052	U		<0.029	U		17			<0.16	U	
		VMP-20-5-072511	7/25/2011	0.036			0.038			<0.0094	U		<0.014	U		<0.0055	U		<0.0031	U		<0.013	U		0.016		
		VMP-20-5-110111	11/1/2011	0.017			0.015			<0.0054	U		<0.0083	U		<0.0031	U		<0.0018	U		0.004	J		0.0037	J	
		VMP-20-5-012312	1/23/2012	0.012	J		0.19			<0.026	U		<0.04	U		<0.015	U		<0.0086	U		0.14			0.0054	J	
	10 ft	VMP-20-10-031411	3/14/2011	0.021			0.21			0.0023	J		<0.012	U		<0.0047	U		<0.0027	U					0.0035	J	
		VMP-20-10-041511	4/15/2011	0.015	J		0.046			<0.081	U		<0.12	U		<0.047	U		<0.027	U		1.1			<0.14	U	
		VMP-20-10-072511	7/25/2011	0.022			0.015			0.0015	J		<0.013	U		<0.005	U		<0.0028	U		<0.012	U		0.018		
		VMP-20-10-110111	11/1/2011	0.023			0.0018	J		<0.0057	U		<0.0088	U		<0.0033	U		<0.0019	U		<0.0081	U		0.0019	J	
		VMP-20-10-012312	1/23/2012	0.0099			0.045			<0.006	U		<0.0092	U		<0.0035	U		<0.002	U		<0.0085	U		0.0029	J	
	25 ft	VMP-20-25-031411	3/14/2011	0.01	J		0.35			<0.008	U		<0.012	U		<0.0046	U		<0.0026	U					0.0011	J	
		VMP-20-25-041511	4/15/2011	<0.13	U		<0.044	U		<0.092	U		<0.14	U		<0.054	U		<0.03	U		0.58			<0.16	U	
		VMP-20-25-072611	7/26/2011	<0.87	U		0.18	J		<0.62	U		<0.95	U		<0.36	U		<0.2	U		<0.87	U		<1.1	U	
		VMP-20-25-110511	11/5/2011	0.042			0.004			<0.0056	U		<0.0087	J	U	<0.0033	U		<0.0018	U		<0.008	U		0.0085	J	
		VMP-20-25-012312	1/23/2012	0.0091			0.0042			<0.0063	U		<0.0097	U		<0.0036	U		<0.0021	U		<0.0089	U		0.0042	J	

See last page of table for notes.

TABLE 3 CUMULATIVE SUMMARY OF SOIL VAPOR ANALYTICAL DETECTIONS AND SCREENING RESULTS: VILLAGE - VOCS

				Carbon disulfide			Carbon tetrachloride			Chlorobenzene			Chlorodibromomethane			Chloroethane			Chloroform			Chloromethane			alpha-Chlorotoluene		
Screening Values (mg/m³)				780			0.21			69			47,000						0.11								
Location	Depth	Sample ID	Sample Date	Result (mg/m³)	Lab Qualifier	URS Qualifier	Result (mg/m³)	Lab Qualifier	URS Qualifier	Result (mg/m³)	Lab Qualifier	URS Qualifier	Result (mg/m³)	Lab Qualifier	URS Qualifier	Result (mg/m³)	Lab Qualifier	URS Qualifier	Result (mg/m³)	Lab Qualifier	URS Qualifier	Result (mg/m³)	Lab Qualifier	URS Qualifier	Result (mg/m³)	Lab Qualifier	URS Qualifier
VMP-9	5 ft	VMP-9-5	11/11/2009	<0.003	U		<0.007	U		<0.005	U		<0.009	U		<0.003	U		<0.005	U		<0.009	U		<0.005	U	
		VMP-9-5-082610	8/26/2010	0.0019	J		<0.0072	U		<0.0052	U		<0.0097	U		<0.003	U		<0.0056	U		<0.0094	U		<0.0059	U	
		VMP-9-5-111910	11/19/2010	<0.0037	U		<0.0075	U		<0.0055	U		<0.01	U		<0.0031	U		<0.0058	U		<0.0098	U		<0.0062	U	
		VMP-9-5-020811	2/8/2011	<0.0034	U		<0.0069	U		<0.0051	U		<0.0094	U		<0.0029	U		<0.0054	U		<0.0091	U		<0.0057	U	
		VMP-9-5-040611	4/6/2011	<0.038	J	U	<0.019	U		<0.014	U		<0.026	U		<0.032	U		<0.015	U		<0.025	U		<0.016	U	
		VMP-9-5-080211	8/2/2011	<0.73	U		<0.37	U		<0.27	U		<0.5	U		<0.62	U		<0.29	U		<0.49	U		<0.3	U	
		VMP-9-5-110411	11/4/2011	<0.011	J	U	<0.0055	U		<0.004	U		<0.0074	U		<0.0092	U		<0.0043	U		0.0016	J		<0.0045	J	U
		VMP-9-5-012612	1/26/2012	0.001	J		<0.0047	U		<0.0034	J	U	<0.0063	U		<0.0079	U		<0.0036	U		<0.0062	U		<0.0038	U	
	11.5 ft	VMP-9-11.5	11/11/2009	<0.004	U		<0.008	U		<0.006	U		<0.012	U		<0.003	U		<0.006	U		<0.011	U		<0.007	U	
		VMP-9-11.5-082610	8/26/2010	<0.08	U		<0.16	U		<0.12	U		<0.22	U		<0.068	U		<0.12	U		<0.21	U		<0.13	U	
		VMP-9-11.5-111910	11/19/2010	<0.23	U		<0.47	U		<0.34	U		<0.63	U		<0.2	U		<0.36	U		<0.62	U		<0.38	U	
		VMP-9-11.5-020911	2/9/2011	<0.0042	U		<0.0085	U		<0.0062	U		<0.011	U		<0.0035	U		<0.0066	U		<0.011	U		<0.007	U	
		VMP-9-11.5-020911-Dup	2/9/2011	<0.0032	U		<0.0066	U		<0.0048	U		<0.0089	U		<0.0028	U		<0.0051	U		<0.0086	U		<0.0054	U	
		VMP-9-11.5-040611	4/6/2011	<0.049	J	U	<0.025	U		<0.018	U		<0.034	U		<0.042	U		<0.019	U		<0.032	U		<0.02	U	
		VMP-9-11.5-080211	8/2/2011	<0.27	U		<0.55	U		<0.4	U		<0.75	U		<0.93	U		<0.43	U		<0.73	U		<0.46	U	
		VMP-9-11.5-110411	11/4/2011	<0.011	J	U	<0.0055	U		<0.004	U		<0.0074	U		<0.0092	U		<0.0043	U		<0.0072	U		<0.0045	U	
		VMP-9-11.5-012612	1/26/2012	<0.0096	J	U	<0.0049	U		0.0019	J		<0.0066	U		<0.0082	U		<0.0038	U		<0.0064	U		<0.004	U	
	25.5 ft	VMP-9-25.5	11/10/2009	<0.86	U		<1.7	U		<1.3	U		<2.3	U		<0.72	U		<1.3	U		<2.3	U		<1.4	U	
		VMP-9-25.5-D	11/10/2009	<0.77	U		<1.6	U		<1.1	U		<2.1	U		<0.65	U		<1.2	U		<2	U		<1.3	U	
		VMP-9-25.5-082610	8/26/2010	<0.63	U		<1.3	U		<0.93	U		<1.7	U		<0.53	U		<0.98	U		<1.7	U		<1	U	
		VMP-9-25.5-082610-Dup	8/26/2010	<0.67	U		<1.4	U		<0.99	U		<1.8	U		<0.57	U		<1	U		<1.8	U		<1.1	U	
		VMP-9-25.5-111910	11/19/2010	<0.72	U		<1.4	U		<1	U		<2	U		<0.61	U		<1.1	U		<1.9	U		<1.2	U	
		VMP-9-25.5-020911	2/9/2011	<0.39	U		<0.79	U		<0.58	U		<1.1	U		<0.33	U		<0.62	U		<1	U		<0.65	U	
		VMP-9-25.5-040811	4/8/2011	0.42	J		<0.4	U		<0.29	U		<0.54	U		0.26	J		<0.31	U		<0.53	U		<0.33	U	
		VMP-9-25.5-080211	8/2/2011	<0.44	U		<0.89	U		<0.65	U		<1.2	U		<1.5	U		<0.69	U		<1.2	U		<0.73	U	
		VMP-9-25.5-110711	11/7/2011	1.1	J		<0.78	U		0.35	J		<1.1	U		<1.3	U		<0.61	U		<1	U		<0.64	U	
		VMP-9-25.5-110711-Dup	11/7/2011	1.3	J		<0.68	U		0.31	J		<0.92	U		<1.1	U		<0.52	U		<0.89	U		<0.56	U	
		VMP-9-25.5-012612	1/26/2012	<0.1	U		<0.2	U		<0.15	U		<0.27	U		<0.34	U		<0.16	U		<0.26	U		<0.67	U	
	38.5 ft	VMP-9-38.5	11/10/2009	<1.7	U		<3.5	U		<2.5	U		<4.7	U		<1.4	U		<2.7	U		<4.5	U		<2.8	U	
		VMP-9-38.5-020911	2/9/2011	<0.65	U		<1.3	U		<0.96	U		<1.8	U		<0.55	U		<1	U		<1.7	U		<1.1	U	
		VMP-9-38.5-040811	4/8/2011	1.8	J		<1.7	U		<1.3	U		<2.4	U		0.73	J		<1.4	U		<2.3	U		<1.4	U	
		VMP-9-38.5-012612	1/26/2012	<0.13	U		<0.26	U		<0.19	U		<0.36	U		<0.44	U		<0.2	U		<0.35	U		<0.87	U	
VMP-18	8.5 ft	VMP-18-8.5	6/18/2010	<0.004	J	U	<0.009	U		<0.006	U		<0.012	U		<0.003	U		<0.007	U		<0.012	U		<0.007	U	
		VMP-18-8.5-090710	9/7/2010	0.0069			0.0012	J		<0.0059	U		<0.011	U		<0.0034	U		0.00097	J		<0.011	U		<0.0067	J	U
		VMP-18-8.5-111910	11/19/2010	<0.0034	U		<0.0068	U		<0.005	U		<0.0092	U		<0.0028	U		<0.0053	U		<0.0089	U		<0.0056	U	
		VMP-18-8.5-020711	2/7/2011	<0.0037	J	U	<0.0075	U		<0.0055	U		<0.01	U		<0.0031	U		<0.0058	U		<0.0098	U		<0.0062	U	
		VMP-18-8.5-020711-Dup	2/7/2011	<0.0036	U		<0.0072	U		<0.0053	U		<0.0098	U		<0.003	U		<0.0056	U		<0.0094	U		<0.0059	U	
		VMP-18-8.5-040711	4/7/2011	<0.016	J	U	<0.0081	U		<0.0059	J	U	0.0023	J		<0.014	U		<0.0063	U		<0.011	U		<0.0066	J	U
		VMP-18-8.5-072811	7/28/2011	<0.017	U		<0.0087	U		<0.0064	U		<0.012	U		<0.014	U		<0.0067	U		<0.011	U		<0.0071	U	
		VMP-18-8.5-110711	11/7/2011	<0.011	U		<0.0056	U		<0.0041	U		<0.0076	U		<0.0094	U		<0.0044	U		<0.0074	U		<0.0046	U	
		VMP-18-8.5-012312	1/23/2012	<0.012	J	U	<0.0061	U		<0.0045	J	U	<0.0083	U		<0.01	U		<0.0047	U		<0.008	U		<0.005	U	
VMP-19	5 ft	VMP-19-5	6/18/2010	<0.004	J	U	<0.008	U		<0.006	U		<0.012	U		<0.003	U		0.00085	J		<0.011	U		<0.007	U	
		VMP-19-5-090110	9/1/2010	<0.004	J	U	<0.0081	U		<0.0059	J	U	<0.011	U		<0.0034	U		0.00094	J		<0.011	U		<0.0067	U	
		VMP-19-5-111510	11/15/2010	0.0013	J		<0.0087	U		<0.0064	U		<0.012	U		<0.0036	U		<0.0067	U		<0.011	U		<0.0071	U	
		VMP-19-5-020411	2/4/2011	<0.0038	J	U	<0.0076	U		<0.0056	U		<0.01	U		<0.0032	U		<0.0059	U		<0.01	U		<0.0063	J	U
		VMP-19-5-040711	4/7/2011	0.0013	J		<0.0085	U		0.00072	J		<0.012	U		<0.014	U		<0.0066	U		<0.011	U		<0.007	U	
		VMP-19-5-080911	8/9/2011	<0.018	J	U	<0.0093	U		<0.0068	J	U	<0.013	U		<0.016	U		<0.0072	U		<0.012	U		<0.0077	J	U
		VMP-19-5-080911-Dup	8/9/2011	<0.018	J	U	<0.0089	U		<0.0065	J	U	<0.012	U		<0.015	U		<0.0069	U		<0.012	U		<0.0073	J	U
		VMP-19-5-110811	11/8/2011	<0.012	U		<0.0062	U		<0.0045	U		<0.0083	U		<0.01	U		<0.0048	U		<0.0081	U		<0.0051	U	
		VMP-19-5-012612	1/26/2012	<0.011	U		<0.0054	U		<0.0039	U		<0.0073	U		<0.009	U		<0.0042	U		<0.0071	U		<0.0044	U	
VMP-20	5 ft	VMP-20-5-031411	3/14/2011	0.1			<0.0076	U		0.038			<0.01	U		<0.013	U		0.031			<0.01	U		<0.0063	U	
		VMP-20-5-041511	4/15/2011	0.024	J		<0.084	U		<0.061	U		<0.11	U		<0.14	U		<0.065	U		<0.11	U		<0.069	U	
		VMP-20-5-072511	7/25/2011	0.011	J		<0.0089	U		<0.0065	U		<0.012	U		<0.015	U		0.0012	J		0.0036	J		<0.0073	U	UJ
		VMP-20-5-110111	11/1/2011	<0.01	J	U	<0.0051	U		<0.0037	U		<0.0068	U		<0.0085	U		<0.0039	U		0.014			<0.0042	U	
		VMP-20-5-012312	1/23/2012	0.0058	J		<0.024	U		<0.018	J	U	<0.033	U		<0.041	U		<0.019	U		<0.032	U		<0.02	U	
	10 ft	VMP-20-10-031411	3/14/2011	0.0041	J		<0.0076	U		<0.0056	U		<0.01	U		<0.013	U		0.0049	J		<0.01	U		<0.0063	U	
		VMP-20-10-041511	4/15/2011	<0.038	U		<0.076	U		<0.056	U		<0.1	U		<0.13	U		<0.059	U		<0.1	U		<0.063	U	
		VMP-20-10-072511	7/25/2011	<0.016	J	U	<0.0081	U		0.00079	J		<0.011	U		<0.014	U		0.0033	J		<0.011	U		<0.0067	U	UJ
		VMP-20-10-110111	11/1/2011	<0.011	J	U	<0.0054	U		<0.0039	U		<0.0073	U		<0.009	U		<0.0042	U		<0.0071	U		<0.0044	U	
		VMP-20-10-012312	1/23/2012	<0.011	J	U	<0.0056	U		<0.0041	J	U	<0.0076	U		<0.0094	U		<0.0044	U		<0.0074	U		<0.0046	U	
	25 ft	VMP-20-25-031411	3/14/2011	<0.015	J	U	<0.0075	U		<0.0055	U		<0.01	U		<0.013	U		<0.0058	U		<0.0099	U		<0.0062	U	
		VMP-20-25-041511	4/15/2011	<0.043	U		<0.087	U		<0.064	U		<0.12	U		<0.14	U		<0.067	U		<0.11	U		<0.071	U	
		VMP-20-25-072611	7/26/2011	<0.29	U		<0.58	U		<0.42	U		<0.78	U		<0.97	U		<0.45	U		<0.76	U		<0.48	U	UJ
		VMP-20-25-110511	11/5/2011	<0.01	J	U	<0.0053	U		<0.0039	J	U	<0.0072	U		<0.0089	U		<0.0041	U		<0.0069	U		<0.0043	U	
		VMP-20-25-012312	1/23/2012	<0.012	J	U	<0.0059	U		<0.0043	J	U	<0.008	U		<0.0099	U		<0.0046	U		<0.0077	U		<0.0048	U	

TABLE 3 CUMULATIVE SUMMARY OF SOIL VAPOR ANALYTICAL DETECTIONS AND SCREENING RESULTS: VILLAGE - VOCS

				Cyclohexane			1,2-Dibromoethane			1,2-Dichlorobenzene			1,3-Dichlorobenzene			1,4-Dichlorobenzene			1,1-Dichloroethane			1,2-Dichloroethane		
Screening Values (mg/m³)							0.011			290						1,200			690			0.099		
Location	Depth	Sample ID	Sample Date	Result (mg/m³)	Lab Qualifier	URS Qualifier	Result (mg/m³)	Lab Qualifier	URS Qualifier	Result (mg/m³)	Lab Qualifier	URS Qualifier	Result (mg/m³)	Lab Qualifier	URS Qualifier	Result (mg/m³)	Lab Qualifier	URS Qualifier	Result (mg/m³)	Lab Qualifier	URS Qualifier	Result (mg/m³)	Lab Qualifier	URS Qualifier
VMP-9	5 ft	VMP-9-5	11/11/2009	<0.003	U		<0.008	U		<0.006	U		<0.006	U		<0.006	U		<0.004	U		<0.004	U	
		VMP-9-5-082610	8/26/2010	0.011			<0.0088	U		<0.0068	U		<0.0068	U		<0.0068	U		<0.0046	U		<0.0046	U	
		VMP-9-5-111910	11/19/2010	<0.0041	U		<0.0091	U		<0.0072	U		<0.0072	U		<0.0072	U		<0.0048	U		<0.0048	U	
		VMP-9-5-020811	2/8/2011	0.00097	J		<0.0084	U		<0.0066	J	U	<0.0066	U		<0.0066	J	U	<0.0044	U		<0.0044	U	
		VMP-9-5-040611	4/6/2011	<0.01	U		<0.023	U		<0.018	J	U	<0.018	J	U	<0.018	J	U	<0.012	U		<0.012	U	
		VMP-9-5-080211	8/2/2011	0.14	J		<0.45	U		<0.35	U		<0.35	U		<0.35	U		<0.24	U		<0.24	U	
		VMP-9-5-110411	11/4/2011	<0.003	U		<0.0067	J	U	<0.0053	J	U	<0.0053	J	U	<0.0053	J	U	<0.0035	U		<0.0035	U	
		VMP-9-5-012612	1/26/2012	0.01			<0.0057	U		<0.0045	U		<0.0045	J	U	<0.0045	J	U	<0.003	U		<0.003	J	U
	11.5 ft	VMP-9-11.5	11/11/2009	<0.004	U		<0.011	U		<0.008	U		<0.008	U		<0.008	U		<0.005	U		<0.005	U	
		VMP-9-11.5-082610	8/26/2010	1.2			<0.2	U		<0.15	U		<0.15	U		<0.15	U		<0.1	U		<0.1	U	
		VMP-9-11.5-111910	11/19/2010	<0.26	U		<0.57	U		<0.45	U		<0.45	U		<0.45	U		<0.3	U		<0.3	U	
		VMP-9-11.5-020911	2/9/2011	<0.0046	U		<0.01	U		<0.0081	U		<0.0081	U		<0.0081	U		<0.0054	U		<0.0054	U	
		VMP-9-11.5-020911-Dup	2/9/2011	0.0021	J		<0.008	U		<0.0063	U		<0.0063	U		<0.0063	U		<0.0042	U		<0.0042	U	
		VMP-9-11.5-040611	4/6/2011	0.0033	J		<0.03	U		<0.024	J	U	<0.024	U		<0.024	J	U	<0.016	U		<0.016	U	
		VMP-9-11.5-080211	8/2/2011	2.5			<0.68	U		<0.53	U		<0.53	U		<0.53	U		<0.36	U		<0.36	U	
		VMP-9-11.5-110411	11/4/2011	0.0018	J		<0.0067	U		<0.0053	U		<0.0053	U		<0.0053	J	U	<0.0035	U		<0.0035	U	
		VMP-9-11.5-012612	1/26/2012	0.00079	J		<0.006	J	U	<0.0046	J	U	<0.0046	J	U	<0.0046	J	U	<0.0031	U		<0.0031	J	U
	25.5 ft	VMP-9-25.5	11/10/2009	54		J	<2.1	U		<1.6	U		<1.6	U		<1.6	U		<1.1	U		<1.1	U	
		VMP-9-25.5-D	11/10/2009	52		J	<1.9	U		<1.5	U		<1.5	U		<1.5	U		<1	U		<1	U	
		VMP-9-25.5-082610	8/26/2010	31			<1.5	U		<1.2	U		<1.2	U		<1.2	U		<0.82	U		<0.82	U	
		VMP-9-25.5-082610-Dup	8/26/2010	32			<1.6	U		<1.3	U		<1.3	U		<1.3	U		<0.87	U		<0.87	U	
		VMP-9-25.5-111910	11/19/2010	20			<1.8	U		<1.4	U		<1.4	U		<1.4	U		<0.93	U		<0.93	U	
		VMP-9-25.5-020911	2/9/2011	3			<0.97	U		<0.76	U		<0.76	U		<0.76	U		<0.51	U		<0.51	U	
		VMP-9-25.5-040811	4/8/2011	0.88			<0.49	U		<0.38	U		<0.38	U		<0.38	U		<0.26	U		<0.26	U	
		VMP-9-25.5-080211	8/2/2011	32		J	<1.1	U		<0.85	U		<0.85	U		<0.85	U		<0.57	U		<0.57	U	
		VMP-9-25.5-110711	11/7/2011	1.8			<0.96	U		<0.75	U		0.079	J		<0.75	U		<0.5	U		<0.5	U	
		VMP-9-25.5-110711-Dup	11/7/2011	1.7			<0.83	U		<0.65	U		0.069	J		<0.65	U		<0.44	U		<0.44	U	
		VMP-9-25.5-012612	1/26/2012	4.3		J	<0.25	U		<0.19	U		<0.19	U		<0.19	U		<0.13	U		<0.13	U	
	38.5 ft	VMP-9-38.5	11/10/2009	110		J	<4.2	U		<3.3	U		<3.3	U		<3.3	U		<2.2	U		<2.2	U	
		VMP-9-38.5-020911	2/9/2011	18			<1.6	U		<1.2	U		<1.2	U		<1.2	U		<0.85	U		<0.84	U	
		VMP-9-38.5-040811	4/8/2011	23			<2.1	U		<1.7	U		<1.7	U		<1.7	U		<1.1	U		<1.1	U	
		VMP-9-38.5-012612	1/26/2012	9.8		J	<0.32	U		<0.25	U		<0.25	U		<0.25	U		<0.17	U		<0.17	U	
VMP-18	8.5 ft	VMP-18-8.5	6/18/2010	<0.005	U		<0.011	U		<0.008	U		<0.008	U		<0.008	U		<0.005	U		<0.005	U	
		VMP-18-8.5-090710	9/7/2010	0.0063			<0.0099	U		<0.0078	J	U	<0.0078	J	U	<0.0078	J	U	<0.0052	U		0.0011	J	
		VMP-18-8.5-111910	11/19/2010	0.0041			<0.0083	U		<0.0065	U		<0.0065	U		<0.0065	U		<0.0044	U		<0.0044	U	
		VMP-18-8.5-020711	2/7/2011	0.022		J	<0.0091	U		<0.0072	J	U	<0.0072	J	U	<0.0072	J	U	<0.0048	U		<0.0048	U	
		VMP-18-8.5-020711-Dup	2/7/2011	0.0092		J	<0.0088	U		<0.0069	J	U	<0.0069	J	U	<0.0069	J	U	<0.0046	U		<0.0046	U	
		VMP-18-8.5-040711	4/7/2011	0.0062			<0.0099	U		<0.0077	J	U	<0.0077	J	U	<0.0077	J	U	<0.0052	U		<0.0052	U	
		VMP-18-8.5-072811	7/28/2011	<0.0048	U		<0.011	U		<0.0083	U		<0.0083	U		<0.0083	U		<0.0056	U		<0.0056	U	
		VMP-18-8.5-110711	11/7/2011	<0.0031	U		<0.0069	U		<0.0054	U		<0.0054	U		<0.0054	U		<0.0036	U		<0.0036	U	
		VMP-18-8.5-012312	1/23/2012	<0.0033	U		<0.0074	U		<0.0058	U		<0.0058	U		<0.0058	U		<0.0039	U		<0.0039	U	
VMP-19	5 ft	VMP-19-5	6/18/2010	0.0025	J		<0.01	U		<0.008	U		<0.008	U		<0.008	U		<0.005	U		<0.005	U	
		VMP-19-5-090110	9/1/2010	0.049			<0.0099	U		0.0019	J		<0.0078	J	U	<0.0078	J	U	<0.0052	U		<0.0052	U	
		VMP-19-5-111510	11/15/2010	0.0012	J		<0.011	U		<0.0083	U		<0.0083	U		<0.0083	U		<0.0056	U		<0.0056	U	
		VMP-19-5-020411	2/4/2011	0.0065			<0.0093	J	U	<0.0073	J	U	<0.0073	J	U	<0.0073	J	U	<0.0049	U		0.0009	J	
		VMP-19-5-040711	4/7/2011	0.0043	J		0.0012	J		0.00068	J		<0.0081	U		0.00088	J		<0.0055	U		<0.0055	U	
		VMP-19-5-080911	8/9/2011	0.05		J	<0.011	J	U	<0.0089	J	U	<0.0089	J	U	<0.0089	J	U	<0.006	U		<0.006	J	U
		VMP-19-5-080911-Dup	8/9/2011	0.035		J	<0.011	J	U	<0.0085	J	U	<0.0085	J	U	<0.0085	J	U	<0.0057	U		<0.0057	J	U
		VMP-19-5-110811	11/8/2011	<0.0034	U		<0.0075	U		<0.0059	U		<0.0059	U		<0.0059	U		<0.004	U		<0.004	U	
		VMP-19-5-012612	1/26/2012	<0.0029	U		<0.0066	U		<0.0051	U		<0.0051	U		<0.0051	U		<0.0035	U		<0.0035	U	
VMP-20	5 ft	VMP-20-5-031411	3/14/2011	0.052			<0.0093	U		<0.0073	U		<0.0073	U		<0.0073	U		<0.0049	U		<0.0049	U	
		VMP-20-5-041511	4/15/2011	1.2			<0.1	U		<0.08	U		<0.08	U		<0.08	U		<0.054	U		<0.054	U	
		VMP-20-5-072511	7/25/2011	<0.0048	U		<0.011	J	U	<0.0085	U		0.0013	J		<0.0085	J	U	<0.0057	U		<0.0057	U	
		VMP-20-5-110111	11/1/2011	0.0011	J		<0.0062	U		<0.0048	U		<0.0048	U		<0.0048	U		<0.0032	U		<0.0032	U	
		VMP-20-5-012312	1/23/2012	0.48			<0.03	U		<0.023	U		<0.023	U		<0.023	U		<0.016	U		<0.016	U	
	10 ft	VMP-20-10-031411	3/14/2011	0.0041			<0.0093	U		<0.0073	U		<0.0073	U		<0.0073	U		<0.0049	U		<0.0049	U	
		VMP-20-10-041511	4/15/2011	0.27			<0.093	U		<0.073	U		<0.073	U		<0.073	U		<0.049	U		<0.049	U	
		VMP-20-10-072511	7/25/2011	<0.0044	U		<0.0099	U		0.0014	J		0.0019	J		0.0018	J		<0.0052	U		<0.0052	U	
		VMP-20-10-110111	11/1/2011	<0.0029	U		<0.0066	U		<0.0051	U		<0.0051	U		<0.0051	U		<0.0035	U		<0.0035	U	
		VMP-20-10-012312	1/23/2012	0.0046			<0.0069	U		<0.0054	U		<0.0054	J	U	<0.0054	U		<0.0036	U		<0.0036	U	
	25 ft	VMP-20-25-031411	3/14/2011	0.0019	J		<0.0092	U		<0.0072	U		<0.0072	U		<0.0072	U		<0.0048	U		<0.0048	U	
		VMP-20-25-041511	4/15/2011	0.23			<0.11	U		<0.083	U		<0.083	U		<0.083	U		<0.056	U		<0.056	U	
		VMP-20-25-072611	7/26/2011	<0.32	U		<0.71	U		<0.55	U		<0.55	U		<0.55	U		<0.37	U		<0.37	U	
		VMP-20-25-110511	11/5/2011	<0.0029	U		<0.0064	U		<0.005	U		<0.005	U		<0.005	U		<0.0034	U		<0.0034	U	
		VMP-20-25-012312	1/23/2012	<0.0032	U		<0.0072	U		<0.0056	U		<0.0056	U		<0.0056	U		<0.0038	U		<0.0038	U	

TABLE 3 CUMULATIVE SUMMARY OF SOIL VAPOR ANALYTICAL DETECTIONS AND SCREENING RESULTS: VILLAGE - VOCS

				1,1-Dichloroethene			cis-1,2-Dichloroethene			Dichlorodifluoromethane			Dichloromethane (Methylene chloride)			1,2-Dichloropropane			trans-1,3-Dichloropropene			1,4-Dioxane		
Screening Values (mg/m³)				240			1,100,000						5.6			0.062			0.9			0.22		
Location	Depth	Sample ID	Sample Date	Result (mg/m³)	Lab Qualifier	URS Qualifier	Result (mg/m³)	Lab Qualifier	URS Qualifier	Result (mg/m³)	Lab Qualifier	URS Qualifier	Result (mg/m³)	Lab Qualifier	URS Qualifier	Result (mg/m³)	Lab Qualifier	URS Qualifier	Result (mg/m³)	Lab Qualifier	URS Qualifier	Result (mg/m³)	Lab Qualifier	URS Qualifier
VMP-9	5 ft	VMP-9-5	11/11/2009	<0.004	U		<0.004	U		<0.005	U		<0.003	U		<0.005	U		<0.005	U		<0.016	U	
		VMP-9-5-082610	8/26/2010	<0.0045	U		<0.0045	U		0.003	J		0.0072			<0.0053	U		<0.0052	U		0.008	J	
		VMP-9-5-111910	11/19/2010	<0.0047	U		<0.0047	U		<0.0059	U		<0.0041	J	U	<0.0055	U		<0.0054	U		<0.017	U	
		VMP-9-5-020811	2/8/2011	<0.0044	U		<0.0044	U		0.0028	J		0.0013	J		<0.0051	U		<0.005	U		<0.016	U	
		VMP-9-5-040611	4/6/2011	<0.012	U		<0.012	U		0.0025	J		0.011			<0.014	U		<0.014	U		<0.044	U	
		VMP-9-5-080211	8/2/2011	<0.23	U		<0.23	U		<0.29	U		<0.2	U		<0.27	U		<0.27	U		<0.85	U	
		VMP-9-5-110411	11/4/2011	<0.0035	U		<0.0035	U		0.0021	J		0.0041			<0.004	U		<0.004	J	U	0.0018	J	
		VMP-9-5-012612	1/26/2012	<0.003	U		<0.003	U		0.0038			<0.0026	J	U	<0.0034	U		<0.0034	J	U	<0.011	U	
	11.5 ft	VMP-9-11.5	11/11/2009	<0.005	U		<0.005	U		<0.006	U		<0.004	U		<0.006	U		<0.006	U		<0.02	U	
		VMP-9-11.5-082610	8/26/2010	<0.1	U		<0.1	U		<0.13	U		<0.089	U		<0.12	U		<0.12	U		<0.37	U	
		VMP-9-11.5-111910	11/19/2010	<0.3	U		<0.3	U		<0.37	U		0.32			<0.34	U		<0.34	U		<1.1	U	
		VMP-9-11.5-020911	2/9/2011	<0.0053	U		<0.0053	U		<0.0066	U		<0.0047	U		<0.0062	U		<0.0061	U		<0.019	U	
		VMP-9-11.5-020911-Dup	2/9/2011	<0.0041	U		<0.0041	U		0.0013	J		<0.0036	U		<0.0048	U		<0.0047	U		<0.015	U	
		VMP-9-11.5-040611	4/6/2011	<0.016	U		<0.016	U		<0.02	U		0.0069	J		<0.018	U		<0.018	U		<0.057	U	
		VMP-9-11.5-080211	8/2/2011	<0.35	U		<0.35	U		<0.44	U		<0.3	U		<0.41	U		<0.4	U		<1.3	U	
		VMP-9-11.5-110411	11/4/2011	<0.0035	U		<0.0035	U		0.0025	J		<0.003	J	U	<0.004	U		<0.004	U		<0.013	U	
		VMP-9-11.5-012612	1/26/2012	<0.0031	U		<0.0031	U		0.0033	J		<0.0027	J	U	<0.0036	U		<0.0035	J	U	<0.011	U	
	25.5 ft	VMP-9-25.5	11/10/2009	<1.1	U		<1.1	U		<1.4	U		<0.96	U		<1.3	U		<1.2	U		<4	U	
		VMP-9-25.5-D	11/10/2009	<0.98	U		<0.98	U		<1.2	U		<0.86	U		<1.1	U		<1.1	U		<3.6	U	
		VMP-9-25.5-082610	8/26/2010	<0.8	U		<0.8	U		<1	U		<0.7	U		<0.93	U		<0.91	U		<2.9	U	
		VMP-9-25.5-082610-Dup	8/26/2010	<0.86	U		<0.86	U		<1.1	U		<0.75	U		<1	U		<0.98	U		<3.1	U	
		VMP-9-25.5-111910	11/19/2010	<0.91	U		<0.91	U		<1.1	U		0.44	J		<1.1	U		<1	U		<3.3	U	
		VMP-9-25.5-020911	2/9/2011	<0.5	U		<0.5	U		<0.62	U		<0.44	U		<0.58	U		<0.57	U		<1.8	U	
		VMP-9-25.5-040811	4/8/2011	<0.25	U		<0.25	U		<0.32	U		0.13	J		<0.3	U		<0.29	U		<0.92	U	
		VMP-9-25.5-080211	8/2/2011	<0.56	U		<0.56	U		<0.7	U		<0.49	U		<0.65	U		<0.64	U		<2	U	
		VMP-9-25.5-110711	11/7/2011	<0.49	U		<0.49	U		<0.62	U		0.53			<0.58	U		<0.56	U		<1.8	U	
		VMP-9-25.5-110711-Dup	11/7/2011	<0.43	U		<0.43	U		<0.53	U		0.58			<0.5	U		<0.49	U		<1.5	U	
		VMP-9-25.5-012612	1/26/2012	<0.13	U		<0.13	U		<0.16	U		<0.11	U		<0.15	U		<0.15	U		<0.46	U	
	38.5 ft	VMP-9-38.5	11/10/2009	<2.2	U		<2.2	U		<2.7	U		<1.9	U		<2.5	U		<2.5	U		<7.9	U	
		VMP-9-38.5-020911	2/9/2011	<0.83	U		<0.83	U		<1	U		<0.73	U		<0.96	U		<0.95	U		<3	U	
		VMP-9-38.5-040811	4/8/2011	<1.1	U		<1.1	U		<1.4	U		0.53	J		<1.3	U		<1.3	U		<4	U	
		VMP-9-38.5-012612	1/26/2012	<0.17	U		<0.17	U		<0.21	U		<0.14	U		<0.19	U		<0.19	U		<0.6	U	
VMP-18	8.5 ft	VMP-18-8.5	6/18/2010	<0.005	U		<0.005	U		0.0025	J		0.0012	J		<0.006	U		<0.006	U		<0.021	U	
		VMP-18-8.5-090710	9/7/2010	<0.0051	U		<0.0051	U		0.0028	J		<0.0045	U		<0.006	U		<0.0058	U		<0.018	U	
		VMP-18-8.5-111910	11/19/2010	<0.0043	U		<0.0043	U		<0.0053	U		<0.0038	U		<0.005	U		<0.0049	U		0.0054	J	
		VMP-18-8.5-020711	2/7/2011	<0.0047	U		<0.0047	U		0.0022	J		<0.0041	U		<0.0055	U		<0.0054	U		0.0023	J	
		VMP-18-8.5-020711-Dup	2/7/2011	<0.0045	U		<0.0045	U		0.0022	J		<0.004	U		<0.0053	U		<0.0052	U		<0.016	U	
		VMP-18-8.5-040711	4/7/2011	<0.0051	U		<0.0051	U		0.0019	J		0.0021	J		0.0033	J		<0.0058	U		0.0043	J	
		VMP-18-8.5-072811	7/28/2011	<0.0055	U		<0.0055	U		0.0027	J		<0.0048	U		<0.0064	U		<0.0063	U		<0.02	U	
		VMP-18-8.5-110711	11/7/2011	<0.0035	U		<0.0035	U		0.0018	J		<0.0031	J	U	<0.0041	U		<0.0041	U		<0.013	U	
		VMP-18-8.5-012312	1/23/2012	<0.0038	U		<0.0038	U		0.0028	J		<0.0034	J	U	<0.0045	U		<0.0044	U		<0.014	U	
VMP-19	5 ft	VMP-19-5	6/18/2010	<0.005	U		<0.005	U		0.0021	J		0.0011	J		<0.006	U		<0.006	U		<0.02	U	
		VMP-19-5-090110	9/1/2010	<0.0051	U		<0.0051	U		0.0028	J		<0.0045	J	U	<0.006	U		<0.0058	U		<0.018	U	
		VMP-19-5-111510	11/15/2010	<0.0055	U		<0.0055	U		0.0023	J		0.0012	J		<0.0064	U		<0.0063	U		<0.02	U	
		VMP-19-5-020411	2/4/2011	<0.0048	U		<0.0048	U		0.0028	J		<0.0042	U		<0.0056	U		<0.0055	U		<0.017	U	
		VMP-19-5-040711	4/7/2011	<0.0054	U		<0.0054	U		0.0021	J		0.00093	J		<0.0062	U		<0.0061	U		<0.019	U	
		VMP-19-5-080911	8/9/2011	<0.0059	U		<0.0059	U		0.0027	J		<0.0051	U		<0.0068	U		<0.0067	J	U	<0.021	U	
		VMP-19-5-080911-Dup	8/9/2011	<0.0056	U		<0.0056	U		0.0026	J		0.0016	J		<0.0065	U		<0.0064	J	U	<0.02	U	
		VMP-19-5-110811	11/8/2011	<0.0039	U		<0.0039	U		0.0019	J		0.0084			<0.0045	U		<0.0044	U		<0.014	U	
		VMP-19-5-012612	1/26/2012	<0.0034	U		<0.0034	U		0.0026	J		0.0035			<0.004	U		<0.0039	U		<0.012	U	
VMP-20	5 ft	VMP-20-5-031411	3/14/2011	<0.0048	U		<0.0048	U		0.003	J		<0.0042	J	U	<0.0056	U		<0.0055	U		<0.017	U	
		VMP-20-5-041511	4/15/2011	<0.053	U		<0.053	U		<0.066	U		<0.046	U	UJ	<0.061	U		<0.06	U		<0.19	U	
		VMP-20-5-072511	7/25/2011	<0.0056	U		<0.0056	U		0.0022	J		<0.0049	U		<0.0065	U		<0.0064	J	U	0.0052	J	
		VMP-20-5-110111	11/1/2011	<0.0032	U		<0.0032	U		0.002	J		<0.0028	J	U	<0.0037	U		<0.0036	U		<0.012	U	
		VMP-20-5-012312	1/23/2012	<0.015	U		<0.015	U		<0.019	U		<0.013	U		<0.018	U		<0.018	U		<0.056	U	
	10 ft	VMP-20-10-031411	3/14/2011	<0.0048	U		<0.0048	U		0.0028	J		<0.0042	U		<0.0056	U		<0.0055	U		<0.017	U	
		VMP-20-10-041511	4/15/2011	<0.048	U		<0.048	U		<0.06	U		0.018	J	J	<0.056	U		<0.055	U		<0.17	U	
		VMP-20-10-072511	7/25/2011	<0.0051	U		<0.0051	U		0.0025	J		<0.0045	J	U	<0.006	U		<0.0058	J	UJ	<0.018	U	
		VMP-20-10-110111	11/1/2011	<0.0034	U		<0.0034	U		0.0025	J		0.0037			<0.004	U		<0.0039	U		<0.012	U	
		VMP-20-10-012312	1/23/2012	<0.0035	U		<0.0035	U		0.0033	J		<0.0031	J	U	<0.0041	U		<0.0041	J	U	<0.013	U	
	25 ft	VMP-20-25-031411	3/14/2011	<0.0047	U		<0.0047	U		0.0032	J		<0.0042	U		<0.0055	U		<0.0054	U		<0.017	U	
		VMP-20-25-041511	4/15/2011	<0.055	U		<0.055	U		<0.068	U		<0.048	U	UJ	<0.064	U		<0.063	U		<0.2	U	
		VMP-20-25-072611	7/26/2011	<0.36	U		<0.36	U		<0.45	U		<0.32	U		<0.42	U		<0.42	U	UJ	<1.3	U	
		VMP-20-25-110511	11/5/2011	<0.0033	U		0.00075	J		0.0026	J		0.0017	J		<0.0039	U		<0.0038	U		<0.012	U	
		VMP-20-25-012312	1/23/2012	<0.0037	U		<0.0037	U		0.0031	J		<0.0032	J	U	<0.0043	U		<0.0042	U		<0.013	U	

TABLE 3 CUMULATIVE SUMMARY OF SOIL VAPOR ANALYTICAL DETECTIONS AND SCREENING RESULTS: VILLAGE - VOCS

				Ethanol			Ethylbenzene			4-Ethyltoluene			Freon 113			Heptane			Hexachlorobutadiene			Hexane		
Screening Values (mg/m³)							1,400																	
Location	Depth	Sample ID	Sample Date	Result (mg/m³)	Lab Qualifier	URS Qualifier	Result (mg/m³)	Lab Qualifier	URS Qualifier	Result (mg/m³)	Lab Qualifier	URS Qualifier	Result (mg/m³)	Lab Qualifier	URS Qualifier	Result (mg/m³)	Lab Qualifier	URS Qualifier	Result (mg/m³)	Lab Qualifier	URS Qualifier	Result (mg/m³)	Lab Qualifier	URS Qualifier
VMP-9	5 ft	VMP-9-5	11/11/2009	0.018			<0.004	U		<0.005	U		<0.008	U		<0.004	U		<0.048	U		<0.003	U	
		VMP-9-5-082610	8/26/2010	0.015			0.00048	J		<0.0056	U		<0.0087	U		0.0055			<0.049	U		0.016		
		VMP-9-5-111910	11/19/2010	0.0071	J		0.001	J		<0.0058	U		<0.0091	U		0.0016	J		<0.051	U		0.0014	J	
		VMP-9-5-020811	2/8/2011	<0.0083	U		<0.0048	U		<0.0054	U		<0.0084	U		<0.0045	U		<0.047	U		<0.0039	U	
		VMP-9-5-040611	4/6/2011	0.02	J		<0.013	U		<0.015	U		<0.023	U		<0.012	U		<0.13	U		0.0064	J	
		VMP-9-5-080211	8/2/2011	<0.44	U		<0.26	U		<0.29	U		<0.45	U		<0.24	U		<2.5	U		<0.21	U	
		VMP-9-5-110411	11/4/2011	0.012			<0.0038	U		<0.0043	J	U	<0.0067	U		0.003	J		<0.037	U		0.0027	J	
		VMP-9-5-012612	1/26/2012	0.0061			<0.0032	J	U	0.00052	J		<0.0057	U		0.0078			<0.032	U		0.0049		
	11.5 ft	VMP-9-11.5	11/11/2009	0.014			<0.006	U		<0.006	U		<0.01	U		<0.005	U		<0.059	U		<0.004	U	
		VMP-9-11.5-082610	8/26/2010	<0.19	U		<0.11	U		<0.13	U		<0.2	U		<0.1	U		<1.1	U		<0.09	U	
		VMP-9-11.5-111910	11/19/2010	<0.56	U		<0.32	U		<0.37	U		<0.57	U		<0.3	U		<3.2	U		<0.26	U	
		VMP-9-11.5-020911	2/9/2011	0.0059	J		<0.0058	U		<0.0066	U		<0.01	U		<0.0055	U		<0.057	U		<0.0047	U	
		VMP-9-11.5-020911-Dup	2/9/2011	0.009			<0.0045	U		<0.0051	U		<0.008	U		0.0025	J		<0.044	U		<0.0037	U	
		VMP-9-11.5-040611	4/6/2011	0.017	J		<0.017	U		<0.019	U		<0.03	U		0.0035	J		<0.17	U		0.0079	J	
		VMP-9-11.5-080211	8/2/2011	<0.66	U		<0.38	U		<0.43	U		<0.67	U		<0.36	U		<3.8	U		<0.31	U	
		VMP-9-11.5-110411	11/4/2011	0.014			<0.0038	U		<0.0043	J	U	<0.0067	U		0.0021	J		<0.037	U		0.0029	J	
		VMP-9-11.5-012612	1/26/2012	0.026			<0.0034	J	U	<0.0038	U		<0.0059	U		0.0014	J		<0.033	U		0.0014	J	
	25.5 ft	VMP-9-25.5	11/10/2009	<2.1	U		<1.2	U		<1.4	U		<2.1	U		1.5		J	<12	U		6.6		J
		VMP-9-25.5-D	11/10/2009	<1.9	U		<1.1	U		<1.2	U		<1.9	U		1.5		J	<10	U		5.9		J
		VMP-9-25.5-082610	8/26/2010	<1.5	U		<0.87	U		<0.99	U		<1.5	U		1.1			<8.6	U		3.2		
		VMP-9-25.5-082610-Dup	8/26/2010	<1.6	U		<0.94	U		<1.1	U		<1.6	U		1.1			<9.2	U		3.2		
		VMP-9-25.5-111910	11/19/2010	<1.7	U		<1	U		<1.1	U		<1.8	U		<0.94	U		<9.8	U		1.8		
		VMP-9-25.5-020911	2/9/2011	<0.95	U		<0.55	U		<0.62	U		<0.96	U		<0.52	U		<5.4	U		0.24	J	
		VMP-9-25.5-040811	4/8/2011	0.29	J		<0.28	U		<0.31	U		<0.49	U		<0.26	U		<2.7	U		<0.22	U	
		VMP-9-25.5-080211	8/2/2011	<1.1	U		<0.61	U		<0.69	U		<1.1	U		0.82		J	<6	U		2.8		J
		VMP-9-25.5-110711	11/7/2011	0.49	J		<0.54	U		<0.61	U		<0.95	U		<0.51	U		<5.3	U		0.62		
		VMP-9-25.5-110711-Dup	11/7/2011	0.56	J		<0.47	U		<0.53	U		<0.82	U		<0.44	U		<4.6	U		0.68		
		VMP-9-25.5-012612	1/26/2012	<0.24	U		<0.14	U		<0.16	U		<0.25	U		<0.13	U		<1.4	U		1		J
	38.5 ft	VMP-9-38.5	11/10/2009	<4.1	U		<2.4	U		<2.7	U		<4.2	U		4.6		J	<23	U		25		J
		VMP-9-38.5-020911	2/9/2011	<1.6	U		<0.91	U		<1	U		<1.6	U		<0.86	U		<8.9	U		1.9		
		VMP-9-38.5-040811	4/8/2011	1.4	J		<1.2	U		<1.4	U		<2.1	U		<1.1	U		<12	U		<0.98	U	
		VMP-9-38.5-012612	1/26/2012	<0.32	U		<0.18	U		<0.21	U		<0.32	U		<0.17	U		<1.8	U		3.2		J
VMP-18	8.5 ft	VMP-18-8.5	6/18/2010	0.011			<0.006	U		<0.007	U		<0.011	U		0.0013	J		<0.062	U		0.0021	J	
		VMP-18-8.5-090710	9/7/2010	0.011			<0.0056	J	U	<0.0063	U		0.002	J		0.0015	J		<0.055	J	U	0.0016	J	
		VMP-18-8.5-111910	11/19/2010	0.0017	J		<0.0047	U		<0.0053	U		<0.0083	U		0.0026	J		<0.046	U		0.0031	J	
		VMP-18-8.5-020711	2/7/2011	0.022			0.013			0.0055	J		<0.0091	U		0.045		J	<0.051	U		0.056		J
		VMP-18-8.5-020711-Dup	2/7/2011	0.01			0.004	J		0.0016	J		<0.0088	U		0.015		J	<0.049	U		0.026		J
		VMP-18-8.5-040711	4/7/2011	0.012			<0.0056	U		<0.0063	J	U	<0.0098	U		0.012			<0.055	U		0.0049		
		VMP-18-8.5-072811	7/28/2011	0.079			0.0023	J		<0.0068	U		<0.01	U		<0.0056	U		<0.059	U		0.0018	J	
		VMP-18-8.5-110711	11/7/2011	0.021			<0.0039	U		<0.0044	J	U	<0.0068	U		<0.0037	U		<0.038	U		<0.0032	U	
		VMP-18-8.5-012312	1/23/2012	0.012			0.00054	J		<0.0048	U		<0.0074	U		0.0012	J		<0.041	U		0.0012	J	
VMP-19	5 ft	VMP-19-5	6/18/2010	0.0064	J		<0.005	U		<0.006	U		<0.01	U		0.0012	J		<0.058	U		0.0048		
		VMP-19-5-090110	9/1/2010	0.01			0.0086		J	<0.0063	U		<0.0099	U	U	0.088			<0.055	U	UJ	0.34		
		VMP-19-5-111510	11/15/2010	0.024			0.003	J		<0.0068	U		<0.01	U		<0.0056	U		<0.059	U		0.0033	J	
		VMP-19-5-020411	2/4/2011	0.015			0.00074	J		<0.0059	U		<0.0093	U		<0.005	U		<0.052	J	U	0.0093		
		VMP-19-5-040711	4/7/2011	0.0058	J		0.00086	J		<0.0066	U		<0.01	U		<0.0055	U		<0.058	U		<0.0048	U	
		VMP-19-5-080911	8/9/2011	0.047		J	0.0051	J		<0.0073	J	U	<0.011	U		0.036			<0.063	U		0.12		J
		VMP-19-5-080911-Dup	8/9/2011	0.078		J	0.0051	J		<0.0069	U		<0.011	U		0.032			<0.06	U		0.085		J
		VMP-19-5-110811	11/8/2011	0.021			<0.0042	U		<0.0048	U		<0.0075	U		<0.004	U		<0.042	U		0.00093	J	
		VMP-19-5-012612	1/26/2012	0.013			0.003	J		<0.0042	U		<0.0066	U		0.0024	J		<0.036	U		0.0024	J	
VMP-20	5 ft	VMP-20-5-031411	3/14/2011	0.11	J	J	0.014			0.0028	J		<0.0093	U		0.01			<0.052	U		0.016		
		VMP-20-5-041511	4/15/2011	<0.1	U		<0.058	U		<0.065	U		<0.1	U		0.24			<0.57	U		2.4		
		VMP-20-5-072511	7/25/2011	0.018			0.0015	J		<0.0069	U		<0.011	U		0.00085	J		<0.06	U		0.0013	J	
		VMP-20-5-110111	11/1/2011	0.033			0.003	J		<0.004	J	U	<0.0062	U		0.0023	J		<0.034	U		0.0047		
		VMP-20-5-012312	1/23/2012	0.021	J		0.0073	J		<0.019	U		<0.03	U		0.37			<0.16	U		1.3		
	10 ft	VMP-20-10-031411	3/14/2011	0.0034	J	J	0.0089			0.0026	J		<0.0093	U		0.0034	J		<0.052	U		0.0049		
		VMP-20-10-041511	4/15/2011	0.012	J		<0.052	U		<0.059	U		<0.093	U		0.14			<0.52	U		0.81		
		VMP-20-10-072511	7/25/2011	0.013			0.0014	J		0.0023	J		<0.0099	U		0.00069	J		<0.055	U		<0.0045	U	
		VMP-20-10-110111	11/1/2011	0.01			<0.0037	U		<0.0042	U		<0.0066	U		<0.0035	U		<0.036	U		<0.003	U	
		VMP-20-10-012312	1/23/2012	0.016			0.0024	J		0.001	J		<0.0068	U		0.0091			<0.038	U		0.006		
	25 ft	VMP-20-25-031411	3/14/2011	0.0045	J	J	<0.0052	U		<0.0059	U		<0.0092	U		0.0022	J		<0.051	U		0.0017	J	
		VMP-20-25-041511	4/15/2011	<0.1	U		<0.06	U		<0.068	U		<0.1	U		0.12			<0.59	U		0.84		
		VMP-20-25-072611	7/26/2011	<0.69	U		<0.4	U		<0.45	U		<0.7	U		<0.38	U		<3.9	U		<0.32	U	
		VMP-20-25-110511	11/5/2011	0.011			0.0011	J		0.0013	J		<0.0064	U		<0.0034	U		<0.036	U		<0.003	J	U
		VMP-20-25-012312	1/23/2012	0.022			0.0006	J		<0.0046	U		<0.0072	U		0.0012	J		<0.04	U		0.0018	J	

See last page of table for notes.

TABLE 3 CUMULATIVE SUMMARY OF SOIL VAPOR ANALYTICAL DETECTIONS AND SCREENING RESULTS: VILLAGE - VOCS

				2-Hexanone (Methyl N-Butyl Ketone)			Isopentane			Isopropylbenzene (Cumene)			4-Methyl-2-pentanone (Methyl Isobutyl Ketone)			Methyl tert-Butyl Ether (MTBE)			2-Propanol			n-Propylbenzene		
Screening Values (mg/m³)										600						3,400								
Location	Depth	Sample ID	Sample Date	Result (mg/m³)	Lab Qualifier	URS Qualifier	Result (mg/m³)	Lab Qualifier	URS Qualifier	Result (mg/m³)	Lab Qualifier	URS Qualifier	Result (mg/m³)	Lab Qualifier	URS Qualifier	Result (mg/m³)	Lab Qualifier	URS Qualifier	Result (mg/m³)	Lab Qualifier	URS Qualifier	Result (mg/m³)	Lab Qualifier	URS Qualifier
VMP-9	5 ft	VMP-9-5	11/11/2009	<0.018	U					<0.005	U		<0.004	U		<0.004	U		<0.011	U		<0.005	U	
		VMP-9-5-082610	8/26/2010	<0.019	U					<0.0056	U		<0.0047	U		<0.0041	U		0.012			<0.0056	U	
		VMP-9-5-111910	11/19/2010	<0.019	U					<0.0058	U		<0.0049	U		<0.0043	U		0.028			<0.0058	U	
		VMP-9-5-020811	2/8/2011	<0.018	U					<0.0054	U		<0.0045	U		<0.004	U		0.0021	J		<0.0054	U	
		VMP-9-5-040611	4/6/2011	<0.05	U		0.013	J		<0.015	U		<0.012	U		<0.011	U		<0.03	U		<0.015	U	
		VMP-9-5-080211	8/2/2011	<0.97	U		6.1			0.06	J		0.32			<0.21	U		<0.58	U		<0.29	U	
		VMP-9-5-110411	11/4/2011	0.0013	J		0.0024	J		<0.0043	J	U	0.022			<0.0032	U		0.0073	J		<0.0043	J	U
		VMP-9-5-012612	1/26/2012	<0.012	U		0.29			0.008			0.039			<0.0027	U		0.0072			<0.0037	U	
	11.5 ft	VMP-9-11.5	11/11/2009	<0.023	U					<0.006	U		<0.005	U		<0.005	U		<0.014	U		<0.006	U	
		VMP-9-11.5-082610	8/26/2010	<0.42	U					<0.13	U		<0.1	U		<0.093	U		<0.25	U		<0.13	U	
		VMP-9-11.5-111910	11/19/2010	<1.2	U					<0.37	U		<0.3	U		<0.27	U		<0.73	U		<0.37	U	
		VMP-9-11.5-020911	2/9/2011	<0.022	U					<0.0066	U		<0.0055	U		<0.0048	U		0.0094	J	J	<0.0066	U	
		VMP-9-11.5-020911-Dup	2/9/2011	<0.017	U					<0.0051	U		<0.0043	U		<0.0038	U		0.049		J	<0.0051	U	
		VMP-9-11.5-040611	4/6/2011	<0.065	U		0.0091	J		<0.019	U		<0.016	U		<0.014	U		<0.039	U		<0.019	U	
		VMP-9-11.5-080211	8/2/2011	<1.4	U		54			<0.43	U		<0.36	U		<0.32	U		<0.86	U		<0.43	U	
		VMP-9-11.5-110411	11/4/2011	0.001	J		0.066			<0.0043	J	U	0.035			<0.0032	U		0.017			<0.0043	J	U
		VMP-9-11.5-012612	1/26/2012	<0.013	U		0.084			0.0083			0.052			<0.0028	U		0.012			<0.0038	U	
	25.5 ft	VMP-9-25.5	11/10/2009	<4.5	U					<1.4	U		<1.1	U		<0.99	U		<2.7	U		<1.4	U	
		VMP-9-25.5-D	11/10/2009	<4	U					<1.2	U		<1	U		<0.89	U		<2.4	U		<1.2	U	
		VMP-9-25.5-082610	8/26/2010	<3.3	U					0.13	J		<0.82	U		<0.73	U		<2	U		0.14	J	
		VMP-9-25.5-082610-Dup	8/26/2010	<3.5	U					0.13	J		<0.88	U		<0.78	U		<2.1	U		<1.1	U	
		VMP-9-25.5-111910	11/19/2010	<3.8	U					<1.1	U		<0.94	U		<0.83	U		<2.3	U		<1.1	U	
		VMP-9-25.5-020911	2/9/2011	<2.1	U					<0.62	U		<0.52	U		<0.45	U		<1.2	U		<0.62	U	
		VMP-9-25.5-040811	4/8/2011	<1	U		35			0.029	J		<0.26	U		<0.23	U		1			<0.31	U	
		VMP-9-25.5-080211	8/2/2011	<2.3	U		460			<0.69	U		<0.58	U		<0.51	U		<1.4	U		<0.69	U	
		VMP-9-25.5-110711	11/7/2011	<2	U		87			<0.61	U		<0.51	U		<0.45	U		0.41	J		<0.61	U	
		VMP-9-25.5-110711-Dup	11/7/2011	<1.8	U		87			<0.53	U		<0.44	U		<0.39	U		0.58	J		<0.53	U	
		VMP-9-25.5-012612	1/26/2012	<0.53	U		81		J	<0.16	U		<0.13	U		<0.12	U		<0.32	U		<0.16	U	
	38.5 ft	VMP-9-38.5	11/10/2009	<9	U					<2.7	U		<2.2	U		<2	U		<5.4	U		<2.7	U	
		VMP-9-38.5-020911	2/9/2011	<3.4	U					0.22	J		<0.86	U		<0.75	U		<2	U		<1	U	
		VMP-9-38.5-040811	4/8/2011	<4.6	U		230			0.2	J		<1.1	U		<1	U		4.5			<1.4	U	
		VMP-9-38.5-012612	1/26/2012	<0.69	U		91		J	0.045	J	J	<0.17	U		<0.15	U		<0.41	U		<0.21	U	
VMP-18	8.5 ft	VMP-18-8.5	6/18/2010	<0.024	U					<0.007	U		<0.005	U		<0.005	U		0.012	J		<0.007	U	
		VMP-18-8.5-090710	9/7/2010	<0.021	U					<0.0063	J	U	<0.0053	U		0.00046	J		0.014			<0.0063	J	U
		VMP-18-8.5-111910	11/19/2010	<0.018	U					<0.0053	U		<0.0044	U		<0.0039	U		0.0036	J		<0.0053	U	
		VMP-18-8.5-020711	2/7/2011	<0.019	U					0.0014	J		<0.0049	U		<0.0043	U		0.091		J	0.0029	J	
		VMP-18-8.5-020711-Dup	2/7/2011	<0.019	U					<0.0056	U		<0.0047	U		<0.0041	U		0.012		J	0.0017	J	
		VMP-18-8.5-040711	4/7/2011	<0.021	U		0.012	J		0.0064			<0.0053	U		<0.0046	U		<0.013	U		0.01		
		VMP-18-8.5-072811	7/28/2011	0.0039	J		<0.016	U		0.036			0.1			<0.005	U		0.03			0.001	J	
		VMP-18-8.5-110711	11/7/2011	0.00089	J		0.0026	J		0.0018	J		0.013			<0.0032	U		0.012			<0.0044	U	
		VMP-18-8.5-012312	1/23/2012	0.00068	J		<0.011	U		0.0026	J		0.057			<0.0035	U		0.035			<0.0048	U	
VMP-19	5 ft	VMP-19-5	6/18/2010	<0.022	U					<0.006	U		<0.005	U		<0.004	U		0.024			<0.006	U	
		VMP-19-5-090110	9/1/2010	0.0038	J	J				<0.0063	U		<0.0053	U		<0.0046	U		0.58			<0.0063	J	U
		VMP-19-5-111510	11/15/2010	<0.023	U					<0.0068	U		<0.0056	U		0.0007	J		0.0034	J		<0.0068	U	
		VMP-19-5-020411	2/4/2011	<0.02	U					<0.0059	U		<0.005	U		<0.0044	U		0.0076	J		<0.0059	U	
		VMP-19-5-040711	4/7/2011	<0.022	U		0.025			<0.0066	U		<0.0055	U		<0.0049	U		<0.013	U		<0.0066	U	
		VMP-19-5-080911	8/9/2011	<0.024	U		0.21		J	0.045			0.16			<0.0053	U		0.026			<0.0073	J	U
		VMP-19-5-080911-Dup	8/9/2011	<0.023	U		0.14		J	0.044			0.16			<0.0051	U		0.028			<0.0069	J	U
		VMP-19-5-110811	11/8/2011	0.00042	J		0.0097	J		0.0012	J		0.0087			<0.0035	U		0.0078	J		<0.0048	U	
		VMP-19-5-012612	1/26/2012	<0.014	U		0.0027	J		0.0039	J		0.0036			<0.0031	U		0.01			<0.0042	U	
VMP-20	5 ft	VMP-20-5-031411	3/14/2011	<0.02	U					0.0032	J		<0.005	U		<0.0044	U		<0.012	U		0.0024	J	
		VMP-20-5-041511	4/15/2011	<0.22	U		22			<0.065	U		<0.054	U		<0.048	U		<0.13	UJ	UJ	<0.065	U	
		VMP-20-5-072511	7/25/2011	<0.023	U	UJ	<0.017	U		0.026			0.11			<0.0051	U		0.032			<0.0069	U	
		VMP-20-5-110111	11/1/2011	<0.013	U		0.0064	J		<0.004	J	U	0.019			<0.0029	U		0.0083			<0.004	J	U
		VMP-20-5-012312	1/23/2012	<0.063	U		1.7			0.0021	J		0.022			<0.014	U		0.016	J		<0.019	U	
	10 ft	VMP-20-10-031411	3/14/2011	<0.02	U					0.0025	J		<0.005	U		<0.0044	U		<0.012	U		0.0023	J	
		VMP-20-10-041511	4/15/2011	<0.2	U		1.6			<0.059	U		<0.05	U		<0.044	U		<0.12	UJ	UJ	0.023	J	
		VMP-20-10-072511	7/25/2011	<0.021	U	UJ	<0.015	U		0.025			0.12			<0.0046	U		0.026			<0.0063	U	
		VMP-20-10-110111	11/1/2011	<0.014	U		<0.01	U		<0.0042	J	U	0.012			<0.0031	U		0.0066	J		<0.0042	U	
		VMP-20-10-012312	1/23/2012	<0.015	U		0.0066	J		0.0019	J		0.015			<0.0032	U		0.0092			<0.0044	J	U
	25 ft	VMP-20-25-031411	3/14/2011	<0.02	U					<0.0059	U		<0.0049	U		<0.0043	U		<0.012	U		<0.0059	U	
		VMP-20-25-041511	4/15/2011	<0.23	U		1			<0.068	U		<0.056	U		<0.05	U		<0.14	UJ	UJ	<0.068	U	
		VMP-20-25-072611	7/26/2011	<1.5	U	UJ	0.38	J		<0.45	U		<0.38	U		<0.33	U		<0.9	U		<0.45	U	
		VMP-20-25-110511	11/5/2011	0.00072	J		<0.0099	U		0.0027	J		0.016			<0.003	U		0.0075	J		0.00026	J	
		VMP-20-25-012312	1/23/2012	<0.015	U		<0.011	U		0.0021	J		0.017			<0.0034	U		0.011			<0.0046	J	U

TABLE 3 CUMULATIVE SUMMARY OF SOIL VAPOR ANALYTICAL DETECTIONS AND SCREENING RESULTS: VILLAGE - VOCS

				Styrene			Tetrachloroethene			Tetrahydrofuran			Toluene			1,2,4-Trichlorobenzene			1,1,1-Trichloroethane (Methyl chloroform)			1,1,2-Trichloroethane		
Screening Values (mg/m³)				1,400			0.55						6,200			11			6,600			170,000		
Location	Depth	Sample ID	Sample Date	Result (mg/m³)	Lab Qualifier	URS Qualifier	Result (mg/m³)	Lab Qualifier	URS Qualifier	Result (mg/m³)	Lab Qualifier	URS Qualifier	Result (mg/m³)	Lab Qualifier	URS Qualifier	Result (mg/m³)	Lab Qualifier	URS Qualifier	Result (mg/m³)	Lab Qualifier	URS Qualifier	Result (mg/m³)	Lab Qualifier	URS Qualifier
VMP-9	5 ft	VMP-9-5	11/11/2009	<0.004	U		<0.007	U		<0.003	U		<0.004	U		<0.033	U		<0.006	U		<0.006	U	
		VMP-9-5-082610	8/26/2010	<0.0048	U		0.0023	J		<0.0034	U		0.0036	J		<0.034	U		<0.0062	U		<0.0062	U	
		VMP-9-5-111910	11/19/2010	0.0017	J		0.016			<0.0035	U		0.00064	J		<0.035	U		<0.0065	U		<0.0065	U	
		VMP-9-5-020811	2/8/2011	<0.0047	U		0.001	J		<0.0032	U		0.0035	J		<0.033	J	U	<0.006	U		<0.006	U	
		VMP-9-5-040611	4/6/2011	<0.013	U		0.0058	J		<0.0089	U		0.0019	J		<0.09	J	U	<0.016	U		<0.016	U	
		VMP-9-5-080211	8/2/2011	<0.25	U		<0.4	U		<0.17	U		0.048	J		<1.8	U		<0.32	U		<0.32	U	
		VMP-9-5-110411	11/4/2011	<0.0037	U		<0.0059	U		<0.0026	U		0.0076			<0.026	J	U	<0.0048	U		<0.0048	U	
		VMP-9-5-012612	1/26/2012	<0.0032	U		<0.005	J	U	<0.0022	U		0.0058			<0.022	J	U	<0.0041	U		<0.0041	U	
	11.5 ft	VMP-9-11.5	11/11/2009	<0.005	U		<0.009	U		<0.004	U		0.032			<0.041	U		<0.007	U		<0.007	U	
		VMP-9-11.5-082610	8/26/2010	<0.11	U		<0.17	U		<0.076	U		<0.097	U		<0.76	U		<0.14	U		<0.14	U	
		VMP-9-11.5-111910	11/19/2010	<0.32	U		<0.5	U		<0.22	U		<0.28	U		<2.2	U		<0.41	U		<0.41	U	
		VMP-9-11.5-020911	2/9/2011	<0.0057	U		0.0039	J		<0.004	U		<0.0051	U		<0.04	U		<0.0073	U		<0.0073	U	
		VMP-9-11.5-020911-Dup	2/9/2011	<0.0044	U		0.0037	J		<0.0031	U		0.0029	J		<0.031	U		<0.0057	U		<0.0057	U	
		VMP-9-11.5-040611	4/6/2011	<0.017	U		0.0037	J		<0.012	U		<0.015	U		<0.12	J	U	<0.022	U		<0.022	U	
		VMP-9-11.5-080211	8/2/2011	<0.37	U		<0.6	U		<0.26	U		<0.33	U		<2.6	U		<0.48	U		<0.48	U	
		VMP-9-11.5-110411	11/4/2011	<0.0037	U		<0.0059	U		<0.0026	U		0.012			<0.026	J	U	<0.0048	U		<0.0048	U	
		VMP-9-11.5-012612	1/26/2012	0.00049	J		<0.0052	J	U	0.0025			0.009			<0.023	J	U	<0.0042	U		<0.0042	U	
	25.5 ft	VMP-9-25.5	11/10/2009	<1.2	U		<1.9	U		<0.81	U		<1	U		<8.2	U	UJ	<1.5	U		<1.5	U	
		VMP-9-25.5-D	11/10/2009	<1	U		<1.7	U		<0.73	U		<0.93	U		<7.3	U	UJ	<1.3	U		<1.3	U	
		VMP-9-25.5-082610	8/26/2010	<0.86	U		<1.4	U		<0.59	U		<0.76	U		<6	U		<1.1	U		<1.1	U	
		VMP-9-25.5-082610-Dup	8/26/2010	<0.92	U		<1.5	U		<0.64	U		<0.81	U		<6.4	U		<1.2	U		<1.2	U	
		VMP-9-25.5-111910	11/19/2010	<0.98	U		<1.6	U		<0.68	U		<0.87	U		<6.8	U		<1.2	U		<1.2	U	
		VMP-9-25.5-020911	2/9/2011	<0.54	U		<0.85	U		<0.37	U		<0.47	U		<3.7	U		<0.69	U		<0.69	U	
		VMP-9-25.5-040811	4/8/2011	0.084	J		<0.43	U		<0.19	U		0.089	J		<1.9	U		<0.35	U		<0.35	U	
		VMP-9-25.5-080211	8/2/2011	<0.6	U		<0.96	U		<0.42	U		0.13	J	J	<4.2	U		<0.77	U		<0.77	U	
		VMP-9-25.5-110711	11/7/2011	<0.53	U		0.28	J		<0.37	U		0.55			0.24	J		<0.68	U		<0.68	U	
		VMP-9-25.5-110711-Dup	11/7/2011	<0.46	U		0.19	J		<0.32	U		0.57			<3.2	U		<0.59	U		<0.59	U	
		VMP-9-25.5-012612	1/26/2012	<0.14	U		<0.22	U		<0.095	U		0.048	J	J	<0.96	U		<0.18	U		<0.18	U	
	38.5 ft	VMP-9-38.5	11/10/2009	<2.3	U		<3.7	U		<1.6	U		<2.1	U		<16	U	UJ	<3	U		<3	U	
		VMP-9-38.5-020911	2/9/2011	<0.89	U		<1.4	U		<0.62	U		<0.79	U		<6.2	U		<1.1	U		<1.1	U	
		VMP-9-38.5-040811	4/8/2011	0.24	J		<1.9	U		<0.82	U		0.67	J		<8.2	U		<1.5	U		<1.5	U	
		VMP-9-38.5-012612	1/26/2012	<0.18	U		<0.28	U		<0.12	U		0.051	J	J	<1.2	U		<0.23	U		<0.23	U	
VMP-18	8.5 ft	VMP-18-8.5	6/18/2010	<0.006	U		<0.009	U		0.0072			0.0014	J		<0.043	U		<0.007	U		<0.007	U	
		VMP-18-8.5-090710	9/7/2010	<0.0055	U		<0.0088	J	U	<0.0038	U		0.0021	J		<0.038	J	U	0.0011	J		<0.007	U	
		VMP-18-8.5-111910	11/19/2010	<0.0046	U		<0.0073	U		<0.0032	U		<0.0041	U		<0.032	U		<0.0059	U		<0.0059	U	
		VMP-18-8.5-020711	2/7/2011	<0.0051	U		<0.0081	U		<0.0035	U		0.013		J	<0.035	J	U	<0.0065	U		<0.0065	U	
		VMP-18-8.5-020711-Dup	2/7/2011	<0.0049	U		<0.0078	U		<0.0034	U		0.0031	J	J	<0.034	J	U	<0.0062	U		<0.0062	U	
		VMP-18-8.5-040711	4/7/2011	<0.0055	U		0.0036	J		<0.0038	U		0.0011	J		<0.038	J	U	<0.007	U		<0.007	U	
		VMP-18-8.5-072811	7/28/2011	0.0021	J		<0.0094	U		0.0013	J		0.012			<0.041	U		<0.0075	U		<0.0075	U	
		VMP-18-8.5-110711	11/7/2011	<0.0038	U		<0.0061	U		<0.0026	U		0.01			<0.026	U		<0.0049	U		<0.0049	U	
		VMP-18-8.5-012312	1/23/2012	<0.0041	U		0.0026	J		<0.0029	U		0.0042			<0.029	U		<0.0053	U		<0.0053	U	
VMP-19	5 ft	VMP-19-5	6/18/2010	<0.005	U		<0.009	J	U	<0.004	U		<0.005	U		<0.04	U		<0.007	U		<0.007	U	
		VMP-19-5-090110	9/1/2010	<0.0055	U		<0.0088	J	U	<0.0038	U		<0.0049	U		<0.038	J	UJ	<0.007	U		<0.007	U	
		VMP-19-5-111510	11/15/2010	0.0065			0.0013	J		<0.0041	U		0.0014	J		<0.041	U		0.0014	J		<0.0075	U	
		VMP-19-5-020411	2/4/2011	<0.0052	U		<0.0082	U		<0.0036	U		0.0018	J		<0.036	J	U	<0.0066	U		<0.0066	U	
		VMP-19-5-040711	4/7/2011	<0.0058	U		0.0015	J		<0.004	U		0.0014	J		0.0031	J		<0.0074	U		<0.0074	U	
		VMP-19-5-080911	8/9/2011	<0.0063	J	U	<0.01	J	U	<0.0044	U		0.032			<0.044	J	U	<0.0081	U		<0.0081	U	
		VMP-19-5-080911-Dup	8/9/2011	<0.006	J	U	<0.0096	J	U	<0.0042	U		0.027			<0.042	J	U	<0.0077	U		<0.0077	U	
		VMP-19-5-110811	11/8/2011	<0.0042	U		<0.0066	U		<0.0029	U		0.014			<0.029	U		<0.0053	U		<0.0053	U	
		VMP-19-5-012612	1/26/2012	<0.0036	U		<0.0058	U		<0.0025	U		0.0061			<0.025	U		<0.0047	U		<0.0047	U	
VMP-20	5 ft	VMP-20-5-031411	3/14/2011	<0.0052	U		0.055			<0.0036	U		0.046			<0.036	U	UJ	<0.0066	U		<0.0066	U	
		VMP-20-5-041511	4/15/2011	<0.057	U		<0.09	U		<0.039	U	UJ	<0.05	U		<0.39	U		<0.072	U		<0.072	U	
		VMP-20-5-072511	7/25/2011	<0.006	J	U	<0.0096	U	UJ	<0.0042	U		0.014			<0.042	U		<0.0077	U		<0.0077	U	
		VMP-20-5-110111	11/1/2011	<0.0034	U		<0.0055	U		0.0012	J		0.019			<0.024	U		<0.0044	U		<0.0044	U	
		VMP-20-5-012312	1/23/2012	<0.016	U		<0.026	U		<0.011	U		0.03			<0.11	U		<0.021	U		<0.021	U	
	10 ft	VMP-20-10-031411	3/14/2011	<0.0052	U		0.0089			0.0018	J		0.0084			<0.036	U	UJ	<0.0066	U		<0.0066	U	
		VMP-20-10-041511	4/15/2011	<0.052	U		<0.082	U		<0.036	U	UJ	<0.046	U		<0.36	U		<0.066	U		<0.066	U	
		VMP-20-10-072511	7/25/2011	0.0017	J		<0.0088	U	UJ	<0.0038	U		0.015			0.0043	J		<0.007	U		<0.007	U	
		VMP-20-10-110111	11/1/2011	<0.0036	U		<0.0058	U		<0.0025	U		0.0095			<0.025	U		<0.0047	U		<0.0047	U	
		VMP-20-10-012312	1/23/2012	<0.0038	U		0.00098	J		<0.0026	U		0.0082			<0.026	U		<0.0049	U		<0.0049	U	
	25 ft	VMP-20-25-031411	3/14/2011	<0.0051	U		0.0068	J		<0.0035	U		0.0015	J		<0.035	U	UJ	<0.0065	U		<0.0065	U	
		VMP-20-25-041511	4/15/2011	<0.059	U		<0.094	U		<0.041	U	UJ	<0.052	U		<0.41	U		<0.075	U		<0.075	U	
		VMP-20-25-072611	7/26/2011	<0.39	U		<0.62	U	UJ	<0.27	U		<0.35	U		<2.7	U		<0.5	U		<0.5	U	
		VMP-20-25-110511	11/5/2011	0.00044	J		<0.0057	J	U	<0.0025	U		0.015			<0.025	U		<0.0046	U		<0.0046	U	
		VMP-20-25-012312	1/23/2012	<0.004	U		0.001	J		<0.0028	U		0.0064			<0.028	U		<0.0051	U		<0.0051	U	

TABLE 3 CUMULATIVE SUMMARY OF SOIL VAPOR ANALYTICAL DETECTIONS AND SCREENING RESULTS: VILLAGE - VOCS

				Trichloroethene			Trichlorofluoromethane			1,2,4-Trimethylbenzene			1,3,5-Trimethylbenzene			2,2,4-Trimethylpentane			m,p-Xylene			o-Xylene		
Screening Values (mg/m³)				1.5			860												130			120		
Location	Depth	Sample ID	Sample Date	Result (mg/m³)	Lab Qualifier	URS Qualifier	Result (mg/m³)	Lab Qualifier	URS Qualifier	Result (mg/m³)	Lab Qualifier	URS Qualifier	Result (mg/m³)	Lab Qualifier	URS Qualifier	Result (mg/m³)	Lab Qualifier	URS Qualifier	Result (mg/m³)	Lab Qualifier	URS Qualifier	Result (mg/m³)	Lab Qualifier	URS Qualifier
VMP-9	5 ft	VMP-9-5	11/11/2009	<0.006	U		<0.006	U		<0.005	U		<0.005	U		<0.005	U		<0.004	U		<0.004	U	
		VMP-9-5-082610	8/26/2010	<0.0061	U		<0.0064	U		<0.0056	U		<0.0056	U		0.029			0.0013	J		<0.005	U	
		VMP-9-5-111910	11/19/2010	0.0037	J		<0.0067	U		<0.0058	U		<0.0058	U		0.0075			<0.0052	U		<0.0052	U	
		VMP-9-5-020811	2/8/2011	0.0014	J		0.0011	J		<0.0054	U		<0.0054	U		0.002	J		<0.0048	U		<0.0048	U	
		VMP-9-5-040611	4/6/2011	0.0077	J		<0.017	U		<0.015	U		<0.015	U		0.022			<0.013	U		<0.013	U	
		VMP-9-5-080211	8/2/2011	<0.32	U		<0.33	U		<0.29	U		<0.29	U		150			<0.26	U		<0.26	U	
		VMP-9-5-110411	11/4/2011	<0.0047	U		<0.0049	U		0.0016	J		<0.0043	J	U	0.38			<0.0038	J	U	<0.0038	U	
		VMP-9-5-012612	1/26/2012	0.0017	J		0.00055	J		<0.0037	U		<0.0037	U		1.1			0.0018	J		0.00064	J	
	11.5 ft	VMP-9-11.5	11/11/2009	<0.007	U		<0.007	U		<0.006	U		<0.006	U		<0.006	U		<0.006	U		<0.006	U	
		VMP-9-11.5-082610	8/26/2010	<0.14	U		<0.14	U		<0.13	U		<0.13	U		98			<0.11	U		<0.11	U	
		VMP-9-11.5-111910	11/19/2010	0.37	J		<0.42	U		<0.37	U		<0.37	U		150			<0.32	U		<0.32	U	
		VMP-9-11.5-020911	2/9/2011	<0.0072	U		<0.0076	U		<0.0066	U		<0.0066	U		0.0073			<0.0058	U		<0.0058	U	
		VMP-9-11.5-020911-Dup	2/9/2011	<0.0056	U		<0.0059	U		<0.0051	U		<0.0051	U		0.0074			<0.0045	U		<0.0045	U	
		VMP-9-11.5-040611	4/6/2011	0.011	J		<0.022	U		<0.019	U		<0.019	U		0.0075	J		<0.017	U		<0.017	U	
		VMP-9-11.5-080211	8/2/2011	<0.47	U		<0.49	U		<0.43	U		<0.43	U		310			<0.38	U		<0.38	U	
		VMP-9-11.5-110411	11/4/2011	<0.0047	U		<0.0049	U		0.0018	J		<0.0043	J	U	0.031			<0.0038	J	U	<0.0038	U	
		VMP-9-11.5-012612	1/26/2012	0.0071			<0.0044	U		<0.0038	U		<0.0038	U		0.11			0.0018	J		0.00068	J	
	25.5 ft	VMP-9-25.5	11/10/2009	<1.5	U		<1.5	U		<1.4	U		<1.4	U		710		J	<1.2	U		<1.2	U	
		VMP-9-25.5-D	11/10/2009	<1.3	U		<1.4	U		<1.2	U		<1.2	U		680		J	<1.1	U		<1.1	U	
		VMP-9-25.5-082610	8/26/2010	<1.1	U		<1.1	U		0.19	J		<0.99	U		650			<0.87	U		<0.87	U	
		VMP-9-25.5-082610-Dup	8/26/2010	<1.2	U		<1.2	U		0.17	J		<1.1	U		660			<0.94	U		<0.94	U	
		VMP-9-25.5-111910	11/19/2010	<1.2	U		<1.3	U		<1.1	U		<1.1	U		550			<1	U		<1	U	
		VMP-9-25.5-020911	2/9/2011	<0.68	U		<0.71	U		0.12	J		<0.62	U		190			<0.55	U		<0.55	U	
		VMP-9-25.5-040811	4/8/2011	<0.34	U		<0.36	U		0.056	J		<0.31	U		98			0.075	J		<0.28	U	
		VMP-9-25.5-080211	8/2/2011	<0.76	U		<0.79	U		<0.69	U		<0.69	U		440		J	<0.61	U		<0.61	U	
		VMP-9-25.5-110711	11/7/2011	0.32	J		<0.7	U		<0.61	U		<0.61	U		120			<0.54	U		<0.54	U	
		VMP-9-25.5-110711-Dup	11/7/2011	0.33	J		0.12	J		<0.53	U		<0.53	U		120			<0.47	U		<0.47	U	
		VMP-9-25.5-012612	1/26/2012	<0.17	U		<0.18	U		<0.63	U		<0.16	U		76		J	<0.14	U		<0.14	U	
	38.5 ft	VMP-9-38.5	11/10/2009	<3	U		<3.1	U		<2.7	U		<2.7	U		640		J	<2.4	U		<2.4	U	
		VMP-9-38.5-020911	2/9/2011	<1.1	U		<1.2	U		<1	U		<1	U		380			<0.91	U		<0.91	U	
		VMP-9-38.5-040811	4/8/2011	<1.5	U		<1.6	U		<1.4	U		<1.4	U		250			<1.2	U		<1.2	U	
		VMP-9-38.5-012612	1/26/2012	<0.22	U		<0.24	U		<0.82	U		<0.21	U		120		J	0.019	J	J	<0.18	U	
VMP-18	8.5 ft	VMP-18-8.5	6/18/2010	<0.007	U		0.0012	J		<0.007	U		<0.007	U		0.0084			0.0013	J		<0.006	U	
		VMP-18-8.5-090710	9/7/2010	<0.0069	J	U	0.0024	J		<0.0063	J	U	<0.0063	U		0.06			0.00095	J		<0.0056	U	
		VMP-18-8.5-111910	11/19/2010	0.0022	J		<0.0061	U		<0.0053	U		<0.0053	U		0.093			<0.0047	U		<0.0047	U	
		VMP-18-8.5-020711	2/7/2011	0.0026	J		0.0011	J		0.0042	J		0.0019	J		0.1		J	0.023		J	0.0083		
		VMP-18-8.5-020711-Dup	2/7/2011	0.0019	J		0.0011	J		0.0023	J		<0.0056	U		0.032		J	0.0053		J	0.0023	J	
		VMP-18-8.5-040711	4/7/2011	0.0032	J		0.001	J		<0.0063	J	U	<0.0063	U		0.022			<0.0056	J	U	<0.0056	U	
		VMP-18-8.5-072811	7/28/2011	<0.0074	U		<0.0078	U		0.0063	J		<0.0068	J	U	0.0051	J		0.007			0.0022	J	
		VMP-18-8.5-110711	11/7/2011	<0.0048	U		0.00097	J		<0.0044	J	U	<0.0044	U		<0.0042	U		<0.0039	J	U	0.00071	J	
		VMP-18-8.5-012312	1/23/2012	<0.0052	U		0.00098	J		<0.0048	U		<0.0048	U		0.0016	J		0.0014	J		<0.0042	U	
VMP-19	5 ft	VMP-19-5	6/18/2010	<0.007	U		0.00091	J		<0.006	U		<0.006	U		0.013			<0.005	U		<0.005	U	
		VMP-19-5-090110	9/1/2010	<0.0069	U		0.0013	J		<0.0063	J	U	<0.0063	U		0.22	J	J	0.014		J	0.0047	J	J
		VMP-19-5-111510	11/15/2010	0.0024	J		0.0011	J		<0.0068	U		<0.0068	U		0.0054	J		<0.006	J	U	<0.006	U	
		VMP-19-5-020411	2/4/2011	0.0032	J		0.001	J		<0.0059	U		<0.0059	U		0.046			0.00044	J		<0.0052	U	
		VMP-19-5-040711	4/7/2011	0.0034	J		0.00094	J		<0.0066	U		<0.0066	U		0.054			0.0015	J		<0.0059	U	
		VMP-19-5-080911	8/9/2011	<0.008	J	U	<0.0083	J	U	<0.0073	J	U	<0.0073	J	U	0.1		J	0.011			<0.0064	J	U
		VMP-19-5-080911-Dup	8/9/2011	<0.0076	U		<0.0079	J	U	<0.0069	J	U	<0.0069	J	U	0.078		J	0.011			<0.0061	J	U
		VMP-19-5-110811	11/8/2011	<0.0053	U		<0.0055	U		<0.0048	J	U	<0.0048	U		0.0038	J		<0.0042	J	U	<0.0042	U	
		VMP-19-5-012612	1/26/2012	<0.0046	U		<0.0048	U		<0.0042	U		<0.0042	U		0.00079	J		0.0079			0.0017	J	
VMP-20	5 ft	VMP-20-5-031411	3/14/2011	<0.0065	U		0.0015	J		0.0039	J		0.001	J		1.4			0.023			0.0066		
		VMP-20-5-041511	4/15/2011	<0.071	U		<0.075	U		<0.065	U		<0.065	U		4			<0.058	U		<0.058	U	
		VMP-20-5-072511	7/25/2011	<0.0076	U		0.0017	J		<0.0069	J	U	<0.0069	U		0.0043	J		<0.0061	J	U	<0.0061	U	
		VMP-20-5-110111	11/1/2011	<0.0043	U		0.0031	J		<0.004	J	U	<0.004	U		0.0017	J		0.0078			0.0016	J	
		VMP-20-5-012312	1/23/2012	<0.021	U		0.017	J		<0.019	U		<0.019	U		2.2			0.0084	J		<0.017	U	
	10 ft	VMP-20-10-031411	3/14/2011	<0.0065	U		0.0011	J		0.0046	J		0.0024	J		0.23			0.016			0.006		
		VMP-20-10-041511	4/15/2011	<0.065	U		<0.068	U		<0.059	U		<0.059	U		1.1			<0.052	U		<0.052	U	
		VMP-20-10-072511	7/25/2011	<0.0069	U		<0.0072	U		0.0025	J		<0.0063	U		<0.006	U		0.0038	J		<0.0056	U	
		VMP-20-10-110111	11/1/2011	<0.0046	U		0.0069			<0.0042	U		<0.0042	U		<0.004	U		<0.0037	J	U	<0.0037	U	
		VMP-20-10-012312	1/23/2012	<0.0048	U		0.032			<0.0044	U		<0.0044	U		0.02			0.0032	J		0.00075	J	
	25 ft	VMP-20-25-031411	3/14/2011	<0.0064	U		<0.0067	U		<0.0059	U		<0.0059	U		0.16			0.0011	J		0.00095	J	
		VMP-20-25-041511	4/15/2011	<0.074	U		<0.078	U		<0.068	U		<0.068	U		1			<0.06	U		<0.06	U	
		VMP-20-25-072611	7/26/2011	<0.49	U		<0.52	U		<0.45	U		<0.45	U		340			<0.4	U		<0.4	U	
		VMP-20-25-110511	11/5/2011	<0.0045	U		0.016			0.0013	J		<0.0041	U		0.11			0.0023	J		0.00094	J	
		VMP-20-25-012312	1/23/2012	<0.005	U		0.074			<0.0046	U		<0.0046	U		0.0029	J		0.0014	J		<0.0041	U	

See last page of table for notes.

TABLE 3 CUMULATIVE SUMMARY OF SOIL VAPOR ANALYTICAL DETECTIONS AND SCREENING RESULTS: VILLAGE - VOCS

				Acetone			Benzene			Bromodichloromethane			Bromoform			Bromomethane			1,3-Butadiene			Butane			2-Butanone		
Screening Values (mg/m³)				750,000			0.37			450,000			11			6.9									6,400		
Location	Depth	Sample ID	Sample Date	Result (mg/m³)	Lab Qualifier	URS Qualifier	Result (mg/m³)	Lab Qualifier	URS Qualifier	Result (mg/m³)	Lab Qualifier	URS Qualifier	Result (mg/m³)	Lab Qualifier	URS Qualifier	Result (mg/m³)	Lab Qualifier	URS Qualifier	Result (mg/m³)	Lab Qualifier	URS Qualifier	Result (mg/m³)	Lab Qualifier	URS Qualifier	Result (mg/m³)	Lab Qualifier	URS Qualifier
VMP-21	5 ft	VMP-21-5-020911	2/9/2011	<4.4	U		<1.5	U		<3.1	U		<4.8	U		<1.8	U		<1	U					<1.4	U	
		VMP-21-5-020911-Dup	2/9/2011	<7.6	U		<2.5	U		<5.3	U		<8.2	U		<3.1	U		<1.8	U					<2.3	U	
		VMP-21-5-041311	4/13/2011	0.0092	J		0.84			<0.0088	U		<0.014	U		<0.0051	U		<0.0029	U		0.41			0.0021	J	
		VMP-21-5-072511	7/25/2011	0.029			0.019			<0.0092	U		<0.014	U		<0.0054	U		<0.003	U		<0.013	U		0.02		
		VMP-21-5-110111	11/1/2011	0.017			0.011			<0.0076	U		<0.012	U		<0.0044	U		<0.0025	U		<0.011	U		0.0039	J	
		VMP-21-5-012312	1/23/2012	0.008	J		0.00067	J		<0.0065	U		<0.01	U		<0.0038	U		<0.0021	U		<0.0092	U		0.0034	J	
		VMP-21-5-012312-Dup	1/23/2012	0.0092			0.00091	J		<0.006	U		<0.0092	U		<0.0035	U		<0.002	U		<0.0085	U		0.0034	J	
	10 ft	VMP-21-10-021011	2/10/2011	<4	U		<1.3	U		<2.8	U		<4.3	U		<1.6	U		<0.93	U					<1.2	U	
		VMP-21-10-041311	4/13/2011	0.14	J		0.066	J		<0.36	U		<0.55	U		<0.2	U		<0.12	U		7.6			0.046	J	
		VMP-21-10-072511	7/25/2011	0.083			0.012			<0.02	U		<0.03	U		<0.011	J	U	<0.0065	U		<0.028	U		0.01	J	
		VMP-21-10-110111	11/1/2011	0.015			0.0023	J		<0.0057	U		<0.0088	U		<0.0033	U		<0.0019	U		<0.0081	U		0.0043	J	
		VMP-21-10-012312	1/23/2012	0.022			0.017			<0.0065	U		<0.01	U		<0.0038	U		<0.0021	U		<0.0092	U		0.0041	J	
	25 ft	VMP-21-25-021011	2/10/2011	<11	U		1.7	J		<7.8	U		<12	U		<4.5	U		<2.6	U					<3.4	U	
		VMP-21-25-041411	4/14/2011	12	J		<13	U		<27	U		<42	U		<16	U		<9	U		5400			<48	U	
		VMP-21-25-041411-Dup	4/14/2011	5.2	J		<13	U		<27	U		<42	U		<16	U		<9	U		5400			<48	U	
		VMP-21-25-072611	7/26/2011	<12	U		1.3	J		<8.8	U		<14	U		<5.1	U		<2.9	U					<16	U	
		VMP-21-25-110511	11/5/2011	5	J		0.5	J		<5.6	U		<8.7	U		<3.3	U		<1.8	U		290			4.1	J	
		VMP-21-25-012412	1/24/2012	<0.11	J	U	0.027	J		<0.078	U		<0.48	U		<0.045	U		<0.026	U		0.047	J		<0.14	U	
	33 ft	VMP-21-33-021011	2/10/2011	<11	U		1.8	J		<7.8	U		<12	U		<4.5	U		<2.6	U					<3.4	U	
		VMP-21-33-041411	4/14/2011	8.8	J		<12	U		<26	U		<41	U		<15	U		<8.7	U		5200			<46	U	
		VMP-21-33-110511	11/5/2011	1.2	J		0.14	J		<1.3	U		0.27	J		<0.74	U		<0.42	U		20			0.93	J	
		VMP-21-33-012412	1/24/2012	<0.26	U		0.13		J	<0.18	U		<1.1	U		<0.11	U		<0.06	U		0.48		J	<0.32	U	
VMP-22	5 ft	VMP-22-5-021111	2/11/2011	<0.24	U		0.029	J		<0.17	U		<0.26	U		<0.1	U		<0.057	U					<0.076	U	
		VMP-22-5-041811	4/18/2011	<0.12	U		0.024	J		<0.084	U		<0.13	U		<0.049	U		<0.028	U		0.17			<0.15	U	
		VMP-22-5-072611	7/26/2011	0.026			0.12			<0.0099	U		<0.015	U		<0.0057	J	U	<0.0033	U		0.22			0.017	J	
		VMP-22-5-110111	11/1/2011	0.032			0.012			<0.0056	U		<0.0087	U		<0.0033	U		<0.0018	U		<0.008	U		0.0063	J	
		VMP-22-5-012412	1/24/2012	0.021		J	0.11		J	<0.0059	U		<0.0091	U		<0.0034	U		<0.002	U		0.024		J	0.0047	J	J
	10 ft	VMP-22-10-021111	2/11/2011	<0.12	U		0.021	J		<0.082	U		<0.13	U		<0.047	U		<0.027	U					<0.036	U	
		VMP-22-10-041811	4/18/2011	<0.12	U		0.12			<0.087	U		<0.13	U		<0.051	U		<0.029	U		0.086	J		<0.15	U	
		VMP-22-10-072611	7/26/2011	0.015		J	0.03			<0.01	U		<0.016	U		<0.0059	J	U	<0.0034	U		0.018		J	0.011	J	
		VMP-22-10-072611-Dup	7/26/2011	0.052		J	0.03			<0.012	U		<0.018	U		<0.0069	U		<0.0039	U		0.059		J	0.023		
		VMP-22-10-110211	11/2/2011	0.013			0.006			<0.0057	U		<0.0088	U		<0.0033	U		<0.0019	U		<0.0081	U		0.0033	J	
		VMP-22-10-012412	1/24/2012	0.0061	J		0.02			<0.0065	U		<0.01	U		<0.0038	U		<0.0021	U		<0.0092	U		0.011	J	
	18 ft	VMP-22-18-021111	2/11/2011	<2	U		0.67	J		<1.4	U		<2.2	U		<0.82	U		<0.47	U					<0.63	U	
		VMP-22-18-041811	4/18/2011	1.1	J		1	J		<6	U		<9.3	U		<3.5	U		<2	U		620			<11	U	
		VMP-22-18-072611	7/26/2011	<4.4	U		0.42	J		<3.1	U		<4.8	U		<1.8	U		<1	U		470			<5.4	U	
		VMP-22-18-110511	11/5/2011	0.012			0.009			<0.0061	J	U	<0.0094	J	U	<0.0036	U		<0.002	U		0.012			0.0058	J	
		VMP-22-18-012412	1/24/2012	<0.08	J	U	0.012	J	J	<0.056	U		<0.35	U		<0.033	U		<0.018	U		0.045	J	J	<0.099	U	
	38 ft	VMP-22-38-041811	4/18/2011	<26	U		<8.8	U		<18	U		<28	U		<11	U		<6.1	U		3900			<32	U	
		VMP-22-38-012512	1/25/2012	<0.08	U		0.04			<0.056	U		<0.087	U		<0.033	U		<0.018	U		0.28			<0.099	U	
VMP-23	5 ft	VMP-23-5-021511	2/15/2011	0.01	J		0.023			<0.0088	U		<0.014	U		<0.0051	U		<0.0029	U					0.0012	J	
		VMP-23-5-042111	4/21/2011	0.024	J		<0.036	U		<0.077	U		<0.12	U		<0.044	U		<0.025	U		<0.11	U		<0.14	U	
		VMP-23-5-072711	7/27/2011	0.062			0.18			<0.0088	U		<0.014	U		<0.0051	U		<0.0029	U		0.024			0.072		
		VMP-23-5-110211	11/2/2011	0.035			0.016			<0.0063	U		<0.0097	U		<0.0036	U		<0.0021	U		<0.0089	U		<0.011	U	
		VMP-23-5-012512	1/25/2012	0.019			0.023			0.0015	J		<0.0082	U		<0.0031	U		<0.0017	U		0.002	J		0.0048	J	
	10 ft	VMP-23-10-021511	2/15/2011	0.009	J		0.0014	J		0.0023	J		<0.014	U		<0.0053	U		<0.003	U					<0.004	U	
		VMP-23-10-042111	4/21/2011	<0.13	U		0.28			<0.092	U		<0.14	U		<0.054	U		<0.03	U		1.7			<0.16	U	
		VMP-23-10-072711	7/27/2011	<0.012	U		<0.004	U		<0.0084	U		<0.013	U		<0.0049	U		<0.0028	U		<0.012	U		<0.015	U	
		VMP-23-10-110211	11/2/2011	0.029			0.021			<0.0061	U		<0.0094	U		<0.0036	U		<0.002	U		<0.0087	U		0.0083	J	
		VMP-23-10-012512	1/25/2012	0.0099			0.068			<0.0052	U		<0.008	U		<0.003	U		<0.0017	U		0.0094			0.0033	J	
	25 ft	VMP-23-25-021511	2/15/2011	0.011	J		0.018			<0.0084	U		<0.013	U		<0.0049	U		<0.0028	U					<0.0037	U	
		VMP-23-25-042111	4/21/2011	0.035	J		1.6			<0.086	U		<0.13	U		<0.05	U		<0.028	U		8.2			<0.15	U	
		VMP-23-25-072711	7/27/2011	0.05			0.15			<0.0097	U		<0.015	U		<0.0056	U		<0.0032	U		<0.014	U		0.032		
		VMP-23-25-110511	11/5/2011	0.041			0.002	J		<0.0061	J	U	<0.0094	J	U	<0.0036	U		<0.002	U		<0.0087	U		0.014		
		VMP-23-25-012512	1/25/2012	0.0065	J		0.058			<0.0055	U		<0.0085	U		<0.0032	U		<0.0018	U		0.0046	J		0.0047	J	

TABLE 3 CUMULATIVE SUMMARY OF SOIL VAPOR ANALYTICAL DETECTIONS AND SCREENING RESULTS: VILLAGE - VOCS

				Carbon disulfide			Carbon tetrachloride			Chlorobenzene			Chlorodibromomethane			Chloroethane			Chloroform			Chloromethane			alpha-Chlorotoluene		
Screening Values (mg/m³)				780			0.21			69			47,000						0.11								
Location	Depth	Sample ID	Sample Date	Result (mg/m³)	Lab Qualifier	URS Qualifier	Result (mg/m³)	Lab Qualifier	URS Qualifier	Result (mg/m³)	Lab Qualifier	URS Qualifier	Result (mg/m³)	Lab Qualifier	URS Qualifier	Result (mg/m³)	Lab Qualifier	URS Qualifier	Result (mg/m³)	Lab Qualifier	URS Qualifier	Result (mg/m³)	Lab Qualifier	URS Qualifier	Result (mg/m³)	Lab Qualifier	URS Qualifier
VMP-21	5 ft	VMP-21-5-020911	2/9/2011	<1.4	U		<2.9	U		<2.1	U		<4	U		<1.2	U		<2.3	U		<3.8	U		<2.4	U	
		VMP-21-5-020911-Dup	2/9/2011	<2.5	U		<5	U		<3.6	U		<6.8	U		<2.1	U		<3.9	U		<6.6	U		<4.1	U	
		VMP-21-5-041311	4/13/2011	0.0064	J		<0.0083	U		<0.0061	J	U	<0.011	U		<0.014	U		<0.0064	U		<0.011	U		0.001	J	
		VMP-21-5-072511	7/25/2011	<0.017	J	U	<0.0087	U		<0.0064	J	U	<0.012	U		<0.014	U		<0.0067	U		<0.011	U		<0.0071	U	UJ
		VMP-21-5-110111	11/1/2011	<0.014	J	U	<0.0072	U		<0.0052	U		<0.0097	U		<0.012	U		<0.0056	U		<0.0094	U		<0.0059	U	
		VMP-21-5-012312	1/23/2012	<0.012	J	U	<0.0061	U		<0.0045	J	U	<0.0083	U		<0.01	U		<0.0047	U		<0.008	U		<0.005	U	
		VMP-21-5-012312-Dup	1/23/2012	<0.011	J	U	<0.0056	U		<0.0041	J	U	<0.0076	U		<0.0094	U		<0.0044	U		<0.0074	U		<0.0046	U	
	10 ft	VMP-21-10-021011	2/10/2011	<1.3	U		<2.6	U		<1.9	U		<3.6	U		<1.1	U		<2	U		<3.5	U		<2.2	U	
		VMP-21-10-041311	4/13/2011	0.065	J		<0.33	U		<0.24	U		<0.45	U		<0.56	U		<0.26	U		<0.44	U		<0.27	U	
		VMP-21-10-072511	7/25/2011	<0.036	J	U	<0.018	U		<0.013	J	U	<0.025	U		<0.031	U		<0.014	U		<0.024	U		<0.015	U	UJ
		VMP-21-10-110111	11/1/2011	<0.011	J	U	<0.0054	U		<0.0039	U		<0.0073	U		<0.009	U		<0.0042	U		<0.0071	U		<0.0044	U	
		VMP-21-10-012312	1/23/2012	<0.012	J	U	<0.0061	U		<0.0045	J	U	<0.0083	U		<0.01	U		<0.0047	U		<0.008	U		<0.005	U	
	25 ft	VMP-21-25-021011	2/10/2011	<3.6	U		<7.3	U		<5.4	U		<9.9	U		<3.1	U		<5.7	U		<9.6	U		<6	U	
		VMP-21-25-041411	4/14/2011	<13	U		<26	U		<19	U		<35	U		<43	U		<20	U		<34	U		<21	U	
		VMP-21-25-041411-Dup	4/14/2011	<13	U		<26	U		<19	U		<35	U		<43	U		<20	U		<34	U		<21	U	
		VMP-21-25-072611	7/26/2011	<4.1	U		<8.3	U		<6.1	U		<11	U		<14	U		<6.4	U		<11	U		<6.8	U	UJ
		VMP-21-25-110511	11/5/2011	4.5	J		<5.3	U		2	J		<7.2	U		<8.9	U		<4.1	U		<6.9	U		<4.3	U	
		VMP-21-25-012412	1/24/2012	<0.036	U		<0.073	U		<0.053	U		<0.099	U		<0.12	U		<0.057	U		<0.096	U		<0.24	U	
	33 ft	VMP-21-33-021011	2/10/2011	<3.6	U		<7.3	U		<5.4	U		<9.9	U		<3.1	U		<5.7	U		<9.6	U		<6	U	
		VMP-21-33-041411	4/14/2011	<12	U		<25	U		<18	U		<34	U		<42	U		<19	U		<32	U		<20	U	
		VMP-21-33-110511	11/5/2011	1.1	J		<1.2	U		0.52	J		<1.6	U		<2	U		<0.93	U		<1.6	U		<0.99	U	
		VMP-21-33-012412	1/24/2012	<0.085	U		<0.17	U		<0.12	U		<0.23	U		<0.29	U		<0.13	U		<0.22	U		<0.57	U	
VMP-22	5 ft	VMP-22-5-021111	2/11/2011	<0.08	U		<0.16	U		<0.12	U		<0.22	U		<0.068	U		<0.12	U		<0.21	U		<0.13	U	
		VMP-22-5-041811	4/18/2011	<0.039	U		<0.079	U		<0.058	U		<0.11	U		<0.13	U		<0.062	U		<0.1	U		<0.065	U	
		VMP-22-5-072611	7/26/2011	<0.018	J	U	<0.0093	U		<0.0068	J	U	<0.013	U		<0.016	U		<0.0072	U		<0.012	U		<0.0077	U	UJ
		VMP-22-5-110111	11/1/2011	<0.01	J	U	<0.0053	U		<0.0039	U		<0.0072	U		<0.0089	U		0.0018	J		0.0018	J		<0.0043	U	
		VMP-22-5-012412	1/24/2012	<0.011	J	U	<0.0056	U		<0.0041	J	U	<0.0075	U		<0.0093	U		<0.0043	U		<0.0073	U		<0.0046	U	
	10 ft	VMP-22-10-021111	2/11/2011	<0.038	U		<0.077	U		<0.056	U		<0.1	U		<0.032	U		<0.06	U		<0.1	U		<0.063	U	
		VMP-22-10-041811	4/18/2011	<0.041	U		<0.082	U		<0.06	U		<0.11	U		<0.14	U		<0.064	U		<0.11	U		<0.068	U	
		VMP-22-10-072611	7/26/2011	<0.019	J	U	<0.0095	U		<0.007	J	U	<0.013	U		<0.016	U		0.012			<0.012	U		<0.0078	U	UJ
		VMP-22-10-072611-Dup	7/26/2011	<0.022	J	U	<0.011	U		<0.0082	J	U	<0.015	U		<0.019	U		0.012			<0.015	U		<0.0092	U	UJ
		VMP-22-10-110211	11/2/2011	<0.011	J	U	<0.0054	U		<0.0039	U		<0.0073	U		<0.009	U		0.014			<0.0071	U		<0.0044	U	
		VMP-22-10-012412	1/24/2012	<0.012	J	U	<0.0061	U		<0.0045	J	U	<0.0083	U		<0.01	U		0.0071			<0.008	U		<0.005	U	
	18 ft	VMP-22-18-021111	2/11/2011	<0.66	U		<1.3	U		<0.98	U		<1.8	U		<0.56	U		<1	U		<1.8	U		<1.1	U	
		VMP-22-18-041811	4/18/2011	<2.8	U		<5.7	U		<4.1	U		<7.7	U		<9.5	U		<4.4	U		<7.4	U		<4.6	U	
		VMP-22-18-072611	7/26/2011	<1.4	U		<2.9	U		<2.1	U		<3.9	U		<4.8	U		<2.2	U		<3.8	U		<2.4	U	UJ
		VMP-22-18-110511	11/5/2011	<0.011	J	U	0.0007	J		<0.0042	J	U	<0.0078	U		<0.0096	U		0.094			<0.0076	U		<0.0047	U	
		VMP-22-18-012412	1/24/2012	<0.026	U		<0.053	U		<0.039	U		<0.072	U		<0.089	U		<0.041	U		<0.069	U		<0.17	U	
	38 ft	VMP-22-38-041811	4/18/2011	<8.6	U		<17	U		<13	U		<24	U		<29	U		<13	U		<23	U		<14	U	
		VMP-22-38-012512	1/25/2012	<0.1	U		<0.053	U		<0.039	U		<0.072	U		<0.089	U		<0.041	U		<0.069	U		<0.043	U	
VMP-23	5 ft	VMP-23-5-021511	2/15/2011	<0.0041	J	U	<0.0083	U		<0.0061	U		<0.011	U		<0.0035	U		0.0013	J		<0.011	U		<0.0068	U	
		VMP-23-5-042111	4/21/2011	<0.036	U		<0.072	U		<0.053	U		<0.098	U		<0.12	U		<0.056	U		<0.094	U		<0.059	U	
		VMP-23-5-072711	7/27/2011	0.0032	J		<0.0083	U		<0.0061	U		<0.011	U		<0.014	U		<0.0064	U		<0.011	U		<0.0068	U	
		VMP-23-5-110211	11/2/2011	<0.012	J	U	<0.0059	U		<0.0043	U		<0.008	U		<0.0099	U		<0.0046	U		<0.0077	U		<0.0048	U	
		VMP-23-5-012512	1/25/2012	<0.0098	U		<0.005	U		<0.0036	U		<0.0067	U		<0.0083	U		0.0022	J		<0.0065	U		<0.0041	U	
	10 ft	VMP-23-10-021511	2/15/2011	<0.0042	U		<0.0086	U		<0.0063	J	U	<0.012	U		<0.0036	U		0.0015	J		<0.011	U		0.0012	J	
		VMP-23-10-042111	4/21/2011	<0.043	U		<0.087	U		<0.064	U		<0.12	U		<0.14	U		<0.067	U		<0.11	U		<0.071	U	
		VMP-23-10-072711	7/27/2011	<0.016	U		<0.0079	U		<0.0058	U		<0.011	U		<0.013	U		<0.0062	U		<0.01	U		<0.0065	U	
		VMP-23-10-110211	11/2/2011	<0.011	J	U	<0.0058	U		<0.0042	U		<0.0078	U		<0.0096	U		<0.0045	U		<0.0076	U		<0.0047	U	
		VMP-23-10-012512	1/25/2012	<0.0096	U		<0.0049	U		<0.0036	U		<0.0066	U		<0.0082	U		0.0067			<0.0064	U		<0.004	U	
	25 ft	VMP-23-25-021511	2/15/2011	<0.0039	U		<0.0079	U		<0.0058	U		<0.011	U		<0.0033	U		<0.0062	U		<0.01	U		<0.0065	U	
		VMP-23-25-042111	4/21/2011	<0.04	U		<0.081	U		<0.059	U		<0.11	U		<0.14	U		<0.063	U		<0.11	U		<0.067	U	
		VMP-23-25-072711	7/27/2011	0.0077	J		<0.0091	U		<0.0066	U		<0.012	U		<0.015	U		<0.007	U		<0.012	U		<0.0075	U	
		VMP-23-25-110511	11/5/2011	<0.011	J	U	<0.0058	U		<0.0042	J	U	<0.0078	U		<0.0096	U		<0.0045	U		<0.0076	U		<0.0047	U	
		VMP-23-25-012512	1/25/2012	<0.01	U		<0.0052	U		<0.0038	U		<0.007	U		<0.0086	U		0.0027	J		<0.0068	U		<0.0042	U	

See last page of table for notes.

TABLE 3 CUMULATIVE SUMMARY OF SOIL VAPOR ANALYTICAL DETECTIONS AND SCREENING RESULTS: VILLAGE - VOCS

				Cyclohexane			1,2-Dibromoethane			1,2-Dichlorobenzene			1,3-Dichlorobenzene			1,4-Dichlorobenzene			1,1-Dichloroethane			1,2-Dichloroethane		
Screening Values (mg/m³)							0.011			290						1,200			690			0.099		
Location	Depth	Sample ID	Sample Date	Result (mg/m³)	Lab Qualifier	URS Qualifier	Result (mg/m³)	Lab Qualifier	URS Qualifier	Result (mg/m³)	Lab Qualifier	URS Qualifier	Result (mg/m³)	Lab Qualifier	URS Qualifier	Result (mg/m³)	Lab Qualifier	URS Qualifier	Result (mg/m³)	Lab Qualifier	URS Qualifier	Result (mg/m³)	Lab Qualifier	URS Qualifier
VMP-21	5 ft	VMP-21-5-020911	2/9/2011	94			<3.6	U		<2.8	U		<2.8	U		<2.8	U		<1.9	U		<1.9	U	
		VMP-21-5-020911-Dup	2/9/2011	77			<6.1	U		<4.8	U		<4.8	U		<4.8	U		<3.2	U		<3.2	U	
		VMP-21-5-041311	4/13/2011	0.4			<0.01	U		<0.0079	U		<0.0079	U		<0.0079	J	U	<0.0053	U		<0.0053	U	
		VMP-21-5-072511	7/25/2011	<0.0048	U		<0.011	U		<0.0083	U		0.0013	J		<0.0083	J	U	<0.0056	U		<0.0056	U	
		VMP-21-5-110111	11/1/2011	0.0095			<0.0088	U		<0.0068	U		<0.0068	U		<0.0068	U		<0.0046	U		<0.0046	U	
		VMP-21-5-012312	1/23/2012	<0.0033	U		<0.0074	U		<0.0058	U		<0.0058	J	U	<0.0058	U		0.0034	J		<0.0039	U	
		VMP-21-5-012312-Dup	1/23/2012	<0.0031	U		<0.0069	U		<0.0054	U		<0.0054	J	U	<0.0054	U		0.00082	J		<0.0036	U	
	10 ft	VMP-21-10-021011	2/10/2011	72			<3.2	U		<2.5	U		<2.5	U		<2.5	U		<1.7	U		<1.7	U	
		VMP-21-10-041311	4/13/2011	0.5			<0.41	U		<0.32	U		<0.32	U		<0.32	U		<0.21	U		<0.21	U	
		VMP-21-10-072511	7/25/2011	<0.01	U		<0.022	J	U	<0.018	J	U	0.0033	J		<0.018	J	U	<0.012	U		<0.012	U	
		VMP-21-10-110111	11/1/2011	<0.0029	U		<0.0066	U		<0.0051	U		<0.0051	U		<0.0051	U		<0.0035	U		<0.0035	U	
		VMP-21-10-012312	1/23/2012	0.00092	J		<0.0074	U		<0.0058	U		<0.0058	U		<0.0058	U		<0.0039	U		<0.0039	U	
	25 ft	VMP-21-25-021011	2/10/2011	370			<9	U		<7	U		<7	U		<7	U		<4.7	U		<4.7	U	
		VMP-21-25-041411	4/14/2011	300			<31	U		<24	U		<24	U		<24	U		<16	U		<16	U	
		VMP-21-25-041411-Dup	4/14/2011	300			<31	U		<24	U		<24	U		<24	U		<16	U		<16	U	
		VMP-21-25-072611	7/26/2011	290			<10	U		<7.9	U		<7.9	U		<7.9	U		<5.3	U		<5.3	U	
		VMP-21-25-110511	11/5/2011	6.2			<6.4	U		<5	U		<5	U		<5	U		<3.4	U		<3.4	U	
		VMP-21-25-012412	1/24/2012	0.0057	J		<0.089	U		<0.07	U		<0.07	U		<0.07	U		<0.047	U		<0.047	U	
	33 ft	VMP-21-33-021011	2/10/2011	410			<9	U		<7	U		<7	U		<7	U		<4.7	U		<4.7	U	
		VMP-21-33-041411	4/14/2011	290			<30	U		<24	U		<24	U		<24	U		<16	U		<16	U	
		VMP-21-33-110511	11/5/2011	0.38	J		<1.5	U		<1.1	U		<1.1	U		<1.1	U		<0.77	U		<0.77	U	
		VMP-21-33-012412	1/24/2012	0.38		J	<0.21	U		<0.16	U		<0.16	U		<0.16	U		<0.11	U		<0.11	U	
VMP-22	5 ft	VMP-22-5-021111	2/11/2011	<0.088	U		<0.2	U		<0.15	U		<0.15	U		<0.15	U		<0.1	U		<0.1	U	
		VMP-22-5-041811	4/18/2011	<0.043	U		<0.097	U		<0.076	U		<0.076	U		<0.076	U		<0.051	U		<0.051	U	
		VMP-22-5-072611	7/26/2011	0.021			<0.011	J	U	<0.0089	J	U	0.0033	J		<0.0089	J	U	<0.006	U		<0.006	J	U
		VMP-22-5-110111	11/1/2011	<0.0029	U		<0.0064	U		<0.005	U		<0.005	U		<0.005	U		<0.0034	U		<0.0034	U	
		VMP-22-5-012412	1/24/2012	0.29		J	<0.0068	U		<0.0053	U		<0.0053	J	U	<0.0053	U		<0.0036	U		<0.0036	U	
	10 ft	VMP-22-10-021111	2/11/2011	0.19			<0.094	U		<0.073	U		<0.073	U		<0.073	U		<0.049	U		<0.049	U	
		VMP-22-10-041811	4/18/2011	<0.045	U		<0.1	U		<0.078	U		<0.078	U		<0.078	U		<0.053	U		<0.053	U	
		VMP-22-10-072611	7/26/2011	0.0046	J		<0.012	J	U	<0.0091	J	U	0.0028	J		<0.0091	J	U	<0.0061	U		<0.0061	U	
		VMP-22-10-072611-Dup	7/26/2011	0.0063			<0.014	J	U	<0.011	J	U	0.0027	J		<0.011	J	U	<0.0072	U		<0.0072	U	
		VMP-22-10-110211	11/2/2011	<0.0029	U		<0.0066	U		<0.0051	U		<0.0051	U		<0.0051	U		<0.0035	U		<0.0035	U	
		VMP-22-10-012412	1/24/2012	0.001	J		<0.0074	U		<0.0058	U		<0.0058	J	U	<0.0058	U		<0.0039	U		<0.0039	U	
	18 ft	VMP-22-18-021111	2/11/2011	65			<1.6	U		<1.3	U		<1.3	U		<1.3	U		<0.86	U		<0.86	U	
		VMP-22-18-041811	4/18/2011	58			<6.9	U		<5.4	U		<5.4	U		<5.4	U		<3.6	U		<3.6	U	
		VMP-22-18-072611	7/26/2011	39			<3.5	U		<2.8	U		<2.8	U		<2.8	U		<1.9	U		<1.9	U	
		VMP-22-18-110511	11/5/2011	<0.0031	U		<0.007	U		<0.0055	U		<0.0055	U		<0.0055	U		<0.0037	U		<0.0037	U	
		VMP-22-18-012412	1/24/2012	<0.029	U		<0.064	U		<0.05	U		<0.05	U		<0.05	U		<0.034	U		<0.034	U	
	38 ft	VMP-22-38-041811	4/18/2011	240			<21	U		<16	U		<16	U		<16	U		<11	U		<11	U	
		VMP-22-38-012512	1/25/2012	<0.029	U		<0.064	U		<0.05	U		<0.05	U		<0.05	U		<0.034	U		<0.034	U	
VMP-23	5 ft	VMP-23-5-021511	2/15/2011	0.0054			<0.01	U		<0.0079	U		<0.0079	U		<0.0079	J	U	<0.0053	U		<0.0053	U	
		VMP-23-5-042111	4/21/2011	<0.039	U		<0.088	U		<0.069	U		<0.069	U		<0.069	U		<0.046	U		<0.046	U	
		VMP-23-5-072711	7/27/2011	0.0068			<0.01	U		<0.0079	U		<0.0079	U		<0.0079	U		<0.0053	U		<0.0053	U	
		VMP-23-5-110211	11/2/2011	<0.0032	U		<0.0072	U		<0.0056	U		<0.0056	U		<0.0056	U		<0.0038	U		<0.0038	U	
		VMP-23-5-012512	1/25/2012	0.0022	J		<0.0061	U		<0.0047	U		<0.0048	U		0.0012	J		<0.0032	U		<0.0032	U	
	10 ft	VMP-23-10-021511	2/15/2011	0.0044	J		<0.01	U		0.0024	J		<0.0082	J	U	<0.0082	J	U	<0.0055	U		<0.0055	U	
		VMP-23-10-042111	4/21/2011	0.94			<0.11	U		<0.083	U		<0.083	U		<0.083	U		<0.056	U		<0.056	U	
		VMP-23-10-072711	7/27/2011	<0.0043	U		<0.0097	U		<0.0076	U		<0.0076	U		<0.0076	U		<0.0051	U		<0.0051	U	
		VMP-23-10-110211	11/2/2011	<0.0031	U		<0.007	U		<0.0055	U		<0.0055	U		<0.0055	U		<0.0037	U		<0.0037	U	
		VMP-23-10-012512	1/25/2012	0.2			<0.006	U		<0.0046	U		<0.0046	U		<0.0046	U		<0.0031	U		<0.0031	U	
	25 ft	VMP-23-25-021511	2/15/2011	0.0032	J		<0.0097	U		<0.0076	U		<0.0076	U		0.0012	J		<0.0051	U		<0.0051	U	
		VMP-23-25-042111	4/21/2011	1.2			<0.099	U		<0.078	U		<0.078	U		<0.078	U		<0.052	U		<0.052	U	
		VMP-23-25-072711	7/27/2011	0.0026	J		0.0026	J		0.003	J		0.0035	J		0.0043	J		<0.0058	U		<0.0058	U	
		VMP-23-25-110511	11/5/2011	<0.0031	U		<0.007	U		<0.0055	U		<0.0055	U		<0.0055	U		<0.0037	U		<0.0037	U	
		VMP-23-25-012512	1/25/2012	0.15			<0.0063	U		<0.0049	U		<0.0049	U		<0.0049	U		<0.0033	U		<0.0033	U	

TABLE 3 CUMULATIVE SUMMARY OF SOIL VAPOR ANALYTICAL DETECTIONS AND SCREENING RESULTS: VILLAGE - VOCS

				1,1-Dichloroethene			cis-1,2-Dichloroethene			Dichlorodifluoromethane			Dichloromethane (Methylene chloride)			1,2-Dichloropropane			trans-1,3-Dichloropropene			1,4-Dioxane		
Screening Values (mg/m³)				240			1,100,000						5.6			0.062			0.9			0.22		
Location	Depth	Sample ID	Sample Date	Result (mg/m³)	Lab Qualifier	URS Qualifier	Result (mg/m³)	Lab Qualifier	URS Qualifier	Result (mg/m³)	Lab Qualifier	URS Qualifier	Result (mg/m³)	Lab Qualifier	URS Qualifier	Result (mg/m³)	Lab Qualifier	URS Qualifier	Result (mg/m³)	Lab Qualifier	URS Qualifier	Result (mg/m³)	Lab Qualifier	URS Qualifier
VMP-21	5 ft	VMP-21-5-020911	2/9/2011	<1.8	U		<1.8	U		<2.3	U		<1.6	U		<2.2	U		<2.1	U		<6.7	U	
		VMP-21-5-020911-Dup	2/9/2011	<3.2	U		<3.2	U		<3.9	U		<2.8	U		<3.7	U		<3.6	U		<11	U	
		VMP-21-5-041311	4/13/2011	<0.0052	U		<0.0052	U		0.0025	J		0.00076	J		<0.0061	U		<0.006	U		<0.019	U	
		VMP-21-5-072511	7/25/2011	<0.0055	U		<0.0055	U		0.0023	J		<0.0048	J	U	<0.0064	U		<0.0063	J	UJ	0.0076	J	
		VMP-21-5-110111	11/1/2011	<0.0045	U		<0.0045	U		0.0022	J		<0.004	J	U	<0.0053	U		<0.0052	U		<0.016	U	
		VMP-21-5-012312	1/23/2012	<0.0038	U		<0.0038	U		0.0035	J		<0.0034	J	U	<0.0045	U		<0.0044	J	U	<0.014	U	
		VMP-21-5-012312-Dup	1/23/2012	<0.0035	U		<0.0035	U		0.0031	J		<0.0031	J	U	<0.0041	U		<0.0041	U		<0.013	U	
	10 ft	VMP-21-10-021011	2/10/2011	<1.7	U		<1.7	U		<2.1	U		<1.4	U		<1.9	U		<1.9	U		<6	U	
		VMP-21-10-041311	4/13/2011	<0.21	U		<0.21	U		<0.26	U		0.072	J		<0.24	U		<0.24	U		<0.76	U	
		VMP-21-10-072511	7/25/2011	<0.012	U		<0.012	U		0.0025	J		0.0093	J		<0.014	U		<0.013	J	UJ	<0.042	U	
		VMP-21-10-110111	11/1/2011	<0.0034	U		<0.0034	U		0.0022	J		0.0038			<0.004	U		<0.0039	U		<0.012	U	
		VMP-21-10-012312	1/23/2012	<0.0038	U		<0.0038	U		0.0026	J		0.0047			<0.0045	U		<0.0044	J	U	<0.014	U	
	25 ft	VMP-21-25-021011	2/10/2011	<4.6	U		<4.6	U		<5.8	U		<4	U		<5.4	U		<5.3	U		<17	U	
		VMP-21-25-041411	4/14/2011	<16	U		<16	U		<20	U		<14	U	UJ	<19	U		<18	U		<59	U	
		VMP-21-25-041411-Dup	4/14/2011	<16	U		<16	U		<20	U		<14	U	UJ	<19	U		<18	U		<59	U	
		VMP-21-25-072611	7/26/2011	<5.2	U		<5.2	U		<6.5	U		<4.6	U		<6.1	U		<6	U	UJ	<19	U	
		VMP-21-25-110511	11/5/2011	<3.3	U		<3.3	U		<4.2	U		2.4	J		<3.9	U		<3.8	U		<12	U	
		VMP-21-25-012412	1/24/2012	<0.046	U		<0.046	U		<0.057	U		<0.04	U		<0.054	U		<0.053	U		<0.17	U	
	33 ft	VMP-21-33-021011	2/10/2011	<4.6	U		<4.6	U		<5.8	U		<4	U		<5.4	U		<5.3	U		<17	U	
		VMP-21-33-041411	4/14/2011	<16	U		<16	U		<19	U		<14	U	UJ	<18	U		<18	U		<57	U	
		VMP-21-33-110511	11/5/2011	<0.76	U		<0.76	U		<0.94	U		0.54	J		<0.88	U		<0.87	U		<2.8	U	
		VMP-21-33-012412	1/24/2012	<0.11	U		<0.11	U		<0.14	U		<0.095	U		<0.13	U		<0.12	U		<0.39	U	
VMP-22	5 ft	VMP-22-5-021111	2/11/2011	<0.1	U		<0.1	U		<0.13	U		<0.089	U		<0.12	U		<0.12	U		<0.37	U	
		VMP-22-5-041811	4/18/2011	<0.05	U		<0.05	U		<0.062	U		<0.044	U	UJ	<0.058	U		<0.057	U		<0.18	U	
		VMP-22-5-072611	7/26/2011	<0.0059	U		<0.0059	U		0.0023	J		0.0022	J		<0.0068	U		<0.0067	J	UJ	<0.021	U	
		VMP-22-5-110111	11/1/2011	<0.0033	U		<0.0033	U		0.0021	J		<0.0029	J	U	<0.0039	U		<0.0038	U		0.07		
		VMP-22-5-012412	1/24/2012	<0.0035	U		<0.0035	U		0.0031	J	J	<0.0031	J	U	<0.0041	U		<0.004	J	U	<0.013	U	
	10 ft	VMP-22-10-021111	2/11/2011	<0.048	U		<0.048	U		<0.06	U		<0.042	U		<0.056	U		<0.055	U		<0.18	U	
		VMP-22-10-041811	4/18/2011	<0.052	U		<0.052	U		<0.064	U		<0.045	U	UJ	<0.06	U		<0.059	U		<0.19	U	
		VMP-22-10-072611	7/26/2011	<0.006	U		<0.006	U		0.0023	J		<0.0053	J	U	<0.007	U		<0.0069	J	UJ	<0.022	U	
		VMP-22-10-072611-Dup	7/26/2011	<0.007	U		<0.007	U		0.0019	J		<0.0062	J	U	<0.0082	U		<0.0081	J	UJ	<0.026	U	
		VMP-22-10-110211	11/2/2011	<0.0034	U		<0.0034	U		0.0024	J		<0.003	J	U	<0.004	U		<0.0039	U		<0.012	U	
		VMP-22-10-012412	1/24/2012	<0.0038	U		<0.0038	U		0.0032	J		<0.0034	J	U	<0.0045	U		<0.0044	J	U	<0.014	U	
	18 ft	VMP-22-18-021111	2/11/2011	<0.84	U		<0.84	U		<1	U		<0.74	U		<0.98	U		<0.96	U		<3.1	U	
		VMP-22-18-041811	4/18/2011	<3.6	U		<3.6	U		<4.4	U		<3.1	U	UJ	<4.2	U		<4.1	U		<13	U	
		VMP-22-18-072611	7/26/2011	<1.8	U		<1.8	U		<2.3	U		<1.6	U		<2.1	U		<2.1	U	UJ	<6.6	U	
		VMP-22-18-110511	11/5/2011	<0.0036	U		<0.0036	U		0.0024	J		0.0018	J		<0.0042	U		<0.0042	U		0.0014	J	
		VMP-22-18-012412	1/24/2012	<0.033	U		<0.033	U		<0.042	U		<0.029	U		<0.039	U		<0.038	U		<0.12	U	
	38 ft	VMP-22-38-041811	4/18/2011	<11	U		<11	U		<14	U		<9.6	U	UJ	<13	U		<12	U		<40	U	
		VMP-22-38-012512	1/25/2012	<0.033	U		<0.033	U		<0.042	U		<0.029	U		<0.039	U		<0.038	U		<0.12	U	
VMP-23	5 ft	VMP-23-5-021511	2/15/2011	<0.0052	U		<0.0052	U		0.0021	J		<0.0046	U		<0.0061	U		<0.006	U		<0.019	U	
		VMP-23-5-042111	4/21/2011	<0.045	U		<0.045	U		<0.057	U		<0.04	U		<0.053	U		<0.052	U		<0.16	U	
		VMP-23-5-072711	7/27/2011	<0.0052	U		<0.0052	U		0.0016	J		0.0063			<0.0061	U		<0.006	U		0.0088	J	
		VMP-23-5-110211	11/2/2011	<0.0037	U		<0.0037	U		0.002	J		<0.0032	J	U	<0.0043	U		<0.0042	U		<0.013	U	
		VMP-23-5-012512	1/25/2012	<0.0031	U		<0.0031	U		0.0027	J		0.0015	J		<0.0036	U		<0.0036	U		<0.011	U	
	10 ft	VMP-23-10-021511	2/15/2011	<0.0054	U		<0.0054	U		<0.0068	U		<0.0047	U		<0.0063	U		<0.0062	U		0.0028	J	
		VMP-23-10-042111	4/21/2011	<0.055	U		<0.055	U		<0.068	U		<0.048	U		<0.064	U		<0.063	U		<0.2	U	
		VMP-23-10-072711	7/27/2011	<0.005	U		<0.005	U		<0.0062	U		<0.0044	U		<0.0058	U		<0.0057	U		<0.018	U	
		VMP-23-10-110211	11/2/2011	<0.0036	U		<0.0036	U		0.0019	J		<0.0032	U		<0.0042	U		<0.0042	U		<0.013	U	
		VMP-23-10-012512	1/25/2012	<0.0031	U		<0.0031	U		0.0023	J		0.0037			<0.0036	U		<0.0035	U		<0.011	U	
	25 ft	VMP-23-25-021511	2/15/2011	<0.005	U		<0.005	U		<0.0062	U		<0.0044	U		<0.0058	U		<0.0057	U		<0.018	U	
		VMP-23-25-042111	4/21/2011	<0.051	U		<0.051	U		<0.064	U		<0.045	U		<0.06	U		<0.058	U		<0.18	U	
		VMP-23-25-072711	7/27/2011	<0.0057	U		<0.0057	U		<0.0071	U		<0.005	U		<0.0067	U		<0.0066	U		0.0057	J	
		VMP-23-25-110511	11/5/2011	<0.0036	U		<0.0036	U		0.0015	J		0.0052			<0.0042	U		<0.0042	U		<0.013	U	
		VMP-23-25-012512	1/25/2012	<0.0032	U		<0.0032	U		0.002	J		0.0015	J		<0.0038	U		<0.0037	U		<0.012	U	

See last page of table for notes.

TABLE 3 CUMULATIVE SUMMARY OF SOIL VAPOR ANALYTICAL DETECTIONS AND SCREENING RESULTS: VILLAGE - VOCS

				Ethanol			Ethylbenzene			4-Ethyltoluene			Freon 113			Heptane			Hexachlorobutadiene			Hexane		
Screening Values (mg/m³)							1,400																	
Location	Depth	Sample ID	Sample Date	Result (mg/m³)	Lab Qualifier	URS Qualifier	Result (mg/m³)	Lab Qualifier	URS Qualifier	Result (mg/m³)	Lab Qualifier	URS Qualifier	Result (mg/m³)	Lab Qualifier	URS Qualifier	Result (mg/m³)	Lab Qualifier	URS Qualifier	Result (mg/m³)	Lab Qualifier	URS Qualifier	Result (mg/m³)	Lab Qualifier	URS Qualifier
VMP-21	5 ft	VMP-21-5-020911	2/9/2011	<3.5	U		<2	U		<2.3	U		<3.6	U		16			<20	U		150		
		VMP-21-5-020911-Dup	2/9/2011	<6	U		<3.4	U		<3.9	U		<6.1	U		12			<34	U		120		
		VMP-21-5-041311	4/13/2011	<0.0099	J	U	0.0099			0.0014	J		<0.01	U		0.63			<0.056	U		1.4		
		VMP-21-5-072511	7/25/2011	0.017			0.0017	J		0.0018	J		<0.01	U		0.0025	J		<0.059	U		0.0019	J	
		VMP-21-5-110111	11/1/2011	0.019			0.028			0.03			<0.0087	U		0.0049			<0.049	U		0.0056		
		VMP-21-5-012312	1/23/2012	0.017			0.00056	J		0.00074	J		<0.0074	U		0.0011	J		<0.041	U		0.001	J	
		VMP-21-5-012312-Dup	1/23/2012	0.0088			0.00066	J		0.00086	J		<0.0068	U		0.00068	J		<0.038	U		0.001	J	
	10 ft	VMP-21-10-021011	2/10/2011	<3.2	U		<1.8	U		<2.1	U		<3.2	U		14			<18	U		130		
		VMP-21-10-041311	4/13/2011	<0.4	U		<0.23	U		<0.26	U		<0.41	U		<0.22	U		<2.3	U		0.16	J	
		VMP-21-10-072511	7/25/2011	0.085			<0.013	U		<0.014	U		<0.022	U		0.008	J		<0.12	U		0.0041	J	
		VMP-21-10-110111	11/1/2011	0.025			<0.0037	U		<0.0042	U		<0.0066	U		<0.0035	U		<0.036	U		<0.003	U	
		VMP-21-10-012312	1/23/2012	0.015			0.00084	J		0.00064	J		<0.0074	U		0.0017	J		<0.041	U		0.0015	J	
	25 ft	VMP-21-25-021011	2/10/2011	<8.8	U		<5	U		<5.7	U		<8.9	U		380			<50	U		1200		
		VMP-21-25-041411	4/14/2011	<31	U		<18	U		<20	U		<31	U		310			<170	U		820		
		VMP-21-25-041411-Dup	4/14/2011	<31	U		<18	U		<20	U		<31	U		320			<170	U		820		
		VMP-21-25-072611	7/26/2011	<9.9	U		<5.7	U		<6.5	U		<10	U		230			<56	U		680		
		VMP-21-25-110511	11/5/2011	2.9	J		<3.6	U		<4.1	U		<6.4	U		3.4	J		<36	U		5.8		
		VMP-21-25-012412	1/24/2012	<0.087	J	U	<0.05	U		<0.057	U		<0.089	U		<0.048	U		<0.49	U		<0.041	U	
	33 ft	VMP-21-33-021011	2/10/2011	<8.8	U		<5	U		<5.7	U		<8.9	U		530			<50	U		1400		
		VMP-21-33-041411	4/14/2011	3.8	J		<17	U		<19	U		<30	U		330			<170	U		880		
		VMP-21-33-110511	11/5/2011	0.5	J		<0.83	U		<0.94	U		<1.5	U		0.34	J		<8.1	U		0.62	J	
		VMP-21-33-012412	1/24/2012	<0.21	U		<0.12	U		<0.13	U		<0.21	U		<0.11	U		<1.2	U		0.62		J
VMP-22	5 ft	VMP-22-5-021111	2/11/2011	<0.19	U		<0.11	U		<0.13	U		<0.2	U		<0.1	U		<1.1	U		<0.09	U	
		VMP-22-5-041811	4/18/2011	<0.095	U		<0.055	U		<0.062	U		<0.096	U		<0.052	U		<0.54	U		<0.044	U	
		VMP-22-5-072611	7/26/2011	0.029			0.0022	J		<0.0073	U		<0.011	U		0.017			<0.063	J	U	0.059		
		VMP-22-5-110111	11/1/2011	0.023			0.00096	J		<0.0041	U		<0.0064	U		<0.0034	U		<0.036	U		<0.003	U	
		VMP-22-5-012412	1/24/2012	0.0094		J	0.0079		J	0.00079	J	J	<0.0068	U		0.28		J	<0.038	U		0.7		J
	10 ft	VMP-22-10-021111	2/11/2011	<0.092	U		<0.053	U		<0.06	U		<0.094	U		<0.05	U		<0.52	U		0.084		
		VMP-22-10-041811	4/18/2011	<0.098	U		<0.057	U		<0.064	U		<0.1	U		<0.053	U		<0.56	U		<0.046	U	
		VMP-22-10-072611	7/26/2011	0.056			0.0017	J		<0.0074	U		<0.012	U		0.0051	J		<0.065	U		<0.0053	U	UJ
		VMP-22-10-072611-Dup	7/26/2011	0.039			0.0017	J		0.0027	J		<0.014	U		<0.0073	U		<0.076	U		0.022		J
		VMP-22-10-110211	11/2/2011	0.01			<0.0037	U		<0.0042	U		<0.0066	U		<0.0035	U		<0.036	U		<0.003	U	
		VMP-22-10-012412	1/24/2012	0.023			0.001	J		0.00057	J		<0.0074	U		0.0028	J		<0.041	U		0.0019	J	
	18 ft	VMP-22-18-021111	2/11/2011	<1.6	U		<0.92	U		<1	U		<1.6	U		<0.87	U		<9.1	U		17		
		VMP-22-18-041811	4/18/2011	<6.8	U		<3.9	U		<4.4	U		<6.9	U		3.9			<38	U		31		
		VMP-22-18-072611	7/26/2011	<3.5	U		<2	U		<2.3	U		<3.5	U		<1.9	U		<20	U		26		
		VMP-22-18-110511	11/5/2011	0.012			<0.004	U		0.001	J		<0.007	U		0.00074	J		<0.039	U		<0.0032	J	U
		VMP-22-18-012412	1/24/2012	<0.063	U		<0.036	U		<0.041	U		<0.064	U		<0.034	U		<0.36	U		<0.03	U	
	38 ft	VMP-22-38-041811	4/18/2011	<21	U		<12	U		<14	U		<21	U		55			<120	U		390		
		VMP-22-38-012512	1/25/2012	<0.063	U		<0.036	U		<0.041	U		<0.064	U		0.026	J		<0.36	U		0.033		
VMP-23	5 ft	VMP-23-5-021511	2/15/2011	0.014			0.003	J		<0.0065	U		<0.01	U		0.0049	J		<0.056	U		0.0087		
		VMP-23-5-042111	4/21/2011	<0.086	U		<0.05	U		<0.056	U		<0.088	U		<0.047	U		<0.49	U		0.013	J	
		VMP-23-5-072711	7/27/2011	0.058			0.0024	J		<0.0065	U		<0.01	U		0.0083			<0.056	U		0.011		
		VMP-23-5-110211	11/2/2011	0.025			<0.004	U		<0.0046	U		<0.0072	U		<0.0038	U		<0.04	U		0.0012	J	
		VMP-23-5-012512	1/25/2012	0.013			<0.0034	U		0.0016	J		<0.006	U		0.0019	J		<0.034	U		0.0024	J	
	10 ft	VMP-23-10-021511	2/15/2011	<0.01	U		0.0058	J		0.0024	J		<0.01	U		0.0088			<0.058	J	U	0.013		
		VMP-23-10-042111	4/21/2011	<0.1	U		0.16			0.022	J		<0.1	U		1.5			<0.59	U		3.4		
		VMP-23-10-072711	7/27/2011	<0.0095	U		<0.0055	U		<0.0062	U		<0.0096	U		<0.0052	U		<0.054	U		<0.0044	U	
		VMP-23-10-110211	11/2/2011	0.03			0.0013	J		<0.0045	J	U	<0.007	U		<0.0037	U		<0.039	U		0.0014	J	
		VMP-23-10-012512	1/25/2012	0.016			0.0038			<0.0038	U		<0.0059	U		0.2			<0.033	U		0.44		
	25 ft	VMP-23-25-021511	2/15/2011	<0.0095	U		<0.0055	U		<0.0062	U		<0.0096	U		0.0021	J		<0.054	U		0.0035	J	
		VMP-23-25-042111	4/21/2011	<0.097	U		<0.056	U		<0.063	U		<0.099	U		0.68			<0.55	U		4.2		
		VMP-23-25-072711	7/27/2011	0.036			0.0027	J		0.003	J		<0.011	U		0.0034	J		0.0054	J		0.0031	J	
		VMP-23-25-110511	11/5/2011	0.016			0.00075	J		0.00094	J		<0.007	U		0.0015	J		<0.039	U		<0.0032	J	U
		VMP-23-25-012512	1/25/2012	0.01			0.0032	J		<0.004	U		<0.0063	U		0.16			<0.035	U		0.3		

TABLE 3 CUMULATIVE SUMMARY OF SOIL VAPOR ANALYTICAL DETECTIONS AND SCREENING RESULTS: VILLAGE - VOCS

				2-Hexanone (Methyl N-Butyl Ketone)			Isopentane			Isopropylbenzene (Cumene)			4-Methyl-2-pentanone (Methyl Isobutyl Ketone)			Methyl tert-Butyl Ether (MTBE)			2-Propanol			n-Propylbenzene		
Screening Values (mg/m³)										600						3,400								
Location	Depth	Sample ID	Sample Date	Result (mg/m³)	Lab Qualifier	URS Qualifier	Result (mg/m³)	Lab Qualifier	URS Qualifier	Result (mg/m³)	Lab Qualifier	URS Qualifier	Result (mg/m³)	Lab Qualifier	URS Qualifier	Result (mg/m³)	Lab Qualifier	URS Qualifier	Result (mg/m³)	Lab Qualifier	URS Qualifier	Result (mg/m³)	Lab Qualifier	URS Qualifier
VMP-21	5 ft	VMP-21-5-020911	2/9/2011	<7.6	U					<2.3	U		<1.9	U		<1.7	U		<4.6	U		<2.3	U	
		VMP-21-5-020911-Dup	2/9/2011	<13	U					<3.9	U		<3.2	U		<2.9	U		<7.8	U		<3.9	U	
		VMP-21-5-041311	4/13/2011	<0.022	U		0.74			0.0014	J		<0.0054	U		<0.0048	U		<0.013	U		0.0016	J	
		VMP-21-5-072511	7/25/2011	0.0034	J	J	<0.016	U		0.04			0.17			<0.005	U		0.026			<0.0068	J	U
		VMP-21-5-110111	11/1/2011	<0.019	U		0.0039	J		0.0064			0.024			<0.0041	U		0.012			0.016		
		VMP-21-5-012312	1/23/2012	<0.016	U		<0.011	U		0.0026	J		0.013			<0.0035	U		0.0048	J		<0.0048	J	U
		VMP-21-5-012312-Dup	1/23/2012	<0.015	U		<0.01	U		0.0024	J		0.013			<0.0032	U		0.0056	J		<0.0044	J	U
	10 ft	VMP-21-10-021011	2/10/2011	<6.9	U					<2.1	U		<1.7	U		<1.5	U		<4.1	U		<2.1	U	
		VMP-21-10-041311	4/13/2011	<0.87	U		50			<0.26	U		<0.22	U		<0.19	U		0.16	J		<0.26	U	
		VMP-21-10-072511	7/25/2011	<0.048	U	UJ	0.087			0.027			0.045			<0.01	U		0.013	J		<0.014	U	
		VMP-21-10-110111	11/1/2011	<0.014	U		0.0055	J		<0.0042	J	U	0.021			<0.0031	U		0.014			<0.0042	U	
		VMP-21-10-012312	1/23/2012	<0.016	U		<0.011	U		0.0021	J		0.016			<0.0035	U		0.009	J		<0.0048	J	U
	25 ft	VMP-21-25-021011	2/10/2011	<19	U					<5.7	U		<4.8	U		<4.2	U		<11	U		<5.7	U	
		VMP-21-25-041411	4/14/2011	<67	U		9200			<20	U		<17	U		<15	U		<40	UJ	UJ	<20	U	
		VMP-21-25-041411-Dup	4/14/2011	<67	U		9200			<20	U		<17	U		<15	U		<40	UJ	UJ	<20	U	
		VMP-21-25-072611	7/26/2011	<22	U	UJ				<6.5	U		<5.4	U		<4.8	U		<13	U		<6.5	U	
		VMP-21-25-110511	11/5/2011	<14	U		770			<4.1	U		<3.4	U		<3	U		2.2	J		<4.1	U	
		VMP-21-25-012412	1/24/2012	<0.19	U		0.35			<0.057	U		<0.048	U		<0.042	U		<0.11	U		<0.057	U	
	33 ft	VMP-21-33-021011	2/10/2011	<19	U					<5.7	U		<4.8	U		<4.2	U		<11	U		<5.7	U	
		VMP-21-33-041411	4/14/2011	<64	U		9500			<19	U		<16	U		<14	U		<39	UJ	UJ	<19	U	
		VMP-21-33-110511	11/5/2011	<3.1	U		93			<0.94	U		<0.78	U		<0.69	U		0.4	J		<0.94	U	
		VMP-21-33-012412	1/24/2012	<0.45	U		3.9		J	<0.13	U		<0.11	U		<0.099	U		<0.27	U		<0.13	U	
VMP-22	5 ft	VMP-22-5-021111	2/11/2011	<0.42	U					<0.13	U		<0.1	U		<0.093	U		<0.25	U		<0.13	U	
		VMP-22-5-041811	4/18/2011	<0.21	U		0.13	J		<0.062	U		<0.052	U		<0.045	U		<0.12	UJ	UJ	<0.062	U	
		VMP-22-5-072611	7/26/2011	<0.024	U	UJ	0.67			0.023			0.12			<0.0053	U		0.04			0.0016	J	
		VMP-22-5-110111	11/1/2011	<0.014	U		<0.0099	U		<0.0041	J	U	0.032			<0.003	U		0.012			<0.0041	U	
		VMP-22-5-012412	1/24/2012	<0.014	U		0.38		J	0.0018	J	J	0.014		J	<0.0032	U		0.0081	J	J	<0.0044	J	U
	10 ft	VMP-22-10-021111	2/11/2011	<0.2	U					<0.06	U		<0.05	U		<0.044	U		<0.12	U		<0.06	U	
		VMP-22-10-041811	4/18/2011	<0.21	U		0.12	J		<0.064	U		<0.053	U		<0.047	U		<0.13	UJ	UJ	<0.064	U	
		VMP-22-10-072611	7/26/2011	<0.025	U	UJ	0.053			0.027			0.079			<0.0055	U		0.016			0.001	J	
		VMP-22-10-072611-Dup	7/26/2011	0.0057	J	J	0.17			0.025			0.084			<0.0064	U		0.018			0.0012	J	
		VMP-22-10-110211	11/2/2011	<0.014	U		<0.01	U		<0.0042	J	U	0.022			<0.0031	U		0.009			<0.0042	U	
		VMP-22-10-012412	1/24/2012	<0.016	U		<0.011	U		0.0038	J		0.081			<0.0035	U		0.011			<0.0048	J	U
	18 ft	VMP-22-18-021111	2/11/2011	<3.5	U					<1	U		<0.87	U		<0.77	U		<2.1	U		<1	U	
		VMP-22-18-041811	4/18/2011	<15	U		1900			<4.4	U		<3.7	U		<3.2	U		<8.8	UJ	UJ	<4.4	U	
		VMP-22-18-072611	7/26/2011	<7.5	U	UJ	1300			<2.3	U		<1.9	U		<1.6	U		<4.5	U		<2.3	U	
		VMP-22-18-110511	11/5/2011	0.00084	J		0.012			0.002	J		0.016			<0.0033	U		0.0073	J		0.00027	J	
		VMP-22-18-012412	1/24/2012	<0.14	U		0.34		J	<0.041	U		<0.034	U		<0.03	U		0.029	J	J	<0.041	U	
	38 ft	VMP-22-38-041811	4/18/2011	<45	U		6100			<14	U		<11	U		<10	U		<27	UJ	UJ	<14	U	
		VMP-22-38-012512	1/25/2012	<0.14	U		0.73			0.0051	J		<0.034	U		<0.03	U		<0.082	U		<0.041	U	
VMP-23	5 ft	VMP-23-5-021511	2/15/2011	<0.022	U					<0.0065	U		<0.0054	U		<0.0048	U		0.0033	J		<0.0065	U	
		VMP-23-5-042111	4/21/2011	<0.47	U		0.044	J		<0.056	U		<0.47	U		<0.041	U		0.015	J		<0.056	U	
		VMP-23-5-072711	7/27/2011	0.006	J		0.14			0.037			0.25			<0.0048	U		0.14			0.00076	J	
		VMP-23-5-110211	11/2/2011	0.001	J		<0.011	U		0.005			0.034			<0.0034	U		0.014			<0.0046	U	
		VMP-23-5-012512	1/25/2012	<0.013	U		0.0045	J		0.0033	J		0.017			<0.0028	U		0.0018	J		0.0008	J	
	10 ft	VMP-23-10-021511	2/15/2011	<0.022	U					<0.0067	U		<0.0056	U		<0.0049	U		0.0045	J		<0.0067	J	U
		VMP-23-10-042111	4/21/2011	<0.56	U		3.5			<0.068	U		<0.56	U		<0.05	U		0.012	J		<0.068	U	
		VMP-23-10-072711	7/27/2011	<0.021	U		<0.015	U		<0.0062	U		<0.0052	U		<0.0045	U		<0.012	U		<0.0062	U	
		VMP-23-10-110211	11/2/2011	0.0016	J		<0.011	U		0.0074			0.064			<0.0033	U		0.02			<0.0045	J	U
		VMP-23-10-012512	1/25/2012	<0.013	U		0.17			0.0024	J		0.01			<0.0028	U		0.0064	J		0.00047	J	
	25 ft	VMP-23-25-021511	2/15/2011	<0.021	U					<0.0062	U		<0.0052	U		<0.0045	U		0.094			<0.0062	U	
		VMP-23-25-042111	4/21/2011	<0.53	U		15			<0.063	U		<0.53	U		<0.046	U		<0.13	U		<0.063	U	
		VMP-23-25-072711	7/27/2011	<0.024	U		<0.017	U		0.024			0.12			<0.0052	U		0.047			<0.0071	U	
		VMP-23-25-110511	11/5/2011	0.0008	J		0.0052	J		0.0024	J		0.018			<0.0033	U		0.019			<0.0045	U	
		VMP-23-25-012512	1/25/2012	<0.013	U		0.06			0.0017	J		0.048			<0.003	U		0.0082			<0.004	U	

TABLE 3 CUMULATIVE SUMMARY OF SOIL VAPOR ANALYTICAL DETECTIONS AND SCREENING RESULTS: VILLAGE - VOCS

				Styrene			Tetrachloroethene			Tetrahydrofuran			Toluene			1,2,4-Trichlorobenzene			1,1,1-Trichloroethane (Methyl chloroform)			1,1,2-Trichloroethane		
Screening Values (mg/m³)				1,400			0.55						6,200			11			6,600			170,000		
Location	Depth	Sample ID	Sample Date	Result (mg/m³)	Lab Qualifier	URS Qualifier	Result (mg/m³)	Lab Qualifier	URS Qualifier	Result (mg/m³)	Lab Qualifier	URS Qualifier	Result (mg/m³)	Lab Qualifier	URS Qualifier	Result (mg/m³)	Lab Qualifier	URS Qualifier	Result (mg/m³)	Lab Qualifier	URS Qualifier	Result (mg/m³)	Lab Qualifier	URS Qualifier
VMP-21	5 ft	VMP-21-5-020911	2/9/2011	<2	U		<3.2	U		<1.4	U		<1.8	U		<14	U		<2.5	U		<2.5	U	
		VMP-21-5-020911-Dup	2/9/2011	<3.4	U		<5.4	U		<2.3	U		<3	U		<24	U		<4.3	U		<4.3	U	
		VMP-21-5-041311	4/13/2011	<0.0056	U		0.011			<0.0039	U		0.0027	J		<0.039	J	U	<0.0072	U		<0.0072	U	
		VMP-21-5-072511	7/25/2011	0.0023	J		0.0058	J	J	<0.0041	U		0.026			<0.041	U		<0.0075	U		<0.0075	U	
		VMP-21-5-110111	11/1/2011	<0.0048	U		<0.0077	U		0.0011	J		0.0074			<0.034	U		<0.0062	U		<0.0062	U	
		VMP-21-5-012312	1/23/2012	0.00053	J		0.001	J		<0.0029	U		0.0052			<0.029	J	U	0.0032	J		<0.0053	U	
		VMP-21-5-012312-Dup	1/23/2012	<0.0038	U		0.00076	J		<0.0026	U		0.0057			<0.026	U		0.0012	J		<0.0049	U	
	10 ft	VMP-21-10-021011	2/10/2011	<1.8	U		<2.8	U		<1.2	U		<1.6	U		<12	U		<2.3	U		<2.3	U	
		VMP-21-10-041311	4/13/2011	0.051	J		<0.36	U		<0.16	U		<0.2	U		<1.6	U		<0.29	U		<0.29	U	
		VMP-21-10-072511	7/25/2011	<0.012	J	U	0.0087	J	J	<0.0086	U		0.031			<0.087	U		<0.016	U		<0.016	U	
		VMP-21-10-110111	11/1/2011	<0.0036	U		0.0059			0.0045			0.0073			<0.025	U		<0.0047	U		<0.0047	U	
		VMP-21-10-012312	1/23/2012	0.00052	J		0.0035	J		<0.0029	U		0.0062			<0.029	U		<0.0053	U		<0.0053	U	
	25 ft	VMP-21-25-021011	2/10/2011	<5	U		<7.9	U		<3.4	U		<4.4	U		<34	U		<6.4	U		<6.4	U	
		VMP-21-25-041411	4/14/2011	<17	U		<28	U		<12	U	UJ	<15	U		<120	U		<22	U		<22	U	
		VMP-21-25-041411-Dup	4/14/2011	<17	U		<28	U		<12	U	UJ	<15	U		<120	U		<22	U		<22	U	
		VMP-21-25-072611	7/26/2011	<5.6	U		<9	U	UJ	<3.9	U		<5	U		<39	U		<7.2	U		<7.2	U	
		VMP-21-25-110511	11/5/2011	<3.6	U		1.5	J		<2.5	U		2.4	J		<25	U		<4.6	U		<4.6	U	
		VMP-21-25-012412	1/24/2012	<0.049	U		<0.079	U		<0.034	U		<0.044	U		<0.34	U		<0.063	U		<0.063	U	
	33 ft	VMP-21-33-021011	2/10/2011	<5	U		<7.9	U		<3.4	U		<4.4	U		<34	U		<6.4	U		<6.4	U	
		VMP-21-33-041411	4/14/2011	<17	U		<27	U		<12	U	UJ	8.9	J		<120	U		<21	U		<21	U	
		VMP-21-33-110511	11/5/2011	<0.81	U		0.35	J		<0.56	U		0.55	J		<5.7	U		<1	U		<1	U	
		VMP-21-33-012412	1/24/2012	<0.12	U		<0.18	U		<0.081	U		0.033	J	J	<0.81	U		<0.15	U		<0.15	U	
VMP-22	5 ft	VMP-22-5-021111	2/11/2011	<0.11	U		<0.17	U		<0.076	U		<0.097	U		<0.76	U		<0.14	U		<0.14	U	
		VMP-22-5-041811	4/18/2011	<0.054	U		<0.085	U		<0.037	U	UJ	<0.047	U		<0.37	U		<0.069	U		<0.069	U	
		VMP-22-5-072611	7/26/2011	<0.0063	J	U	<0.01	J	UJ	<0.0044	U		0.016			<0.044	J	U	<0.0081	U		<0.0081	U	
		VMP-22-5-110111	11/1/2011	<0.0036	U		<0.0057	U		<0.0025	U		0.011			<0.025	U		<0.0046	U		<0.0046	U	
		VMP-22-5-012412	1/24/2012	<0.0038	U		<0.006	U		<0.0026	U		0.023		J	<0.026	U		<0.0048	U		<0.0048	U	
	10 ft	VMP-22-10-021111	2/11/2011	<0.052	U		<0.083	U		<0.036	U		<0.046	U		<0.36	U		<0.066	U		<0.066	U	
		VMP-22-10-041811	4/18/2011	<0.056	U		<0.088	U		<0.038	U	UJ	<0.049	U		<0.39	U		<0.071	U		<0.071	U	
		VMP-22-10-072611	7/26/2011	0.0029	J		<0.01	J	UJ	<0.0045	U		0.013			<0.045	J	U	<0.0083	U		<0.0083	U	
		VMP-22-10-072611-Dup	7/26/2011	0.0028	J		<0.012	U	UJ	<0.0052	U		0.012			<0.053	J	U	<0.0097	U		<0.0097	U	
		VMP-22-10-110211	11/2/2011	<0.0036	U		<0.0058	U		<0.0025	U		0.006			<0.025	U		<0.0047	U		<0.0047	U	
		VMP-22-10-012412	1/24/2012	<0.0041	U		0.0033	J		0.0014	J		0.0071			<0.029	U		<0.0053	U		<0.0053	U	
	18 ft	VMP-22-18-021111	2/11/2011	<0.9	U		<1.4	U		<0.63	U		0.34	J		<6.3	U		<1.2	U		<1.2	U	
		VMP-22-18-041811	4/18/2011	<3.8	U		<6.1	U		<2.6	U	UJ	<3.4	U		<27	U		<4.9	U		<4.9	U	
		VMP-22-18-072611	7/26/2011	<2	U		<3.1	U	UJ	<1.4	U		<1.7	U		<14	U		<2.5	U		<2.5	U	
		VMP-22-18-110511	11/5/2011	<0.0039	U		<0.0062	J	U	<0.0027	U		0.012			<0.027	U		<0.005	U		<0.005	U	
		VMP-22-18-012412	1/24/2012	<0.036	U		<0.057	U		<0.025	U		<0.032	U		<0.25	U		<0.046	U		<0.046	U	
	38 ft	VMP-22-38-041811	4/18/2011	<12	U		<19	U		<8.1	U	UJ	<10	U		<82	U		<15	U		<15	U	
		VMP-22-38-012512	1/25/2012	<0.036	U		<0.057	U		<0.025	U		<0.032	U		<0.25	U		<0.046	U		<0.046	U	
VMP-23	5 ft	VMP-23-5-021511	2/15/2011	<0.0056	U		<0.009	U		<0.0039	U		0.013			<0.039	U		<0.0072	U		<0.0072	U	
		VMP-23-5-042111	4/21/2011	<0.49	U		<0.078	U		<0.034	U		<0.043	U		<0.34	U		<0.062	U		<0.062	U	
		VMP-23-5-072711	7/27/2011	0.0013	J		<0.009	U		<0.0039	U		0.037			<0.039	U		<0.0072	U		<0.0072	U	
		VMP-23-5-110211	11/2/2011	<0.004	U		<0.0063	U		<0.0028	U		0.0098			<0.028	U		<0.0051	U		<0.0051	U	
		VMP-23-5-012512	1/25/2012	<0.0034	U		0.0021	J		<0.0023	U		0.0043			<0.023	U		<0.0043	U		<0.0043	U	
	10 ft	VMP-23-10-021511	2/15/2011	<0.0058	U		0.0015	J		<0.004	U		0.0062			0.0094	J		<0.0074	U		<0.0074	U	
		VMP-23-10-042111	4/21/2011	<0.59	U		<0.094	U		<0.041	U		0.25			<0.41	U		<0.075	U		<0.075	U	
		VMP-23-10-072711	7/27/2011	<0.0054	U		<0.0085	U		<0.0037	U		<0.0047	U		<0.037	U		<0.0069	U		<0.0069	U	
		VMP-23-10-110211	11/2/2011	<0.0039	U		<0.0062	U		<0.0027	U		0.014			<0.027	U		<0.005	U		<0.005	U	
		VMP-23-10-012512	1/25/2012	<0.0033	U		0.0031	J		<0.0023	U		0.017			<0.023	U		<0.0042	U		<0.0042	U	
	25 ft	VMP-23-25-021511	2/15/2011	<0.0054	U		<0.0085	U		<0.0037	U		0.0011	J		<0.037	U		<0.0069	U		<0.0069	U	
		VMP-23-25-042111	4/21/2011	<0.55	U		<0.088	U		<0.038	U		<0.049	U		<0.38	U		<0.07	U		<0.07	U	
		VMP-23-25-072711	7/27/2011	0.0021	J		<0.0098	U		<0.0043	U		0.016			0.012	J		<0.0079	U		<0.0079	U	
		VMP-23-25-110511	11/5/2011	<0.0039	U		<0.0062	J	U	<0.0027	U		0.015			<0.027	U		<0.005	U		<0.005	U	
		VMP-23-25-012512	1/25/2012	<0.0035	U		0.0026	J		<0.0024	U		0.019			<0.024	U		<0.0045	U		<0.0045	U	

See last page of table for notes.

TABLE 3 CUMULATIVE SUMMARY OF SOIL VAPOR ANALYTICAL DETECTIONS AND SCREENING RESULTS: VILLAGE - VOCS

				Trichloroethene			Trichlorofluoromethane			1,2,4-Trimethylbenzene			1,3,5-Trimethylbenzene			2,2,4-Trimethylpentane			m,p-Xylene			o-Xylene		
Screening Values (mg/m³)				1.5			860												130			120		
Location	Depth	Sample ID	Sample Date	Result (mg/m³)	Lab Qualifier	URS Qualifier	Result (mg/m³)	Lab Qualifier	URS Qualifier	Result (mg/m³)	Lab Qualifier	URS Qualifier	Result (mg/m³)	Lab Qualifier	URS Qualifier	Result (mg/m³)	Lab Qualifier	URS Qualifier	Result (mg/m³)	Lab Qualifier	URS Qualifier	Result (mg/m³)	Lab Qualifier	URS Qualifier
VMP-21	5 ft	VMP-21-5-020911	2/9/2011	<2.5	U		<2.6	U		<2.3	U		<2.3	U		830			<2	U		<2	U	
		VMP-21-5-020911-Dup	2/9/2011	<4.3	U		<4.5	U		<3.9	U		<3.9	U		660			<3.4	U		<3.4	U	
		VMP-21-5-041311	4/13/2011	<0.0071	U		0.0012	J		0.0014	J		<0.0065	U		1.6			0.0035	J		<0.0057	U	
		VMP-21-5-072511	7/25/2011	<0.0074	U		0.0013	J		<0.0068	J	U	<0.0068	U		0.0035	J		0.0045	J		0.0014	J	
		VMP-21-5-110111	11/1/2011	<0.0061	U		<0.0064	U		0.13			0.033			0.016			0.044			0.018		
		VMP-21-5-012312	1/23/2012	0.0043	J		0.0011	J		<0.0048	U		<0.0048	U		0.0015	J		0.0017	J		0.00063	J	
		VMP-21-5-012312-Dup	1/23/2012	0.0022	J		0.0011	J		<0.0044	U		<0.0044	U		0.0018	J		0.0019	J		0.0006	J	
	10 ft	VMP-21-10-021011	2/10/2011	<2.2	U		<2.4	U		<2.1	U		<2.1	U		480			<1.8	U		<1.8	U	
		VMP-21-10-041311	4/13/2011	0.17	J		<0.3	U		<0.26	U		<0.26	U		42			<0.23	U		<0.23	U	
		VMP-21-10-072511	7/25/2011	<0.016	U		0.0029	J		<0.014	J	U	<0.014	U		<0.014	U		0.0033	J		<0.013	U	
		VMP-21-10-110111	11/1/2011	<0.0046	U		0.0014	J		<0.0042	U		<0.0042	U		<0.004	U		<0.0037	J	U	<0.0037	U	
		VMP-21-10-012312	1/23/2012	0.0017	J		0.0014	J		<0.0048	U		<0.0048	U		0.0045			0.0014	J		<0.0042	U	
	25 ft	VMP-21-25-021011	2/10/2011	<6.3	U		<6.5	U		<5.7	U		<5.7	U		1700			<5	U		<5	U	
		VMP-21-25-041411	4/14/2011	<22	U		<23	U		<20	U		<20	U		1200			<18	U		<18	U	
		VMP-21-25-041411-Dup	4/14/2011	<22	U		<23	U		<20	U		<20	U		1200			<18	U		<18	U	
		VMP-21-25-072611	7/26/2011	<7.1	U		<7.4	U		<6.5	U		<6.5	U		1500			<5.7	U		<5.7	U	
		VMP-21-25-110511	11/5/2011	<4.5	U		<4.7	U		<4.1	U		<4.1	U		160			<3.6	U		<3.6	U	
		VMP-21-25-012412	1/24/2012	<0.062	U		<0.065	U		<0.23	U		<0.057	U		16			<0.05	U		<0.05	U	
	33 ft	VMP-21-33-021011	2/10/2011	<6.3	U		<6.5	U		<5.7	U		<5.7	U		1800			<5	U		<5	U	
		VMP-21-33-041411	4/14/2011	<21	U		<22	U		<19	U		<19	U		1300			6.1	J		<17	U	
		VMP-21-33-110511	11/5/2011	<1	U		<1.1	U		<0.94	U		<0.94	U		69			<0.83	U		<0.83	U	
		VMP-21-33-012412	1/24/2012	<0.15	U		<0.15	U		<0.54	U		<0.13	U		54		J	<0.12	U		<0.12	U	
VMP-22	5 ft	VMP-22-5-021111	2/11/2011	<0.14	U		<0.14	U		<0.13	U		<0.13	U		81			<0.11	U		<0.11	U	
		VMP-22-5-041811	4/18/2011	<0.068	U		<0.071	U		<0.062	U		<0.062	U		0.22			<0.055	U		<0.055	U	
		VMP-22-5-072611	7/26/2011	<0.008	U		<0.0083	U		<0.0073	J	U	<0.0073	J	U	0.13			0.0056	J		0.002	J	
		VMP-22-5-110111	11/1/2011	<0.0045	U		<0.0047	U		<0.0041	U		<0.0041	U		0.00041	J		<0.0036	J	U	<0.0036	U	
		VMP-22-5-012412	1/24/2012	<0.0048	U		0.0013	J	J	<0.0044	U		<0.0044	U		1.4		J	0.0067		J	0.0012	J	J
	10 ft	VMP-22-10-021111	2/11/2011	<0.066	U		<0.068	U		<0.06	U		<0.06	U		25			<0.053	U		<0.053	U	
		VMP-22-10-041811	4/18/2011	<0.07	U		<0.073	U		<0.064	U		<0.064	U		0.016	J		<0.057	U		<0.057	U	
		VMP-22-10-072611	7/26/2011	<0.0081	U		<0.0085	U		<0.0074	J	U	<0.0074	J	U	0.022		J	0.0039	J		<0.0066	U	
		VMP-22-10-072611-Dup	7/26/2011	<0.0096	U		<0.01	U		<0.0088	J	U	<0.0088	U		0.051		J	0.0034	J		<0.0077	U	
		VMP-22-10-110211	11/2/2011	<0.0046	U		<0.0048	U		<0.0042	U		<0.0042	U		<0.004	U		<0.0037	J	U	<0.0037	U	
		VMP-22-10-012412	1/24/2012	0.0015	J		0.001	J		<0.0048	U		<0.0048	U		0.0063			0.0018	J		0.00084	J	
	18 ft	VMP-22-18-021111	2/11/2011	<1.1	U		<1.2	U		<1	U		<1	U		480			<0.92	U		<0.92	U	
		VMP-22-18-041811	4/18/2011	<4.8	U		<5	U		<4.4	U		<4.4	U		390			<3.9	U		<3.9	U	
		VMP-22-18-072611	7/26/2011	<2.5	U		<2.6	U		<2.3	U		<2.3	U		340			<2	U		<2	U	
		VMP-22-18-110511	11/5/2011	<0.0049	J	U	<0.0051	U		<0.0045	U		<0.0045	U		0.028			0.0017	J		<0.004	U	
		VMP-22-18-012412	1/24/2012	<0.045	U		<0.047	U		<0.16	U		<0.041	U		17		J	<0.036	U		<0.036	U	
	38 ft	VMP-22-38-041811	4/18/2011	<15	U		<16	U		<14	U		<14	U		710			<12	U		<12	U	
		VMP-22-38-012512	1/25/2012	<0.045	U		<0.047	U		<0.041	U		<0.041	U		14			0.0087	J		<0.036	U	
VMP-23	5 ft	VMP-23-5-021511	2/15/2011	0.002	J		0.0011	J		<0.0065	U		<0.0065	U		0.0085			0.0046	J		0.0013	J	
		VMP-23-5-042111	4/21/2011	<0.062	U		<0.064	U		<0.056	U		<0.056	U		0.016	J		0.022	J		<0.05	U	
		VMP-23-5-072711	7/27/2011	<0.0071	U		0.0017	J		0.003	J		0.00078	J		0.047			0.0064			0.0014	J	
		VMP-23-5-110211	11/2/2011	<0.005	U		<0.0052	U		<0.0046	U		<0.0046	U		0.00055	J		<0.0041	J	U	<0.0041	U	
		VMP-23-5-012512	1/25/2012	0.0014	J		<0.0044	U		0.0012	J		0.00097	J		0.044			0.0016	J		0.00044	J	
	10 ft	VMP-23-10-021511	2/15/2011	<0.0073	J	U	0.0015	J		<0.0067	J	U	<0.0067	U		0.024			0.0086			0.0037	J	
		VMP-23-10-042111	4/21/2011	<0.074	U		<0.078	U		<0.068	U		<0.068	U		1.4			0.26			0.059		
		VMP-23-10-072711	7/27/2011	<0.0068	U		<0.0071	U		<0.0062	U		<0.0062	U		<0.0059	U		<0.0055	U		<0.0055	U	
		VMP-23-10-110211	11/2/2011	<0.0049	U		<0.0051	U		<0.0045	J	U	<0.0045	J	U	0.00047	J		0.0042			0.0014	J	
		VMP-23-10-012512	1/25/2012	<0.0042	U		0.0014	J		0.0007	J		<0.0038	U		0.88			0.0045			0.0008	J	
	25 ft	VMP-23-25-021511	2/15/2011	0.0024	J		<0.0071	U		<0.0062	U		<0.0062	U		1.3			0.00067	J		<0.0055	U	
		VMP-23-25-042111	4/21/2011	<0.069	U		<0.072	U		<0.063	U		<0.063	U		2.9			<0.056	U		<0.056	U	
		VMP-23-25-072711	7/27/2011	<0.0078	U		<0.0081	U		0.004	J		0.0024	J		0.046			0.0065			0.002	J	
		VMP-23-25-110511	11/5/2011	<0.0049	J	U	0.001	J		<0.0045	U		<0.0045	U		0.0022	J		0.0018	J		0.00062	J	
		VMP-23-25-012512	1/25/2012	<0.0044	U		0.0022	J		<0.004	U		<0.004	U		0.66			0.0032	J		<0.0036	U	

TABLE 3 CUMULATIVE SUMMARY OF SOIL VAPOR ANALYTICAL DETECTIONS AND SCREENING RESULTS: VILLAGE - VOCS

				Acetone			Benzene			Bromodichloromethane			Bromoform			Bromomethane			1,3-Butadiene			Butane			2-Butanone		
Screening Values (mg/m³)				750,000			0.37			450,000			11			6.9									6,400		
Location	Depth	Sample ID	Sample Date	Result (mg/m³)	Lab Qualifier	URS Qualifier	Result (mg/m³)	Lab Qualifier	URS Qualifier	Result (mg/m³)	Lab Qualifier	URS Qualifier	Result (mg/m³)	Lab Qualifier	URS Qualifier	Result (mg/m³)	Lab Qualifier	URS Qualifier	Result (mg/m³)	Lab Qualifier	URS Qualifier	Result (mg/m³)	Lab Qualifier	URS Qualifier	Result (mg/m³)	Lab Qualifier	URS Qualifier
VMP-24	5 ft	VMP-24-5-021611	2/16/2011	0.019			0.019			<0.0094	U		<0.014	U		<0.0055	U		<0.0031	U					<0.0042	U	
		VMP-24-5-040811	4/8/2011	<0.14	U		5			<0.1	U		<0.16	U		<0.058	U		<0.033	U		5.6			<0.18	U	
		VMP-24-5-072811	7/28/2011	0.047			0.093			<0.0094	U		<0.014	U		<0.0055	U		<0.0031	U		0.031			0.021		
		VMP-24-5-110211	11/2/2011	0.013			0.018			<0.0063	U		<0.0097	U		<0.0036	U		<0.0021	U		0.0063	J		<0.011	U	
		VMP-24-5-110211-Dup	11/2/2011	0.016			0.018			<0.0087	U		<0.013	U		<0.005	U		<0.0029	U		0.013			0.0048	J	
		VMP-24-5-012512	1/25/2012	0.009			0.0013	J		0.00082	J		<0.0083	U		<0.0031	U		<0.0018	U		0.0032	J		0.0045	J	
	10 ft	VMP-24-10-021711	2/17/2011	0.01	J		1.4			<0.009	U		<0.014	U		<0.0052	U		<0.003	U					<0.004	U	
		VMP-24-10-041111	4/11/2011	0.012	J		2.5			<0.017	U		<0.026	U		<0.0098	U		<0.0056	U		0.54			<0.03	U	
		VMP-24-10-072811	7/28/2011	0.048			0.11			<0.0092	U		<0.014	U		<0.0054	U		<0.003	U		<0.013	U		0.023		
		VMP-24-10-110211	11/2/2011	0.015			0.002	J		<0.0055	U		<0.0085	U		<0.0032	U		<0.0018	U		<0.0078	U		0.0069	J	
		VMP-24-10-012512	1/25/2012	0.0073			0.00061	J		0.00074	J		<0.008	U		<0.003	U		<0.0017	U		<0.0074	U		0.0032	J	
	22 ft	VMP-24-22-021711	2/17/2011	0.0064	J		0.95			<0.009	U		<0.014	U		<0.0052	U		<0.003	U					<0.004	U	
		VMP-24-22-041111	4/11/2011	0.011	J		0.013			<0.0084	U		<0.013	U		<0.0049	U		<0.0028	U		<0.012	U		<0.015	U	
		VMP-24-22-072811	7/28/2011	0.022			0.047			<0.0084	U		<0.013	U		<0.0049	U		<0.0028	U		<0.012	U		0.012	J	
		VMP-24-22-072811-Dup	7/28/2011	0.015			0.046			<0.0097	U		<0.015	U		<0.0056	U		<0.0032	U		<0.014	U		0.007	J	
		VMP-24-22-110611	11/6/2011	0.018			0.01			<0.0059	U		<0.009	J	U	<0.0034	U		<0.0019	U		<0.0083	U		0.0033	J	
		VMP-24-22-012512	1/25/2012	0.012			0.00079	J		0.00069	J		<0.0085	U		<0.0032	U		<0.0018	U		<0.0078	U		0.0046	J	
	34 ft	VMP-24-34-021711	2/17/2011	0.014			0.0084			<0.009	U		<0.014	U		<0.0052	U		<0.003	U					0.0025	J	
		VMP-24-34-041111	4/11/2011	0.014			0.0072			<0.0081	U		<0.012	U		<0.0047	U		<0.0027	U		0.0031	J		<0.014	U	
		VMP-24-34-072811	7/28/2011	0.031			0.077			<0.0071	U		<0.011	U		<0.0041	U		<0.0024	U		<0.01	U		0.012	J	
		VMP-24-34-110611	11/6/2011	0.025			0.0095			<0.0046	U		<0.007	J	U	<0.0026	U		<0.0015	U		0.0033	J		0.016		
		VMP-24-34-012512	1/25/2012	0.0075	J		0.00051	J		0.001	J		<0.0087	U		<0.0033	U		<0.0018	U		<0.008	U		0.0065	J	

Notes

Lab Qualifiers

J = Estimated value; results between the MDL and RL

U = Compound analyzed for but not detected above the RL

URS Qualifiers

J = Estimated detection

UJ = Estimated non-detect

U = Non-detect due to blank contamination

= Values highlighted in light gray reflect results from previous quarters

= Denotes constitute above screening criteria

TABLE 3 CUMULATIVE SUMMARY OF SOIL VAPOR ANALYTICAL DETECTIONS AND SCREENING RESULTS: VILLAGE - VOCS

				Carbon disulfide			Carbon tetrachloride			Chlorobenzene			Chlorodibromomethane			Chloroethane			Chloroform			Chloromethane			alpha-Chlorotoluene		
Screening Values (mg/m³)				780			0.21			69			47,000						0.11								
Location	Depth	Sample ID	Sample Date	Result (mg/m³)	Lab Qualifier	URS Qualifier	Result (mg/m³)	Lab Qualifier	URS Qualifier	Result (mg/m³)	Lab Qualifier	URS Qualifier	Result (mg/m³)	Lab Qualifier	URS Qualifier	Result (mg/m³)	Lab Qualifier	URS Qualifier	Result (mg/m³)	Lab Qualifier	URS Qualifier	Result (mg/m³)	Lab Qualifier	URS Qualifier	Result (mg/m³)	Lab Qualifier	URS Qualifier
VMP-24	5 ft	VMP-24-5-021611	2/16/2011	<0.0044	J	U	<0.0089	U		<0.0065	U		<0.012	U		<0.0037	U		<0.0069	U		<0.012	U		<0.0073	U	
		VMP-24-5-040811	4/8/2011	0.042	J		<0.095	U		<0.069	U		<0.13	U		<0.16	U		<0.073	U		<0.12	U		<0.078	U	
		VMP-24-5-072811	7/28/2011	0.037			<0.0089	U		<0.0065	U		<0.012	U		<0.015	U		<0.0069	U		0.0049	J		<0.0073	U	
		VMP-24-5-110211	11/2/2011	<0.012	J	U	<0.0059	U		<0.0043	U		<0.008	U		<0.0099	U		<0.0046	U		<0.0077	U		<0.0048	U	
		VMP-24-5-110211-Dup	11/2/2011	<0.016	J	U	<0.0082	U		<0.006	U		<0.011	U		<0.014	U		<0.0063	U		<0.011	U		<0.0067	U	
		VMP-24-5-012512	1/25/2012	<0.01	U		<0.0051	U		<0.0037	U		<0.0068	U		<0.0085	U		<0.0039	U		<0.0066	U		<0.0042	U	
	10 ft	VMP-24-10-021711	2/17/2011	<0.0042	J	U	<0.0085	U		<0.0062	U		<0.011	U		<0.0035	U		<0.0066	U		<0.011	U		<0.007	U	
		VMP-24-10-041111	4/11/2011	0.0049	J		<0.016	U		<0.012	U		<0.021	U		<0.026	U		<0.012	U		<0.021	U		<0.013	U	
		VMP-24-10-072811	7/28/2011	0.0037	J		<0.0087	U		<0.0064	U		<0.012	U		<0.014	U		<0.0067	U		<0.011	U		<0.0071	U	
		VMP-24-10-110211	11/2/2011	<0.01	J	U	<0.0052	U		<0.0038	U		<0.007	U		<0.0086	U		<0.004	U		0.0016	J		<0.0042	U	
		VMP-24-10-012512	1/25/2012	<0.0096	U		<0.0049	U		<0.0036	U		<0.0066	U		<0.0082	U		<0.0038	U		<0.0064	U		<0.004	U	
	22 ft	VMP-24-22-021711	2/17/2011	<0.0042	J	U	<0.0085	U		<0.0062	U		<0.011	U		<0.0035	U		<0.0066	U		<0.011	U		<0.007	U	
		VMP-24-22-041111	4/11/2011	0.00074	J		<0.0079	U		<0.0058	U		<0.011	U		<0.013	U		<0.0062	U		0.0039	J		<0.0065	U	
		VMP-24-22-072811	7/28/2011	0.003	J		<0.0079	U		<0.0058	U		<0.011	U		<0.013	U		<0.0062	U		<0.01	U		<0.0065	U	
		VMP-24-22-072811-Dup	7/28/2011	0.0028	J		<0.0091	U		<0.0066	U		<0.012	U		<0.015	U		<0.007	U		<0.012	U		<0.0075	U	
		VMP-24-22-110611	11/6/2011	<0.011	J	U	<0.0055	U		<0.004	J	U	<0.0074	U		<0.0092	U		<0.0043	J	U	<0.0072	U		<0.0045	U	
		VMP-24-22-012512	1/25/2012	<0.01	U		<0.0052	U		<0.0038	U		<0.007	U		<0.0086	U		<0.004	U		<0.0068	U		<0.0042	U	
	34 ft	VMP-24-34-021711	2/17/2011	<0.0042	J	U	<0.0085	U		<0.0062	U		<0.011	U		<0.0035	U		<0.0066	U		0.0036	J		<0.007	U	
		VMP-24-34-041111	4/11/2011	<0.015	U		<0.0076	U		<0.0056	U		0.0027	J		<0.013	U		0.00071	J		<0.01	U		<0.0063	U	
		VMP-24-34-072811	7/28/2011	0.0042	J		<0.0067	U		<0.0049	U		<0.0091	U		<0.011	U		<0.0052	U		<0.0088	U		<0.0055	U	
		VMP-24-34-110611	11/6/2011	<0.0085	J	U	<0.0043	U		<0.0031	J	U	<0.0058	U		<0.0072	U		<0.0033	U		<0.0056	U		<0.0035	U	
		VMP-24-34-012512	1/25/2012	<0.01	U		<0.0053	U		<0.0039	U		<0.0072	U		<0.0089	U		0.00092	J		<0.0069	U		<0.0043	U	

Notes
Lab Qualifiers
J = Estimated value; results between the MDL and RL
U = Compound analyzed for but not detected above the RL
URS Qualifiers
J = Estimated detection
UJ = Estimated non-detect
U = Non-detect due to blank contamination
= Values highlighted in light gray reflect results from previ
= Denotes constitute above screening criteria

TABLE 3 CUMULATIVE SUMMARY OF SOIL VAPOR ANALYTICAL DETECTIONS AND SCREENING RESULTS: VILLAGE - VOCS

				Cyclohexane			1,2-Dibromoethane			1,2-Dichlorobenzene			1,3-Dichlorobenzene			1,4-Dichlorobenzene			1,1-Dichloroethane			1,2-Dichloroethane		
Screening Values (mg/m³)							0.011			290						1,200			690			0.099		
Location	Depth	Sample ID	Sample Date	Result (mg/m³)	Lab Qualifier	URS Qualifier	Result (mg/m³)	Lab Qualifier	URS Qualifier	Result (mg/m³)	Lab Qualifier	URS Qualifier	Result (mg/m³)	Lab Qualifier	URS Qualifier	Result (mg/m³)	Lab Qualifier	URS Qualifier	Result (mg/m³)	Lab Qualifier	URS Qualifier	Result (mg/m³)	Lab Qualifier	URS Qualifier
VMP-24	5 ft	VMP-24-5-021611	2/16/2011	0.0032	J		<0.011	U		<0.0085	J	U	<0.0085	J	U	<0.0085	J	U	<0.0057	U		<0.0057	U	
		VMP-24-5-040811	4/8/2011	0.71			<0.12	U		<0.09	U		<0.09	U		<0.09	U		<0.061	U		<0.061	U	
		VMP-24-5-072811	7/28/2011	0.004	J		0.0024	J		0.0021	J		0.0027	J		0.0036	J		<0.0057	U		<0.0057	U	
		VMP-24-5-110211	11/2/2011	<0.0032	U		<0.0072	U		<0.0056	U		<0.0056	U		<0.0056	U		<0.0038	U		<0.0038	U	
		VMP-24-5-110211-Dup	11/2/2011	<0.0045	U		<0.01	U		<0.0078	U		<0.0078	U		<0.0078	J	U	<0.0053	U		<0.0053	U	
		VMP-24-5-012512	1/25/2012	<0.0028	U		<0.0062	U		<0.0048	U		<0.0048	U		<0.0048	U		<0.0032	U		<0.0032	U	
	10 ft	VMP-24-10-021711	2/17/2011	0.11			<0.01	U		<0.0081	U		<0.0081	U		<0.0081	U		<0.0054	U		<0.0054	U	
		VMP-24-10-041111	4/11/2011	0.15			<0.019	U		<0.015	U		<0.015	U		<0.015	U		<0.01	U		<0.01	U	
		VMP-24-10-072811	7/28/2011	0.0016	J		0.0015	J		0.0014	J		<0.0083	U		0.0023	J		<0.0056	U		<0.0056	U	
		VMP-24-10-110211	11/2/2011	<0.0028	U		<0.0063	U		<0.0049	U		<0.0049	U		<0.0049	U		<0.0033	U		<0.0033	U	
		VMP-24-10-012512	1/25/2012	<0.0027	U		<0.006	U		<0.0046	U		<0.0046	U		<0.0046	U		<0.0031	U		<0.0031	U	
	22 ft	VMP-24-22-021711	2/17/2011	0.067			<0.01	U		<0.0081	U		<0.0081	U		<0.0081	U		<0.0054	U		<0.0054	U	
		VMP-24-22-041111	4/11/2011	<0.0043	U		<0.0097	U		<0.0076	U		<0.0076	U		<0.0076	U		<0.0051	U		<0.0051	U	
		VMP-24-22-072811	7/28/2011	<0.0043	U		0.0016	J		0.001	J		<0.0076	U		0.0016	J		<0.0051	U		<0.0051	U	
		VMP-24-22-072811-Dup	7/28/2011	<0.005	U		<0.011	U		0.001	J		<0.0087	U		0.002	J		<0.0058	U		<0.0058	U	
		VMP-24-22-110611	11/6/2011	0.0011	J		<0.0067	U		<0.0053	U		<0.0053	U		<0.0053	U		<0.0035	U		<0.0035	U	
		VMP-24-22-012512	1/25/2012	<0.0028	U		<0.0063	U		<0.0049	U		<0.0049	U		<0.0049	U		<0.0033	U		<0.0033	U	
	34 ft	VMP-24-34-021711	2/17/2011	0.0024	J		<0.01	U		<0.0081	U		<0.0081	U		<0.0081	U		<0.0054	U		<0.0054	U	
		VMP-24-34-041111	4/11/2011	0.0018	J		<0.0093	U		<0.0073	U		<0.0073	U		<0.0073	U		<0.0049	U		<0.0049	U	
		VMP-24-34-072811	7/28/2011	0.00092	J		<0.0082	U		<0.0064	U		<0.0064	U		0.0015	J		<0.0043	U		<0.0043	U	
		VMP-24-34-110611	11/6/2011	0.0009	J		<0.0052	U		<0.0041	U		<0.0041	U		<0.0041	U		<0.0028	U		<0.0028	U	
		VMP-24-34-012512	1/25/2012	<0.0029	U		<0.0064	U		<0.005	U		0.0011	J		0.0013	J		<0.0034	U		<0.0034	U	

Notes
Lab Qualifiers
J = Estimated value; results between the MDL and RL
U = Compound analyzed for but not detected above the RL
URS Qualifiers
J = Estimated detection
UJ = Estimated non-detect
U = Non-detect due to blank contamination
= Values highlighted in light gray reflect results from previ
= Denotes constitute above screening criteria

TABLE 3 CUMULATIVE SUMMARY OF SOIL VAPOR ANALYTICAL DETECTIONS AND SCREENING RESULTS: VILLAGE - VOCS

				1,1-Dichloroethene			cis-1,2-Dichloroethene			Dichlorodifluoromethane			Dichloromethane (Methylene chloride)			1,2-Dichloropropane			trans-1,3-Dichloropropene			1,4-Dioxane		
Screening Values (mg/m³)				240			1,100,000						5.6			0.062			0.9			0.22		
Location	Depth	Sample ID	Sample Date	Result (mg/m³)	Lab Qualifier	URS Qualifier	Result (mg/m³)	Lab Qualifier	URS Qualifier	Result (mg/m³)	Lab Qualifier	URS Qualifier	Result (mg/m³)	Lab Qualifier	URS Qualifier	Result (mg/m³)	Lab Qualifier	URS Qualifier	Result (mg/m³)	Lab Qualifier	URS Qualifier	Result (mg/m³)	Lab Qualifier	URS Qualifier
VMP-24	5 ft	VMP-24-5-021611	2/16/2011	<0.0056	U		<0.0056	U		0.0017	J		0.0018	J		<0.0065	U		<0.0064	U		<0.02	U	
		VMP-24-5-040811	4/8/2011	<0.06	U		<0.06	U		<0.074	U		0.011	J		<0.07	U		<0.068	U		<0.22	U	
		VMP-24-5-072811	7/28/2011	<0.0056	U		<0.0056	U		0.002	J		<0.0049	U		<0.0065	U		<0.0064	U		<0.02	U	
		VMP-24-5-110211	11/2/2011	<0.0037	U		<0.0037	U		0.0024	J		<0.0032	J	U	<0.0043	U		<0.0042	U		<0.013	U	
		VMP-24-5-110211-Dup	11/2/2011	<0.0052	U		<0.0052	U		0.0023	J		0.0034	J		<0.006	U		<0.0059	U		<0.019	U	
		VMP-24-5-012512	1/25/2012	<0.0032	U		<0.0032	U		0.0026	J		0.0011	J		<0.0037	U		<0.0036	U		<0.012	U	
	10 ft	VMP-24-10-021711	2/17/2011	<0.0053	U		<0.0053	U		0.0025	J		<0.0047	U		<0.0062	U		<0.0061	U		<0.019	U	
		VMP-24-10-041111	4/11/2011	<0.01	U		<0.01	U		0.0013	J		0.0022	J		<0.012	U		<0.011	U		<0.036	U	
		VMP-24-10-072811	7/28/2011	<0.0055	U		<0.0055	U		0.0019	J		0.0062			<0.0064	U		0.002	J		<0.02	U	
		VMP-24-10-110211	11/2/2011	<0.0032	U		<0.0032	U		0.0022	J		<0.0028	J	U	<0.0038	U		<0.0037	U		<0.012	U	
		VMP-24-10-012512	1/25/2012	<0.0031	U		<0.0031	U		0.0024	J		0.006			<0.0036	U		<0.0035	U		<0.011	U	
	22 ft	VMP-24-22-021711	2/17/2011	<0.0053	U		<0.0053	U		0.0026	J		<0.0047	U		<0.0062	U		<0.0061	U		<0.019	U	
		VMP-24-22-041111	4/11/2011	<0.005	U		<0.005	U		0.0032	J		0.0023	J		<0.0058	U		<0.0057	U		<0.018	U	
		VMP-24-22-072811	7/28/2011	<0.005	U		<0.005	U		0.0024	J		<0.0044	U		<0.0058	U		<0.0057	U		<0.018	U	
		VMP-24-22-072811-Dup	7/28/2011	<0.0057	U		<0.0057	U		0.0019	J		<0.005	U		<0.0067	U		<0.0066	U		<0.021	U	
		VMP-24-22-110611	11/6/2011	<0.0035	U		<0.0035	U		0.0029	J		0.0082			<0.004	U		<0.004	U		<0.013	U	
		VMP-24-22-012512	1/25/2012	<0.0032	U		<0.0032	U		0.0026	J		0.001	J		<0.0038	U		<0.0037	U		<0.012	U	
	34 ft	VMP-24-34-021711	2/17/2011	<0.0053	U		<0.0053	U		0.0022	J		<0.0047	U		<0.0062	U		<0.0061	U		<0.019	U	
		VMP-24-34-041111	4/11/2011	<0.0048	U		<0.0048	U		0.0021	J		0.004	J		<0.0056	U		<0.0055	U		<0.017	U	
		VMP-24-34-072811	7/28/2011	<0.0042	U		<0.0042	U		0.0016	J		0.0018	J		<0.0049	U		<0.0048	U		<0.015	U	
		VMP-24-34-110611	11/6/2011	<0.0027	U		<0.0027	U		0.0028	J		0.0023	J		<0.0031	U		<0.0031	U		<0.0098	U	
		VMP-24-34-012512	1/25/2012	<0.0033	U		<0.0033	U		0.0031	J		0.0013	J		<0.0039	U		<0.0038	U		<0.012	U	

Notes

Lab Qualifiers

J = Estimated value; results between the MDL and RL

U = Compound analyzed for but not detected above the RL

URS Qualifiers

J = Estimated detection

UJ = Estimated non-detect

U = Non-detect due to blank contamination

= Values highlighted in light gray reflect results from previ

= Denotes constitute above screening criteria

TABLE 3 CUMULATIVE SUMMARY OF SOIL VAPOR ANALYTICAL DETECTIONS AND SCREENING RESULTS: VILLAGE - VOCS

				Ethanol			Ethylbenzene			4-Ethyltoluene			Freon 113			Heptane			Hexachlorobutadiene			Hexane		
Screening Values (mg/m³)							1,400																	
Location	Depth	Sample ID	Sample Date	Result (mg/m³)	Lab Qualifier	URS Qualifier	Result (mg/m³)	Lab Qualifier	URS Qualifier	Result (mg/m³)	Lab Qualifier	URS Qualifier	Result (mg/m³)	Lab Qualifier	URS Qualifier	Result (mg/m³)	Lab Qualifier	URS Qualifier	Result (mg/m³)	Lab Qualifier	URS Qualifier	Result (mg/m³)	Lab Qualifier	URS Qualifier
VMP-24	5 ft	VMP-24-5-021611	2/16/2011	0.0093	J	J	<0.0061	U		<0.0069	U		<0.011	U		0.004	J		<0.06	U		0.0099		
		VMP-24-5-040811	4/8/2011	<0.11	U		<0.065	U		<0.074	U		<0.12	U		0.18			<0.64	U		0.94		
		VMP-24-5-072811	7/28/2011	0.04			0.0035	J		0.0043	J		<0.011	U		0.0054	J		<0.06	U		0.011		
		VMP-24-5-110211	11/2/2011	0.016			0.0013	J		<0.0046	J	U	<0.0072	U		0.0017	J		<0.04	U		0.0038		
		VMP-24-5-110211-Dup	11/2/2011	0.017			0.0015	J		0.0068			<0.01	U		<0.0053	U		<0.055	U		0.0069		
		VMP-24-5-012512	1/25/2012	0.007			0.0023	J		<0.004	U		<0.0062	U		<0.0033	U		<0.034	U		<0.0028	U	
	10 ft	VMP-24-10-021711	2/17/2011	0.024	J	J	0.0028	J		<0.0066	U		<0.01	U		<0.0055	U		<0.057	U		0.18		
		VMP-24-10-041111	4/11/2011	0.0097	J		<0.011	U		<0.012	U		<0.019	U		0.055			<0.11	U		0.19		
		VMP-24-10-072811	7/28/2011	0.059			0.0026	J		0.0032	J		<0.01	U		0.0039	J		<0.059	U		0.0031	J	
		VMP-24-10-110211	11/2/2011	0.0081			<0.0036	U		<0.004	J	U	<0.0063	U		<0.0034	U		<0.035	U		<0.0029	U	
		VMP-24-10-012512	1/25/2012	0.0088			0.0033	J		<0.0038	U		<0.0059	U		0.00083	J		<0.033	U		<0.0027	U	
	22 ft	VMP-24-22-021711	2/17/2011	0.024	J	J	0.0059			0.0026	J		<0.01	U		0.053			<0.057	U		0.11		
		VMP-24-22-041111	4/11/2011	<0.0095	J	U	<0.0055	U		<0.0062	U		<0.0096	U		<0.0052	U		<0.054	U		0.0018	J	
		VMP-24-22-072811	7/28/2011	0.034			0.0013	J		0.0019	J		<0.0096	U		<0.0052	U		<0.054	U		0.00091	J	
		VMP-24-22-072811-Dup	7/28/2011	0.028			0.0015	J		<0.0071	U		<0.011	U		<0.0059	U		<0.062	U		0.00098	J	
		VMP-24-22-110611	11/6/2011	0.031			0.001	J		0.00058	J		<0.0067	U		0.0021	J		<0.037	U		0.0027	J	
		VMP-24-22-012512	1/25/2012	0.023			<0.0036	U		<0.004	U		<0.0063	U		<0.0034	U		<0.035	U		<0.0029	U	
	34 ft	VMP-24-34-021711	2/17/2011	0.032	J	J	<0.0058	U		<0.0066	U		<0.01	U		0.0022	J		<0.057	U		0.0018	J	
		VMP-24-34-041111	4/11/2011	0.011			<0.0052	U		<0.0059	U		<0.0093	U		<0.005	U		<0.052	U		0.0016	J	
		VMP-24-34-072811	7/28/2011	0.034			0.0017	J		0.002	J		<0.0082	U		0.0016	J		<0.045	U		0.0019	J	
		VMP-24-34-110611	11/6/2011	0.038			0.0011	J		0.0013	J		<0.0052	U		0.0017	J		<0.029	U		<0.0024		U
		VMP-24-34-012512	1/25/2012	0.016			<0.0036	U		<0.0041	U		<0.0064	U		<0.0034	U		<0.036	U		<0.003	U	

Notes
Lab Qualifiers
J = Estimated value; results between the MDL and RL
U = Compound analyzed for but not detected above the RL
URS Qualifiers
J = Estimated detection
UJ = Estimated non-detect
U = Non-detect due to blank contamination
= Values highlighted in light gray reflect results from previ
= Denotes constitute above screening criteria

TABLE 3 CUMULATIVE SUMMARY OF SOIL VAPOR ANALYTICAL DETECTIONS AND SCREENING RESULTS: VILLAGE - VOCS

				2-Hexanone (Methyl N-Butyl Ketone)			Isopentane			Isopropylbenzene (Cumene)			4-Methyl-2-pentanone (Methyl Isobutyl Ketone)			Methyl tert-Butyl Ether (MTBE)			2-Propanol			n-Propylbenzene		
Screening Values (mg/m³)										600						3,400								
Location	Depth	Sample ID	Sample Date	Result (mg/m³)	Lab Qualifier	URS Qualifier	Result (mg/m³)	Lab Qualifier	URS Qualifier	Result (mg/m³)	Lab Qualifier	URS Qualifier	Result (mg/m³)	Lab Qualifier	URS Qualifier	Result (mg/m³)	Lab Qualifier	URS Qualifier	Result (mg/m³)	Lab Qualifier	URS Qualifier	Result (mg/m³)	Lab Qualifier	URS Qualifier
VMP-24	5 ft	VMP-24-5-021611	2/16/2011	<0.023	U					<0.0069	J	U	<0.0058	U		<0.0051	U		0.0033	J		<0.0069	J	U
		VMP-24-5-040811	4/8/2011	<0.25	U		11			<0.074	U		<0.062	U		<0.054	U		<0.15	U		<0.074	U	
		VMP-24-5-072811	7/28/2011	0.0051	J		0.063			0.029			0.071			<0.0051	U		0.019			0.0014	J	
		VMP-24-5-110211	11/2/2011	0.00092	J		0.0077	J		0.0058			0.024		J	<0.0034	U		0.0072	J		<0.0046	J	U
		VMP-24-5-110211-Dup	11/2/2011	<0.021	U		0.015	J		0.0061	J		0.012		J	<0.0047	U		0.017			<0.0064	J	U
		VMP-24-5-012512	1/25/2012	<0.013	U		0.0037	J		0.0044			0.018			<0.0029	U		0.011			<0.004	U	
	10 ft	VMP-24-10-021711	2/17/2011	<0.022	U					<0.0066	J	U	<0.0055	U		<0.0048	U		0.0065	J		<0.0066	J	U
		VMP-24-10-041111	4/11/2011	<0.041	U		1			<0.012	U		<0.01	U		0.00079	J		<0.025	U		<0.012	U	
		VMP-24-10-072811	7/28/2011	0.0047	J		0.046			0.033			0.1			<0.005	U		0.038			0.0011	J	
		VMP-24-10-110211	11/2/2011	0.0013	J		<0.0097	U		<0.0044		U	0.028			<0.003	U		0.011			<0.004	U	
		VMP-24-10-012512	1/25/2012	<0.013	U		0.0015	J		0.0037	J		0.013			<0.0028	U		0.0054	J		0.00041	J	
	22 ft	VMP-24-22-021711	2/17/2011	<0.022	U					<0.0066	J	U	<0.0055	U		<0.0048	U		0.0063	J		<0.0066	J	U
		VMP-24-22-041111	4/11/2011	<0.021	U		0.0062	J		<0.0062	U		<0.0052	U		<0.0045	U		<0.012	U		<0.0062	U	
		VMP-24-22-072811	7/28/2011	<0.021	U		<0.015	U		0.019			0.042			<0.0045	U		0.014			0.00067	J	
		VMP-24-22-072811-Dup	7/28/2011	<0.024	U		<0.017	U		0.018			0.041			<0.0052	U		0.014			0.00064	J	
		VMP-24-22-110611	11/6/2011	<0.014	U		0.08			0.0028	J		0.021			<0.0032	U		0.02			<0.0043	U	
		VMP-24-22-012512	1/25/2012	<0.013	U		<0.0097	U		0.005			0.018			<0.003	U		0.0078	J		<0.004	U	
	34 ft	VMP-24-34-021711	2/17/2011	<0.022	U					<0.0066	U		<0.0055	U		<0.0048	U		0.0026	J		<0.0066	U	
		VMP-24-34-041111	4/11/2011	<0.02	U		0.0049	J		<0.0059	U		<0.005	U		0.00059	J		0.0052	J		<0.0059	U	
		VMP-24-34-072811	7/28/2011	<0.017	U		<0.012	U		0.016			0.053			<0.0038	U		0.02			0.00058	J	
		VMP-24-34-110611	11/6/2011	0.00049	J		0.012			0.0016	J		0.012			<0.0024	U		0.017			0.00035	J	
		VMP-24-34-012512	1/25/2012	<0.014	U		0.0029	J		0.0063			0.035			<0.003	U		0.0084			<0.0041	U	

Notes

Lab Qualifiers

J = Estimated value; results between the MDL and RL

U = Compound analyzed for but not detected above the RL

URS Qualifiers

J = Estimated detection

UJ = Estimated non-detect

U = Non-detect due to blank contamination

= Values highlighted in light gray reflect results from previ

= Denotes constitute above screening criteria

TABLE 3 CUMULATIVE SUMMARY OF SOIL VAPOR ANALYTICAL DETECTIONS AND SCREENING RESULTS: VILLAGE - VOCS

				Styrene			Tetrachloroethene			Tetrahydrofuran			Toluene			1,2,4-Trichlorobenzene			1,1,1-Trichloroethane (Methyl chloroform)			1,1,2-Trichloroethane		
Screening Values (mg/m³)				1,400			0.55						6,200			11			6,600			170,000		
Location	Depth	Sample ID	Sample Date	Result (mg/m³)	Lab Qualifier	URS Qualifier	Result (mg/m³)	Lab Qualifier	URS Qualifier	Result (mg/m³)	Lab Qualifier	URS Qualifier	Result (mg/m³)	Lab Qualifier	URS Qualifier	Result (mg/m³)	Lab Qualifier	URS Qualifier	Result (mg/m³)	Lab Qualifier	URS Qualifier	Result (mg/m³)	Lab Qualifier	URS Qualifier
VMP-24	5 ft	VMP-24-5-021611	2/16/2011	<0.006	U		<0.0096	U		<0.0042	U		<0.0053	J	U	<0.042	J	U	<0.0077	U		<0.0077	U	
		VMP-24-5-040811	4/8/2011	<0.064	U		<0.1	U		<0.044	U		<0.057	U		<0.45	U		<0.082	U		<0.082	U	
		VMP-24-5-072811	7/28/2011	0.0018	J		<0.0096	U		<0.0042	U		0.045			0.0082	J		<0.0077	U		<0.0077	U	
		VMP-24-5-110211	11/2/2011	<0.004	U		<0.0063	U		<0.0028	U		0.0068			<0.028	U		<0.0051	U		<0.0051	U	
		VMP-24-5-110211-Dup	11/2/2011	<0.0055	U		<0.0088	U		<0.0038	U		0.0069			<0.038	U		<0.0071	U		<0.0071	U	
		VMP-24-5-012512	1/25/2012	<0.0034	U		<0.0055	U		0.00072	J		0.011			<0.024	U		<0.0044	U		<0.0044	U	
	10 ft	VMP-24-10-021711	2/17/2011	<0.0057	U		<0.0091	U		<0.004	U		<0.0051	J	U	<0.04	U		<0.0073	U		<0.0073	U	
		VMP-24-10-041111	4/11/2011	<0.011	U		0.0033	J		<0.0074	U		0.0025	J		<0.075	U		<0.014	U		<0.014	U	
		VMP-24-10-072811	7/28/2011	0.0019	J		<0.0094	U		<0.0041	U		0.024			0.0052	J		<0.0075	U		<0.0075	U	
		VMP-24-10-110211	11/2/2011	<0.0035	U		<0.0056	U		<0.0024	U		0.012			<0.024	U		<0.0045	U		<0.0045	U	
		VMP-24-10-012512	1/25/2012	<0.0033	U		<0.0052	U		<0.0023	U		0.0045			<0.023	U		<0.0042	U		<0.0042	U	
	22 ft	VMP-24-22-021711	2/17/2011	<0.0057	U		0.0014	J		<0.004	U		0.0049	J		<0.04	U		<0.0073	U		<0.0073	U	
		VMP-24-22-041111	4/11/2011	<0.0054	U		0.0025	J		<0.0037	U		<0.0047	U		<0.037	U		<0.0069	U		<0.0069	U	
		VMP-24-22-072811	7/28/2011	0.0014	J		<0.0085	U		<0.0037	U		0.006			0.0039	J		<0.0069	U		<0.0069	U	
		VMP-24-22-072811-Dup	7/28/2011	0.0013	J		<0.0098	U		0.0042			0.009			<0.043	U		<0.0079	U		<0.0079	U	
		VMP-24-22-110611	11/6/2011	0.00052	J		<0.0059	J	U	<0.0026	U		0.011			<0.026	U		<0.0048	U		<0.0048	U	
		VMP-24-22-012512	1/25/2012	<0.0035	U		<0.0056	U		<0.0024	U		0.0034			<0.024	U		<0.0045	U		<0.0045	U	
	34 ft	VMP-24-34-021711	2/17/2011	<0.0057	U		<0.0091	U		0.0014	J		<0.0051	J	U	<0.04	U		<0.0073	U		<0.0073	U	
		VMP-24-34-041111	4/11/2011	<0.0052	U		0.0021	J		<0.0036	U		0.00092	J		<0.036	U		<0.0066	U		<0.0066	U	
		VMP-24-34-072811	7/28/2011	0.0015	J		<0.0072	U		<0.0031	U		0.0081			<0.032	U		<0.0058	U		<0.0058	U	
		VMP-24-34-110611	11/6/2011	<0.0029	U		<0.0046	J	U	0.002	J		0.027			<0.02	U		<0.0037	U		<0.0037	U	
		VMP-24-34-012512	1/25/2012	<0.0036	U		<0.0057	U		<0.0025	U		0.0051			0.0045	J		<0.0046	U		<0.0046	U	

Notes
Lab Qualifiers
J = Estimated value; results between the MDL and RL
U = Compound analyzed for but not detected above the RL
URS Qualifiers
J = Estimated detection
UJ = Estimated non-detect
U = Non-detect due to blank contamination
= Values highlighted in light gray reflect results from previ
= Denotes constitute above screening criteria

TABLE 3 CUMULATIVE SUMMARY OF SOIL VAPOR ANALYTICAL DETECTIONS AND SCREENING RESULTS: VILLAGE - VOCS

				Trichloroethene			Trichlorofluoromethane			1,2,4-Trimethylbenzene			1,3,5-Trimethylbenzene			2,2,4-Trimethylpentane			m,p-Xylene			o-Xylene		
Screening Values (mg/m³)				1.5			860												130			120		
Location	Depth	Sample ID	Sample Date	Result (mg/m³)	Lab Qualifier	URS Qualifier	Result (mg/m³)	Lab Qualifier	URS Qualifier	Result (mg/m³)	Lab Qualifier	URS Qualifier	Result (mg/m³)	Lab Qualifier	URS Qualifier	Result (mg/m³)	Lab Qualifier	URS Qualifier	Result (mg/m³)	Lab Qualifier	URS Qualifier	Result (mg/m³)	Lab Qualifier	URS Qualifier
VMP-24	5 ft	VMP-24-5-021611	2/16/2011	<0.0076	U		<0.0079	U		<0.0069	J	U	<0.0069	J	U	0.011			<0.0061	J	U	<0.0061	J	U
		VMP-24-5-040811	4/8/2011	<0.081	U		<0.084	U		<0.074	U		<0.074	U		0.48			<0.065	U		<0.065	U	
		VMP-24-5-072811	7/28/2011	<0.0076	U		0.0016	J		0.0052	J		0.0019	J		0.012			0.0099			0.004	J	
		VMP-24-5-110211	11/2/2011	<0.005	U		0.0016	J		<0.0046	J	U	<0.0046	J	U	0.0017	J		0.0031	J		<0.0041	U	
		VMP-24-5-110211-Dup	11/2/2011	<0.007	U		<0.0073	U		0.0073			<0.0064	J	U	0.0083			0.0046	J		0.0026	J	
		VMP-24-5-012512	1/25/2012	0.00084	J		0.0014	J		<0.004	U		<0.004	U		<0.0038	U		0.0062			0.001	J	
	10 ft	VMP-24-10-021711	2/17/2011	<0.0072	U		0.0019	J		<0.0066	J	U	<0.0066	U		1.2			<0.0058	J	U	<0.0058	U	
		VMP-24-10-041111	4/11/2011	0.0037	J		<0.014	U		<0.012	U		<0.012	U		0.12			<0.011	J	U	<0.011	U	
		VMP-24-10-072811	7/28/2011	<0.0074	U		0.0027	J		0.0033	J		0.0014	J		0.002	J		0.0062			0.0015	J	
		VMP-24-10-110211	11/2/2011	<0.0044	U		0.0017	J		<0.004	J	U	<0.004	U		0.00052	J		<0.0036	J	U	<0.0036	U	
		VMP-24-10-012512	1/25/2012	0.00087	J		0.0016	J		<0.0038	U		<0.0038	U		0.0015	J		0.0078			0.0021	J	
	22 ft	VMP-24-22-021711	2/17/2011	<0.0072	U		0.0018	J		<0.0066	J	U	<0.0066	U		0.54			0.0084			0.003	J	
		VMP-24-22-041111	4/11/2011	<0.0068	J	U	0.0022	J		<0.0062	U		<0.0062	U		0.00094	J		<0.0055	U		<0.0055	U	
		VMP-24-22-072811	7/28/2011	<0.0068	U		0.0019	J		0.0026	J		0.0011	J		0.00081	J		0.0041	J		0.0014	J	
		VMP-24-22-072811-Dup	7/28/2011	<0.0078	U		0.002	J		0.0027	J		0.00076	J		0.0014	J		0.0039	J		0.0012	J	
		VMP-24-22-110611	11/6/2011	<0.0047	J	U	0.0015	J		<0.0043	U		<0.0043	U		0.01			0.0022	J		0.00069	J	
		VMP-24-22-012512	1/25/2012	<0.0044	U		0.0022	J		<0.004	U		<0.004	U		<0.0038	U		0.0011	J		<0.0036	U	
	34 ft	VMP-24-34-021711	2/17/2011	<0.0072	U		0.0022	J		<0.0066	U		<0.0066	U		0.024			<0.0058	U		<0.0058	U	
		VMP-24-34-041111	4/11/2011	0.003	J		0.0021	J		<0.0059	U		<0.0059	U		0.0012	J		<0.0052	U		<0.0052	U	
		VMP-24-34-072811	7/28/2011	<0.0057	U		0.0016	J		0.0025	J		0.0008	J		0.0035	J		0.004	J		0.0016	J	
		VMP-24-34-110611	11/6/2011	<0.0036	J	U	0.0016	J		<0.0033	U		0.00036	J		0.0088			0.0028	J		0.0012	J	
		VMP-24-34-012512	1/25/2012	0.0014	J		0.0027	J		<0.0041	U		<0.0041	U		<0.0039	U		0.0013	J		0.00053	J	

Notes

Lab Qualifiers

J = Estimated value; results between the MDL and RL

U = Compound analyzed for but not detected above the RL

URS Qualifiers

J = Estimated detection

UJ = Estimated non-detect

U = Non-detect due to blank contamination

= Values highlighted in light gray reflect results from previ

= Denotes constitute above screening criteria

See last page of table for notes.

TABLE 4 CUMULATIVE SUMMARY OF SOIL VAPOR ANALYTICAL DETECTIONS AND SCREENING RESULTS:PUBLIC WORKS YARD AND WRR - VOCS

				Acetone			Benzene			Bromodichloromethane			Bromoform			Bromomethane			1,3-Butadiene			Butane			2-Butanone		
Screening Critiera (mg/m^3)				750,000			2.8			450,000			52			42									40,000		
Location	Depth	Sample ID	Sample Date	Result (mg/m^3)	Lab Qualifier	URS Qualifier	Result (mg/m^3)	Lab Qualifier	URS Qualifier	Result (mg/m^3)	Lab Qualifier	URS Qualifier	Result (mg/m^3)	Lab Qualifier	URS Qualifier	Result (mg/m^3)	Lab Qualifier	URS Qualifier	Result (mg/m^3)	Lab Qualifier	URS Qualifier	Result (mg/m^3)	Lab Qualifier	URS Qualifier	Result (mg/m^3)	Lab Qualifier	URS Qualifier
VMP-10	5 ft	VMP-10-5	11/11/2009	0.033			0.02			<0.007	U		<0.011	U		<0.004	U		<0.002	U					0.0032		
		VMP-10-5-090710	9/7/2010	0.024			0.1			<0.0088	U		<0.014	U		0.0024	J		<0.0029	U					0.004		
		VMP-10-5-111810	11/17/2010	0.0074	J		0.00098	J		0.0015	J		<0.012	U		<0.0047	U		<0.0027	U					0.002	J	
		VMP-10-5-021011	2/10/2011	<0.011	U		<0.0038	U		<0.008	U		<0.012	U		<0.0046	U		<0.0026	U					<0.0035	U	
		VMP-10-5-040511	4/5/2011	0.035			0.38			<0.0074	U		<0.011	U		<0.0043	U		<0.0024	U		0.013			0.0082	J	
		VMP-10-5-07/2911	7/29/2011	0.13			0.07			<0.009	U		<0.014	U		<0.0052	U		<0.003	U		<0.013	U		0.016	J	
		VMP-10-5-110411	11/4/2011	0.018			0.0033			<0.0046	U		<0.0072	U		<0.0027	U		<0.0015	U		<0.0066	U		0.0071	J	
		VMP-10-5-012512	1/26/2012	0.007	J		0.018			0.00086	J		<0.009	U		<0.0034	U		<0.0019	U		0.0059	J		0.0033	J	
	10 ft	VMP-10-10	11/11/2009	<0.011	U		<0.003	U		<0.007	U		<0.012	U		<0.004	U		<0.002	U					<0.003	U	
		VMP-10-10-090710	9/7/2010	0.023			0.075			<0.0088	U		<0.014	U		<0.0051	U		<0.0029	U					0.0033	J	
		VMP-10-10-111810	11/17/2010	0.01	J		0.001	J		0.0023	J		<0.013	U		<0.005	U		<0.0028	U					0.0018	J	
		VMP-10-10-021111	2/11/2011	0.011			0.0011	J		<0.0068	U		<0.01	U		<0.0039	U		<0.0022	U					0.0081		
		VMP-10-10-040611	4/6/2011	0.0084	J		0.067			<0.0088	U		<0.014	U		<0.0051	U		<0.0029	U		0.0086	J		0.0015	J	
		VMP-10-10-072911	7/29/2011	0.061			0.072			<0.0092	U		<0.014	U		<0.0054	U		<0.003	U		<0.013	U		0.023		
		VMP-10-10-110411	11/4/2011	0.012		J	0.0063			<0.006	J	U	<0.0092	J	U	<0.0035	U		<0.002	U		<0.0085	U		0.0045	J	
		VMP-10-10-110411-Dup	11/4/2011	0.051		J	0.0067			<0.006	U		<0.0092	J	U	<0.0035	U		<0.002	U		<0.0085	U		0.01	J	
		VMP-10-10-012512	1/26/2012	0.017			0.0042		J	<0.0059	U		<0.009	U		<0.0034	U		<0.0019	U		<0.0083	U	UJ	0.014		
		VMP-10-10-012512-Dup	1/26/2012	0.02			0.048		J	0.0007	J		<0.0094	U		<0.0036	U		<0.002	U		0.026		J	0.015		
	20 ft	VMP-10-20	11/11/2009	0.014			<0.003	U		<0.007	U		<0.012	U		<0.004	U		<0.002	U					<0.003	U	
		VMP-10-20-D	11/11/2009	0.026			<0.003	U		<0.008	U		<0.013	U		<0.004	U		<0.002	U					0.0058		
		VMP-10-20-090710	9/7/2010	0.036			0.039		J	<0.0092	U		<0.014	U		<0.0054	U		<0.003	U					0.0058		
		VMP-10-20-090710-Dup	9/7/2010	0.029			0.019		J	<0.0086	U		<0.013	U		<0.005	U		<0.0028	U					0.0046		
		VMP-10-20-111810	11/17/2010	0.0093	J	J	<0.0078	U		0.0042	J		<0.025	U		<0.0095	U		<0.0054	U					<0.0072	U	
		VMP-10-20-111810-Dup	11/17/2010	0.14		J	0.0017	J		0.0017	J		<0.013	U		<0.0048	U		<0.0027	U					0.0014	J	
		VMP-10-20-021111	2/11/2011	0.0092	J		0.02			<0.0082	U		<0.013	U		<0.0047	U		<0.0027	U					<0.0036	U	
		VMP-10-20-040611	4/6/2011	0.05			0.18			<0.0098	U		<0.015	U		<0.0057	U		<0.0032	U		0.022			0.096		
		VMP-10-20-072911	7/29/2011	0.055			0.12			<0.0091	U		<0.014	U		<0.0053	U		<0.003	U		<0.013	U		0.016		
		VMP-10-20-110411	11/4/2011	0.014			0.0042			<0.006	U		<0.0092	J	U	<0.0035	U		<0.002	U		0.0064	J		0.007	J	
		VMP-10-20-012612	1/26/2012	0.031			0.066			0.00095	J		<0.0087	U		<0.0033	U		<0.0018	U		0.01			0.028		
	30 ft	VMP-10-30	11/13/2009	<0.012	U		0.19			<0.008	U		<0.013	U		<0.004	U		<0.002	U					<0.003	U	
VMP-11	5 ft	VMP-11-5	11/17/2009	<0.085	U		4.9			<0.06	U		<0.092	U		<0.035	U		<0.02	U					<0.026	U	
		VMP-11-5-090710	9/7/2010	0.036			0.014			<0.0083	U		<0.013	U		<0.0048	U		<0.0027	U					0.0048		
		VMP-11-5-112210	11/22/2010	0.015			0.00089	J		<0.0086	U		<0.013	U		<0.005	U		<0.0028	U					0.0034	J	
		VMP-11-5-021111	2/15/2011	0.018			0.0023	J		<0.0076	U		<0.012	U		<0.0044	U		<0.0025	U					0.0028	J	
		VMP-11-5-040611	4/6/2011	0.02	J		8.9			<0.072	U		<0.11	U		<0.042	U		<0.024	U		0.86			<0.13	U	
		VMP-11-5-080711	8/7/2011	0.065	J		0.1			<0.1	U		<0.15	U		<0.058	U		<0.033	U		<0.14	U		<0.18	U	
		VMP-11-5-111111	11/11/2011	0.0078	J		0.016			<0.02	U		<0.03	U		<0.011	U		<0.0065	U		0.74			<0.035	U	
		VMP-11-5-012612	1/26/2012	0.014			0.0017	J		<0.0059	U		<0.009	U		<0.0034	U		<0.0019	U		<0.0083	U		0.0036	J	
	8 ft	VMP-11-8	11/17/2009	0.04			0.46			<0.008	U		<0.013	U		<0.004	U		<0.002	U					0.0069		
		VMP-11-8-080910	9/8/2010	0.017			0.024			<0.0086	U		<0.013	U		<0.005	U		<0.0028	U					0.0023	J	
		VMP-11-8-112210	11/22/2010	0.014			0.0017	J		<0.0086	U		<0.013	U		<0.005	U		<0.0028	U					<0.0038	U	
		VMP-11-8-021111	2/11/2011	0.0085	J		0.03			<0.0084	U		<0.013	U		<0.0048	U		<0.0028	U					<0.0037	U	
		VMP-11-8-021111-Dup	2/11/2011	0.0066	J		0.014			<0.0079	U		<0.012	U		<0.0046	U		<0.0026	U					<0.0035	U	
		VMP-11-8-040611	4/6/2011	<0.053	U		6.2			<0.037	U		<0.057	U		<0.022	U		<0.012	U		0.23			<0.065	U	
		VMP-11-8-040611-Dup	4/6/2011	0.018	J		5.5			<0.032	U		<0.05	U		<0.019	U		<0.011	U		0.17			<0.057	U	
		VMP-11-8-080711	8/7/2011	0.057	J		0.33			<0.1	U		<0.15	U		<0.058	U		<0.033	U		<0.14	U		0.028	J	
		VMP-11-8-111411	11/14/2011	0.019			0.7			<0.0059	U		<0.0091	U		<0.0034	U		<0.0019	U		0.042			0.0052	J	
		VMP-11-8-012612	1/26/2012	0.0075	J		0.0016	J		<0.0057	U		<0.0088	U		<0.0033	U		<0.0019	U		<0.0081	U		0.0035	J	
	29 ft	VMP-11-29	11/18/2009	<81	U		8600			<57	U		<88	U		<33	U		<19	U					<25	U	
		VMP-11-29-090810	9/8/2010	<0.31	U		120			<0.22	U		<0.33	U		<0.12	U		<0.071	U					<0.095	U	
		VMP-11-29-112210	11/22/2010	<4.4	U		460			<3.1	U		<4.8	U		<1.8	U		<1	U					<1.4	U	
		VMP-11-29-112210-Dup	11/22/2010	<3	U		440			<2.1	U		<3.3	U		<1.2	U		<0.71	U					<0.94	U	
		VMP-11-29-021411	2/14/2011	0.01	J		0.0042			<0.0084	U		<0.013	U		<0.0048	U		<0.0028	U					<0.0037	U	
		VMP-11-29-040611	4/6/2011	0.023	J		9.4			<0.063	U		<0.098	U		<0.037	U		<0.021	U		0.26			<0.11	U	
		VMP-11-29-082511	8/25/2011	0.018			0.0039	J		<0.0092	U		<0.014	U		<0.0054	U		<0.003	U		<0.013	U		0.0069	J	
		VMP-11-29-082511-Dup	8/25/2011	0.023			0.0039	J		<0.0092	U		<0.014	U		<0.0054	U		<0.003	U		<0.013	U		0.0062	J	
		VMP-11-29-111411	11/14/2011	0.015			0.009			<0.0059	U		<0.009	U		<0.0034	U		<0.0019	U		<0.0083	U		0.003	J	
		VMP-11-29-012612	1/26/2012	0.0049	J		0.0016	J		0.0026	J		<0.0087	U		<0.0033	U		<0.0018	U		<0.008	U		0.0012	J	
	38 ft	VMP-11-38	11/18/2009	<230	U		31000			<160	U		<250	U		<96	U		<54	U					<73	U	

TABLE 4 CUMULATIVE SUMMARY OF SOIL VAPOR ANALYTICAL DETECTIONS AND SCREENING RESULTS:PUBLIC WORKS YARD AND WRR - VOCS

				Carbon disulfide			Carbon tetrachloride			Chlorobenzene			Chlorodibromomethane			Chloroethane			Chloroform			Chloromethane			alpha-Chlorotoluene		
Screening Critiera (mg/m^3)				5,300			1.5			420			57,000						0.92								
Location	Depth	Sample ID	Sample Date	Result (mg/m^3)	Lab Qualifier	URS Qualifier	Result (mg/m^3)	Lab Qualifier	URS Qualifier	Result (mg/m^3)	Lab Qualifier	URS Qualifier	Result (mg/m^3)	Lab Qualifier	URS Qualifier	Result (mg/m^3)	Lab Qualifier	URS Qualifier	Result (mg/m^3)	Lab Qualifier	URS Qualifier	Result (mg/m^3)	Lab Qualifier	URS Qualifier	Result (mg/m^3)	Lab Qualifier	URS Qualifier
VMP-10	5 ft	VMP-10-5	11/11/2009	<0.003	U		<0.006	U		<0.005	U		<0.009	U		<0.002	U		<0.005	U		<0.009	U		<0.005	U	
		VMP-10-5-090710	9/7/2010	0.01			<0.0083	U		<0.0061	U		<0.011	U		<0.0035	U		<0.0064	U		<0.011	U		<0.0068	U	
		VMP-10-5-111810	11/17/2010	<0.0038	U		0.001	J		<0.0056	U		<0.01	U		<0.0032	U		<0.0059	U		<0.01	U		<0.0063	U	
		VMP-10-5-021011	2/10/2011	<0.0037	U		<0.0075	U		<0.0055	U		<0.01	U		<0.0031	U		<0.0058	U		<0.0098	U		<0.0062	U	
		VMP-10-5-040511	4/5/2011	<0.014	U		<0.0069	U		<0.0051	U		<0.0094	U		<0.012	U		<0.0054	U		<0.0091	U		<0.0057	U	
		VMP-10-5-07/2911	7/29/2011	0.0079	J		<0.0084	U		<0.0062	U		<0.011	U		<0.014	U		<0.0065	U		<0.011	U		<0.0069	U	
		VMP-10-5-110411	11/4/2011	<0.0086	U		<0.0044	U		<0.0032	U		<0.0059	U		<0.0073	U		<0.0034	U		<0.0057	U		<0.0036	U	
		VMP-10-5-012512	1/26/2012	<0.011	U		<0.0055	U		<0.004	U		<0.0074	U		<0.0092	U		<0.0043	U		<0.0072	U		<0.0045	U	
	10 ft	VMP-10-10	11/11/2009	<0.003	U		<0.007	U		<0.005	U		<0.009	U		<0.003	U		<0.005	U		<0.009	U		<0.005	U	
		VMP-10-10-090710	9/7/2010	0.04			<0.0083	U		<0.0061	U		<0.011	U		<0.0035	U		<0.0064	U		<0.011	U		<0.0068	U	
		VMP-10-10-111810	11/17/2010	<0.004	U		0.0012	J		<0.0059	U		<0.011	U		<0.0034	U		<0.0063	U		<0.011	U		<0.0067	U	
		VMP-10-10-021111	2/11/2011	<0.0031	U		<0.0064	U		<0.0046	U		<0.0086	U		<0.0027	U		<0.0049	U		<0.0083	U		<0.0052	U	
		VMP-10-10-040611	4/6/2011	0.0014	J		<0.0083	U		<0.0061	J	U	0.0024	J		<0.014	U		<0.0064	U		<0.011	U		<0.0068	J	U
		VMP-10-10-072911	7/29/2011	0.0088	J		<0.0087	U		<0.0064	U		<0.012	U		<0.014	U		<0.0067	U		0.0018	J		<0.0071	U	
		VMP-10-10-110411	11/4/2011	<0.011	J	U	<0.0056	U		<0.0041	J	U	<0.0076	U		<0.0094	U		<0.0044	U		<0.0074	U		<0.0046	U	
		VMP-10-10-110411-Dup	11/4/2011	<0.011	J	U	<0.0056	U		<0.0041	J	U	<0.0076	J	U	<0.0094	U		<0.0044	U		<0.0074	U		<0.0046	U	
		VMP-10-10-012512	1/26/2012	<0.011	U		<0.0055	U		<0.004	U		<0.0074	U		<0.0092	U		<0.0043	U		<0.0072	U		<0.0045	U	
		VMP-10-10-012512-Dup	1/26/2012	<0.011	U		<0.0058	U		<0.0042	U		<0.0078	U		<0.0096	U		<0.0045	U		<0.0076	U		<0.0047	U	
	20 ft	VMP-10-20	11/11/2009	<0.003	U		<0.007	U		<0.005	U		<0.009	U		<0.003	U		<0.005	U		<0.009	U		<0.005	U	
		VMP-10-20-D	11/11/2009	<0.003	U		<0.007	U		<0.005	U		<0.01	U		<0.003	U		<0.006	U		<0.01	U		<0.006	U	
		VMP-10-20-090710	9/7/2010	0.0021	J		<0.0087	U		<0.0064	U		<0.012	U		<0.0036	U		<0.0067	U		<0.011	U		<0.0071	U	
		VMP-10-20-090710-Dup	9/7/2010	0.0034	J		<0.0081	U		<0.0059	U		<0.011	U		<0.0034	U		<0.0063	U		<0.011	U		<0.0067	U	
		VMP-10-20-111810	11/17/2010	<0.0076	U		<0.015	U		<0.011	U		<0.021	U		<0.0064	U		0.0017	J		<0.02	U		<0.013	U	
		VMP-10-20-111810-Dup	11/17/2010	<0.0038	U		<0.0078	U		<0.0057	U		<0.01	U		<0.0032	U		0.0014	J		<0.01	U		<0.0064	U	
		VMP-10-20-021111	2/11/2011	<0.0038	U		<0.0077	U		<0.0056	U		<0.01	U		<0.0032	U		<0.006	U		<0.01	U		<0.0063	U	
		VMP-10-20-040611	4/6/2011	<0.018	J	U	<0.0092	U		<0.0068	J	U	<0.012	U		<0.016	U		<0.0072	U		<0.012	U		<0.0076	J	U
		VMP-10-20-072911	7/29/2011	<0.017	U		<0.0086	U		<0.0063	U		<0.012	U		<0.014	U		<0.0067	U		<0.011	U		<0.0071	U	
		VMP-10-20-110411	11/4/2011	<0.011	J	U	<0.0056	U		<0.0041	J	U	<0.0076	U		<0.0094	U		<0.0044	U		<0.0074	U		<0.0046	U	
		VMP-10-20-012612	1/26/2012	<0.01	U		<0.0053	U		<0.0039	U		<0.0072	U		<0.0089	U		<0.0041	U		<0.0069	U		<0.0043	U	
	30 ft	VMP-10-30	11/13/2009	<0.003	U		<0.007	U		<0.005	U		<0.01	U		<0.003	U		0.016			<0.01	U		<0.006	U	
VMP-11	5 ft	VMP-11-5	11/17/2009	<0.028	U		<0.056	U		<0.041	U		<0.076	U		<0.024	U		<0.044	U		<0.074	U		<0.046	U	
		VMP-11-5-090710	9/7/2010	0.0021	J		<0.0078	U		<0.0057	U		<0.01	U		<0.0032	U		0.0019	J		<0.01	U		<0.0064	U	
		VMP-11-5-112210	11/22/2010	<0.004	J	U	<0.0081	U		<0.0059	U		<0.011	U		<0.0034	U		0.0039	J		<0.011	U		<0.0067	U	
		VMP-11-5-021111	2/15/2011	<0.0036	U		<0.0072	U		<0.0052	U		<0.0097	U		<0.003	U		0.0025	J		<0.0094	U		<0.0059	U	
		VMP-11-5-040611	4/6/2011	0.0088	J		<0.068	U		<0.05	U		<0.092	U		<0.11	U		<0.053	U		0.055	J		<0.056	U	
		VMP-11-5-080711	8/7/2011	<0.046	U		<0.093	U		<0.068	U		<0.13	U		<0.16	U		<0.072	U		<0.12	U		<0.077	U	
		VMP-11-5-111111	11/11/2011	<0.036	U		<0.018	U		<0.014	U		<0.025	U		<0.031	U		0.006	J		<0.024	U		<0.015	U	
		VMP-11-5-012612	1/26/2012	<0.011	U		<0.0055	U		<0.004	U		<0.0074	U		<0.0092	U		0.01			<0.0072	U		<0.0045	U	
	8 ft	VMP-11-8	11/17/2009	<0.003	U		<0.007	U		<0.005	U		<0.01	U		<0.003	U		<0.006	U		<0.01	U		<0.006	U	
		VMP-11-8-080910	9/8/2010	<0.0049		U	<0.0081	U		<0.0059	U		<0.011	U		<0.0034	U		0.0014	J		<0.011	U		<0.0067	U	
		VMP-11-8-112210	11/22/2010	<0.004	J	U	<0.0081	U		<0.0059	U		<0.011	U		<0.0034	U		<0.0063	U		<0.011	U		<0.0067	U	
		VMP-11-8-021111	2/11/2011	<0.0039	U		<0.0079	U		<0.0058	U		<0.011	U		<0.0033	U		0.0018	J		<0.01	U		<0.0065	U	
		VMP-11-8-021111-Dup	2/11/2011	<0.0036	U		<0.0074	U		<0.0054	U		<0.01	U		<0.0031	U		0.0019	J		<0.0097	U		<0.0061	U	
		VMP-11-8-040611	4/6/2011	<0.069	U		<0.035	U		<0.026	U		<0.047	U		<0.058	U		<0.027	U		<0.046	U		<0.029	U	
		VMP-11-8-040611-Dup	4/6/2011	0.0041	J		<0.03	U		<0.022	U		<0.041	U		<0.051	U		0.0029	J		<0.04	U		<0.025	U	
		VMP-11-8-080711	8/7/2011	<0.046	U		<0.093	U		<0.068	U		<0.13	U		<0.16	U		<0.072	U		<0.12	U		<0.077	U	
		VMP-11-8-111411	11/14/2011	0.0037	J		<0.0055	U		<0.004	U		<0.0075	U		<0.0093	U		0.0026	J		<0.0073	U		<0.0046	U	
		VMP-11-8-012612	1/26/2012	<0.011	U		<0.0054	U		<0.0039	U		<0.0073	U		<0.009	U		0.0094			<0.0071	U		<0.0044	U	
	29 ft	VMP-11-29	11/18/2009	<26	U		<53	U		<39	U		<72	U		<22	U		<42	U		<70	U		<44	U	
		VMP-11-29-090810	9/8/2010	<0.1	U		<0.2	U		<0.15	U		<0.27	U		<0.085	U		<0.16	U		<0.27	U		<0.17	U	
		VMP-11-29-112210	11/22/2010	<1.4	U		<2.9	U		<2.1	U		<3.9	U		<1.2	U		<2.2	U		<3.8	U		<2.4	U	
		VMP-11-29-112210-Dup	11/22/2010	<1	U		<2	U		<1.5	U		<2.7	U		<0.84	U		<1.6	U		<2.6	U		<1.6	U	
		VMP-11-29-021411	2/14/2011	<0.0039	U		<0.0079	U		<0.0058	U		<0.011	U		<0.0033	U		0.0069			<0.01	U		<0.0065	U	
		VMP-11-29-040611	4/6/2011	0.0075	J		<0.059	U		<0.044	U		<0.08	U		<0.1	U		<0.046	U		<0.078	U		<0.049	U	
		VMP-11-29-082511	8/25/2011	<0.017	U		<0.0087	U		<0.0064	U		<0.012	U		<0.014	U		0.013			<0.011	U		<0.0071	U	
		VMP-11-29-082511-Dup	8/25/2011	<0.017	U		<0.0087	U		<0.0064	U		<0.012	U		<0.014	U		0.013			<0.011	U		<0.0071	U	
		VMP-11-29-111411	11/14/2011	<0.011	U		<0.0055	U		<0.004	U		<0.0074	U		<0.0092	U		0.014			<0.0072	U		<0.0045	U	
		VMP-11-29-012612	1/26/2012	<0.01	U		<0.0053	U		<0.0039	U		<0.0072	U		<0.0089	U		0.024			<0.0069	U		<0.0043	U	
	38 ft	VMP-11-38	11/18/2009	<77	U		<160	U		<110	U		<210	U		<65	U		<120	U		<200	U		<130	U	

See last page of table for notes.

TABLE 4 CUMULATIVE SUMMARY OF SOIL VAPOR ANALYTICAL DETECTIONS AND SCREENING RESULTS:PUBLIC WORKS YARD AND WRR - VOCS

				Cyclohexane			1,2-Dibromoethane			1,2-Dichlorobenzene			1,3-Dichlorobenzene			1,4-Dichlorobenzene			1,1-Dichloroethane			1,2-Dichloroethane		
Screening Critiera (mg/m^3)							0.06			1,700						6,800			4,200			0.81		
Location	Depth	Sample ID	Sample Date	Result (mg/m^3)	Lab Qualifier	URS Qualifier	Result (mg/m^3)	Lab Qualifier	URS Qualifier	Result (mg/m^3)	Lab Qualifier	URS Qualifier	Result (mg/m^3)	Lab Qualifier	URS Qualifier	Result (mg/m^3)	Lab Qualifier	URS Qualifier	Result (mg/m^3)	Lab Qualifier	URS Qualifier	Result (mg/m^3)	Lab Qualifier	URS Qualifier
VMP-10	5 ft	VMP-10-5	11/11/2009	<0.003	U		<0.008	U		<0.006	U		<0.006	U		<0.006	U		<0.004	U		<0.004	U	
		VMP-10-5-090710	9/7/2010	0.0092			<0.01	U		<0.0079	U		<0.0079	U		<0.0079	U		<0.0053	U		<0.0053	U	
		VMP-10-5-111810	11/17/2010	0.0048			<0.0093	U		<0.0073	U		<0.0073	U		<0.0073	U		<0.0049	U		<0.0049	U	
		VMP-10-5-021011	2/10/2011	0.023			<0.0091	U		<0.0072	U		<0.0072	U		<0.0072	U		<0.0048	U		<0.0048	U	
		VMP-10-5-040511	4/5/2011	0.0053			<0.0084	U		<0.0066	J	U	<0.0066	U		<0.0066	J	U	<0.0044	U		<0.0044	U	
		VMP-10-5-07/2911	7/29/2011	<0.0046	U		<0.01	U		<0.008	U		<0.008	U		<0.008	U		<0.0054	U		<0.0054	U	
		VMP-10-5-110411	11/4/2011	<0.0024	U		<0.0053	U		<0.0042	U		<0.0042	U		<0.0042	U		<0.0028	U		<0.0028	U	
		VMP-10-5-012512	1/26/2012	0.00067	J		<0.0067	U		<0.0053	U		<0.0053	U		<0.0053	U		<0.0035	U		<0.0035	U	
	10 ft	VMP-10-10	11/11/2009	<0.003	U		<0.008	U		<0.006	U		<0.006	U		<0.006	U		<0.004	U		<0.004	U	
		VMP-10-10-090710	9/7/2010	0.0052			<0.01	U		<0.0079	U		<0.0079	U		<0.0079	U		<0.0053	U		<0.0053	U	
		VMP-10-10-111810	11/17/2010	0.0053			<0.0099	U		<0.0078	U		<0.0078	U		<0.0078	U		<0.0052	U		<0.0052	U	
		VMP-10-10-021111	2/11/2011	0.0034	J		<0.0078	U		<0.0061	U		<0.0061	U		<0.0061	J	U	<0.0041	U		<0.0041	U	
		VMP-10-10-040611	4/6/2011	0.0021	J		<0.01	J	U	<0.0079	J	U	<0.0079	J	U	<0.0079	J	U	<0.0053	U		<0.0053	U	
		VMP-10-10-072911	7/29/2011	0.0019	J		<0.011	U		<0.0083	U		<0.0083	U		<0.0083	U		<0.0056	U		<0.0056	U	
		VMP-10-10-110411	11/4/2011	<0.0031	U		<0.0069	U		<0.0054	U		<0.0054	U		<0.0054	U		<0.0036	U		<0.0036	U	
		VMP-10-10-110411-Dup	11/4/2011	<0.0031	U		<0.0069	U		<0.0054	U		<0.0054	U		<0.0054	U		<0.0036	U		<0.0036	U	
		VMP-10-10-012512	1/26/2012	<0.003	U		<0.0067	U		<0.0053	U		<0.0053	U		<0.0053	U		<0.0035	U		<0.0035	U	
		VMP-10-10-012512-Dup	1/26/2012	0.0029	J		<0.007	U		0.0015	J		<0.0055	U		<0.0055	U		<0.0037	U		<0.0037	U	
	20 ft	VMP-10-20	11/11/2009	<0.003	U		<0.008	U		<0.006	U		<0.006	U		<0.006	U		<0.004	U		<0.004	U	
		VMP-10-20-D	11/11/2009	<0.004	U		<0.009	U		<0.007	U		<0.007	U		<0.007	U		<0.005	U		<0.005	U	
		VMP-10-20-090710	9/7/2010	0.0035	J		<0.011	U		<0.0083	U		<0.0083	U		<0.0083	U		<0.0056	U		<0.0056	U	
		VMP-10-20-090710-Dup	9/7/2010	0.002	J		<0.0099	U		<0.0078	U		<0.0078	U		<0.0078	U		<0.0052	U		<0.0052	U	
		VMP-10-20-111810	11/17/2010	0.0025	J		<0.019	U		<0.015	U		<0.015	U		<0.015	U		<0.0099	U		<0.0099	U	
		VMP-10-20-111810-Dup	11/17/2010	0.0056			<0.0095	U		<0.0074	U		<0.0074	U		<0.0074	U		<0.005	U		<0.005	U	
		VMP-10-20-021111	2/11/2011	0.0027	J		<0.0094	U		<0.0073	U		<0.0073	U		<0.0073	U		<0.0049	U		<0.0049	U	
		VMP-10-20-040611	4/6/2011	0.0034	J		<0.011	U		<0.0088	J	U	<0.0088	J	U	<0.0088	J	U	<0.006	U		<0.0059	U	
		VMP-10-20-072911	7/29/2011	<0.0047	U		<0.01	U		<0.0082	U		<0.0082	U		<0.0082	U		<0.0055	U		<0.0055	U	
		VMP-10-20-110411	11/4/2011	<0.0031	U		<0.0069	U		<0.0054	U		<0.0054	U		<0.0054	U		<0.0036	U		<0.0036	U	
		VMP-10-20-012612	1/26/2012	0.0062			<0.0064	U		<0.005	U		<0.005	U		<0.005	U		<0.0034	U		<0.0034	U	
	30 ft	VMP-10-30	11/13/2009	<0.004	U		<0.009	U		<0.007	U		<0.007	U		<0.007	U		<0.005	U		<0.005	U	
VMP-11	5 ft	VMP-11-5	11/17/2009	<0.031	U		<0.069	U		<0.054	U		<0.054	U		<0.054	U		<0.036	U		<0.036	U	
		VMP-11-5-090710	9/7/2010	0.0012	J		<0.0095	U		<0.0074	U		<0.0074	U		<0.0074	U		<0.005	U		<0.005	U	
		VMP-11-5-112210	11/22/2010	<0.0044	U		<0.0099	U		<0.0078	U		0.0011	J		<0.0078	U		<0.0052	U		<0.0052	U	
		VMP-11-5-021111	2/15/2011	0.0089			<0.0088	U		<0.0068	U		<0.0068	U		<0.0068	U		<0.0046	U		<0.0046	U	
		VMP-11-5-040611	4/6/2011	0.082			<0.083	U		<0.065	U		<0.065	U		<0.065	U		<0.044	U		<0.044	U	
		VMP-11-5-080711	8/7/2011	<0.051	U		<0.11	U		<0.089	U		<0.089	U		<0.089	U		<0.06	U		<0.06	U	
		VMP-11-5-111111	11/11/2011	0.14			<0.022	U		<0.018	U		<0.018	U		<0.018	U		<0.012	U		<0.012	U	
		VMP-11-5-012612	1/26/2012	<0.003	U		<0.0067	U		<0.0053	U		<0.0053	U		<0.0053	U		<0.0035	U		<0.0035	U	
	8 ft	VMP-11-8	11/17/2009	<0.004	U		<0.009	U		<0.007	U		<0.007	U		<0.007	U		<0.005	U		<0.005	U	
		VMP-11-8-080910	9/8/2010	0.00085	J		<0.0099	U		<0.0078	U		<0.0078	U		<0.0078	U		<0.0052	U		<0.0052	U	
		VMP-11-8-112210	11/22/2010	<0.0044	U		<0.0099	U		<0.0078	U		<0.0078	U		<0.0078	U		<0.0052	U		<0.0052	U	
		VMP-11-8-021111	2/11/2011	0.0013	J		<0.0096	U		<0.0075	U		<0.0075	U		<0.0075	U		<0.005	U		<0.005	U	
		VMP-11-8-021111-Dup	2/11/2011	0.001	J		<0.009	U		<0.0071	U		<0.0071	U		<0.0071	U		<0.0048	U		<0.0048	U	
		VMP-11-8-040611	4/6/2011	0.042			<0.043	U		<0.033	U		<0.033	U		<0.033	U		<0.022	U		<0.022	U	
		VMP-11-8-040611-Dup	4/6/2011	0.047			<0.037	U		<0.029	U		<0.029	U		<0.029	U		<0.019	U		<0.019	U	
		VMP-11-8-080711	8/7/2011	<0.051	U		<0.11	U		<0.089	U		<0.089	U		<0.089	U		<0.06	U		<0.06	U	
		VMP-11-8-111411	11/14/2011	0.0077			<0.0068	U		<0.0053	U		<0.0053	U		<0.0053	U		<0.0036	U		<0.0036	U	
		VMP-11-8-012612	1/26/2012	<0.0029	U		<0.0066	U		<0.0051	U		<0.0051	U		<0.0051	U		<0.0035	U		<0.0035	U	
	29 ft	VMP-11-29	11/18/2009	<29	U		<65	U		<51	U		<51	U		<51	U		<34	U		<34	U	
		VMP-11-29-090810	9/8/2010	0.068	J		<0.25	U		<0.19	U		<0.19	U		<0.19	U		<0.13	U		<0.13	U	
		VMP-11-29-112210	11/22/2010	<1.6	U		<3.5	U		<2.8	U		<2.8	U		<2.8	U		<1.9	U		<1.9	U	
		VMP-11-29-112210-Dup	11/22/2010	<1.1	U		<2.5	U		<1.9	U		<1.9	U		<1.9	U		<1.3	U		<1.3	U	
		VMP-11-29-021411	2/14/2011	0.032			<0.0096	U		<0.0075	U		<0.0075	U		<0.0075	U		<0.005	U		<0.005	U	
		VMP-11-29-040611	4/6/2011	0.065			<0.073	U		<0.057	U		<0.057	U		<0.057	U		<0.038	U		<0.038	U	
		VMP-11-29-082511	8/25/2011	<0.0048	U		<0.011	U		<0.0083	U		<0.0083	U		<0.0083	U		<0.0056	U		<0.0056	U	
		VMP-11-29-082511-Dup	8/25/2011	<0.0048	U		<0.011	U		<0.0083	U		<0.0083	U		<0.0083	U		<0.0056	U		<0.0056	U	
		VMP-11-29-111411	11/14/2011	0.0014	J		<0.0067	U		<0.0053	U		<0.0053	U		<0.0053	U		<0.0035	U		<0.0035	U	
		VMP-11-29-012612	1/26/2012	<0.0029	U		<0.0064	U		<0.005	U		<0.005	U		<0.005	U		<0.0034	U		<0.0034	U	
	38 ft	VMP-11-38	11/18/2009	<85	U		<190	U		<150	U		<150	U		<150	U		<100	U		<100	U	

See last page of table for notes.

TABLE 4 CUMULATIVE SUMMARY OF SOIL VAPOR ANALYTICAL DETECTIONS AND SCREENING RESULTS:PUBLIC WORKS YARD AND WRR - VOCS

				1,1-Dichloroethene			cis-1,2-Dichloroethene			Dichlorodifluoromethane			Dichloromethane (Methylene chloride)			1,2-Dichloropropane			trans-1,3-Dichloropropene			1,4-Dioxane		
Screening Critiera (mg/m^3)				1,600			1,100,000						45			0.46			6.2			2.3		
Location	Depth	Sample ID	Sample Date	Result (mg/m^3)	Lab Qualifier	URS Qualifier	Result (mg/m^3)	Lab Qualifier	URS Qualifier	Result (mg/m^3)	Lab Qualifier	URS Qualifier	Result (mg/m^3)	Lab Qualifier	URS Qualifier	Result (mg/m^3)	Lab Qualifier	URS Qualifier	Result (mg/m^3)	Lab Qualifier	URS Qualifier	Result (mg/m^3)	Lab Qualifier	URS Qualifier
VMP-10	5 ft	VMP-10-5	11/11/2009	<0.004	U		<0.004	U		<0.005	U		<0.003	U		<0.005	U		<0.005	U		<0.016	U	
		VMP-10-5-090710	9/7/2010	<0.0052	U		<0.0052	U		0.0024	J		<0.0046	U		<0.0061	U		<0.006	U		<0.019	U	
		VMP-10-5-111810	11/17/2010	<0.0048	U		<0.0048	U		0.0017	J		<0.0042	U		<0.0056	U		<0.0055	U		<0.017	U	
		VMP-10-5-021011	2/10/2011	<0.0047	U		<0.0047	U		0.0024	J		<0.0041	U		<0.0055	U		<0.0054	U		<0.017	U	
		VMP-10-5-040511	4/5/2011	<0.0044	U		<0.0044	U		0.0021	J		<0.0038	J	U	<0.0051	U		<0.005	U		<0.016	U	
		VMP-10-5-07/2911	7/29/2011	<0.0053	U		<0.0053	U		0.002	J		0.00098	J		<0.0062	U		<0.0061	U		0.041		
		VMP-10-5-110411	11/4/2011	<0.0028	U		<0.0028	U		0.0018	J		0.0014	J		<0.0032	U		<0.0032	U		<0.01	U	
		VMP-10-5-012512	1/26/2012	<0.0035	U		<0.0035	U		0.0025	J		0.0014	J		<0.004	U		<0.004	U		<0.013	U	
	10 ft	VMP-10-10	11/11/2009	<0.004	U		<0.004	U		<0.005	U		<0.004	U		<0.005	U		<0.005	U		<0.016	U	
		VMP-10-10-090710	9/7/2010	<0.0052	U		<0.0052	U		0.0025	J		<0.0046	U		<0.0061	U		<0.006	U		0.0077	J	
		VMP-10-10-111810	11/17/2010	<0.0051	U		<0.0051	U		0.0022	J		0.001	J		<0.006	U		<0.0058	U		0.0042	J	
		VMP-10-10-021111	2/11/2011	<0.004	U		<0.004	U		0.0015	J		<0.0035	U		<0.0047	U		<0.0046	U		<0.014	U	
		VMP-10-10-040611	4/6/2011	<0.0052	U		<0.0052	J	U	0.0023	J		0.016			<0.0061	U		<0.006	J	U	<0.019	U	
		VMP-10-10-072911	7/29/2011	<0.0055	U		<0.0055	U		0.0021	J		<0.0048	J	U	<0.0064	U		<0.0063	U		0.017	J	
		VMP-10-10-110411	11/4/2011	<0.0035	U		0.0031	J		0.0026	J		0.002	J		<0.0041	U		<0.0041	U		0.0025	J	
		VMP-10-10-110411-Dup	11/4/2011	<0.0035	U		0.0018	J		0.0026	J		0.002	J		0.00064	J		<0.0041	U		<0.013	U	
		VMP-10-10-012512	1/26/2012	<0.0035	U		<0.0035	U		0.0032	J		0.0035			<0.004	U		<0.004	U		<0.013	U	
		VMP-10-10-012512-Dup	1/26/2012	<0.0036	U		<0.0036	U		0.0026	J		0.0025	J		<0.0042	U		<0.0042	U		<0.013	U	
	20 ft	VMP-10-20	11/11/2009	<0.004	U		<0.004	U		<0.005	U		<0.003	U		<0.005	U		<0.005	U		<0.016	U	
		VMP-10-20-D	11/11/2009	<0.004	U		<0.004	U		<0.006	U		<0.004	U		<0.005	U		<0.005	U		<0.018	U	
		VMP-10-20-090710	9/7/2010	<0.0055	U		<0.0055	U		0.0027	J		<0.0048	J	U	<0.0064	U		<0.0063	U		<0.02	U	
		VMP-10-20-090710-Dup	9/7/2010	<0.0051	U		<0.0051	U		0.0033	J		<0.026		U	<0.006	U		<0.0058	U		<0.018	U	
		VMP-10-20-111810	11/17/2010	<0.0097	U		<0.0097	U		0.0028	J		<0.0085	U		<0.011	U		<0.011	U		<0.035	U	
		VMP-10-20-111810-Dup	11/17/2010	<0.0049	U		<0.0049	U		0.0019	J		0.0026	J		<0.0057	U		<0.0056	U		<0.018	U	
		VMP-10-20-021111	2/11/2011	<0.0048	U		<0.0048	U		0.002	J		<0.0042	U		<0.0056	U		<0.0055	U		<0.018	U	
		VMP-10-20-040611	4/6/2011	<0.0058	U		<0.0058	U		0.0021	J		0.0068			<0.0068	U		<0.0067	J	U	<0.021	U	
		VMP-10-20-072911	7/29/2011	<0.0054	U		<0.0054	U		0.0023	J		<0.0047	U		<0.0063	U		<0.0062	U		<0.02	U	
		VMP-10-20-110411	11/4/2011	<0.0035	U		0.0011	J		0.0027	J		0.0017	J		<0.0041	U		<0.0041	U		<0.013	U	
		VMP-10-20-012612	1/26/2012	<0.0033	U		<0.0033	U		0.0024	J		0.00031	J		<0.0039	U		<0.0038	U		<0.012	U	
	30 ft	VMP-10-30	11/13/2009	<0.004	U		<0.004	U		<0.006	U		<0.004	U		<0.005	U		<0.005	U		<0.018	U	
VMP-11	5 ft	VMP-11-5	11/17/2009	<0.035	U		<0.035	U		<0.044	U		<0.031	U		<0.041	U		<0.041	U		<0.13	U	
		VMP-11-5-090710	9/7/2010	<0.0049	U		<0.0049	U		0.0025	J		<0.0043	U		<0.0057	U		<0.0056	U		<0.018	U	
		VMP-11-5-112210	11/22/2010	<0.0051	U		<0.0051	U		0.0019	J		<0.0045	U		<0.006	U		<0.0058	U		<0.018	U	
		VMP-11-5-021111	2/15/2011	<0.0045	U		<0.0045	U		0.0029	J		0.0011	J		<0.0053	U		<0.0052	U		<0.016	U	
		VMP-11-5-040611	4/6/2011	<0.043	U		<0.043	U		<0.053	U		0.0086	J		<0.05	U		<0.049	U		<0.16	U	
		VMP-11-5-080711	8/7/2011	<0.059	U		<0.059	U		<0.073	U		<0.052	U		<0.069	U		<0.067	U		<0.21	U	
		VMP-11-5-111111	11/11/2011	<0.012	U		<0.012	U		<0.014	U		<0.01	J	U	<0.014	U		<0.013	U		<0.042	U	
		VMP-11-5-012612	1/26/2012	<0.0035	U		<0.0035	U		0.0024	J		0.0072			<0.004	U		<0.004	U		<0.013	U	
	8 ft	VMP-11-8	11/17/2009	<0.004	U		<0.004	U		<0.006	U		<0.004	U		<0.005	U		<0.005	U		<0.018	U	
		VMP-11-8-080910	9/8/2010	<0.0051	U		<0.0051	U		0.0038	J		0.047			<0.006	U		<0.0058	U		<0.018	U	
		VMP-11-8-112210	11/22/2010	<0.0051	U		<0.0051	U		0.0022	J		<0.0045	U		<0.006	U		<0.0058	U		<0.018	U	
		VMP-11-8-021111	2/11/2011	<0.005	U		<0.005	U		0.0035	J		<0.0043	U		<0.0058	U		<0.0057	U		<0.018	U	
		VMP-11-8-021111-Dup	2/11/2011	<0.0046	U		<0.0046	U		0.0033	J		<0.0041	U		<0.0054	U		<0.0053	U		<0.017	U	
		VMP-11-8-040611	4/6/2011	<0.022	U		<0.022	U		<0.027	U		<0.019	U		<0.026	U		<0.025	U		<0.08	U	
		VMP-11-8-040611-Dup	4/6/2011	<0.019	U		<0.019	U		<0.024	U		0.0027	J		<0.022	U		<0.022	U		<0.069	U	
		VMP-11-8-080711	8/7/2011	<0.059	U		<0.059	U		<0.073	U		<0.052	U		<0.069	U		<0.067	U		<0.21	U	
		VMP-11-8-111411	11/14/2011	<0.0035	U		0.0011	J		0.0025	J		<0.003	J	U	<0.0041	U		<0.004	U		<0.013	U	
		VMP-11-8-012612	1/26/2012	<0.0034	U		<0.0034	U		0.0028	J		0.0029	J		<0.004	U		<0.0039	U		<0.012	U	
	29 ft	VMP-11-29	11/18/2009	<34	U		<34	U		<42	U		<30	U		<39	U		<38	U		<120	U	
		VMP-11-29-090810	9/8/2010	<0.13	U		<0.13	U		<0.16	U		<0.11	U		<0.15	U		<0.15	U		<0.46	U	
		VMP-11-29-112210	11/22/2010	<1.8	U		<1.8	U		<2.3	U		<1.6	U		<2.1	U		<2.1	U		<6.6	U	
		VMP-11-29-112210-Dup	11/22/2010	<1.3	U		<1.3	U		<1.6	U		<1.1	U		<1.5	U		<1.4	U		<4.6	U	
		VMP-11-29-021411	2/14/2011	<0.005	U		<0.005	U		0.0041	J		<0.0043	U		<0.0058	U		<0.0057	U		<0.018	U	
		VMP-11-29-040611	4/6/2011	<0.037	U		<0.037	U		<0.047	U		<0.033	U		<0.044	U		<0.043	U		<0.14	U	
		VMP-11-29-082511	8/25/2011	<0.0055	U		<0.0055	U		0.0023	J		0.0021	J		<0.0064	U		<0.0063	U		<0.02	U	
		VMP-11-29-082511-Dup	8/25/2011	<0.0055	U		<0.0055	U		0.0023	J		<0.0048	J	U	<0.0064	U		<0.0063	U		<0.02	U	
		VMP-11-29-111411	11/14/2011	<0.0035	U		<0.0035	U		0.0019	J		<0.003	J	U	<0.004	U		<0.004	U		<0.013	U	
		VMP-11-29-012612	1/26/2012	<0.0033	U		<0.0033	U		0.0025	J		<0.0029	U		<0.0039	U		<0.0038	U		<0.012	U	
	38 ft	VMP-11-38	11/18/2009	<98	U		<98	U		<120	U		<86	U		<110	U		<110	U		<360	U	

See last page of table for notes.

TABLE 4 CUMULATIVE SUMMARY OF SOIL VAPOR ANALYTICAL DETECTIONS AND SCREENING RESULTS:PUBLIC WORKS YARD AND WRR - VOCS

				Ethanol			Ethylbenzene			4-Ethyltoluene			Freon 113			Heptane			Hexachlorobutadiene			Hexane		
Screening Critiera (mg/m^3)							8,300																	
Location	Depth	Sample ID	Sample Date	Result (mg/m^3)	Lab Qualifier	URS Qualifier	Result (mg/m^3)	Lab Qualifier	URS Qualifier	Result (mg/m^3)	Lab Qualifier	URS Qualifier	Result (mg/m^3)	Lab Qualifier	URS Qualifier	Result (mg/m^3)	Lab Qualifier	URS Qualifier	Result (mg/m^3)	Lab Qualifier	URS Qualifier	Result (mg/m^3)	Lab Qualifier	URS Qualifier
VMP-10	5 ft	VMP-10-5	11/11/2009	0.18		J	<0.004	U		<0.005	U		<0.008	U		<0.004	U		<0.047	U		<0.003	U	
		VMP-10-5-090710	9/7/2010	0.015			0.009			0.0072			<0.01	U		0.0071			<0.056	U		0.015		
		VMP-10-5-111810	11/17/2010	0.004	J		0.0014	J		<0.0059	U		<0.0093	U		0.012			<0.052	U		0.0072		
		VMP-10-5-021011	2/10/2011	<0.009	U		0.0029	J		0.0013	J		<0.0091	U		0.044			<0.051	U		0.11		
		VMP-10-5-040511	4/5/2011	0.028			0.0018	J		0.005	J		<0.0084	U		0.0051			<0.047	U		0.0066		
		VMP-10-5-07/2911	7/29/2011	0.05			0.0012	J		<0.0066	J	U	<0.01	U		<0.0055	U		<0.057	U		0.0036	J	
		VMP-10-5-110411	11/4/2011	0.011			0.00086	J		<0.0034	J	U	<0.0053	U		<0.0028	U		<0.03	U		0.00062	J	
		VMP-10-5-012512	1/26/2012	0.017			<0.0038	U		<0.0043	U		<0.0067	U		0.0022	J		<0.037	U		0.0028	J	
	10 ft	VMP-10-10	11/11/2009	0.046		J	<0.005	U		<0.005	U		<0.008	U		<0.004	U		<0.049	U		<0.004	U	
		VMP-10-10-090710	9/7/2010	0.0079	J		<0.0057	U		<0.0065	U		<0.01	U		0.0017	J		<0.056	U		0.0016	J	
		VMP-10-10-111810	11/17/2010	0.0096	J		0.0014	J		<0.0063	U		<0.0099	U		0.01			<0.055	U		0.0096		
		VMP-10-10-021111	2/11/2011	0.1			0.0017	J		<0.005	J	U	<0.0077	U		0.006			<0.043	U		0.0049		
		VMP-10-10-040611	4/6/2011	0.013			0.00094	J		<0.0065	J	U	<0.01	U		0.0022	J		<0.056	J	U	0.0068		
		VMP-10-10-072911	7/29/2011	0.029			0.0024	J		<0.0068	J	U	<0.01	U		0.0027	J		<0.059	U		0.0025	J	
		VMP-10-10-110411	11/4/2011	0.0095			0.00097	J		0.0021	J		<0.0068	U		0.0009	J		<0.038	U		<0.0032	J	U
		VMP-10-10-110411-Dup	11/4/2011	0.016			0.00091	J		0.0019	J		<0.0068	U		0.0018	J		<0.038	U		<0.0032	J	U
		VMP-10-10-012512	1/26/2012	0.028		J	<0.0038	U		<0.0043	U		<0.0067	U		<0.0036	U		<0.037	U		<0.0031	U	
		VMP-10-10-012512-Dup	1/26/2012	0.013		J	<0.004	U		0.0011	J		<0.007	U		<0.0037	U		<0.039	U		0.00092	J	
	20 ft	VMP-10-20	11/11/2009	0.036		J	<0.004	U		<0.005	U		<0.008	U		0.0049			<0.048	U		0.0068		
		VMP-10-20-D	11/11/2009	0.22		J	<0.005	U		<0.006	U		<0.009	U		<0.005	U		<0.053	U		<0.004	U	
		VMP-10-20-090710	9/7/2010	0.012		J	0.002	J		<0.0068	U		<0.01	U		0.0037	J		<0.059	U		0.0061		
		VMP-10-20-090710-Dup	9/7/2010	0.048		J	0.0017	J		<0.0063	U		<0.0099	U		0.0025	J		<0.055	U		0.0043	J	
		VMP-10-20-111810	11/17/2010	0.0097	J		<0.011	U		<0.012	U		<0.019	U		0.0048	J		<0.1	U		0.0049	J	
		VMP-10-20-111810-Dup	11/17/2010	0.017			0.0015	J		<0.0061	U		<0.0095	U		0.013			<0.053	U		0.0097		
		VMP-10-20-021111	2/11/2011	0.018			<0.0053	U		<0.006	U		<0.0094	U		0.0056			<0.052	U		0.0043		
		VMP-10-20-040611	4/6/2011	0.05			0.0026	J		<0.0072	J	U	<0.011	U		0.0036	J		<0.063	J	U	0.0084		
		VMP-10-20-072911	7/29/2011	0.062			0.0014	J		0.0013	J		<0.01	U		<0.0056	U		<0.058	U		0.003	J	
		VMP-10-20-110411	11/4/2011	0.085			0.00094	J		0.0015	J		<0.0068	U		0.002	J		<0.038	U		0.0033		
		VMP-10-20-012612	1/26/2012	0.0046	J		<0.0036	U		<0.0041	U		<0.0064	U		0.0026	J		<0.036	U		0.011		
	30 ft	VMP-10-30	11/13/2009	<0.009	U		<0.005	U		<0.006	U		<0.009	U		<0.005	U		<0.053	U		0.0052		
VMP-11	5 ft	VMP-11-5	11/17/2009	<0.067	U		<0.039	U		<0.044	U		<0.068	U		<0.037	U		<0.38	U		<0.032	U	
		VMP-11-5-090710	9/7/2010	0.0099			0.0019	J		<0.0061	U		<0.0095	U		0.001	J		<0.053	U		<0.0044	U	
		VMP-11-5-112210	11/22/2010	0.011			0.0021	J		<0.0063	U		<0.0099	U		0.0013	J		<0.055	U		0.0018	J	
		VMP-11-5-021111	2/15/2011	0.017			0.0055			<0.0056	J	U	<0.0087	U		0.018			<0.049	U		0.028		
		VMP-11-5-040611	4/6/2011	<0.081	U		<0.047	U		<0.053	U		<0.083	U		0.042	J		<0.46	U		0.28		
		VMP-11-5-080711	8/7/2011	0.046	J		<0.064	U		<0.073	U		<0.11	U		<0.061	U		<0.63	U		<0.052	U	
		VMP-11-5-111111	11/11/2011	<0.022	U		<0.013	U		<0.014	U		<0.022	U		0.084			<0.12	U		0.25		
		VMP-11-5-012612	1/26/2012	0.022			0.00096	J		<0.0043	U		<0.0067	U		<0.0036	U		<0.037	U		<0.0031	U	
	8 ft	VMP-11-8	11/17/2009	0.14		J	<0.005	U		<0.006	U		<0.009	U		<0.005	U		<0.053	U		<0.004	U	
		VMP-11-8-080910	9/8/2010	0.013			<0.0056	U		<0.0063	U		<0.0099	U		0.0016	J		<0.055	U		0.0034	J	
		VMP-11-8-112210	11/22/2010	0.0056	J		0.0016	J		<0.0063	U		<0.0099	U		0.00074	J		<0.055	U		<0.0045	U	
		VMP-11-8-021111	2/11/2011	0.036			<0.0054	U		<0.0061	U		<0.0096	U		0.0033	J		<0.053	U		0.003	J	
		VMP-11-8-021111-Dup	2/11/2011	0.016			<0.0051	U		<0.0058	U		<0.009	U		0.0017	J		<0.05	U		0.0016	J	
		VMP-11-8-040611	4/6/2011	<0.042	U		<0.024	U		<0.027	U		<0.042	U		0.035			<0.24	U		<0.02	U	UJ
		VMP-11-8-040611-Dup	4/6/2011	<0.036	U		<0.021	U		<0.024	U		<0.037	U		0.025			<0.2	U		0.12		J
		VMP-11-8-080711	8/7/2011	0.14			<0.064	U		<0.073	U		<0.11	U		<0.061	U		<0.63	U		<0.052	U	
		VMP-11-8-111411	11/14/2011	0.043			0.0013	J		0.00086	J		<0.0067	U		0.005			<0.038	U		0.016		
		VMP-11-8-012612	1/26/2012	0.019			<0.0037	U		<0.0042	U		<0.0066	U		<0.0035	U		<0.036	U		<0.003	U	
	29 ft	VMP-11-29	11/18/2009	<64	U		<37	U		<42	U		<65	U		<35	U		<360	U		<30	U	
		VMP-11-29-090810	9/8/2010	<0.24	U		0.033	J		0.26			<0.25	U		<0.13	U		<1.4	U		0.1	J	
		VMP-11-29-112210	11/22/2010	<3.5	U		<2	U		<2.3	U		<3.5	U		<1.9	U		<20	U		<1.6	U	
		VMP-11-29-112210-Dup	11/22/2010	<2.4	U		<1.4	U		<1.6	U		<2.4	U		<1.3	U		<14	U		<1.1	U	
		VMP-11-29-021411	2/14/2011	0.018			0.0015	J		<0.0061	J	U	<0.0096	U		0.0062			<0.053	U		0.042		
		VMP-11-29-040611	4/6/2011	<0.071	U		<0.041	U		<0.046	U		<0.072	U		0.052			<0.4	U		0.25		
		VMP-11-29-082511	8/25/2011	0.013			0.0014	J		0.0017	J	J	<0.01	U		<0.0056	U		<0.059	U		0.002	J	
		VMP-11-29-082511-Dup	8/25/2011	0.016			0.0012	J		0.0018	J	J	<0.01	U		<0.0056	U		<0.059	U		0.0032	J	
		VMP-11-29-111411	11/14/2011	0.026			0.00086	J		<0.0043	U		<0.0067	U		0.0029	J		<0.037	U		0.0023	J	
		VMP-11-29-012612	1/26/2012	0.031			<0.0036	U		<0.0041	U		<0.0064	U		<0.0034	U		<0.036	U		<0.003	U	
	38 ft	VMP-11-38	11/18/2009	<180	U		<110	U		<120	U		<190	U		<100	U		<1000	U		<87	U	

See last page of table for notes.

TABLE 4 CUMULATIVE SUMMARY OF SOIL VAPOR ANALYTICAL DETECTIONS AND SCREENING RESULTS:PUBLIC WORKS YARD AND WRR - VOCS

				2-Hexanone (Methyl N-Butyl Ketone)			Isopentane			Isopropylbenzene (Cumene)			4-Methyl-2-pentanone (Methyl Isobutyl Ketone)			Methyl tert-Butyl Ether (MTBE)			2-Propanol			n-Propylbenzene		
Screening Critiera (mg/m^3)										3,500						23,000								
Location	Depth	Sample ID	Sample Date	Result (mg/m^3)	Lab Qualifier	URS Qualifier	Result (mg/m^3)	Lab Qualifier	URS Qualifier	Result (mg/m^3)	Lab Qualifier	URS Qualifier	Result (mg/m^3)	Lab Qualifier	URS Qualifier	Result (mg/m^3)	Lab Qualifier	URS Qualifier	Result (mg/m^3)	Lab Qualifier	URS Qualifier	Result (mg/m^3)	Lab Qualifier	URS Qualifier
VMP-10	5 ft	VMP-10-5	11/11/2009	<0.018	U					<0.005	U		<0.004	U		<0.004	U		0.87			<0.005	U	
		VMP-10-5-090710	9/7/2010	<0.022	U					0.002	J		0.0016	J		<0.0048	U		0.02			0.0035	J	
		VMP-10-5-111810	11/17/2010	<0.02	U					<0.0059	U		<0.005	U		0.00036	J		<0.012	U		<0.0059	U	
		VMP-10-5-021011	2/10/2011	<0.019	U					<0.0058	U		<0.0049	U		<0.0043	U		0.0058	J		<0.0058	U	
		VMP-10-5-040511	4/5/2011	<0.018	U		0.017			0.013			0.039			0.00036	J		0.065			<0.0054	J	U
		VMP-10-5-07/2911	7/29/2011	<0.022	J	U	<0.016	U		0.013			0.066			<0.0048	U		0.023			<0.0066	U	
		VMP-10-5-110411	11/4/2011	0.00065	J		<0.0082	U		0.0046			0.026			<0.0025	U		0.016			<0.0034	U	
		VMP-10-5-012512	1/26/2012	<0.014	U		0.0072	J		0.0015	J		0.027			<0.0032	U		0.0024	J		<0.0043	U	
	10 ft	VMP-10-10	11/11/2009	<0.019	U					<0.005	U		<0.004	U		<0.004	U		<0.011	U		<0.005	U	
		VMP-10-10-090710	9/7/2010	<0.022	U					<0.0065	U		0.0012	J		<0.0048	U		0.01	J		<0.0065	U	
		VMP-10-10-111810	11/17/2010	<0.021	U					<0.0063	U		<0.0053	U		0.00046	J		0.018			<0.0063	U	
		VMP-10-10-021111	2/11/2011	<0.016	U					<0.005	U		<0.0041	U		<0.0036	U		0.11			<0.005	J	U
		VMP-10-10-040611	4/6/2011	<0.022	U		0.014	J		<0.0065	U		<0.0054	U		<0.0048	U		<0.013	U		<0.0065	J	U
		VMP-10-10-072911	7/29/2011	0.0032	J		<0.016	U		0.023			0.13			<0.005	U		0.036			<0.0068	U	
		VMP-10-10-110411	11/4/2011	0.00081	J		<0.01	U		0.0061			0.018			<0.0032	U		0.0061	J		0.00047	J	
		VMP-10-10-110411-Dup	11/4/2011	0.0018	J		<0.01	U		0.0056			0.016			<0.0032	U		0.0057	J		0.00049	J	
		VMP-10-10-012512	1/26/2012	<0.014	U		0.0017	J	J	0.004	J		0.0013	J		<0.0032	U		0.0072	J		0.0025	J	
		VMP-10-10-012512-Dup	1/26/2012	<0.015	U		0.081		J	0.0017	J		0.0017	J		<0.0033	U		0.0066	J		0.00099	J	
	20 ft	VMP-10-20	11/11/2009	<0.018	U					<0.005	U		<0.004	U		<0.004	U		<0.011	U		<0.005	U	
		VMP-10-20-D	11/11/2009	<0.02	U					<0.006	U		<0.005	U		<0.004	U		<0.012	U		<0.006	U	
		VMP-10-20-090710	9/7/2010	<0.023	U					<0.0068	U		0.00098	J		<0.005	U		0.023			<0.0068	U	
		VMP-10-20-090710-Dup	9/7/2010	<0.021	U					<0.0063	U		0.00096	J		<0.0046	U		0.033			<0.0063	U	
		VMP-10-20-111810	11/17/2010	<0.04	U					<0.012	U		<0.01	U		0.0012	J		<0.024	U		<0.012	U	
		VMP-10-20-111810-Dup	11/17/2010	<0.02	U					<0.0061	U		<0.005	U		0.00047	J		0.037			<0.0061	U	
		VMP-10-20-021111	2/11/2011	<0.02	U					<0.006	U		<0.005	U		<0.0044	U		0.0048	J		<0.006	U	
		VMP-10-20-040611	4/6/2011	<0.024	U		0.027			0.029			0.1			<0.0053	U		0.054			<0.0072	U	
		VMP-10-20-072911	7/29/2011	<0.022	J	U	<0.016	U		0.023			0.075			<0.0049	U		0.024			<0.0067	U	
		VMP-10-20-110411	11/4/2011	0.00087	J		0.0043	J		0.0057			0.031			<0.0032	U		0.025			0.00042	J	
		VMP-10-20-012612	1/26/2012	<0.014	U		0.048			0.00095	J		0.0023	J		<0.003	U		0.0024	J		<0.0041	U	
	30 ft	VMP-10-30	11/13/2009	<0.02	U					<0.006	U		<0.005	U		<0.004	U		<0.012	U		<0.006	U	
VMP-11	5 ft	VMP-11-5	11/17/2009	<0.15	U					<0.044	U		<0.037	U		<0.032	U		<0.088	U		<0.044	U	
		VMP-11-5-090710	9/7/2010	<0.02	U					<0.0061	U		0.00085	J		<0.0044	U		<0.013		U	0.00087	J	
		VMP-11-5-112210	11/22/2010	<0.021	U					<0.0063	U		<0.0053	U		<0.0046	U		0.078			<0.0063	U	
		VMP-11-5-021111	2/15/2011	<0.019	U					<0.0056	U		0.0015	J		<0.0041	U		0.0096	J		<0.0056	J	U
		VMP-11-5-040611	4/6/2011	<0.18	U		1.1			<0.053	U		<0.044	U		<0.039	U		<0.11	U		<0.053	U	
		VMP-11-5-080711	8/7/2011	<0.24	U		0.019	J		0.06	J		0.16			<0.054	U		0.068	J		<0.073	U	
		VMP-11-5-111111	11/11/2011	<0.048	U		1.4			0.0024	J		0.024			<0.01	U		<0.029	U		<0.014	U	
		VMP-11-5-012612	1/26/2012	<0.014	U		<0.01	U		0.0052			0.017			<0.0032	U		0.012			<0.0043	U	
	8 ft	VMP-11-8	11/17/2009	<0.02	U					<0.006	U		<0.005	U		<0.004	U		0.032			<0.006	U	
		VMP-11-8-080910	9/8/2010	<0.021	U					<0.0063	U		<0.0053	U		<0.0046	U		<0.013	J	U	<0.0063	U	
		VMP-11-8-112210	11/22/2010	<0.021	U					<0.0063	U		<0.0053	U		<0.0046	U		0.033			<0.0063	U	
		VMP-11-8-021111	2/11/2011	<0.02	U					<0.0061	U		<0.0051	U		<0.0045	U		0.0044	J		<0.0061	U	
		VMP-11-8-021111-Dup	2/11/2011	<0.019	U					<0.0058	U		<0.0048	U		<0.0042	U		0.0062	J		<0.0058	U	
		VMP-11-8-040611	4/6/2011	<0.091	U		0.38			<0.027	U		<0.023	U		<0.02	U		<0.054	U		<0.027	U	
		VMP-11-8-040611-Dup	4/6/2011	<0.079	U		0.29			<0.024	U		<0.02	U		<0.017	U		<0.047	U		<0.024	U	
		VMP-11-8-080711	8/7/2011	<0.24	U		<0.18	U		0.046	J		0.14			<0.054	U		0.11	J		<0.073	U	
		VMP-11-8-111411	11/14/2011	<0.014	U		0.078			0.0044			0.038			<0.0032	U		0.049			<0.0043	U	
		VMP-11-8-012612	1/26/2012	<0.014	U		<0.01	U		0.0048			0.021			<0.0031	U		0.0092			<0.0042	U	
	29 ft	VMP-11-29	11/18/2009	<140	U					<42	U		<35	U		<31	U		<84	U		<42	U	
		VMP-11-29-090810	9/8/2010	<0.53	U					<0.16	U		<0.13	U		0.053	J		<0.32	U		0.059	J	
		VMP-11-29-112210	11/22/2010	<7.5	U					<2.3	U		<1.9	U		<1.6	U		<4.5	U		<2.3	U	
		VMP-11-29-112210-Dup	11/22/2010	<5.2	U					<1.6	U		<1.3	U		<1.2	U		<3.2	U		<1.6	U	
		VMP-11-29-021411	2/14/2011	<0.02	U					<0.0061	U		0.0013	J		0.0011	J		0.023			<0.0061	U	
		VMP-11-29-040611	4/6/2011	<0.15	U		0.44			<0.046	U		<0.039	U		0.0031	J		<0.093	U		<0.046	U	
		VMP-11-29-082511	8/25/2011	0.00092	J		0.004	J		0.0088			0.056			0.0012	J		0.033			<0.0068	U	
		VMP-11-29-082511-Dup	8/25/2011	0.00098	J		0.004	J		0.0086			0.052			0.00088	J		0.034			<0.0068	U	
		VMP-11-29-111411	11/14/2011	<0.014	U		0.0049	J		0.0054			0.04			0.0037			0.018			<0.0043	U	
		VMP-11-29-012612	1/26/2012	<0.014	U		0.0062	J		0.0043			0.012			0.0087			0.0035	J		<0.0041	U	
	38 ft	VMP-11-38	11/18/2009	<400	U					<120	U		<100	U		<89	U		<240	U		<120	U	

TABLE 4 CUMULATIVE SUMMARY OF SOIL VAPOR ANALYTICAL DETECTIONS AND SCREENING RESULTS:PUBLIC WORKS YARD AND WRR - VOCS

				Styrene			Tetrachloroethene			Tetrahydrofuran			Toluene			1,2,4-Trichlorobenzene			1,1,1-Trichloroethane (Methyl chloroform)			1,1,2-Trichloroethane		
Screening Critiera (mg/m^3)				8,500			4						40,000			50			41,000			170,000		
Location	Depth	Sample ID	Sample Date	Result (mg/m^3)	Lab Qualifier	URS Qualifier	Result (mg/m^3)	Lab Qualifier	URS Qualifier	Result (mg/m^3)	Lab Qualifier	URS Qualifier	Result (mg/m^3)	Lab Qualifier	URS Qualifier	Result (mg/m^3)	Lab Qualifier	URS Qualifier	Result (mg/m^3)	Lab Qualifier	URS Qualifier	Result (mg/m^3)	Lab Qualifier	URS Qualifier
VMP-10	5 ft	VMP-10-5	11/11/2009	<0.004	U		<0.007	U		<0.003	U		0.0046			<0.033	U		<0.006	U		<0.006	U	
		VMP-10-5-090710	9/7/2010	0.0029	J		0.0017	J		<0.0039	U		0.014			<0.039	U		<0.0072	U		<0.0072	U	
		VMP-10-5-111810	11/17/2010	0.0024	J		<0.0082	J	U	<0.0036	U		<0.0046	U		<0.036	U		0.00085	J		<0.0066	U	
		VMP-10-5-021011	2/10/2011	<0.0051	U		<0.0081	U		<0.0035	U		0.0028	J		<0.035	U		<0.0065	U		<0.0065	U	
		VMP-10-5-040511	4/5/2011	<0.0047	U		<0.0075	J	U	0.0062			0.0082			<0.033	J	U	<0.006	U		<0.006	U	
		VMP-10-5-07/2911	7/29/2011	0.00097	J		<0.0091	U		0.0014	J		0.009			<0.04	U		<0.0073	U		<0.0073	U	
		VMP-10-5-110411	11/4/2011	<0.003	U		<0.0047	U		<0.002	U		0.011			<0.021	U		<0.0038	U		<0.0038	U	
		VMP-10-5-012512	1/26/2012	<0.0037	U		0.0018	J		<0.0026	U		0.0037			<0.026	U		<0.0048	U		<0.0048	U	
	10 ft	VMP-10-10	11/11/2009	<0.004	U		<0.007	U		<0.003	U		<0.004	U		<0.034	U		<0.006	U		<0.006	U	
		VMP-10-10-090710	9/7/2010	<0.0056	U		0.0024	J		<0.0039	U		0.0014	J		<0.039	U		<0.0072	U		<0.0072	U	
		VMP-10-10-111810	11/17/2010	0.0022	J		0.0026	J		0.0023	J		0.0019	J		<0.038	U		0.0013	J		<0.007	U	
		VMP-10-10-021111	2/11/2011	<0.0043	U		0.00083	J		0.0023	J		0.0035	J		<0.03	U		<0.0055	U		<0.0055	U	
		VMP-10-10-040611	4/6/2011	<0.0056	U		<0.009	J	U	<0.0039	U		0.0018	J		<0.039	J	U	<0.0072	U		<0.0072	U	
		VMP-10-10-072911	7/29/2011	0.0015	J		<0.0094	U		0.002	J		0.024			<0.041	U		<0.0075	U		<0.0075	U	
		VMP-10-10-110411	11/4/2011	<0.0038	U		<0.0061	J	U	<0.0026	U		0.01			<0.026	U		<0.0049	U		<0.0049	U	
		VMP-10-10-110411-Dup	11/4/2011	<0.0038	U		<0.0061	J	U	<0.0026	U		0.01			<0.026	U		<0.0049	U		<0.0049	U	
		VMP-10-10-012512	1/26/2012	<0.0037	U		<0.0059	U		0.011			0.0034			<0.026	U		<0.0048	U		<0.0048	U	
		VMP-10-10-012512-Dup	1/26/2012	<0.0039	U		<0.0062	U		0.012			0.0032	J		<0.027	U		<0.005	U		<0.005	U	
	20 ft	VMP-10-20	11/11/2009	<0.004	U		<0.007	U		<0.003	U		0.0052			<0.033	U		<0.006	U		<0.006	U	
		VMP-10-20-D	11/11/2009	<0.005	U		<0.008	U		<0.003	U		0.0058			<0.037	U		<0.006	U		<0.006	U	
		VMP-10-20-090710	9/7/2010	<0.0059	U		<0.0094	U		0.0036	J		0.005	J		<0.041	U		<0.0075	U		<0.0075	U	
		VMP-10-20-090710-Dup	9/7/2010	<0.0055	U		0.0007	J		0.0042			0.0098			<0.038	U		<0.007	U		<0.007	U	
		VMP-10-20-111810	11/17/2010	<0.01	U		<0.016	J	U	<0.0072	U		<0.0092	U		<0.072	U		0.0024	J		<0.013	U	
		VMP-10-20-111810-Dup	11/17/2010	0.0025	J		<0.0084	J	U	<0.0036	U		0.0012	J		<0.037	U		0.0011	J		<0.0067	U	
		VMP-10-20-021111	2/11/2011	<0.0052	U		0.002	J		<0.0036	U		0.0064			<0.036	U		<0.0066	U		<0.0066	U	
		VMP-10-20-040611	4/6/2011	<0.0063	U		<0.01	J	U	<0.0043	U		0.026			<0.044	J	U	<0.008	U		<0.008	U	
		VMP-10-20-072911	7/29/2011	0.0016	J		<0.0092	U		0.0014	J		0.014			<0.04	U		<0.0074	U		<0.0074	U	
		VMP-10-20-110411	11/4/2011	0.0005	J		<0.0061	J	U	0.0023	J		0.015			<0.026	U		<0.0049	U		<0.0049	U	
		VMP-10-20-012612	1/26/2012	<0.0036	U		<0.0057	U		0.02			0.0056			<0.025	U		<0.0046	U		<0.0046	U	
	30 ft	VMP-10-30	11/13/2009	<0.005	U		<0.008	U		<0.003	U		<0.004	U		<0.037	U		<0.006	U		<0.006	U	
VMP-11	5 ft	VMP-11-5	11/17/2009	<0.038	U		<0.061	U		<0.026	U		<0.034	U		<0.26	U		<0.049	U		<0.049	U	
		VMP-11-5-090710	9/7/2010	<0.0053	U		<0.0084	U		<0.0036	U		0.003	J		<0.037	U		<0.0067	U		<0.0067	U	
		VMP-11-5-112210	11/22/2010	0.006			<0.0088	U		<0.0038	U		0.0024	J		<0.038	U		<0.007	U		<0.007	U	
		VMP-11-5-021111	2/15/2011	<0.0048	U		<0.0077	U		<0.0034	U		0.0069			<0.034	U		<0.0062	U		<0.0062	U	
		VMP-11-5-040611	4/6/2011	<0.046	U		<0.073	U		<0.032	U		0.0087	J		<0.32	U		<0.059	U		<0.059	U	
		VMP-11-5-080711	8/7/2011	<0.063	U		<0.1	U		<0.044	U		0.021	J		<0.44	U		<0.081	U		<0.081	U	
		VMP-11-5-111111	11/11/2011	<0.012	U		<0.02	U		<0.0086	U		0.01	J		<0.087	U		<0.016	U		<0.016	U	
		VMP-11-5-012612	1/26/2012	<0.0037	U		<0.0059	U		<0.0026	U		0.0054			<0.026	U		<0.0048	U		<0.0048	U	
	8 ft	VMP-11-8	11/17/2009	<0.005	U		<0.008	U		<0.003	U		<0.004	U		<0.037	U		<0.006	U		<0.006	U	
		VMP-11-8-080910	9/8/2010	<0.0055	U		<0.0088	U		<0.0038	U		0.0025	J		<0.038	U		<0.007	U		<0.007	U	
		VMP-11-8-112210	11/22/2010	0.0035	J		<0.0088	U		<0.0038	U		<0.0049	J	U	<0.038	U		<0.007	U		<0.007	U	
		VMP-11-8-021111	2/11/2011	<0.0053	U		<0.0085	U		<0.0037	U		<0.0047	U		<0.037	U		<0.0068	U		<0.0068	U	
		VMP-11-8-021111-Dup	2/11/2011	<0.005	U		<0.008	U		<0.0035	U		<0.0044	U		<0.035	U		<0.0064	U		<0.0064	U	
		VMP-11-8-040611	4/6/2011	<0.024	U		<0.038	U		<0.016	U		<0.021	U		<0.16	U		<0.03	U		<0.03	U	
		VMP-11-8-040611-Dup	4/6/2011	<0.02	U		<0.033	U		<0.014	U		0.0034	J		<0.14	U		<0.026	U		<0.026	U	
		VMP-11-8-080711	8/7/2011	<0.063	U		<0.1	U		<0.044	U		0.019	J		<0.44	U		<0.081	U		<0.081	U	
		VMP-11-8-111411	11/14/2011	<0.0037	U		0.0038	J		0.0011	J		0.013			<0.026	U		<0.0048	U		<0.0048	U	
		VMP-11-8-012612	1/26/2012	<0.0036	U		<0.0058	U		<0.0025	U		0.0045			<0.025	U		<0.0047	U		<0.0047	U	
	29 ft	VMP-11-29	11/18/2009	<36	U		<58	U		<25	U		<32	U		<250	U		<46	U		<46	U	
		VMP-11-29-090810	9/8/2010	<0.14	U		<0.22	U		<0.095	U		<0.12	U		<0.96	U		<0.18	U		<0.18	U	
		VMP-11-29-112210	11/22/2010	<2	U		<3.1	U		<1.4	U		<1.7	U		<14	U		<2.5	U		<2.5	U	
		VMP-11-29-112210-Dup	11/22/2010	<1.4	U		0.69	J		<0.94	U		<1.2	U		<9.5	U		<1.7	U		<1.7	U	
		VMP-11-29-021411	2/14/2011	<0.0053	U		0.0014	J		<0.0037	U		0.0027	J		<0.037	U		<0.0068	U		<0.0068	U	
		VMP-11-29-040611	4/6/2011	<0.04	U		<0.064	U		<0.028	U		<0.036	U		<0.28	U		<0.052	U		<0.052	U	
		VMP-11-29-082511	8/25/2011	0.00098	J		<0.0094	U		<0.0041	U		0.0079			<0.041	U		<0.0075	U		<0.0075	U	
		VMP-11-29-082511-Dup	8/25/2011	0.00091	J		<0.0094	U		0.001	J		0.0071			<0.041	U		<0.0075	U		<0.0075	U	
		VMP-11-29-111411	11/14/2011	<0.0037	U		<0.0059	U		<0.0026	U		0.014			<0.026	U		<0.0048	U		<0.0048	U	
		VMP-11-29-012612	1/26/2012	<0.0036	U		<0.0057	U		<0.0025	U		0.0028	J		<0.025	U		<0.0046	U		<0.0046	U	
	38 ft	VMP-11-38	11/18/2009	<100	U		<170	U		<73	U		<93	U		<730	U		<130	U		<130	U	

See last page of table for notes.

TABLE 4 CUMULATIVE SUMMARY OF SOIL VAPOR ANALYTICAL DETECTIONS AND SCREENING RESULTS:PUBLIC WORKS YARD AND WRR - VOCS

				Trichloroethene			Trichlorofluoromethane			1,2,4-Trimethylbenzene			1,3,5-Trimethylbenzene			2,2,4-Trimethylpentane			m,p-Xylene			o-Xylene		
Screening Critiera (mg/m^3)				12			5,600												820			790		
Location	Depth	Sample ID	Sample Date	Result (mg/m^3)	Lab Qualifier	URS Qualifier	Result (mg/m^3)	Lab Qualifier	URS Qualifier	Result (mg/m^3)	Lab Qualifier	URS Qualifier	Result (mg/m^3)	Lab Qualifier	URS Qualifier	Result (mg/m^3)	Lab Qualifier	URS Qualifier	Result (mg/m^3)	Lab Qualifier	URS Qualifier	Result (mg/m^3)	Lab Qualifier	URS Qualifier
VMP-10	5 ft	VMP-10-5	11/11/2009	<0.005	U		<0.006	U		<0.005	U		<0.005	U		<0.005	U		<0.004	U		<0.004	U	
		VMP-10-5-090710	9/7/2010	<0.0071	U		0.001	J		0.007			0.0023	J		0.093			0.014			0.0065		
		VMP-10-5-111810	11/17/2010	<0.0065	J	U	0.00082	J		<0.0059	U		<0.0059	U		0.025			<0.0052	J	U	<0.0052	U	
		VMP-10-5-021011	2/10/2011	<0.0064	U		<0.0067	U		0.0013	J		<0.0058	U		0.2			0.0046	J		0.0011	J	
		VMP-10-5-040511	4/5/2011	<0.0059	J	U	0.00085	J		0.0054			<0.0054	J	U	0.011			0.0058			<0.0048	J	U
		VMP-10-5-07/2911	7/29/2011	<0.0072	U		<0.0075	U		<0.0066	J	U	<0.0066	U		0.003	J		0.0033	J		0.00096	J	
		VMP-10-5-110411	11/4/2011	<0.0037	U		0.00084	J	J	<0.0034	J	U	<0.0034	J	U	<0.0032	U		0.0027	J		0.00085	J	
		VMP-10-5-012512	1/26/2012	0.0012	J		<0.0049	U		<0.0043	U		<0.0043	U		0.0031	J		0.00089	J		<0.0038	U	
	10 ft	VMP-10-10	11/11/2009	<0.006	U		<0.006	U		<0.005	U		<0.005	U		<0.005	U		<0.005	U		<0.005	U	
		VMP-10-10-090710	9/7/2010	<0.0071	U		0.00097	J		<0.0065	U		<0.0065	U		0.048			0.0011	J		<0.0057	U	
		VMP-10-10-111810	11/17/2010	<0.0069	J	U	0.00098	J		<0.0063	U		<0.0063	U		0.026			<0.0056	J	U	<0.0056	U	
		VMP-10-10-021111	2/11/2011	0.002	J		0.00063	J		<0.005	J	U	<0.005	U		0.018			0.0034	J		0.0011	J	
		VMP-10-10-040611	4/6/2011	<0.0071	J	U	0.0012	J		<0.0065	J	U	<0.0065	U		0.0088			<0.0057	J	U	<0.0057	U	
		VMP-10-10-072911	7/29/2011	<0.0074	U		<0.0078	U		0.0047	J		<0.0068	J	U	0.0094			0.0072			0.0018	J	
		VMP-10-10-110411	11/4/2011	<0.0048	J	U	0.00083	J		0.0019	J		0.00059	J		0.001	J		0.0029	J		0.00099	J	
		VMP-10-10-110411-Dup	11/4/2011	<0.0048	J	U	0.00093	J		0.0015	J		0.00047	J		0.00076	J		0.0025	J		0.0011	J	
		VMP-10-10-012512	1/26/2012	0.0014	J		<0.0049	U		<0.0043	U		<0.0043	U		<0.0041	U		0.0015	J		0.00071	J	
		VMP-10-10-012512-Dup	1/26/2012	0.0014	J		<0.0051	U		0.0012	J		<0.0045	U		0.008			0.0016	J		0.00087	J	
	20 ft	VMP-10-20	11/11/2009	<0.006	U		<0.006	U		<0.005	U		<0.005	U		<0.005	U		<0.004	U		<0.004	U	
		VMP-10-20-D	11/11/2009	<0.006	U		<0.006	U		<0.006	U		<0.006	U		<0.005	U		<0.005	U		<0.005	U	
		VMP-10-20-090710	9/7/2010	<0.0074	U		0.0013	J		0.0016	J		<0.0068	U		0.027		J	0.0043	J		0.0015	J	
		VMP-10-20-090710-Dup	9/7/2010	<0.0069	U		0.0018	J		0.0013	J		<0.0063	U		0.011		J	0.0037	J		0.0013	J	
		VMP-10-20-111810	11/17/2010	0.0042	J		<0.014	U		<0.012	U		<0.012	U		0.01	J	J	<0.011	U		<0.011	U	
		VMP-10-20-111810-Dup	11/17/2010	0.002	J		0.00085	J		<0.0061	U		<0.0061	U		0.03		J	<0.0054	J	U	<0.0054	U	
		VMP-10-20-021111	2/11/2011	0.0033	J		<0.0068	U		<0.006	U		<0.006	U		0.014			0.00059	J		<0.0053	U	
		VMP-10-20-040611	4/6/2011	<0.0079	J	U	0.0014	J		<0.0072	J	U	<0.0072	U		0.031			<0.0068		U	0.0016	J	
		VMP-10-20-072911	7/29/2011	<0.0073	U		<0.0077	U		0.005	J		<0.0067	J	U	0.0054	J		0.0053	J		0.0018	J	
		VMP-10-20-110411	11/4/2011	<0.0048	U		0.001	J		<0.0044	U		0.00043	J		0.0012	J		0.0034	J		0.0011	J	
		VMP-10-20-012612	1/26/2012	0.001	J		<0.0047	U		<0.0041	U		<0.0041	U		0.015			0.0014	J		0.00042	J	
	30 ft	VMP-10-30	11/13/2009	<0.006	U		<0.007	U		<0.006	U		<0.006	U		<0.005	U		<0.005	U		<0.005	U	
VMP-11	5 ft	VMP-11-5	11/17/2009	<0.048	U		<0.05	U		<0.044	U		<0.044	U		<0.042	U		<0.039	U		<0.039	U	
		VMP-11-5-090710	9/7/2010	<0.0066	U		0.0012	J		<0.0061	U		<0.0061	U		0.041			0.0015	J		<0.0054	U	
		VMP-11-5-112210	11/22/2010	<0.0069	U		<0.0072	U		<0.0063	U		<0.0063	U		0.0019	J		<0.0056	J	U	<0.0056	U	
		VMP-11-5-021111	2/15/2011	0.0024	J		0.001	J		<0.0056	J	U	<0.0056	U		0.065			0.0089			0.0029	J	
		VMP-11-5-040611	4/6/2011	<0.058	U		<0.061	U		<0.053	U		<0.053	U		0.11			<0.047	U		<0.047	U	
		VMP-11-5-080711	8/7/2011	<0.08	U		<0.083	U		<0.073	U		<0.073	U		<0.069	U		0.012	J		<0.064	U	
		VMP-11-5-111111	11/11/2011	<0.016	U		<0.016	U		<0.014	U		<0.014	U		0.94			0.0036	J		<0.013	U	
		VMP-11-5-012612	1/26/2012	0.001	J		<0.0049	U		<0.0043	U		<0.0043	U		<0.0041	U		0.0031	J		0.0007	J	
	8 ft	VMP-11-8	11/17/2009	<0.006	U		<0.006	U		<0.006	U		<0.006	U		<0.005	U		<0.005	U		<0.005	U	
		VMP-11-8-080910	9/8/2010	<0.0069	U		0.002	J		<0.0063	U		<0.0063	U		0.01			<0.0056	J	U	<0.0056	U	
		VMP-11-8-112210	11/22/2010	<0.0069	U		<0.0072	U		<0.0063	U		<0.0063	U		0.0024	J		<0.0056	J	U	<0.0056	U	
		VMP-11-8-021111	2/11/2011	0.0034	J		<0.007	U		<0.0061	U		<0.0061	U		0.012			<0.0054	U		<0.0054	U	
		VMP-11-8-021111-Dup	2/11/2011	0.0031	J		0.001	J		<0.0058	U		<0.0058	U		0.0085			<0.0051	U		<0.0051	U	
		VMP-11-8-040611	4/6/2011	<0.03	U		<0.031	U		<0.027	U		<0.027	U		0.062			<0.024	U		<0.024	U	
		VMP-11-8-040611-Dup	4/6/2011	0.0028	J		<0.027	U		<0.024	U		<0.024	U		0.048			<0.021	U		<0.021	U	
		VMP-11-8-080711	8/7/2011	<0.08	U		<0.083	U		<0.073	U		<0.073	U		<0.069	U		0.01	J		<0.064	U	
		VMP-11-8-111411	11/14/2011	0.0015	J		<0.0049	U		0.0012	J		<0.0043	U		0.031			0.003	J		0.0007	J	
		VMP-11-8-012612	1/26/2012	0.00099	J		<0.0048	U		<0.0042	U		<0.0042	U		<0.004	U		0.001	J		<0.0037	U	
	29 ft	VMP-11-29	11/18/2009	<46	U		<48	U		<42	U		<42	U		<40	U		<37	U		<37	U	
		VMP-11-29-090810	9/8/2010	<0.17	U		<0.18	U		0.17			0.088	J		1.1			0.1	J		0.072	J	
		VMP-11-29-112210	11/22/2010	<2.5	U		<2.6	U		<2.3	U		<2.3	U		1.8	J		<2	U		<2	U	
		VMP-11-29-112210-Dup	11/22/2010	<1.7	U		<1.8	U		<1.6	U		<1.6	U		1.8			<1.4	U		<1.4	U	
		VMP-11-29-021411	2/14/2011	0.0028	J		<0.007	U		<0.0061	J	U	<0.0061	U		0.19			0.0043	J		0.0016	J	
		VMP-11-29-040611	4/6/2011	<0.051	U		<0.053	U		<0.046	U		<0.046	U		0.096			<0.041	U		<0.041	U	
		VMP-11-29-082511	8/25/2011	<0.0074	U		<0.0078	U		0.0023	J		<0.0068	U		0.002	J		0.0037	J		0.0011	J	
		VMP-11-29-082511-Dup	8/25/2011	<0.0074	U		<0.0078	U		0.0023	J		<0.0068	U		0.004	J		0.0033	J		0.0011	J	
		VMP-11-29-111411	11/14/2011	0.0014	J		<0.0049	U		0.00088	J		<0.0043	U		0.005			0.0018	J		0.00048	J	
		VMP-11-29-012612	1/26/2012	0.001	J		<0.0047	U		<0.0041	U		<0.0041	U		<0.0039	U		<0.0036	U		<0.0036	U	
	38 ft	VMP-11-38	11/18/2009	<130	U		<140	U		<120	U		<120	U		<120	U		<110	U		<110	U	

See last page of table for notes.

TABLE 4 CUMULATIVE SUMMARY OF SOIL VAPOR ANALYTICAL DETECTIONS AND SCREENING RESULTS:PUBLIC WORKS YARD AND WRR - VOCS

				Acetone			Benzene			Bromodichloromethane			Bromoform			Bromomethane			1,3-Butadiene			Butane			2-Butanone		
Screening Critiera (mg/m^3)				750,000			2.8			450,000			52			42									40,000		
Location	Depth	Sample ID	Sample Date	Result (mg/m^3)	Lab Qualifier	URS Qualifier	Result (mg/m^3)	Lab Qualifier	URS Qualifier	Result (mg/m^3)	Lab Qualifier	URS Qualifier	Result (mg/m^3)	Lab Qualifier	URS Qualifier	Result (mg/m^3)	Lab Qualifier	URS Qualifier	Result (mg/m^3)	Lab Qualifier	URS Qualifier	Result (mg/m^3)	Lab Qualifier	URS Qualifier	Result (mg/m^3)	Lab Qualifier	URS Qualifier
VMP-12	5 ft	VMP-12-5	11/13/2009	<30	U		7500			<21	U		<33	U		<12	U		<7	U					<9.3	U	
		VMP-12-5-090310	9/3/2010	<13	U		230			<9	U		<14	U		<5.2	U		<3	U					<4	U	
		VMP-12-5-120310	12/3/2010	<130	U		16000			<89	U		<140	U		<52	U		<29	U					<39	U	
		VMP-12-5-021511	2/15/2011	<5.8	U		80			<4.1	U		<6.3	U		<2.4	U		<1.3	U					<1.8	U	
		VMP-12-5-041911	4/19/2011	17	J		5.8	J		<30	U		<46	U		<17	U		<9.9	U		3200			<53	U	
		VMP-12-5-080411	8/4/2011	<11	U		200			<7.7	U		<12	U		<4.5	U		<2.6	U		2800			<14	U	
		VMP-12-5-111611	11/16/2011	<0.0077	U		0.9			<0.0055	U		<0.0084	U		<0.0032	U		<0.0018	U		0.098			0.0017	J	
		VMP-12-5-012412	1/24/2012	<0.087	J	U	6.8			<0.061	U		<0.38	U		<0.036	U		<0.02	U		3			<0.11	U	
	11.5 ft	VMP-12-11.5	11/13/2009	<52	U		8400			<37	U		<57	U		<21	U		<12	U					<16	U	
		VMP-12-11.5-090310	9/3/2010	<16	U		4100			<12	U		<18	U		<6.7	U		<3.8	U					<5.1	U	
		VMP-12-11.5-120310	12/3/2010	<14	U		2000			<10	U		<15	U		<5.8	U		<3.3	U					<4.4	U	
		VMP-12-11.5-021511	2/15/2011	<13	U		1600			<9	U		<14	U		<5.2	U		<3	U					<4	U	
		VMP-12-11.5-021511-Dup	2/15/2011	<11	U		1300			<7.7	U		<12	U		<4.5	U		<2.6	U					<3.4	U	
		VMP-12-11.5-041911	4/19/2011	15	J		810			<27	U		<42	U		<16	U		<8.9	U		4300			<48	U	
		VMP-12-11.5-080411	8/4/2011	<13	U		1200			<9.4	U		<14	U		<5.5	U		<3.1	U		1500			<17	U	
		VMP-12-11.5-111611	11/16/2011	<0.11	U		4.6			<0.075	U		<0.12	U		<0.044	U		<0.025	U		2.8			<0.13	U	
		VMP-12-11.5-012412	1/24/2012	<1	U		4.1			<0.7	U		<4.3	U		<0.41	U		<0.23	U		100			<1.2	U	
	25 ft	VMP-12-25	11/13/2009	<110	U		18000			<76	U		<120	U		<44	U		<25	U					<33	U	
		VMP-12-25-090310	9/3/2010	<21	U		14000			<15	U		<23	U		<8.5	U		<4.9	U					<6.5	U	
		VMP-12-25-120310	12/3/2010	<1	U		3.8			<0.73	U		<1.1	U		<0.42	U		<0.24	U					<0.32	U	
		VMP-12-25-021511	2/15/2011	6.9	J		7600			<18	U		<27	U		<10	U		<5.9	U					<7.8	U	
		VMP-12-25-041911	4/19/2011	27	J		8300			<29	U		<45	U		<17	U		<9.6	U		3500			<51	U	
		VMP-12-25-080411	8/4/2011	<26	U		3500			<18	U		<28	U		<11	U		<6.1	U		4000			<32	U	
		VMP-12-25-111611	11/16/2011	<30	U		2600			<21	U		<32	U		<12	U		<6.9	U		3400			7.8	J	
		VMP-12-25-012412	1/24/2012	<11	U		5100			<8	U		<50	U		<4.7	U		<2.6	U		3200			<14	U	
		VMP-12-25-012412-Dup	1/24/2012	7.3	J		5400			<59	U		<360	U		<34	U		<19	U		3300			<100	U	
	39 ft	VMP-12-39	11/13/2009	<110	U		26000			<79	U		<120	U		<46	U		<26	U					<35	U	
		VMP-12-39-041911	4/19/2011	24	J		10000			<28	U		<44	U		<16	U		<9.3	U		3200			<50	U	
		VMP-12-39-012412	1/24/2012	<83	U		5400			<59	U		<360	U		<34	U		<19	U		3300			<100	U	
VMP-13	5 ft	VMP-13-5	11/16/2009	<23	U		5900			<16	U		<25	U		<9.4	U		<5.4	U					<7.1	U	
		VMP 13-5-091310	9/13/2010	0.032	J		9			<0.059	U		<0.091	U		<0.034	U		<0.019	U					0.0055	J	
		VMP-13-5-120110	12/1/2010	0.013			0.0049			<0.0078	U		<0.012	U		<0.0045	U		<0.0026	U					<0.0034	J	U
		VMP-13-5-021811	2/18/2011	0.013	J		0.0023	J		<0.0092	U		<0.014	U		<0.0054	U		<0.003	U					0.0019	J	
		VMP-13-5-040511	4/5/2011	0.017	J		0.048			<0.018	U		<0.028	U		<0.011	U		<0.0061	U		0.018	J		<0.032	U	
		VMP-13-5-080911	8/9/2011	0.061		J	0.026		J	<0.02	U		<0.031	U		<0.011	U		<0.0065	U		1.7		J	0.013	J	
		VMP-13-5-080911-Dup	8/9/2011	0.095		J	0.018		J	<0.018	U		<0.027	U		<0.01	U		<0.0058	U		1.2		J	0.015	J	
		VMP-13-5-111411	11/14/2011	0.01			0.011			<0.0062	U		<0.0095	U		<0.0036	U		<0.002	U		0.0032	J		0.003	J	
		VMP-13-5-012712	1/27/2012	0.034	J	J	8.2		J	<0.052	U		<0.32	U		<0.03	U		<0.017	U		0.21		J	<0.091	U	
	10.5 ft	VMP-13-10.5	11/17/2009	<2.8	U		500			<2	U		<3.1	U		<1.2	U		<0.66	U					<0.88	U	
		VMP-13-10.5-D	11/17/2009	<2.9	U		570			<2.1	U		<3.2	U		<1.2	U		<0.68	U					<0.91	U	
		VMP 13-10.5-091310	9/13/2010	0.017	J		3.3			<0.022	U		<0.034	U		<0.013	U		<0.0072	U					<0.0096	U	
		VMP 13-10.5-091310-Dup	9/13/2010	0.07			3.4			<0.021	U		<0.033	U		<0.012	U		<0.007	U					0.0036	J	
		VMP-13-10.5-120110	12/1/2010	0.012			0.0045			<0.0087	U		<0.013	U		<0.005	U		<0.0029	U					<0.0038	J	U
		VMP-13-10.5-120110-Dup	12/1/2010	<0.013	J	U	0.0066			<0.009	U		<0.014	U		<0.0052	U		<0.003	U					<0.004	J	U
		VMP-13-10.5-021811	2/18/2011	2.8	J		420			<3.6	U		<5.5	U		<2.1	U		<1.2	U					<1.6	U	
		VMP-13-10.5-021811-Dup	2/18/2011	<4.9	U		420			<3.4	U		<5.3	U		<2	U		<1.1	U					<1.5	U	
		VMP-13-10.5-040511-Dup	4/5/2011	0.012	J		0.017			<0.0092	U		<0.014	U		<0.0054	U		<0.003	U		0.012	J		<0.016	U	
		VMP-13-10.5-080911	8/9/2011	<0.29	U		51			<0.2	U		<0.31	U		<0.12	U		<0.067	U		33			<0.36	U	
		VMP-13-10.5-111411	11/14/2011	0.013			0.013			<0.0059	U		<0.0091	U		<0.0034	U		<0.0019	U		0.0054	J		0.0037	J	
		VMP-13-10.5-012712	1/26/2012	0.02	J		2.6		J	<0.016	U		<0.025	U		<0.0095	U		<0.0054	U		0.05			<0.029	U	
		VMP-13-10.5-012712-Dup	1/26/2012	<0.033	U		3.9		J	<0.023	U		<0.036	U		<0.014	U		<0.0077	U		0.08			<0.041	U	
	21.5 ft	VMP-13-21.5	11/17/2009	<140	U		24000			<100	U		<160	U		<59	U		<34	U					<45	U	
		VMP 13-21.5-091310	9/13/2010	<23	U		5800			<16	U		<25	U		<9.4	U		<5.4	U					<7.1	U	
		VMP-13-21.5-120110	12/1/2010	<44	U		5400			<31	U		<48	U		<18	U		<10	U					<14	U	
		VMP-13-21.5-021811	2/18/2011	<6.6	U		640			<4.7	U		<7.2	U		<2.7	U		<1.5	U					<2.1	U	
		VMP-13-21.5-040511	4/5/2011	<9.6	U		1400			<6.8	U		<10	U		<3.9	U		<2.2	U		35			<12	U	
		VMP-13-21.5-080911	8/9/2011	<1.2	U		830			<0.84	U		<1.3	U		<0.49	U		<0.28	U		59			<1.5	U	
		VMP-13-21.5-111411	11/14/2011	3.6	J		420			<3.8	U		<5.9	U		<2.2	U		<1.3	U		32			0.98	J	
		VMP-13-21.5-111411-Dup	11/14/2011	3.7	J		410			<3.8	U		<5.9	U		<2.2	U		<1.3	U		31			<6.8	U	
		VMP-13-21.5-012712	1/27/2012	<1.3	U		370		J	<0.9	U		<5.5	U		<0.52	U		<0.3	U		16		J	<1.6	U	
	29.5 ft	VMP-13-29.5	11/17/2009	<280	U		90000			<200	U		<310	U		<120	U		<66	U					<88	U	
		VMP-13-29.5-021811	2/18/2011	<200	U		17000			<140	U		<220	U		<84	U		<48	U					<64	U	
		VMP-13-29.5-040511	4/5/2011	<130	U		23000			<94	U		<140	U		<54	U		<31	U		94	J		<160	U	
		VMP-13-29.5-013012	1/30/2012	<4.1	U		8600			<2.9	U		<4.4	U		<1.7	U		<0.94	U		32		J	<5	U	

See last page of table for notes.

TABLE 4 CUMULATIVE SUMMARY OF SOIL VAPOR ANALYTICAL DETECTIONS AND SCREENING RESULTS:PUBLIC WORKS YARD AND WRR - VOCS

				Carbon disulfide			Carbon tetrachloride			Chlorobenzene			Chlorodibromomethane			Chloroethane			Chloroform			Chloromethane			alpha-Chlorotoluene		
Screening Critiera (mg/m^3)				5,300			1.5			420			57,000						0.92								
Location	Depth	Sample ID	Sample Date	Result (mg/m^3)	Lab Qualifier	URS Qualifier	Result (mg/m^3)	Lab Qualifier	URS Qualifier	Result (mg/m^3)	Lab Qualifier	URS Qualifier	Result (mg/m^3)	Lab Qualifier	URS Qualifier	Result (mg/m^3)	Lab Qualifier	URS Qualifier	Result (mg/m^3)	Lab Qualifier	URS Qualifier	Result (mg/m^3)	Lab Qualifier	URS Qualifier	Result (mg/m^3)	Lab Qualifier	URS Qualifier
VMP-12	5 ft	VMP-12-5	11/13/2009	<9.8	U		<20	U		<14	U		<27	U		<8.3	U		<15	U		<26	U		<16	U	
		VMP-12-5-090310	9/3/2010	<4.2	U		<8.5	U		<6.2	U		<11	U		<3.5	U		<6.6	U		<11	U		<7	U	
		VMP-12-5-120310	12/3/2010	<41	U		<84	U		<61	U		<110	U		<35	U		<65	U		<110	U		<69	U	
		VMP-12-5-021511	2/15/2011	<1.9	U		<3.8	U		<2.8	U		<5.2	U		<1.6	U		<3	U		<5	U		<3.2	U	
		VMP-12-5-041911	4/19/2011	<14	U		<28	U		<20	U		<38	U		<47	U		<22	U		<37	U		<23	U	
		VMP-12-5-080411	8/4/2011	<3.6	U		<7.3	U		<5.3	U		<9.8	U		<12	U		<5.6	U		<9.5	U		<6	U	
		VMP-12-5-111611	11/16/2011	0.0055	J		<0.0051	U		0.0018	J		<0.0069	U		<0.0086	U		<0.004	U		<0.0067	U		<0.0042	U	
		VMP-12-5-012412	1/24/2012	<0.028	U		<0.058	U		<0.042	U		<0.078	U		<0.096	U		<0.045	U		<0.076	U		<0.19	U	
	11.5 ft	VMP-12-11.5	11/13/2009	<17	U		<35	U		<25	U		<47	U		<14	U		<27	U		<45	U		<28	U	
		VMP-12-11.5-090310	9/3/2010	<5.4	U		<11	U		<7.9	U		<15	U		<4.6	U		<8.4	U		<14	U		<8.9	U	
		VMP-12-11.5-120310	12/3/2010	<4.6	U		<9.4	U		<6.9	U		<13	U		<3.9	U		<7.3	U		<12	U		<7.7	U	
		VMP-12-11.5-021511	2/15/2011	<4.2	U		<8.4	U		<6.2	U		<11	U		<3.5	U		<6.5	U		<11	U		<6.9	U	
		VMP-12-11.5-021511-Dup	2/15/2011	<3.6	U		<7.3	U		<5.3	U		<9.8	U		<3	U		<5.6	U		<9.5	U		<6	U	
		VMP-12-11.5-041911	4/19/2011	<12	U		<25	U		<19	U		<34	U		<43	U		<20	U		<33	U		<21	U	
		VMP-12-11.5-080411	8/4/2011	<4.4	U		<8.9	U		<6.5	U		<12	U		<15	U		<6.9	U		<12	U		<7.3	U	
		VMP-12-11.5-111611	11/16/2011	<0.14	U		<0.071	U		0.028	J		<0.096	U		<0.12	U		<0.055	U		<0.093	U		<0.058	U	
		VMP-12-11.5-012412	1/24/2012	<0.33	U		<0.66	U		<0.48	U		<0.89	U		<1.1	U		<0.51	U		<0.87	U		<2.2	U	
	25 ft	VMP-12-25	11/13/2009	<35	U		<71	U		<52	U		<96	U		<30	U		<55	U		<93	U		<58	U	
		VMP-12-25-090310	9/3/2010	<6.8	U		<14	U		<10	U		<19	U		<5.8	U		<11	U		<18	U		<11	U	
		VMP-12-25-120310	12/3/2010	<0.34	U		<0.68	U		<0.5	U		<0.93	U		<0.29	U		<0.53	U		<0.9	U		<0.56	U	
		VMP-12-25-021511	2/15/2011	<8.3	U		<17	U		<12	U		<23	U		<7	U		<13	U		<22	U		<14	U	
		VMP-12-25-041911	4/19/2011	<14	U		<27	U		<20	U		<37	U		<46	U		<21	U		<36	U		<22	U	
		VMP-12-25-080411	8/4/2011	<8.6	U		<17	U		<13	U		<23	U		<29	U		<13	U		<23	U		<14	U	
		VMP-12-25-111611	11/16/2011	23	J		<20	U		4.8	J		<27	U		<33	U		<15	U		<26	U		<16	U	
		VMP-12-25-012412	1/24/2012	<3.7	U		<7.6	U		<5.5	U		<10	U		<13	U		<5.8	U		<9.9	U		<25	U	
		VMP-12-25-012412-Dup	1/24/2012	<27	U		<55	U		<40	U		<74	U		<92	U		<43	U		<72	U		<180	U	
	39 ft	VMP-12-39	11/13/2009	<37	U		<74	U		<54	U		<100	U		<31	U		<58	U		<98	U		<61	U	
		VMP-12-39-041911	4/19/2011	<13	U		<26	U		<19	U		<36	U		<44	U		<20	U		<35	U		<22	U	
		VMP-12-39-012412	1/24/2012	<27	U		<55	U		<40	U		<74	U		<92	U		<43	U		<72	U		<180	U	
VMP-13	5 ft	VMP-13-5	11/16/2009	<7.5	U		<15	U		<11	U		<21	U		<6.4	U		<12	U		<20	U		<12	U	
		VMP 13-5-091310	9/13/2010	0.018	J		<0.055	U		<0.04	U		<0.075	U		<0.023	U		<0.043	U		<0.073	U		<0.046	U	
		VMP-13-5-120110	12/1/2010	<0.0036	U		<0.0073	U		<0.0054	U		<0.0099	U		<0.0031	U		<0.0057	U		<0.0096	U		<0.006	U	
		VMP-13-5-021811	2/18/2011	<0.0043	U		<0.0087	U		<0.0064	U		<0.012	U		<0.0036	U		<0.0067	U		<0.011	U		<0.0071	U	
		VMP-13-5-040511	4/5/2011	<0.034	U		<0.017	U		<0.013	U		<0.024	U		<0.029	U		<0.013	U		<0.023	U		<0.014	U	
		VMP-13-5-080911	8/9/2011	<0.037	U		<0.019	U		0.0046	J		<0.025	U		<0.031	U		<0.014	U		<0.024	U		<0.015	J	U
		VMP-13-5-080911-Dup	8/9/2011	<0.033	J	U	<0.017	U		0.0044	J		<0.022	U		<0.028	U		<0.013	U		<0.022	U		<0.014	U	
		VMP-13-5-111411	11/14/2011	0.0018	J		<0.0058	U		<0.0042	U		<0.0078	U		<0.0097	U		<0.0045	U		<0.0076	U		<0.0048	U	
		VMP-13-5-012712	1/27/2012	<0.024	U		<0.049	U		<0.036	U		<0.066	U		<0.082	U		<0.038	U		<0.064	U		<0.16	U	
	10.5 ft	VMP-13-10.5	11/17/2009	<0.93	U		<1.9	U		<1.4	U		<2.5	U		<0.78	U		<1.4	U		<2.4	U		<1.5	U	
		VMP-13-10.5-D	11/17/2009	<0.96	U		<1.9	U		<1.4	U		<2.6	U		<0.82	U		<1.5	U		<2.6	U		<1.6	U	
		VMP 13-10.5-091310	9/13/2010	0.0056	J		<0.02	U		<0.015	U		<0.028	U		<0.0086	U		<0.016	U		<0.027	U		<0.017	U	
		VMP 13-10.5-091310-Dup	9/13/2010	0.02			<0.02	U		<0.015	U		<0.027	U		<0.0084	U		<0.016	U		<0.026	U		<0.016	U	
		VMP-13-10.5-120110	12/1/2010	<0.004	U		<0.0081	U		<0.006	U		<0.011	U		<0.0034	U		0.0012	J		<0.011	U		<0.0067	U	
		VMP-13-10.5-120110-Dup	12/1/2010	<0.0042	U		<0.0085	U		<0.0062	U		<0.012	U		<0.0036	U		0.00098	J		<0.011	U		<0.007	U	
		VMP-13-10.5-021811	2/18/2011	<1.7	U		<3.4	U		<2.5	U		<4.6	U		<1.4	U		<2.6	U		<4.4	U		<2.8	U	
		VMP-13-10.5-021811-Dup	2/18/2011	<1.6	U		<3.2	U		<2.4	U		<4.4	U		<1.4	U		<2.5	U		<4.2	U		<2.7	U	
		VMP-13-10.5-040511-Dup	4/5/2011	<0.017	U		<0.0087	U		<0.0064	U		<0.012	J	U	<0.014	U		<0.0067	U		<0.011	U		<0.0071	U	
		VMP-13-10.5-080911	8/9/2011	<0.094	U		<0.19	U		<0.14	U		<0.26	U		<0.32	U		<0.15	U		<0.25	U		<0.16	U	
		VMP-13-10.5-111411	11/14/2011	<0.011	U		<0.0055	U		<0.004	U		<0.0075	U		<0.0093	U		<0.0043	U		<0.0073	U		<0.0046	U	
		VMP-13-10.5-012712	1/26/2012	<0.03	U		<0.015	U		<0.011	U		<0.021	U		<0.026	U		<0.012	U		<0.02	U		<0.013	U	
		VMP-13-10.5-012712-Dup	1/26/2012	<0.044	U		<0.022	U		<0.016	U		<0.03	U		<0.037	U		<0.017	U		<0.029	U		<0.018	U	
	21.5 ft	VMP-13-21.5	11/17/2009	<47	U		<96	U		<70	U		<130	U		<40	U		<74	U		<120	U		<79	U	
		VMP 13-21.5-091310	9/13/2010	<7.5	U		<15	U		<11	U		<21	U		<6.4	U		<12	U		<20	U		<12	U	
		VMP-13-21.5-120110	12/1/2010	<15	U		<30	U		<22	U		<40	U		<12	U		<23	U		<39	U		<24	U	
		VMP-13-21.5-021811	2/18/2011	0.36	J		<4.4	U		<3.2	U		<6	U		<1.8	U		<3.4	U		<5.8	U		<3.6	U	
		VMP-13-21.5-040511	4/5/2011	<3.1	U		<6.4	U		<4.6	U		<8.6	U		<11	U		<4.9	U		<8.3	U		<5.2	U	
		VMP-13-21.5-080911	8/9/2011	<0.39	U		<0.79	U		<0.58	U		<1.1	U		<1.3	U		<0.62	U		<1	U		<0.65	U	
		VMP-13-21.5-111411	11/14/2011	3.5	J		<3.6	U		<2.6	U		<4.9	U		<6.1	U		<2.8	U		<4.7	U		<3	U	
		VMP-13-21.5-111411-Dup	11/14/2011	3.4	J		<3.6	U		<2.6	U		<4.9	U		<6.1	U		<2.8	U		<4.7	U		<3	U	
		VMP-13-21.5-012712	1/27/2012	<0.42	U		<0.84	U		<0.62	U		<1.1	U		<1.4	U		<0.65	U		<1.1	U		<2.8	U	
	29.5 ft	VMP-13-29.5	11/17/2009	<93	U		<190	U		<140	U		<250	U		<78	U		<140	U		<240	U		<150	U	
		VMP-13-29.5-021811	2/18/2011	<67	U		<140	U		<99	U		<180	U		<57	U		<100	U		<180	U		<110	U	
		VMP-13-29.5-040511	4/5/2011	<44	U		<88	U		<64	U		<120	U		<150	U		<68	U		<120	U		<72	U	
		VMP-13-29.5-013012	1/30/2012	<1.3	U		<2.7	U		<2	U		<3.6	U		<4.5	U		<2.1	U		<3.5	U		<2.2	U	

See last page of table for notes.

TABLE 4 CUMULATIVE SUMMARY OF SOIL VAPOR ANALYTICAL DETECTIONS AND SCREENING RESULTS:PUBLIC WORKS YARD AND WRR - VOCS

				Cyclohexane			1,2-Dibromoethane			1,2-Dichlorobenzene			1,3-Dichlorobenzene			1,4-Dichlorobenzene			1,1-Dichloroethane			1,2-Dichloroethane		
Screening Critiera (mg/m^3)							0.06			1,700						6,800			4,200			0.81		
Location	Depth	Sample ID	Sample Date	Result (mg/m^3)	Lab Qualifier	URS Qualifier	Result (mg/m^3)	Lab Qualifier	URS Qualifier	Result (mg/m^3)	Lab Qualifier	URS Qualifier	Result (mg/m^3)	Lab Qualifier	URS Qualifier	Result (mg/m^3)	Lab Qualifier	URS Qualifier	Result (mg/m^3)	Lab Qualifier	URS Qualifier	Result (mg/m^3)	Lab Qualifier	URS Qualifier
VMP-12	5 ft	VMP-12-5	11/13/2009	570			<24	U		<19	U		<19	U		<19	U		<13	U		<13	U	
		VMP-12-5-090310	9/3/2010	410			<10	U		<8.1	U		<8.1	U		<8.1	U		<5.4	U		<5.4	U	
		VMP-12-5-120310	12/3/2010	750			<100	U		<80	U		<80	U		<80	U		<54	U		<54	U	
		VMP-12-5-021511	2/15/2011	88			<4.7	U		<3.7	U		<3.7	U		<3.7	U		<2.5	U		<2.5	U	
		VMP-12-5-041911	4/19/2011	300			<34	U		<27	U		<27	U		<27	U		<18	U		<18	U	
		VMP-12-5-080411	8/4/2011	230			<8.9	U		<6.9	U		<6.9	U		<6.9	U		<4.7	U		<4.7	U	
		VMP-12-5-111611	11/16/2011	0.016			<0.0063	U		<0.0049	U		<0.0049	U		<0.0049	U		<0.0033	U		<0.0033	U	
		VMP-12-5-012412	1/24/2012	0.95			<0.07	U		<0.055	U		<0.055	U		<0.055	U		<0.037	U		<0.037	U	
	11.5 ft	VMP-12-11.5	11/13/2009	560			<42	U		<33	U		<33	U		<33	U		<22	U		<22	U	
		VMP-12-11.5-090310	9/3/2010	580			<13	U		<10	U		<10	U		<10	U		<7	U		<7	U	
		VMP-12-11.5-120310	12/3/2010	340			<11	U		<9	U		<9	U		<9	U		<6	U		<6	U	
		VMP-12-11.5-021511	2/15/2011	450			<10	U		<8	U		<8	U		<8	U		<5.4	U		<5.4	U	
		VMP-12-11.5-021511-Dup	2/15/2011	390			<8.9	U		<6.9	U		<6.9	U		<6.9	U		<4.7	U		<4.7	U	
		VMP-12-11.5-041911	4/19/2011	420			<31	U		<24	U		<24	U		<24	U		<16	U		<16	U	
		VMP-12-11.5-080411	8/4/2011	160			<11	U		<8.5	U		<8.5	U		<8.5	U		<5.7	U		<5.7	U	
		VMP-12-11.5-111611	11/16/2011	0.28			<0.086	U		<0.068	U		<0.068	U		<0.068	U		<0.046	U		<0.046	U	
		VMP-12-11.5-012412	1/24/2012	2.8			<0.81	U		<0.63	U		<0.63	U		<0.63	U		<0.42	U		<0.42	U	
	25 ft	VMP-12-25	11/13/2009	680			<87	U		<68	U		<68	U		<68	U		<46	U		<46	U	
		VMP-12-25-090310	9/3/2010	650			<17	U		<13	U		<13	U		<13	U		<8.9	U		<8.9	U	
		VMP-12-25-120310	12/3/2010	18			<0.84	U		<0.66	U		<0.66	U		<0.66	U		<0.44	U		<0.44	U	
		VMP-12-25-021511	2/15/2011	410			<20	U		<16	U		<16	U		<16	U		<11	U		<11	U	
		VMP-12-25-041911	4/19/2011	430			<33	U		<26	U		<26	U		<26	U		<18	U		<18	U	
		VMP-12-25-080411	8/4/2011	320			<21	U		<16	U		<16	U		<16	U		<11	U		<11	U	
		VMP-12-25-111611	11/16/2011	320			<24	U		<19	U		<19	U		<19	U		<13	U		11	J	
		VMP-12-25-012412	1/24/2012	460		J	<9.2	U		<7.2	U		<7.2	U		<7.2	U		<4.8	U		<4.8	U	
		VMP-12-25-012412-Dup	1/24/2012	410			<67	U		<53	U		<53	U		<53	U		<35	U		<35	U	
	39 ft	VMP-12-39	11/13/2009	710			<91	U		<71	U		<71	U		<71	U		<48	U		<48	U	
		VMP-12-39-041911	4/19/2011	570			<32	U		<25	U		<25	U		<25	U		<17	U		<17	U	
		VMP-12-39-012412	1/24/2012	560			<67	U		<53	U		<53	U		<53	U		<35	U		<35	U	
VMP-13	5 ft	VMP-13-5	11/16/2009	<8.3	U		<18	U		<14	U		<14	U		<14	U		<9.8	U		<9.8	U	
		VMP 13-5-091310	9/13/2010	0.014	J		<0.068	U		<0.053	U		<0.053	U		<0.053	U		<0.036	U		<0.036	U	
		VMP-13-5-120110	12/1/2010	0.031			<0.009	U		<0.007	U		<0.007	U		<0.007	U		<0.0047	U		<0.0047	U	
		VMP-13-5-021811	2/18/2011	0.003	J		<0.011	U		<0.0083	U		<0.0083	U		<0.0083	U		<0.0056	U		<0.0056	U	
		VMP-13-5-040511	4/5/2011	0.0021	J		<0.021	U		<0.016	J	U	<0.016	U		<0.016	J	U	<0.011	U		<0.011	U	
		VMP-13-5-080911	8/9/2011	0.0068	J		<0.023	U		<0.018	U		<0.018	J	U	<0.018	J	U	<0.012	U		<0.012	U	
		VMP-13-5-080911-Dup	8/9/2011	0.0048	J		<0.02	U		<0.016	U		<0.016	U		<0.016	U		<0.011	U		<0.011	U	
		VMP-13-5-111411	11/14/2011	<0.0032	U		<0.0071	U		<0.0055	U		<0.0055	U		<0.0055	U		<0.0037	U		<0.0037	U	
		VMP-13-5-012712	1/27/2012	0.081		J	<0.06	U		<0.046	U		<0.046	U		<0.046	U		<0.031	U		<0.031	U	
	10.5 ft	VMP-13-10.5	11/17/2009	<1	U		<2.3	U		<1.8	U		<1.8	U		<1.8	U		<1.2	U		<1.2	U	
		VMP-13-10.5-D	11/17/2009	<1.1	U		<2.4	U		<1.8	U		<1.8	U		<1.8	U		<1.2	U		<1.2	U	
		VMP 13-10.5-091310	9/13/2010	0.014			<0.025	U		<0.02	U		<0.02	U		<0.02	U		<0.013	U		<0.013	U	
		VMP 13-10.5-091310-Dup	9/13/2010	0.015			<0.024	U		<0.019	U		<0.019	U		<0.019	U		<0.013	U		<0.013	U	
		VMP-13-10.5-120110	12/1/2010	0.0029	J		<0.01	U		<0.0078	U		<0.0078	U		<0.0078	U		<0.0052	U		<0.0052	U	
		VMP-13-10.5-120110-Dup	12/1/2010	0.0048			<0.01	U		<0.0081	U		<0.0081	U		<0.0081	U		<0.0055	U		<0.0055	U	
		VMP-13-10.5-021811	2/18/2011	0.78	J		<4.1	U		<3.2	U		<3.2	U		<3.2	U		<2.2	U		<2.2	U	
		VMP-13-10.5-021811-Dup	2/18/2011	0.9	J		<4	U		<3.1	U		<3.1	U		<3.1	U		<2.1	U		<2.1	U	
		VMP-13-10.5-040511-Dup	4/5/2011	0.0039	J		<0.011	J	U	<0.0083	U		<0.0083	U		<0.0083	J	U	<0.0056	U		<0.0056	U	
		VMP-13-10.5-080911	8/9/2011	<0.1	U		<0.23	U		<0.18	U		<0.18	U		<0.18	U		<0.12	U		<0.12	U	
		VMP-13-10.5-111411	11/14/2011	<0.003	U		<0.0068	U		<0.0053	U		<0.0053	U		<0.0053	U		<0.0036	U		<0.0036	U	
		VMP-13-10.5-012712	1/26/2012	0.029			<0.019	U		<0.015	U		<0.015	U		<0.015	U		<0.0099	U		<0.0099	U	
		VMP-13-10.5-012712-Dup	1/26/2012	0.043			<0.027	U		<0.021	U		<0.021	U		<0.021	U		<0.014	U		<0.014	U	
	21.5 ft	VMP-13-21.5	11/17/2009	<52	U		<120	U		<91	U		<91	U		<91	U		<62	U		<62	U	
		VMP 13-21.5-091310	9/13/2010	2.5	J		<18	U		<14	U		<14	U		<14	U		<9.8	U		<9.8	U	
		VMP-13-21.5-120110	12/1/2010	<16	U		<36	U		<28	U		<28	U		<28	U		<19	U		<19	U	
		VMP-13-21.5-021811	2/18/2011	0.7	J		<5.4	U		<4.2	U		<4.2	U		<4.2	U		<2.8	U		<2.8	U	
		VMP-13-21.5-040511	4/5/2011	1	J		<7.8	U		<6.1	U		<6.1	U		<6.1	U		<4.1	U		<4.1	U	
		VMP-13-21.5-080911	8/9/2011	<0.43	U		<0.97	U		<0.76	U		<0.76	U		<0.76	U		<0.51	U		<0.51	U	
		VMP-13-21.5-111411	11/14/2011	0.67	J		<4.4	U		<3.4	U		0.56	J		0.77	J		<2.3	U		1.4	J	
		VMP-13-21.5-111411-Dup	11/14/2011	0.95	J		<4.4	U		<3.4	U		<3.4	U		0.71	J		<2.3	U		1.6	J	
		VMP-13-21.5-012712	1/27/2012	0.9		J	<1	U		<0.8	U		<0.8	U		<0.8	U		<0.54	U		<0.54	U	
	29.5 ft	VMP-13-29.5	11/17/2009	<100	U		<230	U		<180	U		<180	U		<180	U		<120	U		<120	U	
		VMP-13-29.5-021811	2/18/2011	<74	U		<160	U		<130	U		<130	U		<130	U		<87	U		<87	U	
		VMP-13-29.5-040511	4/5/2011	<48	U		<110	U		<84	U		<84	U		<84	U		<57	U		<57	U	
		VMP-13-29.5-013012	1/30/2012	4		J	<3.3	U		<2.6	U		<2.6	U		<2.6	U		<1.7	U		<1.7	U	

See last page of table for notes.

TABLE 4 CUMULATIVE SUMMARY OF SOIL VAPOR ANALYTICAL DETECTIONS AND SCREENING RESULTS:PUBLIC WORKS YARD AND WRR - VOCS

				1,1-Dichloroethene			cis-1,2-Dichloroethene			Dichlorodifluoromethane			Dichloromethane (Methylene chloride)			1,2-Dichloropropane			trans-1,3-Dichloropropene			1,4-Dioxane		
Screening Critiera (mg/m^3)				1,600			1,100,000						45			0.46			6.2			2.3		
Location	Depth	Sample ID	Sample Date	Result (mg/m^3)	Lab Qualifier	URS Qualifier	Result (mg/m^3)	Lab Qualifier	URS Qualifier	Result (mg/m^3)	Lab Qualifier	URS Qualifier	Result (mg/m^3)	Lab Qualifier	URS Qualifier	Result (mg/m^3)	Lab Qualifier	URS Qualifier	Result (mg/m^3)	Lab Qualifier	URS Qualifier	Result (mg/m^3)	Lab Qualifier	URS Qualifier
VMP-12	5 ft	VMP-12-5	11/13/2009	<12	U		<12	U		<16	U		<11	U		<15	U		<14	U		<46	U	
		VMP-12-5-090310	9/3/2010	<5.3	U		<5.3	U		<6.6	U		<4.7	U		<6.2	U		<6.1	U		<19	U	
		VMP-12-5-120310	12/3/2010	<53	U		<53	U		<66	U		<46	U		<61	U		<60	U		<190	U	
		VMP-12-5-021511	2/15/2011	<2.4	U		<2.4	U		<3	U		<2.1	U		<2.8	U		<2.8	U		<8.8	U	
		VMP-12-5-041911	4/19/2011	<18	U		<18	U		<22	U		<16	U	UJ	<21	U		<20	U		<64	U	
		VMP-12-5-080411	8/4/2011	<4.6	U		<4.6	U		<5.7	U		<4	U		<5.3	U		<5.2	U		<17	U	
		VMP-12-5-111611	11/16/2011	<0.0032	U		<0.0032	U		<0.004	U	UJ	0.0026	J		<0.0038	U		<0.0037	U		<0.012	U	
		VMP-12-5-012412	1/24/2012	<0.036	U		<0.036	U		<0.045	U		0.011	J		<0.042	U		<0.042	U		<0.13	U	
	11.5 ft	VMP-12-11.5	11/13/2009	<22	U		<22	U		<27	U		<19	U		<25	U		<25	U		<79	U	
		VMP-12-11.5-090310	9/3/2010	<6.8	U		<6.8	U		<8.5	U		<6	U		<8	U		<7.8	U		<25	U	
		VMP-12-11.5-120310	12/3/2010	<5.9	U		<5.9	U		<7.4	U		<5.2	U		<6.9	U		<6.8	U		<22	U	
		VMP-12-11.5-021511	2/15/2011	<5.3	U		<5.3	U		<6.6	U		<4.6	U		<6.2	U		<6.1	U		<19	U	
		VMP-12-11.5-021511-Dup	2/15/2011	<4.6	U		<4.6	U		<5.7	U		<4	U		<5.3	U		<5.2	U		<17	U	
		VMP-12-11.5-041911	4/19/2011	<16	U		<16	U		<20	U		<14	U	UJ	<19	U		<18	U		<58	U	
		VMP-12-11.5-080411	8/4/2011	<5.6	U		<5.6	U		<7	U		<4.9	U		<6.5	U		<6.4	U		<20	U	
		VMP-12-11.5-111611	11/16/2011	<0.045	U		<0.045	U		<0.056	U	UJ	<0.039	U		<0.052	U		<0.051	U		<0.16	U	
		VMP-12-11.5-012412	1/24/2012	<0.42	U		<0.42	U		<0.52	U		0.096	J		<0.48	U		<0.48	U		<1.5	U	
	25 ft	VMP-12-25	11/13/2009	<45	U		<45	U		<56	U		<39	U		<52	U		<51	U		<160	U	
		VMP-12-25-090310	9/3/2010	<8.7	U		<8.7	U		<11	U		<7.6	U		<10	U		<10	U		<32	U	
		VMP-12-25-120310	12/3/2010	<0.43	U		<0.43	U		<0.54	U		<0.38	U		<0.5	U		<0.49	U		<1.6	U	
		VMP-12-25-021511	2/15/2011	<10	U		<10	U		<13	U		<9.2	U		<12	U		<12	U		<38	U	
		VMP-12-25-041911	4/19/2011	<17	U		<17	U		<21	U		<15	U	UJ	<20	U		<20	U		<63	U	
		VMP-12-25-080411	8/4/2011	<11	U		<11	U		<14	U		<9.6	U		<13	U		<12	U		<40	U	
		VMP-12-25-111611	11/16/2011	<12	U		<12	U		<16	U	UJ	9.6	J		<14	U		<14	U		<45	U	
		VMP-12-25-012412	1/24/2012	<4.8	U		<4.8	U		<5.9	U		<4.2	U		<5.5	U		<5.4	U		<17	U	
		VMP-12-25-012412-Dup	1/24/2012	<35	U		<35	U		<43	U		5.8	J		<40	U		<40	U		<130	U	
	39 ft	VMP-12-39	11/13/2009	<47	U		<47	U		<59	U		<41	U		<55	U		<54	U		<170	U	
		VMP-12-39-041911	4/19/2011	<17	U		<17	U		<21	U		<15	U	UJ	<19	U		<19	U		<61	U	
		VMP-12-39-012412	1/24/2012	<35	U		<35	U		<43	U		6.4	J		<40	U		<40	U		<130	U	
VMP-13	5 ft	VMP-13-5	11/16/2009	<9.6	U		<9.6	U		<12	U		<8.4	U		<11	U		<11	U		<35	U	
		VMP 13-5-091310	9/13/2010	<0.035	U		<0.035	U		<0.044	U		<0.03	U		<0.041	U		<0.04	U		<0.13	U	
		VMP-13-5-120110	12/1/2010	<0.0046	U		<0.0046	U		0.0032	J		<0.004	U		<0.0054	U		<0.0053	U		<0.017	U	
		VMP-13-5-021811	2/18/2011	<0.0055	U		<0.0055	U		0.0024	J		<0.0048	U		<0.0064	U		<0.0063	U		<0.02	U	
		VMP-13-5-040511	4/5/2011	<0.011	U		<0.011	U		<0.014	U		0.0082	J		<0.013	U		<0.012	U		<0.04	U	
		VMP-13-5-080911	8/9/2011	<0.012	U		<0.012	U		0.0027	J		0.0085	J		<0.014	U		<0.013	U		<0.043	U	
		VMP-13-5-080911-Dup	8/9/2011	<0.01	U		<0.01	U		0.003	J		0.004	J		<0.012	U		<0.012	U		<0.038	U	
		VMP-13-5-111411	11/14/2011	<0.0036	U		<0.0036	U		0.002	J		<0.0032	J	U	<0.0042	U		<0.0042	U		<0.013	U	
		VMP-13-5-012712	1/27/2012	<0.031	U		<0.031	U		<0.038	U		0.0072	J	J	<0.036	U		<0.035	U		<0.11	U	
	10.5 ft	VMP-13-10.5	11/17/2009	<1.2	U		<1.2	U		<1.5	U		<1	U		<1.4	U		<1.4	U		<4.3	U	
		VMP-13-10.5-D	11/17/2009	<1.2	U		<1.2	U		<1.5	U		<1.1	U		<1.4	U		<1.4	U		<4.4	U	
		VMP 13-10.5-091310	9/13/2010	<0.013	U		<0.013	U		0.0032	J		<0.011	U		<0.015	U		<0.015	U		<0.047	U	
		VMP 13-10.5-091310-Dup	9/13/2010	<0.012	U		<0.012	U		0.0034	J		<0.011	U		<0.015	U		<0.014	U		0.041	J	
		VMP-13-10.5-120110	12/1/2010	<0.0051	U		<0.0051	U		0.003	J		<0.0045	U		<0.006	U		<0.0059	U		<0.019	U	
		VMP-13-10.5-120110-Dup	12/1/2010	<0.0054	U		<0.0054	U		0.0032	J		<0.0047	U		<0.0062	U		<0.0061	U		<0.019	U	
		VMP-13-10.5-021811	2/18/2011	<2.1	U		<2.1	U		<2.6	U		<1.8	U		<2.5	U		<2.4	U		<7.7	U	
		VMP-13-10.5-021811-Dup	2/18/2011	<2	U		<2	U		<2.5	U		<1.8	U		<2.4	U		<2.3	U		<7.4	U	
		VMP-13-10.5-040511-Dup	4/5/2011	<0.0055	U		<0.0055	U		0.0021	J		<0.0048	J	U	<0.0064	U		<0.0063	U		<0.02	U	
		VMP-13-10.5-080911	8/9/2011	<0.12	U		<0.12	U		<0.15	U		<0.1	U		<0.14	U		<0.14	U		<0.44	U	
		VMP-13-10.5-111411	11/14/2011	<0.0035	U		<0.0035	U		0.002	J		0.0044			<0.0041	U		<0.004	U		<0.013	U	
		VMP-13-10.5-012712	1/26/2012	<0.0097	U		<0.0097	U		0.0024	J		<0.0085	U		<0.011	U		<0.011	U		<0.035	U	
		VMP-13-10.5-012712-Dup	1/26/2012	<0.014	U		<0.014	U		<0.017	U		<0.012	U		<0.016	U		<0.016	U		<0.05	U	
	21.5 ft	VMP-13-21.5	11/17/2009	<60	U		<60	U		<75	U		<53	U		<70	U		<69	U		<220	U	
		VMP 13-21.5-091310	9/13/2010	<9.6	U		<9.6	U		<12	U		9.2			<11	U		<11	U		<35	U	
		VMP-13-21.5-120110	12/1/2010	<18	U		<18	U		<23	U		28			<22	U		<21	U		<68	U	
		VMP-13-21.5-021811	2/18/2011	<2.8	U		<2.8	U		<3.5	U		0.51	J		<3.2	U		<3.2	U		<10	U	
		VMP-13-21.5-040511	4/5/2011	<4	U		<4	U		<5	U		2.3	J		<4.7	U		<4.6	U		<14	U	
		VMP-13-21.5-080911	8/9/2011	<0.5	U		<0.5	U		<0.62	U		<0.44	U		<0.58	U		<0.57	U		<1.8	U	
		VMP-13-21.5-111411	11/14/2011	<2.3	U		<2.3	U		<2.8	U		<2	U		<2.6	U		<2.6	U		<8.3	U	
		VMP-13-21.5-111411-Dup	11/14/2011	<2.3	U		<2.3	U		<2.8	U		<2	U		<2.6	U		<2.6	U		<8.3	U	
		VMP-13-21.5-012712	1/27/2012	<0.53	U		<0.53	U		<0.66	U		0.094	J	J	<0.62	U		<0.61	U		<1.9	U	
	29.5 ft	VMP-13-29.5	11/17/2009	<120	U		<120	U		<150	U		<100	U		<140	U		<140	U		<430	U	
		VMP-13-29.5-021811	2/18/2011	<86	U		<86	U		<110	U		<75	U		<100	U		<98	U		<310	U	
		VMP-13-29.5-040511	4/5/2011	<56	U		<56	U		<69	U		<49	U		<65	U		<64	U		<200	U	
		VMP-13-29.5-013012	1/30/2012	<1.7	U		<1.7	U		<2.1	U		<1.5	U		<2	U		<1.9	U		<6.2	U	

See last page of table for notes.

TABLE 4 CUMULATIVE SUMMARY OF SOIL VAPOR ANALYTICAL DETECTIONS AND SCREENING RESULTS:PUBLIC WORKS YARD AND WRR - VOCS

				Ethanol			Ethylbenzene			4-Ethyltoluene			Freon 113			Heptane			Hexachlorobutadiene			Hexane		
Screening Critiera (mg/m^3)							8,300																	
Location	Depth	Sample ID	Sample Date	Result (mg/m^3)	Lab Qualifier	URS Qualifier	Result (mg/m^3)	Lab Qualifier	URS Qualifier	Result (mg/m^3)	Lab Qualifier	URS Qualifier	Result (mg/m^3)	Lab Qualifier	URS Qualifier	Result (mg/m^3)	Lab Qualifier	URS Qualifier	Result (mg/m^3)	Lab Qualifier	URS Qualifier	Result (mg/m^3)	Lab Qualifier	URS Qualifier
VMP-12	5 ft	VMP-12-5	11/13/2009	<24	U		<14	U		<16	U		<24	U		17			<130	U		200		
		VMP-12-5-090310	9/3/2010	<10	U		<5.8	U		<6.6	U		<10	U		<5.5	U		<57	U		11		
		VMP-12-5-120310	12/3/2010	<100	U		<58	U		<65	U		<100	U		<54	U		<570	U		370		
		VMP-12-5-021511	2/15/2011	<4.6	U		<2.6	U		<3	U		<4.7	U		<2.5	U		<26	U		9.6		
		VMP-12-5-041911	4/19/2011	5.2	J		<19	U		<22	U		<34	U		<18	U		<190	U		5.1	J	
		VMP-12-5-080411	8/4/2011	<8.7	U		<5	U		<5.7	U		<8.8	U		<4.7	U		<49	U		16		
		VMP-12-5-111611	11/16/2011	0.015			0.00074	J		<0.004	U		<0.0062	U		0.0046			<0.035	U		0.036		
		VMP-12-5-012412	1/24/2012	<0.069	J	U	0.0036	J		0.0078	J		<0.07	U		0.4			<0.39	U		3.5		
	11.5 ft	VMP-12-11.5	11/13/2009	<41	U		<24	U		<27	U		<42	U		<22	U		<230	U		230		
		VMP-12-11.5-090310	9/3/2010	<13	U		5.4	J		<8.5	U		<13	U		4.5	J		<74	U		41		
		VMP-12-11.5-120310	12/3/2010	<11	U		<6.5	U		<7.3	U		<11	U		<6.1	U		<64	U		11		
		VMP-12-11.5-021511	2/15/2011	<10	U		<5.8	U		<6.6	U		<10	U		<5.5	U		<57	U		18		
		VMP-12-11.5-021511-Dup	2/15/2011	<8.7	U		<5	U		<5.7	U		<8.8	U		<4.7	U		<49	U		15		
		VMP-12-11.5-041911	4/19/2011	<30	U		<18	U		<20	U		<31	U		<16	U		<170	U		6.9	J	
		VMP-12-11.5-080411	8/4/2011	<11	U		<6.1	U		<6.9	U		<11	U		<5.8	U		<60	U		9.1		
		VMP-12-11.5-111611	11/16/2011	0.02	J		<0.049	U		<0.055	U		<0.086	U		<0.046	U		<0.48	U		0.054		
		VMP-12-11.5-012412	1/24/2012	<0.79	U		<0.46	U		<0.52	U		<0.8	U		<0.43	U		<4.5	U		1.6		
	25 ft	VMP-12-25	11/13/2009	<85	U		<49	U		<56	U		<87	U		220			<480	U		1200		
		VMP-12-25-090310	9/3/2010	<16	U		14			<11	U		<17	U		100			<94	U		860		
		VMP-12-25-120310	12/3/2010	<0.82	U		<0.47	U		<0.54	U		<0.84	U		<0.45	U		<4.6	U		0.55		
		VMP-12-25-021511	2/15/2011	<20	U		4.1	J		<13	U		<20	U		32			<110	U		180		
		VMP-12-25-041911	4/19/2011	<33	U		<19	U		<21	U		<33	U		10	J		<180	U		110		
		VMP-12-25-080411	8/4/2011	<21	U		<12	U		<14	U		<21	U		9.2	J		<120	U		190		
		VMP-12-25-111611	11/16/2011	<24	U		<14	U		<15	U		<24	U		<13	U		<130	U		40		
		VMP-12-25-012412	1/24/2012	<9	U		<5.2	U		<5.9	U		<9.2	U		<4.9	U		<51	U		40		J
		VMP-12-25-012412-Dup	1/24/2012	<66	U		<38	U		<43	U		<67	U		<36	U		<370	U		36		
	39 ft	VMP-12-39	11/13/2009	<89	U		71			<58	U		<91	U		370			<500	U		1400		
		VMP-12-39-041911	4/19/2011	<32	U		10	J		<21	U		<32	U		180			<180	U		1200		
		VMP-12-39-012412	1/24/2012	<66	U		3.5	J		<43	U		<67	U		280			<370	U		1900		
VMP-13	5 ft	VMP-13-5	11/16/2009	<18	U		<10	U		<12	U		<18	U		<9.9	U		<100	U		<8.5	U	
		VMP 13-5-091310	9/13/2010	0.24			<0.038	U		<0.043	U		<0.067	U		0.0094	J		<0.38	U		0.015	J	
		VMP-13-5-120110	12/1/2010	0.007	J		0.047			0.032			<0.0089	U		0.084			<0.05	U		0.14		
		VMP-13-5-021811	2/18/2011	0.024			<0.006	U		<0.0068	U		<0.01	U		0.0016	J		<0.059	U		0.0022	J	
		VMP-13-5-040511	4/5/2011	0.0054	J		<0.012	U		<0.014	U		<0.021	U		0.007	J		<0.12	U		0.0088	J	
		VMP-13-5-080911	8/9/2011	0.063		J	0.0025	J		0.0019	J		<0.023	U		<0.012	U		<0.13	U		0.0065	J	
		VMP-13-5-080911-Dup	8/9/2011	0.14		J	0.0021	J		<0.013	U		<0.02	U		<0.011	U		<0.11	U		0.0098		
		VMP-13-5-111411	11/14/2011	0.027			0.00094	J		<0.0045	U		<0.007	U		0.002	J		<0.039	U		0.00093	J	
		VMP-13-5-012712	1/27/2012	0.014	J	J	0.0044	J	J	<0.038	U		<0.059	U		0.035		J	<0.33	U		0.18		J
	10.5 ft	VMP-13-10.5	11/17/2009	<2.2	U		<1.3	U		<1.5	U		<2.3	U		<1.2	U		<13	U		<1	U	
		VMP-13-10.5-D	11/17/2009	<2.3	U		<1.3	U		<1.5	U		<2.4	U		<1.3	U		<13	U		<1.1	U	
		VMP 13-10.5-091310	9/13/2010	<0.024	U		<0.014	U		<0.016	U		<0.025	U		0.0052	J		<0.14	U		0.028		J
		VMP 13-10.5-091310-Dup	9/13/2010	0.014	J		<0.014	U		<0.016	U		<0.024	U		0.0072	J		<0.14	U		0.043		J
		VMP-13-10.5-120110	12/1/2010	<0.0098	U		<0.0056	J	U	<0.0064	U		<0.0099	U		0.0029	J		<0.055	U		0.0076		
		VMP-13-10.5-120110-Dup	12/1/2010	0.016			<0.0059	U		<0.0066	U		<0.01	U		0.0036	J		<0.058	U		0.01		
		VMP-13-10.5-021811	2/18/2011	<4	U		<2.3	U		<2.6	U		<4.1	U		<2.2	U		<23	U		<1.9	U	
		VMP-13-10.5-021811-Dup	2/18/2011	<3.9	U		<2.2	U		<2.5	U		<3.9	U		<2.1	U		<22	U		<1.8	U	
		VMP-13-10.5-040511-Dup	4/5/2011	0.0077	J		<0.006	U		<0.0068	U		<0.01	U		0.003	J		<0.059	U		0.0063		
		VMP-13-10.5-080911	8/9/2011	<0.23	U		<0.13	U		<0.15	U		<0.23	U		<0.12	U		<1.3	U		0.3		
		VMP-13-10.5-111411	11/14/2011	0.053			0.0012	J		0.00071	J		<0.0067	U		0.0018	J		<0.038	U		0.0013	J	
		VMP-13-10.5-012712	1/26/2012	0.0084	J		<0.011	U		<0.012	U		<0.019	U		0.015			<0.1	U		0.057		J
		VMP-13-10.5-012712-Dup	1/26/2012	<0.026	U		<0.015	U		<0.017	U		<0.027	U		0.024			<0.15	U		0.088		J
	21.5 ft	VMP-13-21.5	11/17/2009	<110	U		<66	U		<75	U		<120	U		<62	U		<650	U		<54	U	
		VMP 13-21.5-091310	9/13/2010	<18	U		<10	U		<12	U		<18	U		<9.9	U		<100	U		2.1	J	
		VMP-13-21.5-120110	12/1/2010	<35	U		<20	U		<23	U		<36	U		<19	U		<200	U		<16	U	
		VMP-13-21.5-021811	2/18/2011	<5.3	U		<3	U		<3.4	U		<5.4	U		<2.9	U		<30	U		<2.5	U	
		VMP-13-21.5-040511	4/5/2011	<7.6	U		<4.4	U		<5	U		<7.7	U		<4.1	U		<43	U		<3.6	U	
		VMP-13-21.5-080911	8/9/2011	<0.95	U		0.38	J		<0.62	U		<0.96	U		<0.52	U		<5.4	U		1		
		VMP-13-21.5-111411	11/14/2011	<4.3	U		<2.5	U		<2.8	U		<4.4	U		<2.4	U		<24	U		<2	U	
		VMP-13-21.5-111411-Dup	11/14/2011	<4.3	U		<2.5	U		<2.8	U		<4.4	U		<2.4	U		<24	U		0.98	J	
		VMP-13-21.5-012712	1/27/2012	<1	U		0.13	J	J	<0.66	U		<1	U		<0.55	U		<5.7	U		0.38	J	J
	29.5 ft	VMP-13-29.5	11/17/2009	<220	U		<130	U		<150	U		<230	U		<120	U		<1300	U		<100	U	
		VMP-13-29.5-021811	2/18/2011	<160	U		<94	U		<110	U		<160	U		<88	U		<920	U		<76	U	
		VMP-13-29.5-040511	4/5/2011	<100	U		20	J		<69	U		<110	U		<57	U		<600	U		<49	U	
		VMP-13-29.5-013012	1/30/2012	<3.2	U		4.5		J	0.48	J	J	<3.3	U		<1.8	U		<18	U		0.4	J	J

See last page of table for notes.

TABLE 4 CUMULATIVE SUMMARY OF SOIL VAPOR ANALYTICAL DETECTIONS AND SCREENING RESULTS:PUBLIC WORKS YARD AND WRR - VOCS

				2-Hexanone (Methyl N-Butyl Ketone)			Isopentane			Isopropylbenzene (Cumene)			4-Methyl-2-pentanone (Methyl Isobutyl Ketone)			Methyl tert-Butyl Ether (MTBE)			2-Propanol			n-Propylbenzene		
Screening Critiera (mg/m^3)										3,500						23,000								
Location	Depth	Sample ID	Sample Date	Result (mg/m^3)	Lab Qualifier	URS Qualifier	Result (mg/m^3)	Lab Qualifier	URS Qualifier	Result (mg/m^3)	Lab Qualifier	URS Qualifier	Result (mg/m^3)	Lab Qualifier	URS Qualifier	Result (mg/m^3)	Lab Qualifier	URS Qualifier	Result (mg/m^3)	Lab Qualifier	URS Qualifier	Result (mg/m^3)	Lab Qualifier	URS Qualifier
VMP-12	5 ft	VMP-12-5	11/13/2009	<52	U					<16	U		<13	U		<11	U		<31	U		<16	U	
		VMP-12-5-090310	9/3/2010	<22	U					2.9	J		<5.5	U		<4.8	U		3.6	J		3	J	
		VMP-12-5-120310	12/3/2010	<220	U					18	J		<54	U		<48	U		<130	U		20	J	
		VMP-12-5-021511	2/15/2011	<10	U					<3	U		<2.5	U		<2.2	U		<6	U		<3	U	
		VMP-12-5-041911	4/19/2011	<73	U		9700			<22	U		<18	U		<16	U		<44	UJ	UJ	<22	U	
		VMP-12-5-080411	8/4/2011	<19	U		7700			<5.7	U		<4.7	U		<4.2	U		<11	U		<5.7	U	
		VMP-12-5-111611	11/16/2011	0.00029	J		0.26			0.0019	J		0.013			<0.0029	U		0.013			<0.004	U	
		VMP-12-5-012412	1/24/2012	<0.15	U		12			0.0062	J		0.08			<0.033	U		0.019	J		<0.045	U	
	11.5 ft	VMP-12-11.5	11/13/2009	<90	U					<27	U		<22	U		<20	U		<54	U		<27	U	
		VMP-12-11.5-090310	9/3/2010	<28	U					9.1			<7.1	U		<6.2	U		2.4	J		11		
		VMP-12-11.5-120310	12/3/2010	<24	U					<7.3	U		<6.1	U		<5.4	U		<15	U		<7.3	U	
		VMP-12-11.5-021511	2/15/2011	<22	U					<6.6	U		<5.5	U		<4.8	U		<13	U		2.4	J	
		VMP-12-11.5-021511-Dup	2/15/2011	<19	U					<5.7	U		<4.7	U		<4.2	U		<11	U		1.9	J	
		VMP-12-11.5-041911	4/19/2011	<66	U		11000			<20	U		<16	U		<14	U		<40	UJ	UJ	<20	U	
		VMP-12-11.5-080411	8/4/2011	<23	U		4800			<6.9	U		<5.8	U		<5.1	U		<14	U		<6.9	U	
		VMP-12-11.5-111611	11/16/2011	<0.18	U		12			0.007	J		0.017	J		<0.04	U		<0.11	U		<0.055	U	
		VMP-12-11.5-012412	1/24/2012	<1.7	U		410			<0.52	U		<0.43	U		<0.38	U		<1	U		<0.52	U	
	25 ft	VMP-12-25	11/13/2009	<180	U					<56	U		<46	U		<41	U		<110	U		<56	U	
		VMP-12-25-090310	9/3/2010	<36	U					20			<9	U		<7.9	U		<22	U		26		
		VMP-12-25-120310	12/3/2010	<1.8	U					<0.54	U		<0.45	U		<0.39	U		<1.1	U		<0.54	U	
		VMP-12-25-021511	2/15/2011	<44	U					9.2	J		<11	U		<9.6	U		<26	U		9.7	J	
		VMP-12-25-041911	4/19/2011	<71	U		8300			8.6	J		<18	U		<16	U		<43	UJ	UJ	8.1	J	
		VMP-12-25-080411	8/4/2011	<45	U		9200			<14	U		<11	U		<9.9	U		<27	U		<14	U	
		VMP-12-25-111611	11/16/2011	<51	U		8900			<15	U		<13	U		<11	U		<31	U		<15	U	
		VMP-12-25-012412	1/24/2012	<20	U		12000			0.77	J	J	<4.9	U		<4.3	U		<12	U		<5.9	U	
		VMP-12-25-012412-Dup	1/24/2012	<140	U		12000			<43	U		<36	U		<32	U		<86	U		<43	U	
	39 ft	VMP-12-39	11/13/2009	<190	U					<58	U		<48	U		<43	U		<120	U		<58	U	
		VMP-12-39-041911	4/19/2011	<69	U		7800			9.7	J		<17	U		<15	U		<41	UJ	UJ	10	J	
		VMP-12-39-012412	1/24/2012	<140	U		12000			<43	U		<36	U		<32	U		<86	U		<43	U	
VMP-13	5 ft	VMP-13-5	11/16/2009	<40	U					<12	U		<9.9	U		<8.7	U		<24	U		<12	U	
		VMP 13-5-091310	9/13/2010	<0.14	U					<0.043	U		<0.036	U		<0.032	U		<0.086	U		<0.043	U	
		VMP-13-5-120110	12/1/2010	<0.019	U					0.0037	J		<0.0048	U		<0.0042	J	U	0.049			0.008		
		VMP-13-5-021811	2/18/2011	0.00065	J					<0.0068	U		<0.0056	U		<0.005	U		0.0066	J		<0.0068	U	
		VMP-13-5-040511	4/5/2011	<0.045	U		0.021	J		<0.014	U		<0.011	U		<0.01	U		<0.027	U		<0.014	U	
		VMP-13-5-080911	8/9/2011	<0.048	U		3		J	0.039		J	0.12		J	<0.011	U		0.021	J		<0.014	J	U
		VMP-13-5-080911-Dup	8/9/2011	0.0024	J		2		J	0.026		J	0.081		J	<0.0095	U		0.048			<0.013	U	
		VMP-13-5-111411	11/14/2011	<0.015	U		0.0017	J		0.0046			0.031			<0.0033	U		0.012			<0.0045	U	
		VMP-13-5-012712	1/27/2012	<0.13	U		0.64		J	0.0062	J	J	0.0095	J	J	<0.028	U		0.017	J	J	<0.038	U	
	10.5 ft	VMP-13-10.5	11/17/2009	<4.9	U					<1.5	U		<1.2	U		<1.1	U		<2.9	U		<1.5	U	
		VMP-13-10.5-D	11/17/2009	<5.1	U					<1.5	U		<1.3	U		<1.1	U		<3	U		<1.5	U	
		VMP 13-10.5-091310	9/13/2010	<0.053	U					<0.016	U		<0.013	U		<0.012	U		0.013	J		<0.016	U	
		VMP 13-10.5-091310-Dup	9/13/2010	<0.052	U					<0.016	U		<0.013	U		<0.011	U		0.012	J		<0.016	U	
		VMP-13-10.5-120110	12/1/2010	<0.021	U					<0.0064	U		<0.0053	U		<0.0047	J	U	0.1			<0.0064	U	
		VMP-13-10.5-120110-Dup	12/1/2010	<0.022	U					<0.0066	U		<0.0055	U		<0.0049	J	U	0.13			<0.0066	U	
		VMP-13-10.5-021811	2/18/2011	<8.8	U					<2.6	U		<2.2	U		<1.9	U		<5.2	U		<2.6	U	
		VMP-13-10.5-021811-Dup	2/18/2011	<8.4	U					<2.5	U		<2.1	U		<1.8	U		<5.1	U		<2.5	U	
		VMP-13-10.5-040511-Dup	4/5/2011	<0.023	U		0.017			<0.0068	U		<0.0056	U		<0.005	U		0.0022	J		<0.0068	U	
		VMP-13-10.5-080911	8/9/2011	<0.5	U		48			0.027	J		<0.12	U		<0.11	U		<0.3	U		<0.15	U	
		VMP-13-10.5-111411	11/14/2011	<0.014	U		0.0086	J		0.0049			0.039			<0.0032	U		0.022			<0.0043	U	
		VMP-13-10.5-012712	1/26/2012	<0.04	U		0.13		J	0.0058	J		0.013			<0.0088	U		<0.024	U		<0.012	U	
		VMP-13-10.5-012712-Dup	1/26/2012	<0.057	U		0.24		J	0.0065	J		0.015			<0.013	U		<0.034	U		<0.017	U	
	21.5 ft	VMP-13-21.5	11/17/2009	<250	U					<75	U		<62	U		<55	U		<150	U		<75	U	
		VMP 13-21.5-091310	9/13/2010	<40	U					<12	U		<9.9	U		<8.7	U		<24	U		<12	U	
		VMP-13-21.5-120110	12/1/2010	<77	U					<23	U		<19	U		<17	U		<46	U		<23	U	
		VMP-13-21.5-021811	2/18/2011	<11	U					<3.4	U		<2.9	U		<2.5	U		1.7	J		<3.4	U	
		VMP-13-21.5-040511	4/5/2011	<16	U		40			<5	U		<4.1	U		<3.6	U		<9.9	U		<5	U	
		VMP-13-21.5-080911	8/9/2011	<2.1	U		100			<0.62	U		<0.52	U		<0.45	U		<1.2	U		<0.62	U	
		VMP-13-21.5-111411	11/14/2011	<9.4	U		63			<2.8	U		<2.4	U		<2.1	U		<5.6	U		<2.8	U	
		VMP-13-21.5-111411-Dup	11/14/2011	<9.4	U		63			<2.8	U		<2.4	U		<2.1	U		0.96	J		<2.8	U	
		VMP-13-21.5-012712	1/27/2012	<2.2	U		49		J	<0.66	U		<0.55	U		0.075	J	J	<1.3	U		<0.66	U	
	29.5 ft	VMP-13-29.5	11/17/2009	<490	U					<150	U		<120	U		<110	U		<290	U		<150	U	
		VMP-13-29.5-021811	2/18/2011	<350	U					<110	U		<88	U		<78	U		<210	U		<110	U	
		VMP-13-29.5-040511	4/5/2011	<230	U		100	J		<69	U		<57	U		<50	U		<140	U		<69	U	
		VMP-13-29.5-013012	1/30/2012	<7	U		77		J	<2.1	U		<1.8	U		<1.5	U		<4.2	U		<2.1	U	

See last page of table for notes.

TABLE 4 CUMULATIVE SUMMARY OF SOIL VAPOR ANALYTICAL DETECTIONS AND SCREENING RESULTS:PUBLIC WORKS YARD AND WRR - VOCS

				Styrene			Tetrachloroethene			Tetrahydrofuran			Toluene			1,2,4-Trichlorobenzene			1,1,1-Trichloroethane (Methyl chloroform)			1,1,2-Trichloroethane		
Screening Critiera (mg/m^3)				8,500			4						40,000			50			41,000			170,000		
Location	Depth	Sample ID	Sample Date	Result (mg/m^3)	Lab Qualifier	URS Qualifier	Result (mg/m^3)	Lab Qualifier	URS Qualifier	Result (mg/m^3)	Lab Qualifier	URS Qualifier	Result (mg/m^3)	Lab Qualifier	URS Qualifier	Result (mg/m^3)	Lab Qualifier	URS Qualifier	Result (mg/m^3)	Lab Qualifier	URS Qualifier	Result (mg/m^3)	Lab Qualifier	URS Qualifier
VMP-12	5 ft	VMP-12-5	11/13/2009	<13	U		<21	U		<9.3	U		<12	U		<94	U	UJ	<17	U		<17	U	
		VMP-12-5-090310	9/3/2010	<5.7	U		<9.1	U		<4	U		1	J		<40	U		<7.3	U		<7.3	U	
		VMP-12-5-120310	12/3/2010	<57	U		<90	U		<39	U		<50	U		<390	U		<72	U		<72	U	
		VMP-12-5-021511	2/15/2011	<2.6	U		<4.1	U		<1.8	U		0.74	J		<18	U		<3.3	U		<3.3	U	
		VMP-12-5-041911	4/19/2011	<19	U		<30	U		<13	U	UJ	11	J		<130	U		<24	U		<24	U	
		VMP-12-5-080411	8/4/2011	<4.9	U		<7.8	U		<3.4	U		<4.4	U		<34	U		<6.3	U		<6.3	U	
		VMP-12-5-111611	11/16/2011	<0.0035	U		<0.0055	U		<0.0024	U		0.0083			<0.024	U		<0.0044	U		<0.0044	U	
		VMP-12-5-012412	1/24/2012	<0.039	U		<0.062	U		<0.027	U		0.016	J		<0.27	U		<0.05	U		<0.05	U	
	11.5 ft	VMP-12-11.5	11/13/2009	<23	U		<37	U		<16	U		<21	U		<160	U	UJ	<30	U		<30	U	
		VMP-12-11.5-090310	9/3/2010	<7.3	U		<12	U		<5.1	U		1.1	J		<51	U		<9.4	U		<9.4	U	
		VMP-12-11.5-120310	12/3/2010	<6.4	U		<10	U		<4.4	U		<5.6	U		<44	U		<8.2	U		<8.2	U	
		VMP-12-11.5-021511	2/15/2011	<5.7	U		<9.1	U		<4	U		1.5	J		<40	U		<7.3	U		<7.3	U	
		VMP-12-11.5-021511-Dup	2/15/2011	<4.9	U		<7.8	U		<3.4	U		1.7	J		<34	U		<6.3	U		<6.3	U	
		VMP-12-11.5-041911	4/19/2011	<17	U		<27	U		<12	U	UJ	<15	U		<120	U		<22	U		<22	U	
		VMP-12-11.5-080411	8/4/2011	<6	U		<9.6	U		<4.2	U		<5.3	U		<42	U		<7.7	U		<7.7	U	
		VMP-12-11.5-111611	11/16/2011	<0.048	U		<0.076	U		<0.033	U		0.014	J		<0.33	U		<0.061	U		<0.061	U	
		VMP-12-11.5-012412	1/24/2012	<0.45	U		<0.71	U		<0.31	U		0.21	J		<3.1	U		<0.57	U		<0.57	U	
	25 ft	VMP-12-25	11/13/2009	<48	U		<77	U		<33	U		<42	U		<340	UJ	UJ	<62	U		<62	U	
		VMP-12-25-090310	9/3/2010	<9.4	U		<15	U		<6.5	U		2.9	J		<65	U		<12	U		<12	U	
		VMP-12-25-120310	12/3/2010	<0.46	U		<0.74	U		<0.32	U		<0.41	U		<3.2	U		<0.59	U		<0.59	U	
		VMP-12-25-021511	2/15/2011	<11	U		<18	U		<7.8	U		12			<79	U		<14	U		<14	U	
		VMP-12-25-041911	4/19/2011	<18	U		<29	U		<13	U	UJ	<16	U		<130	U		<24	U		<24	U	
		VMP-12-25-080411	8/4/2011	<12	U		<19	U		<8.1	U		<10	U		<82	U		<15	U		<15	U	
		VMP-12-25-111611	11/16/2011	<13	U		<21	U		<9.2	U		23			<93	U		<17	U		<17	U	
		VMP-12-25-012412	1/24/2012	<5.1	U		<8.1	U		<3.5	U		0.96	J	J	<36	U		<6.5	U		<6.5	U	
		VMP-12-25-012412-Dup	1/24/2012	<37	U		<59	U		<26	U		<33	U		<260	U		<48	U		<48	U	
	39 ft	VMP-12-39	11/13/2009	<50	U		<80	U		<35	U		<45	U		<350	UJ	UJ	<65	U		<65	U	
		VMP-12-39-041911	4/19/2011	<18	U		<28	U		<12	U	UJ	<16	U		<120	U		<23	U		<23	U	
		VMP-12-39-012412	1/24/2012	<37	U		<59	U		<26	U		5.7	J		<260	U		<48	U		<48	U	
VMP-13	5 ft	VMP-13-5	11/16/2009	<10	U		<16	U		<7.1	U		<9.1	U		<72	UJ	UJ	<13	U		<13	U	
		VMP 13-5-091310	9/13/2010	<0.037	U		<0.06	U		<0.026	U		0.025	J		<0.26	U		<0.048	U		<0.048	U	
		VMP-13-5-120110	12/1/2010	<0.005	U		<0.0079	J	U	<0.0034	U		0.036			<0.034	U		<0.0064	U		<0.0064	U	
		VMP-13-5-021811	2/18/2011	<0.0059	U		<0.0094	U		<0.0041	U		0.011			<0.041	U		<0.0075	U		<0.0075	U	
		VMP-13-5-040511	4/5/2011	<0.012	U		<0.019	J	U	<0.0081	U		0.0026	J		<0.082	J	U	<0.015	U		<0.015	U	
		VMP-13-5-080911	8/9/2011	0.0025	J		<0.02	U		<0.0087	U		0.023			<0.088	J	U	<0.016	U		<0.016	U	
		VMP-13-5-080911-Dup	8/9/2011	0.0013	J		<0.018	U		<0.0078	U		0.022			<0.078	U		<0.014	U		<0.014	U	
		VMP-13-5-111411	11/14/2011	<0.0039	U		<0.0062	U		<0.0027	U		0.011			<0.027	U		<0.005	U		<0.005	U	
		VMP-13-5-012712	1/27/2012	<0.033	U		<0.052	U		<0.023	U		0.0098	J	J	<0.23	U		<0.042	U		<0.042	U	
	10.5 ft	VMP-13-10.5	11/17/2009	<1.3	U		<2	U		<0.88	U		<1.1	U		<8.8	UJ	UJ	<1.6	U		<1.6	U	
		VMP-13-10.5-D	11/17/2009	<1.3	U		<2.1	U		<0.91	U		<1.2	U		<9.2	U	UJ	<1.7	U		<1.7	U	
		VMP 13-10.5-091310	9/13/2010	<0.014	U		0.0073	J		<0.0096	U		0.0075	J		<0.097	U		<0.018	U		<0.018	U	
		VMP 13-10.5-091310-Dup	9/13/2010	<0.014	U		0.0034	J		<0.0094	U		0.0074	J		<0.094	U		<0.017	U		<0.017	U	
		VMP-13-10.5-120110	12/1/2010	<0.0055	U		<0.0088	J	U	<0.0038	U		0.0011	J		<0.038	U		0.001	J		<0.0071	U	
		VMP-13-10.5-120110-Dup	12/1/2010	<0.0058	U		<0.0092	J	U	<0.004	U		0.00092	J		<0.04	U		0.0011	J		<0.0074	U	
		VMP-13-10.5-021811	2/18/2011	<2.3	U		<3.6	U		<1.6	U		<2	U		<16	U		<2.9	U		<2.9	U	
		VMP-13-10.5-021811-Dup	2/18/2011	<2.2	U		<3.5	U		<1.5	U		<1.9	U		<15	U		<2.8	U		<2.8	U	
		VMP-13-10.5-040511-Dup	4/5/2011	<0.0059	U		<0.0094	J	U	<0.0041	U		0.0011	J		<0.041	J	U	<0.0075	U		<0.0075	U	
		VMP-13-10.5-080911	8/9/2011	<0.13	U		<0.2	U		<0.089	U		<0.11	U		<0.9	U		<0.16	U		<0.16	U	
		VMP-13-10.5-111411	11/14/2011	<0.0037	U		<0.006	U		<0.0026	U		0.017			<0.026	U		<0.0048	U		<0.0048	U	
		VMP-13-10.5-012712	1/26/2012	<0.01	U		<0.016	U		<0.0072	U		0.0046	J		<0.072	U		<0.013	U		<0.013	U	
		VMP-13-10.5-012712-Dup	1/26/2012	<0.015	U		<0.024	U		<0.01	U		0.0047	J		<0.1	U		<0.019	U		<0.019	U	
	21.5 ft	VMP-13-21.5	11/17/2009	<65	U		<100	U		<45	U		<57	U		<450	U	UJ	<83	U		<83	U	
		VMP 13-21.5-091310	9/13/2010	<10	U		<16	U		<7.1	U		3.7	J		<72	U		<13	U		<13	U	
		VMP-13-21.5-120110	12/1/2010	<20	U		<32	U		<14	U		<18	U		<140	U		<26	U		<26	U	
		VMP-13-21.5-021811	2/18/2011	0.53	J		<4.7	U		<2.1	U		0.54	J		<21	U		<3.8	U		<3.8	U	
		VMP-13-21.5-040511	4/5/2011	<4.3	U		<6.8	U		<3	U		<3.8	U		<30	U		<5.5	U		<5.5	U	
		VMP-13-21.5-080911	8/9/2011	<0.54	U		<0.85	U		<0.37	U		0.18	J		<3.7	U		<0.69	U		<0.69	U	
		VMP-13-21.5-111411	11/14/2011	<2.4	U		<3.9	U		<1.7	U		3.5			<17	U		<3.1	U		<3.1	U	
		VMP-13-21.5-111411-Dup	11/14/2011	<2.4	U		<3.9	U		<1.7	U		3.6			<17	U		<3.1	U		<3.1	U	
		VMP-13-21.5-012712	1/27/2012	<0.57	U		<0.91	U		<0.4	U		<0.5	U		<4	U		<0.73	U		<0.73	U	
	29.5 ft	VMP-13-29.5	11/17/2009	<130	U		<200	U		<88	U		120			<880	U	UJ	<160	U		<160	U	
		VMP-13-29.5-021811	2/18/2011	<92	U		<150	U		<64	U		16	J		<640	U		<120	U		<120	U	
		VMP-13-29.5-040511	4/5/2011	<60	U		<95	U		<41	U		19	J		<420	U		<76	U		<76	U	
		VMP-13-29.5-013012	1/30/2012	<1.8	U		<2.9	U		<1.3	U		11		J	<13	U		<2.3	U		<2.3	U	

TABLE 4 CUMULATIVE SUMMARY OF SOIL VAPOR ANALYTICAL DETECTIONS AND SCREENING RESULTS:PUBLIC WORKS YARD AND WRR - VOCS

				Trichloroethene			Trichlorofluoromethane			1,2,4-Trimethylbenzene			1,3,5-Trimethylbenzene			2,2,4-Trimethylpentane			m,p-Xylene			o-Xylene		
Screening Critiera (mg/m^3)				12			5,600												820			790		
Location	Depth	Sample ID	Sample Date	Result (mg/m^3)	Lab Qualifier	URS Qualifier	Result (mg/m^3)	Lab Qualifier	URS Qualifier	Result (mg/m^3)	Lab Qualifier	URS Qualifier	Result (mg/m^3)	Lab Qualifier	URS Qualifier	Result (mg/m^3)	Lab Qualifier	URS Qualifier	Result (mg/m^3)	Lab Qualifier	URS Qualifier	Result (mg/m^3)	Lab Qualifier	URS Qualifier
VMP-12	5 ft	VMP-12-5	11/13/2009	<17	U		<18	U		<16	U		<16	U		1500			<14	U		<14	U	
		VMP-12-5-090310	9/3/2010	<7.2	U		<7.6	U		<6.6	U		<6.6	U		1700			<5.8	U		<5.8	U	
		VMP-12-5-120310	12/3/2010	<71	U		<75	U		<65	U		<65	U		1700			<58	U		<58	U	
		VMP-12-5-021511	2/15/2011	<3.3	U		<3.4	U		<3	U		<3	U		610			<2.6	U		<2.6	U	
		VMP-12-5-041911	4/19/2011	<24	U		<25	U		<22	U		<22	U		1100			7.9	J		<19	U	
		VMP-12-5-080411	8/4/2011	<6.2	U		<6.5	U		<5.7	U		<5.7	U		700			<5	U		<5	U	
		VMP-12-5-111611	11/16/2011	<0.0044	U		<0.0046	U		0.0009	J		<0.004	U		0.95			0.0018	J		0.00046	J	
		VMP-12-5-012412	1/24/2012	<0.049	U		<0.051	U		0.011	J		<0.045	U		2.9			0.013	J		<0.04	U	
	11.5 ft	VMP-12-11.5	11/13/2009	<30	U		<31	U		<27	U		<27	U		1500			<24	U		<24	U	
		VMP-12-11.5-090310	9/3/2010	<9.3	U		<9.7	U		<8.5	U		<8.5	U		1700			<7.5	U		<7.5	U	
		VMP-12-11.5-120310	12/3/2010	<8	U		<8.4	U		<7.3	U		<7.3	U		910			<6.5	U		<6.5	U	
		VMP-12-11.5-021511	2/15/2011	<7.2	U		<7.5	U		<6.6	U		<6.6	U		1300			<5.8	U		<5.8	U	
		VMP-12-11.5-021511-Dup	2/15/2011	<6.2	U		<6.5	U		<5.7	U		<5.7	U		1100			<5	U		<5	U	
		VMP-12-11.5-041911	4/19/2011	<22	U		<23	U		<20	U		<20	U		1200			<18	U		<18	U	
		VMP-12-11.5-080411	8/4/2011	<7.6	U		<7.9	U		<6.9	U		<6.9	U		420			<6.1	U		<6.1	U	
		VMP-12-11.5-111611	11/16/2011	<0.06	U		<0.063	U		<0.055	U		<0.055	U		4.7			<0.049	U		<0.049	U	
		VMP-12-11.5-012412	1/24/2012	<0.56	U		<0.59	U		<2.1	U		<0.52	U		64			0.13	J		<0.46	U	
	25 ft	VMP-12-25	11/13/2009	<61	U		<63	U		<56	U		<56	U		1600			<49	U		<49	U	
		VMP-12-25-090310	9/3/2010	<12	U		<12	U		<11	U		<11	U		1300			<9.6	U		<9.6	U	
		VMP-12-25-120310	12/3/2010	<0.58	U		<0.61	U		<0.54	U		<0.54	U		120			<0.47	U		<0.47	U	
		VMP-12-25-021511	2/15/2011	<14	U		<15	U		<13	U		<13	U		990			5.8	J		<12	U	
		VMP-12-25-041911	4/19/2011	<23	U		<24	U		<21	U		<21	U		980			<19	U		<19	U	
		VMP-12-25-080411	8/4/2011	<15	U		<15	U		<14	U		<14	U		720			<12	U		<12	U	
		VMP-12-25-111611	11/16/2011	<17	U		<18	U		<15	U		<15	U		940			<14	U		<14	U	
		VMP-12-25-012412	1/24/2012	<6.4	U		<6.7	U		<24	U		<5.9	U		1200		J	<5.2	U		<5.2	U	
		VMP-12-25-012412-Dup	1/24/2012	<47	U		<49	U		<170	U		<43	U		1200			<38	U		<38	U	
	39 ft	VMP-12-39	11/13/2009	<64	U		<66	U		<58	U		<58	U		1500			<51	U		<51	U	
		VMP-12-39-041911	4/19/2011	<23	U		<24	U		<21	U		<21	U		1100			<18	U		<18	U	
		VMP-12-39-012412	1/24/2012	<47	U		<49	U		<170	U		<43	U		1200			<38	U		<38	U	
VMP-13	5 ft	VMP-13-5	11/16/2009	<13	U		<14	U		<12	U		<12	U		28			<10	U		<10	U	
		VMP 13-5-091310	9/13/2010	<0.047	U		<0.049	U		<0.043	U		<0.043	U		0.073			0.0064	J		<0.038	U	
		VMP-13-5-120110	12/1/2010	<0.0063	J	U	0.0015	J		0.037			0.0091			0.13			0.11			0.037		
		VMP-13-5-021811	2/18/2011	<0.0074	U		<0.0078	U		<0.0068	U		<0.0068	U		0.0028	J		<0.006	U		<0.006	U	
		VMP-13-5-040511	4/5/2011	0.006	J		<0.016	U		<0.014	U		<0.014	U		0.012	J		<0.012	U		<0.012	U	
		VMP-13-5-080911	8/9/2011	<0.016	U		<0.017	U		0.0049	J		0.0018	J		2.9		J	0.0073	J		0.0018	J	
		VMP-13-5-080911-Dup	8/9/2011	<0.014	U		<0.015	U		0.0028	J		<0.013	U		1.8		J	0.005	J		0.0016	J	
		VMP-13-5-111411	11/14/2011	0.00096	J		<0.0052	U		0.00072	J		<0.0045	U		0.0044			0.0019	J		0.00065	J	
		VMP-13-5-012712	1/27/2012	<0.042	U		<0.044	U		<0.15	U		<0.038	U		0.19		J	<0.034	U		<0.034	U	
	10.5 ft	VMP-13-10.5	11/17/2009	<1.6	U		<1.7	U		<1.5	U		<1.5	U		2.6			<1.3	U		<1.3	U	
		VMP-13-10.5-D	11/17/2009	<1.7	U		<1.7	U		<1.5	U		<1.5	U		2.8			<1.3	U		<1.3	U	
		VMP 13-10.5-091310	9/13/2010	<0.018	U		<0.018	U		<0.016	U		<0.016	U		0.38			<0.014	U		<0.014	U	
		VMP 13-10.5-091310-Dup	9/13/2010	<0.017	U		<0.018	U		<0.016	U		<0.016	U		0.4			0.0025	J		<0.014	U	
		VMP-13-10.5-120110	12/1/2010	<0.007	J	U	0.0015	J		<0.0064	U		<0.0064	U		0.081			<0.0056	J	U	<0.0056	U	
		VMP-13-10.5-120110-Dup	12/1/2010	<0.0072	J	U	0.0013	J		<0.0066	U		<0.0066	U		0.097			<0.0059	J	U	<0.0059	U	
		VMP-13-10.5-021811	2/18/2011	<2.9	U		<3	U		<2.6	U		<2.6	U		17			<2.3	U		<2.3	U	
		VMP-13-10.5-021811-Dup	2/18/2011	<2.8	U		<2.9	U		<2.5	U		<2.5	U		18			<2.2	U		<2.2	U	
		VMP-13-10.5-040511-Dup	4/5/2011	<0.0074	J	U	0.00087	J		<0.0068	U		<0.0068	U		0.0012	J		0.00081	J		<0.006	U	
		VMP-13-10.5-080911	8/9/2011	<0.16	U		<0.17	U		<0.15	U		<0.15	U		34			<0.13	U		<0.13	U	
		VMP-13-10.5-111411	11/14/2011	0.0012	J		<0.0049	U		0.0014	J		<0.0043	U		0.0017	J		0.0023	J		0.00073	J	
		VMP-13-10.5-012712	1/26/2012	<0.013	U		<0.014	U		<0.012	U		<0.012	U		0.052			<0.011	U		<0.011	U	
		VMP-13-10.5-012712-Dup	1/26/2012	<0.019	U		<0.02	U		<0.017	U		<0.017	U		0.08			<0.015	U		<0.015	U	
	21.5 ft	VMP-13-21.5	11/17/2009	<82	U		<85	U		<75	U		<75	U		<71	U		<66	U		<66	U	
		VMP 13-21.5-091310	9/13/2010	<13	U		<14	U		<12	U		<12	U		43			<10	U		<10	U	
		VMP-13-21.5-120110	12/1/2010	<25	U		<26	U		<23	U		<23	U		57			<20	U		<20	U	
		VMP-13-21.5-021811	2/18/2011	<3.8	U		<3.9	U		<3.4	U		<3.4	U		15			<3	U		<3	U	
		VMP-13-21.5-040511	4/5/2011	<5.4	U		<5.7	U		<5	U		<5	U		16			<4.4	U		<4.4	U	
		VMP-13-21.5-080911	8/9/2011	<0.68	U		<0.71	U		<0.62	U		<0.62	U		55			0.18	J		<0.55	U	
		VMP-13-21.5-111411	11/14/2011	<3.1	U		<3.2	U		<2.8	U		<2.8	U		33			<2.5	U		<2.5	U	
		VMP-13-21.5-111411-Dup	11/14/2011	<3.1	U		<3.2	U		<2.8	U		<2.8	U		31			<2.5	U		<2.5	U	
		VMP-13-21.5-012712	1/27/2012	<0.72	U		<0.75	U		<2.6	U		<0.66	U		29		J	<0.58	U		<0.58	U	
	29.5 ft	VMP-13-29.5	11/17/2009	<160	U		<170	U		<150	U		<150	U		<140	U		<130	U		<130	U	
		VMP-13-29.5-021811	2/18/2011	<120	U		<120	U		<110	U		<110	U		<100	U		<94	U		<94	U	
		VMP-13-29.5-040511	4/5/2011	<75	U		<79	U		<69	U		<69	U		41	J		23	J		<61	U	
		VMP-13-29.5-013012	1/30/2012	<2.3	U		<2.4	U		0.3	J	J	<2.1	U		39		J	7.8		J	2.1		J

TABLE 4 CUMULATIVE SUMMARY OF SOIL VAPOR ANALYTICAL DETECTIONS AND SCREENING RESULTS:PUBLIC WORKS YARD AND WRR - VOCS

				Acetone			Benzene			Bromodichloromethane			Bromoform			Bromomethane			1,3-Butadiene			Butane			2-Butanone		
Screening Critiera (mg/m^3)				750,000			2.8			450,000			52			42									40,000		
Location	Depth	Sample ID	Sample Date	Result (mg/m^3)	Lab Qualifier	URS Qualifier	Result (mg/m^3)	Lab Qualifier	URS Qualifier	Result (mg/m^3)	Lab Qualifier	URS Qualifier	Result (mg/m^3)	Lab Qualifier	URS Qualifier	Result (mg/m^3)	Lab Qualifier	URS Qualifier	Result (mg/m^3)	Lab Qualifier	URS Qualifier	Result (mg/m^3)	Lab Qualifier	URS Qualifier	Result (mg/m^3)	Lab Qualifier	URS Qualifier
VMP-14	5 ft	VMP-14-5	11/20/2009	<0.024	U		0.021			<0.017	U		<0.027	U		<0.01	U		<0.005	U					<0.007	U	
		VMP 14-5-091010	9/10/2010	<0.59	U		0.71			<0.42	U		<0.64	U		<0.24	U		<0.14	U					<0.18	U	
		VMP-14-5-120110	12/1/2010	0.017			0.008			0.0012	J		<0.012	U		<0.0047	U		<0.0026	U					0.0028	J	
		VMP-14-5-021711	2/17/2011	0.0069	J		1.2			<0.0088	U		<0.014	U		<0.0051	U		<0.0029	U					<0.0039	U	
		VMP-14-5-040511	4/5/2011	0.012	J		0.011			<0.009	U		<0.014	U		<0.0052	J	U	<0.003	U		1.5	E	J	<0.016	U	
		VMP-14-5-080811	8/8/2011	<13	U		13			<9.4	U		<14	U		<5.4	U		<3.1	U		2600			<16	U	
		VMP-14-5-111411	11/14/2011	0.0078	J		3.1			<0.024	U		<0.036	U		<0.014	U		<0.0078	U		0.011	J		<0.042	U	
	11.5 ft	VMP-14-11.5	11/16/2009	<2.9	U		550			<2.1	U		<3.2	U		<1.2	U		<0.68	U					<0.91	U	
		VMP 14-11.5-091010	9/10/2010	<9.1	U		52			<6.4	U		<9.9	U		<3.7	U		<2.1	U					<2.8	U	
		VMP-14-11.5-120110	12/2/2010	<0.8	U		0.28			<0.56	U		<0.87	U		<0.33	U		<0.18	U					<0.25	U	
		VMP-14-11.5-120110-Dup	12/2/2010	<0.72	U		0.28			<0.51	U		<0.78	U		<0.3	U		<0.17	U					<0.22	U	
		VMP-14-11.5-021711	2/17/2011	<0.26	U		0.86			<0.18	U		<0.28	U		<0.11	U		<0.061	U					<0.081	U	
		VMP-14-11.5-021711-Dup	2/17/2011	<0.26	U		1			<0.18	U		<0.28	U		<0.11	U		<0.061	U					<0.081	U	
		VMP-14-11.5-040511	4/5/2011	<0.043	U		0.079			<0.03	U		<0.046	U		<0.017	U		<0.0099	U		18	E	J	0.014	J	
		VMP-14-11.5-080811	8/8/2011	<1.3	U		0.18	J		<0.93	U		<1.4	U		<0.54	U		<0.31	U		320			<1.6	U	
		VMP-14-11.5-111511	11/15/2011	1.8	J		2.2			<1.4	U		<2.2	U		<0.84	U		<0.48	U		560			0.53	J	
		VMP-14-11.5-012612	1/26/2012	<8.4	U		3.8			<5.9	U		<36	U		<3.4	U		<1.9	U		1500			<10	U	
	20 ft	VMP-14-20	11/16/2009	<110	U		26000			<80	U		<120	U		<46	U		<26	U					<35	U	
		VMP 14-20-091010	9/10/2010	<140	U		37000			<97	U		<150	U		<56	U		<32	U					<43	U	
		VMP 14-20-091010-Dup	9/10/2010	<140	U		35000			<100	U		<160	U		<59	U		<33	U					<44	U	
		VMP-14-20-120110	12/2/2010	<370	U		47000			<260	U		<400	U		<150	U		<87	U					<120	U	
		VMP-14-20-021811	2/18/2011	<210	U		20000			<150	U		<230	U		<86	U		<49	U					<65	U	
		VMP-14-20-040511	4/5/2011	18	J		22000			<64	U		<98	U		<37	U		<21	U		3400			<110	U	
		VMP-14-20-080811	8/8/2011	<33	U		17000			<23	U		<36	U		<13	U		<7.6	U		6000			<41	U	
		VMP-14-20-111511	11/15/2011	<170	U		16000			<120	U		<180	U		<69	U		<39	U		5900			<210	U	
		VMP-14-20-012612	1/26/2012	2.8	J	J	17000			<12	U		<72	U		<6.8	U		<3.9	U		4100		J	<21	U	
	29 ft	VMP-14-29	11/16/2009	<440	U		79000			<310	U		<480	U		<180	U		<100	U					<140	U	
		VMP-14-29-021811	2/18/2011	240	J		40000			<220	U		<330	U		<120	U		<71	U					<95	U	
		VMP-14-29-040511	4/5/2011	<260	U		51000			<180	U		<280	U		<110	U		<61	U		4900			<320	U	
		VMP-14-29-012612	1/26/2012	<300	U		26000			<210	U		<1300	U		<120	U		<69	U		4000			<370	U	
VMP-15	5 ft	VMP-15-5	11/18/2009	<0.012	U		0.55		J	<0.008	U		<0.013	U		<0.004	U		<0.002	U					<0.003	U	
		VMP-15-5-D	11/18/2009	<0.012	U		0.26		J	<0.008	U		<0.013	U		<0.004	U		<0.002	U					<0.003	U	
		VMP 15-5-091410	9/14/2010	0.015			0.61			<0.0084	U		<0.013	U		<0.0049	J	U	<0.0028	U					0.001	J	
		VMP-15-5-113010	11/30/2010	<0.28	U		<0.096	U		<0.2	U		<0.31	U		<0.12	U		<0.066	U					<0.088	U	
		VMP-15-5-021611	2/16/2011	0.33			2			<0.19	U		<0.29	U		<0.11	U		<0.062	U					0.08	J	
		VMP-15-5-042011	4/20/2011	0.083	J		1.4			<0.44	U		<0.68	U		<0.26	U		<0.15	U		6.3			<0.78	U	
		VMP-15-5-080811	8/8/2011	0.088			0.14			<0.01	U		<0.015	J	U	<0.0058	U		<0.0033	U		0.0059	J		0.016	J	
		VMP-15-5-111511	11/15/2011	<0.016	U		2.1			<0.011	U		<0.017	U		<0.0064	U		<0.0037	U		0.12			0.0034	J	
		VMP-15-5-020112	2/1/2012	0.012	J		<0.027	U		<0.057	U		<0.35	U		<0.033	U		<0.019	U		<0.081	U		0.0093	J	
	21.5 ft	VMP-15-21.5	11/18/2009	<5.4	U		11			<3.8	U		<5.9	U		<2.2	U		<1.3	U					<1.7	U	
		VMP 15-21.5-091410	9/14/2010	<1.3	U		0.61			<0.92	U		<1.4	U		<0.53	U		<0.3	U					<0.4	U	
		VMP-15-21.5-113010	11/30/2010	<1.5	U		<0.51	U		<1.1	U		<1.6	U		<0.62	U		<0.36	U					<0.47	U	
		VMP-15-21.5-021611	2/16/2011	<1.1	U		2.2			<0.75	U		<1.2	U		<0.43	U		<0.25	U					<0.33	U	
		VMP-15-21.5-042011	4/20/2011	<1.7	U		1.4			<1.2	U		<1.8	U		<0.68	U		<0.39	U		25			<2.1	U	
		VMP-15-21.5-080811	8/8/2011	0.37	J		0.8			<0.94	U		<1.4	U		<0.55	U		<0.31	U		35			<1.7	U	
		VMP-15-21.5-111511	11/15/2011	<1.1	U		0.18	J		<0.75	U		<1.2	U		<0.44	U		<0.25	U		4.4			<1.3	U	
		VMP-15-21.5-020112	2/1/2012	<0.8	U		0.16	J	J	<0.56	U		<3.5	U		<0.33	U		<0.18	U		<0.8	U		<0.99	U	
	25.5 ft	VMP-15-25.5	11/18/2009	<5.6	U		18			<4	U		<6.2	U		<2.3	U		<1.3	U					<1.8	U	
		VMP 15-25.5-091410	9/14/2010	0.013			0.3			<0.0086	U		<0.013	U		<0.005	U		<0.0028	U					0.0015	J	
		VMP-15-25.5-021611	2/16/2011	<0.16	U		0.36			<0.12	U		<0.18	U		<0.067	U		<0.038	U					<0.051	U	
		VMP-15-25.5-042011	4/20/2011	<0.13	U		1.6			<0.094	U		<0.14	U		<0.055	U		<0.031	U		0.06	J		<0.17	U	
		VMP-15-25.5-042011-DUP	4/20/2011	<0.12	U		1.4			<0.088	U		<0.14	U		<0.051	U		<0.029	U		0.27			<0.16	U	
		VMP-15-25.5-080811	8/8/2011	0.054	J		0.13			<0.094	U		<0.14	U		<0.055	U		<0.031	U		0.58			<0.17	U	
		VMP-15-25.5-111511	11/15/2011	<0.041	U		3.4			0.12			<0.045	U		<0.017	U		<0.0096	U		0.35			<0.051	U	
	29 ft	VMP-15-29	11/19/2009	<7.1	U		30			<5	U		<7.7	U		<2.9	U		<1.6	U					<2.2	U	

TABLE 4 CUMULATIVE SUMMARY OF SOIL VAPOR ANALYTICAL DETECTIONS AND SCREENING RESULTS:PUBLIC WORKS YARD AND WRR - VOCS

				Carbon disulfide			Carbon tetrachloride			Chlorobenzene			Chlorodibromomethane			Chloroethane			Chloroform			Chloromethane			alpha-Chlorotoluene		
Screening Critiera (mg/m^3)				5,300			1.5			420			57,000						0.92								
Location	Depth	Sample ID	Sample Date	Result (mg/m^3)	Lab Qualifier	URS Qualifier	Result (mg/m^3)	Lab Qualifier	URS Qualifier	Result (mg/m^3)	Lab Qualifier	URS Qualifier	Result (mg/m^3)	Lab Qualifier	URS Qualifier	Result (mg/m^3)	Lab Qualifier	URS Qualifier	Result (mg/m^3)	Lab Qualifier	URS Qualifier	Result (mg/m^3)	Lab Qualifier	URS Qualifier	Result (mg/m^3)	Lab Qualifier	URS Qualifier
VMP-14	5 ft	VMP-14-5	11/20/2009	<0.008	U		<0.016	U		<0.012	U		<0.022	U		<0.006	U		<0.012	U		<0.021	U		<0.013	U	
		VMP 14-5-091010	9/10/2010	<0.19	U		<0.39	U		<0.28	U		<0.53	U		<0.16	U		<0.3	U		<0.51	U		<0.32	U	
		VMP-14-5-120110	12/1/2010	<0.0037	U		<0.0076	U		<0.0055	U		<0.01	U		<0.0032	U		0.00067	J		<0.0099	U		<0.0062	U	
		VMP-14-5-021711	2/17/2011	<0.0041	J	U	<0.0083	U		<0.0061	U		<0.011	U		<0.0035	U		<0.0064	U		<0.011	U		<0.0068	U	
		VMP-14-5-040511	4/5/2011	<0.017	J	U	<0.0085	U		<0.0062	U		<0.011	U		<0.014	U		<0.0066	U		<0.011	U		<0.007	U	
		VMP-14-5-080811	8/8/2011	<4.4	U		<8.8	U		<6.5	U		<12	U		<15	U		<6.9	U		<12	U		<7.3	U	
		VMP-14-5-111411	11/14/2011	0.0088	J		<0.022	U		<0.016	U		<0.03	U		<0.037	U		<0.017	U		<0.029	U		<0.018	U	
	11.5 ft	VMP-14-11.5	11/16/2009	<0.96	U		<1.9	U		<1.4	U		<2.6	U		<0.81	U		<1.5	U		<2.5	U		<1.6	U	
		VMP 14-11.5-091010	9/10/2010	<3	U		<6	U		<4.4	U		<8.1	U		<2.5	U		<4.7	U		<7.9	U		<4.9	U	
		VMP-14-11.5-120110	12/2/2010	<0.26	U		<0.53	U		<0.39	U		<0.72	U		<0.22	U		<0.41	U		<0.69	U		<0.43	U	
		VMP-14-11.5-120110-Dup	12/2/2010	<0.24	U		<0.48	U		<0.35	U		<0.65	U		<0.2	U		<0.37	U		<0.63	U		<0.39	U	
		VMP-14-11.5-021711	2/17/2011	0.052	J		<0.17	U		<0.13	U		<0.24	U		<0.073	U		<0.13	U		<0.23	U		<0.14	U	
		VMP-14-11.5-021711-Dup	2/17/2011	0.041	J		<0.17	U		<0.13	U		<0.24	U		<0.073	U		<0.13	U		<0.23	U		<0.14	U	
		VMP-14-11.5-040511	4/5/2011	<0.056	J	U	<0.028	U		<0.021	U		<0.038	U		0.037	J		<0.022	U		<0.037	U		<0.023	U	
		VMP-14-11.5-080811	8/8/2011	<0.43	U		<0.87	U		<0.64	U		<1.2	U		0.24	J		<0.68	U		<1.1	U		<0.72	U	
		VMP-14-11.5-111511	11/15/2011	1.7	J		<1.4	U		<0.99	U		<1.8	U		<2.3	U		<1	U		<1.8	U		<1.1	U	
		VMP-14-11.5-012612	1/26/2012	<2.7	U		<5.5	U		<4	U		<7.5	U		<9.3	U		<4.3	U		<7.3	U		<18	U	
	20 ft	VMP-14-20	11/16/2009	<37	U		<75	U		<55	U		<100	U		<31	U		<58	U		<98	U		<62	U	
		VMP 14-20-091010	9/10/2010	<45	U		<92	U		<67	U		<120	U		<38	U		<71	U		<120	U		<75	U	
		VMP 14-20-091010-Dup	9/10/2010	<47	U		<95	U		<70	U		<130	U		<40	U		<74	U		<120	U		<78	U	
		VMP-14-20-120110	12/2/2010	<120	U		<250	U		<180	U		<330	U		<100	U		<190	U		<320	U		<200	U	
		VMP-14-20-021811	2/18/2011	<69	U		<140	U		<100	U		<190	U		<58	U		<110	U		<180	U		<110	U	
		VMP-14-20-040511	4/5/2011	<30	U		<60	U		<44	U		<81	U		<100	U		<46	U		<78	U		<49	U	
		VMP-14-20-080811	8/8/2011	<11	U		<22	U		<16	U		<29	U		<36	U		<17	U		<28	U		<18	U	
		VMP-14-20-111511	11/15/2011	<220	U		<110	U		<82	U		<150	U		<190	U		<87	U		<150	U		<92	U	
		VMP-14-20-012612	1/26/2012	1.5	J	J	<11	U		<8	U		<15	U		<18	U		<8.5	U		<14	U		<36	U	
	29 ft	VMP-14-29	11/16/2009	<140	U		<290	U		<210	U		<400	U		<120	U		<230	U		<380	U		<240	U	
		VMP-14-29-021811	2/18/2011	<100	U		<200	U		<150	U		<270	U		<85	U		<160	U		<260	U		<170	U	
		VMP-14-29-040511	4/5/2011	<86	U		<170	U		<130	U		<240	U		<290	U		<130	U		<230	U		<140	U	
		VMP-14-29-012612	1/26/2012	<98	U		<200	U		<140	U		<270	U		<330	U		<150	U		<260	U		<650	U	
VMP-15	5 ft	VMP-15-5	11/18/2009	<0.003	U		<0.008	U		<0.005	U		<0.011	U		<0.003	U		<0.006	U		<0.01	U		<0.006	U	
		VMP-15-5-D	11/18/2009	0.0063			<0.008	U		<0.005	U		<0.011	U		<0.003	U		<0.006	U		<0.01	U		<0.006	U	
		VMP 15-5-091410	9/14/2010	<0.0039	J	U	<0.0079	U		<0.0058	U		<0.011	U		<0.0033	U		0.0013	J		<0.01	U		<0.0065	U	
		VMP-15-5-113010	11/30/2010	<0.093	U		<0.19	U		<0.14	U		<0.25	U		0.22			<0.15	U		<0.25	UJ	UJ	<0.15	U	
		VMP-15-5-021611	2/16/2011	0.11			<0.18	U		<0.13	U		<0.24	U		<0.074	U		<0.14	U		<0.23	U		<0.14	U	
		VMP-15-5-042011	4/20/2011	<0.2	U		<0.42	U		<0.3	U		<0.56	U		<0.7	U		<0.32	U		<0.54	U		<0.34	U	
		VMP-15-5-080811	8/8/2011	0.0042	J		<0.0093	U		<0.0068	J	U	<0.013	U		<0.016	U		0.0023	J		<0.012	U		<0.0077	J	U
		VMP-15-5-111511	11/15/2011	<0.021	U		<0.01	U		0.0083			<0.014	U		<0.018	U		<0.0081	U		<0.014	U		<0.0086	U	
		VMP-15-5-020112	2/1/2012	<0.027	U		<0.054	U		<0.039	U		<0.073	U		<0.09	U		<0.042	U		<0.071	U		<0.18	U	
	21.5 ft	VMP-15-21.5	11/18/2009	<1.8	U		<3.6	U		<2.6	U		<4.8	U		<1.5	U		<2.8	U		<4.7	U		<3	U	
		VMP 15-21.5-091410	9/14/2010	<0.43	U		<0.86	U		<0.63	U		<1.2	U		<0.36	U		<0.67	U		<1.1	U		<0.71	U	
		VMP-15-21.5-113010	11/30/2010	<0.5	U		<1	U		<0.74	U		<1.4	U		<0.42	U		<0.78	U		<1.3	UJ	UJ	<0.83	U	
		VMP-15-21.5-021611	2/16/2011	<0.35	U		<0.7	U		<0.52	U		<0.95	U		<0.3	U		<0.55	U		<0.92	U		<0.58	U	
		VMP-15-21.5-042011	4/20/2011	<0.55	U		<1.1	U		<0.81	U		<1.5	U		<1.8	U		<0.86	U		<1.4	U		<0.91	U	
		VMP-15-21.5-080811	8/8/2011	<0.44	U		<0.89	U		<0.65	U		<1.2	U		<1.5	U		<0.69	U		<1.2	U		<0.73	U	
		VMP-15-21.5-111511	11/15/2011	<1.4	U		<0.71	U		<0.52	U		<0.96	U		<1.2	U		<0.55	U		<0.93	U		<0.58	U	
		VMP-15-21.5-020112	2/1/2012	0.091	J	J	<0.53	U		<0.39	U		<0.72	U		<0.89	U		<0.41	U		<0.69	U		<1.7	U	
	25.5 ft	VMP-15-25.5	11/18/2009	<1.8	U		<3.7	U		<2.7	U		<5.1	U		<1.6	U		<2.9	U		<4.9	U		<3.1	U	
		VMP 15-25.5-091410	9/14/2010	<0.004	J	U	<0.0081	U		<0.0059	U		<0.011	U		<0.0034	U		0.0023	J		<0.011	U		<0.0067	U	
		VMP-15-25.5-021611	2/16/2011	0.028	J		<0.11	U		<0.079	U		<0.15	U		<0.045	U		<0.084	U		<0.14	U		<0.089	U	
		VMP-15-25.5-042011	4/20/2011	<0.044	U		<0.089	U		<0.065	U		<0.12	U		<0.15	U		<0.069	U		<0.12	U		<0.073	U	
		VMP-15-25.5-042011-DUP	4/20/2011	<0.041	U		<0.083	U		<0.061	U		<0.11	U		<0.14	U		<0.064	U		<0.11	U		<0.068	U	
		VMP-15-25.5-080811	8/8/2011	<0.044	U		<0.089	U		<0.065	U		<0.12	U		<0.15	U		0.34			<0.12	U		<0.073	U	
		VMP-15-25.5-111511	11/15/2011	<0.054	U		<0.027	U		0.012	J		<0.037	U		<0.046	U		<0.021	U		<0.036	U		<0.022	U	
	29 ft	VMP-15-29	11/19/2009	<2.3	U		<4.7	U		<3.4	U		<6.3	U		<2	U		<3.6	U		<6.2	U		<3.8	U	

See last page of table for notes.

TABLE 4 CUMULATIVE SUMMARY OF SOIL VAPOR ANALYTICAL DETECTIONS AND SCREENING RESULTS:PUBLIC WORKS YARD AND WRR - VOCS

				Cyclohexane			1,2-Dibromoethane			1,2-Dichlorobenzene			1,3-Dichlorobenzene			1,4-Dichlorobenzene			1,1-Dichloroethane			1,2-Dichloroethane		
Screening Critiera (mg/m^3)							0.06			1,700						6,800			4,200			0.81		
Location	Depth	Sample ID	Sample Date	Result (mg/m^3)	Lab Qualifier	URS Qualifier	Result (mg/m^3)	Lab Qualifier	URS Qualifier	Result (mg/m^3)	Lab Qualifier	URS Qualifier	Result (mg/m^3)	Lab Qualifier	URS Qualifier	Result (mg/m^3)	Lab Qualifier	URS Qualifier	Result (mg/m^3)	Lab Qualifier	URS Qualifier	Result (mg/m^3)	Lab Qualifier	URS Qualifier
VMP-14	5 ft	VMP-14-5	11/20/2009	<0.008	U		<0.02	U		<0.016	U		<0.016	U		<0.016	U		<0.01	U		<0.01	U	
		VMP 14-5-091010	9/10/2010	0.85			<0.48	U		<0.37	U		<0.37	U		<0.37	U		<0.25	U		<0.25	U	
		VMP-14-5-120110	12/1/2010	0.001	J		<0.0092	U		<0.0072	U		<0.0072	U		<0.0072	U		<0.0048	U		<0.0048	U	
		VMP-14-5-021711	2/17/2011	0.069			<0.01	U		<0.0079	U		<0.0079	U		<0.0079	U		<0.0053	U		<0.0053	U	
		VMP-14-5-040511	4/5/2011	0.0013	J		<0.01	U		<0.0081	J	U	<0.0081	J	U	<0.0081	J	U	<0.0054	U		<0.0054	U	
		VMP-14-5-080811	8/8/2011	91			<11	U		<8.4	U		<8.4	U		<8.4	U		<5.7	U		<5.7	U	
		VMP-14-5-111411	11/14/2011	<0.012	U		<0.027	U		<0.021	U		<0.021	U		<0.021	U		<0.014	U		<0.014	U	
	11.5 ft	VMP-14-11.5	11/16/2009	180			<2.4	U		<1.8	U		<1.8	U		<1.8	U		<1.2	U		<1.2	U	
		VMP 14-11.5-091010	9/10/2010	140			<7.3	U		<5.7	U		<5.7	U		<5.7	U		<3.9	U		<3.9	U	
		VMP-14-11.5-120110	12/2/2010	3.6			<0.64	U		<0.5	U		<0.5	U		<0.5	U		<0.34	U		<0.34	U	
		VMP-14-11.5-120110-Dup	12/2/2010	3.7			<0.58	U		<0.46	U		<0.46	U		<0.46	U		<0.31	U		<0.31	U	
		VMP-14-11.5-021711	2/17/2011	2.7			<0.21	U		<0.16	U		<0.16	U		<0.16	U		<0.11	U		<0.11	U	
		VMP-14-11.5-021711-Dup	2/17/2011	3			<0.21	U		<0.16	U		<0.16	U		<0.16	U		<0.11	U		<0.11	U	
		VMP-14-11.5-040511	4/5/2011	1.2			<0.034	U		<0.027	U		<0.027	U		<0.027	U		<0.018	U		<0.018	U	
		VMP-14-11.5-080811	8/8/2011	1.6			<1.1	U		<0.84	U		<0.84	U		<0.84	U		<0.56	U		<0.56	U	
		VMP-14-11.5-111511	11/15/2011	12			<1.6	U		<1.3	U		0.21	J		0.31	J		<0.87	U		0.89		
		VMP-14-11.5-012612	1/26/2012	22			<6.8	U		<5.3	U		<5.3	U		<5.3	U		<3.6	U		<3.6	U	
	20 ft	VMP-14-20	11/16/2009	160			<91	U		<72	U		<72	U		<72	U		<48	U		<48	U	
		VMP 14-20-091010	9/10/2010	250			<110	U		<87	U		<87	U		<87	U		<59	U		<59	U	
		VMP 14-20-091010-Dup	9/10/2010	240			<120	U		<91	U		<91	U		<91	U		<61	U		<61	U	
		VMP-14-20-120110	12/2/2010	310			<300	U		<240	U		<240	U		<240	U		<160	U		<160	U	
		VMP-14-20-021811	2/18/2011	160			<170	U		<130	U		<130	U		<130	U		<90	U		<90	U	
		VMP-14-20-040511	4/5/2011	150			<73	U		<57	U		<57	U		<57	U		<38	U		<38	U	
		VMP-14-20-080811	8/8/2011	<12	U		<26	U		<21	U		<21	U		<21	U		<14	U		<14	U	
		VMP-14-20-111511	11/15/2011	240			<140	U		<110	U		<110	U		<110	U		<72	U		<72	U	
		VMP-14-20-012612	1/26/2012	230		J	<13	U		<10	U		<10	U		<10	U		<7.1	U		<7.1	U	
	29 ft	VMP-14-29	11/16/2009	350			<360	U		<280	U		<280	U		<280	U		<190	U		<190	U	
		VMP-14-29-021811	2/18/2011	180			<250	U		<190	U		<190	U		<190	U		<130	U		<130	U	
		VMP-14-29-040511	4/5/2011	250			<210	U		<160	U		<160	U		<160	U		<110	U		<110	U	
		VMP-14-29-012612	1/26/2012	250			<240	U		<190	U		<190	U		<190	U		<130	U		<130	U	
VMP-15	5 ft	VMP-15-5	11/18/2009	<0.004	U		<0.009	U		<0.007	U		<0.007	U		<0.007	U		<0.005	U		<0.005	U	
		VMP-15-5-D	11/18/2009	<0.004	U		<0.009	U		<0.007	U		<0.007	U		<0.007	U		<0.005	U		<0.005	U	
		VMP 15-5-091410	9/14/2010	0.0048			<0.0097	U		<0.0076	U		<0.0076	U		<0.0076	U		<0.0051	U		<0.0051	U	
		VMP-15-5-113010	11/30/2010	8.6			<0.23	U		<0.18	U		<0.18	U		<0.18	U		<0.12	U		<0.12	U	
		VMP-15-5-021611	2/16/2011	0.29			<0.22	U		<0.17	U		<0.17	U		<0.17	U		<0.11	U		<0.11	U	
		VMP-15-5-042011	4/20/2011	3.2			<0.51	U		<0.4	U		<0.4	U		<0.4	U		<0.27	U		<0.27	U	
		VMP-15-5-080811	8/8/2011	<0.0051	U		<0.011	J	U	<0.0089	J	U	<0.0089	J	U	<0.0089	J	U	<0.006	U		<0.006	J	U
		VMP-15-5-111511	11/15/2011	0.031			<0.013	U		<0.01	U		<0.01	U		<0.01	U		<0.0067	U		<0.0067	U	
		VMP-15-5-020112	2/1/2012	<0.029	U		<0.066	U		<0.051	U		<0.051	U		<0.051	U		<0.035	U		<0.035	U	
	21.5 ft	VMP-15-21.5	11/18/2009	460			<4.4	U		<3.4	U		<3.4	U		<3.4	U		<2.3	U		<2.3	U	
		VMP 15-21.5-091410	9/14/2010	4			<1	U		<0.82	U		<0.82	U		<0.82	U		<0.55	U		<0.55	U	
		VMP-15-21.5-113010	11/30/2010	6			<1.2	U		<0.96	U		<0.96	U		<0.96	U		<0.65	U		<0.65	U	
		VMP-15-21.5-021611	2/16/2011	2.4			<0.86	U		<0.67	U		<0.67	U		<0.67	U		<0.45	U		<0.45	U	
		VMP-15-21.5-042011	4/20/2011	6			<1.4	U		<1	U		<1	U		<1	U		<0.71	U		<0.71	U	
		VMP-15-21.5-080811	8/8/2011	<0.48	U		<1.1	U		<0.85	U		<0.85	U		<0.85	U		<0.57	U		<0.57	U	
		VMP-15-21.5-111511	11/15/2011	2.3			<0.86	U		<0.68	U		<0.68	U		<0.68	U		<0.46	U		<0.46	U	
		VMP-15-21.5-020112	2/1/2012	<0.29	U		<0.64	U		<0.5	U		<0.5	U		<0.5	U		<0.34	U		<0.34	U	
	25.5 ft	VMP-15-25.5	11/18/2009	560			<4.6	U		<3.6	U		<3.6	U		<3.6	U		<2.4	U		<2.4	U	
		VMP 15-25.5-091410	9/14/2010	0.084			<0.0099	U		<0.0078	U		<0.0078	U		<0.0078	U		<0.0052	U		<0.0052	U	
		VMP-15-25.5-021611	2/16/2011	0.45			<0.13	U		<0.1	U		<0.1	U		<0.1	U		<0.07	U		<0.07	U	
		VMP-15-25.5-042011	4/20/2011	0.062			<0.11	U		<0.085	U		<0.085	U		<0.085	U		<0.057	U		<0.057	U	
		VMP-15-25.5-042011-DUP	4/20/2011	0.1			<0.1	U		<0.079	U		<0.079	U		<0.079	U		<0.053	U		<0.053	U	
		VMP-15-25.5-080811	8/8/2011	<0.048	U		<0.11	U		<0.085	U		<0.085	U		<0.085	U		<0.057	U		<0.057	U	
		VMP-15-25.5-111511	11/15/2011	0.12			<0.033	U		<0.026	U		<0.026	U		<0.026	U		<0.018	U		<0.018	U	
	29 ft	VMP-15-29	11/19/2009	640			<5.7	U		<4.5	U		<4.5	U		<4.5	U		<3	U		<3	U	

TABLE 4 CUMULATIVE SUMMARY OF SOIL VAPOR ANALYTICAL DETECTIONS AND SCREENING RESULTS:PUBLIC WORKS YARD AND WRR - VOCS

				1,1-Dichloroethene			cis-1,2-Dichloroethene			Dichlorodifluoromethane			Dichloromethane (Methylene chloride)			1,2-Dichloropropane			trans-1,3-Dichloropropene			1,4-Dioxane		
Screening Critiera (mg/m^3)				1,600			1,100,000						45			0.46			6.2			2.3		
Location	Depth	Sample ID	Sample Date	Result (mg/m^3)	Lab Qualifier	URS Qualifier	Result (mg/m^3)	Lab Qualifier	URS Qualifier	Result (mg/m^3)	Lab Qualifier	URS Qualifier	Result (mg/m^3)	Lab Qualifier	URS Qualifier	Result (mg/m^3)	Lab Qualifier	URS Qualifier	Result (mg/m^3)	Lab Qualifier	URS Qualifier	Result (mg/m^3)	Lab Qualifier	URS Qualifier
VMP-14	5 ft	VMP-14-5	11/20/2009	<0.01	U		<0.01	U		<0.013	U		<0.009	U		<0.012	U		<0.012	U		<0.037	U	
		VMP 14-5-091010	9/10/2010	<0.24	U		<0.24	U		<0.31	U		<0.22	U		<0.29	U		<0.28	U		<0.89	U	
		VMP-14-5-120110	12/1/2010	<0.0048	U		<0.0048	U		0.0025	J		<0.0042	U		<0.0055	U		<0.0054	U		<0.017	U	
		VMP-14-5-021711	2/17/2011	<0.0052	U		<0.0052	U		0.0023	J		<0.0046	U		<0.0061	U		<0.006	U		<0.019	U	
		VMP-14-5-040511	4/5/2011	<0.0053	U		<0.0053	U		0.0023	J		0.0022	J		<0.0062	U		<0.0061	U		<0.019	U	
		VMP-14-5-080811	8/8/2011	<5.6	U		<5.6	U		<6.9	U		<4.9	U		<6.5	U		<6.4	U		<20	U	
		VMP-14-5-111411	11/14/2011	<0.014	U		<0.014	U		<0.017	U		<0.012	U		<0.016	U		<0.016	U		<0.051	U	
	11.5 ft	VMP-14-11.5	11/16/2009	<1.2	U		<1.2	U		<1.5	U		<1.1	U		<1.4	U		<1.4	U		<4.4	U	
		VMP 14-11.5-091010	9/10/2010	<3.8	U		<3.8	U		<4.7	U		<3.3	U		<4.4	U		<4.3	U		<14	U	
		VMP-14-11.5-120110	12/2/2010	<0.33	U		<0.33	U		<0.42	U		1.2			<0.39	U		<0.38	U		<1.2	U	
		VMP-14-11.5-120110-Dup	12/2/2010	<0.3	U		<0.3	U		<0.38	U		1.9			<0.35	U		<0.34	U		<1.1	U	
		VMP-14-11.5-021711	2/17/2011	<0.11	U		<0.11	U		<0.14	U		<0.096	U		<0.13	U		<0.12	U		<0.4	U	
		VMP-14-11.5-021711-Dup	2/17/2011	<0.11	U		<0.11	U		<0.14	U		<0.096	U		<0.13	U		<0.12	U		<0.4	U	
		VMP-14-11.5-040511	4/5/2011	<0.018	U		<0.018	U		<0.022	U		<0.016	U		<0.021	U		<0.02	U		<0.065	U	
		VMP-14-11.5-080811	8/8/2011	<0.55	U		<0.55	U		<0.69	U		<0.48	U		<0.64	U		<0.63	U		<2	U	
		VMP-14-11.5-111511	11/15/2011	<0.86	U		<0.86	U		<1.1	U		<0.75	U		<1	U		<0.98	U		<3.1	U	
		VMP-14-11.5-012612	1/26/2012	<3.5	U		<3.5	U		<4.4	U		<3	U		<4.1	U		<4	U		<13	U	
	20 ft	VMP-14-20	11/16/2009	<47	U		<47	U		<59	U		<41	U		<55	U		<54	U		<170	U	
		VMP 14-20-091010	9/10/2010	<58	U		<58	U		<72	U		18	J		<67	U		<66	U		<210	U	
		VMP 14-20-091010-Dup	9/10/2010	<60	U		<60	U		<75	U		<52	U		<70	U		<68	U		<220	U	
		VMP-14-20-120110	12/2/2010	<160	U		<160	U		<190	U		160			<180	U		<180	U		<560	U	
		VMP-14-20-021811	2/18/2011	<88	U		<88	U		<110	U		<77	U		<100	U		<100	U		<320	U	
		VMP-14-20-040511	4/5/2011	<38	U		<38	U		<47	U		<33	U		<44	U		<43	U		<140	U	
		VMP-14-20-080811	8/8/2011	<14	U		<14	U		<17	U		<12	U		<16	U		<16	U		<50	U	
		VMP-14-20-111511	11/15/2011	<70	U		<70	U		<88	U		<62	U		<82	U		<81	U		<260	U	
		VMP-14-20-012612	1/26/2012	<6.9	U		<6.9	U		<8.6	U		1.9	J	J	<8.1	U		<7.9	U		<25	U	
	29 ft	VMP-14-29	11/16/2009	<180	U		<180	U		<230	U		<160	U		<220	U		<210	U		<670	U	
		VMP-14-29-021811	2/18/2011	<130	U		<130	U		<160	U		<110	U		<150	U		<140	U		<460	U	
		VMP-14-29-040511	4/5/2011	<110	U		<110	U		<140	U		<96	U		<130	U		<120	U		<400	U	
		VMP-14-29-012612	1/26/2012	<120	U		<120	U		<160	U		<110	U		<140	U		<140	U		<450	U	
VMP-15	5 ft	VMP-15-5	11/18/2009	<0.005	U		<0.005	U		<0.006	U		<0.004	U		<0.005	U		<0.005	U		<0.018	U	
		VMP-15-5-D	11/18/2009	<0.005	U		<0.005	U		<0.006	U		<0.004	U		<0.005	U		<0.005	U		<0.018	U	
		VMP 15-5-091410	9/14/2010	<0.005	U		<0.005	U		0.002	J		0.001	J		<0.0058	U		<0.0057	U		<0.018	U	
		VMP-15-5-113010	11/30/2010	<0.12	U		<0.12	U		<0.15	U		<0.1	U		<0.14	U		<0.14	U		<0.43	U	
		VMP-15-5-021611	2/16/2011	<0.11	U		<0.11	U		<0.14	U		0.091	J		<0.13	U		<0.13	U		<0.41	U	
		VMP-15-5-042011	4/20/2011	<0.26	U		<0.26	U		<0.33	U		<0.23	U		<0.3	U		<0.3	U		<0.95	U	
		VMP-15-5-080811	8/8/2011	<0.0059	U		<0.0059	U		0.0026	J		0.012			<0.0069	U		<0.0067	J	U	<0.021	U	
		VMP-15-5-111511	11/15/2011	<0.0066	U		<0.0066	U		<0.0082	U		<0.0058	J	U	<0.0077	U		<0.0075	U		<0.024	U	
		VMP-15-5-020112	2/1/2012	<0.034	U		<0.034	U		<0.042	U		<0.03	U		<0.04	U		<0.039	U		<0.12	U	
	21.5 ft	VMP-15-21.5	11/18/2009	<2.3	U		<2.2	U		<2.8	U		<2	U		<2.6	U		<2.6	U		<8.2	U	
		VMP 15-21.5-091410	9/14/2010	<0.54	U		<0.54	U		<0.68	U		<0.48	U		<0.63	U		<0.62	U		<2	U	
		VMP-15-21.5-113010	11/30/2010	<0.64	U		<0.64	U		<0.79	U		<0.56	U		<0.74	U		<0.73	U		<2.3	U	
		VMP-15-21.5-021611	2/16/2011	<0.44	U		<0.44	U		<0.55	U		<0.39	U		<0.52	U		<0.51	U		<1.6	U	
		VMP-15-21.5-042011	4/20/2011	<0.7	U		<0.7	U		<0.87	U		<0.61	U		<0.81	U		<0.8	U		<2.5	U	
		VMP-15-21.5-080811	8/8/2011	<0.56	U		<0.56	U		<0.7	U		0.58			<0.65	U		<0.64	U		<2	U	
		VMP-15-21.5-111511	11/15/2011	<0.45	U		<0.45	U		<0.56	U	UJ	<0.39	U		<0.52	U		<0.51	U		<1.6	U	
		VMP-15-21.5-020112	2/1/2012	<0.33	U		<0.33	U		<0.42	U		<0.29	U		<0.39	U		<0.38	U		<1.2	U	
	25.5 ft	VMP-15-25.5	11/18/2009	<2.4	U		<2.4	U		<2.9	U		<2.1	U		<2.7	U		<2.7	U		<8.6	U	
		VMP 15-25.5-091410	9/14/2010	<0.0051	U		<0.0051	U		0.002	J		0.0026	J		<0.006	U		<0.0058	U		<0.018	U	
		VMP-15-25.5-021611	2/16/2011	<0.068	U		<0.068	U		<0.085	U		<0.06	U		<0.079	U		<0.078	U		<0.25	U	
		VMP-15-25.5-042011	4/20/2011	<0.056	U		<0.056	U		<0.07	U		<0.049	U	UJ	<0.065	U		<0.064	U		<0.2	U	
		VMP-15-25.5-042011-DUP	4/20/2011	<0.052	U		<0.052	U		<0.065	U		0.15		J	<0.061	U		<0.06	U		<0.19	U	
		VMP-15-25.5-080811	8/8/2011	<0.056	U		<0.056	U		<0.07	U		<0.049	U		<0.065	U		<0.064	U		<0.2	U	
		VMP-15-25.5-111511	11/15/2011	<0.017	U		<0.017	U		<0.021	U	UJ	0.004	J		<0.02	U		<0.02	U		<0.062	U	
	29 ft	VMP-15-29	11/19/2009	<3	U		<3	U		<3.7	U		<2.6	U		<3.4	U		<3.4	U		<11	U	

See last page of table for notes.

TABLE 4 CUMULATIVE SUMMARY OF SOIL VAPOR ANALYTICAL DETECTIONS AND SCREENING RESULTS:PUBLIC WORKS YARD AND WRR - VOCS

				Ethanol			Ethylbenzene			4-Ethyltoluene			Freon 113			Heptane			Hexachlorobutadiene			Hexane		
Screening Critiera (mg/m^3)							8,300																	
Location	Depth	Sample ID	Sample Date	Result (mg/m^3)	Lab Qualifier	URS Qualifier	Result (mg/m^3)	Lab Qualifier	URS Qualifier	Result (mg/m^3)	Lab Qualifier	URS Qualifier	Result (mg/m^3)	Lab Qualifier	URS Qualifier	Result (mg/m^3)	Lab Qualifier	URS Qualifier	Result (mg/m^3)	Lab Qualifier	URS Qualifier	Result (mg/m^3)	Lab Qualifier	URS Qualifier
VMP-14	5 ft	VMP-14-5	11/20/2009	<0.019	U		<0.011	U		<0.013	U		<0.02	U		<0.01	U		<0.11	U		0.015		
		VMP 14-5-091010	9/10/2010	<0.47	U		<0.27	U		<0.3	U		<0.48	U		<0.25	U		<2.6	U		0.55		
		VMP-14-5-120110	12/1/2010	0.0085	J		<0.0052	U		<0.0059	U		<0.0092	U		0.0011	J		<0.051	U		0.0017	J	
		VMP-14-5-021711	2/17/2011	0.026	J	J	0.0029	J		<0.0065	U		<0.01	U		0.059			<0.056	U		0.1		
		VMP-14-5-040511	4/5/2011	0.012			<0.0058	U		<0.0066	U		<0.01	U		<0.0055	U		<0.057	U		0.0076		
		VMP-14-5-080811	8/8/2011	<10	U		<6.1	U		<6.9	U		<11	U		10			<60	U		120		
		VMP-14-5-111411	11/14/2011	<0.026	U		<0.015	U		<0.017	U		<0.027	U		<0.014	U		<0.15	U		<0.012	U	
	11.5 ft	VMP-14-11.5	11/16/2009	<2.3	U		<1.3	U		<1.5	U		<2.4	U		43			<13	U		380		
		VMP 14-11.5-091010	9/10/2010	<7.2	U		<4.1	U		<4.7	U		<7.3	U		<3.9	U		<41	U		4.6		
		VMP-14-11.5-120110	12/2/2010	<0.63	U		<0.36	U		<0.41	U		<0.64	U		<0.34	U		<3.6	U		0.27	J	
		VMP-14-11.5-120110-Dup	12/2/2010	<0.57	U		0.08	J		<0.37	U		<0.58	U		<0.31	U		<3.2	U		0.32		
		VMP-14-11.5-021711	2/17/2011	<0.21	U		<0.12	U		<0.14	U		<0.21	U		<0.11	U		<1.2	U		<0.097	U	
		VMP-14-11.5-021711-Dup	2/17/2011	<0.21	U		<0.12	U		<0.14	U		<0.21	U		<0.11	U		<1.2	U		<0.097	U	
		VMP-14-11.5-040511	4/5/2011	<0.034	U		0.0054	J		<0.022	U		<0.034	U		<0.018	U		<0.19	U		0.15		
		VMP-14-11.5-080811	8/8/2011	<1	U		<0.6	U		<0.68	U		<1.1	U		<0.57	U		<5.9	U		1.2		
		VMP-14-11.5-111511	11/15/2011	<1.6	U		<0.94	U		<1.1	U		<1.6	U		0.48	J		<9.2	U		7.7		
		VMP-14-11.5-012612	1/26/2012	<6.6	U		<3.8	U		<4.3	U		<6.7	U		<3.6	U		<38	U		63		
	20 ft	VMP-14-20	11/16/2009	<90	U		<52	U		<58	U		<91	U		67			<510	U		350		
		VMP 14-20-091010	9/10/2010	<110	U		<63	U		<72	U		<110	U		100			<620	U		700		
		VMP 14-20-091010-Dup	9/10/2010	<110	U		<66	U		<74	U		<120	U		98			<640	U		750		
		VMP-14-20-120110	12/2/2010	<300	U		<170	U		<190	U		<300	U		130	J		<1700	U		800		
		VMP-14-20-021811	2/18/2011	<170	U		<96	U		<110	U		<170	U		47	J		<940	U		320		
		VMP-14-20-040511	4/5/2011	<72	U		<41	U		<47	U		<73	U		51			<400	U		350		
		VMP-14-20-080811	8/8/2011	<26	U		<15	U		<17	U		<26	U		70			<150	U		590		
		VMP-14-20-111511	11/15/2011	<130	U		<77	U		<88	U		<140	U		60	J		<760	U		640		
		VMP-14-20-012612	1/26/2012	<13	U		<7.6	U		<8.6	U		<13	U		79		J	<75	U		700		J
	29 ft	VMP-14-29	11/16/2009	<350	U		<200	U		<230	U		<360	U		220			<2000	U		900		
		VMP-14-29-021811	2/18/2011	<240	U		<140	U		<160	U		<250	U		110	J		<1400	U		530		
		VMP-14-29-040511	4/5/2011	<210	U		<120	U		<140	U		<210	U		140			<1200	U		700		
		VMP-14-29-012612	1/26/2012	<240	U		<140	U		<150	U		<240	U		120	J		<1300	U		840		
VMP-15	5 ft	VMP-15-5	11/18/2009	0.011		J	<0.005	U		<0.006	U		<0.009	U		<0.005	U		<0.054	U		<0.004	U	
		VMP-15-5-D	11/18/2009	0.018		J	<0.005	U		<0.006	U		<0.009	U		<0.005	U		<0.054	U		<0.004	U	
		VMP 15-5-091410	9/14/2010	0.0076	J		<0.0055	U		<0.0062	U		<0.0096	U		0.0059			<0.054	U		0.022		
		VMP-15-5-113010	11/30/2010	<0.22	U		0.031	J		<0.15	U		<0.23	U		<0.12	U		<1.3	U		0.12		
		VMP-15-5-021611	2/16/2011	0.13	J	J	<0.12	U		<0.14	U		<0.22	U		<0.12	U		<1.2	U		<0.099	U	
		VMP-15-5-042011	4/20/2011	<0.5	U		<0.29	U		<0.32	U		<0.5	U		<0.27	U		<2.8	U		<0.23	U	
		VMP-15-5-080811	8/8/2011	0.072			0.0016	J		<0.0073	J	U	<0.011	U		0.0014	J		<0.063	U		0.0056		
		VMP-15-5-111511	11/15/2011	0.026			0.0031	J		0.0011	J		<0.013	U		0.019			<0.071	U		0.048		
		VMP-15-5-020112	2/1/2012	0.059	J		0.025	J		0.026	J		<0.066	U		<0.035	U		<0.36	U		<0.03	U	
	21.5 ft	VMP-15-21.5	11/18/2009	<4.3	U		<2.5	U		<2.8	U		<4.4	U		30			<24	U		96		
		VMP 15-21.5-091410	9/14/2010	<1	U		<0.59	U		<0.67	U		<1	U		<0.56	U		<5.8	U		<0.48	U	
		VMP-15-21.5-113010	11/30/2010	<1.2	U		<0.7	U		<0.79	U		<1.2	U		<0.66	U		<6.8	U		<0.56	U	
		VMP-15-21.5-021611	2/16/2011	<0.84	U		<0.49	U		<0.55	U		<0.86	U		<0.46	U		<4.8	U		1.9		
		VMP-15-21.5-042011	4/20/2011	<1.3	U		<0.76	U		<0.86	U		<1.3	U		<0.72	U		<7.5	U		<0.62	U	
		VMP-15-21.5-080811	8/8/2011	<1.1	U		<0.61	U		<0.69	U		<1.1	U		<0.58	U		<6	U		<0.5	U	
		VMP-15-21.5-111511	11/15/2011	<0.85	U		<0.49	U		<0.55	U		<0.86	U		<0.46	U		<4.8	U		<0.4	U	
		VMP-15-21.5-020112	2/1/2012	<0.63	U		<0.36	U		<0.41	U		<0.64	U		<0.34	U		<3.6	U		<0.3	U	
	25.5 ft	VMP-15-25.5	11/18/2009	<4.5	U		<2.6	U		<2.9	U		<4.6	U		22			<25	U		86		
		VMP 15-25.5-091410	9/14/2010	0.0053	J		<0.0056	U		<0.0063	U		<0.0099	U		0.0039	J		<0.055	U		0.011		
		VMP-15-25.5-021611	2/16/2011	<0.13	U		<0.075	U		<0.084	U		<0.13	U		<0.07	U		<0.73	U		<0.061	U	
		VMP-15-25.5-042011	4/20/2011	<0.11	U		<0.061	U		<0.069	U		<0.11	U		<0.058	U		<0.6	U		0.046	J	
		VMP-15-25.5-042011-DUP	4/20/2011	<0.099	U		<0.057	U		<0.065	U		<0.1	U		<0.054	U		<0.56	U		0.035	J	
		VMP-15-25.5-080811	8/8/2011	0.087	J		<0.061	U		<0.069	U		<0.11	U		<0.058	U		<0.6	U		<0.05	U	
		VMP-15-25.5-111511	11/15/2011	0.027	J		<0.019	U		<0.021	U		<0.033	U		0.013	J		<0.18	U		0.097		
	29 ft	VMP-15-29	11/19/2009	<5.6	U		<3.2	U		<3.7	U		<5.7	U		32			<32	U		110		

See last page of table for notes.

TABLE 4 CUMULATIVE SUMMARY OF SOIL VAPOR ANALYTICAL DETECTIONS AND SCREENING RESULTS:PUBLIC WORKS YARD AND WRR - VOCS

				2-Hexanone (Methyl N-Butyl Ketone)			Isopentane			Isopropylbenzene (Cumene)			4-Methyl-2-pentanone (Methyl Isobutyl Ketone)			Methyl tert-Butyl Ether (MTBE)			2-Propanol			n-Propylbenzene		
Screening Critiera (mg/m^3)										3,500						23,000								
Location	Depth	Sample ID	Sample Date	Result (mg/m^3)	Lab Qualifier	URS Qualifier	Result (mg/m^3)	Lab Qualifier	URS Qualifier	Result (mg/m^3)	Lab Qualifier	URS Qualifier	Result (mg/m^3)	Lab Qualifier	URS Qualifier	Result (mg/m^3)	Lab Qualifier	URS Qualifier	Result (mg/m^3)	Lab Qualifier	URS Qualifier	Result (mg/m^3)	Lab Qualifier	URS Qualifier
VMP-14	5 ft	VMP-14-5	11/20/2009	<0.042	U					<0.013	U		<0.01	U		<0.009	U		<0.025	U		<0.013	U	
		VMP 14-5-091010	9/10/2010	<1	U					<0.3	U		<0.25	U		<0.22	U		<0.61	U		<0.3	U	
		VMP-14-5-120110	12/1/2010	<0.02	U					<0.0059	U		<0.0049	U		0.00061	J		0.15			<0.0059	U	
		VMP-14-5-021711	2/17/2011	<0.022	U					<0.0065	J	U	<0.0054	U		<0.0048	U		0.0053	J		<0.0065	J	U
		VMP-14-5-040511	4/5/2011	<0.022	U		1.7	E	J	<0.0066	U		<0.0055	U		0.00051	J		0.004	J		<0.0066	U	
		VMP-14-5-080811	8/8/2011	<23	U		4700			<6.9	U		<5.8	U		<5.1	U		<14	U		<6.9	U	
		VMP-14-5-111411	11/14/2011	<0.058	U		0.0097	J		0.0022	J		0.019			<0.013	U		0.0088	J		<0.017	U	
	11.5 ft	VMP-14-11.5	11/16/2009	<5	U					<1.5	U		<1.2	U		<1.1	U		<3	U		<1.5	U	
		VMP 14-11.5-091010	9/10/2010	<16	U					0.97	J		<3.9	U		<3.4	U		<9.4	U		<4.7	U	
		VMP-14-11.5-120110	12/2/2010	<1.4	U					<0.41	U		<0.34	U		<0.3	U		0.39	J		<0.41	U	
		VMP-14-11.5-120110-Dup	12/2/2010	<1.2	U					<0.37	U		<0.31	U		<0.27	U		0.42	J		<0.37	U	
		VMP-14-11.5-021711	2/17/2011	<0.45	U					<0.14	U		<0.11	U		<0.1	U		<0.27	U		<0.14	U	
		VMP-14-11.5-021711-Dup	2/17/2011	<0.45	U					<0.14	U		<0.11	U		<0.1	U		<0.27	U		<0.14	U	
		VMP-14-11.5-040511	4/5/2011	<0.073	U		43	E	J	<0.022	U		<0.018	U		<0.016	U		<0.044	U		0.02	J	
		VMP-14-11.5-080811	8/8/2011	<2.3	U		490			<0.68	U		<0.57	U		<0.5	U		<1.4	U		<0.68	U	
		VMP-14-11.5-111511	11/15/2011	<3.5	U		1000			<1.1	U		<0.88	U		<0.78	U		0.42	J		<1.1	U	
		VMP-14-11.5-012612	1/26/2012	<14	U		2400			<4.3	U		<3.6	U		<3.2	U		<8.6	U		<4.3	U	
	20 ft	VMP-14-20	11/16/2009	<190	U					<58	U		<49	U		<43	U		<120	U		<58	U	
		VMP 14-20-091010	9/10/2010	<240	U					6.4	J		<60	U		<52	U		<140	U		<72	U	
		VMP 14-20-091010-Dup	9/10/2010	<250	U					<74	U		<62	U		<54	U		<150	U		<74	U	
		VMP-14-20-120110	12/2/2010	<640	U					<190	U		<160	U		<140	U		<380	U		<190	U	
		VMP-14-20-021811	2/18/2011	<360	U					<110	U		<91	U		<80	U		<220	U		<110	U	
		VMP-14-20-040511	4/5/2011	<160	U		3200			<47	U		<39	U		<34	U		<93	U		<47	U	
		VMP-14-20-080811	8/8/2011	<56	U		6100			<17	U		<14	U		<12	U		<34	U		<17	U	
		VMP-14-20-111511	11/15/2011	<290	U		6600			<88	U		<73	U		<64	U		<170	U		<88	U	
		VMP-14-20-012612	1/26/2012	<29	U		6600			<8.6	U		<7.2	U		<6.3	U		1.2	J	J	<8.6	U	
	29 ft	VMP-14-29	11/16/2009	<760	U					<230	U		<190	U		<170	U		<460	U		<230	U	
		VMP-14-29-021811	2/18/2011	<520	U					<160	U		<130	U		<120	U		<320	U		<160	U	
		VMP-14-29-040511	4/5/2011	<450	U		4600			<140	U		<110	U		<100	U		<270	U		<140	U	
		VMP-14-29-012612	1/26/2012	<510	U		7300			<150	U		<130	U		<110	U		<310	U		<150	U	
VMP-15	5 ft	VMP-15-5	11/18/2009	<0.021	U					<0.006	U		<0.005	U		<0.004	U		<0.012	U		<0.006	U	
		VMP-15-5-D	11/18/2009	<0.021	U					<0.006	U		<0.005	U		<0.004	U		<0.012	U		<0.006	U	
		VMP 15-5-091410	9/14/2010	<0.021	U					<0.0062	U		<0.0052	U		<0.0045	U		0.018			<0.0062	U	
		VMP-15-5-113010	11/30/2010	<0.49	U					<0.15	U		<0.12	U		<0.11	U		<0.29	U		0.065	J	
		VMP-15-5-021611	2/16/2011	<0.46	U					<0.14	U		<0.12	U		<0.1	U		0.17	J		<0.14	U	
		VMP-15-5-042011	4/20/2011	<2.7	U		140			<0.32	U		<2.7	U		<0.24	U		<0.65	U		<0.32	U	
		VMP-15-5-080811	8/8/2011	0.0016	J		0.014	J		0.01			0.07			<0.0054	U		0.04			<0.0073	J	U
		VMP-15-5-111511	11/15/2011	<0.027	U		0.26			0.0072	J		0.03			<0.006	U		0.036			0.0019	J	
		VMP-15-5-020112	2/1/2012	<0.14	U		0.014	J		0.03	J		0.049			<0.031	U		0.029	J		0.067		
	21.5 ft	VMP-15-21.5	11/18/2009	<9.3	U					<2.8	U		<2.3	U		<2	U		<5.6	U		<2.8	U	
		VMP 15-21.5-091410	9/14/2010	<2.2	U					<0.67	U		<0.56	U		<0.49	U		<1.3	U		<0.67	U	
		VMP-15-21.5-113010	11/30/2010	<2.6	U					<0.79	U		<0.66	U		<0.58	U		<1.6	U		<0.79	U	
		VMP-15-21.5-021611	2/16/2011	<1.8	U					<0.55	U		<0.46	U		<0.4	U		<1.1	U		<0.55	U	
		VMP-15-21.5-042011	4/20/2011	<7.2	U		190			<0.86	U		<7.2	U		<0.63	U		<1.7	U		<0.86	U	
		VMP-15-21.5-080811	8/8/2011	<2.3	U		130			<0.69	U		<0.58	U		<0.51	U		<1.4	U		<0.69	U	
		VMP-15-21.5-111511	11/15/2011	<1.8	U		100			<0.55	U		<0.46	U		<0.4	U		<1.1	U		<0.55	U	
		VMP-15-21.5-020112	2/1/2012	<1.4	U		7.9		J	<0.41	U		<0.34	U		<0.3	U		<0.82	U		<0.41	U	
	25.5 ft	VMP-15-25.5	11/18/2009	<9.7	U					<2.9	U		<2.4	U		<2.1	U		<5.8	U		<2.9	U	
		VMP 15-25.5-091410	9/14/2010	<0.021	U					<0.0063	U		<0.0053	U		<0.0046	U		0.0041	J		<0.0063	U	
		VMP-15-25.5-021611	2/16/2011	<0.28	U					<0.084	U		<0.07	U		<0.062	U		0.057	J		<0.084	U	
		VMP-15-25.5-042011	4/20/2011	<0.58	U		0.42		J	<0.069	U		<0.58	U		<0.051	U		<0.14	U		<0.069	U	
		VMP-15-25.5-042011-DUP	4/20/2011	<0.54	U		2.5		J	<0.065	U		<0.54	U		<0.048	U		<0.13	U		<0.065	U	
		VMP-15-25.5-080811	8/8/2011	<0.23	U		4.8			0.022	J		<0.058	U		<0.051	U		<0.14	U		<0.069	U	
		VMP-15-25.5-111511	11/15/2011	<0.071	U		4.3			0.0026	J		0.044			<0.016	U		0.033	J		<0.021	U	
	29 ft	VMP-15-29	11/19/2009	<12	U					<3.7	U		<3	U		<2.7	U		<7.3	U		<3.7	U	

See last page of table for notes.

TABLE 4 CUMULATIVE SUMMARY OF SOIL VAPOR ANALYTICAL DETECTIONS AND SCREENING RESULTS:PUBLIC WORKS YARD AND WRR - VOCS

				Styrene			Tetrachloroethene			Tetrahydrofuran			Toluene			1,2,4-Trichlorobenzene			1,1,1-Trichloroethane (Methyl chloroform)			1,1,2-Trichloroethane		
Screening Critiera (mg/m^3)				8,500			4						40,000			50			41,000			170,000		
Location	Depth	Sample ID	Sample Date	Result (mg/m^3)	Lab Qualifier	URS Qualifier	Result (mg/m^3)	Lab Qualifier	URS Qualifier	Result (mg/m^3)	Lab Qualifier	URS Qualifier	Result (mg/m^3)	Lab Qualifier	URS Qualifier	Result (mg/m^3)	Lab Qualifier	URS Qualifier	Result (mg/m^3)	Lab Qualifier	URS Qualifier	Result (mg/m^3)	Lab Qualifier	URS Qualifier
VMP-14	5 ft	VMP-14-5	11/20/2009	<0.011	U		<0.018	U		<0.007	U		<0.009	U		<0.076	U		<0.014	U		<0.014	U	
		VMP 14-5-091010	9/10/2010	<0.26	U		<0.42	U		<0.18	U		<0.23	U		<1.8	U		<0.34	U		<0.34	U	
		VMP-14-5-120110	12/1/2010	<0.0051	U		<0.0081	U		0.0025	J		<0.0045	U		<0.036	U		<0.0065	U		<0.0065	U	
		VMP-14-5-021711	2/17/2011	<0.0056	U		<0.009	U		<0.0039	U		<0.005	J	U	<0.039	U		<0.0072	U		<0.0072	U	
		VMP-14-5-040511	4/5/2011	<0.0057	U		<0.0091	J	U	<0.004	U		0.0032	J		<0.04	J	U	<0.0073	U		<0.0073	U	
		VMP-14-5-080811	8/8/2011	<6	U		<9.5	U		<4.1	U		<5.3	U		<42	U		<7.7	U		<7.7	U	
		VMP-14-5-111411	11/14/2011	<0.015	U		<0.024	U		<0.01	U		0.02			<0.1	U		<0.019	U		<0.019	U	
	11.5 ft	VMP-14-11.5	11/16/2009	<1.3	U		<2.1	U		<0.91	U		<1.2	U		<9.1	UJ	UJ	<1.7	U		<1.7	U	
		VMP 14-11.5-091010	9/10/2010	<4.1	U		<6.5	U		<2.8	U		<3.6	U		<28	U		<5.2	U		<5.2	U	
		VMP-14-11.5-120110	12/2/2010	<0.36	U		<0.57	U		<0.25	U		<0.32	U		<2.5	U		<0.46	U		<0.46	U	
		VMP-14-11.5-120110-Dup	12/2/2010	<0.32	U		<0.52	U		<0.22	U		0.15	J		<2.2	U		<0.41	U		<0.41	U	
		VMP-14-11.5-021711	2/17/2011	<0.12	U		<0.19	U		<0.081	U		<0.1	U		<0.82	U		<0.15	U		<0.15	U	
		VMP-14-11.5-021711-Dup	2/17/2011	<0.12	U		<0.19	U		<0.081	U		<0.1	U		<0.82	U		<0.15	U		<0.15	U	
		VMP-14-11.5-040511	4/5/2011	<0.019	U		<0.03	U		<0.013	U		0.035			<0.13	U		<0.024	U		<0.024	U	
		VMP-14-11.5-080811	8/8/2011	<0.59	U		<0.94	U		<0.41	U		<0.52	U		<4.1	U		<0.76	U		<0.76	U	
		VMP-14-11.5-111511	11/15/2011	<0.92	U		<1.5	U		<0.64	U		1.9			<6.4	U		<1.2	U		<1.2	U	
		VMP-14-11.5-012612	1/26/2012	<3.7	U		<6	U		<2.6	U		<3.3	U		<26	U		<4.8	U		<4.8	U	
	20 ft	VMP-14-20	11/16/2009	<51	U		<81	U		<35	U		<45	U		<350	UJ	UJ	<65	U		<65	U	
		VMP 14-20-091010	9/10/2010	<62	U		<99	U		<43	U		<55	U		<430	U		<79	U		<79	U	
		VMP 14-20-091010-Dup	9/10/2010	<64	U		<100	U		<44	U		<57	U		<450	U		<82	U		<82	U	
		VMP-14-20-120110	12/2/2010	<170	U		<260	U		<120	U		<150	U		<1200	U		<210	U		<210	U	
		VMP-14-20-021811	2/18/2011	<94	U		<150	U		<65	U		<83	U		<660	U		<120	U		<120	U	
		VMP-14-20-040511	4/5/2011	<40	U		<64	U		<28	U		<36	U		<280	U		<52	U		<52	U	
		VMP-14-20-080811	8/8/2011	<15	U		<23	U		<10	U		<13	U		<100	U		<19	U		<19	U	
		VMP-14-20-111511	11/15/2011	<76	U		<120	U		<52	U		34	J		<530	U		<97	U		<97	U	
		VMP-14-20-012612	1/26/2012	<7.4	U		<12	U		<5.2	U		2.2	J	J	<52	U		<9.5	U		<9.5	U	
	29 ft	VMP-14-29	11/16/2009	<200	U		<320	U		<140	U		<180	U		<1400	UJ	UJ	<250	U		<250	U	
		VMP-14-29-021811	2/18/2011	<140	U		<220	U		<95	U		47	J		<950	U		<180	U		<180	U	
		VMP-14-29-040511	4/5/2011	<120	U		<190	U		<81	U		50	J		<820	U		<150	U		<150	U	
		VMP-14-29-012612	1/26/2012	<130	U		<210	U		<92	U		<120	U		<930	U		<170	U		<170	U	
VMP-15	5 ft	VMP-15-5	11/18/2009	<0.005	U		<0.008	U		<0.003	U		<0.004	U		<0.038	U		<0.006	U		<0.006	U	
		VMP-15-5-D	11/18/2009	<0.005	U		<0.008	U		<0.003	U		<0.004	U		<0.038	U		<0.006	U		<0.006	U	
		VMP 15-5-091410	9/14/2010	<0.0054	U		0.0016	J		<0.0037	U		0.0018	J		<0.037	U		<0.0069	U		<0.0069	U	
		VMP-15-5-113010	11/30/2010	<0.13	U		<0.2	U		<0.088	U		<0.11	U		<0.89	U		<0.16	U		<0.16	U	
		VMP-15-5-021611	2/16/2011	0.036	J		<0.19	U		<0.083	U		0.1	J		<0.84	U		<0.15	U		<0.15	U	
		VMP-15-5-042011	4/20/2011	<2.8	U		<0.45	U		<0.19	U		<0.25	U		<2	U		<0.36	U		<0.36	U	
		VMP-15-5-080811	8/8/2011	0.0018	J		0.0013	J		<0.0044	U		0.013			<0.044	J	U	<0.0081	U		<0.0081	U	
		VMP-15-5-111511	11/15/2011	<0.0071	U		<0.011	U		<0.0049	U		0.012			<0.049	U		<0.009	U		<0.009	U	
		VMP-15-5-020112	2/1/2012	<0.036	U		<0.058	U		<0.025	U		0.011	J		<0.25	U	UJ	<0.047	U		<0.047	U	
	21.5 ft	VMP-15-21.5	11/18/2009	<2.4	U		<3.9	U		<1.7	U		<2.1	U		<17	U		<3.1	U		<3.1	U	
		VMP 15-21.5-091410	9/14/2010	<0.58	U		<0.93	U		<0.4	U		<0.52	U		<4.1	U		<0.75	U		<0.75	U	
		VMP-15-21.5-113010	11/30/2010	<0.68	U		<1.1	U		<0.47	U		<0.6	U		<4.8	U		<0.88	U		<0.88	U	
		VMP-15-21.5-021611	2/16/2011	<0.48	U		<0.76	U		<0.33	U		<0.42	U		<3.3	U		<0.61	U		<0.61	U	
		VMP-15-21.5-042011	4/20/2011	<7.5	U		<1.2	U		<0.52	U		<0.66	U		<5.2	U		<0.96	U		<0.96	U	
		VMP-15-21.5-080811	8/8/2011	<0.6	U		<0.96	U		<0.42	U		0.1	J		<4.2	U		<0.77	U		<0.77	U	
		VMP-15-21.5-111511	11/15/2011	<0.48	U		<0.76	U		<0.33	U		<0.42	U		<3.3	U		<0.61	U		<0.61	U	
		VMP-15-21.5-020112	2/1/2012	<0.36	U		<0.57	U		<0.25	U		<0.32	U		<2.5	U	UJ	<0.46	U		<0.46	U	
	25.5 ft	VMP-15-25.5	11/18/2009	<2.5	U		<4	U		<1.8	U		<2.2	U		<18	U		<3.2	U		<3.2	U	
		VMP 15-25.5-091410	9/14/2010	<0.0055	U		<0.0088	U		0.0033	J		0.0011	J		<0.038	U		<0.007	U		<0.007	U	
		VMP-15-25.5-021611	2/16/2011	<0.073	U		<0.12	U		<0.051	U		<0.065	U		<0.51	U		<0.094	U		<0.094	U	
		VMP-15-25.5-042011	4/20/2011	<0.6	U		<0.096	U		<0.042	U		<0.053	U		<0.42	U		<0.077	U		<0.077	U	
		VMP-15-25.5-042011-DUP	4/20/2011	<0.56	U		<0.09	U		<0.039	U		<0.05	U		<0.39	U		<0.072	U		<0.072	U	
		VMP-15-25.5-080811	8/8/2011	<0.06	U		<0.096	U		<0.042	U		0.022	J		<0.42	U		<0.077	U		<0.077	U	
		VMP-15-25.5-111511	11/15/2011	<0.018	U		<0.029	U		<0.013	U		0.015	J		<0.13	U		<0.024	U		<0.024	U	
	29 ft	VMP-15-29	11/19/2009	<3.2	U		<5	U		<2.2	U		<2.8	U		<22	U		<4.1	U		<4.1	U	

TABLE 4 CUMULATIVE SUMMARY OF SOIL VAPOR ANALYTICAL DETECTIONS AND SCREENING RESULTS:PUBLIC WORKS YARD AND WRR - VOCS

				Trichloroethene			Trichlorofluoromethane			1,2,4-Trimethylbenzene			1,3,5-Trimethylbenzene			2,2,4-Trimethylpentane			m,p-Xylene			o-Xylene		
Screening Critiera (mg/m^3)				12			5,600												820			790		
Location	Depth	Sample ID	Sample Date	Result (mg/m^3)	Lab Qualifier	URS Qualifier	Result (mg/m^3)	Lab Qualifier	URS Qualifier	Result (mg/m^3)	Lab Qualifier	URS Qualifier	Result (mg/m^3)	Lab Qualifier	URS Qualifier	Result (mg/m^3)	Lab Qualifier	URS Qualifier	Result (mg/m^3)	Lab Qualifier	URS Qualifier	Result (mg/m^3)	Lab Qualifier	URS Qualifier
VMP-14	5 ft	VMP-14-5	11/20/2009	<0.014	U		<0.014	U		<0.013	U		<0.013	U		0.88			<0.011	U		<0.011	U	
		VMP 14-5-091010	9/10/2010	<0.33	U		<0.35	U		<0.3	U		<0.3	U		19			<0.27	U		<0.27	U	
		VMP-14-5-120110	12/1/2010	0.0016	J		0.0008	J		<0.0059	U		<0.0059	U		0.014			0.0005	J		<0.0052	U	
		VMP-14-5-021711	2/17/2011	<0.0071	U		<0.0074	U		<0.0065	J	U	<0.0065	U		0.62			<0.0057	J	U	<0.0057	U	
		VMP-14-5-040511	4/5/2011	<0.0072	J	U	0.0018	J		<0.0066	U		<0.0066	U		0.0042	J		<0.0058	U		<0.0058	U	
		VMP-14-5-080811	8/8/2011	<7.6	U		<7.9	U		<6.9	U		<6.9	U		120			<6.1	U		<6.1	U	
		VMP-14-5-111411	11/14/2011	<0.019	U		<0.02	U		<0.017	U		<0.017	U		0.012	J		<0.015	U		<0.015	U	
	11.5 ft	VMP-14-11.5	11/16/2009	<1.6	U		<1.7	U		<1.5	U		<1.5	U		200			<1.3	U		<1.3	U	
		VMP 14-11.5-091010	9/10/2010	<5.1	U		<5.4	U		<4.7	U		<4.7	U		230			<4.1	U		<4.1	U	
		VMP-14-11.5-120110	12/2/2010	<0.45	U		<0.47	U		<0.41	U		<0.41	U		36			0.094	J		<0.36	U	
		VMP-14-11.5-120110-Dup	12/2/2010	<0.41	U		<0.43	U		<0.37	U		<0.37	U		36			0.14	J		<0.33	U	
		VMP-14-11.5-021711	2/17/2011	<0.15	U		<0.16	U		<0.14	U		<0.14	U		17			<0.12	U		<0.12	U	
		VMP-14-11.5-021711-Dup	2/17/2011	<0.15	U		<0.16	U		<0.14	U		<0.14	U		19			<0.12	U		<0.12	U	
		VMP-14-11.5-040511	4/5/2011	<0.024	U		<0.025	U		0.0036	J		<0.022	U		21			0.0041	J		<0.019	U	
		VMP-14-11.5-080811	8/8/2011	<0.75	U		<0.78	U		<0.68	U		<0.68	U		20			<0.6	U		<0.6	U	
		VMP-14-11.5-111511	11/15/2011	<1.2	U		<1.2	U		<1.1	U		<1.1	U		25			<0.94	U		<0.94	U	
		VMP-14-11.5-012612	1/26/2012	<4.7	U		<4.9	U		<17	U		<4.3	U		86			<3.8	U		<3.8	U	
	20 ft	VMP-14-20	11/16/2009	<64	U		<67	U		<58	U		<58	U		160			<52	U		<52	U	
		VMP 14-20-091010	9/10/2010	<78	U		<82	U		<72	U		<72	U		250			<63	U		<63	U	
		VMP 14-20-091010-Dup	9/10/2010	<81	U		<85	U		<74	U		<74	U		240			<66	U		<66	U	
		VMP-14-20-120110	12/2/2010	<210	U		<220	U		<190	U		<190	U		320			<170	U		<170	U	
		VMP-14-20-021811	2/18/2011	<120	U		<120	U		<110	U		<110	U		220			<96	U		<96	U	
		VMP-14-20-040511	4/5/2011	<51	U		<53	U		<47	U		<47	U		150			<41	U		<41	U	
		VMP-14-20-080811	8/8/2011	<18	U		<19	U		<17	U		<17	U		220			<15	U		<15	U	
		VMP-14-20-111511	11/15/2011	<96	U		<100	U		<88	U		<88	U		250			<77	U		<77	U	
		VMP-14-20-012612	1/26/2012	<9.4	U		<9.8	U		<34	U		<8.6	U		280		J	<7.6	U		<7.6	U	
	29 ft	VMP-14-29	11/16/2009	<250	U		<260	U		<230	U		<230	U		370			<200	U		<200	U	
		VMP-14-29-021811	2/18/2011	<170	U		<180	U		<160	U		<160	U		320			<140	U		<140	U	
		VMP-14-29-040511	4/5/2011	<150	U		<160	U		<140	U		<140	U		280			<120	U		<120	U	
		VMP-14-29-012612	1/26/2012	<170	U		<180	U		<620	U		<150	U		330			<140	U		<140	U	
VMP-15	5 ft	VMP-15-5	11/18/2009	<0.006	U		<0.007	U		<0.006	U		<0.006	U		<0.005	U		<0.005	U		<0.005	U	
		VMP-15-5-D	11/18/2009	<0.006	U		<0.007	U		<0.006	U		<0.006	U		<0.005	U		<0.005	U		<0.005	U	
		VMP 15-5-091410	9/14/2010	<0.0068	U		<0.0071	U		<0.0062	U		<0.0062	U		0.028			0.0011	J		<0.0055	U	
		VMP-15-5-113010	11/30/2010	<0.16	U		<0.17	U		<0.15	U		<0.15	U		56			<0.13	U		<0.13	U	
		VMP-15-5-021611	2/16/2011	<0.15	U		<0.16	U		0.017	J		<0.14	U		39			0.023	J		<0.12	U	
		VMP-15-5-042011	4/20/2011	<0.35	U		<0.37	U		<0.32	U		<0.32	U		65			<0.29	U		<0.29	U	
		VMP-15-5-080811	8/8/2011	<0.008	U		0.0015	J		0.0034	J		<0.0073	J	U	0.0031	J		0.004	J		0.0016	J	
		VMP-15-5-111511	11/15/2011	<0.0089	U		<0.0093	U		0.0018	J		<0.0082	U		0.096			0.005	J		0.0011	J	
		VMP-15-5-020112	2/1/2012	<0.046	U		<0.048	U		0.013	J	J	<0.042	U		0.026	J		0.0099	J		<0.037	U	
	21.5 ft	VMP-15-21.5	11/18/2009	<3.1	U		<3.2	U		<2.8	U		<2.8	U		1000			<2.5	U		<2.5	U	
		VMP 15-21.5-091410	9/14/2010	<0.74	U		<0.77	U		<0.67	U		<0.67	U		300			<0.59	U		<0.59	U	
		VMP-15-21.5-113010	11/30/2010	<0.86	U		<0.9	U		<0.79	U		<0.79	U		440			<0.7	U		<0.7	U	
		VMP-15-21.5-021611	2/16/2011	<0.6	U		<0.63	U		<0.55	U		<0.55	U		430			<0.49	U		<0.49	U	
		VMP-15-21.5-042011	4/20/2011	<0.94	U		<0.99	U		<0.86	U		<0.86	U		580			<0.76	U		<0.76	U	
		VMP-15-21.5-080811	8/8/2011	<0.76	U		<0.79	U		<0.69	U		<0.69	U		310			<0.61	U		<0.61	U	
		VMP-15-21.5-111511	11/15/2011	<0.6	U		<0.63	U		<0.55	U		<0.55	U		170			<0.49	U		<0.49	U	
		VMP-15-21.5-020112	2/1/2012	<0.45	U		<0.47	U		<1.6	U	UJ	<0.41	U		320		J	<0.36	U		<0.36	U	
	25.5 ft	VMP-15-25.5	11/18/2009	<3.2	U		<3.3	U		<2.9	U		<2.9	U		850			<2.6	U		<2.6	U	
		VMP 15-25.5-091410	9/14/2010	<0.0069	U		0.001	J		<0.0063	U		<0.0063	U		0.17			<0.0056	U		<0.0056	U	
		VMP-15-25.5-021611	2/16/2011	<0.092	U		<0.097	U		<0.084	U		<0.084	U		29			<0.075	U		<0.075	U	
		VMP-15-25.5-042011	4/20/2011	<0.076	U		<0.079	U		<0.069	U		<0.069	U		1.2		J	<0.061	U		<0.061	U	
		VMP-15-25.5-042011-DUP	4/20/2011	<0.071	U		<0.074	U		<0.065	U		<0.065	U		1.6		J	<0.057	U		<0.057	U	
		VMP-15-25.5-080811	8/8/2011	<0.076	U		<0.079	U		0.0099	J		<0.069	U		17			0.016	J		<0.061	U	
		VMP-15-25.5-111511	11/15/2011	<0.023	U		<0.024	U		<0.021	U		<0.021	U		3			0.0054	J		<0.019	U	
	29 ft	VMP-15-29	11/19/2009	<4	U		<4.2	U		<3.7	U		<3.7	U		880			<3.2	U		<3.2	U	

See last page of table for notes.

TABLE 4 CUMULATIVE SUMMARY OF SOIL VAPOR ANALYTICAL DETECTIONS AND SCREENING RESULTS:PUBLIC WORKS YARD AND WRR - VOCS

				Acetone			Benzene			Bromodichloromethane			Bromoform			Bromomethane			1,3-Butadiene			Butane			2-Butanone		
Screening Critiera (mg/m^3)				750,000			2.8			450,000			52			42									40,000		
Location	Depth	Sample ID	Sample Date	Result (mg/m^3)	Lab Qualifier	URS Qualifier	Result (mg/m^3)	Lab Qualifier	URS Qualifier	Result (mg/m^3)	Lab Qualifier	URS Qualifier	Result (mg/m^3)	Lab Qualifier	URS Qualifier	Result (mg/m^3)	Lab Qualifier	URS Qualifier	Result (mg/m^3)	Lab Qualifier	URS Qualifier	Result (mg/m^3)	Lab Qualifier	URS Qualifier	Result (mg/m^3)	Lab Qualifier	URS Qualifier
VMP-16	5 ft	VMP-16-5	11/20/2009	<0.16	U		0.13			<0.11	U		<0.17	U		<0.065	U		<0.037	U					<0.05	U	
		VMP-16-5-090210	9/2/2010	<23	U		17			<16	U		<25	U		<9.2	U		<5.3	U					<7	U	
		VMP-16-5-112910	11/29/2010	<10	U		16		J	<7.3	U		<11	U		<4.2	U		<2.4	U					<3.2	U	
		VMP-16-5-021511	2/15/2011	<6.3	U		10		J	<4.4	U		<6.8	U		<2.6	U		<1.5	U					<1.9	U	
		VMP-16-5-042211	4/22/2011	<8.4	U		7			<5.9	U		<9.1	U		<3.4	U		<1.9	U		260			<10	U	
		VMP-16-5-080511	8/5/2011	0.5	J		2.9			<1.9	U		<2.9	U		<1.1	U		<0.62	U		39			<3.3	U	
	13.5 ft	VMP-16-13.5	11/19/2009	<0.71	U		0.69			<0.5	U		<0.77	U		<0.29	U		<0.16	U					<0.22	U	
		VMP-16-13.5-090210	9/2/2010	3.6	J		17			<16	U		<26	U		<9.6	U		<5.5	U					<7.3	U	
		VMP-16-13.5-090210-Dup	9/2/2010	<23	U		16			<16	U		<26	U		<9.6	U		<5.5	U					<7.3	U	
		VMP-16-13.5-112910	11/29/2010	<66	U		21	J		<47	U		<72	U		<27	U		<15	U					<21	U	
		VMP-16-13.5-021611	2/16/2011	<13	U		7.1			<9	U		<14	U		<5.2	U		<3	U					<4	U	
		VMP-16-13.5-021611-Dup	2/16/2011	<12	U		9.3			<8.8	U		<14	U		<5.1	U		<2.9	U					<3.9	U	
		VMP-16-13.5-042211	4/22/2011	<13	U		8.3			<9.5	U		<15	U		<5.5	U		<3.1	U		320			<17	U	
		VMP-16-13.5-080511	8/5/2011	<1.3	U	UJ	0.54		J	<0.92	U	UJ	<1.4	U	UJ	<0.54	U	UJ	<0.3	U	UJ	14		J	<1.6	U	UJ
	19 ft	VMP-16-19	11/19/2009	<6.1	U		4.6			<4.3	U		<6.7	U		<2.5	U		<1.4	U					<1.9	U	
		VMP-16-19-090210	9/2/2010	<23	U		27			<16	U		<26	U		<9.6	U		<5.5	U					<7.3	U	
		VMP-16-19-112910	11/29/2010	<51	U		20			<36	U		<56	U		<21	U		<12	U					<16	U	
		VMP-16-19-021611	2/16/2011	<12	U		7.7			<8.6	U		<13	U		<5	U		<2.8	U					<3.8	U	
		VMP-16-19-042711	4/27/2011	<12	U		3.7	J		<8.8	U		<14	U		<5.1	U		<2.9	U		150			<16	U	
		VMP-16-19-042711-Dup	4/27/2011	<12	U		3.1	J		<8.6	U		<13	U		<5	U		<2.8	U		160			<15	U	
	31 ft	VMP-16-31	11/19/2009	<9.2	U		<3.1	U		<6.5	U		<10	U		<3.8	U		<2.1	U					<2.9	U	
		VMP-16-31-D	11/19/2009	<9.2	U		<3.1	U		<6.5	U		<10	U		<3.8	U		<2.1	U					<2.9	U	
		VMP-16-31-090310	9/3/2010	0.033			0.0064			<0.0097	U		<0.015	U		0.0019	J		<0.0032	U					0.0056		
		VMP-16-31-112910	11/29/2010	<52	U		20			<36	U		<56	U		<21	U		<12	U					<16	U	
VMP-17	5 ft	VMP-17-5	6/21/2010	0.06		J	0.0051			<0.009	U		<0.015	U		<0.005	U		<0.003	U					0.018		J
		VMP-17-5-Dup	6/21/2010	0.027		J	0.0044	J		<0.01	U		<0.016	U		<0.005	U		<0.003	U					0.0028	J	J
		VMP-17-5-090110	9/1/2010	0.25			0.0086			<0.009	U		<0.014	U		<0.0052	U		<0.003	U					0.096		
		VMP-17-5-112210	11/22/2010	0.03			0.0044			<0.009	U		<0.014	U		<0.0052	U		<0.003	U					0.0048		
		VMP-17-5-020711	2/7/2011	0.012	J		0.0061			<0.0084	U		<0.013	U		<0.0049	U		<0.0028	U					<0.0037	U	
		VMP-17-5-040611	4/6/2011	0.039	J		5.8			<0.034	U		<0.052	U		<0.02	U		<0.011	U		0.13			0.005	J	
		VMP-17-5-080111	8/1/2011	<0.18	U		0.17			<0.13	U		<0.2	U		<0.075	U		<0.042	U		14			<0.23	U	
		VMP-17-5-110711	11/7/2011	0.029			0.0018	J		<0.0057	U		<0.0088	U		<0.0033	U		<0.0019	U		0.0067	J		0.0063	J	
		VMP-17-5-012612	1/26/2012	0.013			0.0022	J		<0.006	U		<0.0092	U		<0.0035	U		<0.002	U		0.0025	J		0.0098	J	
VMP-25	5 ft	VMP-25-5-031511	3/15/2011	3.6			0.82			<0.081	U		<0.12	U		<0.047	U		<0.027	U					<0.14	U	
		VMP-25-5-040811	4/8/2011	0.043	J		5.2			<0.037	U		<0.057	U		<0.021	U		<0.012	U		0.12			<0.065	U	
		VMP-25-5-080911	8/9/2011	0.16			0.31			<0.0078	U		<0.012	J	U	<0.0045	U		<0.0026	U		0.094			0.058		
		VMP-25-5-111711	11/17/2011	0.0076	J		0.011			<0.0056	U		<0.0087	U		<0.0033	U		<0.0018	U		<0.008	U		0.0013	J	
		VMP-25-5-013112	1/31/2012	0.02	J		4.8			<0.041	U		<0.063	U		<0.024	U		<0.013	U		4			0.01	J	
	21 ft	VMP-25-21-031511	3/15/2011	1200		J	97		J	<16	U		<24	U		<9.2	U		<5.2	U					<28	U	
		VMP-25-21-031511-Dup	3/15/2011	1800		J	140		J	<20	U		<31	U		<12	U		<6.7	U					<36	U	
		VMP-25-21-040811	4/8/2011	<240	U		130			<170	U		<260	U		<98	U		<56	U		14000			<300	U	
		VMP-25-21-040811-Dup	4/8/2011	<240	U		120			<170	U		<260	U		<99	U		<56	U		13000			<300	U	
		VMP-25-21-080911	8/9/2011	<78	U		1100			<55	U		<85	U		<32	U		<18	U		15000			<97	U	
		VMP-25-21-111711	11/17/2011	<110	U		25	J		<75	U		<120	U		<44	U		<25	U		6800			<130	U	
		VMP-25-21-111711-Dup	11/17/2011	<160	U		18	J		<110	U		<170	U		<64	U		<37	U		6900			<200	U	
		VMP-25-21-013112	1/31/2012	<56	U		59			<39	U		<240	U		<23	U		<13	U		8300			<69	U	
		VMP-25-21-013112-Dup	2/1/2012	<52	U		62			<36	U		<220	U		<21	U		<12	U		9500			<64	U	

Notes

Lab Qualifiers

J = Estimated value; results between the MDL and RL

U = Compound analyzed for but not detected above the RL

URS Qualifiers

J = Estimated detection

UJ = Estimated non-detect

U = Non-detect due to blank contamination

= Values highlighted in light gray reflect results from previous quarters

= Denotes constitute above screening criteria

TABLE 4 CUMULATIVE SUMMARY OF SOIL VAPOR ANALYTICAL DETECTIONS AND SCREENING RESULTS:PUBLIC WORKS YARD AND WRR - VOCS

				Carbon disulfide			Carbon tetrachloride			Chlorobenzene			Chlorodibromomethane			Chloroethane			Chloroform			Chloromethane			alpha-Chlorotoluene		
Screening Critiera (mg/m^3)				5,300			1.5			420			57,000						0.92								
Location	Depth	Sample ID	Sample Date	Result (mg/m^3)	Lab Qualifier	URS Qualifier	Result (mg/m^3)	Lab Qualifier	URS Qualifier	Result (mg/m^3)	Lab Qualifier	URS Qualifier	Result (mg/m^3)	Lab Qualifier	URS Qualifier	Result (mg/m^3)	Lab Qualifier	URS Qualifier	Result (mg/m^3)	Lab Qualifier	URS Qualifier	Result (mg/m^3)	Lab Qualifier	URS Qualifier	Result (mg/m^3)	Lab Qualifier	URS Qualifier
VMP-16	5 ft	VMP-16-5	11/20/2009	<0.052	U		<0.11	U		<0.078	U		<0.14	U		<0.044	U		<0.082	U		<0.14	U		<0.087	U	
		VMP-16-5-090210	9/2/2010	<7.4	U		<15	U		<11	U		<20	U		<6.3	U		<12	U		<20	U		<12	U	
		VMP-16-5-112910	11/29/2010	<3.4	U		<6.8	U		<5	U		<9.3	U		2.4	J	J	<5.3	U		<9	UJ	UJ	<5.6	U	
		VMP-16-5-021511	2/15/2011	<2	U		<4.2	U		<3	U		<5.6	U		<1.7	U		<3.2	U		<5.4	U		<3.4	U	
		VMP-16-5-042211	4/22/2011	<2.7	U		<5.5	U		<4	U		<7.5	U		<9.3	U		<4.3	U		<7.3	U		<4.6	U	
		VMP-16-5-080511	8/5/2011	<0.88	U		<1.8	U		<1.3	U		<2.4	U		<3	U		<1.4	U		<2.3	U		<1.4	U	
	13.5 ft	VMP-16-13.5	11/19/2009	<0.23	U		<0.47	U		<0.34	U		<0.63	U		<0.2	U		<0.36	U		<0.62	U		<0.38	U	
		VMP-16-13.5-090210	9/2/2010	<7.7	U		<16	U		<11	U		<21	U		<6.5	U		<12	U		<20	U		<13	U	
		VMP-16-13.5-090210-Dup	9/2/2010	<7.7	U		<16	U		<11	U		<21	U		<6.5	U		<12	U		<20	U		<13	U	
		VMP-16-13.5-112910	11/29/2010	<22	U		<44	U		<32	U		<60	U		<18	U		<34	U		<58	UJ	UJ	<36	U	
		VMP-16-13.5-021611	2/16/2011	<4.2	U		<8.5	U		<6.2	U		<11	U		<3.5	U		<6.6	U		<11	U		<7	U	
		VMP-16-13.5-021611-Dup	2/16/2011	<4.1	U		<8.3	U		<6.1	U		<11	U		<3.5	U		<6.4	U		<11	U		<6.8	U	
		VMP-16-13.5-042211	4/22/2011	<4.4	U		<8.9	U		<6.5	U		<12	U		<15	U		<6.9	U		<12	U		<7.4	U	
		VMP-16-13.5-080511	8/5/2011	<0.43	U	UJ	<0.87	U	UJ	<0.64	U	UJ	<1.2	U	UJ	<1.4	U	UJ	<0.67	U	UJ	<1.1	U	UJ	<0.71	U	UJ
	19 ft	VMP-16-19	11/19/2009	<2	U		<4	U		<3	U		<5.5	U		<1.7	U		<3.1	U		<5.3	U		<3.3	U	
		VMP-16-19-090210	9/2/2010	<7.7	U		<16	U		<11	U		<21	U		<6.5	U		<12	U		<20	U		<13	U	
		VMP-16-19-112910	11/29/2010	<17	U		<34	U		<25	U		<46	U		<14	U		<26	U		<45	UJ	UJ	<28	U	
		VMP-16-19-021611	2/16/2011	<4	U		<8.1	U		<5.9	U		<11	U		<3.4	U		<6.3	U		<11	U		<6.7	U	
		VMP-16-19-042711	4/27/2011	<4.1	U		<8.3	U		<6.1	U		<11	U		<14	U		<6.4	U		<11	U		<6.8	U	
		VMP-16-19-042711-Dup	4/27/2011	<4	U		<8.1	U		<5.9	U		<11	U		<14	U		<6.3	U		<11	U		<6.7	U	
	31 ft	VMP-16-31	11/19/2009	<3	U		<6.1	U		<4.5	U		<8.3	U		<2.6	U		<4.7	U		<8	U		<5	U	
		VMP-16-31-D	11/19/2009	<3	U		<6.1	U		<4.5	U		<8.3	U		<2.6	U		<4.7	U		<8	U		<5	U	
		VMP-16-31-090310	9/3/2010	0.0036	J		<0.0091	U		<0.0066	U		<0.012	U		<0.0038	U		<0.007	U		<0.012	U		<0.0075	U	
		VMP-16-31-112910	11/29/2010	<17	U		<34	U		<25	U		<46	U		<14	U		<27	U		<45	UJ	UJ	<28	U	
VMP-17	5 ft	VMP-17-5	6/21/2010	<0.004	U		<0.009	U		<0.006	U		<0.012	U		<0.003	U		<0.007	U		<0.012	U		<0.007	U	
		VMP-17-5-Dup	6/21/2010	<0.004	J	U	<0.009	U		<0.006	U		<0.013	U		<0.004	U		<0.007	U		<0.012	U		<0.007	U	
		VMP-17-5-090110	9/1/2010	<0.0042	J	U	<0.0085	U		<0.0062	J	U	<0.011	U		<0.0035	U		<0.0066	U		0.0045	J		<0.007	U	
		VMP-17-5-112210	11/22/2010	<0.0042	J	U	<0.0085	U		<0.0062	U		<0.011	U		<0.0035	U		<0.0066	U		0.0035	J		<0.007	U	
		VMP-17-5-020711	2/7/2011	<0.0039	U		<0.0079	U		<0.0058	U		<0.011	U		<0.0033	U		<0.0062	U		<0.01	U		<0.0065	U	
		VMP-17-5-040611	4/6/2011	0.0058	J		<0.032	U		<0.023	U		<0.043	U		<0.053	U		<0.025	U		<0.042	U		<0.026	U	
		VMP-17-5-080111	8/1/2011	<0.24	U		<0.12	U		<0.089	U		<0.16	U		<0.2	U		<0.094	U		<0.16	U		<0.1	U	
		VMP-17-5-110711	11/7/2011	<0.011	U		<0.0054	U		<0.0039	U		<0.0073	U		<0.009	U		<0.0042	U		<0.0071	U		<0.0044	J	U
		VMP-17-5-012612	1/26/2012	<0.011	U		<0.0056	U		<0.0041	U		<0.0076	U		<0.0094	U		<0.0044	U		<0.0074	U		<0.0046	U	
VMP-25	5 ft	VMP-25-5-031511	3/15/2011	0.0047	J		<0.076	U		1			<0.1	U		<0.13	U		0.048	J		<0.1	U		<0.063	U	
		VMP-25-5-040811	4/8/2011	0.019	J		<0.035	U		0.0043	J		<0.047	U		<0.058	U		<0.027	U		<0.045	U		<0.028	U	
		VMP-25-5-080911	8/9/2011	0.0095	J		<0.0073	U		<0.0054	J	U	<0.0099	U		<0.012	U		0.0021	J		<0.0096	U		<0.006	J	U
		VMP-25-5-111711	11/17/2011	0.0023	J		<0.0053	U		<0.0039	U		<0.0072	U		<0.0089	U		0.0017	J		<0.0069	U		<0.0043	U	
		VMP-25-5-013112	1/31/2012	0.006	J		<0.038	U		0.0072	J		<0.052	U		<0.064	U		<0.03	U		<0.05	U		<0.032	U	
	21 ft	VMP-25-21-031511	3/15/2011	6.3	J		<15	U		29		J	<20	U		3.7	J		<12	U		<20	U		<12	U	
		VMP-25-21-031511-Dup	3/15/2011	9	J		<19	U		44		J	<26	U		<32	U		<15	U		<25	U		<16	U	
		VMP-25-21-040811	4/8/2011	61	J		<160	U		<120	U		<210	U		<260	U		<120	U		<210	U		<130	U	
		VMP-25-21-040811-Dup	4/8/2011	57	J		<160	U		<120	U		<220	U		<270	U		<120	U		<210	U		<130	U	
		VMP-25-21-080911	8/9/2011	<26	U		<52	U		<38	U		<70	U		<87	U		<40	U		<68	U		<43	U	
		VMP-25-21-111711	11/17/2011	<140	U		<71	U		<52	U		<96	U		<120	U		9.8	J		<93	U		<58	U	
		VMP-25-21-111711-Dup	11/17/2011	<210	U		<100	U		<76	U		<140	U		<180	U		<81	U		<140	U		<86	U	
		VMP-25-21-013112	1/31/2012	<18	U		<37	U		<27	U		<50	U		<62	U		<28	U		<48	U		<120	U	
		VMP-25-21-013112-Dup	2/1/2012	<17	U		<34	U		<25	U		<46	U		<58	U		<27	U		<45	U		<110	U	

Notes

Lab Qualifiers

J = Estimated value; results between the MDL and RL

U = Compound analyzed for but not detected above the RL

URS Qualifiers

J = Estimated detection

UJ = Estimated non-detect

U = Non-detect due to blank contamination

= Values highlighted in light gray reflect results from pre

= Denotes constitute above screening criteria

TABLE 4 CUMULATIVE SUMMARY OF SOIL VAPOR ANALYTICAL DETECTIONS AND SCREENING RESULTS:PUBLIC WORKS YARD AND WRR - VOCS

				Cyclohexane			1,2-Dibromoethane			1,2-Dichlorobenzene			1,3-Dichlorobenzene			1,4-Dichlorobenzene			1,1-Dichloroethane			1,2-Dichloroethane		
Screening Critiera (mg/m^3)							0.06			1,700						6,800			4,200			0.81		
Location	Depth	Sample ID	Sample Date	Result (mg/m^3)	Lab Qualifier	URS Qualifier	Result (mg/m^3)	Lab Qualifier	URS Qualifier	Result (mg/m^3)	Lab Qualifier	URS Qualifier	Result (mg/m^3)	Lab Qualifier	URS Qualifier	Result (mg/m^3)	Lab Qualifier	URS Qualifier	Result (mg/m^3)	Lab Qualifier	URS Qualifier	Result (mg/m^3)	Lab Qualifier	URS Qualifier
VMP-16	5 ft	VMP-16-5	11/20/2009	<0.058	U		<0.13	U		<0.1	U		<0.1	U		<0.1	U		<0.068	U		<0.068	U	
		VMP-16-5-090210	9/2/2010	160			<18	U		<14	U		<14	U		<14	U		<9.6	U		<9.6	U	
		VMP-16-5-112910	11/29/2010	150		J	<8.4	U		<6.6	U		<6.6	U		<6.6	U		<4.4	U		<4.4	U	
		VMP-16-5-021511	2/15/2011	99		J	<5.1	U		<4	U		<4	U		<4	U		<2.7	U		<2.7	U	
		VMP-16-5-042211	4/22/2011	100			<6.8	U		<5.3	U		<5.3	U		<5.3	U		<3.6	U		<3.6	U	
		VMP-16-5-080511	8/5/2011	22			<2.2	U		<1.7	U		<1.7	U		<1.7	U		<1.1	U		<1.1	U	
	13.5 ft	VMP-16-13.5	11/19/2009	1			<0.57	U		<0.45	U		<0.45	U		<0.45	U		<0.3	U		<0.3	U	
		VMP-16-13.5-090210	9/2/2010	150			<19	U		<15	U		<15	U		<15	U		<10	U		<10	U	
		VMP-16-13.5-090210-Dup	9/2/2010	140			<19	U		<15	U		<15	U		<15	U		<10	U		<10	U	
		VMP-16-13.5-112910	11/29/2010	180			<54	U		<42	U		<42	U		<42	U		<28	U		<28	U	
		VMP-16-13.5-021611	2/16/2011	78			<10	U		<8.1	U		<8.1	U		<8.1	U		<5.4	U		<5.4	U	
		VMP-16-13.5-021611-Dup	2/16/2011	84			<10	U		<7.9	U		<7.9	U		<7.9	U		<5.3	U		<5.3	U	
		VMP-16-13.5-042211	4/22/2011	120			<11	U		<8.5	U		<8.5	U		<8.5	U		<5.7	U		<5.7	U	
		VMP-16-13.5-080511	8/5/2011	6.4		J	<1.1	U	UJ	<0.83	U	UJ	<0.83	U	UJ	<0.83	U	UJ	<0.56	U	UJ	<0.56	U	UJ
	19 ft	VMP-16-19	11/19/2009	8.2			<5	U		<3.9	U		<3.9	U		<3.9	U		<2.6	U		<2.6	U	
		VMP-16-19-090210	9/2/2010	190			<19	U		<15	U		<15	U		<15	U		<10	U		<10	U	
		VMP-16-19-112910	11/29/2010	170			<41	U		<32	U		<32	U		<32	U		<22	U		<22	U	
		VMP-16-19-021611	2/16/2011	80			<9.9	U		<7.8	U		<7.8	U		<7.8	U		<5.2	U		<5.2	U	
		VMP-16-19-042711	4/27/2011	64			<10	U		<7.9	U		<7.9	U		<7.9	U		<5.3	U		<5.3	U	
		VMP-16-19-042711-Dup	4/27/2011	64			<9.9	U		<7.8	U		<7.8	U		<7.8	U		<5.2	U		<5.2	U	
	31 ft	VMP-16-31	11/19/2009	15		J	<7.4	U		<5.8	U		<5.8	U		<5.8	U		<3.9	U		<3.9	U	
		VMP-16-31-D	11/19/2009	<3.3	U	UJ	<7.4	U		<5.8	U		<5.8	U		<5.8	U		<3.9	U		<3.9	U	
		VMP-16-31-090310	9/3/2010	0.049			<0.011	U		<0.0087	U		<0.0087	U		<0.0087	U		<0.0058	U		<0.0058	U	
		VMP-16-31-112910	11/29/2010	170			<42	U		<33	U		<33	U		<33	U		<22	U		<22	U	
VMP-17	5 ft	VMP-17-5	6/21/2010	0.36			<0.011	U		<0.008	U		<0.008	U		<0.008	U		<0.005	U		<0.005	U	
		VMP-17-5-Dup	6/21/2010	0.32			<0.012	U		<0.009	U		<0.009	U		<0.009	U		<0.006	U		<0.006	U	
		VMP-17-5-090110	9/1/2010	0.02			<0.01	U		0.002	J		<0.0081	U		<0.0081	U		<0.0054	U		<0.0054	U	
		VMP-17-5-112210	11/22/2010	<0.0046	U		<0.01	U		<0.0081	U		<0.0081	U		<0.0081	U		<0.0054	U		<0.0054	U	
		VMP-17-5-020711	2/7/2011	0.029			<0.0097	U		<0.0076	J	U	<0.0076	J	U	<0.0076	J	U	<0.0051	U		<0.0051	U	
		VMP-17-5-040611	4/6/2011	0.034			<0.039	U		<0.03	U		<0.03	U		<0.03	U		<0.02	U		<0.02	U	
		VMP-17-5-080111	8/1/2011	0.054	J		<0.15	U		<0.12	U		<0.12	U		<0.12	U		<0.078	U		<0.078	U	
		VMP-17-5-110711	11/7/2011	<0.0029	U		<0.0066	U		<0.0051	U		<0.0051	J	U	<0.0051	J	U	<0.0035	U		<0.0035	U	
		VMP-17-5-012612	1/26/2012	<0.0031	U		<0.0069	U		<0.0054	U		<0.0054	U		<0.0054	U		<0.0036	U		<0.0036	U	
VMP-25	5 ft	VMP-25-5-031511	3/15/2011	6			<0.093	U		<0.073	U		<0.073	U		<0.073	U		<0.049	U		<0.049	U	
		VMP-25-5-040811	4/8/2011	0.12			<0.042	U		<0.033	J	U	<0.033	U		<0.033	U		<0.022	U		<0.022	U	
		VMP-25-5-080911	8/9/2011	0.039			<0.009	J	U	<0.007	J	U	<0.007	J	U	<0.007	J	U	<0.0047	U		0.0022	J	
		VMP-25-5-111711	11/17/2011	<0.0029	U		<0.0064	U		<0.005	U		<0.005	U		<0.005	U		<0.0034	U		<0.0034	U	
		VMP-25-5-013112	1/31/2012	0.25			<0.047	U		<0.037	U		<0.037	U		<0.037	U		<0.025	U		<0.025	U	
	21 ft	VMP-25-21-031511	3/15/2011	1400		J	<18	U		<14	U		<14	U		<14	U		<9.6	U		<9.6	U	
		VMP-25-21-031511-Dup	3/15/2011	2200		J	<23	U		<18	U		<18	U		<18	U		<12	U		<12	U	
		VMP-25-21-040811	4/8/2011	1800			<190	U		22	J		<150	U		<150	U		<100	U		<100	U	
		VMP-25-21-040811-Dup	4/8/2011	1700			<200	U		<150	U		<150	U		<150	U		<100	U		<100	U	
		VMP-25-21-080911	8/9/2011	<28	U		<63	U		<50	U		<50	U		<50	U		<33	U		<33	U	
		VMP-25-21-111711	11/17/2011	860			<86	U		<68	U		<68	U		<68	U		<46	U		<46	U	
		VMP-25-21-111711-Dup	11/17/2011	800			<130	U		<100	U		<100	U		<100	U		<67	U		<67	U	
		VMP-25-21-013112	1/31/2012	1400			<45	U		<35	U		<35	U		<35	U		<24	U		<24	U	
		VMP-25-21-013112-Dup	2/1/2012	1600			<42	U		<33	U		<33	U		<33	U		<22	U		<22	U	

Notes

Lab Qualifiers

J = Estimated value; results between the MDL and RL

U = Compound analyzed for but not detected above the RL

URS Qualifiers

J = Estimated detection

UJ = Estimated non-detect

U = Non-detect due to blank contamination

= Values highlighted in light gray reflect results from pre

= Denotes constitute above screening criteria

TABLE 4 CUMULATIVE SUMMARY OF SOIL VAPOR ANALYTICAL DETECTIONS AND SCREENING RESULTS:PUBLIC WORKS YARD AND WRR - VOCS

				1,1-Dichloroethene			cis-1,2-Dichloroethene			Dichlorodifluoromethane			Dichloromethane (Methylene chloride)			1,2-Dichloropropane			trans-1,3-Dichloropropene			1,4-Dioxane		
Screening Critiera (mg/m^3)				1,600			1,100,000						45			0.46			6.2			2.3		
Location	Depth	Sample ID	Sample Date	Result (mg/m^3)	Lab Qualifier	URS Qualifier	Result (mg/m^3)	Lab Qualifier	URS Qualifier	Result (mg/m^3)	Lab Qualifier	URS Qualifier	Result (mg/m^3)	Lab Qualifier	URS Qualifier	Result (mg/m^3)	Lab Qualifier	URS Qualifier	Result (mg/m^3)	Lab Qualifier	URS Qualifier	Result (mg/m^3)	Lab Qualifier	URS Qualifier
VMP-16	5 ft	VMP-16-5	11/20/2009	<0.067	U		<0.067	U		<0.083	U		<0.058	U		<0.078	U		<0.076	U		<0.24	U	
		VMP-16-5-090210	9/2/2010	<9.4	U		<9.4	U		<12	U		<8.3	U		<11	U		<11	U		<34	U	
		VMP-16-5-112910	11/29/2010	<4.3	U		<4.3	U		<5.4	U		<3.8	U		<5	U		<4.9	U		<16	U	
		VMP-16-5-021511	2/15/2011	<2.6	U		<2.6	U		<3.3	U		<2.3	U		<3	U		<3	U		<9.5	U	
		VMP-16-5-042211	4/22/2011	<3.5	U		<3.5	U		<4.4	U		<3	U		<4.1	U		<4	U		<13	U	
		VMP-16-5-080511	8/5/2011	<1.1	U		<1.1	U		<1.4	U		<0.98	U		<1.3	U		<1.3	U		<4	U	
	13.5 ft	VMP-16-13.5	11/19/2009	<0.3	U		<0.3	U		<0.37	U		<0.26	U		<0.34	U		<0.34	U		<1.1	U	
		VMP-16-13.5-090210	9/2/2010	<9.8	U		<9.8	U		<12	U		2.1	J		<11	U		<11	U		<36	U	
		VMP-16-13.5-090210-Dup	9/2/2010	<9.8	U		<9.8	U		<12	U		<8.6	U		<11	U		<11	U		<36	U	
		VMP-16-13.5-112910	11/29/2010	<28	U		<28	U		<35	U		<24	U		<32	U		<32	U		<100	U	
		VMP-16-13.5-021611	2/16/2011	<5.3	U		<5.3	U		<6.6	U		<4.7	U		<6.2	U		<6.1	U		<19	U	
		VMP-16-13.5-021611-Dup	2/16/2011	<5.2	U		<5.2	U		<6.5	U		<4.6	U		<6.1	U		<6	U		<19	U	
		VMP-16-13.5-042211	4/22/2011	<5.6	U		<5.6	U		<7	U		<4.9	U		<6.6	U		<6.4	U		<20	U	
		VMP-16-13.5-080511	8/5/2011	<0.55	U	UJ	<0.55	U	UJ	<0.68	U	UJ	<0.48	U	UJ	<0.64	U	UJ	<0.63	U	UJ	<2	U	UJ
	19 ft	VMP-16-19	11/19/2009	<2.6	U		<2.6	U		<3.2	U		<2.2	U		<3	U		<2.9	U		<9.3	U	
		VMP-16-19-090210	9/2/2010	<9.8	U		<9.8	U		<12	U		<8.6	U		<11	U		<11	U		<36	U	
		VMP-16-19-112910	11/29/2010	<21	U		<21	U		<27	U		<19	U		<25	U		<24	U		<78	U	
		VMP-16-19-021611	2/16/2011	<5.1	U		<5.1	U		<6.4	U		<4.5	U		<6	U		<5.8	U		<18	U	
		VMP-16-19-042711	4/27/2011	<5.2	U		<5.2	U		<6.5	U		1	J		<6.1	U		<6	U		<19	U	
		VMP-16-19-042711-Dup	4/27/2011	<5.1	U		<5.1	U		<6.4	U		0.54	J		<6	U		<5.8	U		<18	U	
	31 ft	VMP-16-31	11/19/2009	<3.8	U		<3.8	U		<4.8	U		<3.4	U		<4.5	U		<4.4	U		<14	U	
		VMP-16-31-D	11/19/2009	<3.8	U		<3.8	U		<4.8	U		<3.4	U		<4.5	U		<4.4	U		<14	U	
		VMP-16-31-090310	9/3/2010	<0.0057	U		<0.0057	U		0.0018	J		<0.005	U		<0.0067	U		<0.0066	U		<0.021	U	
		VMP-16-31-112910	11/29/2010	<22	U		<22	U		<27	U		<19	U		<25	U		<25	U		<78	U	
VMP-17	5 ft	VMP-17-5	6/21/2010	<0.005	U		<0.005	U		0.0022	J		<0.005	U		<0.006	U		<0.006	U		<0.021	U	
		VMP-17-5-Dup	6/21/2010	<0.005	U		<0.005	U		0.002	J		<0.005	U		<0.006	U		<0.006	U		<0.022	U	
		VMP-17-5-090110	9/1/2010	<0.0053	U		<0.0053	U		0.0026	J		<0.0047	U		<0.0062	U		<0.0061	U		0.0033	J	
		VMP-17-5-112210	11/22/2010	<0.0053	U		<0.0053	U		0.0022	J		<0.0047	U		<0.0062	U		<0.0061	U		0.0036	J	
		VMP-17-5-020711	2/7/2011	<0.005	U		<0.005	U		0.0013	J		0.001	J		<0.0058	U		<0.0057	U		0.0034	J	
		VMP-17-5-040611	4/6/2011	<0.02	U		<0.02	U		<0.025	U		<0.018	U		<0.023	U		<0.023	U		<0.073	U	
		VMP-17-5-080111	8/1/2011	<0.076	U		<0.076	U		<0.095	U		<0.067	U		<0.089	U		<0.087	U		<0.28	U	
		VMP-17-5-110711	11/7/2011	<0.0034	U		<0.0034	U		0.0018	J		<0.003	J	U	<0.004	U		<0.0039	U		<0.012	U	
		VMP-17-5-012612	1/26/2012	<0.0035	U		0.0092			0.0022	J		0.0011	J		<0.0041	U		<0.0041	U		<0.013	U	
VMP-25	5 ft	VMP-25-5-031511	3/15/2011	<0.048	U		<0.048	U		<0.06	U		<0.042	U		<0.056	U		<0.055	U		<0.17	U	
		VMP-25-5-040811	4/8/2011	<0.022	U		<0.022	U		<0.027	U		0.0095	J		<0.025	U		<0.025	U		<0.079	U	
		VMP-25-5-080911	8/9/2011	<0.0046	U		<0.0046	U		0.0025	J		0.026			0.0029	J		<0.0053	J	U	<0.017	U	
		VMP-25-5-111711	11/17/2011	<0.0033	U		<0.0033	U		0.0014	J	J	0.001	J		<0.0039	U		<0.0038	U		<0.012	U	
		VMP-25-5-013112	1/31/2012	<0.024	U		<0.024	U		<0.03	U		<0.021	U		<0.028	U		<0.028	U		<0.088	U	
	21 ft	VMP-25-21-031511	3/15/2011	<9.4	U		<9.4	U		<12	U		2.7	J		<11	U		<11	U		<34	U	
		VMP-25-21-031511-Dup	3/15/2011	<12	U		<12	U		<15	U		<10	U		<14	U		<14	U		<44	U	
		VMP-25-21-040811	4/8/2011	<100	U		<100	U		<120	U		<88	U		<120	U		<110	U		<360	U	
		VMP-25-21-040811-Dup	4/8/2011	<100	U		<100	U		<130	U		<88	U		<120	U		<120	U		<370	U	
		VMP-25-21-080911	8/9/2011	22	J		11	J		<41	U		<29	U		<38	U		<37	U		<120	U	
		VMP-25-21-111711	11/17/2011	<45	U		<45	U		<56	U	UJ	15	J		<52	U		<51	U		<160	U	
		VMP-25-21-111711-Dup	11/17/2011	<66	U		<66	U		<82	U	UJ	18	J		<77	U		<75	U		<240	U	
		VMP-25-21-013112	1/31/2012	<23	U		<23	U		<29	U		<20	U		<27	U		<26	U		<84	U	
		VMP-25-21-013112-Dup	2/1/2012	<22	U		<22	U		<27	U		<19	U		<25	U		<25	U		<78	U	

Notes

Lab Qualifiers

J = Estimated value; results between the MDL and RL

U = Compound analyzed for but not detected above the RL

URS Qualifiers

J = Estimated detection

UJ = Estimated non-detect

U = Non-detect due to blank contamination

= Values highlighted in light gray reflect results from pre

= Denotes constitute above screening criteria

See last page of table for notes.

TABLE 4 CUMULATIVE SUMMARY OF SOIL VAPOR ANALYTICAL DETECTIONS AND SCREENING RESULTS:PUBLIC WORKS YARD AND WRR - VOCS

				Ethanol			Ethylbenzene			4-Ethyltoluene			Freon 113			Heptane			Hexachlorobutadiene			Hexane		
Screening Critiera (mg/m^3)							8,300																	
Location	Depth	Sample ID	Sample Date	Result (mg/m^3)	Lab Qualifier	URS Qualifier	Result (mg/m^3)	Lab Qualifier	URS Qualifier	Result (mg/m^3)	Lab Qualifier	URS Qualifier	Result (mg/m^3)	Lab Qualifier	URS Qualifier	Result (mg/m^3)	Lab Qualifier	URS Qualifier	Result (mg/m^3)	Lab Qualifier	URS Qualifier	Result (mg/m^3)	Lab Qualifier	URS Qualifier
VMP-16	5 ft	VMP-16-5	11/20/2009	<0.13	U		<0.073	U		<0.083	U		<0.13	U		<0.069	U		<0.72	U		<0.059	U	
		VMP-16-5-090210	9/2/2010	<18	U		12			2.5	J		<18	U		14			<100	U		6.3	J	
		VMP-16-5-112910	11/29/2010	<8.2	U		7.5		J	<5.4	U		<8.4	U		<4.5	U		<46	U		<3.8	U	
		VMP-16-5-021511	2/15/2011	<5	U		<2.9	U		<3.2	U		<5	U		<2.7	U		<28	U		45		J
		VMP-16-5-042211	4/22/2011	<6.6	U		<3.8	U		<4.3	U		<6.7	U		<3.6	U		<38	U		4.8		
		VMP-16-5-080511	8/5/2011	<2.1	U		<1.2	U		<1.4	U		<2.2	U		<1.2	U		<12	U		1.4		
	13.5 ft	VMP-16-13.5	11/19/2009	<0.56	U		<0.32	U		<0.37	U		<0.57	U		<0.3	U		<3.2	U		<0.26	U	
		VMP-16-13.5-090210	9/2/2010	<19	U		15			3.4	J		<19	U		13			<100	U		6.6	J	J
		VMP-16-13.5-090210-Dup	9/2/2010	<19	U		15			2.9	J		<19	U		12			<100	U		9.7		J
		VMP-16-13.5-112910	11/29/2010	<53	U		9.9	J		<34	U		<54	U		<29	U		<300	U		<25	U	
		VMP-16-13.5-021611	2/16/2011	<10	U		<5.8	U		<6.6	U		<10	U		<5.5	U		<57	U		12		
		VMP-16-13.5-021611-Dup	2/16/2011	<9.9	U		<5.7	U		<6.5	U		<10	U		<5.4	U		<56	U		10		
		VMP-16-13.5-042211	4/22/2011	<11	U		<6.2	U		<7	U		<11	U		<5.8	U		<60	U		5		
		VMP-16-13.5-080511	8/5/2011	<1	U	UJ	<0.6	U	UJ	<0.68	U	UJ	<1	U	UJ	<0.56	U	UJ	<5.9	U	UJ	5.8		J
	19 ft	VMP-16-19	11/19/2009	<4.9	U		<2.8	U		<3.2	U		<4.9	U		<2.6	U		<28	U		<2.3	U	
		VMP-16-19-090210	9/2/2010	<19	U		23			3.2	J		<19	U		14			<100	U		7.5	J	
		VMP-16-19-112910	11/29/2010	<41	U		14	J		<26	U		<41	U		<22	U		<230	U		<19	U	
		VMP-16-19-021611	2/16/2011	<9.7	U		<5.6	U		<6.3	U		<9.9	U		<5.3	U		<55	U		7.4		
		VMP-16-19-042711	4/27/2011	<9.9	U		<5.7	U		<6.5	U		<10	U		<5.4	U		<56	U		1.8	J	
		VMP-16-19-042711-Dup	4/27/2011	<9.7	U		<5.6	U		<6.3	U		<9.9	U		<5.3	U		<55	U		1.7	J	
	31 ft	VMP-16-31	11/19/2009	<7.3	U		<4.2	U		<4.8	U		<7.4	U		<4	U		<41	U		<3.4	U	
		VMP-16-31-D	11/19/2009	<7.3	U		<4.2	U		<4.8	U		<7.4	U		<4	U		<41	U		<3.4	U	
		VMP-16-31-090310	9/3/2010	0.014			0.002	J		<0.0071	U		<0.011	U		<0.0059	U		<0.062	U		0.0028	J	
		VMP-16-31-112910	11/29/2010	<41	U		15	J		<27	U		<42	U		<22	U		<230	U		<19	U	
VMP-17	5 ft	VMP-17-5	6/21/2010	<0.011	U		<0.006	U		<0.007	U		<0.011	U		0.023			<0.062	U		0.41		
		VMP-17-5-Dup	6/21/2010	<0.011	U		<0.006	U		<0.007	U		<0.011	U		0.019			<0.064	U		0.35		
		VMP-17-5-090110	9/1/2010	0.022			0.0039	J	J	<0.0066	U		<0.01	U	U	0.043			<0.057	U	UJ	0.088		
		VMP-17-5-112210	11/22/2010	0.011			<0.0058	U		<0.0066	U		<0.01	U		<0.0055	U		<0.057	U		0.0013	J	
		VMP-17-5-020711	2/7/2011	<0.0095	U		<0.0055	U		<0.0062	U		<0.0096	U		0.016			<0.054	U		0.02		
		VMP-17-5-040611	4/6/2011	<0.038	U		<0.022	U		<0.025	U		<0.039	U		0.025			<0.22	U		0.11		
		VMP-17-5-080111	8/1/2011	0.17			<0.084	U		<0.095	U		<0.15	U		0.028	J		<0.82	U		0.24		
		VMP-17-5-110711	11/7/2011	0.044			<0.0037	U		<0.0042	J	U	<0.0066	U		0.0009	J		<0.036	U		0.00088	J	
		VMP-17-5-012612	1/26/2012	0.0099			0.0012	J		<0.0044	U		<0.0068	U		<0.0037	U		<0.038	U		0.00056	J	
VMP-25	5 ft	VMP-25-5-031511	3/15/2011	<0.091	U		0.07			0.12			<0.093	U		0.6			<0.52	U		1.3		
		VMP-25-5-040811	4/8/2011	0.033	J		<0.024	U		<0.027	U		<0.042	U		<0.022	U		<0.23	U		0.093		
		VMP-25-5-080911	8/9/2011	0.1			0.01			<0.0057	J	U	<0.0089	U		0.034			<0.05	U		0.1		
		VMP-25-5-111711	11/17/2011	0.0071			<0.0036	U		<0.0041	U		<0.0064	U		<0.0034	U		<0.036	U		<0.003	U	
		VMP-25-5-013112	1/31/2012	<0.046	U		0.0044	J		<0.03	U		<0.047	U		0.072			<0.26	U		0.41		
	21 ft	VMP-25-21-031511	3/15/2011	12	J		11			1.7	J		<18	U		420		J	<100	U		1700		J
		VMP-25-21-031511-Dup	3/15/2011	14	J		11	J		<15	U		<23	U		650		J	<130	U		2700		J
		VMP-25-21-040811	4/8/2011	<190	U		<110	U		<120	U		<190	U		480			<1100	U		2100		
		VMP-25-21-040811-Dup	4/8/2011	<190	U		<110	U		<120	U		<200	U		510			<1100	U		2100		
		VMP-25-21-080911	8/9/2011	<62	U		210			190			<63	U		700			<350	U		2800		
		VMP-25-21-111711	11/17/2011	<85	U		<49	U		<55	U		<86	U		120			<480	U		840		
		VMP-25-21-111711-Dup	11/17/2011	<120	U		<72	U		<82	U		<130	U		110			<710	U		800		
		VMP-25-21-013112	1/31/2012	<44	U		<25	U		<29	U		<45	U		310			<250	U		1700		
		VMP-25-21-013112-Dup	2/1/2012	<41	U		<24	U		<27	U		<42	U		370			<230	U		1900		

Notes

Lab Qualifiers

J = Estimated value; results between the MDL and RL

U = Compound analyzed for but not detected above the RL

URS Qualifiers

J = Estimated detection

UJ = Estimated non-detect

U = Non-detect due to blank contamination

= Values highlighted in light gray reflect results from pre

= Denotes constitute above screening criteria

TABLE 4 CUMULATIVE SUMMARY OF SOIL VAPOR ANALYTICAL DETECTIONS AND SCREENING RESULTS:PUBLIC WORKS YARD AND WRR - VOCS

				2-Hexanone (Methyl N-Butyl Ketone)			Isopentane			Isopropylbenzene (Cumene)			4-Methyl-2-pentanone (Methyl Isobutyl Ketone)			Methyl tert-Butyl Ether (MTBE)			2-Propanol			n-Propylbenzene		
Screening Critiera (mg/m^3)										3,500						23,000								
Location	Depth	Sample ID	Sample Date	Result (mg/m^3)	Lab Qualifier	URS Qualifier	Result (mg/m^3)	Lab Qualifier	URS Qualifier	Result (mg/m^3)	Lab Qualifier	URS Qualifier	Result (mg/m^3)	Lab Qualifier	URS Qualifier	Result (mg/m^3)	Lab Qualifier	URS Qualifier	Result (mg/m^3)	Lab Qualifier	URS Qualifier	Result (mg/m^3)	Lab Qualifier	URS Qualifier
VMP-16	5 ft	VMP-16-5	11/20/2009	<0.28	U					<0.083	U		<0.069	U		<0.061	U		<0.16	U		<0.083	U	
		VMP-16-5-090210	9/2/2010	<39	U					14			<9.7	U		2.7	J		<23	U		20		
		VMP-16-5-112910	11/29/2010	<18	U					4.2	J	J	<4.5	U		1.2	J	J	<11	U		4.4	J	J
		VMP-16-5-021511	2/15/2011	<11	U					<3.2	U		<2.7	U		<2.4	U		<6.5	U		1.4	J	J
		VMP-16-5-042211	4/22/2011	<36	U		4800			<4.3	U		<36	U		1.9	J		<8.6	U		<4.3	U	
		VMP-16-5-080511	8/5/2011	<4.6	U		760			<1.4	U		<1.2	U		0.29	J		<2.8	U		<1.4	U	
	13.5 ft	VMP-16-13.5	11/19/2009	<1.2	U					<0.37	U		<0.3	U		<0.27	U		<0.73	U		<0.37	U	
		VMP-16-13.5-090210	9/2/2010	<40	U					15			<10	U		2.9	J		<24	U		24		
		VMP-16-13.5-090210-Dup	9/2/2010	<40	U					16			<10	U		3.1	J		<24	U		23		
		VMP-16-13.5-112910	11/29/2010	<110	U					<34	U		<29	U		<25	U		<69	U		<34	U	
		VMP-16-13.5-021611	2/16/2011	<22	U					<6.6	U		<5.5	U		<4.8	U		<13	U		<6.6	U	
		VMP-16-13.5-021611-Dup	2/16/2011	<22	U					<6.5	U		<5.4	U		<4.8	U		<13	U		<6.5	U	
		VMP-16-13.5-042211	4/22/2011	<58	U		4800			<7	U		<58	U		2.6	J		<14	U		<7	U	
		VMP-16-13.5-080511	8/5/2011	<2.3	U	UJ	190		J	<0.68	U	UJ	<0.56	U	UJ	0.29	J	J	<1.4	U	UJ	<0.68	U	UJ
	19 ft	VMP-16-19	11/19/2009	<10	U					<3.2	U		<2.6	U		<2.3	U		<6.3	U		<3.2	U	
		VMP-16-19-090210	9/2/2010	<40	U					24			<10	U		3.1	J		<24	U		35		
		VMP-16-19-112910	11/29/2010	<88	U					9.4	J		<22	U		<19	U		<53	U		12	J	
		VMP-16-19-021611	2/16/2011	<21	U					<6.3	U		<5.3	U		<4.6	U		<13	U		<6.3	U	
		VMP-16-19-042711	4/27/2011	<54	U		2800			<6.5	U		<54	U		1.2	J		<13	U		<6.5	U	
		VMP-16-19-042711-Dup	4/27/2011	<53	U		2800			<6.3	U		<53	U		1.3	J		<13	U		<6.3	U	
	31 ft	VMP-16-31	11/19/2009	<16	U					<4.8	U		<4	U		<3.5	U		<9.5	U		<4.8	U	
		VMP-16-31-D	11/19/2009	<16	U					<4.8	U		<4	U		<3.5	U		<9.5	U		<4.8	U	
		VMP-16-31-090310	9/3/2010	<0.024	U					0.0037	J		<0.0059	U		0.014			0.041			0.0047	J	
		VMP-16-31-112910	11/29/2010	<89	U					12	J		<22	U		<20	U		<54	U		14	J	
VMP-17	5 ft	VMP-17-5	6/21/2010	<0.024	U					<0.007	U		<0.006	U		<0.005	U		2.1	E	J	<0.007	U	
		VMP-17-5-Dup	6/21/2010	<0.024	U					<0.007	U		<0.006	U		<0.005	U		1.6	E	J	<0.007	U	
		VMP-17-5-090110	9/1/2010	<0.022	U					<0.0066	U		<0.0055	U		<0.0048	U		0.027			<0.0066	U	
		VMP-17-5-112210	11/22/2010	<0.022	U					<0.0066	U		<0.0055	U		<0.0048	U		0.022			<0.0066	U	
		VMP-17-5-020711	2/7/2011	<0.021	U					<0.0062	U		<0.0052	U		<0.0045	U		0.004	J		<0.0062	J	U
		VMP-17-5-040611	4/6/2011	<0.083	U		0.18			<0.025	U		<0.021	U		<0.018	U		<0.05	U		<0.025	U	
		VMP-17-5-080111	8/1/2011	<0.32	U		12			0.035	J		0.088			<0.069	U		<0.19	U		<0.095	U	
		VMP-17-5-110711	11/7/2011	0.00053	J		0.0054	J		0.0017	J		0.012			<0.0031	U		0.011			<0.0042	U	
		VMP-17-5-012612	1/26/2012	<0.015	U		0.0026	J		0.0056			0.039			<0.0032	U		0.039			<0.0044	U	
VMP-25	5 ft	VMP-25-5-031511	3/15/2011	<0.2	U					0.28			<0.05	U		<0.044	U		<0.12	U		0.46		
		VMP-25-5-040811	4/8/2011	<0.09	U		0.27			<0.027	U		<0.022	U		0.019	J		<0.054	U		<0.027	U	
		VMP-25-5-080911	8/9/2011	<0.019	U		0.53			0.0083			0.039			0.0023	J		0.12			<0.0057	J	U
		VMP-25-5-111711	11/17/2011	<0.014	U		0.0036	J		0.00079	J		0.0037			<0.003	U		0.0024	J		<0.0041	U	
		VMP-25-5-013112	1/31/2012	<0.1	U		6.3			0.0054	J		0.082			<0.022	U		0.026	J		<0.03	U	
	21 ft	VMP-25-21-031511	3/15/2011	<39	U					4.3	J		<9.7	U		<8.5	U		15	J		6.7	J	
		VMP-25-21-031511-Dup	3/15/2011	<50	U					6.7	J		<12	U		<11	U		27	J		9.3	J	
		VMP-25-21-040811	4/8/2011	<410	U		23000			<120	U		<100	U		<91	U		38	J		17	J	
		VMP-25-21-040811-Dup	4/8/2011	<420	U		23000			<120	U		<100	U		<92	U		<250	U		<120	U	
		VMP-25-21-080911	8/9/2011	<140	U		19000			9.7	J		<34	U		<30	U		<81	U		36	J	
		VMP-25-21-111711	11/17/2011	<180	U		14000			<55	U		<46	U		<40	U		<110	U		<55	U	
		VMP-25-21-111711-Dup	11/17/2011	<270	U		14000			<82	U		<68	U		<60	U		<160	U		<82	U	
		VMP-25-21-013112	1/31/2012	<96	U		20000			<29	U		<24	U		<21	U		<58	U		<29	U	
		VMP-25-21-013112-Dup	2/1/2012	<89	U		22000			<27	U		<22	U		<20	U		<54	U		<27	U	

Notes

Lab Qualifiers

J = Estimated value; results between the MDL and RL

U = Compound analyzed for but not detected above the RL

URS Qualifiers

J = Estimated detection

UJ = Estimated non-detect

U = Non-detect due to blank contamination

= Values highlighted in light gray reflect results from pre

= Denotes constitute above screening criteria

See last page of table for notes.

TABLE 4 CUMULATIVE SUMMARY OF SOIL VAPOR ANALYTICAL DETECTIONS AND SCREENING RESULTS:PUBLIC WORKS YARD AND WRR - VOCS

				Styrene			Tetrachloroethene			Tetrahydrofuran			Toluene			1,2,4-Trichlorobenzene			1,1,1-Trichloroethane (Methyl chloroform)			1,1,2-Trichloroethane		
Screening Critiera (mg/m^3)				8,500			4						40,000			50			41,000			170,000		
Location	Depth	Sample ID	Sample Date	Result (mg/m^3)	Lab Qualifier	URS Qualifier	Result (mg/m^3)	Lab Qualifier	URS Qualifier	Result (mg/m^3)	Lab Qualifier	URS Qualifier	Result (mg/m^3)	Lab Qualifier	URS Qualifier	Result (mg/m^3)	Lab Qualifier	URS Qualifier	Result (mg/m^3)	Lab Qualifier	URS Qualifier	Result (mg/m^3)	Lab Qualifier	URS Qualifier
VMP-16	5 ft	VMP-16-5	11/20/2009	<0.072	U		<0.11	U		<0.05	U		0.12			<0.5	U		<0.092	U		<0.092	U	
		VMP-16-5-090210	9/2/2010	<10	U		<16	U		<7	U		<9	U		<71	U		<13	U		<13	U	
		VMP-16-5-112910	11/29/2010	<4.6	U		<7.4	U		<3.2	U		<4.1	U		<32	U		<5.9	U		<5.9	U	
		VMP-16-5-021511	2/15/2011	<2.8	U		<4.5	U		<1.9	U		2.4	J	J	<20	U		<3.6	U		<3.6	U	
		VMP-16-5-042211	4/22/2011	<37	U		<6	U		<2.6	U		<3.3	U		<26	U		<4.8	U		<4.8	U	
		VMP-16-5-080511	8/5/2011	<1.2	U		<1.9	U		<0.83	U		<1	U		<8.3	U		<1.5	U		<1.5	U	
	13.5 ft	VMP-16-13.5	11/19/2009	<0.32	U		<0.5	U		<0.22	U		0.46			<2.2	U		<0.41	U		<0.41	U	
		VMP-16-13.5-090210	9/2/2010	<10	U		<17	U		<7.3	U		1.4	J		<73	U		<13	U		<13	U	
		VMP-16-13.5-090210-Dup	9/2/2010	<10	U		<17	U		<7.3	U		1.6	J		<73	U		<13	U		<13	U	
		VMP-16-13.5-112910	11/29/2010	<30	U		<47	U		<21	U		<26	U		<210	U		<38	U		<38	U	
		VMP-16-13.5-021611	2/16/2011	<5.7	U		<9.1	U		<4	U		<5.1	U		<40	U		<7.3	U		<7.3	U	
		VMP-16-13.5-021611-Dup	2/16/2011	<5.6	U		<9	U		<3.9	U		<5	U		<39	U		<7.2	U		<7.2	U	
		VMP-16-13.5-042211	4/22/2011	<60	U		<9.6	U		<4.2	U		<5.4	U		<42	U		<7.7	U		<7.7	U	
		VMP-16-13.5-080511	8/5/2011	<0.59	U	UJ	<0.94	U	UJ	<0.41	U	UJ	0.12	J	J	<4.1	U	UJ	<0.75	U		<0.75	U	UJ
	19 ft	VMP-16-19	11/19/2009	<2.7	U		<4.4	U		<1.9	U		<2.4	U		<19	U		<3.5	U		<3.5	U	
		VMP-16-19-090210	9/2/2010	<10	U		<17	U		<7.3	U		<9.3	U		<73	U		<13	U		<13	U	
		VMP-16-19-112910	11/29/2010	<23	U		<37	U		<16	U		<20	U		<160	U		<29	U		<29	U	
		VMP-16-19-021611	2/16/2011	<5.5	U		<8.8	U		<3.8	U		<4.9	U		<38	U		<7	U		<7	U	
		VMP-16-19-042711	4/27/2011	<56	U		<9	U		<3.9	U		<5	U		<39	U		<7.2	U		<7.2	U	
		VMP-16-19-042711-Dup	4/27/2011	<55	U		<8.8	U		<3.8	U		<4.9	U		<38	U		<7	U		<7	U	
	31 ft	VMP-16-31	11/19/2009	<4.1	U		<6.6	U		<2.9	U		<3.6	U		<29	U		<5.3	U		<5.3	U	
		VMP-16-31-D	11/19/2009	<4.1	U		<6.6	U		<2.9	U		<3.6	U		<29	U		<5.3	U		<5.3	U	
		VMP-16-31-090310	9/3/2010	<0.0062	U		<0.0098	U		<0.0043	U		0.0016	J		<0.043	U		<0.0079	U		<0.0079	U	
		VMP-16-31-112910	11/29/2010	<23	U		<37	U		<16	U		<20	U		<160	U		<30	U		<30	U	
VMP-17	5 ft	VMP-17-5	6/21/2010	<0.006	U		<0.009	J	U	<0.004	U		0.001	J		<0.043	U		<0.007	U		<0.007	U	
		VMP-17-5-Dup	6/21/2010	<0.006	U		<0.01	J	U	<0.004	U		<0.005	U		<0.044	U		<0.008	U		<0.008	U	
		VMP-17-5-090110	9/1/2010	<0.0057	U		<0.0091	J	U	0.0034	J		0.0078			<0.04	J	UJ	<0.0073	U		<0.0073	U	
		VMP-17-5-112210	11/22/2010	0.0027	J		<0.0091	J	U	<0.004	U		<0.0051	J	U	<0.04	U		<0.0073	U		<0.0073	U	
		VMP-17-5-020711	2/7/2011	<0.0054	U		<0.0085	U		<0.0037	U		0.0021	J		<0.037	J	U	<0.0069	U		<0.0069	U	
		VMP-17-5-040611	4/6/2011	<0.022	U		<0.034	U		<0.015	U		<0.019	U		<0.15	U		<0.028	U		<0.028	U	
		VMP-17-5-080111	8/1/2011	<0.082	U		<0.13	U		<0.057	U		0.052	J		<0.57	U		<0.1	U		<0.1	U	
		VMP-17-5-110711	11/7/2011	<0.0036	U		<0.0058	U		<0.0025	U		0.015			<0.025	U		<0.0047	U		<0.0047	U	
		VMP-17-5-012612	1/26/2012	<0.0038	U		<0.0061	U		<0.0026	U		0.0081			<0.026	U		<0.0049	U		<0.0049	U	
VMP-25	5 ft	VMP-25-5-031511	3/15/2011	<0.052	U		<0.082	U		<0.036	U		0.042	J		<0.36	U	UJ	<0.066	U		<0.066	U	
		VMP-25-5-040811	4/8/2011	<0.023	U		<0.037	U		<0.016	U		0.0071	J		<0.16	U		<0.03	U		<0.03	U	
		VMP-25-5-080911	8/9/2011	0.0052			0.0057	J		<0.0034	U		1			<0.034	J	U	<0.0064	U		<0.0064	U	
		VMP-25-5-111711	11/17/2011	<0.0036	U		<0.0057	U		<0.0025	U		0.0026	J		<0.025	U		<0.0046	U		<0.0046	U	
		VMP-25-5-013112	1/31/2012	<0.026	U		0.0068	J		<0.018	U		0.012	J		<0.18	U		<0.033	U		<0.033	U	
	21 ft	VMP-25-21-031511	3/15/2011	1.4	J		<16	U		<7	U		27			<70	U		<13	U		<13	U	
		VMP-25-21-031511-Dup	3/15/2011	<13	U		<20	U		<8.9	U		16			<90	U		<16	U		<16	U	
		VMP-25-21-040811	4/8/2011	<110	U		<170	U		<74	U		12	J		<750	U		<140	U		<140	U	
		VMP-25-21-040811-Dup	4/8/2011	<110	U		<170	U		<75	U		<96	U		<760	U		<140	U		<140	U	
		VMP-25-21-080911	8/9/2011	<35	U		270			<24	U		1200			<240	U		80			<45	U	
		VMP-25-21-111711	11/17/2011	<48	U		<76	U		<33	U		<42	U		<330	U		<61	U		<61	U	
		VMP-25-21-111711-Dup	11/17/2011	<71	U		<110	U		<49	U		<62	U		<490	U		<90	U		<90	U	
		VMP-25-21-013112	1/31/2012	<25	U		<40	U		<17	U		<22	U		<170	U		<32	U		<32	U	
		VMP-25-21-013112-Dup	2/1/2012	<23	U		<37	U		<16	U		<20	U		<160	U		<30	U		<30	U	

Notes

Lab Qualifiers

J = Estimated value; results between the MDL and RL

U = Compound analyzed for but not detected above the RL

URS Qualifiers

J = Estimated detection

UJ = Estimated non-detect

U = Non-detect due to blank contamination

= Values highlighted in light gray reflect results from pre

= Denotes constitute above screening criteria

See last page of table for notes.

TABLE 4 CUMULATIVE SUMMARY OF SOIL VAPOR ANALYTICAL DETECTIONS AND SCREENING RESULTS:PUBLIC WORKS YARD AND WRR - VOCS

				Trichloroethene			Trichlorofluoromethane			1,2,4-Trimethylbenzene			1,3,5-Trimethylbenzene			2,2,4-Trimethylpentane			m,p-Xylene			o-Xylene		
Screening Critiera (mg/m^3)				12			5,600												820			790		
Location	Depth	Sample ID	Sample Date	Result (mg/m^3)	Lab Qualifier	URS Qualifier	Result (mg/m^3)	Lab Qualifier	URS Qualifier	Result (mg/m^3)	Lab Qualifier	URS Qualifier	Result (mg/m^3)	Lab Qualifier	URS Qualifier	Result (mg/m^3)	Lab Qualifier	URS Qualifier	Result (mg/m^3)	Lab Qualifier	URS Qualifier	Result (mg/m^3)	Lab Qualifier	URS Qualifier
VMP-16	5 ft	VMP-16-5	11/20/2009	<0.09	U		<0.095	U		<0.083	U		<0.083	U		16			<0.073	U		<0.073	U	
		VMP-16-5-090210	9/2/2010	<13	U		<13	U		2.3	J		<12	U		9300			5.4	J		<10	U	
		VMP-16-5-112910	11/29/2010	<5.8	U		<6.1	U		<5.4	U		<5.4	U		7600			2.6	J	J	<4.7	U	
		VMP-16-5-021511	2/15/2011	<3.5	U		<3.7	U		<3.2	U		<3.2	U		5500			0.98	J	J	<2.9	U	
		VMP-16-5-042211	4/22/2011	<4.7	U		<4.9	U		<4.3	U		<4.3	U		7900			1	J		<3.8	U	
		VMP-16-5-080511	8/5/2011	<1.5	U		<1.6	U		<1.4	U		<1.4	U		2100			<1.2	U		<1.2	U	
	13.5 ft	VMP-16-13.5	11/19/2009	<0.4	U		<0.42	U		<0.37	U		<0.37	U		82			<0.32	U		<0.32	U	
		VMP-16-13.5-090210	9/2/2010	<13	U		<14	U		3.6	J		1.7	J		8200			6.6	J		<11	U	
		VMP-16-13.5-090210-Dup	9/2/2010	<13	U		<14	U		3	J		<12	U		8000			6.1	J		<11	U	
		VMP-16-13.5-112910	11/29/2010	<38	U		<39	U		<34	U		<34	U		11000			<30	U		<30	U	
		VMP-16-13.5-021611	2/16/2011	<7.2	U		<7.6	U		<6.6	U		<6.6	U		5600			<5.8	U		<5.8	U	
		VMP-16-13.5-021611-Dup	2/16/2011	<7.1	U		<7.4	U		<6.5	U		<6.5	U		6100			<5.7	U		<5.7	U	
		VMP-16-13.5-042211	4/22/2011	<7.6	U		<8	U		<7	U		<7	U		7600			<6.2	U		<6.2	U	
		VMP-16-13.5-080511	8/5/2011	<0.74	U	UJ	<0.78	U	UJ	<0.68	U	UJ	<0.68	U	UJ	610		J	<0.6	U	UJ	<0.6	U	UJ
	19 ft	VMP-16-19	11/19/2009	<3.5	U		<3.6	U		<3.2	U		<3.2	U		910			<2.8	U		<2.8	U	
		VMP-16-19-090210	9/2/2010	<13	U		<14	U		3.8	J		<12	U		10000			8.2	J		<11	U	
		VMP-16-19-112910	11/29/2010	<29	U		<30	U		<26	U		<26	U		10000			<23	U		<23	U	
		VMP-16-19-021611	2/16/2011	<6.9	U		<7.2	U		<6.3	U		<6.3	U		5900			<5.6	U		<5.6	U	
		VMP-16-19-042711	4/27/2011	3.3	J		<7.4	U		<6.5	U		<6.5	U		5100			<5.7	U		<5.7	U	
		VMP-16-19-042711-Dup	4/27/2011	<6.9	U		<7.2	U		<6.3	U		<6.3	U		5000			<5.6	U		<5.6	U	
	31 ft	VMP-16-31	11/19/2009	<5.2	U		<5.4	U		<4.8	U		<4.8	U		2400	E	J	<4.2	U		<4.2	U	
		VMP-16-31-D	11/19/2009	<5.2	U		<5.4	U		<4.8	U		<4.8	U		2300	E	J	<4.2	U		<4.2	U	
		VMP-16-31-090310	9/3/2010	<0.0078	U		0.0013	J		0.0028	J		0.0027	J		7.4			0.0024	J		<0.0063	U	
		VMP-16-31-112910	11/29/2010	<29	U		<31	U		<27	U		<27	U		11000			<24	U		<24	U	
VMP-17	5 ft	VMP-17-5	6/21/2010	<0.007	U		0.0013	J		<0.007	U		<0.007	U		1.2			<0.006	U		<0.006	U	
		VMP-17-5-Dup	6/21/2010	<0.008	U		0.00099	J		<0.007	U		<0.007	U		1			<0.006	U		<0.006	U	
		VMP-17-5-090110	9/1/2010	<0.0072	U		0.0015	J		<0.0066	U		<0.0066	U		0.12	J	J	0.0053	J	J	0.0016	J	J
		VMP-17-5-112210	11/22/2010	<0.0072	U		<0.0076	U		<0.0066	U		<0.0066	U		0.0032	J		<0.0058	J	U	<0.0058	U	
		VMP-17-5-020711	2/7/2011	0.0028	J		0.001	J		<0.0062	U		<0.0062	U		0.083			<0.0055	U		<0.0055	U	
		VMP-17-5-040611	4/6/2011	0.0071	J		<0.028	U		<0.025	U		<0.025	U		0.047			<0.022	U		<0.022	U	
		VMP-17-5-080111	8/1/2011	<0.1	U		<0.11	U		<0.095	U		<0.095	U		0.95			<0.084	U		<0.084	U	
		VMP-17-5-110711	11/7/2011	<0.0046	U		0.0008	J		<0.0042	J	U	<0.0042	U		0.0014	J		<0.0037	J	U	0.00057	J	
		VMP-17-5-012612	1/26/2012	0.019			<0.005	U		<0.0044	U		<0.0044	U		0.0013	J		0.0038	J		0.001	J	
VMP-25	5 ft	VMP-25-5-031511	3/15/2011	<0.065	U		<0.068	U		0.14			0.13			30			0.26			0.15		
		VMP-25-5-040811	4/8/2011	<0.03	U		<0.031	U		<0.027	U		<0.027	U		0.73			<0.024	U		<0.024	U	
		VMP-25-5-080911	8/9/2011	0.0019	J		0.0015	J		0.0041	J		0.0015	J		0.076			0.027			0.0078		
		VMP-25-5-111711	11/17/2011	<0.0045	U		<0.0047	U		<0.0041	U		<0.0041	U		0.0029	J		<0.0036	U		<0.0036	U	
		VMP-25-5-013112	1/31/2012	<0.033	U		<0.034	U		<0.03	U		<0.03	U		1.1			0.0074	J		<0.026	U	
	21 ft	VMP-25-21-031511	3/15/2011	<13	U		<13	U		1.9	J		<12	U		<11	U		18			4.6	J	
		VMP-25-21-031511-Dup	3/15/2011	<16	U		<17	U		<15	U		<15	U		<14	U		18			5.3	J	
		VMP-25-21-040811	4/8/2011	<140	U		<140	U		<120	U		<120	U		<120	U		16	J		<110	U	
		VMP-25-21-040811-Dup	4/8/2011	<140	U		<140	U		<120	U		<120	U		<120	U		14	J		<110	U	
		VMP-25-21-080911	8/9/2011	54			<46	U		190			73			2400			1000			280		
		VMP-25-21-111711	11/17/2011	<60	U		<63	U		<55	U		<55	U		720			<49	U		<49	U	
		VMP-25-21-111711-Dup	11/17/2011	<89	U		<93	U		<82	U		<82	U		680			<72	U		<72	U	
		VMP-25-21-013112	1/31/2012	<31	U		<33	U		<120	U		<29	U		<27	U		<25	U		<25	U	
		VMP-25-21-013112-Dup	2/1/2012	<29	U		<31	U		<110	U		<27	U		<25	U		<24	U		<24	U	

Notes

Lab Qualifiers

J = Estimated value; results between the MDL and RL

U = Compound analyzed for but not detected above the RL

URS Qualifiers

J = Estimated detection

UJ = Estimated non-detect

U = Non-detect due to blank contamination

= Values highlighted in light gray reflect results from pre

= Denotes constitute above screening criteria

See last page of table for notes.

TABLE 5
CUMULATIVE SUMMARY OF SOIL VAPOR ANALYTICAL RESULTS - NATURAL GAS

				Carbon Dioxide			Carbon Monoxide			Ethane			Ethene			Helium			Methane			Nitrogen			Oxygen		
Location	Depth	Sample ID	Sample Date	Result (%)	Lab Qualifier	URS Qualifier	Result (%)	Lab Qualifier	URS Qualifier	Result (%)	Lab Qualifier	URS Qualifier	Result (%)	Lab Qualifier	URS Qualifier	Result (%)	Lab Qualifier	URS Qualifier	Result (%)	Lab Qualifier	URS Qualifier	Result (%)	Lab Qualifier	URS Qualifier	Result (%)	Lab Qualifier	URS Qualifier
VMP-1	5 ft	VMP-1-5	11/2/2009	4.5			<0.024	U		<0.0024	U		<0.0024	U		1.6			1.4			81			11		
		VMP-1-5-082510	8/25/2010	3			<0.026	U		<0.0026	U		<0.0026	U		0.95			0.0032			79			17		
		VMP-1-5-111710	11/17/2010	1			<0.026	U		<0.0026	U		<0.0026	U		3.3			0.0013			76			20		
		VMP-1-5-020411	2/4/2011	8			<0.02	U		0.00015	J		<0.002	U		0.036	J		0.26			84			7.5		
		VMP-1-5-041211	4/12/2011	1.8			<0.026	U		<0.0026	U		<0.0026	U		0.54			0.000064	J		78			20		
		VMP-1-5-080111	8/1/2011	7.8			<0.026	U		<0.0026	U		<0.0026	U		0.59			0.00007	J		80			12		
		VMP-1-5-110311	11/3/2011	7.4			<0.018	U		0.00087	J		<0.0018	U		0.017	J		1.7			82			8.5		
		VMP-1-5-013012	1/30/2012	12			<0.018	U		0.00086	J		<0.0018	U		0.026	J		1.4			84			1.7		
	8.5 ft	VMP-1-8.5	11/2/2009	12			<0.023	U		<0.0023	U		<0.0023	U		<0.11	U		1.5			85			1.5		
		VMP-1-8.5-082510	8/25/2010	4.8			<0.026	U		<0.0026	U		<0.0026	U		4.1			0.0032			78			13		
		VMP-1-8.5-111710	11/17/2010	4.8			<0.025	U		<0.0025	U		<0.0025	U		1.9			0.0012			81			12		
		VMP-1-8.5-111710-Dup	11/17/2010	4.6			<0.025	U		<0.0025	U		<0.0025	U		1.9			0.00088			80			13		
		VMP-1-8.5-020411	2/4/2011	11			<0.024	U		0.00031	J		<0.0024	U		0.025	J		0.56			87			1.6		
		VMP-1-8.5-041211	4/12/2011	4.2			<0.026	U		<0.0026	U		<0.0026	U		0.057	J		0.00019	J		83			13		
		VMP-1-8.5-080111	8/1/2011	13			<0.029	U		0.00067	J		<0.0029	U		0.017	J		1.8			84			1.5		
		VMP-1-8.5-080111-Dup	8/1/2011	13			<0.028	U		0.00065	J		<0.0028	U		0.015	J		1.8			83			1.7		
		VMP-1-8.5-110311	11/3/2011	12			<0.016	U		0.002			<0.0016	U		0.0025	J		3.6			81			2.3		
		VMP-1-8.5-013012	1/30/2012	11			<0.018	U		0.00088	J		<0.0018	U		0.0064	J		1.4			84			3.5		
	23.5 ft	VMP-1-23.5	11/2/2009	9.8			<0.024	U		0.0038			<0.0024	U		<0.12	U		7.4			80			1.3		
		VMP-1-23.5-083010	8/30/2010	8.1			<0.027	U		0.0052			<0.0027	U		0.032	J		9.7			78			1.6		
		VMP-1-23.5-111810	11/17/2010	1.6			<0.025	U		<0.0025	U		<0.0025	U		0.86			0.000052	J		78			19		
		VMP-1-23.5-020411	2/4/2011	8.9			<0.023	U		0.0052			<0.0023	U		0.016	J		12			76			1.3		
		VMP-1-23.5-041211	4/12/2011	7.4		J	<0.027	U		0.00072	J		<0.0027	U		0.15			2.2		J	88			2.2		J
		VMP-1-23.5-041211-Dup	4/12/2011	10		J	<0.024	U		0.0011	J		<0.0024	U		0.023	J		2.9		J	85			1.6		J
		VMP-1-23.5-080111	8/1/2011	9.3			<0.026	U		0.0057			<0.0026	U		0.16			10			76			2.2		
		VMP-1-23.5-110611	11/6/2011	10			<0.018	U		0.0029			<0.0018	U		0.089	J		7			80			1.5		
		VMP-1-23.5-013112	1/31/2012	9.1			<0.017	U		0.0023			<0.0017	U		<0.084	U		6			80			4.2		
	38.5 ft	VMP-1-38.5	11/2/2009	5.6			<0.022	U		0.017			<0.0022	U		0.23			33			54			1.4		
VMP-2	5 ft	VMP-2-5	11/2/2009	7.8			<0.023	U		<0.0023	U		<0.0023	U		2.4			0.0078			79			11		
		VMP-2-5-083110	8/31/2010	10			<0.027	U		0.00086	J		<0.0027	U		0.039	J		1.6			85			3.2		
		VMP-2-5-111610	11/16/2010	11			<0.026	U		0.0021	J		<0.0026	U		0.32			3.6			80			4.6		
		VMP-2-5-020411	2/4/2011	10			<0.028	U		0.00055	J		<0.0028	U		0.013	J		1.7			85			3.2		
		VMP-2-5-041311	4/13/2011	3.3			<0.028	U		<0.0028	U		<0.0028	U		0.04	J		0.00014	J		79			18		
		VMP-2-5-080211	8/2/2011	12			<0.029	U		0.0018	J		<0.0029	U		0.0082	J		2.7			83			1.5		
		VMP-2-5-110711	11/7/2011	5.3			<0.017	U		<0.0017	U		<0.0017	U		0.019	J		0.000043	J		85			10		
		VMP-2-5-012512	1/25/2012	12			<0.016	U		<0.0016	U		<0.0016	U		<0.078	U		0.62			84			3		
	8.5 ft	VMP-2-8.5	11/3/2009	2.5			<0.02	U		<0.002	U		<0.002	U		1.2			<0.0002	U		78			18		
		VMP-2-8.5-D	11/3/2009	2.7			<0.022	U		<0.0022	U		<0.0022	U		1.3			<0.00022	U		78			18		
		VMP-2-8.5-083110	8/31/2010	11			<0.028	U		0.0025	J		<0.0028	U		0.025	J		4.5			82			1.4		
		VMP-2-8.5-111610	11/16/2010	11			<0.025	U		0.0032			<0.0025	U		0.011	J		6.3			80			1.6		
		VMP-2-8.5-020411	2/4/2011	11			<0.026	U		0.0011	J		<0.0026	U		0.86			3.8			82			1.7		
		VMP-2-8.5-041311	4/13/2011	10			<0.024	U		<0.0024	U		<0.0024	U		0.028	J		0.0027			84			5.4		
		VMP-2-8.5-080211	8/2/2011	9.8			<0.021	U		0.0029			<0.0021	U		0.0091	J		4.8			80			4		
		VMP-2-8.5-110711	11/7/2011	9			<0.017	U		<0.0017	U		<0.0017	U		0.024	J		0.00007	J		85			5.7		
		VMP-2-8.5-012612	1/26/2012	12			<0.016	U		0.00037	J		<0.0016	U		<0.08	U		1.3			85			1.5		J
		VMP-2-8.5-012612-Dup	1/26/2012	12			<0.016	U		0.00034	J		<0.0016	U		<0.08	U		1.2			84			2.5		J
	22 ft	VMP-2-22	11/3/2009	10			<0.022	U		<0.0022	U		<0.0022	U		<0.11	U		0.54			85			4		
		VMP - 2 - 22 - 083110	8/31/2010	10			<0.028	U		0.004			<0.0028	U		0.041	J		8			79			1.4		
		VMP-2-22-111610	11/16/2010	11			<0.026	U		0.0038			<0.0026	U		<0.13	U		8.2			78			1.5		
		VMP-2-22-020411	2/4/2011	11			<0.024	U		0.0016	J		<0.0024	U		0.01	J		5.1			82			1.5		
		VMP-2-22-041311	4/13/2011	11			<0.026	U		0.0013	J		<0.0026	U		0.049	J		4.3			83			1.7		
		VMP-2-22-080211	8/2/2011	9.7			<0.028	U		0.0041			<0.0028	U		0.021	J		8.2			79			1.9		
		VMP-2-22-110711	11/7/2011	3.7			<0.017	U		0.00039	J		<0.0017	U		0.0062	J		1.2			80			15		
		VMP-2-22-012612	1/26/2012	12			<0.016	U		0.00073	J		<0.0016	U		0.033	J		3.1			83			2		
	42 ft	VMP-2-42	11/3/2009	5			<0.022	U		0.02			<0.0022	U		<0.11	U		64			16			0.92		

See last page of table for notes.

TABLE 5
CUMULATIVE SUMMARY OF SOIL VAPOR ANALYTICAL RESULTS - NATURAL GAS

				Carbon Dioxide			Carbon Monoxide			Ethane			Ethene			Helium			Methane			Nitrogen			Oxygen		
Location	Depth	Sample ID	Sample Date	Result (%)	Lab Qualifier	URS Qualifier	Result (%)	Lab Qualifier	URS Qualifier	Result (%)	Lab Qualifier	URS Qualifier	Result (%)	Lab Qualifier	URS Qualifier	Result (%)	Lab Qualifier	URS Qualifier	Result (%)	Lab Qualifier	URS Qualifier	Result (%)	Lab Qualifier	URS Qualifier	Result (%)	Lab Qualifier	URS Qualifier
VMP-3	5 ft	VMP-3-5	11/3/2009	8.5			<0.027	U		<0.0027	U		<0.0027	U		0.18			0.037			86			5		
		VMP-3-5-090910	9/9/2010	12			<0.021	U		0.0018	J		<0.0021	U		0.5			7.5			76			2.7		
		VMP-3-5-112210	11/22/2010	8			<0.027	U		0.0028			<0.0027	U		1.5			10			72			6.9		
		VMP-3-5-020911	2/9/2011	4.2			<0.024	U		0.00094	J		<0.0024	U		0.57			3.9			88			2.6		
		VMP-3-5-041411	4/14/2011	9.8			<0.026	U		0.0053			<0.0026	U		0.48			15			71			1.6		
		VMP-3-5-080211	8/2/2011	13			<0.063	U		<0.0063	U		<0.0063	U		0.025	J		0.00046	J		79			7.8		
		VMP-3-5-110811	11/8/2011	3.1			<0.017	U		<0.0017	U		<0.0017	U		0.003	J		<0.00017	U		80			17		
		VMP-3-5-110811-Dup	11/8/2011	3			<0.018	U		<0.0018	U		<0.0018	U		0.0035	J		0.00003	J		80			17		
		VMP-3-5-012712	1/27/2012	1.9			<0.018	U		<0.0018	U		<0.0018	U		<0.088	U		0.000052	J		84			14		
	10 ft	VMP-3-10	6/21/2010	7.9			<0.03	U		0.01			<0.003	U		<0.15	U		26			60			1.3		
		VMP 3-10-091010	9/10/2010	9.2			<0.024	U		0.012			<0.0024	U		<0.12	U		28			56			1.1		
		VMP-3-10-092010	9/20/2010	8.3			<0.025	U		0.011			<0.0025	U		<0.12	J	U	26			58			2.9		
		VMP-3-10-112210	11/22/2010	8.7			<0.026	U		0.011			<0.0026	U		0.044	J		25			60			1.6		
		VMP-3-10-112210-Dup	11/22/2010	8.3			<0.026	U		0.0098			<0.0026	U		0.018	J		23			61			2.6		
		VMP-3-10-020811	2/8/2011	8.2			<0.023	U		0.0072			<0.0023	U		0.1	J		18			68			1.8		
		VMP-3-10-041311	4/13/2011	8.2			<0.027	U		0.0092			<0.0027	U		0.098	J		22			64			1.2		
		VMP-3-10-080311	8/3/2011	14			<0.021	U		<0.0021	U		<0.0021	U		0.29			0.29			78			6.9		
		VMP-3-10-110811	11/8/2011	5			<0.018	U		<0.0018	U		<0.0018	U		0.051	J		0.0024			85			9.8		
		VMP-3-10-012712	1/27/2012	2			<0.017	U		<0.0017	U		<0.0017	U		<0.084	U		0.0028			81			17		
	22 ft	VMP-3-22	11/4/2009	8.7			<0.023	U		0.012			<0.0023	U		<0.12	U		25			58			1.1		
		VMP-3-22-092010	9/20/2010	8			<0.024	U		0.013			<0.0024	U		<0.12	J	U	<0.00024	U		52			1.1		
		VMP-3-22-112210	11/22/2010	8.2			<0.023	U		0.011			<0.0023	U		0.02	J		28			56			1.3		
		VMP-3-22-020811	2/8/2011	7.9			<0.045	U		0.013			<0.0045	U		0.013	J		25			60			1.6		
		VMP-3-22-041511	4/15/2011	7.8			<0.025	U		0.012			<0.0025	U		0.028	J		29			56			1.2		
		VMP-3-22-080611	8/6/2011	2.4			<0.032	U		<0.0032	U		<0.0032	U		0.13	J		0.83			84			13		
		VMP-3-22-110811	11/8/2011	1			<0.023	U		<0.0023	U		<0.0023	U		<0.12	U		0.0043			78			21		
		VMP-3-22-013012	1/30/2012	6.8			<0.018	U		<0.0018	U		<0.0018	U		0.0072	J		0.0028			82			11		
	31.5 ft	VMP-3-31.5	11/4/2009	5.6			<0.025	U		0.02			<0.0025	U		<0.12	U		43			36			0.77		
		VMP-3-31.5-090910	9/9/2010	4.4			<0.021	U		0.017			<0.0021	U		0.018	J		47			30			1.3		
		VMP-3-31.5-112210	11/22/2010	4.9			<0.026	U		0.017			<0.0026	U		0.024	J		47			32			1.1		
		VMP-3-31.5-020911	2/9/2011	6.4			<0.02	U		0.014			<0.002	U		0.016	J		37			46			2		
		VMP-3-31.5-041411	4/14/2011	5.7			<0.025	U		0.016			<0.0025	U		0.019	J		48			33			0.86		
		VMP-3-31.5-041411-Dup	4/14/2011	5.7			<0.025	U		0.016			<0.0025	U		0.066	J		48			32			1		
		VMP-3-31.5-080211	8/2/2011	4.7			<0.028	U		0.017			<0.0028	U		0.035	J		50			27			0.92		
		VMP-3-31.5-080211-Dup	8/2/2011	4.6			<0.028	U		0.017			<0.0028	U		0.041	J		49			28			1.4		
		VMP-3-31.5-110811	11/8/2011	0.37			<0.018	U		0.00079	J		<0.0018	U		0.02	J		2.1			77			20		
		VMP-3-31.5-012712	1/27/2012	5.9			<0.017	U		0.0026			<0.0017	U		<0.083	U		11			74			6.8		
	39 ft	VMP-3-39	11/4/2009	5.6			<0.025	U		0.021			<0.0025	U		<0.12	U		45			33			0.79		
VMP-4	5 ft	VMP-4-5	11/5/2009	0.69			<0.025	U		<0.0025	U		<0.0025	U		34			0.029			51			14		
		VMP-4-5-082510	8/25/2010	13			<0.029	U		0.0005	J		<0.0029	U		0.026	J		1.7			83			2.1		
		VMP-4-5-112210	11/22/2010	13			<0.027	U		0.0052			<0.0027	U		0.024	J		14			69			1.9		
		VMP-4-5-021411	2/14/2011	4.8			<0.025	U		0.00027	J		<0.0025	U		2.9			0.7			79			12		
		VMP-4-5-041911	4/19/2011	12			<0.026	U		0.0044			<0.0026	U		0.031	J		12			72			1.3		
		VMP-4-5-080311	8/3/2011	11			<0.031	U		<0.0031	U		<0.0031	U		0.012	J		0.01			80			8.4		
		VMP-4-5-110911	11/9/2011	0.056			<0.022	U		<0.0022	U		<0.0022	U		0.077	J		0.0002	J		78			22		
		VMP-4-5-013012	1/30/2012	9.5			<0.018	U		<0.0018	U		<0.0018	U		0.058	J		0.00071			88			1.9		
	12 ft	VMP-4-12	11/5/2009	9.6			<0.025	U		<0.0025	U		<0.0025	U		0.26			2.2			84			3.8		
		VMP-4-12-082510	8/25/2010	14			<0.025	U		0.0039			<0.0025	U		0.042	J		17			66			1.2		
		VMP-4-12-112310	11/23/2010	13			<0.026	U		0.0036			<0.0026	U		<0.13	U		12			72			1.3		
		VMP-4-12-021411	2/14/2011	9			<0.026	U		0.0016	J		<0.0026	U		0.35			4.7			80			5.3		
		VMP-4-12-041911	4/19/2011	11			<0.025	U		0.0046			<0.0025	U		0.035	J		13			72			1.5		
		VMP-4-12-080311	8/3/2011	15			<0.029	U		0.0018	J		<0.0029	U		1			6.9			75			1.6		
		VMP-4-12-080311-Dup	8/3/2011	15			<0.029	U		0.0018	J		<0.0029	U		1			6.9			75			1.7		
		VMP-4-12-110911	11/9/2011	8.5			<0.018	U		0.000082	J		<0.0018	U		4.8			0.38			79			7.2		
		VMP-4-12-013012	1/30/2012	11			<0.018	U		0.00016	J		<0.0018	U		0.11			0.47			86			1.7		
	23.5 ft	VMP-4-23.5	11/5/2009	6.7			<0.023	U		0.021			<0.0023	U		<0.12	U		46			32			0.75		
		VMP-4-23.5-083110	8/31/2010	6.1			<0.029	U		0.018			<0.0029	U		<0.14	J	U	43			38			0.81		
		VMP-4-23.5-112310	11/23/2010	6.7			<0.023	U		0.021			<0.0023	U		0.01	J		50			28			0.77		
		VMP-4-23.5-021411	2/14/2011	6.5			<0.021	U		0.021			<0.0021	U		0.022	J		51			28			0.91		
		VMP-4-23.5-042011	4/20/2011	6			<0.023	U		0.019			<0.0023	U		0.85		J	46			33			1.4		
		VMP-4-23.5-042011-Dup	4/20/2011	6			<0.023	U		0.02			<0.0023	U		0.06	J	J	49			31			1.2		
		VMP-4-23.5-080611	8/6/2011	5.9			<0.028	U		0.02			<0.0028	U		0.01	J		45			35			1		
		VMP-4-23.5-110911	11/9/2011	5.6			<0.017	U		0.0097			<0.0017	U		0.043	J		19			64			4.8		
		VMP-4-23.5-013012	1/30/2012	8.4			<0.018	U		0.0047			<0.0018	U		0.01	J		9.2			75			1.4		
		VMP-4-23.5-013012-Dup	1/30/2012	8.5			<0.018	U		0.0047			<0.0018	U		<0.088	U		9.2			75			1.5		
	39 ft	VMP-4-39	11/5/2009	6.6			<0.024	U		0.02			<0.0024	U		<0.12	U		44			34			1.1		
		VMP-4-39-042111	4/21/2011	6.1			<0.025	U		0.021			<0.0025	U		0.018	J		51			29			0.9		

See last page of table for notes.

TABLE 5
CUMULATIVE SUMMARY OF SOIL VAPOR ANALYTICAL RESULTS - NATURAL GAS

				Carbon Dioxide			Carbon Monoxide			Ethane			Ethene			Helium			Methane			Nitrogen			Oxygen		
Location	Depth	Sample ID	Sample Date	Result (%)	Lab Qualifier	URS Qualifier	Result (%)	Lab Qualifier	URS Qualifier	Result (%)	Lab Qualifier	URS Qualifier	Result (%)	Lab Qualifier	URS Qualifier	Result (%)	Lab Qualifier	URS Qualifier	Result (%)	Lab Qualifier	URS Qualifier	Result (%)	Lab Qualifier	URS Qualifier	Result (%)	Lab Qualifier	URS Qualifier
VMP-5	5 ft	VMP-5-5	11/5/2009	14			<0.022	U		<0.0022	U		<0.0022	U		<0.11	U		2.8			81			1.3		
		VMP-5-5-090910	9/9/2010	12			<0.026	U		0.0036			<0.0026	U		1.6			3.9			78			2.4		
		VMP-5-5-112210	11/22/2010	13			<0.026	U		0.0046			<0.0026	U		0.01	J		7			76			1.6		
		VMP-5-5-021611	2/16/2011	8			<0.025	U		<0.0025	U		<0.0025	U		0.47			0.064			76			15		
		VMP-5-5-042111	4/21/2011	2			<0.026	U		<0.0026	U		<0.0026	U		0.1	J		<0.00026	U		78			20		
		VMP-5-5-080511	8/5/2011	7.9			<0.025	U		<0.0025	U		<0.0025	U		0.2			0.0013			81			11		
		VMP-5-5-111111	11/11/2011	14			<0.019	U		<0.0019	U		<0.0019	U		0.019	J		0.0003			81			5.3		
		VMP-5-5-013012	1/30/2012	7.7			<0.019	U		<0.0019	U		<0.0019	U		<0.094	U		0.000052	J		80			12		
	12.5 ft	VMP-5-12.5	11/6/2009	13			<0.026	U		0.004			<0.0026	U		<0.13	U		6.3			78			1.3		
		VMP-5-12.5-D	11/6/2009	13			<0.023	U		0.004			<0.0023	U		<0.12	U		6.3			77			1.6		
		VMP-5-12.5-090910	9/9/2010	14			<0.026	U		0.0032			<0.0026	U		0.039	J		3.7			79			1.3		
		VMP-5-12.5-112310	11/23/2010	12			<0.026	U		<0.0026	U		<0.0026	U		0.026	J		0.025			83			5.2		
		VMP-5-12.5-021611	2/16/2011	13			<0.024	U		0.00031	J		<0.0024	U		0.04	J		0.68			83			2.9		
		VMP-5-12.5-042111	4/21/2011	6.9			<0.028	U		<0.0028	U		<0.0028	U		0.089	J		0.00015	J		80			13		
		VMP-5-12.5-080611	8/6/2011	12			<0.025	U		0.0034			<0.0025	U		0.013	J		6.6			76			3.7		
		VMP-5-12.5-111111	11/11/2011	14			<0.018	U		<0.0018	U		<0.0018	U		0.014	J		<0.00018	U		81			5.1		
		VMP-5-12.5-013012	1/30/2012	8.2			<0.02	U		<0.002	U		<0.002	U		0.016	J		0.000036	J		80			12		
	31 ft	VMP-5-31	11/6/2009	10			<0.024	U		0.014			<0.0024	U		<0.12	U		24			58			1		
		VMP-5-31-090910	9/9/2010	9			<0.022	U		0.015			<0.0022	U		<0.11	J	U	26			55			1.5		
		VMP-5-31-112310	11/23/2010	9.2			<0.024	U		0.012			<0.0024	U		0.012	J		28			53			1.2		
		VMP-5-31-021611	2/16/2011	9.2			<0.028	U		0.015			<0.0028	U		0.022	J		24			58			1.3		
		VMP-5-31-042111	4/21/2011	9			<0.026	U		0.012			<0.0026	U		0.015	J		22			60			1.6		
		VMP-5-31-080611	8/6/2011	9.2			<0.028	U		0.013			<0.0028	U		0.01	J		24			58			1.2		
		VMP-5-31-111111	11/11/2011	10			<0.018	U		0.0073			<0.0018	U		0.39			13			71			1.4		
		VMP-5-31-013012	1/30/2012	10			<0.018	U		0.0034			<0.0018	U		<0.09	U		6			80			1.8		
	40 ft	VMP-5-40	11/6/2009	9.2			<0.033	U		0.012			<0.0033	U		<0.16	U		22			60			2.7		
		VMP-5-40-042111	4/21/2011	8.3			<0.028	U		0.011			<0.0028	U		1.4			19			62			2.6		
		VMP-5-40-013012	1/30/2012	11			<0.019	U		0.0034			<0.0019	U		0.81			6.1			79			1.6		
VMP-6	5 ft	VMP-6-5	11/6/2009	13			<0.024	U		<0.0024	U		<0.0024	U		<0.12	U		3.7			79			3.3		
		VMP-6-5-090810	9/8/2010	15			<0.026	U		0.00049	J		<0.0026	U		<0.13	J	U	1.4			82			1.4		
		VMP-6-5-111610	11/16/2010	14			<0.028	U		0.0012	J		<0.0028	U		0.074	J		2.7			81			1.5		
		VMP-6-5-020711	2/7/2011	1.7			<0.024	U		<0.0024	U		<0.0024	U		0.42			0.000049	J		79			19		
		VMP-6-5-040811	4/8/2011	2			<0.026	U		<0.0026	U		<0.0026	U		0.44			0.0011			78			19		
		VMP-6-5-080411	8/4/2011	3.4			<0.027	U		<0.0027	U		<0.0027	U		0.59			<0.00027	U		80			16		
		VMP-6-5-110911	11/9/2011	1.8			<0.016	U		<0.0016	U		<0.0016	U		0.55			<0.00016	U		78			20		
		VMP-6-5-013112	1/31/2012	9.4			<0.017	U		<0.0017	U		<0.0017	U		0.02	J		0.00097			78			12		
	10 ft	VMP-6-10	11/6/2009	14			<0.026	U		<0.0026	U		<0.0026	U		<0.13	U		4.2			78			2.7		
		VMP-6-10-090810	9/8/2010	15			<0.024	U		0.0012	J		<0.0024	U		<0.12	J	U	3.6			80			1.3		
		VMP-6-10-111710	11/17/2010	9.8			<0.026	U		<0.0026	U		<0.0026	U		0.092	J		<0.00026	U		82			8.5		
		VMP-6-10-020711	2/7/2011	8.5			<0.025	U		<0.0025	U		<0.0025	U		0.67			<0.00025	U		82			9.2		
		VMP-6-10-040811	4/8/2011	11			<0.03	U		<0.003	U		<0.003	U		0.04	J		0.00028	J		84			5		
		VMP-6-10-080411	8/4/2011	15			<0.026	U		0.0011	J		<0.0026	U		0.05	J		3.2			80			1.9		
		VMP-6-10-111011	11/10/2011	9.5			<0.017	U		<0.0017	U		<0.0017	U		0.068	J		<0.00017	U		81			9.2		
		VMP-6-10-013112	1/31/2012	15			<0.018	U		0.00027	J		<0.0018	U		<0.09	U		0.73			82			1.6		
	31.5 ft	VMP-6-31.5	11/9/2009	14			<0.022	U		0.003			<0.0022	U		<0.11	U		7.7			75			1.4		
		VMP-6-31.5-090810	9/8/2010	14			<0.026	U		0.0032			<0.0026	U		<0.13	U		8.6			74			1.2		
		VMP-6-31.5-111710	11/17/2010	13			<0.025	U		0.003			<0.0025	U		0.012	J		7.5			76			1.4		
		VMP-6-31.5-020711	2/7/2011	13			<0.024	U		0.0023	J		<0.0024	U		0.01	J		5.9			78			1.5		
		VMP-6-31.5-041111	4/11/2011	13			<0.028	U		0.0021	J		<0.0028	U		0.08	J		5.2			80			1.5		
		VMP-6-31.5-080411	8/4/2011	12			<0.028	U		0.0024	J		<0.0028	U		0.015	J		6.2			78			2.6		
		VMP-6-31.5-111011	11/10/2011	14			<0.017	U		0.0023			<0.0017	U		0.0076	J		5.7			78			1.4		
		VMP-6-31.5-013112	1/31/2012	14			<0.017	U		0.0018			<0.0017	U		<0.086	U		4.4			79			1.8		
	39 ft	VMP-6-39	11/9/2009	15			<0.023	U		0.0033			<0.0023	U		<0.11	U		8.3			73			1.3		
		VMP-6-39-041111	4/11/2011	12			<0.027	U		0.0022	J		<0.0027	U		0.083	J		5.2			77			3.9		
		VMP-6-39-013112	1/31/2012	14			<0.017	U		0.0023			<0.0017	U		<0.086	U		5.1			78			1.4		

See last page of table for notes.

TABLE 5
CUMULATIVE SUMMARY OF SOIL VAPOR ANALYTICAL RESULTS - NATURAL GAS

				Carbon Dioxide			Carbon Monoxide			Ethane			Ethene			Helium			Methane			Nitrogen			Oxygen		
Location	Depth	Sample ID	Sample Date	Result (%)	Lab Qualifier	URS Qualifier	Result (%)	Lab Qualifier	URS Qualifier	Result (%)	Lab Qualifier	URS Qualifier	Result (%)	Lab Qualifier	URS Qualifier	Result (%)	Lab Qualifier	URS Qualifier	Result (%)	Lab Qualifier	URS Qualifier	Result (%)	Lab Qualifier	URS Qualifier	Result (%)	Lab Qualifier	URS Qualifier
VMP-7	5 ft	VMP-7-5	11/9/2009	1.7			<0.023	U		<0.0023	U		<0.0023	U		2.7			<0.00023	U		78			18		
		VMP-7-5-082610	8/26/2010	2.7			<0.026	U		<0.0026	U		<0.0026	U		1.9			0.0002	J		79			16		
		VMP-7-5-111910	11/19/2010	14			<0.024	U		<0.0024	U		<0.0024	U		0.76			0.0052			80			5.1		
		VMP-7-5-020711	2/7/2011	2.6			<0.026	U		<0.0026	U		<0.0026	U		0.082	J		0.000048	J		80			17		
		VMP-7-5-040711	4/7/2011	5.3			<0.027	U		<0.0027	U		<0.0027	U		0.025	J		<0.00027	U		80			15		
		VMP-7-5-080211	8/2/2011	16			<0.029	U		0.00035	J		<0.0029	U		0.014	J		2.3			80			1.5		
		VMP-7-5-111011	11/10/2011	13			<0.022	U		<0.0022	U		<0.0022	U		<0.11	U		<0.00022	U		80			6.8		
		VMP-7-5-111011-Dup	11/10/2011	12			<0.016	U		<0.0016	U		<0.0016	U		0.012	J		0.000022	J		80			7.9		
		VMP-7-5-013112	1/31/2012	11			<0.018	U		<0.0018	U		<0.0018	U		<0.088	U		0.000017	J		82			7.2		
	13.5 ft	VMP-7-13.5	11/9/2009	16			<0.022	U		<0.0022	U		<0.0022	U		<0.11	U		0.1			82			2.1		
		VMP-7-13.5-082610	8/26/2010	16			<0.029	U		0.000083	J		<0.0029	U		0.041	J		0.57			82			1.5		
		VMP-7-13.5-111910	11/19/2010	16			<0.024	U		0.00025	J		<0.0024	U		0.014	J		1.8			80			1.6		
		VMP-7-13.5-020711	2/7/2011	9.5			<0.025	U		<0.0025	U		<0.0025	U		0.0099	J		0.00016	J		82			8.6		
		VMP-7-13.5-040711	4/7/2011	11			<0.026	U		<0.0026	U		<0.0026	U		0.033	J		<0.00026	U		81			7.6		
		VMP-7-13.5-080311	8/3/2011	17			<0.029	U		0.00029	J		<0.0029	U		0.012	J		1.9			79			1.6		
		VMP-7-13.5-111011	11/10/2011	16			<0.016	U		<0.0016	U		<0.0016	U		0.0033	J		0.045			82			2.1		
		VMP-7-13.5-013112	1/31/2012	15			<0.018	U		<0.0018	U		<0.0018	U		0.41		J	0.014			83			1.6		
		VMP-7-13.5-013112-Dup	1/31/2012	15			<0.018	U		<0.0018	U		<0.0018	U		<0.092	U	UJ	0.014			83			1.5		
	29.5 ft	VMP-7-29.5	11/9/2009	17			<0.023	U		<0.0023	U		<0.0023	U		<0.11	U		4.4			77			1.3		
		VMP-7-29.5-083110	8/31/2010	15			<0.025	U		0.00058	J		<0.0025	U		<0.12	J	U	4.1			79			1.3		
		VMP-7-29.5-111910	11/19/2010	16			<0.025	U		0.00068	J		<0.0025	U		0.011	J		3.4			79			1.5		
		VMP-7-29.5-020711	2/7/2011	15			<0.026	U		0.00032	J		<0.0026	U		0.2			2			81			1.5		
		VMP-7-29.5-040711	4/7/2011	13			<0.025	U		0.00022	J		<0.0025	U		0.016	J		1.4			81			4.7		
		VMP-7-29.5-080311	8/3/2011	15			<0.03	U		0.00071	J		<0.003	U		0.0071	J		3.6			80			1.4		
		VMP-7-29.5-111111	11/11/2011	16			<0.018	U		0.00026	J		<0.0018	U		0.0032	J		1.8			80			1.4		
		VMP-7-29.5-020112	2/1/2012	15			<0.018	U		0.00016	J		<0.0018	U		<0.088	U		1			82			2		
	38 ft	VMP-7-38	11/9/2009	3.2			<0.024	U		<0.0024	U		<0.0024	U		<0.12	U		0.95			79			17		
		VMP-7-38-020711	2/7/2011	16			<0.022	U		0.00063	J		<0.0022	U		0.0087	J		2.2			80			1.5		
		VMP-7-38-040711	4/7/2011	15			<0.026	U		0.00028	J		<0.0026	U		0.013	J		1.8			81			1.9		
		VMP-7-38-020112	2/1/2012	15			<0.017	U		0.00017	J		<0.0017	U		<0.084	U		1.1			81			2.5		
VMP-8	5 ft	VMP-8-5	11/10/2009	5.1			<0.023	U		<0.0023	U		<0.0023	U		<0.12	U		<0.00023	U		79			16		
		VMP-8-5-083010	8/30/2010	7.3			<0.027	U		<0.0027	U		<0.0027	U		0.039	J		0.00032			80			13		
		VMP-8-5-111810	11/17/2010	2			<0.023	U		<0.0023	U		<0.0023	U		0.14			0.0002	J		78			20		
		VMP-8-5-021011	2/10/2011	4			<0.025	U		<0.0025	U		<0.0025	U		0.018	J		0.00015	J		81			15		
		VMP-8-5-040711	4/7/2011	2.9			<0.028	U		<0.0028	U		<0.0028	U		0.032	J		0.00017	J		77			20		
		VMP-8-5-072711	7/27/2011	8.8			<0.03	U		<0.003	U		<0.003	U		0.018	J		0.000085	J		79			12		
		VMP-8-5-110311	11/3/2011	0.61			<0.017	U		<0.0017	U		<0.0017	U		<0.086	U		0.0001	J		82			17		
		VMP-8-5-012312	1/23/2012	1.1			<0.019	U		<0.0019	U		<0.0019	U		0.46			0.00024			77			21		
	9.5 ft	VMP-8-9.5	11/10/2009	9			<0.022	U		<0.0022	U		<0.0022	U		0.79			<0.00022	U		78			12		
		VMP-8-9.5-083010	8/30/2010	8.4			<0.051	U		<0.0051	U		<0.0051	U		<0.25	J	U	0.000048	J		80			12		
		VMP-8-9.5-083010-Dup	8/30/2010	9.1			<0.025	U		<0.0025	U		<0.0025	U		0.024	J		0.000026	J		81			9.8		
		VMP-8-9.5-111810	11/17/2010	8.5			<0.024	U		<0.0024	U		<0.0024	U		0.026	J		0.000053	J		78			13		
		VMP-8-9.5-021011	2/10/2011	7.9			<0.025	U		<0.0025	U		<0.0025	U		0.015	J		<0.00025	U		79			13		
		VMP-8-9.5-040711	4/7/2011	7.4			<0.028	U		<0.0028	U		<0.0028	U		0.043	J		<0.00028	U		79			14		
		VMP-8-9.5-072711	7/27/2011	7.2			<0.04	U		<0.004	U		<0.004	U		0.0098	J		<0.0004	U		78			15		
		VMP-8-9.5-110311	11/3/2011	6.5			<0.017	U		<0.0017	U		<0.0017	U		0.0035	J		0.000027	J		79			14		
		VMP-8-9.5-012312	1/23/2012	6.2			<0.018	U		<0.0018	U		<0.0018	U		<0.092	U		0.000047	J		78			16		
	23.5 ft	VMP-8-23.5	11/10/2009	10			<0.024	U		<0.0024	U		<0.0024	U		<0.12	U		<0.00024	U		79			11		
		VMP-8-23.5-083010	8/30/2010	9.3			<0.026	U		<0.0026	U		<0.0026	U		0.036	J		0.000032	J		81			9.9		
		VMP-8-23.5-111910	11/19/2010	9.9			<0.025	U		<0.0025	U		<0.0025	U		0.028	J		0.000069	J		79			11		
		VMP-8-23.5-021011	2/10/2011	9.3			<0.027	U		<0.0027	U		<0.0027	U		0.02	J		<0.00027	U		79			12		
		VMP-8-23.5-040711	4/7/2011	8.3			<0.025	U		<0.0025	U		<0.0025	U		0.029	J		<0.00025	U		79			13		
		VMP-8-23.5-040711-Dup	4/7/2011	11			<0.06	U		<0.006	U		<0.006	U		1.2			<0.0006	U		72			16		
		VMP-8-23.5-081011	8/10/2011	8.8			<0.026	U		<0.0026	U		<0.0026	U		0.0086	J		<0.00026	U		79			12		
		VMP-8-23.5-110611	11/6/2011	9.4			<0.019	U		<0.0019	U		<0.0019	U		0.006	J		0.000096	J		68			22		
		VMP-8-23.5-012312	1/23/2012	7.6			<0.019	U		<0.0019	U		<0.0019	U		<0.096	U		0.00029			77			15		

See last page of table for notes.

TABLE 5
CUMULATIVE SUMMARY OF SOIL VAPOR ANALYTICAL RESULTS - NATURAL GAS

Location	Depth	Sample ID	Sample Date	Carbon Dioxide			Carbon Monoxide			Ethane			Ethene			Helium			Methane			Nitrogen			Oxygen		
				Result (%)	Lab Qualifier	URS Qualifier	Result (%)	Lab Qualifier	URS Qualifier	Result (%)	Lab Qualifier	URS Qualifier	Result (%)	Lab Qualifier	URS Qualifier	Result (%)	Lab Qualifier	URS Qualifier	Result (%)	Lab Qualifier	URS Qualifier	Result (%)	Lab Qualifier	URS Qualifier	Result (%)	Lab Qualifier	URS Qualifier
VMP-9	5 ft	VMP-9-5	11/11/2009	3.8			<0.022	U		<0.0022	U		<0.0022	U		11			<0.00022	U		69			16		
		VMP-9-5-082610	8/26/2010	10			<0.023	U		<0.0023	U		<0.0023	U		0.012	J		0.000061	J		81			9.1		
		VMP-9-5-111910	11/19/2010	14			<0.024	U		<0.0024	U		<0.0024	U		0.042	J		0.00036			82			3.8		
		VMP-9-5-020811	2/8/2011	1.5			<0.022	U		<0.0022	U		<0.0022	U		0.01	J		<0.00022	U		78			20		
		VMP-9-5-040611	4/6/2011	10			<0.061	U		<0.0061	U		<0.0061	U		0.034	J		<0.00061	U		83			6.8		
		VMP-9-5-080211	8/2/2011	15			<0.03	U		<0.003	U		<0.003	U		0.015	J		0.24			83			1.8		
		VMP-9-5-110411	11/4/2011	3			<0.018	U		<0.0018	U		<0.0018	U		0.0093	J		0.000035	J		80			17		
		VMP-9-5-012612	1/26/2012	12			<0.015	U		<0.0015	U		<0.0015	U		<0.074	U		0.00017			82			6		
	11.5 ft	VMP-9-11.5	11/11/2009	12			<0.028	U		<0.0028	U		<0.0028	U		2.5			<0.00028	U		79			6.5		
		VMP-9-11.5-082610	8/26/2010	15			<0.026	U		0.00015	J		<0.0026	U		0.042	J		1.8			82			1.4		
		VMP-9-11.5-111910	11/19/2010	16			<0.027	U		<0.0027	U		<0.0027	U		0.021	J		1.5			81			1.6		
		VMP-9-11.5-020911	2/9/2011	10			<0.027	U		<0.0027	U		<0.0027	U		0.024	J		<0.00027	U		83			7		
		VMP-9-11.5-020911-Dup	2/9/2011	9.9			<0.021	U		<0.0021	U		<0.0021	U		0.0097	J		<0.00021	U		82			8.4		
		VMP-9-11.5-040611	4/6/2011	13			<0.059	U		<0.0059	U		<0.0059	U		0.035	J		0.0025			84			3.2		
		VMP-9-11.5-080211	8/2/2011	15			<0.028	U		0.0002	J		<0.0028	U		0.013	J		3			80			1.4		
		VMP-9-11.5-110411	11/4/2011	8.2			<0.018	U		<0.0018	U		<0.0018	U		0.0058	J		0.000029	J		80			12		
		VMP-9-11.5-012612	1/26/2012	14			<0.016	U		<0.0016	U		<0.0016	U		0.048	J		0.00003	J		83			2.8		
	25.5 ft	VMP-9-25.5	11/10/2009	17			<0.022	U		<0.0022	U		<0.0022	U		<0.11	U		3.8			78			1.2		
		VMP-9-25.5-D	11/10/2009	16			<0.025	U		<0.0025	U		<0.0025	U		<0.12	U		3.8			79			1.3		
		VMP-9-25.5-082610	8/26/2010	14			<0.024	U		0.00042	J		<0.0024	U		0.012	J	J	4.3			80			1.7		
		VMP-9-25.5-082610-Dup	8/26/2010	14			<0.026	U		0.0004	J		<0.0026	U		0.04	J	J	4.3			80			1.5		
		VMP-9-25.5-111910	11/19/2010	15			<0.028	U		0.0002	J		<0.0028	U		<0.14	U		3			80			1.6		
		VMP-9-25.5-020911	2/9/2011	15			<0.025	U		<0.0025	U		<0.0025	U		0.011	J		0.98			83			1.3		
		VMP-9-25.5-040811	4/8/2011	12			<0.026	U		<0.0026	U		<0.0026	U		9.2			0.64			75			3.3		
		VMP-9-25.5-080211	8/2/2011	14			<0.028	U		0.00024	J		<0.0028	U		0.012	J		3.5			81			1.5		
		VMP-9-25.5-110711	11/7/2011	16			<0.019	U		0.000059	J		<0.0019	U		0.0034	J		1.1			81			1.9		
		VMP-9-25.5-110711-Dup	11/7/2011	15			<0.016	U		0.000055	J		<0.0016	U		0.0058	J		1			82			1.6		
		VMP-9-25.5-012612	1/26/2012	15			<0.016	U		<0.0016	U		<0.0016	U		<0.08	U		0.43			83			1.5		
	38.5 ft	VMP-9-38.5	11/10/2009	17			<0.022	U		<0.0022	U		<0.0022	U		<0.11	U		3.2			78			1.2		
		VMP-9-38.5-020911	2/9/2011	16			<0.021	U		0.00011	J		<0.0021	U		<0.1	U		1.4			81			1.5		
		VMP-9-38.5-040811	4/8/2011	15			<0.028	U		<0.0028	U		<0.0028	U		0.11	J		1.1			82			1.6		
		VMP-9-38.5-012612	1/26/2012	15			<0.017	U		<0.0017	U		<0.0017	U		<0.084	U		0.47			83			1.7		
VMP-10	5 ft	VMP-10-5	11/11/2009	3.9			<0.022	U		<0.0022	U		<0.0022	U		<0.11	U		<0.00022	U		78			18		
		VMP-10-5-090710	9/7/2010	5.2			<0.026	U		<0.0026	U		<0.0026	U		<0.13	J	U	0.00017	J		80			15		
		VMP-10-5-111810	11/17/2010	3.2			<0.024	U		<0.0024	U		<0.0024	U		0.024	J		<0.00024	U		79			18		
		VMP-10-5-021011	2/10/2011	3.8			<0.024	U		<0.0024	U		<0.0024	U		0.0094	J		0.00014	J		79			17		
		VMP-10-5-040511	4/5/2011	0.38			<0.022	U		<0.0022	U		<0.0022	U		0.29			0.00017	J		78			21		
		VMP-10-5-07/2911	7/29/2011	3.8			<0.052	U		<0.0052	U		<0.0052	U		0.16	J		<0.00052	U		79			17		
		VMP-10-5-110411	11/4/2011	2.5			<0.014	U		<0.0014	U		<0.0014	U		0.042	J		0.000056	J		78			19		
		VMP-10-5-012512	1/26/2012	3.3			<0.018	U		<0.0018	U		<0.0018	U		0.046	J		<0.00018	U		79			18		
	10 ft	VMP-10-10	11/11/2009	9.9			<0.023	U		<0.0023	U		<0.0023	U		<0.11	U		<0.00023	U		79			11		
		VMP-10-10-090710	9/7/2010	7.6			<0.026	U		<0.0026	U		<0.0026	U		<0.13	J	U	0.00013	J		79			13		
		VMP-10-10-111810	11/17/2010	5.3			<0.026	U		<0.0026	U		<0.0026	U		0.0082	J		<0.00026	U		79			16		
		VMP-10-10-021111	2/11/2011	4			<0.02	U		<0.002	U		<0.002	U		0.016	J		0.00009	J		79			17		
		VMP-10-10-040611	4/6/2011	2.2			<0.026	U		<0.0026	U		<0.0026	U		0.026	J		0.000048	J		79			19		
		VMP-10-10-072911	7/29/2011	5.5			<0.028	U		<0.0028	U		<0.0028	U		0.6			<0.00028	U		80			14		
		VMP-10-10-110411	11/4/2011	4.2			<0.018	U		<0.0018	U		<0.0018	U		0.016	J		<0.00018	U		80			16		
		VMP-10-10-110411-Dup	11/4/2011	4.3			<0.018	U		<0.0018	U		<0.0018	U		0.016	J		<0.00018	U		80			16		
		VMP-10-10-012512	1/26/2012	4			<0.018	U		<0.0018	U		<0.0018	U		<0.088	U		<0.00018	U		79			17		
		VMP-10-10-012512-Dup	1/26/2012	4.1			<0.018	U		<0.0018	U		<0.0018	U		<0.092	U		0.00011	J		79			17		
	20 ft	VMP-10-20	11/11/2009	0.15		J	<0.022	U		<0.0022	U		<0.0022	U		<0.11	U		<0.00022	U		78			22		
		VMP-10-20-D	11/11/2009	0.23		J	<0.025	U		<0.0025	U		<0.0025	U		0.58			<0.00025	U		78			21		
		VMP-10-20-090710	9/7/2010	0.22			<0.056	U		<0.0056	U		<0.0056	U		<0.28	J	U	0.00019	J		80			20		
		VMP-10-20-090710-Dup	9/7/2010	0.16			<0.052	U		<0.0052	U		<0.0052	U		0.076	J		0.00025	J		74			26		
		VMP-10-20-111810	11/17/2010	8.3			<0.049	U		<0.0049	U		<0.0049	U		0.0098	J		<0.00049	U		79			13		
		VMP-10-20-111810-Dup	11/17/2010	7.4			<0.025	U		<0.0025	U		<0.0025	U		0.0043	J		0.000045	J		78			14		
		VMP-10-20-021111	2/11/2011	6.4			<0.051	U		<0.0051	U		<0.0051	U		0.012	J		<0.00051	U		78			16		
		VMP-10-20-040611	4/6/2011	0.58			<0.029	U		<0.0029	U		<0.0029	U		0.028	J		0.00019	J		78			21		
		VMP-10-20-072911	7/29/2011	7.1			<0.027	U		<0.0027	U		<0.0027	U		<0.14	U		<0.00027	U		80			13		
		VMP-10-20-110411	11/4/2011	4.6			<0.018	U		<0.0018	U		<0.0018	U		0.062	J		0.000073	J		79			16		
		VMP-10-20-012612	1/26/2012	5.6			<0.017	U		<0.0017	U		<0.0017	U		<0.084	U		0.000016	J		79			15		
	30 ft	VMP-10-30	11/13/2009	16			<0.025	U		<0.0025	U		<0.0025	U		<0.12	U		<0.00025	U		81			3.4		

See last page of table for notes.

TABLE 5
CUMULATIVE SUMMARY OF SOIL VAPOR ANALYTICAL RESULTS - NATURAL GAS

Location	Depth	Sample ID	Sample Date	Carbon Dioxide			Carbon Monoxide			Ethane			Ethene			Helium			Methane			Nitrogen			Oxygen		
				Result (%)	Lab Qualifier	URS Qualifier	Result (%)	Lab Qualifier	URS Qualifier	Result (%)	Lab Qualifier	URS Qualifier	Result (%)	Lab Qualifier	URS Qualifier	Result (%)	Lab Qualifier	URS Qualifier	Result (%)	Lab Qualifier	URS Qualifier	Result (%)	Lab Qualifier	URS Qualifier	Result (%)	Lab Qualifier	URS Qualifier
VMP-11	5 ft	VMP-11-5	11/17/2009	7.8			<0.022	U		<0.0022	U		<0.0022	U		<0.11	U		1			87			4.4		
		VMP-11-5-090710	9/7/2010	8			<0.025	U		<0.0025	U		<0.0025	U		<0.12	J	U	0.00072			80			12		
		VMP-11-5-112210	11/22/2010	10			<0.026	U		<0.0026	U		<0.0026	U		0.016	J		0.000096	J		80			9.4		
		VMP-11-5-021111	2/11/2011	8.5			<0.023	U		<0.0023	U		<0.0023	U		0.018	J		0.00004	J		80			11		
		VMP-11-5-040611	4/6/2011	8			<0.027	U		<0.0027	U		<0.0027	U		0.022	J		0.002			80			12		
		VMP-11-5-080711	8/7/2011	7.1			<0.03	U		<0.003	U		<0.003	U		0.01	J		<0.0003	U		79			14		
		VMP-11-5-111111	11/11/2011	11			<0.018	U		<0.0018	U		<0.0018	U		0.65			0.000078	J		80			8.3		
		VMP-11-5-012612	1/26/2012	9.6			<0.018	U		<0.0018	U		<0.0018	U		<0.088	U		0.000049	J		81			9.5		
	8 ft	VMP-11-8	11/17/2009	11			<0.025	U		<0.0025	U		<0.0025	U		0.21			0.01			84			5.1		
		VMP-11-8-080910	9/8/2010	7.8			<0.053	U		<0.0053	U		<0.0053	U		0.018	J		0.0011			76			16		
		VMP-11-8-112210	11/22/2010	11			<0.026	U		<0.0026	U		<0.0026	U		0.031	J		<0.00026	U		80			8.8		
		VMP-11-8-021111	2/11/2011	9.4			<0.025	U		<0.0025	U		<0.0025	U		<0.12	U		<0.00025	U		81			9.7		
		VMP-11-8-021111-Dup	2/11/2011	9.4			<0.024	U		<0.0024	U		<0.0024	U		0.014	J		<0.00024	U		81			9.9		
		VMP-11-8-040611	4/6/2011	8.2			<0.028	U		<0.0028	U		<0.0028	U		0.017	J		0.00007	J		81			11		
		VMP-11-8-040611-Dup	4/6/2011	8.1			<0.029	U		<0.0029	U		<0.0029	U		0.034	J		0.000058	J		80			12		
		VMP-11-8-080711	8/7/2011	10			<0.03	U		<0.003	U		<0.003	U		0.015	J		<0.0003	U		81			9		
		VMP-11-8-111411	11/14/2011	9.7			<0.018	U		<0.0018	U		<0.0018	U		0.013	J		0.000055	J		80			9.7		
		VMP-11-8-012612	1/26/2012	10			<0.017	U		<0.0017	U		<0.0017	U		0.025	J		0.000023	J		81			9.1		
	29 ft	VMP-11-29	11/18/2009	17			<0.024	U		<0.0024	U		<0.0024	U		<0.12	U		0.14			80			2.4		
		VMP-11-29-090810	9/8/2010	14			<0.026	U		<0.0026	U		<0.0026	U		1			0.048			83			1.6		
		VMP-11-29-112210	11/22/2010	14			<0.028	U		<0.0028	U		<0.0028	U		0.0073	J		0.071			84			1.9		
		VMP-11-29-112210-Dup	11/22/2010	14			<0.028	U		<0.0028	U		<0.0028	U		0.013	J		0.071			84			1.5		
		VMP-11-29-021411	2/14/2011	14			<0.025	U		<0.0025	U		<0.0025	U		0.013	J		0.00048			82			3.6		
		VMP-11-29-040611	4/6/2011	15			<0.028	U		<0.0028	U		<0.0028	U		0.031	J		0.00062			83			1.8		
		VMP-11-29-082511	8/25/2011	14			<0.028	U		<0.0028	U		<0.0028	U		0.0056	J		0.0025			84			2		
		VMP-11-29-082511-Dup	8/25/2011	14			<0.028	U		<0.0028	U		<0.0028	U		0.0044	J		0.00013	J		84			2		
		VMP-11-29-111411	11/14/2011	14			<0.018	U		<0.0018	U		<0.0018	U		0.0064	J		0.00017	J		83			2.8		
		VMP-11-29-012612	1/26/2012	16			<0.017	U		<0.0017	U		<0.0017	U		<0.084	U		0.00022			82			1.9		
	38 ft	VMP-11-38	11/18/2009	16			<0.03	U		<0.003	U		<0.003	U		<0.15	U		0.35			81			1.8		
VMP-12	5 ft	VMP-12-5	11/13/2009	14			<0.025	U		<0.0025	U		<0.0025	U		<0.13	U		33			50			0.9		
		VMP-12-5-090310	9/3/2010	12			<0.027	U		0.0012	J		<0.0027	U		<0.13	U		36			49			0.97		
		VMP-12-5-120310	12/3/2010	13			<0.021	U		0.001	J		<0.0021	U		0.0086	J		36			47			1.3		
		VMP-12-5-021511	2/15/2011	7.6			<0.024	U		0.00044	J		<0.0024	U		0.021	J		18			72			1.6		
		VMP-12-5-041911	4/19/2011	7.4			<0.029	U		0.00088	J		<0.0029	U		0.023	J		31			59			1.4		
		VMP-12-5-080411	8/4/2011	12			<0.029	U		0.00068	J		<0.0029	U		0.062	J		24			61			2.1		
		VMP-12-5-111611	11/16/2011	7			<0.016	U		<0.0016	U		<0.0016	U		0.0056	J		0.0003			77			16		
		VMP-12-5-012412	1/24/2012	2.8			<0.018	U		<0.0018	U		<0.0018	U		1.4			0.0045			76			20		
	11.5 ft	VMP-12-11.5	11/13/2009	14			<0.022	U		<0.0022	U		<0.0022	U		<0.11	U		34			49			0.84		
		VMP-12-11.5-090310	9/3/2010	13			<0.028	U		0.0011	J		<0.0028	U		<0.14	U		38			46			1.1		
		VMP-12-11.5-120310	12/3/2010	11			<0.021	U		0.00072	J		<0.0021	U		0.039	J		27			58			2.5		
		VMP-12-11.5-021511	2/15/2011	9.1			<0.027	U		0.00099	J		<0.0027	U		0.022	J		35			53			1.5		
		VMP-12-11.5-021511-Dup	2/15/2011	8.6			<0.023	U		0.00094	J		<0.0023	U		0.04	J		34			54			2.3		
		VMP-12-11.5-041911	4/19/2011	9.2			<0.026	U		0.0011	J		<0.0026	U		0.023	J		37			50			1.6		
		VMP-12-11.5-080411	8/4/2011	12			<0.028	U		0.00052	J		<0.0028	U		<0.14	U		21			64			1.7		
		VMP-12-11.5-111611	11/16/2011	7.7			<0.017	U		<0.0017	U		<0.0017	U		<0.084	U		0.16			80			12		
		VMP-12-11.5-012412	1/24/2012	9.6			<0.017	U		<0.0017	U		<0.0017	U		0.031	J		3.3			84			2.7		
	25 ft	VMP-12-25	11/13/2009	14			<0.023	U		<0.0023	U		<0.0023	U		<0.11	U		33			49			0.84		
		VMP-12-25-090310	9/3/2010	13			<0.026	U		0.0012	J		<0.0026	U		<0.13	J	U	36			47			0.99		
		VMP-12-25-120310	12/3/2010	13			<0.022	U		0.000091	J		<0.0022	U		<0.11	U		4.8			80			1.5		
		VMP-12-25-021511	2/15/2011	13			<0.027	U		0.00089	J		<0.0027	U		0.026	J		32			52			1.4		
		VMP-12-25-041911	4/19/2011	13			<0.028	U		0.00097	J		<0.0028	U		0.032	J		35			49			1.1		
		VMP-12-25-080411	8/4/2011	12			<0.026	U		0.001	J		<0.0026	U		0.013	J		35			49			2.2		
		VMP-12-25-111611	11/16/2011	12			<0.016	U		0.001	J		<0.0016	U		<0.078	U		36			49			1.5		
		VMP-12-25-012412	1/24/2012	12			<0.017	U		0.00086	J		<0.0017	U		0.0067	J		31			54			1.3		J
		VMP-12-25-012412-Dup	1/24/2012	12			<0.018	U		0.00085	J		<0.0018	U		0.043	J		30			55			1.8		J
	39 ft	VMP-12-39	11/13/2009	14			<0.024	U		<0.0024	U		<0.0024	U		<0.12	U		32			50			0.95		
		VMP-12-39-041911	4/19/2011	13			<0.03	U		0.0014	J		<0.003	U		0.014	J		42			42			1		
		VMP-12-39-012412	1/24/2012	12			<0.018	U		0.0017	J		<0.0018	U		<0.088	U		49			36			1.1		

See last page of table for notes.

TABLE 5
CUMULATIVE SUMMARY OF SOIL VAPOR ANALYTICAL RESULTS - NATURAL GAS

Location	Depth	Sample ID	Sample Date	Carbon Dioxide			Carbon Monoxide			Ethane			Ethene			Helium			Methane			Nitrogen			Oxygen		
				Result (%)	Lab Qualifier	URS Qualifier	Result (%)	Lab Qualifier	URS Qualifier	Result (%)	Lab Qualifier	URS Qualifier	Result (%)	Lab Qualifier	URS Qualifier	Result (%)	Lab Qualifier	URS Qualifier	Result (%)	Lab Qualifier	URS Qualifier	Result (%)	Lab Qualifier	URS Qualifier	Result (%)	Lab Qualifier	URS Qualifier
VMP-13	5 ft	VMP-13-5	11/16/2009	14			<0.024	U		<0.0024	U		<0.0024	U		<0.12	U		0.82			82			2.5		
		VMP 13-5-091310	9/13/2010	8.4			<0.026	U		<0.0026	U		<0.0026	U		<0.13	U		0.00088			84			7		
		VMP-13-5-120110	12/1/2010	6.1			<0.023	U		<0.0023	U		<0.0023	U		0.047	J		<0.00023	U		81			13		
		VMP-13-5-021811	2/18/2011	3.6			<0.073	U		<0.0073	U		<0.0073	U		0.017	J		0.0048			80			16		
		VMP-13-5-040511	4/5/2011	3.4			<0.055	U		<0.0055	U		<0.0055	U		0.079	J		<0.00055	U		81			16		
		VMP-13-5-080911	8/9/2011	9.1			<0.03	U		<0.003	U		<0.003	U		0.24			0.0095			84			6.5		
		VMP-13-5-080911-Dup	8/9/2011	6.2			<0.026	U		<0.0026	U		<0.0026	U		0.17			0.0061			83			11		
		VMP-13-5-111411	11/14/2011	6.2			<0.018	U		<0.0018	U		<0.0018	U		0.0074	J		0.000065	J		82			12		
		VMP-13-5-012712	1/27/2012	4.6			<0.016	U		<0.0016	U		<0.0016	U		0.0064	J		0.000092	J		81			14		
	10.5 ft	VMP-13-10.5	11/17/2009	0.14		J	<0.024	U		<0.0024	U		<0.0024	U		<0.12	U		0.0079		J	80			20		
		VMP-13-10.5-D	11/17/2009	0.23		J	<0.025	U		<0.0025	U		<0.0025	U		<0.12	U		0.015		J	79			21		
		VMP 13-10.5-091310	9/13/2010	11			<0.049	U		<0.0049	U		<0.0049	U		<0.24	U		0.068			86			3.4		
		VMP 13-10.5-091310-Dup	9/13/2010	11			<0.048	U		<0.0048	U		<0.0048	U		<0.24	U		0.076			85			3.6		
		VMP-13-10.5-120110	12/1/2010	8.6			<0.026	U		<0.0026	U		<0.0026	U		0.028	J		0.00032			82			8.8		
		VMP-13-10.5-120110-Dup	12/1/2010	8.6			<0.027	U		<0.0027	U		<0.0027	U		<0.14	U		0.0003			83			8.7		
		VMP-13-10.5-021811	2/18/2011	12			<0.027	U		0.00022	J		<0.0027	U		<0.13	U		1.1			84			2.5		
		VMP-13-10.5-021811-Dup	2/18/2011	12			<0.026	U		0.00023	J		<0.0026	U		0.021	J		1.1			85			1.9		
		VMP-13-10.5-040511-Dup	4/5/2011	5.9			<0.028	U		<0.0028	U		<0.0028	U		0.023	J		<0.00028	U		83			11		
		VMP-13-10.5-080911	8/9/2011	11			<0.03	U		0.00012	J		<0.003	U		0.0088	J		0.59			87			1.7		
		VMP-13-10.5-111411	11/14/2011	7			<0.018	U		<0.0018	U		<0.0018	U		0.0057	J		0.000084	J		83			10		
		VMP-13-10.5-012712	1/26/2012	5.8			<0.017	U		<0.0017	U		<0.0017	U		0.23			0.000062	J		82			12		
		VMP-13-10.5-012712-Dup	1/26/2012	5.9			<0.018	U		<0.0018	U		<0.0018	U		0.75			0.000064	J		81			12		
	21.5 ft	VMP-13-21.5	11/17/2009	15			<0.021	U		<0.0021	U		<0.0021	U		<0.11	U		1.6			81			1.3		
		VMP 13-21.5-091310	9/13/2010	12			<0.024	U		0.00034	J		<0.0024	U		<0.12	U		2			83			2.5		
		VMP-13-21.5-120110	12/1/2010	13			<0.024	U		0.00037	J		<0.0024	U		0.02	J		1.8			83			1.8		
		VMP-13-21.5-021811	2/18/2011	12			<0.025	U		0.00026	J		<0.0025	U		0.027	J		1.2			85			1.9		
		VMP-13-21.5-040511	4/5/2011	7.5			<0.024	U		0.0002	J		<0.0024	U		0.029	J		0.88			83			8.2		
		VMP-13-21.5-080911	8/9/2011	11			<0.03	U		0.00038	J		<0.003	U		0.0062	J		1.9			85			1.6		
		VMP-13-21.5-111411	11/14/2011	11			<0.018	U		0.00026	J		<0.0018	U		0.005	J		1.1			86			1.5		
		VMP-13-21.5-111411-Dup	11/14/2011	11			<0.018	U		0.00025	J		<0.0018	U		0.0038	J		1.1			86			1.5		
		VMP-13-21.5-012712	1/27/2012	12			<0.016	U		0.00012	J		<0.0016	U		<0.08	U		0.5			85			2.8		
	29.5 ft	VMP-13-29.5	11/17/2009	13			<0.024	U		<0.0024	U		<0.0024	U		<0.12	U		1.6			81			1.7		
		VMP-13-29.5-021811	2/18/2011	13			<0.022	U		0.00052	J		<0.0022	U		0.01	J		1.8			83			1.6		
		VMP-13-29.5-040511	4/5/2011	12			<0.022	U		0.00047	J		<0.0022	U		0.0083	J		2			84			1.7		
		VMP-13-29.5-013012	1/30/2012	12			<0.017	U		0.0002	J		<0.0017	U		0.023	J		0.84			85			2		
VMP-14	5 ft	VMP-14-5	11/20/2009	2			<0.026	U		<0.0026	U		<0.0026	U		0.13			0.0013			87			11		
		VMP 14-5-091010	9/10/2010	19			<0.025	U		0.0063			<0.0025	U		0.01	J		10			69			1.8		
		VMP-14-5-120110	12/1/2010	2.6			<0.024	U		<0.0024	U		<0.0024	U		0.025	J		0.00007	J		85			12		
		VMP-14-5-021711	2/17/2011	1.9			<0.026	U		<0.0026	U		<0.0026	U		0.031	J		0.016			93			5		
		VMP-14-5-040511	4/5/2011	2.6			<0.027	U		<0.0027	U		<0.0027	U		0.025	J		0.0022			78			19		
		VMP-14-5-080811	8/8/2011	16			<0.028	U		0.0081			<0.0028	U		0.0098	J		19			62			1.8		
		VMP-14-5-111411	11/14/2011	8.2			<0.018	U		<0.0018	U		<0.0018	U		1.5			0.000018	J		76			14		
	11.5 ft	VMP-14-11.5	11/16/2009	12			<0.025	U		0.005			<0.0025	U		<0.12	U		15			71			1.4		
		VMP 14-11.5-091010	9/10/2010	16			<0.023	U		0.01			<0.0023	U		0.0087	J		20			62			1.1		
		VMP-14-11.5-120110	12/2/2010	3.6			<0.025	U		0.001	J		<0.0025	U		0.029	J		2.8			92			1.6		
		VMP-14-11.5-120110-Dup	12/2/2010	3.6			<0.024	U		0.001	J		<0.0024	U		0.0068	J		2.8			92			1.6		
		VMP-14-11.5-021711	2/17/2011	3.6			<0.028	U		<0.0028	U		<0.0028	U		0.0073	J		0.15			93			3		
		VMP-14-11.5-021711-Dup	2/17/2011	3.7			<0.028	U		<0.0028	U		<0.0028	U		0.039	J		0.16			93			2.8		
		VMP-14-11.5-040511	4/5/2011	11			<0.027	U		<0.0027	U		<0.0027	U		0.028	J		0.0024			79			10		
		VMP-14-11.5-080811	8/8/2011	18			<0.028	U		0.0021	J		<0.0028	U		0.01	J		4.5			76			1.6		
		VMP-14-11.5-111511	11/15/2011	14			<0.017	U		0.001	J		<0.0017	U		0.25			3.4			81			1.6		
		VMP-14-11.5-012612	1/26/2012	4.2			<0.018	U		0.00082	J		<0.0018	U		<0.088	U		4.5			88			3.3		
	20 ft	VMP-14-20	11/16/2009	18			<0.024	U		0.0062			<0.0024	U		<0.12	U		18			60			1.3		
		VMP 14-20-091010	9/10/2010	17			<0.023	U		0.012			<0.0023	U		<0.12	U		22			57			0.97		
		VMP 14-20-091010-Dup	9/10/2010	17			<0.024	U		0.011			<0.0024	U		<0.12	U		22			57			1.1		
		VMP-14-20-120110	12/2/2010	18			<0.024	U		0.0047			<0.0024	U		0.0053	J		19			59			1.2		
		VMP-14-20-021811	2/18/2011	16			<0.027	U		0.0058			<0.0027	U		0.025	J		13			67			1.7		
		VMP-14-20-040511	4/5/2011	14			<0.053	U		0.006			<0.0053	U		0.028	J		12			68			4		
		VMP-14-20-080811	8/8/2011	16			<0.028	U		0.0088			<0.0028	U		1.2			21			58			1.8		
		VMP-14-20-111511	11/15/2011	18			<0.018	U		0.006			<0.0018	U		0.013	J		17			62			1.2		
		VMP-14-20-012612	1/26/2012	17			<0.018	U		0.0037			<0.0018	U		<0.088	U		12			68			1.4		
	29 ft	VMP-14-29	11/16/2009	17			<0.023	U		0.0073			<0.0023	U		<0.12	U		18			60			1		
		VMP-14-29-021811	2/18/2011	16			<0.026	U		0.0062			<0.0026	U		0.61			13			66			1.6		
		VMP-14-29-040511	4/5/2011	16			<0.028	U		0.0058			<0.0028	U		0.025	J		13			67			1.3		
		VMP-14-29-012612	1/26/2012	17			<0.016	U		0.0039			<0.0016	U		<0.082	U		12			68			1.3		

See last page of table for notes.

TABLE 5
CUMULATIVE SUMMARY OF SOIL VAPOR ANALYTICAL RESULTS - NATURAL GAS

				Carbon Dioxide			Carbon Monoxide			Ethane			Ethene			Helium			Methane			Nitrogen			Oxygen		
Location	Depth	Sample ID	Sample Date	Result (%)	Lab Qualifier	URS Qualifier	Result (%)	Lab Qualifier	URS Qualifier	Result (%)	Lab Qualifier	URS Qualifier	Result (%)	Lab Qualifier	URS Qualifier	Result (%)	Lab Qualifier	URS Qualifier	Result (%)	Lab Qualifier	URS Qualifier	Result (%)	Lab Qualifier	URS Qualifier	Result (%)	Lab Qualifier	URS Qualifier
VMP-15	5 ft	VMP-15-5	11/18/2009	13			<0.025	U		<0.0025	U		<0.0025	U		<0.13	U		<0.00025	U		82			4.8		
		VMP-15-5-D	11/18/2009	13			<0.025	U		<0.0025	U		<0.0025	U		<0.13	U		<0.00025	U		82			4.8		
		VMP 15-5-091410	9/14/2010	17			<0.025	U		<0.0025	U		<0.0025	U		<0.13	J	U	0.00012	J		80			3		
		VMP-15-5-113010	11/30/2010	15			<0.024	U		0.00077	J		<0.0024	U		0.04	J		1.3			82			1.5		
		VMP-15-5-021611	2/16/2011	10			<0.028	U		<0.0028	U		<0.0028	U		0.022	J		0.069			85			4.9		
		VMP-15-5-042011	4/20/2011	15			<0.026	U		<0.0026	U		<0.0026	U		0.04	J		0.056			83			1.9		
		VMP-15-5-080811	8/8/2011	14			<0.023	U		<0.0023	U		<0.0023	U		0.013	J		0.00011	J		78			7.6		
		VMP-15-5-111511	11/15/2011	11			<0.017	U		<0.0017	U		<0.0017	U		0.0082	J		0.000091	J		82			6.6		
		VMP-15-5-020112	2/1/2012	9.2			<0.017	U		<0.0017	U		<0.0017	U		<0.086	U		<0.00017	U		90			9.8		
	21.5 ft	VMP-15-21.5	11/18/2009	18			<0.023	U		0.012			<0.0023	U		<0.11	U		19			60			1.2		
		VMP 15-21.5-091410	9/14/2010	17			<0.025	U		0.012			<0.0025	U		1			13			66			2.3		
		VMP-15-21.5-113010	11/30/2010	19			<0.024	U		0.0085			<0.0024	U		0.22			11			68			1.3		
		VMP-15-21.5-021611	2/16/2011	18			<0.027	U		0.0034			<0.0027	U		0.0097	J		5.4			75			1.6		
		VMP-15-21.5-042011	4/20/2011	18			<0.028	U		0.0055			<0.0028	U		0.022	J		8.3			72			1.5		
		VMP-15-21.5-080811	8/8/2011	19			<0.028	U		0.013			<0.0028	U		0.016	J		16			64			1.3		
		VMP-15-21.5-111511	11/15/2011	16			<0.017	U		0.0021			<0.0017	U		0.0053	J		3.9			78			1.6		
		VMP-15-21.5-020112	2/1/2012	15			<0.017	U		0.0013	J		<0.0017	U		<0.084	U		2.2			79			3.8		
	25.5 ft	VMP-15-25.5	11/18/2009	17			<0.024	U		0.014			<0.0024	U		<0.12	U		20			60			1.1		
		VMP 15-25.5-091410	9/14/2010	7.1			<0.067	U		<0.0067	U		<0.0067	U		5.3			0.013			74			14		
		VMP-15-25.5-021611	2/16/2011	7.6			<0.026	U		0.0004	J		<0.0026	U		4.3			0.6			79			8.5		
		VMP-15-25.5-042011	4/20/2011	3.9			<0.028	U		<0.0028	U		<0.0028	U		9.9			0.0012			71			15		
		VMP-15-25.5-042011-DUP	4/20/2011	3.7			<0.026	U		<0.0026	U		<0.0026	U		9.5			0.0071			72			15		
		VMP-15-25.5-080811	8/8/2011	15			<0.028	U		<0.0028	U		<0.0028	U		3.6			0.0036			75			5.9		
		VMP-15-25.5-111511	11/15/2011	5			<0.017	U		<0.0017	U		<0.0017	U		4.1			0.012			78			13		
	29 ft	VMP-15-29	11/19/2009	17			<0.024	U		0.014			<0.0024	U		<0.12	U		20			60			1.2		
VMP-16	5 ft	VMP-16-5	11/20/2009	0.12			<0.025	U		<0.0025	U		<0.0025	U		38			<0.00025	U		49			13		
		VMP-16-5-090210	9/2/2010	18			<0.024	U		0.0014	J		<0.0024	U		0.032	J		43			38			1		
		VMP-16-5-112910	11/29/2010	12			<0.022	U		0.0008	J		<0.0022	U		0.1	J		32			48			7.3		
		VMP-16-5-021511	2/15/2011	15			<0.026	U		0.00093	J		<0.0026	U		0.03	J		43			40			1		
		VMP-16-5-042211	4/22/2011	17			<0.026	U		0.001	J		<0.0026	U		0.04	J		48			33			1.1		
		VMP-16-5-080511	8/5/2011	13			<0.028	U		0.00012	J		<0.0028	U		0.69			4.2			78			3.9		
	13.5 ft	VMP-16-13.5	11/19/2009	0.79			<0.024	U		<0.0024	U		<0.0024	U		24			0.1			58			17		
		VMP-16-13.5-090210	9/2/2010	19			<0.025	U		0.0014	J		<0.0025	U		<0.12	J	U	46			34			0.78		J
		VMP-16-13.5-090210-Dup	9/2/2010	18			<0.025	U		0.0014	J		<0.0025	U		<0.12	J	U	45			35			2		J
		VMP-16-13.5-112910	11/29/2010	17			<0.022	U		0.0012	J		<0.0022	U		0.011	J		50			31			0.84		
		VMP-16-13.5-021611	2/16/2011	15			<0.027	U		0.00087	J		<0.0027	U		0.013	J		37			46			1.1		
		VMP-16-13.5-021611-Dup	2/16/2011	14			<0.026	U		0.00084	J		<0.0026	U		0.039	J		36			49			1.1		
		VMP-16-13.5-042211	4/22/2011	16			<0.028	U		0.00099	J		<0.0028	U		0.064	J		48			33			0.93		
		VMP-16-13.5-080511	8/5/2011	8.4		J	<0.028	U	UJ	<0.0028	U	UJ	<0.0028	U	UJ	6.4		J	1.1		J	74		J	9.6		J
	19 ft	VMP-16-19	11/19/2009	2.2			<0.026	U		<0.0026	U		<0.0026	U		14			3.9			65			15		
		VMP-16-19-090210	9/2/2010	19			<0.025	U		0.0014	J		<0.0025	U		<0.12	U		51			28			0.73		
		VMP-16-19-112910	11/29/2010	17			<0.022	U		0.0012	J		<0.0022	U		0.014	J		51			29			1.5		
		VMP-16-19-021611	2/16/2011	14			<0.026	U		0.0009	J		<0.0026	U		0.016	J		40			44			1.3		
		VMP-16-19-042711	4/27/2011	16			<0.026	U		0.00071	J		<0.0026	U		3.4			33			46			1.2		
		VMP-16-19-042711-Dup	4/27/2011	15			<0.026	U		0.00071	J		<0.0026	U		3.6			31			48			1.9		
	31 ft	VMP-16-31	11/19/2009	4			<0.023	U		<0.0023	U		<0.0023	U		8.7			12			66			9.2		
		VMP-16-31-D	11/19/2009	3.7			<0.023	U		<0.0023	U		<0.0023	U		8.4			11			67			9.4		
		VMP-16-31-090310	9/3/2010	0.09			<0.061	U		<0.0061	U		<0.0061	U		22			0.00046	J		62			16		
		VMP-16-31-112910	11/29/2010	17			<0.022	U		0.0012	J		<0.0022	U		0.034	J		51			29			1.2		
VMP-17	5 ft	VMP-17-5	6/21/2010	6.7			<0.029	U		<0.0029	U		<0.0029	U		<0.14	U		0.00014	J		81			12		
		VMP-17-5-DUP	6/21/2010	6.8			<0.03	U		<0.003	U		<0.003	U		<0.15	U		0.00018	J		81			12		
		VMP-17-5-090110	9/1/2010	7.8			<0.054	U		<0.0054	U		<0.0054	U		0.089	J		<0.00054	J	U	80			12		
		VMP-17-5-112210	11/22/2010	5			<0.027	U		<0.0027	U		<0.0027	U		0.011	J		<0.00027	U		79			16		
		VMP-17-5-020711	2/7/2011	2			<0.051	U		<0.0051	U		<0.0051	U		<0.25	U		0.00017	J		73			25		
		VMP-17-5-040611	4/6/2011	3.2			<0.03	U		<0.003	U		<0.003	U		0.02	J		<0.0003	U		79			18		
		VMP-17-5-080111	8/1/2011	6.2			<0.029	U		<0.0029	U		<0.0029	U		0.012	J		0.0018			81			13		
		VMP-17-5-110711	11/7/2011	3.4			<0.022	U		<0.0022	U		<0.0022	U		0.0044	J		0.000024	J		78			18		
		VMP-17-5-012612	1/26/2012	2.8			<0.018	U		<0.0018	U		<0.0018	U		<0.09	U		<0.00018	U		79			18		
VMP-18	8.5 ft	VMP-18-8.5	6/18/2010	7.7			<0.029	U		<0.0029	U		<0.0029	U		<0.14	U		0.000026	J		81			11		
		VMP-18-8.5-090710	9/7/2010	9.3			<0.026	U		<0.0026	U		<0.0026	U		0.021	J		0.00011	J		80			11		
		VMP-18-8.5-111910	11/19/2010	8.2			<0.022	U		<0.0022	U		<0.0022	U		0.015	J		0.000054	J		80			12		
		VMP-18-8.5-020711	2/7/2011	5.6			<0.047	U		<0.0047	U		<0.0047	U		<0.23	U		<0.00047	U		79			15		
		VMP-18-8.5-020711-Dup	2/7/2011	5.8			<0.023	U		<0.0023	U		<0.0023	U		0.029	J		<0.00023	U		80			14		
		VMP-18-8.5-040711	4/7/2011	6.4			<0.026	U		<0.0026	U		<0.0026	U		0.037	J		0.000047	J		80			14		
		VMP-18-8.5-072811	7/28/2011	8.2			<0.028	U		<0.0028	U		<0.0028	U		0.21			<0.00028	U		80			12		
		VMP-18-8.5-110711	11/7/2011	7			<0.031	U		<0.0031	U		<0.0031	U		0.088	J		0.0012			76			17		
		VMP-18-8.5-012312	1/23/2012	5.1			<0.018	U		<0.0018	U		<0.0018	U		0.01	J		0.000022	J		78			17		

See last page of table for notes.

TABLE 5
CUMULATIVE SUMMARY OF SOIL VAPOR ANALYTICAL RESULTS - NATURAL GAS

				Carbon Dioxide			Carbon Monoxide			Ethane			Ethene			Helium			Methane			Nitrogen			Oxygen		
Location	Depth	Sample ID	Sample Date	Result (%)	Lab Qualifier	URS Qualifier	Result (%)	Lab Qualifier	URS Qualifier	Result (%)	Lab Qualifier	URS Qualifier	Result (%)	Lab Qualifier	URS Qualifier	Result (%)	Lab Qualifier	URS Qualifier	Result (%)	Lab Qualifier	URS Qualifier	Result (%)	Lab Qualifier	URS Qualifier	Result (%)	Lab Qualifier	URS Qualifier
VMP-19	5 ft	VMP-19-5	6/18/2010	8.7			<0.027	U		<0.0027	U		<0.0027	U		0.03			<0.00027	U		79			12		
		VMP-19-5-090110	9/1/2010	10			<0.053	U		<0.0053	U		<0.0053	U		0.049	J		0.00099			81			9.1		
		VMP-19-5-111510	11/15/2010	8.5			<0.028	U		<0.0028	U		<0.0028	U		<0.14	U		<0.00028	U		80			12		
		VMP-19-5-020411	2/4/2011	5.8			<0.024	U		<0.0024	U		<0.0024	U		0.018	J		0.00014	J		79			15		
		VMP-19-5-040711	4/7/2011	5.8			<0.027	U		<0.0027	U		<0.0027	U		0.047	J		<0.00027	U		78			16		
		VMP-19-5-080911	8/9/2011	9.1			<0.03	U		<0.003	U		<0.003	U		0.012	J		<0.0003	U		80			11		
		VMP-19-5-080911-Dup	8/9/2011	8.7			<0.028	U		<0.0028	U		<0.0028	U		0.01	J		<0.00028	U		80			11		
		VMP-19-5-110811	11/8/2011	5.5			<0.025	U		<0.0025	U		<0.0025	U		<0.13	U		0.000045	J		78			16		
		VMP-19-5-012612	1/26/2012	4.6			<0.017	U		<0.0017	U		<0.0017	U		0.008	J		0.000058	J		78			17		
VMP-20	5 ft	VMP-20-5-031411	3/14/2011	9.3			<0.024	U		<0.0024	U		<0.0024	U		0.012	J		0.00017	J		83			7.9		
		VMP-20-5-041511	4/15/2011	6.9			<0.027	U		<0.0027	U		<0.0027	U		0.045	J		0.0014			83			9.7		
		VMP-20-5-072511	7/25/2011	14			<0.028	U		<0.0028	U		<0.0028	U		0.021	J		0.000058	J		78			7.7		
		VMP-20-5-110111	11/1/2011	7.6			<0.016	U		<0.0016	U		<0.0016	U		0.033	J		0.000032	J		78			14		
		VMP-20-5-012312	1/23/2012	4.4			<0.017	U		<0.0017	U		<0.0017	U		0.0064	J		0.0001	J		78			18		
	10 ft	VMP-20-10-031411	3/14/2011	6.8			<0.024	U		<0.0024	U		<0.0024	U		<0.12	U		0.000065	J		83			10		
		VMP-20-10-041511	4/15/2011	7.3			<0.024	U		<0.0024	U		<0.0024	U		0.039	J		0.0001	J		83			9.3		
		VMP-20-10-072511	7/25/2011	8.1			<0.026	U		<0.0026	U		<0.0026	U		0.01	J		0.00021	J		84			7.8		
		VMP-20-10-110111	11/1/2011	8.3			<0.017	U		<0.0017	U		<0.0017	U		0.025	J		0.000063	J		80			12		
		VMP-20-10-012312	1/23/2012	5.7			<0.016	U		<0.0016	U		<0.0016	U		0.097			0.000051	J		79			15		
	25 ft	VMP-20-25-031411	3/14/2011	9.4			<0.024	U		<0.0024	U		<0.0024	U		0.0059	J		<0.00024	U		87			3.2		
		VMP-20-25-041511	4/15/2011	9.8			<0.028	U		<0.0028	U		<0.0028	U		0.042	J		<0.00028	U		88			2.6		
		VMP-20-25-072611	7/26/2011	8.5			<0.026	U		0.00011	J		<0.0026	U		0.01	J		0.23			89			1.8		
		VMP-20-25-110511	11/5/2011	9.1			<0.017	U		<0.0017	U		<0.0017	U		0.0033	J		<0.00017	U		88			2.9		
		VMP-20-25-012312	1/23/2012	7.7			<0.017	U		<0.0017	U		<0.0017	U		<0.084	U		0.00002	J		84			8.1		
VMP-21	5 ft	VMP-21-5-020911	2/9/2011	5.2			<0.023	U		0.00039	J		<0.0023	U		0.01	J		0.91			84			9.2		
		VMP-21-5-020911-Dup	2/9/2011	5.3			<0.024	U		0.00045	J		<0.0024	U		<0.12	U		0.91			84			9.2		
		VMP-21-5-041311	4/13/2011	2			<0.026	U		<0.0026	U		<0.0026	U		0.16			0.00056			81			17		
		VMP-21-5-072511	7/25/2011	14			<0.07	U		<0.007	U		<0.007	U		0.018	J		0.00029	J		76			10		
		VMP-21-5-110111	11/1/2011	4.1			<0.017	U		<0.0017	U		<0.0017	U		0.1			0.000034	J		79			17		
		VMP-21-5-012312	1/23/2012	1.4			<0.018	U		<0.0018	U		<0.0018	U		<0.088	U		0.000039	J		78			21		
		VMP-21-5-012312-Dup	1/23/2012	1.4			<0.016	U		<0.0016	U		<0.0016	U		<0.08	U		0.000033	J		78			21		
	10 ft	VMP-21-10-021011	2/10/2011	6.4			<0.025	U		0.00019	J		<0.0025	U		0.3			0.41			83			9.7		
		VMP-21-10-041311	4/13/2011	7.2			<0.026	U		<0.0026	U		<0.0026	U		0.021	J		0.00032			83			9.6		
		VMP-21-10-072511	7/25/2011	6			<0.12	U		<0.012	U		<0.012	U		<0.59	U		0.00021	J		68			26		
		VMP-21-10-110111	11/1/2011	7.2			<0.017	U		<0.0017	U		<0.0017	U		0.023	J		0.000031	J		79			14		
		VMP-21-10-012312	1/23/2012	4.7			<0.018	U		<0.0018	U		<0.0018	U		<0.088	U		0.000031	J		78			17		
	25 ft	VMP-21-25-021011	2/10/2011	6.4			<0.023	U		0.0017	J		<0.0023	U		0.0092	J		3.6			87			1.5		
		VMP-21-25-041411	4/14/2011	6.1			<0.026	U		0.0018	J		<0.0026	U		0.023	J		3.9			86			1.7		
		VMP-21-25-041411-Dup	4/14/2011	6.1			<0.026	U		0.0018	J		<0.0026	U		0.063	J		3.9			86			1.9		
		VMP-21-25-072611	7/26/2011	5.6			<0.026	U		0.00088	J		<0.0026	U		0.22			2.3			89			1.7		
		VMP-21-25-110511	11/5/2011	9.1			<0.017	U		0.000086	J		<0.0017	U		0.0034	J		0.24			89			2		
		VMP-21-25-012412	1/24/2012	12			<0.016	U		<0.0016	U		<0.0016	U		0.081			0.0098			86			2.2		
	33 ft	VMP-21-33-021011	2/10/2011	5.8			<0.023	U		0.0015	J		<0.0023	U		0.15			3.7			86			1.9		
		VMP-21-33-041411	4/14/2011	6			<0.027	U		0.0018	J		<0.0027	U		0.026	J		4			86			1.6		
		VMP-21-33-110511	11/5/2011	7			<0.019	U		<0.0019	U		<0.0019	U		0.003	J		0.2			91			1.9		
		VMP-21-33-012412	1/24/2012	11			<0.016	U		<0.0016	U		<0.0016	U		<0.082	U		0.046			86			2.5		
VMP-22	5 ft	VMP-22-5-021111	2/11/2011	8.4			<0.026	U		<0.0026	U		<0.0026	U		0.06	J		0.0078			84			8		
		VMP-22-5-041811	4/18/2011	7.1			<0.025	U		<0.0025	U		<0.0025	U		0.092	J		<0.00025	U		83			9.9		
		VMP-22-5-072611	7/26/2011	7.4			<0.055	U		<0.0055	U		<0.0055	U		0.015	J		<0.00055	U		80			12		
		VMP-22-5-110111	11/1/2011	2.6			<0.017	U		<0.0017	U		<0.0017	U		0.013	J		0.00004	J		79			18		
		VMP-22-5-012412	1/24/2012	0.7			<0.017	U		<0.0017	U		<0.0017	U		<0.084	U		0.000062	J		79			20		
	10 ft	VMP-22-10-021111	2/11/2011	10			<0.024	U		<0.0024	U		<0.0024	U		0.031	J		0.0034			84			5.5		
		VMP-22-10-041811	4/18/2011	8.9			<0.026	U		<0.0026	U		<0.0026	U		0.044	J		<0.00026	U		82			9.3		
		VMP-22-10-072611	7/26/2011	10			<0.03	U		<0.003	U		<0.003	U		<0.15	U		0.00016	J		85			4.9		
		VMP-22-10-072611-Dup	7/26/2011	10			<0.036	U		<0.0036	U		<0.0036	U		<0.18	U		0.00015	J		85			5		
		VMP-22-10-110211	11/2/2011	5.3			<0.017	U		<0.0017	U		<0.0017	U		0.015	J		<0.00017	U		79			16		
		VMP-22-10-012412	1/24/2012	2.2			<0.018	U		<0.0018	U		<0.0018	U		0.0065	J		0.000016	J		77			21		
	18 ft	VMP-22-18-021111	2/11/2011	11			<0.026	U		0.0008	J		<0.0026	U		0.014	J		1.5			85			1.7		
		VMP-22-18-041811	4/18/2011	11			<0.027	U		0.0007	J		<0.0027	U		0.027	J		1.5			86			1.6		
		VMP-22-18-072611	7/26/2011	10			<0.056	U		0.00046	J		<0.0056	U		0.019	J		0.9			84			5.3		
		VMP-22-18-110511	11/5/2011	14			<0.018	U		<0.0018	U		<0.0018	U		0.019	J		0.000043	J		84			2.4		
		VMP-22-18-012412	1/24/2012	10			<0.017	U		<0.0017	U		<0.0017	U		<0.084	U		0.000023	J		80			9.7		
	38 ft	VMP-22-38-041811	4/18/2011	11			<0.028	U		0.0011	J		<0.0028	U		0.023	J		2.1			84			1.9		
		VMP-22-38-012512	1/25/2012	15			<0.017	U		<0.0017	U		<0.0017	U		<0.084	U		0.0076			83			1.8		

See last page of table for notes.

TABLE 5
CUMULATIVE SUMMARY OF SOIL VAPOR ANALYTICAL RESULTS - NATURAL GAS

				Carbon Dioxide			Carbon Monoxide			Ethane			Ethene			Helium			Methane			Nitrogen			Oxygen		
Location	Depth	Sample ID	Sample Date	Result (%)	Lab Qualifier	URS Qualifier	Result (%)	Lab Qualifier	URS Qualifier	Result (%)	Lab Qualifier	URS Qualifier	Result (%)	Lab Qualifier	URS Qualifier	Result (%)	Lab Qualifier	URS Qualifier	Result (%)	Lab Qualifier	URS Qualifier	Result (%)	Lab Qualifier	URS Qualifier	Result (%)	Lab Qualifier	URS Qualifier
VMP-23	5 ft	VMP-23-5-021511	2/15/2011	1.8			<0.026	U		<0.0026	U		<0.0026	U		0.1	J		0.00015	J		79			19		
		VMP-23-5-042111	4/21/2011	4.2			<0.023	U		<0.0023	U		<0.0023	U		0.063	J		0.000072	J		79			17		
		VMP-23-5-072711	7/27/2011	7.7			<0.026	U		<0.0026	U		<0.0026	U		0.018	J		0.00018	J		82			10		
		VMP-23-5-110211	11/2/2011	2.6			<0.019	U		<0.0019	U		<0.0019	U		0.12			0.000057	J		79			18		
		VMP-23-5-012512	1/25/2012	1.9			<0.016	U		<0.0016	U		<0.0016	U		0.0075	J		0.00011	J		78			20		
	10 ft	VMP-23-10-021511	2/15/2011	8.1			<0.027	U		<0.0027	U		<0.0027	U		0.022	J		<0.00027	U		82			10		
		VMP-23-10-042111	4/21/2011	6.2			<0.028	U		<0.0028	U		<0.0028	U		1.5			<0.00028	U		79			13		
		VMP-23-10-072711	7/27/2011	9.4			<0.025	U		<0.0025	U		<0.0025	U		0.045	J		<0.00025	U		84			6.6		
		VMP-23-10-110211	11/2/2011	7.5			<0.018	U		<0.0018	U		<0.0018	U		0.0091	J		0.000037	J		82			10		
		VMP-23-10-012512	1/25/2012	4.4			<0.016	U		<0.0016	U		<0.0016	U		0.026	J		0.000064	J		79			17		
	25 ft	VMP-23-25-021511	2/15/2011	14			<0.025	U		<0.0025	U		<0.0025	U		0.02	J		0.000065	J		84			1.9		
		VMP-23-25-042111	4/21/2011	13			<0.026	U		<0.0026	U		<0.0026	U		0.08	J		0.00036			84			3.1		
		VMP-23-25-072711	7/27/2011	12			<0.029	U		<0.0029	U		<0.0029	U		0.0063	J		0.0011			86			1.9		
		VMP-23-25-110511	11/5/2011	11			<0.018	U		<0.0018	U		<0.0018	U		0.005	J		0.000029	J		84			5.2		
		VMP-23-25-012512	1/25/2012	12			<0.016	U		<0.0016	U		<0.0016	U		0.25			<0.00016	U		81			6.8		
VMP-24	5 ft	VMP-24-5-021611	2/16/2011	6.5			<0.028	U		<0.0028	U		<0.0028	U		0.016	J		0.00015	J		79			14		
		VMP-24-5-040811	4/8/2011	4.7			<0.023	U		<0.0023	U		<0.0023	U		0.013	J		0.0024			78			17		
		VMP-24-5-072811	7/28/2011	6.6			<0.028	U		<0.0028	U		<0.0028	U		0.71			0.00016	J		77			16		
		VMP-24-5-110211	11/2/2011	8.2			<0.019	U		<0.0019	U		<0.0019	U		<0.094	U		0.000056	J		79			13		
		VMP-24-5-110211-Dup	11/2/2011	8.2			<0.019	U		<0.0019	U		<0.0019	U		0.0044	J		0.000037	J		79			13		
		VMP-24-5-012512	1/25/2012	3.5			<0.016	U		<0.0016	U		<0.0016	U		0.0065	J		0.00019			78			18		
	10 ft	VMP-24-10-021711	2/17/2011	9			<0.027	U		<0.0027	U		<0.0027	U		0.02	J		0.000078	J		79			12		
		VMP-24-10-041111	4/11/2011	6.8			<0.025	U		<0.0025	U		<0.0025	U		0.051	J		0.00015	J		77			16		
		VMP-24-10-072811	7/28/2011	8.9			<0.028	U		<0.0028	U		<0.0028	U		0.0098	J		0.00013	J		79			12		
		VMP-24-10-110211	11/2/2011	9.3			<0.016	U		<0.0016	U		<0.0016	U		0.014	J		0.000067	J		79			12		
		VMP-24-10-012512	1/25/2012	7.2			<0.016	U		<0.0016	U		<0.0016	U		<0.078	U		0.00011	J		78			15		
	22 ft	VMP-24-22-021711	2/17/2011	9.7			<0.027	U		<0.0027	U		<0.0027	U		0.16			0.00031			78			12		
		VMP-24-22-041111	4/11/2011	9.3			<0.025	U		<0.0025	U		<0.0025	U		0.021	J		<0.00025	U		78			13		
		VMP-24-22-072811	7/28/2011	9.6			<0.025	U		<0.0025	U		<0.0025	U		0.0046	J		0.00016	J		78			12		
		VMP-24-22-072811-Dup	7/28/2011	9.7			<0.029	U		<0.0029	U		<0.0029	U		<0.14	U		0.00017	J		78			12		
		VMP-24-22-110611	11/6/2011	7.9			<0.018	U		<0.0018	U		<0.0018	U		0.21			0.00011	J		78			14		
		VMP-24-22-012512	1/25/2012	9			<0.016	U		<0.0016	U		<0.0016	U		0.23			0.00011	J		77			14		
	34 ft	VMP-24-34-021711	2/17/2011	10			<0.027	U		<0.0027	U		<0.0027	U		0.15			0.000049	J		79			11		
		VMP-24-34-041111	4/11/2011	9.4			<0.024	U		<0.0024	U		<0.0024	U		0.085	J		<0.00024	U		78			13		
		VMP-24-34-072811	7/28/2011	7.5			<0.021	U		<0.0021	U		<0.0021	U		0.024	J		0.00014	J		78			14		
		VMP-24-34-110611	11/6/2011	6.7			<0.014	U		<0.0014	U		<0.0014	U		0.0045	J		0.000074	J		78			15		
		VMP-24-34-012512	1/25/2012	7.6			<0.017	U		<0.0017	U		<0.0017	U		<0.084	U		0.000091	J		77			15		
VMP-25	5 ft	VMP-25-5-031511	3/15/2011	4.5			<0.024	U		<0.0024	U		<0.0024	U		<0.12	U		0.044			93			2.9		
		VMP-25-5-040811	4/8/2011	6.9			<0.028	U		<0.0028	U		<0.0028	U		0.024	J		0.0036			90			3.4		
		VMP-25-5-080911	8/9/2011	5.3			<0.023	U		<0.0023	U		<0.0023	U		0.012	J		0.00094			81			14		
		VMP-25-5-080911-Dup	8/9/2011	7.8			<0.02	U		<0.002	U		<0.002	U		0.25			0.0013			180			11		
		VMP-25-5-111711	11/17/2011	3.2			<0.017	U		<0.0017	U		<0.0017	U		<0.084	U		0.000071	J		86			11		
		VMP-25-5-013112	1/31/2012	2.5			<0.018	U		<0.0018	U		<0.0018	U		<0.092	U		0.0001	J		86			11		
	21 ft	VMP-25-21-031511	3/15/2011	15			<0.024	U		0.029			<0.0024	U		<0.12	U		30			50			1.1		
		VMP-25-21-031511-Dup	3/15/2011	14			<0.024	U		0.029			<0.0024	U		<0.12	U		29			52			1.2		
		VMP-25-21-040811	4/8/2011	14			<0.025	U		0.02			<0.0025	U		0.009	J		26			54			2.8		
		VMP-25-21-040811-Dup	4/8/2011	13			<0.026	U		0.02			<0.0026	U		0.026	J		25			56			3.3		
		VMP-25-21-080911	8/9/2011	9.2			<0.026	U		0.016			<0.0026	U		0.0086	J		22			61			7.3		
		VMP-25-21-111711	11/17/2011	13			<0.017	U		0.019			<0.0017	U		0.0055	J		26			54			3.8		
		VMP-25-21-111711-Dup	11/17/2011	13			<0.017	U		0.019			<0.0017	U		0.0039	J		26			54			4		
		VMP-25-21-013112	1/31/2012	15			<0.018	U		0.022			<0.0018	U		<0.088	U		30			51			1.2		
		VMP-25-21-013112-Dup	2/1/2012	15			<0.018	U		0.022			<0.0018	U		<0.088	U		30			51			1.1		

Notes
Lab Qualifiers
J = Estimated value; results between the MDL and RL
U = Compound analyzed for but not detected above the RL
URS Qualifiers
J = Estimated detection
UJ = Estimated non-detect
U = Non-detect due to blank contamination
[ ] = Values highlighted in light gray reflect results from previous quarters

The following EVS descriptions and assumptions apply to **Figures 9** through **12**:

Plan View Model Output – The data input for the plan view model was not limited by depth and was modeled in three dimensions (3D). The bottom surface of the resulting model was limited to the potentiometric groundwater surface elevation. The two dimensional (2D) appearance of the figures created from the 3D model was achieved by displaying an aerial view of horizontal slices through the model. The horizontal slices were taken parallel to the ground surface that was created from GPS survey data, rather than at single elevation plane. The result of this is a surface that accurately represents soil vapor concentrations at discreet depths measured from ground surface.

Inward Kriging / Boundary Cut-off – This method of kriging limits the horizontal extent of data modeling to the extent of the data on the x/y plane in a convex hull. The model is bounded by the VMPs.

Vertical Cut-off – The bottom surface of this model is based on the 4Q11 groundwater gauging data collected in Roxana. The groundwater gauging data was used to model a 2D surface that represents the interface between the top surface of groundwater and the bottom surface of soil vapor.

Duplicate Samples – Analytical concentrations from duplicate samples collected at the same location and depth were averaged.

Detection Limits – In cases where the lab reported a non-detect, half the value of the lab detection limit was used in the model. This conservative method is based on the assumption that the soil is likely not free of benzene but the quantity contained is lower than detectable at the analyzed dilution. Data are posted where non-detect.

File: P:\ENVIRONMENTAL\SHELL OIL PRODUCT US\B-ROXANA-ROUTE 111\21562XXXX_ROXANA I & A\SOIL VAPOR SAMPLING\2012\1Q2012\REPORT\FIGURES\FIGURE 1 INVESTIGATION AREA LOCATION MAP.DWG Last edited: 03/21/12 @ 2:50 p.m. @ WCC-ST.LOUIS

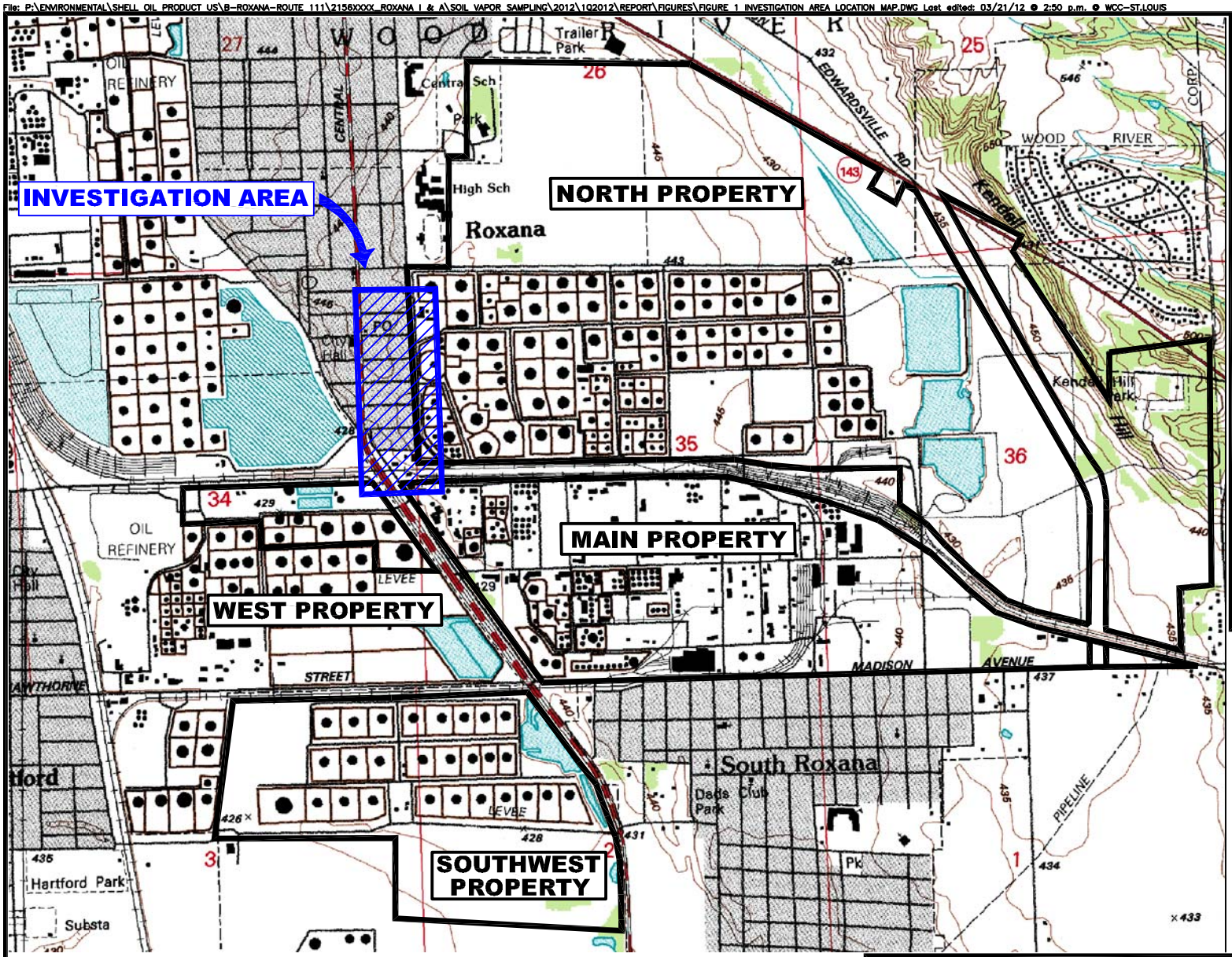

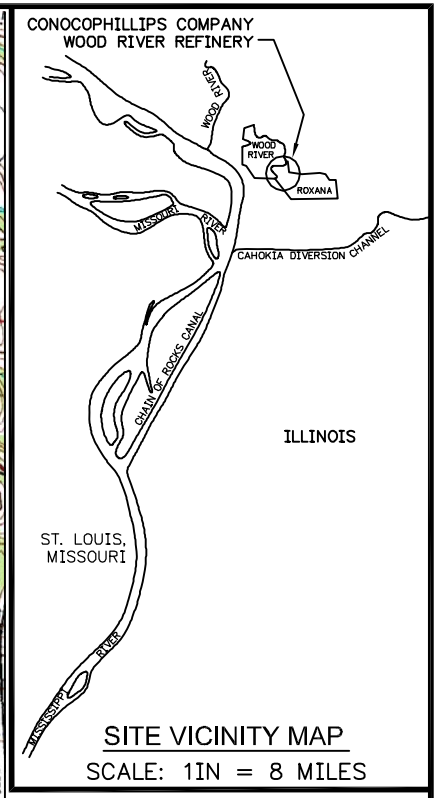

SITE VICINITY MAP
SCALE: 1IN = 8 MILES

LEGEND

WOOD RIVER REFINERY PROPERTY BOUNDARY

INVESTIGATION AREA

CONTOUR INTERVAL = 5 FT

Ø 2ØØØ
SCALE FEET

N

SOURCE:
MAP TAKEN FROM ELECTRONIC USGS DIGITAL RASTER GRAPHIC 7.5 MINUTE TOPOGRAPHIC MAP OF WOOD RIVER, ILL-MO REVISED 1994.

SHELL OIL PRODUCTS US SOIL VAPOR MONITORING PROGRAM ROXANA, ILLINOIS	PROJECT NO. 21562735
URS	
DRN. BY: djd March 2012 DSGN. BY: djd CHKD. BY: mpm	Investigation Area Location Map
	FIG. NO. 1

File: P:\ENVIRONMENTAL\SHELL OIL PRODUCT US\B-ROXANA-ROUTE 111\2156XXXX_ROXANA I & A\SOIL VAPOR SAMPLING\2012\1Q2012\REPORT\FIGURES\FIGURE 2 VAPOR MONITORING SAMPLING POINT LOCATIONS.DWG Last edited: MAR. 21, 12 @ 2:53 p.m. by: david_deguire

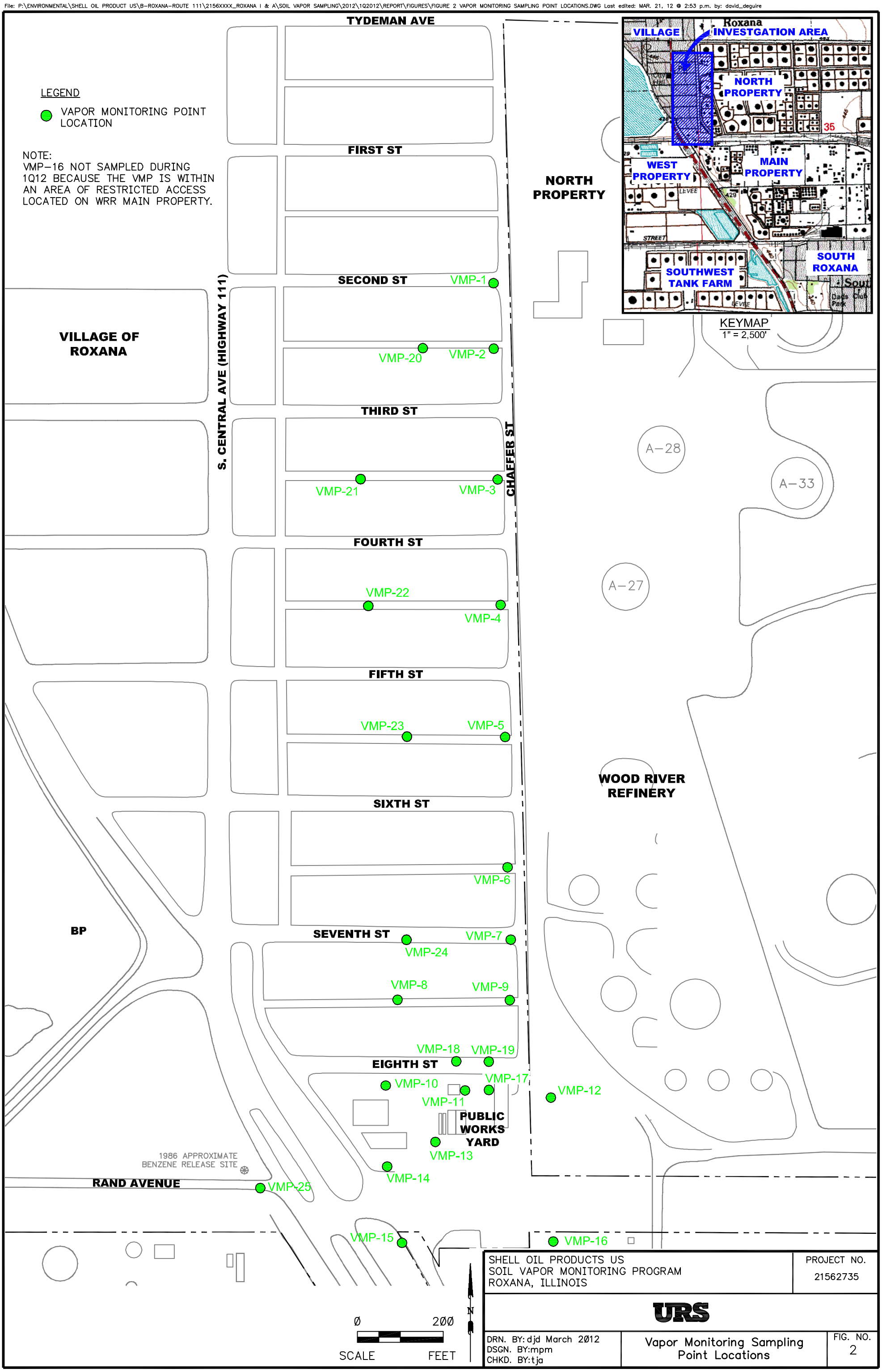

SHELL OIL PRODUCTS US SOIL VAPOR MONITORING PROGRAM ROXANA, ILLINOIS	PROJECT NO. 21562735
URS	
DRN. BY: djd March 2012 DSGN. BY:mpm CHKD. BY:tja	Vapor Monitoring Sampling Point Locations
	FIG. NO. 2

NOTES:

1) CONTOUR LINES PRIMARILY GENERATED BY SURFER VERSION 8 MODELING OF GROUNDWATER ELEVATIONS. SOME INTERPRETATION WAS DONE UTILIZING PROFESSIONAL JUDGMENT AND CONTOUR LINES WERE MODIFIED BY HAND.

2) ELEVATIONS ARE RELATIVE TO 1988 USGS DATUM.

3) ROST-4-PZ (A-G) WELLS WERE GAUGED BUT NOT DISPLAYED DUE TO MAP SCALE LIMITATIONS.

4) COMPREHENSIVE GROUNDWATER ELEVATIONS WERE MEASURED JANUARY 3-5, 2012.

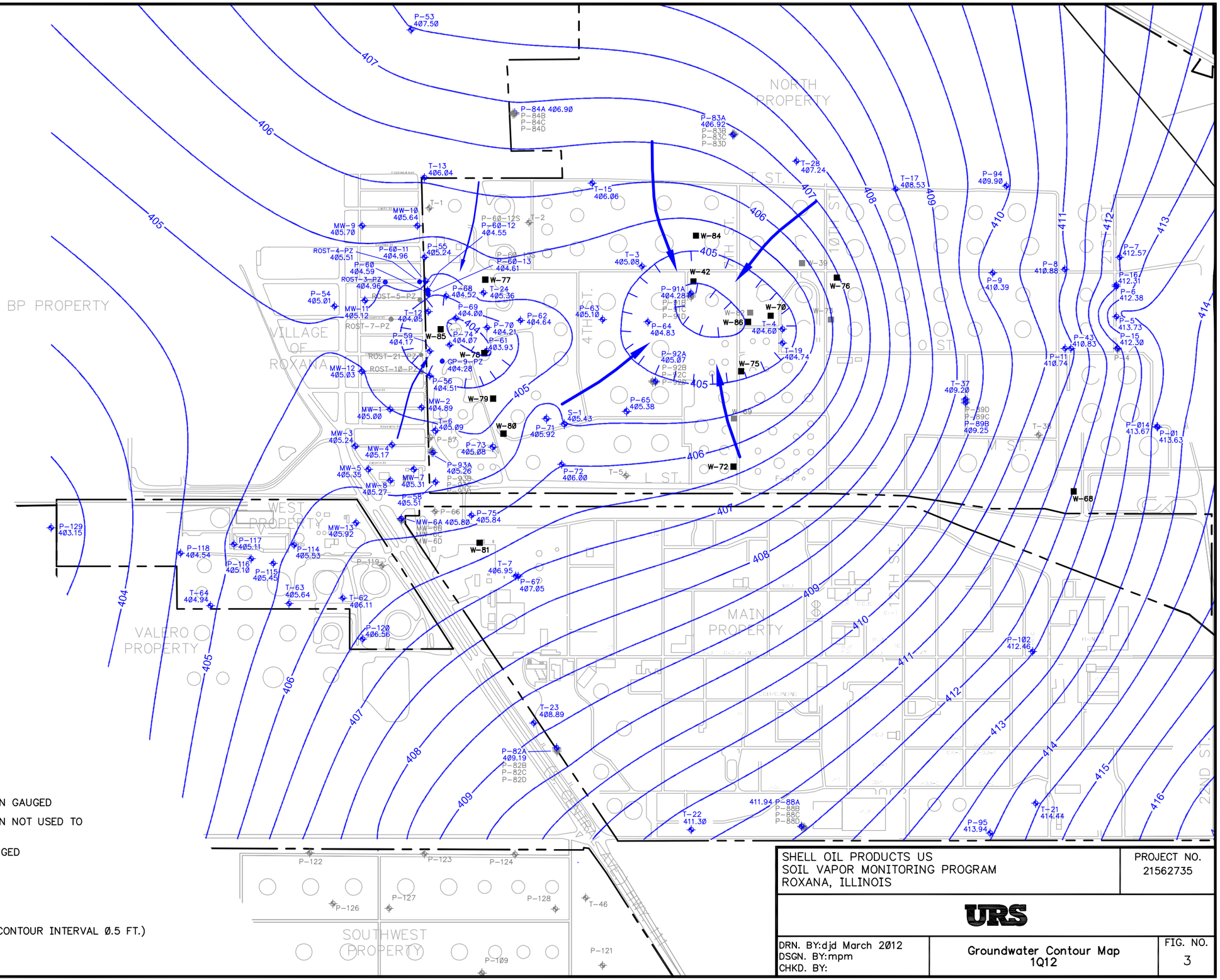

LEGEND

- GROUNDWATER MONITORING WELL LOCATION GAUGED
- GROUNDWATER MONITORING WELL LOCATION NOT USED TO GENERATE GROUNDWATER CONTOURS
- GROUNDWATER PIEZOMETER LOCATION GAUGED
- WRR GROUNDWATER DEPRESSION WELLS
- GROUNDWATER GRADIENT
- 407 GROUNDWATER SURFACE CONTOUR NGVD (CONTOUR INTERVAL 0.5 FT.)

SHELL OIL PRODUCTS US SOIL VAPOR MONITORING PROGRAM ROXANA, ILLINOIS		PROJECT NO. 21562735
URS		
DRN. BY:djd March 2012 DSGN. BY:mpm CHKD. BY:	Groundwater Contour Map 1Q12	FIG. NO. 3

FILE: P:\ENVIRONMENTAL\SHELL OIL PRODUCT US\B-ROXANA-ROUTE 111\21562XXX-ROXANA I & A\SOIL VAPOR SAMPLING\2012\1Q2012\REPORT\FIGURES\FIGURE 3 GROUNDWATER CONTOUR MAP 1Q12 (JANUARY 3-5, 2012).DWG Last edited: MAR. 21, 12 @ 2:54 p.m. by: david.deguire

File: P:\ENVIRONMENTAL\SHELL OIL PRODUCT US\B-ROXANA-ROUTE 111\2156XXXX_ROXANA I & A\SOIL VAPOR SAMPLING\2012\1Q2012\REPORT\FIGURES\FIGURE 4 VAPOR PORT SCREEN COMPARISON TO GW ELEVATIONS (JANUARY 3-5, 2012).DWG Last edited: MAR. 21, 12 @ 2:56 p.m. by: david_deguire

NOTES:

1) COMPREHENSIVE GROUNDWATER ELEVATIONS WERE MEASURED JANUARY 3-5, 2012.

2) CONTOUR LINES PRIMARILY GENERATED BY SURFER VERSION 8 MODELING OF GROUNDWATER ELEVATIONS. SOME INTERPRETATION WAS DONE UTILIZING PROFESSIONAL JUDGMENT AND CONTOUR LINES WERE MODIFIED BY HAND.

3) ELEVATIONS ARE RELATIVE TO 1988 USGS DATUM.

---

* INDICATES THAT THE LNAPL AND/OR WATER LEVEL IS ABOVE THE TOP OF THE GROUNDWATER MONITORING WELL SCREEN OR THE VMP SCREEN.

LEGEND

- GROUNDWATER MONITORING WELL LOCATION GAUGED
- VAPOR MONITORING POINT LOCATION (ELEVATION OF TOP OF THE DEEPEST PORT SCREEN)
- GROUNDWATER MONITORING WELL LOCATION (NOT GAUGED AND/OR NOT USED TO GENERATE CONTOUR LINES)
- GROUNDWATER CONTOUR

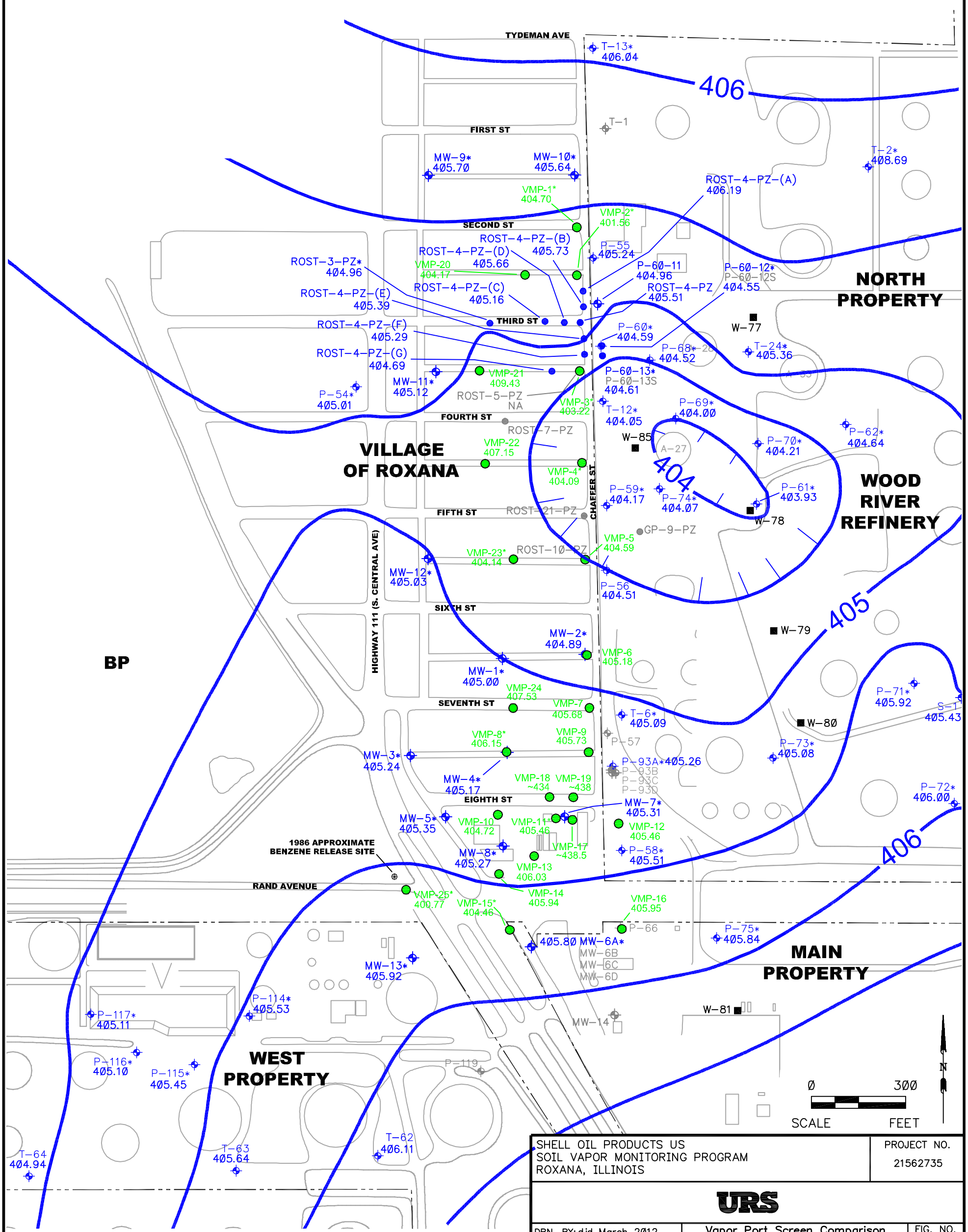

SHELL OIL PRODUCTS US SOIL VAPOR MONITORING PROGRAM ROXANA, ILLINOIS	PROJECT NO. 21562735
URS	
DRN. BY: djd March 2012 DSGN. BY: mpm CHKD. BY:	Vapor Port Screen Comparison to Groundwater Elevations January 3-5, 2012
	FIG. NO. 4

File: P:\ENVIRONMENTAL\SHELL OIL PRODUCT US\B-ROXANA-ROUTE 111\2156XXXX_ROXANA I & A\SOIL VAPOR SAMPLING\2012\1Q2012\REPORT\FIGURES\FIGURE 5 SUMMARY OF BENZENE SOIL VAPOR ANALYTICAL RESULTS (VILLAGE).DWG Last edited: MAR. 21, 12 @ 3:03 p.m. by: david_deguire

LEGEND

VAPOR MONITORING POINT LOCATION

BENZENE CONCENTRATION > SCREENING CRITERION (0.37 mg/m³), FOR RESIDENTIAL.

NOTES:

1. Not Sampled[1] = VMP SCREEN SUBMERGED BELOW WATER TABLE. NO SAMPLE COLLECTED.
2. DATA NOT ACCEPTED[2] = DUE TO HELIUM RESULTS.
3. J = RESULT IS ESTIMATED < = NOT DETECTED AT INDICATED REPORTING LIMIT.
4. MULTIPLE RESULTS (e.g., 440/410) INDICATE DUPLICATE SAMPLES.

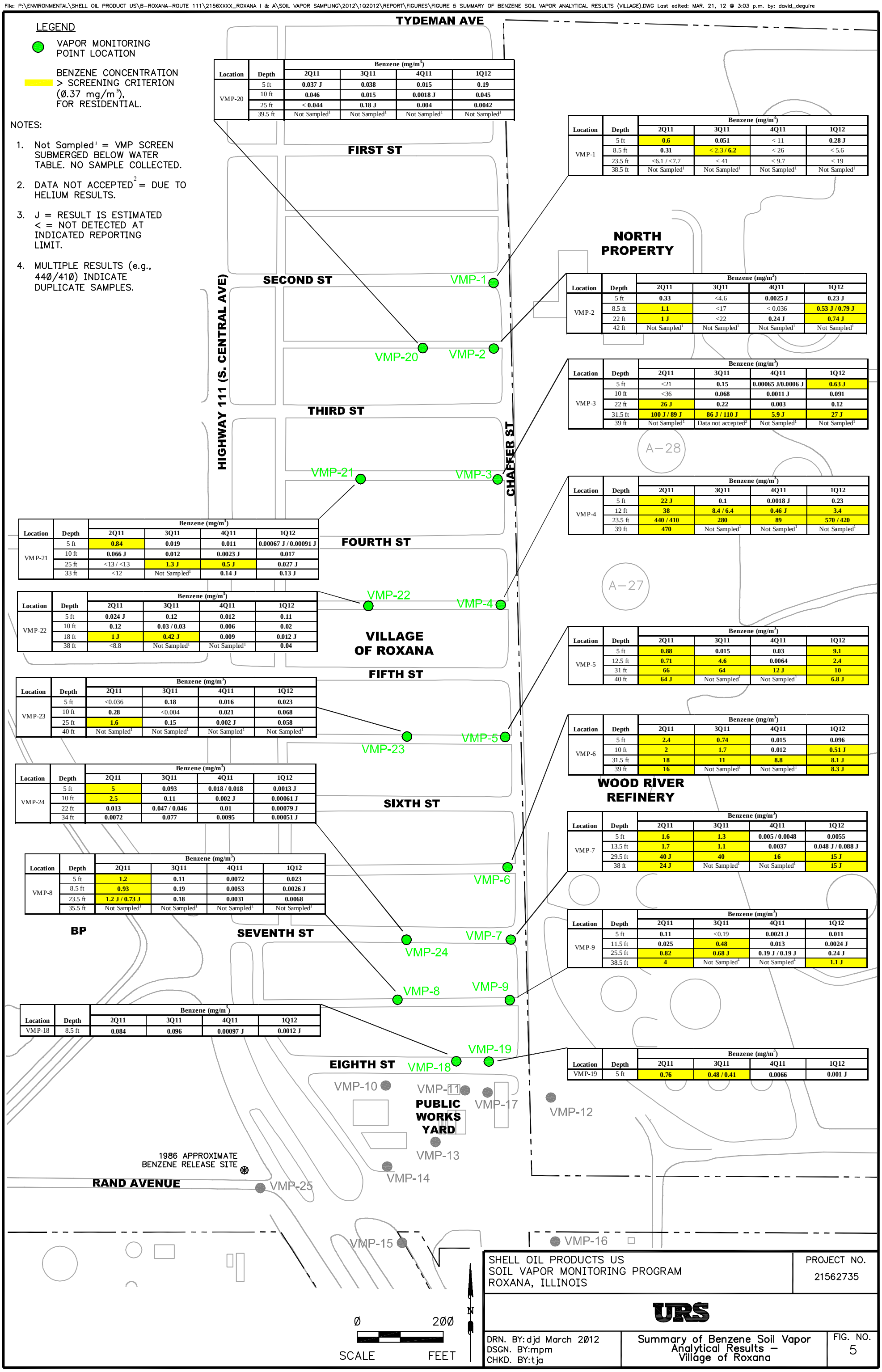

Location	Depth	Benzene (mg/m³) 2Q11	3Q11	4Q11	1Q12
VMP-20	5 ft	0.037 J	0.038	0.015	0.19
	10 ft	0.046	0.015	0.0018 J	0.045
	25 ft	< 0.044	0.18 J	0.004	0.0042
	39.5 ft	Not Sampled[1]	Not Sampled[1]	Not Sampled[1]	Not Sampled[1]

Location	Depth	Benzene (mg/m³) 2Q11	3Q11	4Q11	1Q12
VMP-1	5 ft	0.6	0.051	< 11	0.28 J
	8.5 ft	0.31	< 2.3 / 6.2	< 26	< 5.6
	23.5 ft	<6.1 / <7.7	< 41	< 9.7	< 19
	38.5 ft	Not Sampled[1]	Not Sampled[1]	Not Sampled[1]	Not Sampled[1]

Location	Depth	Benzene (mg/m³) 2Q11	3Q11	4Q11	1Q12
VMP-2	5 ft	0.33	<4.6	0.0025 J	0.23 J
	8.5 ft	1.1	<17	< 0.036	0.53 J / 0.79 J
	22 ft	1 J	<22	0.24 J	0.74 J
	42 ft	Not Sampled[1]	Not Sampled[1]	Not Sampled[1]	Not Sampled[1]

Location	Depth	Benzene (mg/m³) 2Q11	3Q11	4Q11	1Q12
VMP-3	5 ft	<21	0.15	0.00065 J/0.0006 J	0.63 J
	10 ft	<36	0.068	0.0011 J	0.091
	22 ft	26 J	0.22	0.003	0.12
	31.5 ft	100 J / 89 J	86 J / 110 J	5.9 J	27 J
	39 ft	Not Sampled[1]	Data not accepted[2]	Not Sampled[1]	Not Sampled[1]

Location	Depth	Benzene (mg/m³) 2Q11	3Q11	4Q11	1Q12
VMP-4	5 ft	22 J	0.1	0.0018 J	0.23
	12 ft	38	8.4 / 6.4	0.46 J	3.4
	23.5 ft	440 / 410	280	89	570 / 420
	39 ft	470	Not Sampled[1]	Not Sampled[1]	Not Sampled[1]

Location	Depth	Benzene (mg/m³) 2Q11	3Q11	4Q11	1Q12
VMP-5	5 ft	0.88	0.015	0.03	9.1
	12.5 ft	0.71	4.6	0.0064	2.4
	31 ft	66	64	12 J	10
	40 ft	64 J	Not Sampled[1]	Not Sampled[1]	6.8 J

Location	Depth	Benzene (mg/m³) 2Q11	3Q11	4Q11	1Q12
VMP-6	5 ft	2.4	0.74	0.015	0.096
	10 ft	2	1.7	0.012	0.51 J
	31.5 ft	18	11	8.8	8.1 J
	39 ft	16	Not Sampled[1]	Not Sampled[1]	8.3 J

Location	Depth	Benzene (mg/m³) 2Q11	3Q11	4Q11	1Q12
VMP-7	5 ft	1.6	1.3	0.005 / 0.0048	0.0055
	13.5 ft	1.7	1.1	0.0037	0.048 J / 0.088 J
	29.5 ft	40 J	40	16	15 J
	38 ft	24 J	Not Sampled[1]	Not Sampled[1]	15 J

Location	Depth	Benzene (mg/m³) 2Q11	3Q11	4Q11	1Q12
VMP-9	5 ft	0.11	<0.19	0.0021 J	0.011
	11.5 ft	0.025	0.48	0.013	0.0024 J
	25.5 ft	0.82	0.68 J	0.19 J / 0.19 J	0.24 J
	38.5 ft	4	Not Sampled[1]	Not Sampled[1]	1.1 J

Location	Depth	Benzene (mg/m³) 2Q11	3Q11	4Q11	1Q12
VMP-19	5 ft	0.76	0.48 / 0.41	0.0066	0.001 J

Location	Depth	Benzene (mg/m³) 2Q11	3Q11	4Q11	1Q12
VMP-21	5 ft	0.84	0.019	0.011	0.00067 J / 0.00091 J
	10 ft	0.066 J	0.012	0.0023 J	0.017
	25 ft	<13 / <13	1.3 J	0.5 J	0.027 J
	33 ft	<12	Not Sampled[1]	0.14 J	0.13 J

Location	Depth	Benzene (mg/m³) 2Q11	3Q11	4Q11	1Q12
VMP-22	5 ft	0.024 J	0.12	0.012	0.11
	10 ft	0.12	0.03 / 0.03	0.006	0.02
	18 ft	1 J	0.42 J	0.009	0.012 J
	38 ft	<8.8	Not Sampled[1]	Not Sampled[1]	0.04

Location	Depth	Benzene (mg/m³) 2Q11	3Q11	4Q11	1Q12
VMP-23	5 ft	<0.036	0.18	0.016	0.023
	10 ft	0.28	<0.004	0.021	0.068
	25 ft	1.6	0.15	0.002 J	0.058
	40 ft	Not Sampled[1]	Not Sampled[1]	Not Sampled[1]	Not Sampled[1]

Location	Depth	Benzene (mg/m³) 2Q11	3Q11	4Q11	1Q12
VMP-24	5 ft	5	0.093	0.018 / 0.018	0.0013 J
	10 ft	2.5	0.11	0.002 J	0.00061 J
	22 ft	0.013	0.047 / 0.046	0.01	0.00079 J
	34 ft	0.0072	0.077	0.0095	0.00051 J

Location	Depth	Benzene (mg/m³) 2Q11	3Q11	4Q11	1Q12
VMP-8	5 ft	1.2	0.11	0.0072	0.023
	8.5 ft	0.93	0.19	0.0053	0.0026 J
	23.5 ft	1.2 J / 0.73 J	0.18	0.0031	0.0068
	35.5 ft	Not Sampled[1]	Not Sampled[1]	Not Sampled[1]	Not Sampled[1]

Location	Depth	Benzene (mg/m³) 2Q11	3Q11	4Q11	1Q12
VMP-18	8.5 ft	0.084	0.096	0.00097 J	0.0012 J

SHELL OIL PRODUCTS US
SOIL VAPOR MONITORING PROGRAM
ROXANA, ILLINOIS

PROJECT NO. 21562735

URS

DRN. BY: djd March 2012
DSGN. BY: mpm
CHKD. BY: tja

Summary of Benzene Soil Vapor Analytical Results – Village of Roxana

FIG. NO. 5

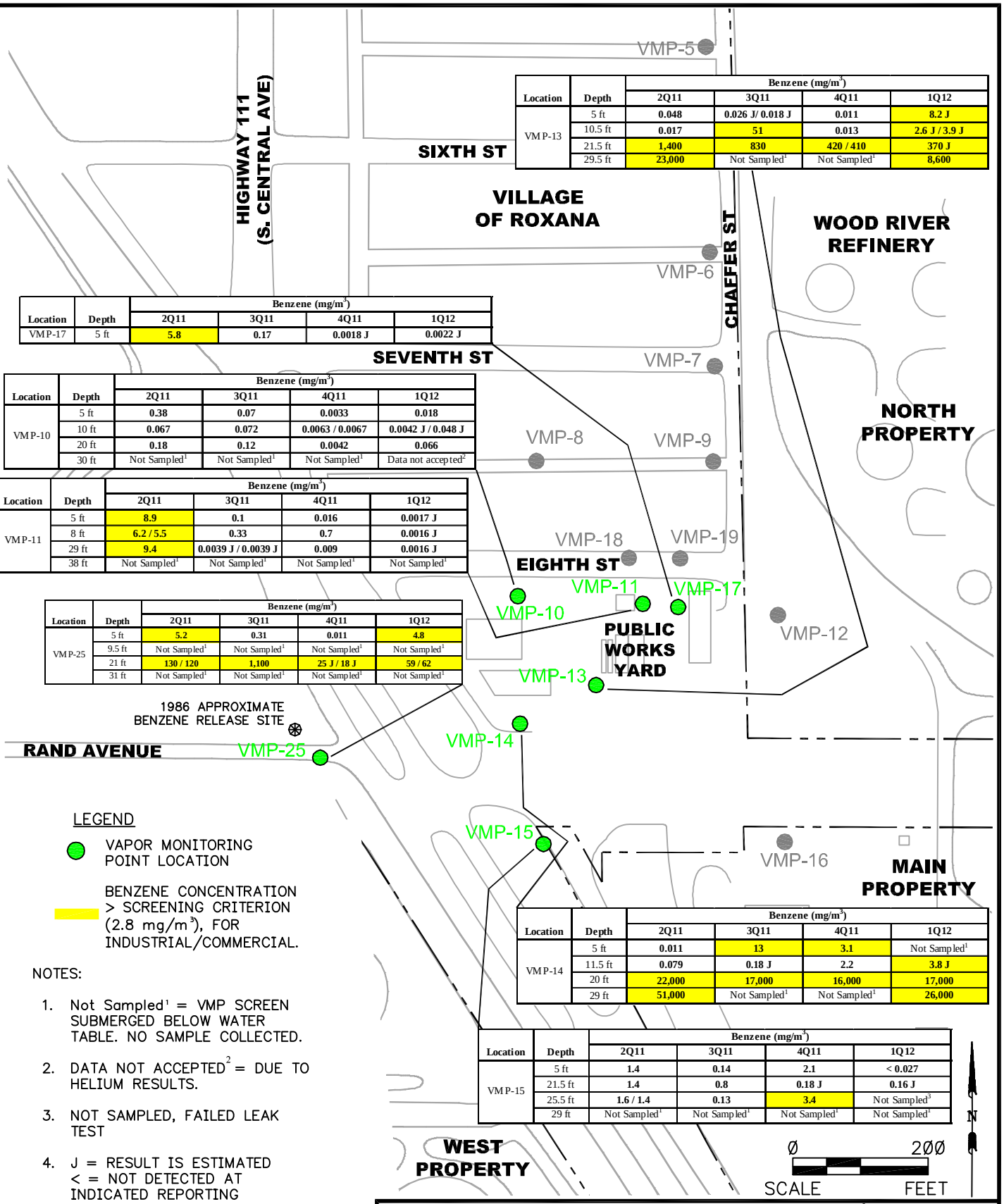

Location	Depth	Benzene (mg/m³) 2Q11	3Q11	4Q11	1Q12
VMP-13	5 ft	0.048	0.026 J/ 0.018 J	0.011	8.2 J
	10.5 ft	0.017	51	0.013	2.6 J / 3.9 J
	21.5 ft	1,400	830	420 / 410	370 J
	29.5 ft	23,000	Not Sampled[1]	Not Sampled[1]	8,600

Location	Depth	Benzene (mg/m³) 2Q11	3Q11	4Q11	1Q12
VMP-17	5 ft	5.8	0.17	0.0018 J	0.0022 J

Location	Depth	Benzene (mg/m³) 2Q11	3Q11	4Q11	1Q12
VMP-10	5 ft	0.38	0.07	0.0033	0.018
	10 ft	0.067	0.072	0.0063 / 0.0067	0.0042 J / 0.048 J
	20 ft	0.18	0.12	0.0042	0.066
	30 ft	Not Sampled[1]	Not Sampled[1]	Not Sampled[1]	Data not accepted[2]

Location	Depth	Benzene (mg/m³) 2Q11	3Q11	4Q11	1Q12
VMP-11	5 ft	8.9	0.1	0.016	0.0017 J
	8 ft	6.2 / 5.5	0.33	0.7	0.0016 J
	29 ft	9.4	0.0039 J / 0.0039 J	0.009	0.0016 J
	38 ft	Not Sampled[1]	Not Sampled[1]	Not Sampled[1]	Not Sampled[1]

Location	Depth	Benzene (mg/m³) 2Q11	3Q11	4Q11	1Q12
VMP-25	5 ft	5.2	0.31	0.011	4.8
	9.5 ft	Not Sampled[1]	Not Sampled[1]	Not Sampled[1]	Not Sampled[1]
	21 ft	130 / 120	1,100	25 J / 18 J	59 / 62
	31 ft	Not Sampled[1]	Not Sampled[1]	Not Sampled[1]	Not Sampled[1]

Location	Depth	Benzene (mg/m³) 2Q11	3Q11	4Q11	1Q12
VMP-14	5 ft	0.011	13	3.1	Not Sampled[1]
	11.5 ft	0.079	0.18 J	2.2	3.8 J
	20 ft	22,000	17,000	16,000	17,000
	29 ft	51,000	Not Sampled[1]	Not Sampled[1]	26,000

Location	Depth	Benzene (mg/m³) 2Q11	3Q11	4Q11	1Q12
VMP-15	5 ft	1.4	0.14	2.1	< 0.027
	21.5 ft	1.4	0.8	0.18 J	0.16 J
	25.5 ft	1.6 / 1.4	0.13	3.4	Not Sampled[3]
	29 ft	Not Sampled[1]	Not Sampled[1]	Not Sampled[1]	Not Sampled[1]

LEGEND

VAPOR MONITORING POINT LOCATION

BENZENE CONCENTRATION > SCREENING CRITERION (2.8 mg/m³), FOR INDUSTRIAL/COMMERCIAL.

NOTES:

1. Not Sampled[1] = VMP SCREEN SUBMERGED BELOW WATER TABLE. NO SAMPLE COLLECTED.
2. DATA NOT ACCEPTED[2] = DUE TO HELIUM RESULTS.
3. NOT SAMPLED, FAILED LEAK TEST
4. J = RESULT IS ESTIMATED < = NOT DETECTED AT INDICATED REPORTING LIMIT.

   MULTIPLE RESULTS (e.g., 440/410) INDICATE
5. DUPLICATE SAMPLES.

SHELL OIL PRODUCTS US
SOIL VAPOR MONITORING PROGRAM
ROXANA, ILLINOIS

PROJECT NO. 21562735

URS

DRN. BY: djd March 2012
DSGN. BY: mpm
CHKD. BY: tja

Summary of Benzene Soil Vapor Analytical Results– Public Works Yard

FIG. NO. 6

FILE: P:\ENVIRONMENTAL\SHELL OIL PRODUCT US\B-ROXANA-ROUTE 111\21562XXX_ROXANA I & A\SOIL VAPOR SAMPLING\2012\REPORT\FIGURES\FIGURE 6 SUMMARY OF BENZENE SOIL VAPOR ANALYTICAL RESULTS (PUBLIC WORKS YARD).DWG Last edited: MAR. 21, 12 @ 3:10 p.m. by: david_deguire

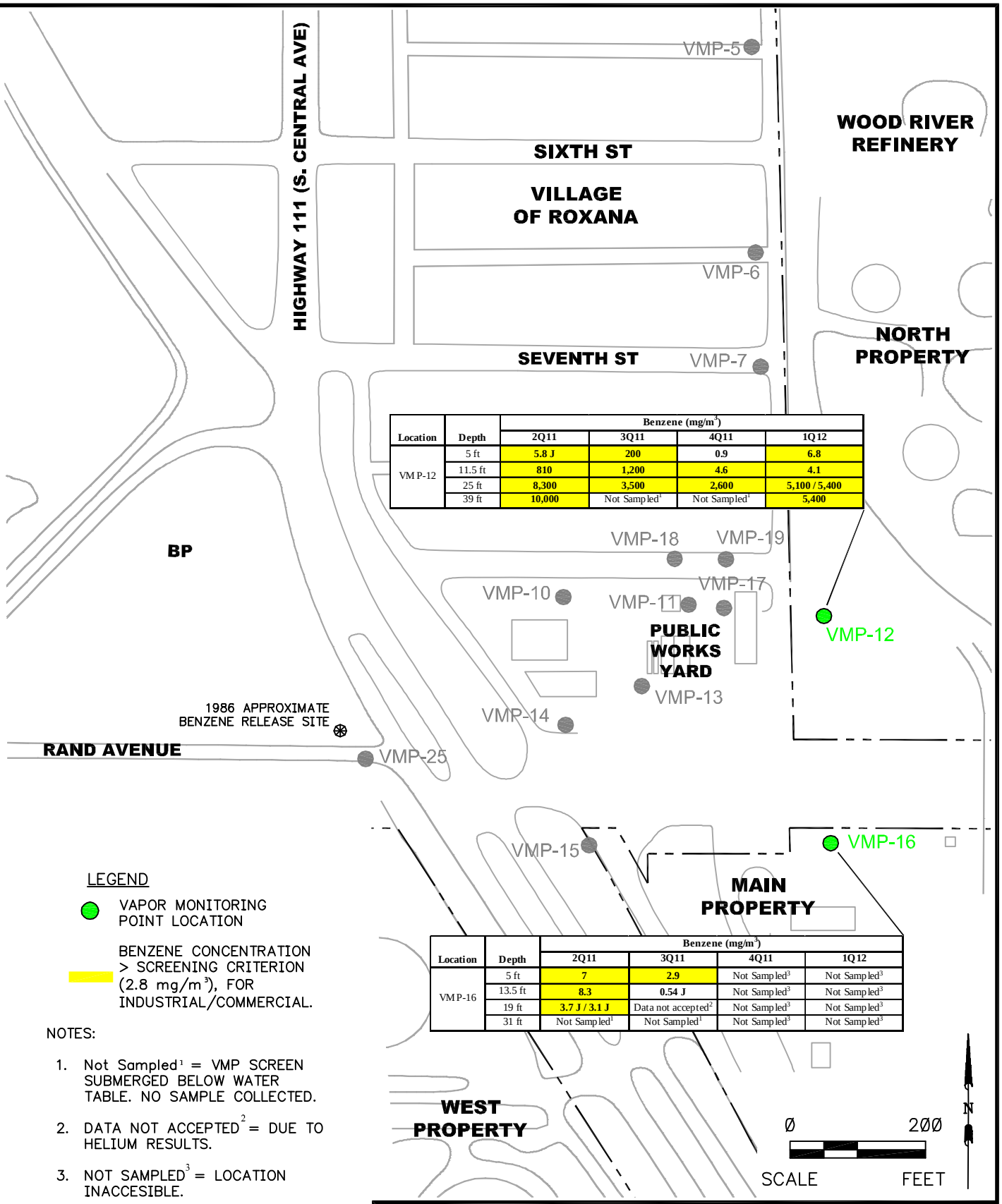

Location	Depth	Benzene (mg/m³) 2Q11	3Q11	4Q11	1Q12
VMP-12	5 ft	5.8 J	200	0.9	6.8
	11.5 ft	810	1,200	4.6	4.1
	25 ft	8,300	3,500	2,600	5,100 / 5,400
	39 ft	10,000	Not Sampled[1]	Not Sampled[1]	5,400

Location	Depth	Benzene (mg/m³) 2Q11	3Q11	4Q11	1Q12
VMP-16	5 ft	7	2.9	Not Sampled[3]	Not Sampled[3]
	13.5 ft	8.3	0.54 J	Not Sampled[3]	Not Sampled[3]
	19 ft	3.7 J / 3.1 J	Data not accepted[2]	Not Sampled[3]	Not Sampled[3]
	31 ft	Not Sampled[1]	Not Sampled[1]	Not Sampled[3]	Not Sampled[3]

LEGEND

VAPOR MONITORING POINT LOCATION

BENZENE CONCENTRATION > SCREENING CRITERION (2.8 mg/m³), FOR INDUSTRIAL/COMMERCIAL.

NOTES:

1. Not Sampled[1] = VMP SCREEN SUBMERGED BELOW WATER TABLE. NO SAMPLE COLLECTED.
2. DATA NOT ACCEPTED[2] = DUE TO HELIUM RESULTS.
3. NOT SAMPLED[3] = LOCATION INACCESIBLE.
4. J = RESULT IS ESTIMATED < = NOT DETECTED AT INDICATED REPORTING LIMIT.
5. MULTIPLE RESULTS (e.g., 440/410) INDICATE DUPLICATE SAMPLES.

SHELL OIL PRODUCTS US
SOIL VAPOR MONITORING PROGRAM
ROXANA, ILLINOIS

PROJECT NO. 21562735

URS

DRN. BY: djd March 2012
DSGN. BY: mpm
CHKD. BY: tja

Summary of Benzene Soil Vapor Analytical Results – WRR

FIG. NO. 7

File: P:\ENVIRONMENTAL\SHELL OIL PRODUCT US\B-ROXANA-ROUTE 111\21562XXXX_ROXANA I & A\SOIL VAPOR SAMPLING\2012\102012\REPORT\FIGURES\FIGURE 7 SUMMARY OF BENZENE SOIL VAPOR ANALYTICAL RESULTS (WRR).DWG Last edited: MAR. 21, 12 @ 3:17 p.m. by: david_deguire

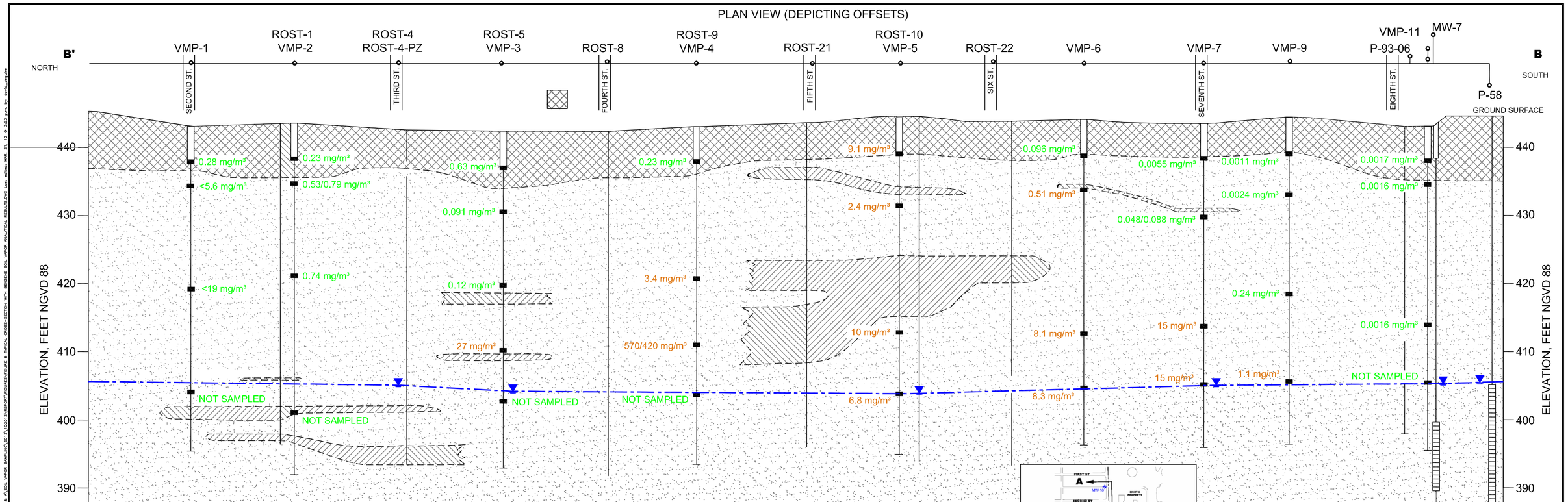

NOTES:

1. SOIL VAPOR BENZENE CONCENTRATIONS FROM THE 1Q12 SAMPLING EVENT ARE DEPICTED IN GREEN. VALUES DEPICTED IN ORANGE EXCEED BENZENE SCREENING CRITERION (0.37 mg/m³ FOR VMP 1–9 [RESIDENTIAL] AND 2.8 mg/m³ FOR VMP–11 [COMMERCIAL/INDUSTRIAL]).
2. GROUNDWATER ELEVATIONS SHOWN ON THIS CROSS–SECTION ARE BASED ON GROUNDWATER PS
3. GAUGING DATA COLLECTED ON JANUARY 3–5, 2012.
4. THIS CROSS–SECTION IS PRIMARILY BASED ON THE INTERPRETATION OF CPT DATA COLLECTED BY URS DURING THE 2006 AND 2009 INVESTIGATION ACTIVITIES. BORING LOGS DEVELOPED DURING OTHER DRILLING TECHNIQUES (E.G. AUGER AND GEOPROBE) WERE USED TO SUPPLEMENT CPT DATA.
5. THE DEPTH AND THE THICKNESS OF INDIVIDUAL STRATA WERE OBSERVED IN CPT LOGS GENERATED AT NEARBY LOCATIONS. THEREFORE, WELL SCREENS MAY APPEAR TO BE PARTIALLY WITHIN CLAY LAYERS OR SHALLOW/DEEPER WITHIN A PERMEABLE STRATUM THAN ACTUAL CONDITIONS DUE TO MAP PROJECTIONS.
6. CROSS–SECTION TRACE LINE SHOWS DISTANCE AND DIRECTION EACH POINT WAS PROJECTED TO CONSTRUCT THIS CROSS–SECTION.

LEGEND

- STRATUM BOUNDARY ASSUMED
- FILL
- CLAY PROJECTED BETWEEN POINTS (INCLUDES SILTY CLAY AND SANDY CLAY)
- SAND PROJECTED BETWEEN POINTS (INCLUDES SILTY SAND AND CLAYEY SAND)
- VAPOR PORT SCREENS
- GROUNDWATER WELL SCREEN
- GROUNDWATER WATER LEVEL
- POTENTIOMETRIC SURFACE – ESTIMATED

SHELL OIL PRODUCTS US SOIL VAPOR MONITORING PROGRAM ROXANA, ILLINOIS	PROJECT NO. 21562735
URS	
DRN. BY: djd March 2012 DSGN. BY: jm CHKD. BY:	Cross–Section with Benzene Soil Vapor Analytical Results – Chaffer Street
	FIG. NO. 8

File: P:\ENVIRONMENTAL\SHELL OIL PRODUCT US\B-ROXANA-ROUTE 111\21562XXX_ROXANA I & A\SOIL VAPOR SAMPLING\2012\1Q2012\REPORT\FIGURES\FIGURE 8 TYPICAL CROSS-SECTION WITH BENZENE SOIL VAPOR ANALYTICAL RESULTS.DWG last edited MAR 21, 12 @ 3:53 p.m. by: djd&dejm

File: P:\ENVIRONMENTAL\SHELL OIL PRODUCT US\B-ROXANA-ROUTE 111\2156XXXX_ROXANA I & A\SOIL VAPOR SAMPLING\2012\1Q2012\REPORT\FIGURES\FIGURE 9 SUMMARY OF SOIL VAPOR BENZENE-5FT BGS.DWG Last edited: MAR. 21, 12 @ 3:55 p.m. by: david_deguire

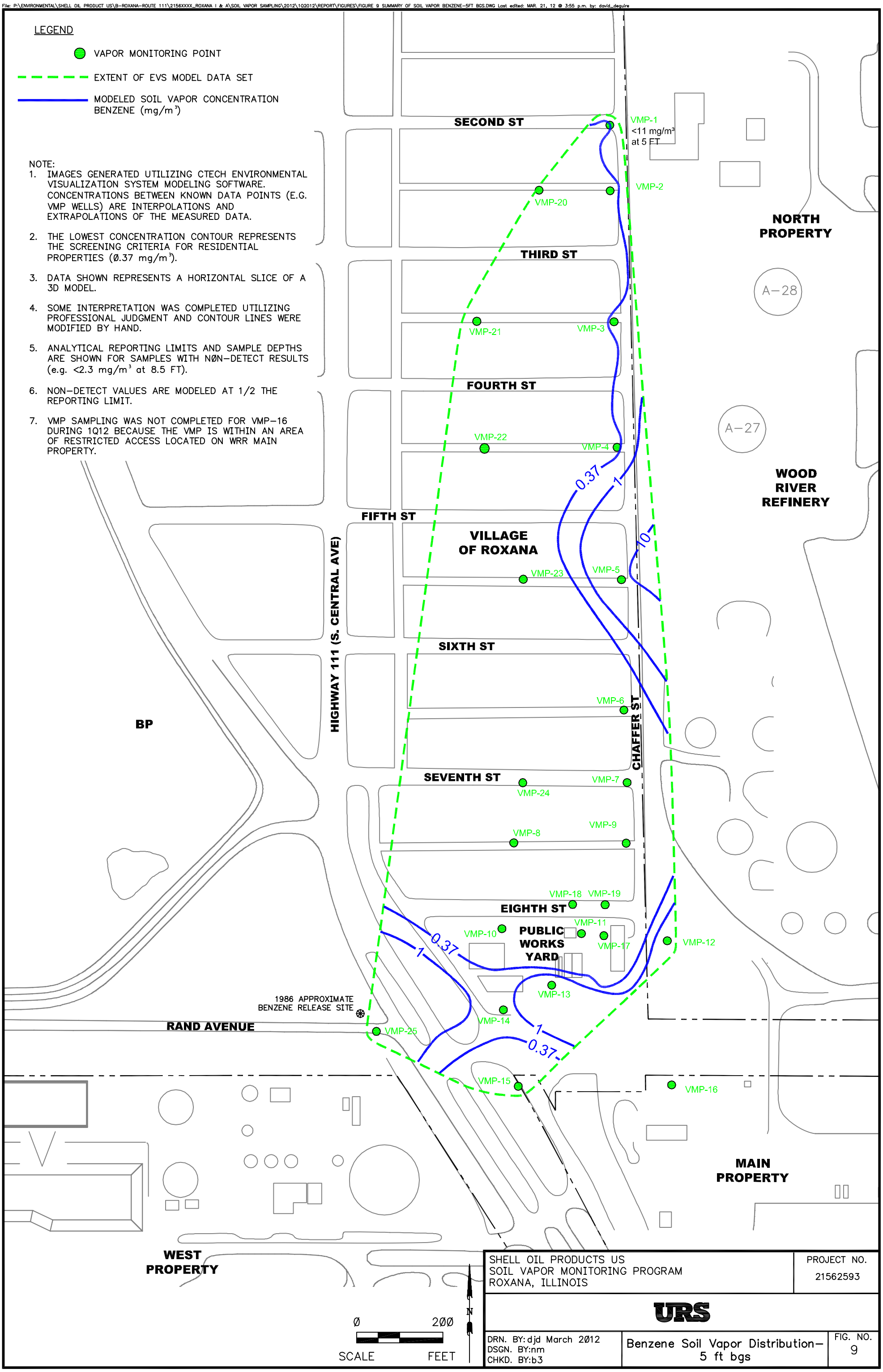

SHELL OIL PRODUCTS US SOIL VAPOR MONITORING PROGRAM ROXANA, ILLINOIS	PROJECT NO. 21562593
URS	
DRN. BY: djd March 2012 DSGN. BY: nm CHKD. BY: b3	Benzene Soil Vapor Distribution–5 ft bgs
	FIG. NO. 9

File: P:\ENVIRONMENTAL\SHELL OIL PRODUCT US\B-ROXANA-ROUTE 111\2156XXXX_ROXANA I & A\SOIL VAPOR SAMPLING\2012\1Q2012\REPORT\FIGURES\FIGURE 10 SUMMARY OF SOIL VAPOR BENZENE 10FT BGS.DWG Last edited: MAR. 21, 12 @ 3:57 p.m. by: david_deguire

LEGEND

VAPOR MONITORING POINT

EXTENT OF EVS MODEL DATA SET

MODELED SOIL VAPOR CONCENTRATION BENZENE (mg/m³)

NOTE:
1. IMAGES GENERATED UTILIZING CTECH ENVIRONMENTAL VISUALIZATION SYSTEM MODELING SOFTWARE. CONCENTRATIONS BETWEEN KNOWN DATA POINTS (E.G. VMP WELLS) ARE INTERPOLATIONS AND EXTRAPOLATIONS OF THE MEASURED DATA.
2. THE LOWEST CONCENTRATION CONTOUR REPRESENTS THE SCREENING CRITERIA FOR RESIDENTIAL PROPERTIES (0.37 mg/m³).
3. DATA SHOWN REPRESENTS A HORIZONTAL SLICE OF A 3D MODEL.
4. SOME INTERPRETATION WAS DONE UTILIZING PROFESSIONAL JUDGMENT AND CONTOUR LINES WERE MODIFIED BY HAND.
5. ANALYTICAL REPORTING LIMITS AND SAMPLE DEPTHS ARE SHOWN FOR SAMPLES WITH NON-DETECT RESULTS (e.g. <2.3 mg/m³ at 8.5 FT).
6. NON-DETECT VALUES ARE MODELED AT 1/2 THE REPORTING LIMIT.
7. VMP SAMPLING WAS NOT COMPLETED FOR VMP-16 DURING 1Q12 BECAUSE THE VMP IS WITHIN AN AREA OF RESTRICTED ACCESS LOCATED ON WRR MAIN PROPERTY.

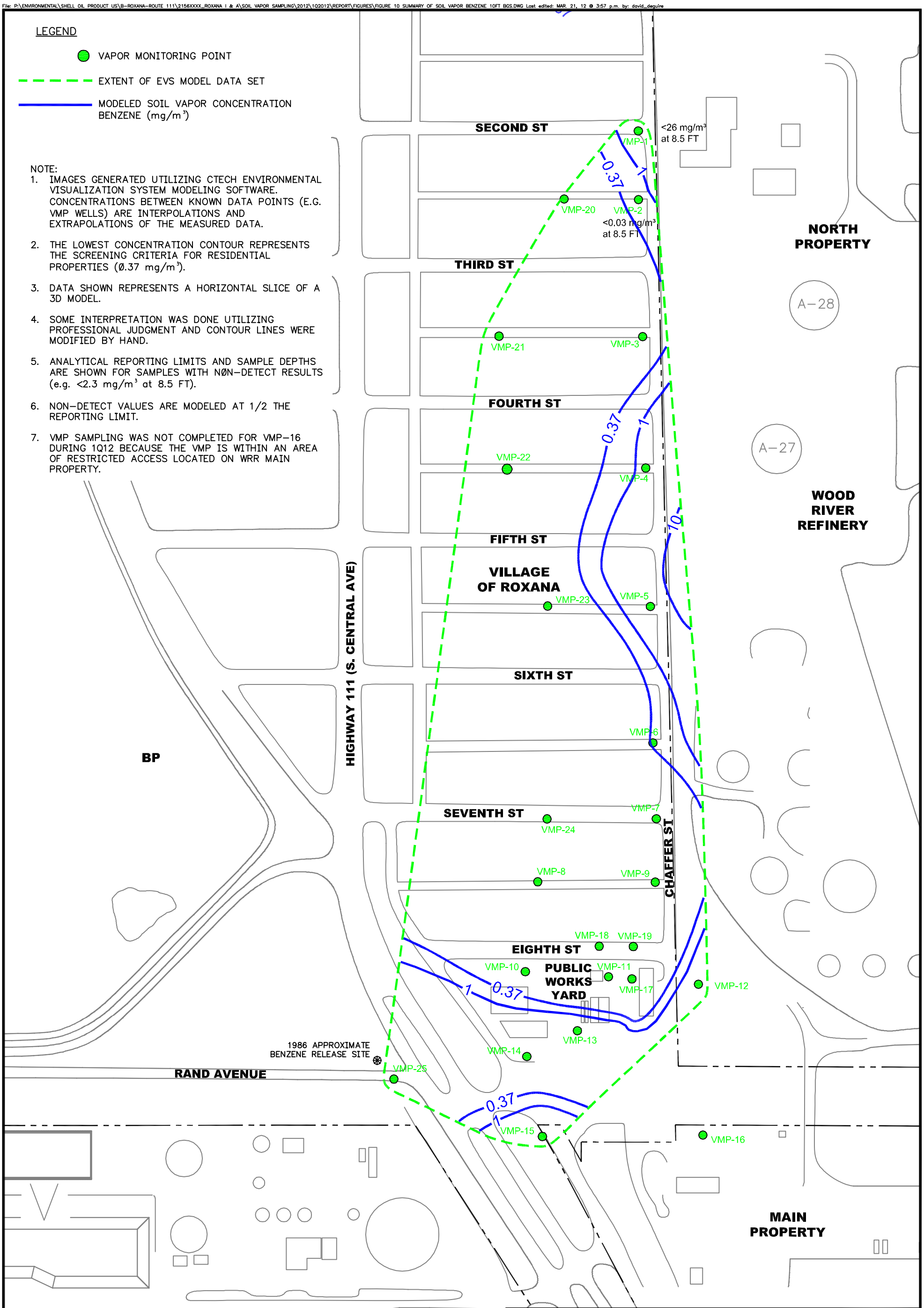

SHELL OIL PRODUCTS US SOIL VAPOR MONITORING PROGRAM ROXANA, ILLINOIS		PROJECT NO. 21562735
URS		
DRN. BY:djd March 2012 DSGN. BY:nm CHKD. BY:b3	Benzene Soil Vapor Distribution– 10 ft bgs	FIG. NO. 10

File: P:\ENVIRONMENTAL\SHELL OIL PRODUCT US\B-ROXANA-ROUTE 111\2156XXXX_ROXANA I & A\SOIL VAPOR SAMPLING\2012\1Q2012\REPORT\FIGURES\FIGURE 11 SUMMARY OF SOIL VAPOR BENZENE 25FT BGS.DWG Last edited: MAR. 21, 12 @ 3:59 p.m. by: david_deguire

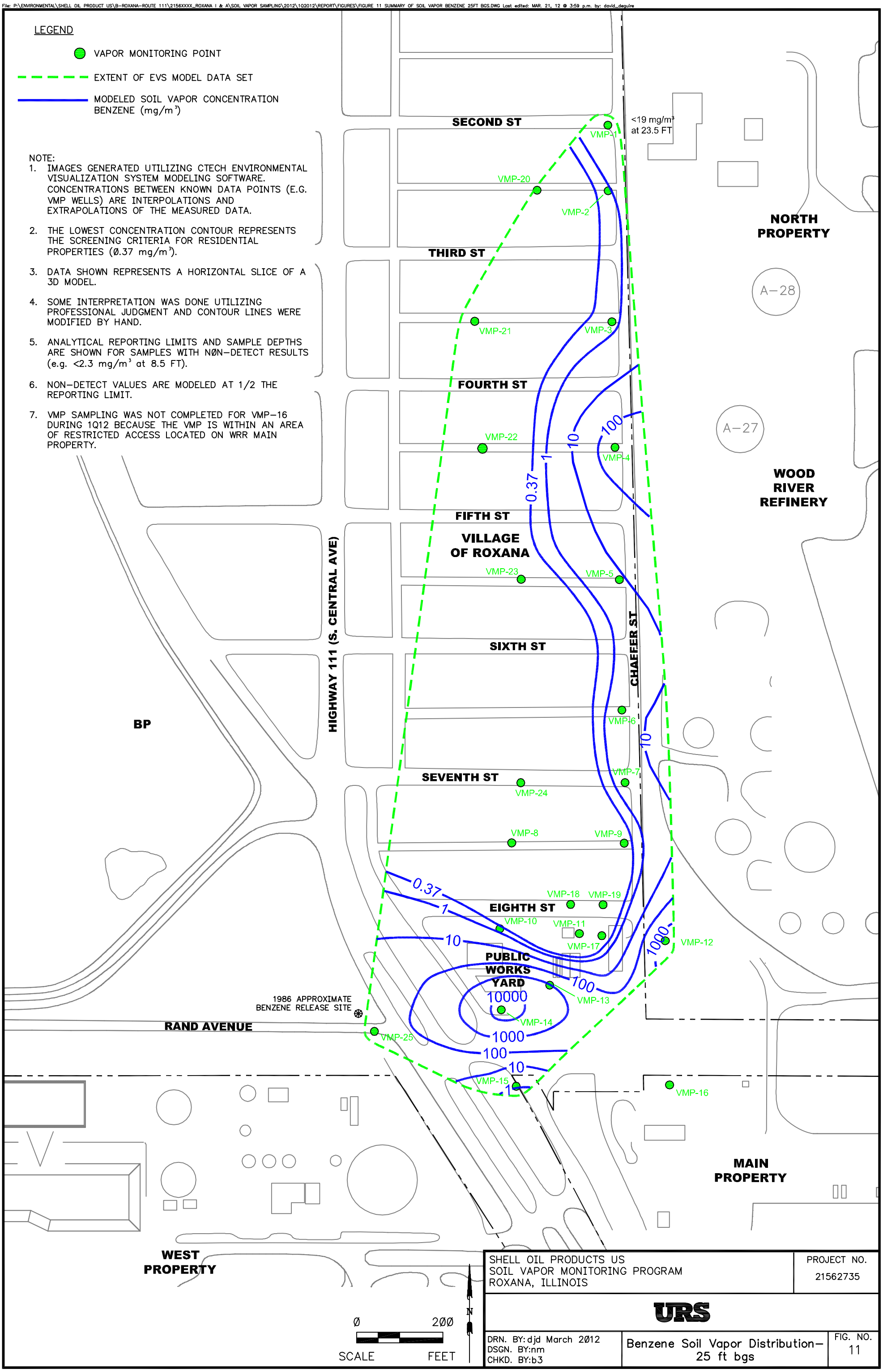

SHELL OIL PRODUCTS US SOIL VAPOR MONITORING PROGRAM ROXANA, ILLINOIS	PROJECT NO. 21562735
URS	
DRN. BY: djd March 2012 DSGN. BY: nm CHKD. BY: b3	Benzene Soil Vapor Distribution– 25 ft bgs
	FIG. NO. 11

File: P:\ENVIRONMENTAL\SHELL OIL PRODUCT US\B-ROXANA-ROUTE 111\2156XXXX_ROXANA I & A\SOIL VAPOR SAMPLING\2012\1Q2012\FIGURES\FIGURES\FIGURE 12 DISSOLVED PHASE CONCENTRATIONS IN GROUNDWATER.DWG Last edited: APR. 10, 12 @ 10:60 a.m. by: david_deguire

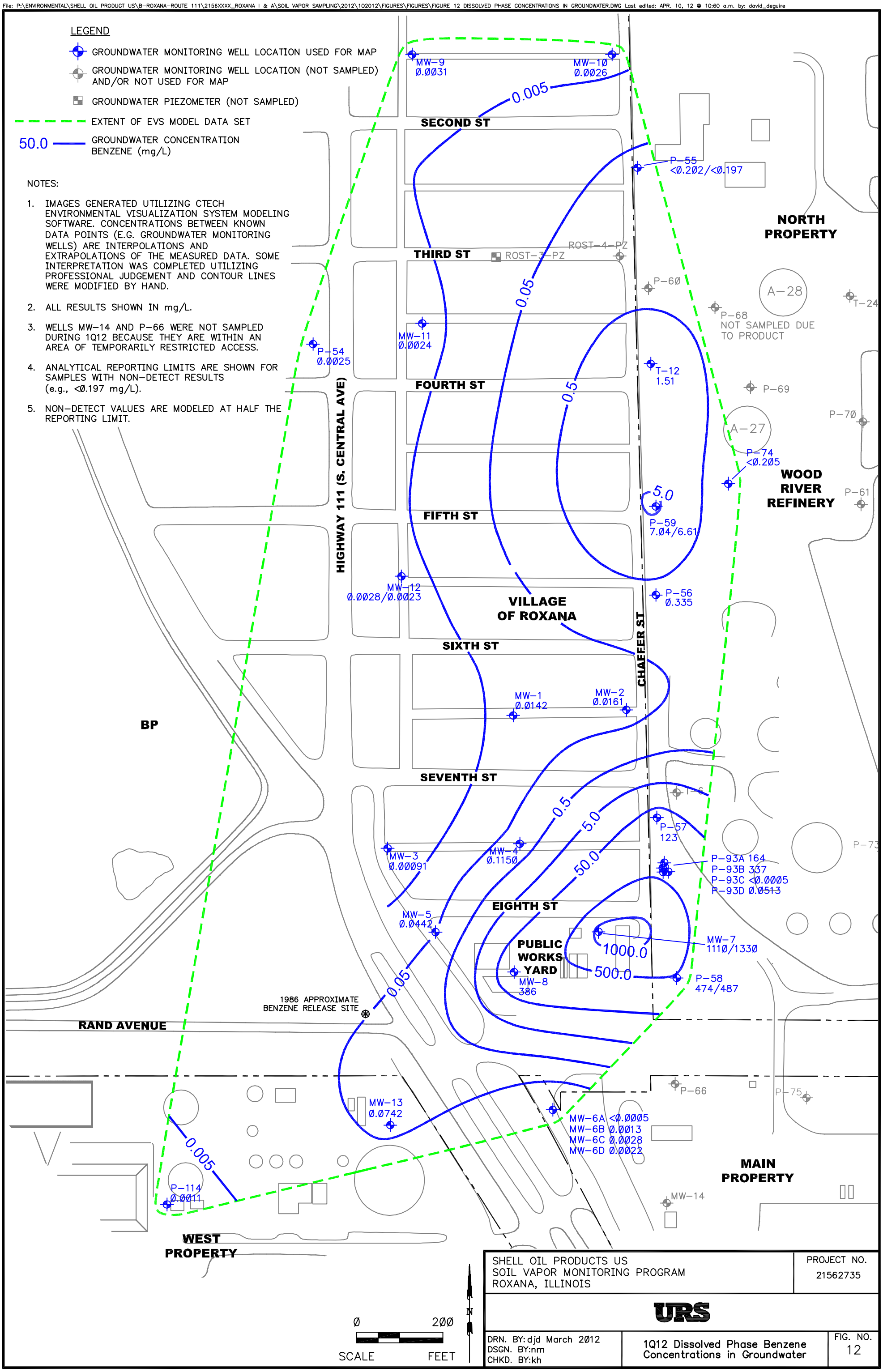

SHELL OIL PRODUCTS US SOIL VAPOR MONITORING PROGRAM ROXANA, ILLINOIS	PROJECT NO. 21562735
URS	
DRN. BY: djd March 2012 DSGN. BY: nm CHKD. BY: kh	1Q12 Dissolved Phase Benzene Concentrations in Groundwater
	FIG. NO. 12

File: P:\ENVIRONMENTAL\SHELL OIL PRODUCT US\B-ROXANA-ROUTE 111\2156XXXX_ROXANA I & A\SOIL VAPOR SAMPLING\2012\1Q2012\FIGURES\FIGURE 13 THICKNESS OF LNAPL (JANUARY 3-5, 2011).DWG Last edited: APR. 13, 12 @ 09:43 a.m. by: david_deguire

LEGEND

- 0.02 GROUNDWATER MONITORING WELL LOCATION GAUGED, LNAPL THICKNESS IN FEET
- GROUNDWATER MONITORING WELL LOCATION (NO LNAPL OBSERVED UNLESS OTHERWISE NOTED)
- FREE PRODUCT THICKNESS CONTOUR
- * INDICATES THAT THE LNAPL AND/OR WATER LEVEL IS ABOVE THE TOP OF WELL SCREEN

NOTES:

1. THIS MAP DEPICTS OF THE EXTENT AND THICKNESS OF LNAPL BENEATH THE WEST FENCE LINE AREA. REFER TO TABLE 1 FOR GAUGING INFORMATION.
2. LNAPL THICKNESS WAS MEASURED DURING THE COMPREHENSIVE GAUGING EVENT ON JANUARY 3-5, 2012.

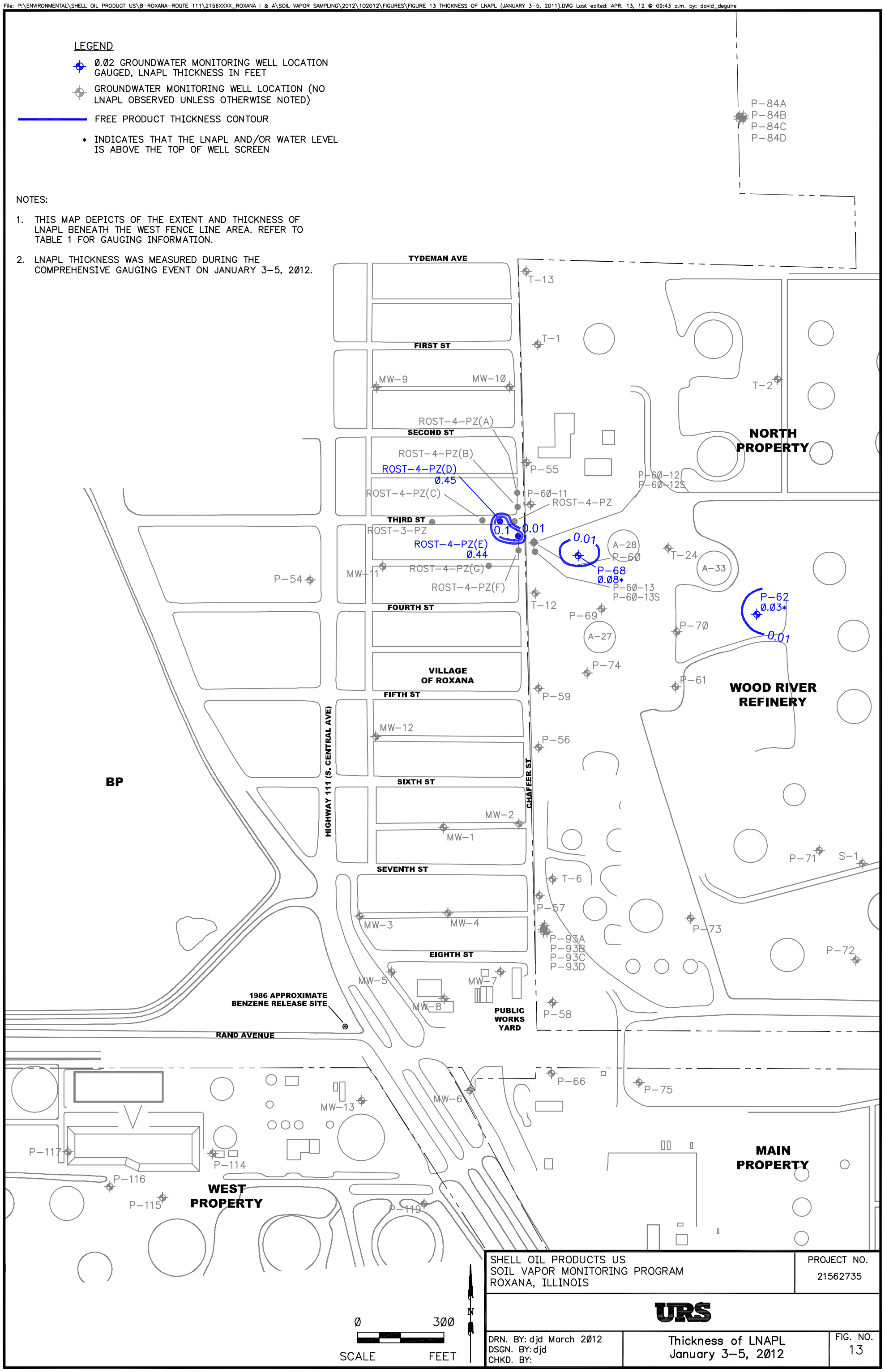

SHELL OIL PRODUCTS US SOIL VAPOR MONITORING PROGRAM ROXANA, ILLINOIS	PROJECT NO. 21562735
URS	
DRN. BY: djd March 2012 DSGN. BY: djd CHKD. BY:	Thickness of LNAPL January 3-5, 2012
	FIG. NO. 13

See last page of table for notes

TABLE A-1
SOIL VAPOR SAMPLING - TEDLAR SAMPLING DATA

Reading Location		Shroud	Tedlar Bag 1		Shroud	Tedlar Bag 2											Tedlar Bag 3
Instrument		Dielectric		Landtec	Dilectric		FID	PID	Multi-gas				Landtec				Dielectric
Port ID	Date	Helium in Shroud Before	Helium Before	CH4 (%)	Helium in Shroud After	Helium After	FID (ppm)	PID (ppm)	CO (ppm)	H2S (ppm)	LEL (%)	O2 (%)	CH4 (%)	LEL (%)	CO2 (%)	O2 (%)	Direct Port Reading After
VMP-1-5	11/02/09	63.0%	0.95%		62.0%	2.2%		98.2	4	0	35	11.1			OVR		N/A
	08/25/10	51.9%	0.0%		67.0%	2.1%	0.00	0.0	2	0	0	14.2	0.2	4	1.2	19.6	N/A
	11/17/10	52.8%	2.3%		58.0%	5.7%	0.24	0.6	5	0	0	19.4	0.1	2	1.3	20.1	N/A
	02/04/11	51.2%	0.0%	N/A	60.8%	2.7%	275.00	66.0	0	0	11	2.6	2.2	44	9.1	2.2	N/A
	04/12/11	62.0%	0.0%	N/A	74.5%	2.5%	0.00	1.0	0	0	0	17.9	0.0	0	1.9	18.1	N/A
	08/01/11	53.9%	0.0%	N/A	59.5%	0.0%	131.5	8.8	0.1	2.0	0.0	9.2	0.1	0.0	8.9	12.0	N/A
	11/03/11	50.3%	0.0%	N/A	52.7%	0.0%	27400	216.5	0	0	42	6.5	43.1	>>>	11.6	0.4	N/A
	01/30/12	53.5%	0.0%	N/A	70.1%	0.0%	16460	168.0	4	0.0	24	7.4	37.3	>>>	11.8	0.8	N/A
VMP-1-8.5	11/02/09	68.0%	0.0%		64.0%	0.83%		87.5	4	0	25	1.2			OVR		N/A
	08/25/10	50.1%	3.3%		50.2%	4.3%	3561	2.6	0	0	2	0.0	0.3	6	7.0	9.0	N/A
	11/17/10	68.9%	3.2%		77.4%	1.3%	8.56	2.5	0	0	0	7.9	0.1	2	7.1	8.4	N/A
	02/04/11	57.3%	0.0%	N/A	54.5%	0.0%	720.00	101.0	23	0	20	0.6	7.0	>>>	11.1	0.5	N/A
	04/12/11	56.0%	0.0%	N/A	87.0%	0.0%	0.00	1.6	0	0	0	7.8	0.0	0	5.3	8.3	N/A
	08/01/11	53.2%	0.0%	N/A	59.8%	0.0%	51600	114.9	7.0	1.0	90.0	21.6	29.7	>>>	13.1	0.4	N/A
	11/03/11	52.9%	0.0%	N/A	53.5%	0.0%	42200	206.6	0	0	60	4.8	>>>	>>>	12.1	0.4	N/A
	01/30/12	69.2%	0.0%	4.2%	52.5%	0.0%	17840	195.7	2	0.0	30	5.5	43.7	>>>	11.9	0.6	N/A
VMP-1-23.5	11/02/09	68.0%	0.0%		64.0%	0.83%		83.2	5	0	100	8.2			OVR		N/A
	08/30/10	50.8%	2.3%		47.3%	3.1%	1.99×10^{6}	0.0	190	7	OVR	0.0	0.0	>>>	7.8	0.2	N/A
	11/18/10	59.2%	0.08%		65.4%	4.3%	38.72	0.5	0	0	0	16.4	0.2	4	2.9	17.1	N/A
	02/04/11	50.2%	0.0%	N/A	40.2%	0.0%	1260000	69.5	45	3	OVR	0.5	>>>	>>>	8.6	0.4	N/A
	04/12/11	52.0%	0.0%	N/A	62.0%	0.0%	42500	78.3	8	1	34	0.5	22.1	>>>	10.0	1.0	N/A
	08/01/11	54.7%	2.4%	>>>	59.5%	2.7%	442000	196.6	35.0	6.0	100.0	21.7	>>>	>>>	8.7	0.3	N/A
	11/03/11	62.6%	1.25%	>>>	50.1%	1.52%		144.1	0	1	OVR	4.8	>>>	>>>	10.6	0.3	N/A
	01/31/12	56.8%	1.4	>>>	60.2%	1.4	100000	107.0	0.0	2.0	OVR	4.0	>>>	>>>	11.4	0.3	N/A
VMP-1-38.5	11/02/09	58.0%	0.8575%		48.0%	0.89%		63.0	4	0	31	1.3			OVR		N/A
	08/30/10	NS	NS		NS	NS	NS	NS	NS	NS	NS	NS	NS	NS	NS	NS	NS
	11/17/10	NS	NS		NS	NS	NS	NS	NS	NS	NS	NS	NS	NS	NS	NS	NS
	02/04/11	NS	NS	NS	NS	NS	NS	NS	NS	NS	NS	NS	NS	NS	NS	NS	NS
	04/12/11	NS	NS	NS	NS	NS	NS	NS	NS	NS	NS	NS	NS	NS	NS	NS	NS
	08/01/11	NS	NS	NS	NS	NS	NS	NS	NS	NS	NS	NS	NS	NS	NS	NS	NS
	11/03/11	NS	NS	NS	NS	NS	NS	NS	NS	NS	NS	NS	NS	NS	NS	NS	NS
	01/27/12	NS	NS	NS	NS	NS	NS	NS	NS	NS	NS	NS	NS	NS	NS	NS	NS
VMP-2-5	11/02/09	67.0%	0.0%		58.0%	3.2%		770	1	0	0	10.0			OVR		N/A
	08/31/10	50.3%	0.0%		48.8%	0.4525%	42780	98.9	24	1	35	0.0	63.9	>>>	11.4	0.2	N/A
	11/16/10	53.4%	0.0575%		57.6%	0.0925%	7729	231	10	0	OVR	0.3	>>>	>>>	12.1	1.0	N/A
	02/04/11	53.6%	0.0%	7.6%	56.8%	0.0%	1862	155	1	0	48	0.7	12.6	>>>	12.8	0.4	N/A
	04/13/11	52.3%	0.0%	N/A	54.0%	0.06%	352.60	0.4	0	0	0	15.2	0.0	0	4.0	16.3	N/A
	08/02/11	51.0%	0.0%	N/A	62.4%	0.0%	70700	397.4	57.0	2.0	17.0	0.0	99.9	>>>	11.7	0.4	N/A
	11/04/11	58.5%	0.0%	N/A	51.6%	0.0%		0.0	0	0	0	18.0	0	0	6.4	9.6	N/A
	01/25/12	65.2%	0.0%	N/A	62.9%	0.0%	2720	84.3	0.0	0.0	10	5.4	0.0	0.0	12.7	2.0	N/A

See last page of table for notes

TABLE A-1
SOIL VAPOR SAMPLING - TEDLAR SAMPLING DATA

Reading Location		Shroud	Tedlar Bag 1		Shroud	Tedlar Bag 2											Tedlar Bag 3
Instrument		Dielectric		Landtec	Dilectric		FID	PID	Multi-gas				Landtec				Dielectric
Port ID	Date	Helium in Shroud Before	Helium Before	CH4 (%)	Helium in Shroud After	Helium After	FID (ppm)	PID (ppm)	CO (ppm)	H2S (ppm)	LEL (%)	O2 (%)	CH4 (%)	LEL (%)	CO2 (%)	O2 (%)	Direct Port Reading After
VMP-2-8.5	11/03/09	69.0%	0.0075%		40.0%	2.9%		12.0	0	0	100	16.1			2.43		N/A
	08/31/10	59.3%	0.6675%		46.7%	1.3325%	1.44×10^6	48.8	48	2	OVR	0.0	99.9	>>>	0.1	0.0	N/A
	11/16/10	63.2%	0.0%		55.0%	0.2175%	11900	180.0	28	0	OVR	0.6	>>>	>>>	11.4	0.8	N/A
	02/04/11	51.0%	0.0%	17.7%	64.0%	0.0%	4189	137.0	0	0	OVR	0.4	20.7	>>>	12.3	0.2	N/A
	04/13/11	53.2%	0.0%	N/A	61.0%	0.0%	42750	74.1	0	0	4.00%	0.0	0.2	4	11.6	1.8	N/A
	08/02/11	53.1%	1.0%	>>>	53.8%	0.8%	148000	279.9	22.0	2.0	OVR	0.0	>>>	>>>	10.5	1.3	N/A
	11/04/11	54.1%	0.0%	N/A	52.4%	0.0%		23.9	0	0	0	12.2	0	0	11	3.1	N/A
	01/26/12	63.0%	0.0%	N/A	63.5%	0.0%	17000	136.5	0.0	0.0	9	15.3	0.0	0.0	12.6	0.9	N/A
VMP-2-22	11/03/09	60.0%	0.0%		49.0%	0.2425%		118	0	0	21	3.4			OVR		N/A
	08/31/10	59.7%	2.5%		53.9%	2.5%	1.16×10^6	62.0	0	2	OVR	0.0	99.9	>>>	0.0	0.0	N/A
	11/16/10	52.8%	2.1%		51.0%	1.895%	13400	176	30	1	OVR	0.5	>>>	>>>	10.8	1.1	N/A
	02/04/11	52.4%	0.0%	34.7%	64.0%	0.0%	4189	137	0	0	OVR	0.4	39.9	>>>	12.3	0.4	N/A
	04/13/11	52.0%	0.0%	N/A	70.0%	0.51%	57210	94	0	0	77	0.0	18.9	>>>	10.8	0.3	N/A
	08/02/11	55.6%	1.0%	>>>	51.8%	1.4%	216000	211.4	59	2.0	OVR	0.0	>>>	>>>	9.9	0.7	N/A
	11/04/11	53.4%	0.0%	N/A	53.8%	0.0%		136.6	62	2	75	1.0	23.8	>>>	11.9	0.3	N/A
	01/25/12	54.2%	0.0%	N/A	76.2%	0.0%	38800	118.7	0.0	0.0	54	4.6	14.1	>>>	12.1	0.5	N/A
VMP-2-42	11/03/09	80.0%	2.1%		58.0%	0.955%		70.8	193	0	70	0.8			OVR		NS
	08/31/10	NS	NS		NS	NS	NS	NS	NS	NS	NS	NS	NS	NS	NS	NS	NS
	11/16/10	NS	NS		NS	NS	NS	NS	NS	NS	NS	NS	NS	NS	NS	NS	NS
	02/04/11	NS	NS	NS	NS	NS	NS	NS	NS	NS	NS	NS	NS	NS	NS	NS	NS
	04/13/11	NS	NS	NS	NS	NS	NS	NS	NS	NS	NS	NS	NS	NS	NS	NS	NS
	08/02/11	NS	NS	NS	NS	NS	NS	NS	NS	NS	NS	NS	NS	NS	NS	NS	NS
	11/04/11	NS	NS	NS	NS	NS	NS	NS	NS	NS	NS	NS	NS	NS	NS	NS	NS
	01/26/12	NS	NS	NS	NS	NS	NS	NS	NS	NS	NS	NS	NS	NS	NS	NS	NS
VMP-3-5	11/03/09	68.0%	0.0%		50.0%	0.27%		7.6	3	0	5	6.0			OVR		N/A
	09/09/10	52.6%	2.8%		51.7%	5.6%	2.28×10^6	137	104	4	OVR	0.0	>>>	>>>	12.3	0.0	10.5%
	11/22/10	51.9%	4.1%		62.9%	7.1%	1.90	200	321	5	OVR	3.4	>>>	>>>	9.0	3.2	8.6%
	02/09/11	67.1%	1.14%	N/A	68.5%	11.0%	3370	134.0	35	0	19	2.3	73.4	>>>	4.9	3.0	25.0%
	04/14/11	57.8%	3.8%	>>>	56.1%	5.1%	2850000	180	15.7	13	18.1	0.0	>>>	>>>	9.4	1.5	N/A
	08/02/11	55.0%	0.0%	N/A	52.6%	0.0%	36.52	8.9	0.0	1.0	0.0	22.3	0.1	0.0	0.3	22.09	N/A
	11/04/11	55.2%	0.0%	N/A	54.9%	0.32%	0.0	0.4	0	0	0	16.6	0	0	3.3	16.4	N/A
	01/27/12	52.5%	0.0%	N/A	72.5%	0.0%	2350	38.6	0.0	0.0	6	13.7	3.5	70	2.2	13.6	N/A
VMP-3-10	06/21/10	48.1%	0.0%		18.5%	0.19%		109	237	0	OVR	0.9			OVR		N/A
	09/10/10	59.1%	10.3%		58.0%	9.2%	OVR	10.9	511	15	OVR	0.0	>>>	>>>	9.7	0.0	10.1%
	09/20/10	51.1%	6.7%		44.3%	2.5%	OVR	142	0	10	OVR	0.3	>>>	>>>	9.0	1.3	8.1%
	11/22/10	57.0%	8.1%		61.3%	8.5%	78600	160	425	3	OVR	0.6	>>>	>>>	8.6	0.9	8.1%
	02/08/11	50.3%	0.0%	N/A	52.1%	0.0%	2700000	159	2	0	OVR	0.5	>>>	>>>	8.8	0.1	N/A
	04/13/11	52.0%	4.7%	>>>	73.0%	6.0%	5130000	119.0	300	9	OVR	0.0	>>>	>>>	7.3	0.7	N/A
	08/02/11	62.4%	0.0%	N/A	42.6%	0.0%	16900	164.2	7.0	1.0	14	0.0	3.5	73.0	15.8	0.8	N/A
	11/04/11	52.6%	0.0%	N/A	52.9%	0.0%	67.9	5.8	0	0	0	5.1	0	0	5.8	5.5	N/A
	01/27/12	55.4%	0.0%	N/A	65.2%	0.0%	384.5	17.4	0.0	0.0	0.0	10.3	0.2	4	3.6	10.7	N/A

See last page of table for notes

TABLE A-1
SOIL VAPOR SAMPLING - TEDLAR SAMPLING DATA

Reading Location		Shroud	Tedlar Bag 1		Shroud	Tedlar Bag 2											Tedlar Bag 3
Instrument		Dielectric		Landtec	Dilectric		FID	PID	Multi-gas				Landtec				Dielectric
Port ID	Date	Helium in Shroud Before	Helium Before	CH4 (%)	Helium in Shroud After	Helium After	FID (ppm)	PID (ppm)	CO (ppm)	H2S (ppm)	LEL (%)	O2 (%)	CH4 (%)	LEL (%)	CO2 (%)	O2 (%)	Direct Port Reading After
VMP-3-22	11/04/09	58.0%	0.33%		51.0%	4.2%		101	142	0	100	0.9			OVR		N/A
	09/20/10	51.2%	4.6%		51.0%	4.6%	OVR	51.2	0	39	OVR	0.7	>>>	>>>	8.8	6.7	5.1%
	11/22/10	51.2%	9.5%		59.6%	10.1%	129200	153	691	17	OVR	0.5	>>>	>>>	7.8	1.0	9.8%
	02/08/11	51.2%	0.0%	N/A	40.5%	0.0%	5960000	145	244	15	OVR	0.4	>>>	>>>	8.2	0.4	N/A
	04/15/11	71.2%	7.0%	>>>	55.0%	8.1%	OVR	153	406	20	OVR	0.0	>>>	>>>	8.2	2.7	N/A
	08/06/11	72.2%	0.0%	N/A	59.9%	0.42%	10400	39.7	6	0	19	13	2.2	42	2.6	13	N/A
	11/04/11	53.2%	0.0%	N/A	53.8%	0.0%	75.9	3.7	0.0	0.0	0.0	18.2	0.0	0.0	1.8	18.2	N/A
	01/30/12	51.3%	0.0%	N/A	71.8%	0.0%	66.2	5.1	0.0	0.0	0.0	18.7	0.0	0.0	7.5	10.1	N/A
VMP-3-31.5	11/04/09	62.0%	10.0%		44.0%	10.0%		631	3	0	100	0.9			OVR		11.0%
	09/09/10	57.8%	18.2%		37.6%	17.0%	OVR	14.9	1033	9	OVR	0.0	>>>	>>>	4.6	0.0	17.7%
	11/22/10	51.2%	16.3%		62.4%	16.0%	OVR	232	OVR	12	OVR	0.4	>>>	>>>	4.7	0.9	15.4%
	02/09/11	59.3%	0.0%	N/A	48.3%	12.4%	OVR	93.8	144	0	OVR	0.5	>>>	>>>	8.0	0.0	N/A
	04/14/11	57.0%	6.1%	>>>	89.0%	12.1%	OVR	199	214	8.6	20	0.0	>>>	>>>	5.3	1.3	N/A
	08/02/11	70.5%	14.0%	>>>	26.7%	15.9%	OVR	239.0	1000	8.0	OVR	0.0	>>>	>>>	4.3	0.7	N/A
	11/04/11	50.3%	7.5%	>>>	60.5%	6.9%	OVR	230.9	961	5	100	2.1	>>>	>>>	5.4	2.5	N/A
	01/27/12	53.5%	2.0%	>>>	87.2%	4.0%	815000	128.6	0.0	0.0	OVR	5.0	>>>	>>>	6.6	3.6	N/A
VMP-3-39	11/04/09	59.0%	11.0%		40.0%	11.0%		114	195	0	0	0.9			4.72		10.0%
	09/09/10	NS	NS		NS	NS	NS	NS	NS	NS	NS	NS	NS	NS	NS	NS	NS
	11/22/10	NS	NS		NS	NS	NS	NS	NS	NS	NS	NS	NS	NS	NS	NS	NS
	02/09/11	NS	NS	NS	NS	NS	NS	NS	NS	NS	NS	NS	NS	NS	NS	NS	NS
	04/14/11	NS	NS	NS	NS	NS	NS	NS	NS	NS	NS	NS	NS	NS	NS	NS	NS
	08/02/11	97.3%	86.2%	2.4%	92.1%	55.2%	0.0	2.2	2.0	0.0	3	0.0	0.7	25	0.0	1.8	N/A
	11/04/11	NS	NS	NS	NS	NS	NS	NS	NS	NS	NS	NS	NS	NS	NS	NS	NS
	01/27/12	NS	NS	NS	NS	NS	NS	NS	NS	NS	NS	NS	NS	NS	NS	NS	NS
VMP-4-5	11/05/09	59.0%	1.7225%		39.0%	30.0%		24.0	0	0	0	6.0			0.76		32.0%
	08/25/10	50.1%	0.0%		46.6%	2.3%	0.00	26.7	305	7	OVR	0.8	99.8	>>>	0.0	0.2	N/A
	11/22/10	52.9%	5.1%		50.5%	5.2%	27800	165	376	11	OVR	0.6	>>>	>>>	13.7	0.8	5.1%
	02/14/11	52.3%	0.0%	N/A	42.7%	13.1%	1045	406	20	2	28	7.9	21.6	>>>	5.9	7.8	11.2%
	04/19/11	76.8%	0.0%	N/A	54.0%	0.0%	26.00	304	16	34	OVR	0.2	>>>	>>>	11.3	3.3	N/A
	08/03/11	52.3%	0.0%	N/A	52.3%	0.0%	98.5	39.5	2	0.0	0.0	4	0.0	0.0	11	8.07	N/A
	11/09/11	71.0%	0.0%	N/A	55.6%	0.15%		0.3	0	0	0	20.9	0	0	0.1	21.5	N/A
	01/30/12	54.2%	0.0%	N/A	64.5%	0.1%	1200	255.4	0.0	0.0	0.0	14.2	1.3	26	10.1	0.4	N/A
VMP-4-12	11/05/09	60.0%	0.125%		41.0%	2.2%		150	12	0	14	1.4			OVR		N/A
	08/25/10	57.4%	3.4%		54.0%	4.6%	0.00	77.8	452	25	OVR	0.0	99.8	>>>	13.5	0.2	N/A
	11/23/10	58.7%	3.3%		52.4%	3.0%	16900	112	40	0	OVR	0.7	>>>	>>>	13.6	1.4	2.5%
	02/14/11	50.4%	1.27%	>>>	44.8%	1.67%	6169	276	30	1	27	3.4	>>>	>>>	9.5	3.3	1.4%
	04/19/11	57.2%	2.5%	>>>	54.2%	4.7%	28.40	242	554	40	OVR	3.0	>>>	>>>	7.7	7.3	N/A
	08/03/11	71.2%	4.1%	>>>	48.9%	2.2%	113000	198	25	10	OVR	0	91.2	>>>	14.7	1.6	N/A
	11/09/11	63.5%	8.0%	2.2	57.8%	3.0%		300.6	7	0	9	6.0	2.3	46	8.9	5.6	N/A
	01/30/12	56.0%	0.0%	N/A	67.7%	0.2%	8240	464.1	0.0	0.0	0.0	15.1	14.6	>>>	11.2	0.5	N/A

See last page of table for notes

TABLE A-1
SOIL VAPOR SAMPLING - TEDLAR SAMPLING DATA

Reading Location		Shroud	Tedlar Bag 1		Shroud	Tedlar Bag 2											Tedlar Bag 3
Instrument		Dielectric		Landtec	Dilectric		FID	PID	Multi-gas				Landtec				Dielectric
Port ID	Date	Helium in Shroud Before	Helium Before	CH4 (%)	Helium in Shroud After	Helium After	FID (ppm)	PID (ppm)	CO (ppm)	H2S (ppm)	LEL (%)	O2 (%)	CH4 (%)	LEL (%)	CO2 (%)	O2 (%)	Direct Port Reading After
VMP-4-23.5	11/05/09	62.0%	9.0%		39.0%	10.0%		340	134	6	86	6.0			0.0		10.6%
	08/31/10	54.5%	12.7%		37.8%	14.3%	OVR	2.3	1006	70	OVR	0.0	>>>	>>>	5.7	0.7	12.7%
	11/23/10	59.9%	17.3%		62.2%	17.5%	150300	124	800	0	OVR	0.5	>>>	>>>	7.0	0.9	17.0%
	02/14/11	55.7%	15.1%	>>>	45.4%	14.6%	OVR	166	OVR	16	OVR	0.3	>>>	>>>	6.1	0.8	11.7%
	04/20/11	53.5%	3.8%	>>>	50.0%	6.7%	OVR	121	OVR	44	OVR	0.0	>>>	>>>	5.7	0.6	N/A
	08/06/11	56.0%	16.0%	>>>	61.6%	16.2%	OVR	238	OVR	11	100	0.1	>>>	>>>	5.1	0.4	N/A
	11/09/11	51.0%	4.5%	>>>	55.8%		OVR	309	280	34	OVR	1.6	>>>	>>>	6.7	1.6	N/A
	01/30/12	52.0%	2.2%	>>>	62.2%	2.3%	263000	202.4	4	5	OVR	6.2	>>>	>>>	7.9	0.8	N/A
VMP-4-39	11/05/09	59.0%	9.0%		34.0%	0.43%		327	1154	2	74	0.9			5.0		10.0%
	08/31/10	NS	NS		NS	NS	NS	NS	NS	NS	NS	NS	NS	NS	NS	NS	NS
	01/23/10	NS	NS		NS	NS	NS	NS	NS	NS	NS	NS	NS	NS	NS	NS	NS
	02/14/11	NS	NS	NS	NS	NS	NS	NS	NS	NS	NS	NS	NS	NS	NS	NS	NS
	04/21/11	54.8%	11.3%	>>>	62.4%	1.4%	OVR	119	OVR	50	OVR	0.2	>>>	>>>	4.9	0.6	N/A
	08/06/11	NS	NS	NS	NS	NS	NS	NS	NS	NS	NS	NS	NS	NS	NS	NS	NS
	11/09/11	NS	NS	NS	NS	NS	NS	NS	NS	NS	NS	NS	NS	NS	NS	NS	NS
	01/30/12	NS	NS	NS	NS	NS	NS	NS	NS	NS	NS	NS	NS	NS	NS	NS	NS
VMP-5-5	11/05/09	37.0%	0.0%		28.0%	0.45%		197	5	0	35	0.0			4.5		N/A
	09/09/10	63.6%	0.7675%		61.5%	0.85%	79110	331	426	11	OVR	0.0	>>>	>>>	12.4	1.6	N/A
	11/22/10	55.8%	0.0%		36.0%	1.6025%	11600	149	199	0	OVR	1.9	>>>	>>>	12.5	1.4	N/A
	02/16/11	65.3%	0.0%	N/A	58.1%	0.2%	2950	25.2	0	0	4	11.4	0.6	14	9.9	10.6	N/A
	04/21/11	54.2%	0.0%	N/A	56.4%	0.4%	0.00	0.3	0	0	0	18.5	0.0	0	7.5	19.0	N/A
	08/05/11	51.1%	0.0%	N/A	50.0%	0.02%	2760	74.8	7.0	0.0	6	1.2	0.8	17	15.3	1	N/A
	11/11/11	52.4%	0.0%	N/A	58.4%	0.0%	0.0	3.9	0.0	0.0	0.0	4.3	0.0	0.0	14.2	4.4	N/A
	01/30/12	50.5%	0.0%	N/A	39.8%	0.0%	4.04	0.7	10	0	0	11.6	0	0	8.4	11.4	N/A
VMP-5-12.5	11/06/09	45.0%	0.1425%		39.0%	0.305%		41.5	153	0	100	2.0			OVR		N/A
	09/09/10	54.6%	0.93%		53.1%	0.6375%	1.59×10^{6}	276	244	14	OVR	0.0	>>>	>>>	14.3	0.0	N/A
	11/23/10	53.3%	0.0%		50.6%	0.0%	205.00	79.9	4	0	55	4.4	1.5	32	13.2	3.6	N/A
	02/16/11	60.2%	0.0%	N/A	60.2%	0.0%	2750	111	21	0	22	0.7	11.0	44	13.1	0.7	N/A
	04/21/11	59.0%	0.0%	N/A	51.1%	0.0%	0.00	0.7	0	0	0	9.5	0.0	0	8.3	10.3	N/A
	08/05/11	51.5%	0.0%	N/A	64.5%	1.62%	315000	128.5	400	4	100	0.1	>>>	>>>	13.1	0.1	N/A
	11/11/11	53.0%	0.0%	N/A	56.5%	0.0%	0.0	1.0	0.0	0.0	0.0	3.5	0.0	0.0	14.7	3.8	N/A
	01/30/12	51.3%	0.0%	N/A	43.6%	0.0%	2.67	0.5	4	0	0	11.0	0	0	8.5	11.0	N/A
VMP-5-31	11/06/09	46.0%	1.9%		35.0%	2.1%		31.5	947	7	100	1.8			OVR		N/A
	09/09/10	48.0%	9.2%		46.2%	10.2%	OVR	0.0	875	21	OVR	0.0	>>>	>>>	9.4	0.0	7.1%
	11/23/10	53.6%	9.6%		50.0%	9.0%	87100	148	1500	0	OVR	0.7	>>>	>>>	9.6	0.9	9.0%
	02/16/11	50.9%	0.0%	N/A	55.4%	7.7%	45000	226	OVR	9	OVR	0.9	>>>	>>>	8.7	0.7	8.2%
	04/21/11	53.0%	8.7%	>>>	70.0%	5.8%	OVR	204	600	18	OVR	0.0	>>>	>>>	8.9	0.4	N/A
	08/05/11	84.0%	3.8%	N/A	70.0%	9.0%	OVR	215.8	OVR	10	100	0.1	>>>	>>>	8.8	0.2	N/A
	11/11/11	52.0%	0.0%	N/A	58.8%	0.0%	350000	200.5	66	32	OVR	0.5	>>>	>>>	9.3	0.9	N/A
	01/30/12	52.7%	1.5	N/A	43.1%	1.2%	129000	391.3	697	17	0	0.2	>>>	>>>	11.2	0.3	N/A

See last page of table for notes

TABLE A-1
SOIL VAPOR SAMPLING - TEDLAR SAMPLING DATA

Reading Location		Shroud	Tedlar Bag 1		Shroud	Tedlar Bag 2											Tedlar Bag 3
Instrument		Dielectric		Landtec	Dilectric		FID	PID	Multi-gas				Landtec				Dielectric
Port ID	Date	Helium in Shroud Before	Helium Before	CH4 (%)	Helium in Shroud After	Helium After	FID (ppm)	PID (ppm)	CO (ppm)	H2S (ppm)	LEL (%)	O2 (%)	CH4 (%)	LEL (%)	CO2 (%)	O2 (%)	Direct Port Reading After
VMP-5-40	11/06/09	51.0%	4.1%		38.0%	2.7%		28.6	913	0	100	0.4			OVR		N/A
	09/09/10	NS	NS		NS	NS	NS	NS	NS	NS	NS	NS	NS	NS	NS	NS	NS
	11/23/10	NS	NS		NS	NS	NS	NS	NS	NS	NS	NS	NS	NS	NS	NS	NS
	02/16/11	NS	NS	N/A	NS	NS	NS	NS	NS	NS	NS	NS	NS	NS	NS	NS	NS
	04/21/11	56.5%	5.7%	>>>	51.0%	5.3%	OVR	229	632	18	OVR	0.0	>>>	>>>	8.8	0.2	N/A
	08/05/11	NS	NS	N/A	NS	NS	NS	NS	NS	NS	NS	NS	NS	NS	NS	NS	NS
	11/11/11	NS	NS	N/A	NS	NS	NS	NS	NS	NS	NS	NS	NS	NS	NS	NS	NS
	01/30/12	51.8%	1.2%	>>>	52.7%	1.3%	81220	313.9	609	24	0.0	00.1	>>>	>>>	11.4	0.2	N/A
VMP-6-5	11/06/09	55.0%	0.0%		39.0%	0.0%		161	27	3	85	0.9			OVR		N/A
	09/08/10	59.3%	0.0%		56.4%	0.1125%	35760	327	76	3	27	0.0	12.8	>>>	15.3	0.0	N/A
	11/16/10	50.8%	0.0%		58.0%	0.78%	4426	606	53	4	OVR	0.4	65.1	>>>	15.2	1.5	N/A
	02/07/11	50.2%	0.5%	N/A	54.6%	2.0%	271.10	0.7	0	0	0	16.9	0.0	1	2.3	19.3	N/A
	04/08/11	54.0%	0.2%	0.2%	64.0%	0.5%	5.10	0.2	0	0	0	14.1	0.1	2	4.4	14.1	N/A
	08/04/11	68.1%	0.0%	N/A	57.4%	19.4%	20.56	0.7	1	0	0	13.4	0.0	0	3.9	13.8	N/A
	11/09/11	51.8%	0.1%	0.0%	59.5%	2.7%	0.0	0.0	0.0	0.0	0.0	16.2	0.0	0.0	3.6	16.9	N/A
	01/31/12	59.9%	0.0%	N/A	63.2%	0.0%	0.0	1.7	0.0	0.0	0.0	10.2	0.0	0.0	10.5	8.5	N/A
VMP-6-10	11/06/09	54.0%	0.3523%		29.0%	0.0775%		183	17	3	100	0.4			OVR		N/A
	09/08/10	51.6%	0.54%		37.9%	0.725%	79370	356	138	6	50	0.0	38.3	>>>	14.8	0.0	N/A
	11/17/10	51.3%	0.0%		60.9%	0.9125%	6.33	0.2	0	0	0	7.2	0.4	9	11.3	6.4	N/A
	02/07/11	51.2%	0.5%	N/A	45.3%	0.4%	97.60	0.6	0	0	0	7.9	0.1	1	10.0	8.6	N/A
	04/08/11	53.0%	0.0%	N/A	63.0%	0.0%	110.50	12.5	2	0	0	1.9	0.2	4	10.8	3.7	N/A
	08/04/11	50.1%	0.0%	N/A	53.8%	0.28%	34650	325.8	283	5	56	0.2	47.5	>>>	17.2	0.3	N/A
	11/09/11	54.8%	0.0%	N/A	52.6%	0.0%	0.35	0.3	0.0	0.0	0.0	7.9	0.0	0.0	10.1	7.9	N/A
	01/31/12	55.8%	0.0%	N/A	63.6%	0.0%	17100	304.6	2	0.0	21	3.6	9.3	>>>	14.8	0.6	N/A
VMP-6-31.5	11/09/09	58.0%	0.0%		47.0%	0.0%		445	86	3	100	0.3			OVR		N/A
	09/08/10	56.6%	2.7%		46.9%	2.6%	3.21×10^{6}	380	711	41	OVR	0.0	>>>	>>>	12.9	0.0	2.3%
	11/17/10	66.5%	1.54%		59.8%	1.93%	1.16	462	753	10	OVR	2.1	>>>	>>>	13.3	2.3	N/A
	02/07/11	51.3%	0.0%	N/A	38.0%	0.0%	60660	318	62	8	OVR	0.5	>>>	>>>	15.1	0.3	N/A
	04/11/11	53.4%	0.0%	N/A	68.5%	0.0%	10000	416	1211	76	OVR	0.0	>>>	>>>	13.2	0.6	N/A
	08/04/11	55.5%	1.49%	N/A	54.1%	1.88%	OVR	327.3	1387	33	100	0.3	>>>	>>>	14.5	0.3	N/A
	11/09/11	55.1%	0.0%	N/A	54.1%	0.0%	88200	281.8	411	29	OVR	0.0	>>>	>>>	13.7	0.4	N/A
	01/31/12	56.1%	0.1%	>>>	68.1%	0.2%	127000	312.7	61	6	72	1.6	>>>	>>>	13.9	0.4	N/A
VMP-6-39	11/09/09	60.0%	1.61%		48.0%	1.55%		55.0	8	5	100	0.2			OVR		N/A
	09/08/10	NS	NS		NS	NS	NS	NS	NS	NS	NS	NS	NS	NS	NS	NS	NS
	11/16/10	NS	NS		NS	NS	NS	NS	NS	NS	NS	NS	NS	NS	NS	NS	NS
	02/07/11	NS	NS	N/A	NS	NS	NS	NS	NS	NS	NS	NS	NS	NS	NS	NS	NS
	04/11/11	53.0%	0.0%	N/A	91.8%	0.0%	11300	420	1222	100	OVR	0.5	>>>	>>>	12.8	0.5	N/A
	08/04/11	NS	NS	N/A	NS	NS	NS	NS	NS	NS	NS	NS	NS	NS	NS	NS	NS
	11/09/11	NS	NS	N/A	NS	NS	NS	NS	NS	NS	NS	NS	NS	NS	NS	NS	NS
	01/31/12	51.9%	0.7%	>>>	68.2%	0.9%	146000	350.9	9	11	91	4.4	>>>	>>>	13.9	0.5	N/A

See last page of table for notes

TABLE A-1
SOIL VAPOR SAMPLING - TEDLAR SAMPLING DATA

Reading Location		Shroud	Tedlar Bag 1		Shroud	Tedlar Bag 2											Tedlar Bag 3
Instrument		Dielectric		Landtec	Dilectric		FID	PID	Multi-gas				Landtec				Dielectric
Port ID	Date	Helium in Shroud Before	Helium Before	CH4 (%)	Helium in Shroud After	Helium After	FID (ppm)	PID (ppm)	CO (ppm)	H2S (ppm)	LEL (%)	O2 (%)	CH4 (%)	LEL (%)	CO2 (%)	O2 (%)	Direct Port Reading After
VMP-7-5	11/09/09	64.0%	3.4%		50.0%	2.5%		0.6	4	0	Neg	12.3			OVR		N/A
	08/26/10	56.6%	1.7%		56.3%	1.5%	28.70	0.0	0	1	0	0.8	0.0	0	4.5	13.4	N/A
	11/19/10	50.2%	0.9225%		66.7%	0.4925%	61.45	4.5	5	0	10	2.9	0.2	2	15.3	2.6	N/A
	02/07/11	52.8%	0.0%	0.0%	45.0%	0.2%	290.80	0.3	0	0	0	16.5	0.0	0	3.6	17.7	N/A
	04/07/11	61.6%	0.0%	0.0%	53.8%	0.0%	34.20	0.1	0	0	0	12.6	0.0	0	6.6	12.8	N/A
	08/02/11	59.8%	0.2%	N/A	58.3%	0.5%	34750	198	269	0	23	5	16.6	>>>	14.8	0.4	N/A
	11/10/11	52.1%	0.0%	N/A	50.3%	0.0%	0.0	0.4	0.0	0.0	0.0	5.6	0.0	0.0	13.3	5.5	N/A
	01/31/12	51.7%	0.0%	N/A	56.0%	0.0%	0.0	0.4	0	0	0	5.0	0	0	11.0	5.1	N/A
VMP-7-13.5	11/09/09	60.0%	0.0%		46.0%	0.45%		53.0	0	0	0	5.2			OVR		N/A
	08/26/10	50.8%	0.0%		56.2%	0.0%	5130	62.8	2	2	16	0.0	1.1	22	16.7	0.4	N/A
	11/19/10	53.8%	0.0%		51.0%	0.0%	2157	58.8	3	0	38	0.7	3.4	68	16.3	0.7	N/A
	02/07/11	54.2%	0.0%	0.0%	54.1%	0.0%	240.10	0.4	0	0	0	8.4	0.0	0	10.9	9.0	N/A
	04/07/11	57.5%	0.0%	0.0%	62.8%	0.0%	45.00	0.3	0	0	0	8.4	0.0	0	10.2	8.3	N/A
	08/02/11	56.0%	0.0%	N/A	68.5%	0.3%	31200	234	362	0	40	9.5	10.8	>>>	16.7	0.1	N/A
	11/10/11	62.1%	0.0%	N/A	66.2%	0.0%	0.0	0.8	0.0	0.0	0.0	2.2	0.0	0.0	16.0	2.2	N/A
	01/31/12	52.5%	0.0%	N/A	61.4%	0.0%	235	15.4	0	0	3	1.0	0	0	14	0.7	N/A
VMP-7-29.5	11/09/09	62.0%	0.5375%		49.0%	0.365%		89.0	132	4	13	4.5			OVR		N/A
	08/31/10	50.4%	0.92%		48.3%	0.7925%	73090	234	187	10	0	0.0	57.1	>>>	15.0	0.3	N/A
	11/19/10	53.7%	0.0%		69.3%	0.0%	4264	120	32	1	OVR	0.5	19.0	>>>	15.9	0.8	N/A
	02/07/11	56.7%	0.0%	26.8%	56.2%	0.0%	17840	910	4	12	56	3.4	27.6	>>>	17.1	0.4	N/A
	04/07/11	59.2%	0.0%	19.8%	57.6%	0.0%	28300	430	2	5	25	0.4	23.4	>>>	15.1	0.2	N/A
	08/02/11	50.0%	0.49%	N/A	54.0%	.58%	79000	307	66	1	57	4.9	68.2	>>>	14.5	0.2	N/A
	11/11/11	52.0%	0.0%	N/A	70.1%	0.0%	23400	409.7	0.0	8.0	16.0	0.4	29.9	>>>	16.3	0.8	N/A
	01/31/12	52.0%	0.0%	N/A	61.5%	0.0%	17800	347.4	0	2	28	9.8	16.0	>>>	16.0	0.2	N/A
VMP-7-38	11/09/09	52.0%	0.0%		45.0%	0.5975%		88.0	4	3	75	1.8			OVR		N/A
	08/31/10	NS	NS		NS	NS	NS	NS	NS	NS	NS	NS	NS	NS	NS	NS	NS
	11/19/10	NS	NS		NS	NS	NS	NS	NS	NS	NS	NS	NS	NS	NS	NS	NS
	02/07/11	62.2%	0.1%	32.9%	51.0%	0.0%	21220	944	0	35	58	1.8	33.7	>>>	16.5	0.1	N/A
	04/07/11	76.5%	0.0%	25.1%	43.2%	0.0%	31250	448	8	6	35	0.5	25.9	>>>	14.9	0.4	N/A
	08/02/11	NS	NS	NS	NS	NS	NS	NS	NS	NS	NS	NS	NS	NS	NS	NS	NS
	11/11/11	NS	NS	NS	NS	NS	NS	NS	NS	NS	NS	NS	NS	NS	NS	NS	NS
	01/31/12	51.6%	0.0%	N/A	60.5%	0.0%	20700	400.8	0	9	34	0.6	21.9	>>>	16.3	0.5	N/A
VMP-8-5	11/10/09	63.0%	0.15%		45.0%	0.0%		0.0	1	0	0	15.5			OVR		N/A
	08/30/10	52.0%	0.0%		58.6%	0.1325%	55.00	0.4	0	0	0	6.4	0.0	0	7.3	13.4	N/A
	11/18/10	62.8%	0.0%		65.5%	0.0%	617.00	2.6	4	0	5	14.1	0.2	4	2.6	19.4	N/A
	02/10/11	51.2%	0.0%	0.0%	40.5%	0.0%	153.20	0.0	1	0	0	14.8	0.0	0	4.7	15.0	N/A
	04/07/11	53.0%	0.0%	N/A	82.0%	0.3%		0.3	0	0	0	18.5	0.0	0	3.0	19.0	N/A
	07/27/11	61.7%	0.0%	N/A	50.8%	0.0%	0.0	5.1	0.0	0.0	0.0	9.4	0.0	0.0	8.9	12.9	N/A
	11/03/11	67.1%	0.0%	N/A	60.0%	0.1%	4.35	0.2	0	0	0	18.6	0	0	1.2	16.4	N/A
	01/23/12	55.4	0.0%	N/A	52.3%	2.4%	0.57	0.1	0	0	0	19.2	0.0	0	1.4	20.0	N/A

See last page of table for notes

TABLE A-1
SOIL VAPOR SAMPLING - TEDLAR SAMPLING DATA

Reading Location		Shroud	Tedlar Bag 1		Shroud	Tedlar Bag 2											Tedlar Bag 3
Instrument		Dielectric		Landtec	Dilectric		FID	PID	Multi-gas				Landtec				Dielectric
Port ID	Date	Helium in Shroud Before	Helium Before	CH4 (%)	Helium in Shroud After	Helium After	FID (ppm)	PID (ppm)	CO (ppm)	H2S (ppm)	LEL (%)	O2 (%)	CH4 (%)	LEL (%)	CO2 (%)	O2 (%)	Direct Port Reading After
VMP-8-9.5	11/10/09	63.0%	0.0%		45.0%	0.0%		0.0	0	0	0	11.2			OVR		N/A
	08/30/10	56.2%	0.0%		48.9%	0.0%	66.20	0.2	0	0	0	0.0	0.0	0	9.2	10.1	N/A
	11/18/10	63.7%	0.0%		100+%	0.1075%	27.23	2.1	4	0	7	12.2	0.3	6	9.6	12.5	N/A
	02/10/11	51.0%	0.0%	0.0%	61.0%	0.0%	102.50	0.0	0	0	0	12.5	0.0	0	9.0	11.6	N/A
	04/07/11	54.0%	0.0%	N/A	67.0%	0.0%		0.1	0	0	0	12.6	0.1	2	7.0	13.4	N/A
	07/27/11	53.5%	0.0%	N/A	53.8%	0.0%	0.0	4.1	5.0	0.0	0.0	11.0	0.0	0.0	6.1	14.4	N/A
	11/03/11	51.8%	0.0%	N/A	55.2%	0.0%	3.90	0.3	0	0	0	18.6	0	0	7.2	13.7	N/A
	01/23/12	63.0%	0.0%	N/A	49.0%	0.0%	0.00	0.5	0	0	0	14.6	0	0	6.7	15.3	N/A
VMP-8-23.5	11/10/09	60.0%	0.0%		46.0%	0.0%		0.0	2	0	0	11.2			OVR		N/A
	08/30/10	55.2%	0.0%		60.0%	0.0%	34.20	0.0	1	0	3	0.0	0.0	0	9.3	9.9	N/A
	11/19/10	57.8%	0.0%		59.8%	0.0%	3.62	1.6	0	0	6	10.5	0.0	0	10.1	11.0	N/A
	02/10/11	52.0%	0.0%	0.0%	69.3%	0.0%	112.10	0.0	0	0	0	11.5	0.0	0	10.1	11.7	N/A
	04/07/11	55.0%	0.0%	N/A	85.0%	0.0%		0.0	0	0	0	12.0	0.0	0	8.6	12.0	N/A
	07/27/11	55.7%	0.0%	N/A	56.3%	0.0%	0.00	3.1	2	0	0	8.2	0.1	2	8.9	11.3	N/A
	11/06/11	74.5%	0.0%	N/A	70.2%	0.0%		0.3	0	0	0	13.6	0	0	8.7	12.6	N/A
	01/23/12	54.0%	0.0%	N/A	91.5%	0.0%	1.40	0.5	0	0	0	13.7	0	0	8.1	14.0	N/A
VMP-8-35.5	11/10/09	53.0%	NS		NS	NS		NS	NS	NS	NS	NS			NS		NS
	08/30/10	NS	NS		NS	NS	NS	NS	NS	NS	NS	NS	NS	NS	NS	NS	NS
	11/19/10	NS	NS		NS	NS	NS	NS	NS	NS	NS	NS	NS	NS	NS	NS	NS
	02/10/11	NS	NS	NS	NS	NS	NS	NS	NS	NS	NS	NS	NS	NS	NS	NS	NS
	04/07/11	NS	NS	NS	NS	NS	NS	NS	NS	NS	NS	NS	NS	NS	NS	NS	NS
	07/27/11	NS	NS	NS	NS	NS	NS	NS	NS	NS	NS	NS	NS	NS	NS	NS	NS
	11/06/11	NS	NS	NS	NS	NS	NS	NS	NS	NS	NS	NS	NS	NS	NS	NS	NS
	01/23/12	NS	NS	NS	NS	NS	NS	NS	NS	NS	NS	NS	NS	NS	NS	NS	NS
VMP-9-5	11/11/09	55.0%	10.4%		49.0%	4.6%		0.0	2	0	0	15.0			3.45		4.5%
	08/26/10	50.2%	0.0%		45.6%	0.0%	36.70	0.0	2	0	3	0.4	0.4	8	11.6	4.7	N/A
	11/19/10	66.3%	0.0%		65.7%	0.0%	4.01	2.1	1	0	0	20.1	0.1	1	0.8	20.1	N/A
	02/08/11	67.4%	0.0%	0.0%	51.0%	0.0%	352.40	0.0	0	0	0	19.2	0.0	0	1.8	19.1	N/A
	04/06/11	50.3%	0.0%	N/A	62.2%	0.0%	0.00	1.6	0	0	0	0.4	0.0	0	1.1	5.8	N/A
	08/02/11	52.5%	0.0%	N/A	55.6%	0.4%	7550	92.3	4	0.0	13	0.5	0.9	19	14.9	0.5	N/A
	11/04/11	53.8%	0.0%	N/A	53.8%	0.0%		0.5	0	0	0	18.4	0	0	3.8	16.7	N/A
	01/26/12	55.1%	0.0%	N/A	66.2%	0.0%	0.0	0.5	0.0	0.0	0.0	17.7	0.1	2	13.8	2.2	N/A
VMP-9-11.5	11/11/09	61.0%	1.7%		39.0%	0.85%		0.0	0	6	0	5.2			OVR		N/A
	08/26/10	54.2%	0.0%		34.7%	0.28%	19620	36.7	8	0	42	0.0	3.2	64	13.7	0.5	N/A
	11/19/10	57.5%	0.0%		57.8%	0.04%	1714	23.6	74	0	21	0.9	1.7	35	15.8	0.8	N/A
	02/09/11	62.7%	0.0%	0.0%	50.9%	0.0%	30.80	0.4	3	0	0	3.1	0.0	1	14.8	3.4	N/A
	04/06/11	53.7%	0.0%	N/A	56.3%	0.0%	60.80	0.0	0	0	0	0.0	0.0	0	10.4	1.4	N/A
	08/02/11	58.6%	0.8%	5.6%	57.2%	0.9%	37600	68.9	41.0	0.0	0.0	0.2	6	>>>	13.4	0.3	N/A
	11/04/11	57.1%	0.0%	N/A	51.7%	0.0%		0.7	0	0	0	14.9	0	0	10	9.8	N/A
	01/26/12	54.0%	0.4%	N/A	72.5%	0.0%	0.0	0.6	0.0	0.0	0.0	14.6	0.0	1	14.4	1.5	N/A

See last page of table for notes

TABLE A-1
SOIL VAPOR SAMPLING - TEDLAR SAMPLING DATA

Reading Location		Shroud	Tedlar Bag 1		Shroud	Tedlar Bag 2											Tedlar Bag 3
Instrument		Dielectric		Landtec	Dilectric		FID	PID	Multi-gas				Landtec				Dielectric
Port ID	Date	Helium in Shroud Before	Helium Before	CH4 (%)	Helium in Shroud After	Helium After	FID (ppm)	PID (ppm)	CO (ppm)	H2S (ppm)	LEL (%)	O2 (%)	CH4 (%)	LEL (%)	CO2 (%)	O2 (%)	Direct Port Reading After
VMP-9-25.5	11/10/09	56.0%	0.2375%		41.0%	0.005%		145	1	0	60	2.1			OVR		N/A
	08/26/10	50.2%	0.4275%		47.6%	0.98%	46560	153	32	12	Neg	0.0	19.4	388	13.8	0.0	N/A
	11/19/10	51.0%	0.0%		55.8%	0.175%	3594	66.6	232	8	73	0.5	6.2	>>>	15.4	0.4	N/A
	02/09/11	64.9%	0.0%	N/A	40.5%	0.0%	7530	103	4	5	44	0.7	3.0	53	18.7	0.7	N/A
	04/08/11	54.0%	0.0%	N/A	80.0%	0.0%		45.0	0	2	14	0.0	1.5	31	15.8	0.6	N/A
	08/02/11	56.1%	0.3%	N/A	58.1%	0.5%	46300	87.2	76	13.0	74.0	0.3	11.7	>>>	12.8	0.4	N/A
	11/04/11	60.7%	0.0%	N/A	50.2%	0.0%		165.8	0	3	22	0.8	2.0	40	15.5	0.2	N/A
	01/26/12	54.5%	0.0%	N/A	67.1%	0.0%	5200	62.3	2	0.0	9	10.0	0.9	18	15.7	0.7	N/A
VMP-9-38.5	11/10/09	60.0%	0.0%		47.0%	0.2125%		138	11	0	33	3.1			OVR		N/A
	08/26/10	62.5%	NS		NS	NS	NS	NS	NS	NS	NS	NS	NS	NS	NS	NS	NS
	11/19/10	NS	NS		NS	NS	NS	NS	NS	NS	NS	NS	NS	NS	NS	NS	NS
	02/09/11	50.9%	0.0%	N/A	50.0%	0.0%	10650	226	2	3	38	0.6	6.3	>>>	19.4	0.3	N/A
	04/08/11	52.0%	0.0%	N/A	55.0%	0.0%		169	0	7	20	0.0	3.6	81	17.9	0.3	N/A
	08/02/11	NS	NS	NS	NS	NS	NS	NS	NS	NS	NS	NS	NS	NS	NS	NS	NS
	11/04/11	NS	NS	NS	NS	NS	NS	NS	NS	NS	NS	NS	NS	NS	NS	NS	NS
	01/26/12	51.5%	0.0%	N/A	61.9%	0.0%	5900	202.1	0.0	2	10	7.4	1.5	31	16	0.4	N/A
VMP-10-5	11/11/09	65.0%	0.0%		56.0%	0.0%		0.0	0	0	0	13.5			OVR		N/A
	09/07/10	60.2%	0.0%		35.8%	0.0%	-7.70	0.1	0	0	0	0.0	0.0	0	6.4	14.0	N/A
	11/18/10	56.5%	0.0%		52.4%	0.035%	26.78	0.5	0	0	0	17.7	0.0	1	3.7	18.4	N/A
	02/10/11	50.5%	0.0%	N/A	44.0%	0.0%	212.70	0.4	0	0	0	16.2	0.0	0	4.5	17.8	N/A
	04/05/11	62.6%	0.0%	N/A	62.7%	0.1%	28.80	3.2	0	0	0	19.0	0.0	0	0.9	19.8	N/A
	07/29/11	57.7%	0.0%	N/A	48.4%	0.0%	0.0	1.0	1.0	0.0	0.0	16.0	0.0	0.0	4.4	17.4	N/A
	11/04/11	56.0%	0.0%	N/A	52.0%	0.0%		0.6	0	0	0	18.7	0	0	3.1	17	N/A
	01/25/12	76.6%	0.0%	N/A	63.1%	0.4%	0.48	1.7	0	0	0	20.9	0	0	0	20.9	N/A
VMP-10-10	11/11/09	58.0%	0.0%		44.0%	0.0%		0.0	0	0	0	11.7			OVR		N/A
	09/07/10	53.4%	0.0%		25.5%	0.0%	-8.70	0.0	0	0	0	0.0	0.0	0	9.0	11.9	N/A
	11/18/10	54.4%	0.0%		49.4%	0.05%	41.21	0.7	4	0	0	15.4	0.0	1	6.1	15.9	N/A
	02/11/11	54.5%	0.0%	N/A	65.5%	0.0%	67.40	0.1	0	0	0	14.9	0.0	0	5.5	14.7	N/A
	04/06/11	55.7%	0.0%	N/A	59.4%	0.1%	38.90	0.0	0	0	0	18.7	0.0	0	0	19.6	N/A
	07/29/11	52.8%	0.0%	N/A	49.8%	0.2%	0.0	2.8	1.0	0.0	0.0	12.3	0.0	0.0	6.0	15.3	N/A
	11/04/11	57.8%	0.0%	N/A	60.0%	0.0%		0.7	0	0	0	17.6	0	0	4.4	15.8	N/A
	01/25/12	53.2%	0.0%	N/A	36.0%	0.0%	1.57	1.8	0	0	0	20.9	0	0	4.1	16.3	N/A
VMP-10-20	11/11/09	60.0%	0.0%		38.0%	0.2475%		0.0	2	0	0	20.9			0.047		N/A
	09/07/10	51.8%	0.0%		32.9%	0.0%	-10.80	0.0	0	0	0	0.0	0.0	0	12.3	9.4	N/A
	11/18/10	58.1%	0.0%		41.0%	0.0%	85.73	0.7	4	0	0	13.2	0.0	0	9.1	13.2	N/A
	02/11/11	52.6%	0.0%	N/A	55.8%	0.4%	51.50	0.3	0	0	0	12.9	0.0	0	7.4	13.1	N/A
	04/06/11	53.5%	0.0%	N/A	54.7%	0.2%	50.00	0.6	0	0	0	17.7	0.0	0	2.7	17.6	N/A
	07/29/11	62.7%	0.0%	N/A	45.9%	0.4%	0.0	3.3	2.0	0.0	0.0	9.7	0.0	0.0	7.3	13.2	N/A
	11/04/11	62.1%	0.0%	N/A	63.8%	0.0%		0.6	0	0	0	16	0	0	6.2	14.2	N/A
	01/25/12	57.2%	0.0%	N/A	58.1%	0.0%	2.12	0	0	0	0	14.1	0	0	6.2	14.4	N/A

See last page of table for notes

TABLE A-1
SOIL VAPOR SAMPLING - TEDLAR SAMPLING DATA

Reading Location		Shroud	Tedlar Bag 1		Shroud	Tedlar Bag 2											Tedlar Bag 3
Instrument		Dielectric		Landtec	Dilectric		FID	PID	Multi-gas				Landtec				Dielectric
Port ID	Date	Helium in Shroud Before	Helium Before	CH4 (%)	Helium in Shroud After	Helium After	FID (ppm)	PID (ppm)	CO (ppm)	H2S (ppm)	LEL (%)	O2 (%)	CH4 (%)	LEL (%)	CO2 (%)	O2 (%)	Direct Port Reading After
VMP-10-30	11/13/09	60.0%	0.0%		50.0%	0.0%		0.0	0	0	0	6.7			OVR		N/A
	09/07/10	NS	NS		NS	NS	NS	NS	NS	NS	NS	NS	NS	NS	NS	NS	NS
	11/18/10	NS	NS		NS	NS	NS	NS	NS	NS	NS	NS	NS	NS	NS	NS	NS
	02/11/11	NS	NS	NS	NS	NS	NS	NS	NS	NS	NS	NS	NS	NS	NS	NS	NS
	04/06/11	NS	NS	NS	NS	NS	NS	NS	NS	NS	NS	NS	NS	NS	NS	NS	NS
	07/29/11	NS	NS	NS	NS	NS	NS	NS	NS	NS	NS	NS	NS	NS	NS	NS	NS
	11/04/11	NS	NS	NS	NS	NS	NS	NS	NS	NS	NS	NS	NS	NS	NS	NS	NS
	01/25/12	71.3%	0.2%	N/A	58.9%	0.2%	21.4	1.7	0	0	0	10.2	0	0	0.1	11.8	N/A
VMP-11-5	11/17/09	50.0%	0.0%		31.0%	0.0%		5.0	6	0	24	7.0			OVR		N/A
	09/07/10	57.9%	0.0%		44.3%	0.0%	-2.90	0.1	2	0	0	0.0	0.0	0	9.9	10.3	N/A
	11/22/10	56.5%	0.0%		75.0%	0.0%	6.60	1.3	5	0	0	8.6	0.0	0	11.0	8.2	N/A
	02/11/11	52.9%	0.0%	N/A	45.9%	0.0%	12.80	0.8	0	0	0	9.4	0.0	0	9.5	9.9	N/A
	04/06/11	55.3%	0.0%	0.0%	48.9%	0.0%	3.40	0.7	0	0	0	10.6	0.0	0	8.5	10.5	N/A
	08/07/11	68.2%	0.0%	N/A	47.5%	0.0%	0.0	4.3	0	0	0	13.6	0	0	7.5	13.1	N/A
	11/11/11	53.2%	0.0%	N/A	67.0%	0.0%	0.0	1.1	0.0	0.0	0.0	7.5	0.0	0.0	11.1	8.0	N/A
	01/26/12	75.8%	0.0%	N/A	75.8%	0.0%	0.0	0.7	0	0	0	7.2	0.0	0.0	10.7	7.2	N/A
VMP-11-8	11/17/09	50.0%	0.0%		37.0%	0.0%		4.0	0	0	2	7.3			OVR		N/A
	09/08/10	52.3%	0.0%		37.6%	0.0%	10.50	0.0	0	0	0	0.0	0.0	0	9.5	11.0	N/A
	11/22/10	55.0%	0.0%		57.5%	0.025%	8.00	1.8	4	0	0	7.8	0.0	0	11.4	7.6	N/A
	02/11/11	54.3%	0.0%	N/A	43.7%	0.0%	27.70	0.9	0	0	0	8.6	0.0	0	10.1	9.0	N/A
	04/06/11	73.8%	0.0%	0.0%	70.0%	0.0%	3.04	0.8	0	0	0	10.5	0.0	0	8.3	10.1	N/A
	08/07/11	53.0%	0.0%	N/A	35.1%	0.0%	0.0	2.3	4	0	0	8.0	0.1	1	9.9	7.9	N/A
	11/14/11	54.2%	0.0%	N/A	62.1%	0.0%		0.4	0.0	0.0	0.0	3.7	0.0	0.0	10.5	8.2	N/A
	01/26/12	76.2%	0.0%	N/A	76.2%	0.0%	0.0	0.7	0	0	0	7.7	0.0	0.0	10.6	7.6	N/A
VMP-11-29	11/18/09	53.0%	0.0%		45.0%	0.0%		OVR	3	0	16	4.5			OVR		N/A
	09/08/10	63.8%	0.0%		40.0%	0.0%	1400	97.3	1	0	5	0.0	0.0	1	14.7	0.0	N/A
	11/22/10	57.5%	0.0%		46.3%	0.0%	785.00	58.7	3	0	3	0.8	0.2	5	14.7	0.8	N/A
	02/14/11	55.5%	0.0%	N/A	36.9%	0.0%	7.20	0.0	0	0	0	1.6	0.0	0	15.3	1.7	N/A
	04/06/11	63.8%	0.0%	0.0%	66.0%	0.0%	3.94	1.1	0	0	0	0.2	0.1	2	14.6	0.8	N/A
	08/25/11	53.7%	0.0%	0.0%	47.5%	0.0%	0.0	0.3	2	0	0	0.9	0	0	14.0	0.5	N/A
	11/14/11	54.3%	0.0%	N/A	62.8%	0.0%		0.6	0.0	0.0	0.0	0.0	0.0	0.0	14.9	1.5	N/A
	01/26/12	52.8%	0.0%	N/A	52.1%	0.0%	0.0	0.5	0	0	0	1.3	0	0	15.3	1.2	N/A
VMP-11-38	11/18/09	50.0%	0.0%		40.0%	0.0%		OVR	2	0	28	4.6			OVR		NS
	09/08/10	NS	NS		NS	NS	NS	NS	NS	NS	NS	NS	NS	NS	NS	NS	NS
	11/22/10	NS	NS		NS	NS	NS	NS	NS	NS	NS	NS	NS	NS	NS	NS	NS
	02/14/11	NS	NS	NS	NS	NS	NS	NS	NS	NS	NS	NS	NS	NS	NS	NS	NS
	04/06/11	NS	NS	NS	NS	NS	NS	NS	NS	NS	NS	NS	NS	NS	NS	NS	NS
	08/07/11	NS	NS	NS	NS	NS	NS	NS	NS	NS	NS	NS	NS	NS	NS	NS	NS
	11/14/11	NS	NS	NS	NS	NS	NS	NS	NS	NS	NS	NS	NS	NS	NS	NS	NS
	01/26/12	NS	NS	NS	NS	NS	NS	NS	NS	NS	NS	NS	NS	NS	NS	NS	NS

See last page of table for notes

TABLE A-1
SOIL VAPOR SAMPLING - TEDLAR SAMPLING DATA

Reading Location		Shroud	Tedlar Bag 1		Shroud	Tedlar Bag 2											Tedlar Bag 3
Instrument		Dielectric		Landtec	Dilectric		FID	PID	Multi-gas				Landtec				Dielectric
Port ID	Date	Helium in Shroud Before	Helium Before	CH4 (%)	Helium in Shroud After	Helium After	FID (ppm)	PID (ppm)	CO (ppm)	H2S (ppm)	LEL (%)	O2 (%)	CH4 (%)	LEL (%)	CO2 (%)	O2 (%)	Direct Port Reading After
VMP-12-5	11/13/09	56.0%	6.0%		42.0%	5.8%		857	120	2	100	1.8			OVR		7.0%
	09/03/10	48.7%	10.4%		45.7%	11.1%	OVR	22.5	145	23	OVR	0.0	>>>	>>>	14.5	0.7	10.1%
	12/03/10	55.3%	1.075%		57.0%	1.1225%	4986	21.7	220	0	73	0.7	9.9	>>>	13.5	1.1	N/A
	02/15/11	62.7%	3.3%	80.1%	62.6%	2.5%	2630000	86.7	0	0	OVR	0.2	86.7	>>>	8.1	0.0	N/A
	04/19/11	52.0%	7.7%	>>>	59.0%	7.9%	69.50	71.8	9	11	OVR	0.0	>>>	>>>	7.7	0.4	N/A
	08/04/11	57.4%	8.2%	>>>	38.1%	5.1%	OVR	89.8	49	8.0	>>>	0.0	>>>	>>>	12.3	1.0	N/A
	11/16/11	78.1%	0.0%	N/A	61.5%	0.0%	20.0	8.9	0.0	0.0	0.0	14.0	0.0	0.0	8.2	16.3	N/A
	01/24/12	53.6%	0.6%	N/A	50.0%	1.8%	17.08	46.9	0	0	0	19.2	0.1	2	3.6	19.2	N/A
VMP-12-11.5	11/13/09	55.0%	0.0%		45.0%	5.5%		97.0	68	2	0	4.2			OVR		0.0%
	09/03/10	54.1%	9.6%		33.4%	10.1%	OVR	44.1	293	15	Off	0.0	>>>	>>>	15.2	0.6	11.4%
	12/03/10	67.1%	5.8%		58.6%	6.5%	50100	48.7	78	7	OVR	0.6	>>>	>>>	12.7	0.9	6.9%
	02/15/11	51.0%	5.1%	>>>	56.3%	5.4%	OVR	122	168	21	OVR	0.3	>>>	>>>	9.6	0.0	N/A
	04/19/11	51.0%	8.7%	>>>	58.3%	9.4%	80.80	78.0	50	19	OVR	0.0	>>>	>>>	9.5	0.2	N/A
	08/04/11	51.2%	5.2%	>>>	27.7%	8.0%	OVR	193.8	62	19	OVR	0.0	>>>	>>>	11.5	1.0	N/A
	11/16/11	71.5%	0.0%	N/A	56.5%	0.2%	27100	36.2	0.0	0.0	51	1.1	3.0	61.0	11.0	6.4	N/A
	01/24/12	53.1%	0.0%	N/A	46.5%	1.0%	79000	282.5	0	0	91	2.1	12.4	>>>	10.7	1.4	N/A
VMP-12-25	11/13/09	47.0%	6.5%		36.0%	6.4%		332	142	2	92	2.9			2.33		6.9%
	09/03/10	52.6%	11.6%		34.9%	10.6%	OVR	441	379	7	OVR	0.0	>>>	>>>	15.3	0.5	10.8%
	12/03/10	54.4%	8.8%		53.1%	9.1%	61100	64.7	134	2	OVR	0.6	>>>	>>>	13.9	0.6	9.5%
	02/15/11	54.6%	3.9%	>>>	72.1%	4.8%	OVR	242	248	9	OVR	0.0	>>>	>>>	13.6	0.0	N/A
	04/19/11	53.0%	8.8%	>>>	75.0%	9.3%	76.00	133	90	9	OVR	0.0	>>>	>>>	12.3	0.8	N/A
	08/04/11	92.6%	11.6%	>>>	31.3%	8.1%	OVR	244.6	4	11	OVR	0.0	>>>	>>>	11.8	0.9	N/A
	11/16/11	82.5%	11.2%	>>>	57.8%	0.4%	OVR	140	104	0.0	OVR	0.0	>>>	>>>	12.7	0.6	N/A
	01/24/12	57.0%	8.1%	>>>	47.9%	7.6%	848000	1525	0	0	OVR	3.7	>>>	>>>	12.7	0.3	N/A
VMP-12-39	11/13/09	56.0%	6.5%		44.0%	7.8%		1805	93	1	7	4.3			0.27		7.2%
	09/03/10	NS	NS		NS	NS	NS	NS	NS	NS	NS	NS	NS	NS	NS	NS	NS
	12/03/10	NS	NS		NS	NS	NS	NS	NS	NS	NS	NS	NS	NS	NS	NS	NS
	02/15/11	NS	NS	NS	NS	NS	NS	NS	NS	NS	NS	NS	NS	NS	NS	NS	NS
	04/19/11	51.0%	12.0%	>>>	53.0%	11.2%	96.70	131	85	17	OVR	0.0	>>>	>>>	13.0	0.7	N/A
	08/04/11	NS	NS	NS	NS	NS	NS	NS	NS	NS	NS	NS	NS	NS	NS	NS	NS
	11/16/11	NS	NS	NS	NS	NS	NS	NS	NS	NS	NS	NS	NS	NS	NS	NS	NS
	01/24/12	50.5%	15.5%	>>>	36.1%	9.4%	OVR	1416	0	6	OVR	1.2	>>>	>>>	13.2	0.0	N/A
VMP-13-5	11/16/09	39.0%	0.0%		22.0%	0.0%		957	4	0	26	1.6			OVR		N/A
	09/13/10	56.7%	0.0%		46.7%	0.0%	35.30	0.0	0	0	0	0.0	0.0	0	6.8	9.0	N/A
	12/01/10	43.4%	0.14%		51.5%	0.0%	0.61	1.8	5	0	0	11.6	0.1	2	6.4	12.6	N/A
	02/18/11	50.9%	0.0%	N/A	50.9%	0.0%	0.00	1.0	0	0	0	14.8	0.0	0	3.3	15.8	N/A
	04/05/11	70.2%	0.0%	N/A	82.6%	0.0%	50.90	5.9	0	0	0	15.3	0.0	0	3.7	17.4	N/A
	08/09/11	57.9%	0.0%	N/A	44.0%	0.0%		7	2	0	0	4.0	0	1	11.2	4.7	N/A
	11/14/11	54.5%	0.0%	N/A	60.3%	0.0%		0.6	0.0	0.0	0.0	8.0	0.0	0.0	6.3	11.6	N/A
	01/27/12	53.8%	0.0%	N/A	57.7%	0.0%	0.0	0.8	0	0	0	12.3	0	0	5.6	13.0	N/A

See last page of table for notes

TABLE A-1
SOIL VAPOR SAMPLING - TEDLAR SAMPLING DATA

Reading Location		Shroud	Tedlar Bag 1		Shroud	Tedlar Bag 2											Tedlar Bag 3
Instrument		Dielectric		Landtec	Dilectric		FID	PID	Multi-gas				Landtec				Dielectric
Port ID	Date	Helium in Shroud Before	Helium Before	CH4 (%)	Helium in Shroud After	Helium After	FID (ppm)	PID (ppm)	CO (ppm)	H2S (ppm)	LEL (%)	O2 (%)	CH4 (%)	LEL (%)	CO2 (%)	O2 (%)	Direct Port Reading After
VMP-13-10.5	11/17/09	40.0%	0.0%		29.0%	0.04%		12.0	2	0	0	20.9			0.103		N/A
	09/13/10	53.2%	0.0%		30.3%	0.0%	1460	1.0	2	2	5	0.0	0.2	1	8.6	0.7	N/A
	12/01/10	41.2%	0.0%		42.7%	0.0%	0.62	2.2	2	0	0	5.1	0.0	1	10.4	5.0	N/A
	02/18/11	50.4%	0.0%	N/A	47.9%	0.0%	2550	192	0	0	16	1.7	0.1	16	6.8	10.6	N/A
	04/05/11	50.2%	0.0%	N/A	72.8%	0.0%	30.50	4.4	1	0	0	10.6	0.0	0	3.3	12.1	N/A
	08/09/11	58.5%	0.0%	N/A	49.9%	0.0%		46	31	0	11	0.5	0.7	15	12.4	1.3	N/A
	11/14/11	56.4%	0.0%	N/A	60.5%	0.0%		0.5	0.0	0.0	0.0	4.9	0.0	0.0	7.6	9.3	N/A
	01/27/12	63.5%	0.0%	N/A	60.1%	0.0%	0.0	0.5	0	0	0	9.8	0	0	7.1	10.1	N/A
VMP-13-21.5	11/17/09	43.0%	0.0%		0.0%	32.0%		OVR	27	0	38	4.2			OVR		N/A
	09/13/10	56.7%	0.0525%		27.9%	0.0%	35600	1869	7	0	30	0.0	2.4	49	12.2	0.0	N/A
	12/01/10	43.5%	0.1935%		46.7%	0.31%	1928	255	2	0	26	0.6	2.1	43	13.4	0.6	N/A
	02/18/11	55.4%	0.0%	N/A	53.1%	0.0%	3050	372	0	0	21	1.4	1.8	37	12.7	0.6	N/A
	04/05/11	50.2%	0.0%	N/A	50.2%	0.0%	18220	OVR	0	0	17	4.4	0.0	34	0.1	10.4	N/A
	08/09/11	54.2%	0.0%	N/A	48.0%	0.0%		202.3	11	0	40	0.3	2.4	48	11.7	0.9	N/A
	11/14/11	56.8%	0.0%	N/A	64.7%	0.0%		293.5	0.0	0.0	20.0	0.0	1.2	24.0	11.8	0.8	N/A
	01/27/12	52.0%	0.0%	N/A	48.2%	0.0%	6600	217.6	0	0	14	0.5	0.6	12	12.5	0.3	N/A
VMP-13-29.5	11/17/09	40.0%	0.0%		32.0%	0.0%		OVR	8	0	47	4.8			OVR		N/A
	09/13/10	NS	NS		NS	NS	NS	NS	0	NS	NS	NS	NS	NS	NS	NS	NS
	12/01/10	NS	NS		NS	NS	NS	NS	NS	NS	NS	NS	NS	NS	NS	NS	NS
	02/18/11	52.1%	0.0%	N/A	49.2%	0.0%	8300	OVR	64	2	8	1.0	1.5	25	3.5	16.3	N/A
	04/05/11	63.9%	0.0%	N/A	47.9%	0.0%	50220	OVR	1	0	22	3.4	0.0	55	0	19.8	N/A
	08/09/11	NS	NS	NS	NS	NS	NS	NS	NS	NS	NS	NS	NS	NS	NS	NS	NS
	11/14/11	NS	NS	NS	NS	NS	NS	NS	NS	NS	NS	NS	NS	NS	NS	NS	NS
	01/30/12	51.7%	0.0%	N/A	91.8%	0.0%	12700	5964	4	3	0	0.4	1.1	23	12.6	0.6	N/A
VMP-14-5	11/16/09	54.0%	0.0%		42.0%	--		NS	NS	NS	NS	NS			NS		N/A
	09/10/10	53.6%	3.8%		51.4%	4.0%	2.32×10^6	1.6	0	0	OVR	0.0	17.9	>>>	20.1	0.0	3.2%
	12/01/10	42.6%	0.4825%		33.5%	0.68%	3.03	1.6	2	0	0	12.7	0.1	2	2.7	13.5	N/A
	02/17/11	54.1%	0.0%	0.0%	68.1%	0.0%	154.50	1.0	3	0	3	2.9	0.2	3	2.4	2.6	N/A
	04/05/11	59.6%	0.0%	N/A	54.9%	0.2%	0.00	0.5	0	0	0	19.2	0.0	0	2.7	19.0	N/A
	08/08/11	59.0%	1.0%	N/A	61.5%	1.0%	49000	38	17	0	5	0.3	6.8	>>>	18.2	0.1	N/A
	11/14/11	61.1%	0.0%	N/A	62.7%	0.0%		0.9	0.0	0.0	0.0	12.7	0.0	0.0	8.2	15.1	N/A
	01/26/12	50.6%	NS	NS	NS	NS	NS	NS	NS	NS	NS	NS	NS	NS	NS	NS	NS
VMP-14-11.5	11/16/09	55.0%	2.5%		22.0%	2.3%		43.9	25	4	17	6.1			OVR		1.65%
	09/10/10	52.3%	7.0%		47.2%	7.3%	7.41×10^6	10.4	42	75	OVR	0.0	>>>	>>>	16.5	0.0	6.8%
	12/02/10	53.5%	0.0%		50.7%	1.9625%	7494.00	1.1	251	10	5	0.6	18.3	>>>	4.6	0.5	N/A
	02/17/11	55.0%	0.0%	0.0%	80.0%	0.0%	86.20	95.8	4	0	4	3.6	0.5	10	3.8	3.7	N/A
	04/05/11	90.0%	0.0%	N/A	49.8%	0.0%	766.10	118.5	0	0	0	8.6	0.3	6	12	8.6	N/A
	08/08/11	57.0%	6.6%	>>>	59.0%	6.7%	253000	104	163	36	100	0.3	>>>	>>>	16.3	0.3	N/A
	11/15/11	75.8%	1.0%	>>>	60.1%	0.6%	42000	103.2	15	0.0	66	0.0	9.2	>>>	14.2	2.2	N/A
	01/26/12	68.4%	1.0%	N/A	55.1%	NS	NS	NS	NS	NS	NS	NS	NS	NS	NS	NS	NS

See last page of table for notes

TABLE A-1
SOIL VAPOR SAMPLING - TEDLAR SAMPLING DATA

Reading Location		Shroud	Tedlar Bag 1		Shroud	Tedlar Bag 2											Tedlar Bag 3
Instrument		Dielectric		Landtec	Dilectric		FID	PID	Multi-gas				Landtec				Dielectric
Port ID	Date	Helium in Shroud Before	Helium Before	CH4 (%)	Helium in Shroud After	Helium After	FID (ppm)	PID (ppm)	CO (ppm)	H2S (ppm)	LEL (%)	O2 (%)	CH4 (%)	LEL (%)	CO2 (%)	O2 (%)	Direct Port Reading After
VMP-14-20	11/16/09	32.0%	2.4%		27.0%	1.9%		104	100	0	0	4.2			OVR		1.96%
	09/10/10	63.8%	7.8%		50.5%	7.7%	OVR	56.8	186	0	OVR	0.0	>>>	>>>	17.2	0.0	6.6%
	12/02/10	54.5%	6.2%		45.6%	6.6%	25400	264	148	0	OVR	0.5	>>>	>>>	19.2	0.5	6.1%
	02/18/11	53.0%	2.8%	>>>	53.1%	2.6%	58370	1282	305	4	OVR	1.6	>>>	>>>	16.8	0.4	N/A
	04/05/11	60.1%	1.2%	>>>	53.6%	2.2%	233000	856.7	71	2	OVR	0.3	>>>	>>>	16.5	0.3	N/A
	08/08/11	58.2%	8.2%	N/A	53.2%	6.6%	810000	351	402	3	100	0.3	>>>	>>>	15.4	0.2	N/A
	11/15/11	85.2%	4.5%	>>>	61.1%	3.8%	425000	297	240	0.0	OVR	0.0	>>>	>>>	17.1	1.3	N/A
	01/26/12	50.5%	3.2%	N/A	87.7%	3.2%	220000	1004	303	4	OVR	0.3	>>>	>>>	17.9	0.4	N/A
VMP-14-29	11/16/09	36.0%	1.6%		29.0%	1.7%		286	37	0	OVR	3.7			OVR		N/A
	09/10/10	NS	NS		NS	NS	NS	NS	NS	NS	NS	NS	NS	NS	NS	NS	NS
	12/01/10	NS	NS		NS	NS	NS	NS	NS	NS	NS	NS	NS	NS	NS	NS	NS
	02/18/11	54.0%	6.8%	86.0%	66.4%	2.5%	85560	1502	624	8	OVR	0.4	>>>	>>>	16.5	0.3	N/A
	04/05/11	58.1	2.1%	>>>	48.8%	2.4%	276000	1420	100	5	OVR	0.2	>>>	>>>	15.7	0.3	N/A
	08/08/11	NS	NS	NS	NS	NS	NS	NS	NS	NS	NS	NS	NS	NS	NS	NS	NS
	11/15/11	NS	NS	NS	NS	NS	NS	NS	NS	NS	NS	NS	NS	NS	NS	NS	NS
	01/26/12	55.2%	3.1%	N/A	42.3%	2.5%	233000	935	391	3	OVR	0.3	>>>	>>>	17.4	0.5	N/A
VMP-15-5	11/18/09	46.0%	0.0%		32.0%	0.0%		5.6	0	0	3	7.5			OVR		N/A
	09/14/10	64.4%	0.0%		49.9%	0.0%	0.00	0.0	0	0	5	0.0	0.0	0	17.0	0.3	N/A
	11/30/10	47.9%	0.26%		41.5%	0.53%	1058	29.6	1	0	22	1.5	1.9	38	15.2	1.4	N/A
	02/16/11	55.1%	0.0%	0.3%	63.7%	0.0%	213.70	50.2	2	0	4	3.6	0.5	9	11.0	3.9	N/A
	04/20/11	55.0%	0.0%	N/A	61.0%	0.0%	661.60	35.8	0	0	5	1.9	0.2	5	15.4	2.9	N/A
	08/08/11	64.0%	0.0%	N/A	63.9%	0.0%	0.00	2.4	3	0	0	1.4	0	0	18.1	1.2	N/A
	11/15/11	82.0%	0.0%	N/A	55.4%	0.0%	0.0	1.6	0.0	0.0	0.0	2.6	0.0	0.0	11.4	7.3	N/A
	02/01/12	55.0%	0.0%	N/A	70.9%	0.0%	0.0	1.4	0.0	0.0	0.0	9.9	0.0	0.0	9.7	10.2	N/A
VMP-15-21.5	11/18/09	66.0%	4.0%		60.0%	4.2%		47.0	5	6	OVR	3.6			OVR		4.7%
	09/14/10	50.1%	3.9%		28.1%	3.6%	1.96×10^{6}	9.5	5	92	OVR	0.0	30.8	>>>	19.1	0.0	3.4%
	11/30/10	42.2%	2.2%		47.5%	2.8%	10700	26.1	0	8	OVR	0.5	17.8	>>>	19.2	0.5	N/A
	02/16/11	52.5%	0.7%	13.0%	47.9%	0.6%	14310	89.0	3	66	72	2.1	15.3	>>>	18.7	0.5	N/A
	04/20/11	52.3%	1.0%	19.5%	50.3%	1.5%	1320000	96.6	0	2	OVR	0.0	24.8	>>>	19.1	0.0	N/A
	08/08/11	52.5%	5.0%	N/A	50.8%	4.8%	280000	43.5	24	94	100	0.2	31	>>>	17.4	0.2	N/A
	11/15/11	56.2%	0.4%	6.5%	72.7%	0.6%	41500	106.2	3.0	0.0	15.0	0.0	6.9	>>>	16.5	0.7	N/A
	02/01/12	60.2%	0.0%	N/A	63.9%	0.1%	31200	143.9	0.0	0.0	44	2.0	6.3	>>>	18.1	0.5	N/A
VMP-15-25.5	11/18/09	60.0%	5.1%		51.0%	4.8%		49.9	6	1	OVR	5.6			OVR		5.7%
	09/14/10	50.3%	6.3%		30.9%	8.1%	11780	29.9	1	0	15	0.0	1.6	32	7.7	11.1	4.1%
	12/02/10	62.4%	0.6025%		62.2%	9.2%	20.0	1.9	1	0	0	14.3	0.1	2	4.1	14.8	10.7%
	02/16/11	52.7%	4.1%	3.5%	55.7%	4.8%	1850	89.6	2	27	41	7.0	1.9	40	8.6	6.2	N/A
	04/20/11	52.0%	8.3%	2.0%	50.0%	5.9%	10000	17.6	0	0	10	10.7	3.0	21	5.2	9.9	N/A
	08/08/11	57.3%	4.3%	N/A	57.5%	8.6%	67.2	11.9	3	0	0	5	0	0	13.9	4.8	N/A
	11/15/11	59.2%	3.2%	0.6%	51.5%	5.8%		80.7	0.0	0.0	13	6.5	0.6	13	7.1	10.6	N/A
	02/01/12	62.5%	NS	N/A	NS	NS	NS	NS	NS	NS	NS	NS	NS	NS	NS	NS	NS

See last page of table for notes

TABLE A-1
SOIL VAPOR SAMPLING - TEDLAR SAMPLING DATA

Reading Location		Shroud	Tedlar Bag 1		Shroud	Tedlar Bag 2											Tedlar Bag 3
Instrument		Dielectric		Landtec	Dilectric		FID	PID	Multi-gas				Landtec				Dielectric
Port ID	Date	Helium in Shroud Before	Helium Before	CH4 (%)	Helium in Shroud After	Helium After	FID (ppm)	PID (ppm)	CO (ppm)	H2S (ppm)	LEL (%)	O2 (%)	CH4 (%)	LEL (%)	CO2 (%)	O2 (%)	Direct Port Reading After
VMP-15-29	11/19/09	56.0%	4.2%		45.0%	5.2%		116	26	32	100	1.0			OVR		5.9%
	09/14/10	56.1%	10.1%		NS	NS	NS	NS	NS	NS	NS	NS	NS	NS	NS	NS	NS
	12/02/10	NS	NS		NS	NS	NS	NS	NS	NS	NS	NS	NS	NS	NS	NS	NS
	02/16/11	NS	NS	NS	NS	NS	NS	NS	NS	NS	NS	NS	NS	NS	NS	NS	NS
	04/20/11	NS	NS	NS	NS	NS	NS	NS	NS	NS	NS	NS	NS	NS	NS	NS	NS
	08/08/11	NS	NS	NS	NS	NS	NS	NS	NS	NS	NS	NS	NS	NS	NS	NS	NS
	11/15/11	NS	NS	NS	NS	NS	NS	NS	NS	NS	NS	NS	NS	NS	NS	NS	NS
	02/01/12	NS	NS	NS	NS	NS	NS	NS	NS	NS	NS	NS	NS	NS	NS	NS	NS
VMP-16-5	11/19/09	52.0%	33.0%		34.0%	23.0%		5.6	1	0	0	15.2			0.135		5.0%
	09/02/10	61.2%	15.1%		23.1%	12.1%	OVR	6.2	167	9	OVR	0.0	>>>	>>>	19.4	0.6	14.0%
	11/29/10	50.0%	15.0%		47.8%	12.7%	86300	29.4	13	0	OVR	0.6	>>>	>>>	18.1	1.5	12.6%
	02/15/11	52.6%	5.4%	>>>	75.3%	5.5%	OVR	119	31	2	OVR	2.1	>>>	>>>	14.3	0.0	N/A
	04/22/11	52.4%	11.8%	>>>	54.0%	12.6%	OVR	76.7	27	3	OVR	0.0	>>>	>>>	17.3	0.4	N/A
	08/05/11	52.3%	2.3%	3%	57.3%	4.9%	OVR	220.6	6.0	0.0	26.0	0.0	20.7	>>>	12.7	1.9	N/A
	11/16/11	NS	NS	NS	NS	NS	NS	NS	NS	NS	NS	NS	NS	NS	NS	NS	NS
	02/01/12	NS	NS	NS	NS	NS	NS	NS	NS	NS	NS	NS	NS	NS	NS	NS	NS
VMP-16-13.5	11/19/09	52.0%	17.0%		56.0%	16.0%		74.0	0	0	48	14.6			1.39		16.0%
	09/02/10	51.2%	13.6%		31.2%	13.6%	OVR	32.6	170	10	OVR	0.0	>>>	>>>	19.4	0.1	16.2%
	11/29/10	52.5%	14.6%		42.1%	16.0%	128300	32.8	15	4	OVR	0.7	>>>	>>>	18.6	0.8	16.4%
	02/16/11	36.1%	6.1%	>>>	73.4%	5.7%	2530000	92.3	66	4	OVR	0.3	>>>	>>>	14.3	0.2	N/A
	04/22/11	62.0%	14.0%	>>>	70.0%	11.4%	OVR	80.2	0	4	OVR	0.0	>>>	>>>	17.0	1.8	N/A
	08/05/11	67.8%	9.6%	1.0%	61.5%	6.6%	70800	32.1	33	1	25	0.0	32.4	>>>	13.9	2	N/A
	11/16/11	NS	NS	NS	NS	NS	NS	NS	NS	NS	NS	NS	NS	NS	NS	NS	NS
	02/01/12	NS	NS	NS	NS	NS	NS	NS	NS	NS	NS	NS	NS	NS	NS	NS	NS
VMP-16-19	11/19/09	55.0%	18.0%		53.0%	9.0%		36.0	17	0	100	11.6			1.33		13.0%
	09/02/10	51.9%	11.4%		20.7%	16.8%	OVR	0.0	162	12	Off	0.0	>>>	>>>	18.5	0.0	15.6%
	11/29/10	56.3%	14.3%		49.3%	14.6%	126100	36.1	12	2	OVR	0.9	>>>	>>>	18.5	0.8	15.0%
	02/16/11	54.6%	5.1%	>>>	60.0%	4.8%	2640000	87.5	93	5	OVR	0.3	>>>	>>>	14.6	0.2	N/A
	04/27/11	51.3%	10.6%	>>>	67.3%	27.8%	4390000	111	3	0	OVR	1.6	>>>	>>>	11.7	1.8	N/A
	08/05/11	57.2%	7.7%	3.6%	41.6%	13.3%	1800	171.2	6.0	0.0	8.0	0.0	0.3	6.0	4.7	15.7	N/A
	11/16/11	NS	NS	NS	NS	NS	NS	NS	NS	NS	NS	NS	NS	NS	NS	NS	NS
	02/01/12	NS	NS	NS	NS	NS	NS	NS	NS	NS	NS	NS	NS	NS	NS	NS	NS
VMP-16-31	11/19/09	57.0%	10.0%		41.0%	6.0%		38.0	18	0	100	14.5			OVR		9.5%
	09/03/10	50.2%	15.1%		41.2%	14.8%	131.00	1.3	2	0	36	2.4	0.0	0	0.3	15.5	14.6%
	11/29/10	51.5%	14.4%		35.2%	14.4%	83500	37.1	12	3	OVR	0.6	>>>	>>>	18.9	0.7	13.9%
	02/16/11	NS	NS	NS	NS	NS	NS	NS	NS	NS	NS	NS	NS	NS	NS	NS	NS
	04/22/11	NS	NS	NS	NS	NS	NS	NS	NS	NS	NS	NS	NS	NS	NS	NS	NS
	08/05/11	NS	NS	NS	NS	NS	NS	NS	NS	NS	NS	NS	NS	NS	NS	NS	NS
	11/16/11	NS	NS	NS	NS	NS	NS	NS	NS	NS	NS	NS	NS	NS	NS	NS	NS
	02/01/12	NS	NS	NS	NS	NS	NS	NS	NS	NS	NS	NS	NS	NS	NS	NS	NS

See last page of table for notes

TABLE A-1
SOIL VAPOR SAMPLING - TEDLAR SAMPLING DATA

Reading Location		Shroud	Tedlar Bag 1		Shroud	Tedlar Bag 2											Tedlar Bag 3
Instrument		Dielectric		Landtec	Dilectric		FID	PID	Multi-gas				Landtec				Dielectric
Port ID	Date	Helium in Shroud Before	Helium Before	CH4 (%)	Helium in Shroud After	Helium After	FID (ppm)	PID (ppm)	CO (ppm)	H2S (ppm)	LEL (%)	O2 (%)	CH4 (%)	LEL (%)	CO2 (%)	O2 (%)	Direct Port Reading After
VMP-17-5	06/21/10	48.8%	0.0%		36.1%	0.0%		0.0	4	0	0	11.9			OVR		N/A
	09/01/10	64.5%	0.0%		55.2%	0.0%	-16.40	0.0	2	0	0	0.0	0.6	12	8.1	11.0	N/A
	11/22/10	60.0%	0.0%		47.1%	0.0%	9.13	1.8	5	0	0	15.1	0.0	0	5.6	15.2	N/A
	02/07/11	51.7%	0.0%	0.0%	49.6%	0.0%	295.40	0.3	2	0	0	18.2	0.0	0	3.0	18.1	N/A
	04/06/11	62.5%	0.0%	0.1%	33.6%	0.0%	3.86	0.7	0	0	0	17.1	0.1	2	2.8	17.1	N/A
	08/01/11	52.8%	0.0%	N/A	31.8%	0.0%	0.0	5.0	3.0	0.0	0.0	10.2	0.0	0.0	6.6	13.5	N/A
	11/07/11	60.7%	0.0%	N/A	61.0%	0.0%		0	0	0	0	17.1	0	0	3.6	17.0	N/A
	01/26/12	53.4%	0.0%	N/A	52.8%	0.0%	1.88	1.1	1	0	0	17.2	0.0	0.0	3.0	17.5	N/A
VMP-18-8.5	06/18/10	47.8%	0.0%	.	34.8%	0.0%		0.3	4	0	6	12.6			OVR		N/A
	09/07/10	63.7%	0.0%		63.7%	0.1%	-8.10	0.0	0	0	0	0.0	0.0	0	11.2	12.4	N/A
	11/19/10	55.2%	0.0%		67.2%	0.1%	4.33	3.1	4	0	9	10.4	0.3	6	9.9	10.6	N/A
	02/09/11	61.3%	0.0%	N/A	42.9%	0.0%	195.70	0.9	0	0	0	14.6	0.1	2	7.1	15.4	N/A
	04/07/11	58.1%	0.1%	N/A	61.3%	0.4%	14.00	1.0	0	0	0	13.4	0.0	0	6.4	13.1	N/A
	07/28/11	54.2%	0.0%	N/A	70.7%	0.0%	0.0	5.6	0.0	0.0	0.0	8.0	0.0	0.0	8.3	12.5	N/A
	11/07/11	51.4%	0.0%	N/A	52.8%	0.0%		0	0	0	0	13.3	0	0	8.2	13.3	N/A
	01/23/12	56.1%	0.0%	N/A	52.0%	0.0%	0.00	0.2	0	0	0	15.7	0	0	5.7	16.1	N/A
VMP-19-5	06/18/10	46.8%	0.0%		11.8%	0.0%		0.3	10	0	0	12.6			OVR		N/A
	09/01/10	52.0%	0.0%		58.6%	1.1%	22.80	1.1	2	0	0	0.0	0.7	12	10.7	8.5	N/A
	11/15/10	57.4%	0.0%		63.4%	0.03%	-0.12	0.0	0	0	8	11.0	0.0	0	8.6	4.4	N/A
	02/09/11	57.5%	0.3%	N/A	42.5%	0.4%	553.80	1.3	0	0	3	15.5	0.1	1	6.9	16.4	N/A
	04/07/11	52.3%	0.0%	N/A	68.0%	0.2%		0.2	0	0	0	15.0	0.2	3	5.3	15.4	N/A
	08/09/11	57.1%	0.0%	N/A	59.3%	0.32%		5	23	0	0	10.8	0	1	9.8	10.3	N/A
	11/08/11	75.8%	0.0%	N/A	54.7%	0.0%	0.0	0.3	0.0	0.0	0.0	14.3	0.0	0.0	6.5	14.3	N/A
	01/26/12	89.6%	0.0%	N/A	69.1%	0.0%	1.89	0.4	0	0	0	15.6	0.0	0.0	5.0	15.4	N/A
VMP-20-5	03/14/11	53.4%	0.0%	N/A	60.9%	0.0%	0.00	2.1	10	0	0	7.0	0.0	0	10.3	7.6	N/A
	04/15/11	52.0%	0.0%	N/A	80.0%	0.0%		0.2	8	0	0	5.4	0.0	0	8.7	8.9	N/A
	07/25/11	52.4%	0.0%	N/A	51.0%	0.0%	0.00	0.4	0.0	0.0	0.0	3.5	0.0	0.0	14.9	6.9	N/A
	11/01/11	70.0%	0.0%	N/A	58.4%	0.0%		0.6	0.0	0.0	0.0	18.5	0.0	0.0	8.3	13.6	N/A
	01/23/12	58.4%	0.0%	N/A	56.8%	0.0%	0.48	0.1	0.0	0.0	0.0	17.2	0.0	0.0	4.5	16.9	N/A
VMP-20-10	03/14/11	52.1%	0.0%	N/A	36.4%	0.0%	0.00	0.7	0	0	0	8.0	0.0	0	9.4	7.0	N/A
	04/15/11	56.0%	0.0%	N/A	94.3%	0.0%		5.0	2	0	0	5.4	0.0	0	8.4	8.5	N/A
	07/25/11	56.2%	0.0%	N/A	51.6%	0.0%	0.00	2.6	0.0	0.0	0.0	2.6	0.1	0.0	8.2	7.0	N/A
	11/01/11	68.9%	0.0%	N/A	51.1%	0.0%		0.6	0	0	0	15.4	0.0	0	8.6	9.6	N/A
	01/23/12	61.3%	0.0%	N/A	58.2%	0.0%	0.0	0.1	0.0	0.0	0.0	15.4	0.0	0.0	6.2	14.7	N/A
VMP-20-25	03/14/11	52.0%	0.0%	N/A	38.5%	0.0%	0.00	1.4	0	0	0	2.2	0.0	0	10.0	2.2	N/A
	04/15/11	52.0%	0.0%	N/A	60.4%	0.0%		2.5	3	0	3	0.0	0.1	1	10.5	2.1	N/A
	07/26/11	51.8%	0.1%	N/A	39.8%	0.0%	4200	113.9	4.0	0.0	7.0	0.0	1.0	20.0	8.6	1.0	N/A
	11/01/11	51.5%	0.0%	N/A	53.0%	0.0%		0.5	0	0	0	5.6	0	0	9.3	2.2	N/A
	01/23/12	63.8%	0.0%	N/A	56.2%	0.0%	0.0	0.2	0.0	0.0	0.0	7.3	0.0	0.0	0.1	21.0	N/A

See last page of table for notes

TABLE A-1
SOIL VAPOR SAMPLING - TEDLAR SAMPLING DATA

Reading Location		Shroud	Tedlar Bag 1		Shroud	Tedlar Bag 2											Tedlar Bag 3
Instrument		Dielectric		Landtec	Dilectric		FID	PID	Multi-gas				Landtec				Dielectric
Port ID	Date	Helium in Shroud Before	Helium Before	CH4 (%)	Helium in Shroud After	Helium After	FID (ppm)	PID (ppm)	CO (ppm)	H2S (ppm)	LEL (%)	O2 (%)	CH4 (%)	LEL (%)	CO2 (%)	O2 (%)	Direct Port Reading After
VMP-20-39.5	03/14/11	NS	NS	NS	NS	NS	NS	NS	NS	NS	NS	NS	NS	NS	NS	NS	NS
	04/15/11	NS	NS	NS	NS	NS	NS	NS	NS	NS	NS	NS	NS	NS	NS	NS	NS
	07/26/11	NS	NS	NS	NS	NS	NS	NS	NS	NS	NS	NS	NS	NS	NS	NS	NS
	11/01/11	NS	NS	NS	NS	NS	NS	NS	NS	NS	NS	NS	NS	NS	NS	NS	NS
	01/23/12	NS	NS	NS	NS	NS	NS	NS	NS	NS	NS	NS	NS	NS	NS	NS	NS
VMP-21-5	02/09/11	73.4%	0.0%	N/A	53.8%	1.9%	11780	273	0	0	30	9.1	43.4	>>>	6.5	9.2	N/A
	04/13/11	70.1%	0.0%	N/A	52.8%	0.2%	0.00	0.9	0	0	0	16.7	0.0	0	1.9	16.9	N/A
	07/25/11	55.4%	0.0%	N/A	49.7%	0.0%	0.00	3.7	0	0	0	2.	0.0	0	14.5	7.1	N/A
	11/01/11	77.6%	0.0%	N/A	47.8%	0.0%		0.6	0	0	0	18.3	0.0	0	4.5	17.1	N/A
	01/23/12	58.6%	0.0%	N/A	62.1%	0.0%	0.0	0.2	0.0	0.0	0.0	19.9	0.0	0.0	1.5	19.8	N/A
VMP-21-10	02/10/11	64.5%	0.0%	N/A	59.5%	0.0%	8350	533	9	0	27	8.1	24.9	>>>	7.5	8.7	N/A
	04/13/11	65.2%	0.0%	N/A	57.7%	0.4%	263.00	40.2	0	0	0	8.2	0.1	3	6.7	8.3	N/A
	07/25/11	55.0%	0.0%	N/A	49.2%	0.3%	0.00	3.7	0.0	0.0	0.0	2.6	0.0	0.0	7.5	8.1	N/A
	11/01/11	60.7%	0.0%	N/A	50.1%	0.0%		0.6	0	0	0	14.8	0.0	0	8.0	12.7	N/A
	01/23/12	59.0	0.0%	N/A	61.8%	0.1%	0.0	0.2	0.0	0.0	0.0	17.4	0.0	0.0	5.6	16.2	N/A
VMP-21-25	02/10/11	50.7%	0.0%	N/A	54.5%	0.0%	48340	227	35	1	OVR	0.4	>>>	>>>	7.0	0.2	N/A
	04/14/11	55.0%	0.0%	N/A	66.0%	0.2%	102000	459.0	61	11	18	0.0	>>>	>>>	6.3	0.5	N/A
	07/26/11	61.6%	0.0%	N/A	59.2%	0.4%	102000	398.5	138	3	73	0.0	>>>	>>>	6.2	0.1	N/A
	11/01/11	65.7%	0.0%	N/A	64.7%	0.0%		348.4	17	4	11	0.6	3.3	67	9.3	0.3	N/A
	01/24/12	67.5%	1.4%	0.0%	64.6%	5.3%	191.5	7.9	0.0	0.0	3	4.1	0.0	0.0	11.4	1.3	N/A
VMP-21-33	02/10/11	51.9%	0.0%	N/A	51.2%	0.4%	63640	434	42	7	OVR	0.4	>>>	>>>	4.9	5.2	N/A
	04/14/11	59.9%	0.0%	N/A	59.9%	0.9%	98820	385.0	8	15	36	0.0	>>>	>>>	6	0.8	N/A
	07/26/11	NS	NS	N/A	NS	NS	NS	NS	NS	NS	NS	NS	NS	NS	NS	NS	NS
	11/01/11	53.4%	0.0%	N/A	51.1%	0.0%		259.7	0	0	5	3.4	1.5	31	7.9	0.1	N/A
	01/24/12	55.5%	0.0%	0.0%	60.3%	0.0%	623.7	47.7	0.0	0.0	4	3.8	0.0	0.0	11.7	0.9	N/A
VMP-22-5	02/11/11	53.4%	0.0%	0.1%	52.4%	0.0%	105.10	26.4	2	0	0	7.3	0.0	0	9.0	6.5	N/A
	04/18/11	57.0%	0.0%	N/A	58.1%	0.0%	0.00	0.0	0	0	0	7.9	0.1	0	6.8	11.1	N/A
	07/26/11	55.5%	0.0%	N/A	65.0%	0.0%	0.0	3.1	7	0	2	8.1	0	0	7.6	11.9	N/A
	11/01/11	69.4%	0.0%	N/A	50.7%	0.0%		0.7	0	0	0	19.4	0	0	2.7	18.4	N/A
	01/24/12	53.0%	0.0%	N/A	54.5%	0.0%	0.26	0.2	0.0	0.0	0.0	20.4	0.0	0.0	0.8	19.8	N/A
VMP-22-10	02/11/11	52.1%	0.0%	0.1%	80.2%	0.0%	40.60	17.6	0	0	0	4.5	0.1	2	10.6	4.8	N/A
	04/18/11	51.0%	0.0%	N/A	49.5%	0.0%	0.00	0.0	0	0	0	6.4	0.0	2	8.4	6.8	N/A
	07/26/11	54.5%	0.0%	N/A	39.2%	0.0%	2.90	2.7	8	0	0	0.0	0.0	0	10.5	4.5	N/A
	11/01/11	62.2%	0.0%	n/A	56.5%	0.0%	0.0	0.6	0	0	0	18.5	0	0	5.9	15	N/A
	01/24/12	54.2%	0.0%	N/A	70.5%	0.0%	0.0	0.1	0.0	0.0	0.0	19.3	0.0	0.0	2.4	19.1	N/A
VMP-22-18	02/11/11	52.0%	0.0%	30.2%	44.3%	0.0%	17430	326	2	1	54	0.9	31.5	>>>	12.0	0.0	N/A
	04/18/11	51.0%	0.0%	N/A	44.3%	0.0%	29430	258	3	6	24	0.0	21.7	>>>	10.7	0.3	N/A
	07/26/11	56.2%	0.0%	N/A	55.7%	0.0%	15800	205.8	27	3	24	0.0	11.5	>>>	10.5	0.8	N/A
	11/01/11	71.4%	0.0%	N/A	60.0%	0.0%		0.8	0	0	0	2.2	0	0	14.5	1.1	N/A
	01/24/12	58.0%	0.0%	N/A	77.1%	0.0%	0.0	0.2	0.0	0.0	0.0	14.1	0.0	0.0	10.6	8.8	N/A

See last page of table for notes

TABLE A-1
SOIL VAPOR SAMPLING - TEDLAR SAMPLING DATA

Reading Location		Shroud	Tedlar Bag 1		Shroud	Tedlar Bag 2											Tedlar Bag 3
Instrument		Dielectric		Landtec	Dilectric		FID	PID	Multi-gas				Landtec				Dielectric
Port ID	Date	Helium in Shroud Before	Helium Before	CH4 (%)	Helium in Shroud After	Helium After	FID (ppm)	PID (ppm)	CO (ppm)	H2S (ppm)	LEL (%)	O2 (%)	CH4 (%)	LEL (%)	CO2 (%)	O2 (%)	Direct Port Reading After
VMP-22-38	02/11/11	NS	NS	NS	NS	NS	NS	NS	NS	NS	NS	NS	NS	NS	NS	NS	NS
	04/18/11	55.0%	0.0%	N/A	50.0%	0.0%	60850	290	0	9	OVR	0.0	>>>	>>>	10.8	0.3	N/A
	07/26/11	NS	NS	NS	NS	NS	NS	NS	NS	NS	NS	NS	NS	NS	NS	NS	NS
	11/01/11	NS	NS	NS	NS	NS	NS	NS	NS	NS	NS	NS	NS	NS	NS	NS	NS
	01/24/12	62.0%	0.0%	N/A	51.0%	0.0%	141.5	40.1	0.0	0.0	0.0	3.2	0.0	0.0	16.4	0.8	N/A
VMP-23-5	02/15/11	62.3%	0.0%	N/A	80.3%	0.7%	7.00	0.5	0	0	0	18.4	18.6	11	0.3	19.9	N/A
	04/21/11	60.0%	0.0%	N/A	52.3%	0.0%	0.00	0.7	23	0	0	14.7	0.0	2	5.5	15.1	N/A
	07/27/11	62.8%	0.0%	N/A	53.7%	0.0%	0.0	4.9	2	0	0	5.3	0.0	0	8.8	9.2	N/A
	11/02/11	61.4%	0.0%	N/A	55.6%	0.1%	0.0	1.1	0	0	0	17.5	0	0	3.1	16.6	N/A
	01/25/12	59.0%	0.0%	N/A	66.0%	0.1%	0.63	0.3	0.0	0.0	0.0	19.1	0.0	0.0	2.3	18.8	N/A
VMP-23-10	02/15/11	52.0%	0.0%	N/A	55.1%	0.0%	0.00	0.4	0	0	0	10.0	13.1	>>>	2.3	19.0	N/A
	04/21/11	52.3%	0.0%	N/A	58.2%	0.0%	0.00	1.2	16	0	0	11.8	0.2	6	6.5	12.1	N/A
	07/27/11	66.8%	0.0%	N/A	49.8%	0.0%	0.0	2.9	21	0	0	0.0	0.0	0	9.5	6.3	N/A
	11/02/11	71.0%	0.0%	N/A	59.8%	0.0%	0.0	1.2	0	0	0	11.6	0	0	7.3	10.1	N/A
	01/25/12	59.6%	0.0%	N/A	74.2%	0.0%	0.27	0.3	0.0	0.0	0.0	14.6	0.0	0.0	5.7	14.4	N/A
VMP-23-25	02/15/11	54.5%	0.0%	N/A	51.9%	0.0%	0.00	1.2	0	0	0	2.1	0.0	1	14.9	0.6	N/A
	04/21/11	58.2%	0.0%	N/A	53.6%	0.0%	0.00	0.6	13	0	0	2.2	0.2	0	13.7	2.4	N/A
	07/27/11	58.7%	0.0%	N/A	45.2%	0.0%	6.6	4.4	22	0	0	0.0	0.0	0	11.9	1.3	N/A
	11/02/11	59.3%	0.0%	N/A	53.6%	0.0%		0.6	0	0	0	8.2	0	0	12.6	2.6	N/A
	01/25/12	52.4%	0.0%	N/A	NS	0.0%	235000	0.3	1	0.0	0.0	5.9	0.0	0.0	11.8	6.0	N/A
VMP-23-40	02/15/11	NS	NS	NS	NS	NS	NS	NS	NS	NS	NS	NS	NS	NS	NS	NS	NS
	04/21/11	NS	NS	NS	NS	NS	NS	NS	NS	NS	NS	NS	NS	NS	NS	NS	NS
	07/27/11	NS	NS	NS	NS	NS	NS	NS	NS	NS	NS	NS	NS	NS	NS	NS	NS
	11/02/11	NS	NS	NS	NS	NS	NS	NS	NS	NS	NS	NS	NS	NS	NS	NS	NS
	01/25/12	NS	NS	NS	NS	NS	NS	NS	NS	NS	NS	NS	NS	NS	NS	NS	NS
VMP-24-5	02/16/11	50.9%	0.0%	N/A	50.5%	0.0%	0.00	0.9	3	0	0	16.0	0.0	0	6.9	13.9	N/A
	04/08/11	53.5%	0.0%	N/A	53.1%	0.1%	41.70	0.7	0	0	0	15.0	0.0	0	4.9	15.9	N/A
	07/28/11	73.3%	0.0%	N/A	73.3%	0.0%	0.0	4.2	0.0	0.0	0.0	13.5	0.0	0.0	7.7	15.6	N/A
	11/02/11	75.6%	0.0%	N/A	52.4%	0.0%	0.0	1.0	0	0	0	14.2	0	0	8.7	12.8	N/A
	01/25/12	55.5%	0.0%	N/A	59.8%	0.0%	2.26	3.8	0	0	0	18.4	0	0	4.2	17.4	N/A
VMP-24-10	02/17/11	51.0%	0.0%	N/A	59.5%	0.0%	0.00	0.3	0	0	0	20.9	0.0	0	0.0	19.9	N/A
	04/11/11	55.5%	0.0%	N/A	77.0%	0.0%	32.43	0.7	0	0	0	13.9	0.0	0	7.1	13.8	N/A
	07/28/11	63.1%	0.0%	N/A	50.7%	0.0%	0.0	5.2	0.0	0.0	0.0	8.6	0.0	0.0	0.1	22.6	N/A
	11/02/11	70.7%	0.0%	N/A	48.9%	0.0%	0.0	0.8	0	0	0	13.8	0	0	9.5	12.3	N/A
	01/25/12	54.3%	0.0%	N/A	53.2%	0.0%	1.44	1.2	0	0	0	15.7	0.0	0	8	13.8	N/A
VMP-24-22	02/17/11	52.5%	0.0%	N/A	50.5%	0.0%	0.00	0.9	4	0	0	11.9	0.0	2	10.3	10.6	N/A
	04/11/11	67.8%	0.0%	N/A	67.8%	0.0%	47.30	0.3	0	0	3	11.9	0.0	0	8.8	10.8	N/A
	07/28/11	52.0%	0.0%	N/A	42.6%	0.0%	0.0	4.3	0.0	0.0	0.0	8.4	0.0	0.0	9.7	12.4	N/A
	11/06/11	52.5%	0.0%	N/A	50.5%	0.0%		.2	0	0	0	18.3	0.0	0	10.1	11.8	N/A
	01/25/12	57.8%	0.0%	N/A	72.4%	0.0%	25.3	3.0	0	0	0	18.7	0	0	8.9	13.2	N/A

See last page of table for notes

TABLE A-1
SOIL VAPOR SAMPLING - TEDLAR SAMPLING DATA

Reading Location		Shroud	Tedlar Bag 1		Shroud	Tedlar Bag 2											Tedlar Bag 3
Instrument		Dielectric		Landtec	Dilectric		FID	PID	Multi-gas				Landtec				Dielectric
Port ID	Date	Helium in Shroud Before	Helium Before	CH4 (%)	Helium in Shroud After	Helium After	FID (ppm)	PID (ppm)	CO (ppm)	H2S (ppm)	LEL (%)	O2 (%)	CH4 (%)	LEL (%)	CO2 (%)	O2 (%)	Direct Port Reading After
VMP-24-34	02/17/11	52.2%	0.0%	N/A	60.1%	0.0%	0.00	1.9	30	0	0	10.9	0.2	3	10.6	10.5	N/A
	04/11/11	70.9%	0.0%	N/A	74.4%	0.0%	40.50	0.1	0	0	2	11.1	0.0	0	9.2	11.0	N/A
	07/28/11	52.6%	0.0%	N/A	38.1%	0.0%	0.0	5.8	2.0	0.0	0.0	8.1	0.0	0.0	9.7	12.5	N/A
	11/06/11	66.1%	0.0%	N/A	60.2%	0.0%		.2	0	0	0	15.0	0.0	0.0	8.6	12.9	N/A
	01/25/12	72.1%	0.0%	N/A	50.3%	0.0%	21.6	0.9	0	0	0	16.0	0.0	0	7.6	13.9	N/A
VMP-25-5	03/15/11	55.9%	0.0%	N/A	53.4%	0.0%	159.00	88.2	0	0	0	2.0	0.0	0	5.0	1.8	N/A
	04/08/11	75.0%	0.0%	N/A	51.9%	0.0%	95.00	1.9	0	0	3	0.9	0.1	2	7.5	1.0	N/A
	08/09/11	66.0%	0.0%	0.0%	45.2%	0.0%	27900	2.4	4	0	0	16.8	0	0.0	16	2.8	N/A
	11/17/11	63.9%	0.0%	N/A			12.5	0.4	0.0	0.0	0.0	7.2	0.0	0.0	3.4	11.4	N/A
	01/31/12	54.0%	0.0%	N/A	53.0%	0.0%	0.0	0.3	0.0	0.0	0.0	11.2	0.0	0.0	2.5	11.0	N/A
VMP-25-9.5	03/15/11	NS	NS	NS	NS	NS	NS	NS	NS	NS	NS	NS	NS	NS	NS	NS	NS
	04/08/11	NS	NS	NS	NS	NS	NS	NS	NS	NS	NS	NS	NS	NS	NS	NS	NS
	08/09/11	NS	NS	NS	NS	NS	NS	NS	NS	NS	NS	NS	NS	NS	NS	NS	NS
	11/17/11	NS	NS	NS	NS	NS	NS	NS	NS	NS	NS	NS	NS	NS	NS	NS	NS
	01/31/12	NS	NS	NS	NS	NS	NS	NS	NS	NS	NS	NS	NS	NS	NS	NS	NS
VMP-25-21	03/15/11	59.6%	8.2%	>>>	38.3%	8.9%	OVR	268.3	182	39	OVR	0.2	>>>	>>>	15.3	0.6	8.6%
	04/08/11	72.4%	4.1%	>>>	54.3%	4.6%	632000	150	OVR	54	OVR	0.8	>>>	>>>	14.4	0.8	N/A
	08/09/11	58.3%	11.4%	>>>	56.9%	10.2%	OVR	175.9	605	68	OVR	0	>>>	>>>	14.9	1	N/A
	11/17/11	60.3%	3.6%	>>>	50.7%	4.6%	OVR	125.2	380	0.0	OVR	0.0	>>>	>>>	14.4	1.1	N/A
	01/31/12	62.0%	7.5%	>>>	52.7%	8.6%	OVR	140.2	210	103	OVR	0.9	>>>	>>>	14.2	0.7	N/A
VMP-25-31	03/15/11	NS	NS	NS	NS	NS	NS	NS	NS	NS	NS	NS	NS	NS	NS	NS	NS
	04/08/11	NS	NS	NS	NS	NS	NS	NS	NS	NS	NS	NS	NS	NS	NS	NS	NS
	08/09/11	NS	NS	NS	NS	NS	NS	NS	NS	NS	NS	NS	NS	NS	NS	NS	NS
	11/17/11	NS	NS	NS	NS	NS	NS	NS	NS	NS	NS	NS	NS	NS	NS	NS	NS
	01/31/12	NS	NS	NS	NS	NS	NS	NS	NS	NS	NS	NS	NS	NS	NS	NS	NS

Notes:

1. November 2009 Sampling and the June 2010 Supplemental utilized a MuitiRAE IR for CO2 readings. Any CO2 over 5% resulted in a "OVR" reading. No direct CH4 or secondary LEL and 02 readings were collected.

2. Flame ionization detection (FID) was not used during the November 2009 Sampling or the June 2010 Supplemental.
3. OVR is used to indicate a reading over range for the FID or MultiRAE.
4. The Landtec landfill gas analyzer displays ">>>" for any results calculated higher than 99.9% for an individual reading.
5. N/A is used to indicate that a reading was not collected because it was unnecessary (i.e., a direct port for helium if the helium leak check was successful).
6. NS is used to indicate that a reading was not collected because the port could not be sampled.
7. FID readings were taken with a TVA-1000. Due to oxygen concentrations less than 16% a dilution tip was used when analyzing samples. The dilution tip introduced ambient air in a 10:1 ration with the sample, which required the sample readings to be multiplied by 10 to get the actual reading. The FID readings in this spreadsheet illustrate the actual FID values that were represented in each sample.

Roxana Soil Vapor Quarterly – 1st Quarter 2012 Data Review

Laboratory SDG: 1201418A, B

Data Reviewer: Melissa Mansker

Peer Reviewer: Elizabeth Kunkel

Date Reviewed: 2/10/2012

Guidance: USEPA National Functional Guidelines for Superfund Organic Methods Data Review 2008

Sample Identification	Sample Identification
VMP-20-5-012312	VMP-20-10-012312
VMP-20-25-012312	VMP-21-5-012312
VMP-21-5-012312-DUP	VMP-21-10-012312
VMP-8-5-012312	VMP-8-9.5-012312
VMP-8-23.5-012312	VMP-18-8.5-012312
VMP-22-5-012412	VMP-22-10-012412

1.0 Data Package Completeness

Were all items delivered as specified in the QAPP and COC as appropriate?

Yes

2.0 Laboratory Case Narrative \ Cooler Receipt Form

Were problems noted in the laboratory case narrative or cooler receipt form?

Yes, the laboratory case narrative indicated sample VMP-20-012312 was diluted due to high levels of target analytes. TO-15 surrogate 1,2-dichloroethane-d_4 was outside evaluation criteria in sample VMP-22-5-012412. Although not indicated in the laboratory case narrative, analytes were detected in the method blank. These issues are addressed further in the appropriate sections below.

No problems were indicated in the cooler receipt form, however the laboratory indicated that the canister identification information for samples VMP-18-8.5-012312 and VMP-22-10-012412 did not match the COC; canister information was correctly used to report the results.

3.0 Holding Times

Were samples extracted/analyzed within applicable limits?

Yes

4.0 Blank Contamination

Were any analytes detected in the Blanks?

Yes

Blank ID	Parameter	Analyte	Concentration/ Amount
1201418A-13A	TO-15	Carbon disulfide	0.33 ppbv /1.0 µg/m^3
1201418A-13A	TO-15	Methylene chloride	0.19 ppbv /0.65 µg/m^3

Blank ID	Parameter	Analyte	Concentration/ Amount
1201418A-13A	TO-15	2,2,4-Trimethylpentane	0.058 ppbv/0.27 µg/m^3
1201418A-13A	TO-15	Toluene	0.075 ppbv/0.28 µg/m^3
1201418A-13A	TO-15	trans-1,3-Dichloropropene	0.11 ppbv/0.49 µg/m^3
1201418A-13A	TO-15	1,2-Dibromoethane (EDB)	0.074 ppbv/0.57 µg/m^3
1201418A-13A	TO-15	Chlorobenzene	0.20 ppbv/0.93 µg/m^3
1201418A-13A	TO-15	Propylbenzene	0.038 ppbv/0.19 µg/m^3
1201418A-13A	TO-15	1,3-Dichlorobenzene	0.11 ppbv/0.67 µg/m^3
1201418A-13A	TO-15	1,4-Dichlorobenzene	0.12 ppbv/0.75 µg/m^3
1201418A-13A	TO-15	alpha-Chlorotoluene	0.072 ppbv/0.37 µg/m^3
1201418A-13A	TO-15	1,2-Dichlorobenzene	0.086 ppbv/0.52 µg/m^3
1201418A-13A	TO-15	1,2,4-Trichlorobenzene	0.53 ppbv/3.9 µg/m^3
1201418A-13A	TO-15	Hexachlorobutadiene	0.37 ppbv/4.0 µg/m^3
1201418B-13A	Natural gases	Nitrogen	0.033 %

Qualifications due to blank contamination are included in the table below. Analytical data that were reported non-detect or at concentrations greater than five times (5X) the associated blank concentration did not require qualification.

Sample ID	Parameter	Analyte	New Reporting Limit (RL)	Qualification
VMP-20-5-012312	TO-15	Chlorobenzene	-	**U**
VMP-20-10-012312	TO-15	Carbon disulfide	-	**U**
VMP-20-10-012312	TO-15	Methylene chloride	-	**U**
VMP-20-10-012312	TO-15	trans-1,3-Dichloropropene	-	**U**
VMP-20-10-012312	TO-15	Chlorobenzene	-	**U**
VMP-20-10-012312	TO-15	Propylbenzene	-	**U**
VMP-20-10-012312	TO-15	1,3-Dichlorobenzene	-	**U**
VMP-20-25-012312	TO-15	Carbon disulfide	-	**U**
VMP-20-25-012312	TO-15	Methylene chloride	-	**U**
VMP-20-25-012312	TO-15	Chlorobenzene	-	**U**
VMP-20-25-012312	TO-15	Propylbenzene	-	**U**
VMP-21-5-012312	TO-15	Carbon disulfide	-	**U**
VMP-21-5-012312	TO-15	Methylene chloride	-	**U**
VMP-21-5-012312	TO-15	trans-1,3-Dichloropropene	-	**U**
VMP-21-5-012312	TO-15	Chlorobenzene	-	**U**
VMP-21-5-012312	TO-15	Propylbenzene	-	**U**
VMP-21-5-012312	TO-15	1,3-Dichlorobenzene	-	**U**
VMP-21-5-012312	TO-15	1,2,4-Trichlorobenzene	-	**U**
VMP-21-5-012312-DUP	TO-15	Carbon disulfide	-	**U**
VMP-21-5-012312-DUP	TO-15	Methylene chloride	-	**U**
VMP-21-5-012312-DUP	TO-15	Chlorobenzene	-	**U**
VMP-21-5-012312-DUP	TO-15	Propylbenzene	-	**U**
VMP-21-5-012312-DUP	TO-15	1,3-Dichlorobenzene	-	**U**

Sample ID	Parameter	Analyte	New Reporting Limit (RL)	Qualification
VMP-21-10-012312	TO-15	Carbon disulfide	-	**U**
VMP-21-10-012312	TO-15	trans-1,3-Dichloropropene	-	**U**
VMP-21-10-012312	TO-15	Chlorobenzene	-	**U**
VMP-21-10-012312	TO-15	Propylbenzene	-	**U**
VMP-8-5-012312	TO-15	Carbon disulfide	-	**U**
VMP-8-5-012312	TO-15	Methylene chloride	-	**U**
VMP-8-5-012312	TO-15	trans-1,3-Dichloropropene	-	**U**
VMP-8-5-012312	TO-15	Chlorobenzene	-	**U**
VMP-8-5-012312	TO-15	Propylbenzene	-	**U**
VMP-8-5-012312	TO-15	1,3-Dichlorobenzene	-	**U**
VMP-8-5-012312	TO-15	1,2,4-Trichlorobenzene	-	**U**
VMP-8-9.5-012312	TO-15	Carbon disulfide	-	**U**
VMP-8-9.5-012312	TO-15	Methylene chloride	-	**U**
VMP-8-9.5-012312	TO-15	Chlorobenzene	-	**U**
VMP-8-9.5-012312	TO-15	Propylbenzene	-	**U**
VMP-8-23.5-012312	TO-15	Carbon disulfide	-	**U**
VMP-8-23.5-012312	TO-15	Methylene chloride	-	**U**
VMP-8-23.5-012312	TO-15	Chlorobenzene	-	**U**
VMP-8-23.5-012312	TO-15	Propylbenzene	-	**U**
VMP-8-23.5-012312	TO-15	1,3-Dichlorobenzene	-	**U**
VMP-18-8.5-012312	TO-15	Carbon disulfide	-	**U**
VMP-18-8.5-012312	TO-15	Methylene chloride	-	**U**
VMP-18-8.5-012312	TO-15	Chlorobenzene	-	**U**
VMP-22-5-012412	TO-15	Carbon disulfide	-	**U**
VMP-22-5-012412	TO-15	Methylene chloride	-	**U**
VMP-22-5-012412	TO-15	trans-1,3-Dichloropropene	-	**U**
VMP-22-5-012412	TO-15	Chlorobenzene	-	**U**
VMP-22-5-012412	TO-15	Propylbenzene	-	**U**
VMP-22-5-012412	TO-15	1,3-Dichlorobenzene	-	**U**
VMP-22-10-012412	TO-15	Carbon disulfide	-	**U**
VMP-22-10-012412	TO-15	Methylene chloride	-	**U**
VMP-22-10-012412	TO-15	trans-1,3-Dichloropropene	-	**U**
VMP-22-10-012412	TO-15	Chlorobenzene	-	**U**
VMP-22-10-012412	TO-15	Propylbenzene	-	**U**
VMP-22-10-012412	TO-15	1,3-Dichlorobenzene	-	**U**

5.0 Laboratory Control Sample

Were LCS recoveries within evaluation criteria?

Yes

6.0 Surrogate Recoveries

Were surrogate recoveries within evaluation criteria?

No

Sample ID	Parameter	Surrogate	Recovery	Criteria
VMP-22-5-012412	TO-15	1,2-Dichloroethane-d_4	**139**	70-130

Analytical data that required qualification based on surrogate data are in included in the table below. Analytical data reported as non-detect and associated with surrogate recoveries above evaluation criteria, indicating a possible high bias, did not require qualification.

Sample ID	Parameter	Analyte	Qualification
VMP-22-5-012412	TO-15	Freon 12	**J**
VMP-22-5-012412	TO-15	Freon 11	**J**
VMP-22-5-012412	TO-15	Ethanol	**J**
VMP-22-5-012412	TO-15	Acetone	**J**
VMP-22-5-012412	TO-15	2-Propanol	**J**
VMP-22-5-012412	TO-15	Hexane	**J**
VMP-22-5-012412	TO-15	2-Butanone (Methyl ethyl ketone)	**J**
VMP-22-5-012412	TO-15	Cyclohexane	**J**
VMP-22-5-012412	TO-15	2,2,4-Trimethylpentane	**J**
VMP-22-5-012412	TO-15	Benzene	**J**
VMP-22-5-012412	TO-15	Heptane	**J**
VMP-22-5-012412	TO-15	4-Methyl-2-pentanone	**J**
VMP-22-5-012412	TO-15	Toluene	**J**
VMP-22-5-012412	TO-15	Ethyl benzene	**J**
VMP-22-5-012412	TO-15	m,p-Xylene	**J**
VMP-22-5-012412	TO-15	o-Xylene	**J**
VMP-22-5-012412	TO-15	Cumene	**J**
VMP-22-5-012412	TO-15	4-Ethyltoluene	**J**
VMP-22-5-012412	TO-15	1,3-Dichlorobenzene	**J**
VMP-22-5-012412	TO-15	Butane	**J**
VMP-22-5-012412	TO-15	Isopentane	**J**

7.0 Matrix Spike and Matrix Spike Duplicate Recoveries

Were MS/MSD samples analyzed as part of this SDG?

MS/MSD samples are not applicable for vapor samples, due to the inability to spike the samples.

8.0 Laboratory Duplicate Results

Were laboratory duplicate samples collected as part of this SDG?

No

9.0 Field Duplicate Results

Were field duplicate samples collected as part of this SDG?

Yes

Field ID	Field Duplicate ID
VMP-21-5-012312	VMP-21-5-012312-DUP

Were field duplicate sample RPDs within evaluation criteria?

Yes

10.0 Sample Dilutions

For samples that were diluted and nondetect, were undiluted results also reported?

Not applicable; analytes were detected in samples that were diluted.

11.0 Additional Qualifications

Were additional qualifications applied?

No

Air Toxics LTD.
Laboratory Services Since 1989

2/6/2012
Ms. Elizabeth Kunkel
URS Corporation
1001 Highlands Plaza Dr. West
Suite 300
St. Louis MO 63110

Project Name: Roxana Soil Vapor
Project #: 21562735.00011
Workorder #: 1201418A

Dear Ms. Elizabeth Kunkel

The following report includes the data for the above referenced project for sample(s) received on 1/25/2012 at Air Toxics Ltd.

The data and associated QC analyzed by Modified TO-15 are compliant with the project requirements or laboratory criteria with the exception of the deviations noted in the attached case narrative.

Thank you for choosing Air Toxics Ltd. for your air analysis needs. Air Toxics Ltd. is committed to providing accurate data of the highest quality. Please feel free to contact the Project Manager: Kelly Buettner at 916-985-1000 if you have any questions regarding the data in this report.

Regards,

Kelly Buettner

Kelly Buettner
Project Manager

Reviewed on 2/10/2012

Air Toxics LTD.
Laboratory Services Since 1989

WORK ORDER #: 1201418A

Work Order Summary

CLIENT:	Ms. Elizabeth Kunkel URS Corporation 1001 Highlands Plaza Dr. West Suite 300 St. Louis, MO 63110	**BILL TO:**	Accounts Payable Austin URS Corporation P.O. BOX 203970 Austin, TX 78720-1088
PHONE:	314-743-4179	**P.O. #**	21562593.00009
FAX:		**PROJECT #**	21562735.00011 Roxana Soil Vapor
DATE RECEIVED:	01/25/2012	**CONTACT:**	Kelly Buettner
DATE COMPLETED:	02/06/2012		

FRACTION #	NAME	TEST	RECEIPT VAC./PRES.	FINAL PRESSURE
01A	VMP-20-5-012312	Modified TO-15	6.0 "Hg	5 psi
02A	VMP-20-10-012312	Modified TO-15	5.0 "Hg	5 psi
03A	VMP-20-25-012312	Modified TO-15	6.0 "Hg	5 psi
04A	VMP-21-5-012312	Modified TO-15	7.0 "Hg	5 psi
05A	VMP-21-5-012312-DUP	Modified TO-15	5.0 "Hg	5 psi
06A	VMP-21-10-012312	Modified TO-15	7.0 "Hg	5 psi
07A	VMP-8-5-012312	Modified TO-15	9.0 "Hg	5 psi
08A	VMP-8-9.5-012312	Modified TO-15	8.0 "Hg	5 psi
09A	VMP-8-23.5-012312	Modified TO-15	9.0 "Hg	5 psi
10A	VMP-18-8.5-012312	Modified TO-15	7.0 "Hg	5 psi
11A	VMP-22-5-012412	Modified TO-15	6.0 "Hg	5 psi
12A	VMP-22-10-012412	Modified TO-15	7.0 "Hg	5 psi
13A	Lab Blank	Modified TO-15	NA	NA
14A	CCV	Modified TO-15	NA	NA
15A	LCS	Modified TO-15	NA	NA
15AA	LCSD	Modified TO-15	NA	NA

CERTIFIED BY: _____ DATE: 02/06/12

Laboratory Director

Certfication numbers: AZ Licensure AZ0719, CA NELAP - 02110CA, LA NELAP - 02089, NY NELAP - 11291, TX NELAP - T104704434-11-3, UT NELAP -CA009332011-1, WA NELAP - C935
Name of Accrediting Agency: NELAP/Florida Department of Health, Scope of Application: Clean Air Act, Accreditation number: E87680, Effective date: 07/01/11 , Expiration date: 06/30/12.
Air Toxics Ltd. certifies that the test results contained in this report meet all requirements of the NELAC standards

This report shall not be reproduced, except in full, without the written approval of Air Toxics Ltd.

180 BLUE RAVINE ROAD, SUITE B FOLSOM, CA - 95630
(916) 985-1000 . (800) 985-5955 . FAX (916) 985-1020

Air Toxics LTD.
Laboratory Services Since 1989

LABORATORY NARRATIVE
EPA Method TO-15
URS Corporation
Workorder# 1201418A

Twelve 1 Liter Summa Canister samples were received on January 25, 2012. The laboratory performed analysis via EPA Method TO-15 using GC/MS in the full scan mode.

This workorder was independently validated prior to submittal using 'USEPA National Functional Guidelines' as generally applied to the analysis of volatile organic compounds in air. A rules-based, logic driven, independent validation engine was employed to assess completeness, evaluate pass/fail of relevant project quality control requirements and verification of all quantified amounts.

Receiving Notes

The Chain of Custody (COC) information for samples VMP-18-8.5-012312 and VMP-22-10-012412 did not match the information on the canister with regard to canister identification. The client was notified of the discrepancy and the information on the canister was used to process and report the sample.

Analytical Notes

As per client project requirements, the laboratory has reported estimated values for target compound hits that are below the Reporting Limit but greater than the Method Detection Limit. Concentrations that are below the level at which the canister was certified (0.2 ppbv for compounds reported at 0.5 ppbv and 0.8 ppbv for compounds reported at 2.0 ppbv) may be false positives.

Dilution was performed on sample VMP-20-5-012312 due to the presence of high level target species.

The recovery of surrogate 1,2-Dichloroethane-d4 in sample VMP-22-5-012412 was outside laboratory control limits due to matrix interference. The surrogate recovery is flagged.

Definition of Data Qualifying Flags

Eight qualifiers may have been used on the data analysis sheets and indicates as follows:

B - Compound present in laboratory blank greater than reporting limit (background subtraction not performed).
J - Estimated value.
E - Exceeds instrument calibration range.
S - Saturated peak.
Q - Exceeds quality control limits.
U - Compound analyzed for but not detected above the reporting limit.
UJ- Non-detected compound associated with low bias in the CCV and/or LCS.
N - The identification is based on presumptive evidence.

File extensions may have been used on the data analysis sheets and indicates as follows:
a-File was requantified
b-File was quantified by a second column and detector

r1-File was requantified for the purpose of reissue

Air Toxics LTD.
Laboratory Services Since 1989

Summary of Detected Compounds
EPA METHOD TO-15 GC/MS FULL SCAN

Client Sample ID: VMP-20-5-012312

Lab ID#: 1201418A-01A

Compound	Rpt. Limit (ppbv)	Amount (ppbv)	Rpt. Limit (ug/m3)	Amount (ug/m3)
Freon 11	3.9	3.1 J	22	17 J
Ethanol	15	11 J	29	21 J
Acetone	15	4.9 J	37	12 J
2-Propanol	15	6.6 J	38	16 J
Carbon Disulfide	15	1.9 J	48	5.8 J
Hexane	3.9	360	14	1300
2-Butanone (Methyl Ethyl Ketone)	15	1.8 J	46	5.4 J
Cyclohexane	3.9	140	13	480
2,2,4-Trimethylpentane	3.9	460	18	2200
Benzene	3.9	60	12	190
Heptane	3.9	90	16	370
4-Methyl-2-pentanone	3.9	5.5	16	22
Toluene	3.9	7.8	14	30
Chlorobenzene	3.9	~~1.0 J~~ U	18	~~4.6 J~~ U
Ethyl Benzene	3.9	1.7 J	17	7.3 J
m,p-Xylene	3.9	1.9 J	17	8.4 J
Cumene	3.9	0.43 J	19	2.1 J
Butane	15	58	37	140
Isopentane	15	570	46	1700

Client Sample ID: VMP-20-10-012312

Lab ID#: 1201418A-02A

Compound	Rpt. Limit (ppbv)	Amount (ppbv)	Rpt. Limit (ug/m3)	Amount (ug/m3)
Freon 12	0.90	0.67 J	4.4	3.3 J
Freon 11	0.90	5.7	5.0	32
Ethanol	3.6	8.7	6.7	16
Acetone	3.6	4.2	8.5	9.9
2-Propanol	3.6	3.8	8.8	9.2
Carbon Disulfide	3.6	~~0.55 J~~ U	11	~~1.7 J~~ U
Methylene Chloride	0.90	~~0.36 J~~ U	3.1	~~1.2 J~~ U

Air Toxics LTD.
Laboratory Services Since 1989

Summary of Detected Compounds
EPA METHOD TO-15 GC/MS FULL SCAN

Client Sample ID: VMP-20-10-012312

Lab ID#: 1201418A-02A

Hexane	0.90	1.7	3.2	6.0
2-Butanone (Methyl Ethyl Ketone)	3.6	1.0 J	10	2.9 J
Cyclohexane	0.90	1.3	3.1	4.6
2,2,4-Trimethylpentane	0.90	4.2	4.2	20
Benzene	0.90	14	2.8	45
Heptane	0.90	2.2	3.7	9.1
4-Methyl-2-pentanone	0.90	3.6	3.7	15
Toluene	0.90	2.2	3.4	8.2
trans-1,3-Dichloropropene	0.90	~~0.10 J~~ U	4.1	~~0.47 J~~ U
Tetrachloroethene	0.90	0.14 J	6.1	0.98 J
Chlorobenzene	0.90	~~0.28 J~~ U	4.1	~~1.3 J~~ U
Ethyl Benzene	0.90	0.56 J	3.9	2.4 J
m,p-Xylene	0.90	0.73 J	3.9	3.2 J
o-Xylene	0.90	0.17 J	3.9	0.75 J
Cumene	0.90	0.39 J	4.4	1.9 J
Propylbenzene	0.90	~~0.10 J~~ U	4.4	~~0.51 J~~ U
4-Ethyltoluene	0.90	0.21 J	4.4	1.0 J
1,3-Dichlorobenzene	0.90	~~0.084 J~~ U	5.4	~~0.51 J~~ U
Isopentane	3.6	2.2 J	10	6.6 J

Client Sample ID: VMP-20-25-012312

Lab ID#: 1201418A-03A

Compound	Rpt. Limit (ppbv)	Amount (ppbv)	Rpt. Limit (ug/m3)	Amount (ug/m3)
Freon 12	0.94	0.62 J	4.6	3.1 J
Freon 11	0.94	13	5.2	74
Ethanol	3.7	11	7.0	22
Acetone	3.7	3.8	8.9	9.1
2-Propanol	3.7	4.3	9.2	11
Carbon Disulfide	3.7	~~0.43 J~~ U	12	~~1.3 J~~ U
Methylene Chloride	0.94	~~0.73 J~~ U	3.2	~~2.5 J~~ U
Hexane	0.94	0.52 J	3.3	1.8 J
2-Butanone (Methyl Ethyl Ketone)	3.7	1.4 J	11	4.2 J

Air Toxics LTD.
Laboratory Services Since 1989

Summary of Detected Compounds
EPA METHOD TO-15 GC/MS FULL SCAN

Client Sample ID: VMP-20-25-012312

Lab ID#: 1201418A-03A

2,2,4-Trimethylpentane	0.94	0.62 J	4.4	2.9 J
Benzene	0.94	1.3	3.0	4.2
Heptane	0.94	0.29 J	3.8	1.2 J
4-Methyl-2-pentanone	0.94	4.1	3.8	17
Toluene	0.94	1.7	3.5	6.4
Tetrachloroethene	0.94	0.15 J	6.3	1.0 J
Chlorobenzene	0.94	~~0.29 J~~ U	4.3	~~1.3 J~~ U
Ethyl Benzene	0.94	0.14 J	4.0	0.60 J
m,p-Xylene	0.94	0.33 J	4.1	1.4 J
Cumene	0.94	0.42 J	4.6	2.1 J
Propylbenzene	0.94	~~0.057 J~~ U	4.6	~~0.28 J~~ U

Client Sample ID: VMP-21-5-012312

Lab ID#: 1201418A-04A

Compound	Rpt. Limit (ppbv)	Amount (ppbv)	Rpt. Limit (ug/m3)	Amount (ug/m3)
Freon 12	0.97	0.70 J	4.8	3.5 J
Freon 11	0.97	0.19 J	5.4	1.1 J
Ethanol	3.9	9.1	7.3	17
Acetone	3.9	3.4 J	9.2	8.0 J
2-Propanol	3.9	2.0 J	9.5	4.8 J
Carbon Disulfide	3.9	~~0.50 J~~ U	12	~~1.5 J~~ U
Methylene Chloride	0.97	~~0.48 J~~ U	3.4	~~1.7 J~~ U
Hexane	0.97	0.28 J	3.4	1.0 J
1,1-Dichloroethane	0.97	0.84 J	3.9	3.4 J
2-Butanone (Methyl Ethyl Ketone)	3.9	1.1 J	11	3.4 J
1,1,1-Trichloroethane	0.97	0.59 J	5.3	3.2 J
2,2,4-Trimethylpentane	0.97	0.33 J	4.5	1.5 J
Benzene	0.97	0.21 J	3.1	0.67 J
Heptane	0.97	0.28 J	4.0	1.1 J
Trichloroethene	0.97	0.81 J	5.2	4.3 J
4-Methyl-2-pentanone	0.97	3.2	4.0	13
Toluene	0.97	1.4	3.6	5.2

Air Toxics LTD.
Laboratory Services Since 1989

Summary of Detected Compounds
EPA METHOD TO-15 GC/MS FULL SCAN

Client Sample ID: VMP-21-5-012312

Lab ID#: 1201418A-04A

trans-1,3-Dichloropropene	0.97	~~0.14 J~~ U	4.4	~~0.63 J~~ U
Tetrachloroethene	0.97	0.15 J	6.6	1.0 J
Chlorobenzene	0.97	~~0.36 J~~ U	4.5	~~1.7 J~~ U
Ethyl Benzene	0.97	0.13 J	4.2	0.56 J
m,p-Xylene	0.97	0.39 J	4.2	1.7 J
o-Xylene	0.97	0.14 J	4.2	0.63 J
Styrene	0.97	0.12 J	4.1	0.53 J
Cumene	0.97	0.52 J	4.8	2.6 J
Propylbenzene	0.97	~~0.075 J~~ U	4.8	~~0.37 J~~ U
4-Ethyltoluene	0.97	0.15 J	4.8	0.74 J
1,3-Dichlorobenzene	0.97	~~0.099 J~~ U	5.8	~~0.60 J~~ U
1,2,4-Trichlorobenzene	3.9	~~0.24 J~~ U	29	~~1.8 J~~ U

Client Sample ID: VMP-21-5-012312-DUP

Lab ID#: 12014I8A-05A

Compound	Rpt. Limit (ppbv)	Amount (ppbv)	Rpt. Limit (ug/m3)	Amount (ug/m3)
Freon 12	0.90	0.62 J	4.4	3.1 J
Freon 11	0.90	0.20 J	5.0	1.1 J
Ethanol	3.6	4.7	6.7	8.8
Acetone	3.6	3.9	8.5	9.2
2-Propanol	3.6	2.3 J	8.8	5.6 J
Carbon Disulfide	3.6	~~0.46 J~~ U	11	~~1.4 J~~ U
Methylene Chloride	0.90	~~0.27 J~~ U	3.1	~~0.95 J~~ U
Hexane	0.90	0.28 J	3.2	1.0 J
1,1-Dichloroethane	0.90	0.20 J	3.6	0.82 J
2-Butanone (Methyl Ethyl Ketone)	3.6	1.2 J	10	3.4 J
1,1,1-Trichloroethane	0.90	0.23 J	4.9	1.2 J
2,2,4-Trimethylpentane	0.90	0.38 J	4.2	1.8 J
Benzene	0.90	0.29 J	2.8	0.91 J
Heptane	0.90	0.16 J	3.7	0.68 J
Trichloroethene	0.90	0.42 J	4.8	2.2 J
4-Methyl-2-pentanone	0.90	3.2	3.7	13

Air Toxics LTD.
Laboratory Services Since 1989

Summary of Detected Compounds
EPA METHOD TO-15 GC/MS FULL SCAN

Client Sample ID: VMP-21-5-012312-DUP

Lab ID#: 1201418A-05A

Toluene	0.90	1.5	3.4	5.7
Tetrachloroethene	0.90	0.11 J	6.1	0.76 J
Chlorobenzene	0.90	~~0.29 J~~ U	4.1	~~1.3 J~~ U
Ethyl Benzene	0.90	0.15 J	3.9	0.66 J
m,p-Xylene	0.90	0.44 J	3.9	1.9 J
o-Xylene	0.90	0.14 J	3.9	0.60 J
Cumene	0.90	0.49 J	4.4	2.4 J
Propylbenzene	0.90	~~0.066 J~~ U	4.4	~~0.32 J~~ U
4-Ethyltoluene	0.90	0.18 J	4.4	0.86 J
1,3-Dichlorobenzene	0.90	~~0.083 J~~ U	5.4	~~0.50 J~~ U

Client Sample ID: VMP-21-10-012312

Lab ID#: 1201418A-06A

Compound	Rpt. Limit (ppbv)	Amount (ppbv)	Rpt. Limit (ug/m3)	Amount (ug/m3)
Freon 12	0.97	0.53 J	4.8	2.6 J
Freon 11	0.97	0.25 J	5.4	1.4 J
Ethanol	3.9	7.8	7.3	15
Acetone	3.9	9.1	9.2	22
2-Propanol	3.9	3.6 J	9.5	9.0 J
Carbon Disulfide	3.9	~~0.47 J~~ U	12	~~1.5 J~~ U
Methylene Chloride	0.97	1.4	3.4	4.7
Hexane	0.97	0.42 J	3.4	1.5 J
2-Butanone (Methyl Ethyl Ketone)	3.9	1.4 J	11	4.1 J
Cyclohexane	0.97	0.27 J	3.3	0.92 J
2,2,4-Trimethylpentane	0.97	0.97	4.5	4.5
Benzene	0.97	5.4	3.1	17
Heptane	0.97	0.42 J	4.0	1.7 J
Trichloroethene	0.97	0.31 J	5.2	1.7 J
4-Methyl-2-pentanone	0.97	3.8	4.0	16
Toluene	0.97	1.6	3.6	6.2
trans-1,3-Dichloropropene	0.97	~~0.11 J~~ U	4.4	~~0.50 J~~ U
Tetrachloroethene	0.97	0.51 J	6.6	3.5 J

Air Toxics LTD.
Laboratory Services Since 1989

Summary of Detected Compounds
EPA METHOD TO-15 GC/MS FULL SCAN

Client Sample ID: VMP-21-10-012312

Lab ID#: 1201418A-06A

Chlorobenzene	0.97	~~0.32 J~~ U	4.5	~~1.5 J~~ U
Ethyl Benzene	0.97	0.19 J	4.2	0.84 J
m,p-Xylene	0.97	0.32 J	4.2	1.4 J
Styrene	0.97	0.12 J	4.1	0.52 J
Cumene	0.97	0.42 J	4.8	2.1 J
Propylbenzene	0.97	~~0.077 J~~ U	4.8	~~0.38 J~~ U
4-Ethyltoluene	0.97	0.13 J	4.8	0.64 J

Client Sample ID: VMP-8-5-012312

Lab ID#: 1201418A-07A

Compound	Rpt. Limit (ppbv)	Amount (ppbv)	Rpt. Limit (ug/m3)	Amount (ug/m3)
Freon 12	1.1	0.78 J	5.2	3.9 J
Freon 11	1.1	0.25 J	6.0	1.4 J
Ethanol	4.2	12	8.0	23
Acetone	4.2	3.5 J	10	8.2 J
2-Propanol	4.2	5.8	10	14
Carbon Disulfide	4.2	~~0.74 J~~ U	13	~~2.3 J~~ U
Methylene Chloride	1.1	~~0.34 J~~ U	3.7	~~1.2 J~~ U
Hexane	1.1	0.69 J	3.7	2.4 J
2-Butanone (Methyl Ethyl Ketone)	4.2	2.5 J	12	7.3 J
Tetrahydrofuran	1.1	0.55 J	3.1	1.6 J
2,2,4-Trimethylpentane	1.1	1.3	5.0	6.0
Benzene	1.1	7.2	3.4	23
Heptane	1.1	0.39 J	4.3	1.6 J
4-Methyl-2-pentanone	1.1	14	4.3	58
Toluene	1.1	1.2	4.0	4.7
trans-1,3-Dichloropropene	1.1	~~0.12 J~~ U	4.8	~~0.56 J~~ U
Tetrachloroethene	1.1	0.43 J	7.2	2.9 J
Chlorobenzene	1.1	~~0.31 J~~ U	4.9	~~1.4 J~~ U
Ethyl Benzene	1.1	0.12 J	4.6	0.52 J
m,p-Xylene	1.1	0.30 J	4.6	1.3 J
Cumene	1.1	0.61 J	5.2	3.0 J

Air Toxics LTD.
Laboratory Services Since 1989

Summary of Detected Compounds
EPA METHOD TO-15 GC/MS FULL SCAN

Client Sample ID: VMP-8-5-012312

Lab ID#: 1201418A-07A

Propylbenzene	1.1	~~0.064 J~~ U	5.2	~~0.31 J~~ U
4-Ethyltoluene	1.1	0.14 J	5.2	0.67 J
1,3-Dichlorobenzene	1.1	~~0.10 J~~ U	6.4	~~0.62 J~~ U
1,2,4-Trichlorobenzene	4.2	~~0.26 J~~ U	31	~~2.0 J~~ U
Butane	4.2	3.0 J	10	7.2 J
Isopentane	4.2	3.1 J	12	9.2 J

Client Sample ID: VMP-8-9.5-012312

Lab ID#: 1201418A-08A

Compound	Rpt. Limit (ppbv)	Amount (ppbv)	Rpt. Limit (ug/m3)	Amount (ug/m3)
Freon 12	1.0	0.82 J	5.0	4.0 J
Freon 11	1.0	0.22 J	5.7	1.2 J
Ethanol	4.1	6.3	7.6	12
Acetone	4.1	11	9.6	26
2-Propanol	4.1	2.0 J	10	4.9 J
Carbon Disulfide	4.1	~~0.50 J~~ U	13	~~1.5 J~~ U
Methylene Chloride	1.0	~~0.30 J~~ U	3.5	~~1.1 J~~ U
Hexane	1.0	1.8	3.6	6.4
2-Butanone (Methyl Ethyl Ketone)	4.1	0.77 J	12	2.3 J
Tetrahydrofuran	1.0	0.46 J	3.0	1.4 J
Cyclohexane	1.0	0.76 J	3.5	2.6 J
2,2,4-Trimethylpentane	1.0	1.5	4.7	6.9
Benzene	1.0	0.80 J	3.2	2.6 J
Heptane	1.0	1.2	4.2	5.0
Trichloroethene	1.0	5.0	5.4	27
4-Methyl-2-pentanone	1.0	1.5	4.2	6.1
Toluene	1.0	1.2	3.8	4.6
Tetrachloroethene	1.0	0.55 J	6.9	3.7 J
Chlorobenzene	1.0	~~0.28 J~~ U	4.7	~~1.3 J~~ U
Ethyl Benzene	1.0	0.33 J	4.4	1.4 J
m,p-Xylene	1.0	0.75 J	4.4	3.2 J
o-Xylene	1.0	0.24 J	4.4	1.0 J

Air Toxics LTD.
Laboratory Services Since 1989

Summary of Detected Compounds
EPA METHOD TO-15 GC/MS FULL SCAN

Client Sample ID: VMP-8-9.5-012312

Lab ID#: 1201418A-08A

Cumene	1.0	0.53 J	5.0	2.6 J
Propylbenzene	1.0	~~0.084 J~~ U	5.0	~~0.31 J~~ U
4-Ethyltoluene	1.0	0.16 J	5.0	0.79 J
Isopentane	4.1	6.3	12	19

Client Sample ID: VMP-8-23.5-012312

Lab ID#: 1201418A-09A

Compound	Rpt. Limit (ppbv)	Amount (ppbv)	Rpt. Limit (ug/m3)	Amount (ug/m3)
Freon 12	1.1	0.67 J	5.2	3.3 J
Freon 11	1.1	0.25 J	6.0	1.4 J
Ethanol	4.2	8.6	8.0	16
Acetone	4.2	2.9 J	10	6.8 J
2-Propanol	4.2	3.8 J	10	9.4 J
Carbon Disulfide	4.2	~~0.57 J~~ U	13	~~1.8 J~~ U
Methylene Chloride	1.1	~~0.27 J~~ U	3.7	~~0.95 J~~ U
Hexane	1.1	0.65 J	3.7	2.3 J
2-Butanone (Methyl Ethyl Ketone)	4.2	1.3 J	12	3.9 J
Chloroform	1.1	0.22 J	5.2	1.0 J
Cyclohexane	1.1	0.48 J	3.6	1.7 J
2,2,4-Trimethylpentane	1.1	0.80 J	5.0	3.7 J
Benzene	1.1	2.1	3.4	6.8
Heptane	1.1	0.56 J	4.3	2.3 J
4-Methyl-2-pentanone	1.1	5.9	4.3	24
Toluene	1.1	1.2	4.0	4.6
Tetrachloroethene	1.1	0.49 J	7.2	3.3 J
2-Hexanone	4.2	0.18 J	17	0.75 J
Chlorobenzene	1.1	~~0.33 J~~ U	4.9	~~1.5 J~~ U
Ethyl Benzene	1.1	0.18 J	4.6	0.79 J
m,p-Xylene	1.1	0.76 J	4.6	3.3 J
o-Xylene	1.1	0.21 J	4.6	0.92 J
Cumene	1.1	0.41 J	5.2	2.0 J
Propylbenzene	1.1	~~0.067 J~~ U	5.2	~~0.33 J~~ U

Air Toxics LTD.
Laboratory Services Since 1989

Summary of Detected Compounds
EPA METHOD TO-15 GC/MS FULL SCAN

Client Sample ID: VMP-8-23.5-012312

Lab ID#: 1201418A-09A

4-Ethyltoluene	1.1	0.20 J	5.2	0.98 J
1,3-Dichlorobenzene	1.1	~~0.11 J~~ U	6.4	~~0.65 J~~ U
Isopentane	4.2	5.7	12	17

Client Sample ID: VMP-18-8.5-012312

Lab ID#: 1201418A-10A

Compound	Rpt. Limit (ppbv)	Amount (ppbv)	Rpt. Limit (ug/m3)	Amount (ug/m3)
Freon 12	0.97	0.57 J	4.8	2.8 J
Freon 11	0.97	0.17 J	5.4	0.98 J
Ethanol	3.9	6.3	7.3	12
Acetone	3.9	3.4 J	9.2	8.1 J
2-Propanol	3.9	14	9.5	35
Carbon Disulfide	3.9	~~0.56 J~~ U	12	~~1.7 J~~ U
Methylene Chloride	0.97	~~0.20 J~~ U	3.4	~~0.69 J~~ U
Hexane	0.97	0.33 J	3.4	1.2 J
2-Butanone (Methyl Ethyl Ketone)	3.9	2.4 J	11	7.0 J
2,2,4-Trimethylpentane	0.97	0.34 J	4.5	1.6 J
Benzene	0.97	0.38 J	3.1	1.2 J
Heptane	0.97	0.28 J	4.0	1.2 J
4-Methyl-2-pentanone	0.97	14	4.0	57
Toluene	0.97	1.1	3.6	4.2
Tetrachloroethene	0.97	0.38 J	6.6	2.6 J
2-Hexanone	3.9	0.16 J	16	0.68 J
Chlorobenzene	0.97	~~0.30 J~~ U	4.5	~~1.4 J~~ U
Ethyl Benzene	0.97	0.12 J	4.2	0.54 J
m,p-Xylene	0.97	0.33 J	4.2	1.4 J
Cumene	0.97	0.54 J	4.8	2.6 J

Client Sample ID: VMP-22-5-012412

Lab ID#: 1201418A-11A

Compound	Rpt. Limit (ppbv)	Amount (ppbv)	Rpt. Limit (ug/m3)	Amount (ug/m3)

Air Toxics LTD.
Laboratory Services Since 1989

Summary of Detected Compounds
EPA METHOD TO-15 GC/MS FULL SCAN

Client Sample ID: VMP-22-5-012412

Lab ID#: 12014I8A-11A

Compound	Rpt. Limit (ppbv)	Amount (ppbv)	Rpt. Limit (ug/m3)	Amount (ug/m3)
Freon 12	0.88	0.63 J	4.4	3.1 J
Freon 11	0.88	0.23 J	5.0	1.3 J
Ethanol	3.5	5.0	6.7	9.4
Acetone	3.5	9.0	8.4	21
2-Propanol	3.5	3.3 J	8.7	8.1 J
Carbon Disulfide	3.5	~~0.50 J~~ U	11	~~1.6 J~~ U
Methylene Chloride	0.88	~~0.56 J~~ U	3.1	~~1.9 J~~ U
Hexane	0.88	200	3.1	700
2-Butanone (Methyl Ethyl Ketone)	3.5	1.6 J	10	4.7 J
Cyclohexane	0.88	84	3.0	290
2,2,4-Trimethylpentane	0.88	290	4.1	1400
Benzene	0.88	35	2.8	110
Heptane	0.88	68	3.6	280
4-Methyl-2-pentanone	0.88	3.4	3.6	14
Toluene	0.88	6.0	3.3	23
trans-1,3-Dichloropropene	0.88	~~0.14 J~~ U	4.0	~~0.66 J~~ U
Chlorobenzene	0.88	~~0.28 J~~ U	4.1	~~1.3 J~~ U
Ethyl Benzene	0.88	1.8	3.8	7.9
m,p-Xylene	0.88	1.5	3.8	6.7
o-Xylene	0.88	0.28 J	3.8	1.2 J
Cumene	0.88	0.36 J	4.4	1.8 J
Propylbenzene	0.88	~~0.14 J~~ U	4.4	~~0.68 J~~ U
4-Ethyltoluene	0.88	0.16 J	4.4	0.79 J
1,3-Dichlorobenzene	0.88	~~0.094 J~~ U	5.3	~~0.57 J~~ U
Butane	3.5	9.9	8.4	24
Isopentane	3.5	130	10	380

Client Sample ID: VMP-22-10-012412

Lab ID#: 12014I8A-12A

Compound	Rpt. Limit (ppbv)	Amount (ppbv)	Rpt. Limit (ug/m3)	Amount (ug/m3)

Air Toxics LTD.
Laboratory Services Since 1989

Summary of Detected Compounds
EPA METHOD TO-15 GC/MS FULL SCAN

Client Sample ID: VMP-22-10-012412

Lab ID#: 1201418A-12A

Compound	Rpt. Limit (ppbv)	Amount (ppbv)	Rpt. Limit (ug/m3)	Amount (ug/m3)
Freon 12	0.97	0.64 J	4.8	3.2 J
Freon 11	0.97	0.19 J	5.4	1.0 J
Ethanol	3.9	12	7.3	23
Acetone	3.9	2.6 J	9.2	6.1 J
2-Propanol	3.9	4.3	9.5	11
Carbon Disulfide	3.9	~~0.51 J~~ U	12	~~1.6 J~~ U
Methylene Chloride	0.97	~~0.23 J~~ U	3.4	~~0.78 J~~ U
Hexane	0.97	0.55 J	3.4	1.9 J
2-Butanone (Methyl Ethyl Ketone)	3.9	3.6 J	11	11 J
Tetrahydrofuran	0.97	0.48 J	2.9	1.4 J
Chloroform	0.97	1.4	4.7	7.1
Cyclohexane	0.97	0.30 J	3.3	1.0 J
2,2,4-Trimethylpentane	0.97	1.4	4.5	6.3
Benzene	0.97	6.1	3.1	20
Heptane	0.97	0.70 J	4.0	2.8 J
Trichloroethene	0.97	0.28 J	5.2	1.5 J
4-Methyl-2-pentanone	0.97	20	4.0	81
Toluene	0.97	1.9	3.6	7.1
trans-1,3-Dichloropropene	0.97	~~0.11 J~~ U	4.4	~~0.49 J~~ U
Tetrachloroethene	0.97	0.48 J	6.6	3.3 J
Chlorobenzene	0.97	~~0.31 J~~ U	4.5	~~1.4 J~~ U
Ethyl Benzene	0.97	0.23 J	4.2	1.0 J
m,p-Xylene	0.97	0.42 J	4.2	1.8 J
o-Xylene	0.97	0.19 J	4.2	0.84 J
Cumene	0.97	0.78 J	4.8	3.8 J
Propylbenzene	0.97	~~0.10 J~~ U	4.8	~~0.52 J~~ U
4-Ethyltoluene	0.97	0.12 J	4.8	0.57 J
1,3-Dichlorobenzene	0.97	~~0.10 J~~ U	5.8	~~0.63 J~~ U

Air Toxics LTD.
Laboratory Services Since 1989

Client Sample ID: VMP-20-5-012312

Lab ID#: 1201418A-01A

EPA METHOD TO-15 GC/MS FULL SCAN

File Name:	o012625	Date of Collection:	1/23/12 9:45:00 AM
Dil. Factor:	7.73	Date of Analysis:	1/27/12 03:48 PM

Compound	Rpt. Limit (ppbv)	Amount (ppbv)	Rpt. Limit (ug/m3)	Amount (ug/m3)
Freon 12	3.9	Not Detected	19	Not Detected
Freon 114	3.9	Not Detected	27	Not Detected
Chloromethane	15	Not Detected	32	Not Detected
Vinyl Chloride	3.9	Not Detected	9.9	Not Detected
1,3-Butadiene	3.9	Not Detected	8.6	Not Detected
Bromomethane	3.9	Not Detected	15	Not Detected
Chloroethane	15	Not Detected	41	Not Detected
Freon 11	3.9	3.1 J	22	17 J
Ethanol	15	11 J	29	21 J
Freon 113	3.9	Not Detected	30	Not Detected
1,1-Dichloroethene	3.9	Not Detected	15	Not Detected
Acetone	15	4.9 J	37	12 J
2-Propanol	15	6.6 J	38	16 J
Carbon Disulfide	15	1.9 J	48	5.8 J
3-Chloropropene	15	Not Detected	48	Not Detected
Methylene Chloride	3.9	Not Detected	13	Not Detected
Methyl tert-butyl ether	3.9	Not Detected	14	Not Detected
trans-1,2-Dichloroethene	3.9	Not Detected	15	Not Detected
Hexane	3.9	360	14	1300
1,1-Dichloroethane	3.9	Not Detected	16	Not Detected
2-Butanone (Methyl Ethyl Ketone)	15	1.8 J	46	5.4 J
cis-1,2-Dichloroethene	3.9	Not Detected	15	Not Detected
Tetrahydrofuran	3.9	Not Detected	11	Not Detected
Chloroform	3.9	Not Detected	19	Not Detected
1,1,1-Trichloroethane	3.9	Not Detected	21	Not Detected
Cyclohexane	3.9	140	13	480
Carbon Tetrachloride	3.9	Not Detected	24	Not Detected
2,2,4-Trimethylpentane	3.9	460	18	2200
Benzene	3.9	60	12	190
1,2-Dichloroethane	3.9	Not Detected	16	Not Detected
Heptane	3.9	90	16	370
Trichloroethene	3.9	Not Detected	21	Not Detected
1,2-Dichloropropane	3.9	Not Detected	18	Not Detected
1,4-Dioxane	15	Not Detected	56	Not Detected
Bromodichloromethane	3.9	Not Detected	26	Not Detected
cis-1,3-Dichloropropene	3.9	Not Detected	18	Not Detected
4-Methyl-2-pentanone	3.9	5.5	16	22
Toluene	3.9	7.8	14	30
trans-1,3-Dichloropropene	3.9	Not Detected	18	Not Detected
1,1,2-Trichloroethane	3.9	Not Detected	21	Not Detected
Tetrachloroethene	3.9	Not Detected	26	Not Detected

Air Toxics LTD.
Laboratory Services Since 1989

Client Sample ID: VMP-20-5-012312

Lab ID#: 1201418A-01A

EPA METHOD TO-15 GC/MS FULL SCAN

File Name:	**o012625**	**Date of Collection:**	**1/23/12 9:45:00 AM**
Dil. Factor:	**7.73**	**Date of Analysis:**	**1/27/12 03:48 PM**

Compound	Rpt. Limit (ppbv)	Amount (ppbv)	Rpt. Limit (ug/m3)	Amount (ug/m3)
2-Hexanone	15	Not Detected	63	Not Detected
Dibromochloromethane	3.9	Not Detected	33	Not Detected
1,2-Dibromoethane (EDB)	3.9	Not Detected	30	Not Detected
Chlorobenzene	3.9	~~1.0 J~~ U	18	~~4.6 J~~ U
Ethyl Benzene	3.9	1.7 J	17	7.3 J
m,p-Xylene	3.9	1.9 J	17	8.4 J
o-Xylene	3.9	Not Detected	17	Not Detected
Styrene	3.9	Not Detected	16	Not Detected
Bromoform	3.9	Not Detected	40	Not Detected
Cumene	3.9	0.43 J	19	2.1 J
1,1,2,2-Tetrachloroethane	3.9	Not Detected	26	Not Detected
Propylbenzene	3.9	Not Detected	19	Not Detected
4-Ethyltoluene	3.9	Not Detected	19	Not Detected
1,3,5-Trimethylbenzene	3.9	Not Detected	19	Not Detected
1,2,4-Trimethylbenzene	3.9	Not Detected	19	Not Detected
1,3-Dichlorobenzene	3.9	Not Detected	23	Not Detected
1,4-Dichlorobenzene	3.9	Not Detected	23	Not Detected
alpha-Chlorotoluene	3.9	Not Detected	20	Not Detected
1,2-Dichlorobenzene	3.9	Not Detected	23	Not Detected
1,2,4-Trichlorobenzene	15	Not Detected	110	Not Detected
Hexachlorobutadiene	15	Not Detected	160	Not Detected
Butane	15	58	37	140
Isopentane	15	570	46	1700

J = Estimated value.

Container Type: 1 Liter Summa Canister

Surrogates	%Recovery	Method Limits
Toluene-d8	103	70-130
1,2-Dichloroethane-d4	128	70-130
4-Bromofluorobenzene	98	70-130

Air Toxics LTD.
Laboratory Services Since 1989

Client Sample ID: VMP-20-10-012312

Lab ID#: 1201418A-02A

EPA METHOD TO-15 GC/MS FULL SCAN

File Name:	o012622	**Date of Collection:**	**1/23/12 11:15:00 AM**
Dil. Factor:	**1.79**	**Date of Analysis:**	**1/27/12 02:16 PM**

Compound	Rpt. Limit (ppbv)	Amount (ppbv)	Rpt. Limit (ug/m3)	Amount (ug/m3)
Freon 12	0.90	0.67 J	4.4	3.3 J
Freon 114	0.90	Not Detected	6.2	Not Detected
Chloromethane	3.6	Not Detected	7.4	Not Detected
Vinyl Chloride	0.90	Not Detected	2.3	Not Detected
1,3-Butadiene	0.90	Not Detected	2.0	Not Detected
Bromomethane	0.90	Not Detected	3.5	Not Detected
Chloroethane	3.6	Not Detected	9.4	Not Detected
Freon 11	0.90	5.7	5.0	32
Ethanol	3.6	8.7	6.7	16
Freon 113	0.90	Not Detected	6.8	Not Detected
1,1-Dichloroethene	0.90	Not Detected	3.5	Not Detected
Acetone	3.6	4.2	8.5	9.9
2-Propanol	3.6	3.8	8.8	9.2
Carbon Disulfide	3.6	~~0.55 J~~ U	11	~~1.7 J~~ U
3-Chloropropene	3.6	Not Detected	11	Not Detected
Methylene Chloride	0.90	~~0.36 J~~ U	3.1	~~1.2 J~~ U
Methyl tert-butyl ether	0.90	Not Detected	3.2	Not Detected
trans-1,2-Dichloroethene	0.90	Not Detected	3.5	Not Detected
Hexane	0.90	1.7	3.2	6.0
1,1-Dichloroethane	0.90	Not Detected	3.6	Not Detected
2-Butanone (Methyl Ethyl Ketone)	3.6	1.0 J	10	2.9 J
cis-1,2-Dichloroethene	0.90	Not Detected	3.5	Not Detected
Tetrahydrofuran	0.90	Not Detected	2.6	Not Detected
Chloroform	0.90	Not Detected	4.4	Not Detected
1,1,1-Trichloroethane	0.90	Not Detected	4.9	Not Detected
Cyclohexane	0.90	1.3	3.1	4.6
Carbon Tetrachloride	0.90	Not Detected	5.6	Not Detected
2,2,4-Trimethylpentane	0.90	4.2	4.2	20
Benzene	0.90	14	2.8	45
1,2-Dichloroethane	0.90	Not Detected	3.6	Not Detected
Heptane	0.90	2.2	3.7	9.1
Trichloroethene	0.90	Not Detected	4.8	Not Detected
1,2-Dichloropropane	0.90	Not Detected	4.1	Not Detected
1,4-Dioxane	3.6	Not Detected	13	Not Detected
Bromodichloromethane	0.90	Not Detected	6.0	Not Detected
cis-1,3-Dichloropropene	0.90	Not Detected	4.1	Not Detected
4-Methyl-2-pentanone	0.90	3.6	3.7	15
Toluene	0.90	2.2	3.4	8.2
trans-1,3-Dichloropropene	0.90	~~0.10 J~~ U	4.1	~~0.47 J~~ U
1,1,2-Trichloroethane	0.90	Not Detected	4.9	Not Detected
Tetrachloroethene	0.90	0.14 J	6.1	0.98 J

Air Toxics LTD.
Laboratory Services Since 1989

Client Sample ID: VMP-20-10-012312

Lab ID#: 1201418A-02A

EPA METHOD TO-15 GC/MS FULL SCAN

File Name:	o012622	**Date of Collection:**	**1/23/12 11:15:00 AM**
Dil. Factor:	**1.79**	**Date of Analysis:**	**1/27/12 02:16 PM**

Compound	Rpt. Limit (ppbv)	Amount (ppbv)	Rpt. Limit (ug/m3)	Amount (ug/m3)
2-Hexanone	3.6	Not Detected	15	Not Detected
Dibromochloromethane	0.90	Not Detected	7.6	Not Detected
1,2-Dibromoethane (EDB)	0.90	Not Detected	6.9	Not Detected
Chlorobenzene	0.90	~~0.28 J~~ U	4.1	~~1.3 J~~ U
Ethyl Benzene	0.90	0.56 J	3.9	2.4 J
m,p-Xylene	0.90	0.73 J	3.9	3.2 J
o-Xylene	0.90	0.17 J	3.9	0.75 J
Styrene	0.90	Not Detected	3.8	Not Detected
Bromoform	0.90	Not Detected	9.2	Not Detected
Cumene	0.90	0.39 J	4.4	1.9 J
1,1,2,2-Tetrachloroethane	0.90	Not Detected	6.1	Not Detected
Propylbenzene	0.90	~~0.10 J~~ U	4.4	~~0.51 J~~ U
4-Ethyltoluene	0.90	0.21 J	4.4	1.0 J
1,3,5-Trimethylbenzene	0.90	Not Detected	4.4	Not Detected
1,2,4-Trimethylbenzene	0.90	Not Detected	4.4	Not Detected
1,3-Dichlorobenzene	0.90	~~0.084 J~~ U	5.4	~~0.51 J~~ U
1,4-Dichlorobenzene	0.90	Not Detected	5.4	Not Detected
alpha-Chlorotoluene	0.90	Not Detected	4.6	Not Detected
1,2-Dichlorobenzene	0.90	Not Detected	5.4	Not Detected
1,2,4-Trichlorobenzene	3.6	Not Detected	26	Not Detected
Hexachlorobutadiene	3.6	Not Detected	38	Not Detected
Butane	3.6	Not Detected	8.5	Not Detected
Isopentane	3.6	2.2 J	10	6.6 J

J = Estimated value.

Container Type: 1 Liter Summa Canister

Surrogates	%Recovery	Method Limits
Toluene-d8	103	70-130
1,2-Dichloroethane-d4	127	70-130
4-Bromofluorobenzene	99	70-130

Air Toxics LTD.
Laboratory Services Since 1989

Client Sample ID: VMP-20-25-012312

Lab ID#: 1201418A-03A

EPA METHOD TO-15 GC/MS FULL SCAN

File Name:	o012623	Date of Collection:	1/23/12 12:31:00 PM
Dil. Factor:	1.87	Date of Analysis:	1/27/12 02:35 PM

Compound	Rpt. Limit (ppbv)	Amount (ppbv)	Rpt. Limit (ug/m3)	Amount (ug/m3)
Freon 12	0.94	0.62 J	4.6	3.1 J
Freon 114	0.94	Not Detected	6.5	Not Detected
Chloromethane	3.7	Not Detected	7.7	Not Detected
Vinyl Chloride	0.94	Not Detected	2.4	Not Detected
1,3-Butadiene	0.94	Not Detected	2.1	Not Detected
Bromomethane	0.94	Not Detected	3.6	Not Detected
Chloroethane	3.7	Not Detected	9.9	Not Detected
Freon 11	0.94	13	5.2	74
Ethanol	3.7	11	7.0	22
Freon 113	0.94	Not Detected	7.2	Not Detected
1,1-Dichloroethene	0.94	Not Detected	3.7	Not Detected
Acetone	3.7	3.8	8.9	9.1
2-Propanol	3.7	4.3	9.2	11
Carbon Disulfide	3.7	~~0.43 J~~ U	12	~~1.3 J~~ U
3-Chloropropene	3.7	Not Detected	12	Not Detected
Methylene Chloride	0.94	~~0.73 J~~ U	3.2	~~2.5 J~~ U
Methyl tert-butyl ether	0.94	Not Detected	3.4	Not Detected
trans-1,2-Dichloroethene	0.94	Not Detected	3.7	Not Detected
Hexane	0.94	0.52 J	3.3	1.8 J
1,1-Dichloroethane	0.94	Not Detected	3.8	Not Detected
2-Butanone (Methyl Ethyl Ketone)	3.7	1.4 J	11	4.2 J
cis-1,2-Dichloroethene	0.94	Not Detected	3.7	Not Detected
Tetrahydrofuran	0.94	Not Detected	2.8	Not Detected
Chloroform	0.94	Not Detected	4.6	Not Detected
1,1,1-Trichloroethane	0.94	Not Detected	5.1	Not Detected
Cyclohexane	0.94	Not Detected	3.2	Not Detected
Carbon Tetrachloride	0.94	Not Detected	5.9	Not Detected
2,2,4-Trimethylpentane	0.94	0.62 J	4.4	2.9 J
Benzene	0.94	1.3	3.0	4.2
1,2-Dichloroethane	0.94	Not Detected	3.8	Not Detected
Heptane	0.94	0.29 J	3.8	1.2 J
Trichloroethene	0.94	Not Detected	5.0	Not Detected
1,2-Dichloropropane	0.94	Not Detected	4.3	Not Detected
1,4-Dioxane	3.7	Not Detected	13	Not Detected
Bromodichloromethane	0.94	Not Detected	6.3	Not Detected
cis-1,3-Dichloropropene	0.94	Not Detected	4.2	Not Detected
4-Methyl-2-pentanone	0.94	4.1	3.8	17
Toluene	0.94	1.7	3.5	6.4
trans-1,3-Dichloropropene	0.94	Not Detected	4.2	Not Detected
1,1,2-Trichloroethane	0.94	Not Detected	5.1	Not Detected
Tetrachloroethene	0.94	0.15 J	6.3	1.0 J

Air Toxics LTD.
Laboratory Services Since 1989

Client Sample ID: VMP-20-25-012312

Lab ID#: 1201418A-03A

EPA METHOD TO-15 GC/MS FULL SCAN

File Name:	**o012623**	**Date of Collection:**	**1/23/12 12:31:00 PM**
Dil. Factor:	**1.87**	**Date of Analysis:**	**1/27/12 02:35 PM**

Compound	Rpt. Limit (ppbv)	Amount (ppbv)	Rpt. Limit (ug/m3)	Amount (ug/m3)
2-Hexanone	3.7	Not Detected	15	Not Detected
Dibromochloromethane	0.94	Not Detected	8.0	Not Detected
1,2-Dibromoethane (EDB)	0.94	Not Detected	7.2	Not Detected
Chlorobenzene	0.94	~~0.29 J~~ U	4.3	~~1.3 J~~ U
Ethyl Benzene	0.94	0.14 J	4.0	0.60 J
m,p-Xylene	0.94	0.33 J	4.1	1.4 J
o-Xylene	0.94	Not Detected	4.1	Not Detected
Styrene	0.94	Not Detected	4.0	Not Detected
Bromoform	0.94	Not Detected	9.7	Not Detected
Cumene	0.94	0.42 J	4.6	2.1 J
1,1,2,2-Tetrachloroethane	0.94	Not Detected	6.4	Not Detected
Propylbenzene	0.94	~~0.057 J~~ U	4.6	~~0.28 J~~ U
4-Ethyltoluene	0.94	Not Detected	4.6	Not Detected
1,3,5-Trimethylbenzene	0.94	Not Detected	4.6	Not Detected
1,2,4-Trimethylbenzene	0.94	Not Detected	4.6	Not Detected
1,3-Dichlorobenzene	0.94	Not Detected	5.6	Not Detected
1,4-Dichlorobenzene	0.94	Not Detected	5.6	Not Detected
alpha-Chlorotoluene	0.94	Not Detected	4.8	Not Detected
1,2-Dichlorobenzene	0.94	Not Detected	5.6	Not Detected
1,2,4-Trichlorobenzene	3.7	Not Detected	28	Not Detected
Hexachlorobutadiene	3.7	Not Detected	40	Not Detected
Butane	3.7	Not Detected	8.9	Not Detected
Isopentane	3.7	Not Detected	11	Not Detected

J = Estimated value.

Container Type: 1 Liter Summa Canister

Surrogates	%Recovery	Method Limits
Toluene-d8	105	70-130
1,2-Dichloroethane-d4	124	70-130
4-Bromofluorobenzene	97	70-130

Air Toxics LTD.
Laboratory Services Since 1989

Client Sample ID: VMP-21-5-012312

Lab ID#: 1201418A-04A

EPA METHOD TO-15 GC/MS FULL SCAN

File Name:	o012614	Date of Collection:	1/23/12 2:45:00 PM
Dil. Factor:	1.94	Date of Analysis:	1/27/12 11:23 AM

Compound	Rpt. Limit (ppbv)	Amount (ppbv)	Rpt. Limit (ug/m3)	Amount (ug/m3)
Freon 12	0.97	0.70 J	4.8	3.5 J
Freon 114	0.97	Not Detected	6.8	Not Detected
Chloromethane	3.9	Not Detected	8.0	Not Detected
Vinyl Chloride	0.97	Not Detected	2.5	Not Detected
1,3-Butadiene	0.97	Not Detected	2.1	Not Detected
Bromomethane	0.97	Not Detected	3.8	Not Detected
Chloroethane	3.9	Not Detected	10	Not Detected
Freon 11	0.97	0.19 J	5.4	1.1 J
Ethanol	3.9	9.1	7.3	17
Freon 113	0.97	Not Detected	7.4	Not Detected
1,1-Dichloroethene	0.97	Not Detected	3.8	Not Detected
Acetone	3.9	3.4 J	9.2	8.0 J
2-Propanol	3.9	2.0 J	9.5	4.8 J
Carbon Disulfide	3.9	~~0.50 J~~ 4	12	~~1.5 J~~ 4
3-Chloropropene	3.9	Not Detected	12	Not Detected
Methylene Chloride	0.97	~~0.48 J~~ 4	3.4	~~1.7 J~~ 4
Methyl tert-butyl ether	0.97	Not Detected	3.5	Not Detected
trans-1,2-Dichloroethene	0.97	Not Detected	3.8	Not Detected
Hexane	0.97	0.28 J	3.4	1.0 J
1,1-Dichloroethane	0.97	0.84 J	3.9	3.4 J
2-Butanone (Methyl Ethyl Ketone)	3.9	1.1 J	11	3.4 J
cis-1,2-Dichloroethene	0.97	Not Detected	3.8	Not Detected
Tetrahydrofuran	0.97	Not Detected	2.9	Not Detected
Chloroform	0.97	Not Detected	4.7	Not Detected
1,1,1-Trichloroethane	0.97	0.59 J	5.3	3.2 J
Cyclohexane	0.97	Not Detected	3.3	Not Detected
Carbon Tetrachloride	0.97	Not Detected	6.1	Not Detected
2,2,4-Trimethylpentane	0.97	0.33 J	4.5	1.5 J
Benzene	0.97	0.21 J	3.1	0.67 J
1,2-Dichloroethane	0.97	Not Detected	3.9	Not Detected
Heptane	0.97	0.28 J	4.0	1.1 J
Trichloroethene	0.97	0.81 J	5.2	4.3 J
1,2-Dichloropropane	0.97	Not Detected	4.5	Not Detected
1,4-Dioxane	3.9	Not Detected	14	Not Detected
Bromodichloromethane	0.97	Not Detected	6.5	Not Detected
cis-1,3-Dichloropropene	0.97	Not Detected	4.4	Not Detected
4-Methyl-2-pentanone	0.97	3.2	4.0	13
Toluene	0.97	1.4	3.6	5.2
trans-1,3-Dichloropropene	0.97	~~0.14 J~~ 4	4.4	~~0.63 J~~ 4
1,1,2-Trichloroethane	0.97	Not Detected	5.3	Not Detected
Tetrachloroethene	0.97	0.15 J	6.6	1.0 J

Air Toxics LTD.
Laboratory Services Since 1989

Client Sample ID: VMP-21-5-012312

Lab ID#: 1201418A-04A

EPA METHOD TO-15 GC/MS FULL SCAN

File Name:	**o012614**	**Date of Collection:**	**1/23/12 2:45:00 PM**
Dil. Factor:	**1.94**	**Date of Analysis:**	**1/27/12 11:23 AM**

Compound	Rpt. Limit (ppbv)	Amount (ppbv)	Rpt. Limit (ug/m3)	Amount (ug/m3)
2-Hexanone	3.9	Not Detected	16	Not Detected
Dibromochloromethane	0.97	Not Detected	8.3	Not Detected
1,2-Dibromoethane (EDB)	0.97	Not Detected	7.4	Not Detected
Chlorobenzene	0.97	~~0.36 J~~ U	4.5	~~1.7 J~~ U
Ethyl Benzene	0.97	0.13 J	4.2	0.56 J
m,p-Xylene	0.97	0.39 J	4.2	1.7 J
o-Xylene	0.97	0.14 J	4.2	0.63 J
Styrene	0.97	0.12 J	4.1	0.53 J
Bromoform	0.97	Not Detected	10	Not Detected
Cumene	0.97	0.52 J	4.8	2.6 J
1,1,2,2-Tetrachloroethane	0.97	Not Detected	6.6	Not Detected
Propylbenzene	0.97	~~0.075 J~~ U	4.8	~~0.37 J~~ U
4-Ethyltoluene	0.97	0.15 J	4.8	0.74 J
1,3,5-Trimethylbenzene	0.97	Not Detected	4.8	Not Detected
1,2,4-Trimethylbenzene	0.97	Not Detected	4.8	Not Detected
1,3-Dichlorobenzene	0.97	~~0.099 J~~ U	5.8	~~0.60 J~~ U
1,4-Dichlorobenzene	0.97	Not Detected	5.8	Not Detected
alpha-Chlorotoluene	0.97	Not Detected	5.0	Not Detected
1,2-Dichlorobenzene	0.97	Not Detected	5.8	Not Detected
1,2,4-Trichlorobenzene	3.9	~~0.24 J~~ U	29	~~1.8 J~~ U
Hexachlorobutadiene	3.9	Not Detected	41	Not Detected
Butane	3.9	Not Detected	9.2	Not Detected
Isopentane	3.9	Not Detected	11	Not Detected

J = Estimated value.

Container Type: 1 Liter Summa Canister

Surrogates	%Recovery	Method Limits
Toluene-d8	105	70-130
1,2-Dichloroethane-d4	124	70-130
4-Bromofluorobenzene	98	70-130

Air Toxics LTD.
Laboratory Services Since 1989

Client Sample ID: VMP-21-5-0123I2-DUP

Lab ID#: 1201418A-05A

EPA METHOD TO-15 GC/MS FULL SCAN

File Name:	o012615	Date of Collection:	1/23/12 2:55:00 PM
Dil. Factor:	1.79	Date of Analysis:	1/27/12 11:42 AM

Compound	Rpt. Limit (ppbv)	Amount (ppbv)	Rpt. Limit (ug/m3)	Amount (ug/m3)
Freon 12	0.90	0.62 J	4.4	3.1 J
Freon 114	0.90	Not Detected	6.2	Not Detected
Chloromethane	3.6	Not Detected	7.4	Not Detected
Vinyl Chloride	0.90	Not Detected	2.3	Not Detected
1,3-Butadiene	0.90	Not Detected	2.0	Not Detected
Bromomethane	0.90	Not Detected	3.5	Not Detected
Chloroethane	3.6	Not Detected	9.4	Not Detected
Freon 11	0.90	0.20 J	5.0	1.1 J
Ethanol	3.6	4.7	6.7	8.8
Freon 113	0.90	Not Detected	6.8	Not Detected
1,1-Dichloroethene	0.90	Not Detected	3.5	Not Detected
Acetone	3.6	3.9	8.5	9.2
2-Propanol	3.6	2.3 J	8.8	5.6 J
Carbon Disulfide	3.6	~~0.46 J~~ U	11	~~1.4 J~~ U
3-Chloropropene	3.6	Not Detected	11	Not Detected
Methylene Chloride	0.90	~~0.27 J~~ U	3.1	~~0.95 J~~ U
Methyl tert-butyl ether	0.90	Not Detected	3.2	Not Detected
trans-1,2-Dichloroethene	0.90	Not Detected	3.5	Not Detected
Hexane	0.90	0.28 J	3.2	1.0 J
1,1-Dichloroethane	0.90	0.20 J	3.6	0.82 J
2-Butanone (Methyl Ethyl Ketone)	3.6	1.2 J	10	3.4 J
cis-1,2-Dichloroethene	0.90	Not Detected	3.5	Not Detected
Tetrahydrofuran	0.90	Not Detected	2.6	Not Detected
Chloroform	0.90	Not Detected	4.4	Not Detected
1,1,1-Trichloroethane	0.90	0.23 J	4.9	1.2 J
Cyclohexane	0.90	Not Detected	3.1	Not Detected
Carbon Tetrachloride	0.90	Not Detected	5.6	Not Detected
2,2,4-Trimethylpentane	0.90	0.38 J	4.2	1.8 J
Benzene	0.90	0.29 J	2.8	0.91 J
1,2-Dichloroethane	0.90	Not Detected	3.6	Not Detected
Heptane	0.90	0.16 J	3.7	0.68 J
Trichloroethene	0.90	0.42 J	4.8	2.2 J
1,2-Dichloropropane	0.90	Not Detected	4.1	Not Detected
1,4-Dioxane	3.6	Not Detected	13	Not Detected
Bromodichloromethane	0.90	Not Detected	6.0	Not Detected
cis-1,3-Dichloropropene	0.90	Not Detected	4.1	Not Detected
4-Methyl-2-pentanone	0.90	3.2	3.7	13
Toluene	0.90	1.5	3.4	5.7
trans-1,3-Dichloropropene	0.90	Not Detected	4.1	Not Detected
1,1,2-Trichloroethane	0.90	Not Detected	4.9	Not Detected
Tetrachloroethene	0.90	0.11 J	6.1	0.76 J

Air Toxics LTD.
Laboratory Services Since 1989

Client Sample ID: VMP-21-5-012312-DUP

Lab ID#: 1201418A-05A

EPA METHOD TO-15 GC/MS FULL SCAN

File Name:	**o012615**	**Date of Collection:**	**1/23/12 2:55:00 PM**
Dil. Factor:	**1.79**	**Date of Analysis:**	**1/27/12 11:42 AM**

Compound	Rpt. Limit (ppbv)	Amount (ppbv)	Rpt. Limit (ug/m3)	Amount (ug/m3)
2-Hexanone	3.6	Not Detected	15	Not Detected
Dibromochloromethane	0.90	Not Detected	7.6	Not Detected
1,2-Dibromoethane (EDB)	0.90	Not Detected	6.9	Not Detected
Chlorobenzene	0.90	~~0.29 J~~ U	4.1	~~1.3 J~~ U
Ethyl Benzene	0.90	0.15 J	3.9	0.66 J
m,p-Xylene	0.90	0.44 J	3.9	1.9 J
o-Xylene	0.90	0.14 J	3.9	0.60 J
Styrene	0.90	Not Detected	3.8	Not Detected
Bromoform	0.90	Not Detected	9.2	Not Detected
Cumene	0.90	0.49 J	4.4	2.4 J
1,1,2,2-Tetrachloroethane	0.90	Not Detected	6.1	Not Detected
Propylbenzene	0.90	~~0.060 J~~ U	4.4	~~0.32 J~~ U
4-Ethyltoluene	0.90	0.18 J	4.4	0.86 J
1,3,5-Trimethylbenzene	0.90	Not Detected	4.4	Not Detected
1,2,4-Trimethylbenzene	0.90	Not Detected	4.4	Not Detected
1,3-Dichlorobenzene	0.90	~~0.083 J~~ U	5.4	~~0.50 J~~ U
1,4-Dichlorobenzene	0.90	Not Detected	5.4	Not Detected
alpha-Chlorotoluene	0.90	Not Detected	4.6	Not Detected
1,2-Dichlorobenzene	0.90	Not Detected	5.4	Not Detected
1,2,4-Trichlorobenzene	3.6	Not Detected	26	Not Detected
Hexachlorobutadiene	3.6	Not Detected	38	Not Detected
Butane	3.6	Not Detected	8.5	Not Detected
Isopentane	3.6	Not Detected	10	Not Detected

J = Estimated value.

Container Type: 1 Liter Summa Canister

Surrogates	%Recovery	Method Limits
Toluene-d8	102	70-130
1,2-Dichloroethane-d4	122	70-130
4-Bromofluorobenzene	97	70-130

Air Toxics LTD.
Laboratory Services Since 1989

Client Sample ID: VMP-21-10-012312

Lab ID#: 1201418A-06A

EPA METHOD TO-15 GC/MS FULL SCAN

File Name:	o012616	Date of Collection:	1/23/12 3:40:00 PM
Dil. Factor:	1.94	Date of Analysis:	1/27/12 12:03 PM

Compound	Rpt. Limit (ppbv)	Amount (ppbv)	Rpt. Limit (ug/m3)	Amount (ug/m3)
Freon 12	0.97	0.53 J	4.8	2.6 J
Freon 114	0.97	Not Detected	6.8	Not Detected
Chloromethane	3.9	Not Detected	8.0	Not Detected
Vinyl Chloride	0.97	Not Detected	2.5	Not Detected
1,3-Butadiene	0.97	Not Detected	2.1	Not Detected
Bromomethane	0.97	Not Detected	3.8	Not Detected
Chloroethane	3.9	Not Detected	10	Not Detected
Freon 11	0.97	0.25 J	5.4	1.4 J
Ethanol	3.9	7.8	7.3	15
Freon 113	0.97	Not Detected	7.4	Not Detected
1,1-Dichloroethene	0.97	Not Detected	3.8	Not Detected
Acetone	3.9	9.1	9.2	22
2-Propanol	3.9	3.6 J	9.5	9.0 J
Carbon Disulfide	3.9	~~0.47 J~~ U	12	~~1.5 J~~ U
3-Chloropropene	3.9	Not Detected	12	Not Detected
Methylene Chloride	0.97	1.4	3.4	4.7
Methyl tert-butyl ether	0.97	Not Detected	3.5	Not Detected
trans-1,2-Dichloroethene	0.97	Not Detected	3.8	Not Detected
Hexane	0.97	0.42 J	3.4	1.5 J
1,1-Dichloroethane	0.97	Not Detected	3.9	Not Detected
2-Butanone (Methyl Ethyl Ketone)	3.9	1.4 J	11	4.1 J
cis-1,2-Dichloroethene	0.97	Not Detected	3.8	Not Detected
Tetrahydrofuran	0.97	Not Detected	2.9	Not Detected
Chloroform	0.97	Not Detected	4.7	Not Detected
1,1,1-Trichloroethane	0.97	Not Detected	5.3	Not Detected
Cyclohexane	0.97	0.27 J	3.3	0.92 J
Carbon Tetrachloride	0.97	Not Detected	6.1	Not Detected
2,2,4-Trimethylpentane	0.97	0.97	4.5	4.5
Benzene	0.97	5.4	3.1	17
1,2-Dichloroethane	0.97	Not Detected	3.9	Not Detected
Heptane	0.97	0.42 J	4.0	1.7 J
Trichloroethene	0.97	0.31 J	5.2	1.7 J
1,2-Dichloropropane	0.97	Not Detected	4.5	Not Detected
1,4-Dioxane	3.9	Not Detected	14	Not Detected
Bromodichloromethane	0.97	Not Detected	6.5	Not Detected
cis-1,3-Dichloropropene	0.97	Not Detected	4.4	Not Detected
4-Methyl-2-pentanone	0.97	3.8	4.0	16
Toluene	0.97	1.6	3.6	6.2
trans-1,3-Dichloropropene	0.97	~~0.11 J~~ U	4.4	~~0.50 J~~ U
1,1,2-Trichloroethane	0.97	Not Detected	5.3	Not Detected
Tetrachloroethene	0.97	0.51 J	6.6	3.5 J

Air Toxics LTD.
Laboratory Services Since 1989

Client Sample ID: VMP-21-10-012312

Lab ID#: 1201418A-06A

EPA METHOD TO-15 GC/MS FULL SCAN

File Name:	**o012616**	**Date of Collection:**	**1/23/12 3:40:00 PM**
Dil. Factor:	**1.94**	**Date of Analysis:**	**1/27/12 12:03 PM**

Compound	Rpt. Limit (ppbv)	Amount (ppbv)	Rpt. Limit (ug/m3)	Amount (ug/m3)
2-Hexanone	3.9	Not Detected	16	Not Detected
Dibromochloromethane	0.97	Not Detected	8.3	Not Detected
1,2-Dibromoethane (EDB)	0.97	Not Detected	7.4	Not Detected
Chlorobenzene	0.97	~~0.32 J~~ U	4.5	~~1.5 J~~ U
Ethyl Benzene	0.97	0.19 J	4.2	0.84 J
m,p-Xylene	0.97	0.32 J	4.2	1.4 J
o-Xylene	0.97	Not Detected	4.2	Not Detected
Styrene	0.97	0.12 J	4.1	0.52 J
Bromoform	0.97	Not Detected	10	Not Detected
Cumene	0.97	0.42 J	4.8	2.1 J
1,1,2,2-Tetrachloroethane	0.97	Not Detected	6.6	Not Detected
Propylbenzene	0.97	~~0.077 J~~ U	4.8	~~0.38 J~~ U
4-Ethyltoluene	0.97	0.13 J	4.8	0.64 J
1,3,5-Trimethylbenzene	0.97	Not Detected	4.8	Not Detected
1,2,4-Trimethylbenzene	0.97	Not Detected	4.8	Not Detected
1,3-Dichlorobenzene	0.97	Not Detected	5.8	Not Detected
1,4-Dichlorobenzene	0.97	Not Detected	5.8	Not Detected
alpha-Chlorotoluene	0.97	Not Detected	5.0	Not Detected
1,2-Dichlorobenzene	0.97	Not Detected	5.8	Not Detected
1,2,4-Trichlorobenzene	3.9	Not Detected	29	Not Detected
Hexachlorobutadiene	3.9	Not Detected	41	Not Detected
Butane	3.9	Not Detected	9.2	Not Detected
Isopentane	3.9	Not Detected	11	Not Detected

J = Estimated value.

Container Type: 1 Liter Summa Canister

Surrogates	%Recovery	Method Limits
Toluene-d8	101	70-130
1,2-Dichloroethane-d4	123	70-130
4-Bromofluorobenzene	97	70-130

Air Toxics LTD.
Laboratory Services Since 1989

Client Sample ID: VMP-8-5-012312

Lab ID#: 1201418A-07A

EPA METHOD TO-15 GC/MS FULL SCAN

File Name:	o012619	Date of Collection:	1/23/12 10:51:00 AM
Dil. Factor:	2.12	Date of Analysis:	1/27/12 01:11 PM

Compound	Rpt. Limit (ppbv)	Amount (ppbv)	Rpt. Limit (ug/m3)	Amount (ug/m3)
Freon 12	1.1	0.78 J	5.2	3.9 J
Freon 114	1.1	Not Detected	7.4	Not Detected
Chloromethane	4.2	Not Detected	8.8	Not Detected
Vinyl Chloride	1.1	Not Detected	2.7	Not Detected
1,3-Butadiene	1.1	Not Detected	2.3	Not Detected
Bromomethane	1.1	Not Detected	4.1	Not Detected
Chloroethane	4.2	Not Detected	11	Not Detected
Freon 11	1.1	0.25 J	6.0	1.4 J
Ethanol	4.2	12	8.0	23
Freon 113	1.1	Not Detected	8.1	Not Detected
1,1-Dichloroethene	1.1	Not Detected	4.2	Not Detected
Acetone	4.2	3.5 J	10	8.2 J
2-Propanol	4.2	5.8	10	14
Carbon Disulfide	4.2	~~0.74 J~~ U	13	~~2.3 J~~ U
3-Chloropropene	4.2	Not Detected	13	Not Detected
Methylene Chloride	1.1	~~0.34 J~~ U	3.7	~~1.2 J~~ U
Methyl tert-butyl ether	1.1	Not Detected	3.8	Not Detected
trans-1,2-Dichloroethene	1.1	Not Detected	4.2	Not Detected
Hexane	1.1	0.69 J	3.7	2.4 J
1,1-Dichloroethane	1.1	Not Detected	4.3	Not Detected
2-Butanone (Methyl Ethyl Ketone)	4.2	2.5 J	12	7.3 J
cis-1,2-Dichloroethene	1.1	Not Detected	4.2	Not Detected
Tetrahydrofuran	1.1	0.55 J	3.1	1.6 J
Chloroform	1.1	Not Detected	5.2	Not Detected
1,1,1-Trichloroethane	1.1	Not Detected	5.8	Not Detected
Cyclohexane	1.1	Not Detected	3.6	Not Detected
Carbon Tetrachloride	1.1	Not Detected	6.7	Not Detected
2,2,4-Trimethylpentane	1.1	1.3	5.0	6.0
Benzene	1.1	7.2	3.4	23
1,2-Dichloroethane	1.1	Not Detected	4.3	Not Detected
Heptane	1.1	0.39 J	4.3	1.6 J
Trichloroethene	1.1	Not Detected	5.7	Not Detected
1,2-Dichloropropane	1.1	Not Detected	4.9	Not Detected
1,4-Dioxane	4.2	Not Detected	15	Not Detected
Bromodichloromethane	1.1	Not Detected	7.1	Not Detected
cis-1,3-Dichloropropene	1.1	Not Detected	4.8	Not Detected
4-Methyl-2-pentanone	1.1	14	4.3	58
Toluene	1.1	1.2	4.0	4.7
trans-1,3-Dichloropropene	1.1	~~0.12 J~~ U	4.8	~~0.56 J~~ U
1,1,2-Trichloroethane	1.1	Not Detected	5.8	Not Detected
Tetrachloroethene	1.1	0.43 J	7.2	2.9 J

Air Toxics LTD.
Laboratory Services Since 1989

Client Sample ID: VMP-8-5-012312

Lab ID#: 1201418A-07A

EPA METHOD TO-15 GC/MS FULL SCAN

File Name:	o012619	**Date of Collection:**	**1/23/12 10:51:00 AM**
Dil. Factor:	2.12	**Date of Analysis:**	**1/27/12 01:11 PM**

Compound	Rpt. Limit (ppbv)	Amount (ppbv)	Rpt. Limit (ug/m3)	Amount (ug/m3)
2-Hexanone	4.2	Not Detected	17	Not Detected
Dibromochloromethane	1.1	Not Detected	9.0	Not Detected
1,2-Dibromoethane (EDB)	1.1	Not Detected	8.1	Not Detected
Chlorobenzene	1.1	~~0.31 J~~ U	4.9	~~1.4 J~~ U
Ethyl Benzene	1.1	0.12 J	4.6	0.52 J
m,p-Xylene	1.1	0.30 J	4.6	1.3 J
o-Xylene	1.1	Not Detected	4.6	Not Detected
Styrene	1.1	Not Detected	4.5	Not Detected
Bromoform	1.1	Not Detected	11	Not Detected
Cumene	1.1	0.61 J	5.2	3.0 J
1,1,2,2-Tetrachloroethane	1.1	Not Detected	7.3	Not Detected
Propylbenzene	1.1	~~0.064 J~~ U	5.2	~~0.31 J~~ U
4-Ethyltoluene	1.1	0.14 J	5.2	0.67 J
1,3,5-Trimethylbenzene	1.1	Not Detected	5.2	Not Detected
1,2,4-Trimethylbenzene	1.1	Not Detected	5.2	Not Detected
1,3-Dichlorobenzene	1.1	~~0.10 J~~ U	6.4	~~0.62 J~~ U
1,4-Dichlorobenzene	1.1	Not Detected	6.4	Not Detected
alpha-Chlorotoluene	1.1	Not Detected	5.5	Not Detected
1,2-Dichlorobenzene	1.1	Not Detected	6.4	Not Detected
1,2,4-Trichlorobenzene	4.2	~~0.26 J~~ U	31	~~2.0 J~~ U
Hexachlorobutadiene	4.2	Not Detected	45	Not Detected
Butane	4.2	3.0 J	10	7.2 J
Isopentane	4.2	3.1 J	12	9.2 J

J = Estimated value.

Container Type: 1 Liter Summa Canister

Surrogates	%Recovery	Method Limits
Toluene-d8	106	70-130
1,2-Dichloroethane-d4	123	70-130
4-Bromofluorobenzene	99	70-130

Air Toxics LTD.
Laboratory Services Since 1989

Client Sample ID: VMP-8-9.5-012312

Lab ID#: 1201418A-08A

EPA METHOD TO-15 GC/MS FULL SCAN

File Name:	o012617	Date of Collection:	1/23/12 12:01:00 PM
Dil. Factor:	2.03	Date of Analysis:	1/27/12 12:22 PM

Compound	Rpt. Limit (ppbv)	Amount (ppbv)	Rpt. Limit (ug/m3)	Amount (ug/m3)
Freon 12	1.0	0.82 J	5.0	4.0 J
Freon 114	1.0	Not Detected	7.1	Not Detected
Chloromethane	4.1	Not Detected	8.4	Not Detected
Vinyl Chloride	1.0	Not Detected	2.6	Not Detected
1,3-Butadiene	1.0	Not Detected	2.2	Not Detected
Bromomethane	1.0	Not Detected	3.9	Not Detected
Chloroethane	4.1	Not Detected	11	Not Detected
Freon 11	1.0	0.22 J	5.7	1.2 J
Ethanol	4.1	6.3	7.6	12
Freon 113	1.0	Not Detected	7.8	Not Detected
1,1-Dichloroethene	1.0	Not Detected	4.0	Not Detected
Acetone	4.1	11	9.6	26
2-Propanol	4.1	2.0 J	10	4.9 J
Carbon Disulfide	4.1	~~0.50 J~~ U	13	~~1.5 J~~ U
3-Chloropropene	4.1	Not Detected	13	Not Detected
Methylene Chloride	1.0	~~0.30 J~~ U	3.5	~~1.1 J~~ U
Methyl tert-butyl ether	1.0	Not Detected	3.6	Not Detected
trans-1,2-Dichloroethene	1.0	Not Detected	4.0	Not Detected
Hexane	1.0	1.8	3.6	6.4
1,1-Dichloroethane	1.0	Not Detected	4.1	Not Detected
2-Butanone (Methyl Ethyl Ketone)	4.1	0.77 J	12	2.3 J
cis-1,2-Dichloroethene	1.0	Not Detected	4.0	Not Detected
Tetrahydrofuran	1.0	0.46 J	3.0	1.4 J
Chloroform	1.0	Not Detected	5.0	Not Detected
1,1,1-Trichloroethane	1.0	Not Detected	5.5	Not Detected
Cyclohexane	1.0	0.76 J	3.5	2.6 J
Carbon Tetrachloride	1.0	Not Detected	6.4	Not Detected
2,2,4-Trimethylpentane	1.0	1.5	4.7	6.9
Benzene	1.0	0.80 J	3.2	2.6 J
1,2-Dichloroethane	1.0	Not Detected	4.1	Not Detected
Heptane	1.0	1.2	4.2	5.0
Trichloroethene	1.0	5.0	5.4	27
1,2-Dichloropropane	1.0	Not Detected	4.7	Not Detected
1,4-Dioxane	4.1	Not Detected	15	Not Detected
Bromodichloromethane	1.0	Not Detected	6.8	Not Detected
cis-1,3-Dichloropropene	1.0	Not Detected	4.6	Not Detected
4-Methyl-2-pentanone	1.0	1.5	4.2	6.1
Toluene	1.0	1.2	3.8	4.6
trans-1,3-Dichloropropene	1.0	Not Detected	4.6	Not Detected
1,1,2-Trichloroethane	1.0	Not Detected	5.5	Not Detected
Tetrachloroethene	1.0	0.55 J	6.9	3.7 J

Air Toxics LTD.
Laboratory Services Since 1989

Client Sample ID: VMP-8-9.5-0123I2

Lab ID#: 1201418A-08A

EPA METHOD TO-15 GC/MS FULL SCAN

File Name:	**o012617**	**Date of Collection:**	**1/23/12 12:01:00 PM**
Dil. Factor:	**2.03**	**Date of Analysis:**	**1/27/12 12:22 PM**

Compound	Rpt. Limit (ppbv)	Amount (ppbv)	Rpt. Limit (ug/m3)	Amount (ug/m3)
2-Hexanone	4.1	Not Detected	17	Not Detected
Dibromochloromethane	1.0	Not Detected	8.6	Not Detected
1,2-Dibromoethane (EDB)	1.0	Not Detected	7.8	Not Detected
Chlorobenzene	1.0	~~0.28 J~~ U	4.7	~~1.3 J~~ U
Ethyl Benzene	1.0	0.33 J	4.4	1.4 J
m,p-Xylene	1.0	0.75 J	4.4	3.2 J
o-Xylene	1.0	0.24 J	4.4	1.0 J
Styrene	1.0	Not Detected	4.3	Not Detected
Bromoform	1.0	Not Detected	10	Not Detected
Cumene	1.0	0.53 J	5.0	2.6 J
1,1,2,2-Tetrachloroethane	1.0	Not Detected	7.0	Not Detected
Propylbenzene	1.0	~~0.064 J~~ U	5.0	~~0.31 J~~ U
4-Ethyltoluene	1.0	0.16 J	5.0	0.79 J
1,3,5-Trimethylbenzene	1.0	Not Detected	5.0	Not Detected
1,2,4-Trimethylbenzene	1.0	Not Detected	5.0	Not Detected
1,3-Dichlorobenzene	1.0	Not Detected	6.1	Not Detected
1,4-Dichlorobenzene	1.0	Not Detected	6.1	Not Detected
alpha-Chlorotoluene	1.0	Not Detected	5.2	Not Detected
1,2-Dichlorobenzene	1.0	Not Detected	6.1	Not Detected
1,2,4-Trichlorobenzene	4.1	Not Detected	30	Not Detected
Hexachlorobutadiene	4.1	Not Detected	43	Not Detected
Butane	4.1	Not Detected	9.6	Not Detected
Isopentane	4.1	6.3	12	19

J = Estimated value.

Container Type: 1 Liter Summa Canister

Surrogates	%Recovery	Method Limits
Toluene-d8	103	70-130
1,2-Dichloroethane-d4	124	70-130
4-Bromofluorobenzene	96	70-130

Air Toxics LTD.
Laboratory Services Since 1989

Client Sample ID: VMP-8-23.5-012312

Lab ID#: 1201418A-09A

EPA METHOD TO-15 GC/MS FULL SCAN

File Name:	o012620	Date of Collection:	1/23/12 2:05:00 PM
Dil. Factor:	2.12	Date of Analysis:	1/27/12 01:37 PM

Compound	Rpt. Limit (ppbv)	Amount (ppbv)	Rpt. Limit (ug/m3)	Amount (ug/m3)
Freon 12	1.1	0.67 J	5.2	3.3 J
Freon 114	1.1	Not Detected	7.4	Not Detected
Chloromethane	4.2	Not Detected	8.8	Not Detected
Vinyl Chloride	1.1	Not Detected	2.7	Not Detected
1,3-Butadiene	1.1	Not Detected	2.3	Not Detected
Bromomethane	1.1	Not Detected	4.1	Not Detected
Chloroethane	4.2	Not Detected	11	Not Detected
Freon 11	1.1	0.25 J	6.0	1.4 J
Ethanol	4.2	8.6	8.0	16
Freon 113	1.1	Not Detected	8.1	Not Detected
1,1-Dichloroethene	1.1	Not Detected	4.2	Not Detected
Acetone	4.2	2.9 J	10	6.8 J
2-Propanol	4.2	3.8 J	10	9.4 J
Carbon Disulfide	4.2	~~0.57 J~~ U	13	~~1.8 J~~ U
3-Chloropropene	4.2	Not Detected	13	Not Detected
Methylene Chloride	1.1	~~0.27 J~~ U	3.7	~~0.95 J~~ U
Methyl tert-butyl ether	1.1	Not Detected	3.8	Not Detected
trans-1,2-Dichloroethene	1.1	Not Detected	4.2	Not Detected
Hexane	1.1	0.65 J	3.7	2.3 J
1,1-Dichloroethane	1.1	Not Detected	4.3	Not Detected
2-Butanone (Methyl Ethyl Ketone)	4.2	1.3 J	12	3.9 J
cis-1,2-Dichloroethene	1.1	Not Detected	4.2	Not Detected
Tetrahydrofuran	1.1	Not Detected	3.1	Not Detected
Chloroform	1.1	0.22 J	5.2	1.0 J
1,1,1-Trichloroethane	1.1	Not Detected	5.8	Not Detected
Cyclohexane	1.1	0.48 J	3.6	1.7 J
Carbon Tetrachloride	1.1	Not Detected	6.7	Not Detected
2,2,4-Trimethylpentane	1.1	0.80 J	5.0	3.7 J
Benzene	1.1	2.1	3.4	6.8
1,2-Dichloroethane	1.1	Not Detected	4.3	Not Detected
Heptane	1.1	0.56 J	4.3	2.3 J
Trichloroethene	1.1	Not Detected	5.7	Not Detected
1,2-Dichloropropane	1.1	Not Detected	4.9	Not Detected
1,4-Dioxane	4.2	Not Detected	15	Not Detected
Bromodichloromethane	1.1	Not Detected	7.1	Not Detected
cis-1,3-Dichloropropene	1.1	Not Detected	4.8	Not Detected
4-Methyl-2-pentanone	1.1	5.9	4.3	24
Toluene	1.1	1.2	4.0	4.6
trans-1,3-Dichloropropene	1.1	Not Detected	4.8	Not Detected
1,1,2-Trichloroethane	1.1	Not Detected	5.8	Not Detected
Tetrachloroethene	1.1	0.49 J	7.2	3.3 J

Air Toxics LTD.
Laboratory Services Since 1989

Client Sample ID: VMP-8-23.5-012312

Lab ID#: 1201418A-09A

EPA METHOD TO-15 GC/MS FULL SCAN

File Name:	**o012620**	**Date of Collection:**	**1/23/12 2:05:00 PM**
Dil. Factor:	**2.12**	**Date of Analysis:**	**1/27/12 01:37 PM**

Compound	Rpt. Limit (ppbv)	Amount (ppbv)	Rpt. Limit (ug/m3)	Amount (ug/m3)
2-Hexanone	4.2	0.18 J	17	0.75 J
Dibromochloromethane	1.1	Not Detected	9.0	Not Detected
1,2-Dibromoethane (EDB)	1.1	Not Detected	8.1	Not Detected
Chlorobenzene	1.1	~~0.33 J~~ U	4.9	~~1.5 J~~ U
Ethyl Benzene	1.1	0.18 J	4.6	0.79 J
m,p-Xylene	1.1	0.76 J	4.6	3.3 J
o-Xylene	1.1	0.21 J	4.6	0.92 J
Styrene	1.1	Not Detected	4.5	Not Detected
Bromoform	1.1	Not Detected	11	Not Detected
Cumene	1.1	0.41 J	5.2	2.0 J
1,1,2,2-Tetrachloroethane	1.1	Not Detected	7.3	Not Detected
Propylbenzene	1.1	~~0.067 J~~ U	5.2	~~0.33 J~~ U
4-Ethyltoluene	1.1	0.20 J	5.2	0.98 J
1,3,5-Trimethylbenzene	1.1	Not Detected	5.2	Not Detected
1,2,4-Trimethylbenzene	1.1	Not Detected	5.2	Not Detected
1,3-Dichlorobenzene	1.1	~~0.11 J~~ U	6.4	~~0.65 J~~ U
1,4-Dichlorobenzene	1.1	Not Detected	6.4	Not Detected
alpha-Chlorotoluene	1.1	Not Detected	5.5	Not Detected
1,2-Dichlorobenzene	1.1	Not Detected	6.4	Not Detected
1,2,4-Trichlorobenzene	4.2	Not Detected	31	Not Detected
Hexachlorobutadiene	4.2	Not Detected	45	Not Detected
Butane	4.2	Not Detected	10	Not Detected
Isopentane	4.2	5.7	12	17

J = Estimated value.

Container Type: 1 Liter Summa Canister

Surrogates	%Recovery	Method Limits
Toluene-d8	102	70-130
1,2-Dichloroethane-d4	122	70-130
4-Bromofluorobenzene	97	70-130

Air Toxics LTD.
Laboratory Services Since 1989

Client Sample ID: VMP-18-8.5-012312

Lab ID#: 1201418A-10A

EPA METHOD TO-15 GC/MS FULL SCAN

File Name:	o012621	Date of Collection:	1/23/12 3:37:00 PM
Dil. Factor:	1.94	Date of Analysis:	1/27/12 01:57 PM

Compound	Rpt. Limit (ppbv)	Amount (ppbv)	Rpt. Limit (ug/m3)	Amount (ug/m3)
Freon 12	0.97	0.57 J	4.8	2.8 J
Freon 114	0.97	Not Detected	6.8	Not Detected
Chloromethane	3.9	Not Detected	8.0	Not Detected
Vinyl Chloride	0.97	Not Detected	2.5	Not Detected
1,3-Butadiene	0.97	Not Detected	2.1	Not Detected
Bromomethane	0.97	Not Detected	3.8	Not Detected
Chloroethane	3.9	Not Detected	10	Not Detected
Freon 11	0.97	0.17 J	5.4	0.98 J
Ethanol	3.9	6.3	7.3	12
Freon 113	0.97	Not Detected	7.4	Not Detected
1,1-Dichloroethene	0.97	Not Detected	3.8	Not Detected
Acetone	3.9	3.4 J	9.2	8.1 J
2-Propanol	3.9	14	9.5	35
Carbon Disulfide	3.9	~~0.56 J~~ U	12	~~1.7 J~~ U
3-Chloropropene	3.9	Not Detected	12	Not Detected
Methylene Chloride	0.97	~~0.20 J~~ U	3.4	~~0.69 J~~ U
Methyl tert-butyl ether	0.97	Not Detected	3.5	Not Detected
trans-1,2-Dichloroethene	0.97	Not Detected	3.8	Not Detected
Hexane	0.97	0.33 J	3.4	1.2 J
1,1-Dichloroethane	0.97	Not Detected	3.9	Not Detected
2-Butanone (Methyl Ethyl Ketone)	3.9	2.4 J	11	7.0 J
cis-1,2-Dichloroethene	0.97	Not Detected	3.8	Not Detected
Tetrahydrofuran	0.97	Not Detected	2.9	Not Detected
Chloroform	0.97	Not Detected	4.7	Not Detected
1,1,1-Trichloroethane	0.97	Not Detected	5.3	Not Detected
Cyclohexane	0.97	Not Detected	3.3	Not Detected
Carbon Tetrachloride	0.97	Not Detected	6.1	Not Detected
2,2,4-Trimethylpentane	0.97	0.34 J	4.5	1.6 J
Benzene	0.97	0.38 J	3.1	1.2 J
1,2-Dichloroethane	0.97	Not Detected	3.9	Not Detected
Heptane	0.97	0.28 J	4.0	1.2 J
Trichloroethene	0.97	Not Detected	5.2	Not Detected
1,2-Dichloropropane	0.97	Not Detected	4.5	Not Detected
1,4-Dioxane	3.9	Not Detected	14	Not Detected
Bromodichloromethane	0.97	Not Detected	6.5	Not Detected
cis-1,3-Dichloropropene	0.97	Not Detected	4.4	Not Detected
4-Methyl-2-pentanone	0.97	14	4.0	57
Toluene	0.97	1.1	3.6	4.2
trans-1,3-Dichloropropene	0.97	Not Detected	4.4	Not Detected
1,1,2-Trichloroethane	0.97	Not Detected	5.3	Not Detected
Tetrachloroethene	0.97	0.38 J	6.6	2.6 J

Air Toxics LTD.
Laboratory Services Since 1989

Client Sample ID: VMP-18-8.5-0I2312

Lab ID#: 1201418A-10A

EPA METHOD TO-15 GC/MS FULL SCAN

File Name:	**o012621**	**Date of Collection:**	**1/23/12 3:37:00 PM**
Dil. Factor:	**1.94**	**Date of Analysis:**	**1/27/12 01:57 PM**

Compound	Rpt. Limit (ppbv)	Amount (ppbv)	Rpt. Limit (ug/m3)	Amount (ug/m3)
2-Hexanone	3.9	0.16 J	16	0.68 J
Dibromochloromethane	0.97	Not Detected	8.3	Not Detected
1,2-Dibromoethane (EDB)	0.97	Not Detected	7.4	Not Detected
Chlorobenzene	0.97	~~0.30 J~~ 1	4.5	~~1.4 J~~ 4
Ethyl Benzene	0.97	0.12 J	4.2	0.54 J
m,p-Xylene	0.97	0.33 J	4.2	1.4 J
o-Xylene	0.97	Not Detected	4.2	Not Detected
Styrene	0.97	Not Detected	4.1	Not Detected
Bromoform	0.97	Not Detected	10	Not Detected
Cumene	0.97	0.54 J	4.8	2.6 J
1,1,2,2-Tetrachloroethane	0.97	Not Detected	6.6	Not Detected
Propylbenzene	0.97	Not Detected	4.8	Not Detected
4-Ethyltoluene	0.97	Not Detected	4.8	Not Detected
1,3,5-Trimethylbenzene	0.97	Not Detected	4.8	Not Detected
1,2,4-Trimethylbenzene	0.97	Not Detected	4.8	Not Detected
1,3-Dichlorobenzene	0.97	Not Detected	5.8	Not Detected
1,4-Dichlorobenzene	0.97	Not Detected	5.8	Not Detected
alpha-Chlorotoluene	0.97	Not Detected	5.0	Not Detected
1,2-Dichlorobenzene	0.97	Not Detected	5.8	Not Detected
1,2,4-Trichlorobenzene	3.9	Not Detected	29	Not Detected
Hexachlorobutadiene	3.9	Not Detected	41	Not Detected
Butane	3.9	Not Detected	9.2	Not Detected
Isopentane	3.9	Not Detected	11	Not Detected

J = Estimated value.

Container Type: 1 Liter Summa Canister

Surrogates	%Recovery	Method Limits
Toluene-d8	104	70-130
1,2-Dichloroethane-d4	125	70-130
4-Bromofluorobenzene	99	70-130

Air Toxics LTD.
Laboratory Services Since 1989

Client Sample ID: VMP-22-5-012412

Lab ID#: 1201418A-I1A

EPA METHOD TO-15 GC/MS FULL SCAN

File Name:	o012624	**Date of Collection:**	1/24/12 11:37:00 AM
Dil. Factor:	1.77	**Date of Analysis:**	1/27/12 02:55 PM

Compound	Rpt. Limit (ppbv)	Amount (ppbv)	Rpt. Limit (ug/m3)	Amount (ug/m3)
Freon 12	0.88	0.63 J J	4.4	3.1 J J
Freon 114	0.88	Not Detected	6.2	Not Detected
Chloromethane	3.5	Not Detected	7.3	Not Detected
Vinyl Chloride	0.88	Not Detected	2.3	Not Detected
1,3-Butadiene	0.88	Not Detected	2.0	Not Detected
Bromomethane	0.88	Not Detected	3.4	Not Detected
Chloroethane	3.5	Not Detected	9.3	Not Detected
Freon 11	0.88	0.23 J J	5.0	1.3 J J
Ethanol	3.5	5.0 J	6.7	9.4 J
Freon 113	0.88	Not Detected	6.8	Not Detected
1,1-Dichloroethene	0.88	Not Detected	3.5	Not Detected
Acetone	3.5	9.0 J	8.4	21 J
2-Propanol	3.5	3.3 J J	8.7	8.1 J J
Carbon Disulfide	3.5	~~0.50 J~~ U	11	~~1.6 J~~ U
3-Chloropropene	3.5	Not Detected	11	Not Detected
Methylene Chloride	0.88	~~0.56 J~~ U	3.1	~~1.9 J~~ U
Methyl tert-butyl ether	0.88	Not Detected	3.2	Not Detected
trans-1,2-Dichloroethene	0.88	Not Detected	3.5	Not Detected
Hexane	0.88	200 J	3.1	700 J
1,1-Dichloroethane	0.88	Not Detected	3.6	Not Detected
2-Butanone (Methyl Ethyl Ketone)	3.5	1.6 J J	10	4.7 J J
cis-1,2-Dichloroethene	0.88	Not Detected	3.5	Not Detected
Tetrahydrofuran	0.88	Not Detected	2.6	Not Detected
Chloroform	0.88	Not Detected	4.3	Not Detected
1,1,1-Trichloroethane	0.88	Not Detected	4.8	Not Detected
Cyclohexane	0.88	84 J	3.0	290 J
Carbon Tetrachloride	0.88	Not Detected	5.6	Not Detected
2,2,4-Trimethylpentane	0.88	290 J	4.1	1400 J
Benzene	0.88	35 J	2.8	110 J
1,2-Dichloroethane	0.88	Not Detected	3.6	Not Detected
Heptane	0.88	68 J	3.6	280 J
Trichloroethene	0.88	Not Detected	4.8	Not Detected
1,2-Dichloropropane	0.88	Not Detected	4.1	Not Detected
1,4-Dioxane	3.5	Not Detected	13	Not Detected
Bromodichloromethane	0.88	Not Detected	5.9	Not Detected
cis-1,3-Dichloropropene	0.88	Not Detected	4.0	Not Detected
4-Methyl-2-pentanone	0.88	3.4 J	3.6	14 J
Toluene	0.88	6.0 J	3.3	23 J
trans-1,3-Dichloropropene	0.88	~~0.14 J~~ U	4.0	~~0.66 J~~ U
1,1,2-Trichloroethane	0.88	Not Detected	4.8	Not Detected
Tetrachloroethene	0.88	Not Detected	6.0	Not Detected

Air Toxics LTD.
Laboratory Services Since 1989

Client Sample ID: VMP-22-5-012412

Lab ID#: 1201418A-11A

EPA METHOD TO-15 GC/MS FULL SCAN

File Name:	**o012624**	**Date of Collection:**	**1/24/12 11:37:00 AM**
Dil. Factor:	**1.77**	**Date of Analysis:**	**1/27/12 02:55 PM**

Compound	Rpt. Limit (ppbv)	Amount (ppbv)	Rpt. Limit (ug/m3)	Amount (ug/m3)
2-Hexanone	3.5	Not Detected	14	Not Detected
Dibromochloromethane	0.88	Not Detected	7.5	Not Detected
1,2-Dibromoethane (EDB)	0.88	Not Detected	6.8	Not Detected
Chlorobenzene	0.88	~~0.28 J~~ U	4.1	~~1.3 J~~ U
Ethyl Benzene	0.88	1.8 J	3.8	7.9 J
m,p-Xylene	0.88	1.5 J	3.8	6.7 J
o-Xylene	0.88	0.28 J J	3.8	1.2 J J
Styrene	0.88	Not Detected	3.8	Not Detected
Bromoform	0.88	Not Detected	9.1	Not Detected
Cumene	0.88	0.36 J J	4.4	1.8 J J
1,1,2,2-Tetrachloroethane	0.88	Not Detected	6.1	Not Detected
Propylbenzene	0.88	~~0.14 J~~ U	4.4	~~0.68 J~~ U
4-Ethyltoluene	0.88	0.16 J J	4.4	0.79 J J
1,3,5-Trimethylbenzene	0.88	Not Detected	4.4	Not Detected
1,2,4-Trimethylbenzene	0.88	Not Detected	4.4	Not Detected
1,3-Dichlorobenzene	0.88	~~0.094 J~~ U	5.3	~~0.57 J~~ U
1,4-Dichlorobenzene	0.88	Not Detected	5.3	Not Detected
alpha-Chlorotoluene	0.88	Not Detected	4.6	Not Detected
1,2-Dichlorobenzene	0.88	Not Detected	5.3	Not Detected
1,2,4-Trichlorobenzene	3.5	Not Detected	26	Not Detected
Hexachlorobutadiene	3.5	Not Detected	38	Not Detected
Butane	3.5	9.9 J	8.4	24 J
Isopentane	3.5	130 J	10	380 J

J = Estimated value.
Q = Exceeds Quality Control limits of 70% to 130%, due to matrix effects.
Container Type: 1 Liter Summa Canister

Surrogates	%Recovery	Method Limits
Toluene-d8	104	70-130
1,2-Dichloroethane-d4	139 Q	70-130
4-Bromofluorobenzene	98	70-130

Air Toxics LTD.
Laboratory Services Since 1989

Client Sample ID: VMP-22-10-012412

Lab ID#: 1201418A-12A

EPA METHOD TO-15 GC/MS FULL SCAN

File Name:	**o012618**	**Date of Collection:**	**1/24/12 2:26:00 PM**
Dil. Factor:	**1.94**	**Date of Analysis:**	**1/27/12 12:42 PM**

Compound	Rpt. Limit (ppbv)	Amount (ppbv)	Rpt. Limit (ug/m3)	Amount (ug/m3)
Freon 12	0.97	0.64 J	4.8	3.2 J
Freon 114	0.97	Not Detected	6.8	Not Detected
Chloromethane	3.9	Not Detected	8.0	Not Detected
Vinyl Chloride	0.97	Not Detected	2.5	Not Detected
1,3-Butadiene	0.97	Not Detected	2.1	Not Detected
Bromomethane	0.97	Not Detected	3.8	Not Detected
Chloroethane	3.9	Not Detected	10	Not Detected
Freon 11	0.97	0.19 J	5.4	1.0 J
Ethanol	3.9	12	7.3	23
Freon 113	0.97	Not Detected	7.4	Not Detected
1,1-Dichloroethene	0.97	Not Detected	3.8	Not Detected
Acetone	3.9	2.6 J	9.2	6.1 J
2-Propanol	3.9	4.3	9.5	11
Carbon Disulfide	3.9	~~0.51 J~~ U	12	~~1.6 J~~ U
3-Chloropropene	3.9	Not Detected	12	Not Detected
Methylene Chloride	0.97	~~0.23 J~~ U	3.4	~~0.78 J~~ U
Methyl tert-butyl ether	0.97	Not Detected	3.5	Not Detected
trans-1,2-Dichloroethene	0.97	Not Detected	3.8	Not Detected
Hexane	0.97	0.55 J	3.4	1.9 J
1,1-Dichloroethane	0.97	Not Detected	3.9	Not Detected
2-Butanone (Methyl Ethyl Ketone)	3.9	3.6 J	11	11 J
cis-1,2-Dichloroethene	0.97	Not Detected	3.8	Not Detected
Tetrahydrofuran	0.97	0.48 J	2.9	1.4 J
Chloroform	0.97	1.4	4.7	7.1
1,1,1-Trichloroethane	0.97	Not Detected	5.3	Not Detected
Cyclohexane	0.97	0.30 J	3.3	1.0 J
Carbon Tetrachloride	0.97	Not Detected	6.1	Not Detected
2,2,4-Trimethylpentane	0.97	1.4	4.5	6.3
Benzene	0.97	6.1	3.1	20
1,2-Dichloroethane	0.97	Not Detected	3.9	Not Detected
Heptane	0.97	0.70 J	4.0	2.8 J
Trichloroethene	0.97	0.28 J	5.2	1.5 J
1,2-Dichloropropane	0.97	Not Detected	4.5	Not Detected
1,4-Dioxane	3.9	Not Detected	14	Not Detected
Bromodichloromethane	0.97	Not Detected	6.5	Not Detected
cis-1,3-Dichloropropene	0.97	Not Detected	4.4	Not Detected
4-Methyl-2-pentanone	0.97	20	4.0	81
Toluene	0.97	1.9	3.6	7.1
trans-1,3-Dichloropropene	0.97	~~0.11 J~~ U	4.4	~~0.49 J~~ U
1,1,2-Trichloroethane	0.97	Not Detected	5.3	Not Detected
Tetrachloroethene	0.97	0.48 J	6.6	3.3 J

Air Toxics LTD.
Laboratory Services Since 1989

Client Sample ID: VMP-22-10-012412

Lab ID#: 1201418A-12A

EPA METHOD TO-15 GC/MS FULL SCAN

File Name:	**o012618**	**Date of Collection:**	**1/24/12 2:26:00 PM**
Dil. Factor:	**1.94**	**Date of Analysis:**	**1/27/12 12:42 PM**

Compound	Rpt. Limit (ppbv)	Amount (ppbv)	Rpt. Limit (ug/m3)	Amount (ug/m3)
2-Hexanone	3.9	Not Detected	16	Not Detected
Dibromochloromethane	0.97	Not Detected	8.3	Not Detected
1,2-Dibromoethane (EDB)	0.97	Not Detected	7.4	Not Detected
Chlorobenzene	0.97	~~0.31 J~~ U	4.5	~~1.4 J~~ U
Ethyl Benzene	0.97	0.23 J	4.2	1.0 J
m,p-Xylene	0.97	0.42 J	4.2	1.8 J
o-Xylene	0.97	0.19 J	4.2	0.84 J
Styrene	0.97	Not Detected	4.1	Not Detected
Bromoform	0.97	Not Detected	10	Not Detected
Cumene	0.97	0.78 J	4.8	3.8 J
1,1,2,2-Tetrachloroethane	0.97	Not Detected	6.6	Not Detected
Propylbenzene	0.97	~~0.10 J~~ U	4.8	~~0.52 J~~ U
4-Ethyltoluene	0.97	0.12 J	4.8	0.57 J
1,3,5-Trimethylbenzene	0.97	Not Detected	4.8	Not Detected
1,2,4-Trimethylbenzene	0.97	Not Detected	4.8	Not Detected
1,3-Dichlorobenzene	0.97	~~0.10 J~~ U	5.8	~~0.63 J~~ U
1,4-Dichlorobenzene	0.97	Not Detected	5.8	Not Detected
alpha-Chlorotoluene	0.97	Not Detected	5.0	Not Detected
1,2-Dichlorobenzene	0.97	Not Detected	5.8	Not Detected
1,2,4-Trichlorobenzene	3.9	Not Detected	29	Not Detected
Hexachlorobutadiene	3.9	Not Detected	41	Not Detected
Butane	3.9	Not Detected	9.2	Not Detected
Isopentane	3.9	Not Detected	11	Not Detected

J = Estimated value.

Container Type: 1 Liter Summa Canister

Surrogates	%Recovery	Method Limits
Toluene-d8	105	70-130
1,2-Dichloroethane-d4	123	70-130
4-Bromofluorobenzene	98	70-130

Air Toxics LTD.
Laboratory Services Since 1989

Client Sample ID: Lab Blank

Lab ID#: 1201418A-13A

EPA METHOD TO-15 GC/MS FULL SCAN

File Name:	**o012607a**	**Date of Collection: NA**	
Dil. Factor:	**1.00**	**Date of Analysis: 1/27/12 08:15 AM**	

Compound	Rpt. Limit (ppbv)	Amount (ppbv)	Rpt. Limit (ug/m3)	Amount (ug/m3)
Freon 12	0.50	Not Detected	2.5	Not Detected
Freon 114	0.50	Not Detected	3.5	Not Detected
Chloromethane	2.0	Not Detected	4.1	Not Detected
Vinyl Chloride	0.50	Not Detected	1.3	Not Detected
1,3-Butadiene	0.50	Not Detected	1.1	Not Detected
Bromomethane	0.50	Not Detected	1.9	Not Detected
Chloroethane	2.0	Not Detected	5.3	Not Detected
Freon 11	0.50	Not Detected	2.8	Not Detected
Ethanol	2.0	Not Detected	3.8	Not Detected
Freon 113	0.50	Not Detected	3.8	Not Detected
1,1-Dichloroethene	0.50	Not Detected	2.0	Not Detected
Acetone	2.0	Not Detected	4.8	Not Detected
2-Propanol	2.0	Not Detected	4.9	Not Detected
Carbon Disulfide	2.0	0.33 J	6.2	1.0 J
3-Chloropropene	2.0	Not Detected	6.3	Not Detected
Methylene Chloride	0.50	0.19 J	1.7	0.65 J
Methyl tert-butyl ether	0.50	Not Detected	1.8	Not Detected
trans-1,2-Dichloroethene	0.50	Not Detected	2.0	Not Detected
Hexane	0.50	Not Detected	1.8	Not Detected
1,1-Dichloroethane	0.50	Not Detected	2.0	Not Detected
2-Butanone (Methyl Ethyl Ketone)	2.0	Not Detected	5.9	Not Detected
cis-1,2-Dichloroethene	0.50	Not Detected	2.0	Not Detected
Tetrahydrofuran	0.50	Not Detected	1.5	Not Detected
Chloroform	0.50	Not Detected	2.4	Not Detected
1,1,1-Trichloroethane	0.50	Not Detected	2.7	Not Detected
Cyclohexane	0.50	Not Detected	1.7	Not Detected
Carbon Tetrachloride	0.50	Not Detected	3.1	Not Detected
2,2,4-Trimethylpentane	0.50	0.058 J	2.3	0.27 J
Benzene	0.50	Not Detected	1.6	Not Detected
1,2-Dichloroethane	0.50	Not Detected	2.0	Not Detected
Heptane	0.50	Not Detected	2.0	Not Detected
Trichloroethene	0.50	Not Detected	2.7	Not Detected
1,2-Dichloropropane	0.50	Not Detected	2.3	Not Detected
1,4-Dioxane	2.0	Not Detected	7.2	Not Detected
Bromodichloromethane	0.50	Not Detected	3.4	Not Detected
cis-1,3-Dichloropropene	0.50	Not Detected	2.3	Not Detected
4-Methyl-2-pentanone	0.50	Not Detected	2.0	Not Detected
Toluene	0.50	0.075 J	1.9	0.28 J
trans-1,3-Dichloropropene	0.50	0.11 J	2.3	0.49 J
1,1,2-Trichloroethane	0.50	Not Detected	2.7	Not Detected
Tetrachloroethene	0.50	Not Detected	3.4	Not Detected

Air Toxics LTD.
Laboratory Services Since 1989

Client Sample ID: Lab Blank

Lab ID#: 1201418A-13A

EPA METHOD TO-15 GC/MS FULL SCAN

File Name:	**o012607a**	**Date of Collection: NA**	
Dil. Factor:	**1.00**	**Date of Analysis: 1/27/12 08:15 AM**	

Compound	Rpt. Limit (ppbv)	Amount (ppbv)	Rpt. Limit (ug/m3)	Amount (ug/m3)
2-Hexanone	2.0	Not Detected	8.2	Not Detected
Dibromochloromethane	0.50	Not Detected	4.2	Not Detected
1,2-Dibromoethane (EDB)	0.50	0.074 J	3.8	0.57 J
Chlorobenzene	0.50	0.20 J	2.3	0.93 J
Ethyl Benzene	0.50	Not Detected	2.2	Not Detected
m,p-Xylene	0.50	Not Detected	2.2	Not Detected
o-Xylene	0.50	Not Detected	2.2	Not Detected
Styrene	0.50	Not Detected	2.1	Not Detected
Bromoform	0.50	Not Detected	5.2	Not Detected
Cumene	0.50	Not Detected	2.4	Not Detected
1,1,2,2-Tetrachloroethane	0.50	Not Detected	3.4	Not Detected
Propylbenzene	0.50	0.038 J	2.4	0.19 J
4-Ethyltoluene	0.50	Not Detected	2.4	Not Detected
1,3,5-Trimethylbenzene	0.50	Not Detected	2.4	Not Detected
1,2,4-Trimethylbenzene	0.50	Not Detected	2.4	Not Detected
1,3-Dichlorobenzene	0.50	0.11 J	3.0	0.67 J
1,4-Dichlorobenzene	0.50	0.12 J	3.0	0.75 J
alpha-Chlorotoluene	0.50	0.072 J	2.6	0.37 J
1,2-Dichlorobenzene	0.50	0.086 J	3.0	0.52 J
1,2,4-Trichlorobenzene	2.0	0.53 J	15	3.9 J
Hexachlorobutadiene	2.0	0.37 J	21	4.0 J
Butane	2.0	Not Detected	4.8	Not Detected
Isopentane	2.0	Not Detected	5.9	Not Detected

J = Estimated value.

Container Type: NA - Not Applicable

Surrogates	%Recovery	Method Limits
Toluene-d8	104	70-130
1,2-Dichloroethane-d4	120	70-130
4-Bromofluorobenzene	101	70-130

Air Toxics LTD.
Laboratory Services Since 1989

Client Sample ID: CCV

Lab ID#: 1201418A-14A

EPA METHOD TO-15 GC/MS FULL SCAN

File Name:	o012602	Date of Collection: NA	
Dil. Factor:	1.00	Date of Analysis: 1/26/12 10:25 PM	

Compound	%Recovery
Freon 12	111
Freon 114	108
Chloromethane	110
Vinyl Chloride	109
1,3-Butadiene	116
Bromomethane	106
Chloroethane	105
Freon 11	110
Ethanol	110
Freon 113	102
1,1-Dichloroethene	100
Acetone	94
2-Propanol	110
Carbon Disulfide	98
3-Chloropropene	102
Methylene Chloride	114
Methyl tert-butyl ether	103
trans-1,2-Dichloroethene	98
Hexane	105
1,1-Dichloroethane	104
2-Butanone (Methyl Ethyl Ketone)	98
cis-1,2-Dichloroethene	92
Tetrahydrofuran	108
Chloroform	103
1,1,1-Trichloroethane	108
Cyclohexane	97
Carbon Tetrachloride	128
2,2,4-Trimethylpentane	100
Benzene	101
1,2-Dichloroethane	113
Heptane	101
Trichloroethene	104
1,2-Dichloropropane	105
1,4-Dioxane	99
Bromodichloromethane	108
cis-1,3-Dichloropropene	106
4-Methyl-2-pentanone	105
Toluene	99
trans-1,3-Dichloropropene	100
1,1,2-Trichloroethane	95
Tetrachloroethene	89

Air Toxics LTD.
Laboratory Services Since 1989

Client Sample ID: CCV

Lab ID#: 1201418A-14A

EPA METHOD TO-15 GC/MS FULL SCAN

File Name:	**o012602**	**Date of Collection: NA**	
Dil. Factor:	**1.00**	**Date of Analysis: 1/26/12 10:25 PM**	

Compound	**%Recovery**
2-Hexanone	103
Dibromochloromethane	98
1,2-Dibromoethane (EDB)	98
Chlorobenzene	89
Ethyl Benzene	94
m,p-Xylene	95
o-Xylene	94
Styrene	97
Bromoform	95
Cumene	95
1,1,2,2-Tetrachloroethane	92
Propylbenzene	95
4-Ethyltoluene	91
1,3,5-Trimethylbenzene	91
1,2,4-Trimethylbenzene	93
1,3-Dichlorobenzene	92
1,4-Dichlorobenzene	91
alpha-Chlorotoluene	97
1,2-Dichlorobenzene	91
1,2,4-Trichlorobenzene	92
Hexachlorobutadiene	95
Butane	114
Isopentane	114

Container Type: NA - Not Applicable

Surrogates	**%Recovery**	**Method Limits**
Toluene-d8	104	70-130
1,2-Dichloroethane-d4	110	70-130
4-Bromofluorobenzene	98	70-130

Air Toxics LTD.
Laboratory Services Since 1989

Client Sample ID: LCS

Lab ID#: 1201418A-15A

EPA METHOD TO-15 GC/MS FULL SCAN

File Name:	**o012603**	**Date of Collection: NA**	
Dil. Factor:	**1.00**	**Date of Analysis: 1/26/12 10:49 PM**	

Compound	%Recovery
Freon 12	112
Freon 114	104
Chloromethane	106
Vinyl Chloride	107
1,3-Butadiene	112
Bromomethane	102
Chloroethane	97
Freon 11	106
Ethanol	103
Freon 113	98
1,1-Dichloroethene	102
Acetone	98
2-Propanol	106
Carbon Disulfide	115
3-Chloropropene	114
Methylene Chloride	108
Methyl tert-butyl ether	100
trans-1,2-Dichloroethene	111
Hexane	99
1,1-Dichloroethane	101
2-Butanone (Methyl Ethyl Ketone)	94
cis-1,2-Dichloroethene	88
Tetrahydrofuran	102
Chloroform	102
1,1,1-Trichloroethane	108
Cyclohexane	93
Carbon Tetrachloride	126
2,2,4-Trimethylpentane	92
Benzene	98
1,2-Dichloroethane	108
Heptane	93
Trichloroethene	101
1,2-Dichloropropane	103
1,4-Dioxane	95
Bromodichloromethane	106
cis-1,3-Dichloropropene	102
4-Methyl-2-pentanone	101
Toluene	94
trans-1,3-Dichloropropene	101
1,1,2-Trichloroethane	96
Tetrachloroethene	89

Air Toxics LTD.
Laboratory Services Since 1989

Client Sample ID: LCS

Lab ID#: 1201418A-I5A

EPA METHOD TO-15 GC/MS FULL SCAN

File Name:	o012603	Date of Collection: NA	
Dil. Factor:	1.00	Date of Analysis: 1/26/12 10:49 PM	

Compound	%Recovery
2-Hexanone	100
Dibromochloromethane	97
1,2-Dibromoethane (EDB)	99
Chlorobenzene	87
Ethyl Benzene	92
m,p-Xylene	96
o-Xylene	94
Styrene	95
Bromoform	93
Cumene	94
1,1,2,2-Tetrachloroethane	94
Propylbenzene	96
4-Ethyltoluene	87
1,3,5-Trimethylbenzene	88
1,2,4-Trimethylbenzene	90
1,3-Dichlorobenzene	91
1,4-Dichlorobenzene	90
alpha-Chlorotoluene	95
1,2-Dichlorobenzene	90
1,2,4-Trichlorobenzene	91
Hexachlorobutadiene	89
Butane	107
Isopentane	104

Container Type: NA - Not Applicable

Surrogates	%Recovery	Method Limits
Toluene-d8	104	70-130
1,2-Dichloroethane-d4	106	70-130
4-Bromofluorobenzene	98	70-130

Air Toxics LTD.
Laboratory Services Since 1989

Client Sample ID: LCSD

Lab ID#: 1201418A-15AA

EPA METHOD TO-15 GC/MS FULL SCAN

File Name:	o012604	Date of Collection: NA	
Dil. Factor:	1.00	Date of Analysis: 1/26/12 11:06 PM	

Compound	%Recovery
Freon 12	112
Freon 114	107
Chloromethane	110
Vinyl Chloride	109
1,3-Butadiene	111
Bromomethane	104
Chloroethane	102
Freon 11	107
Ethanol	104
Freon 113	100
1,1-Dichloroethene	103
Acetone	93
2-Propanol	108
Carbon Disulfide	118
3-Chloropropene	112
Methylene Chloride	110
Methyl tert-butyl ether	105
trans-1,2-Dichloroethene	112
Hexane	101
1,1-Dichloroethane	104
2-Butanone (Methyl Ethyl Ketone)	101
cis-1,2-Dichloroethene	90
Tetrahydrofuran	102
Chloroform	104
1,1,1-Trichloroethane	110
Cyclohexane	96
Carbon Tetrachloride	130
2,2,4-Trimethylpentane	99
Benzene	99
1,2-Dichloroethane	110
Heptane	94
Trichloroethene	102
1,2-Dichloropropane	105
1,4-Dioxane	99
Bromodichloromethane	106
cis-1,3-Dichloropropene	102
4-Methyl-2-pentanone	103
Toluene	96
trans-1,3-Dichloropropene	100
1,1,2-Trichloroethane	96
Tetrachloroethene	90

Air Toxics LTD.
Laboratory Services Since 1989

Client Sample ID: LCSD

Lab ID#: I201418A-15AA

EPA METHOD TO-15 GC/MS FULL SCAN

File Name:	**o012604**	**Date of Collection: NA**	
Dil. Factor:	**1.00**	**Date of Analysis: 1/26/12 11:06 PM**	

Compound	**%Recovery**
2-Hexanone	102
Dibromochloromethane	97
1,2-Dibromoethane (EDB)	99
Chlorobenzene	90
Ethyl Benzene	95
m,p-Xylene	97
o-Xylene	95
Styrene	97
Bromoform	93
Cumene	97
1,1,2,2-Tetrachloroethane	97
Propylbenzene	97
4-Ethyltoluene	88
1,3,5-Trimethylbenzene	91
1,2,4-Trimethylbenzene	92
1,3-Dichlorobenzene	93
1,4-Dichlorobenzene	93
alpha-Chlorotoluene	97
1,2-Dichlorobenzene	93
1,2,4-Trichlorobenzene	97
Hexachlorobutadiene	96
Butane	106
Isopentane	108

Container Type: NA - Not Applicable

Surrogates	**%Recovery**	**Method Limits**
Toluene-d8	105	70-130
1,2-Dichloroethane-d4	109	70-130
4-Bromofluorobenzene	100	70-130

1201413

Shell Oil Products Chain Of Custody Record

URS

Air Toxics LTD.
Project Name: Roxana Soil Vapor
Project # 21562735.00011
Lab Vendor #

Please Check Appropriate Box:
- [x] ENV. SERVICES
- [ ] MOTIVA RETAIL
- [ ] SHELL RETAIL
- [ ] MOTIVA SD&CM
- [ ] CONSULTANT
- [ ] LUBES
- [ ] SHELL PIPELINE
- [ ] OTHER

Print Bill To Contact Name: Thomas Adams

INCIDENT # (ENV SERVICES): 9 7 2 1 6 8 4 0

[ ] CHECK IF NO INCIDENT # APPLIES

DATE 24-Jan-12

PAGE 1 of 2

PO #

SAP # 3 4 0 0 6 1

SAMPLING COMPANY: URS CORPORATION

LCO CODE

SITE ADDRESS: Street and City: 900 SOUTH CENTRAL AVE -- ROXANA

State: IL

GLOBAL ID NO.

ADDRESS: 1001 HIGHLANDS PLAZA DRIVE WEST - SUITE 300, ST. LOUIS, MO 63110

EDF DELIVERABLE TO (Name, Company, Office Location): Elizabeth Kunkel, URS, St. Louis

PHONE NO.: 314-743-4179

E-MAIL: elizabeth.kunkel@urs..com

CONSULTANT PROJECT NAME/#: Roxana Soil Vapor

Laboratory Address: Air Toxics, LTD 180 Blue Ravine Road, Suite B, Folsom, CA 95630-4719

SAMPLER NAME(S) (Print): M. Miller S. Voss, L. Rachnow D. Mattingly

TELEPHONE: 314-429-0100

FAX: 314-429-0462

Bill to Contact E-MAIL: dave.palmer@urs.com

TURNAROUND TIME (CALENDAR DAYS):
- [x] STANDARD (14 DAY)
- [ ] 5 DAYS
- [ ] 3 DAYS
- [ ] 2 DAYS
- [ ] 24 HOURS
- [ ] RESULTS NEEDED ON WEEKEND

- [ ] LA - RWQCB REPORT FORMAT
- [x] UST AGENCY

DELIVERABLES
- [ ] LEVEL 1
- [ ] LEVEL 2
- [ ] LEVEL 3
- [x] LEVEL 4
- [ ] OTHER (SPECIFY)

- [x] SHELL CONTRACT RATE APPLIES
- [ ] STATE REIMBURSEMENT RATE APPLIES
- [ ] ECO NOT NEEDED
- [x] RECEIPT VERIFICATION REQUESTED

REQUESTED ANALYSIS

Turn Around Time:
- [x] Normal
- [ ] Rush
- Specify

Lab Use Only:
Pressurized by:
Date:
Pressurization Gas: N2 He

LAB USE ONLY	Field Sample Identification	SAMPLING DATE	SAMPLING TIME	Canister Number	Canister Pressure/Vacuum Initial	Final	Receipt	Final (psi)	Modified TO-15 + Butane & Isopentane	ASTM D-1946 + Helium	ASTM D-1946		Sample PID (ppm)
01A	VMP-20-5-012312	01/23/12	0920 - 0924	3118	-30	-5.5			X	X			
02A	VMP-20-10-012312	01/23/12	1040 - 1115	5626	-30	-6			X	X			
03A	VMP-20-25-012312	01/23/12	1155 - 1231	20005	-29.5	-7			X	X			
04A	VMP-21-5-012312	01/23/12	1411 - 1445	20054	-30	-8			X	X			
05A	VMP-21-5-012312-DUP	01/23/12	1411 - 1445	2679	-30	-6			X	X			
06A	VMP-21-10-012312	01/23/12	1510 - 1540	3390	-29	-8.5			X	X			
07A	VMP-8-5-012312	01/23/12	1020 - 1051	2671	-30	-8			X	X			
08A	VMP-8-9.5-012312	01/23/12	1131 - 1201	203	-29.5	-9			X	X			
09A	VMP-8-23.5-012312	01/23/12	1332 - 1405	3512	-30	-9			X	X			
10A	VMP-18-8.5-012312	01/23/12	1405 - 1537	3743	-30	-8.5			X	X			

ADDITIONAL NOTES:
- 14 day hold time
- Report results between MDL and RL
- Level IV ECVP

FEDEX
CUSTODY SEAL ACT?
Y N INTACT NA

Relinquished by: (Signature)	Received by: (Signature) FEDEX	Date: 1/24/12	Time: 1830
Relinquished by: (Signature)	Received by: (Signature) ATL	Date: 1/25/12	Time: 0850
Relinquished by: (Signature)	Received by: (Signature)	Date:	Time:

05/2006 Revision

1201413

Shell Oil Products Chain Of Custody Record

URS

Air Toxics LTD.
Project Name: Roxana Soil Vapor
Project # 21562735.00011
Lab Vendor #

Please Check Appropriate Box:
- [x] ENV. SERVICES
- [ ] MOTIVA RETAIL
- [ ] SHELL RETAIL
- [ ] MOTIVA SD&CN
- [ ] CONSULTANT
- [ ] LUBES
- [ ] SHELL PIPELINE
- [ ] OTHER

Print Bill To Contact Name: Thomas Adams

INCIDENT # (ENV SERVICES): 9 7 2 1 6 6 4 0 [ ] CHECK IF NO INCIDENT # APPLIES

DATE: 24-Jan-12

PAGE: 2 of 2

PO #:

SAP #: 3 4 0 0 6 1

SAMPLING COMPANY: URS CORPORATION

LOG CODE:

SITE ADDRESS: Street and City: 900 SOUTH CENTRAL AVE – ROXANA

State: IL

GLOBAL ID NO:

ADDRESS: 1001 HIGHLANDS PLAZA DRIVE WEST - SUITE 300; ST LOUIS, MO 63110

FOR DELIVERABLE TO (Name, Company, City, Location): Elizabeth Kunkel, URS, St. Louis

PHONE NO: 314-743-4179

E-MAIL: elizabeth.kunkel@urs.com

CONSULTANT PROJECT NAME/#: Roxana Soil Vapor

LABORATORY ADDRESS: Air Toxics, LTD 180 Blue Ravine Road, Suite B, Folsom, CA 95630-4719

SAMPLER NAME(S) (Print): M. Miller, S. Voss, L. Rathbone, D. Mattingly

TELEPHONE: 314-429-0100

FAX: 314-429-0462

BILL TO CONTACT E-MAIL: dave.palmer@urs.com

TURNAROUND TIME (CALENDAR DAYS):
- [x] STANDARD (14 DAY)
- [ ] 5 DAYS
- [ ] 3 DAYS
- [ ] 2 DAYS
- [ ] 24 HOURS
- [ ] RESULTS NEEDED ON WEEKEND

- [ ] LA - RWQCB REPORT FORMAT
- [x] UST AGENCY:

DELIVERABLES:
- [ ] LEVEL 1
- [ ] LEVEL 2
- [ ] LEVEL 3
- [x] LEVEL 4
- [ ] OTHER (SPECIFY)

- [x] SHELL CONTRACT RATE APPLIES
- [ ] STATE REIMBURSEMENT RATE APPLIES
- [ ] FOD NOT NEEDED
- [x] RECEIPT VERIFICATION REQUESTED

REQUESTED ANALYSIS

LAB USE ONLY	Field Sample Identification	SAMPLING DATE	SAMPLING TIME	Canister Number	Canister Pressure/Vacuum Initial	Final	Receipt	Final (psi)	Modified TO-15 + Butane & Isopentane	ASTM D-1946 + Helium	ASTM D-1946		Sample PID (ppm)
1A	VMP-22-5-012412	01/24/12	1107 - 1137	2513	-29.5	-8			X	X			
1A	VMP-22-10-012412	01/24/12	1353 - 1426	2609	-30	-7.5			X	X			
									X	X			
									X	X			
									X	X			
									X	X			
									X	X			
									X	X			
									X	X			
									X	X			

Turn Around Time:
- [x] Normal
- [ ] Rush
- Specify

Lab Use Only
Pressurized by:
Date:
Pressurization Gas: N_2 He

ADDITIONAL NOTES:
- 14 day hold time
- Report results between MDL and RL
- Level IV ECVP

FED EX
CUSTODY SEAL INTACT?
Y N NONE N/A

Relinquished by: (Signature)	Received by: (Signature)	Date	Time
	FEDEX	1/24/12	1830
	ATL	1/25/12	0850

05/2006 Revision

Air Toxics LTD.
Laboratory Services Since 1989

2/7/2012
Ms. Elizabeth Kunkel
URS Corporation
1001 Highlands Plaza Dr. West
Suite 300
St. Louis MO 63110

Project Name: Roxana Soil Vapor
Project #: 21562735.00011
Workorder #: 1201418B

Dear Ms. Elizabeth Kunkel

The following report includes the data for the above referenced project for sample(s) received on 1/25/2012 at Air Toxics Ltd.

The data and associated QC analyzed by Modified ASTM D-1946 are compliant with the project requirements or laboratory criteria with the exception of the deviations noted in the attached case narrative.

Thank you for choosing Air Toxics Ltd. for your air analysis needs. Air Toxics Ltd. is committed to providing accurate data of the highest quality. Please feel free to contact the Project Manager: Kelly Buettner at 916-985-1000 if you have any questions regarding the data in this report.

Regards,

Kelly Buettner

Kelly Buettner
Project Manager

180 BLUE RAVINE ROAD, SUITE B FOLSOM, CA - 95630
(916) 985-1000 .FAX (916) 985-1020
Hours 6:30 A.M to 5:30 PST

Air Toxics LTD.
Laboratory Services Since 1989

WORK ORDER #: 1201418B

Work Order Summary

CLIENT:	Ms. Elizabeth Kunkel URS Corporation 1001 Highlands Plaza Dr. West Suite 300 St. Louis, MO 63110	**BILL TO:**	Accounts Payable Austin URS Corporation P.O. BOX 203970 Austin, TX 78720-1088
PHONE:	314-743-4179	**P.O. #**	21562593.00009
FAX:		**PROJECT #**	21562735.00011 Roxana Soil Vapor
DATE RECEIVED:	01/25/2012	**CONTACT:**	Kelly Buettner
DATE COMPLETED:	02/07/2012		

FRACTION #	NAME	TEST	RECEIPT VAC./PRES.	FINAL PRESSURE
01A	VMP-20-5-012312	Modified ASTM D-1946	6.0 "Hg	5 psi
02A	VMP-20-10-012312	Modified ASTM D-1946	5.0 "Hg	5 psi
03A	VMP-20-25-012312	Modified ASTM D-1946	6.0 "Hg	5 psi
04A	VMP-21-5-012312	Modified ASTM D-1946	7.0 "Hg	5 psi
05A	VMP-21-5-012312-DUP	Modified ASTM D-1946	5.0 "Hg	5 psi
06A	VMP-21-10-012312	Modified ASTM D-1946	7.0 "Hg	5 psi
07A	VMP-8-5-012312	Modified ASTM D-1946	9.0 "Hg	5 psi
08A	VMP-8-9.5-012312	Modified ASTM D-1946	8.0 "Hg	5 psi
09A	VMP-8-23.5-012312	Modified ASTM D-1946	9.0 "Hg	5 psi
10A	VMP-18-8.5-012312	Modified ASTM D-1946	7.0 "Hg	5 psi
11A	VMP-22-5-012412	Modified ASTM D-1946	6.0 "Hg	5 psi
12A	VMP-22-10-012412	Modified ASTM D-1946	7.0 "Hg	5 psi
13A	Lab Blank	Modified ASTM D-1946	NA	NA
13B	Lab Blank	Modified ASTM D-1946	NA	NA
14A	LCS	Modified ASTM D-1946	NA	NA
14AA	LCSD	Modified ASTM D-1946	NA	NA

CERTIFIED BY: Linda A. Freeman DATE: 02/07/12

Laboratory Director

Certfication numbers: AZ Licensure AZ0719, CA NELAP - 02110CA, LA NELAP - 02089, NY NELAP - 11291, TX NELAP - T104704434-11-3, UT NELAP -CA009332011-1, WA NELAP - C935
Name of Accrediting Ageney: NELAP/Florida Department of Health, Scope of Application: Clean Air Act, Aecreditation number: E87680, Effective date: 07/01/11 , Expiration date: 06/30/12.
Air Toxics Ltd. certifies that the test results contained in this report meet all requirements of the NELAC standards

This report shall not be reproduced, except in full, without the written approval of Air Toxics Ltd.

180 BLUE RAVINE ROAD, SUITE B FOLSOM, CA - 95630
(916) 985-1000 . (800) 985-5955 . FAX (916) 985-1020

LABORATORY NARRATIVE
Modified ASTM D-1946
URS Corporation
Workorder# 1201418B

Twelve 1 Liter Summa Canister samples were received on January 25, 2012. The laboratory performed analysis via Modified ASTM Method D-1946 for Methane and fixed gases in air using GC/FID or GC/TCD. The method involves direct injection of 1.0 mL of sample.

On the analytical column employed for this analysis, Oxygen coelutes with Argon. The corresponding peak is quantitated as Oxygen.

Since Nitrogen is used to pressurize samples, the reported Nitrogen values are calculated by adding all the sample components and subtracting from 100%.

Method modifications taken to run these samples are summarized in the table below. Specific project requirements may over-ride the ATL modifications.

Requirement	*ASTM D-1946*	*ATL Modifications*
Calibration	A single point calibration is performed using a referenee standard elosely matehing the composition of the unknown.	A 3-point calibration curve is performed. Quantitation is based on a daily calibration standard which may or may not resemble the composition of the associated samples.
Reference Standard	The composition of any reference standard must be known to within 0.01 mol % for any component.	The standards used by ATL are blended to a >/= 95% aecuraey.
Sample Injection Volume	Components whose concentrations are in exeess of 5 % should not be analyzed by using sample volumes greater than 0.5 mL.	The sample container is connected direetly to a fixed volume sample loop of 1.0 mL on the GC. Linear range is defined by the ealibration curve. Bags are loaded by vacuum.
Normalization	Normalize the mole pereent values by multiplying each value by 100 and dividing by the sum of the original values. The sum of the original values should not differ from 100% by more than 1.0%.	Results are not normalized. The sum of the reported values can differ from 100% by as mueh as 15%, either due to analytieal variability or an unusual sample matrix.
Precision	Precision requirements established at eaeh concentration level.	Duplicates should agree within 25% RPD for deteetions > 5 X's the RL.

Receiving Notes

The Chain of Custody (COC) information for sample VMP-18-8.5-012312 and VMP-22-10-012412 did not match the information on the canister with regard to canister identification. The client was notified of the discrepancy and the information on the canister was used to process and report the sample.

Analytical Notes

As per project specific client request the laboratory has reported estimated values for target compound hits that are below the Reporting Limit but greater than the Method Detection Limit.

Definition of Data Qualifying Flags

Seven qualifiers may have been used on the data analysis sheets and indicate as follows:
B - Compound present in laboratory blank greater than reporting limit.
J - Estimated value.
E - Exceeds instrument calibration range.
S - Saturated peak.
Q - Exceeds quality control limits.
U - Compound analyzed for but not detected above the detection limit.
M - Reported value may be biased due to apparent matrix interferences.
File extensions may have been used on the data analysis sheets and indicates as follows:
a-File was requantified
b-File was quantified by a second column and detector
r1-File was requantified for the purpose of reissue

Air Toxics LTD.
Laboratory Services Since 1989

Summary of Detected Compounds
NATURAL GAS ANALYSIS BY MODIFIED ASTM D-1946

Client Sample ID: VMP-20-5-012312

Lab ID#: 1201418B-01A

Compound	Rpt. Limit (%)	Amount (%)
Oxygen	0.17	18
Nitrogen	0.17	78
Methane	0.00017	0.00010 J
Carbon Dioxide	0.017	4.4
Helium	0.084	0.0064 J

Client Sample ID: VMP-20-10-012312

Lab ID#: 1201418B-02A

Compound	Rpt. Limit (%)	Amount (%)
Oxygen	0.16	15
Nitrogen	0.16	79
Methane	0.00016	0.000051 J
Carbon Dioxide	0.016	5.7
Helium	0.080	0.097

Client Sample ID: VMP-20-25-012312

Lab ID#: 1201418B-03A

Compound	Rpt. Limit (%)	Amount (%)
Oxygen	0.17	8.1
Nitrogen	0.17	84
Methane	0.00017	0.000020 J
Carbon Dioxide	0.017	7.7

Client Sample ID: VMP-21-5-012312

Lab ID#: 1201418B-04A

Compound	Rpt. Limit (%)	Amount (%)
Oxygen	0.18	21
Nitrogen	0.18	78

Air Toxics LTD.
Laboratory Services Since 1989

Summary of Detected Compounds
NATURAL GAS ANALYSIS BY MODIFIED ASTM D-1946

Client Sample ID: VMP-21-5-0123I2

Lab ID#: 1201418B-04A

Methane	0.00018	0.000039 J
Carbon Dioxide	0.018	1.4

Client Sample ID: VMP-21-5-012312-DUP

Lab ID#: 1201418B-05A

Compound	Rpt. Limit (%)	Amount (%)
Oxygen	0.16	21
Nitrogen	0.16	78
Methane	0.00016	0.000033 J
Carbon Dioxide	0.016	1.4

Client Sample ID: VMP-21-10-0I2312

Lab ID#: 1201418B-06A

Compound	Rpt. Limit (%)	Amount (%)
Oxygen	0.18	17
Nitrogen	0.18	78
Methane	0.00018	0.000031 J
Carbon Dioxide	0.018	4.7

Client Sample ID: VMP-8-5-012312

Lab ID#: 1201418B-07A

Compound	Rpt. Limit (%)	Amount (%)
Oxygen	0.19	21
Nitrogen	0.19	77
Methane	0.00019	0.00024
Carbon Dioxide	0.019	1.1
Helium	0.096	0.46

Air Toxics LTD.
Laboratory Services Since 1989

Summary of Detected Compounds
NATURAL GAS ANALYSIS BY MODIFIED ASTM D-1946

Client Sample ID: VMP-8-9.5-012312

Lab ID#: 1201418B-08A

Compound	Rpt. Limit (%)	Amount (%)
Oxygen	0.18	16
Nitrogen	0.18	78
Methane	0.00018	0.000047 J
Carbon Dioxide	0.018	6.2

Client Sample ID: VMP-8-23.5-012312

Lab ID#: 1201418B-09A

Compound	Rpt. Limit (%)	Amount (%)
Oxygen	0.19	15
Nitrogen	0.19	77
Methane	0.00019	0.00029
Carbon Dioxide	0.019	7.6

Client Sample ID: VMP-18-8.5-012312

Lab ID#: 1201418B-10A

Compound	Rpt. Limit (%)	Amount (%)
Oxygen	0.18	17
Nitrogen	0.18	78
Methane	0.00018	0.000022 J
Carbon Dioxide	0.018	5.1
Helium	0.088	0.010 J

Client Sample ID: VMP-22-5-012412

Lab ID#: 1201418B-11A

Compound	Rpt. Limit (%)	Amount (%)
Oxygen	0.17	20
Nitrogen	0.17	79
Methane	0.00017	0.000062 J

Air Toxics LTD.
Laboratory Services Since 1989

Summary of Detected Compounds
NATURAL GAS ANALYSIS BY MODIFIED ASTM D-1946

Client Sample ID: VMP-22-5-012412

Lab ID#: 1201418B-11A

Carbon Dioxide	0.017	0.70

Client Sample ID: VMP-22-10-012412

Lab ID#: 1201418B-I2A

Compound	Rpt. Limit (%)	Amount (%)
Oxygen	0.18	21
Nitrogen	0.18	77
Methane	0.00018	0.000016 J
Carbon Dioxide	0.018	2.2
Helium	0.088	0.0065 J

Air Toxics LTD.
Laboratory Services Since 1989

Client Sample ID: VMP-20-5-012312

Lab ID#: 1201418B-01A

NATURAL GAS ANALYSIS BY MODIFIED ASTM D-1946

File Name:	**9012606**	**Date of Collection:**	**1/23/12 9:45:00 AM**
Dil. Factor:	**1.68**	**Date of Analysis:**	**1/26/12 10:38 AM**

Compound	Rpt. Limit (%)	Amount (%)
Oxygen	0.17	18
Nitrogen	0.17	78
Carbon Monoxide	0.017	Not Detected
Methane	0.00017	0.00010 J
Carbon Dioxide	0.017	4.4
Ethane	0.0017	Not Detected
Ethene	0.0017	Not Detected
Helium	0.084	0.0064 J

J = Estimated value.

Container Type: 1 Liter Summa Canister

Air Toxics LTD.
Laboratory Services Since 1989

Client Sample ID: VMP-20-10-012312

Lab ID#: 1201418B-02A

NATURAL GAS ANALYSIS BY MODIFIED ASTM D-1946

File Name:	**9012607**	**Date of Collection:**	**1/23/12 11:15:00 AM**
Dil. Factor:	**1.61**	**Date of Analysis:**	**1/26/12 11:05 AM**

Compound	**Rpt. Limit (%)**	**Amount (%)**
Oxygen	0.16	15
Nitrogen	0.16	79
Carbon Monoxide	0.016	Not Detected
Methane	0.00016	0.000051 J
Carbon Dioxide	0.016	5.7
Ethane	0.0016	Not Detected
Ethene	0.0016	Not Detected
Helium	0.080	0.097

J = Estimated value.

Container Type: 1 Liter Summa Canister

Air Toxics LTD.
Laboratory Services Since 1989

Client Sample ID: VMP-20-25-012312

Lab ID#: 1201418B-03A

NATURAL GAS ANALYSIS BY MODIFIED ASTM D-1946

File Name:	**9012608**	**Date of Collection:**	**1/23/12 12:31:00 PM**
Dil. Factor:	**1.68**	**Date of Analysis:**	**1/26/12 12:24 PM**

Compound	**Rpt. Limit (%)**	**Amount (%)**
Oxygen	0.17	8.1
Nitrogen	0.17	84
Carbon Monoxide	0.017	Not Detected
Methane	0.00017	0.000020 J
Carbon Dioxide	0.017	7.7
Ethane	0.0017	Not Detected
Ethene	0.0017	Not Detected
Helium	0.084	Not Detected

J = Estimated value.

Container Type: 1 Liter Summa Canister

Air Toxics LTD.
Laboratory Services Since 1989

Client Sample ID: VMP-21-5-012312

Lab ID#: 1201418B-04A

NATURAL GAS ANALYSIS BY MODIFIED ASTM D-1946

File Name:	**9012609**	**Date of Collection:**	**1/23/12 2:45:00 PM**
Dil. Factor:	**1.75**	**Date of Analysis:**	**1/26/12 01:18 PM**

Compound	**Rpt. Limit (%)**	**Amount (%)**
Oxygen	0.18	21
Nitrogen	0.18	78
Carbon Monoxide	0.018	Not Detected
Methane	0.00018	0.000039 J
Carbon Dioxide	0.018	1.4
Ethane	0.0018	Not Detected
Ethene	0.0018	Not Detected
Helium	0.088	Not Detected

J = Estimated value.

Container Type: 1 Liter Summa Canister

Air Toxics LTD.
Laboratory Services Since 1989

Client Sample ID: VMP-21-5-012312-DUP

Lab ID#: 1201418B-05A

NATURAL GAS ANALYSIS BY MODIFIED ASTM D-1946

File Name:	9012610	Date of Collection:	1/23/12 2:55:00 PM
Dil. Factor:	1.61	Date of Analysis:	1/26/12 01:43 PM

Compound	Rpt. Limit (%)	Amount (%)
Oxygen	0.16	21
Nitrogen	0.16	78
Carbon Monoxide	0.016	Not Detected
Methane	0.00016	0.000033 J
Carbon Dioxide	0.016	1.4
Ethane	0.0016	Not Detected
Ethene	0.0016	Not Detected
Helium	0.080	Not Detected

J = Estimated value.

Container Type: 1 Liter Summa Canister

Air Toxics LTD.
Laboratory Services Since 1989

Client Sample ID: VMP-21-10-012312

Lab ID#: 1201418B-06A

NATURAL GAS ANALYSIS BY MODIFIED ASTM D-1946

File Name:	**9012611**	**Date of Collection:**	**1/23/12 3:40:00 PM**
Dil. Factor:	**1.75**	**Date of Analysis:**	**1/26/12 02:08 PM**

Compound	Rpt. Limit (%)	Amount (%)
Oxygen	0.18	17
Nitrogen	0.18	78
Carbon Monoxide	0.018	Not Detected
Methane	0.00018	0.000031 J
Carbon Dioxide	0.018	4.7
Ethane	0.0018	Not Detected
Ethene	0.0018	Not Detected
Helium	0.088	Not Detected

J = Estimated value.

Container Type: 1 Liter Summa Canister

Air Toxics LTD.
Laboratory Services Since 1989

Client Sample ID: VMP-8-5-0I2312

Lab ID#: 1201418B-07A

NATURAL GAS ANALYSIS BY MODIFIED ASTM D-1946

File Name:	9012612	Date of Collection:	1/23/12 10:51:00 AM
Dil. Factor:	1.91	Date of Analysis:	1/26/12 02:36 PM

Compound	Rpt. Limit (%)	Amount (%)
Oxygen	0.19	21
Nitrogen	0.19	77
Carbon Monoxide	0.019	Not Detected
Methane	0.00019	0.00024
Carbon Dioxide	0.019	1.1
Ethane	0.0019	Not Detected
Ethene	0.0019	Not Detected
Helium	0.096	0.46

Container Type: 1 Liter Summa Canister

Air Toxics LTD.
Laboratory Services Since 1989

Client Sample ID: VMP-8-9.5-012312

Lab ID#: I201418B-08A

NATURAL GAS ANALYSIS BY MODIFIED ASTM D-1946

File Name:	9012613	Date of Collection:	1/23/12 12:01:00 PM
Dil. Factor:	1.83	Date of Analysis:	1/26/12 03:00 PM

Compound	Rpt. Limit (%)	Amount (%)
Oxygen	0.18	16
Nitrogen	0.18	78
Carbon Monoxide	0.018	Not Detected
Methane	0.00018	0.000047 J
Carbon Dioxide	0.018	6.2
Ethane	0.0018	Not Detected
Ethene	0.0018	Not Detected
Helium	0.092	Not Detected

J = Estimated value.

Container Type: 1 Liter Summa Canister

Air Toxics LTD.
Laboratory Services Since 1989

Client Sample ID: VMP-8-23.5-012312

Lab ID#: 1201418B-09A

NATURAL GAS ANALYSIS BY MODIFIED ASTM D-1946

File Name:	**9012614**	**Date of Collection:**	**1/23/12 2:05:00 PM**
Dil. Factor:	**1.91**	**Date of Analysis:**	**1/26/12 03:35 PM**

Compound	**Rpt. Limit (%)**	**Amount (%)**
Oxygen	0.19	15
Nitrogen	0.19	77
Carbon Monoxide	0.019	Not Detected
Methane	0.00019	0.00029
Carbon Dioxide	0.019	7.6
Ethane	0.0019	Not Detected
Ethene	0.0019	Not Detected
Helium	0.096	Not Detected

Container Type: 1 Liter Summa Canister

Air Toxics LTD.
Laboratory Services Since 1989

Client Sample ID: VMP-18-8.5-012312

Lab ID#: 1201418B-10A

NATURAL GAS ANALYSIS BY MODIFIED ASTM D-1946

File Name:	9012615	Date of Collection:	1/23/12 3:37:00 PM
Dil. Factor:	1.75	Date of Analysis:	1/26/12 04:14 PM

Compound	Rpt. Limit (%)	Amount (%)
Oxygen	0.18	17
Nitrogen	0.18	78
Carbon Monoxide	0.018	Not Detected
Methane	0.00018	0.000022 J
Carbon Dioxide	0.018	5.1
Ethane	0.0018	Not Detected
Ethene	0.0018	Not Detected
Helium	0.088	0.010 J

J = Estimated value.

Container Type: 1 Liter Summa Canister

Air Toxics LTD.
Laboratory Services Since 1989

Client Sample ID: VMP-22-5-012412

Lab ID#: 1201418B-11A

NATURAL GAS ANALYSIS BY MODIFIED ASTM D-1946

File Name:	**9012616**	**Date of Collection:**	**1/24/12 11:37:00 AM**
Dil. Factor:	**1.68**	**Date of Analysis:**	**1/26/12 04:50 PM**

Compound	**Rpt. Limit (%)**	**Amount (%)**
Oxygen	0.17	20
Nitrogen	0.17	79
Carbon Monoxide	0.017	Not Detected
Methane	0.00017	0.000062 J
Carbon Dioxide	0.017	0.70
Ethane	0.0017	Not Detected
Ethene	0.0017	Not Detected
Helium	0.084	Not Detected

J = Estimated value.

Container Type: 1 Liter Summa Canister

Air Toxics LTD.
Laboratory Services Since 1989

Client Sample ID: VMP-22-10-012412

Lab ID#: 1201418B-12A

NATURAL GAS ANALYSIS BY MODIFIED ASTM D-1946

File Name:	9012617	Date of Collection:	1/24/12 2:26:00 PM
Dil. Factor:	1.75	Date of Analysis:	1/26/12 05:27 PM

Compound	Rpt. Limit (%)	Amount (%)
Oxygen	0.18	21
Nitrogen	0.18	77
Carbon Monoxide	0.018	Not Detected
Methane	0.00018	0.000016 J
Carbon Dioxide	0.018	2.2
Ethane	0.0018	Not Detected
Ethene	0.0018	Not Detected
Helium	0.088	0.0065 J

J = Estimated value.

Container Type: 1 Liter Summa Canister

Air Toxics LTD.
Laboratory Services Since 1989

Client Sample ID: Lab Blank

Lab ID#: 1201418B-13A

NATURAL GAS ANALYSIS BY MODIFIED ASTM D-1946

File Name:	**9012604a**	**Date of Collection: NA**	
Dil. Factor:	**1.00**	**Date of Analysis: 1/26/12 09:20 AM**	

Compound	**Rpt. Limit (%)**	**Amount (%)**
Oxygen	0.10	Not Detected
Nitrogen	0.10	0.033 J
Carbon Monoxide	0.010	Not Detected
Methane	0.00010	Not Detected
Carbon Dioxide	0.010	Not Detected
Ethane	0.0010	Not Detected
Ethene	0.0010	Not Detected

J = Estimated value.

Container Type: NA - Not Applicable

Air Toxics LTD.
Laboratory Services Since 1989

Client Sample ID: Lab Blank

Lab ID#: 1201418B-13B

NATURAL GAS ANALYSIS BY MODIFIED ASTM D-1946

File Name:	9012603b	Date of Collection: NA	
Dil. Factor:	1.00	Date of Analysis: 1/26/12 08:55 AM	

Compound	Rpt. Limit (%)	Amount (%)
Helium	0.050	Not Detected

Container Type: NA - Not Applicable

Air Toxics LTD.
Laboratory Services Since 1989

Client Sample ID: LCS

Lab ID#: 1201418B-14A

NATURAL GAS ANALYSIS BY MODIFIED ASTM D-1946

File Name:	9012602	Date of Collection: NA
Dil. Factor:	1.00	Date of Analysis: 1/26/12 08:28 AM

Compound	%Recovery
Oxygen	100
Nitrogen	101
Carbon Monoxide	100
Methane	100
Carbon Dioxide	100
Ethane	103
Ethene	101
Helium	92

Container Type: NA - Not Applicable

Air Toxics LTD.
Laboratory Services Since 1989

Client Sample ID: LCSD

Lab ID#: 1201418B-14AA

NATURAL GAS ANALYSIS BY MODIFIED ASTM D-1946

File Name:	9012626	Date of Collection: NA	
Dil. Factor:	1.00	Date of Analysis: 1/26/12 09:50 PM	

Compound	%Recovery
Oxygen	100
Nitrogen	101
Carbon Monoxide	100
Methane	100
Carbon Dioxide	100
Ethane	103
Ethene	101
Helium	94

Container Type: NA - Not Applicable

Roxana Soil Vapor Quarterly – 1st Quarter 2012 Data Review

Laboratory SDG: 1201421A, B

Data Reviewer: Melissa Mansker

Peer Reviewer: Elizabeth Kunkel

Date Reviewed: 2/9/2012

Guidance: USEPA National Functional Guidelines for Superfund Organic Methods Data Review 2008

Sample Identification	Sample Identification
VMP-12-5-012412	VMP-12-11.5-012412
VMP-12-25-012412	VMP-12-25-012412-DUP
VMP-12-39-012412	VMP-21-25-012412
VMP-21-33-012412	VMP-22-18-012412

1.0 Data Package Completeness

Were all items delivered as specified in the QAPP and COC as appropriate?

Yes

2.0 Laboratory Case Narrative \ Cooler Receipt Form

Were problems noted in the laboratory case narrative or cooler receipt form?

Yes, the laboratory case narrative indicated samples VMP-12-11.5-012412, VMP-12-25-012412, VMP-12-25-012412-DUP, VMP-12-39-012412 and VMP-21-33-012412 were diluted due to high levels of target analytes. Samples VMP-12-11.5-012412 and VMP-12-25-012412 were diluted and re-analyzed to bring the highest level target analytes within the calibration range of the instrument. Results for the highest level target analytes were reported from the re-analysis runs and the remaining compounds were reported from the original analyses. TO-15 surrogate recoveries for samples VMP-12-25-012412, VMP-21-33-012412, and VMP-22-18-012412 were outside evaluation criteria. Although not indicated in the laboratory case narrative, analytes were detected in the method blank. The compound oxygen was qualified due to field duplicate RPD outside evaluation criteria in field duplicate pair, VMP-12-25-012412/VMP-12-25-012412-DUP. These issues are addressed further in the appropriate sections below.

No issues or discrepancies were noted in the cooler receipt form.

3.0 Holding Times

Were samples extracted/analyzed within applicable limits?

Yes

4.0 Blank Contamination

Were any analytes detected in the Blanks?

Yes

Blank ID	Parameter	Analyte	Concentration/ Amount
1201421A-09A	TO-15	Ethanol	9.2 ppbv /17 µg/m^3
1201421A-09A	TO-15	Acetone	2.5 ppbv /6.0 µg/m^3
1201421B-09A	Natural gases	Nitrogen	0.048 %

Qualifications due to blank contamination are included in the table below. Analytical data that were reported non-detect or at concentrations greater than five times (5X) the associated blank concentration did not require qualification.

Sample ID	Parameter	Analyte	New Reporting Limit (RL)	Qualification
VMP-12-5-012412	TO-15	Ethanol	-	**U**
VMP-12-5-012412	TO-15	Acetone	-	**U**
VMP-21-25-012412	TO-15	Ethanol	-	**U**
VMP-21-25-012412	TO-15	Acetone	-	**U**
VMP-22-18-012412	TO-15	Acetone	-	**U**

5.0 Laboratory Control Sample

Were LCS recoveries within evaluation criteria?

Yes

6.0 Surrogate Recoveries

Were surrogate recoveries within evaluation criteria?

No

Sample ID	Parameter	Surrogate	Recovery	Criteria
VMP-12-25-012412 Run B	TO-15	1,2-Dichloroethane-d_4	**145**	70-130
VMP-21-33-012412	TO-15	1,2-Dichloroethane-d_4	**134**	70-130
VMP-22-18-012412	TO-15	1,2-Dichloroethane-d_4	**132**	70-130

Analytical data that required qualification based on surrogate data are in included in the table below. Analytical data reported as non-detect and associated with surrogate recoveries above evaluation criteria, indicating a possible high bias, did not require qualification.

Sample ID	Parameter	Analyte	Qualification
VMP-12-25-012412	TO-15	Hexane	**J**
VMP-12-25-012412	TO-15	Cyclohexane	**J**
VMP-12-25-012412	TO-15	2,2,4-Trimethylpentane	**J**
VMP-12-25-012412	TO-15	Toluene	**J**
VMP-12-25-012412	TO-15	Cumene	**J**
VMP-21-33-012412	TO-15	Hexane	**J**
VMP-21-33-012412	TO-15	Cyclohexane	**J**
VMP-21-33-012412	TO-15	2,2,4-Trimethylpentane	**J**
VMP-21-33-012412	TO-15	Benzene	**J**

Sample ID	Parameter	Analyte	Qualification
VMP-21-33-012412	TO-15	Toluene	**J**
VMP-21-33-012412	TO-15	Butane	**J**
VMP-21-33-012412	TO-15	Isopentane	**J**
VMP-22-18-012412	TO-15	2-Propanol	**J**
VMP-22-18-012412	TO-15	2,2,4-Trimethylpentane	**J**
VMP-22-18-012412	TO-15	Benzene	**J**
VMP-22-18-012412	TO-15	Butane	**J**
VMP-22-18-012412	TO-15	Isopentane	**J**

7.0 Matrix Spike and Matrix Spike Duplicate Recoveries

Were MS/MSD samples analyzed as part of this SDG?

MS/MSD samples are not applicable for vapor samples, due to the inability to spike the samples.

8.0 Laboratory Duplicate Results

Were laboratory duplicate samples collected as part of this SDG?

No

9.0 Field Duplicate Results

Were field duplicate samples collected as part of this SDG?

Yes

Field ID	Field Duplicate ID
VMP-12-25-012412	VMP-12-25-012412-DUP

Were field duplicate sample RPDs within evaluation criteria?

No

Field ID	Field Duplicate ID	Parameter	Analyte	RPD	Qualification
VMP-12-25-012412	VMP-12-25-012412-DUP	Natural gases	Oxygen	**32**	**J/J**

10.0 Sample Dilutions

For samples that were diluted and nondetect, were undiluted results also reported?

Not applicable; analytes were detected in samples that were diluted.

11.0 Additional Qualifications

Were additional qualifications applied?

No

Air Toxics LTD.
Laboratory Services Since 1989

2/6/2012
Ms. Elizabeth Kunkel
URS Corporation
1001 Highlands Plaza Dr. West
Suite 300
St. Louis MO 63110

Project Name: Roxana Soil Vapor
Project #: 21562735.00011
Workorder #: 1201421A

Dear Ms. Elizabeth Kunkel

The following report includes the data for the above referenced project for sample(s) received on 1/25/2012 at Air Toxics Ltd.

The data and associated QC analyzed by Modified TO-15 are compliant with the project requirements or laboratory criteria with the exception of the deviations noted in the attached case narrative.

Thank you for choosing Air Toxics Ltd. for your air analysis needs. Air Toxics Ltd. is committed to providing accurate data of the highest quality. Please feel free to contact the Project Manager: Kelly Buettner at 916-985-1000 if you have any questions regarding the data in this report.

Regards,

Kelly Buettner

Kelly Buettner
Project Manager

Reviewed on 2/9/2012

Air Toxics LTD.
Laboratory Services Since 1989

WORK ORDER #: 1201421A

Work Order Summary

CLIENT:	Ms. Elizabeth Kunkel URS Corporation 1001 Highlands Plaza Dr. West Suite 300 St. Louis, MO 63110	**BILL TO:**	Accounts Payable Austin URS Corporation P.O. BOX 203970 Austin, TX 78720-1088
PHONE:	314-743-4179	**P.O. #**	21562593.00009
FAX:		**PROJECT #**	21562735.00011 Roxana Soil Vapor
DATE RECEIVED:	01/25/2012	**CONTACT:**	Kelly Buettner
DATE COMPLETED:	02/06/2012		

FRACTION #	NAME	TEST	RECEIPT VAC./PRES.	FINAL PRESSURE
01A	VMP-12-5-012412	Modified TO-15	8.0 "Hg	5 psi
02A	VMP-12-11.5-012412	Modified TO-15	6.0 "Hg	5 psi
02B	VMP-12-11.5-012412	Modified TO-15	6.0 "Hg	5 psi
03A	VMP-12-25-012412	Modified TO-15	6.0 "Hg	5 psi
03B	VMP-12-25-012412	Modified TO-15	6.0 "Hg	5 psi
04A	VMP-12-25-012412-DUP	Modified TO-15	7.0 "Hg	5 psi
05A	VMP-12-39-012412	Modified TO-15	7.0 "Hg	5 psi
06A	VMP-21-25-012412	Modified TO-15	5.0 "Hg	5 psi
07A	VMP-21-33-012412	Modified TO-15	5.5 "Hg	5 psi
08A	VMP-22-18-012412	Modified TO-15	6.0 "Hg	5 psi
09A	Lab Blank	Modified TO-15	NA	NA
10A	CCV	Modified TO-15	NA	NA
11A	LCS	Modified TO-15	NA	NA
11AA	LCSD	Modified TO-15	NA	NA

CERTIFIED BY: _____ DATE: 02/06/12

Laboratory Director

Certfication numbers: AZ Licensure AZ0719, CA NELAP - 02110CA, LA NELAP - 02089, NY NELAP - 11291, TX NELAP - T104704434-11-3, UT NELAP -CA009332011-1, WA NELAP - C935
Name of Accrediting Agency: NELAP/Florida Department of Health, Scope of Application: Clean Air Act, Accreditation number: E87680, Effective date: 07/01/11 , Expiration date: 06/30/12.
Air Toxics Ltd. certifies that the test results contained in this report meet all requirements of the NELAC standards

This report shall not be reproduced, except in full, without the written approval of Air Toxics Ltd.

180 BLUE RAVINE ROAD, SUITE B FOLSOM, CA - 95630
(916) 985-1000 . (800) 985-5955 . FAX (916) 985-1020

Air Toxics LTD.
Laboratory Services Since 1989

LABORATORY NARRATIVE
EPA Method TO-15
URS Corporation
Workorder# 1201421A

Eight 1 Liter Summa Canister samples were received on January 25, 2012. The laboratory performed analysis via EPA Method TO-15 using GC/MS in the full scan mode.

This workorder was independently validated prior to submittal using 'USEPA National Functional Guidelines' as generally applied to the analysis of volatile organic compounds in air. A rules-based, logic driven, independent validation engine was employed to assess completeness, evaluate pass/fail of relevant project quality control requirements and verification of all quantified amounts.

Receiving Notes

There were no receiving discrepancies.

Analytical Notes

As per client project requirements, the laboratory has reported estimated values for target compound hits that are below the Reporting Limit but greater than the Method Detection Limit. Concentrations that are below the level at which the canister was certified may be false positives.

Dilution was performed on samples VMP-12-11.5-012412, VMP-12-25-012412, VMP-12-25-012412-DUP, VMP-12-39-012412, and VMP-21-33-012412 due to the presence of high level target species.

Due to high-level target compounds, samples VMP-12-11.5-012412 and VMP-12-25-012412 were analyzed twice. In the "A" fraction, the sample was diluted to bring the highest-level compounds within the calibration range. The "B" fraction is also reported by client request and may be reported with "E" flags indicating the compound exceeds the calibration range. Both runs and associated QC are reported.

The recovery of surrogate 1,2-Dichloroethane-d4 in samples VMP-12-25-012412 "B" fraction, VMP-21-33-012412, and VMP-22-18-012412 was outside laboratory control limits due to high level hydrocarbon matrix interference. The surrogate recovery is flagged.

Definition of Data Qualifying Flags

Eight qualifiers may have been used on the data analysis sheets and indicates as follows:

B - Compound present in laboratory blank greater than reporting limit (background subtraction not performed).
J - Estimated value.
E - Exceeds instrument calibration range.
S - Saturated peak.
Q - Exceeds quality control limits.
U - Compound analyzed for but not detected above the reporting limit.
UJ- Non-detected compound associated with low bias in the CCV and/or LCS.
N - The identification is based on presumptive evidence.

File extensions may have been used on the data analysis sheets and indicates as follows:

a-File was requantified
b-File was quantified by a second column and detector
r1-File was requantified for the purpose of reissue

Air Toxics LTD.
Laboratory Services Since 1989

Summary of Detected Compounds
EPA METHOD TO-15 GC/MS

Client Sample ID: VMP-12-5-012412

Lab ID#: 1201421A-01A

Compound	Rpt. Limit (ppbv)	Amount (ppbv)	Rpt. Limit (ug/m3)	Amount (ug/m3)
Ethanol	37	~~19 J~~ U	69	~~36 J~~ U
Acetone	37	~~4.8 J~~ U	87	~~11 J~~ U
2-Propanol	37	7.6 J	90	19 J
Methylene Chloride	9.2	3.1 J	32	11 J
Hexane	9.2	990	32	3500
Cyclohexane	9.2	280	31	950
2,2,4-Trimethylpentane	9.2	620	43	2900
Benzene	9.2	2100	29	6800
Heptane	9.2	97	37	400
4-Methyl-2-pentanone	9.2	19	37	80
Toluene	9.2	4.2 J	34	16 J
Ethyl Benzene	9.2	0.82 J	40	3.6 J
m,p-Xylene	9.2	3.0 J	40	13 J
Cumene	9.2	1.3 J	45	6.2 J
4-Ethyltoluene	9.2	1.6 J	45	7.8 J
1,2,4-Trimethylbenzene	37	2.3 J	180	11 J
Butane	37	1300	87	3000
Isopentane	37	4100	110	12000

Client Sample ID: VMP-12-11.5-012412 DF = 42.0

Lab ID#: 1201421A-02A * use these results only. All other data was reported using the 21.0X dilution analysis.

Compound	Rpt. Limit (ppbv)	Amount (ppbv)	Rpt. Limit (ug/m3)	Amount (ug/m3)
Hexane	210	470	740	1700
Cyclohexane	210	750	720	2600
2,2,4-Trimethylpentane	210	13000	980	60000
Benzene	210	1200	670	4000
Toluene	210	58 J	790	220 J
Butane	840	41000	2000	96000
* Isopentane	840	140000	2500	410000

Air Toxics LTD.
Laboratory Services Since 1989

Summary of Detected Compounds
EPA METHOD TO-15 GC/MS

Client Sample ID: VMP-12-11.5-012412 DF=21.0

Lab ID#: 1201421A-02B * Do not use this data. Use all other data.

Compound	Rpt. Limit (ppbv)	Amount (ppbv)	Rpt. Limit (ug/m3)	Amount (ug/m3)
Methylene Chloride	100	28 J	360	96 J
Hexane	100	440	370	1600
Cyclohexane	100	810	360	2800
2,2,4-Trimethylpentane	100	14000	490	64000
Benzene	100	1300	340	4100
Toluene	100	55 J	400	210 J
m,p-Xylene	100	29 J	460	130 J
Butane	420	43000	1000	100000
* ~~Isopentane~~	~~420~~	~~150000 E~~	~~1200~~	~~430000 E~~

Client Sample ID: VMP-12-25-012412 DF=1680

Lab ID#: 1201421A-03A * Use these results only. All other data was reported from the 240x dilution analysis.

Compound	Rpt. Limit (ppbv)	Amount (ppbv)	Rpt. Limit (ug/m3)	Amount (ug/m3)
Acetone	34000	6600 J	80000	16000 J
Methylene Chloride	8400	4300 J	29000	15000 J
Hexane	8400	10000	30000	37000
Cyclohexane	8400	110000	29000	390000
2,2,4-Trimethylpentane	8400	240000	39000	1100000
* Benzene	8400	1600000	27000	5100000
Toluene	8400	1700 J	32000	6500 J
Butane	34000	1400000	80000	3200000
* Isopentane	34000	4000000	99000	12000000

Client Sample ID: VMP-12-25-012412 DF=240

Lab ID#: 1201421A-03B * Do not use this data. Use all other data.

Compound	Rpt. Limit (ppbv)	Amount (ppbv)	Rpt. Limit (ug/m3)	Amount (ug/m3)
Hexane	1200	11000 J	4200	40000 J
Cyclohexane	1200	130000 J	4100	460000 J
2,2,4-Trimethylpentane	1200	270000 J	5600	1200000 J

Air Toxics LTD.
Laboratory Services Since 1989

Summary of Detected Compounds
EPA METHOD TO-15 GC/MS

Client Sample ID: VMP-12-25-012412

Lab ID#: 1201421A-03B

~~Benzene~~	~~1200~~	~~1600000 E~~	~~3800~~	~~5200000 E~~
Toluene	1200	250 J J	4500	960 J J
Cumene	1200	160 J J	5900	770 J J
~~Butane~~	~~4800~~	~~1700000 E~~	~~11000~~	~~4100000 E~~
~~Isopentane~~	~~4800~~	~~4500000 E~~	~~14000~~	~~13000000 E~~

Client Sample ID: VMP-12-25-012412-DUP

Lab ID#: 1201421A-04A

Compound	Rpt. Limit (ppbv)	Amount (ppbv)	Rpt. Limit (ug/m3)	Amount (ug/m3)
Acetone	35000	3100 J	83000	7300 J
Methylene Chloride	8800	1700 J	30000	5800 J
Hexane	8800	10000	31000	36000
Cyclohexane	8800	120000	30000	410000
2,2,4-Trimethylpentane	8800	250000	41000	1200000
Benzene	8800	1700000	28000	5400000
Butane	35000	1400000	83000	3300000
Isopentane	35000	4000000	100000	12000000

Client Sample ID: VMP-12-39-012412

Lab ID#: 1201421A-05A

Compound	Rpt. Limit (ppbv)	Amount (ppbv)	Rpt. Limit (ug/m3)	Amount (ug/m3)
Methylene Chloride	8800	1800 J	30000	6400 J
Hexane	8800	550000	31000	1900000
Cyclohexane	8800	160000	30000	560000
2,2,4-Trimethylpentane	8800	260000	41000	1200000
Benzene	8800	1700000	28000	5400000
Heptane	8800	69000	36000	280000
Toluene	8800	1500 J	33000	5700 J
Ethyl Benzene	8800	820 J	38000	3500 J
Butane	35000	1400000	83000	3300000
Isopentane	35000	3900000	100000	12000000

Air Toxics LTD.
Laboratory Services Since 1989

Summary of Detected Compounds
EPA METHOD TO-15 GC/MS

Client Sample ID: VMP-21-25-012412

Lab ID#: 1201421A-06A

Compound	Rpt. Limit (ppbv)	Amount (ppbv)	Rpt. Limit (ug/m3)	Amount (ug/m3)
Ethanol	46	~~9.6 J~~ U	87	~~18 J~~ U
Acetone	46	~~7.0 J~~ U	110	~~17 J~~ U
Cyclohexane	12	1.7 J	40	5.7 J
2,2,4-Trimethylpentane	12	3400	54	16000
Benzene	12	8.5 J	37	27 J
Butane	46	20 J	110	47 J
Isopentane	46	120	140	350

Client Sample ID: VMP-21-33-012412

Lab ID#: 1201421A-07A

Compound	Rpt. Limit (ppbv)	Amount (ppbv)	Rpt. Limit (ug/m3)	Amount (ug/m3)
Hexane	27	180 J	96	620 J
Cyclohexane	27	110 J	94	380 J
2,2,4-Trimethylpentane	27	12000 J	130	54000 J
Benzene	27	42 J	87	130 J
Toluene	27	8.8 J J	100	33 J J
Butane	110	200 J	260	480 J
Isopentane	110	1300 J	320	3900 J

Client Sample ID: VMP-22-18-012412

Lab ID#: 1201421A-08A

Compound	Rpt. Limit (ppbv)	Amount (ppbv)	Rpt. Limit (ug/m3)	Amount (ug/m3)
Acetone	34	~~5.8 J~~ U	80	~~14 J~~ U
2-Propanol	34	12 J J	82	29 J J
2,2,4-Trimethylpentane	8.4	3600 J	39	17000 J
Benzene	8.4	3.7 J J	27	12 J J
Butane	34	19 J J	80	45 J J
Isopentane	34	120 J	99	340 J

Air Toxics LTD.
Laboratory Services Since 1989

Client Sample ID: VMP-12-5-012412

Lab ID#: 1201421A-01A

EPA METHOD TO-15 GC/MS

File Name:	14013012	Date of Collection:	1/24/12 11:17:00 AM
Dil. Factor:	1.83	Date of Analysis:	1/30/12 10:47 PM

Compound	Rpt. Limit (ppbv)	Amount (ppbv)	Rpt. Limit (ug/m3)	Amount (ug/m3)
Freon 12	9.2	Not Detected	45	Not Detected
Freon 114	9.2	Not Detected	64	Not Detected
Chloromethane	37	Not Detected	76	Not Detected
Vinyl Chloride	9.2	Not Detected	23	Not Detected
1,3-Butadiene	9.2	Not Detected	20	Not Detected
Bromomethane	9.2	Not Detected	36	Not Detected
Chloroethane	37	Not Detected	96	Not Detected
Freon 11	9.2	Not Detected	51	Not Detected
Ethanol	37	~~19 J~~ U	69	~~36 J~~ U
Freon 113	9.2	Not Detected	70	Not Detected
1,1-Dichloroethene	9.2	Not Detected	36	Not Detected
Acetone	37	~~4.8 J~~ U	87	~~11 J~~ U
2-Propanol	37	7.6 J	90	19 J
Carbon Disulfide	9.2	Not Detected	28	Not Detected
3-Chloropropene	37	Not Detected	110	Not Detected
Methylene Chloride	9.2	3.1 J	32	11 J
Methyl tert-butyl ether	9.2	Not Detected	33	Not Detected
trans-1,2-Dichloroethene	9.2	Not Detected	36	Not Detected
Hexane	9.2	990	32	3500
1,1-Dichloroethane	9.2	Not Detected	37	Not Detected
2-Butanone (Methyl Ethyl Ketone)	37	Not Detected	110	Not Detected
cis-1,2-Dichloroethene	9.2	Not Detected	36	Not Detected
Tetrahydrofuran	9.2	Not Detected	27	Not Detected
Chloroform	9.2	Not Detected	45	Not Detected
1,1,1-Trichloroethane	9.2	Not Detected	50	Not Detected
Cyclohexane	9.2	280	31	950
Carbon Tetrachloride	9.2	Not Detected	58	Not Detected
2,2,4-Trimethylpentane	9.2	620	43	2900
Benzene	9.2	2100	29	6800
1,2-Dichloroethane	9.2	Not Detected	37	Not Detected
Heptane	9.2	97	37	400
Trichloroethene	9.2	Not Detected	49	Not Detected
1,2-Dichloropropane	9.2	Not Detected	42	Not Detected
1,4-Dioxane	37	Not Detected	130	Not Detected
Bromodichloromethane	9.2	Not Detected	61	Not Detected
cis-1,3-Dichloropropene	9.2	Not Detected	42	Not Detected
4-Methyl-2-pentanone	9.2	19	37	80
Toluene	9.2	4.2 J	34	16 J
trans-1,3-Dichloropropene	9.2	Not Detected	42	Not Detected
1,1,2-Trichloroethane	9.2	Not Detected	50	Not Detected
Tetrachloroethene	9.2	Not Detected	62	Not Detected

Air Toxics LTD.
Laboratory Services Since 1989

Client Sample ID: VMP-12-5-012412

Lab ID#: 1201421A-01A

EPA METHOD TO-15 GC/MS

File Name:	**14013012**	**Date of Collection:**	**1/24/12 11:17:00 AM**
Dil. Factor:	**1.83**	**Date of Analysis:**	**1/30/12 10:47 PM**

Compound	Rpt. Limit (ppbv)	Amount (ppbv)	Rpt. Limit (ug/m3)	Amount (ug/m3)
2-Hexanone	37	Not Detected	150	Not Detected
Dibromochloromethane	9.2	Not Detected	78	Not Detected
1,2-Dibromoethane (EDB)	9.2	Not Detected	70	Not Detected
Chlorobenzene	9.2	Not Detected	42	Not Detected
Ethyl Benzene	9.2	0.82 J	40	3.6 J
m,p-Xylene	9.2	3.0 J	40	13 J
o-Xylene	9.2	Not Detected	40	Not Detected
Styrene	9.2	Not Detected	39	Not Detected
Bromoform	37	Not Detected	380	Not Detected
Cumene	9.2	1.3 J	45	6.2 J
1,1,2,2-Tetrachloroethane	9.2	Not Detected	63	Not Detected
Propylbenzene	9.2	Not Detected	45	Not Detected
4-Ethyltoluene	9.2	1.6 J	45	7.8 J
1,3,5-Trimethylbenzene	9.2	Not Detected	45	Not Detected
1,2,4-Trimethylbenzene	37	2.3 J	180	11 J
1,3-Dichlorobenzene	9.2	Not Detected	55	Not Detected
1,4-Dichlorobenzene	9.2	Not Detected	55	Not Detected
alpha-Chlorotoluene	37	Not Detected	190	Not Detected
1,2-Dichlorobenzene	9.2	Not Detected	55	Not Detected
1,2,4-Trichlorobenzene	37	Not Detected	270	Not Detected
Hexachlorobutadiene	37	Not Detected	390	Not Detected
Butane	37	1300	87	3000
Isopentane	37	4100	110	12000

J = Estimated value.

Container Type: 1 Liter Summa Canister

Surrogates	%Recovery	Method Limits
1,2-Dichloroethane-d4	129	70-130
Toluene-d8	102	70-130
4-Bromofluorobenzene	92	70-130

Air Toxics LTD.
Laboratory Services Since 1989

*Use these results only. All other data was reported from the 21.0x dilution analysis.

Client Sample ID: VMP-12-11.5-012412

Lab ID#: I201421A-02A

EPA METHOD TO-15 GC/MS

File Name:	14013014	Date of Collection:	1/24/12 1:55:00 PM
Dil. Factor:	42.0	Date of Analysis:	1/31/12 08:04 AM

Compound	Rpt. Limit (ppbv)	Amount (ppbv)	Rpt. Limit (ug/m3)	Amount (ug/m3)
Freon 12	210	Not Detected	1000	Not Detected
Freon 114	210	Not Detected	1500	Not Detected
Chloromethane	840	Not Detected	1700	Not Detected
Vinyl Chloride	210	Not Detected	540	Not Detected
1,3-Butadiene	210	Not Detected	460	Not Detected
Bromomethane	210	Not Detected	820	Not Detected
Chloroethane	840	Not Detected	2200	Not Detected
Freon 11	210	Not Detected	1200	Not Detected
Ethanol	840	Not Detected	1600	Not Detected
Freon 113	210	Not Detected	1600	Not Detected
1,1-Dichloroethene	210	Not Detected	830	Not Detected
Acetone	840	Not Detected	2000	Not Detected
2-Propanol	840	Not Detected	2100	Not Detected
Carbon Disulfide	210	Not Detected	650	Not Detected
3-Chloropropene	840	Not Detected	2600	Not Detected
Methylene Chloride	210	Not Detected	730	Not Detected
Methyl tert-butyl ether	210	Not Detected	760	Not Detected
trans-1,2-Dichloroethene	210	Not Detected	830	Not Detected
Hexane	210	470	740	1700
1,1-Dichloroethane	210	Not Detected	850	Not Detected
2-Butanone (Methyl Ethyl Ketone)	840	Not Detected	2500	Not Detected
cis-1,2-Dichloroethene	210	Not Detected	830	Not Detected
Tetrahydrofuran	210	Not Detected	620	Not Detected
Chloroform	210	Not Detected	1000	Not Detected
1,1,1-Trichloroethane	210	Not Detected	1100	Not Detected
Cyclohexane	210	750	720	2600
Carbon Tetrachloride	210	Not Detected	1300	Not Detected
2,2,4-Trimethylpentane	210	13000	980	60000
Benzene	210	1200	670	4000
1,2-Dichloroethane	210	Not Detected	850	Not Detected
Heptane	210	Not Detected	860	Not Detected
Trichloroethene	210	Not Detected	1100	Not Detected
1,2-Dichloropropane	210	Not Detected	970	Not Detected
1,4-Dioxane	840	Not Detected	3000	Not Detected
Bromodichloromethane	210	Not Detected	1400	Not Detected
cis-1,3-Dichloropropene	210	Not Detected	950	Not Detected
4-Methyl-2-pentanone	210	Not Detected	860	Not Detected
Toluene	210	58 J	790	220 J
trans-1,3-Dichloropropene	210	Not Detected	950	Not Detected
1,1,2-Trichloroethane	210	Not Detected	1100	Not Detected
Tetrachloroethene	210	Not Detected	1400	Not Detected

Air Toxics LTD.
Laboratory Services Since 1989

Client Sample ID: VMP-12-11.5-012412

Lab ID#: 1201421A-02A

EPA METHOD TO-15 GC/MS

File Name:	**14013014**	**Date of Collection:**	**1/24/12 1:55:00 PM**
Dil. Factor:	**42.0**	**Date of Analysis:**	**1/31/12 08:04 AM**

Compound	Rpt. Limit (ppbv)	Amount (ppbv)	Rpt. Limit (ug/m3)	Amount (ug/m3)
2-Hexanone	840	Not Detected	3400	Not Detected
Dibromochloromethane	210	Not Detected	1800	Not Detected
1,2-Dibromoethane (EDB)	210	Not Detected	1600	Not Detected
Chlorobenzene	210	Not Detected	970	Not Detected
Ethyl Benzene	210	Not Detected	910	Not Detected
m,p-Xylene	210	Not Detected	910	Not Detected
o-Xylene	210	Not Detected	910	Not Detected
Styrene	210	Not Detected	890	Not Detected
Bromoform	840	Not Detected	8700	Not Detected
Cumene	210	Not Detected	1000	Not Detected
1,1,2,2-Tetrachloroethane	210	Not Detected	1400	Not Detected
Propylbenzene	210	Not Detected	1000	Not Detected
4-Ethyltoluene	210	Not Detected	1000	Not Detected
1,3,5-Trimethylbenzene	210	Not Detected	1000	Not Detected
1,2,4-Trimethylbenzene	840	Not Detected	4100	Not Detected
1,3-Dichlorobenzene	210	Not Detected	1300	Not Detected
1,4-Dichlorobenzene	210	Not Detected	1300	Not Detected
alpha-Chlorotoluene	840	Not Detected	4300	Not Detected
1,2-Dichlorobenzene	210	Not Detected	1300	Not Detected
1,2,4-Trichlorobenzene	840	Not Detected	6200	Not Detected
Hexachlorobutadiene	840	Not Detected	9000	Not Detected
Butane	840	41000	2000	96000
* Isopentane	840	140000	2500	410000

J = Estimated value.

Container Type: 1 Liter Summa Canister

Surrogates	%Recovery	Method Limits
1,2-Dichloroethane-d4	126	70-130
Toluene-d8	101	70-130
4-Bromofluorobenzene	92	70-130

Air Toxics LTD. Laboratory Services Since 1989 *Do not use this data. Use all other data.

Client Sample ID: VMP-12-11.5-012412

Lab ID#: 1201421A-02B

EPA METHOD TO-15 GC/MS

File Name:	**14013013**	**Date of Collection:**	**1/24/12 1:55:00 PM**
Dil. Factor:	**21.0**	**Date of Analysis:**	**1/31/12 07:29 AM**

Compound	Rpt. Limit (ppbv)	Amount (ppbv)	Rpt. Limit (ug/m3)	Amount (ug/m3)
Freon 12	100	Not Detected	520	Not Detected
Freon 114	100	Not Detected	730	Not Detected
Chloromethane	420	Not Detected	870	Not Detected
Vinyl Chloride	100	Not Detected	270	Not Detected
1,3-Butadiene	100	Not Detected	230	Not Detected
Bromomethane	100	Not Detected	410	Not Detected
Chloroethane	420	Not Detected	1100	Not Detected
Freon 11	100	Not Detected	590	Not Detected
Ethanol	420	Not Detected	790	Not Detected
Freon 113	100	Not Detected	800	Not Detected
1,1-Dichloroethene	100	Not Detected	420	Not Detected
Acetone	420	Not Detected	1000	Not Detected
2-Propanol	420	Not Detected	1000	Not Detected
Carbon Disulfide	100	Not Detected	330	Not Detected
3-Chloropropene	420	Not Detected	1300	Not Detected
Methylene Chloride	100	28 J	360	96 J
Methyl tert-butyl ether	100	Not Detected	380	Not Detected
trans-1,2-Dichloroethene	100	Not Detected	420	Not Detected
Hexane	100	440	370	1600
1,1-Dichloroethane	100	Not Detected	420	Not Detected
2-Butanone (Methyl Ethyl Ketone)	420	Not Detected	1200	Not Detected
cis-1,2-Dichloroethene	100	Not Detected	420	Not Detected
Tetrahydrofuran	100	Not Detected	310	Not Detected
Chloroform	100	Not Detected	510	Not Detected
1,1,1-Trichloroethane	100	Not Detected	570	Not Detected
Cyclohexane	100	810	360	2800
Carbon Tetrachloride	100	Not Detected	660	Not Detected
2,2,4-Trimethylpentane	100	14000	490	64000
Benzene	100	1300	340	4100
1,2-Dichloroethane	100	Not Detected	420	Not Detected
Heptane	100	Not Detected	430	Not Detected
Trichloroethene	100	Not Detected	560	Not Detected
1,2-Dichloropropane	100	Not Detected	480	Not Detected
1,4-Dioxane	420	Not Detected	1500	Not Detected
Bromodichloromethane	100	Not Detected	700	Not Detected
cis-1,3-Dichloropropene	100	Not Detected	480	Not Detected
4-Methyl-2-pentanone	100	Not Detected	430	Not Detected
Toluene	100	55 J	400	210 J
trans-1,3-Dichloropropene	100	Not Detected	480	Not Detected
1,1,2-Trichloroethane	100	Not Detected	570	Not Detected
Tetrachloroethene	100	Not Detected	710	Not Detected

Air Toxics LTD.
Laboratory Services Since 1989

Client Sample ID: VMP-12-11.5-012412

Lab ID#: 1201421A-02B

EPA METHOD TO-15 GC/MS

File Name:	**14013013**	**Date of Collection:**	**1/24/12 1:55:00 PM**
Dil. Factor:	**21.0**	**Date of Analysis:**	**1/31/12 07:29 AM**

Compound	Rpt. Limit (ppbv)	Amount (ppbv)	Rpt. Limit (ug/m3)	Amount (ug/m3)
2-Hexanone	420	Not Detected	1700	Not Detected
Dibromochloromethane	100	Not Detected	890	Not Detected
1,2-Dibromoethane (EDB)	100	Not Detected	810	Not Detected
Chlorobenzene	100	Not Detected	480	Not Detected
Ethyl Benzene	100	Not Detected	460	Not Detected
m,p-Xylene	100	29 J	460	130 J
o-Xylene	100	Not Detected	460	Not Detected
Styrene	100	Not Detected	450	Not Detected
Bromoform	420	Not Detected	4300	Not Detected
Cumene	100	Not Detected	520	Not Detected
1,1,2,2-Tetrachloroethane	100	Not Detected	720	Not Detected
Propylbenzene	100	Not Detected	520	Not Detected
4-Ethyltoluene	100	Not Detected	520	Not Detected
1,3,5-Trimethylbenzene	100	Not Detected	520	Not Detected
1,2,4-Trimethylbenzene	420	Not Detected	2100	Not Detected
1,3-Dichlorobenzene	100	Not Detected	630	Not Detected
1,4-Dichlorobenzene	100	Not Detected	630	Not Detected
alpha-Chlorotoluene	420	Not Detected	2200	Not Detected
1,2-Dichlorobenzene	100	Not Detected	630	Not Detected
1,2,4-Trichlorobenzene	420	Not Detected	3100	Not Detected
Hexachlorobutadiene	420	Not Detected	4500	Not Detected
Butane	420	43000	1000	100000
* ~~Isopentane~~	~~420~~	~~150000 E~~	~~1200~~	~~430000 E~~

J = Estimated value.
E = Exceeds instrument calibration range.
Container Type: 1 Liter Summa Canister

Surrogates	%Recovery	Method Limits
1,2-Dichloroethane-d4	130	70-130
Toluene-d8	102	70-130
4-Bromofluorobenzene	93	70-130

Air Toxics LTD.
Laboratory Services Since 1989

*Use these results only. All other data was reported from the 240x dilution analysis.

Client Sample ID: VMP-12-25-012412

Lab ID#: 1201421A-03A

EPA METHOD TO-15 GC/MS

File Name:	14013020	Date of Collection:	1/24/12 3:35:00 PM
Dil. Factor:	1680	Date of Analysis:	1/31/12 10:38 AM

Compound	Rpt. Limit (ppbv)	Amount (ppbv)	Rpt. Limit (ug/m3)	Amount (ug/m3)
Freon 12	8400	Not Detected	42000	Not Detected
Freon 114	8400	Not Detected	59000	Not Detected
Chloromethane	34000	Not Detected	69000	Not Detected
Vinyl Chloride	8400	Not Detected	21000	Not Detected
1,3-Butadiene	8400	Not Detected	18000	Not Detected
Bromomethane	8400	Not Detected	33000	Not Detected
Chloroethane	34000	Not Detected	89000	Not Detected
Freon 11	8400	Not Detected	47000	Not Detected
Ethanol	34000	Not Detected	63000	Not Detected
Freon 113	8400	Not Detected	64000	Not Detected
1,1-Dichloroethene	8400	Not Detected	33000	Not Detected
Acetone	34000	6600 J	80000	16000 J
2-Propanol	34000	Not Detected	82000	Not Detected
Carbon Disulfide	8400	Not Detected	26000	Not Detected
3-Chloropropene	34000	Not Detected	100000	Not Detected
Methylene Chloride	8400	4300 J	29000	15000 J
Methyl tert-butyl ether	8400	Not Detected	30000	Not Detected
trans-1,2-Dichloroethene	8400	Not Detected	33000	Not Detected
Hexane	8400	10000	30000	37000
1,1-Dichloroethane	8400	Not Detected	34000	Not Detected
2-Butanone (Methyl Ethyl Ketone)	34000	Not Detected	99000	Not Detected
cis-1,2-Dichloroethene	8400	Not Detected	33000	Not Detected
Tetrahydrofuran	8400	Not Detected	25000	Not Detected
Chloroform	8400	Not Detected	41000	Not Detected
1,1,1-Trichloroethane	8400	Not Detected	46000	Not Detected
Cyclohexane	8400	110000	29000	390000
Carbon Tetrachloride	8400	Not Detected	53000	Not Detected
2,2,4-Trimethylpentane	8400	240000	39000	1100000
* Benzene	8400	1600000	27000	5100000
1,2-Dichloroethane	8400	Not Detected	34000	Not Detected
Heptane	8400	Not Detected	34000	Not Detected
Trichloroethene	8400	Not Detected	45000	Not Detected
1,2-Dichloropropane	8400	Not Detected	39000	Not Detected
1,4-Dioxane	34000	Not Detected	120000	Not Detected
Bromodichloromethane	8400	Not Detected	56000	Not Detected
cis-1,3-Dichloropropene	8400	Not Detected	38000	Not Detected
4-Methyl-2-pentanone	8400	Not Detected	34000	Not Detected
Toluene	8400	1700 J	32000	6500 J
trans-1,3-Dichloropropene	8400	Not Detected	38000	Not Detected
1,1,2-Trichloroethane	8400	Not Detected	46000	Not Detected
Tetrachloroethene	8400	Not Detected	57000	Not Detected

Air Toxics LTD.
Laboratory Services Since 1989

Client Sample ID: VMP-12-25-012412

Lab ID#: 1201421A-03A

EPA METHOD TO-15 GC/MS

File Name:	14013020	Date of Collection:	1/24/12 3:35:00 PM
Dil. Factor:	1680	Date of Analysis:	1/31/12 10:38 AM

Compound	Rpt. Limit (ppbv)	Amount (ppbv)	Rpt. Limit (ug/m3)	Amount (ug/m3)
2-Hexanone	34000	Not Detected	140000	Not Detected
Dibromochloromethane	8400	Not Detected	72000	Not Detected
1,2-Dibromoethane (EDB)	8400	Not Detected	64000	Not Detected
Chlorobenzene	8400	Not Detected	39000	Not Detected
Ethyl Benzene	8400	Not Detected	36000	Not Detected
m,p-Xylene	8400	Not Detected	36000	Not Detected
o-Xylene	8400	Not Detected	36000	Not Detected
Styrene	8400	Not Detected	36000	Not Detected
Bromoform	34000	Not Detected	350000	Not Detected
Cumene	8400	Not Detected	41000	Not Detected
1,1,2,2-Tetrachloroethane	8400	Not Detected	58000	Not Detected
Propylbenzene	8400	Not Detected	41000	Not Detected
4-Ethyltoluene	8400	Not Detected	41000	Not Detected
1,3,5-Trimethylbenzene	8400	Not Detected	41000	Not Detected
1,2,4-Trimethylbenzene	34000	Not Detected	160000	Not Detected
1,3-Dichlorobenzene	8400	Not Detected	50000	Not Detected
1,4-Dichlorobenzene	8400	Not Detected	50000	Not Detected
alpha-Chlorotoluene	34000	Not Detected	170000	Not Detected
1,2-Dichlorobenzene	8400	Not Detected	50000	Not Detected
1,2,4-Trichlorobenzene	34000	Not Detected	250000	Not Detected
Hexachlorobutadiene	34000	Not Detected	360000	Not Detected
* Butane	34000	1400000	80000	3200000
Isopentane	34000	4000000	99000	12000000

J = Estimated value.

Container Type: 1 Liter Summa Canister

Surrogates	%Recovery	Method Limits
1,2-Dichloroethane-d4	127	70-130
Toluene-d8	102	70-130
4-Bromofluorobenzene	92	70-130

Air Toxics LTD.
Laboratory Services Since 1989

*Donot use this data. Use all other data.

Client Sample ID: VMP-12-25-012412

Lab ID#: 1201421A-03B

EPA METHOD TO-15 GC/MS

File Name:	14013019	Date of Collection:	1/24/12 3:35:00 PM
Dil. Factor:	240	Date of Analysis:	1/31/12 10:10 AM

Compound	Rpt. Limit (ppbv)	Amount (ppbv)	Rpt. Limit (ug/m3)	Amount (ug/m3)
Freon 12	1200	Not Detected	5900	Not Detected
Freon 114	1200	Not Detected	8400	Not Detected
Chloromethane	4800	Not Detected	9900	Not Detected
Vinyl Chloride	1200	Not Detected	3100	Not Detected
1,3-Butadiene	1200	Not Detected	2600	Not Detected
Bromomethane	1200	Not Detected	4700	Not Detected
Chloroethane	4800	Not Detected	13000	Not Detected
Freon 11	1200	Not Detected	6700	Not Detected
Ethanol	4800	Not Detected	9000	Not Detected
Freon 113	1200	Not Detected	9200	Not Detected
1,1-Dichloroethene	1200	Not Detected	4800	Not Detected
Acetone	4800	Not Detected	11000	Not Detected
2-Propanol	4800	Not Detected	12000	Not Detected
Carbon Disulfide	1200	Not Detected	3700	Not Detected
3-Chloropropene	4800	Not Detected	15000	Not Detected
Methylene Chloride	1200	Not Detected	4200	Not Detected
Methyl tert-butyl ether	1200	Not Detected	4300	Not Detected
trans-1,2-Dichloroethene	1200	Not Detected	4800	Not Detected
Hexane	1200	11000 J	4200	40000 J
1,1-Dichloroethane	1200	Not Detected	4800	Not Detected
2-Butanone (Methyl Ethyl Ketone)	4800	Not Detected	14000	Not Detected
cis-1,2-Dichloroethene	1200	Not Detected	4800	Not Detected
Tetrahydrofuran	1200	Not Detected	3500	Not Detected
Chloroform	1200	Not Detected	5800	Not Detected
1,1,1-Trichloroethane	1200	Not Detected	6500	Not Detected
Cyclohexane	1200	130000 J	4100	460000 J
Carbon Tetrachloride	1200	Not Detected	7600	Not Detected
2,2,4-Trimethylpentane	1200	270000 J	5600	1200000 J
* ~~Benzene~~	~~1200~~	~~1600000 E~~	~~3800~~	~~5200000 E~~
1,2-Dichloroethane	1200	Not Detected	4800	Not Detected
Heptane	1200	Not Detected	4900	Not Detected
Trichloroethene	1200	Not Detected	6400	Not Detected
1,2-Dichloropropane	1200	Not Detected	5500	Not Detected
1,4-Dioxane	4800	Not Detected	17000	Not Detected
Bromodichloromethane	1200	Not Detected	8000	Not Detected
cis-1,3-Dichloropropene	1200	Not Detected	5400	Not Detected
4-Methyl-2-pentanone	1200	Not Detected	4900	Not Detected
Toluene	1200	250 J J	4500	960 J J
trans-1,3-Dichloropropene	1200	Not Detected	5400	Not Detected
1,1,2-Trichloroethane	1200	Not Detected	6500	Not Detected
Tetrachloroethene	1200	Not Detected	8100	Not Detected

Air Toxics LTD.
Laboratory Services Since 1989

Client Sample ID: VMP-12-25-012412

Lab ID#: 1201421A-03B

EPA METHOD TO-15 GC/MS

File Name:	**14013019**	**Date of Collection:**	**1/24/12 3:35:00 PM**
Dil. Factor:	**240**	**Date of Analysis:**	**1/31/12 10:10 AM**

Compound	Rpt. Limit (ppbv)	Amount (ppbv)	Rpt. Limit (ug/m3)	Amount (ug/m3)
2-Hexanone	4800	Not Detected	20000	Not Detected
Dibromochloromethane	1200	Not Detected	10000	Not Detected
1,2-Dibromoethane (EDB)	1200	Not Detected	9200	Not Detected
Chlorobenzene	1200	Not Detected	5500	Not Detected
Ethyl Benzene	1200	Not Detected	5200	Not Detected
m,p-Xylene	1200	Not Detected	5200	Not Detected
o-Xylene	1200	Not Detected	5200	Not Detected
Styrene	1200	Not Detected	5100	Not Detected
Bromoform	4800	Not Detected	50000	Not Detected
Cumene	1200	160 J J	5900	770 J J
1,1,2,2-Tetrachloroethane	1200	Not Detected	8200	Not Detected
Propylbenzene	1200	Not Detected	5900	Not Detected
4-Ethyltoluene	1200	Not Detected	5900	Not Detected
1,3,5-Trimethylbenzene	1200	Not Detected	5900	Not Detected
1,2,4-Trimethylbenzene	4800	Not Detected	24000	Not Detected
1,3-Dichlorobenzene	1200	Not Detected	7200	Not Detected
1,4-Dichlorobenzene	1200	Not Detected	7200	Not Detected
alpha-Chlorotoluene	4800	Not Detected	25000	Not Detected
1,2-Dichlorobenzene	1200	Not Detected	7200	Not Detected
1,2,4-Trichlorobenzene	4800	Not Detected	36000	Not Detected
Hexachlorobutadiene	4800	Not Detected	51000	Not Detected
* ~~Butane~~	~~4800~~	~~1700000 E~~	~~11000~~	~~4100000 E~~
* ~~Isopentane~~	~~4800~~	~~4500000 E~~	~~14000~~	~~13000000 E~~

E = Exceeds instrument calibration range.
J = Estimated value.
Q = Exceeds Quality Control limits of 70% to 130%, due to matrix effects.
Container Type: 1 Liter Summa Canister

Surrogates	%Recovery	Method Limits
1,2-Dichloroethane-d4	145 Q	70-130
Toluene-d8	104	70-130
4-Bromofluorobenzene	91	70-130

Air Toxics LTD.
Laboratory Services Since 1989

Client Sample ID: VMP-I2-25-012412-DUP

Lab ID#: 1201421A-04A

EPA METHOD TO-15 GC/MS

File Name:	14013021	Date of Collection:	1/24/12 3:35:00 PM
Dil. Factor:	1750	Date of Analysis:	1/31/12 11:16 AM

Compound	Rpt. Limit (ppbv)	Amount (ppbv)	Rpt. Limit (ug/m3)	Amount (ug/m3)
Freon 12	8800	Not Detected	43000	Not Detected
Freon 114	8800	Not Detected	61000	Not Detected
Chloromethane	35000	Not Detected	72000	Not Detected
Vinyl Chloride	8800	Not Detected	22000	Not Detected
1,3-Butadiene	8800	Not Detected	19000	Not Detected
Bromomethane	8800	Not Detected	34000	Not Detected
Chloroethane	35000	Not Detected	92000	Not Detected
Freon 11	8800	Not Detected	49000	Not Detected
Ethanol	35000	Not Detected	66000	Not Detected
Freon 113	8800	Not Detected	67000	Not Detected
1,1-Dichloroethene	8800	Not Detected	35000	Not Detected
Acetone	35000	3100 J	83000	7300 J
2-Propanol	35000	Not Detected	86000	Not Detected
Carbon Disulfide	8800	Not Detected	27000	Not Detected
3-Chloropropene	35000	Not Detected	110000	Not Detected
Methylene Chloride	8800	1700 J	30000	5800 J
Methyl tert-butyl ether	8800	Not Detected	32000	Not Detected
trans-1,2-Dichloroethene	8800	Not Detected	35000	Not Detected
Hexane	8800	10000	31000	36000
1,1-Dichloroethane	8800	Not Detected	35000	Not Detected
2-Butanone (Methyl Ethyl Ketone)	35000	Not Detected	100000	Not Detected
cis-1,2-Dichloroethene	8800	Not Detected	35000	Not Detected
Tetrahydrofuran	8800	Not Detected	26000	Not Detected
Chloroform	8800	Not Detected	43000	Not Detected
1,1,1-Trichloroethane	8800	Not Detected	48000	Not Detected
Cyclohexane	8800	120000	30000	410000
Carbon Tetrachloride	8800	Not Detected	55000	Not Detected
2,2,4-Trimethylpentane	8800	250000	41000	1200000
Benzene	8800	1700000	28000	5400000
1,2-Dichloroethane	8800	Not Detected	35000	Not Detected
Heptane	8800	Not Detected	36000	Not Detected
Trichloroethene	8800	Not Detected	47000	Not Detected
1,2-Dichloropropane	8800	Not Detected	40000	Not Detected
1,4-Dioxane	35000	Not Detected	130000	Not Detected
Bromodichloromethane	8800	Not Detected	59000	Not Detected
cis-1,3-Dichloropropene	8800	Not Detected	40000	Not Detected
4-Methyl-2-pentanone	8800	Not Detected	36000	Not Detected
Toluene	8800	Not Detected	33000	Not Detected
trans-1,3-Dichloropropene	8800	Not Detected	40000	Not Detected
1,1,2-Trichloroethane	8800	Not Detected	48000	Not Detected
Tetrachloroethene	8800	Not Detected	59000	Not Detected

Air Toxics LTD.
Laboratory Services Since 1989

Client Sample ID: VMP-12-25-012412-DUP

Lab ID#: 120142IA-04A

EPA METHOD TO-15 GC/MS

File Name:	**14013021**	**Date of Collection:**	**1/24/12 3:35:00 PM**
Dil. Factor:	**1750**	**Date of Analysis:**	**1/31/12 11:16 AM**

Compound	Rpt. Limit (ppbv)	Amount (ppbv)	Rpt. Limit (ug/m3)	Amount (ug/m3)
2-Hexanone	35000	Not Detected	140000	Not Detected
Dibromochloromethane	8800	Not Detected	74000	Not Detected
1,2-Dibromoethane (EDB)	8800	Not Detected	67000	Not Detected
Chlorobenzene	8800	Not Detected	40000	Not Detected
Ethyl Benzene	8800	Not Detected	38000	Not Detected
m,p-Xylene	8800	Not Detected	38000	Not Detected
o-Xylene	8800	Not Detected	38000	Not Detected
Styrene	8800	Not Detected	37000	Not Detected
Bromoform	35000	Not Detected	360000	Not Detected
Cumene	8800	Not Detected	43000	Not Detected
1,1,2,2-Tetrachloroethane	8800	Not Detected	60000	Not Detected
Propylbenzene	8800	Not Detected	43000	Not Detected
4-Ethyltoluene	8800	Not Detected	43000	Not Detected
1,3,5-Trimethylbenzene	8800	Not Detected	43000	Not Detected
1,2,4-Trimethylbenzene	35000	Not Detected	170000	Not Detected
1,3-Dichlorobenzene	8800	Not Detected	53000	Not Detected
1,4-Dichlorobenzene	8800	Not Detected	53000	Not Detected
alpha-Chlorotoluene	35000	Not Detected	180000	Not Detected
1,2-Dichlorobenzene	8800	Not Detected	53000	Not Detected
1,2,4-Trichlorobenzene	35000	Not Detected	260000	Not Detected
Hexachlorobutadiene	35000	Not Detected	370000	Not Detected
Butane	35000	1400000	83000	3300000
Isopentane	35000	4000000	100000	12000000

J = Estimated value.

Container Type: 1 Liter Summa Canister

Surrogates	%Recovery	Method Limits
1,2-Dichloroethane-d4	127	70-130
Toluene-d8	100	70-130
4-Bromofluorobenzene	92	70-130

Air Toxics LTD.
Laboratory Services Since 1989

Client Sample ID: VMP-12-39-012412

Lab ID#: 1201421A-05A

EPA METHOD TO-15 GC/MS

File Name:	14013022	Date of Collection:	1/24/12 10:04:00 AM
Dil. Factor:	1750	Date of Analysis:	1/31/12 12:06 PM

Compound	Rpt. Limit (ppbv)	Amount (ppbv)	Rpt. Limit (ug/m3)	Amount (ug/m3)
Freon 12	8800	Not Detected	43000	Not Detected
Freon 114	8800	Not Detected	61000	Not Detected
Chloromethane	35000	Not Detected	72000	Not Detected
Vinyl Chloride	8800	Not Detected	22000	Not Detected
1,3-Butadiene	8800	Not Detected	19000	Not Detected
Bromomethane	8800	Not Detected	34000	Not Detected
Chloroethane	35000	Not Detected	92000	Not Detected
Freon 11	8800	Not Detected	49000	Not Detected
Ethanol	35000	Not Detected	66000	Not Detected
Freon 113	8800	Not Detected	67000	Not Detected
1,1-Dichloroethene	8800	Not Detected	35000	Not Detected
Acetone	35000	Not Detected	83000	Not Detected
2-Propanol	35000	Not Detected	86000	Not Detected
Carbon Disulfide	8800	Not Detected	27000	Not Detected
3-Chloropropene	35000	Not Detected	110000	Not Detected
Methylene Chloride	8800	1800 J	30000	6400 J
Methyl tert-butyl ether	8800	Not Detected	32000	Not Detected
trans-1,2-Dichloroethene	8800	Not Detected	35000	Not Detected
Hexane	8800	550000	31000	1900000
1,1-Dichloroethane	8800	Not Detected	35000	Not Detected
2-Butanone (Methyl Ethyl Ketone)	35000	Not Detected	100000	Not Detected
cis-1,2-Dichloroethene	8800	Not Detected	35000	Not Detected
Tetrahydrofuran	8800	Not Detected	26000	Not Detected
Chloroform	8800	Not Detected	43000	Not Detected
1,1,1-Trichloroethane	8800	Not Detected	48000	Not Detected
Cyclohexane	8800	160000	30000	560000
Carbon Tetrachloride	8800	Not Detected	55000	Not Detected
2,2,4-Trimethylpentane	8800	260000	41000	1200000
Benzene	8800	1700000	28000	5400000
1,2-Dichloroethane	8800	Not Detected	35000	Not Detected
Heptane	8800	69000	36000	280000
Trichloroethene	8800	Not Detected	47000	Not Detected
1,2-Dichloropropane	8800	Not Detected	40000	Not Detected
1,4-Dioxane	35000	Not Detected	130000	Not Detected
Bromodichloromethane	8800	Not Detected	59000	Not Detected
cis-1,3-Dichloropropene	8800	Not Detected	40000	Not Detected
4-Methyl-2-pentanone	8800	Not Detected	36000	Not Detected
Toluene	8800	1500 J	33000	5700 J
trans-1,3-Dichloropropene	8800	Not Detected	40000	Not Detected
1,1,2-Trichloroethane	8800	Not Detected	48000	Not Detected
Tetrachloroethene	8800	Not Detected	59000	Not Detected

Air Toxics LTD.
Laboratory Services Since 1989

Client Sample ID: VMP-12-39-012412

Lab ID#: 1201421A-05A

EPA METHOD TO-15 GC/MS

File Name:	14013022	Date of Collection:	1/24/12 10:04:00 AM
Dil. Factor:	1750	Date of Analysis:	1/31/12 12:06 PM

Compound	Rpt. Limit (ppbv)	Amount (ppbv)	Rpt. Limit (ug/m3)	Amount (ug/m3)
2-Hexanone	35000	Not Detected	140000	Not Detected
Dibromochloromethane	8800	Not Detected	74000	Not Detected
1,2-Dibromoethane (EDB)	8800	Not Detected	67000	Not Detected
Chlorobenzene	8800	Not Detected	40000	Not Detected
Ethyl Benzene	8800	820 J	38000	3500 J
m,p-Xylene	8800	Not Detected	38000	Not Detected
o-Xylene	8800	Not Detected	38000	Not Detected
Styrene	8800	Not Detected	37000	Not Detected
Bromoform	35000	Not Detected	360000	Not Detected
Cumene	8800	Not Detected	43000	Not Detected
1,1,2,2-Tetrachloroethane	8800	Not Detected	60000	Not Detected
Propylbenzene	8800	Not Detected	43000	Not Detected
4-Ethyltoluene	8800	Not Detected	43000	Not Detected
1,3,5-Trimethylbenzene	8800	Not Detected	43000	Not Detected
1,2,4-Trimethylbenzene	35000	Not Detected	170000	Not Detected
1,3-Dichlorobenzene	8800	Not Detected	53000	Not Detected
1,4-Dichlorobenzene	8800	Not Detected	53000	Not Detected
alpha-Chlorotoluene	35000	Not Detected	180000	Not Detected
1,2-Dichlorobenzene	8800	Not Detected	53000	Not Detected
1,2,4-Trichlorobenzene	35000	Not Detected	260000	Not Detected
Hexachlorobutadiene	35000	Not Detected	370000	Not Detected
Butane	35000	1400000	83000	3300000
Isopentane	35000	3900000	100000	12000000

J = Estimated value.

Container Type: 1 Liter Summa Canister

Surrogates	%Recovery	Method Limits
1,2-Dichloroethane-d4	128	70-130
Toluene-d8	101	70-130
4-Bromofluorobenzene	92	70-130

Air Toxics LTD.
Laboratory Services Since 1989

Client Sample ID: VMP-21-25-012412

Lab ID#: 1201421A-06A

EPA METHOD TO-15 GC/MS

File Name:	14013024	Date of Collection:	1/24/12 9:10:00 AM
Dil. Factor:	2.32	Date of Analysis:	1/31/12 12:53 PM

Compound	Rpt. Limit (ppbv)	Amount (ppbv)	Rpt. Limit (ug/m3)	Amount (ug/m3)
Freon 12	12	Not Detected	57	Not Detected
Freon 114	12	Not Detected	81	Not Detected
Chloromethane	46	Not Detected	96	Not Detected
Vinyl Chloride	12	Not Detected	30	Not Detected
1,3-Butadiene	12	Not Detected	26	Not Detected
Bromomethane	12	Not Detected	45	Not Detected
Chloroethane	46	Not Detected	120	Not Detected
Freon 11	12	Not Detected	65	Not Detected
Ethanol	46	~~9.6 J~~ U	87	~~18 J~~ U
Freon 113	12	Not Detected	89	Not Detected
1,1-Dichloroethene	12	Not Detected	46	Not Detected
Acetone	46	~~7.0 J~~ U	110	~~17 J~~ U
2-Propanol	46	Not Detected	110	Not Detected
Carbon Disulfide	12	Not Detected	36	Not Detected
3-Chloropropene	46	Not Detected	140	Not Detected
Methylene Chloride	12	Not Detected	40	Not Detected
Methyl tert-butyl ether	12	Not Detected	42	Not Detected
trans-1,2-Dichloroethene	12	Not Detected	46	Not Detected
Hexane	12	Not Detected	41	Not Detected
1,1-Dichloroethane	12	Not Detected	47	Not Detected
2-Butanone (Methyl Ethyl Ketone)	46	Not Detected	140	Not Detected
cis-1,2-Dichloroethene	12	Not Detected	46	Not Detected
Tetrahydrofuran	12	Not Detected	34	Not Detected
Chloroform	12	Not Detected	57	Not Detected
1,1,1-Trichloroethane	12	Not Detected	63	Not Detected
Cyclohexane	12	1.7 J	40	5.7 J
Carbon Tetrachloride	12	Not Detected	73	Not Detected
2,2,4-Trimethylpentane	12	3400	54	16000
Benzene	12	8.5 J	37	27 J
1,2-Dichloroethane	12	Not Detected	47	Not Detected
Heptane	12	Not Detected	48	Not Detected
Trichloroethene	12	Not Detected	62	Not Detected
1,2-Dichloropropane	12	Not Detected	54	Not Detected
1,4-Dioxane	46	Not Detected	170	Not Detected
Bromodichloromethane	12	Not Detected	78	Not Detected
cis-1,3-Dichloropropene	12	Not Detected	53	Not Detected
4-Methyl-2-pentanone	12	Not Detected	48	Not Detected
Toluene	12	Not Detected	44	Not Detected
trans-1,3-Dichloropropene	12	Not Detected	53	Not Detected
1,1,2-Trichloroethane	12	Not Detected	63	Not Detected
Tetrachloroethene	12	Not Detected	79	Not Detected

Air Toxics LTD.
Laboratory Services Since 1989

Client Sample ID: VMP-21-25-012412

Lab ID#: I201421A-06A

EPA METHOD TO-15 GC/MS

File Name:	14013024	Date of Collection:	1/24/12 9:10:00 AM
Dil. Factor:	2.32	Date of Analysis:	1/31/12 12:53 PM

Compound	Rpt. Limit (ppbv)	Amount (ppbv)	Rpt. Limit (ug/m3)	Amount (ug/m3)
2-Hexanone	46	Not Detected	190	Not Detected
Dibromochloromethane	12	Not Detected	99	Not Detected
1,2-Dibromoethane (EDB)	12	Not Detected	89	Not Detected
Chlorobenzene	12	Not Detected	53	Not Detected
Ethyl Benzene	12	Not Detected	50	Not Detected
m,p-Xylene	12	Not Detected	50	Not Detected
o-Xylene	12	Not Detected	50	Not Detected
Styrene	12	Not Detected	49	Not Detected
Bromoform	46	Not Detected	480	Not Detected
Cumene	12	Not Detected	57	Not Detected
1,1,2,2-Tetrachloroethane	12	Not Detected	80	Not Detected
Propylbenzene	12	Not Detected	57	Not Detected
4-Ethyltoluene	12	Not Detected	57	Not Detected
1,3,5-Trimethylbenzene	12	Not Detected	57	Not Detected
1,2,4-Trimethylbenzene	46	Not Detected	230	Not Detected
1,3-Dichlorobenzene	12	Not Detected	70	Not Detected
1,4-Dichlorobenzene	12	Not Detected	70	Not Detected
alpha-Chlorotoluene	46	Not Detected	240	Not Detected
1,2-Dichlorobenzene	12	Not Detected	70	Not Detected
1,2,4-Trichlorobenzene	46	Not Detected	340	Not Detected
Hexachlorobutadiene	46	Not Detected	490	Not Detected
Butane	46	20 J	110	47 J
Isopentane	46	120	140	350

J = Estimated value.

Container Type: 1 Liter Summa Canister

Surrogates	%Recovery	Method Limits
1,2-Dichloroethane-d4	129	70-130
Toluene-d8	105	70-130
4-Bromofluorobenzene	92	70-130

Air Toxics LTD.
Laboratory Services Since 1989

Client Sample ID: VMP-21-33-012412

Lab ID#: 1201421A-07A

EPA METHOD TO-15 GC/MS

File Name:	14013015	Date of Collection:	1/24/12 10:21:00 AM
Dil. Factor:	5.47	Date of Analysis:	1/31/12 08:26 AM

Compound	Rpt. Limit (ppbv)	Amount (ppbv)	Rpt. Limit (ug/m3)	Amount (ug/m3)
Freon 12	27	Not Detected	140	Not Detected
Freon 114	27	Not Detected	190	Not Detected
Chloromethane	110	Not Detected	220	Not Detected
Vinyl Chloride	27	Not Detected	70	Not Detected
1,3-Butadiene	27	Not Detected	60	Not Detected
Bromomethane	27	Not Detected	110	Not Detected
Chloroethane	110	Not Detected	290	Not Detected
Freon 11	27	Not Detected	150	Not Detected
Ethanol	110	Not Detected	210	Not Detected
Freon 113	27	Not Detected	210	Not Detected
1,1-Dichloroethene	27	Not Detected	110	Not Detected
Acetone	110	Not Detected	260	Not Detected
2-Propanol	110	Not Detected	270	Not Detected
Carbon Disulfide	27	Not Detected	85	Not Detected
3-Chloropropene	110	Not Detected	340	Not Detected
Methylene Chloride	27	Not Detected	95	Not Detected
Methyl tert-butyl ether	27	Not Detected	99	Not Detected
trans-1,2-Dichloroethene	27	Not Detected	110	Not Detected
Hexane	27	180 J	96	620 J
1,1-Dichloroethane	27	Not Detected	110	Not Detected
2-Butanone (Methyl Ethyl Ketone)	110	Not Detected	320	Not Detected
cis-1,2-Dichloroethene	27	Not Detected	110	Not Detected
Tetrahydrofuran	27	Not Detected	81	Not Detected
Chloroform	27	Not Detected	130	Not Detected
1,1,1-Trichloroethane	27	Not Detected	150	Not Detected
Cyclohexane	27	110 J	94	380 J
Carbon Tetrachloride	27	Not Detected	170	Not Detected
2,2,4-Trimethylpentane	27	12000 J	130	54000 J
Benzene	27	42 J	87	130 J
1,2-Dichloroethane	27	Not Detected	110	Not Detected
Heptane	27	Not Detected	110	Not Detected
Trichloroethene	27	Not Detected	150	Not Detected
1,2-Dichloropropane	27	Not Detected	130	Not Detected
1,4-Dioxane	110	Not Detected	390	Not Detected
Bromodichloromethane	27	Not Detected	180	Not Detected
cis-1,3-Dichloropropene	27	Not Detected	120	Not Detected
4-Methyl-2-pentanone	27	Not Detected	110	Not Detected
Toluene	27	8.8 J J	100	33 J J
trans-1,3-Dichloropropene	27	Not Detected	120	Not Detected
1,1,2-Trichloroethane	27	Not Detected	150	Not Detected
Tetrachloroethene	27	Not Detected	180	Not Detected

Air Toxics LTD.
Laboratory Services Since 1989

Client Sample ID: VMP-21-33-012412

Lab ID#: 1201421A-07A

EPA METHOD TO-15 GC/MS

File Name:	**14013015**	**Date of Collection:**	**1/24/12 10:21:00 AM**
Dil. Factor:	**5.47**	**Date of Analysis:**	**1/31/12 08:26 AM**

Compound	Rpt. Limit (ppbv)	Amount (ppbv)	Rpt. Limit (ug/m3)	Amount (ug/m3)
2-Hexanone	110	Not Detected	450	Not Detected
Dibromochloromethane	27	Not Detected	230	Not Detected
1,2-Dibromoethane (EDB)	27	Not Detected	210	Not Detected
Chlorobenzene	27	Not Detected	120	Not Detected
Ethyl Benzene	27	Not Detected	120	Not Detected
m,p-Xylene	27	Not Detected	120	Not Detected
o-Xylene	27	Not Detected	120	Not Detected
Styrene	27	Not Detected	120	Not Detected
Bromoform	110	Not Detected	1100	Not Detected
Cumene	27	Not Detected	130	Not Detected
1,1,2,2-Tetrachloroethane	27	Not Detected	190	Not Detected
Propylbenzene	27	Not Detected	130	Not Detected
4-Ethyltoluene	27	Not Detected	130	Not Detected
1,3,5-Trimethylbenzene	27	Not Detected	130	Not Detected
1,2,4-Trimethylbenzene	110	Not Detected	540	Not Detected
1,3-Dichlorobenzene	27	Not Detected	160	Not Detected
1,4-Dichlorobenzene	27	Not Detected	160	Not Detected
alpha-Chlorotoluene	110	Not Detected	570	Not Detected
1,2-Dichlorobenzene	27	Not Detected	160	Not Detected
1,2,4-Trichlorobenzene	110	Not Detected	810	Not Detected
Hexachlorobutadiene	110	Not Detected	1200	Not Detected
Butane	110	200 J	260	480 J
Isopentane	110	1300 J	320	3900 J

J = Estimated value.
Q = Exceeds Quality Control limits of 70% to 130%, due to matrix effects.
Container Type: 1 Liter Summa Canister

Surrogates	%Recovery	Method Limits
1,2-Dichloroethane-d4	134 Q	70-130
Toluene-d8	104	70-130
4-Bromofluorobenzene	92	70-130

Air Toxics LTD.
Laboratory Services Since 1989

Client Sample ID: VMP-22-18-012412

Lab ID#: 1201421A-08A

EPA METHOD TO-15 GC/MS

File Name:	14013017	Date of Collection:	1/24/12 3:36:00 PM
Dil. Factor:	1.68	Date of Analysis:	1/31/12 09:29 AM

Compound	Rpt. Limit (ppbv)	Amount (ppbv)	Rpt. Limit (ug/m3)	Amount (ug/m3)
Freon 12	8.4	Not Detected	42	Not Detected
Freon 114	8.4	Not Detected	59	Not Detected
Chloromethane	34	Not Detected	69	Not Detected
Vinyl Chloride	8.4	Not Detected	21	Not Detected
1,3-Butadiene	8.4	Not Detected	18	Not Detected
Bromomethane	8.4	Not Detected	33	Not Detected
Chloroethane	34	Not Detected	89	Not Detected
Freon 11	8.4	Not Detected	47	Not Detected
Ethanol	34	Not Detected	63	Not Detected
Freon 113	8.4	Not Detected	64	Not Detected
1,1-Dichloroethene	8.4	Not Detected	33	Not Detected
Acetone	34	~~5.8 J~~ U	80	~~14 J~~ U
2-Propanol	34	12 J J	82	29 J J
Carbon Disulfide	8.4	Not Detected	26	Not Detected
3-Chloropropene	34	Not Detected	100	Not Detected
Methylene Chloride	8.4	Not Detected	29	Not Detected
Methyl tert-butyl ether	8.4	Not Detected	30	Not Detected
trans-1,2-Dichloroethene	8.4	Not Detected	33	Not Detected
Hexane	8.4	Not Detected	30	Not Detected
1,1-Dichloroethane	8.4	Not Detected	34	Not Detected
2-Butanone (Methyl Ethyl Ketone)	34	Not Detected	99	Not Detected
cis-1,2-Dichloroethene	8.4	Not Detected	33	Not Detected
Tetrahydrofuran	8.4	Not Detected	25	Not Detected
Chloroform	8.4	Not Detected	41	Not Detected
1,1,1-Trichloroethane	8.4	Not Detected	46	Not Detected
Cyclohexane	8.4	Not Detected	29	Not Detected
Carbon Tetrachloride	8.4	Not Detected	53	Not Detected
2,2,4-Trimethylpentane	8.4	3600 J	39	17000 J
Benzene	8.4	3.7 J J	27	12 J J
1,2-Dichloroethane	8.4	Not Detected	34	Not Detected
Heptane	8.4	Not Detected	34	Not Detected
Trichloroethene	8.4	Not Detected	45	Not Detected
1,2-Dichloropropane	8.4	Not Detected	39	Not Detected
1,4-Dioxane	34	Not Detected	120	Not Detected
Bromodichloromethane	8.4	Not Detected	56	Not Detected
cis-1,3-Dichloropropene	8.4	Not Detected	38	Not Detected
4-Methyl-2-pentanone	8.4	Not Detected	34	Not Detected
Toluene	8.4	Not Detected	32	Not Detected
trans-1,3-Dichloropropene	8.4	Not Detected	38	Not Detected
1,1,2-Trichloroethane	8.4	Not Detected	46	Not Detected
Tetrachloroethene	8.4	Not Detected	57	Not Detected

Air Toxics LTD.
Laboratory Services Since 1989

Client Sample ID: VMP-22-18-012412

Lab ID#: 1201421A-08A

EPA METHOD TO-15 GC/MS

File Name:	14013017	Date of Collection:	1/24/12 3:36:00 PM
Dil. Factor:	1.68	Date of Analysis:	1/31/12 09:29 AM

Compound	Rpt. Limit (ppbv)	Amount (ppbv)	Rpt. Limit (ug/m3)	Amount (ug/m3)
2-Hexanone	34	Not Detected	140	Not Detected
Dibromochloromethane	8.4	Not Detected	72	Not Detected
1,2-Dibromoethane (EDB)	8.4	Not Detected	64	Not Detected
Chlorobenzene	8.4	Not Detected	39	Not Detected
Ethyl Benzene	8.4	Not Detected	36	Not Detected
m,p-Xylene	8.4	Not Detected	36	Not Detected
o-Xylene	8.4	Not Detected	36	Not Detected
Styrene	8.4	Not Detected	36	Not Detected
Bromoform	34	Not Detected	350	Not Detected
Cumene	8.4	Not Detected	41	Not Detected
1,1,2,2-Tetrachloroethane	8.4	Not Detected	58	Not Detected
Propylbenzene	8.4	Not Detected	41	Not Detected
4-Ethyltoluene	8.4	Not Detected	41	Not Detected
1,3,5-Trimethylbenzene	8.4	Not Detected	41	Not Detected
1,2,4-Trimethylbenzene	34	Not Detected	160	Not Detected
1,3-Dichlorobenzene	8.4	Not Detected	50	Not Detected
1,4-Dichlorobenzene	8.4	Not Detected	50	Not Detected
alpha-Chlorotoluene	34	Not Detected	170	Not Detected
1,2-Dichlorobenzene	8.4	Not Detected	50	Not Detected
1,2,4-Trichlorobenzene	34	Not Detected	250	Not Detected
Hexachlorobutadiene	34	Not Detected	360	Not Detected
Butane	34	19 J J	80	45 J J
Isopentane	34	120 J	99	340 J

J = Estimated value.
Q = Exceeds Quality Control limits of 70% to 130%, due to matrix effects.
Container Type: 1 Liter Summa Canister

Surrogates	%Recovery	Method Limits
1,2-Dichloroethane-d4	132 Q	70-130
Toluene-d8	103	70-130
4-Bromofluorobenzene	92	70-130

Air Toxics LTD.
Laboratory Services Since 1989

Client Sample ID: Lab Blank

Lab ID#: 1201421A-09A

EPA METHOD TO-15 GC/MS

File Name:	14013006a	Date of Collection: NA	
Dil. Factor:	1.00	Date of Analysis: 1/30/12 07:15 PM	

Compound	Rpt. Limit (ppbv)	Amount (ppbv)	Rpt. Limit (ug/m3)	Amount (ug/m3)
Freon 12	5.0	Not Detected	25	Not Detected
Freon 114	5.0	Not Detected	35	Not Detected
Chloromethane	20	Not Detected	41	Not Detected
Vinyl Chloride	5.0	Not Detected	13	Not Detected
1,3-Butadiene	5.0	Not Detected	11	Not Detected
Bromomethane	5.0	Not Detected	19	Not Detected
Chloroethane	20	Not Detected	53	Not Detected
Freon 11	5.0	Not Detected	28	Not Detected
Ethanol	20	9.2 J	38	17 J
Freon 113	5.0	Not Detected	38	Not Detected
1,1-Dichloroethene	5.0	Not Detected	20	Not Detected
Acetone	20	2.5 J	48	6.0 J
2-Propanol	20	Not Detected	49	Not Detected
Carbon Disulfide	5.0	Not Detected	16	Not Detected
3-Chloropropene	20	Not Detected	63	Not Detected
Methylene Chloride	5.0	Not Detected	17	Not Detected
Methyl tert-butyl ether	5.0	Not Detected	18	Not Detected
trans-1,2-Dichloroethene	5.0	Not Detected	20	Not Detected
Hexane	5.0	Not Detected	18	Not Detected
1,1-Dichloroethane	5.0	Not Detected	20	Not Detected
2-Butanone (Methyl Ethyl Ketone)	20	Not Detected	59	Not Detected
cis-1,2-Dichloroethene	5.0	Not Detected	20	Not Detected
Tetrahydrofuran	5.0	Not Detected	15	Not Detected
Chloroform	5.0	Not Detected	24	Not Detected
1,1,1-Trichloroethane	5.0	Not Detected	27	Not Detected
Cyclohexane	5.0	Not Detected	17	Not Detected
Carbon Tetrachloride	5.0	Not Detected	31	Not Detected
2,2,4-Trimethylpentane	5.0	Not Detected	23	Not Detected
Benzene	5.0	Not Detected	16	Not Detected
1,2-Dichloroethane	5.0	Not Detected	20	Not Detected
Heptane	5.0	Not Detected	20	Not Detected
Trichloroethene	5.0	Not Detected	27	Not Detected
1,2-Dichloropropane	5.0	Not Detected	23	Not Detected
1,4-Dioxane	20	Not Detected	72	Not Detected
Bromodichloromethane	5.0	Not Detected	34	Not Detected
cis-1,3-Dichloropropene	5.0	Not Detected	23	Not Detected
4-Methyl-2-pentanone	5.0	Not Detected	20	Not Detected
Toluene	5.0	Not Detected	19	Not Detected
trans-1,3-Dichloropropene	5.0	Not Detected	23	Not Detected
1,1,2-Trichloroethane	5.0	Not Detected	27	Not Detected
Tetrachloroethene	5.0	Not Detected	34	Not Detected

Air Toxics LTD.
Laboratory Services Since 1989

Client Sample ID: Lab Blank

Lab ID#: 1201421A-09A

EPA METHOD TO-15 GC/MS

File Name:	**14013006a**	**Date of Collection: NA**	
Dil. Factor:	**1.00**	**Date of Analysis: 1/30/12 07:15 PM**	

Compound	Rpt. Limit (ppbv)	Amount (ppbv)	Rpt. Limit (ug/m3)	Amount (ug/m3)
2-Hexanone	20	Not Detected	82	Not Detected
Dibromochloromethane	5.0	Not Detected	42	Not Detected
1,2-Dibromoethane (EDB)	5.0	Not Detected	38	Not Detected
Chlorobenzene	5.0	Not Detected	23	Not Detected
Ethyl Benzene	5.0	Not Detected	22	Not Detected
m,p-Xylene	5.0	Not Detected	22	Not Detected
o-Xylene	5.0	Not Detected	22	Not Detected
Styrene	5.0	Not Detected	21	Not Detected
Bromoform	20	Not Detected	210	Not Detected
Cumene	5.0	Not Detected	24	Not Detected
1,1,2,2-Tetrachloroethane	5.0	Not Detected	34	Not Detected
Propylbenzene	5.0	Not Detected	24	Not Detected
4-Ethyltoluene	5.0	Not Detected	24	Not Detected
1,3,5-Trimethylbenzene	5.0	Not Detected	24	Not Detected
1,2,4-Trimethylbenzene	20	Not Detected	98	Not Detected
1,3-Dichlorobenzene	5.0	Not Detected	30	Not Detected
1,4-Dichlorobenzene	5.0	Not Detected	30	Not Detected
alpha-Chlorotoluene	20	Not Detected	100	Not Detected
1,2-Dichlorobenzene	5.0	Not Detected	30	Not Detected
1,2,4-Trichlorobenzene	20	Not Detected	150	Not Detected
Hexachlorobutadiene	20	Not Detected	210	Not Detected
Butane	20	Not Detected	48	Not Detected
Isopentane	20	Not Detected	59	Not Detected

J = Estimated value.

Container Type: NA - Not Applicable

Surrogates	%Recovery	Method Limits
1,2-Dichloroethane-d4	124	70-130
Toluene-d8	102	70-130
4-Bromofluorobenzene	94	70-130

Air Toxics LTD.
Laboratory Services Since 1989

Client Sample ID: CCV

Lab ID#: 1201421A-10A

EPA METHOD TO-15 GC/MS

File Name:	14013002	Date of Collection: NA	
Dil. Factor:	1.00	Date of Analysis: 1/30/12 04:27 PM	

Compound	%Recovery
Freon 12	113
Freon 114	94
Chloromethane	106
Vinyl Chloride	102
1,3-Butadiene	106
Bromomethane	105
Chloroethane	101
Freon 11	109
Ethanol	116
Freon 113	91
1,1-Dichloroethene	116
Acetone	111
2-Propanol	103
Carbon Disulfide	96
3-Chloropropene	94
Methylene Chloride	113
Methyl tert-butyl ether	101
trans-1,2-Dichloroethene	98
Hexane	107
1,1-Dichloroethane	106
2-Butanone (Methyl Ethyl Ketone)	97
cis-1,2-Dichloroethene	109
Tetrahydrofuran	123
Chloroform	107
1,1,1-Trichloroethane	108
Cyclohexane	99
Carbon Tetrachloride	108
2,2,4-Trimethylpentane	108
Benzene	102
1,2-Dichloroethane	115
Heptane	101
Trichloroethene	99
1,2-Dichloropropane	104
1,4-Dioxane	90
Bromodichloromethane	108
cis-1,3-Dichloropropene	99
4-Methyl-2-pentanone	100
Toluene	98
trans-1,3-Dichloropropene	101
1,1,2-Trichloroethane	97
Tetrachloroethene	90

Air Toxics LTD.
Laboratory Services Since 1989

Client Sample ID: CCV

Lab ID#: 1201421A-10A

EPA METHOD TO-15 GC/MS

File Name:	**14013002**	**Date of Collection: NA**	
Dil. Factor:	**1.00**	**Date of Analysis: 1/30/12 04:27 PM**	

Compound	**%Recovery**
2-Hexanone	90
Dibromochloromethane	102
1,2-Dibromoethane (EDB)	98
Chlorobenzene	94
Ethyl Benzene	96
m,p-Xylene	95
o-Xylene	94
Styrene	96
Bromoform	96
Cumene	101
1,1,2,2-Tetrachloroethane	107
Propylbenzene	103
4-Ethyltoluene	94
1,3,5-Trimethylbenzene	112
1,2,4-Trimethylbenzene	87
1,3-Dichlorobenzene	100
1,4-Dichlorobenzene	100
alpha-Chlorotoluene	109
1,2-Dichlorobenzene	105
1,2,4-Trichlorobenzene	83
Hexachlorobutadiene	99
Butane	99
Isopentane	112

Container Type: NA - Not Applicable

Surrogates	**%Recovery**	**Method Limits**
1,2-Dichloroethane-d4	123	70-130
Toluene-d8	106	70-130
4-Bromofluorobenzene	99	70-130

Air Toxics LTD.
Laboratory Services Since 1989

Client Sample ID: LCS
Lab ID#: 1201421A-11A
EPA METHOD TO-15 GC/MS

File Name:	14013003	Date of Collection: NA
Dil. Factor:	1.00	Date of Analysis: 1/30/12 05:33 PM

Compound	%Recovery
Freon 12	110
Freon 114	92
Chloromethane	104
Vinyl Chloride	101
1,3-Butadiene	102
Bromomethane	97
Chloroethane	99
Freon 11	106
Ethanol	104
Freon 113	89
1,1-Dichloroethene	115
Acetone	101
2-Propanol	102
Carbon Disulfide	113
3-Chloropropene	98
Methylene Chloride	111
Methyl tert-butyl ether	96
trans-1,2-Dichloroethene	107
Hexane	103
1,1-Dichloroethane	103
2-Butanone (Methyl Ethyl Ketone)	92
cis-1,2-Dichloroethene	104
Tetrahydrofuran	107
Chloroform	105
1,1,1-Trichloroethane	105
Cyclohexane	95
Carbon Tetrachloride	103
2,2,4-Trimethylpentane	101
Benzene	97
1,2-Dichloroethane	110
Heptane	94
Trichloroethene	97
1,2-Dichloropropane	101
1,4-Dioxane	85
Bromodichloromethane	104
cis-1,3-Dichloropropene	93
4-Methyl-2-pentanone	92
Toluene	94
trans-1,3-Dichloropropene	99
1,1,2-Trichloroethane	97
Tetrachloroethene	87

Air Toxics LTD.
Laboratory Services Since 1989

Client Sample ID: LCS
Lab ID#: 1201421A-11A
EPA METHOD TO-15 GC/MS

File Name:	14013003	Date of Collection: NA	
Dil. Factor:	1.00	Date of Analysis: 1/30/12 05:33 PM	

Compound	%Recovery
2-Hexanone	94
Dibromochloromethane	98
1,2-Dibromoethane (EDB)	97
Chlorobenzene	94
Ethyl Benzene	94
m,p-Xylene	95
o-Xylene	96
Styrene	98
Bromoform	91
Cumene	101
1,1,2,2-Tetrachloroethane	108
Propylbenzene	105
4-Ethyltoluene	91
1,3,5-Trimethylbenzene	112
1,2,4-Trimethylbenzene	88
1,3-Dichlorobenzene	102
1,4-Dichlorobenzene	100
alpha-Chlorotoluene	106
1,2-Dichlorobenzene	108
1,2,4-Trichlorobenzene	91
Hexachlorobutadiene	101
Butane	90
Isopentane	108

Container Type: NA - Not Applicable

Surrogates	%Recovery	Method Limits
1,2-Dichloroethane-d4	122	70-130
Toluene-d8	105	70-130
4-Bromofluorobenzene	96	70-130

Air Toxics LTD.
Laboratory Services Since 1989

Client Sample ID: LCSD

Lab ID#: 1201421A-11AA

EPA METHOD TO-15 GC/MS

File Name:	**14013004**	**Date of Collection: NA**	
Dil. Factor:	**1.00**	**Date of Analysis: 1/30/12 06:04 PM**	

Compound	%Recovery
Freon 12	112
Freon 114	89
Chloromethane	106
Vinyl Chloride	103
1,3-Butadiene	106
Bromomethane	95
Chloroethane	96
Freon 11	106
Ethanol	106
Freon 113	88
1,1-Dichloroethene	115
Acetone	102
2-Propanol	103
Carbon Disulfide	113
3-Chloropropene	99
Methylene Chloride	109
Methyl tert-butyl ether	96
trans-1,2-Dichloroethene	105
Hexane	102
1,1-Dichloroethane	103
2-Butanone (Methyl Ethyl Ketone)	93
cis-1,2-Dichloroethene	104
Tetrahydrofuran	108
Chloroform	104
1,1,1-Trichloroethane	103
Cyclohexane	96
Carbon Tetrachloride	103
2,2,4-Trimethylpentane	102
Benzene	100
1,2-Dichloroethane	112
Heptane	96
Trichloroethene	98
1,2-Dichloropropane	102
1,4-Dioxane	86
Bromodichloromethane	106
cis-1,3-Dichloropropene	97
4-Methyl-2-pentanone	94
Toluene	95
trans-1,3-Dichloropropene	98
1,1,2-Trichloroethane	96
Tetrachloroethene	89

Air Toxics LTD.
Laboratory Services Since 1989

Client Sample ID: LCSD
Lab ID#: 1201421A-11AA
EPA METHOD TO-15 GC/MS

File Name:	14013004	Date of Collection: NA	
Dil. Factor:	1.00	Date of Analysis: 1/30/12 06:04 PM	

Compound	%Recovery
2-Hexanone	95
Dibromochloromethane	98
1,2-Dibromoethane (EDB)	98
Chlorobenzene	94
Ethyl Benzene	96
m,p-Xylene	95
o-Xylene	95
Styrene	100
Bromoform	93
Cumene	101
1,1,2,2-Tetrachloroethane	109
Propylbenzene	105
4-Ethyltoluene	92
1,3,5-Trimethylbenzene	112
1,2,4-Trimethylbenzene	88
1,3-Dichlorobenzene	102
1,4-Dichlorobenzene	102
alpha-Chlorotoluene	107
1,2-Dichlorobenzene	107
1,2,4-Trichlorobenzene	92
Hexachlorobutadiene	97
Butane	93
Isopentane	110

Container Type: NA - Not Applicable

Surrogates	%Recovery	Method Limits
1,2-Dichloroethane-d4	121	70-130
Toluene-d8	105	70-130
4-Bromofluorobenzene	97	70-130

1201423

Shell Oil Products Chain Of Custody Record

URS

Air Toxics LTD.
Project Name: Roxana Soil Vapor
Project # 21562735.00011

Lab Vendor #

Please Check Appropriate Box:
- [x] ENV. SERVICES
- [ ] MOTIVA RETAIL
- [ ] SHELL RETAIL
- [ ] MOTIVA SCACH
- [ ] CONSULTANT
- [ ] LUBES
- [ ] SHELL PIPELINE
- [ ] OTHER

Print Bill To Contact Name: Thomas Adams

PO #

INCIDENT # (ENV SERVICES): 9 7 2 1 6 6 4 0

SAP #: 3 4 0 0 6 1

[ ] CHECK IF NO INCIDENT # APPLIES

DATE: 24-Jan-12

PAGE: 1 of 1

SAMPLING COMPANY: URS CORPORATION

ADDRESS: 1001 HIGHLANDS PLAZA DRIVE WEST - SUITE 300; ST. LOUIS, MO 63110

LABORATORY ADDRESS: Air Toxics, LTD 180 Blue Ravine Road, Suite B, Folsom, CA 95630-4719

TELEPHONE: 314-429-0100 FAX: 314-429-0462 SITE CONTACT E-MAIL: dave.palmer@urs.com

SITE ADDRESS: Street and City: 900 SOUTH CENTRAL AVE – ROXANA State: IL

SUB LEVEL MAIL TO (Name, Company, Office Location): Elizabeth Kunkel, URS, St. Louis PHONE NO: 314-743-4179 E-MAIL: elizabeth_kunkel@urs.com CONSULTANT PROJECT NAME: Roxana Soil Vapor

SAMPLER NAME(S) (Print): M. Villar, S. Voss, L. Rathnow, D. Malzingly

TURNAROUND TIME (CALENDAR DAYS): [x] STANDARD (14 DAY) [ ] 5 DAYS [ ] 3 DAYS [ ] 2 DAYS [ ] 24 HOURS [ ] RESULTS NEEDED ON WEEKEND

[ ] LA - RWQCB REPORT FORMAT [x] UST AGENCY:

DELIVERABLES [ ] LEVEL 1 [ ] LEVEL 2 [ ] LEVEL 3 [x] LEVEL 4 [ ] OTHER (SPECIFY)

- [x] SHELL CONTRACT RATE APPLIES
- [ ] STATE REIMBURSEMENT RATE APPLIES
- [ ] EDD NOT NEEDED
- [x] RECEIPT VERIFICATION REQUESTED

REQUESTED ANALYSIS

LAB USE ONLY	Field Sample Identification	SAMPLING DATE	SAMPLING TIME	Canister Number	Canister Pressure/Vacuum Initial	Final	Receipt	Final (psi)	Modified TO-15 + Butane & Isopentane	ASTM D-1946 + Helium	ASTM D-1946		Sample PID (ppm)
01A	VMP-12-5-012412	01/24/12	1044 - 1117	1459	-29	-10			X	X			46.9
02A	VMP-12-11.5-012412	01/24/12	1319 - 1355	3783	-30	-7			X	X			282.5
03A	VMP-12-25-012412	01/24/12	1303 - 1335	3968	-30	-8			X	X			1,525
04A	VMP-12-25-012412-DUP	01/24/12	1303 - 1335	2219	-30	-8.5			X	X			1,525
05A	VMP-12-39-012412	01/24/12	0937 - 1001	3790	-30	-9			X	X			1,416
06A	VMP-21-25-012412	01/24/12	0837 - 0910	300	-29.5	-6.5			X	X			5.3
07A	VMP-21-33-012412	01/24/12	0947 - 1021	2116	-30	-6.5			X	X			0
08A	VMP-22-18-012412	01/24/12	1500 - 1536	1775	-29.5	-6.5			X	X			0

Turn Around Time: [x] Normal [ ] Rush Specify

Lab Use Only
Pressurized by:
Date:
Pressurization Gas: N_2 He

ADDITIONAL NOTES:
- 14 day hold time
- Report results between MDL and RL
- Level IV ECVP

Relinquished by: (Signature)	Received by: (Signature)	Date	Time
[signature]	FEDEX	1/24/12	1530
Relinquished by: (Signature)	Received by: (Signature)	Date	Time
Relinquished by: (Signature)	Received by: (Signature)	Date	Time

05/2/06 Revision

Air Toxics LTD.
Laboratory Services Since 1989

2/7/2012
Ms. Elizabeth Kunkel
URS Corporation
1001 Highlands Plaza Dr. West
Suite 300
St. Louis MO 63110

Project Name: Roxana Soil Vapor
Project #: 21562735.00011
Workorder #: 1201421B

Dear Ms. Elizabeth Kunkel

The following report includes the data for the above referenced project for sample(s) received on 1/25/2012 at Air Toxics Ltd.

The data and associated QC analyzed by Modified ASTM D-1946 are compliant with the project requirements or laboratory criteria with the exception of the deviations noted in the attached case narrative.

Thank you for choosing Air Toxics Ltd. for your air analysis needs. Air Toxics Ltd. is committed to providing accurate data of the highest quality. Please feel free to contact the Project Manager: Kelly Buettner at 916-985-1000 if you have any questions regarding the data in this report.

Regards,

Kelly Buettner

Kelly Buettner
Project Manager

180 BLUE RAVINE ROAD, SUITE B FOLSOM, CA - 95630
(916) 985-1000 .FAX (916) 985-1020
Hours 6:30 A.M to 5:30 PST

Air Toxics LTD.
Laboratory Services Since 1989

WORK ORDER #: 1201421B

Work Order Summary

CLIENT:	Ms. Elizabeth Kunkel URS Corporation 1001 Highlands Plaza Dr. West Suite 300 St. Louis, MO 63110	**BILL TO:**	Accounts Payable Austin URS Corporation P.O. BOX 203970 Austin, TX 78720-1088
PHONE:	314-743-4179	**P.O. #**	21562593.00009
FAX:		**PROJECT #**	21562735.00011 Roxana Soil Vapor
DATE RECEIVED:	01/25/2012	**CONTACT:**	Kelly Buettner
DATE COMPLETED:	02/07/2012		

FRACTION #	NAME	TEST	RECEIPT VAC./PRES.	FINAL PRESSURE
01A	VMP-12-5-012412	Modified ASTM D-1946	8.0 "Hg	5 psi
02A	VMP-12-11.5-012412	Modified ASTM D-1946	6.0 "Hg	5 psi
03A	VMP-12-25-012412	Modified ASTM D-1946	6.0 "Hg	5 psi
04A	VMP-12-25-012412-DUP	Modified ASTM D-1946	7.0 "Hg	5 psi
05A	VMP-12-39-012412	Modified ASTM D-1946	7.0 "Hg	5 psi
06A	VMP-21-25-012412	Modified ASTM D-1946	5.0 "Hg	5 psi
07A	VMP-21-33-012412	Modified ASTM D-1946	5.5 "Hg	5 psi
08A	VMP-22-18-012412	Modified ASTM D-1946	6.0 "Hg	5 psi
09A	Lab Blank	Modified ASTM D-1946	NA	NA
09B	Lab Blank	Modified ASTM D-1946	NA	NA
10A	LCS	Modified ASTM D-1946	NA	NA
10AA	LCSD	Modified ASTM D-1946	NA	NA

CERTIFIED BY: Linda S. Freeman DATE: 02/07/12

Laboratory Director

Certfication numbers: AZ Licensure AZ0719, CA NELAP - 02110CA, LA NELAP - 02089, NY NELAP - 11291, TX NELAP - T104704434-11-3, UT NELAP -CA009332011-1, WA NELAP - C935
Name of Accrediting Agency: NELAP/Florida Department of Health, Scope of Application: Clean Air Act, Accreditation number: E87680, Effective date: 07/01/11 , Expiration date: 06/30/12.
Air Toxics Ltd. certifies that the test results contained in this report meet all requirements of the NELAC standards

This report shall not be reproduced, except in full, without the written approval of Air Toxics Ltd.

180 BLUE RAVINE ROAD, SUITE B FOLSOM, CA - 95630
(916) 985-1000 . (800) 985-5955 . FAX (916) 985-1020

LABORATORY NARRATIVE
Modified ASTM D-1946
URS Corporation
Workorder# 1201421B

Eight 1 Liter Summa Canister samples were received on January 25, 2012. The laboratory performed analysis via Modified ASTM Method D-1946 for Methane and fixed gases in air using GC/FID or GC/TCD. The method involves direct injection of 1.0 mL of sample.

On the analytical column employed for this analysis, Oxygen coelutes with Argon. The corresponding peak is quantitated as Oxygen.

Since Nitrogen is used to pressurize samples, the reported Nitrogen values are calculated by adding all the sample components and subtracting from 100%.

Method modifications taken to run these samples are summarized in the table below. Specific project requirements may over-ride the ATL modifications.

Requirement	*ASTM D-1946*	*ATL Modifications*
Calibration	A single point calibration is performed using a reference standard closely matching the composition of the unknown.	A 3-point calibration curve is performed. Quantitation is based on a daily calibration standard which may or may not resemble the composition of the associated samples.
Reference Standard	The composition of any reference standard must be known to within 0.01 mol % for any component.	The standards used by ATL are blended to a >/= 95% accuracy.
Sample Injection Volume	Components whose concentrations are in excess of 5 % should not be analyzed by using sample volumes greater than 0.5 mL.	The sample container is connected directly to a fixed volume sample loop of 1.0 mL on the GC. Linear range is defined by the calibration curve. Bags are loaded by vacuum.
Normalization	Normalize the mole percent values by multiplying each value by 100 and dividing by the sum of the original values. The sum of the original values should not differ from 100% by more than 1.0%.	Results are not normalized. The sum of the reported values can differ from 100% by as much as 15%, either due to analytical variability or an unusual sample matrix.
Precision	Precision requirements established at each concentration level.	Duplicates should agree within 25% RPD for detections > 5 X's the RL.

Receiving Notes

There were no receiving discrepancies.

Analytical Notes

As per project specific client request the laboratory has reported estimated values for target compound hits that are below the Reporting Limit but greater than the Method Detection Limit.

Definition of Data Qualifying Flags

Seven qualifiers may have been used on the data analysis sheets and indicate as follows:
B - Compound present in laboratory blank greater than reporting limit.
J - Estimated value.
E - Exceeds instrument calibration range.
S - Saturated peak.
Q - Exceeds quality control limits.
U - Compound analyzed for but not detected above the detection limit.
M - Reported value may be biased due to apparent matrix interferences.
File extensions may have been used on the data analysis sheets and indicates as follows:
a-File was requantified
b-File was quantified by a second column and detector
r1-File was requantified for the purpose of reissue

Air Toxics LTD.
Laboratory Services Since 1989

Summary of Detected Compounds
NATURAL GAS ANALYSIS BY MODIFIED ASTM D-1946

Client Sample ID: VMP-12-5-012412

Lab ID#: 1201421B-01A

Compound	Rpt. Limit (%)	Amount (%)
Oxygen	0.18	20
Nitrogen	0.18	76
Methane	0.00018	0.0045
Carbon Dioxide	0.018	2.8
Helium	0.092	1.4

Client Sample ID: VMP-12-11.5-012412

Lab ID#: 1201421B-02A

Compound	Rpt. Limit (%)	Amount (%)
Oxygen	0.17	2.7
Nitrogen	0.17	84
Methane	0.00017	3.3
Carbon Dioxide	0.017	9.6
Helium	0.084	0.031 J

Client Sample ID: VMP-12-25-012412

Lab ID#: 1201421B-03A

Compound	Rpt. Limit (%)	Amount (%)
Oxygen	0.17	1.3 J
Nitrogen	0.17	54
Methane	0.00017	31
Carbon Dioxide	0.017	12
Ethane	0.0017	0.00086 J
Helium	0.084	0.0067 J

Client Sample ID: VMP-12-25-012412-DUP

Lab ID#: 1201421B-04A

Compound	Rpt. Limit (%)	Amount (%)

Air Toxics LTD.
Laboratory Services Since 1989

Summary of Detected Compounds
NATURAL GAS ANALYSIS BY MODIFIED ASTM D-1946

Client Sample ID: VMP-12-25-012412-DUP

Lab ID#: 1201421B-04A

Compound	Rpt. Limit (%)	Amount (%)
Oxygen	0.18	1.8 J
Nitrogen	0.18	55
Methane	0.00018	30
Carbon Dioxide	0.018	12
Ethane	0.0018	0.00085 J
Helium	0.088	0.043 J

Client Sample ID: VMP-12-39-012412

Lab ID#: 1201421B-05A

Compound	Rpt. Limit (%)	Amount (%)
Oxygen	0.18	1.1
Nitrogen	0.18	36
Methane	0.00018	49
Carbon Dioxide	0.018	12
Ethane	0.0018	0.0017 J

Client Sample ID: VMP-21-25-012412

Lab ID#: 1201421B-06A

Compound	Rpt. Limit (%)	Amount (%)
Oxygen	0.16	2.2
Nitrogen	0.16	86
Methane	0.00016	0.0098
Carbon Dioxide	0.016	12
Helium	0.080	0.081

Client Sample ID: VMP-21-33-012412

Lab ID#: 1201421B-07A

Compound	Rpt. Limit (%)	Amount (%)

Air Toxics LTD.
Laboratory Services Since 1989

Summary of Detected Compounds
NATURAL GAS ANALYSIS BY MODIFIED ASTM D-1946

Client Sample ID: VMP-21-33-012412

Lab ID#: 1201421B-07A

Compound	Rpt. Limit (%)	Amount (%)
Oxygen	0.16	2.5
Nitrogen	0.16	86
Methane	0.00016	0.046
Carbon Dioxide	0.016	11

Client Sample ID: VMP-22-18-0I2412

Lab ID#: I201421B-08A

Compound	Rpt. Limit (%)	Amount (%)
Oxygen	0.17	9.7
Nitrogen	0.17	80
Methane	0.00017	0.000023 J
Carbon Dioxide	0.017	10

Air Toxics LTD.
Laboratory Services Since 1989

Client Sample ID: VMP-12-5-012412

Lab ID#: 1201421B-01A

NATURAL GAS ANALYSIS BY MODIFIED ASTM D-1946

File Name:	**9012706**	**Date of Collection:**	**1/24/12 11:17:00 AM**
Dil. Factor:	**1.83**	**Date of Analysis:**	**1/27/12 11:34 AM**

Compound	**Rpt. Limit (%)**	**Amount (%)**
Oxygen	0.18	20
Nitrogen	0.18	76
Carbon Monoxide	0.018	Not Detected
Methane	0.00018	0.0045
Carbon Dioxide	0.018	2.8
Ethane	0.0018	Not Detected
Ethene	0.0018	Not Detected
Helium	0.092	1.4

Container Type: 1 Liter Summa Canister

Air Toxics LTD.
Laboratory Services Since 1989

Client Sample ID: VMP-12-11.5-012412

Lab ID#: 1201421B-02A

NATURAL GAS ANALYSIS BY MODIFIED ASTM D-1946

File Name:	9012707	Date of Collection:	1/24/12 1:55:00 PM
Dil. Factor:	1.68	Date of Analysis:	1/27/12 12:10 PM

Compound	Rpt. Limit (%)	Amount (%)
Oxygen	0.17	2.7
Nitrogen	0.17	84
Carbon Monoxide	0.017	Not Detected
Methane	0.00017	3.3
Carbon Dioxide	0.017	9.6
Ethane	0.0017	Not Detected
Ethene	0.0017	Not Detected
Helium	0.084	0.031 J

J = Estimated value.

Container Type: 1 Liter Summa Canister

Air Toxics LTD.
Laboratory Services Since 1989

Client Sample ID: VMP-12-25-012412

Lab ID#: 1201421B-03A

NATURAL GAS ANALYSIS BY MODIFIED ASTM D-1946

File Name:	**9012708**	**Date of Collection:**	**1/24/12 3:35:00 PM**
Dil. Factor:	**1.68**	**Date of Analysis:**	**1/27/12 12:34 PM**

Compound	**Rpt. Limit (%)**	**Amount (%)**
Oxygen	0.17	1.3 J
Nitrogen	0.17	54
Carbon Monoxide	0.017	Not Detected
Methane	0.00017	31
Carbon Dioxide	0.017	12
Ethane	0.0017	0.00086 J
Ethene	0.0017	Not Detected
Helium	0.084	0.0067 J

J = Estimated value.

Container Type: 1 Liter Summa Canister

Air Toxics LTD.
Laboratory Services Since 1989

Client Sample ID: VMP-12-25-012412-DUP

Lab ID#: I20I421B-04A

NATURAL GAS ANALYSIS BY MODIFIED ASTM D-1946

File Name:	**9012709**	**Date of Collection:**	**1/24/12 3:35:00 PM**
Dil. Factor:	**1.75**	**Date of Analysis:**	**1/27/12 01:43 PM**

Compound	Rpt. Limit (%)	Amount (%)
Oxygen	0.18	1.8 J
Nitrogen	0.18	55
Carbon Monoxide	0.018	Not Detected
Methane	0.00018	30
Carbon Dioxide	0.018	12
Ethane	0.0018	0.00085 J
Ethene	0.0018	Not Detected
Helium	0.088	0.043 J

J = Estimated value.

Container Type: 1 Liter Summa Canister

Air Toxics LTD.
Laboratory Services Since 1989

Client Sample ID: VMP-12-39-012412

Lab ID#: 1201421B-05A

NATURAL GAS ANALYSIS BY MODIFIED ASTM D-1946

File Name:	**9012710**	**Date of Collection:**	**1/24/12 10:04:00 AM**
Dil. Factor:	**1.75**	**Date of Analysis:**	**1/27/12 02:18 PM**

Compound	**Rpt. Limit (%)**	**Amount (%)**
Oxygen	0.18	1.1
Nitrogen	0.18	36
Carbon Monoxide	0.018	Not Detected
Methane	0.00018	49
Carbon Dioxide	0.018	12
Ethane	0.0018	0.0017 J
Ethene	0.0018	Not Detected
Helium	0.088	Not Detected

J = Estimated value.

Container Type: 1 Liter Summa Canister

Air Toxics LTD.
Laboratory Services Since 1989

Client Sample ID: VMP-21-25-012412

Lab ID#: 1201421B-06A

NATURAL GAS ANALYSIS BY MODIFIED ASTM D-1946

File Name:	**9012714**	**Date of Collection:**	**1/24/12 9:10:00 AM**
Dil. Factor:	**1.61**	**Date of Analysis:**	**1/27/12 04:46 PM**

Compound	Rpt. Limit (%)	Amount (%)
Oxygen	0.16	2.2
Nitrogen	0.16	86
Carbon Monoxide	0.016	Not Detected
Methane	0.00016	0.0098
Carbon Dioxide	0.016	12
Ethane	0.0016	Not Detected
Ethene	0.0016	Not Detected
Helium	0.080	0.081

Container Type: 1 Liter Summa Canister

Air Toxics LTD.
Laboratory Services Since 1989

Client Sample ID: VMP-2I-33-0124I2

Lab ID#: 1201421B-07A

NATURAL GAS ANALYSIS BY MODIFIED ASTM D-1946

File Name:	9012712	Date of Collection:	1/24/12 10:21:00 AM
Dil. Factor:	1.64	Date of Analysis:	1/27/12 03:23 PM

Compound	Rpt. Limit (%)	Amount (%)
Oxygen	0.16	2.5
Nitrogen	0.16	86
Carbon Monoxide	0.016	Not Detected
Methane	0.00016	0.046
Carbon Dioxide	0.016	11
Ethane	0.0016	Not Detected
Ethene	0.0016	Not Detected
Helium	0.082	Not Detected

Container Type: 1 Liter Summa Canister

Air Toxics LTD.
Laboratory Services Since 1989

Client Sample ID: VMP-22-18-012412

Lab ID#: 1201421B-08A

NATURAL GAS ANALYSIS BY MODIFIED ASTM D-1946

File Name:	**9012713**	**Date of Collection:**	**1/24/12 3:36:00 PM**
Dil. Factor:	**1.68**	**Date of Analysis:**	**1/27/12 04:07 PM**

Compound	Rpt. Limit (%)	Amount (%)
Oxygen	0.17	9.7
Nitrogen	0.17	80
Carbon Monoxide	0.017	Not Detected
Methane	0.00017	0.000023 J
Carbon Dioxide	0.017	10
Ethane	0.0017	Not Detected
Ethene	0.0017	Not Detected
Helium	0.084	Not Detected

J = Estimated value.

Container Type: 1 Liter Summa Canister

Air Toxics LTD.
Laboratory Services Since 1989

Client Sample ID: Lab Blank

Lab ID#: I201421B-09A

NATURAL GAS ANALYSIS BY MODIFIED ASTM D-1946

File Name:	**9012705a**	**Date of Collection: NA**	
Dil. Factor:	**1.00**	**Date of Analysis: 1/27/12 10:55 AM**	

Compound	**Rpt. Limit (%)**	**Amount (%)**
Oxygen	0.10	Not Detected
Nitrogen	0.10	0.048 J
Carbon Monoxide	0.010	Not Detected
Methane	0.00010	Not Detected
Carbon Dioxide	0.010	Not Detected
Ethane	0.0010	Not Detected
Ethene	0.0010	Not Detected

J = Estimated value.

Container Type: NA - Not Applicable

Air Toxics LTD.
Laboratory Services Since 1989

Client Sample ID: Lab Blank

Lab ID#: 1201421B-09B

NATURAL GAS ANALYSIS BY MODIFIED ASTM D-1946

File Name:	9012704b	Date of Collection: NA	
Dil. Factor:	1.00	Date of Analysis: 1/27/12 10:33 AM	

Compound	Rpt. Limit (%)	Amount (%)
Helium	0.050	Not Detected

Container Type: NA - Not Applicable

Air Toxics LTD.
Laboratory Services Since 1989

Client Sample ID: LCS

Lab ID#: I20I421B-10A

NATURAL GAS ANALYSIS BY MODIFIED ASTM D-1946

File Name:	**9012702**	**Date of Collection: NA**	
Dil. Factor:	**1.00**	**Date of Analysis: 1/27/12 09:04 AM**	

Compound	**%Recovery**
Oxygen	100
Nitrogen	101
Carbon Monoxide	99
Methane	98
Carbon Dioxide	102
Ethane	101
Ethene	100
Helium	94

Container Type: NA - Not Applicable

Air Toxics LTD.
Laboratory Services Since 1989

Client Sample ID: LCSD

Lab ID#: I201421B-10AA

NATURAL GAS ANALYSIS BY MODIFIED ASTM D-1946

File Name:	**9012725**	**Date of Collection: NA**	
Dil. Factor:	**1.00**	**Date of Analysis: 1/27/12 10:29 PM**	

Compound	**%Recovery**
Oxygen	100
Nitrogen	101
Carbon Monoxide	100
Methane	100
Carbon Dioxide	100
Ethane	102
Ethene	101
Helium	94

Container Type: NA - Not Applicable

1201422

Shell Oil Products Chain Of Custody Record

URS

Air Toxics LTD.
Project Name: Roxana Soil Vapor
Project # 21562735.00011
Lab Vendor #

Please Check Appropriate Box:
- [x] ENV. SERVICES
- [ ] MOTIVA RETAIL
- [ ] SHELL RETAIL
- [ ] MOTIVA SCACH
- [ ] CONSULTANT
- [ ] LUBES
- [ ] SHELL PIPELINE
- [ ] OTHER

Print Bill To Contact Name: Thomas Adams
PO #

INCIDENT # (ENV SERVICES): 9 7 2 1 6 6 4 0
SAP #: 3 4 0 0 6 1
[ ] CHECK IF NO INCIDENT # APPLIES
DATE: 24-Jan-12
PAGE: 1 of 1

SAMPLING COMPANY: URS CORPORATION
LOG CODE:
SITE ADDRESS: Street and City: 900 SOUTH CENTRAL AVE – ROXANA
State: IL
GLOBAL ID NO:
ADDRESS: 1001 HIGHLANDS PLAZA DRIVE WEST - SUITE 300; ST. LOUIS, MO 63110
DELIVERABLE TO (Name, Company, Place, Location): Elizabeth Kunkel, URS, St. Louis
PHONE NO: 314-743-4179
EMAIL: elizabeth.kunkel@urs.com
CONSULTANT PROJECT NAME#: Roxana Soil Vapor
LABORATORY ADDRESS: Air Toxics, LTD 180 Blue Ravine Road, Suite B, Folsom, CA 95630-4718
SAMPLER NAME(S) (Print): N. Vitor, S. Voss, L. Reinnow, D. Mattingly
TELEPHONE: 314-429-0100
FAX: 314-429-0462
DATE REPORT E-MAIL: dave.palmer@urs.com

TURNAROUND TIME (CALENDAR DAYS)
- [x] STANDARD (14 DAY)
- [ ] 5 DAYS
- [ ] 3 DAYS
- [ ] 2 DAYS
- [ ] 24 HOURS
- [ ] RESULTS NEEDED ON WEEKEND

- [ ] LA - RWQCB REPORT FORMAT
- [x] UST AGENCY:

DELIVERABLES
- [ ] LEVEL 1
- [ ] LEVEL 2
- [ ] LEVEL 3
- [x] LEVEL 4
- [ ] OTHER (SPECIFY)

- [x] SHELL CONTRACT RATE APPLIES
- [ ] STATE REIMBURSEMENT RATE APPLIES
- [ ] EDD NOT NEEDED
- [x] RECEIPT VERIFICATION REQUESTED

REQUESTED ANALYSIS

Turn Around Time: [x] Normal [ ] Rush ____ Specify

Lab Use Only
Pressurized by:
Date:
Pressurization Gas: N_2 He

LAB USE ONLY	Field Sample Identification	SAMPLING DATE	SAMPLING TIME	Canister Number	Canister Pressure/Vacuum Initial	Final	Receipt	Final (psi)	Modified TO-15 + Butane & Isopentane	ASTM D-1946 + Helium	ASTM D-1946		Sample PID (ppm)
02A	VMP-12-5-012412	01/24/12	1041-1117	1459	-29	-10			X	X			46.9
02A	VMP-12-11.5-012412	01/24/12	1319-1353	3780	-30	-7			X	X			282.5
03A	VMP-12-25-012412	01/24/12	1503-1533	3968	-30	-8			X	X			1,525
04A	VMP-12-25-012412-DUP	01/24/12	1505-1533	7219	-30	-8.5			X	X			1,525
05A	VMP-12-39-012412	01/24/12	0937-1001	3790	-30	-9			X	X			1,416
06A	VMP-21-25-012412	01/24/12	0837-0910	300	-29.5	-6.5			X	X			5.3
07A	VMP-21-33-012412	01/24/12	0947-1021	2116	-30	-6.5			X	X			0
08A	VMP-22-48-012412	01/24/12	1506-1536	1775	-29.5	-6.5			X	X			0

ADDITIONAL NOTES:
- 14 day hold time
- Report results between MDL and RL
- Level IV ECVP

Relinquished by: (Signature)	Received by: (Signature)	Date	Time
	FEDEX	1/24/12	1830
Relinquished by: (Signature)	Received by: (Signature)	Date	Time
Relinquished by: (Signature)	Received by: (Signature)	Date	Time

05/2006 Revision

Roxana Soil Vapor Quarterly – 1st Quarter 2012 Data Review

Laboratory SDG: 1201497A, B

Data Reviewer: Melissa Mansker

Peer Reviewer: Elizabeth Kunkel

Date Reviewed: 2/22/2012

Guidance: USEPA National Functional Guidelines for Superfund Organic Methods Data Review 2008

Sample Identification	Sample Identification
VMP-2-5-012512	VMP-2-8.5-012612
VMP-2-8.5-012612-DUP	VMP-2-22-012612
VMP-9-5-012612	VMP-9-11.5-012612
VMP-9-25.5-012612	VMP-9-38.5-012612
VMP-14-11.5-012612	VMP-14-20-012612
VMP-14-29-012612	VMP-3-5-012712
VMP-3-31.5-012712	VMP-13-21.5-012712
VMP-3-10-012712	VMP-13-5-012712

1.0 Data Package Completeness

Were all items delivered as specified in the QAPP and COC as appropriate?

Yes

2.0 Laboratory Case Narrative \ Cooler Receipt Form

Were problems noted in the laboratory case narrative or cooler receipt form?

Yes, the laboratory case narrative indicated samples were diluted due to high levels of target analytes. Samples VMP-2-5-012512, VMP-14-11.5-012612 and VMP-14-20-012612 were diluted and re-analyzed to bring the highest level target analytes within the calibration range of the instrument. Results for the highest level target analytes were reported from the re-analysis runs and the remaining compounds were reported from the original analyses. TO-15 surrogate 1,2-dichloroethane-d_4 was outside evaluation criteria in several samples. Although not indicated in the laboratory case narrative, analytes were detected in the method blank. The compounds 2,2,4-trimethylpentane and oxygen were qualified due to field duplicate RPD outside evaluation criteria in field duplicate pair, VMP-2-8.5-012612/VMP-2-8.5-012612-DUP. These issues are addressed further in the appropriate sections below.

No issues or discrepancies were noted in the cooler receipt form.

3.0 Holding Times

Were samples extracted/analyzed within applicable limits?

Yes

4.0 Blank Contamination

Were any analytes detected in the Blanks?

Yes

Blank ID	Parameter	Analyte	Concentration/ Amount
1201497A-17A	TO-15	Carbon disulfide	0.36 ppbv /1.1 µg/m^3
1201497A-17A	TO-15	Methylene chloride	0.11 ppbv /0.38 µg/m^3
1201497A-17A	TO-15	2,2,4-Trimethylpentane	0.076 ppbv/0.36 µg/m^3
1201497A-17A	TO-15	Benzene	0.082 ppbv/0.26 µg/m^3
1201497A-17A	TO-15	1,2-Dichloroethane	0.11 ppbv/0.45 µg/m^3
1201497A-17A	TO-15	1,2-Dichloropropane	0.077 ppbv/0.36 µg/m^3
1201497A-17A	TO-15	Bromodichloromethane	0.072 ppbv/0.48 µg/m^3
1201497A-17A	TO-15	cis-1,3-Dichloropropene	0.11 ppbv/0.51 µg/m^3
1201497A-17A	TO-15	Toluene	0.070 ppbv/0.26 µg/m^3
1201497A-17A	TO-15	trans-1,3-Dichloropropene	0.15 ppbv/0.68 µg/m^3
1201497A-17A	TO-15	Tetrachloroethene	0.070 ppbv/0.47 µg/m^3
1201497A-17A	TO-15	1,2-Dibromoethane (EDB)	0.11 ppbv/0.87 µg/m^3
1201497A-17A	TO-15	Chlorobenzene	0.26 ppbv/1.2 µg/m^3
1201497A-17A	TO-15	Ethyl benzene	0.060 ppbv/0.26 µg/m^3
1201497A-17A	TO-15	Bromoform	0.076 ppbv/0.78 µg/m^3
1201497A-17A	TO-15	Propylbenzene	0.055 ppbv/0.27 µg/m^3
1201497A-17A	TO-15	1,3,5-Trimethylbenzene	0.064 ppbv/0.31 µg/m^3
1201497A-17A	TO-15	1,3-Dichlorobenzene	0.14 ppbv/0.83 µg/m^3
1201497A-17A	TO-15	1,4-Dichlorobenzene	0.19 ppbv/1.1 µg/m^3
1201497A-17A	TO-15	alpha-Chlorotoluene	0.12 ppbv/0.65 µg/m^3
1201497A-17A	TO-15	1,2-Dichlorobenzene	0.16 ppbv/0.95 µg/m^3
1201497A-17A	TO-15	1,2,4-Trichlorobenzene	0.57 ppbv/4.2 µg/m^3
1201497A-17A	TO-15	Hexachlorobutadiene	0.36 ppbv/3.8 µg/m^3
1201497A-17B	TO-15	Acetone	1.8 ppbv/4.4 µg/m^3
1201497A-17B	TO-15	1,2-Dichlorobenzene	1.1 ppbv/6.8 µg/m^3
1201497A-17B	TO-15	1,2,4-Trichlorobenzene	6.1 ppbv/45 µg/m^3
1201497B-17A	Natural gases	Nitrogen	0.049 %

Qualifications due to blank contamination are included in the table below. Analytical data that were reported non-detect or at concentrations greater than five times (5X) the associated blank concentration did not require qualification.

Sample ID	Parameter	Analyte	New Reporting Limit (RL)	Qualification
VMP-9-5-012612	TO-15	Methylene chloride	-	**U**
VMP-9-5-012612	TO-15	1,2-Dichloroethane	-	**U**
VMP-9-5-012612	TO-15	trans-1,3-Dichloropropene	-	**U**
VMP-9-5-012612	TO-15	Tetrachloroethene	-	**U**
VMP-9-5-012612	TO-15	Chlorobenzene	-	**U**
VMP-9-5-012612	TO-15	Ethyl benzene	-	**U**
VMP-9-5-012612	TO-15	1,3-Dichlorobenzene	-	**U**
VMP-9-5-012612	TO-15	1,4-Dichlorobenzene	-	**U**
VMP-9-5-012612	TO-15	1,2,4-Trichlorobenzene	-	**U**
VMP-9-11.5-012612	TO-15	Carbon disulfide	-	**U**

Sample ID	Parameter	Analyte	New Reporting Limit (RL)	Qualification
VMP-9-11.5-012612	TO-15	Methylene chloride	-	**U**
VMP-9-11.5-012612	TO-15	1,2-Dichloroethane	-	**U**
VMP-9-11.5-012612	TO-15	cis-1,3-Dichloropropene	-	**U**
VMP-9-11.5-012612	TO-15	trans-1,3-Dichloropropene	-	**U**
VMP-9-11.5-012612	TO-15	Tetrachloroethene	-	**U**
VMP-9-11.5-012612	TO-15	1,2-Dibromoethane (EDB)	-	**U**
VMP-9-11.5-012612	TO-15	Ethyl benzene	-	**U**
VMP-9-11.5-012612	TO-15	1,3-Dichlorobenzene	-	**U**
VMP-9-11.5-012612	TO-15	1,4-Dichlorobenzene	-	**U**
VMP-9-11.5-012612	TO-15	1,2-Dichlorobenzene	-	**U**
VMP-9-11.5-012612	TO-15	1,2,4-Trichlorobenzene	-	**U**
VMP-3-10-012712	TO-15	Acetone	-	**U**

5.0 Laboratory Control Sample

Were LCS recoveries within evaluation criteria?

Yes

6.0 Surrogate Recoveries

Were surrogate recoveries within evaluation criteria?

No

Sample ID	Parameter	Surrogate	Recovery	Criteria
VMP-2-8.5-012612-DUP	TO-15	1,2-Dichloroethane-d_4	**139**	70-130
VMP-2-22-012612	TO-15	1,2-Dichloroethane-d_4	**134**	70-130
VMP-9-25.5-012612	TO-15	1,2-Dichloroethane-d_4	**145**	70-130
VMP-9-38.5-012612	TO-15	1,2-Dichloroethane-d_4	**162**	70-130
VMP-14-20-012612 Run B	TO-15	1,2-Dichloroethane-d_4	**145**	70-130
VMP-3-31.5-012712	TO-15	1,2-Dichloroethane-d_4	**132**	70-130
VMP-13-21.5-012712	TO-15	1,2-Dichloroethane-d_4	**137**	70-130
VMP-13-5-012712	TO-15	1,2-Dichloroethane-d_4	**131**	70-130

Analytical data that required qualification based on surrogate data are in included in the table below. Analytical data reported as non-detect and associated with surrogate recoveries above evaluation criteria, indicating a possible high bias, did not require qualification.

Sample ID	Parameter	Analyte	Qualification
VMP-2-8.5-012612-DUP	TO-15	Acetone	**J**
VMP-2-8.5-012612-DUP	TO-15	Hexane	**J**
VMP-2-8.5-012612-DUP	TO-15	Cyclohexane	**J**
VMP-2-8.5-012612-DUP	TO-15	2,2,4-Trimethylpentane	**J**
VMP-2-8.5-012612-DUP	TO-15	Butane	**J**
VMP-2-8.5-012612-DUP	TO-15	Isopentane	**J**
VMP-2-22-012612	TO-15	Hexane	**J**

Sample ID	Parameter	Analyte	Qualification
VMP-2-22-012612	TO-15	Cyclohexane	J
VMP-2-22-012612	TO-15	2,2,4-Trimethylpentane	J
VMP-2-22-012612	TO-15	Benzene	J
VMP-2-22-012612	TO-15	Butane	J
VMP-2-22-012612	TO-15	Isopentane	J
VMP-9-25.5-012612	TO-15	Hexane	J
VMP-9-25.5-012612	TO-15	Cyclohexane	J
VMP-9-25.5-012612	TO-15	2,2,4-Trimethylpentane	J
VMP-9-25.5-012612	TO-15	Benzene	J
VMP-9-25.5-012612	TO-15	Toluene	J
VMP-9-25.5-012612	TO-15	Butane	J
VMP-9-25.5-012612	TO-15	Isopentane	J
VMP-9-38.5-012612	TO-15	Hexane	J
VMP-9-38.5-012612	TO-15	Cyclohexane	J
VMP-9-38.5-012612	TO-15	2,2,4-Trimethylpentane	J
VMP-9-38.5-012612	TO-15	Benzene	J
VMP-9-38.5-012612	TO-15	Toluene	J
VMP-9-38.5-012612	TO-15	m,p-Xylene	J
VMP-9-38.5-012612	TO-15	Cumene	J
VMP-9-38.5-012612	TO-15	Butane	J
VMP-9-38.5-012612	TO-15	Isopentane	J
VMP-14-20-012612 Run B	TO-15	Acetone	J
VMP-14-20-012612 Run B	TO-15	2-Propanol	J
VMP-14-20-012612 Run B	TO-15	Carbon disulfide	J
VMP-14-20-012612 Run B	TO-15	Methylene chloride	J
VMP-14-20-012612 Run B	TO-15	Hexane	J
VMP-14-20-012612 Run B	TO-15	Cyclohexane	J
VMP-14-20-012612 Run B	TO-15	2,2,4-Trimethylpentane	J
VMP-14-20-012612 Run B	TO-15	Heptane	J
VMP-14-20-012612 Run B	TO-15	Toluene	J
VMP-14-20-012612 Run B	TO-15	Butane	J
VMP-3-31.5-012712	TO-15	Acetone	J
VMP-3-31.5-012712	TO-15	Methylene chloride	J
VMP-3-31.5-012712	TO-15	Hexane	J
VMP-3-31.5-012712	TO-15	Cyclohexane	J
VMP-3-31.5-012712	TO-15	2,2,4-Trimethylpentane	J
VMP-3-31.5-012712	TO-15	Benzene	J
VMP-3-31.5-012712	TO-15	Heptane	J
VMP-3-31.5-012712	TO-15	Butane	J
VMP-3-31.5-012712	TO-15	Isopentane	J
VMP-13-21.5-012712	TO-15	Methylene chloride	J
VMP-13-21.5-012712	TO-15	Methyl tert-butyl ether	J
VMP-13-21.5-012712	TO-15	Hexane	J
VMP-13-21.5-012712	TO-15	Cyclohexane	J
VMP-13-21.5-012712	TO-15	2,2,4-Trimethylpentane	J
VMP-13-21.5-012712	TO-15	Benzene	J
VMP-13-21.5-012712	TO-15	Ethyl benzene	J
VMP-13-21.5-012712	TO-15	Butane	J
VMP-13-21.5-012712	TO-15	Isopentane	J
VMP-13-5-012712	TO-15	Ethanol	J
VMP-13-5-012712	TO-15	Acetone	J

Sample ID	Parameter	Analyte	Qualification
VMP-13-5-012712	TO-15	2-Propanol	**J**
VMP-13-5-012712	TO-15	Methylene chloride	**J**
VMP-13-5-012712	TO-15	Hexane	**J**
VMP-13-5-012712	TO-15	Cyclohexane	**J**
VMP-13-5-012712	TO-15	2,2,4-Trimethylpentane	**J**
VMP-13-5-012712	TO-15	Benzene	**J**
VMP-13-5-012712	TO-15	Heptane	**J**
VMP-13-5-012712	TO-15	4-Methyl-2-pentanone	**J**
VMP-13-5-012712	TO-15	Toluene	**J**
VMP-13-5-012712	TO-15	Ethyl benzene	**J**
VMP-13-5-012712	TO-15	Cumene	**J**
VMP-13-5-012712	TO-15	Butane	**J**
VMP-13-5-012712	TO-15	Isopentane	**J**

7.0 Matrix Spike and Matrix Spike Duplicate Recoveries

Were MS/MSD samples analyzed as part of this SDG?

MS/MSD samples are not applicable for vapor samples, due to the inability to spike the samples.

8.0 Laboratory Duplicate Results

Were laboratory duplicate samples collected as part of this SDG?

No

9.0 Field Duplicate Results

Were field duplicate samples collected as part of this SDG?

Yes

Field ID	Field Duplicate ID
VMP-2-8.5-012612	VMP-2-8.5-012612-DUP

Were field duplicate sample RPDs within evaluation criteria?

No

Field ID	Field Duplicate ID	Parameter	Analyte	RPD	Qualification
VMP-2-8.5-012612	VMP-2-8.5-012612-DUP	TO-15	2,2,4-Trimethylpentane	**41**	**J/J**
VMP-2-8.5-012612	VMP-2-8.5-012612-DUP	Natural gases	Oxygen	**50**	**J/J**

10.0 Sample Dilutions

For samples that were diluted and nondetect, were undiluted results also reported?

Not applicable; analytes were detected in samples that were diluted.

11.0 Additional Qualifications

Were additional qualifications applied?

No

Air Toxics LTD.
Laboratory Services Since 1989

2/12/2012
Ms. Elizabeth Kunkel
URS Corporation
1001 Highlands Plaza Dr. West
Suite 300
St. Louis MO 63110

Project Name: Roxana Soil Vapor
Project #: 21562735.00011
Workorder #: 1201497A

Dear Ms. Elizabeth Kunkel

The following report includes the data for the above referenced project for sample(s) received on 1/30/2012 at Air Toxics Ltd.

The data and associated QC analyzed by Modified TO-15 are compliant with the project requirements or laboratory criteria with the exception of the deviations noted in the attached case narrative.

Thank you for choosing Air Toxics Ltd. for your air analysis needs. Air Toxics Ltd. is committed to providing accurate data of the highest quality. Please feel free to contact the Project Manager: Kelly Buettner at 916-985-1000 if you have any questions regarding the data in this report.

Regards,

Kelly Buettner

Kelly Buettner
Project Manager

Reviewed on 2/22/2012

Air Toxics LTD.
Laboratory Services Since 1989

WORK ORDER #: 1201497A

Work Order Summary

CLIENT:	Ms. Elizabeth Kunkel URS Corporation 1001 Highlands Plaza Dr. West Suite 300 St. Louis, MO 63110	**BILL TO:**	Aeeounts Payable Austin URS Corporation P.O. BOX 203970 Austin, TX 78720-1088
PHONE:	314-743-4179	**P.O. #**	21562593.00009
FAX:		**PROJECT #**	21562735.00011 Roxana Soil Vapor
DATE RECEIVED:	01/30/2012	**CONTACT:**	Kelly Buettner
DATE COMPLETED:	02/12/2012		

FRACTION #	NAME	TEST	RECEIPT VAC./PRES.	FINAL PRESSURE
01A	VMP-2-5-012512	Modified TO-15	4.0 "Hg	5 psi
01B	VMP-2-5-012512	Modified TO-15	4.0 "Hg	5 psi
02A	VMP-2-8.5-012612	Modified TO-15	5.0 "Hg	5 psi
03A	VMP-2-8.5-012612-DUP	Modified TO-15	5.0 "Hg	5 psi
04A	VMP-2-22-012612	Modified TO-15	4.0 "Hg	5 psi
05A	VMP-9-5-012612	Modified TO-15	3.0 "Hg	5 psi
06A	VMP-9-11.5-012612	Modified TO-15	4.0 "Hg	5 psi
07A	VMP-9-25.5-012612	Modified TO-15	5.0 "Hg	5 psi
08A	VMP-9-38.5-012612	Modified TO-15	6.0 "Hg	5 psi
09A	VMP-14-11.5-012612	Modified TO-15	7.2 "Hg	5 psi
09B	VMP-14-11.5-012612	Modified TO-15	7.2 "Hg	5 psi
10A	VMP-14-20-012612	Modified TO-15	7.0 "Hg	5 psi
10B	VMP-14-20-012612	Modified TO-15	7.0 "Hg	5 psi
11A	VMP-14-29-012612	Modified TO-15	5.4 "Hg	5 psi
12A	VMP-3-5-012712	Modified TO-15	7.0 "Hg	5 psi
13A	VMP-3-31.5-012712	Modified TO-15	5.8 "Hg	5 psi
14A	VMP-13-21.5-012712	Modified TO-15	5.0 "Hg	5 psi

Continued on next page

Air Toxics LTD.
Laboratory Services Since 1989

WORK ORDER #: 1201497A

Work Order Summary

CLIENT:	Ms. Elizabeth Kunkel URS Corporation 1001 Highlands Plaza Dr. West Suite 300 St. Louis, MO 63110	**BILL TO:**	Accounts Payable Austin URS Corporation P.O. BOX 203970 Austin, TX 78720-1088
PHONE:	314-743-4179	**P.O. #**	21562593.00009
FAX:		**PROJECT #**	21562735.00011 Roxana Soil Vapor
DATE RECEIVED:	01/30/2012	**CONTACT:**	Kelly Buettner
DATE COMPLETED:	02/12/2012		

FRACTION #	NAME	TEST	RECEIPT VAC./PRES.	FINAL PRESSURE
15A	VMP-3-10-012712	Modified TO-15	6.0 "Hg	5 psi
16A	VMP-13-5-012712	Modified TO-15	4.0 "Hg	5 psi
17A	Lab Blank	Modified TO-15	NA	NA
17B	Lab Blank	Modified TO-15	NA	NA
18A	CCV	Modified TO-15	NA	NA
18B	CCV	Modified TO-15	NA	NA
19A	LCS	Modified TO-15	NA	NA
19AA	LCSD	Modified TO-15	NA	NA
19B	LCS	Modified TO-15	NA	NA
19BB	LCSD	Modified TO-15	NA	NA

CERTIFIED BY: _____ DATE: 02/12/12

Laboratory Director

Certfication numbers: AZ Licensure AZ0719, CA NELAP - 02110CA, LA NELAP - 02089, NY NELAP - 11291, TX NELAP - T104704434-11-3, UT NELAP -CA009332011-1, WA NELAP - C935
Name of Accrediting Agency: NELAP/Florida Department of Health, Scope of Application: Clean Air Act, Accreditation number: E87680, Effeetive date: 07/01/11 , Expiration date: 06/30/12.
Air Toxics Ltd. certifies that the test results contained in this report meet all requirements of the NELAC standards

This report shall not be reproduced, except in full, without the written approval of Air Toxics Ltd.

180 BLUE RAVINE ROAD, SUITE B FOLSOM, CA - 95630
(916) 985-1000 . (800) 985-5955 . FAX (916) 985-1020

Air Toxics LTD.
Laboratory Services Since 1989

LABORATORY NARRATIVE
EPA Method TO-15
URS Corporation
Workorder# 1201497A

Sixteen 1 Liter Summa Canister samples were received on January 30, 2012. The laboratory performed analysis via EPA Method TO-15 using GC/MS in the full scan mode.

This workorder was independently validated prior to submittal using 'USEPA National Functional Guidelines' as generally applied to the analysis of volatile organic compounds in air. A rules-based, logic driven, independent validation engine was employed to assess completeness, evaluate pass/fail of relevant project quality control requirements and verification of all quantified amounts.

Receiving Notes

There were no receiving discrepancies.

Analytical Notes

As per client project requirements, the laboratory has reported estimated values for target compound hits that are below the Reporting Limit but greater than the Method Detection Limit. Concentrations that are below the level at which the canister was certified may be false positives.

Dilution was performed on samples VMP-2-5-012512, VMP-2-8.5-012612, VMP-2-8.5-012612-DUP, VMP-2-22-012612, VMP-9-25.5-012612, VMP-9-38.5-012612, VMP-14-11.5-012612, VMP-14-20-012612, VMP-14-29-012612, VMP-3-5-012712, VMP-3-31.5-012712, and VMP-13-21.5-012712 due to the presence of high level target species.

The recovery of surrogate 1,2-Dichloroethane-d4 in samples VMP-2-8.5-012612-DUP, VMP-2-22-012612, VMP-9-25.5-012612, VMP-9-38.5-012612, VMP-14-20-012612 "B" fraction, VMP-3-31.5-012712, VMP-13-21.5-012712, and VMP-13-5-012712 was outside laboratory control limits due to high level hydrocarbon matrix interference. The surrogate recovery is flagged.

Due to high-level target compounds, samples VMP-2-5-012512, VMP-14-11.5-012612, and VMP-14-20-012612 were analyzed twice. In the "A" fraction, the sample was diluted to bring the highest-level compounds within the calibration range. The "B" fraction is also reported by client request and may be reported with "E" flags indicating the compound exceeds the calibration range. Both runs and associated QC are reported.

Definition of Data Qualifying Flags

Eight qualifiers may have been used on the data analysis sheets and indicates as follows:

B - Compound present in laboratory blank greater than reporting limit (background subtraction not performed).

J - Estimated value.

E - Exceeds instrument calibration range.

S - Saturated peak.

Q - Exceeds quality control limits.

U - Compound analyzed for but not detected above the reporting limit.
UJ- Non-detected compound associated with low bias in the CCV and/or LCS.
N - The identification is based on presumptive evidence.

File extensions may have been used on the data analysis sheets and indicates as follows:
a-File was requantified
b-File was quantified by a second column and detector
r1-File was requantified for the purpose of reissue

Air Toxics LTD.
Laboratory Services Since 1989

Summary of Detected Compounds
EPA METHOD TO-15 GC/MS FULL SCAN

Client Sample ID: VMP-2-5-012512 *Use these results only. All other data was reported from the 101x dilution analysis.

Lab ID#: 1201497A-01A

DF = 310

Compound	Rpt. Limit (ppbv)	Amount (ppbv)	Rpt. Limit (ug/m3)	Amount (ug/m3)
Ethanol	620	590 J	1200	1100 J
Acetone	620	1400	1500	3400
2-Propanol	620	260 J	1500	640 J
Carbon Disulfide	620	780	1900	2400
Methylene Chloride	160	290	540	1000
Hexane	160	160	550	570
2-Butanone (Methyl Ethyl Ketone)	620	340 J	1800	1000 J
Cyclohexane	160	68 J	530	230 J
* 2,2,4-Trimethylpentane	160	44000	720	200000
Benzene	160	84 J	500	270 J
Heptane	160	410	640	1700
Toluene	160	340	580	1300
Chlorobenzene	160	45 J	710	210 J
Isopentane	620	780	1800	2300

Client Sample ID: VMP-2-5-012512 * Do not use this data. Use all other data.

Lab ID#: 1201497A-01B

DF = 101

Compound	Rpt. Limit (ppbv)	Amount (ppbv)	Rpt. Limit (ug/m3)	Amount (ug/m3)
Ethanol	390	490	730	930
Acetone	390	1600	920	3800
2-Propanol	390	310 J	950	750 J
Carbon Disulfide	390	740	1200	2300
Methylene Chloride	97	300	340	1000
Hexane	97	160	340	570
2-Butanone (Methyl Ethyl Ketone)	390	330 J	1100	980 J
Cyclohexane	97	78 J	330	270 J
* ~~2,2,4-Trimethylpentane~~	~~97~~	~~44000 E~~	~~450~~	~~210000 E~~
Benzene	97	73 J	310	230 J
Toluene	97	330	360	1300
Chlorobenzene	97	36 J	450	170 J

Air Toxics LTD.
Laboratory Services Since 1989

Summary of Detected Compounds
EPA METHOD TO-15 GC/MS FULL SCAN

Client Sample ID: VMP-2-5-012512

Lab ID#: 1201497A-01B

Ethyl Benzene	97	13 J	420	58 J
m,p-Xylene	97	31 J	420	140 J
Isopentane	390	790	1100	2300

Client Sample ID: VMP-2-8.5-012612

Lab ID#: 1201497A-02A

Compound	Rpt. Limit (ppbv)	Amount (ppbv)	Rpt. Limit (ug/m3)	Amount (ug/m3)
Hexane	500	480 J	1800	1700 J
Cyclohexane	500	1200	1700	4100
2,2,4-Trimethylpentane	500	110000	2400	510000 J
Benzene	500	170 J	1600	530 J
Butane	2000	130000	4800	320000
Isopentane	2000	290000	6000	860000

Client Sample ID: VMP-2-8.5-012612-DUP

Lab ID#: 1201497A-03A

Compound	Rpt. Limit (ppbv)	Amount (ppbv)	Rpt. Limit (ug/m3)	Amount (ug/m3)
Acetone	2000	160 J J	4800	370 J J
Hexane	500	650 J	1800	2300 J
Cyclohexane	500	1600 J	1700	5400 J
2,2,4-Trimethylpentane	500	160000 J	2400	770000 J
Benzene	500	250 J J	1600	790 J J
Butane	2000	150000 J	4800	370000 J
Isopentane	2000	340000 J	6000	1000000 J

Client Sample ID: VMP-2-22-012612

Lab ID#: 1201497A-04A

Compound	Rpt. Limit (ppbv)	Amount (ppbv)	Rpt. Limit (ug/m3)	Amount (ug/m3)
Hexane	780	1000 J	2700	3600 J
Cyclohexane	780	1800 J	2700	6400 J

Air Toxics LTD.
Laboratory Services Since 1989

Summary of Detected Compounds
EPA METHOD TO-15 GC/MS

Client Sample ID: VMP-2-22-012612

Lab ID#: I201497A-04A

2,2,4-Trimethylpentane	780	140000 J	3600	650000 J
Benzene	780	230 J J	2500	740 J J
Butane	3100	210000 J	7400	500000 J
Isopentane	3100	410000 J	9100	1200000 J

Client Sample ID: VMP-9-5-012612

Lab ID#: 1201497A-05A

Compound	Rpt. Limit (ppbv)	Amount (ppbv)	Rpt. Limit (ug/m3)	Amount (ug/m3)
Freon 12	0.74	0.78	3.7	3.8
Freon 11	0.74	0.098 J	4.2	0.55 J
Ethanol	3.0	3.2	5.6	6.1
Acetone	3.0	5.0	7.1	12
2-Propanol	3.0	3.0	7.3	7.2
Carbon Disulfide	3.0	0.33 J	9.3	1.0 J
Methylene Chloride	0.74	~~0.20 J~~ U	2.6	~~0.70 J~~ U
Hexane	0.74	1.4	2.6	4.9
2-Butanone (Methyl Ethyl Ketone)	3.0	2.9 J	8.8	8.6 J
Cyclohexane	0.74	3.0	2.6	10
2,2,4-Trimethylpentane	0.74	240	3.5	1100
Benzene	0.74	3.5	2.4	11
1,2-Dichloroethane	0.74	~~0.17 J~~ U	3.0	~~0.68 J~~ U
Heptane	0.74	1.9	3.0	7.8
Trichloroethene	0.74	0.31 J	4.0	1.7 J
4-Methyl-2-pentanone	0.74	9.6	3.0	39
Toluene	0.74	1.5	2.8	5.8
trans-1,3-Dichloropropene	0.74	~~0.17 J~~ U	3.4	~~0.76 J~~ U
Tetrachloroethene	0.74	~~0.17 J~~ U	5.0	~~1.1 J~~ U
Chlorobenzene	0.74	~~0.43 J~~ U	3.4	~~2.0 J~~ U
Ethyl Benzene	0.74	~~0.16 J~~ U	3.2	~~0.72 J~~ U
m,p-Xylene	0.74	0.42 J	3.2	1.8 J
o-Xylene	0.74	0.15 J	3.2	0.64 J
Cumene	0.74	1.6	3.7	8.0

Air Toxics LTD.
Laboratory Services Since 1989

Summary of Detected Compounds
EPA METHOD TO-15 GC/MS FULL SCAN

Client Sample ID: VMP-9-5-012612

Lab ID#: 1201497A-05A

4-Ethyltoluene	0.74	0.11 J	3.7	0.52 J
1,3-Dichlorobenzene	0.74	~~0.12 J~~ U	4.5	~~0.89 J~~ U
1,4-Dichlorobenzene	0.74	~~0.14 J~~ U	4.5	~~0.84 J~~ U
1,2,4-Trichlorobenzene	3.0	~~0.19 J~~ U	22	~~1.4 J~~ U
Butane	3.0	45	7.1	110
Isopentane	3.0	99	8.8	290

Client Sample ID: VMP-9-11.5-012612

Lab ID#: 1201497A-06A

Compound	Rpt. Limit (ppbv)	Amount (ppbv)	Rpt. Limit (ug/m3)	Amount (ug/m3)
Freon 12	0.78	0.67 J	3.8	3.3 J
Ethanol	3.1	14	5.8	26
Acetone	3.1	9.9	7.4	24
2-Propanol	3.1	5.0	7.6	12
Carbon Disulfide	3.1	~~0.40 J~~ U	9.6	~~1.2 J~~ U
Methylene Chloride	0.78	~~0.56 J~~ U	2.7	~~1.9 J~~ U
Hexane	0.78	0.41 J	2.7	1.4 J
2-Butanone (Methyl Ethyl Ketone)	3.1	5.2	9.1	15
Tetrahydrofuran	0.78	0.84	2.3	2.5
Cyclohexane	0.78	0.23 J	2.7	0.79 J
2,2,4-Trimethylpentane	0.78	24	3.6	110
Benzene	0.78	0.74 J	2.5	2.4 J
1,2-Dichloroethane	0.78	~~0.24 J~~ U	3.1	~~0.98 J~~ U
Heptane	0.78	0.34 J	3.2	1.4 J
Trichloroethene	0.78	1.3	4.2	7.1
cis-1,3-Dichloropropene	0.78	~~0.12 J~~ U	3.5	~~0.53 J~~ U
4-Methyl-2-pentanone	0.78	13	3.2	52
Toluene	0.78	2.4	2.9	9.0
trans-1,3-Dichloropropene	0.78	~~0.23 J~~ U	3.5	~~1.0 J~~ U
Tetrachloroethene	0.78	~~0.17 J~~ U	5.2	~~1.2 J~~ U
1,2-Dibromoethane (EDB)	0.78	~~0.16 J~~ U	6.0	~~1.2 J~~ U
Chlorobenzene	0.78	~~0.42 J~~ U	3.6	~~1.9 J~~ U

Air Toxics LTD.
Laboratory Services Since 1989

Summary of Detected Compounds
EPA METHOD TO-15 GC/MS FULL SCAN

Client Sample ID: VMP-9-11.5-012612

Lab ID#: 1201497A-06A

Ethyl Benzene	0.78	~~0.15 J~~ U	3.4	~~0.66 J~~ U
m,p-Xylene	0.78	0.40 J	3.4	1.8 J
o-Xylene	0.78	0.16 J	3.4	0.68 J
Styrene	0.78	0.12 J	3.3	0.49 J
Cumene	0.78	1.7	3.8	8.3
1,3-Dichlorobenzene	0.78	~~0.14 J~~ U	4.6	~~0.82 J~~ U
1,4-Dichlorobenzene	0.78	~~0.18 J~~ U	4.6	~~1.1 J~~ U
1,2-Dichlorobenzene	0.78	~~0.14 J~~ U	4.6	~~0.84 J~~ U
1,2,4-Trichlorobenzene	3.1	~~0.24 J~~ U	23	~~1.8 J~~ U
Butane	3.1	11	7.4	26
Isopentane	3.1	28	9.1	84

Client Sample ID: VMP-9-25.5-012612

Lab ID#: 1201497A-07A

Compound	Rpt. Limit (ppbv)	Amount (ppbv)	Rpt. Limit (ug/m3)	Amount (ug/m3)
Hexane	32	300 J	110	1000 J
Cyclohexane	32	1200	110	4300
2,2,4-Trimethylpentane	32	16000	150	76000
Benzene	32	74	100	240
Toluene	32	13 J	120	48 J
Butane	130	4400	310	10000
Isopentane	130	28000	380	81000

Client Sample ID: VMP-9-38.5-012612

Lab ID#: 1201497A-08A

Compound	Rpt. Limit (ppbv)	Amount (ppbv)	Rpt. Limit (ug/m3)	Amount (ug/m3)
Hexane	42	910 J	150	3200 J
Cyclohexane	42	2900	140	9800
2,2,4-Trimethylpentane	42	26000	200	120000
Benzene	42	340	130	1100
Toluene	42	14 J	160	51 J

Air Toxics LTD.
Laboratory Services Since 1989

Summary of Detected Compounds
EPA METHOD TO-15 GC/MS

Client Sample ID: VMP-9-38.5-012612

Lab ID#: 1201497A-08A

m,p-Xylene	42	4.4 J J	180	19 J J
Cumene	42	9.2 J	210	45 J
Butane	170	5000	400	12000
Isopentane	170	31000	500	91000

Client Sample ID: VMP-14-11.5-012612 * Use these results only. All other data was reported from the 10x dilution analysis

Lab ID#: 1201497A-09A

DF=352

Compound	Rpt. Limit (ppbv)	Amount (ppbv)	Rpt. Limit (ug/m3)	Amount (ug/m3)
Acetone	7000	730 J	17000	1700 J
Carbon Disulfide	1800	390 J	5500	1200 J
Methylene Chloride	1800	420 J	6100	1500 J
Hexane	1800	12000	6200	42000
Cyclohexane	1800	3700	6000	13000
2,2,4-Trimethylpentane	1800	8600	8200	40000
Benzene	1800	560 J	5600	1800 J
Toluene	1800	330 J	6600	1200 J
Butane	7000	580000	17000	1400000
* Isopentane	7000	830000	21000	2400000

Client Sample ID: VMP-14-11.5-012612 * Do not use this data. Use all other data

Lab ID#: 1201497A-09B

DF = 176

Compound	Rpt. Limit (ppbv)	Amount (ppbv)	Rpt. Limit (ug/m3)	Amount (ug/m3)
Hexane	880	18000	3100	63000
Cyclohexane	880	6500	3000	22000
2,2,4-Trimethylpentane	880	18000	4100	86000
Benzene	880	1200	2800	3800
Butane	3500	650000	8400	1500000
* ~~Isopentane~~	~~3500~~	~~1100000 E~~	~~10000~~	~~3200000 E~~

Client Sample ID: VMP-14-20-012612

Lab ID#: 1201497A-10A

Air Toxics LTD.
Laboratory Services Since 1989

Summary of Detected Compounds
EPA METHOD TO-15 GC/MS

Client Sample ID: VMP-14-20-012612 *Use these results only. All other data was reported from the 350x dilution analysis.

Lab ID#: 1201497A-10A

DF = 1750

Compound	Rpt. Limit (ppbv)	Amount (ppbv)	Rpt. Limit (ug/m3)	Amount (ug/m3)
Methylene Chloride	8800	1700 J	30000	5800 J
Hexane	8800	180000	31000	640000
Cyclohexane	8800	60000	30000	210000
2,2,4-Trimethylpentane	8800	55000	41000	260000
* Benzene	8800	5400000	28000	17000000
Heptane	8800	15000	36000	62000
Butane	35000	1500000	83000	3500000
* Isopentane	35000	2200000	100000	6600000

Client Sample ID: VMP-14-20-012612 *Do not use this data. Use all other data.

Lab ID#: 1201497A-10B

DF = 350

Compound	Rpt. Limit (ppbv)	Amount (ppbv)	Rpt. Limit (ug/m3)	Amount (ug/m3)
Acetone	7000	1200 J J	17000	2800 J J
2-Propanol	7000	490 J	17000	1200 J
Carbon Disulfide	1800	500 J	5400	1500 J
Methylene Chloride	1800	560 J	6100	1900 J
Hexane	1800	200000	6200	700000
Cyclohexane	1800	68000	6000	230000
2,2,4-Trimethylpentane	1800	61000	8200	280000
* ~~Benzene~~	~~1800~~	~~5200000 E~~	~~5600~~	~~17000000 E~~
Heptane	1800	19000 J	7200	79000 J
Toluene	1800	590 J	6600	2200 J
Butane	7000	1700000	17000	4100000
* ~~Isopentane~~	~~7000~~	~~2400000 E~~	~~21000~~	~~7000000 E~~

Client Sample ID: VMP-14-29-012612

Lab ID#: 1201497A-11A

Compound	Rpt. Limit (ppbv)	Amount (ppbv)	Rpt. Limit (ug/m3)	Amount (ug/m3)
Hexane	31000	240000	110000	840000

Air Toxics LTD.
Laboratory Services Since 1989

Summary of Detected Compounds
EPA METHOD TO-15 GC/MS

Client Sample ID: VMP-14-29-012612

Lab ID#: 1201497A-11A

Cyclohexane	31000	72000	110000	250000
2,2,4-Trimethylpentane	31000	71000	150000	330000
Benzene	31000	8300000	100000	26000000
Heptane	31000	30000 J	130000	120000 J
Butane	120000	1700000	300000	4000000
Isopentane	120000	2500000	370000	7300000

Client Sample ID: VMP-3-5-012712

Lab ID#: 1201497A-12A

Compound	Rpt. Limit (ppbv)	Amount (ppbv)	Rpt. Limit (ug/m3)	Amount (ug/m3)
Methylene Chloride	440	190 J	1500	680 J
Hexane	440	16000	1500	58000
Cyclohexane	440	1500	1500	5200
2,2,4-Trimethylpentane	440	56000	2000	260000
Benzene	440	200 J	1400	630 J
Butane	1800	190000	4200	460000
Isopentane	1800	370000	5200	1100000

Client Sample ID: VMP-3-31.5-012712

Lab ID#: 1201497A-13A

Compound	Rpt. Limit (ppbv)	Amount (ppbv)	Rpt. Limit (ug/m3)	Amount (ug/m3)
Acetone	55000	5000 J J	130000	12000 J J
Methylene Chloride	14000	4100 J	48000	14000 J
Hexane	14000	490000	49000	1700000
Cyclohexane	14000	62000	48000	210000
2,2,4-Trimethylpentane	14000	630000	65000	2900000
Benzene	14000	8500 J	44000	27000 J
Heptane	14000	21000	57000	88000
Butane	55000	5400000	130000	13000000
Isopentane	55000	5400000	160000	16000000

Air Toxics LTD.
Laboratory Services Since 1989

Summary of Detected Compounds
EPA METHOD TO-15 GC/MS

Client Sample ID: VMP-13-21.5-012712

Lab ID#: 1201497A-14A

Compound	Rpt. Limit (ppbv)	Amount (ppbv)	Rpt. Limit (ug/m3)	Amount (ug/m3)
Methylene Chloride	130	27 J J	460	94 J J
Methyl tert-butyl ether	130	21 J	480	75 J
Hexane	130	110 J	470	380 J
Cyclohexane	130	260	460	900
2,2,4-Trimethylpentane	130	6200	620	29000
Benzene	130	110000	430	370000
Ethyl Benzene	130	29 J	580	130 J
Butane	540	6600	1300	16000
Isopentane	540	17000	1600	49000

Client Sample ID: VMP-3-10-012712

Lab ID#: 1201497A-15A

Compound	Rpt. Limit (ppbv)	Amount (ppbv)	Rpt. Limit (ug/m3)	Amount (ug/m3)
Ethanol	34	9.3 J	63	18 J
Acetone	34	~~6.1 J~~ u	80	~~14 J~~ u
2-Propanol	34	7.0 J	82	17 J
Hexane	8.4	490	30	1700
Cyclohexane	8.4	120	29	400
2,2,4-Trimethylpentane	8.4	1900	39	8900
Benzene	8.4	28	27	91
Heptane	8.4	79	34	320
4-Methyl-2-pentanone	8.4	10	34	42
Toluene	8.4	7.0 J	32	26 J
Ethyl Benzene	8.4	5.3 J	36	23 J
m,p-Xylene	8.4	7.0 J	36	30 J
o-Xylene	8.4	4.3 J	36	19 J
Cumene	8.4	3.3 J	41	16 J
Propylbenzene	8.4	3.0 J	41	15 J
4-Ethyltoluene	8.4	8.3 J	41	41 J
1,3,5-Trimethylbenzene	8.4	3.5 J	41	17 J

Air Toxics LTD.
Laboratory Services Since 1989

Summary of Detected Compounds
EPA METHOD TO-15 GC/MS

Client Sample ID: VMP-3-10-0I27I2

Lab ID#: 1201497A-15A

1,2,4-Trimethylbenzene	34	4.2 J	160	21 J
Butane	34	2900	80	6900
Isopentane	34	2700	99	7900

Client Sample ID: VMP-13-5-012712

Lab ID#: 1201497A-16A

Compound	Rpt. Limit (ppbv)	Amount (ppbv)	Rpt. Limit (ug/m3)	Amount (ug/m3)
Ethanol	31	7.5 J J	58	14 J J
Acetone	31	14 J	74	34 J
2-Propanol	31	7.0 J	76	17 J
Methylene Chloride	7.8	2.1 J	27	7.2 J
Hexane	7.8	52	27	180
Cyclohexane	7.8	24	27	81
2,2,4-Trimethylpentane	7.8	40	36	190
Benzene	7.8	2600	25	8200
Heptane	7.8	8.5	32	35
4-Methyl-2-pentanone	7.8	2.3 J	32	9.5 J
Toluene	7.8	2.6 J	29	9.8 J
Ethyl Benzene	7.8	1.0 J	34	4.4 J
Cumene	7.8	1.3 J	38	6.2 J
Butane	31	89	74	210
Isopentane	31	220	91	640

Air Toxics LTD.
Laboratory Services Since 1989

*Use these results only. All other data was reported from the 10/x dilution analysis.

Client Sample ID: VMP-2-5-012512

Lab ID#: 1201497A-01A

EPA METHOD TO-15 GC/MS FULL SCAN

File Name:	o013118	Date of Collection:	1/25/12 3:09:00 PM
Dil. Factor:	310	Date of Analysis:	1/31/12 08:35 PM

Compound	Rpt. Limit (ppbv)	Amount (ppbv)	Rpt. Limit (ug/m3)	Amount (ug/m3)
Freon 12	160	Not Detected	770	Not Detected
Freon 114	160	Not Detected	1100	Not Detected
Chloromethane	620	Not Detected	1300	Not Detected
Vinyl Chloride	160	Not Detected	400	Not Detected
1,3-Butadiene	160	Not Detected	340	Not Detected
Bromomethane	160	Not Detected	600	Not Detected
Chloroethane	620	Not Detected	1600	Not Detected
Freon 11	160	Not Detected	870	Not Detected
Ethanol	620	590 J	1200	1100 J
Freon 113	160	Not Detected	1200	Not Detected
1,1-Dichloroethene	160	Not Detected	610	Not Detected
Acetone	620	1400	1500	3400
2-Propanol	620	260 J	1500	640 J
Carbon Disulfide	620	780	1900	2400
3-Chloropropene	620	Not Detected	1900	Not Detected
Methylene Chloride	160	290	540	1000
Methyl tert-butyl ether	160	Not Detected	560	Not Detected
trans-1,2-Dichloroethene	160	Not Detected	610	Not Detected
Hexane	160	160	550	570
1,1-Dichloroethane	160	Not Detected	630	Not Detected
2-Butanone (Methyl Ethyl Ketone)	620	340 J	1800	1000 J
cis-1,2-Dichloroethene	160	Not Detected	610	Not Detected
Tetrahydrofuran	160	Not Detected	460	Not Detected
Chloroform	160	Not Detected	760	Not Detected
1,1,1-Trichloroethane	160	Not Detected	840	Not Detected
Cyclohexane	160	68 J	530	230 J
Carbon Tetrachloride	160	Not Detected	980	Not Detected
* 2,2,4-Trimethylpentane	160	44000	720	200000
Benzene	160	84 J	500	270 J
1,2-Dichloroethane	160	Not Detected	630	Not Detected
Heptane	160	410	640	1700
Trichloroethene	160	Not Detected	830	Not Detected
1,2-Dichloropropane	160	Not Detected	720	Not Detected
1,4-Dioxane	620	Not Detected	2200	Not Detected
Bromodichloromethane	160	Not Detected	1000	Not Detected
cis-1,3-Dichloropropene	160	Not Detected	700	Not Detected
4-Methyl-2-pentanone	160	Not Detected	630	Not Detected
Toluene	160	340	580	1300
trans-1,3-Dichloropropene	160	Not Detected	700	Not Detected
1,1,2-Trichloroethane	160	Not Detected	840	Not Detected
Tetrachloroethene	160	Not Detected	1000	Not Detected

Air Toxics LTD.
Laboratory Services Since 1989

Client Sample ID: VMP-2-5-012512

Lab ID#: 1201497A-01A

EPA METHOD TO-15 GC/MS FULL SCAN

File Name:	o013118	Date of Collection:	1/25/12 3:09:00 PM
Dil. Factor:	310	Date of Analysis:	1/31/12 08:35 PM

Compound	Rpt. Limit (ppbv)	Amount (ppbv)	Rpt. Limit (ug/m3)	Amount (ug/m3)
2-Hexanone	620	Not Detected	2500	Not Detected
Dibromochloromethane	160	Not Detected	1300	Not Detected
1,2-Dibromoethane (EDB)	160	Not Detected	1200	Not Detected
Chlorobenzene	160	45 J	710	210 J
Ethyl Benzene	160	Not Detected	670	Not Detected
m,p-Xylene	160	Not Detected	670	Not Detected
o-Xylene	160	Not Detected	670	Not Detected
Styrene	160	Not Detected	660	Not Detected
Bromoform	160	Not Detected	1600	Not Detected
Cumene	160	Not Detected	760	Not Detected
1,1,2,2-Tetrachloroethane	160	Not Detected	1100	Not Detected
Propylbenzene	160	Not Detected	760	Not Detected
4-Ethyltoluene	160	Not Detected	760	Not Detected
1,3,5-Trimethylbenzene	160	Not Detected	760	Not Detected
1,2,4-Trimethylbenzene	160	Not Detected	760	Not Detected
1,3-Dichlorobenzene	160	Not Detected	930	Not Detected
1,4-Dichlorobenzene	160	Not Detected	930	Not Detected
alpha-Chlorotoluene	160	Not Detected	800	Not Detected
1,2-Dichlorobenzene	160	Not Detected	930	Not Detected
1,2,4-Trichlorobenzene	620	Not Detected	4600	Not Detected
Hexachlorobutadiene	620	Not Detected	6600	Not Detected
Butane	620	Not Detected	1500	Not Detected
Isopentane	620	780	1800	2300

J = Estimated value.

Container Type: 1 Liter Summa Canister

Surrogates	%Recovery	Method Limits
Toluene-d8	101	70-130
1,2-Dichloroethane-d4	127	70-130
4-Bromofluorobenzene	105	70-130

Air Toxics LTD. * Do not use this data. Use all other data.
Laboratory Services Since 1989

Client Sample ID: VMP-2-5-012512

Lab ID#: 1201497A-01B

EPA METHOD TO-15 GC/MS FULL SCAN

File Name:	o013117	Date of Collection:	1/25/12 3:09:00 PM
Dil. Factor:	194	Date of Analysis:	1/31/12 08:05 PM

Compound	Rpt. Limit (ppbv)	Amount (ppbv)	Rpt. Limit (ug/m3)	Amount (ug/m3)
Freon 12	97	Not Detected	480	Not Detected
Freon 114	97	Not Detected	680	Not Detected
Chloromethane	390	Not Detected	800	Not Detected
Vinyl Chloride	97	Not Detected	250	Not Detected
1,3-Butadiene	97	Not Detected	210	Not Detected
Bromomethane	97	Not Detected	380	Not Detected
Chloroethane	390	Not Detected	1000	Not Detected
Freon 11	97	Not Detected	540	Not Detected
Ethanol	390	490	730	930
Freon 113	97	Not Detected	740	Not Detected
1,1-Dichloroethene	97	Not Detected	380	Not Detected
Acetone	390	1600	920	3800
2-Propanol	390	310 J	950	750 J
Carbon Disulfide	390	740	1200	2300
3-Chloropropene	390	Not Detected	1200	Not Detected
Methylene Chloride	97	300	340	1000
Methyl tert-butyl ether	97	Not Detected	350	Not Detected
trans-1,2-Dichloroethene	97	Not Detected	380	Not Detected
Hexane	97	160	340	570
1,1-Dichloroethane	97	Not Detected	390	Not Detected
2-Butanone (Methyl Ethyl Ketone)	390	330 J	1100	980 J
cis-1,2-Dichloroethene	97	Not Detected	380	Not Detected
Tetrahydrofuran	97	Not Detected	290	Not Detected
Chloroform	97	Not Detected	470	Not Detected
1,1,1-Trichloroethane	97	Not Detected	530	Not Detected
Cyclohexane	97	78 J	330	270 J
Carbon Tetrachloride	97	Not Detected	610	Not Detected
* ~~2,2,4-Trimethylpentane~~	~~97~~	~~44000 E~~	~~450~~	~~210000 E~~
Benzene	97	73 J	310	230 J
1,2-Dichloroethane	97	Not Detected	390	Not Detected
Heptane	97	Not Detected	400	Not Detected
Trichloroethene	97	Not Detected	520	Not Detected
1,2-Dichloropropane	97	Not Detected	450	Not Detected
1,4-Dioxane	390	Not Detected	1400	Not Detected
Bromodichloromethane	97	Not Detected	650	Not Detected
cis-1,3-Dichloropropene	97	Not Detected	440	Not Detected
4-Methyl-2-pentanone	97	Not Detected	400	Not Detected
Toluene	97	330	360	1300
trans-1,3-Dichloropropene	97	Not Detected	440	Not Detected
1,1,2-Trichloroethane	97	Not Detected	530	Not Detected
Tetrachloroethene	97	Not Detected	660	Not Detected

Air Toxics LTD.
Laboratory Services Since 1989

Client Sample ID: VMP-2-5-012512

Lab ID#: 1201497A-01B

EPA METHOD TO-15 GC/MS FULL SCAN

File Name:	**o013117**	**Date of Collection:**	**1/25/12 3:09:00 PM**
Dil. Factor:	**194**	**Date of Analysis:**	**1/31/12 08:05 PM**

Compound	Rpt. Limit (ppbv)	Amount (ppbv)	Rpt. Limit (ug/m3)	Amount (ug/m3)
2-Hexanone	390	Not Detected	1600	Not Detected
Dibromochloromethane	97	Not Detected	830	Not Detected
1,2-Dibromoethane (EDB)	97	Not Detected	740	Not Detected
Chlorobenzene	97	36 J	450	170 J
Ethyl Benzene	97	13 J	420	58 J
m,p-Xylene	97	31 J	420	140 J
o-Xylene	97	Not Detected	420	Not Detected
Styrene	97	Not Detected	410	Not Detected
Bromoform	97	Not Detected	1000	Not Detected
Cumene	97	Not Detected	480	Not Detected
1,1,2,2-Tetrachloroethane	97	Not Detected	660	Not Detected
Propylbenzene	97	Not Detected	480	Not Detected
4-Ethyltoluene	97	Not Detected	480	Not Detected
1,3,5-Trimethylbenzene	97	Not Detected	480	Not Detected
1,2,4-Trimethylbenzene	97	Not Detected	480	Not Detected
1,3-Dichlorobenzene	97	Not Detected	580	Not Detected
1,4-Dichlorobenzene	97	Not Detected	580	Not Detected
alpha-Chlorotoluene	97	Not Detected	500	Not Detected
1,2-Dichlorobenzene	97	Not Detected	580	Not Detected
1,2,4-Trichlorobenzene	390	Not Detected	2900	Not Detected
Hexachlorobutadiene	390	Not Detected	4100	Not Detected
Butane	390	Not Detected	920	Not Detected
Isopentane	390	790	1100	2300

J = Estimated value.
E = Exceeds instrument calibration range.
Container Type: 1 Liter Summa Canister

Surrogates	%Recovery	Method Limits
Toluene-d8	103	70-130
1,2-Dichloroethane-d4	130	70-130
4-Bromofluorobenzene	101	70-130

Air Toxics LTD.
Laboratory Services Since 1989

Client Sample ID: VMP-2-8.5-012612

Lab ID#: 1201497A-02A

EPA METHOD TO-15 GC/MS

File Name:	14013107	Date of Collection:	1/26/12 9:10:00 AM
Dil. Factor:	101	Date of Analysis:	1/31/12 06:37 PM

Compound	Rpt. Limit (ppbv)	Amount (ppbv)	Rpt. Limit (ug/m3)	Amount (ug/m3)
Freon 12	500	Not Detected	2500	Not Detected
Freon 114	500	Not Detected	3500	Not Detected
Chloromethane	2000	Not Detected	4200	Not Detected
Vinyl Chloride	500	Not Detected	1300	Not Detected
1,3-Butadiene	500	Not Detected	1100	Not Detected
Bromomethane	500	Not Detected	2000	Not Detected
Chloroethane	2000	Not Detected	5300	Not Detected
Freon 11	500	Not Detected	2800	Not Detected
Ethanol	2000	Not Detected	3800	Not Detected
Freon 113	500	Not Detected	3900	Not Detected
1,1-Dichloroethene	500	Not Detected	2000	Not Detected
Acetone	2000	Not Detected	4800	Not Detected
2-Propanol	2000	Not Detected	5000	Not Detected
Carbon Disulfide	500	Not Detected	1600	Not Detected
3-Chloropropene	2000	Not Detected	6300	Not Detected
Methylene Chloride	500	Not Detected	1800	Not Detected
Methyl tert-butyl ether	500	Not Detected	1800	Not Detected
trans-1,2-Dichloroethene	500	Not Detected	2000	Not Detected
Hexane	500	480 J	1800	1700 J
1,1-Dichloroethane	500	Not Detected	2000	Not Detected
2-Butanone (Methyl Ethyl Ketone)	2000	Not Detected	6000	Not Detected
cis-1,2-Dichloroethene	500	Not Detected	2000	Not Detected
Tetrahydrofuran	500	Not Detected	1500	Not Detected
Chloroform	500	Not Detected	2500	Not Detected
1,1,1-Trichloroethane	500	Not Detected	2800	Not Detected
Cyclohexane	500	1200	1700	4100
Carbon Tetrachloride	500	Not Detected	3200	Not Detected
2,2,4-Trimethylpentane	500	110000	2400	510000 J
Benzene	500	170 J	1600	530 J
1,2-Dichloroethane	500	Not Detected	2000	Not Detected
Heptane	500	Not Detected	2100	Not Detected
Trichloroethene	500	Not Detected	2700	Not Detected
1,2-Dichloropropane	500	Not Detected	2300	Not Detected
1,4-Dioxane	2000	Not Detected	7300	Not Detected
Bromodichloromethane	500	Not Detected	3400	Not Detected
cis-1,3-Dichloropropene	500	Not Detected	2300	Not Detected
4-Methyl-2-pentanone	500	Not Detected	2100	Not Detected
Toluene	500	Not Detected	1900	Not Detected
trans-1,3-Dichloropropene	500	Not Detected	2300	Not Detected
1,1,2-Trichloroethane	500	Not Detected	2800	Not Detected
Tetrachloroethene	500	Not Detected	3400	Not Detected

Air Toxics LTD.
Laboratory Services Since 1989

Client Sample ID: VMP-2-8.5-012612

Lab ID#: 1201497A-02A

EPA METHOD TO-15 GC/MS

File Name:	**14013107**	**Date of Collection:**	**1/26/12 9:10:00 AM**
Dil. Factor:	**101**	**Date of Analysis:**	**1/31/12 06:37 PM**

Compound	Rpt. Limit (ppbv)	Amount (ppbv)	Rpt. Limit (ug/m3)	Amount (ug/m3)
2-Hexanone	2000	Not Detected	8300	Not Detected
Dibromochloromethane	500	Not Detected	4300	Not Detected
1,2-Dibromoethane (EDB)	500	Not Detected	3900	Not Detected
Chlorobenzene	500	Not Detected	2300	Not Detected
Ethyl Benzene	500	Not Detected	2200	Not Detected
m,p-Xylene	500	Not Detected	2200	Not Detected
o-Xylene	500	Not Detected	2200	Not Detected
Styrene	500	Not Detected	2200	Not Detected
Bromoform	2000	Not Detected	21000	Not Detected
Cumene	500	Not Detected	2500	Not Detected
1,1,2,2-Tetrachloroethane	500	Not Detected	3500	Not Detected
Propylbenzene	500	Not Detected	2500	Not Detected
4-Ethyltoluene	500	Not Detected	2500	Not Detected
1,3,5-Trimethylbenzene	500	Not Detected	2500	Not Detected
1,2,4-Trimethylbenzene	2000	Not Detected	9900	Not Detected
1,3-Dichlorobenzene	500	Not Detected	3000	Not Detected
1,4-Dichlorobenzene	500	Not Detected	3000	Not Detected
alpha-Chlorotoluene	2000	Not Detected	10000	Not Detected
1,2-Dichlorobenzene	500	Not Detected	3000	Not Detected
1,2,4-Trichlorobenzene	2000	Not Detected	15000	Not Detected
Hexachlorobutadiene	2000	Not Detected	22000	Not Detected
Butane	2000	130000	4800	320000
Isopentane	2000	290000	6000	860000

J = Estimated value.

Container Type: 1 Liter Summa Canister

Surrogates	%Recovery	Method Limits
1,2-Dichloroethane-d4	130	70-130
Toluene-d8	104	70-130
4-Bromofluorobenzene	87	70-130

Air Toxics LTD.
Laboratory Services Since 1989

Client Sample ID: VMP-2-8.5-012612-DUP

Lab ID#: 1201497A-03A

EPA METHOD TO-15 GC/MS

File Name:	14013108	Date of Collection:	1/26/12 9:10:00 AM
Dil. Factor:	101	Date of Analysis:	1/31/12 07:08 PM

Compound	Rpt. Limit (ppbv)	Amount (ppbv)	Rpt. Limit (ug/m3)	Amount (ug/m3)
Freon 12	500	Not Detected	2500	Not Detected
Freon 114	500	Not Detected	3500	Not Detected
Chloromethane	2000	Not Detected	4200	Not Detected
Vinyl Chloride	500	Not Detected	1300	Not Detected
1,3-Butadiene	500	Not Detected	1100	Not Detected
Bromomethane	500	Not Detected	2000	Not Detected
Chloroethane	2000	Not Detected	5300	Not Detected
Freon 11	500	Not Detected	2800	Not Detected
Ethanol	2000	Not Detected	3800	Not Detected
Freon 113	500	Not Detected	3900	Not Detected
1,1-Dichloroethene	500	Not Detected	2000	Not Detected
Acetone	2000	160 J J	4800	370 J J
2-Propanol	2000	Not Detected	5000	Not Detected
Carbon Disulfide	500	Not Detected	1600	Not Detected
3-Chloropropene	2000	Not Detected	6300	Not Detected
Methylene Chloride	500	Not Detected	1800	Not Detected
Methyl tert-butyl ether	500	Not Detected	1800	Not Detected
trans-1,2-Dichloroethene	500	Not Detected	2000	Not Detected
Hexane	500	650 J	1800	2300 J
1,1-Dichloroethane	500	Not Detected	2000	Not Detected
2-Butanone (Methyl Ethyl Ketone)	2000	Not Detected	6000	Not Detected
cis-1,2-Dichloroethene	500	Not Detected	2000	Not Detected
Tetrahydrofuran	500	Not Detected	1500	Not Detected
Chloroform	500	Not Detected	2500	Not Detected
1,1,1-Trichloroethane	500	Not Detected	2800	Not Detected
Cyclohexane	500	1600 J	1700	5400 J
Carbon Tetrachloride	500	Not Detected	3200	Not Detected
2,2,4-Trimethylpentane	500	160000 J	2400	770000 J
Benzene	500	250 J J	1600	790 J J
1,2-Dichloroethane	500	Not Detected	2000	Not Detected
Heptane	500	Not Detected	2100	Not Detected
Trichloroethene	500	Not Detected	2700	Not Detected
1,2-Dichloropropane	500	Not Detected	2300	Not Detected
1,4-Dioxane	2000	Not Detected	7300	Not Detected
Bromodichloromethane	500	Not Detected	3400	Not Detected
cis-1,3-Dichloropropene	500	Not Detected	2300	Not Detected
4-Methyl-2-pentanone	500	Not Detected	2100	Not Detected
Toluene	500	Not Detected	1900	Not Detected
trans-1,3-Dichloropropene	500	Not Detected	2300	Not Detected
1,1,2-Trichloroethane	500	Not Detected	2800	Not Detected
Tetrachloroethene	500	Not Detected	3400	Not Detected

Air Toxics LTD.
Laboratory Services Since 1989

Client Sample ID: VMP-2-8.5-012612-DUP

Lab ID#: 1201497A-03A

EPA METHOD TO-15 GC/MS

File Name:	14013108	Date of Collection:	1/26/12 9:10:00 AM
Dil. Factor:	101	Date of Analysis:	1/31/12 07:08 PM

Compound	Rpt. Limit (ppbv)	Amount (ppbv)	Rpt. Limit (ug/m3)	Amount (ug/m3)
2-Hexanone	2000	Not Detected	8300	Not Detected
Dibromochloromethane	500	Not Detected	4300	Not Detected
1,2-Dibromoethane (EDB)	500	Not Detected	3900	Not Detected
Chlorobenzene	500	Not Detected	2300	Not Detected
Ethyl Benzene	500	Not Detected	2200	Not Detected
m,p-Xylene	500	Not Detected	2200	Not Detected
o-Xylene	500	Not Detected	2200	Not Detected
Styrene	500	Not Detected	2200	Not Detected
Bromoform	2000	Not Detected	21000	Not Detected
Cumene	500	Not Detected	2500	Not Detected
1,1,2,2-Tetrachloroethane	500	Not Detected	3500	Not Detected
Propylbenzene	500	Not Detected	2500	Not Detected
4-Ethyltoluene	500	Not Detected	2500	Not Detected
1,3,5-Trimethylbenzene	500	Not Detected	2500	Not Detected
1,2,4-Trimethylbenzene	2000	Not Detected	9900	Not Detected
1,3-Dichlorobenzene	500	Not Detected	3000	Not Detected
1,4-Dichlorobenzene	500	Not Detected	3000	Not Detected
alpha-Chlorotoluene	2000	Not Detected	10000	Not Detected
1,2-Dichlorobenzene	500	Not Detected	3000	Not Detected
1,2,4-Trichlorobenzene	2000	Not Detected	15000	Not Detected
Hexachlorobutadiene	2000	Not Detected	22000	Not Detected
Butane	2000	150000 J	4800	370000 J
Isopentane	2000	340000 J	6000	1000000 J

J = Estimated value.
Q = Exceeds Quality Control limits of 70% to 130%, due to matrix effects.
Container Type: 1 Liter Summa Canister

Surrogates	%Recovery	Method Limits
1,2-Dichloroethane-d4	139 Q	70-130
Toluene-d8	104	70-130
4-Bromofluorobenzene	90	70-130

Air Toxics LTD.
Laboratory Services Since 1989

Client Sample ID: VMP-2-22-012612

Lab ID#: 1201497A-04A

EPA METHOD TO-15 GC/MS

File Name:	14013109	Date of Collection:	1/26/12 10:08:00 AM
Dil. Factor:	155	Date of Analysis:	1/31/12 07:40 PM

Compound	Rpt. Limit (ppbv)	Amount (ppbv)	Rpt. Limit (ug/m3)	Amount (ug/m3)
Freon 12	780	Not Detected	3800	Not Detected
Freon 114	780	Not Detected	5400	Not Detected
Chloromethane	3100	Not Detected	6400	Not Detected
Vinyl Chloride	780	Not Detected	2000	Not Detected
1,3-Butadiene	780	Not Detected	1700	Not Detected
Bromomethane	780	Not Detected	3000	Not Detected
Chloroethane	3100	Not Detected	8200	Not Detected
Freon 11	780	Not Detected	4400	Not Detected
Ethanol	3100	Not Detected	5800	Not Detected
Freon 113	780	Not Detected	5900	Not Detected
1,1-Dichloroethene	780	Not Detected	3100	Not Detected
Acetone	3100	Not Detected	7400	Not Detected
2-Propanol	3100	Not Detected	7600	Not Detected
Carbon Disulfide	780	Not Detected	2400	Not Detected
3-Chloropropene	3100	Not Detected	9700	Not Detected
Methylene Chloride	780	Not Detected	2700	Not Detected
Methyl tert-butyl ether	780	Not Detected	2800	Not Detected
trans-1,2-Dichloroethene	780	Not Detected	3100	Not Detected
Hexane	780	1000 J	2700	3600 J
1,1-Dichloroethane	780	Not Detected	3100	Not Detected
2-Butanone (Methyl Ethyl Ketone)	3100	Not Detected	9100	Not Detected
cis-1,2-Dichloroethene	780	Not Detected	3100	Not Detected
Tetrahydrofuran	780	Not Detected	2300	Not Detected
Chloroform	780	Not Detected	3800	Not Detected
1,1,1-Trichloroethane	780	Not Detected	4200	Not Detected
Cyclohexane	780	1800 J	2700	6400 J
Carbon Tetrachloride	780	Not Detected	4900	Not Detected
2,2,4-Trimethylpentane	780	140000 J	3600	650000 J
Benzene	780	230 J J	2500	740 J J
1,2-Dichloroethane	780	Not Detected	3100	Not Detected
Heptane	780	Not Detected	3200	Not Detected
Trichloroethene	780	Not Detected	4200	Not Detected
1,2-Dichloropropane	780	Not Detected	3600	Not Detected
1,4-Dioxane	3100	Not Detected	11000	Not Detected
Bromodichloromethane	780	Not Detected	5200	Not Detected
cis-1,3-Dichloropropene	780	Not Detected	3500	Not Detected
4-Methyl-2-pentanone	780	Not Detected	3200	Not Detected
Toluene	780	Not Detected	2900	Not Detected
trans-1,3-Dichloropropene	780	Not Detected	3500	Not Detected
1,1,2-Trichloroethane	780	Not Detected	4200	Not Detected
Tetrachloroethene	780	Not Detected	5200	Not Detected

Air Toxics LTD.
Laboratory Services Since 1989

Client Sample ID: VMP-2-22-012612

Lab ID#: 1201497A-04A

EPA METHOD TO-15 GC/MS

File Name:	14013109	Date of Collection:	1/26/12 10:08:00 AM
Dil. Factor:	155	Date of Analysis:	1/31/12 07:40 PM

Compound	Rpt. Limit (ppbv)	Amount (ppbv)	Rpt. Limit (ug/m3)	Amount (ug/m3)
2-Hexanone	3100	Not Detected	13000	Not Detected
Dibromochloromethane	780	Not Detected	6600	Not Detected
1,2-Dibromoethane (EDB)	780	Not Detected	6000	Not Detected
Chlorobenzene	780	Not Detected	3600	Not Detected
Ethyl Benzene	780	Not Detected	3400	Not Detected
m,p-Xylene	780	Not Detected	3400	Not Detected
o-Xylene	780	Not Detected	3400	Not Detected
Styrene	780	Not Detected	3300	Not Detected
Bromoform	3100	Not Detected	32000	Not Detected
Cumene	780	Not Detected	3800	Not Detected
1,1,2,2-Tetrachloroethane	780	Not Detected	5300	Not Detected
Propylbenzene	780	Not Detected	3800	Not Detected
4-Ethyltoluene	780	Not Detected	3800	Not Detected
1,3,5-Trimethylbenzene	780	Not Detected	3800	Not Detected
1,2,4-Trimethylbenzene	3100	Not Detected	15000	Not Detected
1,3-Dichlorobenzene	780	Not Detected	4600	Not Detected
1,4-Dichlorobenzene	780	Not Detected	4600	Not Detected
alpha-Chlorotoluene	3100	Not Detected	16000	Not Detected
1,2-Dichlorobenzene	780	Not Detected	4600	Not Detected
1,2,4-Trichlorobenzene	3100	Not Detected	23000	Not Detected
Hexachlorobutadiene	3100	Not Detected	33000	Not Detected
Butane	3100	210000 J	7400	500000 J
Isopentane	3100	410000 J	9100	1200000 J

J = Estimated value.
Q = Exceeds Quality Control limits of 70% to 130%, due to matrix effects.
Container Type: 1 Liter Summa Canister

Surrogates	%Recovery	Method Limits
1,2-Dichloroethane-d4	134 Q	70-130
Toluene-d8	104	70-130
4-Bromofluorobenzene	87	70-130

Air Toxics LTD.
Laboratory Services Since 1989

Client Sample ID: VMP-9-5-012612

Lab ID#: 1201497A-05A

EPA METHOD TO-15 GC/MS FULL SCAN

File Name:	o013116	Date of Collection:	1/26/12 11:36:00 AM
Dil. Factor:	1.49	Date of Analysis:	1/31/12 07:23 PM

Compound	Rpt. Limit (ppbv)	Amount (ppbv)	Rpt. Limit (ug/m3)	Amount (ug/m3)
Freon 12	0.74	0.78	3.7	3.8
Freon 114	0.74	Not Detected	5.2	Not Detected
Chloromethane	3.0	Not Detected	6.2	Not Detected
Vinyl Chloride	0.74	Not Detected	1.9	Not Detected
1,3-Butadiene	0.74	Not Detected	1.6	Not Detected
Bromomethane	0.74	Not Detected	2.9	Not Detected
Chloroethane	3.0	Not Detected	7.9	Not Detected
Freon 11	0.74	0.098 J	4.2	0.55 J
Ethanol	3.0	3.2	5.6	6.1
Freon 113	0.74	Not Detected	5.7	Not Detected
1,1-Dichloroethene	0.74	Not Detected	3.0	Not Detected
Acetone	3.0	5.0	7.1	12
2-Propanol	3.0	3.0	7.3	7.2
Carbon Disulfide	3.0	0.33 J	9.3	1.0 J
3-Chloropropene	3.0	Not Detected	9.3	Not Detected
Methylene Chloride	0.74	~~0.20 J~~ u	2.6	~~0.70 J~~ u
Methyl tert-butyl ether	0.74	Not Detected	2.7	Not Detected
trans-1,2-Dichloroethene	0.74	Not Detected	3.0	Not Detected
Hexane	0.74	1.4	2.6	4.9
1,1-Dichloroethane	0.74	Not Detected	3.0	Not Detected
2-Butanone (Methyl Ethyl Ketone)	3.0	2.9 J	8.8	8.6 J
cis-1,2-Dichloroethene	0.74	Not Detected	3.0	Not Detected
Tetrahydrofuran	0.74	Not Detected	2.2	Not Detected
Chloroform	0.74	Not Detected	3.6	Not Detected
1,1,1-Trichloroethane	0.74	Not Detected	4.1	Not Detected
Cyclohexane	0.74	3.0	2.6	10
Carbon Tetrachloride	0.74	Not Detected	4.7	Not Detected
2,2,4-Trimethylpentane	0.74	240	3.5	1100
Benzene	0.74	3.5	2.4	11
1,2-Dichloroethane	0.74	~~0.17 J~~ u	3.0	~~0.68 J~~ u
Heptane	0.74	1.9	3.0	7.8
Trichloroethene	0.74	0.31 J	4.0	1.7 J
1,2-Dichloropropane	0.74	Not Detected	3.4	Not Detected
1,4-Dioxane	3.0	Not Detected	11	Not Detected
Bromodichloromethane	0.74	Not Detected	5.0	Not Detected
cis-1,3-Dichloropropene	0.74	Not Detected	3.4	Not Detected
4-Methyl-2-pentanone	0.74	9.6	3.0	39
Toluene	0.74	1.5	2.8	5.8
trans-1,3-Dichloropropene	0.74	~~0.17 J~~ u	3.4	~~0.76 J~~ u
1,1,2-Trichloroethane	0.74	Not Detected	4.1	Not Detected
Tetrachloroethene	0.74	~~0.17 J~~ u	5.0	~~1.1 J~~ u

Air Toxics LTD.
Laboratory Services Since 1989

Client Sample ID: VMP-9-5-012612

Lab ID#: 1201497A-05A

EPA METHOD TO-15 GC/MS FULL SCAN

File Name:	**o013116**	**Date of Collection:**	**1/26/12 11:36:00 AM**
Dil. Factor:	**1.49**	**Date of Analysis:**	**1/31/12 07:23 PM**

Compound	Rpt. Limit (ppbv)	Amount (ppbv)	Rpt. Limit (ug/m3)	Amount (ug/m3)
2-Hexanone	3.0	Not Detected	12	Not Detected
Dibromochloromethane	0.74	Not Detected	6.3	Not Detected
1,2-Dibromoethane (EDB)	0.74	Not Detected	5.7	Not Detected
Chlorobenzene	0.74	~~0.43 J~~ u	3.4	~~2.0 J~~ u
Ethyl Benzene	0.74	~~0.18 J~~ u	3.2	~~0.72 J~~ u
m,p-Xylene	0.74	0.42 J	3.2	1.8 J
o-Xylene	0.74	0.15 J	3.2	0.64 J
Styrene	0.74	Not Detected	3.2	Not Detected
Bromoform	0.74	Not Detected	7.7	Not Detected
Cumene	0.74	1.6	3.7	8.0
1,1,2,2-Tetrachloroethane	0.74	Not Detected	5.1	Not Detected
Propylbenzene	0.74	Not Detected	3.7	Not Detected
4-Ethyltoluene	0.74	0.11 J	3.7	0.52 J
1,3,5-Trimethylbenzene	0.74	Not Detected	3.7	Not Detected
1,2,4-Trimethylbenzene	0.74	Not Detected	3.7	Not Detected
1,3-Dichlorobenzene	0.74	~~0.12 J~~ u	4.5	~~0.69 J~~ u
1,4-Dichlorobenzene	0.74	~~0.14 J~~ u	4.5	~~0.84 J~~ u
alpha-Chlorotoluene	0.74	Not Detected	3.8	Not Detected
1,2-Dichlorobenzene	0.74	Not Detected	4.5	Not Detected
1,2,4-Trichlorobenzene	3.0	~~0.19 J~~ u	22	~~1.4 J~~ u
Hexachlorobutadiene	3.0	Not Detected	32	Not Detected
Butane	3.0	45	7.1	110
Isopentane	3.0	99	8.8	290

J = Estimated value.

Container Type: 1 Liter Summa Canister

Surrogates	%Recovery	Method Limits
Toluene-d8	105	70-130
1,2-Dichloroethane-d4	127	70-130
4-Bromofluorobenzene	100	70-130

Air Toxics LTD.
Laboratory Services Since 1989

Client Sample ID: VMP-9-11.5-012612

Lab ID#: 1201497A-06A

EPA METHOD TO-15 GC/MS FULL SCAN

File Name:	o013115	Date of Collection:	1/26/12 1:44:00 PM
Dil. Factor:	1.55	Date of Analysis:	1/31/12 06:54 PM

Compound	Rpt. Limit (ppbv)	Amount (ppbv)	Rpt. Limit (ug/m3)	Amount (ug/m3)
Freon 12	0.78	0.67 J	3.8	3.3 J
Freon 114	0.78	Not Detected	5.4	Not Detected
Chloromethane	3.1	Not Detected	6.4	Not Detected
Vinyl Chloride	0.78	Not Detected	2.0	Not Detected
1,3-Butadiene	0.78	Not Detected	1.7	Not Detected
Bromomethane	0.78	Not Detected	3.0	Not Detected
Chloroethane	3.1	Not Detected	8.2	Not Detected
Freon 11	0.78	Not Detected	4.4	Not Detected
Ethanol	3.1	14	5.8	26
Freon 113	0.78	Not Detected	5.9	Not Detected
1,1-Dichloroethene	0.78	Not Detected	3.1	Not Detected
Acetone	3.1	9.9	7.4	24
2-Propanol	3.1	5.0	7.6	12
Carbon Disulfide	3.1	~~0.40 J~~ U	9.6	~~1.2 J~~ U
3-Chloropropene	3.1	Not Detected	9.7	Not Detected
Methylene Chloride	0.78	~~0.56 J~~ U	2.7	~~1.9 J~~ U
Methyl tert-butyl ether	0.78	Not Detected	2.8	Not Detected
trans-1,2-Dichloroethene	0.78	Not Detected	3.1	Not Detected
Hexane	0.78	0.41 J	2.7	1.4 J
1,1-Dichloroethane	0.78	Not Detected	3.1	Not Detected
2-Butanone (Methyl Ethyl Ketone)	3.1	5.2	9.1	15
cis-1,2-Dichloroethene	0.78	Not Detected	3.1	Not Detected
Tetrahydrofuran	0.78	0.84	2.3	2.5
Chloroform	0.78	Not Detected	3.8	Not Detected
1,1,1-Trichloroethane	0.78	Not Detected	4.2	Not Detected
Cyclohexane	0.78	0.23 J	2.7	0.79 J
Carbon Tetrachloride	0.78	Not Detected	4.9	Not Detected
2,2,4-Trimethylpentane	0.78	24	3.6	110
Benzene	0.78	0.74 J	2.5	2.4 J
1,2-Dichloroethane	0.78	~~0.24 J~~ U	3.1	~~0.98 J~~ U
Heptane	0.78	0.34 J	3.2	1.4 J
Trichloroethene	0.78	1.3	4.2	7.1
1,2-Dichloropropane	0.78	Not Detected	3.6	Not Detected
1,4-Dioxane	3.1	Not Detected	11	Not Detected
Bromodichloromethane	0.78	Not Detected	5.2	Not Detected
cis-1,3-Dichloropropene	0.78	~~0.12 J~~ U	3.5	~~0.53 J~~ U
4-Methyl-2-pentanone	0.78	13	3.2	52
Toluene	0.78	2.4	2.9	9.0
trans-1,3-Dichloropropene	0.78	~~0.23 J~~ U	3.5	~~1.0 J~~ U
1,1,2-Trichloroethane	0.78	Not Detected	4.2	Not Detected
Tetrachloroethene	0.78	~~0.17 J~~ U	5.2	~~1.2 J~~ U

Air Toxics LTD.
Laboratory Services Since 1989

Client Sample ID: VMP-9-11.5-012612

Lab ID#: 1201497A-06A

EPA METHOD TO-15 GC/MS FULL SCAN

File Name:	o013115	Date of Collection:	1/26/12 1:44:00 PM
Dil. Factor:	1.55	Date of Analysis:	1/31/12 06:54 PM

Compound	Rpt. Limit (ppbv)	Amount (ppbv)	Rpt. Limit (ug/m3)	Amount (ug/m3)
2-Hexanone	3.1	Not Detected	13	Not Detected
Dibromochloromethane	0.78	Not Detected	6.6	Not Detected
1,2-Dibromoethane (EDB)	0.78	~~0.16 J~~ U	6.0	~~1.2 J~~ U
Chlorobenzene	0.78	~~0.42 J~~ U	3.6	~~1.9 J~~ U
Ethyl Benzene	0.78	~~0.15 J~~ U	3.4	~~0.66 J~~ U
m,p-Xylene	0.78	0.40 J	3.4	1.8 J
o-Xylene	0.78	0.16 J	3.4	0.68 J
Styrene	0.78	0.12 J	3.3	0.49 J
Bromoform	0.78	Not Detected	8.0	Not Detected
Cumene	0.78	1.7	3.8	8.3
1,1,2,2-Tetrachloroethane	0.78	Not Detected	5.3	Not Detected
Propylbenzene	0.78	Not Detected	3.8	Not Detected
4-Ethyltoluene	0.78	Not Detected	3.8	Not Detected
1,3,5-Trimethylbenzene	0.78	Not Detected	3.8	Not Detected
1,2,4-Trimethylbenzene	0.78	Not Detected	3.8	Not Detected
1,3-Dichlorobenzene	0.78	~~0.14 J~~ U	4.6	~~0.82 J~~ U
1,4-Dichlorobenzene	0.78	~~0.18 J~~ U	4.6	~~1.1 J~~ U
alpha-Chlorotoluene	0.78	Not Detected	4.0	Not Detected
1,2-Dichlorobenzene	0.78	~~0.14 J~~ U	4.6	~~0.84 J~~ U
1,2,4-Trichlorobenzene	3.1	~~0.24 J~~ U	23	~~1.8 J~~ U
Hexachlorobutadiene	3.1	Not Detected	33	Not Detected
Butane	3.1	11	7.4	26
Isopentane	3.1	28	9.1	84

J = Estimated value.

Container Type: 1 Liter Summa Canister

Surrogates	%Recovery	Method Limits
Toluene-d8	103	70-130
1,2-Dichloroethane-d4	125	70-130
4-Bromofluorobenzene	98	70-130

Air Toxics LTD.
Laboratory Services Since 1989

Client Sample ID: VMP-9-25.5-012612

Lab ID#: 1201497A-07A

EPA METHOD TO-15 GC/MS

File Name:	14013110	Date of Collection:	1/26/12 2:40:00 PM
Dil. Factor:	6.44	Date of Analysis:	1/31/12 08:03 PM

Compound	Rpt. Limit (ppbv)	Amount (ppbv)	Rpt. Limit (ug/m3)	Amount (ug/m3)
Freon 12	32	Not Detected	160	Not Detected
Freon 114	32	Not Detected	220	Not Detected
Chloromethane	130	Not Detected	260	Not Detected
Vinyl Chloride	32	Not Detected	82	Not Detected
1,3-Butadiene	32	Not Detected	71	Not Detected
Bromomethane	32	Not Detected	120	Not Detected
Chloroethane	130	Not Detected	340	Not Detected
Freon 11	32	Not Detected	180	Not Detected
Ethanol	130	Not Detected	240	Not Detected
Freon 113	32	Not Detected	250	Not Detected
1,1-Dichloroethene	32	Not Detected	130	Not Detected
Acetone	130	Not Detected	300	Not Detected
2-Propanol	130	Not Detected	320	Not Detected
Carbon Disulfide	32	Not Detected	100	Not Detected
3-Chloropropene	130	Not Detected	400	Not Detected
Methylene Chloride	32	Not Detected	110	Not Detected
Methyl tert-butyl ether	32	Not Detected	120	Not Detected
trans-1,2-Dichloroethene	32	Not Detected	130	Not Detected
Hexane	32	300 J	110	1000 J
1,1-Dichloroethane	32	Not Detected	130	Not Detected
2-Butanone (Methyl Ethyl Ketone)	130	Not Detected	380	Not Detected
cis-1,2-Dichloroethene	32	Not Detected	130	Not Detected
Tetrahydrofuran	32	Not Detected	95	Not Detected
Chloroform	32	Not Detected	160	Not Detected
1,1,1-Trichloroethane	32	Not Detected	180	Not Detected
Cyclohexane	32	1200 J	110	4300 J
Carbon Tetrachloride	32	Not Detected	200	Not Detected
2,2,4-Trimethylpentane	32	16000 J	150	76000 J
Benzene	32	74 J	100	240 J
1,2-Dichloroethane	32	Not Detected	130	Not Detected
Heptane	32	Not Detected	130	Not Detected
Trichloroethene	32	Not Detected	170	Not Detected
1,2-Dichloropropane	32	Not Detected	150	Not Detected
1,4-Dioxane	130	Not Detected	460	Not Detected
Bromodichloromethane	32	Not Detected	220	Not Detected
cis-1,3-Dichloropropene	32	Not Detected	150	Not Detected
4-Methyl-2-pentanone	32	Not Detected	130	Not Detected
Toluene	32	13 J J	120	48 J J
trans-1,3-Dichloropropene	32	Not Detected	150	Not Detected
1,1,2-Trichloroethane	32	Not Detected	180	Not Detected
Tetrachloroethene	32	Not Detected	220	Not Detected

Air Toxics LTD.
Laboratory Services Since 1989

Client Sample ID: VMP-9-25.5-012612

Lab ID#: I201497A-07A

EPA METHOD TO-15 GC/MS

File Name:	**14013110**	**Date of Collection:**	**1/26/12 2:40:00 PM**
Dil. Factor:	**6.44**	**Date of Analysis:**	**1/31/12 08:03 PM**

Compound	Rpt. Limit (ppbv)	Amount (ppbv)	Rpt. Limit (ug/m3)	Amount (ug/m3)
2-Hexanone	130	Not Detected	530	Not Detected
Dibromochloromethane	32	Not Detected	270	Not Detected
1,2-Dibromoethane (EDB)	32	Not Detected	250	Not Detected
Chlorobenzene	32	Not Detected	150	Not Detected
Ethyl Benzene	32	Not Detected	140	Not Detected
m,p-Xylene	32	Not Detected	140	Not Detected
o-Xylene	32	Not Detected	140	Not Detected
Styrene	32	Not Detected	140	Not Detected
Bromoform	130	Not Detected	1300	Not Detected
Cumene	32	Not Detected	160	Not Detected
1,1,2,2-Tetrachloroethane	32	Not Detected	220	Not Detected
Propylbenzene	32	Not Detected	160	Not Detected
4-Ethyltoluene	32	Not Detected	160	Not Detected
1,3,5-Trimethylbenzene	32	Not Detected	160	Not Detected
1,2,4-Trimethylbenzene	130	Not Detected	630	Not Detected
1,3-Dichlorobenzene	32	Not Detected	190	Not Detected
1,4-Dichlorobenzene	32	Not Detected	190	Not Detected
alpha-Chlorotoluene	130	Not Detected	670	Not Detected
1,2-Dichlorobenzene	32	Not Detected	190	Not Detected
1,2,4-Trichlorobenzene	130	Not Detected	960	Not Detected
Hexachlorobutadiene	130	Not Detected	1400	Not Detected
Butane	130	4400 J	310	10000 J
Isopentane	130	28000 J	380	81000 J

J = Estimated value.
Q = Exceeds Quality Control limits of 70% to 130%, due to matrix effects.
Container Type: 1 Liter Summa Canister

Surrogates	%Recovery	Method Limits
1,2-Dichloroethane-d4	145 Q	70-130
Toluene-d8	107	70-130
4-Bromofluorobenzene	87	70-130

Air Toxics LTD.
Laboratory Services Since 1989

Client Sample ID: VMP-9-38.5-012612

Lab ID#: 1201497A-08A

EPA METHOD TO-15 GC/MS

File Name:	14013111	Date of Collection:	1/26/12 3:35:00 PM
Dil. Factor:	8.40	Date of Analysis:	1/31/12 08:35 PM

Compound	Rpt. Limit (ppbv)	Amount (ppbv)	Rpt. Limit (ug/m3)	Amount (ug/m3)
Freon 12	42	Not Detected	210	Not Detected
Freon 114	42	Not Detected	290	Not Detected
Chloromethane	170	Not Detected	350	Not Detected
Vinyl Chloride	42	Not Detected	110	Not Detected
1,3-Butadiene	42	Not Detected	93	Not Detected
Bromomethane	42	Not Detected	160	Not Detected
Chloroethane	170	Not Detected	440	Not Detected
Freon 11	42	Not Detected	240	Not Detected
Ethanol	170	Not Detected	320	Not Detected
Freon 113	42	Not Detected	320	Not Detected
1,1-Dichloroethene	42	Not Detected	170	Not Detected
Acetone	170	Not Detected	400	Not Detected
2-Propanol	170	Not Detected	410	Not Detected
Carbon Disulfide	42	Not Detected	130	Not Detected
3-Chloropropene	170	Not Detected	520	Not Detected
Methylene Chloride	42	Not Detected	140	Not Detected
Methyl tert-butyl ether	42	Not Detected	150	Not Detected
trans-1,2-Dichloroethene	42	Not Detected	170	Not Detected
Hexane	42	910 J	150	3200 J
1,1-Dichloroethane	42	Not Detected	170	Not Detected
2-Butanone (Methyl Ethyl Ketone)	170	Not Detected	500	Not Detected
cis-1,2-Dichloroethene	42	Not Detected	170	Not Detected
Tetrahydrofuran	42	Not Detected	120	Not Detected
Chloroform	42	Not Detected	200	Not Detected
1,1,1-Trichloroethane	42	Not Detected	230	Not Detected
Cyclohexane	42	2900 J	140	9800 J
Carbon Tetrachloride	42	Not Detected	260	Not Detected
2,2,4-Trimethylpentane	42	26000 J	200	120000 J
Benzene	42	340 J	130	1100 J
1,2-Dichloroethane	42	Not Detected	170	Not Detected
Heptane	42	Not Detected	170	Not Detected
Trichloroethene	42	Not Detected	220	Not Detected
1,2-Dichloropropane	42	Not Detected	190	Not Detected
1,4-Dioxane	170	Not Detected	600	Not Detected
Bromodichloromethane	42	Not Detected	280	Not Detected
cis-1,3-Dichloropropene	42	Not Detected	190	Not Detected
4-Methyl-2-pentanone	42	Not Detected	170	Not Detected
Toluene	42	14 J J	160	51 J J
trans-1,3-Dichloropropene	42	Not Detected	190	Not Detected
1,1,2-Trichloroethane	42	Not Detected	230	Not Detected
Tetrachloroethene	42	Not Detected	280	Not Detected

Air Toxics LTD.
Laboratory Services Since 1989

Client Sample ID: VMP-9-38.5-012612

Lab ID#: 120I497A-08A

EPA METHOD TO-15 GC/MS

File Name:	**14013111**	**Date of Collection:**	**1/26/12 3:35:00 PM**
Dil. Factor:	**8.40**	**Date of Analysis:**	**1/31/12 08:35 PM**

Compound	Rpt. Limit (ppbv)	Amount (ppbv)	Rpt. Limit (ug/m3)	Amount (ug/m3)
2-Hexanone	170	Not Detected	690	Not Detected
Dibromochloromethane	42	Not Detected	360	Not Detected
1,2-Dibromoethane (EDB)	42	Not Detected	320	Not Detected
Chlorobenzene	42	Not Detected	190	Not Detected
Ethyl Benzene	42	Not Detected	180	Not Detected
m,p-Xylene	42	4.4 J J	180	19 J J
o-Xylene	42	Not Detected	180	Not Detected
Styrene	42	Not Detected	180	Not Detected
Bromoform	170	Not Detected	1700	Not Detected
Cumene	42	9.2 J J	210	45 J J
1,1,2,2-Tetrachloroethane	42	Not Detected	290	Not Detected
Propylbenzene	42	Not Detected	210	Not Detected
4-Ethyltoluene	42	Not Detected	210	Not Detected
1,3,5-Trimethylbenzene	42	Not Detected	210	Not Detected
1,2,4-Trimethylbenzene	170	Not Detected	820	Not Detected
1,3-Dichlorobenzene	42	Not Detected	250	Not Detected
1,4-Dichlorobenzene	42	Not Detected	250	Not Detected
alpha-Chlorotoluene	170	Not Detected	870	Not Detected
1,2-Dichlorobenzene	42	Not Detected	250	Not Detected
1,2,4-Trichlorobenzene	170	Not Detected	1200	Not Detected
Hexachlorobutadiene	170	Not Detected	1800	Not Detected
Butane	170	5000 J	400	12000 J
Isopentane	170	31000 J	500	91000 J

J = Estimated value.
Q = Exceeds Quality Control limits of 70% to 130%, due to matrix effects.
Container Type: 1 Liter Summa Canister

Surrogates	%Recovery	Method Limits
1,2-Dichloroethane-d4	162 Q	70-130
Toluene-d8	104	70-130
4-Bromofluorobenzene	92	70-130

Air Toxics LTD.
Laboratory Services Since 1989

* Use these results only. All other data was reported from the 176x dilution analysis.

Client Sample ID: VMP-14-11.5-012612

Lab ID#: 1201497A-09A

EPA METHOD TO-15 GC/MS

File Name:	14013118	Date of Collection:	1/26/12 2:49:00 PM
Dil. Factor:	352	Date of Analysis:	2/1/12 08:33 AM

Compound	Rpt. Limit (ppbv)	Amount (ppbv)	Rpt. Limit (ug/m3)	Amount (ug/m3)
Freon 12	1800	Not Detected	8700	Not Detected
Freon 114	1800	Not Detected	12000	Not Detected
Chloromethane	7000	Not Detected	14000	Not Detected
Vinyl Chloride	1800	Not Detected	4500	Not Detected
1,3-Butadiene	1800	Not Detected	3900	Not Detected
Bromomethane	1800	Not Detected	6800	Not Detected
Chloroethane	7000	Not Detected	18000	Not Detected
Freon 11	1800	Not Detected	9900	Not Detected
Ethanol	7000	Not Detected	13000	Not Detected
Freon 113	1800	Not Detected	13000	Not Detected
1,1-Dichloroethene	1800	Not Detected	7000	Not Detected
Acetone	7000	730 J	17000	1700 J
2-Propanol	7000	Not Detected	17000	Not Detected
Carbon Disulfide	1800	390 J	5500	1200 J
3-Chloropropene	7000	Not Detected	22000	Not Detected
Methylene Chloride	1800	420 J	6100	1500 J
Methyl tert-butyl ether	1800	Not Detected	6300	Not Detected
trans-1,2-Dichloroethene	1800	Not Detected	7000	Not Detected
Hexane	1800	12000	6200	42000
1,1-Dichloroethane	1800	Not Detected	7100	Not Detected
2-Butanone (Methyl Ethyl Ketone)	7000	Not Detected	21000	Not Detected
cis-1,2-Dichloroethene	1800	Not Detected	7000	Not Detected
Tetrahydrofuran	1800	Not Detected	5200	Not Detected
Chloroform	1800	Not Detected	8600	Not Detected
1,1,1-Trichloroethane	1800	Not Detected	9600	Not Detected
Cyclohexane	1800	3700	6000	13000
Carbon Tetrachloride	1800	Not Detected	11000	Not Detected
2,2,4-Trimethylpentane	1800	8600	8200	40000
Benzene	1800	560 J	5600	1800 J
1,2-Dichloroethane	1800	Not Detected	7100	Not Detected
Heptane	1800	Not Detected	7200	Not Detected
Trichloroethene	1800	Not Detected	9400	Not Detected
1,2-Dichloropropane	1800	Not Detected	8100	Not Detected
1,4-Dioxane	7000	Not Detected	25000	Not Detected
Bromodichloromethane	1800	Not Detected	12000	Not Detected
cis-1,3-Dichloropropene	1800	Not Detected	8000	Not Detected
4-Methyl-2-pentanone	1800	Not Detected	7200	Not Detected
Toluene	1800	330 J	6600	1200 J
trans-1,3-Dichloropropene	1800	Not Detected	8000	Not Detected
1,1,2-Trichloroethane	1800	Not Detected	9600	Not Detected
Tetrachloroethene	1800	Not Detected	12000	Not Detected

Air Toxics LTD.
Laboratory Services Since 1989

Client Sample ID: VMP-14-11.5-012612

Lab ID#: 1201497A-09A

EPA METHOD TO-15 GC/MS

File Name:	**14013118**	**Date of Collection:**	**1/26/12 2:49:00 PM**
Dil. Factor:	**352**	**Date of Analysis:**	**2/1/12 08:33 AM**

Compound	Rpt. Limit (ppbv)	Amount (ppbv)	Rpt. Limit (ug/m3)	Amount (ug/m3)
2-Hexanone	7000	Not Detected	29000	Not Detected
Dibromochloromethane	1800	Not Detected	15000	Not Detected
1,2-Dibromoethane (EDB)	1800	Not Detected	14000	Not Detected
Chlorobenzene	1800	Not Detected	8100	Not Detected
Ethyl Benzene	1800	Not Detected	7600	Not Detected
m,p-Xylene	1800	Not Detected	7600	Not Detected
o-Xylene	1800	Not Detected	7600	Not Detected
Styrene	1800	Not Detected	7500	Not Detected
Bromoform	7000	Not Detected	73000	Not Detected
Cumene	1800	Not Detected	8600	Not Detected
1,1,2,2-Tetrachloroethane	1800	Not Detected	12000	Not Detected
Propylbenzene	1800	Not Detected	8600	Not Detected
4-Ethyltoluene	1800	Not Detected	8600	Not Detected
1,3,5-Trimethylbenzene	1800	Not Detected	8600	Not Detected
1,2,4-Trimethylbenzene	7000	Not Detected	35000	Not Detected
1,3-Dichlorobenzene	1800	Not Detected	10000	Not Detected
1,4-Dichlorobenzene	1800	Not Detected	10000	Not Detected
alpha-Chlorotoluene	7000	Not Detected	36000	Not Detected
1,2-Dichlorobenzene	1800	Not Detected	10000	Not Detected
1,2,4-Trichlorobenzene	7000	Not Detected	52000	Not Detected
Hexachlorobutadiene	7000	Not Detected	75000	Not Detected
Butane	7000	580000	17000	1400000
* Isopentane	7000	830000	21000	2400000

J = Estimated value.

Container Type: 1 Liter Summa Canister

Surrogates	%Recovery	Method Limits
1,2-Dichloroethane-d4	129	70-130
Toluene-d8	109	70-130
4-Bromofluorobenzene	90	70-130

Air Toxics LTD. *Do not use this data. Use all other data.
Laboratory Services Since 1989

Client Sample ID: VMP-14-11.5-012612

Lab ID#: 1201497A-09B

EPA METHOD TO-15 GC/MS

File Name:	14013112	Date of Collection:	1/26/12 2:49:00 PM
Dil. Factor:	176	Date of Analysis:	1/31/12 08:58 PM

Compound	Rpt. Limit (ppbv)	Amount (ppbv)	Rpt. Limit (ug/m3)	Amount (ug/m3)
Freon 12	880	Not Detected	4400	Not Detected
Freon 114	880	Not Detected	6200	Not Detected
Chloromethane	3500	Not Detected	7300	Not Detected
Vinyl Chloride	880	Not Detected	2200	Not Detected
1,3-Butadiene	880	Not Detected	1900	Not Detected
Bromomethane	880	Not Detected	3400	Not Detected
Chloroethane	3500	Not Detected	9300	Not Detected
Freon 11	880	Not Detected	4900	Not Detected
Ethanol	3500	Not Detected	6600	Not Detected
Freon 113	880	Not Detected	6700	Not Detected
1,1-Dichloroethene	880	Not Detected	3500	Not Detected
Acetone	3500	Not Detected	8400	Not Detected
2-Propanol	3500	Not Detected	8600	Not Detected
Carbon Disulfide	880	Not Detected	2700	Not Detected
3-Chloropropene	3500	Not Detected	11000	Not Detected
Methylene Chloride	880	Not Detected	3000	Not Detected
Methyl tert-butyl ether	880	Not Detected	3200	Not Detected
trans-1,2-Dichloroethene	880	Not Detected	3500	Not Detected
Hexane	880	18000	3100	63000
1,1-Dichloroethane	880	Not Detected	3600	Not Detected
2-Butanone (Methyl Ethyl Ketone)	3500	Not Detected	10000	Not Detected
cis-1,2-Dichloroethene	880	Not Detected	3500	Not Detected
Tetrahydrofuran	880	Not Detected	2600	Not Detected
Chloroform	880	Not Detected	4300	Not Detected
1,1,1-Trichloroethane	880	Not Detected	4800	Not Detected
Cyclohexane	880	6500	3000	22000
Carbon Tetrachloride	880	Not Detected	5500	Not Detected
2,2,4-Trimethylpentane	880	18000	4100	86000
Benzene	880	1200	2800	3800
1,2-Dichloroethane	880	Not Detected	3600	Not Detected
Heptane	880	Not Detected	3600	Not Detected
Trichloroethene	880	Not Detected	4700	Not Detected
1,2-Dichloropropane	880	Not Detected	4100	Not Detected
1,4-Dioxane	3500	Not Detected	13000	Not Detected
Bromodichloromethane	880	Not Detected	5900	Not Detected
cis-1,3-Dichloropropene	880	Not Detected	4000	Not Detected
4-Methyl-2-pentanone	880	Not Detected	3600	Not Detected
Toluene	880	Not Detected	3300	Not Detected
trans-1,3-Dichloropropene	880	Not Detected	4000	Not Detected
1,1,2-Trichloroethane	880	Not Detected	4800	Not Detected
Tetrachloroethene	880	Not Detected	6000	Not Detected

Air Toxics LTD.
Laboratory Services Since 1989

Client Sample ID: VMP-14-11.5-012612

Lab ID#: 1201497A-09B

EPA METHOD TO-15 GC/MS

File Name:	**14013112**	**Date of Collection:**	**1/26/12 2:49:00 PM**
Dil. Factor:	**176**	**Date of Analysis:**	**1/31/12 08:58 PM**

Compound	Rpt. Limit (ppbv)	Amount (ppbv)	Rpt. Limit (ug/m3)	Amount (ug/m3)
2-Hexanone	3500	Not Detected	14000	Not Detected
Dibromochloromethane	880	Not Detected	7500	Not Detected
1,2-Dibromoethane (EDB)	880	Not Detected	6800	Not Detected
Chlorobenzene	880	Not Detected	4000	Not Detected
Ethyl Benzene	880	Not Detected	3800	Not Detected
m,p-Xylene	880	Not Detected	3800	Not Detected
o-Xylene	880	Not Detected	3800	Not Detected
Styrene	880	Not Detected	3700	Not Detected
Bromoform	3500	Not Detected	36000	Not Detected
Cumene	880	Not Detected	4300	Not Detected
1,1,2,2-Tetrachloroethane	880	Not Detected	6000	Not Detected
Propylbenzene	880	Not Detected	4300	Not Detected
4-Ethyltoluene	880	Not Detected	4300	Not Detected
1,3,5-Trimethylbenzene	880	Not Detected	4300	Not Detected
1,2,4-Trimethylbenzene	3500	Not Detected	17000	Not Detected
1,3-Dichlorobenzene	880	Not Detected	5300	Not Detected
1,4-Dichlorobenzene	880	Not Detected	5300	Not Detected
alpha-Chlorotoluene	3500	Not Detected	18000	Not Detected
1,2-Dichlorobenzene	880	Not Detected	5300	Not Detected
1,2,4-Trichlorobenzene	3500	Not Detected	26000	Not Detected
Hexachlorobutadiene	3500	Not Detected	38000	Not Detected
Butane	3500	650000	8400	1500000
~~Isopentane~~	~~3500~~	~~1100000 E~~	~~10000~~	~~3200000 E~~

E = Exceeds instrument calibration range.

Container Type: 1 Liter Summa Canister

Surrogates	%Recovery	Method Limits
1,2-Dichloroethane-d4	128	70-130
Toluene-d8	102	70-130
4-Bromofluorobenzene	90	70-130

Air Toxics LTD.
Laboratory Services Since 1989

* Use these results only. All other data was reported using the 350x dilution analysis.

Client Sample ID: VMP-14-20-012612

Lab ID#: 1201497A-10A

EPA METHOD TO-15 GC/MS

File Name:	14013120	Date of Collection:	1/26/12 3:50:00 PM
Dil. Factor:	1750	Date of Analysis:	2/1/12 10:03 AM

Compound	Rpt. Limit (ppbv)	Amount (ppbv)	Rpt. Limit (ug/m3)	Amount (ug/m3)
Freon 12	8800	Not Detected	43000	Not Detected
Freon 114	8800	Not Detected	61000	Not Detected
Chloromethane	35000	Not Detected	72000	Not Detected
Vinyl Chloride	8800	Not Detected	22000	Not Detected
1,3-Butadiene	8800	Not Detected	19000	Not Detected
Bromomethane	8800	Not Detected	34000	Not Detected
Chloroethane	35000	Not Detected	92000	Not Detected
Freon 11	8800	Not Detected	49000	Not Detected
Ethanol	35000	Not Detected	66000	Not Detected
Freon 113	8800	Not Detected	67000	Not Detected
1,1-Dichloroethene	8800	Not Detected	35000	Not Detected
Acetone	35000	Not Detected	83000	Not Detected
2-Propanol	35000	Not Detected	86000	Not Detected
Carbon Disulfide	8800	Not Detected	27000	Not Detected
3-Chloropropene	35000	Not Detected	110000	Not Detected
Methylene Chloride	8800	1700 J	30000	5800 J
Methyl tert-butyl ether	8800	Not Detected	32000	Not Detected
trans-1,2-Dichloroethene	8800	Not Detected	35000	Not Detected
Hexane	8800	180000	31000	640000
1,1-Dichloroethane	8800	Not Detected	35000	Not Detected
2-Butanone (Methyl Ethyl Ketone)	35000	Not Detected	100000	Not Detected
cis-1,2-Dichloroethene	8800	Not Detected	35000	Not Detected
Tetrahydrofuran	8800	Not Detected	26000	Not Detected
Chloroform	8800	Not Detected	43000	Not Detected
1,1,1-Trichloroethane	8800	Not Detected	48000	Not Detected
Cyclohexane	8800	60000	30000	210000
Carbon Tetrachloride	8800	Not Detected	55000	Not Detected
2,2,4-Trimethylpentane	8800	55000	41000	260000
* Benzene	8800	5400000	28000	17000000
1,2-Dichloroethane	8800	Not Detected	35000	Not Detected
Heptane	8800	15000	36000	62000
Trichloroethene	8800	Not Detected	47000	Not Detected
1,2-Dichloropropane	8800	Not Detected	40000	Not Detected
1,4-Dioxane	35000	Not Detected	130000	Not Detected
Bromodichloromethane	8800	Not Detected	59000	Not Detected
cis-1,3-Dichloropropene	8800	Not Detected	40000	Not Detected
4-Methyl-2-pentanone	8800	Not Detected	36000	Not Detected
Toluene	8800	Not Detected	33000	Not Detected
trans-1,3-Dichloropropene	8800	Not Detected	40000	Not Detected
1,1,2-Trichloroethane	8800	Not Detected	48000	Not Detected
Tetrachloroethene	8800	Not Detected	59000	Not Detected

Air Toxics LTD.
Laboratory Services Since 1989

Client Sample ID: VMP-14-20-012612

Lab ID#: 1201497A-10A

EPA METHOD TO-15 GC/MS

File Name:	**14013120**	**Date of Collection:**	**1/26/12 3:50:00 PM**
Dil. Factor:	**1750**	**Date of Analysis:**	**2/1/12 10:03 AM**

Compound	Rpt. Limit (ppbv)	Amount (ppbv)	Rpt. Limit (ug/m3)	Amount (ug/m3)
2-Hexanone	35000	Not Detected	140000	Not Detected
Dibromochloromethane	8800	Not Detected	74000	Not Detected
1,2-Dibromoethane (EDB)	8800	Not Detected	67000	Not Detected
Chlorobenzene	8800	Not Detected	40000	Not Detected
Ethyl Benzene	8800	Not Detected	38000	Not Detected
m,p-Xylene	8800	Not Detected	38000	Not Detected
o-Xylene	8800	Not Detected	38000	Not Detected
Styrene	8800	Not Detected	37000	Not Detected
Bromoform	35000	Not Detected	360000	Not Detected
Cumene	8800	Not Detected	43000	Not Detected
1,1,2,2-Tetrachloroethane	8800	Not Detected	60000	Not Detected
Propylbenzene	8800	Not Detected	43000	Not Detected
4-Ethyltoluene	8800	Not Detected	43000	Not Detected
1,3,5-Trimethylbenzene	8800	Not Detected	43000	Not Detected
1,2,4-Trimethylbenzene	35000	Not Detected	170000	Not Detected
1,3-Dichlorobenzene	8800	Not Detected	53000	Not Detected
1,4-Dichlorobenzene	8800	Not Detected	53000	Not Detected
alpha-Chlorotoluene	35000	Not Detected	180000	Not Detected
1,2-Dichlorobenzene	8800	Not Detected	53000	Not Detected
1,2,4-Trichlorobenzene	35000	Not Detected	260000	Not Detected
Hexachlorobutadiene	35000	Not Detected	370000	Not Detected
Butane	35000	1500000	83000	3500000
* Isopentane	35000	2200000	100000	6600000

J = Estimated value.

Container Type: 1 Liter Summa Canister

Surrogates	%Recovery	Method Limits
1,2-Dichloroethane-d4	130	70-130
Toluene-d8	99	70-130
4-Bromofluorobenzene	90	70-130

Air Toxics LTD. *Do not use this data. Use all other data.
Laboratory Services Since 1989

Client Sample ID: VMP-14-20-012612

Lab ID#: 1201497A-10B

EPA METHOD TO-15 GC/MS

File Name:	14013119	Date of Collection:	1/26/12 3:50:00 PM
Dil. Factor:	350	Date of Analysis:	2/1/12 09:33 AM

Compound	Rpt. Limit (ppbv)	Amount (ppbv)	Rpt. Limit (ug/m3)	Amount (ug/m3)
Freon 12	1800	Not Detected	8600	Not Detected
Freon 114	1800	Not Detected	12000	Not Detected
Chloromethane	7000	Not Detected	14000	Not Detected
Vinyl Chloride	1800	Not Detected	4500	Not Detected
1,3-Butadiene	1800	Not Detected	3900	Not Detected
Bromomethane	1800	Not Detected	6800	Not Detected
Chloroethane	7000	Not Detected	18000	Not Detected
Freon 11	1800	Not Detected	9800	Not Detected
Ethanol	7000	Not Detected	13000	Not Detected
Freon 113	1800	Not Detected	13000	Not Detected
1,1-Dichloroethene	1800	Not Detected	6900	Not Detected
Acetone	7000	1200 J J	17000	2800 J J
2-Propanol	7000	490 J J	17000	1200 J J
Carbon Disulfide	1800	500 J J	5400	1500 J J
3-Chloropropene	7000	Not Detected	22000	Not Detected
Methylene Chloride	1800	560 J J	6100	1900 J J
Methyl tert-butyl ether	1800	Not Detected	6300	Not Detected
trans-1,2-Dichloroethene	1800	Not Detected	6900	Not Detected
Hexane	1800	200000 J	6200	700000 J
1,1-Dichloroethane	1800	Not Detected	7100	Not Detected
2-Butanone (Methyl Ethyl Ketone)	7000	Not Detected	21000	Not Detected
cis-1,2-Dichloroethene	1800	Not Detected	6900	Not Detected
Tetrahydrofuran	1800	Not Detected	5200	Not Detected
Chloroform	1800	Not Detected	8500	Not Detected
1,1,1-Trichloroethane	1800	Not Detected	9500	Not Detected
Cyclohexane	1800	68000 J	6000	230000 J
Carbon Tetrachloride	1800	Not Detected	11000	Not Detected
2,2,4-Trimethylpentane	1800	61000 J	8200	280000 J
* ~~Benzene~~	~~1800~~	~~5200000 E~~	~~5800~~	~~17000000 E~~
1,2-Dichloroethane	1800	Not Detected	7100	Not Detected
Heptane	1800	19000 J	7200	79000 J
Trichloroethene	1800	Not Detected	9400	Not Detected
1,2-Dichloropropane	1800	Not Detected	8100	Not Detected
1,4-Dioxane	7000	Not Detected	25000	Not Detected
Bromodichloromethane	1800	Not Detected	12000	Not Detected
cis-1,3-Dichloropropene	1800	Not Detected	7900	Not Detected
4-Methyl-2-pentanone	1800	Not Detected	7200	Not Detected
Toluene	1800	590 J J	6600	2200 J J
trans-1,3-Dichloropropene	1800	Not Detected	7900	Not Detected
1,1,2-Trichloroethane	1800	Not Detected	9500	Not Detected
Tetrachloroethene	1800	Not Detected	12000	Not Detected

Air Toxics LTD.
Laboratory Services Since 1989

Client Sample ID: VMP-14-20-012612

Lab ID#: 1201497A-10B

EPA METHOD TO-15 GC/MS

File Name:	**14013119**	**Date of Collection:**	**1/26/12 3:50:00 PM**
Dil. Factor:	**350**	**Date of Analysis:**	**2/1/12 09:33 AM**

Compound	Rpt. Limit (ppbv)	Amount (ppbv)	Rpt. Limit (ug/m3)	Amount (ug/m3)
2-Hexanone	7000	Not Detected	29000	Not Detected
Dibromochloromethane	1800	Not Detected	15000	Not Detected
1,2-Dibromoethane (EDB)	1800	Not Detected	13000	Not Detected
Chlorobenzene	1800	Not Detected	8000	Not Detected
Ethyl Benzene	1800	Not Detected	7600	Not Detected
m,p-Xylene	1800	Not Detected	7600	Not Detected
o-Xylene	1800	Not Detected	7600	Not Detected
Styrene	1800	Not Detected	7400	Not Detected
Bromoform	7000	Not Detected	72000	Not Detected
Cumene	1800	Not Detected	8600	Not Detected
1,1,2,2-Tetrachloroethane	1800	Not Detected	12000	Not Detected
Propylbenzene	1800	Not Detected	8600	Not Detected
4-Ethyltoluene	1800	Not Detected	8600	Not Detected
1,3,5-Trimethylbenzene	1800	Not Detected	8600	Not Detected
1,2,4-Trimethylbenzene	7000	Not Detected	34000	Not Detected
1,3-Dichlorobenzene	1800	Not Detected	10000	Not Detected
1,4-Dichlorobenzene	1800	Not Detected	10000	Not Detected
alpha-Chlorotoluene	7000	Not Detected	36000	Not Detected
1,2-Dichlorobenzene	1800	Not Detected	10000	Not Detected
1,2,4-Trichlorobenzene	7000	Not Detected	52000	Not Detected
Hexachlorobutadiene	7000	Not Detected	75000	Not Detected
Butane	7000	1700000 J	17000	4100000
~~Isopentane~~	~~7000~~	~~2400000 E~~	~~21000~~	~~7000000 E~~

J = Estimated value.
E = Exceeds instrument calibration range.
Q = Exceeds Quality Control limits of 70% to 130%, due to matrix effects.
Container Type: 1 Liter Summa Canister

Surrogates	%Recovery	Method Limits
1,2-Dichloroethane-d4	145 Q	70-130
Toluene-d8	111	70-130
4-Bromofluorobenzene	89	70-130

Air Toxics LTD.
Laboratory Services Since 1989

Client Sample ID: VMP-14-29-012612

Lab ID#: 1201497A-11A

EPA METHOD TO-15 GC/MS

File Name:	14013124	Date of Collection:	1/26/12 1:03:00 PM
Dil. Factor:	6270	Date of Analysis:	2/1/12 12:05 PM

Compound	Rpt. Limit (ppbv)	Amount (ppbv)	Rpt. Limit (ug/m3)	Amount (ug/m3)
Freon 12	31000	Not Detected	160000	Not Detected
Freon 114	31000	Not Detected	220000	Not Detected
Chloromethane	120000	Not Detected	260000	Not Detected
Vinyl Chloride	31000	Not Detected	80000	Not Detected
1,3-Butadiene	31000	Not Detected	69000	Not Detected
Bromomethane	31000	Not Detected	120000	Not Detected
Chloroethane	120000	Not Detected	330000	Not Detected
Freon 11	31000	Not Detected	180000	Not Detected
Ethanol	120000	Not Detected	240000	Not Detected
Freon 113	31000	Not Detected	240000	Not Detected
1,1-Dichloroethene	31000	Not Detected	120000	Not Detected
Acetone	120000	Not Detected	300000	Not Detected
2-Propanol	120000	Not Detected	310000	Not Detected
Carbon Disulfide	31000	Not Detected	98000	Not Detected
3-Chloropropene	120000	Not Detected	390000	Not Detected
Methylene Chloride	31000	Not Detected	110000	Not Detected
Methyl tert-butyl ether	31000	Not Detected	110000	Not Detected
trans-1,2-Dichloroethene	31000	Not Detected	120000	Not Detected
Hexane	31000	240000	110000	840000
1,1-Dichloroethane	31000	Not Detected	130000	Not Detected
2-Butanone (Methyl Ethyl Ketone)	120000	Not Detected	370000	Not Detected
cis-1,2-Dichloroethene	31000	Not Detected	120000	Not Detected
Tetrahydrofuran	31000	Not Detected	92000	Not Detected
Chloroform	31000	Not Detected	150000	Not Detected
1,1,1-Trichloroethane	31000	Not Detected	170000	Not Detected
Cyclohexane	31000	72000	110000	250000
Carbon Tetrachloride	31000	Not Detected	200000	Not Detected
2,2,4-Trimethylpentane	31000	71000	150000	330000
Benzene	31000	8300000	100000	26000000
1,2-Dichloroethane	31000	Not Detected	130000	Not Detected
Heptane	31000	30000 J	130000	120000 J
Trichloroethene	31000	Not Detected	170000	Not Detected
1,2-Dichloropropane	31000	Not Detected	140000	Not Detected
1,4-Dioxane	120000	Not Detected	450000	Not Detected
Bromodichloromethane	31000	Not Detected	210000	Not Detected
cis-1,3-Dichloropropene	31000	Not Detected	140000	Not Detected
4-Methyl-2-pentanone	31000	Not Detected	130000	Not Detected
Toluene	31000	Not Detected	120000	Not Detected
trans-1,3-Dichloropropene	31000	Not Detected	140000	Not Detected
1,1,2-Trichloroethane	31000	Not Detected	170000	Not Detected
Tetrachloroethene	31000	Not Detected	210000	Not Detected

Air Toxics LTD.
Laboratory Services Since 1989

Client Sample ID: VMP-14-29-012612

Lab ID#: 1201497A-11A

EPA METHOD TO-15 GC/MS

File Name:	**14013124**	**Date of Collection:**	**1/26/12 1:03:00 PM**
Dil. Factor:	**6270**	**Date of Analysis:**	**2/1/12 12:05 PM**

Compound	Rpt. Limit (ppbv)	Amount (ppbv)	Rpt. Limit (ug/m3)	Amount (ug/m3)
2-Hexanone	120000	Not Detected	510000	Not Detected
Dibromochloromethane	31000	Not Detected	270000	Not Detected
1,2-Dibromoethane (EDB)	31000	Not Detected	240000	Not Detected
Chlorobenzene	31000	Not Detected	140000	Not Detected
Ethyl Benzene	31000	Not Detected	140000	Not Detected
m,p-Xylene	31000	Not Detected	140000	Not Detected
o-Xylene	31000	Not Detected	140000	Not Detected
Styrene	31000	Not Detected	130000	Not Detected
Bromoform	120000	Not Detected	1300000	Not Detected
Cumene	31000	Not Detected	150000	Not Detected
1,1,2,2-Tetrachloroethane	31000	Not Detected	220000	Not Detected
Propylbenzene	31000	Not Detected	150000	Not Detected
4-Ethyltoluene	31000	Not Detected	150000	Not Detected
1,3,5-Trimethylbenzene	31000	Not Detected	150000	Not Detected
1,2,4-Trimethylbenzene	120000	Not Detected	620000	Not Detected
1,3-Dichlorobenzene	31000	Not Detected	190000	Not Detected
1,4-Dichlorobenzene	31000	Not Detected	190000	Not Detected
alpha-Chlorotoluene	120000	Not Detected	650000	Not Detected
1,2-Dichlorobenzene	31000	Not Detected	190000	Not Detected
1,2,4-Trichlorobenzene	120000	Not Detected	930000	Not Detected
Hexachlorobutadiene	120000	Not Detected	1300000	Not Detected
Butane	120000	1700000	300000	4000000
Isopentane	120000	2500000	370000	7300000

J = Estimated value.

Container Type: 1 Liter Summa Canister

Surrogates	%Recovery	Method Limits
1,2-Dichloroethane-d4	130	70-130
Toluene-d8	100	70-130
4-Bromofluorobenzene	91	70-130

Air Toxics LTD.
Laboratory Services Since 1989

Client Sample ID: VMP-3-5-012712

Lab ID#: 1201497A-12A

EPA METHOD TO-15 GC/MS

File Name:	**14013117**	**Date of Collection:**	**1/27/12 11:03:00 AM**
Dil. Factor:	**87.5**	**Date of Analysis:**	**2/1/12 07:56 AM**

Compound	Rpt. Limit (ppbv)	Amount (ppbv)	Rpt. Limit (ug/m3)	Amount (ug/m3)
Freon 12	440	Not Detected	2200	Not Detected
Freon 114	440	Not Detected	3000	Not Detected
Chloromethane	1800	Not Detected	3600	Not Detected
Vinyl Chloride	440	Not Detected	1100	Not Detected
1,3-Butadiene	440	Not Detected	970	Not Detected
Bromomethane	440	Not Detected	1700	Not Detected
Chloroethane	1800	Not Detected	4600	Not Detected
Freon 11	440	Not Detected	2400	Not Detected
Ethanol	1800	Not Detected	3300	Not Detected
Freon 113	440	Not Detected	3400	Not Detected
1,1-Dichloroethene	440	Not Detected	1700	Not Detected
Acetone	1800	Not Detected	4200	Not Detected
2-Propanol	1800	Not Detected	4300	Not Detected
Carbon Disulfide	440	Not Detected	1400	Not Detected
3-Chloropropene	1800	Not Detected	5500	Not Detected
Methylene Chloride	440	190 J	1500	680 J
Methyl tert-butyl ether	440	Not Detected	1600	Not Detected
trans-1,2-Dichloroethene	440	Not Detected	1700	Not Detected
Hexane	440	16000	1500	58000
1,1-Dichloroethane	440	Not Detected	1800	Not Detected
2-Butanone (Methyl Ethyl Ketone)	1800	Not Detected	5200	Not Detected
cis-1,2-Dichloroethene	440	Not Detected	1700	Not Detected
Tetrahydrofuran	440	Not Detected	1300	Not Detected
Chloroform	440	Not Detected	2100	Not Detected
1,1,1-Trichloroethane	440	Not Detected	2400	Not Detected
Cyclohexane	440	1500	1500	5200
Carbon Tetrachloride	440	Not Detected	2800	Not Detected
2,2,4-Trimethylpentane	440	56000	2000	260000
Benzene	440	200 J	1400	630 J
1,2-Dichloroethane	440	Not Detected	1800	Not Detected
Heptane	440	Not Detected	1800	Not Detected
Trichloroethene	440	Not Detected	2400	Not Detected
1,2-Dichloropropane	440	Not Detected	2000	Not Detected
1,4-Dioxane	1800	Not Detected	6300	Not Detected
Bromodichloromethane	440	Not Detected	2900	Not Detected
cis-1,3-Dichloropropene	440	Not Detected	2000	Not Detected
4-Methyl-2-pentanone	440	Not Detected	1800	Not Detected
Toluene	440	Not Detected	1600	Not Detected
trans-1,3-Dichloropropene	440	Not Detected	2000	Not Detected
1,1,2-Trichloroethane	440	Not Detected	2400	Not Detected
Tetrachloroethene	440	Not Detected	3000	Not Detected

Air Toxics LTD.
Laboratory Services Since 1989

Client Sample ID: VMP-3-5-012712

Lab ID#: 1201497A-12A

EPA METHOD TO-15 GC/MS

File Name:	**14013117**	**Date of Collection:**	**1/27/12 11:03:00 AM**
Dil. Factor:	**87.5**	**Date of Analysis:**	**2/1/12 07:56 AM**

Compound	Rpt. Limit (ppbv)	Amount (ppbv)	Rpt. Limit (ug/m3)	Amount (ug/m3)
2-Hexanone	1800	Not Detected	7200	Not Detected
Dibromochloromethane	440	Not Detected	3700	Not Detected
1,2-Dibromoethane (EDB)	440	Not Detected	3400	Not Detected
Chlorobenzene	440	Not Detected	2000	Not Detected
Ethyl Benzene	440	Not Detected	1900	Not Detected
m,p-Xylene	440	Not Detected	1900	Not Detected
o-Xylene	440	Not Detected	1900	Not Detected
Styrene	440	Not Detected	1900	Not Detected
Bromoform	1800	Not Detected	18000	Not Detected
Cumene	440	Not Detected	2200	Not Detected
1,1,2,2-Tetrachloroethane	440	Not Detected	3000	Not Detected
Propylbenzene	440	Not Detected	2200	Not Detected
4-Ethyltoluene	440	Not Detected	2200	Not Detected
1,3,5-Trimethylbenzene	440	Not Detected	2200	Not Detected
1,2,4-Trimethylbenzene	1800	Not Detected	8600	Not Detected
1,3-Dichlorobenzene	440	Not Detected	2600	Not Detected
1,4-Dichlorobenzene	440	Not Detected	2600	Not Detected
alpha-Chlorotoluene	1800	Not Detected	9000	Not Detected
1,2-Dichlorobenzene	440	Not Detected	2600	Not Detected
1,2,4-Trichlorobenzene	1800	Not Detected	13000	Not Detected
Hexachlorobutadiene	1800	Not Detected	19000	Not Detected
Butane	1800	190000	4200	460000
Isopentane	1800	370000	5200	1100000

J = Estimated value.

Container Type: 1 Liter Summa Canister

Surrogates	%Recovery	Method Limits
1,2-Dichloroethane-d4	127	70-130
Toluene-d8	106	70-130
4-Bromofluorobenzene	91	70-130

Air Toxics LTD.
Laboratory Services Since 1989

Client Sample ID: VMP-3-31.5-012712

Lab ID#: 1201497A-13A

EPA METHOD TO-15 GC/MS

File Name:	14013130	Date of Collection:	1/27/12 11:56:00 AM
Dil. Factor:	2770	Date of Analysis:	2/1/12 02:44 PM

Compound	Rpt. Limit (ppbv)	Amount (ppbv)	Rpt. Limit (ug/m3)	Amount (ug/m3)
Freon 12	14000	Not Detected	68000	Not Detected
Freon 114	14000	Not Detected	97000	Not Detected
Chloromethane	55000	Not Detected	110000	Not Detected
Vinyl Chloride	14000	Not Detected	35000	Not Detected
1,3-Butadiene	14000	Not Detected	31000	Not Detected
Bromomethane	14000	Not Detected	54000	Not Detected
Chloroethane	55000	Not Detected	150000	Not Detected
Freon 11	14000	Not Detected	78000	Not Detected
Ethanol	55000	Not Detected	100000	Not Detected
Freon 113	14000	Not Detected	110000	Not Detected
1,1-Dichloroethene	14000	Not Detected	55000	Not Detected
Acetone	55000	5000 J J	130000	12000 J J
2-Propanol	55000	Not Detected	140000	Not Detected
Carbon Disulfide	14000	Not Detected	43000	Not Detected
3-Chloropropene	55000	Not Detected	170000	Not Detected
Methylene Chloride	14000	4100 J J	48000	14000 J J
Methyl tert-butyl ether	14000	Not Detected	50000	Not Detected
trans-1,2-Dichloroethene	14000	Not Detected	55000	Not Detected
Hexane	14000	490000 J	49000	1700000 J
1,1-Dichloroethane	14000	Not Detected	56000	Not Detected
2-Butanone (Methyl Ethyl Ketone)	55000	Not Detected	160000	Not Detected
cis-1,2-Dichloroethene	14000	Not Detected	55000	Not Detected
Tetrahydrofuran	14000	Not Detected	41000	Not Detected
Chloroform	14000	Not Detected	68000	Not Detected
1,1,1-Trichloroethane	14000	Not Detected	76000	Not Detected
Cyclohexane	14000	62000 J	48000	210000 J
Carbon Tetrachloride	14000	Not Detected	87000	Not Detected
2,2,4-Trimethylpentane	14000	630000 J	65000	2900000 J
Benzene	14000	8500 J J	44000	27000 J J
1,2-Dichloroethane	14000	Not Detected	56000	Not Detected
Heptane	14000	21000 J	57000	88000 J
Trichloroethene	14000	Not Detected	74000	Not Detected
1,2-Dichloropropane	14000	Not Detected	64000	Not Detected
1,4-Dioxane	55000	Not Detected	200000	Not Detected
Bromodichloromethane	14000	Not Detected	93000	Not Detected
cis-1,3-Dichloropropene	14000	Not Detected	63000	Not Detected
4-Methyl-2-pentanone	14000	Not Detected	57000	Not Detected
Toluene	14000	Not Detected	52000	Not Detected
trans-1,3-Dichloropropene	14000	Not Detected	63000	Not Detected
1,1,2-Trichloroethane	14000	Not Detected	76000	Not Detected
Tetrachloroethene	14000	Not Detected	94000	Not Detected

Air Toxics LTD.
Laboratory Services Since 1989

Client Sample ID: VMP-3-31.5-012712

Lab ID#: 1201497A-13A

EPA METHOD TO-15 GC/MS

File Name:	**14013130**	**Date of Collection:**	**1/27/12 11:56:00 AM**
Dil. Factor:	**2770**	**Date of Analysis:**	**2/1/12 02:44 PM**

Compound	Rpt. Limit (ppbv)	Amount (ppbv)	Rpt. Limit (ug/m3)	Amount (ug/m3)
2-Hexanone	55000	Not Detected	230000	Not Detected
Dibromochloromethane	14000	Not Detected	120000	Not Detected
1,2-Dibromoethane (EDB)	14000	Not Detected	110000	Not Detected
Chlorobenzene	14000	Not Detected	64000	Not Detected
Ethyl Benzene	14000	Not Detected	60000	Not Detected
m,p-Xylene	14000	Not Detected	60000	Not Detected
o-Xylene	14000	Not Detected	60000	Not Detected
Styrene	14000	Not Detected	59000	Not Detected
Bromoform	55000	Not Detected	570000	Not Detected
Cumene	14000	Not Detected	68000	Not Detected
1,1,2,2-Tetrachloroethane	14000	Not Detected	95000	Not Detected
Propylbenzene	14000	Not Detected	68000	Not Detected
4-Ethyltoluene	14000	Not Detected	68000	Not Detected
1,3,5-Trimethylbenzene	14000	Not Detected	68000	Not Detected
1,2,4-Trimethylbenzene	55000	Not Detected	270000	Not Detected
1,3-Dichlorobenzene	14000	Not Detected	83000	Not Detected
1,4-Dichlorobenzene	14000	Not Detected	83000	Not Detected
alpha-Chlorotoluene	55000	Not Detected	290000	Not Detected
1,2-Dichlorobenzene	14000	Not Detected	83000	Not Detected
1,2,4-Trichlorobenzene	55000	Not Detected	410000	Not Detected
Hexachlorobutadiene	55000	Not Detected	590000	Not Detected
Butane	55000	5400000 J	130000	13000000 J
Isopentane	55000	5400000 J	160000	16000000 J

J = Estimated value.
Q = Exceeds Quality Control limits of 70% to 130%, due to matrix effects.
Container Type: 1 Liter Summa Canister

Surrogates	%Recovery	Method Limits
1,2-Dichloroethane-d4	132 Q	70-130
Toluene-d8	89	70-130
4-Bromofluorobenzene	93	70-130

Air Toxics LTD.
Laboratory Services Since 1989

Client Sample ID: VMP-13-21.5-012712

Lab ID#: 1201497A-14A

EPA METHOD TO-15 GC/MS

File Name:	14013116	Date of Collection:	1/27/12 10:06:00 AM
Dil. Factor:	26.8	Date of Analysis:	1/31/12 10:50 PM

Compound	Rpt. Limit (ppbv)	Amount (ppbv)	Rpt. Limit (ug/m3)	Amount (ug/m3)
Freon 12	130	Not Detected	660	Not Detected
Freon 114	130	Not Detected	940	Not Detected
Chloromethane	540	Not Detected	1100	Not Detected
Vinyl Chloride	130	Not Detected	340	Not Detected
1,3-Butadiene	130	Not Detected	300	Not Detected
Bromomethane	130	Not Detected	520	Not Detected
Chloroethane	540	Not Detected	1400	Not Detected
Freon 11	130	Not Detected	750	Not Detected
Ethanol	540	Not Detected	1000	Not Detected
Freon 113	130	Not Detected	1000	Not Detected
1,1-Dichloroethene	130	Not Detected	530	Not Detected
Acetone	540	Not Detected	1300	Not Detected
2-Propanol	540	Not Detected	1300	Not Detected
Carbon Disulfide	130	Not Detected	420	Not Detected
3-Chloropropene	540	Not Detected	1700	Not Detected
Methylene Chloride	130	27 J J	460	94 J J
Methyl tert-butyl ether	130	21 J J	480	75 J J
trans-1,2-Dichloroethene	130	Not Detected	530	Not Detected
Hexane	130	110 J J	470	380 J J
1,1-Dichloroethane	130	Not Detected	540	Not Detected
2-Butanone (Methyl Ethyl Ketone)	540	Not Detected	1600	Not Detected
cis-1,2-Dichloroethene	130	Not Detected	530	Not Detected
Tetrahydrofuran	130	Not Detected	400	Not Detected
Chloroform	130	Not Detected	650	Not Detected
1,1,1-Trichloroethane	130	Not Detected	730	Not Detected
Cyclohexane	130	260 J	460	900 J
Carbon Tetrachloride	130	Not Detected J	840	Not Detected
2,2,4-Trimethylpentane	130	6200 J	620	29000 J
Benzene	130	110000 J	430	370000 J
1,2-Dichloroethane	130	Not Detected	540	Not Detected
Heptane	130	Not Detected	550	Not Detected
Trichloroethene	130	Not Detected	720	Not Detected
1,2-Dichloropropane	130	Not Detected	620	Not Detected
1,4-Dioxane	540	Not Detected	1900	Not Detected
Bromodichloromethane	130	Not Detected	900	Not Detected
cis-1,3-Dichloropropene	130	Not Detected	610	Not Detected
4-Methyl-2-pentanone	130	Not Detected	550	Not Detected
Toluene	130	Not Detected	500	Not Detected
trans-1,3-Dichloropropene	130	Not Detected	610	Not Detected
1,1,2-Trichloroethane	130	Not Detected	730	Not Detected
Tetrachloroethene	130	Not Detected	910	Not Detected

Air Toxics LTD.
Laboratory Services Since 1989

Client Sample ID: VMP-13-21.5-012712

Lab ID#: 1201497A-14A

EPA METHOD TO-15 GC/MS

File Name:	**14013116**	**Date of Collection:**	**1/27/12 10:06:00 AM**
Dil. Factor:	**26.8**	**Date of Analysis:**	**1/31/12 10:50 PM**

Compound	Rpt. Limit (ppbv)	Amount (ppbv)	Rpt. Limit (ug/m3)	Amount (ug/m3)
2-Hexanone	540	Not Detected	2200	Not Detected
Dibromochloromethane	130	Not Detected	1100	Not Detected
1,2-Dibromoethane (EDB)	130	Not Detected	1000	Not Detected
Chlorobenzene	130	Not Detected	620	Not Detected
Ethyl Benzene	130	29 J J	580	130 J J
m,p-Xylene	130	Not Detected	580	Not Detected
o-Xylene	130	Not Detected	580	Not Detected
Styrene	130	Not Detected	570	Not Detected
Bromoform	540	Not Detected	5500	Not Detected
Cumene	130	Not Detected	660	Not Detected
1,1,2,2-Tetrachloroethane	130	Not Detected	920	Not Detected
Propylbenzene	130	Not Detected	660	Not Detected
4-Ethyltoluene	130	Not Detected	660	Not Detected
1,3,5-Trimethylbenzene	130	Not Detected	660	Not Detected
1,2,4-Trimethylbenzene	540	Not Detected	2600	Not Detected
1,3-Dichlorobenzene	130	Not Detected	800	Not Detected
1,4-Dichlorobenzene	130	Not Detected	800	Not Detected
alpha-Chlorotoluene	540	Not Detected	2800	Not Detected
1,2-Dichlorobenzene	130	Not Detected	800	Not Detected
1,2,4-Trichlorobenzene	540	Not Detected	4000	Not Detected
Hexachlorobutadiene	540	Not Detected	5700	Not Detected
Butane	540	6600 J	1300	16000 J
Isopentane	540	17000 J	1600	49000 J

J = Estimated value.
Q = Exceeds Quality Control limits of 70% to 130%, due to matrix effects.
Container Type: 1 Liter Summa Canister

Surrogates	%Recovery	Method Limits
1,2-Dichloroethane-d4	137 Q	70-130
Toluene-d8	102	70-130
4-Bromofluorobenzene	91	70-130

Air Toxics LTD.
Laboratory Services Since 1989

Client Sample ID: VMP-3-10-012712

Lab ID#: 1201497A-15A

EPA METHOD TO-15 GC/MS

File Name:	14013114	Date of Collection:	1/27/12 3:27:00 PM
Dil. Factor:	1.68	Date of Analysis:	1/31/12 09:49 PM

Compound	Rpt. Limit (ppbv)	Amount (ppbv)	Rpt. Limit (ug/m3)	Amount (ug/m3)
Freon 12	8.4	Not Detected	42	Not Detected
Freon 114	8.4	Not Detected	59	Not Detected
Chloromethane	34	Not Detected	69	Not Detected
Vinyl Chloride	8.4	Not Detected	21	Not Detected
1,3-Butadiene	8.4	Not Detected	18	Not Detected
Bromomethane	8.4	Not Detected	33	Not Detected
Chloroethane	34	Not Detected	89	Not Detected
Freon 11	8.4	Not Detected	47	Not Detected
Ethanol	34	9.3 J	63	18 J
Freon 113	8.4	Not Detected	64	Not Detected
1,1-Dichloroethene	8.4	Not Detected	33	Not Detected
Acetone	34	~~6.4 J~~	80	~~14 J~~
2-Propanol	34	7.0 J	82	17 J
Carbon Disulfide	8.4	Not Detected	26	Not Detected
3-Chloropropene	34	Not Detected	100	Not Detected
Methylene Chloride	8.4	Not Detected	29	Not Detected
Methyl tert-butyl ether	8.4	Not Detected	30	Not Detected
trans-1,2-Dichloroethene	8.4	Not Detected	33	Not Detected
Hexane	8.4	490	30	1700
1,1-Dichloroethane	8.4	Not Detected	34	Not Detected
2-Butanone (Methyl Ethyl Ketone)	34	Not Detected	99	Not Detected
cis-1,2-Dichloroethene	8.4	Not Detected	33	Not Detected
Tetrahydrofuran	8.4	Not Detected	25	Not Detected
Chloroform	8.4	Not Detected	41	Not Detected
1,1,1-Trichloroethane	8.4	Not Detected	46	Not Detected
Cyclohexane	8.4	120	29	400
Carbon Tetrachloride	8.4	Not Detected	53	Not Detected
2,2,4-Trimethylpentane	8.4	1900	39	8900
Benzene	8.4	28	27	91
1,2-Dichloroethane	8.4	Not Detected	34	Not Detected
Heptane	8.4	79	34	320
Trichloroethene	8.4	Not Detected	45	Not Detected
1,2-Dichloropropane	8.4	Not Detected	39	Not Detected
1,4-Dioxane	34	Not Detected	120	Not Detected
Bromodichloromethane	8.4	Not Detected	56	Not Detected
cis-1,3-Dichloropropene	8.4	Not Detected	38	Not Detected
4-Methyl-2-pentanone	8.4	10	34	42
Toluene	8.4	7.0 J	32	26 J
trans-1,3-Dichloropropene	8.4	Not Detected	38	Not Detected
1,1,2-Trichloroethane	8.4	Not Detected	46	Not Detected
Tetrachloroethene	8.4	Not Detected	57	Not Detected

Air Toxics LTD.
Laboratory Services Since 1989

Client Sample ID: VMP-3-10-012712

Lab ID#: 1201497A-15A

EPA METHOD TO-15 GC/MS

File Name:	**14013114**	**Date of Collection:**	**1/27/12 3:27:00 PM**
Dil. Factor:	**1.68**	**Date of Analysis:**	**1/31/12 09:49 PM**

Compound	Rpt. Limit (ppbv)	Amount (ppbv)	Rpt. Limit (ug/m3)	Amount (ug/m3)
2-Hexanone	34	Not Detected	140	Not Detected
Dibromochloromethane	8.4	Not Detected	72	Not Detected
1,2-Dibromoethane (EDB)	8.4	Not Detected	64	Not Detected
Chlorobenzene	8.4	Not Detected	39	Not Detected
Ethyl Benzene	8.4	5.3 J	36	23 J
m,p-Xylene	8.4	7.0 J	36	30 J
o-Xylene	8.4	4.3 J	36	19 J
Styrene	8.4	Not Detected	36	Not Detected
Bromoform	34	Not Detected	350	Not Detected
Cumene	8.4	3.3 J	41	16 J
1,1,2,2-Tetrachloroethane	8.4	Not Detected	58	Not Detected
Propylbenzene	8.4	3.0 J	41	15 J
4-Ethyltoluene	8.4	8.3 J	41	41 J
1,3,5-Trimethylbenzene	8.4	3.5 J	41	17 J
1,2,4-Trimethylbenzene	34	4.2 J	160	21 J
1,3-Dichlorobenzene	8.4	Not Detected	50	Not Detected
1,4-Dichlorobenzene	8.4	Not Detected	50	Not Detected
alpha-Chlorotoluene	34	Not Detected	170	Not Detected
1,2-Dichlorobenzene	8.4	Not Detected	50	Not Detected
1,2,4-Trichlorobenzene	34	Not Detected	250	Not Detected
Hexachlorobutadiene	34	Not Detected	360	Not Detected
Butane	34	2900	80	6900
Isopentane	34	2700	99	7900

J = Estimated value.

Container Type: 1 Liter Summa Canister

Surrogates	%Recovery	Method Limits
1,2-Dichloroethane-d4	129	70-130
Toluene-d8	99	70-130
4-Bromofluorobenzene	94	70-130

Air Toxics LTD.
Laboratory Services Since 1989

Client Sample ID: VMP-13-5-012712

Lab ID#: 1201497A-16A

EPA METHOD TO-15 GC/MS

File Name:	**14013115**	**Date of Collection:**	**1/27/12 3:27:00 PM**
Dil. Factor:	**1.55**	**Date of Analysis:**	**1/31/12 10:07 PM**

Compound	Rpt. Limit (ppbv)	Amount (ppbv)	Rpt. Limit (ug/m3)	Amount (ug/m3)
Freon 12	7.8	Not Detected	38	Not Detected
Freon 114	7.8	Not Detected	54	Not Detected
Chloromethane	31	Not Detected	64	Not Detected
Vinyl Chloride	7.8	Not Detected	20	Not Detected
1,3-Butadiene	7.8	Not Detected	17	Not Detected
Bromomethane	7.8	Not Detected	30	Not Detected
Chloroethane	31	Not Detected	82	Not Detected
Freon 11	7.8	Not Detected	44	Not Detected
Ethanol	31	7.5 J J	58	14 J J
Freon 113	7.8	Not Detected	59	Not Detected
1,1-Dichloroethene	7.8	Not Detected	31	Not Detected
Acetone	31	14 J J	74	34 J J
2-Propanol	31	7.0 J J	76	17 J J
Carbon Disulfide	7.8	Not Detected	24	Not Detected
3-Chloropropene	31	Not Detected	97	Not Detected
Methylene Chloride	7.8	2.1 J J	27	7.2 J J
Methyl tert-butyl ether	7.8	Not Detected	28	Not Detected
trans-1,2-Dichloroethene	7.8	Not Detected	31	Not Detected
Hexane	7.8	52 J	27	180 J
1,1-Dichloroethane	7.8	Not Detected	31	Not Detected
2-Butanone (Methyl Ethyl Ketone)	31	Not Detected	91	Not Detected
cis-1,2-Dichloroethene	7.8	Not Detected	31	Not Detected
Tetrahydrofuran	7.8	Not Detected	23	Not Detected
Chloroform	7.8	Not Detected	38	Not Detected
1,1,1-Trichloroethane	7.8	Not Detected	42	Not Detected
Cyclohexane	7.8	24 J	27	81 J
Carbon Tetrachloride	7.8	Not Detected	49	Not Detected
2,2,4-Trimethylpentane	7.8	40 J	36	190 J
Benzene	7.8	2600 J	25	8200 J
1,2-Dichloroethane	7.8	Not Detected	31	Not Detected
Heptane	7.8	8.5 J	32	35 J
Trichloroethene	7.8	Not Detected	42	Not Detected
1,2-Dichloropropane	7.8	Not Detected	36	Not Detected
1,4-Dioxane	31	Not Detected	110	Not Detected
Bromodichloromethane	7.8	Not Detected	52	Not Detected
cis-1,3-Dichloropropene	7.8	Not Detected	35	Not Detected
4-Methyl-2-pentanone	7.8	2.3 J J	32	9.5 J J
Toluene	7.8	2.6 J J	29	9.8 J J
trans-1,3-Dichloropropene	7.8	Not Detected	35	Not Detected
1,1,2-Trichloroethane	7.8	Not Detected	42	Not Detected
Tetrachloroethene	7.8	Not Detected	52	Not Detected

Air Toxics LTD.
Laboratory Services Since 1989

Client Sample ID: VMP-13-5-0I2712

Lab ID#: 1201497A-16A

EPA METHOD TO-15 GC/MS

File Name:	**14013115**	**Date of Collection:**	**1/27/12 3:27:00 PM**
Dil. Factor:	**1.55**	**Date of Analysis:**	**1/31/12 10:07 PM**

Compound	Rpt. Limit (ppbv)	Amount (ppbv)	Rpt. Limit (ug/m3)	Amount (ug/m3)
2-Hexanone	31	Not Detected	130	Not Detected
Dibromochloromethane	7.8	Not Detected	66	Not Detected
1,2-Dibromoethane (EDB)	7.8	Not Detected	60	Not Detected
Chlorobenzene	7.8	Not Detected	36	Not Detected
Ethyl Benzene	7.8	1.0 J J	34	4.4 J J
m,p-Xylene	7.8	Not Detected	34	Not Detected
o-Xylene	7.8	Not Detected	34	Not Detected
Styrene	7.8	Not Detected	33	Not Detected
Bromoform	31	Not Detected	320	Not Detected
Cumene	7.8	1.3 J J	38	6.2 J J
1,1,2,2-Tetrachloroethane	7.8	Not Detected	53	Not Detected
Propylbenzene	7.8	Not Detected	38	Not Detected
4-Ethyltoluene	7.8	Not Detected	38	Not Detected
1,3,5-Trimethylbenzene	7.8	Not Detected	38	Not Detected
1,2,4-Trimethylbenzene	31	Not Detected	150	Not Detected
1,3-Dichlorobenzene	7.8	Not Detected	46	Not Detected
1,4-Dichlorobenzene	7.8	Not Detected	46	Not Detected
alpha-Chlorotoluene	31	Not Detected	160	Not Detected
1,2-Dichlorobenzene	7.8	Not Detected	46	Not Detected
1,2,4-Trichlorobenzene	31	Not Detected	230	Not Detected
Hexachlorobutadiene	31	Not Detected	330	Not Detected
Butane	31	89 J	74	210 J
Isopentane	31	220 J	91	640 J

J = Estimated value.
Q = Exceeds Quality Control limits of 70% to 130%, due to matrix effects.
Container Type: 1 Liter Summa Canister

Surrogates	%Recovery	Method Limits
1,2-Dichloroethane-d4	131 Q	70-130
Toluene-d8	111	70-130
4-Bromofluorobenzene	92	70-130

Air Toxics LTD.
Laboratory Services Since 1989

Client Sample ID: Lab Blank

Lab ID#: 1201497A-17A

EPA METHOD TO-15 GC/MS FULL SCAN

File Name:	o013106a	**Date of Collection: NA**	
Dil. Factor:	**1.00**	**Date of Analysis: 1/31/12 10:14 AM**	

Compound	Rpt. Limit (ppbv)	Amount (ppbv)	Rpt. Limit (ug/m3)	Amount (ug/m3)
Freon 12	0.50	Not Detected	2.5	Not Detected
Freon 114	0.50	Not Detected	3.5	Not Detected
Chloromethane	2.0	Not Detected	4.1	Not Detected
Vinyl Chloride	0.50	Not Detected	1.3	Not Detected
1,3-Butadiene	0.50	Not Detected	1.1	Not Detected
Bromomethane	0.50	Not Detected	1.9	Not Detected
Chloroethane	2.0	Not Detected	5.3	Not Detected
Freon 11	0.50	Not Detected	2.8	Not Detected
Ethanol	2.0	Not Detected	3.8	Not Detected
Freon 113	0.50	Not Detected	3.8	Not Detected
1,1-Dichloroethene	0.50	Not Detected	2.0	Not Detected
Acetone	2.0	Not Detected	4.8	Not Detected
2-Propanol	2.0	Not Detected	4.9	Not Detected
Carbon Disulfide	2.0	0.36 J	6.2	1.1 J
3-Chloropropene	2.0	Not Detected	6.3	Not Detected
Methylene Chloride	0.50	0.11 J	1.7	0.38 J
Methyl tert-butyl ether	0.50	Not Detected	1.8	Not Detected
trans-1,2-Dichloroethene	0.50	Not Detected	2.0	Not Detected
Hexane	0.50	Not Detected	1.8	Not Detected
1,1-Dichloroethane	0.50	Not Detected	2.0	Not Detected
2-Butanone (Methyl Ethyl Ketone)	2.0	Not Detected	5.9	Not Detected
cis-1,2-Dichloroethene	0.50	Not Detected	2.0	Not Detected
Tetrahydrofuran	0.50	Not Detected	1.5	Not Detected
Chloroform	0.50	Not Detected	2.4	Not Detected
1,1,1-Trichloroethane	0.50	Not Detected	2.7	Not Detected
Cyclohexane	0.50	Not Detected	1.7	Not Detected
Carbon Tetrachloride	0.50	Not Detected	3.1	Not Detected
2,2,4-Trimethylpentane	0.50	0.076 J	2.3	0.36 J
Benzene	0.50	0.082 J	1.6	0.26 J
1,2-Dichloroethane	0.50	0.11 J	2.0	0.45 J
Heptane	0.50	Not Detected	2.0	Not Detected
Trichloroethene	0.50	Not Detected	2.7	Not Detected
1,2-Dichloropropane	0.50	0.077 J	2.3	0.36 J
1,4-Dioxane	2.0	Not Detected	7.2	Not Detected
Bromodichloromethane	0.50	0.072 J	3.4	0.48 J
cis-1,3-Dichloropropene	0.50	0.11 J	2.3	0.51 J
4-Methyl-2-pentanone	0.50	Not Detected	2.0	Not Detected
Toluene	0.50	0.070 J	1.9	0.26 J
trans-1,3-Dichloropropene	0.50	0.15 J	2.3	0.68 J
1,1,2-Trichloroethane	0.50	Not Detected	2.7	Not Detected
Tetrachloroethene	0.50	0.070 J	3.4	0.47 J

Air Toxics LTD.
Laboratory Services Since 1989

Client Sample ID: Lab Blank

Lab ID#: 1201497A-17A

EPA METHOD TO-15 GC/MS FULL SCAN

File Name:	**o013106a**	**Date of Collection: NA**	
Dil. Factor:	**1.00**	**Date of Analysis: 1/31/12 10:14 AM**	

Compound	Rpt. Limit (ppbv)	Amount (ppbv)	Rpt. Limit (ug/m3)	Amount (ug/m3)
2-Hexanone	2.0	Not Detected	8.2	Not Detected
Dibromochloromethane	0.50	Not Detected	4.2	Not Detected
1,2-Dibromoethane (EDB)	0.50	0.11 J	3.8	0.87 J
Chlorobenzene	0.50	0.26 J	2.3	1.2 J
Ethyl Benzene	0.50	0.060 J	2.2	0.26 J
m,p-Xylene	0.50	Not Detected	2.2	Not Detected
o-Xylene	0.50	Not Detected	2.2	Not Detected
Styrene	0.50	Not Detected	2.1	Not Detected
Bromoform	0.50	0.076 J	5.2	0.78 J
Cumene	0.50	Not Detected	2.4	Not Detected
1,1,2,2-Tetrachloroethane	0.50	Not Detected	3.4	Not Detected
Propylbenzene	0.50	0.055 J	2.4	0.27 J
4-Ethyltoluene	0.50	Not Detected	2.4	Not Detected
1,3,5-Trimethylbenzene	0.50	0.064 J	2.4	0.31 J
1,2,4-Trimethylbenzene	0.50	Not Detected	2.4	Not Detected
1,3-Dichlorobenzene	0.50	0.14 J	3.0	0.83 J
1,4-Dichlorobenzene	0.50	0.19 J	3.0	1.1 J
alpha-Chlorotoluene	0.50	0.12 J	2.6	0.65 J
1,2-Dichlorobenzene	0.50	0.16 J	3.0	0.95 J
1,2,4-Trichlorobenzene	2.0	0.57 J	15	4.2 J
Hexachlorobutadiene	2.0	0.36 J	21	3.8 J
Butane	2.0	Not Detected	4.8	Not Detected
Isopentane	2.0	Not Detected	5.9	Not Detected

J = Estimated value.

Container Type: NA - Not Applicable

Surrogates	%Recovery	Method Limits
Toluene-d8	101	70-130
1,2-Dichloroethane-d4	122	70-130
4-Bromofluorobenzene	100	70-130

Air Toxics LTD.
Laboratory Services Since 1989

Client Sample ID: Lab Blank
Lab ID#: 1201497A-17B
EPA METHOD TO-15 GC/MS

File Name:	14013105a	Date of Collection: NA	
Dil. Factor:	1.00	Date of Analysis: 1/31/12 05:31 PM	

Compound	Rpt. Limit (ppbv)	Amount (ppbv)	Rpt. Limit (ug/m3)	Amount (ug/m3)
Freon 12	5.0	Not Detected	25	Not Detected
Freon 114	5.0	Not Detected	35	Not Detected
Chloromethane	20	Not Detected	41	Not Detected
Vinyl Chloride	5.0	Not Detected	13	Not Detected
1,3-Butadiene	5.0	Not Detected	11	Not Detected
Bromomethane	5.0	Not Detected	19	Not Detected
Chloroethane	20	Not Detected	53	Not Detected
Freon 11	5.0	Not Detected	28	Not Detected
Ethanol	20	Not Detected	38	Not Detected
Freon 113	5.0	Not Detected	38	Not Detected
1,1-Dichloroethene	5.0	Not Detected	20	Not Detected
Acetone	20	1.8 J	48	4.4 J
2-Propanol	20	Not Detected	49	Not Detected
Carbon Disulfide	5.0	Not Detected	16	Not Detected
3-Chloropropene	20	Not Detected	63	Not Detected
Methylene Chloride	5.0	Not Detected	17	Not Detected
Methyl tert-butyl ether	5.0	Not Detected	18	Not Detected
trans-1,2-Dichloroethene	5.0	Not Detected	20	Not Detected
Hexane	5.0	Not Detected	18	Not Detected
1,1-Dichloroethane	5.0	Not Detected	20	Not Detected
2-Butanone (Methyl Ethyl Ketone)	20	Not Detected	59	Not Detected
cis-1,2-Dichloroethene	5.0	Not Detected	20	Not Detected
Tetrahydrofuran	5.0	Not Detected	15	Not Detected
Chloroform	5.0	Not Detected	24	Not Detected
1,1,1-Trichloroethane	5.0	Not Detected	27	Not Detected
Cyclohexane	5.0	Not Detected	17	Not Detected
Carbon Tetrachloride	5.0	Not Detected	31	Not Detected
2,2,4-Trimethylpentane	5.0	Not Detected	23	Not Detected
Benzene	5.0	Not Detected	16	Not Detected
1,2-Dichloroethane	5.0	Not Detected	20	Not Detected
Heptane	5.0	Not Detected	20	Not Detected
Trichloroethene	5.0	Not Detected	27	Not Detected
1,2-Dichloropropane	5.0	Not Detected	23	Not Detected
1,4-Dioxane	20	Not Detected	72	Not Detected
Bromodichloromethane	5.0	Not Detected	34	Not Detected
cis-1,3-Dichloropropene	5.0	Not Detected	23	Not Detected
4-Methyl-2-pentanone	5.0	Not Detected	20	Not Detected
Toluene	5.0	Not Detected	19	Not Detected
trans-1,3-Dichloropropene	5.0	Not Detected	23	Not Detected
1,1,2-Trichloroethane	5.0	Not Detected	27	Not Detected
Tetrachloroethene	5.0	Not Detected	34	Not Detected

Air Toxics LTD.
Laboratory Services Since 1989

Client Sample ID: Lab Blank
Lab ID#: 1201497A-17B
EPA METHOD TO-15 GC/MS

File Name:	14013105a	Date of Collection: NA	
Dil. Factor:	1.00	Date of Analysis: 1/31/12 05:31 PM	

Compound	Rpt. Limit (ppbv)	Amount (ppbv)	Rpt. Limit (ug/m3)	Amount (ug/m3)
2-Hexanone	20	Not Detected	82	Not Detected
Dibromochloromethane	5.0	Not Detected	42	Not Detected
1,2-Dibromoethane (EDB)	5.0	Not Detected	38	Not Detected
Chlorobenzene	5.0	Not Detected	23	Not Detected
Ethyl Benzene	5.0	Not Detected	22	Not Detected
m,p-Xylene	5.0	Not Detected	22	Not Detected
o-Xylene	5.0	Not Detected	22	Not Detected
Styrene	5.0	Not Detected	21	Not Detected
Bromoform	20	Not Detected	210	Not Detected
Cumene	5.0	Not Detected	24	Not Detected
1,1,2,2-Tetrachloroethane	5.0	Not Detected	34	Not Detected
Propylbenzene	5.0	Not Detected	24	Not Detected
4-Ethyltoluene	5.0	Not Detected	24	Not Detected
1,3,5-Trimethylbenzene	5.0	Not Detected	24	Not Detected
1,2,4-Trimethylbenzene	20	Not Detected	98	Not Detected
1,3-Dichlorobenzene	5.0	Not Detected	30	Not Detected
1,4-Dichlorobenzene	5.0	Not Detected	30	Not Detected
alpha-Chlorotoluene	20	Not Detected	100	Not Detected
1,2-Dichlorobenzene	5.0	1.1 J	30	6.8 J
1,2,4-Trichlorobenzene	20	6.1 J	150	45 J
Hexachlorobutadiene	20	Not Detected	210	Not Detected
Butane	20	Not Detected	48	Not Detected
Isopentane	20	Not Detected	59	Not Detected

J = Estimated value.

Container Type: NA - Not Applicable

Surrogates	%Recovery	Method Limits
1,2-Dichloroethane-d4	124	70-130
Toluene-d8	104	70-130
4-Bromofluorobenzene	91	70-130

Air Toxics LTD.
Laboratory Services Since 1989

Client Sample ID: CCV

Lab ID#: 1201497A-18A

EPA METHOD TO-15 GC/MS FULL SCAN

File Name:	o013102	Date of Collection: NA	
Dil. Factor:	1.00	Date of Analysis: 1/31/12 08:20 AM	

Compound	%Recovery
Freon 12	117
Freon 114	106
Chloromethane	106
Vinyl Chloride	106
1,3-Butadiene	113
Bromomethane	85
Chloroethane	103
Freon 11	111
Ethanol	108
Freon 113	101
1,1-Dichloroethene	100
Acetone	101
2-Propanol	110
Carbon Disulfide	96
3-Chloropropene	96
Methylene Chloride	112
Methyl tert-butyl ether	103
trans-1,2-Dichloroethene	99
Hexane	102
1,1-Dichloroethane	103
2-Butanone (Methyl Ethyl Ketone)	95
cis-1,2-Dichloroethene	91
Tetrahydrofuran	106
Chloroform	103
1,1,1-Trichloroethane	110
Cyclohexane	95
Carbon Tetrachloride	115
2,2,4-Trimethylpentane	97
Benzene	100
1,2-Dichloroethane	118
Heptane	100
Trichloroethene	102
1,2-Dichloropropane	104
1,4-Dioxane	99
Bromodichloromethane	109
cis-1,3-Dichloropropene	103
4-Methyl-2-pentanone	104
Toluene	97
trans-1,3-Dichloropropene	102
1,1,2-Trichloroethane	97
Tetrachloroethene	90

Air Toxics LTD.
Laboratory Services Since 1989

Client Sample ID: CCV

Lab ID#: 1201497A-18A

EPA METHOD TO-15 GC/MS FULL SCAN

File Name:	o013102	**Date of Collection: NA**	
Dil. Factor:	1.00	**Date of Analysis: 1/31/12 08:20 AM**	

Compound	%Recovery
2-Hexanone	102
Dibromochloromethane	101
1,2-Dibromoethane (EDB)	99
Chlorobenzene	88
Ethyl Benzene	95
m,p-Xylene	94
o-Xylene	95
Styrene	97
Bromoform	96
Cumene	97
1,1,2,2-Tetrachloroethane	92
Propylbenzene	97
4-Ethyltoluene	92
1,3,5-Trimethylbenzene	93
1,2,4-Trimethylbenzene	93
1,3-Dichlorobenzene	92
1,4-Dichlorobenzene	90
alpha-Chlorotoluene	98
1,2-Dichlorobenzene	91
1,2,4-Trichlorobenzene	87
Hexachlorobutadiene	91
Butane	111
Isopentane	111

Container Type: NA - Not Applicable

Surrogates	%Recovery	Method Limits
Toluene-d8	102	70-130
1,2-Dichloroethane-d4	112	70-130
4-Bromofluorobenzene	102	70-130

Air Toxics LTD.
Laboratory Services Since 1989

Client Sample ID: CCV
Lab ID#: 1201497A-18B
EPA METHOD TO-15 GC/MS

File Name:	14013102	Date of Collection: NA	
Dil. Factor:	1.00	Date of Analysis: 1/31/12 04:19 PM	

Compound	%Recovery
Freon 12	118
Freon 114	98
Chloromethane	112
Vinyl Chloride	112
1,3-Butadiene	119
Bromomethane	107
Chloroethane	106
Freon 11	111
Ethanol	113
Freon 113	95
1,1-Dichloroethene	118
Acetone	116
2-Propanol	104
Carbon Disulfide	96
3-Chloropropene	90
Methylene Chloride	120
Methyl tert-butyl ether	102
trans-1,2-Dichloroethene	99
Hexane	110
1,1-Dichloroethane	110
2-Butanone (Methyl Ethyl Ketone)	102
cis-1,2-Dichloroethene	112
Tetrahydrofuran	120
Chloroform	109
1,1,1-Trichloroethane	108
Cyclohexane	102
Carbon Tetrachloride	113
2,2,4-Trimethylpentane	119
Benzene	107
1,2-Dichloroethane	125
Heptane	107
Trichloroethene	101
1,2-Dichloropropane	103
1,4-Dioxane	90
Bromodichloromethane	108
cis-1,3-Dichloropropene	96
4-Methyl-2-pentanone	103
Toluene	103
trans-1,3-Dichloropropene	106
1,1,2-Trichloroethane	105
Tetrachloroethene	94

Air Toxics LTD.
Laboratory Services Since 1989

Client Sample ID: CCV
Lab ID#: 1201497A-18B
EPA METHOD TO-15 GC/MS

File Name:	14013102	Date of Collection: NA	
Dil. Factor:	1.00	Date of Analysis: 1/31/12 04:19 PM	

Compound	%Recovery
2-Hexanone	95
Dibromochloromethane	101
1,2-Dibromoethane (EDB)	101
Chlorobenzene	98
Ethyl Benzene	99
m,p-Xylene	99
o-Xylene	100
Styrene	97
Bromoform	97
Cumene	105
1,1,2,2-Tetrachloroethane	111
Propylbenzene	106
4-Ethyltoluene	99
1,3,5-Trimethylbenzene	114
1,2,4-Trimethylbenzene	91
1,3-Dichlorobenzene	104
1,4-Dichlorobenzene	109
alpha-Chlorotoluene	106
1,2-Dichlorobenzene	112
1,2,4-Trichlorobenzene	86
Hexachlorobutadiene	98
Butane	107
Isopentane	118

Container Type: NA - Not Applicable

Surrogates	%Recovery	Method Limits
1,2-Dichloroethane-d4	129	70-130
Toluene-d8	102	70-130
4-Bromofluorobenzene	95	70-130

Air Toxics LTD.
Laboratory Services Since 1989

Client Sample ID: LCS

Lab ID#: 1201497A-19A

EPA METHOD TO-15 GC/MS FULL SCAN

File Name:	o013103	Date of Collection: NA	
Dil. Factor:	1.00	Date of Analysis: 1/31/12 08:59 AM	

Compound	%Recovery
Freon 12	118
Freon 114	108
Chloromethane	104
Vinyl Chloride	111
1,3-Butadiene	115
Bromomethane	90
Chloroethane	102
Freon 11	112
Ethanol	101
Freon 113	102
1,1-Dichloroethene	105
Acetone	101
2-Propanol	110
Carbon Disulfide	119
3-Chloropropene	118
Methylene Chloride	110
Methyl tert-butyl ether	103
trans-1,2-Dichloroethene	111
Hexane	100
1,1-Dichloroethane	102
2-Butanone (Methyl Ethyl Ketone)	94
cis-1,2-Dichloroethene	91
Tetrahydrofuran	102
Chloroform	105
1,1,1-Trichloroethane	110
Cyclohexane	97
Carbon Tetrachloride	124
2,2,4-Trimethylpentane	94
Benzene	95
1,2-Dichloroethane	109
Heptane	91
Trichloroethene	99
1,2-Dichloropropane	99
1,4-Dioxane	93
Bromodichloromethane	105
cis-1,3-Dichloropropene	99
4-Methyl-2-pentanone	98
Toluene	91
trans-1,3-Dichloropropene	98
1,1,2-Trichloroethane	92
Tetrachloroethene	87

Air Toxics LTD.
Laboratory Services Since 1989

Client Sample ID: LCS

Lab ID#: 1201497A-19A

EPA METHOD TO-15 GC/MS FULL SCAN

File Name:	**o013103**	**Date of Collection: NA**	
Dil. Factor:	**1.00**	**Date of Analysis: 1/31/12 08:59 AM**	

Compound	**%Recovery**
2-Hexanone	96
Dibromochloromethane	95
1,2-Dibromoethane (EDB)	96
Chlorobenzene	85
Ethyl Benzene	90
m,p-Xylene	93
o-Xylene	91
Styrene	94
Bromoform	91
Cumene	94
1,1,2,2-Tetrachloroethane	92
Propylbenzene	94
4-Ethyltoluene	85
1,3,5-Trimethylbenzene	89
1,2,4-Trimethylbenzene	88
1,3-Dichlorobenzene	89
1,4-Dichlorobenzene	87
alpha-Chlorotoluene	94
1,2-Dichlorobenzene	88
1,2,4-Trichlorobenzene	85
Hexachlorobutadiene	88
Butane	111
Isopentane	108

Container Type: NA - Not Applicable

Surrogates	**%Recovery**	**Method Limits**
Toluene-d8	101	70-130
1,2-Dichloroethane-d4	113	70-130
4-Bromofluorobenzene	102	70-130

Air Toxics LTD.
Laboratory Services Since 1989

Client Sample ID: LCSD

Lab ID#: 1201497A-19AA

EPA METHOD TO-15 GC/MS FULL SCAN

File Name:	o013104	Date of Collection: NA	
Dil. Factor:	1.00	Date of Analysis: 1/31/12 09:19 AM	

Compound	%Recovery
Freon 12	114
Freon 114	104
Chloromethane	105
Vinyl Chloride	106
1,3-Butadiene	110
Bromomethane	88
Chloroethane	101
Freon 11	108
Ethanol	95
Freon 113	102
1,1-Dichloroethene	105
Acetone	102
2-Propanol	107
Carbon Disulfide	115
3-Chloropropene	98
Methylene Chloride	106
Methyl tert-butyl ether	102
trans-1,2-Dichloroethene	108
Hexane	97
1,1-Dichloroethane	101
2-Butanone (Methyl Ethyl Ketone)	94
cis-1,2-Dichloroethene	90
Tetrahydrofuran	98
Chloroform	103
1,1,1-Trichloroethane	109
Cyclohexane	93
Carbon Tetrachloride	122
2,2,4-Trimethylpentane	92
Benzene	95
1,2-Dichloroethane	107
Heptane	90
Trichloroethene	98
1,2-Dichloropropane	97
1,4-Dioxane	93
Bromodichloromethane	104
cis-1,3-Dichloropropene	99
4-Methyl-2-pentanone	97
Toluene	93
trans-1,3-Dichloropropene	100
1,1,2-Trichloroethane	94
Tetrachloroethene	88

Air Toxics LTD.
Laboratory Services Since 1989

Client Sample ID: LCSD

Lab ID#: 1201497A-19AA

EPA METHOD TO-15 GC/MS FULL SCAN

File Name:	o013104	Date of Collection: NA	
Dil. Factor:	1.00	Date of Analysis: 1/31/12 09:19 AM	

Compound	%Recovery
2-Hexanone	97
Dibromochloromethane	97
1,2-Dibromoethane (EDB)	98
Chlorobenzene	88
Ethyl Benzene	93
m,p-Xylene	95
o-Xylene	95
Styrene	97
Bromoform	92
Cumene	96
1,1,2,2-Tetrachloroethane	94
Propylbenzene	97
4-Ethyltoluene	87
1,3,5-Trimethylbenzene	92
1,2,4-Trimethylbenzene	92
1,3-Dichlorobenzene	92
1,4-Dichlorobenzene	90
alpha-Chlorotoluene	97
1,2-Dichlorobenzene	91
1,2,4-Trichlorobenzene	90
Hexachlorobutadiene	93
Butane	100
Isopentane	105

Container Type: NA - Not Applicable

Surrogates	%Recovery	Method Limits
Toluene-d8	101	70-130
1,2-Dichloroethane-d4	112	70-130
4-Bromofluorobenzene	101	70-130

Air Toxics LTD.
Laboratory Services Since 1989

Client Sample ID: LCS
Lab ID#: 1201497A-19B
EPA METHOD TO-15 GC/MS

File Name:	14013103	Date of Collection: NA	
Dil. Factor:	1.00	Date of Analysis: 1/31/12 04:44 PM	

Compound	%Recovery
Freon 12	108
Freon 114	87
Chloromethane	102
Vinyl Chloride	102
1,3-Butadiene	104
Bromomethane	94
Chloroethane	97
Freon 11	102
Ethanol	103
Freon 113	85
1,1-Dichloroethene	112
Acetone	98
2-Propanol	100
Carbon Disulfide	107
3-Chloropropene	94
Methylene Chloride	108
Methyl tert-butyl ether	91
trans-1,2-Dichloroethene	101
Hexane	99
1,1-Dichloroethane	99
2-Butanone (Methyl Ethyl Ketone)	93
cis-1,2-Dichloroethene	105
Tetrahydrofuran	106
Chloroform	104
1,1,1-Trichloroethane	100
Cyclohexane	92
Carbon Tetrachloride	101
2,2,4-Trimethylpentane	104
Benzene	98
1,2-Dichloroethane	112
Heptane	95
Trichloroethene	93
1,2-Dichloropropane	96
1,4-Dioxane	83
Bromodichloromethane	100
cis-1,3-Dichloropropene	89
4-Methyl-2-pentanone	91
Toluene	93
trans-1,3-Dichloropropene	100
1,1,2-Trichloroethane	99
Tetrachloroethene	89

Air Toxics LTD.
Laboratory Services Since 1989

Client Sample ID: LCS
Lab ID#: 1201497A-19B
EPA METHOD TO-15 GC/MS

File Name:	14013103	Date of Collection: NA	
Dil. Factor:	1.00	Date of Analysis: 1/31/12 04:44 PM	

Compound	%Recovery
2-Hexanone	91
Dibromochloromethane	94
1,2-Dibromoethane (EDB)	95
Chlorobenzene	93
Ethyl Benzene	94
m,p-Xylene	91
o-Xylene	93
Styrene	98
Bromoform	88
Cumene	99
1,1,2,2-Tetrachloroethane	110
Propylbenzene	103
4-Ethyltoluene	91
1,3,5-Trimethylbenzene	111
1,2,4-Trimethylbenzene	86
1,3-Dichlorobenzene	102
1,4-Dichlorobenzene	106
alpha-Chlorotoluene	109
1,2-Dichlorobenzene	111
1,2,4-Trichlorobenzene	103
Hexachlorobutadiene	110
Butane	92
Isopentane	107

Container Type: NA - Not Applicable

Surrogates	%Recovery	Method Limits
1,2-Dichloroethane-d4	127	70-130
Toluene-d8	102	70-130
4-Bromofluorobenzene	98	70-130

Air Toxics LTD.
Laboratory Services Since 1989

Client Sample ID: LCSD
Lab ID#: 1201497A-19BB
EPA METHOD TO-15 GC/MS

File Name:	**14013104**	**Date of Collection: NA**
Dil. Factor:	**1.00**	**Date of Analysis: 1/31/12 05:02 PM**

Compound	%Recovery
Freon 12	107
Freon 114	88
Chloromethane	103
Vinyl Chloride	102
1,3-Butadiene	106
Bromomethane	94
Chloroethane	97
Freon 11	101
Ethanol	103
Freon 113	91
1,1-Dichloroethene	114
Acetone	98
2-Propanol	101
Carbon Disulfide	110
3-Chloropropene	96
Methylene Chloride	107
Methyl tert-butyl ether	93
trans-1,2-Dichloroethene	100
Hexane	99
1,1-Dichloroethane	98
2-Butanone (Methyl Ethyl Ketone)	91
cis-1,2-Dichloroethene	102
Tetrahydrofuran	108
Chloroform	100
1,1,1-Trichloroethane	102
Cyclohexane	91
Carbon Tetrachloride	99
2,2,4-Trimethylpentane	98
Benzene	92
1,2-Dichloroethane	106
Heptane	90
Trichloroethene	96
1,2-Dichloropropane	101
1,4-Dioxane	85
Bromodichloromethane	104
cis-1,3-Dichloropropene	92
4-Methyl-2-pentanone	93
Toluene	93
trans-1,3-Dichloropropene	97
1,1,2-Trichloroethane	94
Tetrachloroethene	86

Air Toxics LTD.
Laboratory Services Since 1989

Client Sample ID: LCSD
Lab ID#: 1201497A-19BB
EPA METHOD TO-15 GC/MS

File Name:	14013104	Date of Collection: NA	
Dil. Factor:	1.00	Date of Analysis: 1/31/12 05:02 PM	

Compound	%Recovery
2-Hexanone	91
Dibromochloromethane	94
1,2-Dibromoethane (EDB)	94
Chlorobenzene	92
Ethyl Benzene	93
m,p-Xylene	93
o-Xylene	93
Styrene	96
Bromoform	89
Cumene	99
1,1,2,2-Tetrachloroethane	108
Propylbenzene	103
4-Ethyltoluene	91
1,3,5-Trimethylbenzene	111
1,2,4-Trimethylbenzene	89
1,3-Dichlorobenzene	105
1,4-Dichlorobenzene	104
alpha-Chlorotoluene	110
1,2-Dichlorobenzene	111
1,2,4-Trichlorobenzene	104
Hexachlorobutadiene	111
Butane	94
Isopentane	107

Container Type: NA - Not Applicable

Surrogates	%Recovery	Method Limits
1,2-Dichloroethane-d4	124	70-130
Toluene-d8	106	70-130
4-Bromofluorobenzene	96	70-130

1201497

Shell Oil Products Chain Of Custody Record

URS

Air Toxics LTD.
Project Name: Roxana Soil Vapor
Project # 21562735.00011
Lab Vendor #

Please Check Appropriate Box: ☑ ENV. SERVICES ☐ MOTIVA RETAIL ☐ SHELL RETAIL ☐ MOTIVA SD&CM ☐ CONSULTANT ☐ LUBES ☐ SHELL PIPELINE ☐ OTHER

Print Bill To Contact Name: Dave Palmer

PO #

INCIDENT # (ENV.SERVICES): 9 7 2 1 6 6 4 0 ☐ CHECK IF NO INCIDENT # APPLIES

SAP #: 3 4 0 0 6 1

DATE 27-Jan-12

PAGE 1 of 2

SAMPLING COMPANY: URS CORPORATION

LOG CODE:

SITE ADDRESS Street and City: 900 SOUTH CENTRAL AVE – ROXANA

State: IL

GLOBAL ID NO.:

ADDRESS: 1001 HIGHLANDS PLAZA DRIVE WEST - SUITE 300, ST. LOUIS, MO 63110

EDF DELIVERABLE TO (Name, Company, Office Location): Elizabeth Kunkel, URS, St. Louis

PHONE NO: 314-743-4179

E-MAIL: elizabeth_kunkel@urs.com

CONSULTANT PROJECT NAME: Roxana Soil Vapor

Laboratory Address: Air Toxics, LTD 180 Blue Ravine Road, Suite B, Folsom, CA 95630-4719

TELEPHONE: 314-429-0100

FAX: 314-429-0462

Bill To Contact E-MAIL: dave.palmer@urs.com

SAMPLER (NAME(S) PRINT): M. Miller, S. Voss, L. Rathbone, D. Mattingly, C. Williams, C. Smith, C. Kreitler

TURNAROUND TIME (CALENDAR DAYS): ☑ STANDARD (14 DAY) ☐ 5 DAYS ☐ 3 DAYS ☐ 2 DAYS ☐ 24 HOURS ☐ RESULTS NEEDED ON WEEKEND

☐ LA - RWQCB REPORT FORMAT ☑ UST AGENCY:

DELIVERABLES: ☐ LEVEL 1 ☐ LEVEL 2 ☐ LEVEL 3 ☑ LEVEL 4 ☐ OTHER (SPECIFY)

☑ SHELL CONTRACT RATE APPLIES
☐ STATE REIMBURSEMENT RATE APPLIES
☐ EDD NOT NEEDED
☑ RECEIPT VERIFICATION REQUESTED

REQUESTED ANALYSIS

Turn Around Time: ☑ Normal ☐ Rush ☐ Specify

Lab Use Only: Pressurized by: Date: Pressurization Gas: N_2 He

LAB USE ONLY	Field Sample Identification	SAMPLING DATE	SAMPLING TIME	Canister Number	Canister Pressure/Vacuum Initial	Final	Receipt	Final (psi)	Modified TO-15 + Butane & Isopentane	ASTM D-1946 + Helium	ASTM D-1946		Sample PID (ppm)
01	VMP-2-5-012512	01/25/12	1433 - 1509	3130	-29.5	-6			X	X			84.3
02	VMP-2-8.5-012612	01/26/12	0828 - 0910	2700	-30	-6.5			X	X			136.5
03	VMP-2-8.5-012612-DUP	01/26/12	0828 - 0910	3690	-29.5	-6.5			X	X			136.5
04	VMP-2-22-012612	01/26/12	0933 - 1008	93	-29	-5.5			X	X			118.7
05	VMP-9-5-012612	01/26/12	1034 - 1106	520	-29.5	-4.5			X	X			0.5
06	VMP-9-11.5-012612	01/26/12	1308 - 1344	20385	-29	-5.5			X	X			0.6
07	VMP-9-25.5-012612	01/26/12	1405 - 1440	3793	-29.5	-6			X	X			62.3
08	VMP-9-38.5-012612	01/26/12	1503 - 1535	5826	-28.5	-7.5			X	X			202.1
09	VMP-14-11.5-012612	01/26/12	1416 - 1449	3053	-30	-9			X	X			No PID - Water in 2nd bag
10	VMP-14-20-012612	01/26/12	1523 - 1550	2625 ~~2626~~ MCC	-30	-8.5			X	X			1004

ADDITIONAL NOTES:
- 14 day hold time
- Report results between MDL and RL
- Level IV ECVP

Relinquished by (Signature)	Received by (Signature)	Date	Time
[signature]	FEDEX	1/27/12	1800
	B Whittaker ATC 1/30/12 0745		

CUSTODY SEAL INTACT? Y N NONE N/A

Fedex

12 0 1 4 0 7

Shell Oil Products Chain Of Custody Record

URS

Air Toxics LTD.
Project Name: Roxana Soil Vapor
Project # 21562735.00011

Lab Vendor #

Please Check Appropriate Box:
- [x] ENV. SERVICES
- [ ] MOTIVA RETAIL
- [ ] SHELL RETAIL
- [ ] MOTIVA SD&CM
- [ ] CONSULTANT
- [ ] LUBES
- [ ] SHELL PIPELINE
- [ ] OTHER

Print Bill To Contact Name: Dave Palmer

PO #

INCIDENT # (ENV SERVICES): 8 7 2 1 6 6 4 0

SAP #: 3 4 0 0 6 1

[ ] CHECK IF NO INCIDENT # APPLIES

DATE: 27-Jan-12

PAGE: 2 of 2

SAMPLING COMPANY: URS CORPORATION

LOG CODE:

SITE ADDRESS: Street and City: 900 SOUTH CENTRAL AVE -- ROXANA

State: IL

GLOBAL ID NO:

ADDRESS: 1001 HIGHLANDS PLAZA DRIVE WEST - SUITE 300; ST. LOUIS, MO 63110

EDF DELIVERABLE TO (Name, Company, Office Location): Elizabeth Kunkel, URS, St. Louis

PHONE NO: 314-743-4179

E-MAIL: elizabeth.kunkel@urs.com

CONSULTANT PROJECT NUMBER: Roxana Soil Vapor

Laboratory Address: Air Toxics, LTD 180 Blue Ravine Road, Suite B, Folsom, CA 95630-4719

TELEPHONE: 314-429-0100

FAX: 314-429-0462

EDF to Contact E-MAIL: dave.palmer@urs.com

SAMPLER NAMES: (PRINT): M. Miller, S. Voss, L. Rethmow, D. Mattingly, C. Williams, C. Smith, C. Kreiter

TURNAROUND TIME (CALENDAR DAYS):
- [x] STANDARD (14 DAY)
- [ ] 5 DAYS
- [ ] 3 DAYS
- [ ] 2 DAYS
- [ ] 24 HOURS
- [ ] RESULTS NEEDED ON WEEKEND

REQUESTED ANALYSIS

- [ ] LA - RWQCB REPORT FORMAT
- [x] UST AGENCY:

DELIVERABLES:
- [ ] LEVEL 1
- [ ] LEVEL 2
- [ ] LEVEL 3
- [x] LEVEL 4
- [ ] OTHER (SPECIFY)

- [x] SHELL CONTRACT RATE APPLIES
- [ ] STATE REIMBURSEMENT RATE APPLIES
- [ ] EDD NOT NEEDED
- [x] RECEIPT VERIFICATION REQUESTED

Turn Around Time:
- [x] Normal
- [ ] Rush
- Specify

Lab Use Only
Pressurized by:
Date:
Pressurization Gas: N_2 He

Lab Use Only	Field Sample Identification	Sampling Date	Sampling Time	Canister Number	Canister Pressure/Vacuum Initial	Final	Receipt	Final (psi)	Modified TO-15 + Butane & Isopentane	ASTM D-1946 + Helium	ASTM D-1946		Sample PID (ppm)
	VMP-14-29-012612	01/26/12	1249 - 1300	1118	-30	-7			X	X			935
	VMP-3-5-012712	01/27/12	1031 - 1103	2653	-29.5	-8			X	X			38.6
	VMP-3-31.5-012712	01/27/12	1116 - 1156	3738	-28.5	-7			X	X			128.8
	VMP-13-21.5-012712	01/27/12	0918 - 1006	1947	-28.5	-7.5			X	X			217.8
	VMP-3-10-012712	01/27/12	1453 - 1527	2643	-29.5	-7			X	X			17.4
	VMP-13-5-012712	01/27/12	1412 - 1527	2162	-28	-4.5			X	X			0.8

ADDITIONAL NOTES:
- 14 day hold time
- Report results between MDL and RL
- Level IV ECVP

Relinquished by (Signature)	Received by (Signature)	Date	Time
	FEDEX	1/27/12	1800
Relinquished by (Signature)	Received by (Signature): B. Shuttleworth 1/30/12 0745	Date	Time
Relinquished by (Signature)	Received by (Signature)	Date	Time

05/06 Revision

CUSTODY SEAL ACT? Y N NONE PRESENT N/A

Fedex

Air Toxics LTD.
Laboratory Services Since 1989

2/10/2012
Ms. Elizabeth Kunkel
URS Corporation
1001 Highlands Plaza Dr. West
Suite 300
St. Louis MO 63110

Project Name: Roxana Soil Vapor
Project #: 21562735.00011
Workorder #: 1201497B

Dear Ms. Elizabeth Kunkel

The following report includes the data for the above referenced project for sample(s) received on 1/30/2012 at Air Toxics Ltd.

The data and associated QC analyzed by Modified ASTM D-1946 are compliant with the project requirements or laboratory criteria with the exception of the deviations noted in the attached case narrative.

Thank you for choosing Air Toxics Ltd. for your air analysis needs. Air Toxics Ltd. is committed to providing accurate data of the highest quality. Please feel free to contact the Project Manager: Kelly Buettner at 916-985-1000 if you have any questions regarding the data in this report.

Regards,

Kelly Buettner

Kelly Buettner
Project Manager

180 BLUE RAVINE ROAD, SUITE B FOLSOM, CA - 95630
(916) 985-1000 .FAX (916) 985-1020
Hours 6:30 A.M to 5:30 PST

Air Toxics LTD.
Laboratory Services Since 1989

WORK ORDER #: 1201497B

Work Order Summary

CLIENT:	Ms. Elizabeth Kunkel URS Corporation 1001 Highlands Plaza Dr. West Suite 300 St. Louis, MO 63110	**BILL TO:**	Accounts Payable Austin URS Corporation P.O. BOX 203970 Austin, TX 78720-1088
PHONE:	314-743-4179	**P.O. #**	21562593.00009
FAX:		**PROJECT #**	21562735.00011 Roxana Soil Vapor
DATE RECEIVED:	01/30/2012	**CONTACT:**	Kelly Buettner
DATE COMPLETED:	02/10/2012		

FRACTION #	NAME	TEST	RECEIPT VAC./PRES.	FINAL PRESSURE
01A	VMP-2-5-012512	Modified ASTM D-1946	4.0 "Hg	5 psi
02A	VMP-2-8.5-012612	Modified ASTM D-1946	5.0 "Hg	5 psi
03A	VMP-2-8.5-012612-DUP	Modified ASTM D-1946	5.0 "Hg	5 psi
04A	VMP-2-22-012612	Modified ASTM D-1946	4.0 "Hg	5 psi
05A	VMP-9-5-012612	Modified ASTM D-1946	3.0 "Hg	5 psi
06A	VMP-9-11.5-012612	Modified ASTM D-1946	4.0 "Hg	5 psi
07A	VMP-9-25.5-012612	Modified ASTM D-1946	5.0 "Hg	5 psi
08A	VMP-9-38.5-012612	Modified ASTM D-1946	6.0 "Hg	5 psi
09A	VMP-14-11.5-012612	Modified ASTM D-1946	7.2 "Hg	5 psi
10A	VMP-14-20-012612	Modified ASTM D-1946	7.0 "Hg	5 psi
11A	VMP-14-29-012612	Modified ASTM D-1946	5.4 "Hg	5 psi
12A	VMP-3-5-012712	Modified ASTM D-1946	7.0 "Hg	5 psi
13A	VMP-3-31.5-012712	Modified ASTM D-1946	5.8 "Hg	5 psi
14A	VMP-13-21.5-012712	Modified ASTM D-1946	5.0 "Hg	5 psi
15A	VMP-3-10-012712	Modified ASTM D-1946	6.0 "Hg	5 psi
16A	VMP-13-5-012712	Modified ASTM D-1946	4.0 "Hg	5 psi
17A	Lab Blank	Modified ASTM D-1946	NA	NA

Continued on next page

Air Toxics LTD.
Laboratory Services Since 1989

WORK ORDER #: 1201497B

Work Order Summary

CLIENT:	Ms. Elizabeth Kunkel URS Corporation 1001 Highlands Plaza Dr. West Suite 300 St. Louis, MO 63110	**BILL TO:**	Accounts Payable Austin URS Corporation P.O. BOX 203970 Austin, TX 78720-1088
PHONE:	314-743-4179	**P.O. #**	21562593.00009
FAX:		**PROJECT #**	21562735.00011 Roxana Soil Vapor
DATE RECEIVED:	01/30/2012	**CONTACT:**	Kelly Buettner
DATE COMPLETED:	02/10/2012		

FRACTION #	NAME	TEST	RECEIPT VAC./PRES.	FINAL PRESSURE
17B	Lab Blank	Modified ASTM D-1946	NA	NA
18A	LCS	Modified ASTM D-1946	NA	NA
18AA	LCSD	Modified ASTM D-1946	NA	NA

CERTIFIED BY: Linda S. Freeman DATE: 02/10/12

Laboratory Director

Certfication numbers: AZ Licensure AZ0719, CA NELAP - 02110CA, LA NELAP - 02089, NY NELAP - 11291, TX NELAP - T104704434-11-3, UT NELAP -CA009332011-1, WA NELAP - C935
Name of Accrediting Agency: NELAP/Florida Department of Health, Scope of Application: Clean Air Act, Accreditation number: E87680, Effective date: 07/01/11 , Expiration date: 06/30/12.
Air Toxics Ltd. certifies that the test results contained in this report meet all requirements of the NELAC standards

This report shall not be reproduced, except in full, without the written approval of Air Toxics Ltd.

180 BLUE RAVINE ROAD, SUITE B FOLSOM, CA - 95630
(916) 985-1000 . (800) 985-5955 . FAX (916) 985-1020

LABORATORY NARRATIVE
Modified ASTM D-1946
URS Corporation
Workorder# 1201497B

Sixteen 1 Liter Summa Canister samples were received on January 30, 2012. The laboratory performed analysis via Modified ASTM Method D-1946 for Methane and fixed gases in air using GC/FID or GC/TCD. The method involves direct injection of 1.0 mL of sample.

On the analytical column employed for this analysis, Oxygen coelutes with Argon. The corresponding peak is quantitated as Oxygen.

Since Nitrogen is used to pressurize samples, the reported Nitrogen values are calculated by adding all the sample components and subtracting from 100%.

Method modifications taken to run these samples are summarized in the table below. Specific project requirements may over-ride the ATL modifications.

Requirement	*ASTM D-1946*	*ATL Modifications*
Calibration	A single point calibration is performed using a reference standard closely matching the composition of the unknown.	A 3-point calibration curve is performed. Quantitation is based on a daily calibration standard which may or may not resemble the composition of the associated samples.
Reference Standard	The composition of any reference standard must be known to within 0.01 mol % for any component.	The standards used by ATL are blended to a >/= 95% accuracy.
Sample Injection Volume	Components whose concentrations are in excess of 5 % should not be analyzed by using sample volumes greater than 0.5 mL.	The sample container is connected directly to a fixed volume sample loop of 1.0 mL on the GC. Linear range is defined by the calibration curve. Bags are loaded by vacuum.
Normalization	Normalize the mole percent values by multiplying each value by 100 and dividing by the sum of the original values. The sum of the original values should not differ from 100% by more than 1.0%.	Results are not normalized. The sum of the reported values can differ from 100% by as much as 15%, either due to analytical variability or an unusual sample matrix.
Precision	Precision requirements established at each concentration level.	Duplicates should agree within 25% RPD for detections > 5 X's the RL.

Receiving Notes

There were no receiving discrepancies.

Analytical Notes

As per project specific client request the laboratory has reported estimated values for target compound hits that are below the Reporting Limit but greater than the Method Detection Limit.

Definition of Data Qualifying Flags

Seven qualifiers may have been used on the data analysis sheets and indicate as follows:
B - Compound present in laboratory blank greater than reporting limit.
J - Estimated value.
E - Exceeds instrument calibration range.
S - Saturated peak.
Q - Exceeds quality control limits.
U - Compound analyzed for but not detected above the detection limit.
M - Reported value may be biased due to apparent matrix interferences.
File extensions may have been used on the data analysis sheets and indicates as follows:
a-File was requantified
b-File was quantified by a second column and detector
r1-File was requantified for the purpose of reissue

Air Toxics LTD.
Laboratory Services Since 1989

Summary of Detected Compounds
NATURAL GAS ANALYSIS BY MODIFIED ASTM D-1946

Client Sample ID: VMP-2-5-012512

Lab ID#: 1201497B-01A

Compound	Rpt. Limit (%)	Amount (%)
Oxygen	0.16	3.0
Nitrogen	0.16	84
Methane	0.00016	0.62
Carbon Dioxide	0.016	12

Client Sample ID: VMP-2-8.5-012612

Lab ID#: 1201497B-02A

Compound	Rpt. Limit (%)	Amount (%)
Oxygen	0.16	1.5 J
Nitrogen	0.16	85
Methane	0.00016	1.3
Carbon Dioxide	0.016	12
Ethane	0.0016	0.00037 J

Client Sample ID: VMP-2-8.5-012612-DUP

Lab ID#: 1201497B-03A

Compound	Rpt. Limit (%)	Amount (%)
Oxygen	0.16	2.5 J
Nitrogen	0.16	84
Methane	0.00016	1.2
Carbon Dioxide	0.016	12
Ethane	0.0016	0.00034 J

Client Sample ID: VMP-2-22-012612

Lab ID#: 1201497B-04A

Compound	Rpt. Limit (%)	Amount (%)
Oxygen	0.16	2.0
Nitrogen	0.16	83

Air Toxics LTD.
Laboratory Services Since 1989

Summary of Detected Compounds
NATURAL GAS ANALYSIS BY MODIFIED ASTM D-1946

Client Sample ID: VMP-2-22-012612

Lab ID#: 1201497B-04A

Methane	0.00016	3.1
Carbon Dioxide	0.016	12
Ethane	0.0016	0.00073 J
Helium	0.078	0.033 J

Client Sample ID: VMP-9-5-012612

Lab ID#: 1201497B-05A

Compound	Rpt. Limit (%)	Amount (%)
Oxygen	0.15	6.0
Nitrogen	0.15	82
Methane	0.00015	0.00017
Carbon Dioxide	0.015	12

Client Sample ID: VMP-9-11.5-012612

Lab ID#: 1201497B-06A

Compound	Rpt. Limit (%)	Amount (%)
Oxygen	0.16	2.8
Nitrogen	0.16	83
Methane	0.00016	0.000030 J
Carbon Dioxide	0.016	14
Helium	0.078	0.048 J

Client Sample ID: VMP-9-25.5-012612

Lab ID#: 1201497B-07A

Compound	Rpt. Limit (%)	Amount (%)
Oxygen	0.16	1.5
Nitrogen	0.16	83
Methane	0.00016	0.43
Carbon Dioxide	0.016	15

Air Toxics LTD.
Laboratory Services Since 1989

Summary of Detected Compounds
NATURAL GAS ANALYSIS BY MODIFIED ASTM D-1946

Client Sample ID: VMP-9-38.5-012612

Lab ID#: 1201497B-08A

Compound	Rpt. Limit (%)	Amount (%)
Oxygen	0.17	1.7
Nitrogen	0.17	83
Methane	0.00017	0.47
Carbon Dioxide	0.017	15

Client Sample ID: VMP-14-11.5-012612

Lab ID#: 1201497B-09A

Compound	Rpt. Limit (%)	Amount (%)
Oxygen	0.18	3.3
Nitrogen	0.18	88
Methane	0.00018	4.5
Carbon Dioxide	0.018	4.2
Ethane	0.0018	0.00082 J

Client Sample ID: VMP-14-20-012612

Lab ID#: 1201497B-10A

Compound	Rpt. Limit (%)	Amount (%)
Oxygen	0.18	1.4
Nitrogen	0.18	68
Methane	0.00018	12
Carbon Dioxide	0.018	17
Ethane	0.0018	0.0037

Client Sample ID: VMP-14-29-012612

Lab ID#: 1201497B-11A

Compound	Rpt. Limit (%)	Amount (%)
Oxygen	0.16	1.3
Nitrogen	0.16	68

Air Toxics LTD.
Laboratory Services Since 1989

Summary of Detected Compounds
NATURAL GAS ANALYSIS BY MODIFIED ASTM D-1946

Client Sample ID: VMP-14-29-012612

Lab ID#: 1201497B-11A

Methane	0.00016	12
Carbon Dioxide	0.016	17
Ethane	0.0016	0.0039

Client Sample ID: VMP-3-5-012712

Lab ID#: 1201497B-12A

Compound	Rpt. Limit (%)	Amount (%)
Oxygen	0.18	14
Nitrogen	0.18	84
Methane	0.00018	0.000052 J
Carbon Dioxide	0.018	1.9

Client Sample ID: VMP-3-31.5-012712

Lab ID#: 1201497B-13A

Compound	Rpt. Limit (%)	Amount (%)
Oxygen	0.17	6.8
Nitrogen	0.17	74
Methane	0.00017	11
Carbon Dioxide	0.017	5.9
Ethane	0.0017	0.0026

Client Sample ID: VMP-13-21.5-012712

Lab ID#: 1201497B-14A

Compound	Rpt. Limit (%)	Amount (%)
Oxygen	0.16	2.8
Nitrogen	0.16	85
Methane	0.00016	0.50
Carbon Dioxide	0.016	12
Ethane	0.0016	0.00012 J

Air Toxics LTD.
Laboratory Services Since 1989

Summary of Detected Compounds
NATURAL GAS ANALYSIS BY MODIFIED ASTM D-1946

Client Sample ID: VMP-3-10-012712

Lab ID#: 1201497B-15A

Compound	Rpt. Limit (%)	Amount (%)
Oxygen	0.17	17
Nitrogen	0.17	81
Methane	0.00017	0.0028
Carbon Dioxide	0.017	2.0

Client Sample ID: VMP-13-5-012712

Lab ID#: 1201497B-16A

Compound	Rpt. Limit (%)	Amount (%)
Oxygen	0.16	14
Nitrogen	0.16	81
Methane	0.00016	0.000092 J
Carbon Dioxide	0.016	4.6
Helium	0.078	0.0064 J

Air Toxics LTD.
Laboratory Services Since 1989

Client Sample ID: VMP-2-5-012512

Lab ID#: 1201497B-01A

NATURAL GAS ANALYSIS BY MODIFIED ASTM D-1946

File Name:	9013105	Date of Collection:	1/25/12 3:09:00 PM
Dil. Factor:	1.55	Date of Analysis:	1/31/12 09:31 AM

Compound	Rpt. Limit (%)	Amount (%)
Oxygen	0.16	3.0
Nitrogen	0.16	84
Carbon Monoxide	0.016	Not Detected
Methane	0.00016	0.62
Carbon Dioxide	0.016	12
Ethane	0.0016	Not Detected
Ethene	0.0016	Not Detected
Helium	0.078	Not Detected

Container Type: 1 Liter Summa Canister

Air Toxics LTD.
Laboratory Services Since 1989

Client Sample ID: VMP-2-8.5-012612

Lab ID#: 1201497B-02A

NATURAL GAS ANALYSIS BY MODIFIED ASTM D-1946

File Name:	**9013106**	**Date of Collection:**	**1/26/12 9:10:00 AM**
Dil. Factor:	**1.61**	**Date of Analysis:**	**1/31/12 09:59 AM**

Compound	**Rpt. Limit (%)**	**Amount (%)**
Oxygen	0.16	1.5 J
Nitrogen	0.16	85
Carbon Monoxide	0.016	Not Detected
Methane	0.00016	1.3
Carbon Dioxide	0.016	12
Ethane	0.0016	0.00037 J
Ethene	0.0016	Not Detected
Helium	0.080	Not Detected

J = Estimated value.

Container Type: 1 Liter Summa Canister

Air Toxics LTD.
Laboratory Services Since 1989

Client Sample ID: VMP-2-8.5-012612-DUP

Lab ID#: 1201497B-03A

NATURAL GAS ANALYSIS BY MODIFIED ASTM D-1946

File Name:	**9013107**	**Date of Collection:**	**1/26/12 9:10:00 AM**
Dil. Factor:	**1.61**	**Date of Analysis:**	**1/31/12 10:24 AM**

Compound	**Rpt. Limit (%)**	**Amount (%)**
Oxygen	0.16	2.5 J
Nitrogen	0.16	84
Carbon Monoxide	0.016	Not Detected
Methane	0.00016	1.2
Carbon Dioxide	0.016	12
Ethane	0.0016	0.00034 J
Ethene	0.0016	Not Detected
Helium	0.080	Not Detected

J = Estimated value.

Container Type: 1 Liter Summa Canister

Air Toxics LTD.
Laboratory Services Since 1989

Client Sample ID: VMP-2-22-012612

Lab ID#: 1201497B-04A

NATURAL GAS ANALYSIS BY MODIFIED ASTM D-1946

File Name:	**9013110**	**Date of Collection:**	**1/26/12 10:08:00 AM**
Dil. Factor:	**1.55**	**Date of Analysis:**	**1/31/12 12:12 PM**

Compound	**Rpt. Limit (%)**	**Amount (%)**
Oxygen	0.16	2.0
Nitrogen	0.16	83
Carbon Monoxide	0.016	Not Detected
Methane	0.00016	3.1
Carbon Dioxide	0.016	12
Ethane	0.0016	0.00073 J
Ethene	0.0016	Not Detected
Helium	0.078	0.033 J

J = Estimated value.

Container Type: 1 Liter Summa Canister

Air Toxics LTD.
Laboratory Services Since 1989

Client Sample ID: VMP-9-5-012612

Lab ID#: 1201497B-05A

NATURAL GAS ANALYSIS BY MODIFIED ASTM D-1946

File Name:	9013112	Date of Collection:	1/26/12 11:36:00 AM
Dil. Factor:	1.49	Date of Analysis:	1/31/12 01:30 PM

Compound	Rpt. Limit (%)	Amount (%)
Oxygen	0.15	6.0
Nitrogen	0.15	82
Carbon Monoxide	0.015	Not Detected
Methane	0.00015	0.00017
Carbon Dioxide	0.015	12
Ethane	0.0015	Not Detected
Ethene	0.0015	Not Detected
Helium	0.074	Not Detected

Container Type: 1 Liter Summa Canister

Air Toxics LTD.
Laboratory Services Since 1989

Client Sample ID: VMP-9-11.5-012612

Lab ID#: 1201497B-06A

NATURAL GAS ANALYSIS BY MODIFIED ASTM D-1946

File Name:	**9013113**	**Date of Collection:**	**1/26/12 1:44:00 PM**
Dil. Factor:	**1.55**	**Date of Analysis:**	**1/31/12 02:08 PM**

Compound	**Rpt. Limit (%)**	**Amount (%)**
Oxygen	0.16	2.8
Nitrogen	0.16	83
Carbon Monoxide	0.016	Not Detected
Methane	0.00016	0.000030 J
Carbon Dioxide	0.016	14
Ethane	0.0016	Not Detected
Ethene	0.0016	Not Detected
Helium	0.078	0.048 J

J = Estimated value.

Container Type: 1 Liter Summa Canister

Air Toxics LTD.
Laboratory Services Since 1989

Client Sample ID: VMP-9-25.5-012612

Lab ID#: 1201497B-07A

NATURAL GAS ANALYSIS BY MODIFIED ASTM D-1946

File Name:	**9013116**	**Date of Collection:**	**1/26/12 2:40:00 PM**
Dil. Factor:	**1.61**	**Date of Analysis:**	**1/31/12 03:42 PM**

Compound	**Rpt. Limit (%)**	**Amount (%)**
Oxygen	0.16	1.5
Nitrogen	0.16	83
Carbon Monoxide	0.016	Not Detected
Methane	0.00016	0.43
Carbon Dioxide	0.016	15
Ethane	0.0016	Not Detected
Ethene	0.0016	Not Detected
Helium	0.080	Not Detected

Container Type: 1 Liter Summa Canister

Air Toxics LTD.
Laboratory Services Since 1989

Client Sample ID: VMP-9-38.5-012612

Lab ID#: 1201497B-08A

NATURAL GAS ANALYSIS BY MODIFIED ASTM D-1946

File Name:	**9013117**	**Date of Collection:**	**1/26/12 3:35:00 PM**
Dil. Factor:	**1.68**	**Date of Analysis:**	**1/31/12 04:11 PM**

Compound	**Rpt. Limit (%)**	**Amount (%)**
Oxygen	0.17	1.7
Nitrogen	0.17	83
Carbon Monoxide	0.017	Not Detected
Methane	0.00017	0.47
Carbon Dioxide	0.017	15
Ethane	0.0017	Not Detected
Ethene	0.0017	Not Detected
Helium	0.084	Not Detected

Container Type: 1 Liter Summa Canister

Air Toxics LTD.
Laboratory Services Since 1989

Client Sample ID: VMP-14-I1.5-012612

Lab ID#: 1201497B-09A

NATURAL GAS ANALYSIS BY MODIFIED ASTM D-1946

File Name:	**9013118**	**Date of Collection:**	**1/26/12 2:49:00 PM**
Dil. Factor:	**1.76**	**Date of Analysis:**	**1/31/12 04:39 PM**

Compound	Rpt. Limit (%)	Amount (%)
Oxygen	0.18	3.3
Nitrogen	0.18	88
Carbon Monoxide	0.018	Not Detected
Methane	0.00018	4.5
Carbon Dioxide	0.018	4.2
Ethane	0.0018	0.00082 J
Ethene	0.0018	Not Detected
Helium	0.088	Not Detected

J = Estimated value.

Container Type: 1 Liter Summa Canister

Air Toxics LTD.
Laboratory Services Since 1989

Client Sample ID: VMP-14-20-012612

Lab ID#: 1201497B-10A

NATURAL GAS ANALYSIS BY MODIFIED ASTM D-1946

File Name:	9013119	Date of Collection:	1/26/12 3:50:00 PM
Dil. Factor:	1.75	Date of Analysis:	1/31/12 05:01 PM

Compound	Rpt. Limit (%)	Amount (%)
Oxygen	0.18	1.4
Nitrogen	0.18	68
Carbon Monoxide	0.018	Not Detected
Methane	0.00018	12
Carbon Dioxide	0.018	17
Ethane	0.0018	0.0037
Ethene	0.0018	Not Detected
Helium	0.088	Not Detected

Container Type: 1 Liter Summa Canister

Air Toxics LTD.
Laboratory Services Since 1989

Client Sample ID: VMP-14-29-012612

Lab ID#: 1201497B-11A

NATURAL GAS ANALYSIS BY MODIFIED ASTM D-1946

File Name:	**9013120**	**Date of Collection:**	**1/26/12 1:03:00 PM**
Dil. Factor:	**1.63**	**Date of Analysis:**	**1/31/12 05:27 PM**

Compound	**Rpt. Limit (%)**	**Amount (%)**
Oxygen	0.16	1.3
Nitrogen	0.16	68
Carbon Monoxide	0.016	Not Detected
Methane	0.00016	12
Carbon Dioxide	0.016	17
Ethane	0.0016	0.0039
Ethene	0.0016	Not Detected
Helium	0.082	Not Detected

Container Type: 1 Liter Summa Canister

Air Toxics LTD.
Laboratory Services Since 1989

Client Sample ID: VMP-3-5-012712

Lab ID#: 1201497B-12A

NATURAL GAS ANALYSIS BY MODIFIED ASTM D-1946

File Name:	**9013121**	**Date of Collection:**	**1/27/12 11:03:00 AM**
Dil. Factor:	**1.75**	**Date of Analysis:**	**1/31/12 05:49 PM**

Compound	**Rpt. Limit (%)**	**Amount (%)**
Oxygen	0.18	14
Nitrogen	0.18	84
Carbon Monoxide	0.018	Not Detected
Methane	0.00018	0.000052 J
Carbon Dioxide	0.018	1.9
Ethane	0.0018	Not Detected
Ethene	0.0018	Not Detected
Helium	0.088	Not Detected

J = Estimated value.

Container Type: 1 Liter Summa Canister

Air Toxics LTD.
Laboratory Services Since 1989

Client Sample ID: VMP-3-31.5-012712

Lab ID#: 1201497B-13A

NATURAL GAS ANALYSIS BY MODIFIED ASTM D-1946

File Name:	**9013122**	**Date of Collection:**	**1/27/12 11:56:00 AM**
Dil. Factor:	**1.66**	**Date of Analysis:**	**1/31/12 06:14 PM**

Compound	**Rpt. Limit (%)**	**Amount (%)**
Oxygen	0.17	6.8
Nitrogen	0.17	74
Carbon Monoxide	0.017	Not Detected
Methane	0.00017	11
Carbon Dioxide	0.017	5.9
Ethane	0.0017	0.0026
Ethene	0.0017	Not Detected
Helium	0.083	Not Detected

Container Type: 1 Liter Summa Canister

Air Toxics LTD.
Laboratory Services Since 1989

Client Sample ID: VMP-13-21.5-0127I2

Lab ID#: 1201497B-14A

NATURAL GAS ANALYSIS BY MODIFIED ASTM D-1946

File Name:	**9013123**	**Date of Collection:**	**1/27/12 10:06:00 AM**
Dil. Factor:	**1.61**	**Date of Analysis:**	**1/31/12 08:00 PM**

Compound	**Rpt. Limit (%)**	**Amount (%)**
Oxygen	0.16	2.8
Nitrogen	0.16	85
Carbon Monoxide	0.016	Not Detected
Methane	0.00016	0.50
Carbon Dioxide	0.016	12
Ethane	0.0016	0.00012 J
Ethene	0.0016	Not Detected
Helium	0.080	Not Detected

J = Estimated value.

Container Type: 1 Liter Summa Canister

Air Toxics LTD.
Laboratory Services Since 1989

Client Sample ID: VMP-3-10-0I2712

Lab ID#: 1201497B-15A

NATURAL GAS ANALYSIS BY MODIFIED ASTM D-1946

File Name:	**9013114**	**Date of Collection:**	**1/27/12 3:27:00 PM**
Dil. Factor:	**1.68**	**Date of Analysis:**	**1/31/12 02:40 PM**

Compound	**Rpt. Limit (%)**	**Amount (%)**
Oxygen	0.17	17
Nitrogen	0.17	81
Carbon Monoxide	0.017	Not Detected
Methane	0.00017	0.0028
Carbon Dioxide	0.017	2.0
Ethane	0.0017	Not Detected
Ethene	0.0017	Not Detected
Helium	0.084	Not Detected

Container Type: 1 Liter Summa Canister

Air Toxics LTD.
Laboratory Services Since 1989

Client Sample ID: VMP-13-5-012712

Lab ID#: 1201497B-16A

NATURAL GAS ANALYSIS BY MODIFIED ASTM D-1946

File Name:	9013115	Date of Collection:	1/27/12 3:27:00 PM
Dil. Factor:	1.55	Date of Analysis:	1/31/12 03:18 PM

Compound	Rpt. Limit (%)	Amount (%)
Oxygen	0.16	14
Nitrogen	0.16	81
Carbon Monoxide	0.016	Not Detected
Methane	0.00016	0.000092 J
Carbon Dioxide	0.016	4.6
Ethane	0.0016	Not Detected
Ethene	0.0016	Not Detected
Helium	0.078	0.0064 J

J = Estimated value.

Container Type: 1 Liter Summa Canister

Air Toxics LTD.
Laboratory Services Since 1989

Client Sample ID: Lab Blank

Lab ID#: 1201497B-17A

NATURAL GAS ANALYSIS BY MODIFIED ASTM D-1946

File Name:	**9013104**	**Date of Collection: NA**	
Dil. Factor:	**1.00**	**Date of Analysis: 1/31/12 09:01 AM**	

Compound	**Rpt. Limit (%)**	**Amount (%)**
Oxygen	0.10	Not Detected
Nitrogen	0.10	0.049 J
Carbon Monoxide	0.010	Not Detected
Methane	0.00010	Not Detected
Carbon Dioxide	0.010	Not Detected
Ethane	0.0010	Not Detected
Ethene	0.0010	Not Detected

J = Estimated value.

Container Type: NA - Not Applicable

Air Toxics LTD.
Laboratory Services Since 1989

Client Sample ID: Lab Blank

Lab ID#: 1201497B-17B

NATURAL GAS ANALYSIS BY MODIFIED ASTM D-1946

File Name:	9013103b	Date of Collection: NA	
Dil. Factor:	1.00	Date of Analysis: 1/31/12 08:38 AM	

Compound	Rpt. Limit (%)	Amount (%)
Helium	0.050	Not Detected

Container Type: NA - Not Applicable

Air Toxics LTD.
Laboratory Services Since 1989

Client Sample ID: LCS

Lab ID#: I20I497B-18A

NATURAL GAS ANALYSIS BY MODIFIED ASTM D-1946

File Name:	**9013102**	**Date of Collection: NA**	
Dil. Factor:	**1.00**	**Date of Analysis: 1/31/12 08:05 AM**	

Compound	**%Recovery**
Oxygen	100
Nitrogen	101
Carbon Monoxide	99
Methane	100
Carbon Dioxide	102
Ethane	102
Ethene	101
Helium	94

Container Type: NA - Not Applicable

Air Toxics LTD.
Laboratory Services Since 1989

Client Sample ID: LCSD

Lab ID#: 1201497B-18AA

NATURAL GAS ANALYSIS BY MODIFIED ASTM D-1946

File Name:	**9013124**	**Date of Collection: NA**	
Dil. Factor:	**1.00**	**Date of Analysis: 1/31/12 08:26 PM**	

Compound	**%Recovery**
Oxygen	100
Nitrogen	101
Carbon Monoxide	99
Methane	100
Carbon Dioxide	102
Ethane	102
Ethene	101
Helium	94

Container Type: NA - Not Applicable

1201497

Shell Oil Products Chain Of Custody Record

URS

Air Toxics LTD.
Project Name: Roxana Soil Vapor
Project # 21562735.00011
Lab Vendor #

Please Check Appropriate Box:
- ☒ ENV. SERVICES
- ☐ MOTIVA RETAIL
- ☐ SHELL RETAIL
- ☐ MOTIVA SOS/CM
- ☐ CONSULTANT
- ☐ LUBES
- ☐ SHELL PIPELINE
- ☐ OTHER _____

Print Bill To Contact Name: Dave Palmer

INCIDENT # (ENV SERVICES): 9 7 2 1 6 6 4 0

☐ CHECK IF NO INCIDENT # APPLIES

DATE 27-Jan-12

PAGE 1 of 2

PO #:

SAP #: 3 4 0 0 6 1

SAMPLING COMPANY: URS CORPORATION

LOG CODE:

SITE ADDRESS (Street and City): 600 SOUTH CENTRAL AVE – ROXANA

State: IL

GLOBAL ID NO.:

ADDRESS: 1001 HIGHLANDS PLAZA DRIVE WEST - SUITE 300; ST. LOUIS, MO 63110

EDF DELIVERABLE TO (Name, Company, Office Location): Elizabeth Kunkel, URS, St. Louis

PHONE NO.: 314-743-4179

E-MAIL: elizabeth.kunkel@urs.com

CONSULTANT PROJECT NAME/#: Roxana Soil Vapor

Laboratory Address: Air Toxics, LTD 180 Blue Ravine Road, Suite B, Folsom, CA 95630-4719

TELEPHONE: 314-429-0100

FAX: 314-429-0462

SR To Contact E-MAIL: dave.palmer@urs.com

SAMPLES MANED (Print): M. Miller, S. West, L. Rathnow, D. Mattingly, C. Williams, C. Smith, C. Kretzer

TURNAROUND TIME (CALENDAR DAYS):
☒ STANDARD (14 DAY) ☐ 5 DAYS ☐ 3 DAYS ☐ 2 DAYS ☐ 24 HOURS ☐ RESULTS NEEDED ON WEEKEND

☐ LA - RWQCB REPORT FORMAT ☒ UST AGENCY:

DELIVERABLES: ☐ LEVEL 1 ☐ LEVEL 2 ☐ LEVEL 3 ☒ LEVEL 4 ☐ OTHER (SPECIFY) _____

☒ SHELL CONTRACT RATE APPLIES
☐ STATE REIMBURSEMENT RATE APPLIES
☐ EDD NOT NEEDED
☒ RECEIPT VERIFICATION REQUESTED

REQUESTED ANALYSIS

Turn Around Time: ☒ Normal ☐ Rush ____ Specify

Lab Use Only: Pressurized by: Date: Pressurization Gas: N_2 He

LAB USE ONLY	Field Sample Identification	SAMPLING DATE	SAMPLING TIME	Canister Number	Canister Pressure/Vacuum Initial	Final	Receipt	Final (psi)	Modified TO-15 + Butane & Isopentane	ASTM D-1946 + Helium	ASTM D-1946		Sample PID (ppm)
	VMP-2-5-012512	01/25/12	1435 - 1509	3130	-29.5	-6			X	X			64.3
	VMP-2-8.5-012612	01/26/12	0838 - 0910	2709	-30	-6.5			X	X			136.6
	VMP-2-8.5-012612-DUP	01/26/12	0838 - 0910	3690	-29.5	-6.5			X	X			136.5
	VMP-2-22-012612	01/26/12	0933 - 1009	93	-29	-5.5			X	X			116.7
	VMP-9-5-012612	01/26/12	1014 - 1136	520	-29.5	-4.5			X	X			0.5
	VMP-9-11.5-012612	01/26/12	1308 - 1344	20085	-29	-5.5			X	X			0.6
	VMP-9-25.5-012612	01/26/12	1405 - 1440	3793	-29.5	-6			X	X			62.3
	VMP-9-38.5-012612	01/26/12	1503 - 1539	5826	-28.5	-7.5			X	X			202.1
	VMP-14-11.5-012612	01/26/12	1416 - 1449	3053	-30	-9			X	X			No PID - Water in 2nd bag
	VMP-14-20-012612	01/26/12	1513 - 1550	2625 ~~2426~~ MCC	-20	-8.5			X	X			1004

ADDITIONAL NOTES:
- 14 day hold time
- Report results between MDL and RL
- Level IV ECVP

Relinquished by (Signature)	Received by (Signature)	Date	Time
	FEDEX	1/27/12	1800
Relinquished by (Signature)	Received by (Signature) B Whittaker ATL 1/30/12 0745	Date	Time
Relinquished by (Signature)	Received by (Signature)	Date	Time

09/23/10 Revision

CUSTODY SEAL (Y) N NONE TE ACT? N/A

Fedex

12 01437

Shell Oil Products Chain Of Custody Record

URS

Air Toxics LTD.
Project Name: Roxana Soil Vapor
Project # 21562735.00011

Lab Vendor #

Please Check Appropriate Box:
- ☑ ENV. SERVICES
- ☐ MOTIVA RETAIL
- ☐ SHELL RETAIL
- ☐ MOTIVA SOECI
- ☐ CONSULTANT
- ☐ LUBES
- ☐ SHELL PIPELINE
- ☐ OTHER

Print Bill To Contact Name: Dave Palmer

PO #

INCIDENT # (ENV SERVICES): 9 2 2 1 6 6 4 0

☐ CHECK IF NO INCIDENT # APPLIES

SAP #: 3 4 0 0 6 1

DATE 27-Jan-12

PAGE: 2 of 2

SAMPLING COMPANY: URS CORPORATION

LOG CODE:

SITE ADDRESS, Street and City: 900 SOUTH CENTRAL AVE -- ROXANA

State: IL

ADDRESS: 1001 HIGHLANDS PLAZA DRIVE WEST - SUITE 300; ST LOUIS, MO 63110

BOT DELIVERABLE TO (Name, Company, Office Location): Elizabeth Kunkel, URS, St. Louis

PHONE NO: 314-743-4179

E-MAIL: elizabeth.kunkel@urs.com

CONSULTANT PROJECT MANAGER: Roxana Soil Vapor

Laboratory Address: Air Toxics, LTD 180 Blue Ravine Road, Suite B, Folsom, CA 95630-4719

TELEPHONE: 314-429-0100

FAX: 314-429-0462

BE TO CONTACT E-MAIL: dave.palmer@urs.com

SAMPLER NAME(S) (PRINT): M. Miller, S. Voss, L. Rehnow, D. Malingy, C. Williams, C. Smith, C. Kretzer

TURNAROUND TIME (CALENDAR DAYS):
- ☑ STANDARD (14 DAY)
- ☐ 5 DAYS
- ☐ 3 DAYS
- ☐ 2 DAYS
- ☐ 24 HOURS
- ☐ RESULTS NEEDED ON WEEKEND

☐ LA - RWQCB REPORT FORMAT ☑ VST AGENCY:

DELIVERABLES: ☐ LEVEL 1 ☐ LEVEL 2 ☐ LEVEL 3 ☑ LEVEL 4 ☐ OTHER (SPECIFY)

- ☑ SHELL CONTRACT RATE APPLIES
- ☐ STATE REIMBURSEMENT RATE APPLIES
- ☐ EDD NOT NEEDED
- ☑ RECEIPT VERIFICATION REQUESTED

REQUESTED ANALYSIS

Turn Around Time: ☑ Normal ☐ Rush ☐ Specify

Lab Use Only
Pressurized by:
Date:
Pressurization Gas: N_2 He

LABORATORY	Field Sample Identification	SAMPLING DATE	SAMPLING TIME	Canister Number	Canister Pressure/Vacuum Initial	Final	Receipt	Final (psi)	Modified TO-15 + Butane & Isopentane	ASTM D-1946 + Helium	ASTM D-1946		Sample PID (ppm)
[illegible]	VMP-14-29-012612	01/26/12	1229 - 1230	1118	-30	-7			X	X			935
[illegible]	VMP-3-5-012712	01/27/12	1031 - 1103	2653	-29.5	-8			X	X			38.8
[illegible]	VMP-3 31.5-012712	01/27/12	1116 - 1156	3738	-28.5	-7			X	X			128.6
[illegible]	VMP-13-21.5-012712	01/27/12	0938 - 1006	1947	-28.5	-7.5			X	X			217.6
[illegible]	VMP-3-10-012712	01/27/12	1453 - 1529	2643	-29.5	-7			X	X			17.4
[illegible]	VMP-13-5-012712	01/27/12	1452 - 1527	2162	-28	-4.5			X	X			0.8

ADDITIONAL NOTES:
- 14 day hold time
- Report results between MDL and RL
- Level IV ECVP

Relinquished by: (Signature)	Received by: (Signature)	Date	Time
	FEDEX	1/27/12	1800
Relinquished by: (Signature)	Received by: (Signature) B. Sutthiker ATL 1/30/12 0745	Date	Time
Relinquished by: (Signature)	Received by: (Signature)	Date	Time

05/3/06 Revision

CUSTODY SEAL Y N NONE TE ACT? N/A

Fedex

Roxana Soil Vapor Quarterly – 1st Quarter 2012 Data Review

Laboratory SDG: 1201501A, B

Data Reviewer: Melissa Mansker

Peer Reviewer: Elizabeth Kunkel

Date Reviewed: 2/24/2012

Guidance: USEPA National Functional Guidelines for Superfund Organic Methods Data Review 2008

Sample Identification	Sample Identification
VMP-24-5-012512	VMP-24-10-012512
VMP-24-22-012512	VMP-24-34-012512
VMP-23-5-012512	VMP-23-10-012512
VMP-23-25-012512	VMP-22-38-012512
VMP-17-5-012612	VMP-19-5-012612
VMP-11-5-012612	VMP-11-8-012612
VMP-11-29-012612	VMP-10-5-012512
VMP-10-10-012512	VMP-10-10-012512-DUP
VMP-10-20-012612	VMP-10-30-012512
VMP-13-10.5-012712	VMP-13-10.5-012712-DUP

1.0 Data Package Completeness

Were all items delivered as specified in the QAPP and COC as appropriate?

Yes, however sample VMP-10-30-012512 is not usable due to helium results in the sample (52%) that were greater than 10% of the helium in the shroud (71.3%). A second sampling attempt was made on February 23, 2012; however, a valid sample could not be taken because the port was under water.

2.0 Laboratory Case Narrative \ Cooler Receipt Form

Were problems noted in the laboratory case narrative or cooler receipt form?

Although not mentioned in the laboratory case narrative, samples were diluted due to high levels of target analytes. Several analytes were qualified due to field duplicate RPD outside evaluation criteria and a greater than two times (2X) the reporting level difference between results in field duplicate pairs, VMP-10-10-012512/VMP-10-10-012512-DUP and VMP-13-10.5-012712/VMP-13-10.5-012712-DUP. These issues are addressed further in the appropriate sections below.

No issues or discrepancies were noted in the cooler receipt form.

3.0 Holding Times

Were samples extracted/analyzed within applicable limits?

Yes

4.0 Blank Contamination

Were any analytes detected in the Blanks?

No

5.0 Laboratory Control Sample

Were LCS recoveries within evaluation criteria?

Yes

6.0 Surrogate Recoveries

Were surrogate recoveries within evaluation criteria?

Yes

7.0 Matrix Spike and Matrix Spike Duplicate Recoveries

Were MS/MSD samples analyzed as part of this SDG?

MS/MSD samples are not applicable for vapor samples, due to the inability to spike the samples.

8.0 Laboratory Duplicate Results

Were laboratory duplicate samples collected as part of this SDG?

No

9.0 Field Duplicate Results

Were field duplicate samples collected as part of this SDG?

Yes

Field ID	Field Duplicate ID
VMP-10-10-012512	VMP-10-10-012512-DUP
VMP-13-10.5-012712	VMP-13-10.5-012712-DUP

Were field duplicate sample RPDs within evaluation criteria?

No

Field ID	Field Duplicate ID	Parameter	Analyte	RPD	Qualification
VMP-10-10-012512	VMP-10-10-012512-DUP	TO-15	Ethanol	**>2X RL**	**J/J**
VMP-10-10-012512	VMP-10-10-012512-DUP	TO-15	Benzene	**>2X RL**	**J/J**
VMP-10-10-012512	VMP-10-10-012512-DUP	TO-15	Butane	**>2X RL**	**UJ/J**
VMP-10-10-012512	VMP-10-10-012512-DUP	TO-15	Isopentane	**>2X RL**	**J/J**
VMP-13-10.5-012712	VMP-13-10.5-012712-DUP	TO-15	Hexane	**43**	**J/J**
VMP-13-10.5-012712	VMP-13-10.5-012712-DUP	TO-15	Benzene	**40**	**J/J**
VMP-13-10.5-012712	VMP-13-10.5-012712-DUP	TO-15	Isopentane	**>2X RL**	**J/J**

10.0 Sample Dilutions

For samples that were diluted and nondetect, were undiluted results also reported?

Not applicable; analytes were detected in samples that were diluted.

11.0 Additional Qualifications

Were additional qualifications applied?

No

Air Toxics LTD.
Laboratory Services Since 1989

2/10/2012
Ms. Elizabeth Kunkel
URS Corporation
1001 Highlands Plaza Dr. West
Suite 300
St. Louis MO 63110

Project Name: Roxana Soil Vapor
Project #: 21562735.00011
Workorder #: 1201501A

Dear Ms. Elizabeth Kunkel

The following report includes the data for the above referenced project for sample(s) received on 1/30/2012 at Air Toxics Ltd.

The data and associated QC analyzed by Modified TO-15 are compliant with the project requirements or laboratory criteria with the exception of the deviations noted in the attached case narrative.

Thank you for choosing Air Toxics Ltd. for your air analysis needs. Air Toxics Ltd. is committed to providing accurate data of the highest quality. Please feel free to contact the Project Manager: Kelly Buettner at 916-985-1000 if you have any questions regarding the data in this report.

Regards,

Kelly Buettner

Kelly Buettner
Project Manager

Reviewed on 2/24/2012

Air Toxics LTD.
Laboratory Services Since 1989

WORK ORDER #: 1201501A

Work Order Summary

CLIENT:	Ms. Elizabeth Kunkel URS Corporation 1001 Highlands Plaza Dr. West Suite 300 St. Louis, MO 63110	**BILL TO:**	Accounts Payable Austin URS Corporation P.O. BOX 203970 Austin, TX 78720-1088
PHONE:	314-743-4179	**P.O. #**	21562593.00009
FAX:		**PROJECT #**	21562735.00011 Roxana Soil Vapor
DATE RECEIVED:	01/30/2012	**CONTACT:**	Kelly Buettner
DATE COMPLETED:	02/10/2012		

FRACTION #	NAME	TEST	RECEIPT VAC./PRES.	FINAL PRESSURE
01A	VMP-24-5-012512	Modified TO-15	5.0 "Hg	5 psi
02A	VMP-24-10-012512	Modified TO-15	4.0 "Hg	5 psi
03A	VMP-24-22-012512	Modified TO-15	5.5 "Hg	5 psi
04A	VMP-24-34-012512	Modified TO-15	6.0 "Hg	5 psi
05A	VMP-23-5-012512	Modified TO-15	4.5 "Hg	5 psi
06A	VMP-23-10-012512	Modified TO-15	4.0 "Hg	5 psi
07A	VMP-23-25-012512	Modified TO-15	5.5 "Hg	5 psi
08A	VMP-22-38-012512	Modified TO-15	6.0 "Hg	5 psi
09A	VMP-17-5-012612	Modified TO-15	7.5 "Hg	5 psi
10A	VMP-19-5-012612	Modified TO-15	6.5 "Hg	5 psi
11A	VMP-11-5-012612	Modified TO-15	7.0 "Hg	5 psi
12A	VMP-11-8-012612	Modified TO-15	6.5 "Hg	5 psi
13A	VMP-11-29-012612	Modified TO-15	6.0 "Hg	5 psi
14A	VMP-10-5-012512	Modified TO-15	7.0 "Hg	5 psi
15A	VMP-10-10-012512	Modified TO-15	7.0 "Hg	5 psi
16A	VMP-10-10-012512-DUP	Modified TO-15	8.0 "Hg	5 psi
17A	VMP-10-20-012612	Modified TO-15	6.0 "Hg	5 psi

Continued on next page

Air Toxics LTD.
Laboratory Services Since 1989

WORK ORDER #: 1201501A

Work Order Summary

CLIENT:	Ms. Elizabeth Kunkel URS Corporation 1001 Highlands Plaza Dr. West Suite 300 St. Louis, MO 63110	**BILL TO:**	Accounts Payable Austin URS Corporation P.O. BOX 203970 Austin, TX 78720-1088
PHONE:	314-743-4179	**P.O. #**	21562593.00009
FAX:		**PROJECT #**	21562735.00011 Roxana Soil Vapor
DATE RECEIVED:	01/30/2012	**CONTACT:**	Kelly Buettner
DATE COMPLETED:	02/10/2012		

FRACTION #	NAME	TEST	RECEIPT VAC./PRES.	FINAL PRESSURE
18A	VMP-10-30-012512	Modified TO-15	6.0 "Hg	5 psi
19A	VMP-13-10.5-012712	Modified TO-15	6.5 "Hg	5 psi
20A	VMP-13-10.5-012712-DUP	Modified TO-15	7.0 "Hg	5 psi
21A	Lab Blank	Modified TO-15	NA	NA
22A	CCV	Modified TO-15	NA	NA
23A	LCS	Modified TO-15	NA	NA
23AA	LCSD	Modified TO-15	NA	NA

CERTIFIED BY: Linda A. Freeman DATE: 02/10/12

Laboratory Director

Certfication numbers: AZ Licensure AZ0719, CA NELAP - 02110CA, LA NELAP - 02089, NY NELAP - 11291, TX NELAP - T104704434-11-3, UT NELAP -CA009332011-1, WA NELAP - C935
Name of Accrediting Agency: NELAP/Florida Department of Health, Scope of Application: Clean Air Act, Accreditation number: E87680, Effective date: 07/01/11 , Expiration date: 06/30/12.
Air Toxics Ltd. certifies that the test results contained in this report meet all requirements of the NELAC standards

This report shall not be reproduced, except in full, without the written approval of Air Toxics Ltd.

180 BLUE RAVINE ROAD. SUITE B FOLSOM. CA - 95630
(916) 985-1000 . (800) 985-5955 . FAX (916) 985-1020

Air Toxics LTD.
Laboratory Services Since 1989

LABORATORY NARRATIVE
EPA Method TO-15
URS Corporation
Workorder# 1201501A

Twenty 1 Liter Summa Canister samples were received on January 30, 2012. The laboratory performed analysis via EPA Method TO-15 using GC/MS in the full scan mode.

This workorder was independently validated prior to submittal using 'USEPA National Functional Guidelines' as generally applied to the analysis of volatile organic compounds in air. A rules-based, logic driven, independent validation engine was employed to assess completeness, evaluate pass/fail of relevant project quality control requirements and verification of all quantified amounts.

Receiving Notes

There were no receiving discrepancies.

Analytical Notes

As per client project requirements, the laboratory has reported estimated values for target compound hits that are below the Reporting Limit but greater than the Method Detection Limit. Concentrations that are below the level at which the canister was certified may be false positives.

Definition of Data Qualifying Flags

Eight qualifiers may have been used on the data analysis sheets and indicates as follows:

B - Compound present in laboratory blank greater than reporting limit (background subtraction not performed).
J - Estimated value.
E - Exceeds instrument calibration range.
S - Saturated peak.
Q - Exceeds quality control limits.
U - Compound analyzed for but not detected above the reporting limit.
UJ- Non-detected compound associated with low bias in the CCV and/or LCS.
N - The identification is based on presumptive evidence.

File extensions may have been used on the data analysis sheets and indicates as follows:
a-File was requantified
b-File was quantified by a second column and detector
r1-File was requantified for the purpose of reissue

Air Toxics LTD.
Laboratory Services Since 1989

Summary of Detected Compounds
EPA METHOD TO-15 GC/MS FULL SCAN

Client Sample ID: VMP-24-5-012512

Lab ID#: 1201501A-01A

Compound	Rpt. Limit (ppbv)	Amount (ppbv)	Rpt. Limit (ug/m3)	Amount (ug/m3)
Freon 12	0.80	0.54 J	4.0	2.6 J
Freon 11	0.80	0.26 J	4.5	1.4 J
Ethanol	3.2	3.7	6.1	7.0
Acetone	3.2	3.8	7.6	9.0
2-Propanol	3.2	4.6	7.9	11
Methylene Chloride	0.80	0.32 J	2.8	1.1 J
2-Butanone (Methyl Ethyl Ketone)	3.2	1.5 J	9.5	4.5 J
Tetrahydrofuran	0.80	0.24 J	2.4	0.72 J
Benzene	0.80	0.41 J	2.6	1.3 J
Trichloroethene	0.80	0.16 J	4.3	0.84 J
Bromodichloromethane	0.80	0.12 J	5.4	0.82 J
4-Methyl-2-pentanone	0.80	4.3	3.3	18
Toluene	0.80	3.0	3.0	11
Ethyl Benzene	0.80	0.54 J	3.5	2.3 J
m,p-Xylene	0.80	1.4	3.5	6.2
o-Xylene	0.80	0.23 J	3.5	1.0 J
Cumene	0.80	0.90	4.0	4.4
Butane	3.2	1.4 J	7.6	3.2 J
Isopentane	3.2	1.3 J	9.5	3.7 J

Client Sample ID: VMP-24-10-012512

Lab ID#: 1201501A-02A

Compound	Rpt. Limit (ppbv)	Amount (ppbv)	Rpt. Limit (ug/m3)	Amount (ug/m3)
Freon 12	0.78	0.50 J	3.8	2.4 J
Freon 11	0.78	0.28 J	4.4	1.6 J
Ethanol	3.1	4.7	5.8	8.8
Acetone	3.1	3.1	7.4	7.3
2-Propanol	3.1	2.2 J	7.6	5.4 J
Methylene Chloride	0.78	1.7	2.7	6.0
2-Butanone (Methyl Ethyl Ketone)	3.1	1.1 J	9.1	3.2 J

Air Toxics LTD.
Laboratory Services Since 1989

Summary of Detected Compounds
EPA METHOD TO-15 GC/MS FULL SCAN

Client Sample ID: VMP-24-10-012512

Lab ID#: 1201501A-02A

2,2,4-Trimethylpentane	0.78	0.33 J	3.6	1.5 J
Benzene	0.78	0.19 J	2.5	0.61 J
Heptane	0.78	0.20 J	3.2	0.83 J
Trichloroethene	0.78	0.16 J	4.2	0.87 J
Bromodichloromethane	0.78	0.11 J	5.2	0.74 J
4-Methyl-2-pentanone	0.78	3.1	3.2	13
Toluene	0.78	1.2	2.9	4.5
Ethyl Benzene	0.78	0.77 J	3.4	3.3 J
m,p-Xylene	0.78	1.8	3.4	7.8
o-Xylene	0.78	0.48 J	3.4	2.1 J
Cumene	0.78	0.75 J	3.8	3.7 J
Propylbenzene	0.78	0.083 J	3.8	0.41 J
Isopentane	3.1	0.52 J	9.1	1.5 J

Client Sample ID: VMP-24-22-012512

Lab ID#: 1201501A-03A

Compound	Rpt. Limit (ppbv)	Amount (ppbv)	Rpt. Limit (ug/m3)	Amount (ug/m3)
Freon 12	0.82	0.53 J	4.0	2.6 J
Freon 11	0.82	0.40 J	4.6	2.2 J
Ethanol	3.3	12	6.2	23
Acetone	3.3	4.8	7.8	12
2-Propanol	3.3	3.2 J	8.1	7.8 J
Methylene Chloride	0.82	0.30 J	2.8	1.0 J
2-Butanone (Methyl Ethyl Ketone)	3.3	1.6 J	9.7	4.6 J
Benzene	0.82	0.25 J	2.6	0.79 J
Bromodichloromethane	0.82	0.10 J	5.5	0.69 J
4-Methyl-2-pentanone	0.82	4.3	3.4	18
Toluene	0.82	0.90	3.1	3.4
m,p-Xylene	0.82	0.26 J	3.6	1.1 J
Cumene	0.82	1.0	4.0	5.0

Air Toxics LTD.
Laboratory Services Since 1989

Summary of Detected Compounds
EPA METHOD TO-15 GC/MS FULL SCAN

Client Sample ID: VMP-24-34-012512

Lab ID#: 1201501A-04A

Compound	Rpt. Limit (ppbv)	Amount (ppbv)	Rpt. Limit (ug/m3)	Amount (ug/m3)
Freon 12	0.84	0.63 J	4.2	3.1 J
Freon 11	0.84	0.49 J	4.7	2.7 J
Ethanol	3.4	8.3	6.3	16
Acetone	3.4	3.2 J	8.0	7.5 J
2-Propanol	3.4	3.4	8.2	8.4
Methylene Chloride	0.84	0.37 J	2.9	1.3 J
2-Butanone (Methyl Ethyl Ketone)	3.4	2.2 J	9.9	6.5 J
Chloroform	0.84	0.19 J	4.1	0.92 J
Benzene	0.84	0.16 J	2.7	0.51 J
Trichloroethene	0.84	0.27 J	4.5	1.4 J
Bromodichloromethane	0.84	0.16 J	5.6	1.0 J
4-Methyl-2-pentanone	0.84	8.6	3.4	35
Toluene	0.84	1.3	3.2	5.1
m,p-Xylene	0.84	0.31 J	3.6	1.3 J
o-Xylene	0.84	0.12 J	3.6	0.53 J
Cumene	0.84	1.3	4.1	6.3
1,3-Dichlorobenzene	0.84	0.19 J	5.0	1.1 J
1,4-Dichlorobenzene	0.84	0.21 J	5.0	1.3 J
1,2,4-Trichlorobenzene	3.4	0.61 J	25	4.5 J
Isopentane	3.4	0.97 J	9.9	2.9 J

Client Sample ID: VMP-23-5-012512

Lab ID#: 1201501A-05A

Compound	Rpt. Limit (ppbv)	Amount (ppbv)	Rpt. Limit (ug/m3)	Amount (ug/m3)
Freon 12	0.79	0.54 J	3.9	2.7 J
Ethanol	3.2	6.9	6.0	13
Acetone	3.2	7.9	7.5	19
2-Propanol	3.2	0.72 J	7.8	1.8 J
Methylene Chloride	0.79	0.42 J	2.7	1.5 J
Hexane	0.79	0.69 J	2.8	2.4 J

Air Toxics LTD.
Laboratory Services Since 1989

Summary of Detected Compounds
EPA METHOD TO-15 GC/MS FULL SCAN

Client Sample ID: VMP-23-5-012512

Lab ID#: 1201501A-05A

2-Butanone (Methyl Ethyl Ketone)	3.2	1.6 J	9.3	4.8 J
Chloroform	0.79	0.46 J	3.8	2.2 J
Cyclohexane	0.79	0.66 J	2.7	2.2 J
2,2,4-Trimethylpentane	0.79	9.4	3.7	44
Benzene	0.79	7.2	2.5	23
Heptane	0.79	0.47 J	3.2	1.9 J
Trichloroethene	0.79	0.26 J	4.2	1.4 J
Bromodichloromethane	0.79	0.22 J	5.3	1.5 J
4-Methyl-2-pentanone	0.79	4.1	3.2	17
Toluene	0.79	1.1	3.0	4.3
Tetrachloroethene	0.79	0.31 J	5.4	2.1 J
m,p-Xylene	0.79	0.37 J	3.4	1.6 J
o-Xylene	0.79	0.10 J	3.4	0.44 J
Cumene	0.79	0.67 J	3.9	3.3 J
Propylbenzene	0.79	0.16 J	3.9	0.80 J
4-Ethyltoluene	0.79	0.33 J	3.9	1.6 J
1,3,5-Trimethylbenzene	0.79	0.20 J	3.9	0.97 J
1,2,4-Trimethylbenzene	0.79	0.25 J	3.9	1.2 J
1,4-Dichlorobenzene	0.79	0.20 J	4.8	1.2 J
Butane	3.2	0.85 J	7.5	2.0 J
Isopentane	3.2	1.5 J	9.3	4.5 J

Client Sample ID: VMP-23-10-012512

Lab ID#: 1201501A-06A

Compound	Rpt. Limit (ppbv)	Amount (ppbv)	Rpt. Limit (ug/m3)	Amount (ug/m3)
Freon 12	0.78	0.47 J	3.8	2.3 J
Freon 11	0.78	0.24 J	4.4	1.4 J
Ethanol	3.1	8.6	5.8	16
Acetone	3.1	4.2	7.4	9.9
2-Propanol	3.1	2.6 J	7.6	6.4 J
Methylene Chloride	0.78	1.1	2.7	3.7
Hexane	0.78	120	2.7	440

Air Toxics LTD.
Laboratory Services Since 1989

Summary of Detected Compounds
EPA METHOD TO-15 GC/MS FULL SCAN

Client Sample ID: VMP-23-10-012512

Lab ID#: 1201501A-06A

2-Butanone (Methyl Ethyl Ketone)	3.1	1.1 J	9.1	3.3 J
Chloroform	0.78	1.4	3.8	6.7
Cyclohexane	0.78	58	2.7	200
2,2,4-Trimethylpentane	0.78	190	3.6	880
Benzene	0.78	21	2.5	68
Heptane	0.78	48	3.2	200
4-Methyl-2-pentanone	0.78	2.5	3.2	10
Toluene	0.78	4.5	2.9	17
Tetrachloroethene	0.78	0.46 J	5.2	3.1 J
Ethyl Benzene	0.78	0.87	3.4	3.8
m,p-Xylene	0.78	1.0	3.4	4.5
o-Xylene	0.78	0.18 J	3.4	0.80 J
Cumene	0.78	0.48 J	3.8	2.4 J
Propylbenzene	0.78	0.096 J	3.8	0.47 J
1,2,4-Trimethylbenzene	0.78	0.14 J	3.8	0.70 J
Butane	3.1	4.0	7.4	9.4
Isopentane	3.1	57	9.1	170

Client Sample ID: VMP-23-25-012512

Lab ID#: 1201501A-07A

Compound	Rpt. Limit (ppbv)	Amount (ppbv)	Rpt. Limit (ug/m3)	Amount (ug/m3)
Freon 12	0.82	0.41 J	4.0	2.0 J
Freon 11	0.82	0.39 J	4.6	2.2 J
Ethanol	3.3	5.4	6.2	10
Acetone	3.3	2.8 J	7.8	6.5 J
2-Propanol	3.3	3.3	8.1	8.2
Methylene Chloride	0.82	0.44 J	2.8	1.5 J
Hexane	0.82	86	2.9	300
2-Butanone (Methyl Ethyl Ketone)	3.3	1.6 J	9.7	4.7 J
Chloroform	0.82	0.56 J	4.0	2.7 J
Cyclohexane	0.82	43	2.8	150
2,2,4-Trimethylpentane	0.82	140	3.8	660

Air Toxics LTD.
Laboratory Services Since 1989

Summary of Detected Compounds
EPA METHOD TO-15 GC/MS FULL SCAN

Client Sample ID: VMP-23-25-012512

Lab ID#: 1201501A-07A

Benzene	0.82	18	2.6	58
Heptane	0.82	39	3.4	160
4-Methyl-2-pentanone	0.82	12	3.4	48
Toluene	0.82	5.1	3.1	19
Tetrachloroethene	0.82	0.39 J	5.6	2.6 J
Ethyl Benzene	0.82	0.75 J	3.6	3.2 J
m,p-Xylene	0.82	0.75 J	3.6	3.2 J
Cumene	0.82	0.34 J	4.0	1.7 J
Butane	3.3	2.0 J	7.8	4.6 J
Isopentane	3.3	20	9.7	60

Client Sample ID: VMP-22-38-012512

Lab ID#: 1201501A-08A

Compound	Rpt. Limit (ppbv)	Amount (ppbv)	Rpt. Limit (ug/m3)	Amount (ug/m3)
Hexane	8.4	9.4	30	33
2,2,4-Trimethylpentane	8.4	3000	39	14000
Benzene	8.4	12	27	40
Heptane	8.4	6.3 J	34	26 J
m,p-Xylene	8.4	2.0 J	36	8.7 J
Cumene	8.4	1.0 J	41	5.1 J
Butane	34	120	80	280
Isopentane	34	250	99	730

Client Sample ID: VMP-17-5-012612

Lab ID#: 1201501A-09A

Compound	Rpt. Limit (ppbv)	Amount (ppbv)	Rpt. Limit (ug/m3)	Amount (ug/m3)
Freon 12	0.90	0.45 J	4.4	2.2 J
Ethanol	3.6	5.3	6.7	9.9
Acetone	3.6	5.6	8.5	13
2-Propanol	3.6	16	8.8	39
Methylene Chloride	0.90	0.32 J	3.1	1.1 J

Air Toxics LTD.
Laboratory Services Since 1989

Summary of Detected Compounds
EPA METHOD TO-15 GC/MS FULL SCAN

Client Sample ID: VMP-17-5-012612

Lab ID#: 1201501A-09A

Hexane	0.90	0.16 J	3.2	0.56 J
2-Butanone (Methyl Ethyl Ketone)	3.6	3.3 J	10	9.8 J
cis-1,2-Dichloroethene	0.90	2.3	3.5	9.2
2,2,4-Trimethylpentane	0.90	0.29 J	4.2	1.3 J
Benzene	0.90	0.69 J	2.8	2.2 J
Trichloroethene	0.90	3.5	4.8	19
4-Methyl-2-pentanone	0.90	9.5	3.7	39
Toluene	0.90	2.2	3.4	8.1
Ethyl Benzene	0.90	0.28 J	3.9	1.2 J
m,p-Xylene	0.90	0.86 J	3.9	3.8 J
o-Xylene	0.90	0.23 J	3.9	1.0 J
Cumene	0.90	1.1	4.4	5.6
Butane	3.6	1.0 J	8.5	2.5 J
Isopentane	3.6	0.88 J	10	2.6 J

Client Sample ID: VMP-19-5-012612

Lab ID#: 1201501A-10A

Compound	Rpt. Limit (ppbv)	Amount (ppbv)	Rpt. Limit (ug/m3)	Amount (ug/m3)
Freon 12	0.86	0.53 J	4.2	2.6 J
Ethanol	3.4	6.9	6.4	13
Acetone	3.4	3.7	8.1	8.9
2-Propanol	3.4	4.2	8.4	10
Methylene Chloride	0.86	1.0	3.0	3.5
Hexane	0.86	0.68 J	3.0	2.4 J
2-Butanone (Methyl Ethyl Ketone)	3.4	0.42 J	10	1.2 J
2,2,4-Trimethylpentane	0.86	0.17 J	4.0	0.79 J
Benzene	0.86	0.31 J	2.7	1.0 J
Heptane	0.86	0.58 J	3.5	2.4 J
4-Methyl-2-pentanone	0.86	0.88	3.5	3.6
Toluene	0.86	1.6	3.2	6.1
Ethyl Benzene	0.86	0.68 J	3.7	3.0 J
m,p-Xylene	0.86	1.8	3.7	7.9

Air Toxics LTD.
Laboratory Services Since 1989

Summary of Detected Compounds
EPA METHOD TO-15 GC/MS FULL SCAN

Client Sample ID: VMP-19-5-012612

Lab ID#: 1201501A-10A

o-Xylene	0.86	0.40 J	3.7	1.7 J
Cumene	0.86	0.80 J	4.2	3.9 J
Butane	3.4	2.6 J	8.1	6.1 J
Isopentane	3.4	0.90 J	10	2.7 J

Client Sample ID: VMP-11-5-012612

Lab ID#: 1201501A-11A

Compound	Rpt. Limit (ppbv)	Amount (ppbv)	Rpt. Limit (ug/m3)	Amount (ug/m3)
Freon 12	0.88	0.48 J	4.3	2.4 J
Ethanol	3.5	12	6.6	22
Acetone	3.5	5.7	8.3	14
2-Propanol	3.5	4.8	8.6	12
Methylene Chloride	0.88	2.1	3.0	7.2
2-Butanone (Methyl Ethyl Ketone)	3.5	1.2 J	10	3.6 J
Chloroform	0.88	2.1	4.3	10
Benzene	0.88	0.52 J	2.8	1.7 J
Trichloroethene	0.88	0.19 J	4.7	1.0 J
4-Methyl-2-pentanone	0.88	4.2	3.6	17
Toluene	0.88	1.4	3.3	5.4
Ethyl Benzene	0.88	0.22 J	3.8	0.96 J
m,p-Xylene	0.88	0.72 J	3.8	3.1 J
o-Xylene	0.88	0.16 J	3.8	0.70 J
Cumene	0.88	1.0	4.3	5.2

Client Sample ID: VMP-11-8-012612

Lab ID#: 1201501A-12A

Compound	Rpt. Limit (ppbv)	Amount (ppbv)	Rpt. Limit (ug/m3)	Amount (ug/m3)
Freon 12	0.86	0.56 J	4.2	2.8 J
Ethanol	3.4	10	6.4	19
Acetone	3.4	3.1 J	8.1	7.5 J
2-Propanol	3.4	3.8	8.4	9.2

Air Toxics LTD.
Laboratory Services Since 1989

Summary of Detected Compounds
EPA METHOD TO-15 GC/MS FULL SCAN

Client Sample ID: VMP-11-8-012612

Lab ID#: 1201501A-12A

Methylene Chloride	0.86	0.85 J	3.0	2.9 J
2-Butanone (Methyl Ethyl Ketone)	3.4	1.2 J	10	3.5 J
Chloroform	0.86	1.9	4.2	9.4
Benzene	0.86	0.51 J	2.7	1.6 J
Trichloroethene	0.86	0.18 J	4.6	0.99 J
4-Methyl-2-pentanone	0.86	5.1	3.5	21
Toluene	0.86	1.2	3.2	4.5
m,p-Xylene	0.86	0.24 J	3.7	1.0 J
Cumene	0.86	0.97	4.2	4.8

Client Sample ID: VMP-11-29-012612

Lab ID#: 1201501A-13A

Compound	Rpt. Limit (ppbv)	Amount (ppbv)	Rpt. Limit (ug/m3)	Amount (ug/m3)
Freon 12	0.84	0.50 J	4.2	2.5 J
Ethanol	3.4	17	6.3	31
Acetone	3.4	2.1 J	8.0	4.9 J
2-Propanol	3.4	1.4 J	8.2	3.5 J
Methyl tert-butyl ether	0.84	2.4	3.0	8.7
2-Butanone (Methyl Ethyl Ketone)	3.4	0.42 J	9.9	1.2 J
Chloroform	0.84	5.0	4.1	24
Benzene	0.84	0.49 J	2.7	1.6 J
Trichloroethene	0.84	0.20 J	4.5	1.0 J
Bromodichloromethane	0.84	0.38 J	5.6	2.6 J
4-Methyl-2-pentanone	0.84	2.9	3.4	12
Toluene	0.84	0.74 J	3.2	2.8 J
Cumene	0.84	0.87	4.1	4.3
Isopentane	3.4	2.1 J	9.9	6.2 J

Client Sample ID: VMP-10-5-012512

Lab ID#: 1201501A-14A

Compound	Rpt. Limit (ppbv)	Amount (ppbv)	Rpt. Limit (ug/m3)	Amount (ug/m3)

Air Toxics LTD.
Laboratory Services Since 1989

Summary of Detected Compounds
EPA METHOD TO-15 GC/MS FULL SCAN

Client Sample ID: VMP-10-5-012512

Lab ID#: 1201501A-14A

Compound	Rpt. Limit (ppbv)	Amount (ppbv)	Rpt. Limit (ug/m3)	Amount (ug/m3)
Freon 12	0.88	0.50 J	4.3	2.5 J
Ethanol	3.5	8.8	6.6	17
Acetone	3.5	3.0 J	8.3	7.0 J
2-Propanol	3.5	0.96 J	8.6	2.4 J
Methylene Chloride	0.88	0.41 J	3.0	1.4 J
Hexane	0.88	0.80 J	3.1	2.8 J
2-Butanone (Methyl Ethyl Ketone)	3.5	1.1 J	10	3.3 J
Cyclohexane	0.88	0.19 J	3.0	0.67 J
2,2,4-Trimethylpentane	0.88	0.66 J	4.1	3.1 J
Benzene	0.88	5.7	2.8	18
Heptane	0.88	0.53 J	3.6	2.2 J
Trichloroethene	0.88	0.23 J	4.7	1.2 J
Bromodichloromethane	0.88	0.13 J	5.9	0.86 J
4-Methyl-2-pentanone	0.88	6.7	3.6	27
Toluene	0.88	0.99	3.3	3.7
Tetrachloroethene	0.88	0.27 J	5.9	1.8 J
m,p-Xylene	0.88	0.20 J	3.8	0.89 J
Cumene	0.88	0.30 J	4.3	1.5 J
Butane	3.5	2.5 J	8.3	5.9 J
Isopentane	3.5	2.4 J	10	7.2 J

Client Sample ID: VMP-10-10-012512

Lab ID#: 1201501A-I5A

Compound	Rpt. Limit (ppbv)	Amount (ppbv)	Rpt. Limit (ug/m3)	Amount (ug/m3)
Freon 12	0.88	0.64 J	4.3	3.2 J
Ethanol	3.5	15	6.6	28 J
Acetone	3.5	7.3	8.3	17
2-Propanol	3.5	2.9 J	8.6	7.2 J
Methylene Chloride	0.88	1.0	3.0	3.5
2-Butanone (Methyl Ethyl Ketone)	3.5	4.8	10	14

Air Toxics LTD.
Laboratory Services Since 1989

Summary of Detected Compounds
EPA METHOD TO-15 GC/MS FULL SCAN

Client Sample ID: VMP-10-10-012512

Lab ID#: 1201501A-15A

Tetrahydrofuran	0.88	3.7	2.6	11
Benzene	0.88	1.3	2.8	4.2 J
Trichloroethene	0.88	0.26 J	4.7	1.4 J
4-Methyl-2-pentanone	0.88	0.32 J	3.6	1.3 J
Toluene	0.88	0.90	3.3	3.4
m,p-Xylene	0.88	0.34 J	3.8	1.5 J
o-Xylene	0.88	0.16 J	3.8	0.71 J
Cumene	0.88	0.82 J	4.3	4.0 J
Propylbenzene	0.88	0.50 J	4.3	2.5 J
Isopentane	3.5	0.57 J	10	1.7 J

Client Sample ID: VMP-10-10-012512-DUP

Lab ID#: 1201501A-16A

Compound	Rpt. Limit (ppbv)	Amount (ppbv)	Rpt. Limit (ug/m3)	Amount (ug/m3)
Freon 12	0.92	0.52 J	4.5	2.6 J
Ethanol	3.7	7.0	6.9	13
Acetone	3.7	8.3	8.7	20
2-Propanol	3.7	2.7 J	9.0	6.6 J
Methylene Chloride	0.92	0.72 J	3.2	2.5 J
Hexane	0.92	0.26 J	3.2	0.92 J
2-Butanone (Methyl Ethyl Ketone)	3.7	5.1	11	15
Tetrahydrofuran	0.92	3.9	2.7	12
Cyclohexane	0.92	0.85 J	3.1	2.9 J
2,2,4-Trimethylpentane	0.92	1.7	4.3	8.0
Benzene	0.92	15	2.9	48
Trichloroethene	0.92	0.27 J	4.9	1.4 J
Bromodichloromethane	0.92	0.10 J	6.1	0.70 J
4-Methyl-2-pentanone	0.92	0.42 J	3.7	1.7 J
Toluene	0.92	0.84 J	3.4	3.2 J
m,p-Xylene	0.92	0.36 J	4.0	1.6 J
o-Xylene	0.92	0.20 J	4.0	0.87 J
Cumene	0.92	0.35 J	4.5	1.7 J

Air Toxics LTD.
Laboratory Services Since 1989

Summary of Detected Compounds
EPA METHOD TO-15 GC/MS FULL SCAN

Client Sample ID: VMP-10-10-012512-DUP

Lab ID#: 1201501A-16A

Propylbenzene	0.92	0.20 J	4.5	0.99 J
4-Ethyltoluene	0.92	0.22 J	4.5	1.1 J
1,2,4-Trimethylbenzene	0.92	0.24 J	4.5	1.2 J
1,2-Dichlorobenzene	0.92	0.24 J	5.5	1.5 J
Butane	3.7	11	8.7	26 J
Isopentane	3.7	27	11	81 J

Client Sample ID: VMP-10-20-012612

Lab ID#: 1201501A-17A

Compound	Rpt. Limit (ppbv)	Amount (ppbv)	Rpt. Limit (ug/m3)	Amount (ug/m3)
Freon 12	0.84	0.49 J	4.2	2.4 J
Ethanol	3.4	2.4 J	6.3	4.6 J
Acetone	3.4	13	8.0	31
2-Propanol	3.4	0.98 J	8.2	2.4 J
Methylene Chloride	0.84	0.090 J	2.9	0.31 J
Hexane	0.84	3.1	3.0	11
2-Butanone (Methyl Ethyl Ketone)	3.4	9.5	9.9	28
Tetrahydrofuran	0.84	6.8	2.5	20
Cyclohexane	0.84	1.8	2.9	6.2
2,2,4-Trimethylpentane	0.84	3.2	3.9	15
Benzene	0.84	21	2.7	66
Heptane	0.84	0.64 J	3.4	2.6 J
Trichloroethene	0.84	0.19 J	4.5	1.0 J
Bromodichloromethane	0.84	0.14 J	5.6	0.95 J
4-Methyl-2-pentanone	0.84	0.56 J	3.4	2.3 J
Toluene	0.84	1.5	3.2	5.6
m,p-Xylene	0.84	0.32 J	3.6	1.4 J
o-Xylene	0.84	0.097 J	3.6	0.42 J
Cumene	0.84	0.19 J	4.1	0.95 J
Butane	3.4	4.3	8.0	10
Isopentane	3.4	16	9.9	48

Air Toxics LTD.
Laboratory Services Since 1989

Summary of Detected Compounds
EPA METHOD TO-15 GC/MS FULL SCAN

Client Sample ID: VMP-10-30-012512 Results from this sample are not usable, please see Section 1.0 of Data Review.

Lab ID#: 1201501A-18A

Compound	Rpt. Limit (ppbv)	Amount (ppbv)	Rpt. Limit (ug/m3)	Amount (ug/m3)
Freon 12	0.84	0.29 J	4.2	1.4 J
Ethanol	3.4	10	6.3	19
Acetone	3.4	15	8.0	36
2-Propanol	3.4	3.4	8.2	8.5
Methylene Chloride	0.84	0.55 J	2.9	1.9 J
Hexane	0.84	3.9	3.0	14
2-Butanone (Methyl Ethyl Ketone)	3.4	3.0 J	9.9	8.9 J
Tetrahydrofuran	0.84	2.6	2.5	7.7
Cyclohexane	0.84	1.7	2.9	5.8
2,2,4-Trimethylpentane	0.84	2.5	3.9	12
Benzene	0.84	31	2.7	100
Heptane	0.84	1.1	3.4	4.5
4-Methyl-2-pentanone	0.84	13	3.4	53
Toluene	0.84	1.5	3.2	5.7
Tetrachloroethene	0.84	0.30 J	5.7	2.0 J
Cumene	0.84	0.62 J	4.1	3.0 J
Butane	3.4	3.6	8.0	8.5
Isopentane	3.4	9.3	9.9	27

Client Sample ID: VMP-13-10.5-012712

Lab ID#: 1201501A-19A

Compound	Rpt. Limit (ppbv)	Amount (ppbv)	Rpt. Limit (ug/m3)	Amount (ug/m3)
Freon 12	2.4	0.48 J	12	2.4 J
Ethanol	9.8	4.5 J	18	8.4 J
Acetone	9.8	8.5 J	23	20 J
Hexane	2.4	16	8.6	57 J
Cyclohexane	2.4	8.4	8.4	29
2,2,4-Trimethylpentane	2.4	11	11	52
Benzene	2.4	830	7.8	2600 J
Heptane	2.4	3.6	10	15

Air Toxics LTD.
Laboratory Services Since 1989

Summary of Detected Compounds
EPA METHOD TO-15 GC/MS FULL SCAN

Client Sample ID: VMP-13-10.5-012712

Lab ID#: 1201501A-19A

4-Methyl-2-pentanone	2.4	3.2	10	13
Toluene	2.4	1.2 J	9.2	4.6 J
Cumene	2.4	1.2 J	12	5.8 J
Butane	9.8	21	23	50
Isopentane	9.8	46	29	130 J

Client Sample ID: VMP-13-10.5-012712-DUP

Lab ID#: 1201501A-20A

Compound	Rpt. Limit (ppbv)	Amount (ppbv)	Rpt. Limit (ug/m3)	Amount (ug/m3)
Hexane	3.5	25	12	88 J
Cyclohexane	3.5	12	12	43
2,2,4-Trimethylpentane	3.5	17	16	80
Benzene	3.5	1200	11	3900 J
Heptane	3.5	5.8	14	24
4-Methyl-2-pentanone	3.5	3.8	14	15
Toluene	3.5	1.2 J	13	4.7 J
Cumene	3.5	1.3 J	17	6.5 J
Butane	14	34	33	80
Isopentane	14	82	41	240 J

Air Toxics LTD.
Laboratory Services Since 1989

Client Sample ID: VMP-24-5-012512

Lab ID#: 1201501A-01A

EPA METHOD TO-15 GC/MS FULL SCAN

File Name:	3020126	Date of Collection:	1/25/12 9:50:00 AM
Dil. Factor:	1.61	Date of Analysis:	2/1/12 08:16 PM

Compound	Rpt. Limit (ppbv)	Amount (ppbv)	Rpt. Limit (ug/m3)	Amount (ug/m3)
Freon 12	0.80	0.54 J	4.0	2.6 J
Freon 114	0.80	Not Detected	5.6	Not Detected
Chloromethane	3.2	Not Detected	6.6	Not Detected
Vinyl Chloride	0.80	Not Detected	2.0	Not Detected
1,3-Butadiene	0.80	Not Detected	1.8	Not Detected
Bromomethane	0.80	Not Detected	3.1	Not Detected
Chloroethane	3.2	Not Detected	8.5	Not Detected
Freon 11	0.80	0.26 J	4.5	1.4 J
Ethanol	3.2	3.7	6.1	7.0
Freon 113	0.80	Not Detected	6.2	Not Detected
1,1-Dichloroethene	0.80	Not Detected	3.2	Not Detected
Acetone	3.2	3.8	7.6	9.0
2-Propanol	3.2	4.6	7.9	11
Carbon Disulfide	3.2	Not Detected	10	Not Detected
3-Chloropropene	3.2	Not Detected	10	Not Detected
Methylene Chloride	0.80	0.32 J	2.8	1.1 J
Methyl tert-butyl ether	0.80	Not Detected	2.9	Not Detected
trans-1,2-Dichloroethene	0.80	Not Detected	3.2	Not Detected
Hexane	0.80	Not Detected	2.8	Not Detected
1,1-Dichloroethane	0.80	Not Detected	3.2	Not Detected
2-Butanone (Methyl Ethyl Ketone)	3.2	1.5 J	9.5	4.5 J
cis-1,2-Dichloroethene	0.80	Not Detected	3.2	Not Detected
Tetrahydrofuran	0.80	0.24 J	2.4	0.72 J
Chloroform	0.80	Not Detected	3.9	Not Detected
1,1,1-Trichloroethane	0.80	Not Detected	4.4	Not Detected
Cyclohexane	0.80	Not Detected	2.8	Not Detected
Carbon Tetrachloride	0.80	Not Detected	5.1	Not Detected
2,2,4-Trimethylpentane	0.80	Not Detected	3.8	Not Detected
Benzene	0.80	0.41 J	2.6	1.3 J
1,2-Dichloroethane	0.80	Not Detected	3.2	Not Detected
Heptane	0.80	Not Detected	3.3	Not Detected
Trichloroethene	0.80	0.16 J	4.3	0.84 J
1,2-Dichloropropane	0.80	Not Detected	3.7	Not Detected
1,4-Dioxane	3.2	Not Detected	12	Not Detected
Bromodichloromethane	0.80	0.12 J	5.4	0.82 J
cis-1,3-Dichloropropene	0.80	Not Detected	3.6	Not Detected
4-Methyl-2-pentanone	0.80	4.3	3.3	18
Toluene	0.80	3.0	3.0	11
trans-1,3-Dichloropropene	0.80	Not Detected	3.6	Not Detected
1,1,2-Trichloroethane	0.80	Not Detected	4.4	Not Detected
Tetrachloroethene	0.80	Not Detected	5.5	Not Detected

Air Toxics LTD.
Laboratory Services Since 1989

Client Sample ID: VMP-24-5-012512

Lab ID#: 1201501A-01A

EPA METHOD TO-15 GC/MS FULL SCAN

File Name:	**3020126**	**Date of Collection:**	**1/25/12 9:50:00 AM**
Dil. Factor:	**1.61**	**Date of Analysis:**	**2/1/12 08:16 PM**

Compound	Rpt. Limit (ppbv)	Amount (ppbv)	Rpt. Limit (ug/m3)	Amount (ug/m3)
2-Hexanone	3.2	Not Detected	13	Not Detected
Dibromochloromethane	0.80	Not Detected	6.8	Not Detected
1,2-Dibromoethane (EDB)	0.80	Not Detected	6.2	Not Detected
Chlorobenzene	0.80	Not Detected	3.7	Not Detected
Ethyl Benzene	0.80	0.54 J	3.5	2.3 J
m,p-Xylene	0.80	1.4	3.5	6.2
o-Xylene	0.80	0.23 J	3.5	1.0 J
Styrene	0.80	Not Detected	3.4	Not Detected
Bromoform	0.80	Not Detected	8.3	Not Detected
Cumene	0.80	0.90	4.0	4.4
1,1,2,2-Tetrachloroethane	0.80	Not Detected	5.5	Not Detected
Propylbenzene	0.80	Not Detected	4.0	Not Detected
4-Ethyltoluene	0.80	Not Detected	4.0	Not Detected
1,3,5-Trimethylbenzene	0.80	Not Detected	4.0	Not Detected
1,2,4-Trimethylbenzene	0.80	Not Detected	4.0	Not Detected
1,3-Dichlorobenzene	0.80	Not Detected	4.8	Not Detected
1,4-Dichlorobenzene	0.80	Not Detected	4.8	Not Detected
alpha-Chlorotoluene	0.80	Not Detected	4.2	Not Detected
1,2-Dichlorobenzene	0.80	Not Detected	4.8	Not Detected
1,2,4-Trichlorobenzene	3.2	Not Detected	24	Not Detected
Hexachlorobutadiene	3.2	Not Detected	34	Not Detected
Butane	3.2	1.4 J	7.6	3.2 J
Isopentane	3.2	1.3 J	9.5	3.7 J

J = Estimated value.

Container Type: 1 Liter Summa Canister

Surrogates	%Recovery	Method Limits
Toluene-d8	111	70-130
1,2-Dichloroethane-d4	120	70-130
4-Bromofluorobenzene	99	70-130

Air Toxics LTD.
Laboratory Services Since 1989

Client Sample ID: VMP-24-10-012512

Lab ID#: 1201501A-02A

EPA METHOD TO-15 GC/MS FULL SCAN

File Name:	3020127	Date of Collection:	1/25/12 10:54:00 AM
Dil. Factor:	1.55	Date of Analysis:	2/1/12 08:44 PM

Compound	Rpt. Limit (ppbv)	Amount (ppbv)	Rpt. Limit (ug/m3)	Amount (ug/m3)
Freon 12	0.78	0.50 J	3.8	2.4 J
Freon 114	0.78	Not Detected	5.4	Not Detected
Chloromethane	3.1	Not Detected	6.4	Not Detected
Vinyl Chloride	0.78	Not Detected	2.0	Not Detected
1,3-Butadiene	0.78	Not Detected	1.7	Not Detected
Bromomethane	0.78	Not Detected	3.0	Not Detected
Chloroethane	3.1	Not Detected	8.2	Not Detected
Freon 11	0.78	0.28 J	4.4	1.6 J
Ethanol	3.1	4.7	5.8	8.8
Freon 113	0.78	Not Detected	5.9	Not Detected
1,1-Dichloroethene	0.78	Not Detected	3.1	Not Detected
Acetone	3.1	3.1	7.4	7.3
2-Propanol	3.1	2.2 J	7.6	5.4 J
Carbon Disulfide	3.1	Not Detected	9.6	Not Detected
3-Chloropropene	3.1	Not Detected	9.7	Not Detected
Methylene Chloride	0.78	1.7	2.7	6.0
Methyl tert-butyl ether	0.78	Not Detected	2.8	Not Detected
trans-1,2-Dichloroethene	0.78	Not Detected	3.1	Not Detected
Hexane	0.78	Not Detected	2.7	Not Detected
1,1-Dichloroethane	0.78	Not Detected	3.1	Not Detected
2-Butanone (Methyl Ethyl Ketone)	3.1	1.1 J	9.1	3.2 J
cis-1,2-Dichloroethene	0.78	Not Detected	3.1	Not Detected
Tetrahydrofuran	0.78	Not Detected	2.3	Not Detected
Chloroform	0.78	Not Detected	3.8	Not Detected
1,1,1-Trichloroethane	0.78	Not Detected	4.2	Not Detected
Cyclohexane	0.78	Not Detected	2.7	Not Detected
Carbon Tetrachloride	0.78	Not Detected	4.9	Not Detected
2,2,4-Trimethylpentane	0.78	0.33 J	3.6	1.5 J
Benzene	0.78	0.19 J	2.5	0.61 J
1,2-Dichloroethane	0.78	Not Detected	3.1	Not Detected
Heptane	0.78	0.20 J	3.2	0.83 J
Trichloroethene	0.78	0.16 J	4.2	0.87 J
1,2-Dichloropropane	0.78	Not Detected	3.6	Not Detected
1,4-Dioxane	3.1	Not Detected	11	Not Detected
Bromodichloromethane	0.78	0.11 J	5.2	0.74 J
cis-1,3-Dichloropropene	0.78	Not Detected	3.5	Not Detected
4-Methyl-2-pentanone	0.78	3.1	3.2	13
Toluene	0.78	1.2	2.9	4.5
trans-1,3-Dichloropropene	0.78	Not Detected	3.5	Not Detected
1,1,2-Trichloroethane	0.78	Not Detected	4.2	Not Detected
Tetrachloroethene	0.78	Not Detected	5.2	Not Detected

Air Toxics LTD.
Laboratory Services Since 1989

Client Sample ID: VMP-24-10-012512

Lab ID#: 1201501A-02A

EPA METHOD TO-15 GC/MS FULL SCAN

File Name:	**3020127**	**Date of Collection:**	**1/25/12 10:54:00 AM**
Dil. Factor:	**1.55**	**Date of Analysis:**	**2/1/12 08:44 PM**

Compound	Rpt. Limit (ppbv)	Amount (ppbv)	Rpt. Limit (ug/m3)	Amount (ug/m3)
2-Hexanone	3.1	Not Detected	13	Not Detected
Dibromochloromethane	0.78	Not Detected	6.6	Not Detected
1,2-Dibromoethane (EDB)	0.78	Not Detected	6.0	Not Detected
Chlorobenzene	0.78	Not Detected	3.6	Not Detected
Ethyl Benzene	0.78	0.77 J	3.4	3.3 J
m,p-Xylene	0.78	1.8	3.4	7.8
o-Xylene	0.78	0.48 J	3.4	2.1 J
Styrene	0.78	Not Detected	3.3	Not Detected
Bromoform	0.78	Not Detected	8.0	Not Detected
Cumene	0.78	0.75 J	3.8	3.7 J
1,1,2,2-Tetrachloroethane	0.78	Not Detected	5.3	Not Detected
Propylbenzene	0.78	0.083 J	3.8	0.41 J
4-Ethyltoluene	0.78	Not Detected	3.8	Not Detected
1,3,5-Trimethylbenzene	0.78	Not Detected	3.8	Not Detected
1,2,4-Trimethylbenzene	0.78	Not Detected	3.8	Not Detected
1,3-Dichlorobenzene	0.78	Not Detected	4.6	Not Detected
1,4-Dichlorobenzene	0.78	Not Detected	4.6	Not Detected
alpha-Chlorotoluene	0.78	Not Detected	4.0	Not Detected
1,2-Dichlorobenzene	0.78	Not Detected	4.6	Not Detected
1,2,4-Trichlorobenzene	3.1	Not Detected	23	Not Detected
Hexachlorobutadiene	3.1	Not Detected	33	Not Detected
Butane	3.1	Not Detected	7.4	Not Detected
Isopentane	3.1	0.52 J	9.1	1.5 J

J = Estimated value.

Container Type: 1 Liter Summa Canister

Surrogates	%Recovery	Method Limits
Toluene-d8	111	70-130
1,2-Dichloroethane-d4	118	70-130
4-Bromofluorobenzene	103	70-130

Air Toxics LTD.
Laboratory Services Since 1989

Client Sample ID: VMP-24-22-012512

Lab ID#: 1201501A-03A

EPA METHOD TO-15 GC/MS FULL SCAN

File Name:	3020125	Date of Collection:	1/25/12 2:36:00 PM
Dil. Factor:	1.64	Date of Analysis:	2/1/12 07:44 PM

Compound	Rpt. Limit (ppbv)	Amount (ppbv)	Rpt. Limit (ug/m3)	Amount (ug/m3)
Freon 12	0.82	0.53 J	4.0	2.6 J
Freon 114	0.82	Not Detected	5.7	Not Detected
Chloromethane	3.3	Not Detected	6.8	Not Detected
Vinyl Chloride	0.82	Not Detected	2.1	Not Detected
1,3-Butadiene	0.82	Not Detected	1.8	Not Detected
Bromomethane	0.82	Not Detected	3.2	Not Detected
Chloroethane	3.3	Not Detected	8.6	Not Detected
Freon 11	0.82	0.40 J	4.6	2.2 J
Ethanol	3.3	12	6.2	23
Freon 113	0.82	Not Detected	6.3	Not Detected
1,1-Dichloroethene	0.82	Not Detected	3.2	Not Detected
Acetone	3.3	4.8	7.8	12
2-Propanol	3.3	3.2 J	8.1	7.8 J
Carbon Disulfide	3.3	Not Detected	10	Not Detected
3-Chloropropene	3.3	Not Detected	10	Not Detected
Methylene Chloride	0.82	0.30 J	2.8	1.0 J
Methyl tert-butyl ether	0.82	Not Detected	3.0	Not Detected
trans-1,2-Dichloroethene	0.82	Not Detected	3.2	Not Detected
Hexane	0.82	Not Detected	2.9	Not Detected
1,1-Dichloroethane	0.82	Not Detected	3.3	Not Detected
2-Butanone (Methyl Ethyl Ketone)	3.3	1.6 J	9.7	4.6 J
cis-1,2-Dichloroethene	0.82	Not Detected	3.2	Not Detected
Tetrahydrofuran	0.82	Not Detected	2.4	Not Detected
Chloroform	0.82	Not Detected	4.0	Not Detected
1,1,1-Trichloroethane	0.82	Not Detected	4.5	Not Detected
Cyclohexane	0.82	Not Detected	2.8	Not Detected
Carbon Tetrachloride	0.82	Not Detected	5.2	Not Detected
2,2,4-Trimethylpentane	0.82	Not Detected	3.8	Not Detected
Benzene	0.82	0.25 J	2.6	0.79 J
1,2-Dichloroethane	0.82	Not Detected	3.3	Not Detected
Heptane	0.82	Not Detected	3.4	Not Detected
Trichloroethene	0.82	Not Detected	4.4	Not Detected
1,2-Dichloropropane	0.82	Not Detected	3.8	Not Detected
1,4-Dioxane	3.3	Not Detected	12	Not Detected
Bromodichloromethane	0.82	0.10 J	5.5	0.69 J
cis-1,3-Dichloropropene	0.82	Not Detected	3.7	Not Detected
4-Methyl-2-pentanone	0.82	4.3	3.4	18
Toluene	0.82	0.90	3.1	3.4
trans-1,3-Dichloropropene	0.82	Not Detected	3.7	Not Detected
1,1,2-Trichloroethane	0.82	Not Detected	4.5	Not Detected
Tetrachloroethene	0.82	Not Detected	5.6	Not Detected

Air Toxics LTD.
Laboratory Services Since 1989

Client Sample ID: VMP-24-22-012512

Lab ID#: 1201501A-03A

EPA METHOD TO-15 GC/MS FULL SCAN

File Name:	**3020125**	**Date of Collection:**	**1/25/12 2:36:00 PM**
Dil. Factor:	**1.64**	**Date of Analysis:**	**2/1/12 07:44 PM**

Compound	Rpt. Limit (ppbv)	Amount (ppbv)	Rpt. Limit (ug/m3)	Amount (ug/m3)
2-Hexanone	3.3	Not Detected	13	Not Detected
Dibromochloromethane	0.82	Not Detected	7.0	Not Detected
1,2-Dibromoethane (EDB)	0.82	Not Detected	6.3	Not Detected
Chlorobenzene	0.82	Not Detected	3.8	Not Detected
Ethyl Benzene	0.82	Not Detected	3.6	Not Detected
m,p-Xylene	0.82	0.26 J	3.6	1.1 J
o-Xylene	0.82	Not Detected	3.6	Not Detected
Styrene	0.82	Not Detected	3.5	Not Detected
Bromoform	0.82	Not Detected	8.5	Not Detected
Cumene	0.82	1.0	4.0	5.0
1,1,2,2-Tetrachloroethane	0.82	Not Detected	5.6	Not Detected
Propylbenzene	0.82	Not Detected	4.0	Not Detected
4-Ethyltoluene	0.82	Not Detected	4.0	Not Detected
1,3,5-Trimethylbenzene	0.82	Not Detected	4.0	Not Detected
1,2,4-Trimethylbenzene	0.82	Not Detected	4.0	Not Detected
1,3-Dichlorobenzene	0.82	Not Detected	4.9	Not Detected
1,4-Dichlorobenzene	0.82	Not Detected	4.9	Not Detected
alpha-Chlorotoluene	0.82	Not Detected	4.2	Not Detected
1,2-Dichlorobenzene	0.82	Not Detected	4.9	Not Detected
1,2,4-Trichlorobenzene	3.3	Not Detected	24	Not Detected
Hexachlorobutadiene	3.3	Not Detected	35	Not Detected
Butane	3.3	Not Detected	7.8	Not Detected
Isopentane	3.3	Not Detected	9.7	Not Detected

J = Estimated value.

Container Type: 1 Liter Summa Canister

Surrogates	%Recovery	Method Limits
Toluene-d8	111	70-130
1,2-Dichloroethane-d4	118	70-130
4-Bromofluorobenzene	99	70-130

Air Toxics LTD.
Laboratory Services Since 1989

Client Sample ID: VMP-24-34-012512

Lab ID#: 1201501A-04A

EPA METHOD TO-15 GC/MS FULL SCAN

File Name:	3020107	Date of Collection:	1/25/12 3:44:00 PM
Dil. Factor:	1.68	Date of Analysis:	2/1/12 12:05 PM

Compound	Rpt. Limit (ppbv)	Amount (ppbv)	Rpt. Limit (ug/m3)	Amount (ug/m3)
Freon 12	0.84	0.63 J	4.2	3.1 J
Freon 114	0.84	Not Detected	5.9	Not Detected
Chloromethane	3.4	Not Detected	6.9	Not Detected
Vinyl Chloride	0.84	Not Detected	2.1	Not Detected
1,3-Butadiene	0.84	Not Detected	1.8	Not Detected
Bromomethane	0.84	Not Detected	3.3	Not Detected
Chloroethane	3.4	Not Detected	8.9	Not Detected
Freon 11	0.84	0.49 J	4.7	2.7 J
Ethanol	3.4	8.3	6.3	16
Freon 113	0.84	Not Detected	6.4	Not Detected
1,1-Dichloroethene	0.84	Not Detected	3.3	Not Detected
Acetone	3.4	3.2 J	8.0	7.5 J
2-Propanol	3.4	3.4	8.2	8.4
Carbon Disulfide	3.4	Not Detected	10	Not Detected
3-Chloropropene	3.4	Not Detected	10	Not Detected
Methylene Chloride	0.84	0.37 J	2.9	1.3 J
Methyl tert-butyl ether	0.84	Not Detected	3.0	Not Detected
trans-1,2-Dichloroethene	0.84	Not Detected	3.3	Not Detected
Hexane	0.84	Not Detected	3.0	Not Detected
1,1-Dichloroethane	0.84	Not Detected	3.4	Not Detected
2-Butanone (Methyl Ethyl Ketone)	3.4	2.2 J	9.9	6.5 J
cis-1,2-Dichloroethene	0.84	Not Detected	3.3	Not Detected
Tetrahydrofuran	0.84	Not Detected	2.5	Not Detected
Chloroform	0.84	0.19 J	4.1	0.92 J
1,1,1-Trichloroethane	0.84	Not Detected	4.6	Not Detected
Cyclohexane	0.84	Not Detected	2.9	Not Detected
Carbon Tetrachloride	0.84	Not Detected	5.3	Not Detected
2,2,4-Trimethylpentane	0.84	Not Detected	3.9	Not Detected
Benzene	0.84	0.16 J	2.7	0.51 J
1,2-Dichloroethane	0.84	Not Detected	3.4	Not Detected
Heptane	0.84	Not Detected	3.4	Not Detected
Trichloroethene	0.84	0.27 J	4.5	1.4 J
1,2-Dichloropropane	0.84	Not Detected	3.9	Not Detected
1,4-Dioxane	3.4	Not Detected	12	Not Detected
Bromodichloromethane	0.84	0.16 J	5.6	1.0 J
cis-1,3-Dichloropropene	0.84	Not Detected	3.8	Not Detected
4-Methyl-2-pentanone	0.84	8.6	3.4	35
Toluene	0.84	1.3	3.2	5.1
trans-1,3-Dichloropropene	0.84	Not Detected	3.8	Not Detected
1,1,2-Trichloroethane	0.84	Not Detected	4.6	Not Detected
Tetrachloroethene	0.84	Not Detected	5.7	Not Detected

Air Toxics LTD.
Laboratory Services Since 1989

Client Sample ID: VMP-24-34-012512

Lab ID#: 1201501A-04A

EPA METHOD TO-15 GC/MS FULL SCAN

File Name:	**3020107**	**Date of Collection:**	**1/25/12 3:44:00 PM**
Dil. Factor:	**1.68**	**Date of Analysis:**	**2/1/12 12:05 PM**

Compound	Rpt. Limit (ppbv)	Amount (ppbv)	Rpt. Limit (ug/m3)	Amount (ug/m3)
2-Hexanone	3.4	Not Detected	14	Not Detected
Dibromochloromethane	0.84	Not Detected	7.2	Not Detected
1,2-Dibromoethane (EDB)	0.84	Not Detected	6.4	Not Detected
Chlorobenzene	0.84	Not Detected	3.9	Not Detected
Ethyl Benzene	0.84	Not Detected	3.6	Not Detected
m,p-Xylene	0.84	0.31 J	3.6	1.3 J
o-Xylene	0.84	0.12 J	3.6	0.53 J
Styrene	0.84	Not Detected	3.6	Not Detected
Bromoform	0.84	Not Detected	8.7	Not Detected
Cumene	0.84	1.3	4.1	6.3
1,1,2,2-Tetrachloroethane	0.84	Not Detected	5.8	Not Detected
Propylbenzene	0.84	Not Detected	4.1	Not Detected
4-Ethyltoluene	0.84	Not Detected	4.1	Not Detected
1,3,5-Trimethylbenzene	0.84	Not Detected	4.1	Not Detected
1,2,4-Trimethylbenzene	0.84	Not Detected	4.1	Not Detected
1,3-Dichlorobenzene	0.84	0.19 J	5.0	1.1 J
1,4-Dichlorobenzene	0.84	0.21 J	5.0	1.3 J
alpha-Chlorotoluene	0.84	Not Detected	4.3	Not Detected
1,2-Dichlorobenzene	0.84	Not Detected	5.0	Not Detected
1,2,4-Trichlorobenzene	3.4	0.61 J	25	4.5 J
Hexachlorobutadiene	3.4	Not Detected	36	Not Detected
Butane	3.4	Not Detected	8.0	Not Detected
Isopentane	3.4	0.97 J	9.9	2.9 J

J = Estimated value.

Container Type: 1 Liter Summa Canister

Surrogates	%Recovery	Method Limits
Toluene-d8	115	70-130
1,2-Dichloroethane-d4	118	70-130
4-Bromofluorobenzene	102	70-130

Air Toxics LTD.
Laboratory Services Since 1989

Client Sample ID: VMP-23-5-012512

Lab ID#: 1201501A-05A

EPA METHOD TO-15 GC/MS FULL SCAN

File Name:	3020108	Date of Collection:	1/25/12 10:26:00 AM
Dil. Factor:	1.58	Date of Analysis:	2/1/12 12:36 PM

Compound	Rpt. Limit (ppbv)	Amount (ppbv)	Rpt. Limit (ug/m3)	Amount (ug/m3)
Freon 12	0.79	0.54 J	3.9	2.7 J
Freon 114	0.79	Not Detected	5.5	Not Detected
Chloromethane	3.2	Not Detected	6.5	Not Detected
Vinyl Chloride	0.79	Not Detected	2.0	Not Detected
1,3-Butadiene	0.79	Not Detected	1.7	Not Detected
Bromomethane	0.79	Not Detected	3.1	Not Detected
Chloroethane	3.2	Not Detected	8.3	Not Detected
Freon 11	0.79	Not Detected	4.4	Not Detected
Ethanol	3.2	6.9	6.0	13
Freon 113	0.79	Not Detected	6.0	Not Detected
1,1-Dichloroethene	0.79	Not Detected	3.1	Not Detected
Acetone	3.2	7.9	7.5	19
2-Propanol	3.2	0.72 J	7.8	1.8 J
Carbon Disulfide	3.2	Not Detected	9.8	Not Detected
3-Chloropropene	3.2	Not Detected	9.9	Not Detected
Methylene Chloride	0.79	0.42 J	2.7	1.5 J
Methyl tert-butyl ether	0.79	Not Detected	2.8	Not Detected
trans-1,2-Dichloroethene	0.79	Not Detected	3.1	Not Detected
Hexane	0.79	0.69 J	2.8	2.4 J
1,1-Dichloroethane	0.79	Not Detected	3.2	Not Detected
2-Butanone (Methyl Ethyl Ketone)	3.2	1.6 J	9.3	4.8 J
cis-1,2-Dichloroethene	0.79	Not Detected	3.1	Not Detected
Tetrahydrofuran	0.79	Not Detected	2.3	Not Detected
Chloroform	0.79	0.46 J	3.8	2.2 J
1,1,1-Trichloroethane	0.79	Not Detected	4.3	Not Detected
Cyclohexane	0.79	0.66 J	2.7	2.2 J
Carbon Tetrachloride	0.79	Not Detected	5.0	Not Detected
2,2,4-Trimethylpentane	0.79	9.4	3.7	44
Benzene	0.79	7.2	2.5	23
1,2-Dichloroethane	0.79	Not Detected	3.2	Not Detected
Heptane	0.79	0.47 J	3.2	1.9 J
Trichloroethene	0.79	0.26 J	4.2	1.4 J
1,2-Dichloropropane	0.79	Not Detected	3.6	Not Detected
1,4-Dioxane	3.2	Not Detected	11	Not Detected
Bromodichloromethane	0.79	0.22 J	5.3	1.5 J
cis-1,3-Dichloropropene	0.79	Not Detected	3.6	Not Detected
4-Methyl-2-pentanone	0.79	4.1	3.2	17
Toluene	0.79	1.1	3.0	4.3
trans-1,3-Dichloropropene	0.79	Not Detected	3.6	Not Detected
1,1,2-Trichloroethane	0.79	Not Detected	4.3	Not Detected
Tetrachloroethene	0.79	0.31 J	5.4	2.1 J

Air Toxics LTD.
Laboratory Services Since 1989

Client Sample ID: VMP-23-5-012512

Lab ID#: 1201501A-05A

EPA METHOD TO-15 GC/MS FULL SCAN

File Name:	**3020108**	**Date of Collection:**	**1/25/12 10:26:00 AM**
Dil. Factor:	**1.58**	**Date of Analysis:**	**2/1/12 12:36 PM**

Compound	Rpt. Limit (ppbv)	Amount (ppbv)	Rpt. Limit (ug/m3)	Amount (ug/m3)
2-Hexanone	3.2	Not Detected	13	Not Detected
Dibromochloromethane	0.79	Not Detected	6.7	Not Detected
1,2-Dibromoethane (EDB)	0.79	Not Detected	6.1	Not Detected
Chlorobenzene	0.79	Not Detected	3.6	Not Detected
Ethyl Benzene	0.79	Not Detected	3.4	Not Detected
m,p-Xylene	0.79	0.37 J	3.4	1.6 J
o-Xylene	0.79	0.10 J	3.4	0.44 J
Styrene	0.79	Not Detected	3.4	Not Detected
Bromoform	0.79	Not Detected	8.2	Not Detected
Cumene	0.79	0.67 J	3.9	3.3 J
1,1,2,2-Tetrachloroethane	0.79	Not Detected	5.4	Not Detected
Propylbenzene	0.79	0.16 J	3.9	0.80 J
4-Ethyltoluene	0.79	0.33 J	3.9	1.6 J
1,3,5-Trimethylbenzene	0.79	0.20 J	3.9	0.97 J
1,2,4-Trimethylbenzene	0.79	0.25 J	3.9	1.2 J
1,3-Dichlorobenzene	0.79	Not Detected	4.8	Not Detected
1,4-Dichlorobenzene	0.79	0.20 J	4.8	1.2 J
alpha-Chlorotoluene	0.79	Not Detected	4.1	Not Detected
1,2-Dichlorobenzene	0.79	Not Detected	4.7	Not Detected
1,2,4-Trichlorobenzene	3.2	Not Detected	23	Not Detected
Hexachlorobutadiene	3.2	Not Detected	34	Not Detected
Butane	3.2	0.85 J	7.5	2.0 J
Isopentane	3.2	1.5 J	9.3	4.5 J

J = Estimated value.

Container Type: 1 Liter Summa Canister

Surrogates	%Recovery	Method Limits
Toluene-d8	108	70-130
1,2-Dichloroethane-d4	121	70-130
4-Bromofluorobenzene	104	70-130

Air Toxics LTD.
Laboratory Services Since 1989

Client Sample ID: VMP-23-10-012512

Lab ID#: 1201501A-06A

EPA METHOD TO-15 GC/MS FULL SCAN

File Name:	3020109	Date of Collection:	1/25/12 11:30:00 AM
Dil. Factor:	1.55	Date of Analysis:	2/1/12 12:57 PM

Compound	Rpt. Limit (ppbv)	Amount (ppbv)	Rpt. Limit (ug/m3)	Amount (ug/m3)
Freon 12	0.78	0.47 J	3.8	2.3 J
Freon 114	0.78	Not Detected	5.4	Not Detected
Chloromethane	3.1	Not Detected	6.4	Not Detected
Vinyl Chloride	0.78	Not Detected	2.0	Not Detected
1,3-Butadiene	0.78	Not Detected	1.7	Not Detected
Bromomethane	0.78	Not Detected	3.0	Not Detected
Chloroethane	3.1	Not Detected	8.2	Not Detected
Freon 11	0.78	0.24 J	4.4	1.4 J
Ethanol	3.1	8.6	5.8	16
Freon 113	0.78	Not Detected	5.9	Not Detected
1,1-Dichloroethene	0.78	Not Detected	3.1	Not Detected
Acetone	3.1	4.2	7.4	9.9
2-Propanol	3.1	2.6 J	7.6	6.4 J
Carbon Disulfide	3.1	Not Detected	9.6	Not Detected
3-Chloropropene	3.1	Not Detected	9.7	Not Detected
Methylene Chloride	0.78	1.1	2.7	3.7
Methyl tert-butyl ether	0.78	Not Detected	2.8	Not Detected
trans-1,2-Dichloroethene	0.78	Not Detected	3.1	Not Detected
Hexane	0.78	120	2.7	440
1,1-Dichloroethane	0.78	Not Detected	3.1	Not Detected
2-Butanone (Methyl Ethyl Ketone)	3.1	1.1 J	9.1	3.3 J
cis-1,2-Dichloroethene	0.78	Not Detected	3.1	Not Detected
Tetrahydrofuran	0.78	Not Detected	2.3	Not Detected
Chloroform	0.78	1.4	3.8	6.7
1,1,1-Trichloroethane	0.78	Not Detected	4.2	Not Detected
Cyclohexane	0.78	58	2.7	200
Carbon Tetrachloride	0.78	Not Detected	4.9	Not Detected
2,2,4-Trimethylpentane	0.78	190	3.6	880
Benzene	0.78	21	2.5	68
1,2-Dichloroethane	0.78	Not Detected	3.1	Not Detected
Heptane	0.78	48	3.2	200
Trichloroethene	0.78	Not Detected	4.2	Not Detected
1,2-Dichloropropane	0.78	Not Detected	3.6	Not Detected
1,4-Dioxane	3.1	Not Detected	11	Not Detected
Bromodichloromethane	0.78	Not Detected	5.2	Not Detected
cis-1,3-Dichloropropene	0.78	Not Detected	3.5	Not Detected
4-Methyl-2-pentanone	0.78	2.5	3.2	10
Toluene	0.78	4.5	2.9	17
trans-1,3-Dichloropropene	0.78	Not Detected	3.5	Not Detected
1,1,2-Trichloroethane	0.78	Not Detected	4.2	Not Detected
Tetrachloroethene	0.78	0.46 J	5.2	3.1 J

Air Toxics LTD.
Laboratory Services Since 1989

Client Sample ID: VMP-23-10-012512

Lab ID#: 1201501A-06A

EPA METHOD TO-15 GC/MS FULL SCAN

File Name:	**3020109**	**Date of Collection:**	**1/25/12 11:30:00 AM**
Dil. Factor:	**1.55**	**Date of Analysis:**	**2/1/12 12:57 PM**

Compound	Rpt. Limit (ppbv)	Amount (ppbv)	Rpt. Limit (ug/m3)	Amount (ug/m3)
2-Hexanone	3.1	Not Detected	13	Not Detected
Dibromochloromethane	0.78	Not Detected	6.6	Not Detected
1,2-Dibromoethane (EDB)	0.78	Not Detected	6.0	Not Detected
Chlorobenzene	0.78	Not Detected	3.6	Not Detected
Ethyl Benzene	0.78	0.87	3.4	3.8
m,p-Xylene	0.78	1.0	3.4	4.5
o-Xylene	0.78	0.18 J	3.4	0.80 J
Styrene	0.78	Not Detected	3.3	Not Detected
Bromoform	0.78	Not Detected	8.0	Not Detected
Cumene	0.78	0.48 J	3.8	2.4 J
1,1,2,2-Tetrachloroethane	0.78	Not Detected	5.3	Not Detected
Propylbenzene	0.78	0.096 J	3.8	0.47 J
4-Ethyltoluene	0.78	Not Detected	3.8	Not Detected
1,3,5-Trimethylbenzene	0.78	Not Detected	3.8	Not Detected
1,2,4-Trimethylbenzene	0.78	0.14 J	3.8	0.70 J
1,3-Dichlorobenzene	0.78	Not Detected	4.6	Not Detected
1,4-Dichlorobenzene	0.78	Not Detected	4.6	Not Detected
alpha-Chlorotoluene	0.78	Not Detected	4.0	Not Detected
1,2-Dichlorobenzene	0.78	Not Detected	4.6	Not Detected
1,2,4-Trichlorobenzene	3.1	Not Detected	23	Not Detected
Hexachlorobutadiene	3.1	Not Detected	33	Not Detected
Butane	3.1	4.0	7.4	9.4
Isopentane	3.1	57	9.1	170

J = Estimated value.

Container Type: 1 Liter Summa Canister

Surrogates	%Recovery	Method Limits
Toluene-d8	103	70-130
1,2-Dichloroethane-d4	124	70-130
4-Bromofluorobenzene	102	70-130

Air Toxics LTD.
Laboratory Services Since 1989

Client Sample ID: VMP-23-25-012512

Lab ID#: 1201501A-07A

EPA METHOD TO-15 GC/MS FULL SCAN

File Name:	3020110	Date of Collection:	1/25/12 12:52:00 PM
Dil. Factor:	1.64	Date of Analysis:	2/1/12 01:38 PM

Compound	Rpt. Limit (ppbv)	Amount (ppbv)	Rpt. Limit (ug/m3)	Amount (ug/m3)
Freon 12	0.82	0.41 J	4.0	2.0 J
Freon 114	0.82	Not Detected	5.7	Not Detected
Chloromethane	3.3	Not Detected	6.8	Not Detected
Vinyl Chloride	0.82	Not Detected	2.1	Not Detected
1,3-Butadiene	0.82	Not Detected	1.8	Not Detected
Bromomethane	0.82	Not Detected	3.2	Not Detected
Chloroethane	3.3	Not Detected	8.6	Not Detected
Freon 11	0.82	0.39 J	4.6	2.2 J
Ethanol	3.3	5.4	6.2	10
Freon 113	0.82	Not Detected	6.3	Not Detected
1,1-Dichloroethene	0.82	Not Detected	3.2	Not Detected
Acetone	3.3	2.8 J	7.8	6.5 J
2-Propanol	3.3	3.3	8.1	8.2
Carbon Disulfide	3.3	Not Detected	10	Not Detected
3-Chloropropene	3.3	Not Detected	10	Not Detected
Methylene Chloride	0.82	0.44 J	2.8	1.5 J
Methyl tert-butyl ether	0.82	Not Detected	3.0	Not Detected
trans-1,2-Dichloroethene	0.82	Not Detected	3.2	Not Detected
Hexane	0.82	86	2.9	300
1,1-Dichloroethane	0.82	Not Detected	3.3	Not Detected
2-Butanone (Methyl Ethyl Ketone)	3.3	1.6 J	9.7	4.7 J
cis-1,2-Dichloroethene	0.82	Not Detected	3.2	Not Detected
Tetrahydrofuran	0.82	Not Detected	2.4	Not Detected
Chloroform	0.82	0.56 J	4.0	2.7 J
1,1,1-Trichloroethane	0.82	Not Detected	4.5	Not Detected
Cyclohexane	0.82	43	2.8	150
Carbon Tetrachloride	0.82	Not Detected	5.2	Not Detected
2,2,4-Trimethylpentane	0.82	140	3.8	660
Benzene	0.82	18	2.6	58
1,2-Dichloroethane	0.82	Not Detected	3.3	Not Detected
Heptane	0.82	39	3.4	160
Trichloroethene	0.82	Not Detected	4.4	Not Detected
1,2-Dichloropropane	0.82	Not Detected	3.8	Not Detected
1,4-Dioxane	3.3	Not Detected	12	Not Detected
Bromodichloromethane	0.82	Not Detected	5.5	Not Detected
cis-1,3-Dichloropropene	0.82	Not Detected	3.7	Not Detected
4-Methyl-2-pentanone	0.82	12	3.4	48
Toluene	0.82	5.1	3.1	19
trans-1,3-Dichloropropene	0.82	Not Detected	3.7	Not Detected
1,1,2-Trichloroethane	0.82	Not Detected	4.5	Not Detected
Tetrachloroethene	0.82	0.39 J	5.6	2.6 J

Air Toxics LTD.
Laboratory Services Since 1989

Client Sample ID: VMP-23-25-0I2512

Lab ID#: 1201501A-07A

EPA METHOD TO-15 GC/MS FULL SCAN

File Name:	**3020110**	**Date of Collection:**	**1/25/12 12:52:00 PM**
Dil. Factor:	**1.64**	**Date of Analysis:**	**2/1/12 01:38 PM**

Compound	Rpt. Limit (ppbv)	Amount (ppbv)	Rpt. Limit (ug/m3)	Amount (ug/m3)
2-Hexanone	3.3	Not Detected	13	Not Detected
Dibromochloromethane	0.82	Not Detected	7.0	Not Detected
1,2-Dibromoethane (EDB)	0.82	Not Detected	6.3	Not Detected
Chlorobenzene	0.82	Not Detected	3.8	Not Detected
Ethyl Benzene	0.82	0.75 J	3.6	3.2 J
m,p-Xylene	0.82	0.75 J	3.6	3.2 J
o-Xylene	0.82	Not Detected	3.6	Not Detected
Styrene	0.82	Not Detected	3.5	Not Detected
Bromoform	0.82	Not Detected	8.5	Not Detected
Cumene	0.82	0.34 J	4.0	1.7 J
1,1,2,2-Tetrachloroethane	0.82	Not Detected	5.6	Not Detected
Propylbenzene	0.82	Not Detected	4.0	Not Detected
4-Ethyltoluene	0.82	Not Detected	4.0	Not Detected
1,3,5-Trimethylbenzene	0.82	Not Detected	4.0	Not Detected
1,2,4-Trimethylbenzene	0.82	Not Detected	4.0	Not Detected
1,3-Dichlorobenzene	0.82	Not Detected	4.9	Not Detected
1,4-Dichlorobenzene	0.82	Not Detected	4.9	Not Detected
alpha-Chlorotoluene	0.82	Not Detected	4.2	Not Detected
1,2-Dichlorobenzene	0.82	Not Detected	4.9	Not Detected
1,2,4-Trichlorobenzene	3.3	Not Detected	24	Not Detected
Hexachlorobutadiene	3.3	Not Detected	35	Not Detected
Butane	3.3	2.0 J	7.8	4.6 J
Isopentane	3.3	20	9.7	60

J = Estimated value.

Container Type: 1 Liter Summa Canister

Surrogates	%Recovery	Method Limits
Toluene-d8	105	70-130
1,2-Dichloroethane-d4	122	70-130
4-Bromofluorobenzene	100	70-130

Air Toxics LTD.
Laboratory Services Since 1989

Client Sample ID: VMP-22-38-012512

Lab ID#: 1201501A-08A

EPA METHOD TO-15 GC/MS FULL SCAN

File Name:	3020128	Date of Collection:	1/25/12 9:10:00 AM
Dil. Factor:	16.8	Date of Analysis:	2/1/12 09:07 PM

Compound	Rpt. Limit (ppbv)	Amount (ppbv)	Rpt. Limit (ug/m3)	Amount (ug/m3)
Freon 12	8.4	Not Detected	42	Not Detected
Freon 114	8.4	Not Detected	59	Not Detected
Chloromethane	34	Not Detected	69	Not Detected
Vinyl Chloride	8.4	Not Detected	21	Not Detected
1,3-Butadiene	8.4	Not Detected	18	Not Detected
Bromomethane	8.4	Not Detected	33	Not Detected
Chloroethane	34	Not Detected	89	Not Detected
Freon 11	8.4	Not Detected	47	Not Detected
Ethanol	34	Not Detected	63	Not Detected
Freon 113	8.4	Not Detected	64	Not Detected
1,1-Dichloroethene	8.4	Not Detected	33	Not Detected
Acetone	34	Not Detected	80	Not Detected
2-Propanol	34	Not Detected	82	Not Detected
Carbon Disulfide	34	Not Detected	100	Not Detected
3-Chloropropene	34	Not Detected	100	Not Detected
Methylene Chloride	8.4	Not Detected	29	Not Detected
Methyl tert-butyl ether	8.4	Not Detected	30	Not Detected
trans-1,2-Dichloroethene	8.4	Not Detected	33	Not Detected
Hexane	8.4	9.4	30	33
1,1-Dichloroethane	8.4	Not Detected	34	Not Detected
2-Butanone (Methyl Ethyl Ketone)	34	Not Detected	99	Not Detected
cis-1,2-Dichloroethene	8.4	Not Detected	33	Not Detected
Tetrahydrofuran	8.4	Not Detected	25	Not Detected
Chloroform	8.4	Not Detected	41	Not Detected
1,1,1-Trichloroethane	8.4	Not Detected	46	Not Detected
Cyclohexane	8.4	Not Detected	29	Not Detected
Carbon Tetrachloride	8.4	Not Detected	53	Not Detected
2,2,4-Trimethylpentane	8.4	3000	39	14000
Benzene	8.4	12	27	40
1,2-Dichloroethane	8.4	Not Detected	34	Not Detected
Heptane	8.4	6.3 J	34	26 J
Trichloroethene	8.4	Not Detected	45	Not Detected
1,2-Dichloropropane	8.4	Not Detected	39	Not Detected
1,4-Dioxane	34	Not Detected	120	Not Detected
Bromodichloromethane	8.4	Not Detected	56	Not Detected
cis-1,3-Dichloropropene	8.4	Not Detected	38	Not Detected
4-Methyl-2-pentanone	8.4	Not Detected	34	Not Detected
Toluene	8.4	Not Detected	32	Not Detected
trans-1,3-Dichloropropene	8.4	Not Detected	38	Not Detected
1,1,2-Trichloroethane	8.4	Not Detected	46	Not Detected
Tetrachloroethene	8.4	Not Detected	57	Not Detected

Air Toxics LTD.
Laboratory Services Since 1989

Client Sample ID: VMP-22-38-012512

Lab ID#: 1201501A-08A

EPA METHOD TO-15 GC/MS FULL SCAN

File Name:	**3020128**	**Date of Collection:**	**1/25/12 9:10:00 AM**
Dil. Factor:	**16.8**	**Date of Analysis:**	**2/1/12 09:07 PM**

Compound	Rpt. Limit (ppbv)	Amount (ppbv)	Rpt. Limit (ug/m3)	Amount (ug/m3)
2-Hexanone	34	Not Detected	140	Not Detected
Dibromochloromethane	8.4	Not Detected	72	Not Detected
1,2-Dibromoethane (EDB)	8.4	Not Detected	64	Not Detected
Chlorobenzene	8.4	Not Detected	39	Not Detected
Ethyl Benzene	8.4	Not Detected	36	Not Detected
m,p-Xylene	8.4	2.0 J	36	8.7 J
o-Xylene	8.4	Not Detected	36	Not Detected
Styrene	8.4	Not Detected	36	Not Detected
Bromoform	8.4	Not Detected	87	Not Detected
Cumene	8.4	1.0 J	41	5.1 J
1,1,2,2-Tetrachloroethane	8.4	Not Detected	58	Not Detected
Propylbenzene	8.4	Not Detected	41	Not Detected
4-Ethyltoluene	8.4	Not Detected	41	Not Detected
1,3,5-Trimethylbenzene	8.4	Not Detected	41	Not Detected
1,2,4-Trimethylbenzene	8.4	Not Detected	41	Not Detected
1,3-Dichlorobenzene	8.4	Not Detected	50	Not Detected
1,4-Dichlorobenzene	8.4	Not Detected	50	Not Detected
alpha-Chlorotoluene	8.4	Not Detected	43	Not Detected
1,2-Dichlorobenzene	8.4	Not Detected	50	Not Detected
1,2,4-Trichlorobenzene	34	Not Detected	250	Not Detected
Hexachlorobutadiene	34	Not Detected	360	Not Detected
Butane	34	120	80	280
Isopentane	34	250	99	730

J = Estimated value.

Container Type: 1 Liter Summa Canister

Surrogates	%Recovery	Method Limits
Toluene-d8	103	70-130
1,2-Dichloroethane-d4	127	70-130
4-Bromofluorobenzene	100	70-130

Air Toxics LTD.
Laboratory Services Since 1989

Client Sample ID: VMP-17-5-012612

Lab ID#: 1201501A-09A

EPA METHOD TO-15 GC/MS FULL SCAN

File Name:	3020111	Date of Collection:	1/26/12 11:18:00 AM
Dil. Factor:	1.79	Date of Analysis:	2/1/12 02:16 PM

Compound	Rpt. Limit (ppbv)	Amount (ppbv)	Rpt. Limit (ug/m3)	Amount (ug/m3)
Freon 12	0.90	0.45 J	4.4	2.2 J
Freon 114	0.90	Not Detected	6.2	Not Detected
Chloromethane	3.6	Not Detected	7.4	Not Detected
Vinyl Chloride	0.90	Not Detected	2.3	Not Detected
1,3-Butadiene	0.90	Not Detected	2.0	Not Detected
Bromomethane	0.90	Not Detected	3.5	Not Detected
Chloroethane	3.6	Not Detected	9.4	Not Detected
Freon 11	0.90	Not Detected	5.0	Not Detected
Ethanol	3.6	5.3	6.7	9.9
Freon 113	0.90	Not Detected	6.8	Not Detected
1,1-Dichloroethene	0.90	Not Detected	3.5	Not Detected
Acetone	3.6	5.6	8.5	13
2-Propanol	3.6	16	8.8	39
Carbon Disulfide	3.6	Not Detected	11	Not Detected
3-Chloropropene	3.6	Not Detected	11	Not Detected
Methylene Chloride	0.90	0.32 J	3.1	1.1 J
Methyl tert-butyl ether	0.90	Not Detected	3.2	Not Detected
trans-1,2-Dichloroethene	0.90	Not Detected	3.5	Not Detected
Hexane	0.90	0.16 J	3.2	0.56 J
1,1-Dichloroethane	0.90	Not Detected	3.6	Not Detected
2-Butanone (Methyl Ethyl Ketone)	3.6	3.3 J	10	9.8 J
cis-1,2-Dichloroethene	0.90	2.3	3.5	9.2
Tetrahydrofuran	0.90	Not Detected	2.6	Not Detected
Chloroform	0.90	Not Detected	4.4	Not Detected
1,1,1-Trichloroethane	0.90	Not Detected	4.9	Not Detected
Cyclohexane	0.90	Not Detected	3.1	Not Detected
Carbon Tetrachloride	0.90	Not Detected	5.6	Not Detected
2,2,4-Trimethylpentane	0.90	0.29 J	4.2	1.3 J
Benzene	0.90	0.69 J	2.8	2.2 J
1,2-Dichloroethane	0.90	Not Detected	3.6	Not Detected
Heptane	0.90	Not Detected	3.7	Not Detected
Trichloroethene	0.90	3.5	4.8	19
1,2-Dichloropropane	0.90	Not Detected	4.1	Not Detected
1,4-Dioxane	3.6	Not Detected	13	Not Detected
Bromodichloromethane	0.90	Not Detected	6.0	Not Detected
cis-1,3-Dichloropropene	0.90	Not Detected	4.1	Not Detected
4-Methyl-2-pentanone	0.90	9.5	3.7	39
Toluene	0.90	2.2	3.4	8.1
trans-1,3-Dichloropropene	0.90	Not Detected	4.1	Not Detected
1,1,2-Trichloroethane	0.90	Not Detected	4.9	Not Detected
Tetrachloroethene	0.90	Not Detected	6.1	Not Detected

Air Toxics LTD.
Laboratory Services Since 1989

Client Sample ID: VMP-17-5-0126I2

Lab ID#: I201501A-09A

EPA METHOD TO-15 GC/MS FULL SCAN

File Name:	3020111	Date of Collection:	1/26/12 11:18:00 AM
Dil. Factor:	1.79	Date of Analysis:	2/1/12 02:16 PM

Compound	Rpt. Limit (ppbv)	Amount (ppbv)	Rpt. Limit (ug/m3)	Amount (ug/m3)
2-Hexanone	3.6	Not Detected	15	Not Detected
Dibromochloromethane	0.90	Not Detected	7.6	Not Detected
1,2-Dibromoethane (EDB)	0.90	Not Detected	6.9	Not Detected
Chlorobenzene	0.90	Not Detected	4.1	Not Detected
Ethyl Benzene	0.90	0.28 J	3.9	1.2 J
m,p-Xylene	0.90	0.86 J	3.9	3.8 J
o-Xylene	0.90	0.23 J	3.9	1.0 J
Styrene	0.90	Not Detected	3.8	Not Detected
Bromoform	0.90	Not Detected	9.2	Not Detected
Cumene	0.90	1.1	4.4	5.6
1,1,2,2-Tetrachloroethane	0.90	Not Detected	6.1	Not Detected
Propylbenzene	0.90	Not Detected	4.4	Not Detected
4-Ethyltoluene	0.90	Not Detected	4.4	Not Detected
1,3,5-Trimethylbenzene	0.90	Not Detected	4.4	Not Detected
1,2,4-Trimethylbenzene	0.90	Not Detected	4.4	Not Detected
1,3-Dichlorobenzene	0.90	Not Detected	5.4	Not Detected
1,4-Dichlorobenzene	0.90	Not Detected	5.4	Not Detected
alpha-Chlorotoluene	0.90	Not Detected	4.6	Not Detected
1,2-Dichlorobenzene	0.90	Not Detected	5.4	Not Detected
1,2,4-Trichlorobenzene	3.6	Not Detected	26	Not Detected
Hexachlorobutadiene	3.6	Not Detected	38	Not Detected
Butane	3.6	1.0 J	8.5	2.5 J
Isopentane	3.6	0.88 J	10	2.6 J

J = Estimated value.

Container Type: 1 Liter Summa Canister

Surrogates	%Recovery	Method Limits
Toluene-d8	112	70-130
1,2-Dichloroethane-d4	114	70-130
4-Bromofluorobenzene	99	70-130

Air Toxics LTD.
Laboratory Services Since 1989

Client Sample ID: VMP-19-5-012612

Lab ID#: 1201501A-10A

EPA METHOD TO-15 GC/MS FULL SCAN

File Name:	3020112	Date of Collection:	1/26/12 10:05:00 AM
Dil. Factor:	1.71	Date of Analysis:	2/1/12 02:35 PM

Compound	Rpt. Limit (ppbv)	Amount (ppbv)	Rpt. Limit (ug/m3)	Amount (ug/m3)
Freon 12	0.86	0.53 J	4.2	2.6 J
Freon 114	0.86	Not Detected	6.0	Not Detected
Chloromethane	3.4	Not Detected	7.1	Not Detected
Vinyl Chloride	0.86	Not Detected	2.2	Not Detected
1,3-Butadiene	0.86	Not Detected	1.9	Not Detected
Bromomethane	0.86	Not Detected	3.3	Not Detected
Chloroethane	3.4	Not Detected	9.0	Not Detected
Freon 11	0.86	Not Detected	4.8	Not Detected
Ethanol	3.4	6.9	6.4	13
Freon 113	0.86	Not Detected	6.6	Not Detected
1,1-Dichloroethene	0.86	Not Detected	3.4	Not Detected
Acetone	3.4	3.7	8.1	8.9
2-Propanol	3.4	4.2	8.4	10
Carbon Disulfide	3.4	Not Detected	11	Not Detected
3-Chloropropene	3.4	Not Detected	11	Not Detected
Methylene Chloride	0.86	1.0	3.0	3.5
Methyl tert-butyl ether	0.86	Not Detected	3.1	Not Detected
trans-1,2-Dichloroethene	0.86	Not Detected	3.4	Not Detected
Hexane	0.86	0.68 J	3.0	2.4 J
1,1-Dichloroethane	0.86	Not Detected	3.5	Not Detected
2-Butanone (Methyl Ethyl Ketone)	3.4	0.42 J	10	1.2 J
cis-1,2-Dichloroethene	0.86	Not Detected	3.4	Not Detected
Tetrahydrofuran	0.86	Not Detected	2.5	Not Detected
Chloroform	0.86	Not Detected	4.2	Not Detected
1,1,1-Trichloroethane	0.86	Not Detected	4.7	Not Detected
Cyclohexane	0.86	Not Detected	2.9	Not Detected
Carbon Tetrachloride	0.86	Not Detected	5.4	Not Detected
2,2,4-Trimethylpentane	0.86	0.17 J	4.0	0.79 J
Benzene	0.86	0.31 J	2.7	1.0 J
1,2-Dichloroethane	0.86	Not Detected	3.5	Not Detected
Heptane	0.86	0.58 J	3.5	2.4 J
Trichloroethene	0.86	Not Detected	4.6	Not Detected
1,2-Dichloropropane	0.86	Not Detected	4.0	Not Detected
1,4-Dioxane	3.4	Not Detected	12	Not Detected
Bromodichloromethane	0.86	Not Detected	5.7	Not Detected
cis-1,3-Dichloropropene	0.86	Not Detected	3.9	Not Detected
4-Methyl-2-pentanone	0.86	0.88	3.5	3.6
Toluene	0.86	1.6	3.2	6.1
trans-1,3-Dichloropropene	0.86	Not Detected	3.9	Not Detected
1,1,2-Trichloroethane	0.86	Not Detected	4.7	Not Detected
Tetrachloroethene	0.86	Not Detected	5.8	Not Detected

Air Toxics LTD.
Laboratory Services Since 1989

Client Sample ID: VMP-19-5-012612

Lab ID#: 1201501A-10A

EPA METHOD TO-15 GC/MS FULL SCAN

File Name:	**3020112**	**Date of Collection:**	**1/26/12 10:05:00 AM**
Dil. Factor:	**1.71**	**Date of Analysis:**	**2/1/12 02:35 PM**

Compound	Rpt. Limit (ppbv)	Amount (ppbv)	Rpt. Limit (ug/m3)	Amount (ug/m3)
2-Hexanone	3.4	Not Detected	14	Not Detected
Dibromochloromethane	0.86	Not Detected	7.3	Not Detected
1,2-Dibromoethane (EDB)	0.86	Not Detected	6.6	Not Detected
Chlorobenzene	0.86	Not Detected	3.9	Not Detected
Ethyl Benzene	0.86	0.68 J	3.7	3.0 J
m,p-Xylene	0.86	1.8	3.7	7.9
o-Xylene	0.86	0.40 J	3.7	1.7 J
Styrene	0.86	Not Detected	3.6	Not Detected
Bromoform	0.86	Not Detected	8.8	Not Detected
Cumene	0.86	0.80 J	4.2	3.9 J
1,1,2,2-Tetrachloroethane	0.86	Not Detected	5.9	Not Detected
Propylbenzene	0.86	Not Detected	4.2	Not Detected
4-Ethyltoluene	0.86	Not Detected	4.2	Not Detected
1,3,5-Trimethylbenzene	0.86	Not Detected	4.2	Not Detected
1,2,4-Trimethylbenzene	0.86	Not Detected	4.2	Not Detected
1,3-Dichlorobenzene	0.86	Not Detected	5.1	Not Detected
1,4-Dichlorobenzene	0.86	Not Detected	5.1	Not Detected
alpha-Chlorotoluene	0.86	Not Detected	4.4	Not Detected
1,2-Dichlorobenzene	0.86	Not Detected	5.1	Not Detected
1,2,4-Trichlorobenzene	3.4	Not Detected	25	Not Detected
Hexachlorobutadiene	3.4	Not Detected	36	Not Detected
Butane	3.4	2.6 J	8.1	6.1 J
Isopentane	3.4	0.90 J	10	2.7 J

J = Estimated value.

Container Type: 1 Liter Summa Canister

Surrogates	%Recovery	Method Limits
Toluene-d8	104	70-130
1,2-Dichloroethane-d4	115	70-130
4-Bromofluorobenzene	101	70-130

Air Toxics LTD.
Laboratory Services Since 1989

Client Sample ID: VMP-11-5-012612

Lab ID#: 1201501A-11A

EPA METHOD TO-15 GC/MS FULL SCAN

File Name:	3020113	Date of Collection:	1/26/12 1:17:00 PM
Dil. Factor:	1.75	Date of Analysis:	2/1/12 03:01 PM

Compound	Rpt. Limit (ppbv)	Amount (ppbv)	Rpt. Limit (ug/m3)	Amount (ug/m3)
Freon 12	0.88	0.48 J	4.3	2.4 J
Freon 114	0.88	Not Detected	6.1	Not Detected
Chloromethane	3.5	Not Detected	7.2	Not Detected
Vinyl Chloride	0.88	Not Detected	2.2	Not Detected
1,3-Butadiene	0.88	Not Detected	1.9	Not Detected
Bromomethane	0.88	Not Detected	3.4	Not Detected
Chloroethane	3.5	Not Detected	9.2	Not Detected
Freon 11	0.88	Not Detected	4.9	Not Detected
Ethanol	3.5	12	6.6	22
Freon 113	0.88	Not Detected	6.7	Not Detected
1,1-Dichloroethene	0.88	Not Detected	3.5	Not Detected
Acetone	3.5	5.7	8.3	14
2-Propanol	3.5	4.8	8.6	12
Carbon Disulfide	3.5	Not Detected	11	Not Detected
3-Chloropropene	3.5	Not Detected	11	Not Detected
Methylene Chloride	0.88	2.1	3.0	7.2
Methyl tert-butyl ether	0.88	Not Detected	3.2	Not Detected
trans-1,2-Dichloroethene	0.88	Not Detected	3.5	Not Detected
Hexane	0.88	Not Detected	3.1	Not Detected
1,1-Dichloroethane	0.88	Not Detected	3.5	Not Detected
2-Butanone (Methyl Ethyl Ketone)	3.5	1.2 J	10	3.6 J
cis-1,2-Dichloroethene	0.88	Not Detected	3.5	Not Detected
Tetrahydrofuran	0.88	Not Detected	2.6	Not Detected
Chloroform	0.88	2.1	4.3	10
1,1,1-Trichloroethane	0.88	Not Detected	4.8	Not Detected
Cyclohexane	0.88	Not Detected	3.0	Not Detected
Carbon Tetrachloride	0.88	Not Detected	5.5	Not Detected
2,2,4-Trimethylpentane	0.88	Not Detected	4.1	Not Detected
Benzene	0.88	0.52 J	2.8	1.7 J
1,2-Dichloroethane	0.88	Not Detected	3.5	Not Detected
Heptane	0.88	Not Detected	3.6	Not Detected
Trichloroethene	0.88	0.19 J	4.7	1.0 J
1,2-Dichloropropane	0.88	Not Detected	4.0	Not Detected
1,4-Dioxane	3.5	Not Detected	13	Not Detected
Bromodichloromethane	0.88	Not Detected	5.9	Not Detected
cis-1,3-Dichloropropene	0.88	Not Detected	4.0	Not Detected
4-Methyl-2-pentanone	0.88	4.2	3.6	17
Toluene	0.88	1.4	3.3	5.4
trans-1,3-Dichloropropene	0.88	Not Detected	4.0	Not Detected
1,1,2-Trichloroethane	0.88	Not Detected	4.8	Not Detected
Tetrachloroethene	0.88	Not Detected	5.9	Not Detected

Air Toxics LTD.
Laboratory Services Since 1989

Client Sample ID: VMP-11-5-012612

Lab ID#: 1201501A-11A

EPA METHOD TO-15 GC/MS FULL SCAN

File Name:	**3020113**	**Date of Collection:**	**1/26/12 1:17:00 PM**
Dil. Factor:	**1.75**	**Date of Analysis:**	**2/1/12 03:01 PM**

Compound	Rpt. Limit (ppbv)	Amount (ppbv)	Rpt. Limit (ug/m3)	Amount (ug/m3)
2-Hexanone	3.5	Not Detected	14	Not Detected
Dibromochloromethane	0.88	Not Detected	7.4	Not Detected
1,2-Dibromoethane (EDB)	0.88	Not Detected	6.7	Not Detected
Chlorobenzene	0.88	Not Detected	4.0	Not Detected
Ethyl Benzene	0.88	0.22 J	3.8	0.96 J
m,p-Xylene	0.88	0.72 J	3.8	3.1 J
o-Xylene	0.88	0.16 J	3.8	0.70 J
Styrene	0.88	Not Detected	3.7	Not Detected
Bromoform	0.88	Not Detected	9.0	Not Detected
Cumene	0.88	1.0	4.3	5.2
1,1,2,2-Tetrachloroethane	0.88	Not Detected	6.0	Not Detected
Propylbenzene	0.88	Not Detected	4.3	Not Detected
4-Ethyltoluene	0.88	Not Detected	4.3	Not Detected
1,3,5-Trimethylbenzene	0.88	Not Detected	4.3	Not Detected
1,2,4-Trimethylbenzene	0.88	Not Detected	4.3	Not Detected
1,3-Dichlorobenzene	0.88	Not Detected	5.3	Not Detected
1,4-Dichlorobenzene	0.88	Not Detected	5.3	Not Detected
alpha-Chlorotoluene	0.88	Not Detected	4.5	Not Detected
1,2-Dichlorobenzene	0.88	Not Detected	5.3	Not Detected
1,2,4-Trichlorobenzene	3.5	Not Detected	26	Not Detected
Hexachlorobutadiene	3.5	Not Detected	37	Not Detected
Butane	3.5	Not Detected	8.3	Not Detected
Isopentane	3.5	Not Detected	10	Not Detected

J = Estimated value.

Container Type: 1 Liter Summa Canister

Surrogates	%Recovery	Method Limits
Toluene-d8	112	70-130
1,2-Dichloroethane-d4	119	70-130
4-Bromofluorobenzene	103	70-130

Air Toxics LTD.
Laboratory Services Since 1989

Client Sample ID: VMP-1I-8-0I2612

Lab ID#: 1201501A-12A

EPA METHOD TO-15 GC/MS FULL SCAN

File Name:	3020114	Date of Collection:	1/26/12 2:13:00 PM
Dil. Factor:	1.71	Date of Analysis:	2/1/12 03:19 PM

Compound	Rpt. Limit (ppbv)	Amount (ppbv)	Rpt. Limit (ug/m3)	Amount (ug/m3)
Freon 12	0.86	0.56 J	4.2	2.8 J
Freon 114	0.86	Not Detected	6.0	Not Detected
Chloromethane	3.4	Not Detected	7.1	Not Detected
Vinyl Chloride	0.86	Not Detected	2.2	Not Detected
1,3-Butadiene	0.86	Not Detected	1.9	Not Detected
Bromomethane	0.86	Not Detected	3.3	Not Detected
Chloroethane	3.4	Not Detected	9.0	Not Detected
Freon 11	0.86	Not Detected	4.8	Not Detected
Ethanol	3.4	10	6.4	19
Freon 113	0.86	Not Detected	6.6	Not Detected
1,1-Dichloroethene	0.86	Not Detected	3.4	Not Detected
Acetone	3.4	3.1 J	8.1	7.5 J
2-Propanol	3.4	3.8	8.4	9.2
Carbon Disulfide	3.4	Not Detected	11	Not Detected
3-Chloropropene	3.4	Not Detected	11	Not Detected
Methylene Chloride	0.86	0.85 J	3.0	2.9 J
Methyl tert-butyl ether	0.86	Not Detected	3.1	Not Detected
trans-1,2-Dichloroethene	0.86	Not Detected	3.4	Not Detected
Hexane	0.86	Not Detected	3.0	Not Detected
1,1-Dichloroethane	0.86	Not Detected	3.5	Not Detected
2-Butanone (Methyl Ethyl Ketone)	3.4	1.2 J	10	3.5 J
cis-1,2-Dichloroethene	0.86	Not Detected	3.4	Not Detected
Tetrahydrofuran	0.86	Not Detected	2.5	Not Detected
Chloroform	0.86	1.9	4.2	9.4
1,1,1-Trichloroethane	0.86	Not Detected	4.7	Not Detected
Cyclohexane	0.86	Not Detected	2.9	Not Detected
Carbon Tetrachloride	0.86	Not Detected	5.4	Not Detected
2,2,4-Trimethylpentane	0.86	Not Detected	4.0	Not Detected
Benzene	0.86	0.51 J	2.7	1.6 J
1,2-Dichloroethane	0.86	Not Detected	3.5	Not Detected
Heptane	0.86	Not Detected	3.5	Not Detected
Trichloroethene	0.86	0.18 J	4.6	0.99 J
1,2-Dichloropropane	0.86	Not Detected	4.0	Not Detected
1,4-Dioxane	3.4	Not Detected	12	Not Detected
Bromodichloromethane	0.86	Not Detected	5.7	Not Detected
cis-1,3-Dichloropropene	0.86	Not Detected	3.9	Not Detected
4-Methyl-2-pentanone	0.86	5.1	3.5	21
Toluene	0.86	1.2	3.2	4.5
trans-1,3-Dichloropropene	0.86	Not Detected	3.9	Not Detected
1,1,2-Trichloroethane	0.86	Not Detected	4.7	Not Detected
Tetrachloroethene	0.86	Not Detected	5.8	Not Detected

Air Toxics LTD.
Laboratory Services Since 1989

Client Sample ID: VMP-11-8-012612

Lab ID#: 1201501A-12A

EPA METHOD TO-15 GC/MS FULL SCAN

File Name:	**3020114**	**Date of Collection:**	**1/26/12 2:13:00 PM**
Dil. Factor:	**1.71**	**Date of Analysis:**	**2/1/12 03:19 PM**

Compound	Rpt. Limit (ppbv)	Amount (ppbv)	Rpt. Limit (ug/m3)	Amount (ug/m3)
2-Hexanone	3.4	Not Detected	14	Not Detected
Dibromochloromethane	0.86	Not Detected	7.3	Not Detected
1,2-Dibromoethane (EDB)	0.86	Not Detected	6.6	Not Detected
Chlorobenzene	0.86	Not Detected	3.9	Not Detected
Ethyl Benzene	0.86	Not Detected	3.7	Not Detected
m,p-Xylene	0.86	0.24 J	3.7	1.0 J
o-Xylene	0.86	Not Detected	3.7	Not Detected
Styrene	0.86	Not Detected	3.6	Not Detected
Bromoform	0.86	Not Detected	8.8	Not Detected
Cumene	0.86	0.97	4.2	4.8
1,1,2,2-Tetrachloroethane	0.86	Not Detected	5.9	Not Detected
Propylbenzene	0.86	Not Detected	4.2	Not Detected
4-Ethyltoluene	0.86	Not Detected	4.2	Not Detected
1,3,5-Trimethylbenzene	0.86	Not Detected	4.2	Not Detected
1,2,4-Trimethylbenzene	0.86	Not Detected	4.2	Not Detected
1,3-Dichlorobenzene	0.86	Not Detected	5.1	Not Detected
1,4-Dichlorobenzene	0.86	Not Detected	5.1	Not Detected
alpha-Chlorotoluene	0.86	Not Detected	4.4	Not Detected
1,2-Dichlorobenzene	0.86	Not Detected	5.1	Not Detected
1,2,4-Trichlorobenzene	3.4	Not Detected	25	Not Detected
Hexachlorobutadiene	3.4	Not Detected	36	Not Detected
Butane	3.4	Not Detected	8.1	Not Detected
Isopentane	3.4	Not Detected	10	Not Detected

J = Estimated value.

Container Type: 1 Liter Summa Canister

Surrogates	%Recovery	Method Limits
Toluene-d8	112	70-130
1,2-Dichloroethane-d4	119	70-130
4-Bromofluorobenzene	105	70-130

Air Toxics LTD.
Laboratory Services Since 1989

Client Sample ID: VMP-11-29-012612

Lab ID#: 1201501A-13A

EPA METHOD TO-15 GC/MS FULL SCAN

File Name:	3020115	Date of Collection:	1/26/12 3:07:00 PM
Dil. Factor:	1.68	Date of Analysis:	2/1/12 03:59 PM

Compound	Rpt. Limit (ppbv)	Amount (ppbv)	Rpt. Limit (ug/m3)	Amount (ug/m3)
Freon 12	0.84	0.50 J	4.2	2.5 J
Freon 114	0.84	Not Detected	5.9	Not Detected
Chloromethane	3.4	Not Detected	6.9	Not Detected
Vinyl Chloride	0.84	Not Detected	2.1	Not Detected
1,3-Butadiene	0.84	Not Detected	1.8	Not Detected
Bromomethane	0.84	Not Detected	3.3	Not Detected
Chloroethane	3.4	Not Detected	8.9	Not Detected
Freon 11	0.84	Not Detected	4.7	Not Detected
Ethanol	3.4	17	6.3	31
Freon 113	0.84	Not Detected	6.4	Not Detected
1,1-Dichloroethene	0.84	Not Detected	3.3	Not Detected
Acetone	3.4	2.1 J	8.0	4.9 J
2-Propanol	3.4	1.4 J	8.2	3.5 J
Carbon Disulfide	3.4	Not Detected	10	Not Detected
3-Chloropropene	3.4	Not Detected	10	Not Detected
Methylene Chloride	0.84	Not Detected	2.9	Not Detected
Methyl tert-butyl ether	0.84	2.4	3.0	8.7
trans-1,2-Dichloroethene	0.84	Not Detected	3.3	Not Detected
Hexane	0.84	Not Detected	3.0	Not Detected
1,1-Dichloroethane	0.84	Not Detected	3.4	Not Detected
2-Butanone (Methyl Ethyl Ketone)	3.4	0.42 J	9.9	1.2 J
cis-1,2-Dichloroethene	0.84	Not Detected	3.3	Not Detected
Tetrahydrofuran	0.84	Not Detected	2.5	Not Detected
Chloroform	0.84	5.0	4.1	24
1,1,1-Trichloroethane	0.84	Not Detected	4.6	Not Detected
Cyclohexane	0.84	Not Detected	2.9	Not Detected
Carbon Tetrachloride	0.84	Not Detected	5.3	Not Detected
2,2,4-Trimethylpentane	0.84	Not Detected	3.9	Not Detected
Benzene	0.84	0.49 J	2.7	1.6 J
1,2-Dichloroethane	0.84	Not Detected	3.4	Not Detected
Heptane	0.84	Not Detected	3.4	Not Detected
Trichloroethene	0.84	0.20 J	4.5	1.0 J
1,2-Dichloropropane	0.84	Not Detected	3.9	Not Detected
1,4-Dioxane	3.4	Not Detected	12	Not Detected
Bromodichloromethane	0.84	0.38 J	5.6	2.6 J
cis-1,3-Dichloropropene	0.84	Not Detected	3.8	Not Detected
4-Methyl-2-pentanone	0.84	2.9	3.4	12
Toluene	0.84	0.74 J	3.2	2.8 J
trans-1,3-Dichloropropene	0.84	Not Detected	3.8	Not Detected
1,1,2-Trichloroethane	0.84	Not Detected	4.6	Not Detected
Tetrachloroethene	0.84	Not Detected	5.7	Not Detected

Air Toxics LTD.
Laboratory Services Since 1989

Client Sample ID: VMP-11-29-012612

Lab ID#: 1201501A-13A

EPA METHOD TO-15 GC/MS FULL SCAN

File Name:	**3020115**	**Date of Collection:**	**1/26/12 3:07:00 PM**
Dil. Factor:	**1.68**	**Date of Analysis:**	**2/1/12 03:59 PM**

Compound	Rpt. Limit (ppbv)	Amount (ppbv)	Rpt. Limit (ug/m3)	Amount (ug/m3)
2-Hexanone	3.4	Not Detected	14	Not Detected
Dibromochloromethane	0.84	Not Detected	7.2	Not Detected
1,2-Dibromoethane (EDB)	0.84	Not Detected	6.4	Not Detected
Chlorobenzene	0.84	Not Detected	3.9	Not Detected
Ethyl Benzene	0.84	Not Detected	3.6	Not Detected
m,p-Xylene	0.84	Not Detected	3.6	Not Detected
o-Xylene	0.84	Not Detected	3.6	Not Detected
Styrene	0.84	Not Detected	3.6	Not Detected
Bromoform	0.84	Not Detected	8.7	Not Detected
Cumene	0.84	0.87	4.1	4.3
1,1,2,2-Tetrachloroethane	0.84	Not Detected	5.8	Not Detected
Propylbenzene	0.84	Not Detected	4.1	Not Detected
4-Ethyltoluene	0.84	Not Detected	4.1	Not Detected
1,3,5-Trimethylbenzene	0.84	Not Detected	4.1	Not Detected
1,2,4-Trimethylbenzene	0.84	Not Detected	4.1	Not Detected
1,3-Dichlorobenzene	0.84	Not Detected	5.0	Not Detected
1,4-Dichlorobenzene	0.84	Not Detected	5.0	Not Detected
alpha-Chlorotoluene	0.84	Not Detected	4.3	Not Detected
1,2-Dichlorobenzene	0.84	Not Detected	5.0	Not Detected
1,2,4-Trichlorobenzene	3.4	Not Detected	25	Not Detected
Hexachlorobutadiene	3.4	Not Detected	36	Not Detected
Butane	3.4	Not Detected	8.0	Not Detected
Isopentane	3.4	2.1 J	9.9	6.2 J

J = Estimated value.

Container Type: 1 Liter Summa Canister

Surrogates	%Recovery	Method Limits
Toluene-d8	111	70-130
1,2-Dichloroethane-d4	116	70-130
4-Bromofluorobenzene	104	70-130

Air Toxics LTD.
Laboratory Services Since 1989

Client Sample ID: VMP-10-5-012512

Lab ID#: 1201501A-14A

EPA METHOD TO-15 GC/MS FULL SCAN

File Name:	3020116	Date of Collection:	1/26/12 1:59:00 PM
Dil. Factor:	1.75	Date of Analysis:	2/1/12 04:22 PM

Compound	Rpt. Limit (ppbv)	Amount (ppbv)	Rpt. Limit (ug/m3)	Amount (ug/m3)
Freon 12	0.88	0.50 J	4.3	2.5 J
Freon 114	0.88	Not Detected	6.1	Not Detected
Chloromethane	3.5	Not Detected	7.2	Not Detected
Vinyl Chloride	0.88	Not Detected	2.2	Not Detected
1,3-Butadiene	0.88	Not Detected	1.9	Not Detected
Bromomethane	0.88	Not Detected	3.4	Not Detected
Chloroethane	3.5	Not Detected	9.2	Not Detected
Freon 11	0.88	Not Detected	4.9	Not Detected
Ethanol	3.5	8.8	6.6	17
Freon 113	0.88	Not Detected	6.7	Not Detected
1,1-Dichloroethene	0.88	Not Detected	3.5	Not Detected
Acetone	3.5	3.0 J	8.3	7.0 J
2-Propanol	3.5	0.96 J	8.6	2.4 J
Carbon Disulfide	3.5	Not Detected	11	Not Detected
3-Chloropropene	3.5	Not Detected	11	Not Detected
Methylene Chloride	0.88	0.41 J	3.0	1.4 J
Methyl tert-butyl ether	0.88	Not Detected	3.2	Not Detected
trans-1,2-Dichloroethene	0.88	Not Detected	3.5	Not Detected
Hexane	0.88	0.80 J	3.1	2.8 J
1,1-Dichloroethane	0.88	Not Detected	3.5	Not Detected
2-Butanone (Methyl Ethyl Ketone)	3.5	1.1 J	10	3.3 J
cis-1,2-Dichloroethene	0.88	Not Detected	3.5	Not Detected
Tetrahydrofuran	0.88	Not Detected	2.6	Not Detected
Chloroform	0.88	Not Detected	4.3	Not Detected
1,1,1-Trichloroethane	0.88	Not Detected	4.8	Not Detected
Cyclohexane	0.88	0.19 J	3.0	0.67 J
Carbon Tetrachloride	0.88	Not Detected	5.5	Not Detected
2,2,4-Trimethylpentane	0.88	0.66 J	4.1	3.1 J
Benzene	0.88	5.7	2.8	18
1,2-Dichloroethane	0.88	Not Detected	3.5	Not Detected
Heptane	0.88	0.53 J	3.6	2.2 J
Trichloroethene	0.88	0.23 J	4.7	1.2 J
1,2-Dichloropropane	0.88	Not Detected	4.0	Not Detected
1,4-Dioxane	3.5	Not Detected	13	Not Detected
Bromodichloromethane	0.88	0.13 J	5.9	0.86 J
cis-1,3-Dichloropropene	0.88	Not Detected	4.0	Not Detected
4-Methyl-2-pentanone	0.88	6.7	3.6	27
Toluene	0.88	0.99	3.3	3.7
trans-1,3-Dichloropropene	0.88	Not Detected	4.0	Not Detected
1,1,2-Trichloroethane	0.88	Not Detected	4.8	Not Detected
Tetrachloroethene	0.88	0.27 J	5.9	1.8 J

Air Toxics LTD.
Laboratory Services Since 1989

Client Sample ID: VMP-10-5-012512

Lab ID#: 1201501A-14A

EPA METHOD TO-15 GC/MS FULL SCAN

File Name:	**3020116**	**Date of Collection:**	**1/26/12 1:59:00 PM**
Dil. Factor:	**1.75**	**Date of Analysis:**	**2/1/12 04:22 PM**

Compound	Rpt. Limit (ppbv)	Amount (ppbv)	Rpt. Limit (ug/m3)	Amount (ug/m3)
2-Hexanone	3.5	Not Detected	14	Not Detected
Dibromochloromethane	0.88	Not Detected	7.4	Not Detected
1,2-Dibromoethane (EDB)	0.88	Not Detected	6.7	Not Detected
Chlorobenzene	0.88	Not Detected	4.0	Not Detected
Ethyl Benzene	0.88	Not Detected	3.8	Not Detected
m,p-Xylene	0.88	0.20 J	3.8	0.89 J
o-Xylene	0.88	Not Detected	3.8	Not Detected
Styrene	0.88	Not Detected	3.7	Not Detected
Bromoform	0.88	Not Detected	9.0	Not Detected
Cumene	0.88	0.30 J	4.3	1.5 J
1,1,2,2-Tetrachloroethane	0.88	Not Detected	6.0	Not Detected
Propylbenzene	0.88	Not Detected	4.3	Not Detected
4-Ethyltoluene	0.88	Not Detected	4.3	Not Detected
1,3,5-Trimethylbenzene	0.88	Not Detected	4.3	Not Detected
1,2,4-Trimethylbenzene	0.88	Not Detected	4.3	Not Detected
1,3-Dichlorobenzene	0.88	Not Detected	5.3	Not Detected
1,4-Dichlorobenzene	0.88	Not Detected	5.3	Not Detected
alpha-Chlorotoluene	0.88	Not Detected	4.5	Not Detected
1,2-Dichlorobenzene	0.88	Not Detected	5.3	Not Detected
1,2,4-Trichlorobenzene	3.5	Not Detected	26	Not Detected
Hexachlorobutadiene	3.5	Not Detected	37	Not Detected
Butane	3.5	2.5 J	8.3	5.9 J
Isopentane	3.5	2.4 J	10	7.2 J

J = Estimated value.

Container Type: 1 Liter Summa Canister

Surrogates	%Recovery	Method Limits
Toluene-d8	111	70-130
1,2-Dichloroethane-d4	120	70-130
4-Bromofluorobenzene	104	70-130

Air Toxics LTD.
Laboratory Services Since 1989

Client Sample ID: VMP-10-10-012512

Lab ID#: 1201501A-15A

EPA METHOD TO-15 GC/MS FULL SCAN

File Name:	3020117	Date of Collection:	1/26/12 3:38:00 PM
Dil. Factor:	1.75	Date of Analysis:	2/1/12 04:39 PM

Compound	Rpt. Limit (ppbv)	Amount (ppbv)	Rpt. Limit (ug/m3)	Amount (ug/m3)
Freon 12	0.88	0.64 J	4.3	3.2 J
Freon 114	0.88	Not Detected	6.1	Not Detected
Chloromethane	3.5	Not Detected	7.2	Not Detected
Vinyl Chloride	0.88	Not Detected	2.2	Not Detected
1,3-Butadiene	0.88	Not Detected	1.9	Not Detected
Bromomethane	0.88	Not Detected	3.4	Not Detected
Chloroethane	3.5	Not Detected	9.2	Not Detected
Freon 11	0.88	Not Detected	4.9	Not Detected
Ethanol	3.5	15	6.6	28 J
Freon 113	0.88	Not Detected	6.7	Not Detected
1,1-Dichloroethene	0.88	Not Detected	3.5	Not Detected
Acetone	3.5	7.3	8.3	17
2-Propanol	3.5	2.9 J	8.6	7.2 J
Carbon Disulfide	3.5	Not Detected	11	Not Detected
3-Chloropropene	3.5	Not Detected	11	Not Detected
Methylene Chloride	0.88	1.0	3.0	3.5
Methyl tert-butyl ether	0.88	Not Detected	3.2	Not Detected
trans-1,2-Dichloroethene	0.88	Not Detected	3.5	Not Detected
Hexane	0.88	Not Detected	3.1	Not Detected
1,1-Dichloroethane	0.88	Not Detected	3.5	Not Detected
2-Butanone (Methyl Ethyl Ketone)	3.5	4.8	10	14
cis-1,2-Dichloroethene	0.88	Not Detected	3.5	Not Detected
Tetrahydrofuran	0.88	3.7	2.6	11
Chloroform	0.88	Not Detected	4.3	Not Detected
1,1,1-Trichloroethane	0.88	Not Detected	4.8	Not Detected
Cyclohexane	0.88	Not Detected	3.0	Not Detected
Carbon Tetrachloride	0.88	Not Detected	5.5	Not Detected
2,2,4-Trimethylpentane	0.88	Not Detected	4.1	Not Detected
Benzene	0.88	1.3	2.8	4.2 J
1,2-Dichloroethane	0.88	Not Detected	3.5	Not Detected
Heptane	0.88	Not Detected	3.6	Not Detected
Trichloroethene	0.88	0.26 J	4.7	1.4 J
1,2-Dichloropropane	0.88	Not Detected	4.0	Not Detected
1,4-Dioxane	3.5	Not Detected	13	Not Detected
Bromodichloromethane	0.88	Not Detected	5.9	Not Detected
cis-1,3-Dichloropropene	0.88	Not Detected	4.0	Not Detected
4-Methyl-2-pentanone	0.88	0.32 J	3.6	1.3 J
Toluene	0.88	0.90	3.3	3.4
trans-1,3-Dichloropropene	0.88	Not Detected	4.0	Not Detected
1,1,2-Trichloroethane	0.88	Not Detected	4.8	Not Detected
Tetrachloroethene	0.88	Not Detected	5.9	Not Detected

Air Toxics LTD.
Laboratory Services Since 1989

Client Sample ID: VMP-10-10-012512

Lab ID#: 1201501A-15A

EPA METHOD TO-15 GC/MS FULL SCAN

File Name:	**3020117**	**Date of Collection:**	**1/26/12 3:38:00 PM**
Dil. Factor:	**1.75**	**Date of Analysis:**	**2/1/12 04:39 PM**

Compound	Rpt. Limit (ppbv)	Amount (ppbv)	Rpt. Limit (ug/m3)	Amount (ug/m3)
2-Hexanone	3.5	Not Detected	14	Not Detected
Dibromochloromethane	0.88	Not Detected	7.4	Not Detected
1,2-Dibromoethane (EDB)	0.88	Not Detected	6.7	Not Detected
Chlorobenzene	0.88	Not Detected	4.0	Not Detected
Ethyl Benzene	0.88	Not Detected	3.8	Not Detected
m,p-Xylene	0.88	0.34 J	3.8	1.5 J
o-Xylene	0.88	0.16 J	3.8	0.71 J
Styrene	0.88	Not Detected	3.7	Not Detected
Bromoform	0.88	Not Detected	9.0	Not Detected
Cumene	0.88	0.82 J	4.3	4.0 J
1,1,2,2-Tetrachloroethane	0.88	Not Detected	6.0	Not Detected
Propylbenzene	0.88	0.50 J	4.3	2.5 J
4-Ethyltoluene	0.88	Not Detected	4.3	Not Detected
1,3,5-Trimethylbenzene	0.88	Not Detected	4.3	Not Detected
1,2,4-Trimethylbenzene	0.88	Not Detected	4.3	Not Detected
1,3-Dichlorobenzene	0.88	Not Detected	5.3	Not Detected
1,4-Dichlorobenzene	0.88	Not Detected	5.3	Not Detected
alpha-Chlorotoluene	0.88	Not Detected	4.5	Not Detected
1,2-Dichlorobenzene	0.88	Not Detected	5.3	Not Detected
1,2,4-Trichlorobenzene	3.5	Not Detected	26	Not Detected
Hexachlorobutadiene	3.5	Not Detected	37	Not Detected
Butane	3.5	Not Detected	8.3	Not Detected UJ
Isopentane	3.5	0.57 J	10	1.7 J J

J = Estimated value.

Container Type: 1 Liter Summa Canister

Surrogates	%Recovery	Method Limits
Toluene-d8	108	70-130
1,2-Dichloroethane-d4	117	70-130
4-Bromofluorobenzene	108	70-130

Air Toxics LTD.
Laboratory Services Since 1989

Client Sample ID: VMP-10-10-0I2512-DUP

Lab ID#: 1201501A-16A

EPA METHOD TO-15 GC/MS FULL SCAN

File Name:	3020118	Date of Collection:	1/26/12 3:38:00 PM
Dil. Factor:	1.83	Date of Analysis:	2/1/12 04:56 PM

Compound	Rpt. Limit (ppbv)	Amount (ppbv)	Rpt. Limit (ug/m3)	Amount (ug/m3)
Freon 12	0.92	0.52 J	4.5	2.6 J
Freon 114	0.92	Not Detected	6.4	Not Detected
Chloromethane	3.7	Not Detected	7.6	Not Detected
Vinyl Chloride	0.92	Not Detected	2.3	Not Detected
1,3-Butadiene	0.92	Not Detected	2.0	Not Detected
Bromomethane	0.92	Not Detected	3.6	Not Detected
Chloroethane	3.7	Not Detected	9.6	Not Detected
Freon 11	0.92	Not Detected	5.1	Not Detected
Ethanol	3.7	7.0	6.9	13 J
Freon 113	0.92	Not Detected	7.0	Not Detected
1,1-Dichloroethene	0.92	Not Detected	3.6	Not Detected
Acetone	3.7	8.3	8.7	20
2-Propanol	3.7	2.7 J	9.0	6.6 J
Carbon Disulfide	3.7	Not Detected	11	Not Detected
3-Chloropropene	3.7	Not Detected	11	Not Detected
Methylene Chloride	0.92	0.72 J	3.2	2.5 J
Methyl tert-butyl ether	0.92	Not Detected	3.3	Not Detected
trans-1,2-Dichloroethene	0.92	Not Detected	3.6	Not Detected
Hexane	0.92	0.26 J	3.2	0.92 J
1,1-Dichloroethane	0.92	Not Detected	3.7	Not Detected
2-Butanone (Methyl Ethyl Ketone)	3.7	5.1	11	15
cis-1,2-Dichloroethene	0.92	Not Detected	3.6	Not Detected
Tetrahydrofuran	0.92	3.9	2.7	12
Chloroform	0.92	Not Detected	4.5	Not Detected
1,1,1-Trichloroethane	0.92	Not Detected	5.0	Not Detected
Cyclohexane	0.92	0.85 J	3.1	2.9 J
Carbon Tetrachloride	0.92	Not Detected	5.8	Not Detected
2,2,4-Trimethylpentane	0.92	1.7	4.3	8.0
Benzene	0.92	15	2.9	48 J
1,2-Dichloroethane	0.92	Not Detected	3.7	Not Detected
Heptane	0.92	Not Detected	3.7	Not Detected
Trichloroethene	0.92	0.27 J	4.9	1.4 J
1,2-Dichloropropane	0.92	Not Detected	4.2	Not Detected
1,4-Dioxane	3.7	Not Detected	13	Not Detected
Bromodichloromethane	0.92	0.10 J	6.1	0.70 J
cis-1,3-Dichloropropene	0.92	Not Detected	4.2	Not Detected
4-Methyl-2-pentanone	0.92	0.42 J	3.7	1.7 J
Toluene	0.92	0.84 J	3.4	3.2 J
trans-1,3-Dichloropropene	0.92	Not Detected	4.2	Not Detected
1,1,2-Trichloroethane	0.92	Not Detected	5.0	Not Detected
Tetrachloroethene	0.92	Not Detected	6.2	Not Detected

Air Toxics LTD.
Laboratory Services Since 1989

Client Sample ID: VMP-10-10-012512-DUP

Lab ID#: 1201501A-16A

EPA METHOD TO-15 GC/MS FULL SCAN

File Name:	**3020118**	**Date of Collection:**	**1/26/12 3:38:00 PM**
Dil. Factor:	**1.83**	**Date of Analysis:**	**2/1/12 04:56 PM**

Compound	Rpt. Limit (ppbv)	Amount (ppbv)	Rpt. Limit (ug/m3)	Amount (ug/m3)
2-Hexanone	3.7	Not Detected	15	Not Detected
Dibromochloromethane	0.92	Not Detected	7.8	Not Detected
1,2-Dibromoethane (EDB)	0.92	Not Detected	7.0	Not Detected
Chlorobenzene	0.92	Not Detected	4.2	Not Detected
Ethyl Benzene	0.92	Not Detected	4.0	Not Detected
m,p-Xylene	0.92	0.36 J	4.0	1.6 J
o-Xylene	0.92	0.20 J	4.0	0.87 J
Styrene	0.92	Not Detected	3.9	Not Detected
Bromoform	0.92	Not Detected	9.4	Not Detected
Cumene	0.92	0.35 J	4.5	1.7 J
1,1,2,2-Tetrachloroethane	0.92	Not Detected	6.3	Not Detected
Propylbenzene	0.92	0.20 J	4.5	0.99 J
4-Ethyltoluene	0.92	0.22 J	4.5	1.1 J
1,3,5-Trimethylbenzene	0.92	Not Detected	4.5	Not Detected
1,2,4-Trimethylbenzene	0.92	0.24 J	4.5	1.2 J
1,3-Dichlorobenzene	0.92	Not Detected	5.5	Not Detected
1,4-Dichlorobenzene	0.92	Not Detected	5.5	Not Detected
alpha-Chlorotoluene	0.92	Not Detected	4.7	Not Detected
1,2-Dichlorobenzene	0.92	0.24 J	5.5	1.5 J
1,2,4-Trichlorobenzene	3.7	Not Detected	27	Not Detected
Hexachlorobutadiene	3.7	Not Detected	39	Not Detected
Butane	3.7	11	8.7	26 J
Isopentane	3.7	27	11	81 J

J = Estimated value.

Container Type: 1 Liter Summa Canister

Surrogates	%Recovery	Method Limits
Toluene-d8	101	70-130
1,2-Dichloroethane-d4	121	70-130
4-Bromofluorobenzene	109	70-130

Air Toxics LTD.
Laboratory Services Since 1989

Client Sample ID: VMP-10-20-012612

Lab ID#: 1201501A-17A

EPA METHOD TO-15 GC/MS FULL SCAN

File Name:	3020119	Date of Collection:	1/26/12 10:27:00 AM
Dil. Factor:	1.68	Date of Analysis:	2/1/12 05:16 PM

Compound	Rpt. Limit (ppbv)	Amount (ppbv)	Rpt. Limit (ug/m3)	Amount (ug/m3)
Freon 12	0.84	0.49 J	4.2	2.4 J
Freon 114	0.84	Not Detected	5.9	Not Detected
Chloromethane	3.4	Not Detected	6.9	Not Detected
Vinyl Chloride	0.84	Not Detected	2.1	Not Detected
1,3-Butadiene	0.84	Not Detected	1.8	Not Detected
Bromomethane	0.84	Not Detected	3.3	Not Detected
Chloroethane	3.4	Not Detected	8.9	Not Detected
Freon 11	0.84	Not Detected	4.7	Not Detected
Ethanol	3.4	2.4 J	6.3	4.6 J
Freon 113	0.84	Not Detected	6.4	Not Detected
1,1-Dichloroethene	0.84	Not Detected	3.3	Not Detected
Acetone	3.4	13	8.0	31
2-Propanol	3.4	0.98 J	8.2	2.4 J
Carbon Disulfide	3.4	Not Detected	10	Not Detected
3-Chloropropene	3.4	Not Detected	10	Not Detected
Methylene Chloride	0.84	0.090 J	2.9	0.31 J
Methyl tert-butyl ether	0.84	Not Detected	3.0	Not Detected
trans-1,2-Dichloroethene	0.84	Not Detected	3.3	Not Detected
Hexane	0.84	3.1	3.0	11
1,1-Dichloroethane	0.84	Not Detected	3.4	Not Detected
2-Butanone (Methyl Ethyl Ketone)	3.4	9.5	9.9	28
cis-1,2-Dichloroethene	0.84	Not Detected	3.3	Not Detected
Tetrahydrofuran	0.84	6.8	2.5	20
Chloroform	0.84	Not Detected	4.1	Not Detected
1,1,1-Trichloroethane	0.84	Not Detected	4.6	Not Detected
Cyclohexane	0.84	1.8	2.9	6.2
Carbon Tetrachloride	0.84	Not Detected	5.3	Not Detected
2,2,4-Trimethylpentane	0.84	3.2	3.9	15
Benzene	0.84	21	2.7	66
1,2-Dichloroethane	0.84	Not Detected	3.4	Not Detected
Heptane	0.84	0.64 J	3.4	2.6 J
Trichloroethene	0.84	0.19 J	4.5	1.0 J
1,2-Dichloropropane	0.84	Not Detected	3.9	Not Detected
1,4-Dioxane	3.4	Not Detected	12	Not Detected
Bromodichloromethane	0.84	0.14 J	5.6	0.95 J
cis-1,3-Dichloropropene	0.84	Not Detected	3.8	Not Detected
4-Methyl-2-pentanone	0.84	0.56 J	3.4	2.3 J
Toluene	0.84	1.5	3.2	5.6
trans-1,3-Dichloropropene	0.84	Not Detected	3.8	Not Detected
1,1,2-Trichloroethane	0.84	Not Detected	4.6	Not Detected
Tetrachloroethene	0.84	Not Detected	5.7	Not Detected

Air Toxics LTD.
Laboratory Services Since 1989

Client Sample ID: VMP-10-20-012612

Lab ID#: 1201501A-17A

EPA METHOD TO-15 GC/MS FULL SCAN

File Name:	**3020119**	**Date of Collection:**	**1/26/12 10:27:00 AM**
Dil. Factor:	**1.68**	**Date of Analysis:**	**2/1/12 05:16 PM**

Compound	Rpt. Limit (ppbv)	Amount (ppbv)	Rpt. Limit (ug/m3)	Amount (ug/m3)
2-Hexanone	3.4	Not Detected	14	Not Detected
Dibromochloromethane	0.84	Not Detected	7.2	Not Detected
1,2-Dibromoethane (EDB)	0.84	Not Detected	6.4	Not Detected
Chlorobenzene	0.84	Not Detected	3.9	Not Detected
Ethyl Benzene	0.84	Not Detected	3.6	Not Detected
m,p-Xylene	0.84	0.32 J	3.6	1.4 J
o-Xylene	0.84	0.097 J	3.6	0.42 J
Styrene	0.84	Not Detected	3.6	Not Detected
Bromoform	0.84	Not Detected	8.7	Not Detected
Cumene	0.84	0.19 J	4.1	0.95 J
1,1,2,2-Tetrachloroethane	0.84	Not Detected	5.8	Not Detected
Propylbenzene	0.84	Not Detected	4.1	Not Detected
4-Ethyltoluene	0.84	Not Detected	4.1	Not Detected
1,3,5-Trimethylbenzene	0.84	Not Detected	4.1	Not Detected
1,2,4-Trimethylbenzene	0.84	Not Detected	4.1	Not Detected
1,3-Dichlorobenzene	0.84	Not Detected	5.0	Not Detected
1,4-Dichlorobenzene	0.84	Not Detected	5.0	Not Detected
alpha-Chlorotoluene	0.84	Not Detected	4.3	Not Detected
1,2-Dichlorobenzene	0.84	Not Detected	5.0	Not Detected
1,2,4-Trichlorobenzene	3.4	Not Detected	25	Not Detected
Hexachlorobutadiene	3.4	Not Detected	36	Not Detected
Butane	3.4	4.3	8.0	10
Isopentane	3.4	16	9.9	48

J = Estimated value.

Container Type: 1 Liter Summa Canister

Surrogates	%Recovery	Method Limits
Toluene-d8	101	70-130
1,2-Dichloroethane-d4	120	70-130
4-Bromofluorobenzene	106	70-130

Air Toxics LTD.
Laboratory Services Since 1989

Results from this sample are not usable, please see section 1.0 of data review.

Client Sample ID: VMP-10-30-012512

Lab ID#: I201501A-18A

EPA METHOD TO-15 GC/MS FULL SCAN

File Name:	3020120	Date of Collection:	1/26/12 10:39:00 AM
Dil. Factor:	1.68	Date of Analysis:	2/1/12 05:54 PM

Compound	Rpt. Limit (ppbv)	Amount (ppbv)	Rpt. Limit (ug/m3)	Amount (ug/m3)
Freon 12	0.84	0.29 J	4.2	1.4 J
Freon 114	0.84	Not Detected	5.9	Not Detected
Chloromethane	3.4	Not Detected	6.9	Not Detected
Vinyl Chloride	0.84	Not Detected	2.1	Not Detected
1,3-Butadiene	0.84	Not Detected	1.8	Not Detected
Bromomethane	0.84	Not Detected	3.3	Not Detected
Chloroethane	3.4	Not Detected	8.9	Not Detected
Freon 11	0.84	Not Detected	4.7	Not Detected
Ethanol	3.4	10	6.3	19
Freon 113	0.84	Not Detected	6.4	Not Detected
1,1-Dichloroethene	0.84	Not Detected	3.3	Not Detected
Acetone	3.4	15	8.0	36
2-Propanol	3.4	3.4	8.2	8.5
Carbon Disulfide	3.4	Not Detected	10	Not Detected
3-Chloropropene	3.4	Not Detected	10	Not Detected
Methylene Chloride	0.84	0.55 J	2.9	1.9 J
Methyl tert-butyl ether	0.84	Not Detected	3.0	Not Detected
trans-1,2-Dichloroethene	0.84	Not Detected	3.3	Not Detected
Hexane	0.84	3.9	3.0	14
1,1-Dichloroethane	0.84	Not Detected	3.4	Not Detected
2-Butanone (Methyl Ethyl Ketone)	3.4	3.0 J	9.9	8.9 J
cis-1,2-Dichloroethene	0.84	Not Detected	3.3	Not Detected
Tetrahydrofuran	0.84	2.6	2.5	7.7
Chloroform	0.84	Not Detected	4.1	Not Detected
1,1,1-Trichloroethane	0.84	Not Detected	4.6	Not Detected
Cyclohexane	0.84	1.7	2.9	5.8
Carbon Tetrachloride	0.84	Not Detected	5.3	Not Detected
2,2,4-Trimethylpentane	0.84	2.5	3.9	12
Benzene	0.84	31	2.7	100
1,2-Dichloroethane	0.84	Not Detected	3.4	Not Detected
Heptane	0.84	1.1	3.4	4.5
Trichloroethene	0.84	Not Detected	4.5	Not Detected
1,2-Dichloropropane	0.84	Not Detected	3.9	Not Detected
1,4-Dioxane	3.4	Not Detected	12	Not Detected
Bromodichloromethane	0.84	Not Detected	5.6	Not Detected
cis-1,3-Dichloropropene	0.84	Not Detected	3.8	Not Detected
4-Methyl-2-pentanone	0.84	13	3.4	53
Toluene	0.84	1.5	3.2	5.7
trans-1,3-Dichloropropene	0.84	Not Detected	3.8	Not Detected
1,1,2-Trichloroethane	0.84	Not Detected	4.6	Not Detected
Tetrachloroethene	0.84	0.30 J	5.7	2.0 J

Air Toxics LTD.
Laboratory Services Since 1989

Client Sample ID: VMP-10-30-012512

Lab ID#: 1201501A-18A

EPA METHOD TO-15 GC/MS FULL SCAN

File Name:	**3020120**	**Date of Collection:**	**1/26/12 10:39:00 AM**
Dil. Factor:	**1.68**	**Date of Analysis:**	**2/1/12 05:54 PM**

Compound	Rpt. Limit (ppbv)	Amount (ppbv)	Rpt. Limit (ug/m3)	Amount (ug/m3)
2-Hexanone	3.4	Not Detected	14	Not Detected
Dibromochloromethane	0.84	Not Detected	7.2	Not Detected
1,2-Dibromoethane (EDB)	0.84	Not Detected	6.4	Not Detected
Chlorobenzene	0.84	Not Detected	3.9	Not Detected
Ethyl Benzene	0.84	Not Detected	3.6	Not Detected
m,p-Xylene	0.84	Not Detected	3.6	Not Detected
o-Xylene	0.84	Not Detected	3.6	Not Detected
Styrene	0.84	Not Detected	3.6	Not Detected
Bromoform	0.84	Not Detected	8.7	Not Detected
Cumene	0.84	0.62 J	4.1	3.0 J
1,1,2,2-Tetrachloroethane	0.84	Not Detected	5.8	Not Detected
Propylbenzene	0.84	Not Detected	4.1	Not Detected
4-Ethyltoluene	0.84	Not Detected	4.1	Not Detected
1,3,5-Trimethylbenzene	0.84	Not Detected	4.1	Not Detected
1,2,4-Trimethylbenzene	0.84	Not Detected	4.1	Not Detected
1,3-Dichlorobenzene	0.84	Not Detected	5.0	Not Detected
1,4-Dichlorobenzene	0.84	Not Detected	5.0	Not Detected
alpha-Chlorotoluene	0.84	Not Detected	4.3	Not Detected
1,2-Dichlorobenzene	0.84	Not Detected	5.0	Not Detected
1,2,4-Trichlorobenzene	3.4	Not Detected	25	Not Detected
Hexachlorobutadiene	3.4	Not Detected	36	Not Detected
Butane	3.4	3.6	8.0	8.5
Isopentane	3.4	9.3	9.9	27

J = Estimated value.

Container Type: 1 Liter Summa Canister

Surrogates	%Recovery	Method Limits
Toluene-d8	107	70-130
1,2-Dichloroethane-d4	112	70-130
4-Bromofluorobenzene	102	70-130

Air Toxics LTD.
Laboratory Services Since 1989

Client Sample ID: VMP-13-10.5-012712

Lab ID#: 1201501A-19A

EPA METHOD TO-15 GC/MS FULL SCAN

File Name:	3020121	Date of Collection:	1/26/12 11:23:00 AM
Dil. Factor:	4.89	Date of Analysis:	2/1/12 06:11 PM

Compound	Rpt. Limit (ppbv)	Amount (ppbv)	Rpt. Limit (ug/m3)	Amount (ug/m3)
Freon 12	2.4	0.48 J	12	2.4 J
Freon 114	2.4	Not Detected	17	Not Detected
Chloromethane	9.8	Not Detected	20	Not Detected
Vinyl Chloride	2.4	Not Detected	6.2	Not Detected
1,3-Butadiene	2.4	Not Detected	5.4	Not Detected
Bromomethane	2.4	Not Detected	9.5	Not Detected
Chloroethane	9.8	Not Detected	26	Not Detected
Freon 11	2.4	Not Detected	14	Not Detected
Ethanol	9.8	4.5 J	18	8.4 J
Freon 113	2.4	Not Detected	19	Not Detected
1,1-Dichloroethene	2.4	Not Detected	9.7	Not Detected
Acetone	9.8	8.5 J	23	20 J
2-Propanol	9.8	Not Detected	24	Not Detected
Carbon Disulfide	9.8	Not Detected	30	Not Detected
3-Chloropropene	9.8	Not Detected	31	Not Detected
Methylene Chloride	2.4	Not Detected	8.5	Not Detected
Methyl tert-butyl ether	2.4	Not Detected	8.8	Not Detected
trans-1,2-Dichloroethene	2.4	Not Detected	9.7	Not Detected
Hexane	2.4	16 J	8.6	57 J
1,1-Dichloroethane	2.4	Not Detected	9.9	Not Detected
2-Butanone (Methyl Ethyl Ketone)	9.8	Not Detected	29	Not Detected
cis-1,2-Dichloroethene	2.4	Not Detected	9.7	Not Detected
Tetrahydrofuran	2.4	Not Detected	7.2	Not Detected
Chloroform	2.4	Not Detected	12	Not Detected
1,1,1-Trichloroethane	2.4	Not Detected	13	Not Detected
Cyclohexane	2.4	8.4	8.4	.29
Carbon Tetrachloride	2.4	Not Detected	15	Not Detected
2,2,4-Trimethylpentane	2.4	11	11	52
Benzene	2.4	830 J	7.8	2600 J
1,2-Dichloroethane	2.4	Not Detected	9.9	Not Detected
Heptane	2.4	3.6	10	15
Trichloroethene	2.4	Not Detected	13	Not Detected
1,2-Dichloropropane	2.4	Not Detected	11	Not Detected
1,4-Dioxane	9.8	Not Detected	35	Not Detected
Bromodichloromethane	2.4	Not Detected	16	Not Detected
cis-1,3-Dichloropropene	2.4	Not Detected	11	Not Detected
4-Methyl-2-pentanone	2.4	3.2	10	13
Toluene	2.4	1.2 J	9.2	4.6 J
trans-1,3-Dichloropropene	2.4	Not Detected	11	Not Detected
1,1,2-Trichloroethane	2.4	Not Detected	13	Not Detected
Tetrachloroethene	2.4	Not Detected	16	Not Detected

Air Toxics LTD.
Laboratory Services Since 1989

Client Sample ID: VMP-13-10.5-012712

Lab ID#: 1201501A-19A

EPA METHOD TO-15 GC/MS FULL SCAN

File Name:	**3020121**	**Date of Collection:**	**1/26/12 11:23:00 AM**
Dil. Factor:	**4.89**	**Date of Analysis:**	**2/1/12 06:11 PM**

Compound	Rpt. Limit (ppbv)	Amount (ppbv)	Rpt. Limit (ug/m3)	Amount (ug/m3)
2-Hexanone	9.8	Not Detected	40	Not Detected
Dibromochloromethane	2.4	Not Detected	21	Not Detected
1,2-Dibromoethane (EDB)	2.4	Not Detected	19	Not Detected
Chlorobenzene	2.4	Not Detected	11	Not Detected
Ethyl Benzene	2.4	Not Detected	11	Not Detected
m,p-Xylene	2.4	Not Detected	11	Not Detected
o-Xylene	2.4	Not Detected	11	Not Detected
Styrene	2.4	Not Detected	10	Not Detected
Bromoform	2.4	Not Detected	25	Not Detected
Cumene	2.4	1.2 J	12	5.8 J
1,1,2,2-Tetrachloroethane	2.4	Not Detected	17	Not Detected
Propylbenzene	2.4	Not Detected	12	Not Detected
4-Ethyltoluene	2.4	Not Detected	12	Not Detected
1,3,5-Trimethylbenzene	2.4	Not Detected	12	Not Detected
1,2,4-Trimethylbenzene	2.4	Not Detected	12	Not Detected
1,3-Dichlorobenzene	2.4	Not Detected	15	Not Detected
1,4-Dichlorobenzene	2.4	Not Detected	15	Not Detected
alpha-Chlorotoluene	2.4	Not Detected	13	Not Detected
1,2-Dichlorobenzene	2.4	Not Detected	15	Not Detected
1,2,4-Trichlorobenzene	9.8	Not Detected	72	Not Detected
Hexachlorobutadiene	9.8	Not Detected	100	Not Detected
Butane	9.8	21	23	50
Isopentane	9.8	46 J	29	130 J

J = Estimated value.

Container Type: 1 Liter Summa Canister

Surrogates	%Recovery	Method Limits
Toluene-d8	100	70-130
1,2-Dichloroethane-d4	115	70-130
4-Bromofluorobenzene	100	70-130

Air Toxics LTD.
Laboratory Services Since 1989

Client Sample ID: VMP-13-10.5-012712-DUP

Lab ID#: 1201501A-20A

EPA METHOD TO-15 GC/MS FULL SCAN

File Name:	3020122	Date of Collection:	1/26/12 11:23:00 AM
Dil. Factor:	7.00	Date of Analysis:	2/1/12 06:28 PM

Compound	Rpt. Limit (ppbv)	Amount (ppbv)	Rpt. Limit (ug/m3)	Amount (ug/m3)
Freon 12	3.5	Not Detected	17	Not Detected
Freon 114	3.5	Not Detected	24	Not Detected
Chloromethane	14	Not Detected	29	Not Detected
Vinyl Chloride	3.5	Not Detected	8.9	Not Detected
1,3-Butadiene	3.5	Not Detected	7.7	Not Detected
Bromomethane	3.5	Not Detected	14	Not Detected
Chloroethane	14	Not Detected	37	Not Detected
Freon 11	3.5	Not Detected	20	Not Detected
Ethanol	14	Not Detected	26	Not Detected
Freon 113	3.5	Not Detected	27	Not Detected
1,1-Dichloroethene	3.5	Not Detected	14	Not Detected
Acetone	14	Not Detected	33	Not Detected
2-Propanol	14	Not Detected	34	Not Detected
Carbon Disulfide	14	Not Detected	44	Not Detected
3-Chloropropene	14	Not Detected	44	Not Detected
Methylene Chloride	3.5	Not Detected	12	Not Detected
Methyl tert-butyl ether	3.5	Not Detected	13	Not Detected
trans-1,2-Dichloroethene	3.5	Not Detected	14	Not Detected
Hexane	3.5	25 J	12	88 J
1,1-Dichloroethane	3.5	Not Detected	14	Not Detected
2-Butanone (Methyl Ethyl Ketone)	14	Not Detected	41	Not Detected
cis-1,2-Dichloroethene	3.5	Not Detected	14	Not Detected
Tetrahydrofuran	3.5	Not Detected	10	Not Detected
Chloroform	3.5	Not Detected	17	Not Detected
1,1,1-Trichloroethane	3.5	Not Detected	19	Not Detected
Cyclohexane	3.5	12	12	43
Carbon Tetrachloride	3.5	Not Detected	22	Not Detected
2,2,4-Trimethylpentane	3.5	17	16	80
Benzene	3.5	1200 J	11	3900 J
1,2-Dichloroethane	3.5	Not Detected	14	Not Detected
Heptane	3.5	5.8	14	24
Trichloroethene	3.5	Not Detected	19	Not Detected
1,2-Dichloropropane	3.5	Not Detected	16	Not Detected
1,4-Dioxane	14	Not Detected	50	Not Detected
Bromodichloromethane	3.5	Not Detected	23	Not Detected
cis-1,3-Dichloropropene	3.5	Not Detected	16	Not Detected
4-Methyl-2-pentanone	3.5	3.8	14	15
Toluene	3.5	1.2 J	13	4.7 J
trans-1,3-Dichloropropene	3.5	Not Detected	16	Not Detected
1,1,2-Trichloroethane	3.5	Not Detected	19	Not Detected
Tetrachloroethene	3.5	Not Detected	24	Not Detected

Air Toxics LTD.
Laboratory Services Since 1989

Client Sample ID: VMP-13-10.5-012712-DUP

Lab ID#: 1201501A-20A

EPA METHOD TO-15 GC/MS FULL SCAN

File Name:	**3020122**	**Date of Collection:**	**1/26/12 11:23:00 AM**
Dil. Factor:	**7.00**	**Date of Analysis:**	**2/1/12 06:28 PM**

Compound	Rpt. Limit (ppbv)	Amount (ppbv)	Rpt. Limit (ug/m3)	Amount (ug/m3)
2-Hexanone	14	Not Detected	57	Not Detected
Dibromochloromethane	3.5	Not Detected	30	Not Detected
1,2-Dibromoethane (EDB)	3.5	Not Detected	27	Not Detected
Chlorobenzene	3.5	Not Detected	16	Not Detected
Ethyl Benzene	3.5	Not Detected	15	Not Detected
m,p-Xylene	3.5	Not Detected	15	Not Detected
o-Xylene	3.5	Not Detected	15	Not Detected
Styrene	3.5	Not Detected	15	Not Detected
Bromoform	3.5	Not Detected	36	Not Detected
Cumene	3.5	1.3 J	17	6.5 J
1,1,2,2-Tetrachloroethane	3.5	Not Detected	24	Not Detected
Propylbenzene	3.5	Not Detected	17	Not Detected
4-Ethyltoluene	3.5	Not Detected	17	Not Detected
1,3,5-Trimethylbenzene	3.5	Not Detected	17	Not Detected
1,2,4-Trimethylbenzene	3.5	Not Detected	17	Not Detected
1,3-Dichlorobenzene	3.5	Not Detected	21	Not Detected
1,4-Dichlorobenzene	3.5	Not Detected	21	Not Detected
alpha-Chlorotoluene	3.5	Not Detected	18	Not Detected
1,2-Dichlorobenzene	3.5	Not Detected	21	Not Detected
1,2,4-Trichlorobenzene	14	Not Detected	100	Not Detected
Hexachlorobutadiene	14	Not Detected	150	Not Detected
Butane	14	34	33	80
Isopentane	14	82 J	41	240 J

J = Estimated value.

Container Type: 1 Liter Summa Canister

Surrogates	%Recovery	Method Limits
Toluene-d8	101	70-130
1,2-Dichloroethane-d4	118	70-130
4-Bromofluorobenzene	99	70-130

Air Toxics LTD.
Laboratory Services Since 1989

Client Sample ID: Lab Blank

Lab ID#: 1201501A-21A

EPA METHOD TO-15 GC/MS FULL SCAN

File Name:	3020106	Date of Collection: NA	
Dil. Factor:	1.00	Date of Analysis: 2/1/12 11:31 AM	

Compound	Rpt. Limit (ppbv)	Amount (ppbv)	Rpt. Limit (ug/m3)	Amount (ug/m3)
Freon 12	0.50	Not Detected	2.5	Not Detected
Freon 114	0.50	Not Detected	3.5	Not Detected
Chloromethane	2.0	Not Detected	4.1	Not Detected
Vinyl Chloride	0.50	Not Detected	1.3	Not Detected
1,3-Butadiene	0.50	Not Detected	1.1	Not Detected
Bromomethane	0.50	Not Detected	1.9	Not Detected
Chloroethane	2.0	Not Detected	5.3	Not Detected
Freon 11	0.50	Not Detected	2.8	Not Detected
Ethanol	2.0	Not Detected	3.8	Not Detected
Freon 113	0.50	Not Detected	3.8	Not Detected
1,1-Dichloroethene	0.50	Not Detected	2.0	Not Detected
Acetone	2.0	Not Detected	4.8	Not Detected
2-Propanol	2.0	Not Detected	4.9	Not Detected
Carbon Disulfide	2.0	Not Detected	6.2	Not Detected
3-Chloropropene	2.0	Not Detected	6.3	Not Detected
Methylene Chloride	0.50	Not Detected	1.7	Not Detected
Methyl tert-butyl ether	0.50	Not Detected	1.8	Not Detected
trans-1,2-Dichloroethene	0.50	Not Detected	2.0	Not Detected
Hexane	0.50	Not Detected	1.8	Not Detected
1,1-Dichloroethane	0.50	Not Detected	2.0	Not Detected
2-Butanone (Methyl Ethyl Ketone)	2.0	Not Detected	5.9	Not Detected
cis-1,2-Dichloroethene	0.50	Not Detected	2.0	Not Detected
Tetrahydrofuran	0.50	Not Detected	1.5	Not Detected
Chloroform	0.50	Not Detected	2.4	Not Detected
1,1,1-Trichloroethane	0.50	Not Detected	2.7	Not Detected
Cyclohexane	0.50	Not Detected	1.7	Not Detected
Carbon Tetrachloride	0.50	Not Detected	3.1	Not Detected
2,2,4-Trimethylpentane	0.50	Not Detected	2.3	Not Detected
Benzene	0.50	Not Detected	1.6	Not Detected
1,2-Dichloroethane	0.50	Not Detected	2.0	Not Detected
Heptane	0.50	Not Detected	2.0	Not Detected
Trichloroethene	0.50	Not Detected	2.7	Not Detected
1,2-Dichloropropane	0.50	Not Detected	2.3	Not Detected
1,4-Dioxane	2.0	Not Detected	7.2	Not Detected
Bromodichloromethane	0.50	Not Detected	3.4	Not Detected
cis-1,3-Dichloropropene	0.50	Not Detected	2.3	Not Detected
4-Methyl-2-pentanone	0.50	Not Detected	2.0	Not Detected
Toluene	0.50	Not Detected	1.9	Not Detected
trans-1,3-Dichloropropene	0.50	Not Detected	2.3	Not Detected
1,1,2-Trichloroethane	0.50	Not Detected	2.7	Not Detected
Tetrachloroethene	0.50	Not Detected	3.4	Not Detected

Air Toxics LTD.
Laboratory Services Since 1989

Client Sample ID: Lab Blank

Lab ID#: 1201501A-21A

EPA METHOD TO-15 GC/MS FULL SCAN

File Name:	3020106	Date of Collection: NA	
Dil. Factor:	1.00	Date of Analysis: 2/1/12 11:31 AM	

Compound	Rpt. Limit (ppbv)	Amount (ppbv)	Rpt. Limit (ug/m3)	Amount (ug/m3)
2-Hexanone	2.0	Not Detected	8.2	Not Detected
Dibromochloromethane	0.50	Not Detected	4.2	Not Detected
1,2-Dibromoethane (EDB)	0.50	Not Detected	3.8	Not Detected
Chlorobenzene	0.50	Not Detected	2.3	Not Detected
Ethyl Benzene	0.50	Not Detected	2.2	Not Detected
m,p-Xylene	0.50	Not Detected	2.2	Not Detected
o-Xylene	0.50	Not Detected	2.2	Not Detected
Styrene	0.50	Not Detected	2.1	Not Detected
Bromoform	0.50	Not Detected	5.2	Not Detected
Cumene	0.50	Not Detected	2.4	Not Detected
1,1,2,2-Tetrachloroethane	0.50	Not Detected	3.4	Not Detected
Propylbenzene	0.50	Not Detected	2.4	Not Detected
4-Ethyltoluene	0.50	Not Detected	2.4	Not Detected
1,3,5-Trimethylbenzene	0.50	Not Detected	2.4	Not Detected
1,2,4-Trimethylbenzene	0.50	Not Detected	2.4	Not Detected
1,3-Dichlorobenzene	0.50	Not Detected	3.0	Not Detected
1,4-Dichlorobenzene	0.50	Not Detected	3.0	Not Detected
alpha-Chlorotoluene	0.50	Not Detected	2.6	Not Detected
1,2-Dichlorobenzene	0.50	Not Detected	3.0	Not Detected
1,2,4-Trichlorobenzene	2.0	Not Detected	15	Not Detected
Hexachlorobutadiene	2.0	Not Detected	21	Not Detected
Butane	2.0	Not Detected	4.8	Not Detected
Isopentane	2.0	Not Detected	5.9	Not Detected

Container Type: NA - Not Applicable

Surrogates	%Recovery	Method Limits
Toluene-d8	102	70-130
1,2-Dichloroethane-d4	119	70-130
4-Bromofluorobenzene	98	70-130

Air Toxics LTD.
Laboratory Services Since 1989

Client Sample ID: CCV

Lab ID#: 120150IA-22A

EPA METHOD TO-15 GC/MS FULL SCAN

File Name:	3020102	Date of Collection: NA	
Dil. Factor:	1.00	Date of Analysis: 2/1/12 09:24 AM	

Compound	%Recovery
Freon 12	125
Freon 114	112
Chloromethane	90
Vinyl Chloride	104
1,3-Butadiene	98
Bromomethane	112
Chloroethane	97
Freon 11	124
Ethanol	98
Freon 113	107
1,1-Dichloroethene	100
Acetone	105
2-Propanol	99
Carbon Disulfide	100
3-Chloropropene	96
Methylene Chloride	105
Methyl tert-butyl ether	107
trans-1,2-Dichloroethene	106
Hexane	102
1,1-Dichloroethane	104
2-Butanone (Methyl Ethyl Ketone)	100
cis-1,2-Dichloroethene	98
Tetrahydrofuran	100
Chloroform	113
1,1,1-Trichloroethane	114
Cyclohexane	104
Carbon Tetrachloride	120
2,2,4-Trimethylpentane	101
Benzene	101
1,2-Dichloroethane	118
Heptane	108
Trichloroethene	107
1,2-Dichloropropane	102
1,4-Dioxane	99
Bromodichloromethane	116
cis-1,3-Dichloropropene	107
4-Methyl-2-pentanone	103
Toluene	99
trans-1,3-Dichloropropene	115
1,1,2-Trichloroethane	108
Tetrachloroethene	105

Air Toxics LTD.
Laboratory Services Since 1989

Client Sample ID: CCV

Lab ID#: 1201501A-22A

EPA METHOD TO-15 GC/MS FULL SCAN

File Name:	3020102	Date of Collection: NA	
Dil. Factor:	1.00	Date of Analysis: 2/1/12 09:24 AM	

Compound	%Recovery
2-Hexanone	112
Dibromochloromethane	120
1,2-Dibromoethane (EDB)	108
Chlorobenzene	102
Ethyl Benzene	103
m,p-Xylene	101
o-Xylene	105
Styrene	108
Bromoform	115
Cumene	114
1,1,2,2-Tetrachloroethane	102
Propylbenzene	112
4-Ethyltoluene	104
1,3,5-Trimethylbenzene	110
1,2,4-Trimethylbenzene	110
1,3-Dichlorobenzene	102
1,4-Dichlorobenzene	101
alpha-Chlorotoluene	108
1,2-Dichlorobenzene	100
1,2,4-Trichlorobenzene	94
Hexachlorobutadiene	105
Butane	93
Isopentane	101

Container Type: NA - Not Applicable

Surrogates	%Recovery	Method Limits
Toluene-d8	102	70-130
1,2-Dichloroethane-d4	118	70-130
4-Bromofluorobenzene	100	70-130

Air Toxics LTD.
Laboratory Services Since 1989

Client Sample ID: LCS

Lab ID#: 1201501A-23A

EPA METHOD TO-15 GC/MS FULL SCAN

File Name:	3020103	Date of Collection: NA
Dil. Factor:	1.00	Date of Analysis: 2/1/12 10:03 AM

Compound	%Recovery
Freon 12	123
Freon 114	111
Chloromethane	86
Vinyl Chloride	104
1,3-Butadiene	97
Bromomethane	103
Chloroethane	108
Freon 11	123
Ethanol	88
Freon 113	109
1,1-Dichloroethene	110
Acetone	108
2-Propanol	100
Carbon Disulfide	127
3-Chloropropene	119
Methylene Chloride	105
Methyl tert-butyl ether	106
trans-1,2-Dichloroethene	122
Hexane	104
1,1-Dichloroethane	105
2-Butanone (Methyl Ethyl Ketone)	101
cis-1,2-Dichloroethene	102
Tetrahydrofuran	97
Chloroform	115
1,1,1-Trichloroethane	116
Cyclohexane	108
Carbon Tetrachloride	122
2,2,4-Trimethylpentane	102
Benzene	106
1,2-Dichloroethane	122
Heptane	112
Trichloroethene	113
1,2-Dichloropropane	108
1,4-Dioxane	103
Bromodichloromethane	121
cis-1,3-Dichloropropene	110
4-Methyl-2-pentanone	107
Toluene	104
trans-1,3-Dichloropropene	120
1,1,2-Trichloroethane	112
Tetrachloroethene	110

Air Toxics LTD.
Laboratory Services Since 1989

Client Sample ID: LCS

Lab ID#: 1201501A-23A

EPA METHOD TO-15 GC/MS FULL SCAN

File Name:	**3020103**	**Date of Collection: NA**	
Dil. Factor:	**1.00**	**Date of Analysis: 2/1/12 10:03 AM**	

Compound	%Recovery
2-Hexanone	117
Dibromochloromethane	122
1,2-Dibromoethane (EDB)	116
Chlorobenzene	108
Ethyl Benzene	109
m,p-Xylene	109
o-Xylene	111
Styrene	113
Bromoform	119
Cumene	122
1,1,2,2-Tetrachloroethane	112
Propylbenzene	120
4-Ethyltoluene	109
1,3,5-Trimethylbenzene	116
1,2,4-Trimethylbenzene	114
1,3-Dichlorobenzene	110
1,4-Dichlorobenzene	109
alpha-Chlorotoluene	117
1,2-Dichlorobenzene	111
1,2,4-Trichlorobenzene	114
Hexachlorobutadiene	123
Butane	95
Isopentane	98

Container Type: NA - Not Applicable

Surrogates	%Recovery	Method Limits
Toluene-d8	103	70-130
1,2-Dichloroethane-d4	112	70-130
4-Bromofluorobenzene	104	70-130

Air Toxics LTD.
Laboratory Services Since 1989

Client Sample ID: LCSD

Lab ID#: 120150IA-23AA

EPA METHOD TO-15 GC/MS FULL SCAN

File Name:	3020104	Date of Collection: NA	
Dil. Factor:	1.00	Date of Analysis: 2/1/12 10:22 AM	

Compound	%Recovery
Freon 12	111
Freon 114	104
Chloromethane	81
Vinyl Chloride	94
1,3-Butadiene	89
Bromomethane	96
Chloroethane	87
Freon 11	113
Ethanol	80
Freon 113	100
1,1-Dichloroethene	99
Acetone	100
2-Propanol	94
Carbon Disulfide	118
3-Chloropropene	110
Methylene Chloride	97
Methyl tert-butyl ether	100
trans-1,2-Dichloroethene	109
Hexane	94
1,1-Dichloroethane	97
2-Butanone (Methyl Ethyl Ketone)	92
cis-1,2-Dichloroethene	92
Tetrahydrofuran	92
Chloroform	106
1,1,1-Trichloroethane	107
Cyclohexane	98
Carbon Tetrachloride	113
2,2,4-Trimethylpentane	94
Benzene	97
1,2-Dichloroethane	112
Heptane	102
Trichloroethene	103
1,2-Dichloropropane	100
1,4-Dioxane	93
Bromodichloromethane	111
cis-1,3-Dichloropropene	102
4-Methyl-2-pentanone	99
Toluene	96
trans-1,3-Dichloropropene	107
1,1,2-Trichloroethane	99
Tetrachloroethene	97

Air Toxics LTD.
Laboratory Services Since 1989

Client Sample ID: LCSD

Lab ID#: 1201501A-23AA

EPA METHOD TO-15 GC/MS FULL SCAN

File Name:	**3020104**	**Date of Collection: NA**	
Dil. Factor:	**1.00**	**Date of Analysis: 2/1/12 10:22 AM**	

Compound	%Recovery
2-Hexanone	106
Dibromochloromethane	109
1,2-Dibromoethane (EDB)	103
Chlorobenzene	96
Ethyl Benzene	96
m,p-Xylene	97
o-Xylene	103
Styrene	102
Bromoform	107
Cumene	109
1,1,2,2-Tetrachloroethane	101
Propylbenzene	109
4-Ethyltoluene	97
1,3,5-Trimethylbenzene	106
1,2,4-Trimethylbenzene	103
1,3-Dichlorobenzene	100
1,4-Dichlorobenzene	98
alpha-Chlorotoluene	102
1,2-Dichlorobenzene	99
1,2,4-Trichlorobenzene	102
Hexachlorobutadiene	109
Butane	83
Isopentane	94

Container Type: NA - Not Applicable

Surrogates	%Recovery	Method Limits
Toluene-d8	103	70-130
1,2-Dichloroethane-d4	111	70-130
4-Bromofluorobenzene	103	70-130

1201501

Shell Oil Products Chain Of Custody Record

URS

Air Toxics LTD.
Project Name: Roxana Soil Vapor
Project # 21562735.00011
Lab Vendor #

Please Check Appropriate Box:
☑ ENV. SERVICES ☐ MOTIVA RETAIL ☐ SHELL RETAIL
☐ MOTIVA SOACM ☐ CONSULTANT ☐ LUBES
☐ SHELL PIPELINE ☐ OTHER _____

Print Bill To Contact Name: Dave Palmer
PO #:
INCIDENT # (ENV. SERVICES): 9 7 2 1 6 6 4 0
☐ CHECK IF NO INCIDENT # APPLIES
SAP #: 3 4 0 0 6 1
DATE 27-Jan-12
PAGE ___1___ of __2

SAMPLING COMPANY: URS CORPORATION
LOG CODE:
SITE ADDRESS: Street and City: 900 SOUTH CENTRAL AVE – ROXANA
State: IL
GLOBAL ID NO.:
ADDRESS: 1001 HIGHLANDS PLAZA DRIVE WEST - SUITE 300, ST. LOUIS, MO 63110
ENV DELIVERABLE TO (name, company, office location): Elizabeth Kunkel, URS, St. Louis
PHONE NO.: 314-743-4179
E-MAIL: elizabeth.kunkel@urs.com
CONSULTANT PROJECT NAME: Roxana Soil Vapor
LABORATORY ADDRESS: Air Toxics LTD 180 Blue Ravine Road Suite B, Folsom CA 95630-4719
SAMPLER NAME(S) (PRINT): M. Miller, S. Voss, L. Reinhow, D. Millingly, C. Williams, C. Smith, C. Kreizer
TELEPHONE: 314-429-0100
FAX: 314-429-0462
BILL TO CONTACT E-MAIL: dave.palmer@urs.com

TURNAROUND TIME (CALENDAR DAYS): ☑ STANDARD (14 DAY) ☐ 5 DAYS ☐ 3 DAYS ☐ 2 DAYS ☐ 24 HOURS ☐ RESULTS NEEDED ON WEEKEND

☐ LA - RWQCB REPORT FORMAT ☑ UST AGENCY:

DELIVERABLES: ☐ LEVEL 1 ☐ LEVEL 2 ☐ LEVEL 3 ☑ LEVEL 4 ☐ OTHER (SPECIFY) _____

☑ SHELL CONTRACT RATE APPLIES
☐ STATE REIMBURSEMENT RATE APPLIES
☐ EDD NOT NEEDED
☑ RECEIPT VERIFICATION REQUESTED

REQUESTED ANALYSIS

Turn Around Time: ☑ Normal ☐ Rush ☐ Specify

Lab Use Only
Pressurized by:
Date:
Pressurization Gas: N_2 He

LAB USE ONLY	Field Sample Identification	SAMPLING DATE	SAMPLING TIME	Canister Number	Canister Pressure/Vacuum Initial	Final	Receipt	Final (psi)	Modified TO-15 + Butane & Isopentane	ASTM D-1946 + Helium	ASTM D-1946		Sample PID (ppm)
[illegible]	VMP-24-5-012512	01/25/12	0918 - 0930	2336	-29	-4.5			X	X			
[illegible]	VMP-24-10-012512	01/25/12	1024 - 1034	2659	-26	-4			X	X			
[illegible]	VMP-24-22-012512	01/25/12	1401 - 1436	2007F	-28	-4.5			X	X			
[illegible]	VMP-24-34-012512	01/25/12	1513 - 1514	2358	-28.5	-5.5			X	X			
[illegible]	VMP-23-5-012512	01/25/12	0949 - 1016	2210	-29.5	-5.5			X	X			
[illegible]	VMP-23-10-012512	01/25/12	1033 - 1130	2C014	-28.5	-6.5			X	X			
[illegible]	VMP-23-25-012512	01/25/12	1219 - 1232	2669	-29.5	-8			X	X			
[illegible]	VMP-22-38-012512	01/25/12	0841 - 0910	3090	-29.5	-8			X	X			
[illegible]	VMP 17-5 012612	01/26/12	1048 - 1118	0881 / 20780	-27.5	8			X	X			
[illegible]	VMP-19-5-012612	01/26/12	0935 - 1005	2146	-26.5	-6.5			X	X			

ADDITIONAL NOTES:
- 14 day hold time
- Report results between MDL and RL
- Level IV ECVP

FED EX
CUSTODY SEAL Y N NONE TE ACT? NA

Relinquished by (Signature)	Received by (Signature)	Date	Time
[signature]	FEDEX	1/27/12	1800
	[signature]	1/30/12	0900

09/2006 Revision

1201501

Shell Oil Products Chain Of Custody Record

URS

Air Toxics LTD.
Project Name: Roxana Soil Vapor
Project # 21562735.00011
Lab Vendor #

Please Check Appropriate Box: ☑ ENV. SERVICES ☐ MOTIVA RETAIL ☐ SHELL RETAIL ☐ MOTIVA SOACH ☐ CONSULTANT ☐ LUBES ☐ SHELL PIPELINE ☐ OTHER

Print Bill To Contact Name: Dave Palmer

INCIDENT # (ENV SERVICES): 9 7 2 1 6 6 4 0 ☐ CHECK IF NO INCIDENT # APPLIES

DATE 27-Jan-12

PAGE 2 of 2

PO #

SAP # 3 4 0 0 6 1

SAMPLED COMPANY: URS CORPORATION

LOG CODE

SITE ADDRESS: Street and City: 900 SOUTH CENTRAL AVE – ROXANA

State: IL

GLOBAL ID NO.:

ADDRESS: 1001 HIGHLANDS PLAZA DRIVE WEST - SUITE 300; ST. LOUIS, MO 63110

(OF DELIVERABLE TO (Name, Company, Office Location): Elizabeth Kunkel, URS, St Louis

PHONE NO: 314-743-4179

E-MAIL: elizabeth.kunkel@urs.com

CONSULTANT PROJECT NAME #: Roxana Soil Vapor

Laboratory Address: Air Toxics, LTD 180 Blue Ravine Road, Suite B Folsom, CA 95630-4719

SAMPLER NAME(s) (PRINT): M. Miller, B. Voss, L. Rathbun, C. Mullingly, C. Williams, C. Smith, C. Kreizer

TELEPHONE: 314-429-0100

FAX: 314-429-0462

BILL TO Contact E-MAIL: dave.palmer@urs.com

TURNAROUND TIME (CALENDAR DAYS): ☑ STANDARD (14 DAY) ☐ 5 DAYS ☐ 3 DAYS ☐ 2 DAYS ☐ 24 HOURS ☐ RESULTS NEEDED ON WEEKEND

☐ LA - RWQCB REPORT FORMAT ☑ LIST AGENCY:

DELIVERABLES: ☐ LEVEL 1 ☐ LEVEL 2 ☐ LEVEL 3 ☑ LEVEL 4 ☐ OTHER (SPECIFY)

☑ SHELL CONTRACT RATE APPLIES
☐ STATE REIMBURSEMENT RATE APPLIES
☐ EDD NOT NEEDED
☑ RECEIPT VERIFICATION REQUESTED

REQUESTED ANALYSIS

Turn Around Time: ☑ Normal ☐ Rush Specify

Lab Use Only: Pressurized by: Date: Pressurization Gas: N_2 He

CABOOSE ONLY	Field Sample Identification	SAMPLING DATE	SAMPLING TIME	Canister Number	Canister Pressure/Vacuum Initial	Final	Receipt	Final (psi)	Modified TO-15 + Butane & Isopentane	ASTM D-1946 + Helium	ASTM D-1946		Sample PID (ppm)
1A	VMP-11-5-012612	01/26/12	1249 - 1315	3487	-26	-8			X	X			
2A	VMP-11-8-012612	01/26/12	1341 - 1415	3603	-29.5	-7			X	X			
3A	VMP-11-29-012612	01/26/12	1403 - 1507	3919	-30	-6.5			X	X			
4A	VMP-10-5-012512	01/25/12	1330 - 1339	947	-30	-7.5			X	X			
5A	VMP-10-10-012512	01/25/12	1508 - 1539	776	-29	-9.5			X	X			
6A	VMP-10-10-012512-DUP	01/25/12	1508 - 1538	1370	-30	-10.5			X	X			
7A	VMP-10-20-012612	01/25/12	0916 - 1035	3060	-30	-7			X	X			
8A	VMP-10-30-012512	01/25/12	1006 - 1039	5622	-30	-7			X	X			
9A	VMP-13-10.5-012712	01/27/12	1030 - 1123	555	-28.5	-7			X	X			
10A	VMP-13-10.5-012712-DUP	01/27/12	1030 - 1123	2492	-29	-6.5			X	X			

ADDITIONAL NOTES:

- 14 day hold time
- Report results between MDL and RL
- Level IV ECVP

FEDEX

ACTIVE
Y N NONSITE NA

Relinquished by (Signature)	Received by (Signature)	Date	Time
	FEDEX	1/27/12	1800
Relinquished by (Signature)	Received by (Signature)	1/30/12	0900
Relinquished by (Signature)	Received by (Signature)	Date	Time

05/2006 Rev4.pdf

Air Toxics LTD.
Laboratory Services Since 1989

2/10/2012
Ms. Elizabeth Kunkel
URS Corporation
1001 Highlands Plaza Dr. West
Suite 300
St. Louis MO 63110

Project Name: Roxana Soil Vapor
Project #: 21562735.00011
Workorder #: 1201501B

Dear Ms. Elizabeth Kunkel

The following report includes the data for the above referenced project for sample(s) received on 1/30/2012 at Air Toxics Ltd.

The data and associated QC analyzed by Modified ASTM D-1946 are compliant with the project requirements or laboratory criteria with the exception of the deviations noted in the attached case narrative.

Thank you for choosing Air Toxics Ltd. for your air analysis needs. Air Toxics Ltd. is committed to providing accurate data of the highest quality. Please feel free to contact the Project Manager: Kelly Buettner at 916-985-1000 if you have any questions regarding the data in this report.

Regards,

Kelly Buettner

Kelly Buettner
Project Manager

180 BLUE RAVINE ROAD, SUITE B FOLSOM, CA - 95630
(916) 985-1000 .FAX (916) 985-1020
Hours 6:30 A.M to 5:30 PST

Air Toxics LTD.
Laboratory Services Since 1989

WORK ORDER #: 1201501B

Work Order Summary

CLIENT:	Ms. Elizabeth Kunkel URS Corporation 1001 Highlands Plaza Dr. West Suite 300 St. Louis, MO 63110	**BILL TO:**	Accounts Payable Austin URS Corporation P.O. BOX 203970 Austin, TX 78720-1088
PHONE:	314-743-4179	**P.O. #**	21562593.00009
FAX:		**PROJECT #**	21562735.00011 Roxana Soil Vapor
DATE RECEIVED:	01/30/2012	**CONTACT:**	Kelly Buettner
DATE COMPLETED:	02/10/2012		

FRACTION #	NAME	TEST	RECEIPT VAC./PRES.	FINAL PRESSURE
01A	VMP-24-5-012512	Modified ASTM D-1946	5.0 "Hg	5 psi
02A	VMP-24-10-012512	Modified ASTM D-1946	4.0 "Hg	5 psi
03A	VMP-24-22-012512	Modified ASTM D-1946	5.5 "Hg	5 psi
04A	VMP-24-34-012512	Modified ASTM D-1946	6.0 "Hg	5 psi
05A	VMP-23-5-012512	Modified ASTM D-1946	4.5 "Hg	5 psi
06A	VMP-23-10-012512	Modified ASTM D-1946	4.0 "Hg	5 psi
07A	VMP-23-25-012512	Modified ASTM D-1946	5.5 "Hg	5 psi
08A	VMP-22-38-012512	Modified ASTM D-1946	6.0 "Hg	5 psi
09A	VMP-17-5-012612	Modified ASTM D-1946	7.5 "Hg	5 psi
10A	VMP-19-5-012612	Modified ASTM D-1946	6.5 "Hg	5 psi
11A	VMP-11-5-012612	Modified ASTM D-1946	7.0 "Hg	5 psi
12A	VMP-11-8-012612	Modified ASTM D-1946	6.5 "Hg	5 psi
13A	VMP-11-29-012612	Modified ASTM D-1946	6.0 "Hg	5 psi
14A	VMP-10-5-012512	Modified ASTM D-1946	7.0 "Hg	5 psi
15A	VMP-10-10-012512	Modified ASTM D-1946	7.0 "Hg	5 psi
16A	VMP-10-10-012512-DUP	Modified ASTM D-1946	8.0 "Hg	5 psi
17A	VMP-10-20-012612	Modified ASTM D-1946	6.0 "Hg	5 psi

Continued on next page

Air Toxics LTD.
Laboratory Services Since 1989

WORK ORDER #: 1201501B

Work Order Summary

CLIENT:	Ms. Elizabeth Kunkel URS Corporation 1001 Highlands Plaza Dr. West Suite 300 St. Louis, MO 63110	**BILL TO:**	Accounts Payable Austin URS Corporation P.O. BOX 203970 Austin, TX 78720-1088
PHONE:	314-743-4179	**P.O. #**	21562593.00009
FAX:		**PROJECT #**	21562735.00011 Roxana Soil Vapor
DATE RECEIVED:	01/30/2012	**CONTACT:**	Kelly Buettner
DATE COMPLETED:	02/10/2012		

FRACTION #	NAME	TEST	RECEIPT VAC./PRES.	FINAL PRESSURE
18A	VMP-10-30-012512	Modified ASTM D-1946	6.0 "Hg	5 psi
19A	VMP-13-10.5-012712	Modified ASTM D-1946	6.5 "Hg	5 psi
20A	VMP-13-10.5-012712-DUP	Modified ASTM D-1946	7.0 "Hg	5 psi
21A	Lab Blank	Modified ASTM D-1946	NA	NA
21B	Lab Blank	Modified ASTM D-1946	NA	NA
22A	LCS	Modified ASTM D-1946	NA	NA
22AA	LCSD	Modified ASTM D-1946	NA	NA

CERTIFIED BY: _____ DATE: 02/10/12

Laboratory Director

Certfication numbers: AZ Licensure AZ0719, CA NELAP - 02110CA, LA NELAP - 02089, NY NELAP - 11291, TX NELAP - T104704434-11-3, UT NELAP -CA009332011-1, WA NELAP - C935
Name of Accrediting Agency: NELAP/Florida Department of Health, Scope of Application: Clean Air Act, Accreditation number: E87680, Effective date: 07/01/11 , Expiration date: 06/30/12.
Air Toxics Ltd. certifies that the test results contained in this report meet all requirements of the NELAC standards

This report shall not be reproduced, except in full, without the written approval of Air Toxics Ltd.

180 BLUE RAVINE ROAD, SUITE B FOLSOM, CA - 95630
(916) 985-1000 . (800) 985-5955 . FAX (916) 985-1020

LABORATORY NARRATIVE
Modified ASTM D-1946
URS Corporation
Workorder# 1201501B

Twenty 1 Liter Summa Canister samples were received on January 30, 2012. The laboratory performed analysis via Modified ASTM Method D-1946 for Methane and fixed gases in air using GC/FID or GC/TCD. The method involves direct injection of 1.0 mL of sample.

On the analytical column employed for this analysis, Oxygen coelutes with Argon. The corresponding peak is quantitated as Oxygen.

Since Nitrogen is used to pressurize samples, the reported Nitrogen values are calculated by adding all the sample components and subtracting from 100%.

Method modifications taken to run these samples are summarized in the table below. Specific project requirements may over-ride the ATL modifications.

Requirement	*ASTM D-1946*	*ATL Modifications*
Calibration	A single point calibration is performed using a reference standard closely matching the composition of the unknown.	A 3-point calibration curve is performed. Quantitation is based on a daily calibration standard which may or may not resemble the composition of the associated samples.
Reference Standard	The composition of any reference standard must be known to within 0.01 mol % for any component.	The standards used by ATL are blended to a >/= 95% accuracy.
Sample Injection Volume	Components whose concentrations are in excess of 5 % should not be analyzed by using sample volumes greater than 0.5 mL.	The sample container is connected directly to a fixed volume sample loop of 1.0 mL on the GC. Linear range is defined by the calibration curve. Bags are loaded by vacuum.
Normalization	Normalize the mole pereent values by multiplying each value by 100 and dividing by the sum of the original values. The sum of the original values should not differ from 100% by more than 1.0%.	Results are not normalized. The sum of the reported values ean differ from 100% by as much as 15%, either due to analytical variability or an unusual sample matrix.
Precision	Precision requirements established at each concentration level.	Duplicates should agree within 25% RPD for detections > 5 X's the RL.

Receiving Notes

There were no receiving discrepancies.

Analytical Notes

As per project specific client request the laboratory has reported estimated values for target compound hits that are below the Reporting Limit but greater than the Method Detection Limit.

Definition of Data Qualifying Flags

Seven qualifiers may have been used on the data analysis sheets and indicate as follows:
B - Compound present in laboratory blank greater than reporting limit.
J - Estimated value.
E - Exceeds instrument calibration range.
S - Saturated peak.
Q - Exceeds quality control limits.
U - Compound analyzed for but not detected above the detection limit.
M - Reported value may be biased due to apparent matrix interferences.
File extensions may have been used on the data analysis sheets and indicates as follows:
a-File was requantified
b-File was quantified by a second column and detector
r1-File was requantified for the purpose of reissue

Air Toxics LTD.
Laboratory Services Since 1989

Summary of Detected Compounds
NATURAL GAS ANALYSIS BY MODIFIED ASTM D-1946

Client Sample ID: VMP-24-5-012512

Lab ID#: 1201501B-01A

Compound	Rpt. Limit (%)	Amount (%)
Oxygen	0.16	18
Nitrogen	0.16	78
Methane	0.00016	0.00019
Carbon Dioxide	0.016	3.5
Helium	0.080	0.0065 J

Client Sample ID: VMP-24-10-012512

Lab ID#: 1201501B-02A

Compound	Rpt. Limit (%)	Amount (%)
Oxygen	0.16	15
Nitrogen	0.16	78
Methane	0.00016	0.00011 J
Carbon Dioxide	0.016	7.2

Client Sample ID: VMP-24-22-012512

Lab ID#: 1201501B-03A

Compound	Rpt. Limit (%)	Amount (%)
Oxygen	0.16	14
Nitrogen	0.16	77
Methane	0.00016	0.00011 J
Carbon Dioxide	0.016	9.0
Helium	0.082	0.23

Client Sample ID: VMP-24-34-012512

Lab ID#: 1201501B-04A

Compound	Rpt. Limit (%)	Amount (%)
Oxygen	0.17	15
Nitrogen	0.17	77

Air Toxics LTD.
Laboratory Services Since 1989

Summary of Detected Compounds
NATURAL GAS ANALYSIS BY MODIFIED ASTM D-1946

Client Sample ID: VMP-24-34-012512

Lab ID#: 1201501B-04A

Methane	0.00017	0.000091 J
Carbon Dioxide	0.017	7.6

Client Sample ID: VMP-23-5-012512

Lab ID#: 1201501B-05A

Compound	Rpt. Limit (%)	Amount (%)
Oxygen	0.16	20
Nitrogen	0.16	78
Methane	0.00016	0.00011 J
Carbon Dioxide	0.016	1.9
Helium	0.079	0.0075 J

Client Sample ID: VMP-23-10-012512

Lab ID#: 1201501B-06A

Compound	Rpt. Limit (%)	Amount (%)
Oxygen	0.16	17
Nitrogen	0.16	79
Methane	0.00016	0.000064 J
Carbon Dioxide	0.016	4.4
Helium	0.078	0.026 J

Client Sample ID: VMP-23-25-012512

Lab ID#: 1201501B-07A

Compound	Rpt. Limit (%)	Amount (%)
Oxygen	0.16	6.8
Nitrogen	0.16	81
Carbon Dioxide	0.016	12
Helium	0.082	0.25

Air Toxics LTD.
Laboratory Services Since 1989

Summary of Detected Compounds
NATURAL GAS ANALYSIS BY MODIFIED ASTM D-1946

Client Sample ID: VMP-22-38-012512

Lab ID#: 1201501B-08A

Compound	Rpt. Limit (%)	Amount (%)
Oxygen	0.17	1.8
Nitrogen	0.17	83
Methane	0.00017	0.0076
Carbon Dioxide	0.017	15

Client Sample ID: VMP-17-5-012612

Lab ID#: 1201501B-09A

Compound	Rpt. Limit (%)	Amount (%)
Oxygen	0.18	18
Nitrogen	0.18	79
Carbon Dioxide	0.018	2.8

Client Sample ID: VMP-19-5-012612

Lab ID#: 1201501B-10A

Compound	Rpt. Limit (%)	Amount (%)
Oxygen	0.17	17
Nitrogen	0.17	78
Methane	0.00017	0.000058 J
Carbon Dioxide	0.017	4.6
Helium	0.086	0.0080 J

Client Sample ID: VMP-11-5-012612

Lab ID#: 1201501B-11A

Compound	Rpt. Limit (%)	Amount (%)
Oxygen	0.18	9.5
Nitrogen	0.18	81
Methane	0.00018	0.000049 J
Carbon Dioxide	0.018	9.6

Air Toxics LTD.
Laboratory Services Since 1989

Summary of Detected Compounds
NATURAL GAS ANALYSIS BY MODIFIED ASTM D-1946

Client Sample ID: VMP-11-8-012612

Lab ID#: 1201501B-12A

Compound	Rpt. Limit (%)	Amount (%)
Oxygen	0.17	9.1
Nitrogen	0.17	81
Methane	0.00017	0.000023 J
Carbon Dioxide	0.017	10
Helium	0.086	0.025 J

Client Sample ID: VMP-11-29-012612

Lab ID#: 1201501B-13A

Compound	Rpt. Limit (%)	Amount (%)
Oxygen	0.17	1.9
Nitrogen	0.17	82
Methane	0.00017	0.00022
Carbon Dioxide	0.017	16

Client Sample ID: VMP-10-5-012512

Lab ID#: 1201501B-14A

Compound	Rpt. Limit (%)	Amount (%)
Oxygen	0.18	18
Nitrogen	0.18	79
Carbon Dioxide	0.018	3.3
Helium	0.088	0.046 J

Client Sample ID: VMP-10-10-012512

Lab ID#: 1201501B-15A

Compound	Rpt. Limit (%)	Amount (%)
Oxygen	0.18	17
Nitrogen	0.18	79
Carbon Dioxide	0.018	4.0

Air Toxics LTD.
Laboratory Services Since 1989

Summary of Detected Compounds
NATURAL GAS ANALYSIS BY MODIFIED ASTM D-1946

Client Sample ID: VMP-10-10-012512-DUP

Lab ID#: 1201501B-16A

Compound	Rpt. Limit (%)	Amount (%)
Oxygen	0.18	17
Nitrogen	0.18	79
Methane	0.00018	0.00011 J
Carbon Dioxide	0.018	4.1

Client Sample ID: VMP-10-20-012612

Lab ID#: 1201501B-17A

Compound	Rpt. Limit (%)	Amount (%)
Oxygen	0.17	15
Nitrogen	0.17	79
Methane	0.00017	0.000016 J
Carbon Dioxide	0.017	5.6

Client Sample ID: VMP-10-30-012512 Results from this sample are not usable, please see Section 1.0 of Data Review.

Lab ID#: 1201501B-18A

Compound	Rpt. Limit (%)	Amount (%)
Oxygen	0.17	10
Nitrogen	0.17	38
Methane	0.00017	0.00012 J
Carbon Dioxide	0.017	0.046
Helium	0.084	52

Client Sample ID: VMP-13-10.5-012712

Lab ID#: 1201501B-19A

Compound	Rpt. Limit (%)	Amount (%)
Oxygen	0.17	12
Nitrogen	0.17	82
Methane	0.00017	0.000062 J

Air Toxics LTD.
Laboratory Services Since 1989

Summary of Detected Compounds
NATURAL GAS ANALYSIS BY MODIFIED ASTM D-1946

Client Sample ID: VMP-13-10.5-012712

Lab ID#: I201501B-19A

Carbon Dioxide	0.017	5.8
Helium	0.086	0.23

Client Sample ID: VMP-13-10.5-012712-DUP

Lab ID#: 120150IB-20A

Compound	Rpt. Limit (%)	Amount (%)
Oxygen	0.18	12
Nitrogen	0.18	81
Methane	0.00018	0.000064 J
Carbon Dioxide	0.018	5.9
Helium	0.088	0.75

Air Toxics LTD.
Laboratory Services Since 1989

Client Sample ID: VMP-24-5-012512

Lab ID#: 1201501B-01A

NATURAL GAS ANALYSIS BY MODIFIED ASTM D-1946

File Name:	**9020105**	**Date of Collection:**	**1/25/12 9:50:00 AM**
Dil. Factor:	**1.61**	**Date of Analysis:**	**2/1/12 07:18 AM**

Compound	**Rpt. Limit (%)**	**Amount (%)**
Oxygen	0.16	18
Nitrogen	0.16	78
Carbon Monoxide	0.016	Not Detected
Methane	0.00016	0.00019
Carbon Dioxide	0.016	3.5
Ethane	0.0016	Not Detected
Ethene	0.0016	Not Detected
Helium	0.080	0.0065 J

J = Estimated value.

Container Type: 1 Liter Summa Canister

Air Toxics LTD.
Laboratory Services Since 1989

Client Sample ID: VMP-24-10-012512

Lab ID#: 1201501B-02A

NATURAL GAS ANALYSIS BY MODIFIED ASTM D-1946

File Name:	**9020106**	**Date of Collection:**	**1/25/12 10:54:00 AM**
Dil. Factor:	**1.55**	**Date of Analysis:**	**2/1/12 07:43 AM**

Compound	**Rpt. Limit (%)**	**Amount (%)**
Oxygen	0.16	15
Nitrogen	0.16	78
Carbon Monoxide	0.016	Not Detected
Methane	0.00016	0.00011 J
Carbon Dioxide	0.016	7.2
Ethane	0.0016	Not Detected
Ethene	0.0016	Not Detected
Helium	0.078	Not Detected

J = Estimated value.

Container Type: 1 Liter Summa Canister

Air Toxics LTD.
Laboratory Services Since 1989

Client Sample ID: VMP-24-22-012512

Lab ID#: 1201501B-03A

NATURAL GAS ANALYSIS BY MODIFIED ASTM D-1946

File Name:	**9020107**	**Date of Collection:**	**1/25/12 2:36:00 PM**
Dil. Factor:	**1.64**	**Date of Analysis:**	**2/1/12 08:13 AM**

Compound	Rpt. Limit (%)	Amount (%)
Oxygen	0.16	14
Nitrogen	0.16	77
Carbon Monoxide	0.016	Not Detected
Methane	0.00016	0.00011 J
Carbon Dioxide	0.016	9.0
Ethane	0.0016	Not Detected
Ethene	0.0016	Not Detected
Helium	0.082	0.23

J = Estimated value.

Container Type: 1 Liter Summa Canister

Air Toxics LTD.
Laboratory Services Since 1989

Client Sample ID: VMP-24-34-012512

Lab ID#: 120150IB-04A

NATURAL GAS ANALYSIS BY MODIFIED ASTM D-1946

File Name:	**9020108**	**Date of Collection:**	**1/25/12 3:44:00 PM**
Dil. Factor:	**1.68**	**Date of Analysis:**	**2/1/12 08:37 AM**

Compound	**Rpt. Limit (%)**	**Amount (%)**
Oxygen	0.17	15
Nitrogen	0.17	77
Carbon Monoxide	0.017	Not Detected
Methane	0.00017	0.000091 J
Carbon Dioxide	0.017	7.6
Ethane	0.0017	Not Detected
Ethene	0.0017	Not Detected
Helium	0.084	Not Detected

J = Estimated value.

Container Type: 1 Liter Summa Canister

Air Toxics LTD.
Laboratory Services Since 1989

Client Sample ID: VMP-23-5-012512

Lab ID#: 1201501B-05A

NATURAL GAS ANALYSIS BY MODIFIED ASTM D-1946

File Name:	**9020109**	**Date of Collection:**	**1/25/12 10:26:00 AM**
Dil. Factor:	**1.58**	**Date of Analysis:**	**2/1/12 09:41 AM**

Compound	**Rpt. Limit (%)**	**Amount (%)**
Oxygen	0.16	20
Nitrogen	0.16	78
Carbon Monoxide	0.016	Not Detected
Methane	0.00016	0.00011 J
Carbon Dioxide	0.016	1.9
Ethane	0.0016	Not Detected
Ethene	0.0016	Not Detected
Helium	0.079	0.0075 J

J = Estimated value.

Container Type: 1 Liter Summa Canister

Air Toxics LTD.
Laboratory Services Since 1989

Client Sample ID: VMP-23-10-012512

Lab ID#: 1201501B-06A

NATURAL GAS ANALYSIS BY MODIFIED ASTM D-1946

File Name:	**9020110**	**Date of Collection:**	**1/25/12 11:30:00 AM**
Dil. Factor:	**1.55**	**Date of Analysis:**	**2/1/12 10:09 AM**

Compound	**Rpt. Limit (%)**	**Amount (%)**
Oxygen	0.16	17
Nitrogen	0.16	79
Carbon Monoxide	0.016	Not Detected
Methane	0.00016	0.000064 J
Carbon Dioxide	0.016	4.4
Ethane	0.0016	Not Detected
Ethene	0.0016	Not Detected
Helium	0.078	0.026 J

J = Estimated value.

Container Type: 1 Liter Summa Canister

Air Toxics LTD.
Laboratory Services Since 1989

Client Sample ID: VMP-23-25-0125I2

Lab ID#: 1201501B-07A

NATURAL GAS ANALYSIS BY MODIFIED ASTM D-1946

File Name:	**9020111**	**Date of Collection:**	**1/25/12 12:52:00 PM**
Dil. Factor:	**1.64**	**Date of Analysis:**	**2/1/12 10:32 AM**

Compound	Rpt. Limit (%)	Amount (%)
Oxygen	0.16	6.8
Nitrogen	0.16	81
Carbon Monoxide	0.016	Not Detected
Methane	0.00016	Not Detected
Carbon Dioxide	0.016	12
Ethane	0.0016	Not Detected
Ethene	0.0016	Not Detected
Helium	0.082	0.25

Container Type: 1 Liter Summa Canister

Air Toxics LTD.
Laboratory Services Since 1989

Client Sample ID: VMP-22-38-012512

Lab ID#: 120150IB-08A

NATURAL GAS ANALYSIS BY MODIFIED ASTM D-1946

File Name:	9020112	Date of Collection:	1/25/12 9:10:00 AM
Dil. Factor:	1.68	Date of Analysis:	2/1/12 10:59 AM

Compound	Rpt. Limit (%)	Amount (%)
Oxygen	0.17	1.8
Nitrogen	0.17	83
Carbon Monoxide	0.017	Not Detected
Methane	0.00017	0.0076
Carbon Dioxide	0.017	15
Ethane	0.0017	Not Detected
Ethene	0.0017	Not Detected
Helium	0.084	Not Detected

Container Type: 1 Liter Summa Canister

Air Toxics LTD.
Laboratory Services Since 1989

Client Sample ID: VMP-17-5-012612

Lab ID#: 1201501B-09A

NATURAL GAS ANALYSIS BY MODIFIED ASTM D-1946

File Name:	9020113	Date of Collection:	1/26/12 11:18:00 AM
Dil. Factor:	1.79	Date of Analysis:	2/1/12 11:24 AM

Compound	Rpt. Limit (%)	Amount (%)
Oxygen	0.18	18
Nitrogen	0.18	79
Carbon Monoxide	0.018	Not Detected
Methane	0.00018	Not Detected
Carbon Dioxide	0.018	2.8
Ethane	0.0018	Not Detected
Ethene	0.0018	Not Detected
Helium	0.090	Not Detected

Container Type: 1 Liter Summa Canister

Air Toxics LTD.
Laboratory Services Since 1989

Client Sample ID: VMP-19-5-012612

Lab ID#: 1201501B-10A

NATURAL GAS ANALYSIS BY MODIFIED ASTM D-1946

File Name:	**9020114**	**Date of Collection:**	**1/26/12 10:05:00 AM**
Dil. Factor:	**1.71**	**Date of Analysis:**	**2/1/12 11:56 AM**

Compound	**Rpt. Limit (%)**	**Amount (%)**
Oxygen	0.17	17
Nitrogen	0.17	78
Carbon Monoxide	0.017	Not Detected
Methane	0.00017	0.000058 J
Carbon Dioxide	0.017	4.6
Ethane	0.0017	Not Detected
Ethene	0.0017	Not Detected
Helium	0.086	0.0080 J

J = Estimated value.

Container Type: 1 Liter Summa Canister

Air Toxics LTD.
Laboratory Services Since 1989

Client Sample ID: VMP-11-5-012612

Lab ID#: 1201501B-11A

NATURAL GAS ANALYSIS BY MODIFIED ASTM D-1946

File Name:	**9020115**	**Date of Collection:**	**1/26/12 1:17:00 PM**
Dil. Factor:	**1.75**	**Date of Analysis:**	**2/1/12 12:21 PM**

Compound	**Rpt. Limit (%)**	**Amount (%)**
Oxygen	0.18	9.5
Nitrogen	0.18	81
Carbon Monoxide	0.018	Not Detected
Methane	0.00018	0.000049 J
Carbon Dioxide	0.018	9.6
Ethane	0.0018	Not Detected
Ethene	0.0018	Not Detected
Helium	0.088	Not Detected

J = Estimated value.

Container Type: 1 Liter Summa Canister

Air Toxics LTD.
Laboratory Services Since 1989

Client Sample ID: VMP-11-8-012612

Lab ID#: 1201501B-12A

NATURAL GAS ANALYSIS BY MODIFIED ASTM D-1946

File Name:	**9020116**	**Date of Collection:**	**1/26/12 2:13:00 PM**
Dil. Factor:	**1.71**	**Date of Analysis:**	**2/1/12 12:47 PM**

Compound	**Rpt. Limit (%)**	**Amount (%)**
Oxygen	0.17	9.1
Nitrogen	0.17	81
Carbon Monoxide	0.017	Not Detected
Methane	0.00017	0.000023 J
Carbon Dioxide	0.017	10
Ethane	0.0017	Not Detected
Ethene	0.0017	Not Detected
Helium	0.086	0.025 J

J = Estimated value.

Container Type: 1 Liter Summa Canister

Air Toxics LTD.
Laboratory Services Since 1989

Client Sample ID: VMP-11-29-012612

Lab ID#: 1201501B-13A

NATURAL GAS ANALYSIS BY MODIFIED ASTM D-1946

File Name:	9020117	Date of Collection:	1/26/12 3:07:00 PM
Dil. Factor:	1.68	Date of Analysis:	2/1/12 01:44 PM

Compound	Rpt. Limit (%)	Amount (%)
Oxygen	0.17	1.9
Nitrogen	0.17	82
Carbon Monoxide	0.017	Not Detected
Methane	0.00017	0.00022
Carbon Dioxide	0.017	16
Ethane	0.0017	Not Detected
Ethene	0.0017	Not Detected
Helium	0.084	Not Detected

Container Type: 1 Liter Summa Canister

Air Toxics LTD.
Laboratory Services Since 1989

Client Sample ID: VMP-10-5-012512

Lab ID#: 1201501B-14A

NATURAL GAS ANALYSIS BY MODIFIED ASTM D-1946

File Name:	**9020118**	**Date of Collection:**	**1/26/12 1:59:00 PM**
Dil. Factor:	**1.75**	**Date of Analysis:**	**2/1/12 02:36 PM**

Compound	**Rpt. Limit (%)**	**Amount (%)**
Oxygen	0.18	18
Nitrogen	0.18	79
Carbon Monoxide	0.018	Not Detected
Methane	0.00018	Not Detected
Carbon Dioxide	0.018	3.3
Ethane	0.0018	Not Detected
Ethene	0.0018	Not Detected
Helium	0.088	0.046 J

J = Estimated value.

Container Type: 1 Liter Summa Canister

Air Toxics LTD.
Laboratory Services Since 1989

Client Sample ID: VMP-10-10-012512

Lab ID#: 1201501B-15A

NATURAL GAS ANALYSIS BY MODIFIED ASTM D-1946

File Name:	9020119	Date of Collection:	1/26/12 3:38:00 PM
Dil. Factor:	1.75	Date of Analysis:	2/1/12 02:57 PM

Compound	Rpt. Limit (%)	Amount (%)
Oxygen	0.18	17
Nitrogen	0.18	79
Carbon Monoxide	0.018	Not Detected
Methane	0.00018	Not Detected
Carbon Dioxide	0.018	4.0
Ethane	0.0018	Not Detected
Ethene	0.0018	Not Detected
Helium	0.088	Not Detected

Container Type: 1 Liter Summa Canister

Air Toxics LTD.
Laboratory Services Since 1989

Client Sample ID: VMP-10-10-012512-DUP

Lab ID#: 1201501B-16A

NATURAL GAS ANALYSIS BY MODIFIED ASTM D-1946

File Name:	**9020120**	**Date of Collection:**	**1/26/12 3:38:00 PM**
Dil. Factor:	**1.83**	**Date of Analysis:**	**2/1/12 03:20 PM**

Compound	**Rpt. Limit (%)**	**Amount (%)**
Oxygen	0.18	17
Nitrogen	0.18	79
Carbon Monoxide	0.018	Not Detected
Methane	0.00018	0.00011 J
Carbon Dioxide	0.018	4.1
Ethane	0.0018	Not Detected
Ethene	0.0018	Not Detected
Helium	0.092	Not Detected

J = Estimated value.

Container Type: 1 Liter Summa Canister

Air Toxics LTD.
Laboratory Services Since 1989

Client Sample ID: VMP-10-20-012612

Lab ID#: 1201501B-17A

NATURAL GAS ANALYSIS BY MODIFIED ASTM D-1946

File Name:	9020121	Date of Collection:	1/26/12 10:27:00 AM
Dil. Factor:	1.68	Date of Analysis:	2/1/12 03:55 PM

Compound	Rpt. Limit (%)	Amount (%)
Oxygen	0.17	15
Nitrogen	0.17	79
Carbon Monoxide	0.017	Not Detected
Methane	0.00017	0.000016 J
Carbon Dioxide	0.017	5.6
Ethane	0.0017	Not Detected
Ethene	0.0017	Not Detected
Helium	0.084	Not Detected

J = Estimated value.

Container Type: 1 Liter Summa Canister

Air Toxics LTD.
Laboratory Services Since 1989

Results from this sample are not usable, please see Section 1.0 of Data Review.

Client Sample ID: VMP-10-30-012512

Lab ID#: I201501B-18A

NATURAL GAS ANALYSIS BY MODIFIED ASTM D-1946

File Name:	**9020122**	**Date of Collection:**	**1/26/12 10:39:00 AM**
Dil. Factor:	**1.68**	**Date of Analysis:**	**2/1/12 04:16 PM**

Compound	**Rpt. Limit (%)**	**Amount (%)**
Oxygen	0.17	10
Nitrogen	0.17	38
Carbon Monoxide	0.017	Not Detected
Methane	0.00017	0.00012 J
Carbon Dioxide	0.017	0.046
Ethane	0.0017	Not Detected
Ethene	0.0017	Not Detected
Helium	0.084	52

J = Estimated value.

Container Type: 1 Liter Summa Canister

Air Toxics LTD.
Laboratory Services Since 1989

Client Sample ID: VMP-13-10.5-012712

Lab ID#: I201501B-I9A

NATURAL GAS ANALYSIS BY MODIFIED ASTM D-1946

File Name:	**9020123**	**Date of Collection:**	**1/26/12 11:23:00 AM**
Dil. Factor:	**1.71**	**Date of Analysis:**	**2/1/12 04:52 PM**

Compound	**Rpt. Limit (%)**	**Amount (%)**
Oxygen	0.17	12
Nitrogen	0.17	82
Carbon Monoxide	0.017	Not Detected
Methane	0.00017	0.000062 J
Carbon Dioxide	0.017	5.8
Ethane	0.0017	Not Detected
Ethene	0.0017	Not Detected
Helium	0.086	0.23

J = Estimated value.

Container Type: 1 Liter Summa Canister

Air Toxics LTD.
Laboratory Services Since 1989

Client Sample ID: VMP-13-10.5-012712-DUP

Lab ID#: 1201501B-20A

NATURAL GAS ANALYSIS BY MODIFIED ASTM D-1946

File Name:	**9020124**	**Date of Collection:**	**1/26/12 11:23:00 AM**
Dil. Factor:	**1.75**	**Date of Analysis:**	**2/1/12 05:16 PM**

Compound	Rpt. Limit (%)	Amount (%)
Oxygen	0.18	12
Nitrogen	0.18	81
Carbon Monoxide	0.018	Not Detected
Methane	0.00018	0.000064 J
Carbon Dioxide	0.018	5.9
Ethane	0.0018	Not Detected
Ethene	0.0018	Not Detected
Helium	0.088	0.75

J = Estimated value.

Container Type: 1 Liter Summa Canister

Air Toxics LTD.
Laboratory Services Since 1989

Client Sample ID: Lab Blank

Lab ID#: 1201501B-21A

NATURAL GAS ANALYSIS BY MODIFIED ASTM D-1946

File Name:	9020104	Date of Collection: NA	
Dil. Factor:	1.00	Date of Analysis: 1/31/12 10:02 PM	

Compound	Rpt. Limit (%)	Amount (%)
Oxygen	0.10	0.010 J
Nitrogen	0.10	0.050 J
Carbon Monoxide	0.010	Not Detected
Methane	0.00010	Not Detected
Carbon Dioxide	0.010	Not Detected
Ethane	0.0010	Not Detected
Ethene	0.0010	Not Detected

J = Estimated value.

Container Type: NA - Not Applicable

Air Toxics LTD.
Laboratory Services Since 1989

Client Sample ID: Lab Blank

Lab ID#: 1201501B-21B

NATURAL GAS ANALYSIS BY MODIFIED ASTM D-1946

File Name:	9020103b	Date of Collection: NA	
Dil. Factor:	1.00	Date of Analysis: 1/31/12 09:39 PM	

Compound	Rpt. Limit (%)	Amount (%)
Helium	0.050	Not Detected

Container Type: NA - Not Applicable

Air Toxics LTD.
Laboratory Services Since 1989

Client Sample ID: LCS

Lab ID#: 1201501B-22A

NATURAL GAS ANALYSIS BY MODIFIED ASTM D-1946

File Name:	9020102	Date of Collection: NA	
Dil. Factor:	1.00	Date of Analysis: 1/31/12 09:17 PM	

Compound	%Recovery
Oxygen	100
Nitrogen	101
Carbon Monoxide	99
Methane	99
Carbon Dioxide	102
Ethane	102
Ethene	100
Helium	94

Container Type: NA - Not Applicable

Air Toxics LTD.
Laboratory Services Since 1989

Client Sample ID: LCSD

Lab ID#: 1201501B-22AA

NATURAL GAS ANALYSIS BY MODIFIED ASTM D-1946

File Name:	**9020126**	**Date of Collection: NA**	
Dil. Factor:	**1.00**	**Date of Analysis: 2/1/12 07:16 PM**	

Compound	**%Recovery**
Oxygen	100
Nitrogen	101
Carbon Monoxide	99
Methane	102
Carbon Dioxide	102
Ethane	104
Ethene	103
Helium	93

Container Type: NA - Not Applicable

1201501

Shell Oil Products Chain Of Custody Record

URS

Air Toxics LTD.
Project Name: Roxana Soil Vapor
Project # 21562735.00011
Lab Vendor #

Please Check Appropriate Box:
☒ ENV. SERVICES ☐ MOTIVA RETAIL ☐ SHELL RETAIL
☐ MOTIVA SOACH ☐ CONSULTANT ☐ LUBES
☐ SHELL PIPELINE ☐ OTHER _____

Print Bill To Contact Name: Dave Palmer
PO #:

INCIDENT # (ENV SERVICES): 9 7 2 1 6 6 4 0
SAP #: 3 4 0 0 6
☐ CHECK IF NO INCIDENT # APPLIES
DATE 27-Jan-12
PAGE 1 of 2

SAMPLING COMPANY: URS CORPORATION
LOG CODE:
SITE ADDRESS: Street and City: 900 SOUTH CENTRAL AVE – ROXANA
State: IL
GLOBAL ID NO.:
ADDRESS: 1001 HIGHLANDS PLAZA DRIVE WEST - SUITE 300, ST LOUIS, MO 63110
PROJECT MANAGER: Elizabeth Kunkel, URS, St. Louis
PHONE NO.: 314-743-4179
EMAIL: elizabeth.kunkel@urs.com
CONSULTANT PROJECT NAME: Roxana Soil Vapor
LABORATORY ADDRESS: Air Toxics LTD 180 Blue Ravine Road Suite B, Folsom CA 95630-4719
TELEPHONE: 314-429-0100
FAX: 314-429-0462
BILL TO CONTACT EMAIL: dave.palmer@urs.com
SAMPLER NAME(S) (Print): M. Miller, S. Voss, L. Reinnow, D. Mellingly, C. Williams, C. Smith, C. Kreider

TURNAROUND TIME (CALENDAR DAYS):
☒ STANDARD (14 DAY) ☐ 5 DAYS ☐ 3 DAYS ☐ 2 DAYS ☐ 24 HOURS ☐ RESULTS NEEDED ON WEEKEND

☐ LA - RWQCB REPORT FORMAT ☒ UST AGENCY:
DELIVERABLES: ☐ LEVEL 1 ☐ LEVEL 2 ☐ LEVEL 3 ☒ LEVEL 4 ☐ OTHER (SPECIFY) _____

☒ SHELL CONTRACT RATE APPLIES
☐ STATE REIMBURSEMENT RATE APPLIES
☐ EDD NOT NEEDED
☒ RECEIPT VERIFICATION REQUESTED

REQUESTED ANALYSIS

Turn Around Time: ☒ Normal ☐ Rush ____ Specify

Lab Use Only
Pressurized by:
Date:
Pressurization Gas: N_2 He

LABUSE ONLY	Field Sample Identification	SAMPLING DATE	SAMPLING TIME	Canister Number	Canister Pressure/Vacuum Initial	Final	Receipt	Final (psi)	Modified TO-15 + Butane & Isopentane	ASTM D-1946 + Helium	ASTM D-1946		Sample PID (ppm)
	VMP-24-5-012512	01/25/12	0918 - 0930	2036	-29	-4.5			X	X			
	VMP-24-10-012512	01/25/12	1034 - 1034	2689	-26	-6			X	X			
	VMP-24-22-012512	01/25/12	1401 - 1408	20076	-28	-4.5			X	X			
	VMP-24-34-012512	01/25/12	1513 - 1514	2188	-28.5	-5.5			X	X			
	VMP-23-5-012512	01/25/12	0949 - 1006	2210	-29.5	-5.5			X	X			
	VMP-23-10-012512	01/25/12	1055 - 1130	20014	-28.5	-6.5			X	X			
	VMP-23-25-012512	01/25/12	1219 - 1233	2669	-29.5	-8			X	X			
	VMP-22-38-012512	01/25/12	0911 - 0910	3090	-29.5	-8			X	X			
	VMP 17-5-012612	01/26/12	1048 - 1110	0884 / 20780	-27.5	9			X	X			
	VMP-19-5-012612	01/26/12	0933 - 1005	2146	-26.5	-6.5			X	X			

ADDITIONAL NOTES:
- 14 day hold time
- Report results between MDL and RL
- Level IV ECVP

FED EX
CUSTODY SEAL ACT?
Y N NONE TF NA

Relinquished by (Signature)	Received by (Signature)	Date	Time
	FEDEX	1/27/12	1800
		1/30/12	0920

1201501

Shell Oil Products Chain Of Custody Record

URS

Air Toxics LTD.
Project Name: Roxana Soil Vapor
Project # 21562735.00011
Lab Vendor #

Please Check Appropriate Box:
- [x] ENV. SERVICES
- [ ] MOTIVA RETAIL
- [ ] SHELL RETAIL
- [ ] MOTIVA SOACH
- [ ] CONSULTANT
- [ ] LUBES
- [ ] SHELL PIPELINE
- [ ] OTHER _____

Print Bill To Contact Name: Dave Palme:

PO #:

INCIDENT # (ENV SERVICES): 9 7 2 1 6 6 4 0

SAP #: 3 4 0 0 6 1

[ ] CHECK IF NO INCIDENT # APPLIES

DATE 27-Jan-12

PAGE 2 of 2

SAMPLING COMPANY: URS CORPORATION

LOG CODE:

SITE ADDRESS: Street and City: 900 SOUTH CENTRAL AVE – ROXANA

State: IL

GLOBAL ID NO:

AGENCY: 1001 HIGHLANDS PLAZA DRIVE WEST - SUITE 300; ST LOUIS, MO 63110

EDF DELIVERABLE TO (Name, Company, Office Location): Elizabeth Kunkel, URS, St. Louis

PHONE NO: 314-743-4179

E-MAIL: elizabeth.kunkel@urs.com

CONSULTANT PROJECT NAME: Roxana Soil Vapor

LABORATORY ADDRESS: Air Toxics, LTD 180 Blue Ravine Road, Suite B Folsom, CA 95630-4719

TELEPHONE: 314-429-0100

FAX: 314-429-0462

Bill To Contact E-MAIL: dave.palmer@urs.com

SAMPLER NAME(S) (PRINT): M. Miller, S. Voss, L. Rathnow, C. Mullingly, C. Williams, C. Smith, C. Kretzer

TURNAROUND TIME (CALENDAR DAYS):
- [x] STANDARD (14 DAY)
- [ ] 5 DAYS
- [ ] 3 DAYS
- [ ] 2 DAYS
- [ ] 24 HOURS
- [ ] RESULTS NEEDED ON WEEKEND

- [ ] LA - RWQCB REPORT FORMAT
- [x] UST AGENCY:

DELIVERABLES:
- [ ] LEVEL 1
- [ ] LEVEL 2
- [ ] LEVEL 3
- [x] LEVEL 4
- [ ] OTHER (SPECIFY) _____

- [x] SHELL CONTRACT RATE APPLIES
- [ ] STATE REIMBURSEMENT RATE APPLIES
- [ ] EDD NOT NEEDED
- [x] RECEIPT VERIFICATION REQUESTED

REQUESTED ANALYSIS

Turn Around Time:
- [x] Normal
- [ ] Rush
- Specify

Lab Use Only
Pressurized by:
Date:
Pressurization Gas: N_2 He

LABUSE ONLY	Field Sample Identification	SAMPLING DATE	SAMPLING TIME	Canister Number	Canister Pressure/Vacuum Initial	Final	Receipt	Final (psi)	Modified TO-15 + Butane & Isopentane	ASTM D-1946 + Helium	ASTM D-1946		Sample PID (ppm)
14	VMP-11-5-012612	01/26/12	1246 - 1317	3487	-26	-3			X	X			
12	VMP-11-8-012612	01/26/12	1341 - 1415	3603	-29.5	-7			X	X			
13	VMP-11-29-012612	01/26/12	1433 - 1507	3919	-30	-6.5			X	X			
14	VMP-10-5-012512	01/25/12	1320 - 1359	947	-30	-7.5			X	X			
15	VMP-10-10-012512	01/25/12	1408 - 1438	776	-29	-9.5			X	X			
16	VMP-10-10-012512-DUP	01/25/12	1408 - 1438	1370	-30	-10.5			X	X			
17	VMP-10-20-012612	01/25/12	0956 - 1027	3060	-30	-7			X	X			
18	VMP-10-30-012512	01/25/12	1006 - 1039	5622	-30	-7			X	X			
19	VMP-13-10.5-012712	01/27/12	1030 - 1123	355	-28.5	-7			X	X			
20	VMP-13-10.5-012712-DUP	01/27/12	1030 - 1123	2492	-29	-6.5			X	X			

ADDITIONAL NOTES:
- 14 day hold time
- Report results between MDL and RL
- Level IV ECVP

FEDEX

VERIFICATION ACCT#
Y N NONE TE NA

Relinquished by (Signature)	Received by (Signature)	Date	Time
	FEDEX	1/27/12	1800
Relinquished by (Signature)	Received by (Signature)	1/30/12	0900
Relinquished by (Signature)	Received by (Signature)	Date	Time

06/2/06 Rev4pdf

Roxana Soil Vapor Quarterly – 1st Quarter 2012 Data Review

Laboratory SDG: 1202040A, B

Data Reviewer: Melissa Mansker

Peer Reviewer: Elizabeth Kunkel

Date Reviewed: 2/22/2012

Guidance: USEPA National Functional Guidelines for Superfund Organic Methods Data Review 2008

Sample Identification	Sample Identification
VMP-4-5-013012	VMP-4-12-013012
VMP-4-23.5-013012	VMP-4-23.5-013012-DUP
VMP-13-29.5-013012	VMP-5-40-013012
VMP-5-31-013012	VMP-1-5-013012
VMP-1-8.5-013012	

1.0 Data Package Completeness

Were all items delivered as specified in the QAPP and COC as appropriate?

Yes

2.0 Laboratory Case Narrative \ Cooler Receipt Form

Were problems noted in the laboratory case narrative or cooler receipt form?

Yes, the laboratory case narrative indicated samples were diluted due to high levels of target analytes. Samples VMP-4-23.5-013012, VMP-4-23.5-013012-DUP, VMP-13-29.5-013012 and VMP-1-5-013012 were diluted and re-analyzed to bring the highest level target analytes within the calibration range of the instrument. Results for the highest level target analytes were reported from the re-analysis runs and the remaining compounds were reported from the original analyses. TO-15 LCS/LCSD recoveries were outside evaluation criteria. TO-15 surrogate 1,2-dichloroethane-d_4 for several samples was outside evaluation criteria. Although not indicated in the laboratory case narrative, analytes were detected in the method blank. Several analytes were qualified due to field duplicate RPD outside evaluation criteria and a greater than two times (2X) the reporting level difference between results in field duplicate pair, VMP-4-23.5-013012/VMP-4-23.5-013012-DUP. These issues are addressed further in the appropriate sections below.

No issues or discrepancies were noted in the cooler receipt form.

3.0 Holding Times

Were samples extracted/analyzed within applicable limits?

Yes

4.0 Blank Contamination

Were any analytes detected in the Blanks?

Yes

Blank ID	Parameter	Analyte	Concentration/ Amount
1202040A-10A	TO-15	Acetone	1.6 ppbv /3.8 µg/m^3
1202040A-10A	TO-15	1,3-Dichlorobenzene	0.92 ppbv /5.5 µg/m^3
1202040A-10A	TO-15	1,4-Dichlorobenzene	1.1 ppbv/6.6 µg/m^3
1202040A-10A	TO-15	alpha-Chlorotoluene	1.3 ppbv/6.6 µg/m^3
1202040A-10A	TO-15	1,2-Dichlorobenzene	1.4 ppbv/8.6 µg/m^3
1202040A-10A	TO-15	1,2,4-Trichlorobenzene	8.3 ppbv/61 µg/m^3
1202040B-10A	Natural gases	Nitrogen	0.055 %

Analytical data that were reported non-detect or at concentrations greater than five times (5X) the associated blank concentration did not require qualification. No qualification of data was required.

5.0 Laboratory Control Sample

Were LCS recoveries within evaluation criteria?

No

LCS ID	Parameter	Analyte	LCS/LCSD Recovery	LCS/LCSD Criteria
1202040A-12A/AA	TO-15	Freon 12	**138/135**	70-130
1202040A-12A/AA	TO-15	1,1-Dichloroethene	**142/144**	70-130
1202040A-12A/AA	TO-15	1,2-Dichloroethane	**136/132**	70-130
1202040A-12A/AA	TO-15	1,1,2,2-Tetrachloroethane	**131**/128	70-130
1202040A-12A/AA	TO-15	Isopentane	**153**/127	70-130

Analytical data that required qualification based on LCS data are included in the table below. Analytical data which were reported as non-detect and associated with LCS recoveries above evaluation criteria, indicating a possible high bias, did not require qualification.

Field ID	Parameter	Analyte	Qualification
VMP-4-5-013012	TO-15	Isopentane	**J**
VMP-4-12-013012	TO-15	Isopentane	**J**
VMP-4-23.5-013012	TO-15	Isopentane	**J**
VMP-4-23.5-013012-DUP	TO-15	Isopentane	**J**
VMP-13-29.5-013012	TO-15	Isopentane	**J**
VMP-5-40-013012	TO-15	Isopentane	**J**
VMP-5-31-013012	TO-15	Isopentane	**J**
VMP-1-5-013012	TO-15	Isopentane	**J**
VMP-1-8.5-013012	TO-15	Isopentane	**J**

6.0 Surrogate Recoveries

Were surrogate recoveries within evaluation criteria?

No

Sample ID	Parameter	Surrogate	Recovery	Criteria
VMP-4-5-013012	TO-15	1,2-Dichloroethane-d_4	**150**	70-130
VMP-4-23.5-013012-DUP Run B	TO-15	1,2-Dichloroethane-d_4	**132**	70-130
VMP-13-29.5-013012 Run B	TO-15	1,2-Dichloroethane-d_4	**142**	70-130
VMP-1-5-013012 Run B	TO-15	1,2-Dichloroethane-d_4	**133**	70-130

Analytical data that required qualification based on surrogate data are in included in the table below. Analytical data reported as non-detect and associated with surrogate recoveries above evaluation criteria, indicating a possible high bias, did not require qualification.

Sample ID	Parameter	Analyte	Qualification
VMP-4-5-013012	TO-15	Acetone	**J**
VMP-4-5-013012	TO-15	2-Propanol	**J**
VMP-4-5-013012	TO-15	Methylene chloride	**J**
VMP-4-5-013012	TO-15	Hexane	**J**
VMP-4-5-013012	TO-15	Cyclohexane	**J**
VMP-4-5-013012	TO-15	2,2,4-Trimethylpentane	**J**
VMP-4-5-013012	TO-15	Benzene	**J**
VMP-4-5-013012	TO-15	Heptane	**J**
VMP-4-5-013012	TO-15	Toluene	**J**
VMP-4-5-013012	TO-15	Butane	**J**
VMP-4-23.5-013012-DUP Run B	TO-15	Hexane	**J**
VMP-4-23.5-013012-DUP Run B	TO-15	Cyclohexane	**J**
VMP-4-23.5-013012-DUP Run B	TO-15	2,2,4-Trimethylpentane	**J**
VMP-4-23.5-013012-DUP Run B	TO-15	Benzene	**J**
VMP-4-23.5-013012-DUP Run B	TO-15	Heptane	**J**
VMP-4-23.5-013012-DUP Run B	TO-15	Toluene	**J**
VMP-4-23.5-013012-DUP Run B	TO-15	Ethyl benzene	**J**
VMP-4-23.5-013012-DUP Run B	TO-15	m,p-Xylene	**J**
VMP-4-23.5-013012-DUP Run B	TO-15	o-Xylene	**J**
VMP-4-23.5-013012-DUP Run B	TO-15	Butane	**J**
VMP-13-29.5-013012 Run B	TO-15	Hexane	**J**
VMP-13-29.5-013012 Run B	TO-15	Cyclohexane	**J**
VMP-13-29.5-013012 Run B	TO-15	2,2,4-Trimethylpentane	**J**
VMP-13-29.5-013012 Run B	TO-15	Toluene	**J**
VMP-13-29.5-013012 Run B	TO-15	Ethyl benzene	**J**
VMP-13-29.5-013012 Run B	TO-15	m,p-Xylene	**J**
VMP-13-29.5-013012 Run B	TO-15	o-Xylene	**J**
VMP-13-29.5-013012 Run B	TO-15	4-Ethyltoluene	**J**
VMP-13-29.5-013012 Run B	TO-15	1,2,4-Trimethylbenzene	**J**
VMP-13-29.5-013012 Run B	TO-15	Butane	**J**
VMP-1-5-013012 Run B	TO-15	Methylene chloride	**J**
VMP-1-5-013012 Run B	TO-15	Hexane	**J**
VMP-1-5-013012 Run B	TO-15	Cyclohexane	**J**
VMP-1-5-013012 Run B	TO-15	2,2,4-Trimethylpentane	**J**
VMP-1-5-013012 Run B	TO-15	Benzene	**J**
VMP-1-5-013012 Run B	TO-15	Heptane	**J**

7.0 Matrix Spike and Matrix Spike Duplicate Recoveries

Were MS/MSD samples analyzed as part of this SDG?

MS/MSD samples are not applicable for vapor samples, due to the inability to spike the samples.

8.0 Laboratory Duplicate Results

Were laboratory duplicate samples collected as part of this SDG?

No

9.0 Field Duplicate Results

Were field duplicate samples collected as part of this SDG?

Yes

Field ID	Field Duplicate ID
VMP-4-23.5-013012	VMP-4-23.5-013012-DUP

Were field duplicate sample RPDs within evaluation criteria?

No

Field ID	Field Duplicate ID	Parameter	Analyte	RPD	Qualification
VMP-4-23.5-013012	VMP-4-23.5-013012-DUP	TO-15	Cyclohexane	**31**	**J/J**
VMP-4-23.5-013012	VMP-4-23.5-013012-DUP	TO-15	2,2,4-Trimethylpentane	**37**	**J/J**
VMP-4-23.5-013012	VMP-4-23.5-013012-DUP	TO-15	Benzene	**30**	**J/J**
VMP-4-23.5-013012	VMP-4-23.5-013012-DUP	TO-15	Heptane	**38**	**J/J**
VMP-4-23.5-013012	VMP-4-23.5-013012-DUP	TO-15	Toluene	**58**	**J/J**
VMP-4-23.5-013012	VMP-4-23.5-013012-DUP	TO-15	Ethyl benzene	**>2X RL**	**J/J**
VMP-4-23.5-013012	VMP-4-23.5-013012-DUP	TO-15	m,p-Xylene	**>2X RL**	**J/J**

10.0 Sample Dilutions

For samples that were diluted and nondetect, were undiluted results also reported?

Not applicable; analytes were detected in samples that were diluted.

11.0 Additional Qualifications

Were additional qualifications applied?

No

Air Toxics LTD.
Laboratory Services Since 1989

2/13/2012
Ms. Elizabeth Kunkel
URS Corporation
1001 Highlands Plaza Dr. West
Suite 300
St. Louis MO 63110

Project Name: Roxana Soil Vapor
Project #: 21562735.00011
Workorder #: 1202040A

Dear Ms. Elizabeth Kunkel

The following report includes the data for the above referenced project for sample(s) received on 2/1/2012 at Air Toxics Ltd.

The data and associated QC analyzed by Modified TO-15 are compliant with the project requirements or laboratory criteria with the exception of the deviations noted in the attached case narrative.

Thank you for choosing Air Toxics Ltd. for your air analysis needs. Air Toxics Ltd. is committed to providing accurate data of the highest quality. Please feel free to contact the Project Manager: Kelly Buettner at 916-985-1000 if you have any questions regarding the data in this report.

Regards,

Kelly Buettner

Kelly Buettner
Project Manager

Reviewed on 2/22/2012

180 BLUE RAVINE ROAD, SUITE B FOLSOM, CA - 95630
(916) 985-1000 .FAX (916) 985-1020
Hours 6:30 A.M to 5:30 PST

Air Toxics LTD.
Laboratory Services Since 1989

WORK ORDER #: 1202040A

Work Order Summary

CLIENT:	Ms. Elizabeth Kunkel URS Corporation 1001 Highlands Plaza Dr. West Suite 300 St. Louis, MO 63110	**BILL TO:**	Accounts Payable Austin URS Corporation P.O. BOX 203970 Austin, TX 78720-1088
PHONE:	314-743-4179	**P.O. #**	21562593.00009
FAX:		**PROJECT #**	21562735.00011 Roxana Soil Vapor
DATE RECEIVED:	02/01/2012	**CONTACT:**	Kelly Buettner
DATE COMPLETED:	02/13/2012		

FRACTION #	NAME	TEST	RECEIPT VAC./PRES.	FINAL PRESSURE
01A	VMP-4-5-013012	Modified TO-15	7.0 "Hg	5 psi
02A	VMP-4-12-013012	Modified TO-15	7.5 "Hg	5 psi
03A	VMP-4-23.5-013012	Modified TO-15	7.5 "Hg	5 psi
03B	VMP-4-23.5-013012	Modified TO-15	7.5 "Hg	5 psi
04A	VMP-4-23.5-013012-DUP	Modified TO-15	7.0 "Hg	5 psi
04B	VMP-4-23.5-013012-DUP	Modified TO-15	7.0 "Hg	5 psi
05A	VMP-13-29.5-013012	Modified TO-15	6.5 "Hg	5 psi
05B	VMP-13-29.5-013012	Modified TO-15	6.5 "Hg	5 psi
06A	VMP-5-40-013012	Modified TO-15	8.5 "Hg	5 psi
07A	VMP-5-31-013012	Modified TO-15	7.5 "Hg	5 psi
07B	VMP-5-31-013012	Modified TO-15	7.5 "Hg	5 psi
08A	VMP-1-5-013012	Modified TO-15	7.0 "Hg	5 psi
08B	VMP-1-5-013012	Modified TO-15	7.0 "Hg	5 psi
09A	VMP-1-8.5-013012	Modified TO-15	7.0 "Hg	5 psi
10A	Lab Blank	Modified TO-15	NA	NA
11A	CCV	Modified TO-15	NA	NA
12A	LCS	Modified TO-15	NA	NA

Continued on next page

Air Toxics LTD.
Laboratory Services Since 1989

WORK ORDER #: 1202040A

Work Order Summary

CLIENT:	Ms. Elizabeth Kunkel URS Corporation 1001 Highlands Plaza Dr. West Suite 300 St. Louis, MO 63110	**BILL TO:**	Accounts Payable Austin URS Corporation P.O. BOX 203970 Austin, TX 78720-1088
PHONE:	314-743-4179	**P.O. #**	21562593.00009
FAX:		**PROJECT #**	21562735.00011 Roxana Soil Vapor
DATE RECEIVED:	02/01/2012	**CONTACT:**	Kelly Buettner
DATE COMPLETED:	02/13/2012		

FRACTION #	NAME	TEST	RECEIPT VAC./PRES.	FINAL PRESSURE
12AA	LCSD	Modified TO-15	NA	NA

CERTIFIED BY: _____ DATE: 02/13/12

Laboratory Director

Certfication numbers: AZ Licensure AZ0719, CA NELAP - 02110CA, LA NELAP - 02089, NY NELAP - 11291, TX NELAP - T104704434-11-3, UT NELAP -CA009332011-1, WA NELAP - C935
Name of Accrediting Agency: NELAP/Florida Department of Health, Scope of Application: Clean Air Act, Accreditation number: E87680, Effective date: 07/01/11 , Expiration date: 06/30/12.
Air Toxies Ltd. certifies that the test results contained in this report meet all requirements of the NELAC standards

This report shall not be reproduced, except in full, without the written approval of Air Toxics Ltd.

180 BLUE RAVINE ROAD, SUITE B FOLSOM, CA - 95630
(916) 985-1000 . (800) 985-5955 . FAX (916) 985-1020

Air Toxics LTD.
Laboratory Services Since 1989

LABORATORY NARRATIVE
EPA Method TO-15
URS Corporation
Workorder# 1202040A

Nine 1 Liter Summa Canister samples were received on February 01, 2012. The laboratory performed analysis via EPA Method TO-15 using GC/MS in the full scan mode.

This workorder was independently validated prior to submittal using 'USEPA National Functional Guidelines' as generally applied to the analysis of volatile organic compounds in air. A rules-based, logic driven, independent validation engine was employed to assess completeness, evaluate pass/fail of relevant project quality control requirements and verification of all quantified amounts.

Receiving Notes

There were no receiving discrepancies.

Analytical Notes

As per client project requirements, the laboratory has reported estimated values for target compound hits that are below the Reporting Limit but greater than the Method Detection Limit. Concentrations that are below the level at which the canister was certified may be false positives.

Dilution was performed on all of the samples due to the presence of high level target species.

Due to high-level target compounds, samples VMP-4-23.5-013012, VMP-4-23.5-013012-DUP, VMP-13-29.5-013012, VMP-5-31-013012, and VMP-1-5-013012 were analyzed twice. In the "A" fraction, the sample was diluted to bring the highest-level compounds within the calibration range. The "B" fraction is also reported by client request and may be reported with "E" flags indicating the compound exceeds the calibration range. Both runs and associated QC are reported.

The recovery of surrogate 1,2-Dichloroethane-d4 in samples VMP-4-5-013012, VMP-4-23.5-013012-DUP "B" fraction, VMP-13-29.5-013012 "B" fraction, and VMP-1-5-013012 "B" fraction was outside laboratory control limits due to high level hydrocarbon matrix interference. The surrogate recovery is flagged.

All Quality Control Limit exceedances and affected sample results are noted by flags. Each flag is defined at the bottom of this Case Narrative and on each Sample Result Summary page.

Definition of Data Qualifying Flags

Eight qualifiers may have been used on the data analysis sheets and indicates as follows:

B - Compound present in laboratory blank greater than reporting limit (background subtraction not performed).

J - Estimated value.

E - Exceeds instrument calibration range.

S - Saturated peak.

Q - Exceeds quality control limits.

U - Compound analyzed for but not detected above the reporting limit.
UJ- Non-detected compound associated with low bias in the CCV and/or LCS.
N - The identification is based on presumptive evidence.

File extensions may have been used on the data analysis sheets and indicates as follows:
a-File was requantified
b-File was quantified by a second column and detector
r1-File was requantified for the purpose of reissue

Air Toxics LTD.
Laboratory Services Since 1989

Summary of Detected Compounds
EPA METHOD TO-15 GC/MS

Client Sample ID: VMP-4-5-013012

Lab ID#: 1202040A-01A

Compound	Rpt. Limit (ppbv)	Amount (ppbv)	Rpt. Limit (ug/m3)	Amount (ug/m3)
Acetone	180	50 J	420	120 J
2-Propanol	180	18 J	430	44 J
Methylene Chloride	44	54	150	190
Hexane	44	3400	150	12000
Cyclohexane	44	1800	150	6200
2,2,4-Trimethylpentane	44	36000	200	170000
Benzene	44	73	140	230
Heptane	44	540	180	2200
Toluene	44	16 J	160	59 J
Butane	180	6100	420	14000
Isopentane	180	34000	520	100000 J

Client Sample ID: VMP-4-12-013012

Lab ID#: 1202040A-02A

Compound	Rpt. Limit (ppbv)	Amount (ppbv)	Rpt. Limit (ug/m3)	Amount (ug/m3)
Hexane	450	73000	1600	260000
Cyclohexane	450	30000	1500	100000
2,2,4-Trimethylpentane	450	82000	2100	380000
Benzene	450	1000	1400	3400
Heptane	450	23000	1800	95000
Toluene	450	850	1700	3200
Ethyl Benzene	450	110 J	1900	460 J
m,p-Xylene	450	370 J	1900	1600 J
Butane	1800	120000	4200	280000
Isopentane	1800	330000	5300	980000 J

Client Sample ID: VMP-4-23.5-013012

Lab ID#: 1202040A-03A

Compound	Rpt. Limit (ppbv)	Amount (ppbv)	Rpt. Limit (ug/m3)	Amount (ug/m3)

Air Toxics LTD.
Laboratory Services Since 1989

Summary of Detected Compounds
EPA METHOD TO-15 GC/MS

Client Sample ID: VMP-4-23.5-013012 * Use these results only. All other data was reported from the 1790x dilution analysis

Lab ID#: 1202040A-03A

DF = 4480

Compound	Rpt. Limit (ppbv)	Amount (ppbv)	Rpt. Limit (ug/m3)	Amount (ug/m3)
Acetone	90000	9400 J	210000	22000 J
Hexane	22000	3200000	79000	11000000
Cyclohexane	22000	720000	77000	2500000
2,2,4-Trimethylpentane	22000	690000	100000	3200000
Benzene	22000	130000	72000	410000
Heptane	22000	740000	92000	3000000
Toluene	22000	85000	84000	320000
Ethyl Benzene	22000	10000 J	97000	45000 J
m,p-Xylene	22000	13000 J	97000	58000 J
Butane	90000	6000000	210000	14000000
* Isopentane	90000	11000000	260000	32000000 J

Client Sample ID: VMP-4-23.5-013012 * Do not use this data. Use all other data.

Lab ID#: 1202040A-03B

DF = 1790

Compound	Rpt. Limit (ppbv)	Amount (ppbv)	Rpt. Limit (ug/m3)	Amount (ug/m3)
Hexane	9000	4000000	32000	14000000
Cyclohexane	9000	970000	31000	3400000
2,2,4-Trimethylpentane	9000	1000000	42000	4800000
Benzene	9000	180000	28000	570000
Heptane	9000	1100000	37000	4700000
Toluene	9000	150000	34000	580000
Ethyl Benzene	9000	32000	39000	140000
m,p-Xylene	9000	44000	39000	190000
o-Xylene	9000	7900 J	39000	34000 J
Butane	36000	6900000	85000	16000000
* ~~Isopentane~~	~~36000~~	~~12000000 E~~	~~100000~~	~~38000000 E~~

Client Sample ID: VMP-4-23.5-013012-DUP

Lab ID#: 1202040A-04A

Air Toxics LTD.
Laboratory Services Since 1989

Summary of Detected Compounds
EPA METHOD TO-15 GC/MS

Client Sample ID: VMP-4-23.5-013012-DUP * Use these results only. All other data was reported from the 1250x dilution analysis.

Lab ID#: 1202040A-04A

DF= 2920

Compound	Rpt. Limit (ppbv)	Amount (ppbv)	Rpt. Limit (ug/m3)	Amount (ug/m3)
Hexane	15000	3600000	51000	13000000
Cyclohexane	15000	810000	50000	2800000
2,2,4-Trimethylpentane	15000	810000	68000	3800000
Benzene	15000	150000	47000	490000
Heptane	15000	920000	60000	3800000
Toluene	15000	110000	55000	430000
Ethyl Benzene	15000	18000	63000	80000
m,p-Xylene	15000	22000	63000	96000
o-Xylene	15000	3400 J	63000	15000 J
Butane	58000	6400000	140000	15000000
* Isopentane	58000	12000000	170000	34000000 J

Client Sample ID: VMP-4-23.5-013012-DUP *Do not use this data. Use all other data

Lab ID#: 1202040A-04B

DF= 1250

Compound	Rpt. Limit (ppbv)	Amount (ppbv)	Rpt. Limit (ug/m3)	Amount (ug/m3)
Hexane	6200	3200000	22000	11000000
Cyclohexane	6200	730000	22000	2500000
2,2,4-Trimethylpentane	6200	710000	29000	3300000
Benzene	6200	130000	20000	420000
Heptane	6200	790000	26000	3200000
Toluene	6200	85000	24000	320000
Ethyl Benzene	6200	12000	27000	52000
m,p-Xylene	6200	13000	27000	57000
o-Xylene	6200	2000 J	27000	8800 J
Butane	25000	6200000	59000	15000000
* ~~Isopentane~~	~~25000~~	~~11000000 E~~	~~74000~~	~~32000000 E~~

Client Sample ID: VMP-13-29.5-013012

Lab ID#: 1202040A-05A

Air Toxics LTD.
Laboratory Services Since 1989

Summary of Detected Compounds
EPA METHOD TO-15 GC/MS

Client Sample ID: VMP-13-29.5-013012 *Use these results only. All other data was reported from the 85.5x dilution analysis.

Lab ID#: 1202040A-05A

DF = 855

Compound	Rpt. Limit (ppbv)	Amount (ppbv)	Rpt. Limit (ug/m3)	Amount (ug/m3)
Cyclohexane	4300	920 J	15000	3200 J
2,2,4-Trimethylpentane	4300	6900	20000	32000
* Benzene	4300	2700000	14000	8600000
Toluene	4300	2600 J	16000	10000 J
Ethyl Benzene	4300	600 J	18000	2600 J
m,p-Xylene	4300	1400 J	18000	6100 J
Butane	17000	14000 J	41000	32000 J
Isopentane	17000	26000	50000	76000

Client Sample ID: VMP-13-29.5-013012 *Do not use this data. Use all other data

Lab ID#: 1202040A-05B

DF = 85.5

Compound	Rpt. Limit (ppbv)	Amount (ppbv)	Rpt. Limit (ug/m3)	Amount (ug/m3)
Hexane	430	110 J	1500	400 J
Cyclohexane	430	1200	1500	4000
2,2,4-Trimethylpentane	430	8300	2000	39000
* ~~Benzene~~	~~430~~	~~2500000 E~~	~~1400~~	~~8000000 E~~
Toluene	430	2800	1600	11000
Ethyl Benzene	430	1000	1800	4500
m,p-Xylene	430	1800	1800	7800
o-Xylene	430	480	1800	2100
4-Ethyltoluene	430	97 J	2100	480 J
1,2,4-Trimethylbenzene	430	62 J	2100	300 J
Butane	1700	13000	4100	32000
Isopentane	1700	26000	5000	77000 J

Client Sample ID: VMP-5-40-013012

Lab ID#: 1202040A-06A

Compound	Rpt. Limit (ppbv)	Amount (ppbv)	Rpt. Limit (ug/m3)	Amount (ug/m3)
Acetone	25000	2500 J	59000	6000 J

Air Toxics LTD.
Laboratory Services Since 1989

Summary of Detected Compounds
EPA METHOD TO-15 GC/MS

Client Sample ID: VMP-5-40-013012

Lab ID#: 1202040A-06A

Methylene Chloride	6200	1800 J	22000	6200 J
Hexane	6200	160000	22000	560000
Cyclohexane	6200	120000	22000	410000
2,2,4-Trimethylpentane	6200	540000	29000	2500000
Benzene	6200	2100 J	20000	6800 J
Heptane	6200	13000	26000	53000
Butane	25000	2700000	59000	6400000
Isopentane	25000	4000000	74000	12000000 J

Client Sample ID: VMP-5-31-013012 * Use these results only. All other data was reported from the 597x dilution analysis.

Lab ID#: 1202040A-07A

DF= 1190

Compound	Rpt. Limit (ppbv)	Amount (ppbv)	Rpt. Limit (ug/m3)	Amount (ug/m3)
Acetone	24000	2700 J	56000	6300 J
Methylene Chloride	6000	1500 J	21000	5300 J
Hexane	6000	200000	21000	700000
Cyclohexane	6000	140000	20000	480000
2,2,4-Trimethylpentane	6000	640000	28000	3000000
Benzene	6000	3200 J	19000	10000 J
Heptane	6000	21000	24000	85000
Butane	24000	2800000	56000	6800000
* Isopentane	24000	4400000	70000	13000000 J

Client Sample ID: VMP-5-31-013012 * Do not use this data. Use all other data.

Lab ID#: 1202040A-07B

DF= 597

Compound	Rpt. Limit (ppbv)	Amount (ppbv)	Rpt. Limit (ug/m3)	Amount (ug/m3)
Acetone	12000	1900 J	28000	4400 J
Methylene Chloride	3000	880 J	10000	3000 J
Hexane	3000	210000	10000	740000
Cyclohexane	3000	140000	10000	480000
2,2,4-Trimethylpentane	3000	630000	14000	2900000
Benzene	3000	3300	9500	10000

Air Toxics LTD.
Laboratory Services Since 1989

Summary of Detected Compounds
EPA METHOD TO-15 GC/MS

Client Sample ID: VMP-5-31-013012

Lab ID#: 1202040A-07B

Heptane	3000	20000	12000	82000
Butane	12000	2900000	28000	6900000
* ~~Isopentane~~	~~12000~~	~~4300000 E~~	~~35000~~	~~13000000 E~~

Client Sample ID: VMP-1-5-013012 *Use these results only. All other data was reported from the 58.3x dilution analysis.

Lab ID#: 1202040A-08A

DF=350

Compound	Rpt. Limit (ppbv)	Amount (ppbv)	Rpt. Limit (ug/m3)	Amount (ug/m3)
Methylene Chloride	1800	1000 J	6100	3600 J
Hexane	1800	14000	6200	50000
Cyclohexane	1800	5000	6000	17000
2,2,4-Trimethylpentane	1800	71000	8200	330000
Heptane	1800	2200	7200	8900
* Butane	7000	1400000	17000	3400000
Isopentane	7000	1000000	21000	3000000 J

Client Sample ID: VMP-1-5-013012 *Do not use this data. Use all other data

Lab ID#: 1202040A-08B

DF=58.3

Compound	Rpt. Limit (ppbv)	Amount (ppbv)	Rpt. Limit (ug/m3)	Amount (ug/m3)
Methylene Chloride	290	110 J	1000	370 J
Hexane	290	19000	1000	66000
Cyclohexane	290	6700	1000	23000
2,2,4-Trimethylpentane	290	93000	1400	440000
Benzene	290	89 J	930	280 J
Heptane	290	2800	1200	11000
* ~~Butane~~	~~1200~~	~~2000000 E~~	~~2800~~	~~4800000 E~~
* ~~Isopentane~~	~~1200~~	~~1400000 E~~	~~3400~~	~~4000000 E~~

Client Sample ID: VMP-1-8.5-013012

Lab ID#: 1202040A-09A

Compound	Rpt. Limit (ppbv)	Amount (ppbv)	Rpt. Limit (ug/m3)	Amount (ug/m3)

Air Toxics LTD.
Laboratory Services Since 1989

Summary of Detected Compounds
EPA METHOD TO-15 GC/MS

Client Sample ID: VMP-1-8.5-013012

Lab ID#: 1202040A-09A

Compound	Rpt. Limit (ppbv)	Amount (ppbv)	Rpt. Limit (ug/m3)	Amount (ug/m3)
Acetone	7000	590 J	17000	1400 J
Methylene Chloride	1800	540 J	6100	1900 J
Hexane	1800	16000	6200	58000
Cyclohexane	1800	5400	6000	19000
2,2,4-Trimethylpentane	1800	68000	8200	320000
Heptane	1800	2400	7200	10000
Butane	7000	1500000	17000	3600000
Isopentane	7000	1100000	21000	3200000 J

Air Toxics LTD.
Laboratory Services Since 1989

Client Sample ID: VMP-4-5-013012

Lab ID#: 1202040A-01A

EPA METHOD TO-15 GC/MS

File Name:	14021007	Date of Collection:	1/30/12 10:01:00 AM
Dil. Factor:	8.75	Date of Analysis:	2/10/12 07:05 PM

Compound	Rpt. Limit (ppbv)	Amount (ppbv)	Rpt. Limit (ug/m3)	Amount (ug/m3)
Freon 12	44	Not Detected	220	Not Detected
Freon 114	44	Not Detected	300	Not Detected
Chloromethane	180	Not Detected	360	Not Detected
Vinyl Chloride	44	Not Detected	110	Not Detected
1,3-Butadiene	44	Not Detected	97	Not Detected
Bromomethane	44	Not Detected	170	Not Detected
Chloroethane	180	Not Detected	460	Not Detected
Freon 11	44	Not Detected	240	Not Detected
Ethanol	180	Not Detected	330	Not Detected
Freon 113	44	Not Detected	340	Not Detected
1,1-Dichloroethene	44	Not Detected	170	Not Detected
Acetone	180	50 J J	420	120 J J
2-Propanol	180	18 J J	430	44 J J
Carbon Disulfide	44	Not Detected	140	Not Detected
3-Chloropropene	180	Not Detected	550	Not Detected
Methylene Chloride	44	54 J	150	190 J
Methyl tert-butyl ether	44	Not Detected	160	Not Detected
trans-1,2-Dichloroethene	44	Not Detected	170	Not Detected
Hexane	44	3400 J	150	12000 J
1,1-Dichloroethane	44	Not Detected	180	Not Detected
2-Butanone (Methyl Ethyl Ketone)	180	Not Detected	520	Not Detected
cis-1,2-Dichloroethene	44	Not Detected	170	Not Detected
Tetrahydrofuran	44	Not Detected	130	Not Detected
Chloroform	44	Not Detected	210	Not Detected
1,1,1-Trichloroethane	44	Not Detected	240	Not Detected
Cyclohexane	44	1800 J	150	6200 J
Carbon Tetrachloride	44	Not Detected	280	Not Detected
2,2,4-Trimethylpentane	44	36000 J	200	170000 J
Benzene	44	73 J	140	230 J
1,2-Dichloroethane	44	Not Detected	180	Not Detected
Heptane	44	540 J	180	2200 J
Trichloroethene	44	Not Detected	240	Not Detected
1,2-Dichloropropane	44	Not Detected	200	Not Detected
1,4-Dioxane	180	Not Detected	630	Not Detected
Bromodichloromethane	44	Not Detected	290	Not Detected
cis-1,3-Dichloropropene	44	Not Detected	200	Not Detected
4-Methyl-2-pentanone	44	Not Detected	180	Not Detected
Toluene	44	16 J J	160	59 J J
trans-1,3-Dichloropropene	44	Not Detected	200	Not Detected
1,1,2-Trichloroethane	44	Not Detected	240	Not Detected
Tetrachloroethene	44	Not Detected	300	Not Detected

Air Toxics LTD.
Laboratory Services Since 1989

Client Sample ID: VMP-4-5-0I3012

Lab ID#: 1202040A-01A

EPA METHOD TO-15 GC/MS

File Name:	14021007	Date of Collection:	1/30/12 10:01:00 AM
Dil. Factor:	8.75	Date of Analysis:	2/10/12 07:05 PM

Compound	Rpt. Limit (ppbv)	Amount (ppbv)	Rpt. Limit (ug/m3)	Amount (ug/m3)
2-Hexanone	180	Not Detected	720	Not Detected
Dibromochloromethane	44	Not Detected	370	Not Detected
1,2-Dibromoethane (EDB)	44	Not Detected	340	Not Detected
Chlorobenzene	44	Not Detected	200	Not Detected
Ethyl Benzene	44	Not Detected	190	Not Detected
m,p-Xylene	44	Not Detected	190	Not Detected
o-Xylene	44	Not Detected	190	Not Detected
Styrene	44	Not Detected	190	Not Detected
Bromoform	44	Not Detected	450	Not Detected
Cumene	44	Not Detected	220	Not Detected
1,1,2,2-Tetrachloroethane	44	Not Detected	300	Not Detected
Propylbenzene	44	Not Detected	220	Not Detected
4-Ethyltoluene	44	Not Detected	220	Not Detected
1,3,5-Trimethylbenzene	44	Not Detected	220	Not Detected
1,2,4-Trimethylbenzene	44	Not Detected	220	Not Detected
1,3-Dichlorobenzene	44	Not Detected	260	Not Detected
1,4-Dichlorobenzene	44	Not Detected	260	Not Detected
alpha-Chlorotoluene	44	Not Detected	230	Not Detected
1,2-Dichlorobenzene	44	Not Detected	260	Not Detected
1,2,4-Trichlorobenzene	180	Not Detected	1300	Not Detected
Hexachlorobutadiene	180	Not Detected	1900	Not Detected
Butane	180	6100	420	14000 J
Isopentane	180	34000	520	100000 J

J = Estimated value.
Q = Exceeds Quality Control limits of 70% to 130%, due to matrix effects.
Container Type: 1 Liter Summa Canister

Surrogates	%Recovery	Method Limits
1,2-Dichloroethane-d4	150 Q	70-130
Toluene-d8	106	70-130
4-Bromofluorobenzene	89	70-130

Air Toxics LTD.
Laboratory Services Since 1989

Client Sample ID: VMP-4-12-013012

Lab ID#: 1202040A-02A

EPA METHOD TO-15 GC/MS

File Name:	14021008	Date of Collection:	1/30/12 11:02:00 AM
Dil. Factor:	89.5	Date of Analysis:	2/10/12 07:54 PM

Compound	Rpt. Limit (ppbv)	Amount (ppbv)	Rpt. Limit (ug/m3)	Amount (ug/m3)
Freon 12	450	Not Detected	2200	Not Detected
Freon 114	450	Not Detected	3100	Not Detected
Chloromethane	1800	Not Detected	3700	Not Detected
Vinyl Chloride	450	Not Detected	1100	Not Detected
1,3-Butadiene	450	Not Detected	990	Not Detected
Bromomethane	450	Not Detected	1700	Not Detected
Chloroethane	1800	Not Detected	4700	Not Detected
Freon 11	450	Not Detected	2500	Not Detected
Ethanol	1800	Not Detected	3400	Not Detected
Freon 113	450	Not Detected	3400	Not Detected
1,1-Dichloroethene	450	Not Detected	1800	Not Detected
Acetone	1800	Not Detected	4200	Not Detected
2-Propanol	1800	Not Detected	4400	Not Detected
Carbon Disulfide	450	Not Detected	1400	Not Detected
3-Chloropropene	1800	Not Detected	5600	Not Detected
Methylene Chloride	450	Not Detected	1600	Not Detected
Methyl tert-butyl ether	450	Not Detected	1600	Not Detected
trans-1,2-Dichloroethene	450	Not Detected	1800	Not Detected
Hexane	450	73000	1600	260000
1,1-Dichloroethane	450	Not Detected	1800	Not Detected
2-Butanone (Methyl Ethyl Ketone)	1800	Not Detected	5300	Not Detected
cis-1,2-Dichloroethene	450	Not Detected	1800	Not Detected
Tetrahydrofuran	450	Not Detected	1300	Not Detected
Chloroform	450	Not Detected	2200	Not Detected
1,1,1-Trichloroethane	450	Not Detected	2400	Not Detected
Cyclohexane	450	30000	1500	100000
Carbon Tetrachloride	450	Not Detected	2800	Not Detected
2,2,4-Trimethylpentane	450	82000	2100	380000
Benzene	450	1000	1400	3400
1,2-Dichloroethane	450	Not Detected	1800	Not Detected
Heptane	450	23000	1800	95000
Trichloroethene	450	Not Detected	2400	Not Detected
1,2-Dichloropropane	450	Not Detected	2100	Not Detected
1,4-Dioxane	1800	Not Detected	6400	Not Detected
Bromodichloromethane	450	Not Detected	3000	Not Detected
cis-1,3-Dichloropropene	450	Not Detected	2000	Not Detected
4-Methyl-2-pentanone	450	Not Detected	1800	Not Detected
Toluene	450	850	1700	3200
trans-1,3-Dichloropropene	450	Not Detected	2000	Not Detected
1,1,2-Trichloroethane	450	Not Detected	2400	Not Detected
Tetrachloroethene	450	Not Detected	3000	Not Detected

Air Toxics LTD.
Laboratory Services Since 1989

Client Sample ID: VMP-4-12-013012

Lab ID#: 1202040A-02A

EPA METHOD TO-15 GC/MS

File Name:	14021008	Date of Collection:	1/30/12 11:02:00 AM
Dil. Factor:	89.5	Date of Analysis:	2/10/12 07:54 PM

Compound	Rpt. Limit (ppbv)	Amount (ppbv)	Rpt. Limit (ug/m3)	Amount (ug/m3)
2-Hexanone	1800	Not Detected	7300	Not Detected
Dibromochloromethane	450	Not Detected	3800	Not Detected
1,2-Dibromoethane (EDB)	450	Not Detected	3400	Not Detected
Chlorobenzene	450	Not Detected	2100	Not Detected
Ethyl Benzene	450	110 J	1900	460 J
m,p-Xylene	450	370 J	1900	1600 J
o-Xylene	450	Not Detected	1900	Not Detected
Styrene	450	Not Detected	1900	Not Detected
Bromoform	450	Not Detected	4600	Not Detected
Cumene	450	Not Detected	2200	Not Detected
1,1,2,2-Tetrachloroethane	450	Not Detected	3100	Not Detected
Propylbenzene	450	Not Detected	2200	Not Detected
4-Ethyltoluene	450	Not Detected	2200	Not Detected
1,3,5-Trimethylbenzene	450	Not Detected	2200	Not Detected
1,2,4-Trimethylbenzene	450	Not Detected	2200	Not Detected
1,3-Dichlorobenzene	450	Not Detected	2700	Not Detected
1,4-Dichlorobenzene	450	Not Detected	2700	Not Detected
alpha-Chlorotoluene	450	Not Detected	2300	Not Detected
1,2-Dichlorobenzene	450	Not Detected	2700	Not Detected
1,2,4-Trichlorobenzene	1800	Not Detected	13000	Not Detected
Hexachlorobutadiene	1800	Not Detected	19000	Not Detected
Butane	1800	120000	4200	280000
Isopentane	1800	330000	5300	980000 J

J = Estimated value.

Container Type: 1 Liter Summa Canister

Surrogates	%Recovery	Method Limits
1,2-Dichloroethane-d4	130	70-130
Toluene-d8	104	70-130
4-Bromofluorobenzene	91	70-130

Air Toxics LTD.
Laboratory Services Since 1989

*Use these results only. All other data was reported from the 1790x dilution analysis.

Client Sample ID: VMP-4-23.5-013012

Lab ID#: 1202040A-03A

EPA METHOD TO-15 GC/MS

File Name:	14021021	Date of Collection:	1/30/12 11:56:00 AM
Dil. Factor:	4480	Date of Analysis:	2/11/12 11:49 AM

Compound	Rpt. Limit (ppbv)	Amount (ppbv)	Rpt. Limit (ug/m3)	Amount (ug/m3)
Freon 12	22000	Not Detected	110000	Not Detected
Freon 114	22000	Not Detected	160000	Not Detected
Chloromethane	90000	Not Detected	180000	Not Detected
Vinyl Chloride	22000	Not Detected	57000	Not Detected
1,3-Butadiene	22000	Not Detected	50000	Not Detected
Bromomethane	22000	Not Detected	87000	Not Detected
Chloroethane	90000	Not Detected	240000	Not Detected
Freon 11	22000	Not Detected	120000	Not Detected
Ethanol	90000	Not Detected	170000	Not Detected
Freon 113	22000	Not Detected	170000	Not Detected
1,1-Dichloroethene	22000	Not Detected	89000	Not Detected
Acetone	90000	9400 J	210000	22000 J
2-Propanol	90000	Not Detected	220000	Not Detected
Carbon Disulfide	22000	Not Detected	70000	Not Detected
3-Chloropropene	90000	Not Detected	280000	Not Detected
Methylene Chloride	22000	Not Detected	78000	Not Detected
Methyl tert-butyl ether	22000	Not Detected	81000	Not Detected
trans-1,2-Dichloroethene	22000	Not Detected	89000	Not Detected
Hexane	22000	3200000	79000	11000000
1,1-Dichloroethane	22000	Not Detected	91000	Not Detected
2-Butanone (Methyl Ethyl Ketone)	90000	Not Detected	260000	Not Detected
cis-1,2-Dichloroethene	22000	Not Detected	89000	Not Detected
Tetrahydrofuran	22000	Not Detected	66000	Not Detected
Chloroform	22000	Not Detected	110000	Not Detected
1,1,1-Trichloroethane	22000	Not Detected	120000	Not Detected
Cyclohexane	22000	720000	77000	2500000
Carbon Tetrachloride	22000	Not Detected	140000	Not Detected
2,2,4-Trimethylpentane	22000	690000	100000	3200000
Benzene	22000	130000	72000	410000
1,2-Dichloroethane	22000	Not Detected	91000	Not Detected
Heptane	22000	740000	92000	3000000
Trichloroethene	22000	Not Detected	120000	Not Detected
1,2-Dichloropropane	22000	Not Detected	100000	Not Detected
1,4-Dioxane	90000	Not Detected	320000	Not Detected
Bromodichloromethane	22000	Not Detected	150000	Not Detected
cis-1,3-Dichloropropene	22000	Not Detected	100000	Not Detected
4-Methyl-2-pentanone	22000	Not Detected	92000	Not Detected
Toluene	22000	85000	84000	320000
trans-1,3-Dichloropropene	22000	Not Detected	100000	Not Detected
1,1,2-Trichloroethane	22000	Not Detected	120000	Not Detected
Tetrachloroethene	22000	Not Detected	150000	Not Detected

Air Toxics LTD.
Laboratory Services Since 1989

Client Sample ID: VMP-4-23.5-013012

Lab ID#: 1202040A-03A

EPA METHOD TO-15 GC/MS

File Name:	**14021021**	**Date of Collection:**	**1/30/12 11:56:00 AM**
Dil. Factor:	**4480**	**Date of Analysis:**	**2/11/12 11:49 AM**

Compound	Rpt. Limit (ppbv)	Amount (ppbv)	Rpt. Limit (ug/m3)	Amount (ug/m3)
2-Hexanone	90000	Not Detected	370000	Not Detected
Dibromochloromethane	22000	Not Detected	190000	Not Detected
1,2-Dibromoethane (EDB)	22000	Not Detected	170000	Not Detected
Chlorobenzene	22000	Not Detected	100000	Not Detected
Ethyl Benzene	22000	10000 J	97000	45000 J
m,p-Xylene	22000	13000 J	97000	58000 J
o-Xylene	22000	Not Detected	97000	Not Detected
Styrene	22000	Not Detected	95000	Not Detected
Bromoform	22000	Not Detected	230000	Not Detected
Cumene	22000	Not Detected	110000	Not Detected
1,1,2,2-Tetrachloroethane	22000	Not Detected	150000	Not Detected
Propylbenzene	22000	Not Detected	110000	Not Detected
4-Ethyltoluene	22000	Not Detected	110000	Not Detected
1,3,5-Trimethylbenzene	22000	Not Detected	110000	Not Detected
1,2,4-Trimethylbenzene	22000	Not Detected	110000	Not Detected
1,3-Dichlorobenzene	22000	Not Detected	130000	Not Detected
1,4-Dichlorobenzene	22000	Not Detected	130000	Not Detected
alpha-Chlorotoluene	22000	Not Detected	120000	Not Detected
1,2-Dichlorobenzene	22000	Not Detected	130000	Not Detected
1,2,4-Trichlorobenzene	90000	Not Detected	660000	Not Detected
Hexachlorobutadiene	90000	Not Detected	960000	Not Detected
Butane	90000	6000000	210000	14000000
* Isopentane	90000	11000000 J	260000	32000000 J

J = Estimated value.

Container Type: 1 Liter Summa Canister

Surrogates	%Recovery	Method Limits
1,2-Dichloroethane-d4	124	70-130
Toluene-d8	99	70-130
4-Bromofluorobenzene	90	70-130

Air Toxics LTD.
Laboratory Services Since 1989

*Do not use this data. Use all other data.

Client Sample ID: VMP-4-23.5-013012

Lab ID#: 1202040A-03B

EPA METHOD TO-15 GC/MS

File Name:	14021020	Date of Collection:	1/30/12 11:56:00 AM
Dil. Factor:	1790	Date of Analysis:	2/11/12 11:12 AM

Compound	Rpt. Limit (ppbv)	Amount (ppbv)	Rpt. Limit (ug/m3)	Amount (ug/m3)
Freon 12	9000	Not Detected	44000	Not Detected
Freon 114	9000	Not Detected	62000	Not Detected
Chloromethane	36000	Not Detected	74000	Not Detected
Vinyl Chloride	9000	Not Detected	23000	Not Detected
1,3-Butadiene	9000	Not Detected	20000	Not Detected
Bromomethane	9000	Not Detected	35000	Not Detected
Chloroethane	36000	Not Detected	94000	Not Detected
Freon 11	9000	Not Detected	50000	Not Detected
Ethanol	36000	Not Detected	67000	Not Detected
Freon 113	9000	Not Detected	68000	Not Detected
1,1-Dichloroethene	9000	Not Detected	35000	Not Detected
Acetone	36000	Not Detected	85000	Not Detected
2-Propanol	36000	Not Detected	88000	Not Detected
Carbon Disulfide	9000	Not Detected	28000	Not Detected
3-Chloropropene	36000	Not Detected	110000	Not Detected
Methylene Chloride	9000	Not Detected	31000	Not Detected
Methyl tert-butyl ether	9000	Not Detected	32000	Not Detected
trans-1,2-Dichloroethene	9000	Not Detected	35000	Not Detected
Hexane	9000	4000000	32000	14000000
1,1-Dichloroethane	9000	Not Detected	36000	Not Detected
2-Butanone (Methyl Ethyl Ketone)	36000	Not Detected	100000	Not Detected
cis-1,2-Dichloroethene	9000	Not Detected	35000	Not Detected
Tetrahydrofuran	9000	Not Detected	26000	Not Detected
Chloroform	9000	Not Detected	44000	Not Detected
1,1,1-Trichloroethane	9000	Not Detected	49000	Not Detected
Cyclohexane	9000	970000 J	31000	3400000 J
Carbon Tetrachloride	9000	Not Detected	56000	Not Detected
2,2,4-Trimethylpentane	9000	1000000	42000	4800000 J
Benzene	9000	180000	28000	570000 J
1,2-Dichloroethane	9000	Not Detected	36000	Not Detected
Heptane	9000	1100000	37000	4700000 J
Trichloroethene	9000	Not Detected	48000	Not Detected
1,2-Dichloropropane	9000	Not Detected	41000	Not Detected
1,4-Dioxane	36000	Not Detected	130000	Not Detected
Bromodichloromethane	9000	Not Detected	60000	Not Detected
cis-1,3-Dichloropropene	9000	Not Detected	41000	Not Detected
4-Methyl-2-pentanone	9000	Not Detected	37000	Not Detected
Toluene	9000	150000	34000	580000 J
trans-1,3-Dichloropropene	9000	Not Detected	41000	Not Detected
1,1,2-Trichloroethane	9000	Not Detected	49000	Not Detected
Tetrachloroethene	9000	Not Detected	61000	Not Detected

Air Toxics LTD.
Laboratory Services Since 1989

Client Sample ID: VMP-4-23.5-013012

Lab ID#: 1202040A-03B

EPA METHOD TO-15 GC/MS

File Name:	14021020	Date of Collection:	1/30/12 11:56:00 AM
Dil. Factor:	1790	Date of Analysis:	2/11/12 11:12 AM

Compound	Rpt. Limit (ppbv)	Amount (ppbv)	Rpt. Limit (ug/m3)	Amount (ug/m3)
2-Hexanone	36000	Not Detected	150000	Not Detected
Dibromochloromethane	9000	Not Detected	76000	Not Detected
1,2-Dibromoethane (EDB)	9000	Not Detected	69000	Not Detected
Chlorobenzene	9000	Not Detected	41000	Not Detected
Ethyl Benzene	9000	32000	39000	140000 J
m,p-Xylene	9000	44000	39000	190000 J
o-Xylene	9000	7900 J	39000	34000 J
Styrene	9000	Not Detected	38000	Not Detected
Bromoform	9000	Not Detected	92000	Not Detected
Cumene	9000	Not Detected	44000	Not Detected
1,1,2,2-Tetrachloroethane	9000	Not Detected	61000	Not Detected
Propylbenzene	9000	Not Detected	44000	Not Detected
4-Ethyltoluene	9000	Not Detected	44000	Not Detected
1,3,5-Trimethylbenzene	9000	Not Detected	44000	Not Detected
1,2,4-Trimethylbenzene	9000	Not Detected	44000	Not Detected
1,3-Dichlorobenzene	9000	Not Detected	54000	Not Detected
1,4-Dichlorobenzene	9000	Not Detected	54000	Not Detected
alpha-Chlorotoluene	9000	Not Detected	46000	Not Detected
1,2-Dichlorobenzene	9000	Not Detected	54000	Not Detected
1,2,4-Trichlorobenzene	36000	Not Detected	260000	Not Detected
Hexachlorobutadiene	36000	Not Detected	380000	Not Detected
Butane	36000	6900000	85000	16000000
* ~~Isopentane~~	~~36000~~	~~12000000 E~~	~~100000~~	~~36000000 E~~

J = Estimated value.
E = Exceeds instrument calibration range.
Container Type: 1 Liter Summa Canister

Surrogates	%Recovery	Method Limits
1,2-Dichloroethane-d4	128	70-130
Toluene-d8	100	70-130
4-Bromofluorobenzene	89	70-130

Air Toxics LTD.
Laboratory Services Since 1989

*Use these results only. All other data was reported from the 1250x dilution analysis.

Client Sample ID: VMP-4-23.5-013012-DUP

Lab ID#: 1202040A-04A

EPA METHOD TO-15 GC/MS

File Name:	14021019	Date of Collection:	1/30/12 11:54:00 AM
Dil. Factor:	2920	Date of Analysis:	2/11/12 10:44 AM

Compound	Rpt. Limit (ppbv)	Amount (ppbv)	Rpt. Limit (ug/m3)	Amount (ug/m3)
Freon 12	15000	Not Detected	72000	Not Detected
Freon 114	15000	Not Detected	100000	Not Detected
Chloromethane	58000	Not Detected	120000	Not Detected
Vinyl Chloride	15000	Not Detected	37000	Not Detected
1,3-Butadiene	15000	Not Detected	32000	Not Detected
Bromomethane	15000	Not Detected	57000	Not Detected
Chloroethane	58000	Not Detected	150000	Not Detected
Freon 11	15000	Not Detected	82000	Not Detected
Ethanol	58000	Not Detected	110000	Not Detected
Freon 113	15000	Not Detected	110000	Not Detected
1,1-Dichloroethene	15000	Not Detected	58000	Not Detected
Acetone	58000	Not Detected	140000	Not Detected
2-Propanol	58000	Not Detected	140000	Not Detected
Carbon Disulfide	15000	Not Detected	45000	Not Detected
3-Chloropropene	58000	Not Detected	180000	Not Detected
Methylene Chloride	15000	Not Detected	51000	Not Detected
Methyl tert-butyl ether	15000	Not Detected	53000	Not Detected
trans-1,2-Dichloroethene	15000	Not Detected	58000	Not Detected
Hexane	15000	3600000	51000	13000000
1,1-Dichloroethane	15000	Not Detected	59000	Not Detected
2-Butanone (Methyl Ethyl Ketone)	58000	Not Detected	170000	Not Detected
cis-1,2-Dichloroethene	15000	Not Detected	58000	Not Detected
Tetrahydrofuran	15000	Not Detected	43000	Not Detected
Chloroform	15000	Not Detected	71000	Not Detected
1,1,1-Trichloroethane	15000	Not Detected	80000	Not Detected
Cyclohexane	15000	810000	50000	2800000
Carbon Tetrachloride	15000	Not Detected	92000	Not Detected
2,2,4-Trimethylpentane	15000	810000	68000	3800000
Benzene	15000	150000	47000	490000
1,2-Dichloroethane	15000	Not Detected	59000	Not Detected
Heptane	15000	920000	60000	3800000
Trichloroethene	15000	Not Detected	78000	Not Detected
1,2-Dichloropropane	15000	Not Detected	67000	Not Detected
1,4-Dioxane	58000	Not Detected	210000	Not Detected
Bromodichloromethane	15000	Not Detected	98000	Not Detected
cis-1,3-Dichloropropene	15000	Not Detected	66000	Not Detected
4-Methyl-2-pentanone	15000	Not Detected	60000	Not Detected
Toluene	15000	110000	55000	430000
trans-1,3-Dichloropropene	15000	Not Detected	66000	Not Detected
1,1,2-Trichloroethane	15000	Not Detected	80000	Not Detected
Tetrachloroethene	15000	Not Detected	99000	Not Detected

Air Toxics LTD.
Laboratory Services Since 1989

Client Sample ID: VMP-4-23.5-013012-DUP

Lab ID#: 1202040A-04A

EPA METHOD TO-15 GC/MS

File Name:	14021019	Date of Collection:	1/30/12 11:54:00 AM
Dil. Factor:	2920	Date of Analysis:	2/11/12 10:44 AM

Compound	Rpt. Limit (ppbv)	Amount (ppbv)	Rpt. Limit (ug/m3)	Amount (ug/m3)
2-Hexanone	58000	Not Detected	240000	Not Detected
Dibromochloromethane	15000	Not Detected	120000	Not Detected
1,2-Dibromoethane (EDB)	15000	Not Detected	110000	Not Detected
Chlorobenzene	15000	Not Detected	67000	Not Detected
Ethyl Benzene	15000	18000	63000	80000
m,p-Xylene	15000	22000	63000	96000
o-Xylene	15000	3400 J	63000	15000 J
Styrene	15000	Not Detected	62000	Not Detected
Bromoform	15000	Not Detected	150000	Not Detected
Cumene	15000	Not Detected	72000	Not Detected
1,1,2,2-Tetrachloroethane	15000	Not Detected	100000	Not Detected
Propylbenzene	15000	Not Detected	72000	Not Detected
4-Ethyltoluene	15000	Not Detected	72000	Not Detected
1,3,5-Trimethylbenzene	15000	Not Detected	72000	Not Detected
1,2,4-Trimethylbenzene	15000	Not Detected	72000	Not Detected
1,3-Dichlorobenzene	15000	Not Detected	88000	Not Detected
1,4-Dichlorobenzene	15000	Not Detected	88000	Not Detected
alpha-Chlorotoluene	15000	Not Detected	76000	Not Detected
1,2-Dichlorobenzene	15000	Not Detected	88000	Not Detected
1,2,4-Trichlorobenzene	58000	Not Detected	430000	Not Detected
Hexachlorobutadiene	58000	Not Detected	620000	Not Detected
Butane	58000	6400000	140000	15000000
Isopentane	58000	12000000	170000	34000000 J

J = Estimated value.

Container Type: 1 Liter Summa Canister

Surrogates	%Recovery	Method Limits
1,2-Dichloroethane-d4	126	70-130
Toluene-d8	100	70-130
4-Bromofluorobenzene	89	70-130

Air Toxics LTD. *Do not use this data. Use all other data
Laboratory Services Since 1989

Client Sample ID: VMP-4-23.5-013012-DUP

Lab ID#: 1202040A-04B

EPA METHOD TO-15 GC/MS

File Name:	14021018	Date of Collection:	1/30/12 11:54:00 AM
Dil. Factor:	1250	Date of Analysis:	2/11/12 10:20 AM

Compound	Rpt. Limit (ppbv)	Amount (ppbv)	Rpt. Limit (ug/m3)	Amount (ug/m3)
Freon 12	6200	Not Detected	31000	Not Detected
Freon 114	6200	Not Detected	44000	Not Detected
Chloromethane	25000	Not Detected	52000	Not Detected
Vinyl Chloride	6200	Not Detected	16000	Not Detected
1,3-Butadiene	6200	Not Detected	14000	Not Detected
Bromomethane	6200	Not Detected	24000	Not Detected
Chloroethane	25000	Not Detected	66000	Not Detected
Freon 11	6200	Not Detected	35000	Not Detected
Ethanol	25000	Not Detected	47000	Not Detected
Freon 113	6200	Not Detected	48000	Not Detected
1,1-Dichloroethene	6200	Not Detected	25000	Not Detected
Acetone	25000	Not Detected	59000	Not Detected
2-Propanol	25000	Not Detected	61000	Not Detected
Carbon Disulfide	6200	Not Detected	19000	Not Detected
3-Chloropropene	25000	Not Detected	78000	Not Detected
Methylene Chloride	6200	Not Detected	22000	Not Detected
Methyl tert-butyl ether	6200	Not Detected	22000	Not Detected
trans-1,2-Dichloroethene	6200	Not Detected	25000	Not Detected
Hexane	6200	3200000 J	22000	11000000 J
1,1-Dichloroethane	6200	Not Detected	25000	Not Detected
2-Butanone (Methyl Ethyl Ketone)	25000	Not Detected	74000	Not Detected
cis-1,2-Dichloroethene	6200	Not Detected	25000	Not Detected
Tetrahydrofuran	6200	Not Detected	18000	Not Detected
Chloroform	6200	Not Detected	30000	Not Detected
1,1,1-Trichloroethane	6200	Not Detected	34000	Not Detected
Cyclohexane	6200	730000 J	22000	2500000 J
Carbon Tetrachloride	6200	Not Detected	39000	Not Detected
2,2,4-Trimethylpentane	6200	710000 J	29000	3300000 J
Benzene	6200	130000 J	20000	420000 J
1,2-Dichloroethane	6200	Not Detected	25000	Not Detected
Heptane	6200	790000 J	26000	3200000 J
Trichloroethene	6200	Not Detected	34000	Not Detected
1,2-Dichloropropane	6200	Not Detected	29000	Not Detected
1,4-Dioxane	25000	Not Detected	90000	Not Detected
Bromodichloromethane	6200	Not Detected	42000	Not Detected
cis-1,3-Dichloropropene	6200	Not Detected	28000	Not Detected
4-Methyl-2-pentanone	6200	Not Detected	26000	Not Detected
Toluene	6200	85000 J	24000	320000 J
trans-1,3-Dichloropropene	6200	Not Detected	28000	Not Detected
1,1,2-Trichloroethane	6200	Not Detected	34000	Not Detected
Tetrachloroethene	6200	Not Detected	42000	Not Detected

Air Toxics LTD.
Laboratory Services Since 1989

Client Sample ID: VMP-4-23.5-013012-DUP

Lab ID#: 1202040A-04B

EPA METHOD TO-15 GC/MS

File Name:	**14021018**	**Date of Collection:**	**1/30/12 11:54:00 AM**
Dil. Factor:	**1250**	**Date of Analysis:**	**2/11/12 10:20 AM**

Compound	Rpt. Limit (ppbv)	Amount (ppbv)	Rpt. Limit (ug/m3)	Amount (ug/m3)
2-Hexanone	25000	Not Detected	100000	Not Detected
Dibromochloromethane	6200	Not Detected	53000	Not Detected
1,2-Dibromoethane (EDB)	6200	Not Detected	48000	Not Detected
Chlorobenzene	6200	Not Detected	29000	Not Detected
Ethyl Benzene	6200	12000 J	27000	52000 J
m,p-Xylene	6200	13000 J	27000	57000 J
o-Xylene	6200	2000 J J	27000	8800 J J
Styrene	6200	Not Detected	27000	Not Detected
Bromoform	6200	Not Detected	65000	Not Detected
Cumene	6200	Not Detected	31000	Not Detected
1,1,2,2-Tetrachloroethane	6200	Not Detected	43000	Not Detected
Propylbenzene	6200	Not Detected	31000	Not Detected
4-Ethyltoluene	6200	Not Detected	31000	Not Detected
1,3,5-Trimethylbenzene	6200	Not Detected	31000	Not Detected
1,2,4-Trimethylbenzene	6200	Not Detected	31000	Not Detected
1,3-Dichlorobenzene	6200	Not Detected	38000	Not Detected
1,4-Dichlorobenzene	6200	Not Detected	38000	Not Detected
alpha-Chlorotoluene	6200	Not Detected	32000	Not Detected
1,2-Dichlorobenzene	6200	Not Detected	38000	Not Detected
1,2,4-Trichlorobenzene	25000	Not Detected	180000	Not Detected
Hexachlorobutadiene	25000	Not Detected	270000	Not Detected
Butane	25000	6200000 J	59000	15000000 J
~~Isopentane~~	~~25000~~	~~11000000 E~~	~~74000~~	~~32000000 E~~

J = Estimated value.
E = Exceeds instrument calibration range.
Q = Exceeds Quality Control limits of 70% to 130%, due to matrix effects.
Container Type: 1 Liter Summa Canister

Surrogates	%Recovery	Method Limits
1,2-Dichloroethane-d4	132 Q	70-130
Toluene-d8	101	70-130
4-Bromofluorobenzene	89	70-130

Air Toxics LTD.
Laboratory Services Since 1989

*Use these results only. All other data was reported from the 85.5x dilution analysis.

Client Sample ID: VMP-13-29.5-013012

Lab ID#: 1202040A-05A

EPA METHOD TO-15 GC/MS

File Name:	14021017	Date of Collection:	1/30/12 10:01:00 AM
Dil. Factor:	855	Date of Analysis:	2/11/12 09:48 AM

Compound	Rpt. Limit (ppbv)	Amount (ppbv)	Rpt. Limit (ug/m3)	Amount (ug/m3)
Freon 12	4300	Not Detected	21000	Not Detected
Freon 114	4300	Not Detected	30000	Not Detected
Chloromethane	17000	Not Detected	35000	Not Detected
Vinyl Chloride	4300	Not Detected	11000	Not Detected
1,3-Butadiene	4300	Not Detected	9400	Not Detected
Bromomethane	4300	Not Detected	17000	Not Detected
Chloroethane	17000	Not Detected	45000	Not Detected
Freon 11	4300	Not Detected	24000	Not Detected
Ethanol	17000	Not Detected	32000	Not Detected
Freon 113	4300	Not Detected	33000	Not Detected
1,1-Dichloroethene	4300	Not Detected	17000	Not Detected
Acetone	17000	Not Detected	41000	Not Detected
2-Propanol	17000	Not Detected	42000	Not Detected
Carbon Disulfide	4300	Not Detected	13000	Not Detected
3-Chloropropene	17000	Not Detected	54000	Not Detected
Methylene Chloride	4300	Not Detected	15000	Not Detected
Methyl tert-butyl ether	4300	Not Detected	15000	Not Detected
trans-1,2-Dichloroethene	4300	Not Detected	17000	Not Detected
Hexane	4300	Not Detected	15000	Not Detected
1,1-Dichloroethane	4300	Not Detected	17000	Not Detected
2-Butanone (Methyl Ethyl Ketone)	17000	Not Detected	50000	Not Detected
cis-1,2-Dichloroethene	4300	Not Detected	17000	Not Detected
Tetrahydrofuran	4300	Not Detected	13000	Not Detected
Chloroform	4300	Not Detected	21000	Not Detected
1,1,1-Trichloroethane	4300	Not Detected	23000	Not Detected
Cyclohexane	4300	920 J	15000	3200 J
Carbon Tetrachloride	4300	Not Detected	27000	Not Detected
2,2,4-Trimethylpentane	4300	6900	20000	32000
* Benzene	4300	2700000	14000	8600000
1,2-Dichloroethane	4300	Not Detected	17000	Not Detected
Heptane	4300	Not Detected	18000	Not Detected
Trichloroethene	4300	Not Detected	23000	Not Detected
1,2-Dichloropropane	4300	Not Detected	20000	Not Detected
1,4-Dioxane	17000	Not Detected	62000	Not Detected
Bromodichloromethane	4300	Not Detected	29000	Not Detected
cis-1,3-Dichloropropene	4300	Not Detected	19000	Not Detected
4-Methyl-2-pentanone	4300	Not Detected	18000	Not Detected
Toluene	4300	2600 J	16000	10000 J
trans-1,3-Dichloropropene	4300	Not Detected	19000	Not Detected
1,1,2-Trichloroethane	4300	Not Detected	23000	Not Detected
Tetrachloroethene	4300	Not Detected	29000	Not Detected

Air Toxics LTD.
Laboratory Services Since 1989

Client Sample ID: VMP-13-29.5-013012

Lab ID#: 1202040A-05A

EPA METHOD TO-15 GC/MS

File Name:	**14021017**	**Date of Collection:**	**1/30/12 10:01:00 AM**
Dil. Factor:	**855**	**Date of Analysis:**	**2/11/12 09:48 AM**

Compound	Rpt. Limit (ppbv)	Amount (ppbv)	Rpt. Limit (ug/m3)	Amount (ug/m3)
2-Hexanone	17000	Not Detected	70000	Not Detected
Dibromochloromethane	4300	Not Detected	36000	Not Detected
1,2-Dibromoethane (EDB)	4300	Not Detected	33000	Not Detected
Chlorobenzene	4300	Not Detected	20000	Not Detected
Ethyl Benzene	4300	600 J	18000	2600 J
m,p-Xylene	4300	1400 J	18000	6100 J
o-Xylene	4300	Not Detected	18000	Not Detected
Styrene	4300	Not Detected	18000	Not Detected
Bromoform	4300	Not Detected	44000	Not Detected
Cumene	4300	Not Detected	21000	Not Detected
1,1,2,2-Tetrachloroethane	4300	Not Detected	29000	Not Detected
Propylbenzene	4300	Not Detected	21000	Not Detected
4-Ethyltoluene	4300	Not Detected	21000	Not Detected
1,3,5-Trimethylbenzene	4300	Not Detected	21000	Not Detected
1,2,4-Trimethylbenzene	4300	Not Detected	21000	Not Detected
1,3-Dichlorobenzene	4300	Not Detected	26000	Not Detected
1,4-Dichlorobenzene	4300	Not Detected	26000	Not Detected
alpha-Chlorotoluene	4300	Not Detected	22000	Not Detected
1,2-Dichlorobenzene	4300	Not Detected	26000	Not Detected
1,2,4-Trichlorobenzene	17000	Not Detected	130000	Not Detected
Hexachlorobutadiene	17000	Not Detected	180000	Not Detected
Butane	17000	14000 J	41000	32000 J
Isopentane	17000	26000	50000	76000

J = Estimated value.

Container Type: 1 Liter Summa Canister

Surrogates	%Recovery	Method Limits
1,2-Dichloroethane-d4	130	70-130
Toluene-d8	97	70-130
4-Bromofluorobenzene	91	70-130

Air Toxics LTD. *Do not use this data. Use all other data.
Laboratory Services Since 1989

Client Sample ID: VMP-13-29.5-013012

Lab ID#: 1202040A-05B

EPA METHOD TO-15 GC/MS

File Name:	14021015	Date of Collection:	1/30/12 10:01:00 AM
Dil. Factor:	85.5	Date of Analysis:	2/11/12 08:37 AM

Compound	Rpt. Limit (ppbv)	Amount (ppbv)	Rpt. Limit (ug/m3)	Amount (ug/m3)
Freon 12	430	Not Detected	2100	Not Detected
Freon 114	430	Not Detected	3000	Not Detected
Chloromethane	1700	Not Detected	3500	Not Detected
Vinyl Chloride	430	Not Detected	1100	Not Detected
1,3-Butadiene	430	Not Detected	940	Not Detected
Bromomethane	430	Not Detected	1700	Not Detected
Chloroethane	1700	Not Detected	4500	Not Detected
Freon 11	430	Not Detected	2400	Not Detected
Ethanol	1700	Not Detected	3200	Not Detected
Freon 113	430	Not Detected	3300	Not Detected
1,1-Dichloroethene	430	Not Detected	1700	Not Detected
Acetone	1700	Not Detected	4100	Not Detected
2-Propanol	1700	Not Detected	4200	Not Detected
Carbon Disulfide	430	Not Detected	1300	Not Detected
3-Chloropropene	1700	Not Detected	5400	Not Detected
Methylene Chloride	430	Not Detected	1500	Not Detected
Methyl tert-butyl ether	430	Not Detected	1500	Not Detected
trans-1,2-Dichloroethene	430	Not Detected	1700	Not Detected
Hexane	430	110 J J	1500	400 J J
1,1-Dichloroethane	430	Not Detected	1700	Not Detected
2-Butanone (Methyl Ethyl Ketone)	1700	Not Detected	5000	Not Detected
cis-1,2-Dichloroethene	430	Not Detected	1700	Not Detected
Tetrahydrofuran	430	Not Detected	1300	Not Detected
Chloroform	430	Not Detected	2100	Not Detected
1,1,1-Trichloroethane	430	Not Detected	2300	Not Detected
Cyclohexane	430	1200 J	1500	4000 J
Carbon Tetrachloride	430	Not Detected	2700	Not Detected
2,2,4-Trimethylpentane	430	8300 J	2000	39000 J
* ~~Benzene~~	~~430~~	~~2500000 E~~	~~1400~~	~~8000000 E~~
1,2-Dichloroethane	430	Not Detected	1700	Not Detected
Heptane	430	Not Detected	1800	Not Detected
Trichloroethene	430	Not Detected	2300	Not Detected
1,2-Dichloropropane	430	Not Detected	2000	Not Detected
1,4-Dioxane	1700	Not Detected	6200	Not Detected
Bromodichloromethane	430	Not Detected	2900	Not Detected
cis-1,3-Dichloropropene	430	Not Detected	1900	Not Detected
4-Methyl-2-pentanone	430	Not Detected	1800	Not Detected
Toluene	430	2800 J	1600	11000 J
trans-1,3-Dichloropropene	430	Not Detected	1900	Not Detected
1,1,2-Trichloroethane	430	Not Detected	2300	Not Detected
Tetrachloroethene	430	Not Detected	2900	Not Detected

Air Toxics LTD.
Laboratory Services Since 1989

Client Sample ID: VMP-13-29.5-013012

Lab ID#: 1202040A-05B

EPA METHOD TO-15 GC/MS

File Name:	**14021015**	**Date of Collection:**	**1/30/12 10:01:00 AM**
Dil. Factor:	**85.5**	**Date of Analysis:**	**2/11/12 08:37 AM**

Compound	Rpt. Limit (ppbv)	Amount (ppbv)	Rpt. Limit (ug/m3)	Amount (ug/m3)
2-Hexanone	1700	Not Detected	7000	Not Detected
Dibromochloromethane	430	Not Detected	3600	Not Detected
1,2-Dibromoethane (EDB)	430	Not Detected	3300	Not Detected
Chlorobenzene	430	Not Detected	2000	Not Detected
Ethyl Benzene	430	1000 J	1800	4500 J
m,p-Xylene	430	1800 J	1800	7800 J
o-Xylene	430	480 J	1800	2100 J
Styrene	430	Not Detected	1800	Not Detected
Bromoform	430	Not Detected	4400	Not Detected
Cumene	430	Not Detected	2100	Not Detected
1,1,2,2-Tetrachloroethane	430	Not Detected	2900	Not Detected
Propylbenzene	430	Not Detected	2100	Not Detected
4-Ethyltoluene	430	97 J J	2100	480 J J
1,3,5-Trimethylbenzene	430	Not Detected	2100	Not Detected
1,2,4-Trimethylbenzene	430	62 J J	2100	300 J J
1,3-Dichlorobenzene	430	Not Detected	2600	Not Detected
1,4-Dichlorobenzene	430	Not Detected	2600	Not Detected
alpha-Chlorotoluene	430	Not Detected	2200	Not Detected
1,2-Dichlorobenzene	430	Not Detected	2600	Not Detected
1,2,4-Trichlorobenzene	1700	Not Detected	13000	Not Detected
Hexachlorobutadiene	1700	Not Detected	18000	Not Detected
Butane	1700	13000 J	4100	32000 J
Isopentane	1700	26000 J	5000	77000 J

J = Estimated value.
E = Exceeds instrument calibration range.
Q = Exceeds Quality Control limits of 70% to 130%, due to matrix effects.
Container Type: 1 Liter Summa Canister

Surrogates	%Recovery	Method Limits
1,2-Dichloroethane-d4	142 Q	70-130
Toluene-d8	99	70-130
4-Bromofluorobenzene	92	70-130

Air Toxics LTD.
Laboratory Services Since 1989

Client Sample ID: VMP-5-40-013012

Lab ID#: 1202040A-06A

EPA METHOD TO-15 GC/MS

File Name:	14021013	Date of Collection:	1/30/12 11:31:00 AM
Dil. Factor:	1250	Date of Analysis:	2/10/12 10:46 PM

Compound	Rpt. Limit (ppbv)	Amount (ppbv)	Rpt. Limit (ug/m3)	Amount (ug/m3)
Freon 12	6200	Not Detected	31000	Not Detected
Freon 114	6200	Not Detected	44000	Not Detected
Chloromethane	25000	Not Detected	52000	Not Detected
Vinyl Chloride	6200	Not Detected	16000	Not Detected
1,3-Butadiene	6200	Not Detected	14000	Not Detected
Bromomethane	6200	Not Detected	24000	Not Detected
Chloroethane	25000	Not Detected	66000	Not Detected
Freon 11	6200	Not Detected	35000	Not Detected
Ethanol	25000	Not Detected	47000	Not Detected
Freon 113	6200	Not Detected	48000	Not Detected
1,1-Dichloroethene	6200	Not Detected	25000	Not Detected
Acetone	25000	2500 J	59000	6000 J
2-Propanol	25000	Not Detected	61000	Not Detected
Carbon Disulfide	6200	Not Detected	19000	Not Detected
3-Chloropropene	25000	Not Detected	78000	Not Detected
Methylene Chloride	6200	1800 J	22000	6200 J
Methyl tert-butyl ether	6200	Not Detected	22000	Not Detected
trans-1,2-Dichloroethene	6200	Not Detected	25000	Not Detected
Hexane	6200	160000	22000	560000
1,1-Dichloroethane	6200	Not Detected	25000	Not Detected
2-Butanone (Methyl Ethyl Ketone)	25000	Not Detected	74000	Not Detected
cis-1,2-Dichloroethene	6200	Not Detected	25000	Not Detected
Tetrahydrofuran	6200	Not Detected	18000	Not Detected
Chloroform	6200	Not Detected	30000	Not Detected
1,1,1-Trichloroethane	6200	Not Detected	34000	Not Detected
Cyclohexane	6200	120000	22000	410000
Carbon Tetrachloride	6200	Not Detected	39000	Not Detected
2,2,4-Trimethylpentane	6200	540000	29000	2500000
Benzene	6200	2100 J	20000	6800 J
1,2-Dichloroethane	6200	Not Detected	25000	Not Detected
Heptane	6200	13000	26000	53000
Trichloroethene	6200	Not Detected	34000	Not Detected
1,2-Dichloropropane	6200	Not Detected	29000	Not Detected
1,4-Dioxane	25000	Not Detected	90000	Not Detected
Bromodichloromethane	6200	Not Detected	42000	Not Detected
cis-1,3-Dichloropropene	6200	Not Detected	28000	Not Detected
4-Methyl-2-pentanone	6200	Not Detected	26000	Not Detected
Toluene	6200	Not Detected	24000	Not Detected
trans-1,3-Dichloropropene	6200	Not Detected	28000	Not Detected
1,1,2-Trichloroethane	6200	Not Detected	34000	Not Detected
Tetrachloroethene	6200	Not Detected	42000	Not Detected

Air Toxics LTD.
Laboratory Services Since 1989

Client Sample ID: VMP-5-40-013012

Lab ID#: 1202040A-06A

EPA METHOD TO-15 GC/MS

File Name:	14021013	Date of Collection:	1/30/12 11:31:00 AM
Dil. Factor:	1250	Date of Analysis:	2/10/12 10:46 PM

Compound	Rpt. Limit (ppbv)	Amount (ppbv)	Rpt. Limit (ug/m3)	Amount (ug/m3)
2-Hexanone	25000	Not Detected	100000	Not Detected
Dibromochloromethane	6200	Not Detected	53000	Not Detected
1,2-Dibromoethane (EDB)	6200	Not Detected	48000	Not Detected
Chlorobenzene	6200	Not Detected	29000	Not Detected
Ethyl Benzene	6200	Not Detected	27000	Not Detected
m,p-Xylene	6200	Not Detected	27000	Not Detected
o-Xylene	6200	Not Detected	27000	Not Detected
Styrene	6200	Not Detected	27000	Not Detected
Bromoform	6200	Not Detected	65000	Not Detected
Cumene	6200	Not Detected	31000	Not Detected
1,1,2,2-Tetrachloroethane	6200	Not Detected	43000	Not Detected
Propylbenzene	6200	Not Detected	31000	Not Detected
4-Ethyltoluene	6200	Not Detected	31000	Not Detected
1,3,5-Trimethylbenzene	6200	Not Detected	31000	Not Detected
1,2,4-Trimethylbenzene	6200	Not Detected	31000	Not Detected
1,3-Dichlorobenzene	6200	Not Detected	38000	Not Detected
1,4-Dichlorobenzene	6200	Not Detected	38000	Not Detected
alpha-Chlorotoluene	6200	Not Detected	32000	Not Detected
1,2-Dichlorobenzene	6200	Not Detected	38000	Not Detected
1,2,4-Trichlorobenzene	25000	Not Detected	180000	Not Detected
Hexachlorobutadiene	25000	Not Detected	270000	Not Detected
Butane	25000	2700000	59000	6400000
Isopentane	25000	4000000	74000	12000000 J

J = Estimated value.

Container Type: 1 Liter Summa Canister

Surrogates	%Recovery	Method Limits
1,2-Dichloroethane-d4	128	70-130
Toluene-d8	102	70-130
4-Bromofluorobenzene	92	70-130

Air Toxics LTD.
Laboratory Services Since 1989

*Use these results only. All other data was reported from the 597x dilution analysis.

Client Sample ID: VMP-5-31-013012

Lab ID#: 1202040A-07A

EPA METHOD TO-15 GC/MS

File Name:	14021014	Date of Collection:	1/30/12 3:49:00 PM
Dil. Factor:	1190	Date of Analysis:	2/11/12 08:10 AM

Compound	Rpt. Limit (ppbv)	Amount (ppbv)	Rpt. Limit (ug/m3)	Amount (ug/m3)
Freon 12	6000	Not Detected	29000	Not Detected
Freon 114	6000	Not Detected	42000	Not Detected
Chloromethane	24000	Not Detected	49000	Not Detected
Vinyl Chloride	6000	Not Detected	15000	Not Detected
1,3-Butadiene	6000	Not Detected	13000	Not Detected
Bromomethane	6000	Not Detected	23000	Not Detected
Chloroethane	24000	Not Detected	63000	Not Detected
Freon 11	6000	Not Detected	33000	Not Detected
Ethanol	24000	Not Detected	45000	Not Detected
Freon 113	6000	Not Detected	46000	Not Detected
1,1-Dichloroethene	6000	Not Detected	24000	Not Detected
Acetone	24000	2700 J	56000	6300 J
2-Propanol	24000	Not Detected	58000	Not Detected
Carbon Disulfide	6000	Not Detected	18000	Not Detected
3-Chloropropene	24000	Not Detected	74000	Not Detected
Methylene Chloride	6000	1500 J	21000	5300 J
Methyl tert-butyl ether	6000	Not Detected	21000	Not Detected
trans-1,2-Dichloroethene	6000	Not Detected	24000	Not Detected
Hexane	6000	200000	21000	700000
1,1-Dichloroethane	6000	Not Detected	24000	Not Detected
2-Butanone (Methyl Ethyl Ketone)	24000	Not Detected	70000	Not Detected
cis-1,2-Dichloroethene	6000	Not Detected	24000	Not Detected
Tetrahydrofuran	6000	Not Detected	18000	Not Detected
Chloroform	6000	Not Detected	29000	Not Detected
1,1,1-Trichloroethane	6000	Not Detected	32000	Not Detected
Cyclohexane	6000	140000	20000	480000
Carbon Tetrachloride	6000	Not Detected	37000	Not Detected
2,2,4-Trimethylpentane	6000	640000	28000	3000000
Benzene	6000	3200 J	19000	10000 J
1,2-Dichloroethane	6000	Not Detected	24000	Not Detected
Heptane	6000	21000	24000	85000
Trichloroethene	6000	Not Detected	32000	Not Detected
1,2-Dichloropropane	6000	Not Detected	27000	Not Detected
1,4-Dioxane	24000	Not Detected	86000	Not Detected
Bromodichloromethane	6000	Not Detected	40000	Not Detected
cis-1,3-Dichloropropene	6000	Not Detected	27000	Not Detected
4-Methyl-2-pentanone	6000	Not Detected	24000	Not Detected
Toluene	6000	Not Detected	22000	Not Detected
trans-1,3-Dichloropropene	6000	Not Detected	27000	Not Detected
1,1,2-Trichloroethane	6000	Not Detected	32000	Not Detected
Tetrachloroethene	6000	Not Detected	40000	Not Detected

Air Toxics LTD.
Laboratory Services Since 1989

Client Sample ID: VMP-5-31-013012

Lab ID#: 1202040A-07A

EPA METHOD TO-15 GC/MS

File Name:	**14021014**	**Date of Collection:**	**1/30/12 3:49:00 PM**
Dil. Factor:	**1190**	**Date of Analysis:**	**2/11/12 08:10 AM**

Compound	Rpt. Limit (ppbv)	Amount (ppbv)	Rpt. Limit (ug/m3)	Amount (ug/m3)
2-Hexanone	24000	Not Detected	97000	Not Detected
Dibromochloromethane	6000	Not Detected	51000	Not Detected
1,2-Dibromoethane (EDB)	6000	Not Detected	46000	Not Detected
Chlorobenzene	6000	Not Detected	27000	Not Detected
Ethyl Benzene	6000	Not Detected	26000	Not Detected
m,p-Xylene	6000	Not Detected	26000	Not Detected
o-Xylene	6000	Not Detected	26000	Not Detected
Styrene	6000	Not Detected	25000	Not Detected
Bromoform	6000	Not Detected	62000	Not Detected
Cumene	6000	Not Detected	29000	Not Detected
1,1,2,2-Tetrachloroethane	6000	Not Detected	41000	Not Detected
Propylbenzene	6000	Not Detected	29000	Not Detected
4-Ethyltoluene	6000	Not Detected	29000	Not Detected
1,3,5-Trimethylbenzene	6000	Not Detected	29000	Not Detected
1,2,4-Trimethylbenzene	6000	Not Detected	29000	Not Detected
1,3-Dichlorobenzene	6000	Not Detected	36000	Not Detected
1,4-Dichlorobenzene	6000	Not Detected	36000	Not Detected
alpha-Chlorotoluene	6000	Not Detected	31000	Not Detected
1,2-Dichlorobenzene	6000	Not Detected	36000	Not Detected
1,2,4-Trichlorobenzene	24000	Not Detected	180000	Not Detected
Hexachlorobutadiene	24000	Not Detected	250000	Not Detected
Butane	24000	2800000	56000	6800000
Isopentane	24000	4400000	70000	13000000 J

J = Estimated value.

Container Type: 1 Liter Summa Canister

Surrogates	%Recovery	Method Limits
1,2-Dichloroethane-d4	128	70-130
Toluene-d8	103	70-130
4-Bromofluorobenzene	90	70-130

Air Toxics LTD. +Do not use this data. Use all other data
Laboratory Services Since 1989

Client Sample ID: VMP-5-31-013012

Lab ID#: 1202040A-07B

EPA METHOD TO-15 GC/MS

File Name:	14021012	Date of Collection:	1/30/12 3:49:00 PM
Dil. Factor:	597	Date of Analysis:	2/10/12 10:23 PM

Compound	Rpt. Limit (ppbv)	Amount (ppbv)	Rpt. Limit (ug/m3)	Amount (ug/m3)
Freon 12	3000	Not Detected	15000	Not Detected
Freon 114	3000	Not Detected	21000	Not Detected
Chloromethane	12000	Not Detected	25000	Not Detected
Vinyl Chloride	3000	Not Detected	7600	Not Detected
1,3-Butadiene	3000	Not Detected	6600	Not Detected
Bromomethane	3000	Not Detected	12000	Not Detected
Chloroethane	12000	Not Detected	32000	Not Detected
Freon 11	3000	Not Detected	17000	Not Detected
Ethanol	12000	Not Detected	22000	Not Detected
Freon 113	3000	Not Detected	23000	Not Detected
1,1-Dichloroethene	3000	Not Detected	12000	Not Detected
Acetone	12000	1900 J	28000	4400 J
2-Propanol	12000	Not Detected	29000	Not Detected
Carbon Disulfide	3000	Not Detected	9300	Not Detected
3-Chloropropene	12000	Not Detected	37000	Not Detected
Methylene Chloride	3000	880 J	10000	3000 J
Methyl tert-butyl ether	3000	Not Detected	11000	Not Detected
trans-1,2-Dichloroethene	3000	Not Detected	12000	Not Detected
Hexane	3000	210000	10000	740000
1,1-Dichloroethane	3000	Not Detected	12000	Not Detected
2-Butanone (Methyl Ethyl Ketone)	12000	Not Detected	35000	Not Detected
cis-1,2-Dichloroethene	3000	Not Detected	12000	Not Detected
Tetrahydrofuran	3000	Not Detected	8800	Not Detected
Chloroform	3000	Not Detected	14000	Not Detected
1,1,1-Trichloroethane	3000	Not Detected	16000	Not Detected
Cyclohexane	3000	140000	10000	480000
Carbon Tetrachloride	3000	Not Detected	19000	Not Detected
2,2,4-Trimethylpentane	3000	630000	14000	2900000
Benzene	3000	3300	9500	10000
1,2-Dichloroethane	3000	Not Detected	12000	Not Detected
Heptane	3000	20000	12000	82000
Trichloroethene	3000	Not Detected	16000	Not Detected
1,2-Dichloropropane	3000	Not Detected	14000	Not Detected
1,4-Dioxane	12000	Not Detected	43000	Not Detected
Bromodichloromethane	3000	Not Detected	20000	Not Detected
cis-1,3-Dichloropropene	3000	Not Detected	14000	Not Detected
4-Methyl-2-pentanone	3000	Not Detected	12000	Not Detected
Toluene	3000	Not Detected	11000	Not Detected
trans-1,3-Dichloropropene	3000	Not Detected	14000	Not Detected
1,1,2-Trichloroethane	3000	Not Detected	16000	Not Detected
Tetrachloroethene	3000	Not Detected	20000	Not Detected

Air Toxics LTD.
Laboratory Services Since 1989

Client Sample ID: VMP-5-31-013012

Lab ID#: 1202040A-07B

EPA METHOD TO-15 GC/MS

File Name:	**14021012**	**Date of Collection:**	**1/30/12 3:49:00 PM**
Dil. Factor:	**597**	**Date of Analysis:**	**2/10/12 10:23 PM**

Compound	Rpt. Limit (ppbv)	Amount (ppbv)	Rpt. Limit (ug/m3)	Amount (ug/m3)
2-Hexanone	12000	Not Detected	49000	Not Detected
Dibromochloromethane	3000	Not Detected	25000	Not Detected
1,2-Dibromoethane (EDB)	3000	Not Detected	23000	Not Detected
Chlorobenzene	3000	Not Detected	14000	Not Detected
Ethyl Benzene	3000	Not Detected	13000	Not Detected
m,p-Xylene	3000	Not Detected	13000	Not Detected
o-Xylene	3000	Not Detected	13000	Not Detected
Styrene	3000	Not Detected	13000	Not Detected
Bromoform	3000	Not Detected	31000	Not Detected
Cumene	3000	Not Detected	15000	Not Detected
1,1,2,2-Tetrachloroethane	3000	Not Detected	20000	Not Detected
Propylbenzene	3000	Not Detected	15000	Not Detected
4-Ethyltoluene	3000	Not Detected	15000	Not Detected
1,3,5-Trimethylbenzene	3000	Not Detected	15000	Not Detected
1,2,4-Trimethylbenzene	3000	Not Detected	15000	Not Detected
1,3-Dichlorobenzene	3000	Not Detected	18000	Not Detected
1,4-Dichlorobenzene	3000	Not Detected	18000	Not Detected
alpha-Chlorotoluene	3000	Not Detected	15000	Not Detected
1,2-Dichlorobenzene	3000	Not Detected	18000	Not Detected
1,2,4-Trichlorobenzene	12000	Not Detected	89000	Not Detected
Hexachlorobutadiene	12000	Not Detected	130000	Not Detected
Butane	12000	2900000	28000	6900000
~~Isopentane~~	~~12000~~	~~4300000 E~~	~~35000~~	~~13000000 E~~

J = Estimated value.
E = Exceeds instrument calibration range.
Container Type: 1 Liter Summa Canister

Surrogates	%Recovery	Method Limits
1,2-Dichloroethane-d4	130	70-130
Toluene-d8	105	70-130
4-Bromofluorobenzene	89	70-130

Air Toxics LTD.
Laboratory Services Since 1989

*Use these results only. All other data was reported from the 58.3x dilution analysis.

Client Sample ID: VMP-1-5-013012

Lab ID#: 1202040A-08A

EPA METHOD TO-15 GC/MS

File Name:	14021010	Date of Collection:	1/30/12 2:15:00 PM
Dil. Factor:	350	Date of Analysis:	2/10/12 09:38 PM

Compound	Rpt. Limit (ppbv)	Amount (ppbv)	Rpt. Limit (ug/m3)	Amount (ug/m3)
Freon 12	1800	Not Detected	8600	Not Detected
Freon 114	1800	Not Detected	12000	Not Detected
Chloromethane	7000	Not Detected	14000	Not Detected
Vinyl Chloride	1800	Not Detected	4500	Not Detected
1,3-Butadiene	1800	Not Detected	3900	Not Detected
Bromomethane	1800	Not Detected	6800	Not Detected
Chloroethane	7000	Not Detected	18000	Not Detected
Freon 11	1800	Not Detected	9800	Not Detected
Ethanol	7000	Not Detected	13000	Not Detected
Freon 113	1800	Not Detected	13000	Not Detected
1,1-Dichloroethene	1800	Not Detected	6900	Not Detected
Acetone	7000	Not Detected	17000	Not Detected
2-Propanol	7000	Not Detected	17000	Not Detected
Carbon Disulfide	1800	Not Detected	5400	Not Detected
3-Chloropropene	7000	Not Detected	22000	Not Detected
Methylene Chloride	1800	1000 J	6100	3600 J
Methyl tert-butyl ether	1800	Not Detected	6300	Not Detected
trans-1,2-Dichloroethene	1800	Not Detected	6900	Not Detected
Hexane	1800	14000	6200	50000
1,1-Dichloroethane	1800	Not Detected	7100	Not Detected
2-Butanone (Methyl Ethyl Ketone)	7000	Not Detected	21000	Not Detected
cis-1,2-Dichloroethene	1800	Not Detected	6900	Not Detected
Tetrahydrofuran	1800	Not Detected	5200	Not Detected
Chloroform	1800	Not Detected	8500	Not Detected
1,1,1-Trichloroethane	1800	Not Detected	9500	Not Detected
Cyclohexane	1800	5000	6000	17000
Carbon Tetrachloride	1800	Not Detected	11000	Not Detected
2,2,4-Trimethylpentane	1800	71000	8200	330000
Benzene	1800	Not Detected	5600	Not Detected
1,2-Dichloroethane	1800	Not Detected	7100	Not Detected
Heptane	1800	2200	7200	8900
Trichloroethene	1800	Not Detected	9400	Not Detected
1,2-Dichloropropane	1800	Not Detected	8100	Not Detected
1,4-Dioxane	7000	Not Detected	25000	Not Detected
Bromodichloromethane	1800	Not Detected	12000	Not Detected
cis-1,3-Dichloropropene	1800	Not Detected	7900	Not Detected
4-Methyl-2-pentanone	1800	Not Detected	7200	Not Detected
Toluene	1800	Not Detected	6600	Not Detected
trans-1,3-Dichloropropene	1800	Not Detected	7900	Not Detected
1,1,2-Trichloroethane	1800	Not Detected	9500	Not Detected
Tetrachloroethene	1800	Not Detected	12000	Not Detected

Air Toxics LTD.
Laboratory Services Since 1989

Client Sample ID: VMP-1-5-013012

Lab ID#: 1202040A-08A

EPA METHOD TO-15 GC/MS

File Name:	**14021010**	**Date of Collection:**	**1/30/12 2:15:00 PM**
Dil. Factor:	**350**	**Date of Analysis:**	**2/10/12 09:38 PM**

Compound	Rpt. Limit (ppbv)	Amount (ppbv)	Rpt. Limit (ug/m3)	Amount (ug/m3)
2-Hexanone	7000	Not Detected	29000	Not Detected
Dibromochloromethane	1800	Not Detected	15000	Not Detected
1,2-Dibromoethane (EDB)	1800	Not Detected	13000	Not Detected
Chlorobenzene	1800	Not Detected	8000	Not Detected
Ethyl Benzene	1800	Not Detected	7600	Not Detected
m,p-Xylene	1800	Not Detected	7600	Not Detected
o-Xylene	1800	Not Detected	7600	Not Detected
Styrene	1800	Not Detected	7400	Not Detected
Bromoform	1800	Not Detected	18000	Not Detected
Cumene	1800	Not Detected	8600	Not Detected
1,1,2,2-Tetrachloroethane	1800	Not Detected	12000	Not Detected
Propylbenzene	1800	Not Detected	8600	Not Detected
4-Ethyltoluene	1800	Not Detected	8600	Not Detected
1,3,5-Trimethylbenzene	1800	Not Detected	8600	Not Detected
1,2,4-Trimethylbenzene	1800	Not Detected	8600	Not Detected
1,3-Dichlorobenzene	1800	Not Detected	10000	Not Detected
1,4-Dichlorobenzene	1800	Not Detected	10000	Not Detected
alpha-Chlorotoluene	1800	Not Detected	9000	Not Detected
1,2-Dichlorobenzene	1800	Not Detected	10000	Not Detected
1,2,4-Trichlorobenzene	7000	Not Detected	52000	Not Detected
Hexachlorobutadiene	7000	Not Detected	75000	Not Detected
* Butane	7000	1400000	17000	3400000
Isopentane	7000	1000000	21000	3000000 J

J = Estimated value.

Container Type: 1 Liter Summa Canister

Surrogates	%Recovery	Method Limits
1,2-Dichloroethane-d4	125	70-130
Toluene-d8	101	70-130
4-Bromofluorobenzene	92	70-130

Air Toxics LTD. *Do not use this data. Use all other data.
Laboratory Services Since 1989

Client Sample ID: VMP-1-5-013012

Lab ID#: 1202040A-08B

EPA METHOD TO-15 GC/MS

File Name:	14021009	Date of Collection:	1/30/12 2:15:00 PM
Dil. Factor:	58.3	Date of Analysis:	2/10/12 09:08 PM

Compound	Rpt. Limit (ppbv)	Amount (ppbv)	Rpt. Limit (ug/m3)	Amount (ug/m3)
Freon 12	290	Not Detected	1400	Not Detected
Freon 114	290	Not Detected	2000	Not Detected
Chloromethane	1200	Not Detected	2400	Not Detected
Vinyl Chloride	290	Not Detected	740	Not Detected
1,3-Butadiene	290	Not Detected	640	Not Detected
Bromomethane	290	Not Detected	1100	Not Detected
Chloroethane	1200	Not Detected	3100	Not Detected
Freon 11	290	Not Detected	1600	Not Detected
Ethanol	1200	Not Detected	2200	Not Detected
Freon 113	290	Not Detected	2200	Not Detected
1,1-Dichloroethene	290	Not Detected	1200	Not Detected
Acetone	1200	Not Detected	2800	Not Detected
2-Propanol	1200	Not Detected	2900	Not Detected
Carbon Disulfide	290	Not Detected	910	Not Detected
3-Chloropropene	1200	Not Detected	3600	Not Detected
Methylene Chloride	290	110 J J	1000	370 J J
Methyl tert-butyl ether	290	Not Detected	1000	Not Detected
trans-1,2-Dichloroethene	290	Not Detected	1200	Not Detected
Hexane	290	19000 J	1000	66000 J
1,1-Dichloroethane	290	Not Detected	1200	Not Detected
2-Butanone (Methyl Ethyl Ketone)	1200	Not Detected	3400	Not Detected
cis-1,2-Dichloroethene	290	Not Detected	1200	Not Detected
Tetrahydrofuran	290	Not Detected	860	Not Detected
Chloroform	290	Not Detected	1400	Not Detected
1,1,1-Trichloroethane	290	Not Detected	1600	Not Detected
Cyclohexane	290	6700 J	1000	23000 J
Carbon Tetrachloride	290	Not Detected	1800	Not Detected
2,2,4-Trimethylpentane	290	93000 J	1400	440000 J
Benzene	290	89 J J	930	280 J J
1,2-Dichloroethane	290	Not Detected	1200	Not Detected
Heptane	290	2800 J	1200	11000 J
Trichloroethene	290	Not Detected	1600	Not Detected
1,2-Dichloropropane	290	Not Detected	1300	Not Detected
1,4-Dioxane	1200	Not Detected	4200	Not Detected
Bromodichloromethane	290	Not Detected	2000	Not Detected
cis-1,3-Dichloropropene	290	Not Detected	1300	Not Detected
4-Methyl-2-pentanone	290	Not Detected	1200	Not Detected
Toluene	290	Not Detected	1100	Not Detected
trans-1,3-Dichloropropene	290	Not Detected	1300	Not Detected
1,1,2-Trichloroethane	290	Not Detected	1600	Not Detected
Tetrachloroethene	290	Not Detected	2000	Not Detected

Air Toxics LTD.
Laboratory Services Since 1989

Client Sample ID: VMP-1-5-013012

Lab ID#: 1202040A-08B

EPA METHOD TO-15 GC/MS

File Name:	**14021009**	**Date of Collection:**	**1/30/12 2:15:00 PM**
Dil. Factor:	**58.3**	**Date of Analysis:**	**2/10/12 09:08 PM**

Compound	Rpt. Limit (ppbv)	Amount (ppbv)	Rpt. Limit (ug/m3)	Amount (ug/m3)
2-Hexanone	1200	Not Detected	4800	Not Detected
Dibromochloromethane	290	Not Detected	2500	Not Detected
1,2-Dibromoethane (EDB)	290	Not Detected	2200	Not Detected
Chlorobenzene	290	Not Detected	1300	Not Detected
Ethyl Benzene	290	Not Detected	1300	Not Detected
m,p-Xylene	290	Not Detected	1300	Not Detected
o-Xylene	290	Not Detected	1300	Not Detected
Styrene	290	Not Detected	1200	Not Detected
Bromoform	290	Not Detected	3000	Not Detected
Cumene	290	Not Detected	1400	Not Detected
1,1,2,2-Tetrachloroethane	290	Not Detected	2000	Not Detected
Propylbenzene	290	Not Detected	1400	Not Detected
4-Ethyltoluene	290	Not Detected	1400	Not Detected
1,3,5-Trimethylbenzene	290	Not Detected	1400	Not Detected
1,2,4-Trimethylbenzene	290	Not Detected	1400	Not Detected
1,3-Dichlorobenzene	290	Not Detected	1800	Not Detected
1,4-Dichlorobenzene	290	Not Detected	1800	Not Detected
alpha-Chlorotoluene	290	Not Detected	1500	Not Detected
1,2-Dichlorobenzene	290	Not Detected	1800	Not Detected
1,2,4-Trichlorobenzene	1200	Not Detected	8600	Not Detected
Hexachlorobutadiene	1200	Not Detected	12000	Not Detected
~~Butane~~	~~1200~~	~~2000000 E~~	~~2800~~	~~4800000 E~~
~~Isopentane~~	~~1200~~	~~1400000 E~~	~~3400~~	~~4000000 E~~

J = Estimated value.
E = Exceeds instrument calibration range.
Q = Exceeds Quality Control limits of 70% to 130%, due to matrix effects.
Container Type: 1 Liter Summa Canister

Surrogates	%Recovery	Method Limits
1,2-Dichloroethane-d4	133 Q	70-130
Toluene-d8	102	70-130
4-Bromofluorobenzene	92	70-130

Air Toxics LTD.
Laboratory Services Since 1989

Client Sample ID: VMP-1-8.5-013012

Lab ID#: 1202040A-09A

EPA METHOD TO-15 GC/MS

File Name:	14021011	Date of Collection:	1/30/12 3:06:00 PM
Dil. Factor:	350	Date of Analysis:	2/10/12 10:00 PM

Compound	Rpt. Limit (ppbv)	Amount (ppbv)	Rpt. Limit (ug/m3)	Amount (ug/m3)
Freon 12	1800	Not Detected	8600	Not Detected
Freon 114	1800	Not Detected	12000	Not Detected
Chloromethane	7000	Not Detected	14000	Not Detected
Vinyl Chloride	1800	Not Detected	4500	Not Detected
1,3-Butadiene	1800	Not Detected	3900	Not Detected
Bromomethane	1800	Not Detected	6800	Not Detected
Chloroethane	7000	Not Detected	18000	Not Detected
Freon 11	1800	Not Detected	9800	Not Detected
Ethanol	7000	Not Detected	13000	Not Detected
Freon 113	1800	Not Detected	13000	Not Detected
1,1-Dichloroethene	1800	Not Detected	6900	Not Detected
Acetone	7000	590 J	17000	1400 J
2-Propanol	7000	Not Detected	17000	Not Detected
Carbon Disulfide	1800	Not Detected	5400	Not Detected
3-Chloropropene	7000	Not Detected	22000	Not Detected
Methylene Chloride	1800	540 J	6100	1900 J
Methyl tert-butyl ether	1800	Not Detected	6300	Not Detected
trans-1,2-Dichloroethene	1800	Not Detected	6900	Not Detected
Hexane	1800	16000	6200	58000
1,1-Dichloroethane	1800	Not Detected	7100	Not Detected
2-Butanone (Methyl Ethyl Ketone)	7000	Not Detected	21000	Not Detected
cis-1,2-Dichloroethene	1800	Not Detected	6900	Not Detected
Tetrahydrofuran	1800	Not Detected	5200	Not Detected
Chloroform	1800	Not Detected	8500	Not Detected
1,1,1-Trichloroethane	1800	Not Detected	9500	Not Detected
Cyclohexane	1800	5400	6000	19000
Carbon Tetrachloride	1800	Not Detected	11000	Not Detected
2,2,4-Trimethylpentane	1800	68000	8200	320000
Benzene	1800	Not Detected	5600	Not Detected
1,2-Dichloroethane	1800	Not Detected	7100	Not Detected
Heptane	1800	2400	7200	10000
Trichloroethene	1800	Not Detected	9400	Not Detected
1,2-Dichloropropane	1800	Not Detected	8100	Not Detected
1,4-Dioxane	7000	Not Detected	25000	Not Detected
Bromodichloromethane	1800	Not Detected	12000	Not Detected
cis-1,3-Dichloropropene	1800	Not Detected	7900	Not Detected
4-Methyl-2-pentanone	1800	Not Detected	7200	Not Detected
Toluene	1800	Not Detected	6600	Not Detected
trans-1,3-Dichloropropene	1800	Not Detected	7900	Not Detected
1,1,2-Trichloroethane	1800	Not Detected	9500	Not Detected
Tetrachloroethene	1800	Not Detected	12000	Not Detected

Air Toxics LTD.
Laboratory Services Since 1989

Client Sample ID: VMP-1-8.5-013012

Lab ID#: 1202040A-09A

EPA METHOD TO-15 GC/MS

File Name:	**14021011**	**Date of Collection:**	**1/30/12 3:06:00 PM**
Dil. Factor:	**350**	**Date of Analysis:**	**2/10/12 10:00 PM**

Compound	Rpt. Limit (ppbv)	Amount (ppbv)	Rpt. Limit (ug/m3)	Amount (ug/m3)
2-Hexanone	7000	Not Detected	29000	Not Detected
Dibromochloromethane	1800	Not Detected	15000	Not Detected
1,2-Dibromoethane (EDB)	1800	Not Detected	13000	Not Detected
Chlorobenzene	1800	Not Detected	8000	Not Detected
Ethyl Benzene	1800	Not Detected	7600	Not Detected
m,p-Xylene	1800	Not Detected	7600	Not Detected
o-Xylene	1800	Not Detected	7600	Not Detected
Styrene	1800	Not Detected	7400	Not Detected
Bromoform	1800	Not Detected	18000	Not Detected
Cumene	1800	Not Detected	8600	Not Detected
1,1,2,2-Tetrachloroethane	1800	Not Detected	12000	Not Detected
Propylbenzene	1800	Not Detected	8600	Not Detected
4-Ethyltoluene	1800	Not Detected	8600	Not Detected
1,3,5-Trimethylbenzene	1800	Not Detected	8600	Not Detected
1,2,4-Trimethylbenzene	1800	Not Detected	8600	Not Detected
1,3-Dichlorobenzene	1800	Not Detected	10000	Not Detected
1,4-Dichlorobenzene	1800	Not Detected	10000	Not Detected
alpha-Chlorotoluene	1800	Not Detected	9000	Not Detected
1,2-Dichlorobenzene	1800	Not Detected	10000	Not Detected
1,2,4-Trichlorobenzene	7000	Not Detected	52000	Not Detected
Hexachlorobutadiene	7000	Not Detected	75000	Not Detected
Butane	7000	1500000	17000	3600000
Isopentane	7000	1100000	21000	3200000 J

J = Estimated value.

Container Type: 1 Liter Summa Canister

Surrogates	%Recovery	Method Limits
1,2-Dichloroethane-d4	125	70-130
Toluene-d8	100	70-130
4-Bromofluorobenzene	91	70-130

Air Toxics LTD.
Laboratory Services Since 1989

Client Sample ID: Lab Blank

Lab ID#: 1202040A-10A

EPA METHOD TO-15 GC/MS

File Name:	14021006a	Date of Collection: NA	
Dil. Factor:	1.00	Date of Analysis: 2/10/12 06:26 PM	

Compound	Rpt. Limit (ppbv)	Amount (ppbv)	Rpt. Limit (ug/m3)	Amount (ug/m3)
Freon 12	5.0	Not Detected	25	Not Detected
Freon 114	5.0	Not Detected	35	Not Detected
Chloromethane	20	Not Detected	41	Not Detected
Vinyl Chloride	5.0	Not Detected	13	Not Detected
1,3-Butadiene	5.0	Not Detected	11	Not Detected
Bromomethane	5.0	Not Detected	19	Not Detected
Chloroethane	20	Not Detected	53	Not Detected
Freon 11	5.0	Not Detected	28	Not Detected
Ethanol	20	Not Detected	38	Not Detected
Freon 113	5.0	Not Detected	38	Not Detected
1,1-Dichloroethene	5.0	Not Detected	20	Not Detected
Acetone	20	1.6 J	48	3.8 J
2-Propanol	20	Not Detected	49	Not Detected
Carbon Disulfide	5.0	Not Detected	16	Not Detected
3-Chloropropene	20	Not Detected	63	Not Detected
Methylene Chloride	5.0	Not Detected	17	Not Detected
Methyl tert-butyl ether	5.0	Not Detected	18	Not Detected
trans-1,2-Dichloroethene	5.0	Not Detected	20	Not Detected
Hexane	5.0	Not Detected	18	Not Detected
1,1-Dichloroethane	5.0	Not Detected	20	Not Detected
2-Butanone (Methyl Ethyl Ketone)	20	Not Detected	59	Not Detected
cis-1,2-Dichloroethene	5.0	Not Detected	20	Not Detected
Tetrahydrofuran	5.0	Not Detected	15	Not Detected
Chloroform	5.0	Not Detected	24	Not Detected
1,1,1-Trichloroethane	5.0	Not Detected	27	Not Detected
Cyclohexane	5.0	Not Detected	17	Not Detected
Carbon Tetrachloride	5.0	Not Detected	31	Not Detected
2,2,4-Trimethylpentane	5.0	Not Detected	23	Not Detected
Benzene	5.0	Not Detected	16	Not Detected
1,2-Dichloroethane	5.0	Not Detected	20	Not Detected
Heptane	5.0	Not Detected	20	Not Detected
Trichloroethene	5.0	Not Detected	27	Not Detected
1,2-Dichloropropane	5.0	Not Detected	23	Not Detected
1,4-Dioxane	20	Not Detected	72	Not Detected
Bromodichloromethane	5.0	Not Detected	34	Not Detected
cis-1,3-Dichloropropene	5.0	Not Detected	23	Not Detected
4-Methyl-2-pentanone	5.0	Not Detected	20	Not Detected
Toluene	5.0	Not Detected	19	Not Detected
trans-1,3-Dichloropropene	5.0	Not Detected	23	Not Detected
1,1,2-Trichloroethane	5.0	Not Detected	27	Not Detected
Tetrachloroethene	5.0	Not Detected	34	Not Detected

Air Toxics LTD.
Laboratory Services Since 1989

Client Sample ID: Lab Blank

Lab ID#: I202040A-10A

EPA METHOD TO-15 GC/MS

File Name:	**14021006a**	**Date of Collection: NA**	
Dil. Factor:	**1.00**	**Date of Analysis: 2/10/12 06:26 PM**	

Compound	Rpt. Limit (ppbv)	Amount (ppbv)	Rpt. Limit (ug/m3)	Amount (ug/m3)
2-Hexanone	20	Not Detected	82	Not Detected
Dibromochloromethane	5.0	Not Detected	42	Not Detected
1,2-Dibromoethane (EDB)	5.0	Not Detected	38	Not Detected
Chlorobenzene	5.0	Not Detected	23	Not Detected
Ethyl Benzene	5.0	Not Detected	22	Not Detected
m,p-Xylene	5.0	Not Detected	22	Not Detected
o-Xylene	5.0	Not Detected	22	Not Detected
Styrene	5.0	Not Detected	21	Not Detected
Bromoform	5.0	Not Detected	52	Not Detected
Cumene	5.0	Not Detected	24	Not Detected
1,1,2,2-Tetrachloroethane	5.0	Not Detected	34	Not Detected
Propylbenzene	5.0	Not Detected	24	Not Detected
4-Ethyltoluene	5.0	Not Detected	24	Not Detected
1,3,5-Trimethylbenzene	5.0	Not Detected	24	Not Detected
1,2,4-Trimethylbenzene	5.0	Not Detected	24	Not Detected
1,3-Dichlorobenzene	5.0	0.92 J	30	5.5 J
1,4-Dichlorobenzene	5.0	1.1 J	30	6.6 J
alpha-Chlorotoluene	5.0	1.3 J	26	6.6 J
1,2-Dichlorobenzene	5.0	1.4 J	30	8.6 J
1,2,4-Trichlorobenzene	20	8.3 J	150	61 J
Hexachlorobutadiene	20	Not Detected	210	Not Detected
Butane	20	Not Detected	48	Not Detected
Isopentane	20	Not Detected	59	Not Detected

J = Estimated value.

Container Type: NA - Not Applicable

Surrogates	%Recovery	Method Limits
1,2-Dichloroethane-d4	123	70-130
Toluene-d8	104	70-130
4-Bromofluorobenzene	92	70-130

Air Toxics LTD.
Laboratory Services Since 1989

Client Sample ID: CCV

Lab ID#: 1202040A-11A

EPA METHOD TO-15 GC/MS

File Name:	14021002	Date of Collection: NA	
Dil. Factor:	1.00	Date of Analysis: 2/10/12 04:03 PM	

Compound	%Recovery
Freon 12	108
Freon 114	94
Chloromethane	97
Vinyl Chloride	96
1,3-Butadiene	98
Bromomethane	100
Chloroethane	100
Freon 11	106
Ethanol	94
Freon 113	93
1,1-Dichloroethene	111
Acetone	112
2-Propanol	98
Carbon Disulfide	90
3-Chloropropene	86
Methylene Chloride	110
Methyl tert-butyl ether	98
trans-1,2-Dichloroethene	94
Hexane	104
1,1-Dichloroethane	105
2-Butanone (Methyl Ethyl Ketone)	96
cis-1,2-Dichloroethene	107
Tetrahydrofuran	112
Chloroform	103
1,1,1-Trichloroethane	105
Cyclohexane	96
Carbon Tetrachloride	104
2,2,4-Trimethylpentane	105
Benzene	97
1,2-Dichloroethane	114
Heptane	99
Trichloroethene	98
1,2-Dichloropropane	101
1,4-Dioxane	87
Bromodichloromethane	104
cis-1,3-Dichloropropene	95
4-Methyl-2-pentanone	92
Toluene	95
trans-1,3-Dichloropropene	101
1,1,2-Trichloroethane	97
Tetrachloroethene	92

Air Toxics LTD.
Laboratory Services Since 1989

Client Sample ID: CCV

Lab ID#: 1202040A-11A

EPA METHOD TO-15 GC/MS

File Name:	**14021002**	**Date of Collection: NA**
Dil. Factor:	**1.00**	**Date of Analysis: 2/10/12 04:03 PM**

Compound	%Recovery
2-Hexanone	87
Dibromochloromethane	101
1,2-Dibromoethane (EDB)	99
Chlorobenzene	96
Ethyl Benzene	99
m,p-Xylene	96
o-Xylene	97
Styrene	94
Bromoform	97
Cumene	103
1,1,2,2-Tetrachloroethane	108
Propylbenzene	103
4-Ethyltoluene	96
1,3,5-Trimethylbenzene	108
1,2,4-Trimethylbenzene	86
1,3-Dichlorobenzene	104
1,4-Dichlorobenzene	105
alpha-Chlorotoluene	105
1,2-Dichlorobenzene	110
1,2,4-Trichlorobenzene	94
Hexachlorobutadiene	105
Butane	92
Isopentane	106

Container Type: NA - Not Applicable

Surrogates	%Recovery	Method Limits
1,2-Dichloroethane-d4	121	70-130
Toluene-d8	105	70-130
4-Bromofluorobenzene	96	70-130

Air Toxics LTD.
Laboratory Services Since 1989

Client Sample ID: LCS
Lab ID#: 1202040A-12A
EPA METHOD TO-15 GC/MS

File Name:	14021004	Date of Collection: NA	
Dil. Factor:	1.00	Date of Analysis: 2/10/12 05:37 PM	

Compound	%Recovery
Freon 12	138 Q
Freon 114	113
Chloromethane	120
Vinyl Chloride	117
1,3-Butadiene	120
Bromomethane	119
Chloroethane	128
Freon 11	128
Ethanol	129
Freon 113	109
1,1-Dichloroethene	142 Q
Acetone	120
2-Propanol	126
Carbon Disulfide	136
3-Chloropropene	124
Methylene Chloride	130
Methyl tert-butyl ether	121
trans-1,2-Dichloroethene	129
Hexane	125
1,1-Dichloroethane	126
2-Butanone (Methyl Ethyl Ketone)	116
cis-1,2-Dichloroethene	130
Tetrahydrofuran	133
Chloroform	127
1,1,1-Trichloroethane	130
Cyclohexane	118
Carbon Tetrachloride	129
2,2,4-Trimethylpentane	126
Benzene	121
1,2-Dichloroethane	136 Q
Heptane	118
Trichloroethene	121
1,2-Dichloropropane	125
1,4-Dioxane	106
Bromodichloromethane	131
cis-1,3-Dichloropropene	120
4-Methyl-2-pentanone	122
Toluene	116
trans-1,3-Dichloropropene	123
1,1,2-Trichloroethane	119
Tetrachloroethene	110

Air Toxics LTD.
Laboratory Services Since 1989

Client Sample ID: LCS

Lab ID#: 1202040A-12A

EPA METHOD TO-15 GC/MS

File Name:	**14021004**	**Date of Collection: NA**	
Dil. Factor:	**1.00**	**Date of Analysis: 2/10/12 05:37 PM**	

Compound	**%Recovery**
2-Hexanone	118
Dibromochloromethane	122
1,2-Dibromoethane (EDB)	121
Chlorobenzene	115
Ethyl Benzene	116
m,p-Xylene	117
o-Xylene	117
Styrene	125
Bromoform	114
Cumene	124
1,1,2,2-Tetrachloroethane	131 Q
Propylbenzene	126
4-Ethyltoluene	112
1,3,5-Trimethylbenzene	130
1,2,4-Trimethylbenzene	104
1,3-Dichlorobenzene	121
1,4-Dichlorobenzene	123
alpha-Chlorotoluene	126
1,2-Dichlorobenzene	128
1,2,4-Trichlorobenzene	101
Hexachlorobutadiene	98
Butane	104
Isopentane	153 Q

Q = Exceeds Quality Control limits.

Container Type: NA - Not Applicable

Surrogates	**%Recovery**	**Method Limits**
1,2-Dichloroethane-d4	121	70-130
Toluene-d8	105	70-130
4-Bromofluorobenzene	97	70-130

Air Toxics LTD.
Laboratory Services Since 1989

Client Sample ID: LCSD

Lab ID#: 1202040A-12AA

EPA METHOD TO-15 GC/MS

File Name:	14021005	Date of Collection: NA	
Dil. Factor:	1.00	Date of Analysis: 2/10/12 06:05 PM	

Compound	%Recovery
Freon 12	135 Q
Freon 114	112
Chloromethane	119
Vinyl Chloride	115
1,3-Butadiene	116
Bromomethane	115
Chloroethane	114
Freon 11	126
Ethanol	112
Freon 113	111
1,1-Dichloroethene	144 Q
Acetone	117
2-Propanol	125
Carbon Disulfide	136
3-Chloropropene	121
Methylene Chloride	127
Methyl tert-butyl ether	119
trans-1,2-Dichloroethene	125
Hexane	123
1,1-Dichloroethane	122
2-Butanone (Methyl Ethyl Ketone)	113
cis-1,2-Dichloroethene	127
Tetrahydrofuran	132
Chloroform	123
1,1,1-Trichloroethane	127
Cyclohexane	114
Carbon Tetrachloride	127
2,2,4-Trimethylpentane	121
Benzene	119
1,2-Dichloroethane	132 Q
Heptane	115
Trichloroethene	119
1,2-Dichloropropane	124
1,4-Dioxane	106
Bromodichloromethane	127
cis-1,3-Dichloropropene	119
4-Methyl-2-pentanone	120
Toluene	114
trans-1,3-Dichloropropene	123
1,1,2-Trichloroethane	117
Tetrachloroethene	108

Air Toxics LTD.
Laboratory Services Since 1989

Client Sample ID: LCSD

Lab ID#: 1202040A-12AA

EPA METHOD TO-15 GC/MS

File Name:	**14021005**	**Date of Collection: NA**	
Dil. Factor:	**1.00**	**Date of Analysis: 2/10/12 06:05 PM**	

Compound	%Recovery
2-Hexanone	115
Dibromochloromethane	121
1,2-Dibromoethane (EDB)	118
Chlorobenzene	113
Ethyl Benzene	115
m,p-Xylene	115
o-Xylene	117
Styrene	123
Bromoform	113
Cumene	122
1,1,2,2-Tetrachloroethane	128
Propylbenzene	123
4-Ethyltoluene	107
1,3,5-Trimethylbenzene	129
1,2,4-Trimethylbenzene	101
1,3-Dichlorobenzene	121
1,4-Dichlorobenzene	120
alpha-Chlorotoluene	125
1,2-Dichlorobenzene	124
1,2,4-Trichlorobenzene	95
Hexachlorobutadiene	96
Butane	102
Isopentane	127

Q = Exceeds Quality Control limits.

Container Type: NA - Not Applicable

Surrogates	%Recovery	Method Limits
1,2-Dichloroethane-d4	119	70-130
Toluene-d8	105	70-130
4-Bromofluorobenzene	98	70-130

1202040

Shell Oil Products Chain Of Custody Record

URS

Air Toxics LTD.
Project Name: Roxana Soil Vapor
Project # 21562735.00011

Lab Vendor #

Please Check Appropriate Box:
- ☑ ENV. SERVICES
- ☐ MOTIVA RETAIL
- ☐ SHELL RETAIL
- ☐ MOTIVA SOSCM
- ☐ CONSULTANT
- ☐ LUBES
- ☐ SHELL PIPELINE
- ☐ OTHER

Print Bill To Contact Name: Dave Palmer

PO #

INCIDENT # (ENV. SERVICES): 9 7 2 1 6 6 4 0

SAP #: 3 4 0 0 6 1

☐ CHECK IF NO INCIDENT # APPLIES

DATE 30-Jan-12

PAGE 1 of 2

SAMPLING COMPANY: URS CORPORATION

LOG CODE

SITE ADDRESS: Street and City: 900 SOUTH CENTRAL AVE -- ROXANA

State: IL

GLOBAL ID #

ADDRESS: 1001 HIGHLANDS PLAZA DRIVE WEST - SUITE 300 ST. LOUIS, MO 63110

EDP DELIVERABLE TO (Name, Company, Office Location): Elizabeth Kunkel, URS, St. Louis

PHONE NO: 314-743-4179

E-MAIL: elizabeth_kunkel@urs.com

CONSULTANT PROJECT NAME/#: Roxana Soil Vapor

Laboratory Address: Air Toxics, LTD 180 Blue Ravine Road, Suite B, Folsom, CA 95630-4719

SAMPLER NAME(S) (PRINT): M. Slater, S. Voss, L. Rainnow, D. Nartingly, C. Williams, C. Smith, C. Kretzer

TELEPHONE: 314-429-0100

FAX: 314-429-0462

BILL TO CONTACT E-MAIL: dave.palmer@urs.com

TURNAROUND TIME (CALENDAR DAYS):
☑ STANDARD (14 DAY) ☐ 5 DAYS ☐ 3 DAYS ☐ 2 DAYS ☐ 24 HOURS ☐ RESULTS NEEDED ON WEEKEND

☐ LA - RWQCB REPORT FORMAT ☑ UST AGENCY:

DELIVERABLES: ☐ LEVEL 1 ☐ LEVEL 2 ☐ LEVEL 3 ☑ LEVEL 4 ☐ OTHER (SPECIFY)

☑ SHELL CONTRACT RATE APPLIES
☐ STATE REIMBURSEMENT RATE APPLIES
☐ EDD NOT NEEDED
☑ RECEIPT VERIFICATION REQUESTED

REQUESTED ANALYSIS

Turn Around Time: ☑ Normal ☐ Rush — Specify

Lab Use Only: Pressurized by: Date: Pressurization Gas: N_2 He

LABS USE ONLY	Field Sample Identification	SAMPLING DATE	SAMPLING TIME	Canister Number	Canister Pressure/Vacuum Initial	Final	Receipt	Final (psi)	Modified TO-15 + Butane & Isopentane	ASTM D-1946 + Helium	ASTM D-1946		Sample PID (ppm)
01A	VMP-4-5-013012	01/30/12	0928 - 1001	122	-29	-7			X	X			255.4
02A	VMP-4-12-013012	01/30/12	1030 - 1102	3243	-29.5	-7.5			X	X			464.1
03A	VMP-4-23.5-013012	01/30/12	1125 - 1158	20034	-29.5	-7			X	X			202.4
04A	VMP-4-23.5-013012-DUP	01/30/12	1125 - 1154	20078	-29	-6.5			X	X			202.4
05A	VMP-13-29.5-013012	01/30/12	0929 - 1001	3036	-28	-6			X	X			5904
06A	VMP-S-40-013012	01/30/12	1102 - 1131	3704	-29	-9			X	X			3704
07A	VMP-S-31-013012	01/30/12	1321 - 1349	3099	-28.5	-8			X	X			3099
08A	VMP-1-5-013012	01/30/12	1343 - 1415	20094	-29.5	-6.5			X	X			168
09A	VMP-1-8.5-013012	01/30/12	1436 - 1504	5696	-27	-7.5			X	X			195.7

ADDITIONAL NOTES:
- 14 day hold time
- Report results between MDL and RL
- Level IV ECVP

Fedex

CUSTODY SEAL ACT? Y N NONE TE N14

Relinquished by (Signature)	Received by (Signature)	Date	Time
	FEDEX	1/30/12	1830
Relinquished by (Signature)	Received by (Signature) S. Whittaker ATL 2/1/12 0900	Date	Time
Relinquished by (Signature)	Received by (Signature)	Date	Time

05/26/Revision

Air Toxics LTD.
Laboratory Services Since 1989

2/14/2012
Ms. Elizabeth Kunkel
URS Corporation
1001 Highlands Plaza Dr. West
Suite 300
St. Louis MO 63110

Project Name: Roxana Soil Vapor
Project #: 21562735.00011
Workorder #: 1202040B

Dear Ms. Elizabeth Kunkel

The following report includes the data for the above referenced project for sample(s) received on 2/1/2012 at Air Toxics Ltd.

The data and associated QC analyzed by Modified ASTM D-1946 are compliant with the project requirements or laboratory criteria with the exception of the deviations noted in the attached case narrative.

Thank you for choosing Air Toxics Ltd. for your air analysis needs. Air Toxics Ltd. is committed to providing accurate data of the highest quality. Please feel free to contact the Project Manager: Kelly Buettner at 916-985-1000 if you have any questions regarding the data in this report.

Regards,

Kelly Buettner

Kelly Buettner
Project Manager

180 BLUE RAVINE ROAD, SUITE B FOLSOM, CA - 95630
(916) 985-1000 .FAX (916) 985-1020
Hours 6:30 A.M to 5:30 PST

Air Toxics LTD.
Laboratory Services Since 1989

WORK ORDER #: 1202040B

Work Order Summary

CLIENT:	Ms. Elizabeth Kunkel URS Corporation 1001 Highlands Plaza Dr. West Suite 300 St. Louis, MO 63110	**BILL TO:**	Accounts Payable Austin URS Corporation P.O. BOX 203970 Austin, TX 78720-1088
PHONE:	314-743-4179	**P.O. #**	21562593.00009
FAX:		**PROJECT #**	21562735.00011 Roxana Soil Vapor
DATE RECEIVED:	02/01/2012	**CONTACT:**	Kelly Buettner
DATE COMPLETED:	02/14/2012		

FRACTION #	NAME	TEST	RECEIPT VAC./PRES.	FINAL PRESSURE
01A	VMP-4-5-013012	Modified ASTM D-1946	7.0 "Hg	5 psi
02A	VMP-4-12-013012	Modified ASTM D-1946	7.5 "Hg	5 psi
03A	VMP-4-23.5-013012	Modified ASTM D-1946	7.5 "Hg	5 psi
04A	VMP-4-23.5-013012-DUP	Modified ASTM D-1946	7.0 "Hg	5 psi
05A	VMP-13-29.5-013012	Modified ASTM D-1946	6.5 "Hg	5 psi
06A	VMP-5-40-013012	Modified ASTM D-1946	8.5 "Hg	5 psi
07A	VMP-5-31-013012	Modified ASTM D-1946	7.5 "Hg	5 psi
08A	VMP-1-5-013012	Modified ASTM D-1946	7.0 "Hg	5 psi
09A	VMP-1-8.5-013012	Modified ASTM D-1946	7.0 "Hg	5 psi
10A	Lab Blank	Modified ASTM D-1946	NA	NA
10B	Lab Blank	Modified ASTM D-1946	NA	NA
11A	LCS	Modified ASTM D-1946	NA	NA
11AA	LCSD	Modified ASTM D-1946	NA	NA

CERTIFIED BY: _____ DATE: 02/14/12

Laboratory Director

Certfication numbers: AZ Licensure AZ0719, CA NELAP - 02110CA, LA NELAP - 02089, NY NELAP - 11291, TX NELAP - T104704434-11-3, UT NELAP -CA009332011-1, WA NELAP - C935
Name of Accrediting Ageney: NELAP/Florida Department of Health, Scope of Application: Clean Air Act, Accreditation number: E87680, Effective date: 07/01/11 , Expiration date: 06/30/12.
Air Toxics Ltd. certifies that the test results contained in this report meet all requirements of the NELAC standards

This report shall not be reproduced, except in full, without the written approval of Air Toxics Ltd.

180 BLUE RAVINE ROAD, SUITE B FOLSOM, CA - 95630
(916) 985-1000 . (800) 985-5955 . FAX (916) 985-1020

LABORATORY NARRATIVE
Modified ASTM D-1946
URS Corporation
Workorder# 1202040B

Nine 1 Liter Summa Canister samples were received on February 01, 2012. The laboratory performed analysis via Modified ASTM Method D-1946 for Methane and fixed gases in air using GC/FID or GC/TCD. The method involves direct injection of 1.0 mL of sample.

On the analytical column employed for this analysis, Oxygen coelutes with Argon. The corresponding peak is quantitated as Oxygen.

Since Nitrogen is used to pressurize samples, the reported Nitrogen values are calculated by adding all the sample components and subtracting from 100%.

Method modifications taken to run these samples are summarized in the table below. Specific project requirements may over-ride the ATL modifications.

Requirement	*ASTM D-1946*	*ATL Modifications*
Calibration	A single point calibration is performed using a reference standard closely matching the composition of the unknown.	A 3-point calibration curve is performed. Quantitation is based on a daily calibration standard which may or may not resemble the composition of the associated samples.
Reference Standard	The composition of any reference standard must be known to within 0.01 mol % for any component.	The standards used by ATL are blended to a >/= 95% accuracy.
Sample Injection Volume	Components whose concentrations are in excess of 5 % should not be analyzed by using sample volumes greater than 0.5 mL.	The sample container is connected directly to a fixed volume sample loop of 1.0 mL on the GC. Linear range is defined by the calibration curve. Bags are loaded by vacuum.
Normalization	Normalize the mole percent values by multiplying each value by 100 and dividing by the sum of the original values. The sum of the original values should not differ from 100% by more than 1.0%.	Results are not normalized. The sum of the reported values can differ from 100% by as much as 15%, either due to analytical variability or an unusual sample matrix.
Precision	Precision requirements established at each concentration level.	Duplicates should agree within 25% RPD for detections > 5 X's the RL.

Receiving Notes

There were no receiving discrepancies.

Analytical Notes

As per project specific client request the laboratory has reported estimated values for target compound hits that are below the Reporting Limit but greater than the Method Detection Limit.

Definition of Data Qualifying Flags

Seven qualifiers may have been used on the data analysis sheets and indicate as follows:
B - Compound present in laboratory blank greater than reporting limit.
J - Estimated value.
E - Exceeds instrument calibration range.
S - Saturated peak.
Q - Exceeds quality control limits.
U - Compound analyzed for but not detected above the detection limit.
M - Reported value may be biased due to apparent matrix interferences.
File extensions may have been used on the data analysis sheets and indicates as follows:
a-File was requantified
b-File was quantified by a second column and detector
r1-File was requantified for the purpose of reissue

Air Toxics LTD.
Laboratory Services Since 1989

Summary of Detected Compounds
NATURAL GAS ANALYSIS BY MODIFIED ASTM D-1946

Client Sample ID: VMP-4-5-013012

Lab ID#: 1202040B-01A

Compound	Rpt. Limit (%)	Amount (%)
Oxygen	0.18	1.9
Nitrogen	0.18	88
Methane	0.00018	0.00071
Carbon Dioxide	0.018	9.5
Helium	0.088	0.058 J

Client Sample ID: VMP-4-12-013012

Lab ID#: 1202040B-02A

Compound	Rpt. Limit (%)	Amount (%)
Oxygen	0.18	1.7
Nitrogen	0.18	86
Methane	0.00018	0.47
Carbon Dioxide	0.018	11
Ethane	0.0018	0.00016 J
Helium	0.090	0.11

Client Sample ID: VMP-4-23.5-013012

Lab ID#: 1202040B-03A

Compound	Rpt. Limit (%)	Amount (%)
Oxygen	0.18	1.4
Nitrogen	0.18	75
Methane	0.00018	9.2
Carbon Dioxide	0.018	8.4
Ethane	0.0018	0.0047
Helium	0.090	0.010 J

Client Sample ID: VMP-4-23.5-013012-DUP

Lab ID#: 1202040B-04A

Air Toxics LTD.
Laboratory Services Since 1989

Summary of Detected Compounds
NATURAL GAS ANALYSIS BY MODIFIED ASTM D-1946

Client Sample ID: VMP-4-23.5-013012-DUP

Lab ID#: 1202040B-04A

Compound	Rpt. Limit (%)	Amount (%)
Oxygen	0.18	1.5
Nitrogen	0.18	75
Methane	0.00018	9.2
Carbon Dioxide	0.018	8.5
Ethane	0.0018	0.0047

Client Sample ID: VMP-13-29.5-013012

Lab ID#: 1202040B-05A

Compound	Rpt. Limit (%)	Amount (%)
Oxygen	0.17	2.0
Nitrogen	0.17	85
Methane	0.00017	0.84
Carbon Dioxide	0.017	12
Ethane	0.0017	0.00020 J
Helium	0.086	0.023 J

Client Sample ID: VMP-5-40-013012

Lab ID#: 1202040B-06A

Compound	Rpt. Limit (%)	Amount (%)
Oxygen	0.19	1.6
Nitrogen	0.19	79
Methane	0.00019	6.1
Carbon Dioxide	0.019	11
Ethane	0.0019	0.0034
Helium	0.094	0.81

Client Sample ID: VMP-5-31-013012

Lab ID#: 1202040B-07A

Air Toxics LTD.
Laboratory Services Since 1989

Summary of Detected Compounds
NATURAL GAS ANALYSIS BY MODIFIED ASTM D-1946

Client Sample ID: VMP-5-31-013012

Lab ID#: 1202040B-07A

Compound	Rpt. Limit (%)	Amount (%)
Oxygen	0.18	1.8
Nitrogen	0.18	80
Methane	0.00018	6.0
Carbon Dioxide	0.018	10
Ethane	0.0018	0.0034

Client Sample ID: VMP-1-5-013012

Lab ID#: 1202040B-08A

Compound	Rpt. Limit (%)	Amount (%)
Oxygen	0.18	1.7
Nitrogen	0.18	84
Methane	0.00018	1.4
Carbon Dioxide	0.018	12
Ethane	0.0018	0.00086 J
Helium	0.088	0.026 J

Client Sample ID: VMP-I-8.5-013012

Lab ID#: I202040B-09A

Compound	Rpt. Limit (%)	Amount (%)
Oxygen	0.18	3.5
Nitrogen	0.18	84
Methane	0.00018	1.4
Carbon Dioxide	0.018	11
Ethane	0.0018	0.00088 J
Helium	0.088	0.0064 J

Air Toxics LTD.
Laboratory Services Since 1989

Client Sample ID: VMP-4-5-013012

Lab ID#: 1202040B-01A

NATURAL GAS ANALYSIS BY MODIFIED ASTM D-1946

File Name:	**9020207**	**Date of Collection:**	**1/30/12 10:01:00 AM**
Dil. Factor:	**1.75**	**Date of Analysis:**	**2/2/12 08:19 AM**

Compound	**Rpt. Limit (%)**	**Amount (%)**
Oxygen	0.18	1.9
Nitrogen	0.18	88
Carbon Monoxide	0.018	Not Detected
Methane	0.00018	0.00071
Carbon Dioxide	0.018	9.5
Ethane	0.0018	Not Detected
Ethene	0.0018	Not Detected
Helium	0.088	0.058 J

J = Estimated value.

Container Type: 1 Liter Summa Canister

Air Toxics LTD.
Laboratory Services Since 1989

Client Sample ID: VMP-4-12-013012

Lab ID#: 1202040B-02A

NATURAL GAS ANALYSIS BY MODIFIED ASTM D-1946

File Name:	**9020208**	**Date of Collection:**	**1/30/12 11:02:00 AM**
Dil. Factor:	**1.79**	**Date of Analysis:**	**2/2/12 08:44 AM**

Compound	**Rpt. Limit (%)**	**Amount (%)**
Oxygen	0.18	1.7
Nitrogen	0.18	86
Carbon Monoxide	0.018	Not Detected
Methane	0.00018	0.47
Carbon Dioxide	0.018	11
Ethane	0.0018	0.00016 J
Ethene	0.0018	Not Detected
Helium	0.090	0.11

J = Estimated value.

Container Type: 1 Liter Summa Canister

Air Toxics LTD.
Laboratory Services Since 1989

Client Sample ID: VMP-4-23.5-013012

Lab ID#: 1202040B-03A

NATURAL GAS ANALYSIS BY MODIFIED ASTM D-1946

File Name:	9020209	Date of Collection:	1/30/12 11:56:00 AM
Dil. Factor:	1.79	Date of Analysis:	2/2/12 09:18 AM

Compound	Rpt. Limit (%)	Amount (%)
Oxygen	0.18	1.4
Nitrogen	0.18	75
Carbon Monoxide	0.018	Not Detected
Methane	0.00018	9.2
Carbon Dioxide	0.018	8.4
Ethane	0.0018	0.0047
Ethene	0.0018	Not Detected
Helium	0.090	0.010 J

J = Estimated value.

Container Type: 1 Liter Summa Canister

Air Toxics LTD.
Laboratory Services Since 1989

Client Sample ID: VMP-4-23.5-013012-DUP

Lab ID#: 1202040B-04A

NATURAL GAS ANALYSIS BY MODIFIED ASTM D-1946

File Name:	9020210	Date of Collection:	1/30/12 11:54:00 AM
Dil. Factor:	1.75	Date of Analysis:	2/2/12 09:44 AM

Compound	Rpt. Limit (%)	Amount (%)
Oxygen	0.18	1.5
Nitrogen	0.18	75
Carbon Monoxide	0.018	Not Detected
Methane	0.00018	9.2
Carbon Dioxide	0.018	8.5
Ethane	0.0018	0.0047
Ethene	0.0018	Not Detected
Helium	0.088	Not Detected

Container Type: 1 Liter Summa Canister

Air Toxics LTD.
Laboratory Services Since 1989

Client Sample ID: VMP-13-29.5-013012

Lab ID#: 1202040B-05A

NATURAL GAS ANALYSIS BY MODIFIED ASTM D-1946

File Name:	**9020211**	**Date of Collection:**	**1/30/12 10:01:00 AM**
Dil. Factor:	**1.71**	**Date of Analysis:**	**2/2/12 10:16 AM**

Compound	**Rpt. Limit (%)**	**Amount (%)**
Oxygen	0.17	2.0
Nitrogen	0.17	85
Carbon Monoxide	0.017	Not Detected
Methane	0.00017	0.84
Carbon Dioxide	0.017	12
Ethane	0.0017	0.00020 J
Ethene	0.0017	Not Detected
Helium	0.086	0.023 J

J = Estimated value.

Container Type: 1 Liter Summa Canister

Air Toxics LTD.
Laboratory Services Since 1989

Client Sample ID: VMP-5-40-013012

Lab ID#: 1202040B-06A

NATURAL GAS ANALYSIS BY MODIFIED ASTM D-1946

File Name:	**9020212**	**Date of Collection:**	**1/30/12 11:31:00 AM**
Dil. Factor:	**1.87**	**Date of Analysis:**	**2/2/12 10:56 AM**

Compound	**Rpt. Limit (%)**	**Amount (%)**
Oxygen	0.19	1.6
Nitrogen	0.19	79
Carbon Monoxide	0.019	Not Detected
Methane	0.00019	6.1
Carbon Dioxide	0.019	11
Ethane	0.0019	0.0034
Ethene	0.0019	Not Detected
Helium	0.094	0.81

Container Type: 1 Liter Summa Canister

Air Toxics LTD.
Laboratory Services Since 1989

Client Sample ID: VMP-5-31-013012

Lab ID#: 1202040B-07A

NATURAL GAS ANALYSIS BY MODIFIED ASTM D-1946

File Name:	**9020213**	**Date of Collection:**	**1/30/12 3:49:00 PM**
Dil. Factor:	**1.79**	**Date of Analysis:**	**2/2/12 11:25 AM**

Compound	**Rpt. Limit (%)**	**Amount (%)**
Oxygen	0.18	1.8
Nitrogen	0.18	80
Carbon Monoxide	0.018	Not Detected
Methane	0.00018	6.0
Carbon Dioxide	0.018	10
Ethane	0.0018	0.0034
Ethene	0.0018	Not Detected
Helium	0.090	Not Detected

Container Type: 1 Liter Summa Canister

Air Toxics LTD.
Laboratory Services Since 1989

Client Sample ID: VMP-1-5-013012

Lab ID#: 1202040B-08A

NATURAL GAS ANALYSIS BY MODIFIED ASTM D-1946

File Name:	**9020214**	**Date of Collection:**	**1/30/12 2:15:00 PM**
Dil. Factor:	**1.75**	**Date of Analysis:**	**2/2/12 11:48 AM**

Compound	Rpt. Limit (%)	Amount (%)
Oxygen	0.18	1.7
Nitrogen	0.18	84
Carbon Monoxide	0.018	Not Detected
Methane	0.00018	1.4
Carbon Dioxide	0.018	12
Ethane	0.0018	0.00086 J
Ethene	0.0018	Not Detected
Helium	0.088	0.026 J

J = Estimated value.

Container Type: 1 Liter Summa Canister

Air Toxics LTD.
Laboratory Services Since 1989

Client Sample ID: VMP-1-8.5-013012

Lab ID#: 1202040B-09A

NATURAL GAS ANALYSIS BY MODIFIED ASTM D-1946

File Name:	**9020215**	**Date of Collection:**	**1/30/12 3:06:00 PM**
Dil. Factor:	**1.75**	**Date of Analysis:**	**2/2/12 12:14 PM**

Compound	**Rpt. Limit (%)**	**Amount (%)**
Oxygen	0.18	3.5
Nitrogen	0.18	84
Carbon Monoxide	0.018	Not Detected
Methane	0.00018	1.4
Carbon Dioxide	0.018	11
Ethane	0.0018	0.00088 J
Ethene	0.0018	Not Detected
Helium	0.088	0.0064 J

J = Estimated value.

Container Type: 1 Liter Summa Canister

Air Toxics LTD.
Laboratory Services Since 1989

Client Sample ID: Lab Blank

Lab ID#: 1202040B-10A

NATURAL GAS ANALYSIS BY MODIFIED ASTM D-1946

File Name:	**9020206a**	**Date of Collection: NA**	
Dil. Factor:	**1.00**	**Date of Analysis: 2/1/12 10:07 PM**	

Compound	**Rpt. Limit (%)**	**Amount (%)**
Oxygen	0.10	Not Detected
Nitrogen	0.10	0.055 J
Carbon Monoxide	0.010	Not Detected
Methane	0.00010	Not Detected
Carbon Dioxide	0.010	Not Detected
Ethane	0.0010	Not Detected
Ethene	0.0010	Not Detected

J = Estimated value.

Container Type: NA - Not Applicable

Air Toxics LTD.
Laboratory Services Since 1989

Client Sample ID: Lab Blank

Lab ID#: 1202040B-10B

NATURAL GAS ANALYSIS BY MODIFIED ASTM D-1946

File Name:	9020205b	Date of Collection: NA	
Dil. Factor:	1.00	Date of Analysis: 2/1/12 09:43 PM	

Compound	Rpt. Limit (%)	Amount (%)
Helium	0.050	Not Detected

Container Type: NA - Not Applicable

Air Toxics LTD.
Laboratory Services Since 1989

Client Sample ID: LCS

Lab ID#: 1202040B-11A

NATURAL GAS ANALYSIS BY MODIFIED ASTM D-1946

File Name:	**9020202**	**Date of Collection: NA**	
Dil. Factor:	**1.00**	**Date of Analysis: 2/1/12 08:34 PM**	

Compound	%Recovery
Oxygen	100
Nitrogen	101
Carbon Monoxide	99
Methane	99
Carbon Dioxide	100
Ethane	102
Ethene	100
Helium	95

Container Type: NA - Not Applicable

Air Toxics LTD.
Laboratory Services Since 1989

Client Sample ID: LCSD

Lab ID#: 1202040B-11AA

NATURAL GAS ANALYSIS BY MODIFIED ASTM D-1946

File Name:	9020225	Date of Collection: NA	
Dil. Factor:	1.00	Date of Analysis: 2/2/12 06:47 PM	

Compound	%Recovery
Oxygen	100
Nitrogen	100
Carbon Monoxide	100
Methane	98
Carbon Dioxide	100
Ethane	101
Ethene	99
Helium	94

Container Type: NA - Not Applicable

1202040

Shell Oil Products Chain Of Custody Record

URS

Air Toxics LTD.
Project Name: Roxana Soil Vapor
Project # 21562735.00011
Lab Vendor #

Please Check Appropriate Box: ☒ ENV. SERVICES ☐ MOTIVA RETAIL ☐ SHELL RETAIL ☐ MOTIVA SOSCM ☐ CONSULTANT ☐ LUBES ☐ SHELL PIPELINE ☐ OTHER

Print Bill To Contact Name: Dave Palmer

PO #

INCIDENT # (ENV SERVICES): 9 7 2 1 8 6 4 0

SAP #: 3 4 0 0 6 1

☐ CHECK IF NO INCIDENT # APPLIES

DATE 30-Jan-12

PAGE 1 of 1

MP-4

SUBMITTING COMPANY: URS CORPORATION

LOC CODE

SITE ADDRESS: Street and City: 900 SOUTH CENTRAL AVE – ROXANA

State: IL

GLOBAL ID NO.:

ADDRESS: 1001 HIGHLANDS PLAZA DRIVE WEST - SUITE 300 ST. LOUIS, MO 63110

EDF DELIVERABLE TO (Name, Company, Office Location): Elizabeth Kunkel, URS, St. Louis

PHONE NO.: 314-743-4179

E-MAIL: elizabeth_kunkel@urs.com

CONSULTANT PROJECT NAME: Roxana Soil Vapor

LABORATORY ADDRESS: Air Toxics, LTD 180 Blue Ravine Road, Suite B, Folsom, CA 95630-4718

TELEPHONE: 314-429-0100

FAX: 314-429-0462

EM TO CONTACT-MAIL: dave.palmer@urs.com

SAMPLER NAME(S) (PRINT): M. Miller, S. Voss, L. Rathnow, D. Mattingly, C. Williams, C. Smith, C. Kretzer

TURNAROUND TIME (CALENDAR DAYS): ☒ STANDARD (14 DAY) ☐ 5 DAYS ☐ 3 DAYS ☐ 2 DAYS ☐ 24 HOURS ☐ RESULTS NEEDED ON WEEKEND

☐ LA - RWQCB REPORT FORMAT ☒ UST AGENCY:

DELIVERABLES: ☐ LEVEL 1 ☐ LEVEL 2 ☐ LEVEL 3 ☒ LEVEL 4 ☐ OTHER (SPECIFY)

☒ SHELL CONTRACT RATE APPLIES
☐ STATE REIMBURSEMENT RATE APPLIES
☐ EDD NOT NEEDED
☒ RECEIPT VERIFICATION REQUESTED

REQUESTED ANALYSIS

Turn Around Time: ☒ Normal ☐ Rush Specify

Lab Use Only: Pressurized by: Date: Pressurization Gas: N_2 He

LAB USE ONLY	Field Sample Identification	SAMPLING DATE	SAMPLING TIME	Canister Number	Canister Pressure/Vacuum Initial	Final	Receipt	Final (psi)	Modified TO-15 + Butane & Isopentane	ASTM D-1946 + Helium	ASTM D-1946		Sample PID (ppm)
01A	VMP-4-5-013012	01/30/12	0928 - 1001	122	-29	-7			X	X			255.4
02A	VMP-4-12-013012	01/30/12	1030 - 1102	3243	-29.5	-7.5			X	X			484.1
03A	VMP-4-23.5-013012	01/30/12	1123 - 1154	20034	-29.5	-7			X	X			202.4
04A	VMP-4-23.5-013012-DUP	01/30/12	1123 - 1154	20078	-29	-6.5			X	X			202.4
05A	VMP-13-29.5-013012	01/30/12	0929 - 1001	3036	-28	-6			X	X			5984
06A	VMP-5-40-013012	01/30/12	1101 - 1131	3704	-25	-9			X	X			3704
07A	VMP-5-31-013012	01/30/12	1321 - 1349	3099	-28.5	-8			X	X			3099
08A	VMP-1-5-013012	01/30/12	1343 - 1413	20094	-29.5	-6.5			X	X			168
09A	VMP-1-8.5-013012	01/30/12	1436 - 1506	5696	-27	-7.5			X	X			195.7

Lab Use Only: Pressurized by: Date: Pressurization Gas: N_2 He

ADDITIONAL NOTES:

- 14 day hold time
- Report results between MDL and RL
- Level IV ECVP

Fedex

CUSTODY SEAL ACT? Y N NONE TF N/A

Relinquished by (Signature)	Received by (Signature)	Date	Time
[signature]	FEDEX	1/30/12	1830
Relinquished by (Signature)	Received by (Signature): [signature] ATL 2/1/12 0900	Date	Time
Relinquished by (Signature)	Received by (Signature)	Date	Time

09/2006 Revision

Roxana Soil Vapor Quarterly – 1st Quarter 2012 Data Review

Laboratory SDG: 1202066A, B

Data Reviewer: Melissa Mansker

Peer Reviewer: Elizabeth Kunkel

Date Reviewed: 2/23/2012

Guidance: USEPA National Functional Guidelines for Superfund Organic Methods Data Review 2008

Sample Identification	Sample Identification
VMP-3-22-013012	VMP-5-5-013012
VMP-5-12.5-013012	VMP-6-5-013112
VMP-7-5-013112	VP-25-5-013112

1.0 Data Package Completeness

Were all items delivered as specified in the QAPP and COC as appropriate?

Yes

2.0 Laboratory Case Narrative \ Cooler Receipt Form

Were problems noted in the laboratory case narrative or cooler receipt form?

Yes, the laboratory case narrative indicated samples were diluted due to high levels of target analytes. Although not indicated in the laboratory case narrative, analytes were detected in the method blank. These issues are addressed further in the appropriate sections below.

No issues or discrepancies were noted in the cooler receipt form.

3.0 Holding Times

Were samples extracted/analyzed within applicable limits?

Yes

4.0 Blank Contamination

Were any analytes detected in the Blanks?

Yes

Blank ID	Parameter	Analyte	Concentration/ Amount
1202066A-07A	TO-15	Carbon disulfide	0.36 ppbv /1.1 µg/m^3
1202066A-07A	TO-15	Methylene chloride	0.14 ppbv /0.50 µg/m^3
1202066A-07A	TO-15	Hexane	0.090 ppbv/0.32 µg/m^3
1202066A-07A	TO-15	Benzene	0.084 ppbv/0.27 µg/m^3
1202066A-07A	TO-15	Trichloroethene	0.13 ppbv/0.71 µg/m^3
1202066A-07A	TO-15	Bromodichloromethane	0.044 ppbv/0.30 µg/m^3
1202066A-07A	TO-15	cis-1,3-Dichloropropene	0.090 ppbv/0.41 µg/m^3
1202066A-07A	TO-15	Toluene	0.13 ppbv/0.48 µg/m^3
1202066A-07A	TO-15	trans-1,3-Dichloropropene	0.14 ppbv/0.63 µg/m^3

Blank ID	Parameter	Analyte	Concentration/ Amount
1202066A-07A	TO-15	Tetrachloroethene	0.076 ppbv/0.52 µg/m^3
1202066A-07A	TO-15	1,2-Dibromoethane (EDB)	0.096 ppbv/0.74 µg/m^3
1202066A-07A	TO-15	Chlorobenzene	0.23 ppbv/1.1 µg/m^3
1202066A-07A	TO-15	m,p-Xylene	0.12 ppbv/0.50 µg/m^3
1202066A-07A	TO-15	Bromoform	0.062 ppbv/0.64 µg/m^3
1202066A-07A	TO-15	Propylbenzen	0.046 ppbv/0.23 µg/m^3
1202066A-07A	TO-15	4-Ethyltoluene	0.068 ppbv/0.34 µg/m^3
1202066A-07A	TO-15	1,3,5-Trimethylbenzene	0.051 ppbv/0.25 µg/m^3
1202066A-07A	TO-15	1,3-Dichlorobenzene	0.12 ppbv/0.73 µg/m^3
1202066A-07A	TO-15	1,4-Dichlorobenzene	0.13 ppbv/0.80 µg/m^3
1202066A-07A	TO-15	alpha-Chlorotoluene	0.11 ppbv/0.57 µg/m^3
1202066A-07A	TO-15	1,2-Dichlorobenzene	0.11 ppbv/0.66 µg/m^3
1202066A-07A	TO-15	1,2,4-Trichlorobenzene	0.55 ppbv/4.1 µg/m^3
1202066A-07A	TO-15	Hexachlorobutadiene	0.32 ppbv/3.5 µg/m^3
1202066B-07A	Natural gases	Oxygen	0.025 %
1202066B-07A	Natural gases	Nitrogen	0.044 %

Qualifications due to blank contamination are included in the table below. Analytical data that were reported non-detect or at concentrations greater than five times (5X) the associated blank concentration did not require qualification.

Sample ID	Parameter	Analyte	New Reporting Limit (RL)	Qualification
VMP-3-22-013012	TO-15	Carbon disulfide	-	**U**
VMP-3-22-013012	TO-15	Chlorobenzene	-	**U**
VMP-5-12.5-013012	TO-15	Carbon disulfide	-	**U**
VMP-5-12.5-013012	TO-15	Chlorobenzene	-	**U**
VMP-5-12.5-013012	TO-15	Propylbenzene	-	**U**
VMP-7-5-013112	TO-15	Carbon disulfide	-	**U**
VMP-7-5-013112	TO-15	Hexane	-	**U**
VMP-7-5-013112	TO-15	trans-1,3-Dichloropropene	-	**U**
VMP-7-5-013112	TO-15	Chlorobenzene	-	**U**
VMP-7-5-013112	TO-15	Propylbenzene	-	**U**
VMP-7-5-013112	TO-15	4-Ethyltoluene	-	**U**
VMP-7-5-013112	TO-15	1,3,5-Trimethylbenzene	-	**U**
VMP-7-5-013112	TO-15	1,3-Dichlorobenzene	-	**U**

5.0 Laboratory Control Sample

Were LCS recoveries within evaluation criteria?

Yes

6.0 Surrogate Recoveries

Were surrogate recoveries within evaluation criteria?

Yes

7.0 Matrix Spike and Matrix Spike Duplicate Recoveries

Were MS/MSD samples analyzed as part of this SDG?

MS/MSD samples are not applicable for vapor samples, due to the inability to spike the samples.

8.0 Laboratory Duplicate Results

Were laboratory duplicate samples collected as part of this SDG?

No

9.0 Field Duplicate Results

Were field duplicate samples collected as part of this SDG?

No

10.0 Sample Dilutions

For samples that were diluted and nondetect, were undiluted results also reported?

Not applicable; analytes were detected in samples that were diluted.

11.0 Additional Qualifications

Were additional qualifications applied?

No

Air Toxics LTD.
Laboratory Services Since 1989

2/15/2012
Ms. Elizabeth Kunkel
URS Corporation
1001 Highlands Plaza Dr. West
Suite 300
St. Louis MO 63110

Project Name: Roxana Soil Vapor
Project #: 21562735.00011
Workorder #: 1202066A

Dear Ms. Elizabeth Kunkel

The following report includes the data for the above referenced project for sample(s) received on 2/2/2012 at Air Toxics Ltd.

The data and associated QC analyzed by Modified TO-15 are compliant with the project requirements or laboratory criteria with the exception of the deviations noted in the attached case narrative.

Thank you for choosing Air Toxics Ltd. for your air analysis needs. Air Toxics Ltd. is committed to providing accurate data of the highest quality. Please feel free to contact the Project Manager: Kelly Buettner at 916-985-1000 if you have any questions regarding the data in this report.

Regards,

Kelly Buettner

Kelly Buettner
Project Manager

Reviewed on 2/23/2012

180 BLUE RAVINE ROAD, SUITE B FOLSOM, CA - 95630
(916) 985-1000 .FAX (916) 985-1020
Hours 6:30 A.M to 5:30 PST

Air Toxics LTD.
Laboratory Services Since 1989

WORK ORDER #: 1202066A

Work Order Summary

CLIENT:	Ms. Elizabeth Kunkel URS Corporation 1001 Highlands Plaza Dr. West Suite 300 St. Louis, MO 63110	**BILL TO:**	Accounts Payable Austin URS Corporation P.O. BOX 203970 Austin, TX 78720-1088
PHONE:	314-743-4179	**P.O. #**	21562593.00009
FAX:		**PROJECT #**	21562735.00011 Roxana Soil Vapor
DATE RECEIVED:	02/02/2012	**CONTACT:**	Kelly Buettner
DATE COMPLETED:	02/15/2012		

FRACTION #	NAME	TEST	RECEIPT VAC./PRES.	FINAL PRESSURE
01A	VMP-3-22-013012	Modified TO-15	7.0 "Hg	5 psi
02A	VMP-5-5-013012	Modified TO-15	8.5 "Hg	5 psi
03A	VMP-5-12.5-013012	Modified TO-15	10.0 "Hg	5 psi
04A	VMP-6-5-013112	Modified TO-15	6.5 "Hg	5 psi
05A	VMP-7-5-013112	Modified TO-15	7.0 "Hg	5 psi
06A	VMP-25-5-013112	Modified TO-15	8.0 "Hg	5 psi
07A	Lab Blank	Modified TO-15	NA	NA
08A	CCV	Modified TO-15	NA	NA
09A	LCS	Modified TO-15	NA	NA
09AA	LCSD	Modified TO-15	NA	NA

CERTIFIED BY: Linda J. Freeman DATE: 02/15/12

Laboratory Director

Certfication numbers: AZ Licensure AZ0719, CA NELAP - 02110CA, LA NELAP - 02089, NY NELAP - 11291, TX NELAP - T104704434-11-3, UT NELAP -CA009332011-1, WA NELAP - C935
Name of Accrediting Agency: NELAP/Florida Department of Health, Scope of Application: Clean Air Act, Accreditation number: E87680, Effective date: 07/01/11 , Expiration date: 06/30/12.
Air Toxics Ltd. certifies that the test results contained in this report meet all requirements of the NELAC standards

This report shall not be reproduced, except in full, without the written approval of Air Toxics Ltd.

180 BLUE RAVINE ROAD, SUITE B FOLSOM, CA - 95630
(916) 985-1000 . (800) 985-5955 . FAX (916) 985-1020

LABORATORY NARRATIVE
EPA Method TO-15
URS Corporation
Workorder# 1202066A

Six 1 Liter Summa Canister samples were received on February 02, 2012. The laboratory performed analysis via EPA Method TO-15 using GC/MS in the full scan mode.

This workorder was independently validated prior to submittal using 'USEPA National Functional Guidelines' as generally applied to the analysis of volatile organic compounds in air. A rules-based, logic driven, independent validation engine was employed to assess completeness, evaluate pass/fail of relevant project quality control requirements and verification of all quantified amounts.

Receiving Notes

There were no receiving discrepancies.

Analytical Notes

As per client project requirements, the laboratory has reported estimated values for target compound hits that are below the Reporting Limit but greater than the Method Detection Limit. Concentrations that are below the level at which the canister was certified (0.2 ppbv for compounds reported at 0.5 ppbv and 0.8 ppbv for compounds reported at 2.0 ppbv) may be false positives.

Dilution was performed on samples VMP-3-22-013012, VMP-5-5-013012, VMP-5-12.5-013012, VMP-6-5-013112 and VMP-25-5-013112 due to the presence of high level target species.

Definition of Data Qualifying Flags

Eight qualifiers may have been used on the data analysis sheets and indicates as follows:

B - Compound present in laboratory blank greater than reporting limit (background subtraction not performed).
J - Estimated value.
E - Exceeds instrument calibration range.
S - Saturated peak.
Q - Exceeds quality control limits.
U - Compound analyzed for but not detected above the reporting limit.
UJ- Non-detected compound associated with low bias in the CCV and/or LCS.
N - The identification is based on presumptive evidence.

File extensions may have been used on the data analysis sheets and indicates as follows:
a-File was requantified
b-File was quantified by a second column and detector
r1-File was requantified for the purpose of reissue

Air Toxics LTD.
Laboratory Services Since 1989

Summary of Detected Compounds
EPA METHOD TO-15 GC/MS FULL SCAN

Client Sample ID: VMP-3-22-013012

Lab ID#: I202066A-01A

Compound	Rpt. Limit (ppbv)	Amount (ppbv)	Rpt. Limit (ug/m3)	Amount (ug/m3)
Acetone	14	14	33	33
2-Propanol	14	22	34	54
Carbon Disulfide	14	~~1.3 J~~ U	44	~~4.2 J~~ U
Hexane	3.5	330	12	1200
2-Butanone (Methyl Ethyl Ketone)	14	6.1 J	41	18 J
Cyclohexane	3.5	110	12	390
2,2,4-Trimethylpentane	3.5	1200	16	5900
Benzene	3.5	36	11	120
Heptane	3.5	110	14	450
1,4-Dioxane	14	3.7 J	50	13 J
4-Methyl-2-pentanone	3.5	11	14	46
Toluene	3.5	7.8	13	30
Chlorobenzene	3.5	~~1.1 J~~ U	16	~~4.9 J~~ U
Ethyl Benzene	3.5	2.0 J	15	8.7 J
m,p-Xylene	3.5	1.9 J	15	8.3 J
Cumene	3.5	1.3 J	17	6.5 J
Propylbenzene	3.5	0.30 J	17	1.5 J
Butane	14	820	33	1900
Isopentane	14	950	41	2800

Client Sample ID: VMP-5-5-013012

Lab ID#: 1202066A-02A

Compound	Rpt. Limit (ppbv)	Amount (ppbv)	Rpt. Limit (ug/m3)	Amount (ug/m3)
Freon 11	9.4	1.9 J	52	11 J
Ethanol	37	47	70	88
Acetone	37	75	89	180
2-Propanol	37	100	92	250
Carbon Disulfide	37	38	120	120
Methylene Chloride	9.4	12	32	42
Hexane	9.4	180	33	630

Air Toxics LTD.
Laboratory Services Since 1989

Summary of Detected Compounds
EPA METHOD TO-15 GC/MS FULL SCAN

Client Sample ID: VMP-5-5-013012

Lab ID#: 1202066A-02A

2-Butanone (Methyl Ethyl Ketone)	37	26 J	110	76 J
Cyclohexane	9.4	130	32	440
2,2,4-Trimethylpentane	9.4	500	44	2300
Benzene	9.4	2800	30	9100
Heptane	9.4	25	38	100
Trichloroethene	9.4	2.7 J	50	15 J
4-Methyl-2-pentanone	9.4	6.9 J	38	28 J
Toluene	9.4	19	35	71
1,2-Dibromoethane (EDB)	9.4	0.96 J	72	7.3 J
Chlorobenzene	9.4	2.9 J	43	14 J
Ethyl Benzene	9.4	8.4 J	40	36 J
m,p-Xylene	9.4	18	41	80
o-Xylene	9.4	6.0 J	41	26 J
Styrene	9.4	1.2 J	40	5.3 J
Cumene	9.4	1.4 J	46	6.9 J
Propylbenzene	9.4	1.4 J	46	7.0 J
4-Ethyltoluene	9.4	4.0 J	46	20 J
1,3,5-Trimethylbenzene	9.4	2.3 J	46	11 J
1,2,4-Trimethylbenzene	9.4	6.6 J	46	32 J
Butane	37	1000	89	2400
Isopentane	37	1600	110	4900

Client Sample ID: VMP-5-12.5-013012

Lab ID#: 1202066A-03A

Compound	Rpt. Limit (ppbv)	Amount (ppbv)	Rpt. Limit (ug/m3)	Amount (ug/m3)
Ethanol	11	17	22	32
Acetone	11	28	27	66
2-Propanol	11	13	28	32
Carbon Disulfide	11	~~0.95 J~~ U	36	~~3.0 J~~ U
Hexane	2.9	51	10	180
2-Butanone (Methyl Ethyl Ketone)	11	18	34	54
Chloroform	2.9	2.5 J	14	12 J

Air Toxics LTD.
Laboratory Services Since 1989

Summary of Detected Compounds
EPA METHOD TO-15 GC/MS FULL SCAN

Client Sample ID: VMP-5-12.5-013012

Lab ID#: 1202066A-03A

Cyclohexane	2.9	42	9.9	140
2,2,4-Trimethylpentane	2.9	150	13	720
Benzene	2.9	740	9.2	2400
Heptane	2.9	8.4	12	35
4-Methyl-2-pentanone	2.9	4.8	12	20
Toluene	2.9	4.1	11	16
Chlorobenzene	2.9	~~0.84 J~~ U	13	~~3.9 J~~ U
Ethyl Benzene	2.9	0.74 J	12	3.2 J
m,p-Xylene	2.9	2.2 J	12	9.4 J
o-Xylene	2.9	0.63 J	12	2.7 J
Cumene	2.9	0.87 J	14	4.3 J
Propylbenzene	2.9	~~0.18 J~~ U	14	~~0.87 J~~ U
4-Ethyltoluene	2.9	0.50 J	14	2.4 J
Butane	11	330	27	800
Isopentane	11	520	34	1500

Client Sample ID: VMP-6-5-013112

Lab ID#: 1202066A-04A

Compound	Rpt. Limit (ppbv)	Amount (ppbv)	Rpt. Limit (ug/m3)	Amount (ug/m3)
Ethanol	38	41	72	76
Acetone	38	54	90	130
2-Propanol	38	33 J	93	82 J
Carbon Disulfide	38	24 J	120	73 J
Methylene Chloride	9.5	8.7 J	33	30 J
Hexane	9.5	370	33	1300
2-Butanone (Methyl Ethyl Ketone)	38	12 J	110	35 J
Cyclohexane	9.5	120	33	420
2,2,4-Trimethylpentane	9.5	610	44	2900
Benzene	9.5	30	30	96
Heptane	9.5	110	39	430
4-Methyl-2-pentanone	9.5	16	39	68
Toluene	9.5	14	36	54

Air Toxics LTD.
Laboratory Services Since 1989

Summary of Detected Compounds
EPA METHOD TO-15 GC/MS FULL SCAN

Client Sample ID: VMP-6-5-013112

Lab ID#: 1202066A-04A

Chlorobenzene	9.5	3.5 J	44	16 J
Ethyl Benzene	9.5	1.8 J	41	7.8 J
m,p-Xylene	9.5	3.3 J	41	14 J
Cumene	9.5	1.9 J	47	9.2 J
Propylbenzene	9.5	0.68 J	47	3.4 J
4-Ethyltoluene	9.5	1.3 J	47	6.5 J
1,3-Dichlorobenzene	9.5	1.1 J	57	6.9 J
Butane	38	2600	90	6200
Isopentane	38	1900	110	5600

Client Sample ID: VMP-7-5-013112

Lab ID#: 1202066A-05A

Compound	Rpt. Limit (ppbv)	Amount (ppbv)	Rpt. Limit (ug/m3)	Amount (ug/m3)
Freon 12	0.88	0.44 J	4.3	2.2 J
Ethanol	3.5	21	6.6	39
Acetone	3.5	11	8.3	26
2-Propanol	3.5	11	8.6	27
Carbon Disulfide	3.5	~~0.41 J~~ U	11	~~1.3 J~~ U
Methylene Chloride	0.88	0.88	3.0	3.0
Hexane	0.88	~~0.32 J~~ U	3.1	~~1.1 J~~ U
2-Butanone (Methyl Ethyl Ketone)	3.5	15	10	45
Tetrahydrofuran	0.88	13	2.6	40
2,2,4-Trimethylpentane	0.88	0.18 J	4.1	0.86 J
Benzene	0.88	1.7	2.8	5.5
Heptane	0.88	0.18 J	3.6	0.73 J
4-Methyl-2-pentanone	0.88	4.2	3.6	17
Toluene	0.88	2.9	3.3	11
trans-1,3-Dichloropropene	0.88	~~0.11 J~~ U	4.0	~~0.51 J~~ U
2-Hexanone	3.5	0.14 J	14	0.59 J
Chlorobenzene	0.88	~~0.32 J~~ U	4.0	~~1.5 J~~ U
Ethyl Benzene	0.88	0.28 J	3.8	1.2 J
m,p-Xylene	0.88	0.73 J	3.8	3.2 J

Air Toxics LTD.
Laboratory Services Since 1989

Summary of Detected Compounds
EPA METHOD TO-15 GC/MS FULL SCAN

Client Sample ID: VMP-7-5-013112

Lab ID#: 1202066A-05A

o-Xylene	0.88	0.23 J	3.8	1.0 J
Styrene	0.88	0.12 J	3.7	0.53 J
Cumene	0.88	0.55 J	4.3	2.7 J
Propylbenzene	0.88	~~0.078 J~~ U	4.3	~~0.38 J~~ U
4-Ethyltoluene	0.88	~~0.30 J~~ U	4.3	~~1.5 J~~ U
1,3,5-Trimethylbenzene	0.88	~~0.089 J~~ U	4.3	~~0.44 J~~ U
1,3-Dichlorobenzene	0.88	~~0.093 J~~ U	5.3	~~0.56 J~~ U

Client Sample ID: VMP-25-5-013112

Lab ID#: 1202066A-06A

Compound	Rpt. Limit (ppbv)	Amount (ppbv)	Rpt. Limit (ug/m3)	Amount (ug/m3)
Acetone	24	8.4 J	58	20 J
2-Propanol	24	10 J	60	26 J
Carbon Disulfide	24	1.9 J	76	6.0 J
Hexane	6.1	120	21	410
2-Butanone (Methyl Ethyl Ketone)	24	3.6 J	72	10 J
Cyclohexane	6.1	71	21	250
2,2,4-Trimethylpentane	6.1	230	28	1100
Benzene	6.1	1500	19	4800
Heptane	6.1	18	25	72
4-Methyl-2-pentanone	6.1	20	25	82
Toluene	6.1	3.2 J	23	12 J
Tetrachloroethene	6.1	1.0 J	41	6.8 J
Chlorobenzene	6.1	1.6 J	28	7.2 J
Ethyl Benzene	6.1	1.0 J	26	4.4 J
m,p-Xylene	6.1	1.7 J	26	7.4 J
Cumene	6.1	1.1 J	30	5.4 J
Butane	24	1700	58	4000
Isopentane	24	2100	72	6300

Air Toxics LTD.
Laboratory Services Since 1989

Client Sample ID: VMP-3-22-013012

Lab ID#: 1202066A-01A

EPA METHOD TO-15 GC/MS FULL SCAN

File Name:	o020923	Date of Collection:	1/30/12 8:47:00 AM
Dil. Factor:	7.00	Date of Analysis:	2/9/12 08:04 PM

Compound	Rpt. Limit (ppbv)	Amount (ppbv)	Rpt. Limit (ug/m3)	Amount (ug/m3)
Freon 12	3.5	Not Detected	17	Not Detected
Freon 114	3.5	Not Detected	24	Not Detected
Chloromethane	14	Not Detected	29	Not Detected
Vinyl Chloride	3.5	Not Detected	8.9	Not Detected
1,3-Butadiene	3.5	Not Detected	7.7	Not Detected
Bromomethane	3.5	Not Detected	14	Not Detected
Chloroethane	14	Not Detected	37	Not Detected
Freon 11	3.5	Not Detected	20	Not Detected
Ethanol	14	Not Detected	26	Not Detected
Freon 113	3.5	Not Detected	27	Not Detected
1,1-Dichloroethene	3.5	Not Detected	14	Not Detected
Acetone	14	14	33	33
2-Propanol	14	22	34	54
Carbon Disulfide	14	~~1.3 J~~ u	44	~~4.2 J~~ u
3-Chloropropene	14	Not Detected	44	Not Detected
Methylene Chloride	3.5	Not Detected	12	Not Detected
Methyl tert-butyl ether	3.5	Not Detected	13	Not Detected
trans-1,2-Dichloroethene	3.5	Not Detected	14	Not Detected
Hexane	3.5	330	12	1200
1,1-Dichloroethane	3.5	Not Detected	14	Not Detected
2-Butanone (Methyl Ethyl Ketone)	14	6.1 J	41	18 J
cis-1,2-Dichloroethene	3.5	Not Detected	14	Not Detected
Tetrahydrofuran	3.5	Not Detected	10	Not Detected
Chloroform	3.5	Not Detected	17	Not Detected
1,1,1-Trichloroethane	3.5	Not Detected	19	Not Detected
Cyclohexane	3.5	110	12	390
Carbon Tetrachloride	3.5	Not Detected	22	Not Detected
2,2,4-Trimethylpentane	3.5	1200	16	5900
Benzene	3.5	36	11	120
1,2-Dichloroethane	3.5	Not Detected	14	Not Detected
Heptane	3.5	110	14	450
Trichloroethene	3.5	Not Detected	19	Not Detected
1,2-Dichloropropane	3.5	Not Detected	16	Not Detected
1,4-Dioxane	14	3.7 J	50	13 J
Bromodichloromethane	3.5	Not Detected	23	Not Detected
cis-1,3-Dichloropropene	3.5	Not Detected	16	Not Detected
4-Methyl-2-pentanone	3.5	11	14	46
Toluene	3.5	7.8	13	30
trans-1,3-Dichloropropene	3.5	Not Detected	16	Not Detected
1,1,2-Trichloroethane	3.5	Not Detected	19	Not Detected
Tetrachloroethene	3.5	Not Detected	24	Not Detected

Air Toxics LTD.
Laboratory Services Since 1989

Client Sample ID: VMP-3-22-013012

Lab ID#: 1202066A-01A

EPA METHOD TO-15 GC/MS FULL SCAN

File Name:	o020923	Date of Collection:	1/30/12 8:47:00 AM
Dil. Factor:	7.00	Date of Analysis:	2/9/12 08:04 PM

Compound	Rpt. Limit (ppbv)	Amount (ppbv)	Rpt. Limit (ug/m3)	Amount (ug/m3)
2-Hexanone	14	Not Detected	57	Not Detected
Dibromochloromethane	3.5	Not Detected	30	Not Detected
1,2-Dibromoethane (EDB)	3.5	Not Detected	27	Not Detected
Chlorobenzene	3.5	~~1.1 J~~ U	16	~~4.9 J~~ U
Ethyl Benzene	3.5	2.0 J	15	8.7 J
m,p-Xylene	3.5	1.9 J	15	8.3 J
o-Xylene	3.5	Not Detected	15	Not Detected
Styrene	3.5	Not Detected	15	Not Detected
Bromoform	3.5	Not Detected	36	Not Detected
Cumene	3.5	1.3 J	17	6.5 J
1,1,2,2-Tetrachloroethane	3.5	Not Detected	24	Not Detected
Propylbenzene	3.5	0.30 J	17	1.5 J
4-Ethyltoluene	3.5	Not Detected	17	Not Detected
1,3,5-Trimethylbenzene	3.5	Not Detected	17	Not Detected
1,2,4-Trimethylbenzene	3.5	Not Detected	17	Not Detected
1,3-Dichlorobenzene	3.5	Not Detected	21	Not Detected
1,4-Dichlorobenzene	3.5	Not Detected	21	Not Detected
alpha-Chlorotoluene	3.5	Not Detected	18	Not Detected
1,2-Dichlorobenzene	3.5	Not Detected	21	Not Detected
1,2,4-Trichlorobenzene	14	Not Detected	100	Not Detected
Hexachlorobutadiene	14	Not Detected	150	Not Detected
Butane	14	820	33	1900
Isopentane	14	950	41	2800

J = Estimated value.

Container Type: 1 Liter Summa Canister

Surrogates	%Recovery	Method Limits
Toluene-d8	105	70-130
1,2-Dichloroethane-d4	122	70-130
4-Bromofluorobenzene	99	70-130

Air Toxics LTD.
Laboratory Services Since 1989

Client Sample ID: VMP-5-5-013012

Lab ID#: 1202066A-02A

EPA METHOD TO-15 GC/MS FULL SCAN

File Name:	o020926	Date of Collection:	1/30/12 12:36:00 PM
Dil. Factor:	18.7	Date of Analysis:	2/9/12 09:41 PM

Compound	Rpt. Limit (ppbv)	Amount (ppbv)	Rpt. Limit (ug/m3)	Amount (ug/m3)
Freon 12	9.4	Not Detected	46	Not Detected
Freon 114	9.4	Not Detected	65	Not Detected
Chloromethane	37	Not Detected	77	Not Detected
Vinyl Chloride	9.4	Not Detected	24	Not Detected
1,3-Butadiene	9.4	Not Detected	21	Not Detected
Bromomethane	9.4	Not Detected	36	Not Detected
Chloroethane	37	Not Detected	99	Not Detected
Freon 11	9.4	1.9 J	52	11 J
Ethanol	37	47	70	88
Freon 113	9.4	Not Detected	72	Not Detected
1,1-Dichloroethene	9.4	Not Detected	37	Not Detected
Acetone	37	75	89	180
2-Propanol	37	100	92	250
Carbon Disulfide	37	38	120	120
3-Chloropropene	37	Not Detected	120	Not Detected
Methylene Chloride	9.4	12	32	42
Methyl tert-butyl ether	9.4	Not Detected	34	Not Detected
trans-1,2-Dichloroethene	9.4	Not Detected	37	Not Detected
Hexane	9.4	180	33	630
1,1-Dichloroethane	9.4	Not Detected	38	Not Detected
2-Butanone (Methyl Ethyl Ketone)	37	26 J	110	76 J
cis-1,2-Dichloroethene	9.4	Not Detected	37	Not Detected
Tetrahydrofuran	9.4	Not Detected	28	Not Detected
Chloroform	9.4	Not Detected	46	Not Detected
1,1,1-Trichloroethane	9.4	Not Detected	51	Not Detected
Cyclohexane	9.4	130	32	440
Carbon Tetrachloride	9.4	Not Detected	59	Not Detected
2,2,4-Trimethylpentane	9.4	500	44	2300
Benzene	9.4	2800	30	9100
1,2-Dichloroethane	9.4	Not Detected	38	Not Detected
Heptane	9.4	25	38	100
Trichloroethene	9.4	2.7 J	50	15 J
1,2-Dichloropropane	9.4	Not Detected	43	Not Detected
1,4-Dioxane	37	Not Detected	130	Not Detected
Bromodichloromethane	9.4	Not Detected	63	Not Detected
cis-1,3-Dichloropropene	9.4	Not Detected	42	Not Detected
4-Methyl-2-pentanone	9.4	6.9 J	38	28 J
Toluene	9.4	19	35	71
trans-1,3-Dichloropropene	9.4	Not Detected	42	Not Detected
1,1,2-Trichloroethane	9.4	Not Detected	51	Not Detected
Tetrachloroethene	9.4	Not Detected	63	Not Detected

Air Toxics LTD.
Laboratory Services Since 1989

Client Sample ID: VMP-5-5-013012

Lab ID#: 1202066A-02A

EPA METHOD TO-15 GC/MS FULL SCAN

File Name:	o020926	Date of Collection:	1/30/12 12:36:00 PM
Dil. Factor:	18.7	Date of Analysis:	2/9/12 09:41 PM

Compound	Rpt. Limit (ppbv)	Amount (ppbv)	Rpt. Limit (ug/m3)	Amount (ug/m3)
2-Hexanone	37	Not Detected	150	Not Detected
Dibromochloromethane	9.4	Not Detected	80	Not Detected
1,2-Dibromoethane (EDB)	9.4	0.96 J	72	7.3 J
Chlorobenzene	9.4	2.9 J	43	14 J
Ethyl Benzene	9.4	8.4 J	40	36 J
m,p-Xylene	9.4	18	41	80
o-Xylene	9.4	6.0 J	41	26 J
Styrene	9.4	1.2 J	40	5.3 J
Bromoform	9.4	Not Detected	97	Not Detected
Cumene	9.4	1.4 J	46	6.9 J
1,1,2,2-Tetrachloroethane	9.4	Not Detected	64	Not Detected
Propylbenzene	9.4	1.4 J	46	7.0 J
4-Ethyltoluene	9.4	4.0 J	46	20 J
1,3,5-Trimethylbenzene	9.4	2.3 J	46	11 J
1,2,4-Trimethylbenzene	9.4	6.6 J	46	32 J
1,3-Dichlorobenzene	9.4	Not Detected	56	Not Detected
1,4-Dichlorobenzene	9.4	Not Detected	56	Not Detected
alpha-Chlorotoluene	9.4	Not Detected	48	Not Detected
1,2-Dichlorobenzene	9.4	Not Detected	56	Not Detected
1,2,4-Trichlorobenzene	37	Not Detected	280	Not Detected
Hexachlorobutadiene	37	Not Detected	400	Not Detected
Butane	37	1000	89	2400
Isopentane	37	1600	110	4900

J = Estimated value.

Container Type: 1 Liter Summa Canister

Surrogates	%Recovery	Method Limits
Toluene-d8	104	70-130
1,2-Dichloroethane-d4	116	70-130
4-Bromofluorobenzene	105	70-130

Air Toxics LTD.
Laboratory Services Since 1989

Client Sample ID: VMP-5-12.5-013012

Lab ID#: I202066A-03A

EPA METHOD TO-15 GC/MS FULL SCAN

File Name:	o020924	Date of Collection:	1/30/12 2:50:00 PM
Dil. Factor:	5.74	Date of Analysis:	2/9/12 08:36 PM

Compound	Rpt. Limit (ppbv)	Amount (ppbv)	Rpt. Limit (ug/m3)	Amount (ug/m3)
Freon 12	2.9	Not Detected	14	Not Detected
Freon 114	2.9	Not Detected	20	Not Detected
Chloromethane	11	Not Detected	24	Not Detected
Vinyl Chloride	2.9	Not Detected	7.3	Not Detected
1,3-Butadiene	2.9	Not Detected	6.3	Not Detected
Bromomethane	2.9	Not Detected	11	Not Detected
Chloroethane	11	Not Detected	30	Not Detected
Freon 11	2.9	Not Detected	16	Not Detected
Ethanol	11	17	22	32
Freon 113	2.9	Not Detected	22	Not Detected
1,1-Dichloroethene	2.9	Not Detected	11	Not Detected
Acetone	11	28	27	66
2-Propanol	11	13	28	32
Carbon Disulfide	11	~~0.95 J~~	36	~~3.0 J~~
3-Chloropropene	11	Not Detected	36	Not Detected
Methylene Chloride	2.9	Not Detected	10	Not Detected
Methyl tert-butyl ether	2.9	Not Detected	10	Not Detected
trans-1,2-Dichloroethene	2.9	Not Detected	11	Not Detected
Hexane	2.9	51	10	180
1,1-Dichloroethane	2.9	Not Detected	12	Not Detected
2-Butanone (Methyl Ethyl Ketone)	11	18	34	54
cis-1,2-Dichloroethene	2.9	Not Detected	11	Not Detected
Tetrahydrofuran	2.9	Not Detected	8.5	Not Detected
Chloroform	2.9	2.5 J	14	12 J
1,1,1-Trichloroethane	2.9	Not Detected	16	Not Detected
Cyclohexane	2.9	42	9.9	140
Carbon Tetrachloride	2.9	Not Detected	18	Not Detected
2,2,4-Trimethylpentane	2.9	150	13	720
Benzene	2.9	740	9.2	2400
1,2-Dichloroethane	2.9	Not Detected	12	Not Detected
Heptane	2.9	8.4	12	35
Trichloroethene	2.9	Not Detected	15	Not Detected
1,2-Dichloropropane	2.9	Not Detected	13	Not Detected
1,4-Dioxane	11	Not Detected	41	Not Detected
Bromodichloromethane	2.9	Not Detected	19	Not Detected
cis-1,3-Dichloropropene	2.9	Not Detected	13	Not Detected
4-Methyl-2-pentanone	2.9	4.8	12	20
Toluene	2.9	4.1	11	16
trans-1,3-Dichloropropene	2.9	Not Detected	13	Not Detected
1,1,2-Trichloroethane	2.9	Not Detected	16	Not Detected
Tetrachloroethene	2.9	Not Detected	19	Not Detected

Air Toxics LTD.
Laboratory Services Since 1989

Client Sample ID: VMP-5-12.5-013012

Lab ID#: 1202066A-03A

EPA METHOD TO-15 GC/MS FULL SCAN

File Name:	o020924	Date of Collection:	1/30/12 2:50:00 PM
Dil. Factor:	5.74	Date of Analysis:	2/9/12 08:36 PM

Compound	Rpt. Limit (ppbv)	Amount (ppbv)	Rpt. Limit (ug/m3)	Amount (ug/m3)
2-Hexanone	11	Not Detected	47	Not Detected
Dibromochloromethane	2.9	Not Detected	24	Not Detected
1,2-Dibromoethane (EDB)	2.9	Not Detected	22	Not Detected
Chlorobenzene	2.9	~~0.84 J~~ U	13	~~3.9 J~~ U
Ethyl Benzene	2.9	0.74 J	12	3.2 J
m,p-Xylene	2.9	2.2 J	12	9.4 J
o-Xylene	2.9	0.63 J	12	2.7 J
Styrene	2.9	Not Detected	12	Not Detected
Bromoform	2.9	Not Detected	30	Not Detected
Cumene	2.9	0.87 J	14	4.3 J
1,1,2,2-Tetrachloroethane	2.9	Not Detected	20	Not Detected
Propylbenzene	2.9	~~0.18 J~~ U	14	~~0.87 J~~ U
4-Ethyltoluene	2.9	0.50 J	14	2.4 J
1,3,5-Trimethylbenzene	2.9	Not Detected	14	Not Detected
1,2,4-Trimethylbenzene	2.9	Not Detected	14	Not Detected
1,3-Dichlorobenzene	2.9	Not Detected	17	Not Detected
1,4-Dichlorobenzene	2.9	Not Detected	17	Not Detected
alpha-Chlorotoluene	2.9	Not Detected	15	Not Detected
1,2-Dichlorobenzene	2.9	Not Detected	17	Not Detected
1,2,4-Trichlorobenzene	11	Not Detected	85	Not Detected
Hexachlorobutadiene	11	Not Detected	120	Not Detected
Butane	11	330	27	800
Isopentane	11	520	34	1500

J = Estimated value.

Container Type: 1 Liter Summa Canister

Surrogates	%Recovery	Method Limits
Toluene-d8	103	70-130
1,2-Dichloroethane-d4	116	70-130
4-Bromofluorobenzene	97	70-130

Air Toxics LTD.
Laboratory Services Since 1989

Client Sample ID: VMP-6-5-013112

Lab ID#: 1202066A-04A

EPA METHOD TO-15 GC/MS FULL SCAN

File Name:	o020925	Date of Collection:	1/31/12 11:02:00 AM
Dil. Factor:	19.0	Date of Analysis:	2/9/12 09:14 PM

Compound	Rpt. Limit (ppbv)	Amount (ppbv)	Rpt. Limit (ug/m3)	Amount (ug/m3)
Freon 12	9.5	Not Detected	47	Not Detected
Freon 114	9.5	Not Detected	66	Not Detected
Chloromethane	38	Not Detected	78	Not Detected
Vinyl Chloride	9.5	Not Detected	24	Not Detected
1,3-Butadiene	9.5	Not Detected	21	Not Detected
Bromomethane	9.5	Not Detected	37	Not Detected
Chloroethane	38	Not Detected	100	Not Detected
Freon 11	9.5	Not Detected	53	Not Detected
Ethanol	38	41	72	76
Freon 113	9.5	Not Detected	73	Not Detected
1,1-Dichloroethene	9.5	Not Detected	38	Not Detected
Acetone	38	54	90	130
2-Propanol	38	33 J	93	82 J
Carbon Disulfide	38	24 J	120	73 J
3-Chloropropene	38	Not Detected	120	Not Detected
Methylene Chloride	9.5	8.7 J	33	30 J
Methyl tert-butyl ether	9.5	Not Detected	34	Not Detected
trans-1,2-Dichloroethene	9.5	Not Detected	38	Not Detected
Hexane	9.5	370	33	1300
1,1-Dichloroethane	9.5	Not Detected	38	Not Detected
2-Butanone (Methyl Ethyl Ketone)	38	12 J	110	35 J
cis-1,2-Dichloroethene	9.5	Not Detected	38	Not Detected
Tetrahydrofuran	9.5	Not Detected	28	Not Detected
Chloroform	9.5	Not Detected	46	Not Detected
1,1,1-Trichloroethane	9.5	Not Detected	52	Not Detected
Cyclohexane	9.5	120	33	420
Carbon Tetrachloride	9.5	Not Detected	60	Not Detected
2,2,4-Trimethylpentane	9.5	610	44	2900
Benzene	9.5	30	30	96
1,2-Dichloroethane	9.5	Not Detected	38	Not Detected
Heptane	9.5	110	39	430
Trichloroethene	9.5	Not Detected	51	Not Detected
1,2-Dichloropropane	9.5	Not Detected	44	Not Detected
1,4-Dioxane	38	Not Detected	140	Not Detected
Bromodichloromethane	9.5	Not Detected	64	Not Detected
cis-1,3-Dichloropropene	9.5	Not Detected	43	Not Detected
4-Methyl-2-pentanone	9.5	16	39	68
Toluene	9.5	14	36	54
trans-1,3-Dichloropropene	9.5	Not Detected	43	Not Detected
1,1,2-Trichloroethane	9.5	Not Detected	52	Not Detected
Tetrachloroethene	9.5	Not Detected	64	Not Detected

Air Toxics LTD.
Laboratory Services Since 1989

Client Sample ID: VMP-6-5-013112

Lab ID#: 1202066A-04A

EPA METHOD TO-15 GC/MS FULL SCAN

File Name:	o020925	Date of Collection:	1/31/12 11:02:00 AM
Dil. Factor:	19.0	Date of Analysis:	2/9/12 09:14 PM

Compound	Rpt. Limit (ppbv)	Amount (ppbv)	Rpt. Limit (ug/m3)	Amount (ug/m3)
2-Hexanone	38	Not Detected	160	Not Detected
Dibromochloromethane	9.5	Not Detected	81	Not Detected
1,2-Dibromoethane (EDB)	9.5	Not Detected	73	Not Detected
Chlorobenzene	9.5	3.5 J	44	16 J
Ethyl Benzene	9.5	1.8 J	41	7.8 J
m,p-Xylene	9.5	3.3 J	41	14 J
o-Xylene	9.5	Not Detected	41	Not Detected
Styrene	9.5	Not Detected	40	Not Detected
Bromoform	9.5	Not Detected	98	Not Detected
Cumene	9.5	1.9 J	47	9.2 J
1,1,2,2-Tetrachloroethane	9.5	Not Detected	65	Not Detected
Propylbenzene	9.5	0.68 J	47	3.4 J
4-Ethyltoluene	9.5	1.3 J	47	6.5 J
1,3,5-Trimethylbenzene	9.5	Not Detected	47	Not Detected
1,2,4-Trimethylbenzene	9.5	Not Detected	47	Not Detected
1,3-Dichlorobenzene	9.5	1.1 J	57	6.9 J
1,4-Dichlorobenzene	9.5	Not Detected	57	Not Detected
alpha-Chlorotoluene	9.5	Not Detected	49	Not Detected
1,2-Dichlorobenzene	9.5	Not Detected	57	Not Detected
1,2,4-Trichlorobenzene	38	Not Detected	280	Not Detected
Hexachlorobutadiene	38	Not Detected	400	Not Detected
Butane	38	2600	90	6200
Isopentane	38	1900	110	5600

J = Estimated value.

Container Type: 1 Liter Summa Canister

Surrogates	%Recovery	Method Limits
Toluene-d8	103	70-130
1,2-Dichloroethane-d4	112	70-130
4-Bromofluorobenzene	102	70-130

Air Toxics LTD.
Laboratory Services Since 1989

Client Sample ID: VMP-7-5-013112

Lab ID#: 1202066A-05A

EPA METHOD TO-15 GC/MS FULL SCAN

File Name:	o020922	Date of Collection:	1/31/12 2:20:00 PM
Dil. Factor:	1.75	Date of Analysis:	2/9/12 07:29 PM

Compound	Rpt. Limit (ppbv)	Amount (ppbv)	Rpt. Limit (ug/m3)	Amount (ug/m3)
Freon 12	0.88	0.44 J	4.3	2.2 J
Freon 114	0.88	Not Detected	6.1	Not Detected
Chloromethane	3.5	Not Detected	7.2	Not Detected
Vinyl Chloride	0.88	Not Detected	2.2	Not Detected
1,3-Butadiene	0.88	Not Detected	1.9	Not Detected
Bromomethane	0.88	Not Detected	3.4	Not Detected
Chloroethane	3.5	Not Detected	9.2	Not Detected
Freon 11	0.88	Not Detected	4.9	Not Detected
Ethanol	3.5	21	6.6	39
Freon 113	0.88	Not Detected	6.7	Not Detected
1,1-Dichloroethene	0.88	Not Detected	3.5	Not Detected
Acetone	3.5	11	8.3	26
2-Propanol	3.5	11	8.6	27
Carbon Disulfide	3.5	~~0.41 J~~ U	11	~~1.3 J~~ U
3-Chloropropene	3.5	Not Detected	11	Not Detected
Methylene Chloride	0.88	0.88	3.0	3.0
Methyl tert-butyl ether	0.88	Not Detected	3.2	Not Detected
trans-1,2-Dichloroethene	0.88	Not Detected	3.5	Not Detected
Hexane	0.88	~~0.32 J~~ U	3.1	~~1.1 J~~ U
1,1-Dichloroethane	0.88	Not Detected	3.5	Not Detected
2-Butanone (Methyl Ethyl Ketone)	3.5	15	10	45
cis-1,2-Dichloroethene	0.88	Not Detected	3.5	Not Detected
Tetrahydrofuran	0.88	13	2.6	40
Chloroform	0.88	Not Detected	4.3	Not Detected
1,1,1-Trichloroethane	0.88	Not Detected	4.8	Not Detected
Cyclohexane	0.88	Not Detected	3.0	Not Detected
Carbon Tetrachloride	0.88	Not Detected	5.5	Not Detected
2,2,4-Trimethylpentane	0.88	0.18 J	4.1	0.86 J
Benzene	0.88	1.7	2.8	5.5
1,2-Dichloroethane	0.88	Not Detected	3.5	Not Detected
Heptane	0.88	0.18 J	3.6	0.73 J
Trichloroethene	0.88	Not Detected	4.7	Not Detected
1,2-Dichloropropane	0.88	Not Detected	4.0	Not Detected
1,4-Dioxane	3.5	Not Detected	13	Not Detected
Bromodichloromethane	0.88	Not Detected	5.9	Not Detected
cis-1,3-Dichloropropene	0.88	Not Detected	4.0	Not Detected
4-Methyl-2-pentanone	0.88	4.2	3.6	17
Toluene	0.88	2.9	3.3	11
trans-1,3-Dichloropropene	0.88	~~0.11 J~~ U	4.0	~~0.51 J~~ U
1,1,2-Trichloroethane	0.88	Not Detected	4.8	Not Detected
Tetrachloroethene	0.88	Not Detected	5.9	Not Detected

Air Toxics LTD.
Laboratory Services Since 1989

Client Sample ID: VMP-7-5-013112

Lab ID#: 1202066A-05A

EPA METHOD TO-15 GC/MS FULL SCAN

File Name:	o020922	Date of Collection:	1/31/12 2:20:00 PM
Dil. Factor:	1.75	Date of Analysis:	2/9/12 07:29 PM

Compound	Rpt. Limit (ppbv)	Amount (ppbv)	Rpt. Limit (ug/m3)	Amount (ug/m3)
2-Hexanone	3.5	0.14 J	14	0.59 J
Dibromochloromethane	0.88	Not Detected	7.4	Not Detected
1,2-Dibromoethane (EDB)	0.88	Not Detected	6.7	Not Detected
Chlorobenzene	0.88	~~0.32 J~~ U	4.0	~~1.5 J~~ U
Ethyl Benzene	0.88	0.28 J	3.8	1.2 J
m,p-Xylene	0.88	0.73 J	3.8	3.2 J
o-Xylene	0.88	0.23 J	3.8	1.0 J
Styrene	0.88	0.12 J	3.7	0.53 J
Bromoform	0.88	Not Detected	9.0	Not Detected
Cumene	0.88	0.55 J	4.3	2.7 J
1,1,2,2-Tetrachloroethane	0.88	Not Detected	6.0	Not Detected
Propylbenzene	0.88	~~0.078 J~~ U	4.3	~~0.38 J~~ U
4-Ethyltoluene	0.88	~~0.30 J~~ U	4.3	~~1.5 J~~ U
1,3,5-Trimethylbenzene	0.88	~~0.089 J~~ U	4.3	~~0.44 J~~ U
1,2,4-Trimethylbenzene	0.88	Not Detected	4.3	Not Detected
1,3-Dichlorobenzene	0.88	~~0.093 J~~ U	5.3	~~0.56 J~~ U
1,4-Dichlorobenzene	0.88	Not Detected	5.3	Not Detected
alpha-Chlorotoluene	0.88	Not Detected	4.5	Not Detected
1,2-Dichlorobenzene	0.88	Not Detected	5.3	Not Detected
1,2,4-Trichlorobenzene	3.5	Not Detected	26	Not Detected
Hexachlorobutadiene	3.5	Not Detected	37	Not Detected
Butane	3.5	Not Detected	8.3	Not Detected
Isopentane	3.5	Not Detected	10	Not Detected

J = Estimated value.

Container Type: 1 Liter Summa Canister

Surrogates	%Recovery	Method Limits
Toluene-d8	104	70-130
1,2-Dichloroethane-d4	113	70-130
4-Bromofluorobenzene	100	70-130

Air Toxics LTD.
Laboratory Services Since 1989

Client Sample ID: VMP-25-5-013112

Lab ID#: 1202066A-06A

EPA METHOD TO-15 GC/MS FULL SCAN

File Name:	o020927	Date of Collection:	1/31/12 9:25:00 AM
Dil. Factor:	12.2	Date of Analysis:	2/9/12 10:10 PM

Compound	Rpt. Limit (ppbv)	Amount (ppbv)	Rpt. Limit (ug/m3)	Amount (ug/m3)
Freon 12	6.1	Not Detected	30	Not Detected
Freon 114	6.1	Not Detected	43	Not Detected
Chloromethane	24	Not Detected	50	Not Detected
Vinyl Chloride	6.1	Not Detected	16	Not Detected
1,3-Butadiene	6.1	Not Detected	13	Not Detected
Bromomethane	6.1	Not Detected	24	Not Detected
Chloroethane	24	Not Detected	64	Not Detected
Freon 11	6.1	Not Detected	34	Not Detected
Ethanol	24	Not Detected	46	Not Detected
Freon 113	6.1	Not Detected	47	Not Detected
1,1-Dichloroethene	6.1	Not Detected	24	Not Detected
Acetone	24	8.4 J	58	20 J
2-Propanol	24	10 J	60	26 J
Carbon Disulfide	24	1.9 J	76	6.0 J
3-Chloropropene	24	Not Detected	76	Not Detected
Methylene Chloride	6.1	Not Detected	21	Not Detected
Methyl tert-butyl ether	6.1	Not Detected	22	Not Detected
trans-1,2-Dichloroethene	6.1	Not Detected	24	Not Detected
Hexane	6.1	120	21	410
1,1-Dichloroethane	6.1	Not Detected	25	Not Detected
2-Butanone (Methyl Ethyl Ketone)	24	3.6 J	72	10 J
cis-1,2-Dichloroethene	6.1	Not Detected	24	Not Detected
Tetrahydrofuran	6.1	Not Detected	18	Not Detected
Chloroform	6.1	Not Detected	30	Not Detected
1,1,1-Trichloroethane	6.1	Not Detected	33	Not Detected
Cyclohexane	6.1	71	21	250
Carbon Tetrachloride	6.1	Not Detected	38	Not Detected
2,2,4-Trimethylpentane	6.1	230	28	1100
Benzene	6.1	1500	19	4800
1,2-Dichloroethane	6.1	Not Detected	25	Not Detected
Heptane	6.1	18	25	72
Trichloroethene	6.1	Not Detected	33	Not Detected
1,2-Dichloropropane	6.1	Not Detected	28	Not Detected
1,4-Dioxane	24	Not Detected	88	Not Detected
Bromodichloromethane	6.1	Not Detected	41	Not Detected
cis-1,3-Dichloropropene	6.1	Not Detected	28	Not Detected
4-Methyl-2-pentanone	6.1	20	25	82
Toluene	6.1	3.2 J	23	12 J
trans-1,3-Dichloropropene	6.1	Not Detected	28	Not Detected
1,1,2-Trichloroethane	6.1	Not Detected	33	Not Detected
Tetrachloroethene	6.1	1.0 J	41	6.8 J

Air Toxics LTD.
Laboratory Services Since 1989

Client Sample ID: VMP-25-5-013112

Lab ID#: I202066A-06A

EPA METHOD TO-15 GC/MS FULL SCAN

File Name:	o020927	Date of Collection:	1/31/12 9:25:00 AM
Dil. Factor:	12.2	Date of Analysis:	2/9/12 10:10 PM

Compound	Rpt. Limit (ppbv)	Amount (ppbv)	Rpt. Limit (ug/m3)	Amount (ug/m3)
2-Hexanone	24	Not Detected	100	Not Detected
Dibromochloromethane	6.1	Not Detected	52	Not Detected
1,2-Dibromoethane (EDB)	6.1	Not Detected	47	Not Detected
Chlorobenzene	6.1	1.6 J	28	7.2 J
Ethyl Benzene	6.1	1.0 J	26	4.4 J
m,p-Xylene	6.1	1.7 J	26	7.4 J
o-Xylene	6.1	Not Detected	26	Not Detected
Styrene	6.1	Not Detected	26	Not Detected
Bromoform	6.1	Not Detected	63	Not Detected
Cumene	6.1	1.1 J	30	5.4 J
1,1,2,2-Tetrachloroethane	6.1	Not Detected	42	Not Detected
Propylbenzene	6.1	Not Detected	30	Not Detected
4-Ethyltoluene	6.1	Not Detected	30	Not Detected
1,3,5-Trimethylbenzene	6.1	Not Detected	30	Not Detected
1,2,4-Trimethylbenzene	6.1	Not Detected	30	Not Detected
1,3-Dichlorobenzene	6.1	Not Detected	37	Not Detected
1,4-Dichlorobenzene	6.1	Not Detected	37	Not Detected
alpha-Chlorotoluene	6.1	Not Detected	32	Not Detected
1,2-Dichlorobenzene	6.1	Not Detected	37	Not Detected
1,2,4-Trichlorobenzene	24	Not Detected	180	Not Detected
Hexachlorobutadiene	24	Not Detected	260	Not Detected
Butane	24	1700	58	4000
Isopentane	24	2100	72	6300

J = Estimated value.

Container Type: 1 Liter Summa Canister

Surrogates	%Recovery	Method Limits
Toluene-d8	102	70-130
1,2-Dichloroethane-d4	116	70-130
4-Bromofluorobenzene	100	70-130

Air Toxics LTD.
Laboratory Services Since 1989

Client Sample ID: Lab Blank

Lab ID#: 1202066A-07A

EPA METHOD TO-15 GC/MS FULL SCAN

File Name:	o020907a	Date of Collection: NA	
Dil. Factor:	1.00	Date of Analysis: 2/9/12 10:52 AM	

Compound	Rpt. Limit (ppbv)	Amount (ppbv)	Rpt. Limit (ug/m3)	Amount (ug/m3)
Freon 12	0.50	Not Detected	2.5	Not Detected
Freon 114	0.50	Not Detected	3.5	Not Detected
Chloromethane	2.0	Not Detected	4.1	Not Detected
Vinyl Chloride	0.50	Not Detected	1.3	Not Detected
1,3-Butadiene	0.50	Not Detected	1.1	Not Detected
Bromomethane	0.50	Not Detected	1.9	Not Detected
Chloroethane	2.0	Not Detected	5.3	Not Detected
Freon 11	0.50	Not Detected	2.8	Not Detected
Ethanol	2.0	Not Detected	3.8	Not Detected
Freon 113	0.50	Not Detected	3.8	Not Detected
1,1-Dichloroethene	0.50	Not Detected	2.0	Not Detected
Acetone	2.0	Not Detected	4.8	Not Detected
2-Propanol	2.0	Not Detected	4.9	Not Detected
Carbon Disulfide	2.0	0.36 J	6.2	1.1 J
3-Chloropropene	2.0	Not Detected	6.3	Not Detected
Methylene Chloride	0.50	0.14 J	1.7	0.50 J
Methyl tert-butyl ether	0.50	Not Detected	1.8	Not Detected
trans-1,2-Dichloroethene	0.50	Not Detected	2.0	Not Detected
Hexane	0.50	0.090 J	1.8	0.32 J
1,1-Dichloroethane	0.50	Not Detected	2.0	Not Detected
2-Butanone (Methyl Ethyl Ketone)	2.0	Not Detected	5.9	Not Detected
cis-1,2-Dichloroethene	0.50	Not Detected	2.0	Not Detected
Tetrahydrofuran	0.50	Not Detected	1.5	Not Detected
Chloroform	0.50	Not Detected	2.4	Not Detected
1,1,1-Trichloroethane	0.50	Not Detected	2.7	Not Detected
Cyclohexane	0.50	Not Detected	1.7	Not Detected
Carbon Tetrachloride	0.50	Not Detected	3.1	Not Detected
2,2,4-Trimethylpentane	0.50	Not Detected	2.3	Not Detected
Benzene	0.50	0.084 J	1.6	0.27 J
1,2-Dichloroethane	0.50	Not Detected	2.0	Not Detected
Heptane	0.50	Not Detected	2.0	Not Detected
Trichloroethene	0.50	0.13 J	2.7	0.71 J
1,2-Dichloropropane	0.50	Not Detected	2.3	Not Detected
1,4-Dioxane	2.0	Not Detected	7.2	Not Detected
Bromodichloromethane	0.50	0.044 J	3.4	0.30 J
cis-1,3-Dichloropropene	0.50	0.090 J	2.3	0.41 J
4-Methyl-2-pentanone	0.50	Not Detected	2.0	Not Detected
Toluene	0.50	0.13 J	1.9	0.48 J
trans-1,3-Dichloropropene	0.50	0.14 J	2.3	0.63 J
1,1,2-Trichloroethane	0.50	Not Detected	2.7	Not Detected
Tetrachloroethene	0.50	0.076 J	3.4	0.52 J

Air Toxics LTD.
Laboratory Services Since 1989

Client Sample ID: Lab Blank

Lab ID#: 1202066A-07A

EPA METHOD TO-15 GC/MS FULL SCAN

File Name:	o020907a	Date of Collection: NA	
Dil. Factor:	1.00	Date of Analysis: 2/9/12 10:52 AM	

Compound	Rpt. Limit (ppbv)	Amount (ppbv)	Rpt. Limit (ug/m3)	Amount (ug/m3)
2-Hexanone	2.0	Not Detected	8.2	Not Detected
Dibromochloromethane	0.50	Not Detected	4.2	Not Detected
1,2-Dibromoethane (EDB)	0.50	0.096 J	3.8	0.74 J
Chlorobenzene	0.50	0.23 J	2.3	1.1 J
Ethyl Benzene	0.50	Not Detected	2.2	Not Detected
m,p-Xylene	0.50	0.12 J	2.2	0.50 J
o-Xylene	0.50	Not Detected	2.2	Not Detected
Styrene	0.50	Not Detected	2.1	Not Detected
Bromoform	0.50	0.062 J	5.2	0.64 J
Cumene	0.50	Not Detected	2.4	Not Detected
1,1,2,2-Tetrachloroethane	0.50	Not Detected	3.4	Not Detected
Propylbenzene	0.50	0.046 J	2.4	0.23 J
4-Ethyltoluene	0.50	0.068 J	2.4	0.34 J
1,3,5-Trimethylbenzene	0.50	0.051 J	2.4	0.25 J
1,2,4-Trimethylbenzene	0.50	Not Detected	2.4	Not Detected
1,3-Dichlorobenzene	0.50	0.12 J	3.0	0.73 J
1,4-Dichlorobenzene	0.50	0.13 J	3.0	0.80 J
alpha-Chlorotoluene	0.50	0.11 J	2.6	0.57 J
1,2-Dichlorobenzene	0.50	0.11 J	3.0	0.66 J
1,2,4-Trichlorobenzene	2.0	0.55 J	15	4.1 J
Hexachlorobutadiene	2.0	0.32 J	21	3.5 J
Butane	2.0	Not Detected	4.8	Not Detected
Isopentane	2.0	Not Detected	5.9	Not Detected

J = Estimated value.

Container Type: NA - Not Applicable

Surrogates	%Recovery	Method Limits
Toluene-d8	103	70-130
1,2-Dichloroethane-d4	111	70-130
4-Bromofluorobenzene	98	70-130

Air Toxics LTD.
Laboratory Services Since 1989

Client Sample ID: CCV

Lab ID#: 1202066A-08A

EPA METHOD TO-15 GC/MS FULL SCAN

File Name:	**o020903**	**Date of Collection: NA**	
Dil. Factor:	**1.00**	**Date of Analysis: 2/9/12 08:49 AM**	

Compound	%Recovery
Freon 12	123
Freon 114	117
Chloromethane	114
Vinyl Chloride	117
1,3-Butadiene	121
Bromomethane	120
Chloroethane	114
Freon 11	115
Ethanol	118
Freon 113	111
1,1-Dichloroethene	106
Acetone	101
2-Propanol	115
Carbon Disulfide	107
3-Chloropropene	110
Methylene Chloride	117
Methyl tert-butyl ether	112
trans-1,2-Dichloroethene	106
Hexane	111
1,1-Dichloroethane	112
2-Butanone (Methyl Ethyl Ketone)	111
cis-1,2-Dichloroethene	102
Tetrahydrofuran	113
Chloroform	112
1,1,1-Trichloroethane	116
Cyclohexane	106
Carbon Tetrachloride	128
2,2,4-Trimethylpentane	106
Benzene	104
1,2-Dichloroethane	110
Heptane	102
Trichloroethene	105
1,2-Dichloropropane	107
1,4-Dioxane	107
Bromodichloromethane	108
cis-1,3-Dichloropropene	108
4-Methyl-2-pentanone	107
Toluene	102
trans-1,3-Dichloropropene	103
1,1,2-Trichloroethane	102
Tetrachloroethene	95

Air Toxics Ltd.
Laboratory Services Since 1989

Client Sample ID: CCV

Lab ID#: I202066A-08A

EPA METHOD TO-15 GC/MS FULL SCAN

File Name:	o020903	Date of Collection: NA	
Dil. Factor:	1.00	Date of Analysis: 2/9/12 08:49 AM	

Compound	%Recovery
2-Hexanone	107
Dibromochloromethane	103
1,2-Dibromoethane (EDB)	105
Chlorobenzene	96
Ethyl Benzene	100
m,p-Xylene	103
o-Xylene	101
Styrene	102
Bromoform	100
Cumene	102
1,1,2,2-Tetrachloroethane	100
Propylbenzene	103
4-Ethyltoluene	98
1,3,5-Trimethylbenzene	100
1,2,4-Trimethylbenzene	99
1,3-Dichlorobenzene	98
1,4-Dichlorobenzene	97
alpha-Chlorotoluene	102
1,2-Dichlorobenzene	96
1,2,4-Trichlorobenzene	86
Hexachlorobutadiene	91
Butane	120
Isopentane	114

Container Type: NA - Not Applicable

Surrogates	%Recovery	Method Limits
Toluene-d8	104	70-130
1,2-Dichloroethane-d4	109	70-130
4-Bromofluorobenzene	100	70-130

Air Toxics LTD.
Laboratory Services Since 1989

Client Sample ID: LCS

Lab ID#: 1202066A-09A

EPA METHOD TO-15 GC/MS FULL SCAN

File Name:	o020904	Date of Collection: NA
Dil. Factor:	1.00	Date of Analysis: 2/9/12 09:31 AM

Compound	%Recovery
Freon 12	109
Freon 114	103
Chloromethane	106
Vinyl Chloride	107
1,3-Butadiene	109
Bromomethane	104
Chloroethane	102
Freon 11	103
Ethanol	99
Freon 113	99
1,1-Dichloroethene	103
Acetone	90
2-Propanol	102
Carbon Disulfide	115
3-Chloropropene	114
Methylene Chloride	102
Methyl tert-butyl ether	98
trans-1,2-Dichloroethene	110
Hexane	96
1,1-Dichloroethane	98
2-Butanone (Methyl Ethyl Ketone)	97
cis-1,2-Dichloroethene	89
Tetrahydrofuran	94
Chloroform	99
1,1,1-Trichloroethane	103
Cyclohexane	93
Carbon Tetrachloride	115
2,2,4-Trimethylpentane	90
Benzene	96
1,2-Dichloroethane	101
Heptane	90
Trichloroethene	98
1,2-Dichloropropane	99
1,4-Dioxane	94
Bromodichloromethane	100
cis-1,3-Dichloropropene	98
4-Methyl-2-pentanone	95
Toluene	92
trans-1,3-Dichloropropene	97
1,1,2-Trichloroethane	94
Tetrachloroethene	87

Air Toxics LTD.
Laboratory Services Since 1989

Client Sample ID: LCS

Lab ID#: 1202066A-09A

EPA METHOD TO-15 GC/MS FULL SCAN

File Name:	o020904	Date of Collection: NA	
Dil. Factor:	1.00	Date of Analysis: 2/9/12 09:31 AM	

Compound	%Recovery
2-Hexanone	96
Dibromochloromethane	94
1,2-Dibromoethane (EDB)	96
Chlorobenzene	87
Ethyl Benzene	92
m,p-Xylene	94
o-Xylene	93
Styrene	93
Bromoform	92
Cumene	94
1,1,2,2-Tetrachloroethane	94
Propylbenzene	94
4-Ethyltoluene	88
1,3,5-Trimethylbenzene	88
1,2,4-Trimethylbenzene	89
1,3-Dichlorobenzene	92
1,4-Dichlorobenzene	90
alpha-Chlorotoluene	95
1,2-Dichlorobenzene	89
1,2,4-Trichlorobenzene	94
Hexachlorobutadiene	91
Butane	110
Isopentane	102

Container Type: NA - Not Applicable

Surrogates	%Recovery	Method Limits
Toluene-d8	104	70-130
1,2-Dichloroethane-d4	102	70-130
4-Bromofluorobenzene	100	70-130

Air Toxics LTD.
Laboratory Services Since 1989

Client Sample ID: LCSD

Lab ID#: 1202066A-09AA

EPA METHOD TO-15 GC/MS FULL SCAN

File Name:	o020905	Date of Collection: NA	
Dil. Factor:	1.00	Date of Analysis: 2/9/12 09:50 AM	

Compound	%Recovery
Freon 12	109
Freon 114	103
Chloromethane	103
Vinyl Chloride	105
1,3-Butadiene	104
Bromomethane	104
Chloroethane	101
Freon 11	103
Ethanol	94
Freon 113	98
1,1-Dichloroethene	103
Acetone	90
2-Propanol	103
Carbon Disulfide	116
3-Chloropropene	114
Methylene Chloride	103
Methyl tert-butyl ether	100
trans-1,2-Dichloroethene	108
Hexane	98
1,1-Dichloroethane	98
2-Butanone (Methyl Ethyl Ketone)	95
cis-1,2-Dichloroethene	91
Tetrahydrofuran	97
Chloroform	100
1,1,1-Trichloroethane	104
Cyclohexane	95
Carbon Tetrachloride	119
2,2,4-Trimethylpentane	92
Benzene	96
1,2-Dichloroethane	101
Heptane	91
Trichloroethene	97
1,2-Dichloropropane	99
1,4-Dioxane	95
Bromodichloromethane	102
cis-1,3-Dichloropropene	99
4-Methyl-2-pentanone	99
Toluene	94
trans-1,3-Dichloropropene	95
1,1,2-Trichloroethane	92
Tetrachloroethene	88

Air Toxics LTD.
Laboratory Services Since 1989

Client Sample ID: LCSD

Lab ID#: 1202066A-09AA

EPA METHOD TO-15 GC/MS FULL SCAN

File Name:	o020905	Date of Collection: NA	
Dil. Factor:	1.00	Date of Analysis: 2/9/12 09:50 AM	

Compound	%Recovery
2-Hexanone	95
Dibromochloromethane	92
1,2-Dibromoethane (EDB)	96
Chlorobenzene	88
Ethyl Benzene	92
m,p-Xylene	94
o-Xylene	93
Styrene	95
Bromoform	90
Cumene	94
1,1,2,2-Tetrachloroethane	94
Propylbenzene	95
4-Ethyltoluene	88
1,3,5-Trimethylbenzene	91
1,2,4-Trimethylbenzene	90
1,3-Dichlorobenzene	92
1,4-Dichlorobenzene	93
alpha-Chlorotoluene	95
1,2-Dichlorobenzene	92
1,2,4-Trichlorobenzene	99
Hexachlorobutadiene	96
Butane	98
Isopentane	99

Container Type: NA - Not Applicable

Surrogates	%Recovery	Method Limits
Toluene-d8	103	70-130
1,2-Dichloroethane-d4	104	70-130
4-Bromofluorobenzene	100	70-130

Shell Oil Products Chain Of Custody Record

URS

Air Toxics LTD.
Project Name: Roxana Soil Vapor
Project # 21562735.00011
Lab Vendor #

Please Check Appropriate Box:
- ☒ ENV. SERVICES
- ☐ MOTIVA RETAIL
- ☐ SHELL RETAIL
- ☐ MOTIVA SD&CM
- ☐ CONSULTANT
- ☐ LUBES
- ☐ SHELL PIPELINE
- ☐ OTHER _____

Print Bill To Contact Name: Dave Palmer

INCIDENT # (ENV. SERVICES): 9 7 2 1 6 6 4 0

☐ CHECK IF NO INCIDENT # APPLIES

DATE: 1-Feb-12

PAGE: 1 of 1

PO #:

SAP #: 3 4 0 0 6 1

SAMPLING COMPANY: URS CORPORATION

LOG CODE:

SITE ADDRESS: Street and City: 900 SOUTH CENTRAL AVE – ROXANA

State: IL

GLOBAL ID NO.:

ADDRESS: 1001 HIGHLANDS PLAZA DRIVE WEST - SUITE 300; ST. LOUIS, MO 63110

EDF DELIVERABLE TO (Name, Company, Office Location): Elizabeth Kunkel, URS, St. Louis

PHONE NO.: 314-743-4179

E-MAIL: elizabeth.kunkel@urs.com

CONSULTANT PROJECT NAME/#: Roxana Soil Vapor

Laboratory Address: Air Toxics, LTD 180 Blue Ravine Road, Suite B, Folsom, CA 95630-4719

TELEPHONE: 314-429-0100

FAX: 314-429-0462

Bill To Contact E-MAIL: dave.palmer@urs.com

SAMPLER NAME(S) (PRINT): M. Miller, S. Voss, L. Reinhow, D. Mellingly, C. Williams, C. Smith, C. Kreizer

TURNAROUND TIME (CALENDAR DAYS):
☒ STANDARD (14 DAY) ☐ 5 DAYS ☐ 3 DAYS ☐ 2 DAYS ☐ 24 HOURS ☐ RESULTS NEEDED ON WEEKEND

☐ LA - RWQCB REPORT FORMAT ☒ UST AGENCY:

DELIVERABLES: ☐ LEVEL 1 ☐ LEVEL 2 ☐ LEVEL 3 ☒ LEVEL 4 ☐ OTHER (SPECIFY) _____

☒ SHELL CONTRACT RATE APPLIES
☐ STATE REIMBURSEMENT RATE APPLIES
☐ EDD NOT NEEDED
☒ RECEIPT VERIFICATION REQUESTED

REQUESTED ANALYSIS

LAB USE ONLY	Field Sample Identification	SAMPLING DATE	SAMPLING TIME	Canister Number	Canister Pressure/Vacuum Initial	Final	Receipt	Final (psi)	Modified TO-15 + Butane & Isopentane	ASTM D-1946 + Helium	ASTM D-1946		Sample PID (ppm)
01	VMP-3-22-013012	01/30/12	0816 - 0947	356	-28	-8			X	X			
02	VMP-5-5-013012	01/30/12	1206 - 1336	3107	-29	-8			X	X			
03	VMP-5-12.5-013012	01/30/12	1419 - 1450	2554	-29	-9			X	X			
04	VMP-6-5-013112	01/31/12	1026 - 1102	20060	-30	-7			X	X			
05	VMP-7-5-013112	01/31/12	1345 - 1420	2180	-29.5	-7.5			X	X			
06	VMP-25-5-013112	01/31/12	0853 - 0925	3516	-30	-8.5			X	X			

Turn Around Time: ☒ Normal ☐ Rush ☐ Specify

Lab Use Only
Pressurized by:
Date:
Pressurization Gas: N_2 He

ADDITIONAL NOTES:
- 14 day hold time
- Report results between MDL and RL
- Level IV ECVP

Relinquished by (Signature)	Received by (Signature)	Date	Time
[signature]	FEDEX	02/01/12	[illegible]
Relinquished by (Signature)	Received by (Signature) [signature]	2.2.12	0850
Relinquished by (Signature)	Received by (Signature)		

09/2006 Revision

FedEx

CUSTODY SEAL
IN NOTE

Air Toxics LTD.
Laboratory Services Since 1989

2/15/2012
Ms. Elizabeth Kunkel
URS Corporation
1001 Highlands Plaza Dr. West
Suite 300
St. Louis MO 63110

Project Name: Roxana Soil Vapor
Project #: 21562735.00011
Workorder #: 1202066B

Dear Ms. Elizabeth Kunkel

The following report includes the data for the above referenced project for sample(s) received on 2/2/2012 at Air Toxics Ltd.

The data and associated QC analyzed by Modified ASTM D-1946 are compliant with the project requirements or laboratory criteria with the exception of the deviations noted in the attached case narrative.

Thank you for choosing Air Toxics Ltd. for your air analysis needs. Air Toxics Ltd. is committed to providing accurate data of the highest quality. Please feel free to contact the Project Manager: Kelly Buettner at 916-985-1000 if you have any questions regarding the data in this report.

Regards,

Kelly Buettner

Kelly Buettner
Project Manager

180 BLUE RAVINE ROAD, SUITE B FOLSOM, CA - 95630
(916) 985-1000 .FAX (916) 985-1020
Hours 6:30 A.M to 5:30 PST

Air Toxics LTD.
Laboratory Services Since 1989

WORK ORDER #: 1202066B

Work Order Summary

CLIENT:	Ms. Elizabeth Kunkel URS Corporation 1001 Highlands Plaza Dr. West Suite 300 St. Louis, MO 63110	**BILL TO:**	Accounts Payable Austin URS Corporation P.O. BOX 203970 Austin, TX 78720-1088
PHONE:	314-743-4179	**P.O. #**	21562593.00009
FAX:		**PROJECT #**	21562735.00011 Roxana Soil Vapor
DATE RECEIVED:	02/02/2012	**CONTACT:**	Kelly Buettner
DATE COMPLETED:	02/15/2012		

FRACTION #	NAME	TEST	RECEIPT VAC./PRES.	FINAL PRESSURE
01A	VMP-3-22-013012	Modified ASTM D-1946	7.0 "Hg	5 psi
02A	VMP-5-5-013012	Modified ASTM D-1946	8.5 "Hg	5 psi
03A	VMP-5-12.5-013012	Modified ASTM D-1946	10.0 "Hg	5 psi
04A	VMP-6-5-013112	Modified ASTM D-1946	6.5 "Hg	5 psi
05A	VMP-7-5-013112	Modified ASTM D-1946	7.0 "Hg	5 psi
06A	VMP-25-5-013112	Modified ASTM D-1946	8.0 "Hg	5 psi
07A	Lab Blank	Modified ASTM D-1946	NA	NA
07B	Lab Blank	Modified ASTM D-1946	NA	NA
08A	LCS	Modified ASTM D-1946	NA	NA
08AA	LCSD	Modified ASTM D-1946	NA	NA

CERTIFIED BY: _____ DATE: 02/15/12

Laboratory Director

Certfication numbers: AZ Licensure AZ0719, CA NELAP - 02110CA, LA NELAP - 02089, NY NELAP - 11291, TX NELAP - T104704434-11-3, UT NELAP -CA009332011-1, WA NELAP - C935
Name of Accrediting Agency: NELAP/Florida Department of Health, Scope of Application: Clean Air Act, Accreditation number: E87680, Effective date: 07/01/11 , Expiration date: 06/30/12.
Air Toxics Ltd. certifies that the test results contained in this report meet all requirements of the NELAC standards

This report shall not be reproduced, except in full, without the written approval of Air Toxics Ltd.

180 BLUE RAVINE ROAD, SUITE B FOLSOM, CA - 95630
(916) 985-1000 . (800) 985-5955 . FAX (916) 985-1020

LABORATORY NARRATIVE
Modified ASTM D-1946
URS Corporation
Workorder# 1202066B

Six 1 Liter Summa Canister samples were received on February 02, 2012. The laboratory performed analysis via Modified ASTM Method D-1946 for Methane and fixed gases in air using GC/FID or GC/TCD. The method involves direct injection of 1.0 mL of sample.

On the analytical column employed for this analysis, Oxygen coelutes with Argon. The corresponding peak is quantitated as Oxygen.

Since Nitrogen is used to pressurize samples, the reported Nitrogen values are calculated by adding all the sample components and subtracting from 100%.

Method modifications taken to run these samples are summarized in the table below. Specific project requirements may over-ride the ATL modifications.

Requirement	*ASTM D-1946*	*ATL Modifications*
Calibration	A single point calibration is performed using a reference standard closely matching the composition of the unknown.	A 3-point calibration curve is performed. Quantitation is based on a daily calibration standard which may or may not resemble the composition of the associated samples.
Reference Standard	The composition of any reference standard must be known to within 0.01 mol % for any component.	The standards used by ATL are blended to a >/= 95% accuracy.
Sample Injection Volume	Components whose concentrations are in excess of 5 % should not be analyzed by using sample volumes greater than 0.5 mL.	The sample container is connected directly to a fixed volume sample loop of 1.0 mL on the GC. Linear range is defined by the calibration curve. Bags are loaded by vacuum.
Normalization	Normalize the mole percent values by multiplying each value by 100 and dividing by the sum of the original values. The sum of the original values should not differ from 100% by more than 1.0%.	Results are not normalized. The sum of the reported values can differ from 100% by as much as 15%, either due to analytical variability or an unusual sample matrix.
Precision	Precision requirements established at each concentration level.	Duplicates should agree within 25% RPD for detections > 5 X's the RL.

Receiving Notes

There were no receiving discrepancies.

Analytical Notes

As per project specific client request the laboratory has reported estimated values for target compound hits that are below the Reporting Limit but greater than the Method Detection Limit. Concentrations that are below the level at which the canister was certified may be false positives.

Definition of Data Qualifying Flags

Seven qualifiers may have been used on the data analysis sheets and indicate as follows:
B - Compound present in laboratory blank greater than reporting limit.
J - Estimated value.
E - Exceeds instrument calibration range.
S - Saturated peak.
Q - Exceeds quality control limits.
U - Compound analyzed for but not detected above the detection limit.
M - Reported value may be biased due to apparent matrix interferences.
File extensions may have been used on the data analysis sheets and indicates as follows:
a-File was requantified
b-File was quantified by a second column and detector
r1-File was requantified for the purpose of reissue

Air Toxics LTD.
Laboratory Services Since 1989

Summary of Detected Compounds
NATURAL GAS ANALYSIS BY MODIFIED ASTM D-1946

Client Sample ID: VMP-3-22-013012

Lab ID#: 1202066B-01A

Compound	Rpt. Limit (%)	Amount (%)
Oxygen	0.18	11
Nitrogen	0.18	82
Methane	0.00018	0.0028
Carbon Dioxide	0.018	6.8
Helium	0.088	0.0072 J

Client Sample ID: VMP-5-5-013012

Lab ID#: 1202066B-02A

Compound	Rpt. Limit (%)	Amount (%)
Oxygen	0.19	12
Nitrogen	0.19	80
Methane	0.00019	0.000052 J
Carbon Dioxide	0.019	7.7

Client Sample ID: VMP-5-12.5-013012

Lab ID#: 1202066B-03A

Compound	Rpt. Limit (%)	Amount (%)
Oxygen	0.20	12
Nitrogen	0.20	80
Methane	0.00020	0.000036 J
Carbon Dioxide	0.020	8.2
Helium	0.10	0.016 J

Client Sample ID: VMP-6-5-013112

Lab ID#: 1202066B-04A

Compound	Rpt. Limit (%)	Amount (%)
Oxygen	0.17	12
Nitrogen	0.17	78

Air Toxics LTD.
Laboratory Services Since 1989

Summary of Detected Compounds
NATURAL GAS ANALYSIS BY MODIFIED ASTM D-1946

Client Sample ID: VMP-6-5-013112

Lab ID#: 1202066B-04A

Methane	0.00017	0.00097
Carbon Dioxide	0.017	9.4
Helium	0.086	0.020 J

Client Sample ID: VMP-7-5-013112

Lab ID#: 1202066B-05A

Compound	Rpt. Limit (%)	Amount (%)
Oxygen	0.18	7.2
Nitrogen	0.18	82
Methane	0.00018	0.000017 J
Carbon Dioxide	0.018	11

Client Sample ID: VMP-25-5-013112

Lab ID#: 1202066B-06A

Compound	Rpt. Limit (%)	Amount (%)
Oxygen	0.18	11
Nitrogen	0.18	86
Methane	0.00018	0.00010 J
Carbon Dioxide	0.018	2.5

Air Toxics LTD.
Laboratory Services Since 1989

Client Sample ID: VMP-3-22-013012

Lab ID#: 1202066B-01A

NATURAL GAS ANALYSIS BY MODIFIED ASTM D-1946

File Name:	9020320	Date of Collection:	1/30/12 8:47:00 AM
Dil. Factor:	1.75	Date of Analysis:	2/3/12 04:35 PM

Compound	Rpt. Limit (%)	Amount (%)
Oxygen	0.18	11
Nitrogen	0.18	82
Carbon Monoxide	0.018	Not Detected
Methane	0.00018	0.0028
Carbon Dioxide	0.018	6.8
Ethane	0.0018	Not Detected
Ethene	0.0018	Not Detected
Helium	0.088	0.0072 J

J = Estimated value.

Container Type: 1 Liter Summa Canister

Air Toxics LTD.
Laboratory Services Since 1989

Client Sample ID: VMP-5-5-013012

Lab ID#: 1202066B-02A

NATURAL GAS ANALYSIS BY MODIFIED ASTM D-1946

File Name:	**9020321**	**Date of Collection:**	**1/30/12 12:36:00 PM**
Dil. Factor:	**1.87**	**Date of Analysis:**	**2/3/12 04:59 PM**

Compound	**Rpt. Limit (%)**	**Amount (%)**
Oxygen	0.19	12
Nitrogen	0.19	80
Carbon Monoxide	0.019	Not Detected
Methane	0.00019	0.000052 J
Carbon Dioxide	0.019	7.7
Ethane	0.0019	Not Detected
Ethene	0.0019	Not Detected
Helium	0.094	Not Detected

J = Estimated value.

Container Type: 1 Liter Summa Canister

Air Toxics LTD.
Laboratory Services Since 1989

Client Sample ID: VMP-5-12.5-013012

Lab ID#: 1202066B-03A

NATURAL GAS ANALYSIS BY MODIFIED ASTM D-1946

File Name:	**9020322**	**Date of Collection:**	**1/30/12 2:50:00 PM**
Dil. Factor:	**2.01**	**Date of Analysis:**	**2/3/12 05:24 PM**

Compound	**Rpt. Limit (%)**	**Amount (%)**
Oxygen	0.20	12
Nitrogen	0.20	80
Carbon Monoxide	0.020	Not Detected
Methane	0.00020	0.000036 J
Carbon Dioxide	0.020	8.2
Ethane	0.0020	Not Detected
Ethene	0.0020	Not Detected
Helium	0.10	0.016 J

J = Estimated value.

Container Type: 1 Liter Summa Canister

Air Toxics LTD.
Laboratory Services Since 1989

Client Sample ID: VMP-6-5-013112

Lab ID#: 1202066B-04A

NATURAL GAS ANALYSIS BY MODIFIED ASTM D-1946

File Name:	**9020323**	**Date of Collection:**	**1/31/12 11:02:00 AM**
Dil. Factor:	**1.71**	**Date of Analysis:**	**2/3/12 05:46 PM**

Compound	**Rpt. Limit (%)**	**Amount (%)**
Oxygen	0.17	12
Nitrogen	0.17	78
Carbon Monoxide	0.017	Not Detected
Methane	0.00017	0.00097
Carbon Dioxide	0.017	9.4
Ethane	0.0017	Not Detected
Ethene	0.0017	Not Detected
Helium	0.086	0.020 J

J = Estimated value.

Container Type: 1 Liter Summa Canister

Air Toxics LTD.
Laboratory Services Since 1989

Client Sample ID: VMP-7-5-013112

Lab ID#: 1202066B-05A

NATURAL GAS ANALYSIS BY MODIFIED ASTM D-1946

File Name:	9020324	Date of Collection:	1/31/12 2:20:00 PM
Dil. Factor:	1.75	Date of Analysis:	2/3/12 06:08 PM

Compound	Rpt. Limit (%)	Amount (%)
Oxygen	0.18	7.2
Nitrogen	0.18	82
Carbon Monoxide	0.018	Not Detected
Methane	0.00018	0.000017 J
Carbon Dioxide	0.018	11
Ethane	0.0018	Not Detected
Ethene	0.0018	Not Detected
Helium	0.088	Not Detected

J = Estimated value.

Container Type: 1 Liter Summa Canister

Air Toxics LTD.
Laboratory Services Since 1989

Client Sample ID: VMP-25-5-013112

Lab ID#: I202066B-06A

NATURAL GAS ANALYSIS BY MODIFIED ASTM D-1946

File Name:	**9020325**	**Date of Collection:**	**1/31/12 9:25:00 AM**
Dil. Factor:	**1.83**	**Date of Analysis:**	**2/3/12 06:29 PM**

Compound	Rpt. Limit (%)	Amount (%)
Oxygen	0.18	11
Nitrogen	0.18	86
Carbon Monoxide	0.018	Not Detected
Methane	0.00018	0.00010 J
Carbon Dioxide	0.018	2.5
Ethane	0.0018	Not Detected
Ethene	0.0018	Not Detected
Helium	0.092	Not Detected

J = Estimated value.

Container Type: 1 Liter Summa Canister

Air Toxics LTD.
Laboratory Services Since 1989

Client Sample ID: Lab Blank

Lab ID#: 1202066B-07A

NATURAL GAS ANALYSIS BY MODIFIED ASTM D-1946

File Name:	9020305a	Date of Collection: NA	
Dil. Factor:	1.00	Date of Analysis: 2/3/12 07:04 AM	

Compound	Rpt. Limit (%)	Amount (%)
Oxygen	0.10	0.025 J
Nitrogen	0.10	0.044 J
Carbon Monoxide	0.010	Not Detected
Methane	0.00010	Not Detected
Carbon Dioxide	0.010	Not Detected
Ethane	0.0010	Not Detected
Ethene	0.0010	Not Detected

J = Estimated value.

Container Type: NA - Not Applicable

Air Toxics LTD.
Laboratory Services Since 1989

Client Sample ID: Lab Blank

Lab ID#: 1202066B-07B

NATURAL GAS ANALYSIS BY MODIFIED ASTM D-1946

File Name:	9020304ba	Date of Collection: NA	
Dil. Factor:	1.00	Date of Analysis: 2/2/12 10:08 PM	

Compound	Rpt. Limit (%)	Amount (%)
Helium	0.050	Not Detected

Container Type: NA - Not Applicable

Air Toxics LTD.
Laboratory Services Since 1989

Client Sample ID: LCS

Lab ID#: 1202066B-08A

NATURAL GAS ANALYSIS BY MODIFIED ASTM D-1946

File Name:	9020302	Date of Collection: NA
Dil. Factor:	1.00	Date of Analysis: 2/2/12 08:25 PM

Compound	%Recovery
Oxygen	100
Nitrogen	101
Carbon Monoxide	101
Methane	99
Carbon Dioxide	100
Ethane	102
Ethene	100
Helium	94

Container Type: NA - Not Applicable

Air Toxics LTD.
Laboratory Services Since 1989

Client Sample ID: LCSD

Lab ID#: 1202066B-08AA

NATURAL GAS ANALYSIS BY MODIFIED ASTM D-1946

File Name:	9020327	Date of Collection: NA	
Dil. Factor:	1.00	Date of Analysis: 2/3/12 07:11 PM	

Compound	%Recovery
Oxygen	100
Nitrogen	101
Carbon Monoxide	98
Methane	98
Carbon Dioxide	100
Ethane	101
Ethene	99
Helium	93

Container Type: NA - Not Applicable

Shell Oil Products Chain Of Custody Record

URS

Air Toxics LTD.
Project Name: Roxana Soil Vapor
Project # 21562735.00011
Lab Vendor #

Please Check Appropriate Box:
- ☑ ENV. SERVICES
- ☐ MOTIVA RETAIL
- ☐ SHELL RETAIL
- ☐ MOTIVA SOLICM
- ☐ CONSULTANT
- ☐ LUBES
- ☐ SHELL PIPELINE
- ☐ OTHER _____

Print Bill To Contact Name: Dave Palmer

PO #:

INCIDENT # (ENV. SERVICES): 9 7 2 1 6 6 4 0

☐ CHECK IF NO INCIDENT # APPLIES

SAP #: 3 4 0 0 6 1

DATE: 1-Feb-12

PAGE: 1 of 1

SAMPLING COMPANY: URS CORPORATION

LDD CODE:

SITE ADDRESS: Street and City: 900 SOUTH CENTRAL AVE -- ROXANA

State: IL

GLOBAL ID NO.:

ADDRESS: 1001 HIGHLANDS PLAZA DRIVE WEST - SUITE 300; ST. LOUIS, MO 63110

EDF DELIVERABLE TO (Name, Company, Office Location): Elizabeth Kunkel, URS, St. Louis

PHONE NO.: 314-743-4179

E-MAIL: elizabeth.kunkel@urs.com

CONSULTANT PROJECT NAME: Roxana Soil Vapor

LABORATORY ADDRESS: Air Toxics, LTD 180 Blue Ravine Road, Suite B, Folsom, CA 95630-4719

TELEPHONE: 314-429-0100

FAX: 314-429-0462

ON TO CONTACT E-MAIL: dave.palmer@urs.com

SAMPLER NAME(S) (PRINT): M. Miller, S. Voss, L. Rehnow, D. Mellingly, C. Williams, C. Smith, C. Kleizer

TURNAROUND TIME (CALENDAR DAYS): ☑ STANDARD (14 DAY) ☐ 5 DAYS ☐ 3 DAYS ☐ 2 DAYS ☐ 24 HOURS ☐ RESULTS NEEDED ON WEEKEND

☐ LA - RWQCB REPORT FORMAT ☑ LIST AGENCY:

DELIVERABLES: ☐ LEVEL 1 ☐ LEVEL 2 ☐ LEVEL 3 ☑ LEVEL 4 ☐ OTHER (SPECIFY) _____

☑ SHELL CONTRACT RATE APPLIES
☐ STATE REIMBURSEMENT RATE APPLIES
☐ EDD NOT NEEDED
☑ RECEIPT VERIFICATION REQUESTED

REQUESTED ANALYSIS

Turn Around Time: ☑ Normal ☐ Rush ☐ Specify

Lab Use Only
Pressurized by:
Date:
Pressurization Gas: N_2 He

LAB USE ONLY	Field Sample Identification	SAMPLING DATE	SAMPLING TIME	Canister Number	Canister Pressure/Vacuum Initial	Final	Receipt	Final (psi)	Modified TO-15 + Butane & Isopentane	ASTM D-1946 + Helium	ASTM D-1946		Sample PID (ppm)
01	VMP-3-22-013012	01/30/12	0816 - 0847	386	-28	-8			X	X			
02	VMP-5-5-013012	01/30/12	1206 - 1236	3107	-29	-8			X	X			
03	VMP-5-12.5-013012	01/30/12	1419 - 1450	2554	-29	-9			X	X			
04	VMP-6-5-013112	01/31/12	1026 - 1102	20060	-30	-7			X	X			
05	VMP-7-5-013112	01/31/12	1345 - 1420	2180	-29.5	-7.5			X	X			
06	VMP-25-5-013112	01/31/12	0651 - 0724	3516	-30	-8.5			X	X			

ADDITIONAL NOTES:
- 14 day hold time
- Report results between MDL and RL
- Level IV ECVP

Relinquished by: (Signature)	Received by: (Signature)	Date	Time
[signature]	FEDEX	02/01/12	[illegible]
Relinquished by: (Signature)	Received by: (Signature)	Date	Time
	[signature]	2-2-12	0850
Relinquished by: (Signature)	Received by: (Signature)	Date	Time

05/2008 Revision

FedEx

Y N

Roxana Soil Vapor Quarterly – 1st Quarter 2012 Data Review

Laboratory SDG: 1202072AR1, BR1

Data Reviewer: Melissa Mansker

Peer Reviewer: Elizabeth Kunkel

Date Reviewed: 2/24/2012

Guidance: USEPA National Functional Guidelines for Superfund Organic Methods Data Review 2008

Sample Identification	Sample Identification
VMP-25-21-013112	VMP-25-21-013112-DUP
VMP-1-23.5-013112	VMP-6-10-013112
VMP-6-31.5-013112	VMP-6-39-013112
VMP-7-13.5-013112	VMP-7-13.5-013112-DUP
VMP-7-29.5-020112	VMP-7-38-020112
VMP-15-5-020112	VMP-15-21.5-020112

1.0 Data Package Completeness

Were all items delivered as specified in the QAPP and COC as appropriate?

Yes

2.0 Laboratory Case Narrative \ Cooler Receipt Form

Were problems noted in the laboratory case narrative or cooler receipt form?

Yes, the laboratory case narrative indicated samples VMP-25-21-013112 and VMP-25-21-013112-DUP were diluted and re-analyzed to bring the highest level target analytes within the calibration range of the instrument. Results for the highest level target analytes were reported from the re-analysis runs and the remaining compounds were reported from the original analyses. Samples were diluted due to high levels of target analytes. TO-15 LCS recoveries and LCS/LCSD RPDs were outside evaluation criteria. TO-15 surrogate 1,2-dichloroethane-d_4 was outside evaluation criteria in several samples. The base reporting limits for bromoform, 1,2,4-trichlorobenzene, and alpha-chlorotoluene were raised to bring these compounds within the linear calibration range of the instrument. The laboratory report was re-issued (1202072AR1, BR1) to correct a laboratory sample ID transcription error in reporting sample VMP-15-21.5-020112. Although not indicated in the laboratory case narrative, analytes were detected in the method blank. The compound helium was qualified due to a greater than two times (2X) the reporting level difference between results in field duplicate pair, VMP-7-13.5-013112/VMP-7-13.5-013112-DUP. These issues are addressed further in the appropriate sections below.

No issues or discrepancies were noted in the cooler receipt form.

3.0 Holding Times

Were samples extracted/analyzed within applicable limits?

Yes

4.0 Blank Contamination

Were any analytes detected in the Blanks?

Yes

Blank ID	Parameter	Analyte	Concentration/ Amount
1202072AR1-13B	TO-15	Ethanol	4.1 ppbv /7.7 µg/m^3
1202072BR1-13A	Natural gases	Oxygen	0.025 %
1202072BR1-13A	Natural gases	Nitrogen	0.044 %

Analytical data that were reported non-detect or at concentrations greater than five times (5X) the associated blank concentration did not require qualification. No qualification of data was required.

5.0 Laboratory Control Sample

Were LCS recoveries within evaluation criteria?

No

LCS/ LCSD ID	Parameter	Analyte	LCS/LCSD Recovery	RPD	LCS/LCSD /RPD Criteria
1202072AR1-15B/BB	TO-15	1,2,4-Trimethylbenzene	**68**/85	22	70-130/25
1202072AR1-15B/BB	TO-15	1,2,4-Tichlorobenzene	**61**/95	**44**	70-130/25
1202072AR1-15B/BB	TO-15	Hexachlorobutadiene	70/106	**41**	70-130/25

Analytical data that required qualification based on LCS data are included in the following table. LCS samples are not qualified based on RPD alone and LCS recoveries for hexachlorobutadiene were within acceptance criteria, and therefore, did not require qualification.

Field ID	Parameter	Analyte	Qualification
VMP-7-29.5-020112	TO-15	1,2,4-Trimethylbenzene	**UJ**
VMP-7-29.5-020112	TO-15	1,2,4-Tichlorobenzene	**UJ**
VMP-7-38-020112	TO-15	1,2,4-Trimethylbenzene	**UJ**
VMP-7-38-020112	TO-15	1,2,4-Tichlorobenzene	**UJ**
VMP-15-5-020112	TO-15	1,2,4-Trimethylbenzene	**J**
VMP-15-5-020112	TO-15	1,2,4-Tichlorobenzene	**UJ**
VMP-15-21.5-020112	TO-15	1,2,4-Trimethylbenzene	**UJ**
VMP-15-21.5-020112	TO-15	1,2,4-Tichlorobenzene	**UJ**

6.0 Surrogate Recoveries

Were surrogate recoveries within evaluation criteria?

No

Sample ID	Parameter	Surrogate	Recovery	Criteria
VMP-6-10-013112	TO-15	1,2-Dichloroethane-d_4	**140**	70-130
VMP-6-31.5-013112	TO-15	1,2-Dichloroethane-d_4	**139**	70-130
VMP-6-39-013112	TO-15	1,2-Dichloroethane-d_4	**148**	70-130
VMP-7-13.5-013112	TO-15	1,2-Dichloroethane-d_4	**136**	70-130
VMP-7-13.5-013112-DUP	TO-15	1,2-Dichloroethane-d_4	**140**	70-130
VMP-7-29.5-020112	TO-15	1,2-Dichloroethane-d_4	**178**	70-130
VMP-7-38-020112	TO-15	1,2-Dichloroethane-d_4	**173**	70-130
VMP-15-21.5-020112	TO-15	1,2-Dichloroethane-d_4	**148**	70-130

Analytical data that required qualification based on surrogate data are in included in the table below. Analytical data reported as non-detect and associated with surrogate recoveries above evaluation criteria, indicating a possible high bias, did not require qualification.

Sample ID	Parameter	Analyte	Qualification
VMP-6-10-013112	TO-15	Hexane	**J**
VMP-6-10-013112	TO-15	Cyclohexane	**J**
VMP-6-10-013112	TO-15	2,2,4-Trimethylpentane	**J**
VMP-6-10-013112	TO-15	Benzene	**J**
VMP-6-10-013112	TO-15	Heptane	**J**
VMP-6-10-013112	TO-15	Butane	**J**
VMP-6-10-013112	TO-15	Isopentane	**J**
VMP-6-31.5-013112	TO-15	Hexane	**J**
VMP-6-31.5-013112	TO-15	Cyclohexane	**J**
VMP-6-31.5-013112	TO-15	2,2,4-Trimethylpentane	**J**
VMP-6-31.5-013112	TO-15	Benzene	**J**
VMP-6-31.5-013112	TO-15	Heptane	**J**
VMP-6-31.5-013112	TO-15	Ethyl benzene	**J**
VMP-6-31.5-013112	TO-15	m,p-Xylene	**J**
VMP-6-31.5-013112	TO-15	Propylbenzene	**J**
VMP-6-31.5-013112	TO-15	Butane	**J**
VMP-6-31.5-013112	TO-15	Isopentane	**J**
VMP-6-39-013112	TO-15	Hexane	**J**
VMP-6-39-013112	TO-15	Cyclohexane	**J**
VMP-6-39-013112	TO-15	2,2,4-Trimethylpentane	**J**
VMP-6-39-013112	TO-15	Benzene	**J**
VMP-6-39-013112	TO-15	Ethyl benzene	**J**
VMP-6-39-013112	TO-15	m,p-Xylene	**J**
VMP-6-39-013112	TO-15	Cumene	**J**
VMP-6-39-013112	TO-15	Propylbenzene	**J**
VMP-6-39-013112	TO-15	Butane	**J**
VMP-6-39-013112	TO-15	Isopentane	**J**
VMP-7-13.5-013112	TO-15	Ethanol	**J**
VMP-7-13.5-013112	TO-15	Acetone	**J**
VMP-7-13.5-013112	TO-15	2-Propanol	**J**
VMP-7-13.5-013112	TO-15	Hexane	**J**

Sample ID	Parameter	Analyte	Qualification
VMP-7-13.5-013112	TO-15	2-Butanone (Methyl ethyl ketone)	**J**
VMP-7-13.5-013112	TO-15	Cyclohexane	**J**
VMP-7-13.5-013112	TO-15	2,2,4-Trimethylpentane	**J**
VMP-7-13.5-013112	TO-15	Benzene	**J**
VMP-7-13.5-013112	TO-15	Toluene	**J**
VMP-7-13.5-013112	TO-15	Butane	**J**
VMP-7-13.5-013112	TO-15	Isopentane	**J**
VMP-7-13.5-013112-DUP	TO-15	Ethanol	**J**
VMP-7-13.5-013112-DUP	TO-15	Acetone	**J**
VMP-7-13.5-013112-DUP	TO-15	2-Propanol	**J**
VMP-7-13.5-013112-DUP	TO-15	Hexane	**J**
VMP-7-13.5-013112-DUP	TO-15	2-Butanone (Methyl ethyl ketone)	**J**
VMP-7-13.5-013112-DUP	TO-15	Cyclohexane	**J**
VMP-7-13.5-013112-DUP	TO-15	2,2,4-Trimethylpentane	**J**
VMP-7-13.5-013112-DUP	TO-15	Benzene	**J**
VMP-7-13.5-013112-DUP	TO-15	Butane	**J**
VMP-7-13.5-013112-DUP	TO-15	Isopentane	**J**
VMP-7-29.5-020112	TO-15	Chloroethane	**J**
VMP-7-29.5-020112	TO-15	Hexane	**J**
VMP-7-29.5-020112	TO-15	Cyclohexane	**J**
VMP-7-29.5-020112	TO-15	2,2,4-Trimethylpentane	**J**
VMP-7-29.5-020112	TO-15	Benzene	**J**
VMP-7-29.5-020112	TO-15	Heptane	**J**
VMP-7-29.5-020112	TO-15	Cumene	**J**
VMP-7-29.5-020112	TO-15	Propylbenzene	**J**
VMP-7-29.5-020112	TO-15	Butane	**J**
VMP-7-29.5-020112	TO-15	Isopentane	**J**
VMP-7-38-020112	TO-15	Hexane	**J**
VMP-7-38-020112	TO-15	Cyclohexane	**J**
VMP-7-38-020112	TO-15	2,2,4-Trimethylpentane	**J**
VMP-7-38-020112	TO-15	Benzene	**J**
VMP-7-38-020112	TO-15	Heptane	**J**
VMP-7-38-020112	TO-15	Cumene	**J**
VMP-7-38-020112	TO-15	Propylbenzene	**J**
VMP-7-38-020112	TO-15	Butane	**J**
VMP-7-38-020112	TO-15	Isopentane	**J**
VMP-15-21.5-020112	TO-15	Carbon disulfide	**J**
VMP-15-21.5-020112	TO-15	2,2,4-Trimethypentane	**J**
VMP-15-21.5-020112	TO-15	Benzene	**J**
VMP-15-21.5-020112	TO-15	Isopentane	**J**

7.0 Matrix Spike and Matrix Spike Duplicate Recoveries

Were MS/MSD samples analyzed as part of this SDG?

MS/MSD samples are not applicable for vapor samples, due to the inability to spike the samples.

8.0 Laboratory Duplicate Results

Were laboratory duplicate samples collected as part of this SDG?

No

9.0 Field Duplicate Results

Were field duplicate samples collected as part of this SDG?

Yes

Field ID	Field Duplicate ID
VMP-25-21-013112	VMP-25-21-013112-DUP
VMP-7-13.5-013112	VMP-7-13.5-013112-DUP

Were field duplicate sample RPDs within evaluation criteria?

No

Field ID	Field Duplicate ID	Parameter	Analyte	RPD	Qualification
VMP-7-13.5-013112	VMP-7-13.5-013112-DUP	Natural gases	Helium	**>2X RL**	**J/UJ**

10.0 Sample Dilutions

For samples that were diluted and nondetect, were undiluted results also reported?

Not applicable; analytes were detected in samples that were diluted.

11.0 Additional Qualifications

Were additional qualifications applied?

No

Air Toxics LTD.
Laboratory Services Since 1989

2/22/2012
Ms. Elizabeth Kunkel
URS Corporation
1001 Highlands Plaza Dr. West
Suite 300
St. Louis MO 63110

Project Name: Roxana Soil Vapor
Project #: 21562735.00011
Workorder #: 1202072AR1

Dear Ms. Elizabeth Kunkel

The following report includes the data for the above referenced project for sample(s) received on 2/2/2012 at Air Toxics Ltd.

The data and associated QC analyzed by Modified TO-15 are compliant with the project requirements or laboratory criteria with the exception of the deviations noted in the attached case narrative.

Thank you for choosing Air Toxics Ltd. for your air analysis needs. Air Toxics Ltd. is committed to providing accurate data of the highest quality. Please feel free to contact the Project Manager: Kelly Buettner at 916-985-1000 if you have any questions regarding the data in this report.

Regards,

Kelly Buettner

Kelly Buettner
Project Manager

Reviewed on 2/24/2012

Air Toxics LTD.
Laboratory Services Since 1989

WORK ORDER #: 1202072AR1

Work Order Summary

CLIENT:	Ms. Elizabeth Kunkel URS Corporation 1001 Highlands Plaza Dr. West Suite 300 St. Louis, MO 63110	**BILL TO:**	Accounts Payable Austin URS Corporation P.O. BOX 203970 Austin, TX 78720-1088
PHONE:	314-743-4179	**P.O. #**	21562593.00009
FAX:		**PROJECT #**	21562735.00011 Roxana Soil Vapor
DATE RECEIVED:	02/02/2012	**CONTACT:**	Kelly Buettner
DATE COMPLETED:	02/15/2012		
DATE REISSUED:	02/22/2012		

FRACTION #	NAME	TEST	RECEIPT VAC./PRES.	FINAL PRESSURE
01A	VMP-25-21-013112	Modified TO-15	7.0 "Hg	5 psi
01B	VMP-25-21-013112	Modified TO-15	7.0 "Hg	5 psi
02A	VMP-25-21-013112-DUP	Modified TO-15	7.0 "Hg	5 psi
02B	VMP-25-21-013112-DUP	Modified TO-15	7.0 "Hg	5 psi
03A	VMP-1-23.5-013112	Modified TO-15	6.0 "Hg	5 psi
04A	VMP-6-10-013112	Modified TO-15	7.5 "Hg	5 psi
05A	VMP-6-31.5-013112	Modified TO-15	6.5 "Hg	5 psi
06A	VMP-6-39-013112	Modified TO-15	6.5 "Hg	5 psi
07A	VMP-7-13.5-013112	Modified TO-15	7.5 "Hg	5 psi
08A	VMP-7-13.5-013112-DUP	Modified TO-15	8.0 "Hg	5 psi
09A	VMP-7-29.5-020112	Modified TO-15	7.0 "Hg	5 psi
10A	VMP-7-38-020112	Modified TO-15	6.0 "Hg	5 psi
11A	VMP-15-5-020112	Modified TO-15	6.5 "Hg	5 psi
12A	VMP-15-21.5-020112	Modified TO-15	6.0 "Hg	5 psi
13A	Lab Blank	Modified TO-15	NA	NA
13B	Lab Blank	Modified TO-15	NA	NA
14A	CCV	Modified TO-15	NA	NA

Continued on next page

180 BLUE RAVINE ROAD, SUITE B FOLSOM, CA - 95630
(916) 985-1000 . (800) 985-5955 . FAX (916) 985-1020

Air Toxics LTD.
Laboratory Services Since 1989

WORK ORDER #: 1202072AR1

Work Order Summary

CLIENT:	Ms. Elizabeth Kunkel URS Corporation 1001 Highlands Plaza Dr. West Suite 300 St. Louis, MO 63110	**BILL TO:**	Accounts Payable Austin URS Corporation P.O. BOX 203970 Austin, TX 78720-1088
PHONE:	314-743-4179	**P.O. #**	21562593.00009
FAX:		**PROJECT #**	21562735.00011 Roxana Soil Vapor
DATE RECEIVED:	02/02/2012	**CONTACT:**	Kelly Buettner
DATE COMPLETED:	02/15/2012		
DATE REISSUED:	02/22/2012		

FRACTION #	NAME	TEST	RECEIPT VAC./PRES.	FINAL PRESSURE
14B	CCV	Modified TO-15	NA	NA
15A	LCS	Modified TO-15	NA	NA
15AA	LCSD	Modified TO-15	NA	NA
15B	LCS	Modified TO-15	NA	NA
15BB	LCSD	Modified TO-15	NA	NA

CERTIFIED BY: Linda D. Freeman DATE: 02/22/12

Laboratory Director

Certfication numbers: AZ Licensure AZ0719, CA NELAP - 02110CA, LA NELAP - 02089, NY NELAP - 11291, TX NELAP - T104704434-11-3, UT NELAP -CA009332011-1, WA NELAP - C935
Name of Accrediting Agency: NELAP/Florida Department of Health, Scope of Application: Clean Air Act, Accreditation number: E87680, Effective date: 07/01/11 , Expiration date: 06/30/12.
Air Toxics Ltd. certifies that the test results contained in this report meet all requirements of the NELAC standards

This report shall not be reproduced, except in full, without the written approval of Air Toxics Ltd.

180 BLUE RAVINE ROAD, SUITE B FOLSOM, CA - 95630
(916) 985-1000 . (800) 985-5955 . FAX (916) 985-1020

LABORATORY NARRATIVE
EPA Method TO-15
URS Corporation
Workorder# 1202072AR1

Twelve 1 Liter Summa Canister samples were received on February 02, 2012. The laboratory performed analysis via EPA Method TO-15 using GC/MS in the full scan mode.

This workorder was independently validated prior to submittal using 'USEPA National Functional Guidelines' as generally applied to the analysis of volatile organic compounds in air. A rules-based, logic driven, independent validation engine was employed to assess completeness, evaluate pass/fail of relevant project quality control requirements and verification of all quantified amounts.

Receiving Notes

There were no receiving discrepancies.

Analytical Notes

All Quality Control Limit exceedances and affected sample results are noted by flags. Each flag is defined at the bottom of this Case Narrative and on each Sample Result Summary page.

The recovery of surrogate 1,2-Dichloroethane-d4 in samples VMP-6-10-013112, VMP-6-31.5-013112, VMP-6-39-013112, VMP-7-13.5-013112, VMP-7-13.5-013112-DUP, VMP-7-29.5-020112, VMP-7-38-020112 and VMP-15-25.5-020112 was outside laboratory control limits due to high level hydrocarbon matrix interference. The surrogate recovery is flagged.

Due to high-level target compounds, sample VMP-25-21-013112 and VMP-25-21-013112-DUP was analyzed twice. In the "A" fraction, the sample was diluted to bring the highest-level compounds within the calibration range. The "B" fraction is also reported by client request and may be reported with "E" flags indicating the compound exceeds the calibration range. Both runs and associated QC are reported.

As per client project requirements, the laboratory has reported estimated values for target compound hits that are below the Reporting Limit but greater than the Method Detection Limit. Concentrations that are below the level at which the canister was certified may be false positives.

The Relative Percent Difference (RPD) of the LCS/LCSD analyzed on 2/14/12 exceeded acceptance limits for 1,2,4-Trichlorobenzene and Hexachlorobutadiene.

Due to the linear calibration range of the instrument, the reporting limit for Bromoform, 1,2,4-Trimethylbenzene and alpha-Chlorotoluene was raised from 5.0ppbv to 20ppbv.

THE WORK ORDER WAS REISSUED ON 2/22/12 TO CORRECT IDENTIFICATION OF SAMPLE VMP-15-21.5-020112 DUE TO LABORATORY TRANSCRIPTION ERROR.

Definition of Data Qualifying Flags

Eight qualifiers may have been used on the data analysis sheets and indicates as follows:

B - Compound present in laboratory blank greater than reporting limit (background subtraction not performed).

J - Estimated value.

E - Exceeds instrument calibration range.

S - Saturated peak.

Q - Exceeds quality control limits.

U - Compound analyzed for but not detected above the reporting limit.

UJ- Non-detected compound associated with low bias in the CCV and/or LCS.

N - The identification is based on presumptive evidence.

File extensions may have been used on the data analysis sheets and indicates as follows:

a-File was requantified

b-File was quantified by a second column and detector

r1-File was requantified for the purpose of reissue

Air Toxics LTD.
Laboratory Services Since 1989

Summary of Detected Compounds
EPA METHOD TO-15 GC/MS

Client Sample ID: VMP-25-21-013112 *Use these results only. All other data was reported from the 1170x dilution analysis.

Lab ID#: 1202072AR1-01A

DF = 2190

Compound	Rpt. Limit (ppbv)	Amount (ppbv)	Rpt. Limit (ug/m3)	Amount (ug/m3)
Hexane	11000	470000	38000	1700000
Cyclohexane	11000	400000	38000	1400000
Benzene	11000	18000	35000	59000
Heptane	11000	78000	45000	320000
Butane	44000	3400000	100000	8100000
Isopentane	44000	6700000	130000	20000000

Client Sample ID: VMP-25-21-0131I2 *Do not use this data. Use all other data.

Lab ID#: 1202072ARI-01B

DF = 1170

Compound	Rpt. Limit (ppbv)	Amount (ppbv)	Rpt. Limit (ug/m3)	Amount (ug/m3)
Hexane	5800	480000	21000	1700000
Cyclohexane	5800	400000	20000	1400000
Benzene	5800	18000	19000	59000
Heptane	5800	76000	24000	310000
Butane	23000	3500000	56000	8300000
* ~~Isopentane~~	~~23000~~	~~7000000 E~~	~~69000~~	~~20000000 E~~

Client Sample ID: VMP-25-21-013112-DUP *Use these results only. All other data was reported from the 1090x dilution analysis.

Lab ID#: 1202072AR1-02A

DF = 2190

Compound	Rpt. Limit (ppbv)	Amount (ppbv)	Rpt. Limit (ug/m3)	Amount (ug/m3)
Hexane	11000	520000	38000	1800000
Cyclohexane	11000	470000	38000	1600000
Benzene	11000	19000	35000	62000
Heptane	11000	87000	45000	360000
Butane	44000	3800000	100000	9100000
Isopentane	44000	7600000	130000	22000000

Client Sample ID: VMP-25-21-0131I2-DUP

Lab ID#: 1202072AR1-02B

Air Toxics LTD.
Laboratory Services Since 1989

Summary of Detected Compounds
EPA METHOD TO-15 GC/MS

Client Sample ID: VMP-25-21-013112-DUP *Do not use this data. Use all other data.

Lab ID#: 1202072AR1-02B

DF=1090

Compound	Rpt. Limit (ppbv)	Amount (ppbv)	Rpt. Limit (ug/m3)	Amount (ug/m3)
Hexane	5400	550000	19000	1900000
Cyclohexane	5400	470000	19000	1600000
Benzene	5400	19000	17000	62000
Heptane	5400	90000	22000	370000
Butane	22000	4000000	52000	9500000
* ~~Isopentane~~	~~22000~~	~~7700000 E~~	~~64000~~	~~23000000 E~~

Client Sample ID: VMP-1-23.5-013112

Lab ID#: 1202072AR1-03A

Compound	Rpt. Limit (ppbv)	Amount (ppbv)	Rpt. Limit (ug/m3)	Amount (ug/m3)
Hexane	6000	26000	21000	92000
Cyclohexane	6000	9300	21000	32000
2,2,4-Trimethylpentane	6000	90000	28000	420000
Heptane	6000	2700 J	24000	11000 J
Butane	24000	3000000	57000	7200000
Isopentane	24000	1900000	71000	5600000

Client Sample ID: VMP-6-10-013112

Lab ID#: 1202072AR1-04A

Compound	Rpt. Limit (ppbv)	Amount (ppbv)	Rpt. Limit (ug/m3)	Amount (ug/m3)
Hexane	150	28000 J	520	98000 J
Cyclohexane	150	15000	510	52000
2,2,4-Trimethylpentane	150	67000	700	310000
Benzene	150	160	480	510
Heptane	150	5800	610	24000
Butane	600	51000	1400	120000
Isopentane	600	76000	1800	220000

Air Toxics LTD.
Laboratory Services Since 1989

Summary of Detected Compounds
EPA METHOD TO-15 GC/MS

Client Sample ID: VMP-6-31.5-013112

Lab ID#: 1202072AR1-05A

Compound	Rpt. Limit (ppbv)	Amount (ppbv)	Rpt. Limit (ug/m3)	Amount (ug/m3)
Hexane	860	400000 J	3000	1400000 J
Cyclohexane	860	160000	2900	550000
2,2,4-Trimethylpentane	860	400000	4000	1800000
Benzene	860	2500	2700	8100
Heptane	860	170000	3500	680000
Ethyl Benzene	860	1900	3700	8300
m,p-Xylene	860	420 J	3700	1800 J
Propylbenzene	860	250 J	4200	1200 J
Butane	3400	300000	8100	700000
Isopentane	3400	440000	10000	1300000

Client Sample ID: VMP-6-39-013112

Lab ID#: 1202072AR1-06A

Compound	Rpt. Limit (ppbv)	Amount (ppbv)	Rpt. Limit (ug/m3)	Amount (ug/m3)
Hexane	860	500000 J	3000	1700000 J
Cyclohexane	860	200000	2900	690000
2,2,4-Trimethylpentane	860	480000	4000	2200000
Benzene	860	2600	2700	8300
Heptane	860	200000	3500	800000
Ethyl Benzene	860	4300	3700	19000
m,p-Xylene	860	990	3700	4300
Cumene	860	280 J	4200	1400 J
Propylbenzene	860	340 J	4200	1700 J
Butane	3400	380000	8100	900000
Isopentane	3400	560000	10000	1600000

Client Sample ID: VMP-7-13.5-013112

Lab ID#: 1202072AR1-07A

Compound	Rpt. Limit (ppbv)	Amount (ppbv)	Rpt. Limit (ug/m3)	Amount (ug/m3)

Air Toxics LTD.
Laboratory Services Since 1989

Summary of Detected Compounds
EPA METHOD TO-15 GC/MS

Client Sample ID: VMP-7-13.5-013112

Lab ID#: 1202072AR1-07A

Compound	Rpt. Limit (ppbv)	Amount (ppbv)	Rpt. Limit (ug/m3)	Amount (ug/m3)
Ethanol	45	50 J	84	94 J
Acetone	45	11 J	110	26 J
2-Propanol	45	44 J	110	110 J
Hexane	11	300	39	1100
2-Butanone (Methyl Ethyl Ketone)	45	8.1 J	130	24 J
Cyclohexane	11	480	38	1700
2,2,4-Trimethylpentane	11	7000	52	33000
Benzene	11	15	36	48
Toluene	11	4.6 J	42	17 J
Butane	45	630	110	1500
Isopentane	45	2400	130	7200

Client Sample ID: VMP-7-13.5-013112-DUP

Lab ID#: 1202072AR1-08A

Compound	Rpt. Limit (ppbv)	Amount (ppbv)	Rpt. Limit (ug/m3)	Amount (ug/m3)
Ethanol	46	63 J	86	120 J
Acetone	46	25 J	110	59 J
2-Propanol	46	80	110	200
Hexane	11	300	40	1000
2-Butanone (Methyl Ethyl Ketone)	46	6.6 J	140	20 J
Cyclohexane	11	460	39	1600
2,2,4-Trimethylpentane	11	6800	53	32000
Benzene	11	28	36	88
Butane	46	630	110	1500
Isopentane	46	2300	140	6900

Client Sample ID: VMP-7-29.5-020112

Lab ID#: 1202072AR1-09A

Compound	Rpt. Limit (ppbv)	Amount (ppbv)	Rpt. Limit (ug/m3)	Amount (ug/m3)

Air Toxics LTD.
Laboratory Services Since 1989

Summary of Detected Compounds
EPA METHOD TO-15 GC/MS

Client Sample ID: VMP-7-29.5-020112

Lab ID#: 1202072AR1-09A

Compound	Rpt. Limit (ppbv)	Amount (ppbv)	Rpt. Limit (ug/m3)	Amount (ug/m3)
Chloroethane	580	70 J J	1500	180 J J
Hexane	150	46000	510	160000
Cyclohexane	150	65000	500	220000
2,2,4-Trimethylpentane	150	120000	680	560000
Benzene	150	4700	470	15000
Heptane	150	37000	600	150000
Cumene	150	110 J	720	540 J
Propylbenzene	150	64 J	720	320 J
Butane	580	26000	1400	61000
Isopentane	580	120000	1700	360000

Client Sample ID: VMP-7-38-020112

Lab ID#: 1202072AR1-10A

Compound	Rpt. Limit (ppbv)	Amount (ppbv)	Rpt. Limit (ug/m3)	Amount (ug/m3)
Hexane	210	51000 J	740	180000 J
Cyclohexane	210	77000	720	260000
2,2,4-Trimethylpentane	210	140000	980	630000
Benzene	210	4700	670	15000
Heptane	210	44000	860	180000
Cumene	210	110 J	1000	550 J
Propylbenzene	210	67 J	1000	330 J
Butane	840	27000	2000	63000
Isopentane	840	130000	2500	390000

Client Sample ID: VMP-15-5-020112

Lab ID#: 1202072AR1-11A

Compound	Rpt. Limit (ppbv)	Amount (ppbv)	Rpt. Limit (ug/m3)	Amount (ug/m3)
Ethanol	34	31 J	64	59 J
Acetone	34	4.9 J	81	12 J

Air Toxics LTD.
Laboratory Services Since 1989

Summary of Detected Compounds
EPA METHOD TO-15 GC/MS

Client Sample ID: VMP-15-5-020112

Lab ID#: 1202072AR1-11A

2-Propanol	34	12 J	84	29 J
2-Butanone (Methyl Ethyl Ketone)	34	3.1 J	100	9.3 J
2,2,4-Trimethylpentane	8.6	5.5 J	40	26 J
4-Methyl-2-pentanone	8.6	12	35	49
Toluene	8.6	2.9 J	32	11 J
Ethyl Benzene	8.6	5.8 J	37	25 J
m,p-Xylene	8.6	2.3 J	37	9.9 J
Cumene	8.6	6.2 J	42	30 J
Propylbenzene	8.6	14	42	67
4-Ethyltoluene	8.6	5.2 J	42	26 J
1,2,4-Trimethylbenzene	34	2.6 J J	170	13 J J
Isopentane	34	4.7 J	100	14 J

Client Sample ID: VMP-15-21.5-020112

Lab ID#: 1202072AR1-12A

Compound	Rpt. Limit (ppbv)	Amount (ppbv)	Rpt. Limit (ug/m3)	Amount (ug/m3)
Carbon Disulfide	84	29 J J	260	91 J J
2,2,4-Trimethylpentane	84	68000 J	390	320000 J
Benzene	84	51 J J	270	160 J J
Isopentane	340	2700 J	990	7900 J

Air Toxics LTD.
Laboratory Services Since 1989

*Use these results only. All other data was reported from the 1170x dilution analysis.

Client Sample ID: VMP-25-21-013112

Lab ID#: 1202072AR1-01A

EPA METHOD TO-15 GC/MS

File Name:	14021327	Date of Collection:	1/31/12 11:43:00 AM
Dil. Factor:	2190	Date of Analysis:	2/13/12 06:10 PM

Compound	Rpt. Limit (ppbv)	Amount (ppbv)	Rpt. Limit (ug/m3)	Amount (ug/m3)
Freon 12	11000	Not Detected	54000	Not Detected
Freon 114	11000	Not Detected	76000	Not Detected
Chloromethane	44000	Not Detected	90000	Not Detected
Vinyl Chloride	11000	Not Detected	28000	Not Detected
1,3-Butadiene	11000	Not Detected	24000	Not Detected
Bromomethane	11000	Not Detected	42000	Not Detected
Chloroethane	44000	Not Detected	120000	Not Detected
Freon 11	11000	Not Detected	62000	Not Detected
Ethanol	44000	Not Detected	82000	Not Detected
Freon 113	11000	Not Detected	84000	Not Detected
1,1-Dichloroethene	11000	Not Detected	43000	Not Detected
Acetone	44000	Not Detected	100000	Not Detected
2-Propanol	44000	Not Detected	110000	Not Detected
Carbon Disulfide	11000	Not Detected	34000	Not Detected
3-Chloropropene	44000	Not Detected	140000	Not Detected
Methylene Chloride	11000	Not Detected	38000	Not Detected
Methyl tert-butyl ether	11000	Not Detected	39000	Not Detected
trans-1,2-Dichloroethene	11000	Not Detected	43000	Not Detected
Hexane	11000	470000	38000	1700000
1,1-Dichloroethane	11000	Not Detected	44000	Not Detected
2-Butanone (Methyl Ethyl Ketone)	44000	Not Detected	130000	Not Detected
cis-1,2-Dichloroethene	11000	Not Detected	43000	Not Detected
Tetrahydrofuran	11000	Not Detected	32000	Not Detected
Chloroform	11000	Not Detected	53000	Not Detected
1,1,1-Trichloroethane	11000	Not Detected	60000	Not Detected
Cyclohexane	11000	400000	38000	1400000
Carbon Tetrachloride	11000	Not Detected	69000	Not Detected
2,2,4-Trimethylpentane	11000	Not Detected	51000	Not Detected
Benzene	11000	18000	35000	59000
1,2-Dichloroethane	11000	Not Detected	44000	Not Detected
Heptane	11000	78000	45000	320000
Trichloroethene	11000	Not Detected	59000	Not Detected
1,2-Dichloropropane	11000	Not Detected	51000	Not Detected
1,4-Dioxane	44000	Not Detected	160000	Not Detected
Bromodichloromethane	11000	Not Detected	73000	Not Detected
cis-1,3-Dichloropropene	11000	Not Detected	50000	Not Detected
4-Methyl-2-pentanone	11000	Not Detected	45000	Not Detected
Toluene	11000	Not Detected	41000	Not Detected
trans-1,3-Dichloropropene	11000	Not Detected	50000	Not Detected
1,1,2-Trichloroethane	11000	Not Detected	60000	Not Detected
Tetrachloroethene	11000	Not Detected	74000	Not Detected

Air Toxics LTD.
Laboratory Services Since 1989

Client Sample ID: VMP-25-2I-013112

Lab ID#: 1202072AR1-01A

EPA METHOD TO-15 GC/MS

File Name:	14021327	Date of Collection:	1/31/12 11:43:00 AM
Dil. Factor:	2190	Date of Analysis:	2/13/12 06:10 PM

Compound	Rpt. Limit (ppbv)	Amount (ppbv)	Rpt. Limit (ug/m3)	Amount (ug/m3)
2-Hexanone	44000	Not Detected	180000	Not Detected
Dibromochloromethane	11000	Not Detected	93000	Not Detected
1,2-Dibromoethane (EDB)	11000	Not Detected	84000	Not Detected
Chlorobenzene	11000	Not Detected	50000	Not Detected
Ethyl Benzene	11000	Not Detected	48000	Not Detected
m,p-Xylene	11000	Not Detected	48000	Not Detected
o-Xylene	11000	Not Detected	48000	Not Detected
Styrene	11000	Not Detected	47000	Not Detected
Bromoform	44000	Not Detected	450000	Not Detected
Cumene	11000	Not Detected	54000	Not Detected
1,1,2,2-Tetrachloroethane	11000	Not Detected	75000	Not Detected
Propylbenzene	11000	Not Detected	54000	Not Detected
4-Ethyltoluene	11000	Not Detected	54000	Not Detected
1,3,5-Trimethylbenzene	11000	Not Detected	54000	Not Detected
1,2,4-Trimethylbenzene	44000	Not Detected	220000	Not Detected
1,3-Dichlorobenzene	11000	Not Detected	66000	Not Detected
1,4-Dichlorobenzene	11000	Not Detected	66000	Not Detected
alpha-Chlorotoluene	44000	Not Detected	230000	Not Detected
1,2-Dichlorobenzene	11000	Not Detected	66000	Not Detected
1,2,4-Trichlorobenzene	44000	Not Detected	320000	Not Detected
Hexachlorobutadiene	44000	Not Detected	470000	Not Detected
Butane	44000	3400000	100000	8100000
* Isopentane	44000	6700000	130000	20000000

Container Type: 1 Liter Summa Canister

Surrogates	%Recovery	Method Limits
1,2-Dichloroethane-d4	128	70-130
Toluene-d8	101	70-130
4-Bromofluorobenzene	90	70-130

Air Toxics LTD. *Do not use this data. Use all other data.
Laboratory Services Since 1989

Client Sample ID: VMP-25-21-013112

Lab ID#: 1202072AR1-01B

EPA METHOD TO-15 GC/MS

File Name:	14021326	Date of Collection:	1/31/12 11:43:00 AM
Dil. Factor:	1170	Date of Analysis:	2/13/12 05:44 PM

Compound	Rpt. Limit (ppbv)	Amount (ppbv)	Rpt. Limit (ug/m3)	Amount (ug/m3)
Freon 12	5800	Not Detected	29000	Not Detected
Freon 114	5800	Not Detected	41000	Not Detected
Chloromethane	23000	Not Detected	48000	Not Detected
Vinyl Chloride	5800	Not Detected	15000	Not Detected
1,3-Butadiene	5800	Not Detected	13000	Not Detected
Bromomethane	5800	Not Detected	23000	Not Detected
Chloroethane	23000	Not Detected	62000	Not Detected
Freon 11	5800	Not Detected	33000	Not Detected
Ethanol	23000	Not Detected	44000	Not Detected
Freon 113	5800	Not Detected	45000	Not Detected
1,1-Dichloroethene	5800	Not Detected	23000	Not Detected
Acetone	23000	Not Detected	56000	Not Detected
2-Propanol	23000	Not Detected	58000	Not Detected
Carbon Disulfide	5800	Not Detected	18000	Not Detected
3-Chloropropene	23000	Not Detected	73000	Not Detected
Methylene Chloride	5800	Not Detected	20000	Not Detected
Methyl tert-butyl ether	5800	Not Detected	21000	Not Detected
trans-1,2-Dichloroethene	5800	Not Detected	23000	Not Detected
Hexane	5800	480000	21000	1700000
1,1-Dichloroethane	5800	Not Detected	24000	Not Detected
2-Butanone (Methyl Ethyl Ketone)	23000	Not Detected	69000	Not Detected
cis-1,2-Dichloroethene	5800	Not Detected	23000	Not Detected
Tetrahydrofuran	5800	Not Detected	17000	Not Detected
Chloroform	5800	Not Detected	28000	Not Detected
1,1,1-Trichloroethane	5800	Not Detected	32000	Not Detected
Cyclohexane	5800	400000	20000	1400000
Carbon Tetrachloride	5800	Not Detected	37000	Not Detected
2,2,4-Trimethylpentane	5800	Not Detected	27000	Not Detected
Benzene	5800	18000	19000	59000
1,2-Dichloroethane	5800	Not Detected	24000	Not Detected
Heptane	5800	76000	24000	310000
Trichloroethene	5800	Not Detected	31000	Not Detected
1,2-Dichloropropane	5800	Not Detected	27000	Not Detected
1,4-Dioxane	23000	Not Detected	84000	Not Detected
Bromodichloromethane	5800	Not Detected	39000	Not Detected
cis-1,3-Dichloropropene	5800	Not Detected	26000	Not Detected
4-Methyl-2-pentanone	5800	Not Detected	24000	Not Detected
Toluene	5800	Not Detected	22000	Not Detected
trans-1,3-Dichloropropene	5800	Not Detected	26000	Not Detected
1,1,2-Trichloroethane	5800	Not Detected	32000	Not Detected
Tetrachloroethene	5800	Not Detected	40000	Not Detected

Air Toxics LTD.
Laboratory Services Since 1989

Client Sample ID: VMP-25-21-013112

Lab ID#: 1202072AR1-01B

EPA METHOD TO-15 GC/MS

File Name:	14021326	Date of Collection:	1/31/12 11:43:00 AM
Dil. Factor:	1170	Date of Analysis:	2/13/12 05:44 PM

Compound	Rpt. Limit (ppbv)	Amount (ppbv)	Rpt. Limit (ug/m3)	Amount (ug/m3)
2-Hexanone	23000	Not Detected	96000	Not Detected
Dibromochloromethane	5800	Not Detected	50000	Not Detected
1,2-Dibromoethane (EDB)	5800	Not Detected	45000	Not Detected
Chlorobenzene	5800	Not Detected	27000	Not Detected
Ethyl Benzene	5800	Not Detected	25000	Not Detected
m,p-Xylene	5800	Not Detected	25000	Not Detected
o-Xylene	5800	Not Detected	25000	Not Detected
Styrene	5800	Not Detected	25000	Not Detected
Bromoform	23000	Not Detected	240000	Not Detected
Cumene	5800	Not Detected	29000	Not Detected
1,1,2,2-Tetrachloroethane	5800	Not Detected	40000	Not Detected
Propylbenzene	5800	Not Detected	29000	Not Detected
4-Ethyltoluene	5800	Not Detected	29000	Not Detected
1,3,5-Trimethylbenzene	5800	Not Detected	29000	Not Detected
1,2,4-Trimethylbenzene	23000	Not Detected	120000	Not Detected
1,3-Dichlorobenzene	5800	Not Detected	35000	Not Detected
1,4-Dichlorobenzene	5800	Not Detected	35000	Not Detected
alpha-Chlorotoluene	23000	Not Detected	120000	Not Detected
1,2-Dichlorobenzene	5800	Not Detected	35000	Not Detected
1,2,4-Trichlorobenzene	23000	Not Detected	170000	Not Detected
Hexachlorobutadiene	23000	Not Detected	250000	Not Detected
Butane	23000	3500000	56000	8300000
~~Isopentane~~	~~23000~~	~~7000000 E~~	~~69000~~	~~20000000 E~~

E = Exceeds instrument calibration range.

Container Type: 1 Liter Summa Canister

Surrogates	%Recovery	Method Limits
1,2-Dichloroethane-d4	129	70-130
Toluene-d8	99	70-130
4-Bromofluorobenzene	88	70-130

Air Toxics LTD.
Laboratory Services Since 1989

* Use these results only. All other data was reported from the 1090x dilution analysis.

Client Sample ID: VMP-25-21-013112-DUP

Lab ID#: 1202072AR1-02A

EPA METHOD TO-15 GC/MS

File Name:	14021332	Date of Collection:	2/1/12 11:43:00 AM
Dil. Factor:	2190	Date of Analysis:	2/13/12 08:25 PM

Compound	Rpt. Limit (ppbv)	Amount (ppbv)	Rpt. Limit (ug/m3)	Amount (ug/m3)
Freon 12	11000	Not Detected	54000	Not Detected
Freon 114	11000	Not Detected	76000	Not Detected
Chloromethane	44000	Not Detected	90000	Not Detected
Vinyl Chloride	11000	Not Detected	28000	Not Detected
1,3-Butadiene	11000	Not Detected	24000	Not Detected
Bromomethane	11000	Not Detected	42000	Not Detected
Chloroethane	44000	Not Detected	120000	Not Detected
Freon 11	11000	Not Detected	62000	Not Detected
Ethanol	44000	Not Detected	82000	Not Detected
Freon 113	11000	Not Detected	84000	Not Detected
1,1-Dichloroethene	11000	Not Detected	43000	Not Detected
Acetone	44000	Not Detected	100000	Not Detected
2-Propanol	44000	Not Detected	110000	Not Detected
Carbon Disulfide	11000	Not Detected	34000	Not Detected
3-Chloropropene	44000	Not Detected	140000	Not Detected
Methylene Chloride	11000	Not Detected	38000	Not Detected
Methyl tert-butyl ether	11000	Not Detected	39000	Not Detected
trans-1,2-Dichloroethene	11000	Not Detected	43000	Not Detected
Hexane	11000	520000	38000	1800000
1,1-Dichloroethane	11000	Not Detected	44000	Not Detected
2-Butanone (Methyl Ethyl Ketone)	44000	Not Detected	130000	Not Detected
cis-1,2-Dichloroethene	11000	Not Detected	43000	Not Detected
Tetrahydrofuran	11000	Not Detected	32000	Not Detected
Chloroform	11000	Not Detected	53000	Not Detected
1,1,1-Trichloroethane	11000	Not Detected	60000	Not Detected
Cyclohexane	11000	470000	38000	1600000
Carbon Tetrachloride	11000	Not Detected	69000	Not Detected
2,2,4-Trimethylpentane	11000	Not Detected	51000	Not Detected
Benzene	11000	19000	35000	62000
1,2-Dichloroethane	11000	Not Detected	44000	Not Detected
Heptane	11000	87000	45000	360000
Trichloroethene	11000	Not Detected	59000	Not Detected
1,2-Dichloropropane	11000	Not Detected	51000	Not Detected
1,4-Dioxane	44000	Not Detected	160000	Not Detected
Bromodichloromethane	11000	Not Detected	73000	Not Detected
cis-1,3-Dichloropropene	11000	Not Detected	50000	Not Detected
4-Methyl-2-pentanone	11000	Not Detected	45000	Not Detected
Toluene	11000	Not Detected	41000	Not Detected
trans-1,3-Dichloropropene	11000	Not Detected	50000	Not Detected
1,1,2-Trichloroethane	11000	Not Detected	60000	Not Detected
Tetrachloroethene	11000	Not Detected	74000	Not Detected

Air Toxics LTD.
Laboratory Services Since 1989

Client Sample ID: VMP-25-21-013112-DUP

Lab ID#: 1202072ARI-02A

EPA METHOD TO-15 GC/MS

File Name:	14021332	Date of Collection:	2/1/12 11:43:00 AM
Dil. Factor:	2190	Date of Analysis:	2/13/12 08:25 PM

Compound	Rpt. Limit (ppbv)	Amount (ppbv)	Rpt. Limit (ug/m3)	Amount (ug/m3)
2-Hexanone	44000	Not Detected	180000	Not Detected
Dibromochloromethane	11000	Not Detected	93000	Not Detected
1,2-Dibromoethane (EDB)	11000	Not Detected	84000	Not Detected
Chlorobenzene	11000	Not Detected	50000	Not Detected
Ethyl Benzene	11000	Not Detected	48000	Not Detected
m,p-Xylene	11000	Not Detected	48000	Not Detected
o-Xylene	11000	Not Detected	48000	Not Detected
Styrene	11000	Not Detected	47000	Not Detected
Bromoform	44000	Not Detected	450000	Not Detected
Cumene	11000	Not Detected	54000	Not Detected
1,1,2,2-Tetrachloroethane	11000	Not Detected	75000	Not Detected
Propylbenzene	11000	Not Detected	54000	Not Detected
4-Ethyltoluene	11000	Not Detected	54000	Not Detected
1,3,5-Trimethylbenzene	11000	Not Detected	54000	Not Detected
1,2,4-Trimethylbenzene	44000	Not Detected	220000	Not Detected
1,3-Dichlorobenzene	11000	Not Detected	66000	Not Detected
1,4-Dichlorobenzene	11000	Not Detected	66000	Not Detected
alpha-Chlorotoluene	44000	Not Detected	230000	Not Detected
1,2-Dichlorobenzene	11000	Not Detected	66000	Not Detected
1,2,4-Trichlorobenzene	44000	Not Detected	320000	Not Detected
Hexachlorobutadiene	44000	Not Detected	470000	Not Detected
Butane	44000	3800000	100000	9100000
* Isopentane	44000	7600000	130000	22000000

Container Type: 1 Liter Summa Canister

Surrogates	%Recovery	Method Limits
1,2-Dichloroethane-d4	122	70-130
Toluene-d8	100	70-130
4-Bromofluorobenzene	93	70-130

Air Toxics LTD. *Do not use this data. Use all other data.
Laboratory Services Since 1989

Client Sample ID: VMP-25-21-013112-DUP

Lab ID#: 1202072AR1-02B

EPA METHOD TO-15 GC/MS

File Name:	14021330	Date of Collection:	2/1/12 11:43:00 AM
Dil. Factor:	1090	Date of Analysis:	2/13/12 07:33 PM

Compound	Rpt. Limit (ppbv)	Amount (ppbv)	Rpt. Limit (ug/m3)	Amount (ug/m3)
Freon 12	5400	Not Detected	27000	Not Detected
Freon 114	5400	Not Detected	38000	Not Detected
Chloromethane	22000	Not Detected	45000	Not Detected
Vinyl Chloride	5400	Not Detected	14000	Not Detected
1,3-Butadiene	5400	Not Detected	12000	Not Detected
Bromomethane	5400	Not Detected	21000	Not Detected
Chloroethane	22000	Not Detected	58000	Not Detected
Freon 11	5400	Not Detected	31000	Not Detected
Ethanol	22000	Not Detected	41000	Not Detected
Freon 113	5400	Not Detected	42000	Not Detected
1,1-Dichloroethene	5400	Not Detected	22000	Not Detected
Acetone	22000	Not Detected	52000	Not Detected
2-Propanol	22000	Not Detected	54000	Not Detected
Carbon Disulfide	5400	Not Detected	17000	Not Detected
3-Chloropropene	22000	Not Detected	68000	Not Detected
Methylene Chloride	5400	Not Detected	19000	Not Detected
Methyl tert-butyl ether	5400	Not Detected	20000	Not Detected
trans-1,2-Dichloroethene	5400	Not Detected	22000	Not Detected
Hexane	5400	550000	19000	1900000
1,1-Dichloroethane	5400	Not Detected	22000	Not Detected
2-Butanone (Methyl Ethyl Ketone)	22000	Not Detected	64000	Not Detected
cis-1,2-Dichloroethene	5400	Not Detected	22000	Not Detected
Tetrahydrofuran	5400	Not Detected	16000	Not Detected
Chloroform	5400	Not Detected	27000	Not Detected
1,1,1-Trichloroethane	5400	Not Detected	30000	Not Detected
Cyclohexane	5400	470000	19000	1600000
Carbon Tetrachloride	5400	Not Detected	34000	Not Detected
2,2,4-Trimethylpentane	5400	Not Detected	25000	Not Detected
Benzene	5400	19000	17000	62000
1,2-Dichloroethane	5400	Not Detected	22000	Not Detected
Heptane	5400	90000	22000	370000
Trichloroethene	5400	Not Detected	29000	Not Detected
1,2-Dichloropropane	5400	Not Detected	25000	Not Detected
1,4-Dioxane	22000	Not Detected	78000	Not Detected
Bromodichloromethane	5400	Not Detected	36000	Not Detected
cis-1,3-Dichloropropene	5400	Not Detected	25000	Not Detected
4-Methyl-2-pentanone	5400	Not Detected	22000	Not Detected
Toluene	5400	Not Detected	20000	Not Detected
trans-1,3-Dichloropropene	5400	Not Detected	25000	Not Detected
1,1,2-Trichloroethane	5400	Not Detected	30000	Not Detected
Tetrachloroethene	5400	Not Detected	37000	Not Detected

Air Toxics LTD.
Laboratory Services Since 1989

Client Sample ID: VMP-25-21-013112-DUP

Lab ID#: 1202072AR1-02B

EPA METHOD TO-15 GC/MS

File Name:	14021330	Date of Collection:	2/1/12 11:43:00 AM
Dil. Factor:	1090	Date of Analysis:	2/13/12 07:33 PM

Compound	Rpt. Limit (ppbv)	Amount (ppbv)	Rpt. Limit (ug/m3)	Amount (ug/m3)
2-Hexanone	22000	Not Detected	89000	Not Detected
Dibromochloromethane	5400	Not Detected	46000	Not Detected
1,2-Dibromoethane (EDB)	5400	Not Detected	42000	Not Detected
Chlorobenzene	5400	Not Detected	25000	Not Detected
Ethyl Benzene	5400	Not Detected	24000	Not Detected
m,p-Xylene	5400	Not Detected	24000	Not Detected
o-Xylene	5400	Not Detected	24000	Not Detected
Styrene	5400	Not Detected	23000	Not Detected
Bromoform	22000	Not Detected	220000	Not Detected
Cumene	5400	Not Detected	27000	Not Detected
1,1,2,2-Tetrachloroethane	5400	Not Detected	37000	Not Detected
Propylbenzene	5400	Not Detected	27000	Not Detected
4-Ethyltoluene	5400	Not Detected	27000	Not Detected
1,3,5-Trimethylbenzene	5400	Not Detected	27000	Not Detected
1,2,4-Trimethylbenzene	22000	Not Detected	110000	Not Detected
1,3-Dichlorobenzene	5400	Not Detected	33000	Not Detected
1,4-Dichlorobenzene	5400	Not Detected	33000	Not Detected
alpha-Chlorotoluene	22000	Not Detected	110000	Not Detected
1,2-Dichlorobenzene	5400	Not Detected	33000	Not Detected
1,2,4-Trichlorobenzene	22000	Not Detected	160000	Not Detected
Hexachlorobutadiene	22000	Not Detected	230000	Not Detected
Butane	22000	4000000	52000	9500000
~~Isopentane~~	~~22000~~	~~7700000 E~~	~~64000~~	~~23000000 E~~

E = Exceeds instrument calibration range.

Container Type: 1 Liter Summa Canister

Surrogates	%Recovery	Method Limits
1,2-Dichloroethane-d4	130	70-130
Toluene-d8	101	70-130
4-Bromofluorobenzene	89	70-130

Air Toxics LTD.
Laboratory Services Since 1989

Client Sample ID: VMP-1-23.5-013112

Lab ID#: 1202072AR1-03A

EPA METHOD TO-15 GC/MS

File Name:	14021329	Date of Collection:	1/31/12 8:44:00 AM
Dil. Factor:	1200	Date of Analysis:	2/13/12 06:56 PM

Compound	Rpt. Limit (ppbv)	Amount (ppbv)	Rpt. Limit (ug/m3)	Amount (ug/m3)
Freon 12	6000	Not Detected	30000	Not Detected
Freon 114	6000	Not Detected	42000	Not Detected
Chloromethane	24000	Not Detected	50000	Not Detected
Vinyl Chloride	6000	Not Detected	15000	Not Detected
1,3-Butadiene	6000	Not Detected	13000	Not Detected
Bromomethane	6000	Not Detected	23000	Not Detected
Chloroethane	24000	Not Detected	63000	Not Detected
Freon 11	6000	Not Detected	34000	Not Detected
Ethanol	24000	Not Detected	45000	Not Detected
Freon 113	6000	Not Detected	46000	Not Detected
1,1-Dichloroethene	6000	Not Detected	24000	Not Detected
Acetone	24000	Not Detected	57000	Not Detected
2-Propanol	24000	Not Detected	59000	Not Detected
Carbon Disulfide	6000	Not Detected	19000	Not Detected
3-Chloropropene	24000	Not Detected	75000	Not Detected
Methylene Chloride	6000	Not Detected	21000	Not Detected
Methyl tert-butyl ether	6000	Not Detected	22000	Not Detected
trans-1,2-Dichloroethene	6000	Not Detected	24000	Not Detected
Hexane	6000	26000	21000	92000
1,1-Dichloroethane	6000	Not Detected	24000	Not Detected
2-Butanone (Methyl Ethyl Ketone)	24000	Not Detected	71000	Not Detected
cis-1,2-Dichloroethene	6000	Not Detected	24000	Not Detected
Tetrahydrofuran	6000	Not Detected	18000	Not Detected
Chloroform	6000	Not Detected	29000	Not Detected
1,1,1-Trichloroethane	6000	Not Detected	33000	Not Detected
Cyclohexane	6000	9300	21000	32000
Carbon Tetrachloride	6000	Not Detected	38000	Not Detected
2,2,4-Trimethylpentane	6000	90000	28000	420000
Benzene	6000	Not Detected	19000	Not Detected
1,2-Dichloroethane	6000	Not Detected	24000	Not Detected
Heptane	6000	2700 J	24000	11000 J
Trichloroethene	6000	Not Detected	32000	Not Detected
1,2-Dichloropropane	6000	Not Detected	28000	Not Detected
1,4-Dioxane	24000	Not Detected	86000	Not Detected
Bromodichloromethane	6000	Not Detected	40000	Not Detected
cis-1,3-Dichloropropene	6000	Not Detected	27000	Not Detected
4-Methyl-2-pentanone	6000	Not Detected	24000	Not Detected
Toluene	6000	Not Detected	23000	Not Detected
trans-1,3-Dichloropropene	6000	Not Detected	27000	Not Detected
1,1,2-Trichloroethane	6000	Not Detected	33000	Not Detected
Tetrachloroethene	6000	Not Detected	41000	Not Detected

Air Toxics LTD.
Laboratory Services Since 1989

Client Sample ID: VMP-1-23.5-0131I2

Lab ID#: 1202072AR1-03A

EPA METHOD TO-15 GC/MS

File Name:	14021329	Date of Collection:	1/31/12 8:44:00 AM
Dil. Factor:	1200	Date of Analysis:	2/13/12 06:56 PM

Compound	Rpt. Limit (ppbv)	Amount (ppbv)	Rpt. Limit (ug/m3)	Amount (ug/m3)
2-Hexanone	24000	Not Detected	98000	Not Detected
Dibromochloromethane	6000	Not Detected	51000	Not Detected
1,2-Dibromoethane (EDB)	6000	Not Detected	46000	Not Detected
Chlorobenzene	6000	Not Detected	28000	Not Detected
Ethyl Benzene	6000	Not Detected	26000	Not Detected
m,p-Xylene	6000	Not Detected	26000	Not Detected
o-Xylene	6000	Not Detected	26000	Not Detected
Styrene	6000	Not Detected	26000	Not Detected
Bromoform	24000	Not Detected	250000	Not Detected
Cumene	6000	Not Detected	29000	Not Detected
1,1,2,2-Tetrachloroethane	6000	Not Detected	41000	Not Detected
Propylbenzene	6000	Not Detected	29000	Not Detected
4-Ethyltoluene	6000	Not Detected	29000	Not Detected
1,3,5-Trimethylbenzene	6000	Not Detected	29000	Not Detected
1,2,4-Trimethylbenzene	24000	Not Detected	120000	Not Detected
1,3-Dichlorobenzene	6000	Not Detected	36000	Not Detected
1,4-Dichlorobenzene	6000	Not Detected	36000	Not Detected
alpha-Chlorotoluene	24000	Not Detected	120000	Not Detected
1,2-Dichlorobenzene	6000	Not Detected	36000	Not Detected
1,2,4-Trichlorobenzene	24000	Not Detected	180000	Not Detected
Hexachlorobutadiene	24000	Not Detected	260000	Not Detected
Butane	24000	3000000	57000	7200000
Isopentane	24000	1900000	71000	5600000

J = Estimated value.

Container Type: 1 Liter Summa Canister

Surrogates	%Recovery	Method Limits
1,2-Dichloroethane-d4	126	70-130
Toluene-d8	100	70-130
4-Bromofluorobenzene	90	70-130

Air Toxics LTD.
Laboratory Services Since 1989

Client Sample ID: VMP-6-10-013112

Lab ID#: 1202072AR1-04A

EPA METHOD TO-15 GC/MS

File Name:	14021331	Date of Collection:	1/31/12 11:55:00 AM
Dil. Factor:	29.8	Date of Analysis:	2/13/12 07:55 PM

Compound	Rpt. Limit (ppbv)	Amount (ppbv)	Rpt. Limit (ug/m3)	Amount (ug/m3)
Freon 12	150	Not Detected	740	Not Detected
Freon 114	150	Not Detected	1000	Not Detected
Chloromethane	600	Not Detected	1200	Not Detected
Vinyl Chloride	150	Not Detected	380	Not Detected
1,3-Butadiene	150	Not Detected	330	Not Detected
Bromomethane	150	Not Detected	580	Not Detected
Chloroethane	600	Not Detected	1600	Not Detected
Freon 11	150	Not Detected	840	Not Detected
Ethanol	600	Not Detected	1100	Not Detected
Freon 113	150	Not Detected	1100	Not Detected
1,1-Dichloroethene	150	Not Detected	590	Not Detected
Acetone	600	Not Detected	1400	Not Detected
2-Propanol	600	Not Detected	1500	Not Detected
Carbon Disulfide	150	Not Detected	460	Not Detected
3-Chloropropene	600	Not Detected	1900	Not Detected
Methylene Chloride	150	Not Detected	520	Not Detected
Methyl tert-butyl ether	150	Not Detected	540	Not Detected
trans-1,2-Dichloroethene	150	Not Detected	590	Not Detected
Hexane	150	28000 J	520	98000 J
1,1-Dichloroethane	150	Not Detected	600	Not Detected
2-Butanone (Methyl Ethyl Ketone)	600	Not Detected	1800	Not Detected
cis-1,2-Dichloroethene	150	Not Detected	590	Not Detected
Tetrahydrofuran	150	Not Detected	440	Not Detected
Chloroform	150	Not Detected	730	Not Detected
1,1,1-Trichloroethane	150	Not Detected	810	Not Detected
Cyclohexane	150	15000 J	510	52000 J
Carbon Tetrachloride	150	Not Detected	940	Not Detected
2,2,4-Trimethylpentane	150	67000 J	700	310000 J
Benzene	150	160 J	480	510 J
1,2-Dichloroethane	150	Not Detected	600	Not Detected
Heptane	150	5800 J	610	24000 J
Trichloroethene	150	Not Detected	800	Not Detected
1,2-Dichloropropane	150	Not Detected	690	Not Detected
1,4-Dioxane	600	Not Detected	2100	Not Detected
Bromodichloromethane	150	Not Detected	1000	Not Detected
cis-1,3-Dichloropropene	150	Not Detected	680	Not Detected
4-Methyl-2-pentanone	150	Not Detected	610	Not Detected
Toluene	150	Not Detected	560	Not Detected
trans-1,3-Dichloropropene	150	Not Detected	680	Not Detected
1,1,2-Trichloroethane	150	Not Detected	810	Not Detected
Tetrachloroethene	150	Not Detected	1000	Not Detected

Air Toxics LTD.
Laboratory Services Since 1989

Client Sample ID: VMP-6-10-0131I2

Lab ID#: I202072AR1-04A

EPA METHOD TO-15 GC/MS

File Name:	14021331	Date of Collection:	1/31/12 11:55:00 AM
Dil. Factor:	29.8	Date of Analysis:	2/13/12 07:55 PM

Compound	Rpt. Limit (ppbv)	Amount (ppbv)	Rpt. Limit (ug/m3)	Amount (ug/m3)
2-Hexanone	600	Not Detected	2400	Not Detected
Dibromochloromethane	150	Not Detected	1300	Not Detected
1,2-Dibromoethane (EDB)	150	Not Detected	1100	Not Detected
Chlorobenzene	150	Not Detected	680	Not Detected
Ethyl Benzene	150	Not Detected	650	Not Detected
m,p-Xylene	150	Not Detected	650	Not Detected
o-Xylene	150	Not Detected	650	Not Detected
Styrene	150	Not Detected	630	Not Detected
Bromoform	600	Not Detected	6200	Not Detected
Cumene	150	Not Detected	730	Not Detected
1,1,2,2-Tetrachloroethane	150	Not Detected	1000	Not Detected
Propylbenzene	150	Not Detected	730	Not Detected
4-Ethyltoluene	150	Not Detected	730	Not Detected
1,3,5-Trimethylbenzene	150	Not Detected	730	Not Detected
1,2,4-Trimethylbenzene	600	Not Detected	2900	Not Detected
1,3-Dichlorobenzene	150	Not Detected	900	Not Detected
1,4-Dichlorobenzene	150	Not Detected	900	Not Detected
alpha-Chlorotoluene	600	Not Detected	3100	Not Detected
1,2-Dichlorobenzene	150	Not Detected	900	Not Detected
1,2,4-Trichlorobenzene	600	Not Detected	4400	Not Detected
Hexachlorobutadiene	600	Not Detected	6400	Not Detected
Butane	600	51000 J	1400	120000 J
Isopentane	600	76000 J	1800	220000 J

Q = Exceeds Quality Control limits of 70% to 130%, due to matrix effects.

Container Type: 1 Liter Summa Canister

Surrogates	%Recovery	Method Limits
1,2-Dichloroethane-d4	140 Q	70-130
Toluene-d8	102	70-130
4-Bromofluorobenzene	88	70-130

Air Toxics LTD.
Laboratory Services Since 1989

Client Sample ID: VMP-6-31.5-0131I2

Lab ID#: 1202072AR1-05A

EPA METHOD TO-15 GC/MS

File Name:	14021333	Date of Collection:	1/31/12 2:30:00 PM
Dil. Factor:	171	Date of Analysis:	2/13/12 09:12 PM

Compound	Rpt. Limit (ppbv)	Amount (ppbv)	Rpt. Limit (ug/m3)	Amount (ug/m3)
Freon 12	860	Not Detected	4200	Not Detected
Freon 114	860	Not Detected	6000	Not Detected
Chloromethane	3400	Not Detected	7100	Not Detected
Vinyl Chloride	860	Not Detected	2200	Not Detected
1,3-Butadiene	860	Not Detected	1900	Not Detected
Bromomethane	860	Not Detected	3300	Not Detected
Chloroethane	3400	Not Detected	9000	Not Detected
Freon 11	860	Not Detected	4800	Not Detected
Ethanol	3400	Not Detected	6400	Not Detected
Freon 113	860	Not Detected	6600	Not Detected
1,1-Dichloroethene	860	Not Detected	3400	Not Detected
Acetone	3400	Not Detected	8100	Not Detected
2-Propanol	3400	Not Detected	8400	Not Detected
Carbon Disulfide	860	Not Detected	2700	Not Detected
3-Chloropropene	3400	Not Detected	11000	Not Detected
Methylene Chloride	860	Not Detected	3000	Not Detected
Methyl tert-butyl ether	860	Not Detected	3100	Not Detected
trans-1,2-Dichloroethene	860	Not Detected	3400	Not Detected
Hexane	860	400000 J	3000	1400000 J
1,1-Dichloroethane	860	Not Detected	3500	Not Detected
2-Butanone (Methyl Ethyl Ketone)	3400	Not Detected	10000	Not Detected
cis-1,2-Dichloroethene	860	Not Detected	3400	Not Detected
Tetrahydrofuran	860	Not Detected	2500	Not Detected
Chloroform	860	Not Detected	4200	Not Detected
1,1,1-Trichloroethane	860	Not Detected	4700	Not Detected
Cyclohexane	860	160000 J	2900	550000 J
Carbon Tetrachloride	860	Not Detected	5400	Not Detected
2,2,4-Trimethylpentane	860	400000 J	4000	1800000 J
Benzene	860	2500 J	2700	8100 J
1,2-Dichloroethane	860	Not Detected	3500	Not Detected
Heptane	860	170000 J	3500	680000 J
Trichloroethene	860	Not Detected	4600	Not Detected
1,2-Dichloropropane	860	Not Detected	4000	Not Detected
1,4-Dioxane	3400	Not Detected	12000	Not Detected
Bromodichloromethane	860	Not Detected	5700	Not Detected
cis-1,3-Dichloropropene	860	Not Detected	3900	Not Detected
4-Methyl-2-pentanone	860	Not Detected	3500	Not Detected
Toluene	860	Not Detected	3200	Not Detected
trans-1,3-Dichloropropene	860	Not Detected	3900	Not Detected
1,1,2-Trichloroethane	860	Not Detected	4700	Not Detected
Tetrachloroethene	860	Not Detected	5800	Not Detected

Air Toxics LTD.
Laboratory Services Since 1989

Client Sample ID: VMP-6-31.5-013112

Lab ID#: 1202072AR1-05A

EPA METHOD TO-15 GC/MS

File Name:	14021333	Date of Collection:	1/31/12 2:30:00 PM
Dil. Factor:	171	Date of Analysis:	2/13/12 09:12 PM

Compound	Rpt. Limit (ppbv)	Amount (ppbv)	Rpt. Limit (ug/m3)	Amount (ug/m3)
2-Hexanone	3400	Not Detected	14000	Not Detected
Dibromochloromethane	860	Not Detected	7300	Not Detected
1,2-Dibromoethane (EDB)	860	Not Detected	6600	Not Detected
Chlorobenzene	860	Not Detected	3900	Not Detected
Ethyl Benzene	860	1900 J	3700	8300 J
m,p-Xylene	860	420 J J	3700	1800 J J
o-Xylene	860	Not Detected	3700	Not Detected
Styrene	860	Not Detected	3600	Not Detected
Bromoform	3400	Not Detected	35000	Not Detected
Cumene	860	Not Detected	4200	Not Detected
1,1,2,2-Tetrachloroethane	860	Not Detected	5900	Not Detected
Propylbenzene	860	250 J J	4200	1200 J J
4-Ethyltoluene	860	Not Detected	4200	Not Detected
1,3,5-Trimethylbenzene	860	Not Detected	4200	Not Detected
1,2,4-Trimethylbenzene	3400	Not Detected	17000	Not Detected
1,3-Dichlorobenzene	860	Not Detected	5100	Not Detected
1,4-Dichlorobenzene	860	Not Detected	5100	Not Detected
alpha-Chlorotoluene	3400	Not Detected	18000	Not Detected
1,2-Dichlorobenzene	860	Not Detected	5100	Not Detected
1,2,4-Trichlorobenzene	3400	Not Detected	25000	Not Detected
Hexachlorobutadiene	3400	Not Detected	36000	Not Detected
Butane	3400	300000 J	8100	700000 J
Isopentane	3400	440000 J	10000	1300000 J

J = Estimated value.
Q = Exceeds Quality Control limits of 70% to 130%, due to matrix effects.
Container Type: 1 Liter Summa Canister

Surrogates	%Recovery	Method Limits
1,2-Dichloroethane-d4	139 Q	70-130
Toluene-d8	108	70-130
4-Bromofluorobenzene	90	70-130

Air Toxics LTD.
Laboratory Services Since 1989

Client Sample ID: VMP-6-39-013112

Lab ID#: 1202072AR1-06A

EPA METHOD TO-15 GC/MS

File Name:	14021334	Date of Collection:	1/31/12 3:26:00 PM
Dil. Factor:	171	Date of Analysis:	2/13/12 09:37 PM

Compound	Rpt. Limit (ppbv)	Amount (ppbv)	Rpt. Limit (ug/m3)	Amount (ug/m3)
Freon 12	860	Not Detected	4200	Not Detected
Freon 114	860	Not Detected	6000	Not Detected
Chloromethane	3400	Not Detected	7100	Not Detected
Vinyl Chloride	860	Not Detected	2200	Not Detected
1,3-Butadiene	860	Not Detected	1900	Not Detected
Bromomethane	860	Not Detected	3300	Not Detected
Chloroethane	3400	Not Detected	9000	Not Detected
Freon 11	860	Not Detected	4800	Not Detected
Ethanol	3400	Not Detected	6400	Not Detected
Freon 113	860	Not Detected	6600	Not Detected
1,1-Dichloroethene	860	Not Detected	3400	Not Detected
Acetone	3400	Not Detected	8100	Not Detected
2-Propanol	3400	Not Detected	8400	Not Detected
Carbon Disulfide	860	Not Detected	2700	Not Detected
3-Chloropropene	3400	Not Detected	11000	Not Detected
Methylene Chloride	860	Not Detected	3000	Not Detected
Methyl tert-butyl ether	860	Not Detected	3100	Not Detected
trans-1,2-Dichloroethene	860	Not Detected	3400	Not Detected
Hexane	860	500000 J	3000	1700000 J
1,1-Dichloroethane	860	Not Detected	3500	Not Detected
2-Butanone (Methyl Ethyl Ketone)	3400	Not Detected	10000	Not Detected
cis-1,2-Dichloroethene	860	Not Detected	3400	Not Detected
Tetrahydrofuran	860	Not Detected	2500	Not Detected
Chloroform	860	Not Detected	4200	Not Detected
1,1,1-Trichloroethane	860	Not Detected	4700	Not Detected
Cyclohexane	860	200000 J	2900	690000 J
Carbon Tetrachloride	860	Not Detected	5400	Not Detected
2,2,4-Trimethylpentane	860	480000 J	4000	2200000 J
Benzene	860	2600 J	2700	8300 J
1,2-Dichloroethane	860	Not Detected	3500	Not Detected
Heptane	860	200000 J	3500	800000 J
Trichloroethene	860	Not Detected	4600	Not Detected
1,2-Dichloropropane	860	Not Detected	4000	Not Detected
1,4-Dioxane	3400	Not Detected	12000	Not Detected
Bromodichloromethane	860	Not Detected	5700	Not Detected
cis-1,3-Dichloropropene	860	Not Detected	3900	Not Detected
4-Methyl-2-pentanone	860	Not Detected	3500	Not Detected
Toluene	860	Not Detected	3200	Not Detected
trans-1,3-Dichloropropene	860	Not Detected	3900	Not Detected
1,1,2-Trichloroethane	860	Not Detected	4700	Not Detected
Tetrachloroethene	860	Not Detected	5800	Not Detected

Air Toxics LTD.
Laboratory Services Since 1989

Client Sample ID: VMP-6-39-013112

Lab ID#: 1202072AR1-06A

EPA METHOD TO-15 GC/MS

File Name:	14021334	Date of Collection:	1/31/12 3:26:00 PM
Dil. Factor:	171	Date of Analysis:	2/13/12 09:37 PM

Compound	Rpt. Limit (ppbv)	Amount (ppbv)	Rpt. Limit (ug/m3)	Amount (ug/m3)
2-Hexanone	3400	Not Detected	14000	Not Detected
Dibromochloromethane	860	Not Detected	7300	Not Detected
1,2-Dibromoethane (EDB)	860	Not Detected	6600	Not Detected
Chlorobenzene	860	Not Detected	3900	Not Detected
Ethyl Benzene	860	4300 J	3700	19000 J
m,p-Xylene	860	990 J	3700	4300 J
o-Xylene	860	Not Detected	3700	Not Detected
Styrene	860	Not Detected	3600	Not Detected
Bromoform	3400	Not Detected	35000	Not Detected
Cumene	860	280 J J	4200	1400 J J
1,1,2,2-Tetrachloroethane	860	Not Detected	5900	Not Detected
Propylbenzene	860	340 J J	4200	1700 J J
4-Ethyltoluene	860	Not Detected	4200	Not Detected
1,3,5-Trimethylbenzene	860	Not Detected	4200	Not Detected
1,2,4-Trimethylbenzene	3400	Not Detected	17000	Not Detected
1,3-Dichlorobenzene	860	Not Detected	5100	Not Detected
1,4-Dichlorobenzene	860	Not Detected	5100	Not Detected
alpha-Chlorotoluene	3400	Not Detected	18000	Not Detected
1,2-Dichlorobenzene	860	Not Detected	5100	Not Detected
1,2,4-Trichlorobenzene	3400	Not Detected	25000	Not Detected
Hexachlorobutadiene	3400	Not Detected	36000	Not Detected
Butane	3400	380000 J	8100	900000 J
Isopentane	3400	560000 J	10000	1600000 J

J = Estimated value.
Q = Exceeds Quality Control limits of 70% to 130%, due to matrix effects.
Container Type: 1 Liter Summa Canister

Surrogates	%Recovery	Method Limits
1,2-Dichloroethane-d4	148 Q	70-130
Toluene-d8	102	70-130
4-Bromofluorobenzene	89	70-130

Air Toxics LTD.
Laboratory Services Since 1989

Client Sample ID: VMP-7-13.5-013112

Lab ID#: 1202072AR1-07A

EPA METHOD TO-15 GC/MS

File Name:	14021336	Date of Collection:	1/31/12 3:15:00 PM
Dil. Factor:	2.24	Date of Analysis:	2/13/12 10:32 PM

Compound	Rpt. Limit (ppbv)	Amount (ppbv)	Rpt. Limit (ug/m3)	Amount (ug/m3)
Freon 12	11	Not Detected	55	Not Detected
Freon 114	11	Not Detected	78	Not Detected
Chloromethane	45	Not Detected	92	Not Detected
Vinyl Chloride	11	Not Detected	29	Not Detected
1,3-Butadiene	11	Not Detected	25	Not Detected
Bromomethane	11	Not Detected	43	Not Detected
Chloroethane	45	Not Detected	120	Not Detected
Freon 11	11	Not Detected	63	Not Detected
Ethanol	45	50 J	84	94 J
Freon 113	11	Not Detected	86	Not Detected
1,1-Dichloroethene	11	Not Detected	44	Not Detected
Acetone	45	11 J J	110	26 J J
2-Propanol	45	44 J J	110	110 J J
Carbon Disulfide	11	Not Detected	35	Not Detected
3-Chloropropene	45	Not Detected	140	Not Detected
Methylene Chloride	11	Not Detected	39	Not Detected
Methyl tert-butyl ether	11	Not Detected	40	Not Detected
trans-1,2-Dichloroethene	11	Not Detected	44	Not Detected
Hexane	11	300 J	39	1100 J
1,1-Dichloroethane	11	Not Detected	45	Not Detected
2-Butanone (Methyl Ethyl Ketone)	45	8.1 J J	130	24 J J
cis-1,2-Dichloroethene	11	Not Detected	44	Not Detected
Tetrahydrofuran	11	Not Detected	33	Not Detected
Chloroform	11	Not Detected	55	Not Detected
1,1,1-Trichloroethane	11	Not Detected	61	Not Detected
Cyclohexane	11	480 J	38	1700 J
Carbon Tetrachloride	11	Not Detected	70	Not Detected
2,2,4-Trimethylpentane	11	7000 J	52	33000 J
Benzene	11	15 J	36	48 J
1,2-Dichloroethane	11	Not Detected	45	Not Detected
Heptane	11	Not Detected	46	Not Detected
Trichloroethene	11	Not Detected	60	Not Detected
1,2-Dichloropropane	11	Not Detected	52	Not Detected
1,4-Dioxane	45	Not Detected	160	Not Detected
Bromodichloromethane	11	Not Detected	75	Not Detected
cis-1,3-Dichloropropene	11	Not Detected	51	Not Detected
4-Methyl-2-pentanone	11	Not Detected	46	Not Detected
Toluene	11	4.6 J J	42	17 J J
trans-1,3-Dichloropropene	11	Not Detected	51	Not Detected
1,1,2-Trichloroethane	11	Not Detected	61	Not Detected
Tetrachloroethene	11	Not Detected	76	Not Detected

Air Toxics LTD.
Laboratory Services Since 1989

Client Sample ID: VMP-7-13.5-013112

Lab ID#: 1202072AR1-07A

EPA METHOD TO-15 GC/MS

File Name:	14021336	Date of Collection:	1/31/12 3:15:00 PM
Dil. Factor:	2.24	Date of Analysis:	2/13/12 10:32 PM

Compound	Rpt. Limit (ppbv)	Amount (ppbv)	Rpt. Limit (ug/m3)	Amount (ug/m3)
2-Hexanone	45	Not Detected	180	Not Detected
Dibromochloromethane	11	Not Detected	95	Not Detected
1,2-Dibromoethane (EDB)	11	Not Detected	86	Not Detected
Chlorobenzene	11	Not Detected	52	Not Detected
Ethyl Benzene	11	Not Detected	49	Not Detected
m,p-Xylene	11	Not Detected	49	Not Detected
o-Xylene	11	Not Detected	49	Not Detected
Styrene	11	Not Detected	48	Not Detected
Bromoform	45	Not Detected	460	Not Detected
Cumene	11	Not Detected	55	Not Detected
1,1,2,2-Tetrachloroethane	11	Not Detected	77	Not Detected
Propylbenzene	11	Not Detected	55	Not Detected
4-Ethyltoluene	11	Not Detected	55	Not Detected
1,3,5-Trimethylbenzene	11	Not Detected	55	Not Detected
1,2,4-Trimethylbenzene	45	Not Detected	220	Not Detected
1,3-Dichlorobenzene	11	Not Detected	67	Not Detected
1,4-Dichlorobenzene	11	Not Detected	67	Not Detected
alpha-Chlorotoluene	45	Not Detected	230	Not Detected
1,2-Dichlorobenzene	11	Not Detected	67	Not Detected
1,2,4-Trichlorobenzene	45	Not Detected	330	Not Detected
Hexachlorobutadiene	45	Not Detected	480	Not Detected
Butane	45	630 J	110	1500 J
Isopentane	45	2400 J	130	7200 J

J = Estimated value.
Q = Exceeds Quality Control limits of 70% to 130%, due to matrix effects.
Container Type: 1 Liter Summa Canister

Surrogates	%Recovery	Method Limits
1,2-Dichloroethane-d4	136 Q	70-130
Toluene-d8	106	70-130
4-Bromofluorobenzene	91	70-130

Air Toxics LTD.
Laboratory Services Since 1989

Client Sample ID: VMP-7-13.5-013112-DUP

Lab ID#: 1202072AR1-08A

EPA METHOD TO-15 GC/MS

File Name:	14021337	Date of Collection:	1/31/12 3:15:00 PM
Dil. Factor:	2.29	Date of Analysis:	2/13/12 10:57 PM

Compound	Rpt. Limit (ppbv)	Amount (ppbv)	Rpt. Limit (ug/m3)	Amount (ug/m3)
Freon 12	11	Not Detected	57	Not Detected
Freon 114	11	Not Detected	80	Not Detected
Chloromethane	46	Not Detected	94	Not Detected
Vinyl Chloride	11	Not Detected	29	Not Detected
1,3-Butadiene	11	Not Detected	25	Not Detected
Bromomethane	11	Not Detected	44	Not Detected
Chloroethane	46	Not Detected	120	Not Detected
Freon 11	11	Not Detected	64	Not Detected
Ethanol	46	63 J	86	120 J
Freon 113	11	Not Detected	88	Not Detected
1,1-Dichloroethene	11	Not Detected	45	Not Detected
Acetone	46	25 J J	110	59 J J
2-Propanol	46	80 J	110	200 J
Carbon Disulfide	11	Not Detected	36	Not Detected
3-Chloropropene	46	Not Detected	140	Not Detected
Methylene Chloride	11	Not Detected	40	Not Detected
Methyl tert-butyl ether	11	Not Detected	41	Not Detected
trans-1,2-Dichloroethene	11	Not Detected	45	Not Detected
Hexane	11	300 J	40	1000 J
1,1-Dichloroethane	11	Not Detected	46	Not Detected
2-Butanone (Methyl Ethyl Ketone)	46	6.6 J J	140	20 J J
cis-1,2-Dichloroethene	11	Not Detected	45	Not Detected
Tetrahydrofuran	11	Not Detected	34	Not Detected
Chloroform	11	Not Detected	56	Not Detected
1,1,1-Trichloroethane	11	Not Detected	62	Not Detected
Cyclohexane	11	460 J	39	1600 J
Carbon Tetrachloride	11	Not Detected	72	Not Detected
2,2,4-Trimethylpentane	11	6800 J	53	32000 J
Benzene	11	28 J	36	88 J
1,2-Dichloroethane	11	Not Detected	46	Not Detected
Heptane	11	Not Detected	47	Not Detected
Trichloroethene	11	Not Detected	62	Not Detected
1,2-Dichloropropane	11	Not Detected	53	Not Detected
1,4-Dioxane	46	Not Detected	160	Not Detected
Bromodichloromethane	11	Not Detected	77	Not Detected
cis-1,3-Dichloropropene	11	Not Detected	52	Not Detected
4-Methyl-2-pentanone	11	Not Detected	47	Not Detected
Toluene	11	Not Detected	43	Not Detected
trans-1,3-Dichloropropene	11	Not Detected	52	Not Detected
1,1,2-Trichloroethane	11	Not Detected	62	Not Detected
Tetrachloroethene	11	Not Detected	78	Not Detected

Air Toxics LTD.
Laboratory Services Since 1989

Client Sample ID: VMP-7-13.5-013112-DUP

Lab ID#: 1202072AR1-08A

EPA METHOD TO-15 GC/MS

File Name:	14021337	Date of Collection:	1/31/12 3:15:00 PM
Dil. Factor:	2.29	Date of Analysis:	2/13/12 10:57 PM

Compound	Rpt. Limit (ppbv)	Amount (ppbv)	Rpt. Limit (ug/m3)	Amount (ug/m3)
2-Hexanone	46	Not Detected	190	Not Detected
Dibromochloromethane	11	Not Detected	98	Not Detected
1,2-Dibromoethane (EDB)	11	Not Detected	88	Not Detected
Chlorobenzene	11	Not Detected	53	Not Detected
Ethyl Benzene	11	Not Detected	50	Not Detected
m,p-Xylene	11	Not Detected	50	Not Detected
o-Xylene	11	Not Detected	50	Not Detected
Styrene	11	Not Detected	49	Not Detected
Bromoform	46	Not Detected	470	Not Detected
Cumene	11	Not Detected	56	Not Detected
1,1,2,2-Tetrachloroethane	11	Not Detected	79	Not Detected
Propylbenzene	11	Not Detected	56	Not Detected
4-Ethyltoluene	11	Not Detected	56	Not Detected
1,3,5-Trimethylbenzene	11	Not Detected	56	Not Detected
1,2,4-Trimethylbenzene	46	Not Detected	220	Not Detected
1,3-Dichlorobenzene	11	Not Detected	69	Not Detected
1,4-Dichlorobenzene	11	Not Detected	69	Not Detected
alpha-Chlorotoluene	46	Not Detected	240	Not Detected
1,2-Dichlorobenzene	11	Not Detected	69	Not Detected
1,2,4-Trichlorobenzene	46	Not Detected	340	Not Detected
Hexachlorobutadiene	46	Not Detected	490	Not Detected
Butane	46	630 J	110	1500 J
Isopentane	46	2300 J	140	6900 J

J = Estimated value.
Q = Exceeds Quality Control limits of 70% to 130%, due to matrix effects.
Container Type: 1 Liter Summa Canister

Surrogates	%Recovery	Method Limits
1,2-Dichloroethane-d4	140 Q	70-130
Toluene-d8	107	70-130
4-Bromofluorobenzene	92	70-130

Air Toxics LTD.
Laboratory Services Since 1989

Client Sample ID: VMP-7-29.5-020112

Lab ID#: I202072AR1-09A

EPA METHOD TO-15 GC/MS

File Name:	14021408	Date of Collection:	2/1/12 10:03:00 AM
Dil. Factor:	29.2	Date of Analysis:	2/14/12 12:04 PM

Compound	Rpt. Limit (ppbv)	Amount (ppbv)	Rpt. Limit (ug/m3)	Amount (ug/m3)
Freon 12	150	Not Detected	720	Not Detected
Freon 114	150	Not Detected	1000	Not Detected
Chloromethane	580	Not Detected	1200	Not Detected
Vinyl Chloride	150	Not Detected	370	Not Detected
1,3-Butadiene	150	Not Detected	320	Not Detected
Bromomethane	150	Not Detected	570	Not Detected
Chloroethane	580	70 J J	1500	180 J J
Freon 11	150	Not Detected	820	Not Detected
Ethanol	580	Not Detected	1100	Not Detected
Freon 113	150	Not Detected	1100	Not Detected
1,1-Dichloroethene	150	Not Detected	580	Not Detected
Acetone	580	Not Detected	1400	Not Detected
2-Propanol	580	Not Detected	1400	Not Detected
Carbon Disulfide	150	Not Detected	450	Not Detected
3-Chloropropene	580	Not Detected	1800	Not Detected
Methylene Chloride	150	Not Detected	510	Not Detected
Methyl tert-butyl ether	150	Not Detected	530	Not Detected
trans-1,2-Dichloroethene	150	Not Detected	580	Not Detected
Hexane	150	46000 J	510	160000 J
1,1-Dichloroethane	150	Not Detected	590	Not Detected
2-Butanone (Methyl Ethyl Ketone)	580	Not Detected	1700	Not Detected
cis-1,2-Dichloroethene	150	Not Detected	580	Not Detected
Tetrahydrofuran	150	Not Detected	430	Not Detected
Chloroform	150	Not Detected	710	Not Detected
1,1,1-Trichloroethane	150	Not Detected	800	Not Detected
Cyclohexane	150	65000 J	500	220000 J
Carbon Tetrachloride	150	Not Detected	920	Not Detected
2,2,4-Trimethylpentane	150	120000 J	680	560000 J
Benzene	150	4700 J	470	15000 J
1,2-Dichloroethane	150	Not Detected	590	Not Detected
Heptane	150	37000 J	600	150000 J
Trichloroethene	150	Not Detected	780	Not Detected
1,2-Dichloropropane	150	Not Detected	670	Not Detected
1,4-Dioxane	580	Not Detected	2100	Not Detected
Bromodichloromethane	150	Not Detected	980	Not Detected
cis-1,3-Dichloropropene	150	Not Detected	660	Not Detected
4-Methyl-2-pentanone	150	Not Detected	600	Not Detected
Toluene	150	Not Detected	550	Not Detected
trans-1,3-Dichloropropene	150	Not Detected	660	Not Detected
1,1,2-Trichloroethane	150	Not Detected	800	Not Detected
Tetrachloroethene	150	Not Detected	990	Not Detected

Air Toxics LTD.
Laboratory Services Since 1989

Client Sample ID: VMP-7-29.5-020112
Lab ID#: 1202072ARI-09A
EPA METHOD TO-15 GC/MS

File Name:	14021408	Date of Collection:	2/1/12 10:03:00 AM
Dil. Factor:	29.2	Date of Analysis:	2/14/12 12:04 PM

Compound	Rpt. Limit (ppbv)	Amount (ppbv)	Rpt. Limit (ug/m3)	Amount (ug/m3)
2-Hexanone	580	Not Detected	2400	Not Detected
Dibromochloromethane	150	Not Detected	1200	Not Detected
1,2-Dibromoethane (EDB)	150	Not Detected	1100	Not Detected
Chlorobenzene	150	Not Detected	670	Not Detected
Ethyl Benzene	150	Not Detected	630	Not Detected
m,p-Xylene	150	Not Detected	630	Not Detected
o-Xylene	150	Not Detected	630	Not Detected
Styrene	150	Not Detected	620	Not Detected
Bromoform	580	Not Detected	6000	Not Detected
Cumene	150	110 J J	720	540 J J
1,1,2,2-Tetrachloroethane	150	Not Detected	1000	Not Detected
Propylbenzene	150	64 J J	720	320 J J
4-Ethyltoluene	150	Not Detected	720	Not Detected
1,3,5-Trimethylbenzene	150	Not Detected	720	Not Detected
1,2,4-Trimethylbenzene	580	Not Detected UJ	2900	Not Detected UJ
1,3-Dichlorobenzene	150	Not Detected	880	Not Detected
1,4-Dichlorobenzene	150	Not Detected	880	Not Detected
alpha-Chlorotoluene	580	Not Detected	3000	Not Detected
1,2-Dichlorobenzene	150	Not Detected	880	Not Detected
1,2,4-Trichlorobenzene	580	Not Detected UJ	4300	Not Detected UJ
Hexachlorobutadiene	580	Not Detected	6200	Not Detected
Butane	580	26000 J	1400	61000 J
Isopentane	580	120000 J	1700	360000 J

J = Estimated value.
Q = Exceeds Quality Control limits of 70% to 130%, due to matrix effects.
Container Type: 1 Liter Summa Canister

Surrogates	%Recovery	Method Limits
1,2-Dichloroethane-d4	178 Q	70-130
Toluene-d8	111	70-130
4-Bromofluorobenzene	91	70-130

Air Toxics LTD.
Laboratory Services Since 1989

Client Sample ID: VMP-7-38-020112
Lab ID#: 1202072AR1-10A
EPA METHOD TO-15 GC/MS

File Name:	14021409	Date of Collection:	2/1/12 9:00:00 AM
Dil. Factor:	42.0	Date of Analysis:	2/14/12 12:33 PM

Compound	Rpt. Limit (ppbv)	Amount (ppbv)	Rpt. Limit (ug/m3)	Amount (ug/m3)
Freon 12	210	Not Detected	1000	Not Detected
Freon 114	210	Not Detected	1500	Not Detected
Chloromethane	840	Not Detected	1700	Not Detected
Vinyl Chloride	210	Not Detected	540	Not Detected
1,3-Butadiene	210	Not Detected	460	Not Detected
Bromomethane	210	Not Detected	820	Not Detected
Chloroethane	840	Not Detected	2200	Not Detected
Freon 11	210	Not Detected	1200	Not Detected
Ethanol	840	Not Detected	1600	Not Detected
Freon 113	210	Not Detected	1600	Not Detected
1,1-Dichloroethene	210	Not Detected	830	Not Detected
Acetone	840	Not Detected	2000	Not Detected
2-Propanol	840	Not Detected	2100	Not Detected
Carbon Disulfide	210	Not Detected	650	Not Detected
3-Chloropropene	840	Not Detected	2600	Not Detected
Methylene Chloride	210	Not Detected	730	Not Detected
Methyl tert-butyl ether	210	Not Detected	760	Not Detected
trans-1,2-Dichloroethene	210	Not Detected	830	Not Detected
Hexane	210	51000 J	740	180000 J
1,1-Dichloroethane	210	Not Detected	850	Not Detected
2-Butanone (Methyl Ethyl Ketone)	840	Not Detected	2500	Not Detected
cis-1,2-Dichloroethene	210	Not Detected	830	Not Detected
Tetrahydrofuran	210	Not Detected	620	Not Detected
Chloroform	210	Not Detected	1000	Not Detected
1,1,1-Trichloroethane	210	Not Detected	1100	Not Detected
Cyclohexane	210	77000 J	720	260000 J
Carbon Tetrachloride	210	Not Detected	1300	Not Detected
2,2,4-Trimethylpentane	210	140000 J	980	630000 J
Benzene	210	4700 J	670	15000 J
1,2-Dichloroethane	210	Not Detected	850	Not Detected
Heptane	210	44000 J	860	180000 J
Trichloroethene	210	Not Detected	1100	Not Detected
1,2-Dichloropropane	210	Not Detected	970	Not Detected
1,4-Dioxane	840	Not Detected	3000	Not Detected
Bromodichloromethane	210	Not Detected	1400	Not Detected
cis-1,3-Dichloropropene	210	Not Detected	950	Not Detected
4-Methyl-2-pentanone	210	Not Detected	860	Not Detected
Toluene	210	Not Detected	790	Not Detected
trans-1,3-Dichloropropene	210	Not Detected	950	Not Detected
1,1,2-Trichloroethane	210	Not Detected	1100	Not Detected
Tetrachloroethene	210	Not Detected	1400	Not Detected

Air Toxics LTD.
Laboratory Services Since 1989

Client Sample ID: VMP-7-38-020112

Lab ID#: I202072AR1-10A

EPA METHOD TO-15 GC/MS

File Name:	14021409	Date of Collection:	2/1/12 9:00:00 AM
Dil. Factor:	42.0	Date of Analysis:	2/14/12 12:33 PM

Compound	Rpt. Limit (ppbv)	Amount (ppbv)	Rpt. Limit (ug/m3)	Amount (ug/m3)
2-Hexanone	840	Not Detected	3400	Not Detected
Dibromochloromethane	210	Not Detected	1800	Not Detected
1,2-Dibromoethane (EDB)	210	Not Detected	1600	Not Detected
Chlorobenzene	210	Not Detected	970	Not Detected
Ethyl Benzene	210	Not Detected	910	Not Detected
m,p-Xylene	210	Not Detected	910	Not Detected
o-Xylene	210	Not Detected	910	Not Detected
Styrene	210	Not Detected	890	Not Detected
Bromoform	840	Not Detected	8700	Not Detected
Cumene	210	110 J J	1000	550 J J
1,1,2,2-Tetrachloroethane	210	Not Detected	1400	Not Detected
Propylbenzene	210	67 J J	1000	330 J J
4-Ethyltoluene	210	Not Detected	1000	Not Detected
1,3,5-Trimethylbenzene	210	Not Detected	1000	Not Detected
1,2,4-Trimethylbenzene	840	Not Detected UJ	4100	Not Detected UJ
1,3-Dichlorobenzene	210	Not Detected	1300	Not Detected
1,4-Dichlorobenzene	210	Not Detected	1300	Not Detected
alpha-Chlorotoluene	840	Not Detected	4300	Not Detected
1,2-Dichlorobenzene	210	Not Detected	1300	Not Detected
1,2,4-Trichlorobenzene	840	Not Detected UJ	6200	Not Detected UJ
Hexachlorobutadiene	840	Not Detected	9000	Not Detected
Butane	840	27000 J	2000	63000 J
Isopentane	840	130000 J	2500	390000 J

J = Estimated value.
Q = Exceeds Quality Control limits of 70% to 130%, due to matrix effects.
Container Type: 1 Liter Summa Canister

Surrogates	%Recovery	Method Limits
1,2-Dichloroethane-d4	173 Q	70-130
Toluene-d8	107	70-130
4-Bromofluorobenzene	94	70-130

Air Toxics LTD.
Laboratory Services Since 1989

Client Sample ID: VMP-15-5-020112

Lab ID#: 1202072AR1-11A

EPA METHOD TO-15 GC/MS

File Name:	14021410	Date of Collection:	2/1/12 8:59:00 AM
Dil. Factor:	1.71	Date of Analysis:	2/14/12 12:56 PM

Compound	Rpt. Limit (ppbv)	Amount (ppbv)	Rpt. Limit (ug/m3)	Amount (ug/m3)
Freon 12	8.6	Not Detected	42	Not Detected
Freon 114	8.6	Not Detected	60	Not Detected
Chloromethane	34	Not Detected	71	Not Detected
Vinyl Chloride	8.6	Not Detected	22	Not Detected
1,3-Butadiene	8.6	Not Detected	19	Not Detected
Bromomethane	8.6	Not Detected	33	Not Detected
Chloroethane	34	Not Detected	90	Not Detected
Freon 11	8.6	Not Detected	48	Not Detected
Ethanol	34	31 J	64	59 J
Freon 113	8.6	Not Detected	66	Not Detected
1,1-Dichloroethene	8.6	Not Detected	34	Not Detected
Acetone	34	4.9 J	81	12 J
2-Propanol	34	12 J	84	29 J
Carbon Disulfide	8.6	Not Detected	27	Not Detected
3-Chloropropene	34	Not Detected	110	Not Detected
Methylene Chloride	8.6	Not Detected	30	Not Detected
Methyl tert-butyl ether	8.6	Not Detected	31	Not Detected
trans-1,2-Dichloroethene	8.6	Not Detected	34	Not Detected
Hexane	8.6	Not Detected	30	Not Detected
1,1-Dichloroethane	8.6	Not Detected	35	Not Detected
2-Butanone (Methyl Ethyl Ketone)	34	3.1 J	100	9.3 J
cis-1,2-Dichloroethene	8.6	Not Detected	34	Not Detected
Tetrahydrofuran	8.6	Not Detected	25	Not Detected
Chloroform	8.6	Not Detected	42	Not Detected
1,1,1-Trichloroethane	8.6	Not Detected	47	Not Detected
Cyclohexane	8.6	Not Detected	29	Not Detected
Carbon Tetrachloride	8.6	Not Detected	54	Not Detected
2,2,4-Trimethylpentane	8.6	5.5 J	40	26 J
Benzene	8.6	Not Detected	27	Not Detected
1,2-Dichloroethane	8.6	Not Detected	35	Not Detected
Heptane	8.6	Not Detected	35	Not Detected
Trichloroethene	8.6	Not Detected	46	Not Detected
1,2-Dichloropropane	8.6	Not Detected	40	Not Detected
1,4-Dioxane	34	Not Detected	120	Not Detected
Bromodichloromethane	8.6	Not Detected	57	Not Detected
cis-1,3-Dichloropropene	8.6	Not Detected	39	Not Detected
4-Methyl-2-pentanone	8.6	12	35	49
Toluene	8.6	2.9 J	32	11 J
trans-1,3-Dichloropropene	8.6	Not Detected	39	Not Detected
1,1,2-Trichloroethane	8.6	Not Detected	47	Not Detected
Tetrachloroethene	8.6	Not Detected	58	Not Detected

Air Toxics LTD.
Laboratory Services Since 1989

Client Sample ID: VMP-15-5-020112

Lab ID#: 1202072ARI-11A

EPA METHOD TO-15 GC/MS

File Name:	14021410	Date of Collection:	2/1/12 8:59:00 AM
Dil. Factor:	1.71	Date of Analysis:	2/14/12 12:56 PM

Compound	Rpt. Limit (ppbv)	Amount (ppbv)	Rpt. Limit (ug/m3)	Amount (ug/m3)
2-Hexanone	34	Not Detected	140	Not Detected
Dibromochloromethane	8.6	Not Detected	73	Not Detected
1,2-Dibromoethane (EDB)	8.6	Not Detected	66	Not Detected
Chlorobenzene	8.6	Not Detected	39	Not Detected
Ethyl Benzene	8.6	5.8 J	37	25 J
m,p-Xylene	8.6	2.3 J	37	9.9 J
o-Xylene	8.6	Not Detected	37	Not Detected
Styrene	8.6	Not Detected	36	Not Detected
Bromoform	34	Not Detected	350	Not Detected
Cumene	8.6	6.2 J	42	30 J
1,1,2,2-Tetrachloroethane	8.6	Not Detected	59	Not Detected
Propylbenzene	8.6	14	42	67
4-Ethyltoluene	8.6	5.2 J	42	26 J
1,3,5-Trimethylbenzene	8.6	Not Detected	42	Not Detected
1,2,4-Trimethylbenzene	34	2.6 J	170	13 J J
1,3-Dichlorobenzene	8.6	Not Detected	51	Not Detected
1,4-Dichlorobenzene	8.6	Not Detected	51	Not Detected
alpha-Chlorotoluene	34	Not Detected	180	Not Detected
1,2-Dichlorobenzene	8.6	Not Detected	51	Not Detected
1,2,4-Trichlorobenzene	34	Not Detected	250	Not Detected UJ
Hexachlorobutadiene	34	Not Detected	360	Not Detected
Butane	34	Not Detected	81	Not Detected
Isopentane	34	4.7 J	100	14 J

J = Estimated value.

Container Type: 1 Liter Summa Canister

Surrogates	%Recovery	Method Limits
1,2-Dichloroethane-d4	122	70-130
Toluene-d8	103	70-130
4-Bromofluorobenzene	96	70-130

Air Toxics LTD.
Laboratory Services Since 1989

Client Sample ID: VMP-15-21.5-020112
Lab ID#: 1202072AR1-I2A
EPA METHOD TO-15 GC/MS

File Name:	14021411	Date of Collection:	2/1/12 9:53:00 AM
Dil. Factor:	16.8	Date of Analysis:	2/14/12 01:20 PM

Compound	Rpt. Limit (ppbv)	Amount (ppbv)	Rpt. Limit (ug/m3)	Amount (ug/m3)
Freon 12	84	Not Detected	420	Not Detected
Freon 114	84	Not Detected	590	Not Detected
Chloromethane	340	Not Detected	690	Not Detected
Vinyl Chloride	84	Not Detected	210	Not Detected
1,3-Butadiene	84	Not Detected	180	Not Detected
Bromomethane	84	Not Detected	330	Not Detected
Chloroethane	340	Not Detected	890	Not Detected
Freon 11	84	Not Detected	470	Not Detected
Ethanol	340	Not Detected	630	Not Detected
Freon 113	84	Not Detected	640	Not Detected
1,1-Dichloroethene	84	Not Detected	330	Not Detected
Acetone	340	Not Detected	800	Not Detected
2-Propanol	340	Not Detected	820	Not Detected
Carbon Disulfide	84	29 J	260	91 J
3-Chloropropene	340	Not Detected	1000	Not Detected
Methylene Chloride	84	Not Detected	290	Not Detected
Methyl tert-butyl ether	84	Not Detected	300	Not Detected
trans-1,2-Dichloroethene	84	Not Detected	330	Not Detected
Hexane	84	Not Detected	300	Not Detected
1,1-Dichloroethane	84	Not Detected	340	Not Detected
2-Butanone (Methyl Ethyl Ketone)	340	Not Detected	990	Not Detected
cis-1,2-Dichloroethene	84	Not Detected	330	Not Detected
Tetrahydrofuran	84	Not Detected	250	Not Detected
Chloroform	84	Not Detected	410	Not Detected
1,1,1-Trichloroethane	84	Not Detected	460	Not Detected
Cyclohexane	84	Not Detected	290	Not Detected
Carbon Tetrachloride	84	Not Detected	530	Not Detected
2,2,4-Trimethylpentane	84	68000	390	320000
Benzene	84	51 J	270	160 J
1,2-Dichloroethane	84	Not Detected	340	Not Detected
Heptane	84	Not Detected	340	Not Detected
Trichloroethene	84	Not Detected	450	Not Detected
1,2-Dichloropropane	84	Not Detected	390	Not Detected
1,4-Dioxane	340	Not Detected	1200	Not Detected
Bromodichloromethane	84	Not Detected	560	Not Detected
cis-1,3-Dichloropropene	84	Not Detected	380	Not Detected
4-Methyl-2-pentanone	84	Not Detected	340	Not Detected
Toluene	84	Not Detected	320	Not Detected
trans-1,3-Dichloropropene	84	Not Detected	380	Not Detected
1,1,2-Trichloroethane	84	Not Detected	460	Not Detected
Tetrachloroethene	84	Not Detected	570	Not Detected

Air Toxics LTD.
Laboratory Services Since 1989

Client Sample ID: VMP-15-21.5-020112

Lab ID#: 1202072AR1-12A

EPA METHOD TO-15 GC/MS

File Name:	14021411	Date of Collection:	2/1/12 9:53:00 AM
Dil. Factor:	16.8	Date of Analysis:	2/14/12 01:20 PM

Compound	Rpt. Limit (ppbv)	Amount (ppbv)	Rpt. Limit (ug/m3)	Amount (ug/m3)
2-Hexanone	340	Not Detected	1400	Not Detected
Dibromochloromethane	84	Not Detected	720	Not Detected
1,2-Dibromoethane (EDB)	84	Not Detected	640	Not Detected
Chlorobenzene	84	Not Detected	390	Not Detected
Ethyl Benzene	84	Not Detected	360	Not Detected
m,p-Xylene	84	Not Detected	360	Not Detected
o-Xylene	84	Not Detected	360	Not Detected
Styrene	84	Not Detected	360	Not Detected
Bromoform	340	Not Detected	3500	Not Detected
Cumene	84	Not Detected	410	Not Detected
1,1,2,2-Tetrachloroethane	84	Not Detected	580	Not Detected
Propylbenzene	84	Not Detected	410	Not Detected
4-Ethyltoluene	84	Not Detected	410	Not Detected
1,3,5-Trimethylbenzene	84	Not Detected	410	Not Detected
1,2,4-Trimethylbenzene	340	Not Detected UJ	1600	Not Detected UJ
1,3-Dichlorobenzene	84	Not Detected	500	Not Detected
1,4-Dichlorobenzene	84	Not Detected	500	Not Detected
alpha-Chlorotoluene	340	Not Detected	1700	Not Detected
1,2-Dichlorobenzene	84	Not Detected	500	Not Detected
1,2,4-Trichlorobenzene	340	Not Detected UJ	2500	Not Detected UJ
Hexachlorobutadiene	340	Not Detected	3600	Not Detected
Butane	340	Not Detected	800	Not Detected
Isopentane	340	2700 J	990	7900 J

J = Estimated value.
Q = Exceeds Quality Control limits of 70% to 130%, due to matrix effects.
Container Type: 1 Liter Summa Canister

Surrogates	%Recovery	Method Limits
1,2-Dichloroethane-d4	148 Q	70-130
Toluene-d8	107	70-130
4-Bromofluorobenzene	92	70-130

Air Toxics LTD.
Laboratory Services Since 1989

Client Sample ID: Lab Blank
Lab ID#: 1202072AR1-13A
EPA METHOD TO-15 GC/MS

File Name:	14021312c	Date of Collection: NA	
Dil. Factor:	1.00	Date of Analysis: 2/13/12 10:37 AM	

Compound	Rpt. Limit (ppbv)	Amount (ppbv)	Rpt. Limit (ug/m3)	Amount (ug/m3)
Freon 12	5.0	Not Detected	25	Not Detected
Freon 114	5.0	Not Detected	35	Not Detected
Chloromethane	20	Not Detected	41	Not Detected
Vinyl Chloride	5.0	Not Detected	13	Not Detected
1,3-Butadiene	5.0	Not Detected	11	Not Detected
Bromomethane	5.0	Not Detected	19	Not Detected
Chloroethane	20	Not Detected	53	Not Detected
Freon 11	5.0	Not Detected	28	Not Detected
Ethanol	20	Not Detected	38	Not Detected
Freon 113	5.0	Not Detected	38	Not Detected
1,1-Dichloroethene	5.0	Not Detected	20	Not Detected
Acetone	20	Not Detected	48	Not Detected
2-Propanol	20	Not Detected	49	Not Detected
Carbon Disulfide	5.0	Not Detected	16	Not Detected
3-Chloropropene	20	Not Detected	63	Not Detected
Methylene Chloride	5.0	Not Detected	17	Not Detected
Methyl tert-butyl ether	5.0	Not Detected	18	Not Detected
trans-1,2-Dichloroethene	5.0	Not Detected	20	Not Detected
Hexane	5.0	Not Detected	18	Not Detected
1,1-Dichloroethane	5.0	Not Detected	20	Not Detected
2-Butanone (Methyl Ethyl Ketone)	20	Not Detected	59	Not Detected
cis-1,2-Dichloroethene	5.0	Not Detected	20	Not Detected
Tetrahydrofuran	5.0	Not Detected	15	Not Detected
Chloroform	5.0	Not Detected	24	Not Detected
1,1,1-Trichloroethane	5.0	Not Detected	27	Not Detected
Cyclohexane	5.0	Not Detected	17	Not Detected
Carbon Tetrachloride	5.0	Not Detected	31	Not Detected
2,2,4-Trimethylpentane	5.0	Not Detected	23	Not Detected
Benzene	5.0	Not Detected	16	Not Detected
1,2-Dichloroethane	5.0	Not Detected	20	Not Detected
Heptane	5.0	Not Detected	20	Not Detected
Trichloroethene	5.0	Not Detected	27	Not Detected
1,2-Dichloropropane	5.0	Not Detected	23	Not Detected
1,4-Dioxane	20	Not Detected	72	Not Detected
Bromodichloromethane	5.0	Not Detected	34	Not Detected
cis-1,3-Dichloropropene	5.0	Not Detected	23	Not Detected
4-Methyl-2-pentanone	5.0	Not Detected	20	Not Detected
Toluene	5.0	Not Detected	19	Not Detected
trans-1,3-Dichloropropene	5.0	Not Detected	23	Not Detected
1,1,2-Trichloroethane	5.0	Not Detected	27	Not Detected
Tetrachloroethene	5.0	Not Detected	34	Not Detected

Air Toxics LTD.
Laboratory Services Since 1989

Client Sample ID: Lab Blank

Lab ID#: 1202072AR1-13A

EPA METHOD TO-15 GC/MS

File Name:	14021312c	Date of Collection: NA	
Dil. Factor:	1.00	Date of Analysis: 2/13/12 10:37 AM	

Compound	Rpt. Limit (ppbv)	Amount (ppbv)	Rpt. Limit (ug/m3)	Amount (ug/m3)
2-Hexanone	20	Not Detected	82	Not Detected
Dibromochloromethane	5.0	Not Detected	42	Not Detected
1,2-Dibromoethane (EDB)	5.0	Not Detected	38	Not Detected
Chlorobenzene	5.0	Not Detected	23	Not Detected
Ethyl Benzene	5.0	Not Detected	22	Not Detected
m,p-Xylene	5.0	Not Detected	22	Not Detected
o-Xylene	5.0	Not Detected	22	Not Detected
Styrene	5.0	Not Detected	21	Not Detected
Bromoform	20	Not Detected	210	Not Detected
Cumene	5.0	Not Detected	24	Not Detected
1,1,2,2-Tetrachloroethane	5.0	Not Detected	34	Not Detected
Propylbenzene	5.0	Not Detected	24	Not Detected
4-Ethyltoluene	5.0	Not Detected	24	Not Detected
1,3,5-Trimethylbenzene	5.0	Not Detected	24	Not Detected
1,2,4-Trimethylbenzene	20	Not Detected	98	Not Detected
1,3-Dichlorobenzene	5.0	Not Detected	30	Not Detected
1,4-Dichlorobenzene	5.0	Not Detected	30	Not Detected
alpha-Chlorotoluene	20	Not Detected	100	Not Detected
1,2-Dichlorobenzene	5.0	Not Detected	30	Not Detected
1,2,4-Trichlorobenzene	20	Not Detected	150	Not Detected
Hexachlorobutadiene	20	Not Detected	210	Not Detected
Butane	20	Not Detected	48	Not Detected
Isopentane	20	Not Detected	59	Not Detected

Container Type: NA - Not Applicable

Surrogates	%Recovery	Method Limits
1,2-Dichloroethane-d4	124	70-130
Toluene-d8	99	70-130
4-Bromofluorobenzene	93	70-130

Air Toxics LTD.
Laboratory Services Since 1989

Client Sample ID: Lab Blank

Lab ID#: 1202072AR1-13B

EPA METHOD TO-15 GC/MS

File Name:	14021407c	Date of Collection: NA	
Dil. Factor:	1.00	Date of Analysis: 2/14/12 10:37 AM	

Compound	Rpt. Limit (ppbv)	Amount (ppbv)	Rpt. Limit (ug/m3)	Amount (ug/m3)
Freon 12	5.0	Not Detected	25	Not Detected
Freon 114	5.0	Not Detected	35	Not Detected
Chloromethane	20	Not Detected	41	Not Detected
Vinyl Chloride	5.0	Not Detected	13	Not Detected
1,3-Butadiene	5.0	Not Detected	11	Not Detected
Bromomethane	5.0	Not Detected	19	Not Detected
Chloroethane	20	Not Detected	53	Not Detected
Freon 11	5.0	Not Detected	28	Not Detected
Ethanol	20	4.1 J	38	7.7 J
Freon 113	5.0	Not Detected	38	Not Detected
1,1-Dichloroethene	5.0	Not Detected	20	Not Detected
Acetone	20	Not Detected	48	Not Detected
2-Propanol	20	Not Detected	49	Not Detected
Carbon Disulfide	5.0	Not Detected	16	Not Detected
3-Chloropropene	20	Not Detected	63	Not Detected
Methylene Chloride	5.0	Not Detected	17	Not Detected
Methyl tert-butyl ether	5.0	Not Detected	18	Not Detected
trans-1,2-Dichloroethene	5.0	Not Detected	20	Not Detected
Hexane	5.0	Not Detected	18	Not Detected
1,1-Dichloroethane	5.0	Not Detected	20	Not Detected
2-Butanone (Methyl Ethyl Ketone)	20	Not Detected	59	Not Detected
cis-1,2-Dichloroethene	5.0	Not Detected	20	Not Detected
Tetrahydrofuran	5.0	Not Detected	15	Not Detected
Chloroform	5.0	Not Detected	24	Not Detected
1,1,1-Trichloroethane	5.0	Not Detected	27	Not Detected
Cyclohexane	5.0	Not Detected	17	Not Detected
Carbon Tetrachloride	5.0	Not Detected	31	Not Detected
2,2,4-Trimethylpentane	5.0	Not Detected	23	Not Detected
Benzene	5.0	Not Detected	16	Not Detected
1,2-Dichloroethane	5.0	Not Detected	20	Not Detected
Heptane	5.0	Not Detected	20	Not Detected
Trichloroethene	5.0	Not Detected	27	Not Detected
1,2-Dichloropropane	5.0	Not Detected	23	Not Detected
1,4-Dioxane	20	Not Detected	72	Not Detected
Bromodichloromethane	5.0	Not Detected	34	Not Detected
cis-1,3-Dichloropropene	5.0	Not Detected	23	Not Detected
4-Methyl-2-pentanone	5.0	Not Detected	20	Not Detected
Toluene	5.0	Not Detected	19	Not Detected
trans-1,3-Dichloropropene	5.0	Not Detected	23	Not Detected
1,1,2-Trichloroethane	5.0	Not Detected	27	Not Detected
Tetrachloroethene	5.0	Not Detected	34	Not Detected

Air Toxics LTD.
Laboratory Services Since 1989

Client Sample ID: Lab Blank

Lab ID#: 1202072AR1-13B

EPA METHOD TO-15 GC/MS

File Name:	14021407c	Date of Collection: NA	
Dil. Factor:	1.00	Date of Analysis: 2/14/12 10:37 AM	

Compound	Rpt. Limit (ppbv)	Amount (ppbv)	Rpt. Limit (ug/m3)	Amount (ug/m3)
2-Hexanone	20	Not Detected	82	Not Detected
Dibromochloromethane	5.0	Not Detected	42	Not Detected
1,2-Dibromoethane (EDB)	5.0	Not Detected	38	Not Detected
Chlorobenzene	5.0	Not Detected	23	Not Detected
Ethyl Benzene	5.0	Not Detected	22	Not Detected
m,p-Xylene	5.0	Not Detected	22	Not Detected
o-Xylene	5.0	Not Detected	22	Not Detected
Styrene	5.0	Not Detected	21	Not Detected
Bromoform	20	Not Detected	210	Not Detected
Cumene	5.0	Not Detected	24	Not Detected
1,1,2,2-Tetrachloroethane	5.0	Not Detected	34	Not Detected
Propylbenzene	5.0	Not Detected	24	Not Detected
4-Ethyltoluene	5.0	Not Detected	24	Not Detected
1,3,5-Trimethylbenzene	5.0	Not Detected	24	Not Detected
1,2,4-Trimethylbenzene	20	Not Detected	98	Not Detected
1,3-Dichlorobenzene	5.0	Not Detected	30	Not Detected
1,4-Dichlorobenzene	5.0	Not Detected	30	Not Detected
alpha-Chlorotoluene	20	Not Detected	100	Not Detected
1,2-Dichlorobenzene	5.0	Not Detected	30	Not Detected
1,2,4-Trichlorobenzene	20	Not Detected	150	Not Detected
Hexachlorobutadiene	20	Not Detected	210	Not Detected
Butane	20	Not Detected	48	Not Detected
Isopentane	20	Not Detected	59	Not Detected

J = Estimated value.

Container Type: NA - Not Applicable

Surrogates	%Recovery	Method Limits
1,2-Dichloroethane-d4	121	70-130
Toluene-d8	102	70-130
4-Bromofluorobenzene	92	70-130

Air Toxics LTD.
Laboratory Services Since 1989

Client Sample ID: CCV
Lab ID#: 1202072AR1-14A
EPA METHOD TO-15 GC/MS

File Name:	14021308	Date of Collection: NA	
Dil. Factor:	1.00	Date of Analysis: 2/13/12 08:38 AM	

Compound	%Recovery
Freon 12	102
Freon 114	88
Chloromethane	89
Vinyl Chloride	89
1,3-Butadiene	89
Bromomethane	96
Chloroethane	94
Freon 11	100
Ethanol	109
Freon 113	88
1,1-Dichloroethene	108
Acetone	107
2-Propanol	96
Carbon Disulfide	90
3-Chloropropene	84
Methylene Chloride	104
Methyl tert-butyl ether	97
trans-1,2-Dichloroethene	93
Hexane	101
1,1-Dichloroethane	101
2-Butanone (Methyl Ethyl Ketone)	94
cis-1,2-Dichloroethene	104
Tetrahydrofuran	109
Chloroform	101
1,1,1-Trichloroethane	104
Cyclohexane	94
Carbon Tetrachloride	104
2,2,4-Trimethylpentane	102
Benzene	96
1,2-Dichloroethane	110
Heptane	97
Trichloroethene	96
1,2-Dichloropropane	100
1,4-Dioxane	85
Bromodichloromethane	102
cis-1,3-Dichloropropene	96
4-Methyl-2-pentanone	94
Toluene	94
trans-1,3-Dichloropropene	101
1,1,2-Trichloroethane	98
Tetrachloroethene	91

Air Toxics LTD.
Laboratory Services Since 1989

Client Sample ID: CCV
Lab ID#: 1202072AR1-14A
EPA METHOD TO-15 GC/MS

File Name:	14021308	Date of Collection: NA	
Dil. Factor:	1.00	Date of Analysis: 2/13/12 08:38 AM	

Compound	%Recovery
2-Hexanone	87
Dibromochloromethane	104
1,2-Dibromoethane (EDB)	98
Chlorobenzene	95
Ethyl Benzene	95
m,p-Xylene	96
o-Xylene	98
Styrene	94
Bromoform	102
Cumene	103
1,1,2,2-Tetrachloroethane	109
Propylbenzene	102
4-Ethyltoluene	93
1,3,5-Trimethylbenzene	107
1,2,4-Trimethylbenzene	85
1,3-Dichlorobenzene	103
1,4-Dichlorobenzene	105
alpha-Chlorotoluene	107
1,2-Dichlorobenzene	109
1,2,4-Trichlorobenzene	93
Hexachlorobutadiene	100
Butane	84
Isopentane	101

Container Type: NA - Not Applicable

Surrogates	%Recovery	Method Limits
1,2-Dichloroethane-d4	121	70-130
Toluene-d8	103	70-130
4-Bromofluorobenzene	98	70-130

Air Toxics LTD.
Laboratory Services Since 1989

Client Sample ID: CCV
Lab ID#: 1202072AR1-14B
EPA METHOD TO-15 GC/MS

File Name:	14021402	Date of Collection: NA	
Dil. Factor:	1.00	Date of Analysis: 2/14/12 07:05 AM	

Compound	%Recovery
Freon 12	110
Freon 114	95
Chloromethane	97
Vinyl Chloride	96
1,3-Butadiene	98
Bromomethane	101
Chloroethane	95
Freon 11	103
Ethanol	93
Freon 113	93
1,1-Dichloroethene	109
Acetone	109
2-Propanol	94
Carbon Disulfide	91
3-Chloropropene	85
Methylene Chloride	106
Methyl tert-butyl ether	97
trans-1,2-Dichloroethene	95
Hexane	102
1,1-Dichloroethane	101
2-Butanone (Methyl Ethyl Ketone)	97
cis-1,2-Dichloroethene	105
Tetrahydrofuran	107
Chloroform	102
1,1,1-Trichloroethane	104
Cyclohexane	95
Carbon Tetrachloride	103
2,2,4-Trimethylpentane	103
Benzene	100
1,2-Dichloroethane	112
Heptane	102
Trichloroethene	101
1,2-Dichloropropane	103
1,4-Dioxane	89
Bromodichloromethane	106
cis-1,3-Dichloropropene	98
4-Methyl-2-pentanone	103
Toluene	101
trans-1,3-Dichloropropene	102
1,1,2-Trichloroethane	98
Tetrachloroethene	93

Air Toxics LTD.
Laboratory Services Since 1989

Client Sample ID: CCV
Lab ID#: 1202072AR1-14B
EPA METHOD TO-15 GC/MS

File Name:	14021402	Date of Collection: NA	
Dil. Factor:	1.00	Date of Analysis: 2/14/12 07:05 AM	

Compound	%Recovery
2-Hexanone	87
Dibromochloromethane	101
1,2-Dibromoethane (EDB)	99
Chlorobenzene	97
Ethyl Benzene	98
m,p-Xylene	97
o-Xylene	97
Styrene	93
Bromoform	99
Cumene	102
1,1,2,2-Tetrachloroethane	108
Propylbenzene	103
4-Ethyltoluene	94
1,3,5-Trimethylbenzene	105
1,2,4-Trimethylbenzene	85
1,3-Dichlorobenzene	102
1,4-Dichlorobenzene	104
alpha-Chlorotoluene	106
1,2-Dichlorobenzene	108
1,2,4-Trichlorobenzene	94
Hexachlorobutadiene	104
Butane	91
Isopentane	103

Container Type: NA - Not Applicable

Surrogates	%Recovery	Method Limits
1,2-Dichloroethane-d4	115	70-130
Toluene-d8	107	70-130
4-Bromofluorobenzene	96	70-130

Air Toxics LTD.
Laboratory Services Since 1989

Client Sample ID: LCS
Lab ID#: 1202072AR1-15A
EPA METHOD TO-15 GC/MS

File Name:	14021309	Date of Collection: NA	
Dil. Factor:	1.00	Date of Analysis: 2/13/12 09:00 AM	

Compound	%Recovery
Freon 12	96
Freon 114	89
Chloromethane	96
Vinyl Chloride	92
1,3-Butadiene	93
Bromomethane	96
Chloroethane	97
Freon 11	104
Ethanol	92
Freon 113	90
1,1-Dichloroethene	120
Acetone	96
2-Propanol	101
Carbon Disulfide	111
3-Chloropropene	94
Methylene Chloride	106
Methyl tert-butyl ether	96
trans-1,2-Dichloroethene	106
Hexane	102
1,1-Dichloroethane	102
2-Butanone (Methyl Ethyl Ketone)	93
cis-1,2-Dichloroethene	105
Tetrahydrofuran	104
Chloroform	105
1,1,1-Trichloroethane	105
Cyclohexane	91
Carbon Tetrachloride	104
2,2,4-Trimethylpentane	101
Benzene	99
1,2-Dichloroethane	109
Heptane	93
Trichloroethene	98
1,2-Dichloropropane	101
1,4-Dioxane	88
Bromodichloromethane	102
cis-1,3-Dichloropropene	92
4-Methyl-2-pentanone	87
Toluene	92
trans-1,3-Dichloropropene	92
1,1,2-Trichloroethane	94
Tetrachloroethene	88

Air Toxics LTD.
Laboratory Services Since 1989

Client Sample ID: LCS

Lab ID#: 1202072AR1-15A

EPA METHOD TO-15 GC/MS

File Name:	**14021309**	**Date of Collection: NA**	
Dil. Factor:	**1.00**	**Date of Analysis: 2/13/12 09:00 AM**	

Compound	%Recovery
2-Hexanone	84
Dibromochloromethane	97
1,2-Dibromoethane (EDB)	96
Chlorobenzene	97
Ethyl Benzene	93
m,p-Xylene	93
o-Xylene	92
Styrene	92
Bromoform	86
Cumene	98
1,1,2,2-Tetrachloroethane	106
Propylbenzene	99
4-Ethyltoluene	86
1,3,5-Trimethylbenzene	104
1,2,4-Trimethylbenzene	77
1,3-Dichlorobenzene	100
1,4-Dichlorobenzene	100
alpha-Chlorotoluene	90
1,2-Dichlorobenzene	105
1,2,4-Trichlorobenzene	89
Hexachlorobutadiene	96
Butane	82
Isopentane	104

Container Type: NA - Not Applicable

Surrogates	%Recovery	Method Limits
1,2-Dichloroethane-d4	119	70-130
Toluene-d8	102	70-130
4-Bromofluorobenzene	94	70-130

Air Toxics LTD.
Laboratory Services Since 1989

Client Sample ID: LCSD
Lab ID#: 1202072AR1-15AA
EPA METHOD TO-15 GC/MS

File Name:	14021310	Date of Collection: NA
Dil. Factor:	1.00	Date of Analysis: 2/13/12 09:24 AM

Compound	%Recovery
Freon 12	104
Freon 114	88
Chloromethane	94
Vinyl Chloride	87
1,3-Butadiene	90
Bromomethane	97
Chloroethane	93
Freon 11	105
Ethanol	91
Freon 113	92
1,1-Dichloroethene	118
Acetone	101
2-Propanol	99
Carbon Disulfide	108
3-Chloropropene	94
Methylene Chloride	106
Methyl tert-butyl ether	93
trans-1,2-Dichloroethene	104
Hexane	100
1,1-Dichloroethane	99
2-Butanone (Methyl Ethyl Ketone)	87
cis-1,2-Dichloroethene	103
Tetrahydrofuran	104
Chloroform	103
1,1,1-Trichloroethane	103
Cyclohexane	91
Carbon Tetrachloride	101
2,2,4-Trimethylpentane	98
Benzene	96
1,2-Dichloroethane	110
Heptane	91
Trichloroethene	96
1,2-Dichloropropane	96
1,4-Dioxane	84
Bromodichloromethane	101
cis-1,3-Dichloropropene	88
4-Methyl-2-pentanone	87
Toluene	90
trans-1,3-Dichloropropene	92
1,1,2-Trichloroethane	95
Tetrachloroethene	88

Air Toxics LTD.
Laboratory Services Since 1989

Client Sample ID: LCSD
Lab ID#: 1202072AR1-15AA
EPA METHOD TO-15 GC/MS

File Name:	14021310	Date of Collection: NA	
Dil. Factor:	1.00	Date of Analysis: 2/13/12 09:24 AM	

Compound	%Recovery
2-Hexanone	80
Dibromochloromethane	92
1,2-Dibromoethane (EDB)	95
Chlorobenzene	94
Ethyl Benzene	89
m,p-Xylene	90
o-Xylene	87
Styrene	88
Bromoform	83
Cumene	95
1,1,2,2-Tetrachloroethane	103
Propylbenzene	96
4-Ethyltoluene	82
1,3,5-Trimethylbenzene	100
1,2,4-Trimethylbenzene	74
1,3-Dichlorobenzene	95
1,4-Dichlorobenzene	97
alpha-Chlorotoluene	85
1,2-Dichlorobenzene	103
1,2,4-Trichlorobenzene	88
Hexachlorobutadiene	96
Butane	88
Isopentane	106

Container Type: NA - Not Applicable

Surrogates	%Recovery	Method Limits
1,2-Dichloroethane-d4	120	70-130
Toluene-d8	103	70-130
4-Bromofluorobenzene	95	70-130

Air Toxics LTD.
Laboratory Services Since 1989

Client Sample ID: LCS
Lab ID#: 1202072AR1-15B
EPA METHOD TO-15 GC/MS

File Name:	14021403	Date of Collection: NA	
Dil. Factor:	1.00	Date of Analysis: 2/14/12 07:39 AM	

Compound	%Recovery
Freon 12	106
Freon 114	91
Chloromethane	100
Vinyl Chloride	91
1,3-Butadiene	96
Bromomethane	98
Chloroethane	88
Freon 11	99
Ethanol	82
Freon 113	90
1,1-Dichloroethene	112
Acetone	95
2-Propanol	91
Carbon Disulfide	104
3-Chloropropene	87
Methylene Chloride	99
Methyl tert-butyl ether	87
trans-1,2-Dichloroethene	99
Hexane	92
1,1-Dichloroethane	98
2-Butanone (Methyl Ethyl Ketone)	85
cis-1,2-Dichloroethene	96
Tetrahydrofuran	94
Chloroform	98
1,1,1-Trichloroethane	97
Cyclohexane	88
Carbon Tetrachloride	96
2,2,4-Trimethylpentane	91
Benzene	94
1,2-Dichloroethane	103
Heptane	85
Trichloroethene	94
1,2-Dichloropropane	95
1,4-Dioxane	78
Bromodichloromethane	94
cis-1,3-Dichloropropene	83
4-Methyl-2-pentanone	79
Toluene	89
trans-1,3-Dichloropropene	86
1,1,2-Trichloroethane	92
Tetrachloroethene	86

Air Toxics LTD.
Laboratory Services Since 1989

Client Sample ID: LCS
Lab ID#: 1202072AR1-15B
EPA METHOD TO-15 GC/MS

File Name:	14021403	Date of Collection: NA	
Dil. Factor:	1.00	Date of Analysis: 2/14/12 07:39 AM	

Compound	%Recovery
2-Hexanone	76
Dibromochloromethane	87
1,2-Dibromoethane (EDB)	90
Chlorobenzene	89
Ethyl Benzene	86
m,p-Xylene	87
o-Xylene	85
Styrene	84
Bromoform	78
Cumene	91
1,1,2,2-Tetrachloroethane	98
Propylbenzene	90
4-Ethyltoluene	78
1,3,5-Trimethylbenzene	96
1,2,4-Trimethylbenzene	68 Q
1,3-Dichlorobenzene	88
1,4-Dichlorobenzene	88
alpha-Chlorotoluene	77
1,2-Dichlorobenzene	91
1,2,4-Trichlorobenzene	61 Q
Hexachlorobutadiene	70
Butane	82
Isopentane	96

Q = Exceeds Quality Control limits.

Container Type: NA - Not Applicable

Surrogates	%Recovery	Method Limits
1,2-Dichloroethane-d4	118	70-130
Toluene-d8	102	70-130
4-Bromofluorobenzene	96	70-130

Air Toxics LTD.
Laboratory Services Since 1989

Client Sample ID: LCSD
Lab ID#: 1202072ARI-15BB
EPA METHOD TO-15 GC/MS

File Name:	14021404	Date of Collection: NA	
Dil. Factor:	1.00	Date of Analysis: 2/14/12 08:05 AM	

Compound	%Recovery
Freon 12	111
Freon 114	95
Chloromethane	103
Vinyl Chloride	98
1,3-Butadiene	100
Bromomethane	102
Chloroethane	97
Freon 11	105
Ethanol	86
Freon 113	95
1,1-Dichloroethene	119
Acetone	99
2-Propanol	96
Carbon Disulfide	110
3-Chloropropene	97
Methylene Chloride	105
Methyl tert-butyl ether	91
trans-1,2-Dichloroethene	104
Hexane	100
1,1-Dichloroethane	102
2-Butanone (Methyl Ethyl Ketone)	89
cis-1,2-Dichloroethene	100
Tetrahydrofuran	104
Chloroform	107
1,1,1-Trichloroethane	103
Cyclohexane	95
Carbon Tetrachloride	104
2,2,4-Trimethylpentane	97
Benzene	98
1,2-Dichloroethane	111
Heptane	92
Trichloroethene	99
1,2-Dichloropropane	100
1,4-Dioxane	86
Bromodichloromethane	103
cis-1,3-Dichloropropene	89
4-Methyl-2-pentanone	91
Toluene	94
trans-1,3-Dichloropropene	96
1,1,2-Trichloroethane	97
Tetrachloroethene	93

Air Toxics LTD.
Laboratory Services Since 1989

Client Sample ID: LCSD

Lab ID#: 1202072AR1-15BB

EPA METHOD TO-15 GC/MS

File Name:	14021404	Date of Collection: NA	
Dil. Factor:	1.00	Date of Analysis: 2/14/12 08:05 AM	

Compound	%Recovery
2-Hexanone	82
Dibromochloromethane	93
1,2-Dibromoethane (EDB)	96
Chlorobenzene	98
Ethyl Benzene	91
m,p-Xylene	92
o-Xylene	93
Styrene	93
Bromoform	86
Cumene	97
1,1,2,2-Tetrachloroethane	106
Propylbenzene	100
4-Ethyltoluene	88
1,3,5-Trimethylbenzene	106
1,2,4-Trimethylbenzene	85
1,3-Dichlorobenzene	105
1,4-Dichlorobenzene	104
alpha-Chlorotoluene	91
1,2-Dichlorobenzene	109
1,2,4-Trichlorobenzene	95
Hexachlorobutadiene	106
Butane	93
Isopentane	103

Container Type: NA - Not Applicable

Surrogates	%Recovery	Method Limits
1,2-Dichloroethane-d4	118	70-130
Toluene-d8	103	70-130
4-Bromofluorobenzene	97	70-130

Shell Oil Products Chain Of Custody Record

URS

Air Toxics LTD.
Project Name: Roxana Soil Vapor
Project # 21562735.00011
Lab Vendor #

Please Check Appropriate Box:
- ☒ ENV. SERVICES
- ☐ MOTIVA RETAIL
- ☐ SHELL RETAIL
- ☐ MOTIVA SD&CM
- ☐ CONSULTANT
- ☐ LUBES
- ☐ SHELL PIPELINE
- ☐ OTHER _____

Print Bill To Contact Name: Dave Palmer

INCIDENT # (ENV SERVICES): 9 7 2 1 6 6 4 0

☐ CHECK IF NO INCIDENT # APPLIES

DATE: 1-Feb-12

PAGE: 1 of 2

PO #:

SAP #: 3 4 0 0 6 1

SAMPLING COMPANY: URS CORPORATION

LOG CODE:

SITE ADDRESS: Street and City: 900 SOUTH CENTRAL AVE – ROXANA

State: IL

GLOBAL ID NO.:

ADDRESS: 1001 HIGHLANDS PLAZA DRIVE WEST - SUITE 300; ST. LOUIS, MO 63110

EDF DELIVERABLE TO (Name, Company, Office Location): Elizabeth Kunkel, URS, St. Louis

PHONE NO.: 314-743-4179

E-MAIL: elizabeth.kunkel@urs.com

CONSULTANT PROJECT NAME/#: Roxana Soil Vapor

Laboratory Address: Air Toxics, LTD 180 Blue Ravine Road, Suite B, Folsom, CA 95630-4719

TELEPHONE: 314-429-0100

FAX: 314-429-0462

ID To Contact E-MAIL: dave.palmer@urs.com

SAMPLER NAME(S) (Print): M. Miller, S. Voss, L. Rashnow, D. Mellingly, C. Williams, C. Smith, C. Kretzer

TURNAROUND TIME (CALENDAR DAYS):
- ☒ STANDARD (14 DAY)
- ☐ 5 DAYS
- ☐ 3 DAYS
- ☐ 2 DAYS
- ☐ 24 HOURS
- ☐ RESULTS NEEDED ON WEEKEND

☐ LA - RWQCB REPORT FORMAT ☒ UST AGENCY:

DELIVERABLES: ☐ LEVEL 1 ☐ LEVEL 2 ☐ LEVEL 3 ☒ LEVEL 4 ☐ OTHER (SPECIFY) _____

- ☒ SHELL CONTRACT RATE APPLIES
- ☐ STATE REIMBURSEMENT RATE APPLIES
- ☐ EDD NOT NEEDED
- ☒ RECEIPT VERIFICATION REQUESTED

REQUESTED ANALYSIS

Turn Around Time: ☒ Normal ☐ Rush Specify

Lab Use Only: Pressurized by: Date: Pressurization Gas: N_2 He

LAB USE ONLY	Field Sample Identification	SAMPLING DATE	SAMPLING TIME	Canister Number	Canister Pressure/Vacuum Initial	Final	Receipt	Final (psi)	Modified TO-15 + Butane & Isopentane	ASTM D-1946 + Helium	ASTM D-1946		Sample PID (ppm)
[illegible]	VMP-25-21-013112	01/31/12	1135 - 1143	20070	-30	-8			X	X			140.2
[illegible]	VMP-25-21-013112-DUP	01/31/12	1135 - 1143	2644	-30	-7.5			X	X			140.2
[illegible]	VMP-1-23.5-013112	01/31/12	0815 - 0844	3108	-28.5	-8.5			X	X			107
[illegible]	VMP-6-10-013112	01/31/12	1125 - 1135	2545	-30	-8			X	X			304.6
[illegible]	VMP-6-31.5-013112	01/31/12	1357 - 1430	2628	-30	-7.5			X	X			312.7
[illegible]	VMP-6-39-013112	01/31/12	1453 - 1526	5635	-30	-7.5			X	X			350.8
[illegible]	VMP-7-13.5-013112	01/31/12	1445 - 1515	40865	-29	-8.5			X	X			15.4
[illegible]	VMP-7-13.5-013112-DUP	01/31/12	1445 - 1515	445	-29	-9			X	X			15.4
[illegible]	VMP-7-29.5-020112	02/01/12	0901 - 1003	436	-30	-7			X	X			347.4
[illegible]	VMP-7-38-020112	02/01/12	0830 - 0900	3852	-29	-5.5			X	X			400.8

ADDITIONAL NOTES:
- 14 day hold time
- Report results between MDL and RL
- Level IV ECVP

Relinquished by: (Signature)	Received by: (Signature)	Date	Time
[signature]	FEDEX	2/1/12	1800
Relinquished by: (Signature)	Received by: (Signature) [signature]	2.2.12	0850
Relinquished by: (Signature)	Received by: (Signature)	Date	Time

05/2/05 Revision

Fedex

CUSTODY SEAL ☒ N NO... ACT? N

Shell Oil Products Chain Of Custody Record

URS

Air Toxics LTD.
Project Name: Roxana Soil Vapor
Project # 21562735.00011
Lab Vendor #

Please Check Appropriate Box: ☑ ENV. SERVICES ☐ MOTIVA RETAIL ☐ SHELL RETAIL ☐ MOTIVA SD&CM ☐ CONSULTANT ☐ LUBES ☐ SHELL PIPELINE ☐ OTHER _____

Print Bill To Contact Name: Dave Palmer

INCIDENT # (ENV SERVICES): 9 7 2 1 6 6 4 0 ☐ CHECK IF NO INCIDENT # APPLIES

DATE: 1-Feb-12

PO #

SAP # 3 4 0 0 5 1

PAGE: 2 of 2

SAMPLING COMPANY: URS CORPORATION

LOG CODE

SITE ADDRESS: Street and City: 900 SOUTH CENTRAL AVE -- ROXANA

State: IL

GLOBAL ID NO.:

ADDRESS: 1001 HIGHLANDS PLAZA DRIVE WEST - SUITE 300; ST. LOUIS, MO 63110

EDP DELIVERABLE TO (Name, Company, Office Location): Elizabeth Kunkel, URS, St. Louis

PHONE NO.: 314-743-4179

E-MAIL: elizabeth.kunkel@urs.com

CONSULTANT PROJECT NAME#: Roxana Soil Vapor

Laboratory Address: Air Toxics, LTD 180 Blue Ravine Road, Suite B, Folsom, CA 95630-4719

SAMPLER NAME(S) (PRINT): M. Miller, S. Voss, L. Reinrow, D. Mellingly, C. Williams, C. Smith, C. Kreiser

TELEPHONE: 314-429-0100

FAX: 314-429-0462

E-MAIL TO CONTACT: dave.palmer@urs.com

TURNAROUND TIME (CALENDAR DAYS): ☑ STANDARD (14 DAY) ☐ 5 DAYS ☐ 3 DAYS ☐ 2 DAYS ☐ 24 HOURS ☐ RESULTS NEEDED ON WEEKEND

☐ LA - RWQCB REPORT FORMAT ☑ UST AGENCY:

DELIVERABLES: ☐ LEVEL 1 ☐ LEVEL 2 ☐ LEVEL 3 ☑ LEVEL 4 ☐ OTHER (SPECIFY) _____

☑ SHELL CONTRACT RATE APPLIES
☐ STATE REIMBURSEMENT RATE APPLIES
☐ EDD NOT NEEDED
☑ RECEIPT VERIFICATION REQUESTED

REQUESTED ANALYSIS

LAB USE ONLY	Field Sample Identification	SAMPLING DATE	SAMPLING TIME	Canister Number	Canister Pressure/Vacuum Initial	Final	Receipt	Final (psi)	Modified TO-15 + Butane & Isopentane	ASTM D-1946 + Helium	ASTM D-1946		Sample PID (ppm)
14	VMP-15-5-020112	02/01/12	0926 - 0959	3496	-30	-7.5			X	X			1.4
15	VMP-15-21.5-020112	02/01/12	0921 - 0953	2397	-28	-7.5			X	X			143.8

Turn Around Time: ☑ Normal ☐ Rush Specify

Lab Use Only: Pressurized by: Date: Pressurization Gas: N_2 He

ADDITIONAL NOTES:

- 14 day hold time
- Report results between MDL and RL
- Level IV ECVP

Relinquished by: (Signature)	Received by: (Signature)	Date	Time
	FEDEX	2/1/12	1500
Relinquished by: (Signature)	Received by: (Signature)	Date	Time
		2.2.12	0850
Relinquished by: (Signature)	Received by: (Signature)	Date	Time

05/2008 Revision

Feb 8

CUSTODY SEAL INTACT? Y N

Air Toxics LTD.
Laboratory Services Since 1989

2/22/2012
Ms. Elizabeth Kunkel
URS Corporation
1001 Highlands Plaza Dr. West
Suite 300
St. Louis MO 63110

Project Name: Roxana Soil Vapor
Project #: 21562735.00011
Workorder #: 1202072BR1

Dear Ms. Elizabeth Kunkel

The following report includes the data for the above referenced project for sample(s) received on 2/2/2012 at Air Toxics Ltd.

The data and associated QC analyzed by Modified ASTM D-1946 are compliant with the project requirements or laboratory criteria with the exception of the deviations noted in the attached case narrative.

Thank you for choosing Air Toxics Ltd. for your air analysis needs. Air Toxics Ltd. is committed to providing accurate data of the highest quality. Please feel free to contact the Project Manager: Kelly Buettner at 916-985-1000 if you have any questions regarding the data in this report.

Regards,

Kelly Buettner

Kelly Buettner
Project Manager

180 BLUE RAVINE ROAD, SUITE B FOLSOM, CA - 95630
(916) 985-1000 .FAX (916) 985-1020
Hours 6:30 A.M to 5:30 PST

Air Toxics LTD.
Laboratory Services Since 1989

WORK ORDER #: 1202072BR1

Work Order Summary

CLIENT:	Ms. Elizabeth Kunkel URS Corporation 1001 Highlands Plaza Dr. West Suite 300 St. Louis, MO 63110	**BILL TO:**	Accounts Payable Austin URS Corporation P.O. BOX 203970 Austin, TX 78720-1088
PHONE:	314-743-4179	**P.O. #**	21562593.00009
FAX:		**PROJECT #**	21562735.00011 Roxana Soil Vapor
DATE RECEIVED:	02/02/2012	**CONTACT:**	Kelly Buettner
DATE COMPLETED:	02/15/2012		
DATE REISSUED:	02/22/2012		

FRACTION #	NAME	TEST	RECEIPT VAC./PRES.	FINAL PRESSURE
01A	VMP-25-21-013112	Modified ASTM D-1946	7.0 "Hg	5 psi
02A	VMP-25-21-013112-DUP	Modified ASTM D-1946	7.0 "Hg	5 psi
03A	VMP-1-23.5-013112	Modified ASTM D-1946	6.0 "Hg	5 psi
04A	VMP-6-10-013112	Modified ASTM D-1946	7.5 "Hg	5 psi
05A	VMP-6-31.5-013112	Modified ASTM D-1946	6.5 "Hg	5 psi
06A	VMP-6-39-013112	Modified ASTM D-1946	6.5 "Hg	5 psi
07A	VMP-7-13.5-013112	Modified ASTM D-1946	7.5 "Hg	5 psi
08A	VMP-7-13.5-013112-DUP	Modified ASTM D-1946	8.0 "Hg	5 psi
09A	VMP-7-29.5-020112	Modified ASTM D-1946	7.0 "Hg	5 psi
10A	VMP-7-38-020112	Modified ASTM D-1946	6.0 "Hg	5 psi
11A	VMP-15-5-020112	Modified ASTM D-1946	6.5 "Hg	5 psi
12A	VMP-15-21.5-020112	Modified ASTM D-1946	6.0 "Hg	5 psi
13A	Lab Blank	Modified ASTM D-1946	NA	NA
13B	Lab Blank	Modified ASTM D-1946	NA	NA
14A	LCS	Modified ASTM D-1946	NA	NA
14AA	LCSD	Modified ASTM D-1946	NA	NA

CERTIFIED BY: Linda D. Freeman DATE: 02/22/12

Laboratory Director

Certfication numbers: AZ Licensure AZ0719, CA NELAP - 02110CA, LA NELAP - 02089, NY NELAP - 11291, TX NELAP - T104704434-11-3, UT NELAP -CA009332011-1, WA NELAP - C935
Name of Accrediting Agency: NELAP/Florida Department of Health, Scope of Application: Clean Air Act, Accreditation number: E87680, Effective date: 07/01/11 , Expiration date: 06/30/12.
Air Toxics Ltd. certifies that the test results contained in this report meet all requirements of the NELAC standards

This report shall not be reproduced, except in full, without the written approval of Air Toxics Ltd.

180 BLUE RAVINE ROAD, SUITE B FOLSOM, CA - 95630
(916) 985-1000 . (800) 985-5955 . FAX (916) 985-1020

LABORATORY NARRATIVE
Modified ASTM D-1946
URS Corporation
Workorder# 1202072BR1

Twelve 1 Liter Summa Canister samples were received on February 02, 2012. The laboratory performed analysis via Modified ASTM Method D-1946 for Methane and fixed gases in air using GC/FID or GC/TCD. The method involves direct injection of 1.0 mL of sample.

On the analytical column employed for this analysis, Oxygen coelutes with Argon. The corresponding peak is quantitated as Oxygen.

Since Nitrogen is used to pressurize samples, the reported Nitrogen values are calculated by adding all the sample components and subtracting from 100%.

Method modifications taken to run these samples are summarized in the table below. Specific project requirements may over-ride the ATL modifications.

Requirement	*ASTM D-1946*	*ATL Modifications*
Calibration	A single point calibration is performed using a reference standard closely matching the composition of the unknown.	A 3-point calibration curve is performed. Quantitation is based on a daily calibration standard which may or may not resemble the composition of the associated samples.
Reference Standard	The composition of any reference standard must be known to within 0.01 mol % for any component.	The standards used by ATL are blended to a >/= 95% accuracy.
Sample Injection Volume	Components whose concentrations are in excess of 5 % should not be analyzed by using sample volumes greater than 0.5 mL.	The sample container is connected directly to a fixed volume sample loop of 1.0 mL on the GC. Linear range is defined by the calibration curve. Bags are loaded by vacuum.
Normalization	Normalize the mole percent values by multiplying each value by 100 and dividing by the sum of the original values. The sum of the original values should not differ from 100% by more than 1.0%.	Results are not normalized. The sum of the reported values can differ from 100% by as much as 15%, either due to analytical variability or an unusual sample matrix.
Precision	Precision requirements established at each concentration level.	Duplicates should agree within 25% RPD for detections > 5 X's the RL.

Receiving Notes

There were no receiving discrepancies.

Analytical Notes

As per project specific client request the laboratory has reported estimated values for target compound hits that are below the Reporting Limit but greater than the Method Detection Limit.

THE WORK ORDER WAS REISSUED ON 02/22/12 TO CORRECT THE IDENTIFICATION OF SAMPLE VMP-15-21.5-020112 DUE TO LABORATORY TRANSCRIPTION ERROR.

Definition of Data Qualifying Flags

Seven qualifiers may have been used on the data analysis sheets and indicate as follows:
B - Compound present in laboratory blank greater than reporting limit.
J - Estimated value.
E - Exceeds instrument calibration range.
S - Saturated peak.
Q - Exceeds quality control limits.
U - Compound analyzed for but not detected above the detection limit.
M - Reported value may be biased due to apparent matrix interferences.
File extensions may have been used on the data analysis sheets and indicates as follows:
a-File was requantified
b-File was quantified by a second column and detector
r1-File was requantified for the purpose of reissue

Air Toxics LTD.
Laboratory Services Since 1989

Summary of Detected Compounds
NATURAL GAS ANALYSIS BY MODIFIED ASTM D-1946

Client Sample ID: VMP-25-21-013112

Lab ID#: 1202072BR1-01A

Compound	Rpt. Limit (%)	Amount (%)
Oxygen	0.18	1.2
Nitrogen	0.18	51
Methane	0.00018	30
Carbon Dioxide	0.018	15
Ethane	0.0018	0.022

Client Sample ID: VMP-25-21-013112-DUP

Lab ID#: 1202072BR1-02A

Compound	Rpt. Limit (%)	Amount (%)
Oxygen	0.18	1.1
Nitrogen	0.18	51
Methane	0.00018	30
Carbon Dioxide	0.018	15
Ethane	0.0018	0.022

Client Sample ID: VMP-1-23.5-013112

Lab ID#: 1202072BR1-03A

Compound	Rpt. Limit (%)	Amount (%)
Oxygen	0.17	4.2
Nitrogen	0.17	80
Methane	0.00017	6.0
Carbon Dioxide	0.017	9.1
Ethane	0.0017	0.0023

Client Sample ID: VMP-6-10-013112

Lab ID#: 1202072BR1-04A

Compound	Rpt. Limit (%)	Amount (%)
Oxygen	0.18	1.6

Air Toxics LTD.
Laboratory Services Since 1989

Summary of Detected Compounds
NATURAL GAS ANALYSIS BY MODIFIED ASTM D-1946

Client Sample ID: VMP-6-10-013112

Lab ID#: 1202072BR1-04A

Nitrogen	0.18	82
Methane	0.00018	0.73
Carbon Dioxide	0.018	15
Ethane	0.0018	0.00027 J

Client Sample ID: VMP-6-31.5-013112

Lab ID#: 1202072BR1-05A

Compound	Rpt. Limit (%)	Amount (%)
Oxygen	0.17	1.8
Nitrogen	0.17	79
Methane	0.00017	4.4
Carbon Dioxide	0.017	14
Ethane	0.0017	0.0018

Client Sample ID: VMP-6-39-013112

Lab ID#: 1202072BR1-06A

Compound	Rpt. Limit (%)	Amount (%)
Oxygen	0.17	1.4
Nitrogen	0.17	78
Methane	0.00017	5.1
Carbon Dioxide	0.017	14
Ethane	0.0017	0.0023

Client Sample ID: VMP-7-13.5-013112

Lab ID#: 1202072BR1-07A

Compound	Rpt. Limit (%)	Amount (%)
Oxygen	0.18	1.6
Nitrogen	0.18	83
Methane	0.00018	0.014
Carbon Dioxide	0.018	15

Air Toxics LTD.
Laboratory Services Since 1989

Summary of Detected Compounds
NATURAL GAS ANALYSIS BY MODIFIED ASTM D-1946

Client Sample ID: VMP-7-13.5-013112

Lab ID#: 1202072BR1-07A

Helium	0.090	0.41 J

Client Sample ID: VMP-7-13.5-013112-DUP

Lab ID#: 1202072BR1-08A

Compound	Rpt. Limit (%)	Amount (%)
Oxygen	0.18	1.5
Nitrogen	0.18	83
Methane	0.00018	0.014
Carbon Dioxide	0.018	15

Client Sample ID: VMP-7-29.5-020112

Lab ID#: 1202072BRI-09A

Compound	Rpt. Limit (%)	Amount (%)
Oxygen	0.18	2.0
Nitrogen	0.18	82
Methane	0.00018	1.0
Carbon Dioxide	0.018	15
Ethane	0.0018	0.00016 J

Client Sample ID: VMP-7-38-020112

Lab ID#: 1202072BR1-10A

Compound	Rpt. Limit (%)	Amount (%)
Oxygen	0.17	2.5
Nitrogen	0.17	81
Methane	0.00017	1.1
Carbon Dioxide	0.017	15
Ethane	0.0017	0.00017 J

Air Toxics LTD.
Laboratory Services Since 1989

Summary of Detected Compounds
NATURAL GAS ANALYSIS BY MODIFIED ASTM D-1946

Client Sample ID: VMP-15-5-020112

Lab ID#: 1202072BR1-11A

Compound	Rpt. Limit (%)	Amount (%)
Oxygen	0.17	9.8
Nitrogen	0.17	90
Carbon Dioxide	0.017	9.2

Client Sample ID: VMP-15-21.5-020112

Lab ID#: 1202072BR1-12A

Compound	Rpt. Limit (%)	Amount (%)
Oxygen	0.17	3.8
Nitrogen	0.17	79
Methane	0.00017	2.2
Carbon Dioxide	0.017	15
Ethane	0.0017	0.0013 J

Air Toxics LTD.
Laboratory Services Since 1989

Client Sample ID: VMP-25-21-013112

Lab ID#: 1202072BR1-01A

NATURAL GAS ANALYSIS BY MODIFIED ASTM D-1946

File Name:	9020306	Date of Collection:	1/31/12 11:43:00 AM
Dil. Factor:	1.75	Date of Analysis:	2/3/12 08:41 AM

Compound	Rpt. Limit (%)	Amount (%)
Oxygen	0.18	1.2
Nitrogen	0.18	51
Carbon Monoxide	0.018	Not Detected
Methane	0.00018	30
Carbon Dioxide	0.018	15
Ethane	0.0018	0.022
Ethene	0.0018	Not Detected
Helium	0.088	Not Detected

Container Type: 1 Liter Summa Canister

Air Toxics LTD.
Laboratory Services Since 1989

Client Sample ID: VMP-25-21-013112-DUP

Lab ID#: 1202072BR1-02A

NATURAL GAS ANALYSIS BY MODIFIED ASTM D-1946

File Name:	9020307	Date of Collection:	2/1/12 11:43:00 AM
Dil. Factor:	1.75	Date of Analysis:	2/3/12 09:06 AM

Compound	Rpt. Limit (%)	Amount (%)
Oxygen	0.18	1.1
Nitrogen	0.18	51
Carbon Monoxide	0.018	Not Detected
Methane	0.00018	30
Carbon Dioxide	0.018	15
Ethane	0.0018	0.022
Ethene	0.0018	Not Detected
Helium	0.088	Not Detected

Container Type: 1 Liter Summa Canister

Air Toxics LTD.
Laboratory Services Since 1989

Client Sample ID: VMP-1-23.5-013112

Lab ID#: I202072BR1-03A

NATURAL GAS ANALYSIS BY MODIFIED ASTM D-1946

File Name:	9020308	Date of Collection:	1/31/12 8:44:00 AM
Dil. Factor:	1.68	Date of Analysis:	2/3/12 09:45 AM

Compound	Rpt. Limit (%)	Amount (%)
Oxygen	0.17	4.2
Nitrogen	0.17	80
Carbon Monoxide	0.017	Not Detected
Methane	0.00017	6.0
Carbon Dioxide	0.017	9.1
Ethane	0.0017	0.0023
Ethene	0.0017	Not Detected
Helium	0.084	Not Detected

Container Type: 1 Liter Summa Canister

Air Toxics LTD.
Laboratory Services Since 1989

Client Sample ID: VMP-6-10-013112

Lab ID#: 1202072BR1-04A

NATURAL GAS ANALYSIS BY MODIFIED ASTM D-1946

File Name:	9020309	Date of Collection:	1/31/12 11:55:00 AM
Dil. Factor:	1.79	Date of Analysis:	2/3/12 10:09 AM

Compound	Rpt. Limit (%)	Amount (%)
Oxygen	0.18	1.6
Nitrogen	0.18	82
Carbon Monoxide	0.018	Not Detected
Methane	0.00018	0.73
Carbon Dioxide	0.018	15
Ethane	0.0018	0.00027 J
Ethene	0.0018	Not Detected
Helium	0.090	Not Detected

J = Estimated value.

Container Type: 1 Liter Summa Canister

Air Toxics LTD.
Laboratory Services Since 1989

Client Sample ID: VMP-6-3I.5-0I3112

Lab ID#: 1202072BR1-05A

NATURAL GAS ANALYSIS BY MODIFIED ASTM D-1946

File Name:	9020310	Date of Collection:	1/31/12 2:30:00 PM
Dil. Factor:	1.71	Date of Analysis:	2/3/12 10:39 AM

Compound	Rpt. Limit (%)	Amount (%)
Oxygen	0.17	1.8
Nitrogen	0.17	79
Carbon Monoxide	0.017	Not Detected
Methane	0.00017	4.4
Carbon Dioxide	0.017	14
Ethane	0.0017	0.0018
Ethene	0.0017	Not Detected
Helium	0.086	Not Detected

Container Type: 1 Liter Summa Canister

Air Toxics LTD.
Laboratory Services Since 1989

Client Sample ID: VMP-6-39-013112

Lab ID#: 1202072BR1-06A

NATURAL GAS ANALYSIS BY MODIFIED ASTM D-1946

File Name:	9020311	Date of Collection:	1/31/12 3:26:00 PM
Dil. Factor:	1.71	Date of Analysis:	2/3/12 11:12 AM

Compound	Rpt. Limit (%)	Amount (%)
Oxygen	0.17	1.4
Nitrogen	0.17	78
Carbon Monoxide	0.017	Not Detected
Methane	0.00017	5.1
Carbon Dioxide	0.017	14
Ethane	0.0017	0.0023
Ethene	0.0017	Not Detected
Helium	0.086	Not Detected

Container Type: 1 Liter Summa Canister

Air Toxics LTD.
Laboratory Services Since 1989

Client Sample ID: VMP-7-13.5-013112

Lab ID#: I202072BRI-07A

NATURAL GAS ANALYSIS BY MODIFIED ASTM D-1946

File Name:	9020313	Date of Collection:	1/31/12 3:15:00 PM
Dil. Factor:	1.79	Date of Analysis:	2/3/12 12:10 PM

Compound	Rpt. Limit (%)	Amount (%)
Oxygen	0.18	1.6
Nitrogen	0.18	83
Carbon Monoxide	0.018	Not Detected
Methane	0.00018	0.014
Carbon Dioxide	0.018	15
Ethane	0.0018	Not Detected
Ethene	0.0018	Not Detected
Helium	0.090	0.41 J

Container Type: 1 Liter Summa Canister

Air Toxics LTD.
Laboratory Services Since 1989

Client Sample ID: VMP-7-13.5-013112-DUP

Lab ID#: 1202072BR1-08A

NATURAL GAS ANALYSIS BY MODIFIED ASTM D-1946

File Name:	9020314	Date of Collection:	1/31/12 3:15:00 PM
Dil. Factor:	1.83	Date of Analysis:	2/3/12 01:05 PM

Compound	Rpt. Limit (%)	Amount (%)
Oxygen	0.18	1.5
Nitrogen	0.18	83
Carbon Monoxide	0.018	Not Detected
Methane	0.00018	0.014
Carbon Dioxide	0.018	15
Ethane	0.0018	Not Detected
Ethene	0.0018	Not Detected
Helium	0.092	Not Detected UJ

Container Type: 1 Liter Summa Canister

Air Toxics LTD.
Laboratory Services Since 1989

Client Sample ID: VMP-7-29.5-020112

Lab ID#: 1202072BR1-09A

NATURAL GAS ANALYSIS BY MODIFIED ASTM D-1946

File Name:	9020315	Date of Collection:	2/1/12 10:03:00 AM
Dil. Factor:	1.75	Date of Analysis:	2/3/12 01:32 PM

Compound	Rpt. Limit (%)	Amount (%)
Oxygen	0.18	2.0
Nitrogen	0.18	82
Carbon Monoxide	0.018	Not Detected
Methane	0.00018	1.0
Carbon Dioxide	0.018	15
Ethane	0.0018	0.00016 J
Ethene	0.0018	Not Detected
Helium	0.088	Not Detected

J = Estimated value.

Container Type: 1 Liter Summa Canister

Air Toxics LTD.
Laboratory Services Since 1989

Client Sample ID: VMP-7-38-020112

Lab ID#: 1202072BR1-10A

NATURAL GAS ANALYSIS BY MODIFIED ASTM D-1946

File Name:	9020316	Date of Collection:	2/1/12 9:00:00 AM
Dil. Factor:	1.68	Date of Analysis:	2/3/12 02:22 PM

Compound	Rpt. Limit (%)	Amount (%)
Oxygen	0.17	2.5
Nitrogen	0.17	81
Carbon Monoxide	0.017	Not Detected
Methane	0.00017	1.1
Carbon Dioxide	0.017	15
Ethane	0.0017	0.00017 J
Ethene	0.0017	Not Detected
Helium	0.084	Not Detected

J = Estimated value.

Container Type: 1 Liter Summa Canister

Air Toxics LTD.
Laboratory Services Since 1989

Client Sample ID: VMP-15-5-020112

Lab ID#: 1202072BR1-11A

NATURAL GAS ANALYSIS BY MODIFIED ASTM D-1946

File Name:	9020319	Date of Collection:	2/1/12 8:59:00 AM
Dil. Factor:	1.71	Date of Analysis:	2/3/12 03:42 PM

Compound	Rpt. Limit (%)	Amount (%)
Oxygen	0.17	9.8
Nitrogen	0.17	90
Carbon Monoxide	0.017	Not Detected
Methane	0.00017	Not Detected
Carbon Dioxide	0.017	9.2
Ethane	0.0017	Not Detected
Ethene	0.0017	Not Detected
Helium	0.086	Not Detected

Container Type: 1 Liter Summa Canister

Air Toxics LTD.
Laboratory Services Since 1989

Client Sample ID: VMP-15-21.5-020112

Lab ID#: 1202072BRI-I2A

NATURAL GAS ANALYSIS BY MODIFIED ASTM D-1946

File Name:	9020318	Date of Collection:	2/1/12 9:53:00 AM
Dil. Factor:	1.68	Date of Analysis:	2/3/12 03:14 PM

Compound	Rpt. Limit (%)	Amount (%)
Oxygen	0.17	3.8
Nitrogen	0.17	79
Carbon Monoxide	0.017	Not Detected
Methane	0.00017	2.2
Carbon Dioxide	0.017	15
Ethane	0.0017	0.0013 J
Ethene	0.0017	Not Detected
Helium	0.084	Not Detected

J = Estimated value.

Container Type: 1 Liter Summa Canister

Air Toxics LTD.
Laboratory Services Since 1989

Client Sample ID: Lab Blank

Lab ID#: I202072BR1-13A

NATURAL GAS ANALYSIS BY MODIFIED ASTM D-1946

File Name:	9020305a	Date of Collection: NA	
Dil. Factor:	1.00	Date of Analysis: 2/3/12 07:04 AM	

Compound	Rpt. Limit (%)	Amount (%)
Oxygen	0.10	0.025 J
Nitrogen	0.10	0.044 J
Carbon Monoxide	0.010	Not Detected
Methane	0.00010	Not Detected
Carbon Dioxide	0.010	Not Detected
Ethane	0.0010	Not Detected
Ethene	0.0010	Not Detected

J = Estimated value.

Container Type: NA - Not Applicable

Air Toxics LTD.
Laboratory Services Since 1989

Client Sample ID: Lab Blank

Lab ID#: 1202072BR1-13B

NATURAL GAS ANALYSIS BY MODIFIED ASTM D-1946

File Name:	9020304b	Date of Collection: NA	
Dil. Factor:	1.00	Date of Analysis: 2/2/12 10:08 PM	

Compound	Rpt. Limit (%)	Amount (%)
Helium	0.050	Not Detected

Container Type: NA - Not Applicable

Air Toxics LTD.
Laboratory Services Since 1989

Client Sample ID: LCS

Lab ID#: I202072BR1-14A

NATURAL GAS ANALYSIS BY MODIFIED ASTM D-1946

File Name:	9020302	Date of Collection: NA
Dil. Factor:	1.00	Date of Analysis: 2/2/12 08:25 PM

Compound	%Recovery
Oxygen	100
Nitrogen	101
Carbon Monoxide	101
Methane	99
Carbon Dioxide	100
Ethane	102
Ethene	100
Helium	94

Container Type: NA - Not Applicable

Air Toxics LTD.
Laboratory Services Since 1989

Client Sample ID: LCSD

Lab ID#: 1202072BR1-14AA

NATURAL GAS ANALYSIS BY MODIFIED ASTM D-1946

File Name:	9020327	Date of Collection: NA	
Dil. Factor:	1.00	Date of Analysis: 2/3/12 07:11 PM	

Compound	%Recovery
Oxygen	100
Nitrogen	101
Carbon Monoxide	98
Methane	98
Carbon Dioxide	100
Ethane	101
Ethene	99
Helium	93

Container Type: NA - Not Applicable

Shell Oil Products Chain Of Custody Record

URS

Air Toxics LTD.
Project Name: Roxana Soil Vapor
Project # 21562735.00011
Lab Vendor #

Please Check Appropriate Box: ☑ ENV. SERVICES ☐ MOTIVA RETAIL ☐ SHELL RETAIL ☐ MOTIVA SD&CM ☐ CONSULTANT ☐ LUBES ☐ SHELL PIPELINE ☐ OTHER

Print Bill To Contact Name: Dave Palmer

INCIDENT # (ENV. SERVICES): 9 7 2 1 6 6 4 0 ☐ CHECK IF NO INCIDENT # APPLIES

DATE: 1-Feb-12

PAGE: 1 of 2

PO #:

SAP #: 3 4 0 0 6 1

SAMPLING COMPANY: URS CORPORATION

EDD CODE:

SITE ADDRESS: Street and City: 900 SOUTH CENTRAL AVE – ROXANA

State: IL

GLOBAL ID NO.:

ADDRESS: 1001 HIGHLANDS PLAZA DRIVE WEST - SUITE 300; ST. LOUIS, MO 63110

EDF DELIVERABLE TO (Name, Company, Office Location): Elizabeth Kunkel, URS, St. Louis

PHONE NO.: 314-743-4179

E-MAIL: elizabeth.kunkel@urs.com

CONSULTANT PROJECT NAME/#: Roxana Soil Vapor

LABORATORY ADDRESS: Air Toxics, LTD 180 Blue Revine Road, Suite S, Folsom, CA 95630-4719

TELEPHONE: 314-429-0100

FAX: 314-429-0462

ID To Contact E-MAIL: dave.palmer@urs.com

SAMPLER NAME(S) (Print): M. Miller, S. Vass, L. Rashnow, D. Mattingly, C. Williams, C. Smith, C. Kretzer

TURNAROUND TIME (CALENDAR DAYS): ☑ STANDARD (14 DAY) ☐ 5 DAYS ☐ 3 DAYS ☐ 2 DAYS ☐ 24 HOURS ☐ RESULTS NEEDED ON WEEKEND

☐ LA - RWQCB REPORT FORMAT ☑ UST AGENCY:

DELIVERABLES: ☐ LEVEL 1 ☐ LEVEL 2 ☐ LEVEL 3 ☑ LEVEL 4 ☐ OTHER (SPECIFY)

☑ SHELL CONTRACT RATE APPLIES
☐ STATE REIMBURSEMENT RATE APPLIES
☐ EDD NOT NEEDED
☑ RECEIPT VERIFICATION REQUESTED

REQUESTED ANALYSIS

Turn Around Time: ☑ Normal ☐ Rush Specify

Lab Use Only: Pressurized by: Date: Pressurization Gas: N_2 He

LAB USE ONLY	Field Sample Identification	SAMPLING DATE	SAMPLING TIME	Canister Number	Canister Pressure/Vacuum Initial	Final	Receipt	Final (psi)	Modified TO-15 + Butane & Isopentane	ASTM D-1946 + Helium	ASTM D-1946		Sample PID (ppm)
2A	VMP-25-21-013112	01/31/12	1133 - 1143	20070	-30	-8			X	X			140.2
2A	VMP-25-21-013112-DUP	01/31/12	1133 - 1143	2644	-30	-7.5			X	X			140.2
3A	VMP-1-23.5-013112	01/31/12	0833 - 0844	3108	-28.5	-8.5			X	X			107
4A	VMP-6-10-013112	01/31/12	1125 - 1135	2545	-30	-9			X	X			304.6
5A	VMP-6-31.5-013112	01/31/12	1337 - 1430	2628	-30	-7.5			X	X			312.7
6A	VMP-6-39-013112	01/31/12	1453 - 1536	5635	-30	-7.5			X	X			350.9
7A	VMP-7-13.5-013112	01/31/12	1443 - 1513	40865	-29	-8.5			X	X			15.4
8A	VMP-7-13.5-013112-DUP	01/31/12	1443 - 1513	445	-29	-9			X	X			15.4
9A	VMP-7-29.5-020112	02/01/12	0901 - 1001	436	-30	-7			X	X			347.4
10A	VMP-7-38-020112	02/01/12	0830 - 0900	3852	-29	-5.5			X	X			400.8

ADDITIONAL NOTES:
- 14 day hold time
- Report results between MDL and RL
- Level IV ECVP

Relinquished by: (Signature)	Received by: (Signature)	Date:	Time:
	FEDEX	2/1/12	1800
Relinquished by: (Signature)	Received by: (Signature)	Date: 2.2.12	Time: 0850
Relinquished by: (Signature)	Received by: (Signature)	Date:	Time:

05/2/08 Revison

Fedex

CUSTODY SEAL ACT? ☑ IN NOT... N

Shell Oil Products Chain Of Custody Record

URS

Air Toxics LTD.
Project Name: Roxana Soil Vapor
Project # 21562735.00011
Lab Vendor #

Please Check Appropriate Box: ☑ ENV. SERVICES ☐ MOTIVA RETAIL ☐ SHELL RETAIL ☐ MOTIVA SD&CM ☐ CONSULTANT ☐ LUBES ☐ SHELL PIPELINE ☐ OTHER _____

Print Bill To Contact Name: Dave Palmer

INCIDENT # (ENV SERVICES): 9 7 2 1 6 6 4 0 ☐ CHECK IF NO INCIDENT # APPLIES

DATE: 1-Feb-12

PAGE 2 of 2

PO #:

SAP #: 3 4 0 0 5 1

SAMPLING COMPANY: URS CORPORATION

LOG CODE:

SITE ADDRESS: Street and City: 900 SOUTH CENTRAL AVE -- ROXANA

State: IL

GLOBAL ID NO.:

ADDRESS: 1001 HIGHLANDS PLAZA DRIVE WEST - SUITE 300; ST. LOUIS, MO 63110

EDF DELIVERABLE TO (Name Company Office Location): Elizabeth Kunkel, URS, St. Louis

PHONE NO.: 314-743-4179

E-MAIL: elizabeth.kunkel@urs.com

CONSULTANT PROJECT NAME/#: Roxana Soil Vapor

Laboratory Address: Air Toxics, LTD 180 Blue Ravine Road, Suite B, Folsom, CA 95630-4719

SAMPLER NAME(S) (PRINT): N. Miller, S. Voss, L. Rehnow, D. Nedingy, C. Williams, C. Smith, C. Kretzer

TELEPHONE: 314-429-0100

FAX: 314-429-0462

Bill to Contact E-MAIL: dave.palmer@urs.com

TURNAROUND TIME (CALENDAR DAYS): ☑ STANDARD (14 DAY) ☐ 5 DAYS ☐ 3 DAYS ☐ 2 DAYS ☐ 24 HOURS ☐ RESULTS NEEDED ON WEEKEND

☐ LA - RWQCB REPORT FORMAT ☑ UST AGENCY:

DELIVERABLES: ☐ LEVEL 1 ☐ LEVEL 2 ☐ LEVEL 3 ☑ LEVEL 4 ☐ OTHER (SPECIFY) _____

☑ SHELL CONTRACT RATE APPLIES
☐ STATE REIMBURSEMENT RATE APPLIES
☐ EDD NOT NEEDED
☑ RECEIPT VERIFICATION REQUESTED

REQUESTED ANALYSIS

LAB USE ONLY	Field Sample Identification	SAMPLING DATE	SAMPLING TIME	Canister Number	Canister Pressure/Vacuum Initial	Final	Receipt	Final (psi)	Modified TO-15 + Butane & Isopentane	ASTM D-1946 + Helium	ASTM D-1946		Sample PID (ppm)
1	VMP-15-5-020112	02/01/12	0826 - 0859	3496	-30	-7.5			X	X			1.4
2	VMP-15-21.5-020112	02/01/12	0921 - 0959	2397	-28	-7.5			X	X			143.8

Turn Around Time: ☑ Normal ☐ Rush Specify

Lab Use Only: Pressurized by: Date: Pressurization Gas: N_2 He

ADDITIONAL NOTES:

- 14 day hold time
- Report results between MDL and RL
- Level IV ECVP

Relinquished by: (Signature)	Received by: (Signature)	Date	Time
	FEDEX	2/1/12	1500
Relinquished by: (Signature)	Received by: (Signature)	Date	Time
		2.2.12	0850
Relinquished by: (Signature)	Received by: (Signature)	Date	Time

09/2000 Revision

FedEx

CUSTODY SEAL INTACT? Y N