URS

April 26, 2013

Mr. Steven F. Nightingale, P.E.
Manager, Permit Section
Illinois Environmental Protection Agency
Bureau of Land
1021 North Grand Avenue East
Springfield, Illinois 62794

Subject: **Soil Vapor Sampling and SVE Monitoring Report – 1st Quarter 2013**
Roxana, Illinois
119115002 – Madison County
Equilon Enterprises LLC d/b/a Shell Oil Products US
Log No. B-43R

Dear Mr. Nightingale:

On behalf of Shell Oil Products US, URS Corporation is submitting the enclosed report for your review. This report includes information required by Condition 3 of Illinois Environmental Protection Agency's (IEPA) letter dated August 5, 2010, and Condition 13 of IEPA's letter dated September 13, 2012.

If you have any questions during your review, please contact Kevin Dyer, SOPUS Principal Program Manager, at kevin.dyer@shell.com (618/288-7237), or me at robert.mooshegian@urs.com (314/743-4106).

Sincerely,
URS Corporation, on behalf of Shell Oil Products US

Kelly Hurst
Senior Environmental Scientist

Robert Mooshegian, CHMM
Senior Project Manager

Enclosures: RCRA Corrective Action Certification and Report (original plus 2 copies)

Cc: Kevin Dyer, SOPUS
Marty Reynolds, Village of Roxana (Repository)
Eric Petersen, ConocoPhillips
David Webb, IDPH
Jim Moore, IEPA, Springfield
Repository - Roxana Public Library
Gina Search – IEPA, Collinsville

1001 Highland Plaza Drive West, Suite 300
St. Louis, MO 63110
Phone: 314.429.0100
Fax: 314.429.0462

ILLINOIS EPA RCRA CORRECTIVE ACTION CERTIFICATION

This certification must accompany any document submitted to Illinois EPA in accordance with the corrective action requirements set forth in a facility's RCRA permit. The original and two copies of all documents submitted must be provided.

1.0 FACILITY IDENTIFICATION

Name: WRB Refining LP - Wood River Refinery

Street Address: 900 South Central Ave.

City: Roxana, IL 62084

County: Madison

Site No. (IEPA): 1191150002

Site No. (USEPA): ILD 080 012 305

2.0 OWNER INFORMATION

Name: Not Applicable

Mailing Address:

Contact Name:

Contact Title:

Phone No.:

3.0 OPERATOR INFORMATION

Equilon Enterprises LLC d/b/a Shell Oil Products US

17 Junction Drive, PMB #399

Glen Carbon, IL 62034

Kevin Dyer

Principal Program Manager

618-288-7237

4.0 TYPE OF SUBMISSION (check applicable item and provide requested information, as applicable)

☐ RFI Phase I Workplan/Report
☐ RFI Phase II Workplan/Report
☐ CMP Report; Phase _____
☒ Other (describe):
Soil Vapor Sampling and SVE Monitoring Report – 1st Quarter 2013
Date of Submittal April 26, 2013

IEPA Permit Log No. B-43R
Date of Last IEPA Letter on Project 4/8/13
Log No. of Last IEPA Letter on Project B-43R-CA-41
Does this submittal include groundwater information: ☒ Yes ☐ No

5.0 DESCRIPTION OF SUBMITTAL: (briefly describe what is being submitted and its purpose)

Soil Vapor Sampling and SVE Monitoring report for the 1st Quarter 2013 in the project area located in the Village of Roxana.

6.0 DOCUMENTS SUBMITTED (identify all documents in submittal, including cover letter; give dates of all documents)

Cover letter, RCRA Corrective Action Certification and Soil Vapor Sampling and SVE Monitoring Report – 1st Quarter 2013

7.0 CERTIFICATION STATEMENT - ***(This statement is part of the overall certification being provided by the owner/operator, professional and laboratory in Items 7.1, 7.2 and 7.3 below).*** The activities described in the subject submittals have been carried out in accordance with procedures approved by Illinois EPA. I certify under penalty of law that this document and all attachments were prepared under my direction or supervision in accordance with a system designed to assure that qualified personnel properly gather and evaluate the information submitted. Based on my inquiry of the person or persons who manage the system, or those persons directly responsible for gathering the information, the information submitted is, to the best of my knowledge and belief, true, accurate, and complete. I am aware that there are significant penalties for submitting false information, including the possibility of fine and imprisonment for knowing violations.

7.1 **OWNER/OPERATOR CERTIFICATION** (Must be completed for all submittals. Certification and signature requirements are set forth in 35 IAC 702.126.) All submittals pertaining to the corrective action requirements set forth in a RCRA Permit must be signed by the person designated below (or by a duly authorized representative of that person):

1. For a Corporation, by a principal executive officer of at least the level of vice-president.
2. For a Partnership or Sole Proprietorship, by a general partner or the proprietor, respectively.
3. For a Governmental Entity, by either a principal executive officer or a ranking elected official.

A person is a duly authorized representative only if:

1. the authorization is made in writing by a person described above; and
2. the written authorization is provided with this submittal (a copy of a previously submitted authorization can be used).

Owner Signature: _____ _____ (Date)

Title: _____

Operator Signature: Kevin Eadon 4/23/13 (Date)

Title: Principal Program Manager

7.2 **PROFESSIONAL CERTIFICATION** ***(if necessary)*** - Work carried out in this submittal or the regulations may also be subject to other laws governing professional services, such as the Illinois Professional Land Surveyor Act of 1989, the Professional Engineering Practice Act of 1989, the Professional Geologist Licensing Act, and the Structural Engineering Licensing Act of 1989. No one is relieved from compliance with these laws and the regulations adopted pursuant to these laws. All work that falls within the scope and definitions of these laws must be performed in compliance with them. The Illinois EPA may refer any discovered violation of these laws to the appropriate regulating authority.

Professional's Signature: Robert B Billman Date: 4/25/13

Professional's Name: Robert B. Billman

Professional's Address: URS Corporation
1001 Highlands Plaza Drive West
St. Louis, MO 63110

Professional's Phone No.: 314-743-4108

Professional's Seal:



7.3 **LABORATORY CERTIFICATION** ***(if necessary)*** - The sample collection, handling, preservation, preparation and analysis efforts for which this laboratory was responsible were carried out in accordance with procedures approved by Illinois EPA.

Name of Laboratory Eurofins Air Toxics, Inc.

Signature of Laboratory Responsible Officer — Date: 4-18-13

Heidi Hayes, Technical Director
Name and Title of Laboratory Responsible Officer

Mailing Address of Laboratory

180 Blue Ravine Rd. Suite B.
Folsom, CA 95630

REPORT

SOIL VAPOR SAMPLING AND SVE MONITORING– 1ST QUARTER 2013

Roxana, Illinois

Prepared for:

Shell Oil Products US
17 Junction Drive
PMB#399
Glen Carbon, Illinois 62034

April 2013

URS Corporation
1001 Highlands Plaza Drive West, Suite 300
St. Louis, MO 63110
(314) 429-0100
Project 21562850

TABLE OF CONTENTS

VOLUME 1

SECTION 1 INTRODUCTION 1-1

SECTION 2 DESCRIPTION OF SUBSURFACE CONDITIONS 2-1

2.1 Geology 2-1
2.2 Hydrogeology 2-2

SECTION 3 SOIL VAPOR SAMPLING AND ANALYTICAL PROCEDURES 3-1

3.1 Vapor Monitoring Port Sampling 3-1
3.2 Health & Safety, Decontamination and Investigation Derived Waste 3-5
3.3 Sample Handling and Laboratory Testing 3-6
3.4 Data Quality Review and Data Management 3-7

SECTION 4 SOIL VAPOR SAMPLING RESULTS 4-1

4.1 Data Quality Review Results 4-1
4.2 Soil Vapor Analytical Results 4-1
4.3 Conceptual Site Model 4-3

SECTION 5 SOIL VAPOR EXTRACTION SYSTEM MONITORING 5-1

5.1 SVE System Operations 5-1
5.2 SVE Maintenance Activities and Modifications 5-2
5.3 SVE System Monitoring Results 5-3
5.4 SVE Operation Evaluation 5-4
5.5 SVE System Modification Recommendations 5-6

SECTION 6 CONCLUSIONS 6-1

SECTION 7 REFERENCES 7-1

List of Tables

Table 1 Cumulative Groundwater Monitoring Well Gauging Results
Table 2 Soil VMP Depths
Table 3 Soil Vapor Sampling – Tedlar Sampling Data
Table 4 Soil Vapor Screening Criteria
Table 5 Cumulative Summary of Soil Vapor Analytical Detections and Screening Results: Village - VOCs
Table 6 Cumulative Summary of Soil Vapor Analytical Detections and Screening Results: Public Works Yard and WRR - VOCs
Table 7 Cumulative Summary of Soil Vapor Analytical Results - Natural Gases
Table 8 Tedlar Sampling Data for VMP-1 and VMP-47
Table 9 SVE System Monthly Monitoring – SVE Sampling Data
Table 10 SVE System Monthly Monitoring – VMP Sampling Data
Table 11 SVE System Header and Exhaust Analytical Data

TABLE OF CONTENTS

List of Figures

Figure 1	1Q13 Investigation Area Location Map
Figure 2	1Q13 Vapor Monitoring Point Sampling Locations
Figure 3	1Q13 Groundwater Contours
Figure 4	1Q13 Vapor Port Screen Comparison to Groundwater Elevations
Figure 5	1Q13 Summary of Benzene Soil Vapor Analytical Results-Village of Roxana
Figure 6	1Q13 Summary of Benzene Soil Vapor Analytical Results-Roxana Public Works Yard Area
Figure 7	1Q13 Summary of Benzene Soil Vapor Analytical Results-WRR
Figure 8	1Q13 Cross-Section with Benzene Soil Vapor Analytical Results-Chaffer Street
Figure 9	1Q13 Benzene Soil Vapor Distribution-5 ft bgs
Figure 10	1Q13 Benzene Soil Vapor Distribution-10 ft bgs
Figure 11	1Q13 Benzene Soil Vapor Distribution-25 ft bgs
Figure 12	1Q13 Dissolved Phase Benzene Concentrations in Groundwater
Figure 13	1Q13 Thickness of LNAPL
Figure 14	1Q13 SVE System Layout

VOLUME II

List of Appendices

Appendix A	Data Review and Laboratory Analytical Reports
Appendix B	SVE System Leg Flow Rates
Appendix C	Total Header Hydrocarbon Concentrations
Appendix D	SVE System Flow Rates

Shell Oil Products US (SOPUS) has been conducting a subsurface investigation in the Village of Roxana in the area generally bounded by the alley north of East First Street, the Roxana Public Works Yard, Illinois Route 111 and the property boundary (a/k/a West Fenceline) of the WRB Refining, LP (WRB)[1] Wood River Refinery (WRR) (**Figure 1**). Additional investigation has been conducted inside the WRR; this work was conducted in cooperation with WRB/Phillips 66 (P66)[2]. For the purposes of presentation in this report only, the combined area is collectively referred to as the "Investigation Area." The Investigation Area includes a portion of a residential area in the Village of Roxana, Roxana Public Works Yard, and the adjoining portions of the WRR. For the purposes of this report, the term "Village" is used to denote the residential area generally bounded by the alley north of East 1st Street (north), 8th Street (south), Chaffer Street (east) and Illinois Route 111 (South Central Avenue) (west).

SOPUS has been investigating and delineating soil vapor in the Investigation Area through the installation, development, and sampling of vapor monitoring ports (VMPs). Vapor monitoring locations (VMP-1 through VMP-16) were installed based on a work plan submitted to the Illinois Environmental Protection Agency (IEPA) on behalf of SOPUS on January 21, 2009. IEPA approved the work plan with conditions on May 12, 2009 (IEPA, 2009). The results of the vapor investigation and delineation efforts were presented in the *Dissolved Phase Groundwater Investigation and P-60 Free Phase Product Delineation Report*, dated February 18, 2010 (URS, 2010a). Based on recommendations contained in that report, an additional four vapor monitoring ports were installed, developed, and sampled at one existing (VMP-3) and three new vapor monitoring locations (VMP-17 through VMP-19) in the Spring/Summer 2010, with results presented in the *Addendum to February 2010 Report – Supplemental Investigation Activities*, dated September 20, 2010 (URS, 2010b).

IEPA provided comments to the February 18, 2010 report in a letter to SOPUS dated August 5, 2010 (IEPA, 2010). In particular, Comment Number 3 required quarterly soil vapor sampling and reporting, and Comment Number 2 described the need to further delineate the extent of soil vapors beneath the area. Six VMPs (VMP-20 through VMP-25) were installed and added to the quarterly sampling program beginning with 1st Quarter 2011 (1Q11).

IEPA provided further comments in a March 16, 2011 letter (IEPA, 2011) to SOPUS approving the *Soil Vapor Extraction (SVE) Pilot Test Workplan*. In particular, Comment Number 2

[1] WRB, formed January 1, 2007, is a 50/50 joint venture between ConocoPhillips (COP) and EnCana US Refineries, LLC (now known as Cenovus Energy, Inc.).

[2] ConocoPhillips Company announced the separation of the Refining and Marketing business from the Exploration & Production business on July 14, 2011. The separation included an ownership change as well as a name change that became effective May 1, 2012. Phillips 66 is now the operator of the WRB WRR.

required that quarterly soil vapor sampling continue at the 25 VMP locations, and Comment Number 9 requested an updated report, including a discussion of the geology, extent of groundwater impact, and distribution of impacted soil vapor. These items/comments were included in the 1Q11 Soil Vapor Report (URS, 2011a), and have been updated for this report.

As a result of a meeting between SOPUS and the IEPA on February 8, 2012, the quarterly soil vapor sampling program was expanded to include six additional soil VMPs (VMP-31, VMP-32, and VMP-42 through VMP-45). VMP-31 and VMP-32 were installed in 2nd Quarter 2011 (2Q11) to monitor soil vapor during operation of the Internal Combustion Engines (ICE) located near 4th and Chaffer Street. VMP-42 through VMP-45 were installed during the 3rd Quarter 2011 (3Q11) and 4th Quarter 2011 (4Q11) in conjunction with the SVE System installation to monitor soil vapor concentrations. Monitoring of these VMPs commenced with the 2nd Quarter 2012 (2Q12) sampling event.

Based on the September 13, 2012 letter (IEPA, 2012), VMP-29, VMP-30, and VMP-41 located within the Roxana Public Works yard were added to the quarterly sampling program during 3Q12. VMP-29 and VMP-30 were installed to monitor the SVE pilot test within the Roxana Public Works Yard in 2Q11. VMP-41 was installed during the 3Q11 in conjunction with the SVE System installation to monitor soil vapor concentrations within the Roxana Public Works Yard. Additional VMPs (VMP-47 through VMP-55) were installed during the 4th Quarter 2012 (4Q12) in the Village. Monitoring of these VMPs commenced in the 1st Quarter 2013 (1Q13) sampling event. The locations of these VMPs in the soil vapor sampling network are presented on **Figure 2**.

In the September 13, 2012 letter, IEPA also requested development of a quarterly report documenting the results of monitoring and remedial efforts associated with operating the SVE system. These results were added to the 4Q12 Soil Vapor Sampling and SVE Monitoring report. Results of SVE system monitoring and remedial efforts are presented in **Section 5**.

This section summarizes the current understanding of the Investigation Area geology and hydrogeology.

2.1 GEOLOGY

The Investigation Area is located approximately 1.5 miles east of the Mississippi River within the American Bottoms floodplain. The surface topography is generally flat; however it slopes downward to the west-southwest in the southwestern portion of the Village, with a total drop in elevation of approximately 15 feet across the area.

The ground surface in the Village within the Investigation Area, where not developed with structures, is primarily grass covered with paved (i.e. chip and seal, asphalt, etc.) alleys and streets. Beneath any man-made fill material, the subsurface conditions generally consist of silty clay underlain by sands to the depths investigated.

Subsurface stratigraphy within the Investigation Area generally consists of the following materials, from the ground surface down:

- Fill - (mainly clay, some gravel and cinders, etc.) Extends from the surface to approximately six feet below ground surface (bgs).
- Clay/Silt - Primarily silty clay. Where present, the clay generally extends from the base of the fill to approximately 12 feet bgs.
- Sand - Consisting primarily of fine to medium grained (which coarsens with depth) sand with some silt and clay, especially at the shallower depths. The sand begins at the base of the clay (or base of the fill if the clay is not present) and extends to the total depth of the borings.

Discontinuous lower permeability lenses of clay with some silt and sand are occasionally present. These lenses vary in thickness from 1 inch to a few feet and do not appear to be laterally (or vertically) extensive.

Cross-sections depicting the underlying geology were previously presented in the *Dissolved Phase Groundwater Investigation and P-60 Free Phase Product Delineation Report*, dated February 18, 2010 (URS, 2010a). These cross-sections were developed based on information provided on cone penetration test (CPT) logs and soil boring logs. A modified cross-section presenting analytical data is discussed in **Section 4.3** of this report.

2.2 HYDROGEOLOGY

Groundwater in the sand underlying the Investigation Area is the primary source for large volume water production in the area (e.g., industrial and municipal supply). Prior to development in the area, the natural movement of groundwater was toward the west (toward the Mississippi River). Since development in the area, groundwater pumping has altered the groundwater flow in the area to flow toward nearby pumping wells (e.g. WRR, BP, etc.).

The water table encountered during 1Q13 was at a depth of approximately 28 to 47 feet bgs (approximate elevation 399 to 402 feet above sea level). The variation in depth of groundwater from the ground surface is partially due to a change in surface elevation across the study area. As a result, there is generally a 15 to 30 foot thick vadose (unsaturated) zone in the sand. Groundwater gauging data from 1Q13 indicates that the groundwater has dropped up to 1 or 2 feet along the WRR West Fenceline since 4Q12. Water level measurements collected during the 1Q13 groundwater gauging event and historical water level measurements collected over the past three years are provided in **Table 1**. Depth to product (if present) and depth to water were noted in electronic format using Panasonic Toughbook® technology (Toughbook®) and on groundwater field gauging sheets.

There are discontinuous low permeability clay lenses above the water table (approximately 20 feet bgs) mixed with silt and sand. These clay lenses are isolated and limited in occurrence. There are additional discontinuous clay lenses at a depth of approximately 40 to 45 feet bgs localized in the area of East 3rd Street and Chaffer Street. These may be above or below the water table depending on groundwater conditions. As a result, the groundwater contours displayed on **Figure 3** show a slight mounding in this area.

The potentiometric surface observed during the 1Q13 comprehensive groundwater monitoring well gauging[3] (**Figure 3**) illustrates groundwater flow within the Village and WRR. **Figure 4** provides the groundwater potentiometric surface for the Investigation Area with respect to the deepest vapor ports. The gauging results indicate that some of these vapor ports were submerged beneath the water table during this event. This is further discussed in **Section 3.1**.

[3] 1Q13 groundwater gauging performed January 2-4 and 7-8, 2013.

The 1Q13 soil vapor sampling event was performed in accordance with applicable URS site-specific Standard Operating Procedures (SOPs) that incorporate previous IEPA comments, conditions, and/or modifications. The 1Q13 VMP sampling event was conducted January 21 through February 18, and March 6, 2013.

3.1 VAPOR MONITORING PORT SAMPLING

The soil vapor sampling network currently consists of 55 VMP locations (**Figure 2**), of which 43 locations are currently being utilized for quarterly sampling. VMPs are generally screened at four depths[4] at each location. The individual VMPs are labeled and color-coded in the field from shallow to deep by using the color scheme of yellow (first interval), blue (second interval), green (third interval), and red (fourth interval). Additional VMPs installed as part of a supplemental sampling event in 2nd Quarter 2010 (2Q10) are color-coded white (10-foot depth). Vapor ports installed during 3Q11 and 4Q11 do not have the shallow (5-foot depth) port included, and begin with the blue interval port. Soil VMP depths are provided in **Table 2**.

VMP Sampling

VMP sampling activities were attempted at each designated location within the Investigation Area. The sampling was performed in accordance with SOP No. 44R4 – Soil Vapor Purging and Sampling and ASTM D-7663-12.

Prior to VMP sampling, an initial stainless-steel canister vacuum check was performed. A designated pressure gauge provided by the laboratory was attached to the stainless-steel canister inlet, and the stainless-steel canister valve was opened completely. The pressure gauge reading was recorded as "Initial Vacuum Reading" on the stainless-steel canister tag and the field form. This ensured that the canister showed a vacuum of approximately 26 to 30 inches of mercury (Hg). If the canister displayed an initial vacuum of less than 26 inches of Hg, the canister was set aside and returned to the laboratory.

In addition, each flow controller was subjected to an isolated vacuum check to ensure that connectors did not leak. This was conducted by attaching a plug to one end of the flow controller and a barbed connector to the other. A 15 mL hand pump with a vacuum gauge was then attached to the barb. The hand pump evacuated the air inside the flow controller until a vacuum of at least 10 inches Hg was achieved. If the vacuum change over five minutes was equal to or less than 0.5 inches of Hg, the controller was considered acceptable for sampling use.

The following steps were used to collect each VMP sample:

[4] With the exception of single shallow ports at VMP-17, 18, 19, three ports at VMP 41 through VMP 45, and five ports at VMP-3.

- Upon arrival at a sampling location, the sampling crew would open the vapor port vault to visually check integrity of each individual soil VMP. This included checking that each port was closed with either a Swagelok® stainless-steel reducer and plug or a 4-way stopcock in place, and each VMP was properly labeled to identify the proper depth.
- The sample train was set up as shown in the photo below. After removing the stainless steel reducer or 4-way stopcock, a hose barb connector on the sample train was connected directly to the monitoring port using compression ferrule connections. A flow controller, provided by the laboratory, was then connected to the stainless-steel canister inlet. Flow controllers were not reused during the sampling event. Each flow controller is pre-set by the laboratory to collect the sample over a half-hour period. For a 1-Liter stainless-steel canister, one half-hour is a standard collection time (~28 ml/min). Once the sample train was assembled, a vacuum leak check was performed in accordance with SOP No. 44R4 – Soil Vapor Purging and Sampling.
- An enclosure was then placed over the VMP and assembled sample train as shown in the photo below. The enclosure has openings for:
  - The introduction of tracer gas (i.e., helium);
  - Pressure relief to the atmosphere and access for a tracer gas monitoring device;
  - Tygon® tubing to connect to the peristaltic pump for Valve #1 (out) and Valve #2 (out and in).



- The enclosure has sufficient glove access to open or close all valves within. The enclosure was sealed to the ground at each location with a hydrated bentonite seal.
- Helium gas was introduced into the enclosure until the atmosphere reached a concentration of approximately 50% Helium; the regulator on the helium tank was manually controlled to maintain that range.
- Three well volumes were purged from each VMP prior to sampling using a 15 mL hand pump[5]. If the pump gauge held a vacuum, the VMP was presumed to be saturated with water and no sample was collected. VMP water saturation was compared against the groundwater measurements from the initial gauging event for confirmation.
- After purging was completed a Tedlar bag sample was collected using a peristaltic pump. A Dielectric Technologies MGD-2002 field analyzer was then used to detect possible helium within the Tedlar bag sample. This check verifies the vacuum check for the sample train and integrity of the sample port. If the helium reading was $\geq$10% concentration of the helium in the enclosure, the Tedlar bag sample was additionally analyzed using a Landtec landfill gas detector to obtain a direct methane reading. The presence of methane can cause a false positive helium reading on the MGD-2002 field analyzer.
- Once the initial helium leak check was completed, the stainless-steel canister valve was opened to collect a sample for approximately 30 minutes or until a vacuum gauge reading of 5 inches Hg was observed. After sample completion, the stainless-steel canister valve was closed (isolating it from the sample train) and soil vapor was bypassed to the second Tedlar bag sample.
- A second Tedlar bag was filled following the completion of the stainless-steel canister sampling. Soil vapor readings were taken from the Tedlar bag sample for total volatile organics with a photoionization detector (PID) and a Thermo Scientific TVA 1000 Vapor Analyzer - Flame Ionization Detector (FID); and for carbon dioxide ($CO_{2)}$, methane (CH_4), lower explosive limit (LEL), and oxygen (O_2) with a Landtec GEM 2000 landfill gas meter. Readings were also obtained and recorded for helium with a MGD-2002 field analyzer. This check was used to verify the sample train integrity during and at the completion of sampling.

[5] The purge volume was calculated using the following assumptions: vapor port tubing (1/8-in diameter): 2.41 ml/foot (single volume) and sample train assembly (1/4-in diameter): 9.65 mL/foot (single volume).

- At the completion of sampling, the stainless-steel canister and flow controller were removed and separated from the sample train and a final vacuum reading was taken with a designated pressure gauge provided by the laboratory. The stainless-steel canisters were then maintained in a safe location to minimize temperature change and protect from damage prior to shipping.
- At the completion of sampling, either the VMP plug was reinstalled or the 4-way stopcock was closed to maintain port integrity.
- Field data pertaining to canister identification data (ID), start and finish time, initial and final vacuum readings, purge volumes, and leak checks for each VMP was recorded electronically using a touchpad in a Soil Vapor Sampling – Canister Sampling Data database. Data from portable field analyzers, such as, a PID, a FID, a landfill gas meter, and a helium gas detector were recorded electronically in the field by using a Toughbook.
- Field duplicates were collected by including an additional T-connection in the sample train and attaching a second stainless-steel canister with a separate flow controller. Both the original and duplicate samples were started at the same time.

Field measurements from this event and previous three years of consecutive quarterly events are presented on **Table 3.**

Additional Notes on VMP Sampling

Saturated VMP Screens **-** The groundwater monitoring well gauging results indicated that some of the VMP screens were submerged beneath the water table during 1Q13. However, purging was attempted at each of the ports with a 15 mL hand pump to verify the VMP screens were submerged.

A total of four 4th interval VMPs held a vacuum or produced water when purged with a 15 mL hand pump indicating the VMPs were most likely submerged beneath the water table. Three of the four VMPs are located in the Public Works Yard. One 1st interval VMP and two 2nd interval VMPs were also found to be submerged. Three of the seven submerged screens were present at VMP-55, which was sampled for the first time in 1Q13. Three attempts were made to develop VMP-55-5, VMP-55-10, and VMP-55-30; however, all ports remained submerged after each development attempt. VMPs that were submerged and could not be sampled during 1Q13 are identified on **Figures 5 and 6**.

Resamples **–** VMP-9-5 and VMP-51-20 were resampled on February 15, 2013 after the samples collected on January 25, 2013 and February 1, 2013, respectively, were discovered to have leaking valve fittings at the laboratory. VMP-3-39 and VMP-6-5 were resampled on February

12, 2013 after the samples collected on February 7, 2013 yielded a final vacuum of zero (0) inches of Hg on field pressure gauges. VMP-20-5 was resampled on February 7, 2013 after the sample collected on January 22, 2013 yielded a final vacuum of zero (0) inches of Hg at the laboratory. The field data for these samples are provided on **Table 3**.

Helium Leaks – Fourteen VMPs failed to pass the helium leak check in the field when sampling was initially attempted. Sampling was reattempted at twelve of these VMPs: VMP-2-8.5, VMP-3-5, VMP-7-5, VMP-7-29.5, VMP-7-38.5, VMP-12-5, VMP-12-11.5, VMP-16-31, VMP-24-10, VMP-31-10, VMP-43-10, and VMP-44-30. Valid samples were obtained, except for VMP-3-5, VMP-7-5, VMP-7-29.5, VMP-7-38.5, VMP-43-10, and VMP-44-30 due to three consecutive helium leak check failures in the field. These VMPs are being evaluated for possible replacement. VMP-1-23.5 and VMP-1-38.5 were not reattempted as described in **Section 5.2**. The field data for these samples are provided on **Table 3**.

3.2 HEALTH & SAFETY, DECONTAMINATION, AND INVESTIGATION DERIVED WASTE

Health & Safety

The quarterly sampling activities were performed and governed by the *Roxana / Route 111, WRR, and Rand Avenue Investigation and Remediation Health and Safety Plan*, dated January 2013 (URS, 2013a), as prepared by URS.

Prior to beginning site work and at the start of work each day, a daily safety meeting was held. The purpose of this meeting was to discuss the day's planned activities and to address any potential health and safety concerns. As a part of the daily safety meeting, job safety analyses (JSAs) were reviewed to address task specific safety concerns.

URS field personnel primarily wore U.S. Environmental Protection Agency (USEPA) modified Level D personal protective equipment (PPE), which included hard hat, steel-toed boots, safety glasses, etc. In addition, work within the WRR was performed wearing flame retardant clothing (FRCs) per WRR requirements (in areas where required**)**.

A PID with a 10.6 electron volt (eV) probe, combustible gas indicator (CGI), UltraRAE with benzene specific measuring tubes, and individual hydrogen sulfide gas detectors (for locations inside WRR) were used as needed during the field activities to monitor air quality. Field instruments were calibrated prior to use each day in accordance with the manufacturer's specifications.

Decontamination

Field personnel and equipment underwent decontamination procedures to ensure the health and safety of those present, to maintain sample integrity, and to minimize cross contamination. Non-

disposable/reusable sampling equipment (e.g., compression fittings) was decontaminated prior to the collection of each analytical sample by spraying with Alconox or Liquinox and distilled water. For vapor sampling equipment, a 15 mL hand pump was attached to the sampling apparatus and ambient air was pumped into the sampling apparatus to remove any internal dust particles or moisture. Personnel and small equipment decontamination was performed at the sample locations.

Investigation Derived Waste

Investigation derived waste (IDW) for this sampling event included PPE and expendable materials (e.g., gloves and tubing), which has a low probability of impact. The expendable materials were collected in trash bags and disposed with municipal waste.

3.3 SAMPLE HANDLING AND LABORATORY TESTING

Sample Handling

Stainless-steel canisters were labeled with a sample ID, site name, sampler initials, sample date and time, the parameters that were to be analyzed, and pre- and post- vacuum readings. After collection, the samples were logged on a chain of custody (COC) form and packaged in a UN certified box to prevent damage during shipment. The samples were then delivered under the proper COC documentation to the laboratory. Due to the potential flammable nature of the vapor in the stainless-steel canisters, some soil vapor samples were shipped as hazardous materials according to applicable International Civil Aviation Organization (ICAO) regulations.

Laboratory Testing

Eurofins Air Toxics, Inc. (Eurofins) of Folsom, California conducted the laboratory testing and the following test methods were utilized during this scope of work:

- Volatile Organic Compounds (VOCs) via Modified USEPA Total Organic-15 (TO-15) (including butane and isopentane) for soil vapor, and
- Natural gases (defined for purposes of this report as oxygen, nitrogen, carbon monoxide, methane, carbon dioxide, ethane, and ethene) via Modified ASTM D-1946 + Helium and/or ASTM D-1945 (expanded natural gas analyte list) for soil vapor.

URS worked with the laboratory to attain reporting limits for compounds that have screening criteria so that, to the extent possible, they were less than the screening criteria. In some cases, this necessitated reporting results between the method detection limit (MDL) and reporting limit (RL). Although results reported in this range are "J"-flagged as estimated, these data may be beneficial in cases where analytes would otherwise be reported as non-detect at RLs above

screening levels. The laboratory provided URS with a list of their "base" RL capability for target analytes. Sample RLs are a product of base RL, pressurization dilution factor, and analytical dilution factor. Thus the sample RL will increase with increases in dilution factor. Results that were reported below the RLs but above the MDL were "J"-flagged as estimated concentrations by the laboratory.

3.4 DATA QUALITY REVIEW AND DATA MANAGEMENT

Laboratory data were provided in electronic form, and analytical data were independently reviewed and qualified by URS. One hundred percent of the data were subjected to a data quality review (Level 3 review). Evaluation of the data followed procedures outlined in the USEPA National Functional Guidelines for Superfund Organic Methods Data Review (USEPA, 2008). Specific criteria reviewed included sample receipt condition and holding times, method blanks, surrogate spike recoveries, laboratory control samples, results reported from dilutions, and field duplicate results. The laboratory assigned data qualifiers on the basis of their quality control or to indicate sample analysis information (e.g., dilutions). Data qualifiers were also added by URS, as appropriate, and are included on the data tables and laboratory result pages. Laboratory data reports along with data reviews are included in **Appendix A**.

The screening values used were presented in IEPA's proposed amendments to Tiered Approach to Corrective Action Objectives (TACO) Title 35 – Part 742; Appendix B, Table H: Tier 1 Soil Gas and Groundwater Remediation Objectives for the Indoor Inhalation Exposure Route – Diffusion and Advection for soil vapor dated November 9, 2010 and are shown on **Table 4.** Not all TO-15 Method constituents have TACO screening criteria.

Field data and documentation collected as part of this scope of work became part of the project file. URS maintains the files for the site and the database management system.

The following documentation was completed and supplements the COC records, excluding SVE system data which are described in **Section 5**:

- Field logbooks;
- Groundwater field gauging sheets;
- Soil vapor sample collection sheets;
- Field sample collection data via electronic Toughbook®; and
- Safety documentation

4.1 DATA QUALITY REVIEW RESULTS

A total of 149 investigative and 15 field duplicate samples were collected from VMPs for analysis of VOCs (TO-15 analytes) and natural gases. Compounds qualified by URS due to method blank contamination, field duplicate results, and quality control sample recoveries are specified in the data reviews (**Appendix A**). Based on method blanks, laboratory control sample recoveries, results reported from dilutions, and field duplicate results, soil vapor results reported for the analyses performed were accepted for their intended use.

4.2 SOIL VAPOR ANALYTICAL RESULTS

The following TO-15 analytes were detected at concentrations at or above the reporting limit in soil vapor during the 1Q13 sampling event:

TO-15 Detections

Acetone	Isopropylbenzene (Cumene)
Benzene	4-Methyl-2-pentanone
Bromodichloromethane	Methyl tert Butyl Ether (MTBE)
Butane	n-Propylbenzene
2-Butanone	2-Propanol
Carbon disulfide	Tetrachloroethene
Chloroform	Tetrahydrofuran
Cyclohexane	Toluene
1,2-Dichloropropane	1,1,1-Trichloroethane
Dichloromethane (Methylene chloride)	Trichloroethene
Ethanol	Trichlorofluoromethane
Ethylbenzene	1,2,4-Trimethylbenzene
4-Ethyltoluene	1,3,5-Trimethylbenzene
Heptane	2,2,4-Trimethylpentane
Hexane	m,p-Xylene
Isopentane	o-Xylene

Italicized analytes were detected at or above the reporting limit for the first time this quarter. Additionally, several compounds were detected at concentrations estimated below the reporting limit.

Cumulative tabular summaries of the analytical results for the Village are presented in **Table 5** and the Roxana Public Works Yard and WRR are presented in **Table 6.** Analytical results were compared to the previously mentioned screening values. Sample results from VMP-1 through VMP-9, VMP-18 through VMP-24, VMP-31, VMP-32, VMP-42 through VMP-45, and VMP-47 through 54 (located near residences in the Village) were compared against the proposed residential screening criteria. Samples from VMP-10 through VMP-17, VMP-25, VMP-29,

VMP-30, VMP-41, and VMP-55 (located at or near the Public Works Yard or WRR) were compared against the proposed industrial/commercial screening criteria. A cumulative tabular summary of the results for natural gases are presented in **Table 7.** The laboratory analytical reports for the soil vapor samples collected during 1Q13 sampling event can be viewed in **Appendix A.**

Data from VMP-1 and VMP-47 are included on the data tables and figures; however, based on the integrity assessment this data is not believed to be representative. VMP-1 has been replaced and VMP-47 will be replaced in 2Q13. For additional information refer to **Section 5.2**.

Benzene was selected as the key analyte to characterize soil vapor, in the paragraphs below.

Village

Benzene detected concentrations from locations within the Village ranged from an estimated 0.00077 mg/m^3 (VMP-24-10) to 92 mg/m^3 (VMP-50-30). The results of screening for samples collected in the Village against the proposed residential screening criterion indicate that seven of the sample locations had at least one port with a benzene concentration above the proposed residential screening criterion (0.37 mg/m^3) during this sampling event. The cumulative results for benzene in soil vapor for samples collected in the Village are depicted on **Figure 5**.

Analytical results also identified an exceedance of the proposed residential screening criterion for m,p-Xylene and o-Xylenes at VMP-4-39. Exceedances of m,p-Xylene and o-Xylenes has been observed at VMP-4-39 in prior sampling events. VMP-50-30 had exceedances of m,p-Xylene and o-Xylenes for the first time in 1Q13. Exceedances of Dichloromethane and 1,2,4-Trichlorobenzene were observed at VMP-2-42, which had previously been submerged since 2009.

Roxana Public Works Yard

Benzene concentrations from locations within the Roxana Public Works Yard ranged from an estimated 0.0017 mg/m^3 (VMP-10-5) to an estimated 13,000/54,000 (sample/duplicate) mg/m^3 (VMP-14-29). Samples from at least one port at four of the locations within the Roxana Public Works Yard exceeded the proposed commercial/industrial screening criterion (2.8 mg/m^3) for benzene. The cumulative results for benzene in soil vapor for samples collected in the Roxana Public Works Yard are depicted on **Figure 6**.

WRR

Benzene concentrations from the locations sampled within the WRR ranged from an estimated 0.0008 mg/m^3 (VMP-12-11.5) to 4,100 mg/m^3 (VMP-12-39). Samples from at least one port at the two locations within the WRR exceeded the proposed commercial/industrial screening

criterion (2.8 mg/m^3) for benzene. The cumulative results for benzene in soil vapor for samples collected in the WRR are depicted on **Figure 7**.

Natural Gas Data

Natural gas data indicate that the concentration of methane increases from shallow to deep sample depths, but oxygen concentrations decrease from shallow to deep sample depths (methane and oxygen are generally inversely correlated in soil vapor). In general, the trend in oxygen levels in most VMPs has been upward since the SVE system has been operating. Higher oxygen levels (>5%) with lower methane levels indicate an environment capable of supporting aerobic biodegradation (Ririe et al., 1998). Oxygen levels appear to be increasing in VMPs closer to the SVE system (e.g. along Chaffer Street) in the Village. A summary of the natural gas results is presented in **Table 7.**

4.3 CONCEPTUAL SITE MODEL

Vapor Intrusion

The primary concern for shallow soil gas is the potential for intrusion through basement and/or building slabs. In September 2011, SOPUS began installation of a full scale SVE system to address the source of these vapors. The system became operational on January 31, 2012 following the completion of the 1Q12 sampling effort. The objective of the SVE system is to mitigate vapors along the West Fenceline of the WRR and in the vicinity of the Roxana Public Works Yard. Construction of the Roxana Public Works Yard portion of the SVE system was completed during 4Q12, and this portion became operational on December 3, 2012. Refer to **Section 5.1** for further discussion on SVE system operation. **Figure 8** presents a cross-section along Chaffer Street with a vertical distribution of the benzene concentrations superimposed.

At most locations, oxygen is present in the shallow depths and little or no aromatic hydrocarbons (e.g., BTEX) are present. Carbon dioxide levels are relatively high throughout the soil column at many locations, which supports that degradation of petroleum hydrocarbons is occurring via aerobic biodegradation. There is up to 30 feet of open vadose zone which allows for biological degradation of constituents in soil vapor as they slowly diffuse upwards.

C Tech Development Corporation's Environmental Visualization System PRO, Version 9.52 (EVS-PRO) was used to model the estimated distribution of benzene in the soil vapor. **Figure 9, Figure 10,** and **Figure 11** present a horizontal distribution of benzene at 5, 10, and 25 feet bgs, respectively.

Groundwater Monitoring Well Gauging and Sampling

The results for groundwater monitoring well gauging and sample are presented in the *Interim Groundwater Monitoring Program – 1st Quarter 2013* report (URS, 2013b). **Figure 12** presents the estimated distribution of dissolved phase benzene in the groundwater. Light non-aqueous phase liquids (LNAPL) thicknesses observed during the 1Q13 comprehensive monitoring well gauging is presented in **Table 1** and shown on **Figure 13**.

As requested in the SVE system approval letter from IEPA, 2012 (Condition Number 13), this section addresses operation of the SVE system. As such, the discussion in this section will address operation of the SVE system from start-up through the end of the quarter that this report represents.

As presented in the June 2011 *Conceptual/Final Design Report* (URS, 2011b), the May 2012 *SVE System Construction Completion Report* (URS, 2012), and the February 2013 *SVE System Construction Completion Report Addendum* (URS, 2013c), URS designed and constructed a SVE system along the West Fenceline and within the Public Works Yard. The SVE system was installed to reduce the potential for vapors from LNAPL and impacted soil and groundwater within WRR to migrate into the Village.

The SVE system consists of 34 SVE wells, 25 of which are located along the West Fenceline, three are located in the Village along East 4th Street west of Chaffer Avenue, and 6 are located in the Public Works Yard. The SVE wells are connected via 4-inch piping to vapor/liquid separators (VLS) and a rotary lobe positive displacement blower housed within a customized intermodal freight container ("conex") (**Figure 14**). Piping from the SVE wells feeds into the conex, where vapor moves through the VLS', before traveling through the blower and a baffle connected to a Regenerative Thermal Oxidizer (RTO). A second blower, located on the RTO side of the baffle, pushes the vapor into the RTO and adds fresh air to dilute the vapor stream as necessary.

5.1 SVE SYSTEM OPERATIONS

System start-up was initiated on January 31, 2012. Five individual header lines are connected to specific sets of SVE wells along the West Fenceline and or in the Village at 4th Street. These lines carry vapors to the RTO and the relationship between the SVE wells and the lines that they are connected is shown on **Figure 14**. As the system was starting up, vapor removal from specific sets of wells were brought on line in a systematic order. The line connected to wells SVE-3, SVE-4, and SVE-25 was brought online first systematically followed by the others until all lines and wells were in operation.

Full scale operations commenced on April 1, 2012, with all lines and all SVE wells in operation, except for those located inside the Public Works Yard. Only one of the SVE wells (SVE-20/located outside of the Public Works Yard) on that line was operational during the first three quarters of the year. Lack of access prevented SVE wells inside the Public Works Yard from being connected until December of 2012. The remaining SVE wells inside the Public Works boundary (SVE-21 through SVE-24, SVE-26, and SVE-27) connected to a 6th line were brought online December 2012 when construction of that section was completed.

Sampling of VMP-1 through VMP-46 commenced during or prior to 3Q12 (mentioned in Condition Number 9 in the IEPA, 2012 letter). In addition, sampling of VMP-47 through VMP-55 commenced in 1Q13.

5.2 SVE MAINTENANCE ACTIVITES AND MODIFICATIONS

URS personnel have performed scheduled system maintenance as outlined in the manufacturers' suggested operations and maintenance (O&M) documents. The scheduled maintenance includes routine lubrication, and inspection of belts, oil levels, and emergency stops, along with water levels and associated switches with the vapor liquid separators (VLSs). Timing and frequency of maintenance activities is dependent on the designated intervals. Checking and cleaning of filters and components exposed to dirt and/or the elements were performed as part of a routine weekly inspection. System SVE wells and associated vaults inspections were also conducted on a weekly basis. The last scheduled 800 hour maintenance event was performed by Anguil on March 22, 2013 and included among other things changing the VLS and manual dilution line air inlet filters.

In addition to routine maintenance, the following maintenance and repairs were performed on the system.

- **February 4, 2013** – Blower motor cover gasket replaced.
- **March 22, 2013 –** Flame igniter replaced on RTO unit.

Activities associated with system maintenance were appropriately documented both in the field maintenance log maintained on site and in the office central (electronic) file.

System Modifications

Based on anomalous field screening results during the monthly SVE system monitoring of VMP-1 on January 16, 2013 and data also obtained from nearby VMP-47 on January 19, 2013, the integrity of these VMPs was evaluated during 1Q13. Tedlar sampling was initiated daily on January 19, 2013 for VMP-1 and VMP-47 to evaluate the conditions at these VMPs. Daily Tedlar sampling data for VMP-1 and VMP-47 can be found in **Table 8**. On January 23, 2013, all four VMP depths at VMP-1 and VMP-47 were sampled with grab canisters. On January 28, 2013, adjustments were made to the SVE system to increase the vacuum in this area. Vacuum pressure communication tests were then conducted on each port at VMP-1 and VMP-47 on February 12, 2013 and February 14, 2013 to check for potential integrity issues. Based on the data at VMP-1 (vacuum pressures were detected in the shallow port when applied to the deep port and vice versa), it appeared there was communication between the ports suggesting a loss of integrity at VMP-1. Because of this finding, resampling of VMP-1 was not reattempted, as

described in **Section 3.1**. Based on the vacuum pressure communication test for VMP-47, it was not clear there was communication between the ports at different depths; however, based on further evaluation of the screening data it appears there may be communication between the upper and lower ports. .

VMP-1 was replaced on March 6, 2013 and VMP-47 will be replaced during 2Q13. The construction information for VMP-1 and VMP-47 will be provided in a separate submittal.

5.3 SVE SYSTEM MONITORING RESULTS

The results of field screening samples collected monthly from SVE wells and VMPs can be found in **Tables 9 and 10**, respectively. The results of the header and RTO exhaust analytical data can be found in **Table 11**. Data reviews and laboratory analytical reports for the headers and RTO exhaust data can be found in **Appendix A**. The data required pursuant to Condition Number 11 of the IEPA, 2012 letter are contained in those tables.

SVE Well & VMP Tedlar Sampling Details:

- 34 SVE wells were sampled monthly. SVE wells are shown on **Figure 14**.
  - SVE-3, SVE-4, and SVE-25 are located in the Village
  - SVE-5 through SVE-20 and SVE-26 through SVE-36 are located on WRR North Property
  - SVE-21 through SVE-24, SVE-26, and SVE-27 are located on Roxana Public Works Property
- 38 VMPs were sampled this quarter (VMP-1 through VMP-7, VMP-9, VMP-12, VMP-17, VMP-19, VMP-26 through VMP-28, VMP-31 through VMP-40, and VMP-42 through VMP-55)
- With the exception of VMP-17 and VMP-19, VMP locations contain either 3 or 4 screen depths between 5 feet and 42 feet bgs. Locations VMP-17 and VMP-19 contain only one. Soil VMP depths are provided in **Table 2**.

SVE System Monitoring Results:

- The reduction in hydrocarbons has improved due to daily monitoring and adjustments of the SVE system (addition of Roxana Public Works SVE wells and continued reduction of dilution air). See mass removal calculation discussion details in **Section 5.4**.
- Vacuum measurements were obtained monthly at all of the SVE wells and selected VMPs within the Village and WRR. Vacuum data can be found in **Table 9 and 10**.
- Differential pressure data collected from each SVE leg located at the RTO were obtained and can be found in **Appendix B**.

Trends related to hydrocarbon concentrations monitored in the field are expected to continue, and these numbers are expected to improve as the system is operated and/or optimized.

5.4 SYSTEM OPERATION EVALUATION

A key focus of the system operation thus far has been stability and consistency. The system has been more than 96% operational since its start-up. For the months of January, February, and March 2013, the system operational time has been 98.9%, 94%, and 99.4% respectively.

The demonstrated consistency of subsurface vacuum levels, not only in SVE wells, but also in the VMP's, reflects well on the status of the system operation to this point. The system will be operating under optimal vacuum conditions when all supplemental and engineered dilution is eliminated from the RTO intake. Due to high soil vapor concentrations, supplementary dilution air to the RTO unit has been required in order to maintain optimal operating temperatures and conditions within the RTO. In order to achieve optimal influence of the system vacuum, the dilution air must be eliminated. Currently, only the engineered manual dilution valve located above the system blower is in use. As the manual dilution air is eliminated from the system, both vacuum and radius of influence within the system area are expected to increase.

Hydrocarbon Mass Removal

The total hydrocarbon mass of soil vapor removed by the SVE system was estimated by measuring the total hydrocarbon concentrations of the extracted soil vapors and the soil vapor flow rates into the SVE system. The results of the header and RTO exhaust analytical data can be found in **Table 11**. A flame ionization detector (FID) calibrated with methane was used to measure total hydrocarbon concentrations in samples collected from the West Fenceline Header and the Public Works Header. Total header hydrocarbon concentrations are included in **Appendix C**.

Total soil vapor flow rates were determined by calculating flow rates for the individual SVE legs that carry vapors from the SVE wells to the SVE system. Pressure, differential pressure, and temperature were measured in each leg. This data and Equation 2.7 and Equation 2.8 from USEPA Test Method 2 "Determination of Stack Gas Velocity and Volumetric Flow Rate (Type S Pitot Tube)" (Method 2) were used to calculate flow rates for each leg. The flow rates for the appropriate legs were summed to determine flow rates in the West Fenceline Header and the Public Works Header. Flow rates are included in **Appendix D**. Only flow rates and concentrations samples taken on the same day were used to calculate mass removal.

At times, supplemental ports added dilution air to the soil vapors flowing into RTO. The dilution value settings were documented for the periods during sample collection. In order to account for the dilution air's contribution to the flow in the header, dilution air measurements were obtained

for each dilution valve setting documented using the method described in the paragraph above. These dilution measurements were added to the appropriate header flow rates in order to estimate the total flow through the header during each concentration sampling event.

Hydrocarbon mass removed for the period between each concentration sample was calculated using the following equation:

$$M_{THC} = Q \times 60 \times \varphi \times \frac{M_c}{385.1 \times 10^6} \times h \div 2000$$

$Where$:

$M_{THC} = Hydrocarbon\ mass\ removed\ for\ the\ period\ (tons)$

$Q = Total\ header\ flowrate\ (SCFM)$

$\varphi = Total\ hydrocarbon\ concentration\ (ppmv)$

$M_C = Molecular\ weight\ of\ total\ hydrocarbons\ \left({}^{lb}/_{lb-mole}\right)$

$h = Period\ SVE\ operating\ hours\ (hours)$

$Unit\ conversions$:

$60\ minutes\ per\ hour$

$\frac{M_c}{385.1 \times 10^6}\ converts\ (ppmv) to\ \left({}^{lb}/_{SCF}\right)$

$2000\ pounds\ per\ tons$

Header samples from **Table 11** were used to estimate molecular weights for the west fence line and public works headers. These molecular weights from an average of the header samples in 1Q13 based on detected TO-15 analytes, 29.5 lb/lb-mole and 20.3 lb/lb-mole respectively, were used to convert header hydrocarbon volume concentrations (ppmv) to mass concentrations (lb/SCF). The conversion from volume concentration (ppmv) to mass concentrations (lb/SCF) was taken from the USEPA document *AP-42 Compilation of Air Pollutant Emission Factors, Volume 1: Stationary Point and Area Sources*, Fifth Edition, Appendix A (USEPA, 1995). The total hydrocarbon mass removed during each period was summed to determine the quarterly total hydrocarbon mass removed. The mass removed is summarized in the table below.

Quarterly Total Hydrocarbon Mass Removed

	WRR West Fenceline Mass (tons)	Public Works Mass (tons)[6]	Quarterly Mass (tons)	Total Mass (tons)
2Q12	183	53	237	237
3Q12	141	34	175	412
4Q12	78	33	110	522
1Q13	58	18	76	598

5.5 SVE SYSTEM MODIFICATION RECOMMENDATIONS

A key focus of the system operators is public and worker safety.. Operation of the SVE system will continue maintenance and system optimization activities. Future monitoring and sampling results from data points associated with the SVE system will be the primary driver of optimization efforts. Optimization efforts could include reduction in dilution air, valve adjustment of individual SVE wells and legs of the SVE system to direct more or less vacuum to areas.

[6] Public works mass is based on concentrations in the public works header, which contains vapors from the teal line including SVE-20 located in the WRR.

URS conducted the 1Q13 soil vapor sampling and SVE monitoring efforts on behalf of SOPUS in the Village, Roxana Public Works Yard, and adjoining portions of the WRR. The following conclusions are based on the data collected during 1Q13:

- Soil vapor samples were collected from 43 locations and 149 ports during 1Q13. The locations of higher soil vapor concentrations generally coincide with areas of the higher observed groundwater impact.
- Benzene concentrations within the Village range from parts per billion (ppb) in the shallow samples to tens of parts per million (ppm) in deeper samples. The proposed residential screening criterion was exceeded in at least one port at VMP-1, VMP-3, VMP-4, VMP-19, VMP-44, VMP-49, and VMP-50. Of these VMPs, only three shallow ports (<10 ft depth) exceeded the residential screening criterion, which include VMP-1-5, VMP-19-5, and VMP-44-10. As indicated earlier, data from the VMP-1 grab sample was judged not to be representative based on the integrity assessment conducted during 1Q13.
- Benzene concentrations within Roxana Public Works Yard and WRR range from ppb in the shallow samples to tens of thousands of ppm in deeper samples. The proposed commercial/industrial screening criterion was exceeded in at least one port at VMP-13, VMP-14, and VMP-25 within Roxana Public Works Yard and VMP-12 and VMP-16 within WRR.
- VMP-1 was replaced on March 6, 2013 due to loss of integrity, which was based on the vacuum pressure communication test conducted during 1Q13. VMP-47 will be replaced during 2Q13.
- As presented in detail above, the SVE system continues to operate efficiently and effectively.

Illinois Environmental Protection Agency (IEPA), 2009; (IEPA 2009); *Letter providing approval with comments and modifications of the SOPUS*, 2009B work plan. Issued to Shell Oil Products US (SOPUS), dated May 12, 2009.

Illinois Environmental Protection Agency (IEPA), 2010; (IEPA 2010); *Letter providing approval with comments the SOPUS 2010 Delineation Report*. Issued to Shell Oil Products US (SOPUS), dated August 5, 2010.

Illinois Environmental Protection Agency (IEPA), 2011; (IEPA, 2011); *Response to December 31, 2010 submittal*. Issued to Shell Oil Products US (SOPUS), dated March 16, 2011.

Illinois Environmental Protection Agency (IEPA), 2012; (IEPA, 2012); *Response to June 13, 2011; July 20, 2011; September 28, 2011, and May 31, 2012 submittals*. Issued to Shell Oil Products US (SOPUS), dated September 13, 2012.

Ririe, G. T., R. Sweeney, S. Daugherty, and P. Peuron. 1998. A Vapor Transport Model That is Consistent with Field and Laboratory Data. In: *Proceedings of the Petroleum Hydrocarbons and Organic Chemicals in Ground Water Conference*, American Petroleum Institute and the national Ground Water Association, Houston, TX.

URS Corporation (URS), 2010; (URS, 2010a); *Dissolved Phase Groundwater Investigation and P-60 Free Phase Product Delineation Report - Roxana, Illinois*; Prepared for Shell Oil Products US (SOPUS); dated February 2010.

URS Corporation (URS), 2010; (URS, 2010b); *Addendum to February 2010 Report - Supplemental Investigation Activities - Roxana, Illinois*; Prepared for Shell Oil Products US (SOPUS); dated September 20, 2010.

URS Corporation (URS), 2011; (URS, 2011a); *Soil Vapor Sampling – 1st Quarter 2011 - Roxana, Illinois*; Prepared for Shell Oil Products US (SOPUS); dated June 2011.

URS Corporation (URS), 2011; (URS, 2011b); *Conceptual/Final Design Report – Roxana, Illinois*; Prepared for Shell Oil Products US (SOPUS); dated June 2011.

URS Corporation (URS), 2012; (URS, 2012); *SVE System Construction Completion Report – Roxana, Illinois*; Prepared for Shell Oil Products US (SOPUS); dated May 2012.

URS Corporation (URS), 2013 (URS, 2013a); *Roxana / Route 111, WRR, and Rand Avenue Investigation and Remediation Health and Safety Plan*; Prepared for Shell Oil Products US (SOPUS); dated January 2013.

URS Corporation (URS), 2013; (URS, 2013b); *Interim Groundwater Monitoring Program – 1st Quarter 2013 - Roxana, Illinois*; Prepared for Shell Oil Products US (SOPUS); dated January 2013.

URS Corporation (URS), 2013; (URS, 2013c); *SVE System Construction Completion Report Addendum – Roxana, Illinois*; Prepared for Shell Oil Products US (SOPUS); dated February 2013.

US Environmental Protection Agency (USEPA), January 1995; (USEPA, 1995); *AP-42 Compilation of Air Pollutant Emission Factors, Volume 1: Stationary Point and Area Sources*, Fifth Edition,

US Environmental Protection Agency (USEPA), June 2008; (USEPA, 2008); *Contract Laboratory Program National Functional Guidelines for Superfund Organic Methods Data Review*.

SEE LAST PAGE OF TABLE FOR NOTES

TABLE 1
CUMULATIVE GROUNDWATER MONITORING WELL GAUGING RESULTS

WELL ID	TOP OF CASING (elev.[1])	DATE GAUGED	DEPTH TO PRODUCT (ft btoc)	DEPTH TO WATER (ft btoc)	WATER-PRODUCT INTERFACE (elev.[1])	PRODUCT (elev.[1])	PRODUCT THICKNESS (ft)	CORRECTED WATER LEVEL[2] (elev.[1])	SCREENED INTERVAL (elev.[1]) (ft btoc)	COMMENTS
MW-01										
4Q10	442.86	11/12/2010	NE	36.91	NA	NA	NA	405.95	399.45 - 384.45 (43.41 - 58.41)	*
1Q11	442.86	1/13/2011	NE	37.58	NA	NA	NA	405.28		*
2Q11	442.86	4/25/2011	NE	38.38	NA	NA	NA	404.48		*
3Q11	442.86	7/5/2011	NE	35.77	NA	NA	NA	407.09		*
	442.86	9/19/2011	NE	35.15	NA	NA	NA	407.71		*
4Q11	442.86	10/5/2011	NE	35.48	NA	NA	NA	407.38		*
1Q12	442.65	1/3/2012	NE	37.65	NA	NA	NA	405.00	392.67 - 382.67 (49.98 - 59.98)	*1" Piezometer replaced with a 2" groundwater monitoring well
2Q12	442.65	4/2/2012	NE	38.85	NA	NA	NA	403.80		*
3Q12	442.65	7/2/2012	NE	39.12	NA	NA	NA	403.53		*
4Q12	442.65	10/1/2012	NE	40.92	NA	NA	NA	401.73		*
1Q13	442.65	1/3/2013	NE	41.95	NA	NA	NA	400.70		*
MW-02										
4Q10	443.93	11/12/2010	NE	38.12	NA	NA	NA	405.81	396.74 - 381.74 (47.19 - 62.19)	*
1Q11	443.93	1/13/2011	NE	38.67	NA	NA	NA	405.26		*
2Q11	443.93	4/25/2011	NE	39.61	NA	NA	NA	404.32		*
3Q11	443.93	7/5/2011	NE	37.04	NA	NA	NA	406.89		*
	443.93	9/19/2011	NE	36.36	NA	NA	NA	407.57		*
4Q11	443.93	10/5/2011	NE	36.65	NA	NA	NA	407.28		*
1Q12	443.77	1/3/2012	NE	38.88	NA	NA	NA	404.89	392.45 - 382.45 (51.32 - 61.32)	*1" Piezometer replaced with a 2" groundwater monitoring well
2Q12	443.77	4/2/2012	NE	40.04	NA	NA	NA	403.73		*
3Q12	443.77	7/2/2012	NE	40.32	NA	NA	NA	403.45		*
4Q12	443.77	10/1/2012	NE	42.10	NA	NA	NA	401.67		*
1Q13	443.77	1/3/2013	NE	43.10	NA	NA	NA	400.67		*
MW-03										
4Q10	430.36	11/12/2010	NE	24.05	NA	NA	NA	406.31	399.38 - 384.38 (30.98 - 45.98)	*
1Q11	430.36	1/13/2011	NE	24.92	NA	NA	NA	405.44		*
2Q11	430.36	4/25/2011	NE	25.42	NA	NA	NA	404.94		*
3Q11	430.36	7/5/2011	NE	22.72	NA	NA	NA	407.64		*
	430.36	9/19/2011	NE	22.40	NA	NA	NA	407.96		*
4Q11	430.36	10/5/2011	NE	22.76	NA	NA	NA	407.60		*
1Q12	430.08	1/3/2012	NE	24.84	NA	NA	NA	405.24	395.41 - 385.41 (34.67 - 44.67)	*1" Piezometer replaced with a 2" groundwater monitoring well
2Q12	430.08	4/2/2012	NE	26.04	NA	NA	NA	404.04		*
3Q12	430.08	7/2/2012	NE	26.30	NA	NA	NA	403.78		*
4Q12	430.08	10/1/2012	NE	28.13	NA	NA	NA	401.95		*
1Q13	430.08	1/3/2013	NE	29.22	NA	NA	NA	400.86		*
MW-04										
4Q10	441.58	11/12/2010	NE	35.38	NA	NA	NA	406.20	398.95 - 383.95 (42.63 - 57.63)	*
1Q11	441.58	1/13/2011	NE	36.04	NA	NA	NA	405.54		*
2Q11	441.58	4/25/2011	NE	36.74	NA	NA	NA	404.84		*
3Q11	441.58	7/5/2011	NE	34.15	NA	NA	NA	407.43		*
	441.58	9/19/2011	NE	33.65	NA	NA	NA	407.93		*
4Q11	441.58	10/5/2011	NE	33.99	NA	NA	NA	407.59		*
1Q12	441.14	1/3/2012	NE	35.97	NA	NA	NA	405.17	395.08 - 385.08 (46.06 - 56.06)	*1" Piezometer replaced with a 2" groundwater monitoring well
2Q12	441.14	4/2/2012	NE	37.11	NA	NA	NA	404.03		*
3Q12	441.14	7/2/2012	NE	37.43	NA	NA	NA	403.71		*
4Q12	441.14	10/1/2012	NE	39.27	NA	NA	NA	401.87		*
1Q13	441.14	1/3/2013	NE	40.27	NA	NA	NA	400.87		*
MW-05										
4Q10	429.73	11/12/2010	NE	23.32	NA	NA	NA	406.41	398.60 - 383.60 (31.13 - 46.13)	*
1Q11	429.73	1/13/2011	NE	24.15	NA	NA	NA	405.58		*
2Q11	429.73	4/25/2011	NE	24.65	NA	NA	NA	405.08		*
3Q11	429.73	7/5/2011	NE	22.00	NA	NA	NA	407.73		*
	429.73	9/19/2011	NE	21.72	NA	NA	NA	408.01		*
4Q11	429.73	10/5/2011	NE	22.06	NA	NA	NA	407.67		*
1Q12	429.80	1/3/2012	NE	24.45	NA	NA	NA	405.35	395.83 - 385.83 (33.97 - 43.97)	*1" Piezometer replaced with a 2" groundwater monitoring well
2Q12	429.80	4/2/2012	NE	25.65	NA	NA	NA	404.15		*
3Q12	429.80	7/2/2012	NE	25.91	NA	NA	NA	403.89		*
4Q12	429.80	10/1/2012	NE	27.80	NA	NA	NA	402.00		*
1Q13	429.80	1/3/2013	NE	28.86	NA	NA	NA	400.94		*
MW-06A										
4Q10	432.42	11/12/2010	NE	25.62	NA	NA	NA	406.80	400.44 - 385.44 (31.98 - 46.98)	*
1Q11	432.42	1/13/2011	NE	26.36	NA	NA	NA	406.06		*
2Q11	432.42	4/25/2011	NE	26.78	NA	NA	NA	405.64		*
3Q11	432.42	7/5/2011	NE	24.21	NA	NA	NA	408.21		*
	432.42	9/19/2011	NE	24.07	NA	NA	NA	408.35		*
4Q11	432.42	10/5/2011	NE	24.44	NA	NA	NA	407.98		*
1Q12	432.14	1/3/2012	NE	26.34	NA	NA	NA	405.80	397.31 - 387.31 (34.83 - 44.83)	*1" Piezometer replaced with a 2" groundwater monitoring well
2Q12	432.14	4/2/2012	NE	27.57	NA	NA	NA	404.57		*
3Q12	432.14	7/2/2012	NE	27.88	NA	NA	NA	404.26		*
4Q12	432.14	10/1/2012	NE	28.81	NA	NA	NA	403.33		*
1Q13	432.14	1/3/2013	NE	30.80	NA	NA	NA	401.34		*

TABLE 1
CUMULATIVE GROUNDWATER MONITORING WELL GAUGING RESULTS

WELL ID	TOP OF CASING (elev.[1])	DATE GAUGED	DEPTH TO PRODUCT (ft btoc)	DEPTH TO WATER (ft btoc)	WATER-PRODUCT INTERFACE (elev.[1])	PRODUCT (elev.[1])	PRODUCT THICKNESS (ft)	CORRECTED WATER LEVEL[2] (elev.[1])	SCREENED INTERVAL (elev.[1]) (ft btoc)	COMMENTS
MW-06B										
4Q10	432.29	11/12/2010	NE	25.47	NA	NA	NA	406.82	368.24 - 363.24 (64.05 - 69.05)	*
1Q11	432.29	1/13/2011	NE	26.21	NA	NA	NA	406.08		*
2Q11	432.29	4/25/2011	NE	26.65	NA	NA	NA	405.64		*
3Q11	432.29	7/5/2011	NE	24.08	NA	NA	NA	408.21		*
4Q11	432.29	10/5/2011	NE	24.28	NA	NA	NA	408.01		*
1Q12	432.29	1/3/2012	NE	26.40	NA	NA	NA	405.89		*
2Q12	432.29	4/2/2012	NE	27.61	NA	NA	NA	404.68		*
3Q12	432.29	7/2/2012	NE	27.92	NA	NA	NA	404.37		*
4Q12	432.29	10/1/2012	NE	29.86	NA	NA	NA	402.43		*
1Q13	432.29	1/3/2013	NE	30.87	NA	NA	NA	401.42		*
MW-06C										
4Q10	432.11	11/12/2010	NE	25.25	NA	NA	NA	406.86	347.16 - 342.16 (84.95 - 89.95)	*
1Q11	432.11	1/13/2011	NE	25.97	NA	NA	NA	406.14		*
2Q11	432.11	4/25/2011	NE	26.73	NA	NA	NA	405.38		*
3Q11	432.11	7/5/2011	NE	23.80	NA	NA	NA	408.31		*
4Q11	432.11	10/5/2011	NE	24.03	NA	NA	NA	408.08		*
1Q12	432.11	1/3/2012	NE	26.17	NA	NA	NA	405.94		*
2Q12	432.11	4/2/2012	NE	27.40	NA	NA	NA	404.71		*
3Q12	432.11	7/2/2012	NE	27.71	NA	NA	NA	404.40		*
4Q12	432.11	10/1/2012	NE	29.70	NA	NA	NA	402.41		*
1Q13	432.11	1/3/2013	NE	30.65	NA	NA	NA	401.46		*
MW-06D										
4Q10	431.99	11/12/2010	NE	25.13	NA	NA	NA	406.86	327.27 - 322.27 (104.72 - 109.72)	*
1Q11	431.99	1/13/2011	NE	25.87	NA	NA	NA	406.12		*
2Q11	431.99	4/25/2011	NE	26.30	NA	NA	NA	405.69		*
3Q11	431.99	7/5/2011	NE	23.67	NA	NA	NA	408.32		*
4Q11	431.99	10/5/2011	NE	23.95	NA	NA	NA	408.04		*
1Q12	431.99	1/3/2012	NE	26.05	NA	NA	NA	405.94		*
2Q12	431.99	4/2/2012	NE	27.46	NA	NA	NA	404.53		*
3Q12	431.99	7/2/2012	NE	27.58	NA	NA	NA	404.41		*
4Q12	431.99	10/1/2012	NE	29.51	NA	NA	NA	402.48		*
1Q13	431.99	1/3/2013	NE	30.51	NA	NA	NA	401.48		*
MW-07										
4Q10	443.10	11/12/2010	NE	36.93	NA	NA	NA	406.17	400.18 - 390.18 (42.92 - 52.92)	*
1Q11	443.10	1/13/2011	NE	37.52	NA	NA	NA	405.58		*
2Q11	443.10	4/25/2011	NE	38.18	NA	NA	NA	404.92		*
3Q11	443.10	7/5/2011	NE	35.65	NA	NA	NA	407.45		*
	443.10	9/19/2011	NE	35.22	NA	NA	NA	407.88		*
4Q11	443.10	10/5/2011	NE	25.52	NA	NA	NA	417.58		*
1Q12	443.10	1/3/2012	NE	37.79	NA	NA	NA	405.31		*
2Q12	443.10	4/2/2012	NE	38.91	NA	NA	NA	404.19		*
3Q12	443.10	7/2/2012	NE	39.23	NA	NA	NA	403.87		*
4Q12	443.10	10/1/2012	NE	41.10	NA	NA	NA	402.00		*
1Q13	443.10	1/3/2013	NE	42.10	NA	NA	NA	401.00		*
MW-08										
4Q10	434.11	11/12/2010	NE	27.84	NA	NA	NA	406.27	400.51 - 390.51 (33.60 - 43.60)	*
1Q11	434.11	1/13/2011	NE	28.59	NA	NA	NA	405.52		*
2Q11	434.11	4/25/2011	NE	29.15	NA	NA	NA	404.96		*
3Q11	434.11	7/5/2011	NE	26.55	NA	NA	NA	407.56		*
4Q11	434.11	10/5/2011	NE	26.57	NA	NA	NA	407.54		*
1Q12	434.11	1/3/2012	NE	28.84	NA	NA	NA	405.27		*
2Q12	434.11	4/2/2012	NE	30.01	NA	NA	NA	404.10		*
3Q12	434.11	7/2/2012	NE	30.29	NA	NA	NA	403.82		*
4Q12	434.11	10/1/2012	NE	32.17	NA	NA	NA	401.94		*
1Q13	434.11	1/3/2013	NE	33.21	NA	NA	NA	400.90		*
MW-09										
4Q10	445.20	11/12/2010	NE	39.00	NA	NA	NA	406.20	398.75 - 388.75 (46.45 - 56.45)	*
1Q11	445.20	1/13/2011	NE	39.62	NA	NA	NA	405.58		*
2Q11	445.20	4/25/2011	NE	NM	NA	NA	NA	NA		Area flooded; unable to access to well
3Q11	445.20	7/5/2011	NE	38.06	NA	NA	NA	407.14		*
	445.20	9/19/2011	NE	37.27	NA	NA	NA	407.93		*
4Q11	445.20	10/5/2011	NE	37.56	NA	NA	NA	407.64		*
1Q12	445.20	1/3/2012	NE	39.50	NA	NA	NA	405.70		*
2Q12	445.20	4/2/2012	NE	40.77	NA	NA	NA	404.43		*
3Q12	445.20	7/2/2012	NE	40.07	NA	NA	NA	405.13		*
4Q12	445.20	10/1/2012	NE	42.75	NA	NA	NA	402.45		*
1Q13	445.20	1/2/2013	NE	43.92	NA	NA	NA	401.28		*
MW-10										
4Q10	445.03	11/12/2010	NE	38.97	NA	NA	NA	406.06	400.60 - 390.60 (44.43 - 54.43)	*
1Q11	445.03	1/13/2011	NE	39.40	NA	NA	NA	405.63		*
2Q11	445.03	4/25/2011	NE	40.26	NA	NA	NA	404.77		*
3Q11	445.03	7/5/2011	NE	38.01	NA	NA	NA	407.02		*
	445.03	9/19/2011	NE	37.24	NA	NA	NA	407.79		*
4Q11	445.03	10/5/2011	NE	37.47	NA	NA	NA	407.56		*
1Q12	445.03	1/3/2012	NE	39.39	NA	NA	NA	405.64		*
2Q12	445.03	4/2/2012	NE	40.58	NA	NA	NA	404.45		*
3Q12	445.03	7/2/2012	NE	40.92	NA	NA	NA	404.11		*
4Q12	445.03	10/1/2012	NE	42.69	NA	NA	NA	402.34		*
1Q13	445.03	1/2/2013	NE	43.81	NA	NA	NA	401.22		*

SEE LAST PAGE OF TABLE FOR NOTES

TABLE 1
CUMULATIVE GROUNDWATER MONITORING WELL GAUGING RESULTS

WELL ID	TOP OF CASING (elev.[1])	DATE GAUGED	DEPTH TO PRODUCT (ft btoc)	DEPTH TO WATER (ft btoc)	WATER-PRODUCT INTERFACE (elev.[1])	PRODUCT (elev.[1])	PRODUCT THICKNESS (ft)	CORRECTED WATER LEVEL[2] (elev.[1])	SCREENED INTERVAL (elev.[1]) (ft btoc)	COMMENTS
MW-11										
4Q10	442.33	11/12/2010	NE	36.39	NA	NA	NA	405.94	400.67 - 390.67 (41.66 - 51.66)	*
1Q11	442.33	1/13/2011	NE	37.15	NA	NA	NA	405.18		*
2Q11	442.33	4/25/2011	NE	38.00	NA	NA	NA	404.33		*
3Q11	442.33	7/5/2011	NE	35.46	NA	NA	NA	406.87		*
	442.33	9/19/2011	NE	34.68	NA	NA	NA	407.65		*
4Q11	442.33	10/5/2011	NE	34.07	NA	NA	NA	408.26		*
1Q12	442.33	1/3/2012	NE	37.21	NA	NA	NA	405.12		*
2Q12	442.33	4/2/2012	NE	38.44	NA	NA	NA	403.89		*
3Q12	442.33	7/2/2012	NE	38.68	NA	NA	NA	403.65		*
4Q12	442.33	10/1/2012	NE	40.42	NA	NA	NA	401.91		*
1Q13	442.33	1/2/2013	NE	41.49	NA	NA	NA	400.84		*
MW-12										
4Q10	442.60	11/12/2010	NE	36.63	NA	NA	NA	405.97	400.68 - 390.68 (41.92 - 51.92)	*
1Q11	442.60	1/13/2011	NE	37.42	NA	NA	NA	405.18		*
2Q11	442.60	4/25/2011	NE	38.20	NA	NA	NA	404.40		*
3Q11	442.60	7/5/2011	NE	35.55	NA	NA	NA	407.05		*
	442.60	9/19/2011	NE	34.88	NA	NA	NA	407.72		*
4Q11	442.60	10/5/2011	NE	35.20	NA	NA	NA	407.40		*
1Q12	442.60	1/3/2012	NE	37.57	NA	NA	NA	405.03		*
2Q12	442.60	4/2/2012	NE	38.75	NA	NA	NA	403.85		*
3Q12	442.60	7/2/2012	NE	39.01	NA	NA	NA	403.59		*
4Q12	442.60	10/1/2012	NE	40.78	NA	NA	NA	401.82		*
1Q13	442.60	1/3/2013	NE	41.86	NA	NA	NA	400.74		*
MW-13										
1Q11	430.27	1/13/2011	NE	24.28	NA	NA	NA	405.99	404.70 - 394.70 (25.57 - 35.57)	*
2Q11	430.27	4/25/2011	NE	24.47	NA	NA	NA	405.80		*
3Q11	430.27	7/5/2011	NE	21.67	NA	NA	NA	408.60		*
	430.27	9/19/2011	NE	21.88	NA	NA	NA	408.39		*
4Q11	430.27	10/6/2011	NE	21.20	NA	NA	NA	409.07		*
1Q12	430.27	1/3/2012	NE	24.35	NA	NA	NA	405.92		*
2Q12	430.27	4/2/2012	NE	25.48	NA	NA	NA	404.79		*
3Q12	430.27	7/3/2012	NE	25.95	NA	NA	NA	404.32		
4Q12	430.27	10/1/2012	NE	40.44	NA	NA	NA	389.83		
	430.27	10/2/2012	NE	27.99	NA	NA	NA	402.28		
1Q13	430.27	1/7/2013	NE	29.07	NA	NA	NA	401.20		
MW-14										
1Q12	434.44	1/3/2012	NM	NM	NA	NA	NA	NA	401.02 - 391.02 (33.42 - 43.42)	Restricted Area
2Q12	434.44	4/2/2012	NM	NM	NA	NA	NA	NA		Restricted Area
3Q12	434.44	7/5/2012	NE	29.87	NA	NA	NA	404.57		*
4Q12	434.44	10/2/2012	NE	31.86	NA	NA	NA	402.58		*
1Q13	434.44	1/7/2013	NE	32.71	NA	NA	NA	401.73		*
MW-16										
1Q13	443.39	1/23/2013	NE	43.05	NA	NA	NA	400.34	406.33 - 396.33 (37.43 - 47.43)	Installed during 4Q12
MW-17										
1Q13	441.57	2/11/2013	NE	41.75	NA	NA	NA	399.82	407.28 - 392.28 (34.55 - 49.55)	Installed during 4Q12
MW-18										
1Q13	442.04	2/11/2013	NE	42.25	NA	NA	NA	399.79	407.12 - 392.12 (35.25 - 50.25)	Installed during 4Q12
MW-19										
1Q13	442.77	2/11/2013	NE	42.88	NA	NA	NA	399.89	406.43 - 391.43 (36.70 - 51.70)	Installed during 4Q12
MW-20										
1Q13	443.67	2/11/2013	NE	43.66	NA	NA	NA	400.01	407.79 - 392.79 (36.23 - 51.23)	Installed during 4Q12
MW-21										
1Q13	443.81	2/11/2013	NE	43.53	NA	NA	NA	400.28	408.80 - 393.80 (35.30 - 50.30)	Installed during 4Q12
MW-22										
1Q13	442.16	1/23/2013	NE	41.80	NA	NA	NA	400.36	404.28 - 394.28 (38.21 - 48.21)	Installed during 4Q12
P-01										
2Q10	442.56	4/1/2010	NE	30.11	NA	NA	NA	412.45	380.61 - 375.61 (61.95 - 66.95)	*
3Q10	442.56	7/1/2010	NE	29.49	NA	NA	NA	413.07		*
4Q10	442.56	10/1/2010	NE	27.86	NA	NA	NA	414.70		*
1Q11	442.56	1/1/2011	NE	28.52	NA	NA	NA	414.04		*
2Q11	442.56	4/1/2011	NE	27.30	NA	NA	NA	415.26		*
3Q11	442.56	7/5/2011	NE	25.51	NA	NA	NA	417.05		*
	442.56	9/19/2011	NE	27.75	NA	NA	NA	414.81		*
4Q11	442.56	10/6/2011	NE	28.15	NA	NA	NA	414.41		*
1Q12	442.56	1/3/2012	NE	28.93	NA	NA	NA	413.63		*
2Q12	442.56	4/2/2012	NE	29.38	NA	NA	NA	413.18		*
3Q12	442.56	7/2/2012	NE	30.60	NA	NA	NA	411.96		*
4Q12	442.56	10/1/2012	NE	32.35	NA	NA	NA	410.21		*
1Q13	442.56	1/3/2013	NE	33.96	NA	NA	NA	408.60		*

TABLE 1
CUMULATIVE GROUNDWATER MONITORING WELL GAUGING RESULTS

WELL ID	TOP OF CASING (elev.[1])	DATE GAUGED	DEPTH TO PRODUCT (ft btoc)	DEPTH TO WATER (ft btoc)	WATER-PRODUCT INTERFACE (elev.[1])	PRODUCT (elev.[1])	PRODUCT THICKNESS (ft)	CORRECTED WATER LEVEL[2] (elev.[1])	SCREENED INTERVAL (elev.[1]) (ft btoc)	COMMENTS
P-4U										
2Q10	442.50	4/1/2010	NE	32.06	NA	NA	NA	410.44	361.35 - 359.35 (81.15 - 83.15)	*
3Q10	442.50	7/1/2010	NE	31.00	NA	NA	NA	411.50		*
4Q10	442.50	10/1/2010	NE	29.68	NA	NA	NA	412.82		*
1Q11	442.50	1/1/2011	NE	29.81	NA	NA	NA	412.69		*
2Q11	442.50	4/1/2011	NE	29.10	NA	NA	NA	413.40		*
3Q11	442.50	7/5/2011	NE	27.02	NA	NA	NA	415.48		*
	442.50	9/19/2011	NE	28.71	NA	NA	NA	413.79		*
4Q11	442.50	10/6/2011	NE	29.17	NA	NA	NA	413.33		*
1Q12	442.50	1/3/2012	NE	40.32	NA	NA	NA	402.18		*
2Q12	442.50	4/2/2012	NE	30.80	NA	NA	NA	411.70		*
3Q12	442.50	7/2/2012	NE	31.70	NA	NA	NA	410.80		*
4Q12	442.50	10/1/2012	NE	33.65	NA	NA	NA	408.85		*
1Q13	442.50	1/3/2013	NE	35.10	NA	NA	NA	407.40		*
P-5L										
2Q10	443.79	4/1/2010	NE	32.79	NA	NA	NA	411.00	301.89 - 299.89 (141.90 - 143.90)	*
3Q10	443.79	7/1/2010	NE	30.30	NA	NA	NA	413.49		*
4Q10	443.79	10/1/2010	NE	29.21	NA	NA	NA	414.58		*
1Q11	443.79	1/1/2011	NE	29.55	NA	NA	NA	414.24		*
2Q11	443.79	4/1/2011	NE	28.10	NA	NA	NA	415.69		*
3Q11	443.79	7/5/2011	NE	25.87	NA	NA	NA	417.92		*
	443.79	9/19/2011	NE	28.47	NA	NA	NA	415.32		*
4Q11	443.79	10/6/2011	NE	29.16	NA	NA	NA	414.63		*
1Q12	443.79	1/3/2012	NE	30.42	NA	NA	NA	413.37		*
2Q12	443.79	4/2/2012	NE	30.56	NA	NA	NA	413.23		*
3Q12	443.79	7/2/2012	NE	31.60	NA	NA	NA	412.19		*
4Q12	443.79	10/1/2012	NE	33.60	NA	NA	NA	410.19		*
1Q13	443.79	1/3/2013	NE	35.17	NA	NA	NA	408.62		*
P-5U										
2Q10	444.15	4/1/2010	NE	30.97	NA	NA	NA	413.18	313.52 - 311.52 (130.63 - 132.63)	*
3Q10	444.15	7/1/2010	NE	31.95	NA	NA	NA	412.20		*
4Q10	444.15	10/1/2010	NE	30.82	NA	NA	NA	413.33		*
1Q11	444.15	1/1/2011	NE	30.96	NA	NA	NA	413.19		*
2Q11	444.15	4/1/2011	NE	29.91	NA	NA	NA	414.24		*
3Q11	444.15	7/5/2011	NE	27.80	NA	NA	NA	416.35		*
	444.15	9/19/2011	NE	29.84	NA	NA	NA	414.31		*
4Q11	444.15	10/6/2011	NE	30.41	NA	NA	NA	413.74		*
1Q12	444.15	1/3/2012	NE	30.42	NA	NA	NA	413.73		*
2Q12	444.15	4/2/2012	NE	31.96	NA	NA	NA	412.19		*
3Q12	444.15	7/2/2012	NE	32.80	NA	NA	NA	411.35		*
4Q12	444.15	10/1/2012	NE	35.00	NA	NA	NA	409.15		*
1Q13	444.15	1/3/2013	NE	36.41	NA	NA	NA	407.74		*
P-6L										
4Q11	443.20	10/6/2011	NE	28.92	NA	NA	NA	414.28	Unknown	
1Q12	443.20	1/3/2012	NE	30.21	NA	NA	NA	412.99		
2Q12	443.20	4/2/2012	NE	30.38	NA	NA	NA	412.82		
3Q12	443.20	7/2/2012	NE	31.18	NA	NA	NA	412.02		*
4Q12	443.20	10/1/2012	NE	33.45	NA	NA	NA	409.75		*
1Q13	443.20	1/3/2013	NE	35.00	NA	NA	NA	408.20		*
P-6U										
2Q10	443.35	4/1/2010	NE	32.49	NA	NA	NA	410.86	362.85 - 360.85 (80.50 - 82.50)	*
3Q10	443.35	7/1/2010	NE	31.43	NA	NA	NA	411.92		*
4Q10	443.35	10/1/2010	NE	30.33	NA	NA	NA	413.02		*
1Q11	443.35	1/1/2011	NE	30.53	NA	NA	NA	412.82		*
2Q11	443.35	4/1/2011	NE	29.57	NA	NA	NA	413.78		*
3Q11	443.35	7/5/2011	NE	27.35	NA	NA	NA	416.00		*
	443.35	9/19/2011	NE	29.26	NA	NA	NA	414.09		*
4Q11	443.35	10/6/2011	NE	29.78	NA	NA	NA	413.57		*
1Q12	443.35	1/3/2012	NE	30.97	NA	NA	NA	412.38		*
2Q12	443.35	4/2/2012	NE	31.42	NA	NA	NA	411.93		*
3Q12	443.35	7/2/2012	NE	32.25	NA	NA	NA	411.10		*
4Q12	443.35	10/1/2012	NE	30.40	NA	NA	NA	412.95		*
1Q13	443.35	1/3/2013	NE	35.86	NA	NA	NA	407.49		*
P-7L										
4Q11	443.42	10/6/2011	NE	29.57	NA	NA	NA	413.85	Unknown	
1Q12	443.42	1/3/2012	NE	30.91	NA	NA	NA	412.51		
2Q12	443.42	4/2/2012	NE	31.28	NA	NA	NA	412.14		
3Q12	443.42	7/2/2012	NE	32.60	NA	NA	NA	410.82		*
4Q12	443.42	10/1/2012	NE	33.98	NA	NA	NA	409.44		*
1Q13	443.42	1/3/2013	NE	35.77	NA	NA	NA	407.65		*
P-7U										
2Q10	443.80	4/1/2010	NE	32.49	NA	NA	NA	411.31	382.72 - 380.72 (61.08 - 63.08)	*
3Q10	443.80	7/1/2010	NE	31.63	NA	NA	NA	412.17		*
4Q10	443.80	10/1/2010	NE	30.65	NA	NA	NA	413.15		*
1Q11	443.80	1/1/2011	NE	30.70	NA	NA	NA	413.10		*
2Q11	443.80	4/1/2011	NE	29.66	NA	NA	NA	414.14		*
3Q11	443.80	7/5/2011	NE	27.30	NA	NA	NA	416.50		*
	443.80	9/19/2011	NE	29.51	NA	NA	NA	414.29		*
4Q11	443.80	10/6/2011	NE	30.02	NA	NA	NA	413.78		*
1Q12	443.80	1/3/2012	NE	31.23	NA	NA	NA	412.57		*
2Q12	443.80	4/2/2012	NE	31.63	NA	NA	NA	412.17		*
3Q12	443.80	7/2/2012	NE	31.86	NA	NA	NA	411.94		*
4Q12	443.80	10/1/2012	NE	34.55	NA	NA	NA	409.25		*
1Q13	443.80	1/3/2013	NE	36.12	NA	NA	NA	407.68		*

TABLE 1
CUMULATIVE GROUNDWATER MONITORING WELL GAUGING RESULTS

WELL ID	TOP OF CASING (elev.[1])	DATE GAUGED	DEPTH TO PRODUCT (ft btoc)	DEPTH TO WATER (ft btoc)	WATER-PRODUCT INTERFACE (elev.[1])	PRODUCT (elev.[1])	PRODUCT THICKNESS (ft)	CORRECTED WATER LEVEL[2] (elev.[1])	SCREENED INTERVAL (elev.[1]) (ft btoc)	COMMENTS
P-8L										
4Q11	443.10	10/6/2011	NE	31.01	NA	NA	NA	412.09		
1Q12	443.10	1/3/2012	NE	30.92	NA	NA	NA	412.18		
2Q12	443.10	4/2/2012	NE	31.22	NA	NA	NA	411.88	Unknown	
3Q12	443.10	7/2/2012	NE	31.81	NA	NA	NA	411.29		*
4Q12	443.10	10/1/2012	NE	33.74	NA	NA	NA	409.36		*
1Q13	443.10	1/3/2013	NE	35.49	NA	NA	NA	407.61		*
P-8U										
2Q10	441.87	4/1/2010	NE	33.69	NA	NA	NA	408.18		
3Q10	441.87	7/1/2010	NE	32.28	NA	NA	NA	409.59		
4Q10	441.87	10/1/2010	NE	31.14	NA	NA	NA	410.73	Unknown	
1Q11	443.70	1/1/2011	NE	30.79	NA	NA	NA	412.91		
2Q11	443.70	4/1/2011	NE	30.50	NA	NA	NA	413.20		
3Q11	441.87	7/5/2011	NE	28.20	NA	NA	NA	413.67		*
	441.87	9/19/2011	NE	29.46	NA	NA	NA	412.41		*
4Q11	441.87	10/6/2011	NE	29.86	NA	NA	NA	412.01		*
1Q12	441.87	1/3/2012	NE	30.99	NA	NA	NA	410.88	381.77 - 379.77 (60.10 - 62.10)	*
2Q12	441.87	4/2/2012	NE	31.73	NA	NA	NA	410.14		*
4Q12	441.87	10/1/2012	NE	34.77	NA	NA	NA	407.10		*
1Q13	441.87	1/3/2013	NE	35.97	NA	NA	NA	405.90		*
P-9L										
4Q11	444.41	10/6/2011	NE	33.58	NA	NA	NA	410.83		
1Q12	444.41	1/3/2012	NE	34.82	NA	NA	NA	409.59		
2Q12	444.41	4/2/2012	NE	35.95	NA	NA	NA	408.46	Unknown	
3Q12	444.41	7/2/2012	NE	36.48	NA	NA	NA	407.93		*
4Q12	444.41	10/1/2012	NE	38.22	NA	NA	NA	406.19		*
1Q13	444.41	1/3/2013	NE	39.98	NA	NA	NA	404.43		*
P-9U										
2Q10	444.91	4/1/2010	NE	39.62	NA	NA	NA	405.29		*
3Q10	444.91	7/1/2010	NE	38.85	NA	NA	NA	406.06		*
4Q10	444.91	10/1/2010	NE	38.71	NA	NA	NA	406.20		*
1Q11	444.91	1/13/2011	NE	36.87	NA	NA	NA	408.04		*
2Q11	444.91	4/1/2011	NE	35.71	NA	NA	NA	409.20		*
3Q11	444.91	7/5/2011	NE	34.92	NA	NA	NA	409.99		*
	444.91	9/19/2011	NE	34.52	NA	NA	NA	410.39	344.32 - 342.32 (100.59 - 102.59)	*
4Q11	444.91	10/6/2011	NE	34.56	NA	NA	NA	410.35		*
1Q12	444.91	1/3/2012	NE	34.52	NA	NA	NA	410.39		*
2Q12	444.91	4/2/2012	NE	36.34	NA	NA	NA	408.57		*
3Q12	444.91	7/2/2012	NE	36.81	NA	NA	NA	408.10		*
4Q12	444.91	10/1/2012	NE	38.59	NA	NA	NA	406.32		*
1Q13	444.91	1/3/2013	NE	40.11	NA	NA	NA	404.80		*
P-11L										
2Q10	442.80	4/1/2010	NE	34.58	NA	NA	NA	408.22		*
3Q10	442.80	7/1/2010	NE	33.22	NA	NA	NA	409.58		*
4Q10	442.80	10/1/2010	NE	31.80	NA	NA	NA	411.00		*
1Q11	442.80	1/1/2011	NE	31.62	NA	NA	NA	411.18		*
2Q11	442.80	4/1/2011	NE	31.28	NA	NA	NA	411.52		*
3Q11	442.80	7/5/2011	NE	29.34	NA	NA	NA	413.46		*
	442.80	9/19/2011	NE	30.37	NA	NA	NA	412.43	332.59 - 330.59 (110.21 - 112.21)	*
4Q11	442.80	10/6/2011	NE	30.67	NA	NA	NA	412.13		*
1Q12	442.80	1/3/2012	NE	31.77	NA	NA	NA	411.03		*
2Q12	442.80	4/2/2012	NE	32.68	NA	NA	NA	410.12		*
3Q12	442.80	7/2/2012	NE	33.52	NA	NA	NA	409.28		*
4Q12	442.80	10/1/2012	NE	35.56	NA	NA	NA	407.24		*
1Q13	442.80	1/3/2013	NE	37.20	NA	NA	NA	405.60		*
P-11U										
2Q10	443.09	4/1/2010	NE	35.20	NA	NA	NA	407.89		*
3Q10	443.09	7/1/2010	NE	33.83	NA	NA	NA	409.26		*
4Q10	443.09	10/1/2010	NE	32.45	NA	NA	NA	410.64		*
1Q11	443.09	1/1/2011	NE	32.21	NA	NA	NA	410.88		*
2Q11	443.09	4/1/2011	NE	31.92	NA	NA	NA	411.17		*
3Q11	443.09	7/5/2011	NE	29.95	NA	NA	NA	413.14		*
	443.09	9/19/2011	NE	31.03	NA	NA	NA	412.06	343.17 - 341.17 (99.92 - 101.92)	*
4Q11	443.09	10/6/2011	NE	31.12	NA	NA	NA	411.97		*
1Q12	443.09	1/3/2012	NE	32.35	NA	NA	NA	410.74		*
2Q12	443.09	4/2/2012	NE	33.34	NA	NA	NA	409.75		*
3Q12	443.09	7/2/2012	NE	34.15	NA	NA	NA	408.94		*
4Q12	443.09	10/1/2012	NE	36.19	NA	NA	NA	406.90		*
1Q13	443.09	1/3/2013	NE	37.80	NA	NA	NA	405.29		*
P-14										
2Q10	442.65	4/1/2010	NE	30.20	NA	NA	NA	412.45		*
3Q10	442.65	7/1/2010	NE	29.56	NA	NA	NA	413.09		*
4Q10	442.65	10/1/2010	NE	27.94	NA	NA	NA	414.71		*
1Q11	442.65	1/1/2011	NE	28.57	NA	NA	NA	414.08		*
2Q11	442.65	4/1/2011	NE	27.38	NA	NA	NA	415.27		*
3Q11	442.65	7/5/2011	NE	25.57	NA	NA	NA	417.08		*
	442.65	9/19/2011	NE	27.77	NA	NA	NA	414.88	395.32 - 385.32 (47.33 - 57.33)	*
4Q11	442.65	10/6/2011	NE	28.20	NA	NA	NA	414.45		*
1Q12	442.65	1/3/2012	NE	28.98	NA	NA	NA	413.67		*
2Q12	442.65	4/2/2012	NE	29.42	NA	NA	NA	413.23		*
3Q12	442.65	7/2/2012	NE	30.55	NA	NA	NA	412.10		*
4Q12	442.65	10/1/2012	NE	32.39	NA	NA	NA	410.26		*
1Q13	442.65	1/3/2013	NE	34.01	NA	NA	NA	408.64		*

TABLE 1
CUMULATIVE GROUNDWATER MONITORING WELL GAUGING RESULTS

WELL ID	TOP OF CASING (elev.[1])	DATE GAUGED	DEPTH TO PRODUCT (ft btoc)	DEPTH TO WATER (ft btoc)	WATER-PRODUCT INTERFACE (elev.[1])	PRODUCT (elev.[1])	PRODUCT THICKNESS (ft)	CORRECTED WATER LEVEL[2] (elev.[1])	SCREENED INTERVAL (elev.[1]) (ft btoc)	COMMENTS
P-15										
2Q10	443.35	4/1/2010	NE	32.80	NA	NA	NA	410.55	397.90 - 387.90 (45.45 - 55.45)	*
3Q10	443.35	7/1/2010	NE	31.68	NA	NA	NA	411.67		*
4Q10	443.35	10/1/2010	NE	30.43	NA	NA	NA	412.92		*
1Q11	443.35	1/1/2011	NE	30.55	NA	NA	NA	412.80		*
2Q11	443.35	4/1/2011	NE	29.80	NA	NA	NA	413.55		*
3Q11	443.35	7/5/2011	NE	27.75	NA	NA	NA	415.60		*
	443.35	9/19/2011	NE	29.45	NA	NA	NA	413.90		*
4Q11	443.35	10/6/2011	NE	29.93	NA	NA	NA	413.42		*
1Q12	443.35	1/3/2012	31.05	31.06	412.29	412.30	0.01	412.30		*
2Q12	443.35	4/2/2012	NE	31.55	NA	NA	NA	411.80		*
3Q12	443.35	7/2/2012	NE	32.40	NA	NA	NA	410.95		*
4Q12	443.35	10/1/2012	NE	34.35	NA	NA	NA	409.00		*
1Q13	443.35	1/3/2013	NE	35.81	NA	NA	NA	407.54		*
P-16										
2Q10	442.31	4/1/2010	NE	31.43	NA	NA	NA	410.88	396.57 - 386.57 (45.74 - 55.74)	*
3Q10	442.31	7/1/2010	NE	30.32	NA	NA	NA	411.99		*
4Q10	442.31	10/1/2010	NE	29.21	NA	NA	NA	413.10		*
1Q11	442.31	1/1/2011	NE	29.40	NA	NA	NA	412.91		*
2Q11	442.31	4/1/2011	NE	28.54	NA	NA	NA	413.77		*
3Q11	442.31	7/5/2011	NE	26.34	NA	NA	NA	415.97		*
	442.31	9/19/2011	NE	28.26	NA	NA	NA	414.05		*
4Q11	442.31	10/6/2011	NE	28.77	NA	NA	NA	413.54		*
1Q12	442.31	1/3/2012	NE	30.00	NA	NA	NA	412.31		*
3Q12	442.31	7/6/2012	NE	31.16	NA	NA	NA	411.15		*
4Q12	442.31	10/4/2012	NE	33.35	NA	NA	NA	408.96		*
1Q13	442.31	1/3/2013	NE	34.80	NA	NA	NA	407.51		*
P-43										
2Q10	444.07	4/1/2010	NE	36.02	NA	NA	NA	408.05	380.51 - 370.51 (63.56 - 73.56)	*
3Q10	444.07	7/1/2010	NE	34.68	NA	NA	NA	409.39		*
4Q10	444.07	10/1/2010	NE	33.29	NA	NA	NA	410.78		*
1Q11	444.07	1/1/2011	NE	33.09	NA	NA	NA	410.98		*
2Q11	444.07	4/1/2011	NE	32.75	NA	NA	NA	411.32		*
3Q11	444.07	7/5/2011	NE	30.78	NA	NA	NA	413.29		*
	444.07	9/19/2011	NE	31.87	NA	NA	NA	412.20		*
4Q11	444.07	10/6/2011	NE	32.18	NA	NA	NA	411.89		*
1Q12	444.07	1/3/2012	NE	33.24	NA	NA	NA	410.83		*
2Q12	444.07	4/2/2012	NE	34.17	NA	NA	NA	409.90		*
3Q12	444.07	7/2/2012	NE	34.95	NA	NA	NA	409.12		*
4Q12	444.07	10/1/2012	NE	36.80	NA	NA	NA	407.27		*
1Q13	444.07	1/3/2013	NE	38.21	NA	NA	NA	405.86		*
P-53										
2Q10	446.23	4/1/2010	NE	42.17	NA	NA	NA	404.06	407.73 - 382.73 (38.50 - 63.50)	
3Q10	446.23	7/1/2010	NE	40.83	NA	NA	NA	405.40		
4Q10	446.23	10/1/2010	NE	39.33	NA	NA	NA	406.90		
1Q11	446.23	1/13/2011	NE	39.46	NA	NA	NA	406.77		
2Q11	446.23	4/1/2011	NE	39.99	NA	NA	NA	406.24		
3Q11	446.23	7/5/2011	NE	38.28	NA	NA	NA	407.95		*
	446.23	9/19/2011	NE	37.39	NA	NA	NA	408.84		*
4Q11	446.23	10/5/2011	NE	37.58	NA	NA	NA	408.65		*
1Q12	446.23	1/3/2012	NE	38.73	NA	NA	NA	407.50		
2Q12	446.23	4/2/2012	NE	NM	NA	NA	NA	NA		
3Q12	446.23	7/2/2012	NE	40.46	NA	NA	NA	405.77		
4Q12	446.23	10/1/2012	NE	41.88	NA	NA	NA	404.35		
1Q13	446.23	1/2/2013	NE	43.06	NA	NA	NA	403.17		
P-54										
2Q10	442.18	4/1/2010	NE	38.53	NA	NA	NA	403.65	404.18 - 379.18 (38.00 - 63.00)	
3Q10	442.18	7/1/2010	NE	37.33	NA	NA	NA	404.85		*
4Q10	442.18	11/12/2010	NE	36.43	NA	NA	NA	405.75		*
1Q11	442.18	1/13/2011	NE	37.24	NA	NA	NA	404.94		*
2Q11	442.18	4/25/2011	NE	38.00	NA	NA	NA	404.18		
3Q11	442.18	7/5/2011	NE	35.38	NA	NA	NA	406.80		*
	442.18	9/19/2011	NE	34.78	NA	NA	NA	407.40		*
4Q11	442.18	10/5/2011	NE	35.01	NA	NA	NA	407.17		*
1Q12	442.18	1/3/2012	NE	37.17	NA	NA	NA	405.01		*
2Q12	442.18	4/2/2012	NE	38.48	NA	NA	NA	403.70		
3Q12	442.18	7/2/2012	NE	38.73	NA	NA	NA	403.45		
4Q12	442.18	10/1/2012	NE	40.44	NA	NA	NA	401.74		
1Q13	442.18	1/3/2013	NE	41.62	NA	NA	NA	400.56		
P-55										
2Q10	445.95	4/1/2010	NE	42.69	NA	NA	NA	403.26	406.13 - 381.13 (39.82 - 64.82)	
3Q10	445.95	7/1/2010	NE	41.81	NA	NA	NA	404.14		
4Q10	445.95	11/12/2010	NE	40.50	NA	NA	NA	405.45		
1Q11	445.95	1/13/2011	NE	40.56	NA	NA	NA	405.39		
2Q11	445.95	4/25/2011	41.52	41.54	404.41	404.43	0.02	404.43		
3Q11	445.95	7/5/2011	39.41	39.42	406.53	406.54	0.01	406.54		*
	445.95	9/19/2011	NE	38.57	NA	NA	NA	407.38		*
4Q11	445.95	10/6/2011	NE	38.61	NA	NA	NA	407.34		*
1Q12	445.95	1/4/2012	NE	40.71	NA	NA	NA	405.24		
2Q12	445.95	4/2/2012	NE	42.04	NA	NA	NA	403.91		
3Q12	445.95	7/2/2012	NE	42.33	NA	NA	NA	403.62		
4Q12	445.95	10/1/2012	NE	44.17	NA	NA	NA	401.78		
1Q13	443.78	1/8/2013	NE	45.24	NA	NA	NA	400.71	403.35 - 393.35 (40.43 - 50.43)	Replaced P-55 during 4Q12

TABLE 1
CUMULATIVE GROUNDWATER MONITORING WELL GAUGING RESULTS

WELL ID	TOP OF CASING (elev.[1])	DATE GAUGED	DEPTH TO PRODUCT (ft btoc)	DEPTH TO WATER (ft btoc)	WATER-PRODUCT INTERFACE (elev.[1])	PRODUCT (elev.[1])	PRODUCT THICKNESS (ft)	CORRECTED WATER LEVEL[2] (elev.[1])	SCREENED INTERVAL (elev.[1]) (ft btoc)	COMMENTS
P-56										
2Q10	446.02	4/1/2010	NE	42.71	NA	NA	NA	403.31	405.20 - 380.20 (40.82 - 65.82)	
3Q10	446.02	7/1/2010	NE	41.99	NA	NA	NA	404.03		
4Q10	446.02	11/11/2010	NE	40.94	NA	NA	NA	405.08		
1Q11	446.02	1/13/2011	NE	41.03	NA	NA	NA	404.99		
2Q11	446.02	4/25/2011	NE	42.16	NA	NA	NA	403.86		
3Q11	446.02	7/5/2011	NE	39.63	NA	NA	NA	406.39		*
	446.02	9/19/2011	NE	38.88	NA	NA	NA	407.14		*
4Q11	446.02	10/6/2011	NE	39.10	NA	NA	NA	406.92		*
1Q12	446.02	1/4/2012	NE	41.51	NA	NA	NA	404.51		
2Q12	446.02	4/3/2012	NE	42.88	NA	NA	NA	403.14		
3Q12	446.02	7/5/2012	NE	43.01	NA	NA	NA	403.01		
4Q12	446.02	10/2/2012	NE	44.76	NA	NA	NA	401.26		
1Q13	446.02	1/4/2013	NE	45.65	NA	NA	NA	400.37		
P-57										
2Q10	446.53	4/1/2010	NE	42.73	NA	NA	NA	403.80	406.07 - 381.07 (40.46 - 65.46)	
3Q10	446.53	7/1/2010	NE	41.60	NA	NA	NA	404.93		
4Q10	446.53	11/12/2010	NE	40.64	NA	NA	NA	405.89		
1Q11	446.53	1/13/2011	NE	41.04	NA	NA	NA	405.49		
2Q11	446.53	4/25/2011	NE	41.88	NA	NA	NA	404.65		
3Q11	446.53	7/5/2011	NE	39.48	NA	NA	NA	407.05		*
	446.53	9/19/2011	NE	39.92	NA	NA	NA	406.61		*
4Q11	446.53	10/6/2011	NE	39.20	NA	NA	NA	407.33		*
1Q12	446.53	2/13/2012	NE	42.13	NA	NA	NA	404.40		
2Q12	446.53	4/4/2012	NE	42.61	NA	NA	NA	403.92		
3Q12	446.53	7/5/2012	NE	43.00	NA	NA	NA	403.53		
4Q12	446.53	10/1/2012	NE	44.78	NA	NA	NA	401.75		
1Q13	446.53	1/4/2013	NE	45.82	NA	NA	NA	400.71		
P-58										
2Q10	444.92	4/1/2010	NE	40.76	NA	NA	NA	404.16	404.70 - 379.70 (40.21 - 65.21)	Oily film observed on probe but no product response observed from probe or product paste.
3Q10	444.92	7/1/2010	39.42	39.46	405.46	405.50	0.04	405.49		*Product confirmed on interface probe.
4Q10	444.92	11/12/2010	NE	38.51	NA	NA	NA	406.41		*
1Q11	444.92	1/13/2011	NE	39.10	NA	NA	NA	405.82		*No tone; produt paste turned
2Q11	444.92	4/25/2011	NE	39.78	NA	NA	NA	405.14		*No tone; produt paste turned
3Q11	444.92	7/5/2011	NE	37.42	NA	NA	NA	407.50		*
	444.92	9/19/2011	NE	37.02	NA	NA	NA	407.90		*
4Q11	444.92	10/6/2011	NE	37.31	NA	NA	NA	407.61		*
1Q12	444.92	1/4/2012	NE	39.41	NA	NA	NA	405.51		*
2Q12	444.92	4/3/2012	NE	40.81	NA	NA	NA	404.11		
3Q12	444.92	7/5/2012	NE	41.04	NA	NA	NA	403.88		
4Q12	444.92	10/2/2012	NE	42.90	NA	NA	NA	402.02		
1Q13	444.92	1/4/2013	NE	43.80	NA	NA	NA	401.12		
P-59										
2Q10	446.78	4/1/2010	NE	43.59	NA	NA	NA	403.19	398.87 - 373.87 (47.91 - 72.91)	*Oily film observed on probe but no product response observed from probe or product paste.
3Q10	446.78	7/1/2010	43.21	43.23	403.55	403.57	0.02	403.57		*Product confirmed on interface probe.
4Q10	446.78	11/12/2010	NE	42.13	NA	NA	NA	404.65		*
1Q11	446.78	1/13/2011	NE	42.16	NA	NA	NA	404.62		*No tone; product paste turned
2Q11	446.78	4/25/2011	43.25	43.26	403.52	403.53	0.01	403.53		*No tone; product paste turned
3Q11	446.78	7/5/2011	NE	41.44	NA	NA	NA	405.34		*
	446.78	9/19/2011	NE	40.56	NA	NA	NA	406.22		*
4Q11	446.78	10/6/2011	NE	40.77	NA	NA	NA	406.01		*
1Q12	446.78	1/4/2012	NE	42.61	NA	NA	NA	404.17		*
2Q12	446.78	4/4/2012	NE	43.82	NA	NA	NA	402.96		*
3Q12	446.78	7/5/2012	NE	44.00	NA	NA	NA	402.78		*
4Q12	446.78	10/2/2012	NE	45.83	NA	NA	NA	400.95		*
1Q13	446.78	1/4/2013	NE	46.54	NA	NA	NA	400.24		*
P-60										
2Q10	446.57	4/1/2010	43.45	43.73	402.84	403.12	0.28	403.07	403.12 - 383.12 (43.45 - 63.45)	Product confirmed on interface probe.
3Q10	446.57	7/1/2010	42.61	43.18	403.39	403.96	0.57	403.85		*Product confirmed on interface probe.
4Q10	446.57	11/11/2010	41.40	41.44	405.13	405.17	0.04	405.16		*
1Q11	446.57	1/14/2011	41.68	41.72	404.85	404.89	0.04	404.88		*
2Q11	446.57	4/25/2011	42.72	43.18	403.39	403.85	0.46	403.76		*
3Q11	446.57	7/5/2011	40.41	40.77	405.80	406.16	0.36	406.09		*
	446.57	9/19/2011	39.54	39.89	406.68	407.03	0.35	406.96		*
4Q11	446.57	10/6/2011	39.72	40.06	406.51	406.85	0.34	406.79		*
1Q12	446.57	1/4/2012	NE	41.98	NA	NA	NA	404.59		*
2Q12	446.57	4/3/2012	43.46	43.48	403.09	403.11	0.02	403.11		
3Q12	446.57	7/5/2012	43.51	43.55	403.02	403.06	0.04	403.05		
4Q12	446.57	10/2/2012	45.33	45.44	401.13	401.24	0.11	401.22		
1Q13	446.57	1/4/2013	NE	46.19	NA	NA	NA	400.38		
P-60-11										
4Q10	443.39	11/11/2010	NE	40.91	NA	NA	NA	402.48	Unknown	
1Q11	443.39	1/14/2011	NE	41.14	NA	NA	NA	402.25		
2Q11	443.39	4/25/2011	NE	42.22	NA	NA	NA	401.17		
3Q11	446.18	7/5/2011	NE	39.97	NA	NA	NA	406.21	413.03 - 383.03 (33.15 - 63.15)	
	446.18	9/19/2011	NE	39.07	NA	NA	NA	407.11		
4Q11	446.18	10/6/2011	NE	39.25	NA	NA	NA	406.93		
1Q12	446.18	1/4/2012	NE	41.22	NA	NA	NA	404.96		
2Q12	446.18	4/3/2012	NE	42.65	NA	NA	NA	403.53		
3Q12	446.18	7/5/2012	NE	42.64	NA	NA	NA	403.54		
4Q12	446.18	10/2/2012	44.32	44.41	401.77	401.86	0.09	401.84		
1Q13	446.18	1/4/2013	NE	45.06	NA	NA	NA	401.12		

TABLE 1
CUMULATIVE GROUNDWATER MONITORING WELL GAUGING RESULTS

WELL ID	TOP OF CASING (elev.[1])	DATE GAUGED	DEPTH TO PRODUCT (ft btoc)	DEPTH TO WATER (ft btoc)	WATER-PRODUCT INTERFACE (elev.[1])	PRODUCT (elev.[1])	PRODUCT THICKNESS (ft)	CORRECTED WATER LEVEL[2] (elev.[1])	SCREENED INTERVAL (elev.[1]) (ft btoc)	COMMENTS
P-60-12										
4Q10	443.31	11/11/2010	NE	38.19	NA	NA	NA	405.12	383.31 - 373.31 (60.00 - 70.00)	*
1Q11	443.31	1/14/2011	NE	38.51	NA	NA	NA	404.80		*
2Q11	443.31	4/25/2011	NE	39.63	NA	NA	NA	403.68		*
3Q11	443.31	7/5/2011	NE	37.27	NA	NA	NA	406.04		*
	443.31	9/19/2011	NE	36.41	NA	NA	NA	406.90		*
4Q11	443.31	10/6/2011	NE	36.53	NA	NA	NA	406.78		*
1Q12	443.31	1/4/2012	NE	38.76	NA	NA	NA	404.55		*
2Q12	443.31	4/3/2012	NE	40.25	NA	NA	NA	403.06		*
3Q12	443.31	7/5/2012	NE	40.23	NA	NA	NA	403.08		*
4Q12	443.31	10/2/2012	NE	44.15	NA	NA	NA	399.16		*
1Q13	443.31	1/4/2013	NE	42.97	NA	NA	NA	400.34		*
P-60-12S	***(PERCHED WELL)***									
4Q10	443.33	11/11/2010	NE	23.36	NA	NA	NA	419.97	429.49 - 419.49 (13.84 - 23.84)	
1Q11	443.33	1/14/2011	NE	NE	NA	NA	NA	NA		
2Q11	443.33	4/25/2011	NE	21.84	NA	NA	NA	421.49		
3Q11	443.33	7/5/2011	21.10	21.11	422.22	422.23	0.01	422.23		
4Q11	443.33	10/6/2011	NE	23.36	NA	NA	NA	419.97		
1Q12	443.33	1/4/2012	NE	22.81	NA	NA	NA	420.52		
2Q12	443.33	4/3/2012	NE	20.21	NA	NA	NA	423.12		
3Q12	443.33	7/5/2012	NE	19.48	NA	NA	NA	423.85		
4Q12	443.33	10/2/2012	NE	19.04	NA	NA	NA	424.29		
1Q13	443.33	1/4/2013	NE	19.35	NA	NA	NA	423.98		
P-60-13										
4Q10	442.43	11/11/2010	37.50	37.87	404.56	404.93	0.37	404.86	402.43 - 382.43 (40.00 - 60.00)	*
1Q11	442.43	1/14/2011	37.73	37.74	404.69	404.70	0.01	404.70		*
2Q11	442.43	4/25/2011	38.80	39.10	403.33	403.63	0.30	403.57		*
3Q11	442.43	7/5/2011	36.85	36.99	405.44	405.58	0.14	405.55		*
	442.43	9/19/2011	NE	35.72	NA	NA	NA	406.71		*
4Q11	442.43	10/6/2011	NE	35.86	NA	NA	NA	406.57		*
1Q12	442.43	1/4/2012	NE	37.82	NA	NA	NA	404.61		*
2Q12	442.43	4/3/2012	NE	39.21	NA	NA	NA	403.22		*
3Q12	442.43	7/5/2012	NE	39.37	NA	NA	NA	403.06		*
4Q12	442.43	10/2/2012	NE	40.61	NA	NA	NA	401.82		
1Q13	442.43	1/4/2013	NE	41.55	NA	NA	NA	400.88		
P-60-13S	***(PERCHED WELL)***									
4Q10	442.39	11/11/2010	NE	13.36	NA	NA	NA	429.03	432.39 - 422.39 (10.00 - 20.00)	
1Q11	442.39	1/14/2011	NE	NE	NA	NA	NA	NA		
2Q11	442.39	4/25/2011	NE	17.45	NA	NA	NA	424.94		
3Q11	442.39	7/5/2011	NE	17.08	NA	NA	NA	425.31		
4Q11	442.39	10/6/2011	NE	18.44	NA	NA	NA	423.95		
1Q12	442.39	1/4/2012	NE	17.66	NA	NA	NA	424.73		
2Q12	442.39	4/3/2012	NE	17.58	NA	NA	NA	424.81		
3Q12	442.39	7/5/2012	NE	17.87	NA	NA	NA	424.52		
4Q12	442.39	10/2/2012	NE	17.97	NA	NA	NA	424.42		
1Q13	442.39	1/4/2013	NE	NE	NA	NA	NA	NA		Well dry
P-60-S										
3Q11	446.98	7/5/2011	NE	40.81	NA	NA	NA	406.17	410.50 - 395.50 (36.48 - 51.48)	
		9/19/2011	39.40	39.61	407.37	407.58	0.21	407.54		
1Q12	446.98	1/4/2012	41.39	41.90	405.08	405.59	0.51	405.49		
2Q12	446.98	4/3/2012	42.85	43.28	403.70	404.13	0.43	404.04		
3Q12	446.98	7/5/2012	43.12	43.26	403.72	403.86	0.14	403.83		
4Q12	446.98	10/4/2012	43.94	45.84	401.14	403.04	1.90	402.66		
1Q13	446.98	1/4/2013	45.34	45.95	401.03	401.64	0.61	401.52		
P-61										
2Q10	444.27	4/1/2010	41.97	42.09	402.18	402.30	0.12	402.27	398.59 - 373.59 (45.68 - 70.68)	*Product confirmed on interface probe.
3Q10	444.27	7/1/2010	41.04	41.18	403.09	403.23	0.14	403.20		*Product confirmed on interface probe.
4Q10	444.27	11/11/2010	39.91	40.03	404.24	404.36	0.12	404.33		*
1Q11	444.27	1/13/2011	38.81	38.94	405.33	405.46	0.13	405.43		*
2Q11	444.27	4/25/2011	NE	40.93	NA	NA	NA	403.34		*
3Q11	444.27	7/5/2011	37.58	37.59	406.68	406.69	0.01	406.69		*
	444.27	9/19/2011	NE	37.36	NA	NA	NA	406.91		*
4Q11	444.27	10/6/2011	NE	37.63	NA	NA	NA	406.64		*
1Q12	444.27	1/3/2012	NE	40.34	NA	NA	NA	403.93		*
2Q12	444.27	4/3/2012	NE	41.50	NA	NA	NA	402.77		*
3Q12	444.27	7/3/2012	NE	41.53	NA	NA	NA	402.74		*
4Q12	444.27	10/2/2012	NE	43.36	NA	NA	NA	400.91		*
1Q13	444.27	1/4/2013	43.82	45.95	398.32	400.45	2.13	400.02		*
P-62										
2Q10	442.32	4/1/2010	39.56	40.90	401.42	402.76	1.34	402.50	400.85 - 375.85 (41.47 - 66.47)	*Product confirmed on interface probe.
3Q10	442.32	7/1/2010	38.51	39.96	402.36	403.81	1.45	403.52		*Product confirmed on interface probe.
4Q10	442.32	11/11/2010	37.14	38.57	403.75	405.18	1.43	404.90		*
1Q11	442.32	1/13/2011	36.39	37.81	404.51	405.93	1.42	405.65		*
2Q11	442.32	4/25/2011	NE	38.18	NA	NA	NA	404.14		*
3Q11	442.32	7/5/2011	35.62	35.63	406.69	406.70	0.01	406.70		*
	442.32	9/19/2011	35.39	35.41	406.91	406.93	0.02	406.93		*
4Q11	442.32	10/6/2011	NE	35.64	NA	NA	NA	406.68		*
1Q12	442.32	1/3/2012	37.68	37.71	404.61	404.64	0.03	404.64		*
2Q12	442.32	4/3/2012	NE	30.94	NA	NA	NA	411.38		*Result is suspect
3Q12	442.32	7/3/2012	39.13	39.15	403.17	403.19	0.02	403.19		*
4Q12	442.32	10/1/2012	40.61	42.35	399.97	401.71	1.74	401.37		*
1Q13	442.32	1/8/2013	NE	30.39	NA	NA	NA	411.93		*Result is suspect

TABLE 1
CUMULATIVE GROUNDWATER MONITORING WELL GAUGING RESULTS

WELL ID	TOP OF CASING (elev.[1])	DATE GAUGED	DEPTH TO PRODUCT (ft btoc)	DEPTH TO WATER (ft btoc)	WATER-PRODUCT INTERFACE (elev.[1])	PRODUCT (elev.[1])	PRODUCT THICKNESS (ft)	CORRECTED WATER LEVEL[2] (elev.[1])	SCREENED INTERVAL (elev.[1]) (ft btoc)	COMMENTS
P-63										
2Q10	445.75	4/1/2010	43.53	43.72	402.03	402.22	0.19	402.18	398.46 - 373.46 (47.29 - 72.29)	*Product confirmed on interface probe.
3Q10	445.75	7/1/2010	42.32	42.52	403.23	403.43	0.20	403.39		*Product confirmed on interface probe.
4Q10	445.75	10/1/2010	40.58	40.79	404.96	405.17	0.21	405.13		*Product confirmed on interface probe.
1Q11	445.75	1/13/2011	39.48	39.68	406.07	406.27	0.20	406.23		*
2Q11	445.75	4/1/2011	NE	41.11	NA	NA	NA	404.64		*
3Q11	445.75	7/5/2011	NE	38.56	NA	NA	NA	407.19		*
	445.75	9/19/2011	NE	39.12	NA	NA	NA	406.63		*
4Q11	445.75	10/6/2011	NE	39.20	NA	NA	NA	406.55		*
1Q12	445.75	1/3/2012	NE	40.65	NA	NA	NA	405.10		*
2Q12	445.75	4/3/2012	NE	42.09	NA	NA	NA	403.66		*
3Q12	445.75	7/3/2012	NE	42.94	NA	NA	NA	402.81		*
4Q12	445.75	10/1/2012	NE	44.55	NA	NA	NA	401.20		*
1Q13	445.75	1/4/2013	NE	46.03	NA	NA	NA	399.72		*
P-64										
2Q10	446.52	4/1/2010	44.61	44.70	401.82	401.91	0.09	401.89	399.29 - 374.29 (47.23 - 72.23)	*Product confirmed on interface probe.
3Q10	446.52	7/1/2010	43.46	43.61	402.91	403.06	0.15	403.03		*Product confirmed on interface probe.
4Q10	446.52	10/1/2010	41.45	41.56	404.96	405.07	0.11	405.05		*Product confirmed on interface probe.
1Q11	446.52	1/13/2011	40.14	40.46	406.06	406.38	0.32	406.32		*
2Q11	446.52	4/1/2011	41.77	41.86	404.66	404.75	0.09	404.73		*
3Q11	446.52	7/5/2011	39.25	39.42	407.10	407.27	0.17	407.24		*
	446.52	9/19/2011	40.10	41.10	405.42	406.42	1.00	406.22		*
4Q11	446.52	10/6/2011	40.35	40.53	405.99	406.17	0.18	406.13		*
1Q12	446.52	1/3/2012	41.68	41.75	404.77	404.84	0.07	404.83		*
2Q12	446.52	4/3/2012	43.18	43.19	403.33	403.34	0.01	403.34		*
3Q12	446.52	7/3/2012	44.40	44.41	402.11	402.12	0.01	402.12		*
4Q12	446.52	10/1/2012	45.62	45.68	400.84	400.90	0.06	400.89		*
1Q13	446.52	1/4/2013	NE	47.84	NA	NA	NA	398.68		
P-65										
2Q10	444.53	4/1/2010	41.33	41.34	403.19	403.20	0.01	403.20	396.91 - 371.91 (47.62 - 72.62)	*Product confirmed on interface probe.
3Q10	444.53	7/1/2010	44.34	44.35	400.18	400.19	0.01	400.19		*Product confirmed on interface probe.
4Q10	444.53	10/1/2010	38.61	38.63	405.90	405.92	0.02	405.92		*Product confirmed on interface probe.
1Q11	444.53	1/13/2011	37.73	37.74	406.79	406.80	0.01	406.80		*
2Q11	444.53	4/1/2011	NE	39.20	NA	NA	NA	405.33		*
3Q11	444.53	7/5/2011	NE	36.87	NA	NA	NA	407.66		*
	444.53	9/19/2011	NE	37.54	NA	NA	NA	406.99		*
4Q11	444.53	10/6/2011	NE	37.67	NA	NA	NA	406.86		*
1Q12	444.53	1/3/2012	NE	39.15	NA	NA	NA	405.38		*
2Q12	444.53	4/3/2012	NE	40.76	NA	NA	NA	403.77		*
3Q12	444.53	7/3/2012	NE	41.76	NA	NA	NA	402.77		*
4Q12	444.53	10/1/2012	NE	43.00	NA	NA	NA	401.53		*
1Q13	444.53	1/4/2013	NE	44.61	NA	NA	NA	399.92		*
P-66										
2Q10	436.70	4/1/2010	NE	32.30	NA	NA	NA	404.40	401.98 - 376.98 (34.72 - 59.72)	*
3Q10	436.70	7/1/2010	30.81	30.83	405.87	405.89	0.02	405.89		*Product confirmed on interface probe.
4Q10	436.70	11/12/2010	NE	30.02	NA	NA	NA	406.68		*
1Q11	436.70	1/13/2011	NE	30.70	NA	NA	NA	406.00		*
2Q11	436.70	4/25/2011	NE	31.26	NA	NA	NA	405.44		*
3Q11	436.70	7/5/2011	NE	28.87	NA	NA	NA	407.83		*
	436.70	9/19/2011	NE	28.64	NA	NA	NA	408.06		*
4Q11	436.70	10/5/2011	NE	28.92	NA	NA	NA	407.78		*
1Q12	436.70	1/3/2012	NM	NM	NA	NA	NA	NA		Restricted Area
2Q12	436.70	4/2/2012	NM	NM	NA	NA	NA	NA		Restricted Area
3Q12	436.70	7/5/2012	32.60	32.61	404.09	404.10	0.01	404.10		*
4Q12	436.70	10/2/2012	NE	34.55	NA	NA	NA	402.15		*
1Q13	436.70	1/2/2013	NE	35.40	NA	NA	NA	401.30		
P-67										
2Q10	444.13	4/1/2010	38.78	38.80	405.33	405.35	0.02	405.35	402.16 - 377.16 (41.98 - 66.98)	*Product confirmed on interface probe.
3Q10	444.13	7/1/2010	37.27	37.46	406.67	406.86	0.19	406.82		*Product confirmed on interface probe.
4Q10	444.13	10/1/2010	36.27	36.31	407.82	407.86	0.04	407.85		*Product confirmed on interface probe.
1Q11	444.13	1/13/2011	36.75	36.78	407.35	407.38	0.03	407.37		*
2Q11	444.13	4/1/2011	NE	37.24	NA	NA	NA	406.89		*
3Q11	444.13	7/5/2011	NE	35.17	NA	NA	NA	408.96		*
	444.13	9/19/2011	NE	35.16	NA	NA	NA	408.97		*
4Q11	444.13	10/5/2011	NE	35.38	NA	NA	NA	408.75		*
1Q12	444.13	1/4/2012	NE	37.08	NA	NA	NA	407.05		*
2Q12	444.13	4/3/2012	NE	38.50	NA	NA	NA	405.63		*
3Q12	444.13	7/2/2012	NE	38.90	NA	NA	NA	405.23		*
4Q12	444.13	10/2/2012	NE	40.81	NA	NA	NA	403.32		*
1Q13	444.13	1/2/2013	NE	41.69	NA	NA	NA	402.44		*

SEE LAST PAGE OF TABLE FOR NOTES

TABLE 1
CUMULATIVE GROUNDWATER MONITORING WELL GAUGING RESULTS

WELL ID	TOP OF CASING (elev.[1])	DATE GAUGED	DEPTH TO PRODUCT (ft btoc)	DEPTH TO WATER (ft btoc)	WATER-PRODUCT INTERFACE (elev.[1])	PRODUCT (elev.[1])	PRODUCT THICKNESS (ft)	CORRECTED WATER LEVEL[2] (elev.[1])	SCREENED INTERVAL (elev.[1]) (ft btoc)	COMMENTS
P-68										
2Q10	445.07	4/1/2010	40.94	48.15	396.92	404.13	7.21	402.69	399.81 - 374.81 (45.26 - 70.26)	*Product confirmed on interface probe.
3Q10	445.07	7/1/2010	40.50	44.65	400.42	404.57	4.15	403.74		*Product confirmed on interface probe.
4Q10	445.07	11/12/2010	39.32	43.42	401.65	405.75	4.10	404.93		*
1Q11	445.07	1/13/2011	39.15	43.18	401.89	405.92	4.03	405.12		*
2Q11	445.07	4/25/2011	41.42	41.51	403.56	403.65	0.09	403.63		*
3Q11	445.07	7/5/2011	39.06	39.13	405.94	406.01	0.07	406.00		*
	445.07	9/19/2011	39.01	39.03	406.04	406.06	0.02	406.06		*
4Q11	445.07	10/6/2011	38.53	38.58	406.49	406.54	0.05	406.53		*
1Q12	445.07	1/4/2012	40.53	40.61	404.46	404.54	0.08	404.52		*
2Q12	445.07	4/3/2012	NE	42.08	NA	NA	NA	402.99		*
3Q12	445.07	7/5/2012	42.08	42.12	402.95	402.99	0.04	402.98		*
4Q12	445.07	10/2/2012	43.85	44.04	401.03	401.22	0.19	401.18		*
1Q13	445.07	1/7/2013	44.55	44.95	400.12	400.52	0.40	400.44		*
P-69										
2Q10	443.18	4/1/2010	40.39	40.42	402.76	402.79	0.03	402.79	402.36 - 377.36 (40.82 - 65.82)	*Product confirmed on interface probe.
3Q10	443.18	7/1/2010	NE	40.14	NA	NA	NA	403.04		*
4Q10	443.18	11/11/2010	38.99	39.02	404.16	404.19	0.03	404.19		*
1Q11	443.18	1/13/2011	38.62	38.63	404.55	404.56	0.01	404.56		*
2Q11	443.18	4/25/2011	NE	39.98	NA	NA	NA	403.20		*
3Q11	443.18	7/5/2011	NE	37.41	NA	NA	NA	405.77		*
	443.18	9/19/2011	NE	36.62	NA	NA	NA	406.56		*
4Q11	443.18	10/6/2011	NE	36.77	NA	NA	NA	406.41		*
1Q12	443.18	1/4/2012	NE	39.18	NA	NA	NA	404.00		*
2Q12	443.18	4/3/2012	NE	40.59	NA	NA	NA	402.59		*
3Q12	443.18	7/5/2012	NE	40.61	NA	NA	NA	402.57		*
4Q12	443.18	10/2/2012	NE	42.46	NA	NA	NA	400.72		
1Q13	443.18	1/4/2013	NE	43.85	NA	NA	NA	399.33		
P-70										
2Q10	442.83	4/1/2010	40.21	40.67	402.16	402.62	0.46	402.53	398.16 - 373.16 (44.67 - 69.67)	*Product confirmed on interface probe.
3Q10	442.83	7/1/2010	39.42	39.86	402.97	403.41	0.44	403.32		*Product confirmed on interface probe.
4Q10	442.83	11/11/2010	38.20	38.69	404.14	404.63	0.49	404.53		*
1Q11	442.83	1/13/2011	37.48	37.90	404.93	405.35	0.42	405.27		*
2Q11	442.83	4/25/2011	39.20	39.22	403.61	403.63	0.02	403.62		*
3Q11	442.83	7/5/2011	36.42	36.43	406.40	406.41	0.01	406.41		*
	442.83	9/19/2011	NE	35.98	NA	NA	NA	406.85		*
4Q11	442.83	10/6/2011	NE	36.25	NA	NA	NA	406.58		*
1Q12	442.83	1/3/2012	NE	38.62	NA	NA	NA	404.21		*
2Q12	442.83	4/3/2012	NE	39.80	NA	NA	NA	403.03		*
3Q12	442.83	7/3/2012	NE	39.83	NA	NA	NA	403.00		*
4Q12	442.83	10/1/2012	NE	41.67	NA	NA	NA	401.16		*
1Q13	442.83	1/4/2013	NE	42.72	NA	NA	NA	400.11		*
P-71										
2Q10	444.83	4/1/2010	NE	41.31	NA	NA	NA	403.52	402.22 - 377.22 (42.61 - 67.61)	*
3Q10	444.83	7/1/2010	NE	40.20	NA	NA	NA	404.63		*
4Q10	444.83	11/11/2010	NE	38.92	NA	NA	NA	405.91		*
1Q11	444.83	1/13/2011	NE	38.32	NA	NA	NA	406.51		*
2Q11	444.83	4/25/2011	NE	39.52	NA	NA	NA	405.31		*
3Q11	444.83	7/5/2011	NE	37.91	NA	NA	NA	406.92		*
	444.83	9/19/2011	NE	37.71	NA	NA	NA	407.12		*
4Q11	444.83	10/6/2011	NE	47.31	NA	NA	NA	397.52		
1Q12	444.83	1/3/2012	NE	38.91	NA	NA	NA	405.92		*
2Q12	444.83	4/3/2012	NE	40.34	NA	NA	NA	404.49		*
3Q12	444.83	7/3/2012	NE	40.90	NA	NA	NA	403.93		*
4Q12	444.83	10/2/2012	42.69	42.75	402.08	402.14	0.06	402.13		
1Q13	444.83	1/4/2013	NE	43.83	NA	NA	NA	401.00		
P-72										
2Q10	444.43	4/1/2010	40.36	40.39	404.04	404.07	0.03	404.06	398.66 - 373.66 (45.77 - 70.77)	*Product confirmed on interface probe.
3Q10	444.43	7/1/2010	NM	NM	NA	NA	NA	NA		Tank yard flooded, unable to access.
4Q10	444.43	11/11/2010	38.01	38.06	406.37	406.42	0.05	406.41		*
1Q11	444.43	1/13/2011	37.65	37.66	406.77	406.78	0.01	406.78		*
2Q11	444.43	4/25/2011	38.78	38.80	405.63	405.65	0.02	405.65		*
3Q11	444.43	7/5/2011	37.02	37.03	407.40	407.41	0.01	407.41		*
	444.43	9/19/2011	NE	36.60	NA	NA	NA	407.83		*
4Q11	444.43	10/6/2011	NE	36.82	NA	NA	NA	407.61		*
1Q12	444.43	1/3/2012	NE	38.43	NA	NA	NA	406.00		*
2Q12	444.43	4/3/2012	NE	39.58	NA	NA	NA	404.85		*
3Q12	444.43	7/3/2012	NE	40.30	NA	NA	NA	404.13		*
4Q12	444.43	10/1/2012	NE	41.88	NA	NA	NA	402.55		*
1Q13	444.43	1/4/2013	NE	43.27	NA	NA	NA	401.16		*

TABLE 1
CUMULATIVE GROUNDWATER MONITORING WELL GAUGING RESULTS

WELL ID	TOP OF CASING (elev.[1])	DATE GAUGED	DEPTH TO PRODUCT (ft btoc)	DEPTH TO WATER (ft btoc)	WATER-PRODUCT INTERFACE (elev.[1])	PRODUCT (elev.[1])	PRODUCT THICKNESS (ft)	CORRECTED WATER LEVEL[2] (elev.[1])	SCREENED INTERVAL (elev.[1]) (ft btoc)	COMMENTS
P-73										
2Q10	443.76	4/1/2010	NE	40.15	NA	NA	NA	403.61	402.17 - 377.17 (41.60 - 66.60)	*
3Q10	443.76	7/1/2010	40.24	41.26	402.50	403.52	1.02	403.32		*Product confirmed on interface probe.
4Q10	443.76	11/11/2010	NE	38.10	NA	NA	NA	405.66		*
1Q11	443.76	1/13/2011	NE	38.10	NA	NA	NA	405.66		*
2Q11	443.76	4/25/2011	NE	39.13	NA	NA	NA	404.63		*
3Q11	443.76	7/5/2011	NE	36.88	NA	NA	NA	406.88		*
	443.76	9/19/2011	NE	36.38	NA	NA	NA	407.38		*
4Q11	443.76	10/6/2011	NE	36.68	NA	NA	NA	407.08		*
1Q12	443.76	1/4/2012	NE	38.68	NA	NA	NA	405.08		*
2Q12	443.76	4/3/2012	NE	40.03	NA	NA	NA	403.73		*
3Q12	443.76	7/5/2012	NE	40.28	NA	NA	NA	403.48		*
4Q12	443.76	10/2/2012	NE	42.02	NA	NA	NA	401.74		
1Q13	443.76	1/4/2013	NE	43.04	NA	NA	NA	400.72		
P-74										
2Q10	442.63	4/1/2010	NE	39.07	NA	NA	NA	403.56	398.20 - 373.20 (44.43 - 69.43)	*
3Q10	442.63	7/1/2010	NE	38.88	NA	NA	NA	403.75		*
4Q10	442.63	11/12/2010	NE	38.29	NA	NA	NA	404.34		*
1Q11	442.63	1/13/2011	NE	37.94	NA	NA	NA	404.69		*
2Q11	442.63	4/25/2011	NE	39.18	NA	NA	NA	403.45		*
3Q11	442.63	7/5/2011	NE	36.51	NA	NA	NA	406.12		*
	442.63	9/19/2011	NE	35.86	NA	NA	NA	406.77		*
4Q11	442.63	10/6/2011	NE	36.26	NA	NA	NA	406.37		*
1Q12	442.63	1/4/2012	NE	38.56	NA	NA	NA	404.07		*
2Q12	442.63	4/3/2012	NE	39.94	NA	NA	NA	402.69		*
3Q12	442.63	7/5/2012	NE	40.00	NA	NA	NA	402.63		*
4Q12	442.63	10/2/2012	NE	41.78	NA	NA	NA	400.85		*
1Q13	442.63	1/4/2013	NE	42.55	NA	NA	NA	400.08		*
P-75										
2Q10	446.32	4/1/2010	42.01	42.30	404.02	404.31	0.29	404.26	403.19 - 378.19 (43.13 - 68.13)	*Product confirmed on interface probe.
3Q10	446.32	7/1/2010	40.58	40.87	405.45	405.74	0.29	405.69		*Product confirmed on interface probe.
4Q10	446.32	11/11/2010	39.72	40.00	406.32	406.60	0.28	406.55		*
1Q11	446.32	1/13/2011	40.04	40.43	405.89	406.28	0.39	406.21		*
2Q11	446.32	4/25/2011	40.81	40.83	405.49	405.51	0.02	405.51		*
3Q11	446.32	7/5/2011	38.57	38.59	407.73	407.75	0.02	407.75		*
	446.32	9/19/2011	NE	38.31	NA	NA	NA	408.01		*
4Q11	446.32	10/5/2011	38.52	38.53	407.79	407.80	0.01	407.80		*
1Q12	446.32	1/4/2012	NE	40.48	NA	NA	NA	405.84		*
2Q12	446.32	4/4/2012	NE	41.62	NA	NA	NA	404.70		*
3Q12	446.32	7/2/2012	42.14	42.14	404.18	404.18	0.00	404.18		*
4Q12	446.32	10/2/2012	44.10	44.20	402.12	402.22	0.10	402.20		
1Q13	446.32	1/2/2013	NE	44.87	NA	NA	NA	401.45		
P-82A										
2Q10	434.69	4/1/2010	NE	26.62	NA	NA	NA	408.07	401.48 - 386.48 (33.21 - 48.21)	*
3Q10	434.69	7/1/2010	NE	25.00	NA	NA	NA	409.69		*
4Q10	434.69	10/1/2010	NE	24.07	NA	NA	NA	410.62		*
1Q11	434.69	1/13/2011	NE	25.29	NA	NA	NA	409.40		*
2Q11	434.69	4/1/2011	NE	25.12	NA	NA	NA	409.57		*
3Q11	434.69	7/5/2011	NE	23.01	NA	NA	NA	411.68		*
	434.69	9/19/2011	NE	23.62	NA	NA	NA	411.07		*
4Q11	434.69	10/5/2011	NE	24.00	NA	NA	NA	410.69		*
1Q12	434.69	1/3/2012	NE	25.50	NA	NA	NA	409.19		*
2Q12	434.69	4/2/2012	NE	26.82	NA	NA	NA	407.87		*
3Q12	434.69	7/2/2012	NE	27.34	NA	NA	NA	407.35		*
4Q12	434.69	10/2/2012	NE	29.07	NA	NA	NA	405.62		*
1Q13	434.69	1/3/2013	NE	30.09	NA	NA	NA	404.60		*
P-82B										
2Q10	434.44	4/1/2010	NE	26.33	NA	NA	NA	408.11	370.84 - 368.84 (63.60 - 65.60)	*
3Q10	434.44	7/1/2010	NE	24.71	NA	NA	NA	409.73		*
4Q10	434.44	10/1/2010	NE	23.78	NA	NA	NA	410.66		*
1Q11	434.44	1/13/2011	NE	25.01	NA	NA	NA	409.43		*
2Q11	434.44	4/1/2011	NE	24.85	NA	NA	NA	409.59		*
3Q11	434.44	7/5/2011	NE	22.71	NA	NA	NA	411.73		*
	434.44	9/19/2011	NE	23.36	NA	NA	NA	411.08		*
4Q11	434.44	10/5/2011	NE	23.73	NA	NA	NA	410.71		*
1Q12	434.44	1/3/2012	NE	25.21	NA	NA	NA	409.23		*
2Q12	434.44	4/2/2012	NE	26.55	NA	NA	NA	407.89		*
3Q12	434.44	7/2/2012	NE	27.07	NA	NA	NA	407.37		*
4Q12	434.44	10/2/2012	NE	28.81	NA	NA	NA	405.63		*
1Q13	434.44	1/3/2013	NE	29.82	NA	NA	NA	404.62		*
P-82C										
2Q10	434.16	4/1/2010	NE	26.05	NA	NA	NA	408.11	351.39 - 349.39 (82.77 - 84.77)	*
3Q10	434.16	7/1/2010	NE	25.47	NA	NA	NA	408.69		*
4Q10	434.16	10/1/2010	NE	23.49	NA	NA	NA	410.67		*
1Q11	434.16	1/13/2011	NE	24.73	NA	NA	NA	409.43		*
2Q11	434.16	4/1/2011	NE	24.87	NA	NA	NA	409.29		*
3Q11	434.16	7/5/2011	NE	22.75	NA	NA	NA	411.41		*
	434.16	9/19/2011	NE	23.40	NA	NA	NA	410.76		*
4Q11	434.16	10/5/2011	NE	23.81	NA	NA	NA	410.35		*
1Q12	434.16	1/3/2012	NE	25.26	NA	NA	NA	408.90		*
2Q12	434.16	4/2/2012	NE	26.61	NA	NA	NA	407.55		*
3Q12	434.16	7/2/2012	NE	27.11	NA	NA	NA	407.05		*
4Q12	434.16	10/2/2012	NE	28.85	NA	NA	NA	405.31		*
1Q13	434.16	1/3/2013	NE	29.86	NA	NA	NA	404.30		*

TABLE 1
CUMULATIVE GROUNDWATER MONITORING WELL GAUGING RESULTS

WELL ID	TOP OF CASING (elev.[1])	DATE GAUGED	DEPTH TO PRODUCT (ft btoc)	DEPTH TO WATER (ft btoc)	WATER-PRODUCT INTERFACE (elev.[1])	PRODUCT (elev.[1])	PRODUCT THICKNESS (ft)	CORRECTED WATER LEVEL[2] (elev.[1])	SCREENED INTERVAL (elev.[1]) (ft btoc)	COMMENTS
P-82D										
2Q10	434.85	4/1/2010	NE	26.82	NA	NA	NA	408.03	323.43 - 321.43 (111.42 - 113.42)	*
3Q10	434.85	7/1/2010	NE	25.20	NA	NA	NA	409.65		*
4Q10	434.85	10/1/2010	NE	24.26	NA	NA	NA	410.59		*
1Q11	434.85	1/13/2011	NE	25.48	NA	NA	NA	409.37		*
2Q11	434.85	4/1/2011	NE	25.63	NA	NA	NA	409.22		*
3Q11	434.85	7/5/2011	NE	23.54	NA	NA	NA	411.31		*
	434.85	9/19/2011	NE	24.16	NA	NA	NA	410.69		*
4Q11	434.85	10/5/2011	NE	24.56	NA	NA	NA	410.29		*
1Q12	434.85	1/3/2012	NE	26.06	NA	NA	NA	408.79		*
2Q12	434.85	4/2/2012	NE	27.37	NA	NA	NA	407.48		*
3Q12	434.85	7/2/2012	NE	27.91	NA	NA	NA	406.94		*
4Q12	434.85	10/2/2012	NE	29.62	NA	NA	NA	405.23		*
1Q13	434.85	1/3/2013	NE	30.65	NA	NA	NA	404.20		*
P-83A										
2Q10	445.23	4/1/2010	NE	42.05	NA	NA	NA	403.18	398.58 - 383.58 (46.65 - 61.65)	*
3Q10	445.23	7/1/2010	NE	40.64	NA	NA	NA	404.59		*
4Q10	445.23	10/1/2010	NE	38.82	NA	NA	NA	406.41		*
1Q11	445.23	1/13/2011	NE	37.93	NA	NA	NA	407.30		*
2Q11	445.23	4/1/2011	NE	38.42	NA	NA	NA	406.81		*
3Q11	445.23	7/5/2011	NE	36.25	NA	NA	NA	408.98		*
	445.23	9/19/2011	NE	37.21	NA	NA	NA	408.02		*
4Q11	445.23	10/6/2011	NE	37.41	NA	NA	NA	407.82		*
1Q12	445.23	1/3/2012	NE	38.31	NA	NA	NA	406.92		*
2Q12	445.23	4/2/2012	NE	39.85	NA	NA	NA	405.38		*
3Q12	445.23	7/2/2012	NE	40.50	NA	NA	NA	404.73		*
4Q12	445.23	10/1/2012	NE	42.29	NA	NA	NA	402.94		*
1Q13	445.23	1/3/2013	NE	43.85	NA	NA	NA	401.38		*
P-83B										
2Q10	445.47	4/1/2010	NE	42.31	NA	NA	NA	403.16	375.82 - 373.82 (69.65 - 71.65)	*
3Q10	445.47	7/1/2010	NE	40.91	NA	NA	NA	404.56		*
4Q10	445.47	10/1/2010	NE	39.08	NA	NA	NA	406.39		*
1Q11	445.47	1/13/2011	NE	38.20	NA	NA	NA	407.27		*
2Q11	445.47	4/1/2011	NE	38.69	NA	NA	NA	406.78		*
3Q11	445.47	7/5/2011	NE	36.57	NA	NA	NA	408.90		*
	445.47	9/19/2011	NE	37.48	NA	NA	NA	407.99		*
4Q11	445.47	10/6/2011	NE	37.68	NA	NA	NA	407.79		*
1Q12	445.47	1/3/2012	NE	38.58	NA	NA	NA	406.89		*
2Q12	445.47	4/2/2012	NE	40.13	NA	NA	NA	405.34		*
3Q12	445.47	7/2/2012	NE	40.85	NA	NA	NA	404.62		*
4Q12	445.47	10/1/2012	NE	42.57	NA	NA	NA	402.90		*
1Q13	445.47	1/3/2013	NE	44.13	NA	NA	NA	401.34		*
P-83C										
2Q10	445.64	4/1/2010	NE	42.46	NA	NA	NA	403.18	353.25 - 351.25 (92.39 - 94.39)	*
3Q10	445.64	7/1/2010	NE	41.08	NA	NA	NA	404.56		*
4Q10	445.64	10/1/2010	NE	39.24	NA	NA	NA	406.40		*
1Q11	445.64	1/13/2011	NE	38.68	NA	NA	NA	406.96		*
2Q11	445.64	4/1/2011	NE	38.85	NA	NA	NA	406.79		*
3Q11	445.64	7/5/2011	NE	37.02	NA	NA	NA	408.62		*
	445.64	9/19/2011	NE	37.94	NA	NA	NA	407.70		*
4Q11	445.64	10/6/2011	NE	38.15	NA	NA	NA	407.49		*
1Q12	445.64	1/3/2012	NE	39.05	NA	NA	NA	406.59		*
2Q12	445.64	4/2/2012	NE	40.61	NA	NA	NA	405.03		*
3Q12	445.64	7/2/2012	NE	40.96	NA	NA	NA	404.68		*
4Q12	445.64	10/1/2012	NE	43.04	NA	NA	NA	402.60		*
1Q13	445.64	1/3/2013	NE	44.59	NA	NA	NA	401.05		*
P-83D										
2Q10	445.55	4/1/2010	NE	42.40	NA	NA	NA	403.15	311.84 - 309.84 (133.71 - 135.71)	*
3Q10	445.55	7/1/2010	NE	41.00	NA	NA	NA	404.55		*
4Q10	445.55	10/1/2010	NE	39.11	NA	NA	NA	406.44		*
1Q11	445.55	1/13/2011	NE	38.59	NA	NA	NA	406.96		*
2Q11	445.55	4/1/2011	NE	38.31	NA	NA	NA	407.24		*
3Q11	445.55	7/5/2011	NE	36.98	NA	NA	NA	408.57		*
	445.55	9/19/2011	NE	37.87	NA	NA	NA	407.68		*
4Q11	445.55	10/6/2011	NE	38.07	NA	NA	NA	407.48		*
1Q12	445.55	1/3/2012	NE	39.01	NA	NA	NA	406.54		*
2Q12	445.55	4/2/2012	NE	40.53	NA	NA	NA	405.02		*
3Q12	445.55	7/2/2012	NE	40.12	NA	NA	NA	405.43		*
4Q12	445.55	10/1/2012	NE	42.98	NA	NA	NA	402.57		*
1Q13	445.55	1/3/2013	NE	44.54	NA	NA	NA	401.01		*
P-84A										
2Q10	446.39	4/1/2010	NE	42.91	NA	NA	NA	403.48	392.57 - 377.57 (53.82 - 68.82)	*
3Q10	446.39	7/1/2010	NE	41.55	NA	NA	NA	404.84		*
4Q10	446.39	11/11/2010	NE	39.95	NA	NA	NA	406.44		*
1Q11	446.39	1/13/2011	NE	39.55	NA	NA	NA	406.84		*
2Q11	446.39	4/25/2011	NE	40.11	NA	NA	NA	406.28		*
3Q11	446.39	7/5/2011	NE	38.58	NA	NA	NA	407.81		*
4Q11	446.39	10/6/2011	NE	34.36	NA	NA	NA	412.03		*
1Q12	446.39	1/5/2012	NE	39.49	NA	NA	NA	406.90		*
2Q12	446.39	4/3/2012	NE	40.70	NA	NA	NA	405.69		*
3Q12	446.39	7/5/2012	NE	41.40	NA	NA	NA	404.99		*
4Q12	446.39	10/2/2012	NE	43.10	NA	NA	NA	403.29		*
1Q13	446.39	1/4/2013	NE	44.20	NA	NA	NA	402.19		*

TABLE 1
CUMULATIVE GROUNDWATER MONITORING WELL GAUGING RESULTS

WELL ID	TOP OF CASING (elev.[1])	DATE GAUGED	DEPTH TO PRODUCT (ft btoc)	DEPTH TO WATER (ft btoc)	WATER-PRODUCT INTERFACE (elev.[1])	PRODUCT (elev.[1])	PRODUCT THICKNESS (ft)	CORRECTED WATER LEVEL[2] (elev.[1])	SCREENED INTERVAL (elev.[1]) (ft btoc)	COMMENTS
P-84B										
2Q10	446.10	4/1/2010	NE	42.61	NA	NA	NA	403.49	372.60 - 370.60 (73.50 - 75.50)	*
3Q10	446.10	7/1/2010	NE	41.28	NA	NA	NA	404.82		*
4Q10	446.10	11/11/2010	NE	39.67	NA	NA	NA	406.43		*
1Q11	446.10	1/13/2011	NE	39.27	NA	NA	NA	406.83		*
2Q11	446.10	4/25/2011	NE	39.85	NA	NA	NA	406.25		*
3Q11	446.10	7/5/2011	NE	38.32	NA	NA	NA	407.78		*
4Q11	446.10	10/6/2011	NE	38.09	NA	NA	NA	408.01		*
1Q12	446.10	1/5/2012	NE	39.23	NA	NA	NA	406.87		*
2Q12	446.10	4/3/2012	NE	40.43	NA	NA	NA	405.67		*
3Q12	446.10	7/5/2012	NE	41.43	NA	NA	NA	404.67		*
4Q12	446.10	10/2/2012	NE	42.84	NA	NA	NA	403.26		*
1Q13	446.10	1/4/2013	NE	43.92	NA	NA	NA	402.18		*
P-84C										
2Q10	446.13	4/1/2010	NE	42.65	NA	NA	NA	403.48	352.08 - 350.08 (94.05 - 96.05)	*
3Q10	446.13	7/1/2010	NE	41.32	NA	NA	NA	404.81		*
4Q10	446.13	11/11/2010	NE	39.68	NA	NA	NA	406.45		*
1Q11	446.13	1/13/2011	NE	39.29	NA	NA	NA	406.84		*
2Q11	446.13	4/25/2011	NE	39.86	NA	NA	NA	406.27		*
3Q11	446.13	7/5/2011	NE	38.64	NA	NA	NA	407.49		*
4Q11	446.13	10/6/2011	NE	38.41	NA	NA	NA	407.72		*
1Q12	446.13	1/5/2012	NE	39.53	NA	NA	NA	406.60		*
2Q12	446.13	4/3/2012	NE	40.75	NA	NA	NA	405.38		*
3Q12	446.13	7/5/2012	NE	41.45	NA	NA	NA	404.68		*
4Q12	446.13	10/2/2012	NE	43.15	NA	NA	NA	402.98		*
1Q13	446.13	1/4/2013	NE	44.39	NA	NA	NA	401.74		*
P-84D										
2Q10	446.14	4/1/2010	NE	42.63	NA	NA	NA	403.51	324.99 - 322.99 (121.15 - 123.15)	*
3Q10	446.14	7/1/2010	NE	41.34	NA	NA	NA	404.80		*
4Q10	446.14	11/11/2010	NE	39.69	NA	NA	NA	406.45		*
1Q11	446.14	1/13/2011	NE	39.31	NA	NA	NA	406.83		*
2Q11	446.14	4/25/2011	NE	39.87	NA	NA	NA	406.27		*
3Q11	446.14	7/5/2011	NE	38.68	NA	NA	NA	407.46		*
4Q11	446.14	10/6/2011	NE	38.43	NA	NA	NA	407.71		*
1Q12	446.14	1/5/2012	NE	39.55	NA	NA	NA	406.59		*
2Q12	446.14	4/3/2012	NE	40.77	NA	NA	NA	405.37		*
3Q12	446.14	7/5/2012	NE	41.46	NA	NA	NA	404.68		*
4Q12	446.14	10/2/2012	NE	43.18	NA	NA	NA	402.96		*
1Q13	446.14	1/4/2013	NE	44.41	NA	NA	NA	401.73		*
P-88A										
2Q10	443.12	4/1/2010	NE	33.22	NA	NA	NA	409.90	404.72 - 389.72 (38.40 - 53.40)	*
3Q10	443.12	7/1/2010	NE	31.80	NA	NA	NA	411.32		*
4Q10	443.12	10/1/2010	NE	30.65	NA	NA	NA	412.47		*
1Q11	443.12	1/14/2011	NE	31.16	NA	NA	NA	411.96		*
2Q11	443.12	4/1/2011	NE	31.36	NA	NA	NA	411.76		*
3Q11	443.12	7/5/2011	NE	29.78	NA	NA	NA	413.34		*
	443.12	9/19/2011	NE	29.72	NA	NA	NA	413.40		*
4Q11	443.12	10/5/2011	NE	29.92	NA	NA	NA	413.20		*
1Q12	443.12	1/4/2012	NE	31.18	NA	NA	NA	411.94		*
2Q12	443.12	4/3/2012	NE	32.55	NA	NA	NA	410.57		*
3Q12	443.12	7/2/2012	NE	32.97	NA	NA	NA	410.15		*
4Q12	443.12	10/2/2012	NE	34.58	NA	NA	NA	408.54		*
1Q13	443.12	1/2/2013	NE	35.80	NA	NA	NA	407.32		*
P-88B										
2Q10	443.17	4/1/2010	NE	33.28	NA	NA	NA	409.89	370.62 - 368.62 (72.55 - 74.55)	*
3Q10	443.17	7/1/2010	NE	31.86	NA	NA	NA	411.31		*
4Q10	443.17	10/1/2010	NE	30.87	NA	NA	NA	412.30		*
1Q11	443.17	1/14/2011	NE	31.37	NA	NA	NA	411.80		*
2Q11	443.17	4/1/2011	NE	31.42	NA	NA	NA	411.75		*
3Q11	443.17	7/5/2011	NE	29.71	NA	NA	NA	413.46		*
	443.17	9/19/2011	NE	29.64	NA	NA	NA	413.53		*
4Q11	443.17	10/5/2011	NE	29.86	NA	NA	NA	413.31		*
1Q12	443.17	1/4/2012	NE	31.16	NA	NA	NA	412.01		*
2Q12	443.17	4/3/2012	NE	32.50	NA	NA	NA	410.67		*
3Q12	443.17	7/2/2012	NE	33.01	NA	NA	NA	410.16		*
4Q12	443.17	10/2/2012	NE	34.56	NA	NA	NA	408.61		*
1Q13	443.17	1/2/2013	NE	35.82	NA	NA	NA	407.35		*
P-88C										
2Q10	443.16	4/1/2010	NE	33.25	NA	NA	NA	409.91	350.86 - 348.86 (92.30 - 94.30)	*
3Q10	443.16	7/1/2010	NE	31.85	NA	NA	NA	411.31		*
4Q10	443.16	10/1/2010	NE	30.67	NA	NA	NA	412.49		*
1Q11	443.16	1/14/2011	NE	31.17	NA	NA	NA	411.99		*
2Q11	443.16	4/1/2011	NE	31.38	NA	NA	NA	411.78		*
3Q11	443.16	7/5/2011	NE	30.02	NA	NA	NA	413.14		*
	443.16	9/19/2011	NE	29.95	NA	NA	NA	413.21		*
4Q11	443.16	10/5/2011	NE	30.14	NA	NA	NA	413.02		*
1Q12	443.16	1/4/2012	NE	31.44	NA	NA	NA	411.72		*
2Q12	443.16	4/3/2012	NE	32.78	NA	NA	NA	410.38		*
3Q12	443.16	7/2/2012	NE	33.15	NA	NA	NA	410.01		*
4Q12	443.16	10/2/2012	NE	34.83	NA	NA	NA	408.33		*
1Q13	443.16	1/2/2013	NE	36.10	NA	NA	NA	407.06		*

TABLE 1
CUMULATIVE GROUNDWATER MONITORING WELL GAUGING RESULTS

WELL ID	TOP OF CASING (elev.[1])	DATE GAUGED	DEPTH TO PRODUCT (ft btoc)	DEPTH TO WATER (ft btoc)	WATER-PRODUCT INTERFACE (elev.[1])	PRODUCT (elev.[1])	PRODUCT THICKNESS (ft)	CORRECTED WATER LEVEL[2] (elev.[1])	SCREENED INTERVAL (elev.[1]) (ft btoc)	COMMENTS
P-88D										
2Q10	443.23	4/1/2010	NE	33.33	NA	NA	NA	409.90	329.53 - 327.53 (113.70 - 115.70)	*
3Q10	443.23	7/1/2010	NE	31.87	NA	NA	NA	411.36		*
4Q10	443.23	10/1/2010	NE	30.73	NA	NA	NA	412.50		*
1Q11	443.23	1/14/2011	NE	31.35	NA	NA	NA	411.88		*
2Q11	443.23	4/1/2011	NE	31.81	NA	NA	NA	411.42		*
3Q11	443.23	7/5/2011	NE	30.08	NA	NA	NA	413.15		*
	443.23	9/19/2011	NE	30.03	NA	NA	NA	413.20		*
4Q11	443.23	10/5/2011	NE	30.25	NA	NA	NA	412.98		*
1Q12	443.23	1/4/2012	NE	31.57	NA	NA	NA	411.66		*
2Q12	443.23	4/3/2012	NE	32.91	NA	NA	NA	410.32		*
3Q12	443.23	7/2/2012	NE	33.41	NA	NA	NA	409.82		*
4Q12	443.23	10/2/2012	NE	34.99	NA	NA	NA	408.24		*
1Q13	443.23	1/2/2013	NE	36.23	NA	NA	NA	407.00		*
T-37										
2Q10	447.15	4/1/2010	NE	41.10	NA	NA	NA	406.05	398.30 - 378.30 (48.86 - 68.86)	*
3Q10	447.15	7/1/2010	NE	39.78	NA	NA	NA	407.37		*
4Q10	447.15	10/1/2010	NE	38.12	NA	NA	NA	409.03		*
1Q11	447.15	1/13/2011	NE	37.61	NA	NA	NA	409.54		*
2Q11	447.15	4/1/2011	NE	37.63	NA	NA	NA	409.52		*
3Q11	447.15	7/5/2011	NE	35.84	NA	NA	NA	411.31		*
4Q11	447.15	10/6/2011	NE	36.90	NA	NA	NA	410.25		*
1Q12	447.15	1/3/2012	NE	37.95	NA	NA	NA	409.20		*
2Q12	447.15	4/2/2012	NE	39.12	NA	NA	NA	408.03		*
3Q12	447.15	7/2/2012	NE	39.91	NA	NA	NA	407.24		*
4Q12	447.15	10/1/2012	NE	41.44	NA	NA	NA	405.71		*
1Q13	447.15	1/3/2013	NE	43.07	NA	NA	NA	404.08		*
P-89B										
2Q10	447.35	4/1/2010	NE	41.29	NA	NA	NA	406.06	369.99 - 367.99 (77.36 - 79.36)	*
3Q10	447.35	7/1/2010	NE	39.97	NA	NA	NA	407.38		*
4Q10	447.35	10/1/2010	NE	38.29	NA	NA	NA	409.06		*
1Q11	447.35	1/14/2011	NE	37.78	NA	NA	NA	409.57		*
2Q11	447.35	4/1/2011	NE	37.80	NA	NA	NA	409.55		*
3Q11	447.35	7/5/2011	NE	35.99	NA	NA	NA	411.36		*
	447.35	9/19/2011	NE	36.81	NA	NA	NA	410.54		*
4Q11	447.35	10/6/2011	NE	37.05	NA	NA	NA	410.30		*
1Q12	447.35	1/3/2012	NE	38.10	NA	NA	NA	409.25		*
2Q12	447.35	4/2/2012	NE	39.30	NA	NA	NA	408.05		*
3Q12	447.35	7/2/2012	NE	40.09	NA	NA	NA	407.26		*
4Q12	447.35	10/1/2012	NE	41.62	NA	NA	NA	405.73		*
1Q13	447.35	1/3/2013	NE	43.23	NA	NA	NA	404.12		*
P-89C										
2Q10	447.68	4/1/2010	NE	41.63	NA	NA	NA	406.05	350.05 - 348.05 (97.63 - 99.63)	*
3Q10	447.68	7/1/2010	NE	40.32	NA	NA	NA	407.36		*
4Q10	447.68	10/1/2010	NE	38.64	NA	NA	NA	409.04		*
1Q11	447.68	1/14/2011	NE	38.10	NA	NA	NA	409.58		*
2Q11	447.68	4/1/2011	NE	38.14	NA	NA	NA	409.54		*
3Q11	447.68	7/5/2011	NE	36.33	NA	NA	NA	411.35		*
	447.68	9/19/2011	NE	37.13	NA	NA	NA	410.55		*
4Q11	447.68	10/6/2011	NE	37.39	NA	NA	NA	410.29		*
1Q12	447.68	1/3/2012	NE	38.42	NA	NA	NA	409.26		*
2Q12	447.68	4/2/2012	NE	39.63	NA	NA	NA	408.05		*
3Q12	447.68	7/2/2012	NE	40.42	NA	NA	NA	407.26		*
4Q12	447.68	10/1/2012	NE	41.94	NA	NA	NA	405.74		*
1Q13	447.68	1/3/2013	NE	43.58	NA	NA	NA	404.10		*
P-89D										
2Q10	447.54	4/1/2010	NE	41.66	NA	NA	NA	405.88	307.20 - 305.20 (140.34 - 142.34)	*
3Q10	447.54	7/1/2010	NE	40.30	NA	NA	NA	407.24		*
4Q10	447.54	10/1/2010	NE	38.61	NA	NA	NA	408.93		*
1Q11	447.54	1/14/2011	NE	38.11	NA	NA	NA	409.43		*
2Q11	447.54	4/1/2011	NE	38.12	NA	NA	NA	409.42		*
3Q11	447.54	7/5/2011	NE	36.23	NA	NA	NA	411.31		*
	447.54	9/19/2011	NE	37.04	NA	NA	NA	410.50		*
4Q11	447.54	10/6/2011	NE	37.35	NA	NA	NA	410.19		*
1Q12	447.54	1/3/2012	NE	38.47	NA	NA	NA	409.07		*
2Q12	447.54	4/2/2012	NE	39.56	NA	NA	NA	407.98		*
3Q12	447.54	7/2/2012	NE	40.36	NA	NA	NA	407.18		*
4Q12	447.54	10/1/2012	NE	41.94	NA	NA	NA	405.60		*
1Q13	447.54	1/3/2013	NE	43.52	NA	NA	NA	404.02		*
P-91A										
2Q10	447.19	4/1/2010	46.08	46.58	400.61	401.11	0.50	401.01	395.68 - 380.68 (51.52 - 66.52)	*Product confirmed on interface probe.
3Q10	447.19	7/1/2010	44.85	45.36	401.83	402.34	0.51	402.24		*Product confirmed on interface probe.
4Q10	447.19	10/1/2010	42.70	43.19	404.00	404.49	0.49	404.39		*Product confirmed on interface probe.
1Q11	447.19	1/14/2011	41.19	41.64	405.55	406.00	0.45	405.91		*
2Q11	447.19	4/1/2011	NE	43.10	NA	NA	NA	404.09		*
3Q11	447.19	7/5/2011	NE	40.42	NA	NA	NA	406.77		*
	447.19	9/19/2011	NE	41.69	NA	NA	NA	405.50		*
4Q11	447.19	10/6/2011	NE	41.63	NA	NA	NA	405.56		*
1Q12	447.19	1/3/2012	NE	42.91	NA	NA	NA	404.28		*
2Q12	447.19	4/3/2012	NE	44.31	NA	NA	NA	402.88		*
3Q12	447.19	7/2/2012	NE	45.76	NA	NA	NA	401.43		*
4Q12	447.19	10/1/2012	NE	46.72	NA	NA	NA	400.47		*
1Q13	447.19	1/4/2013	NE	48.92	NA	NA	NA	398.27		*

TABLE 1
CUMULATIVE GROUNDWATER MONITORING WELL GAUGING RESULTS

WELL ID	TOP OF CASING (elev.[1])	DATE GAUGED	DEPTH TO PRODUCT (ft btoc)	DEPTH TO WATER (ft btoc)	WATER-PRODUCT INTERFACE (elev.[1])	PRODUCT (elev.[1])	PRODUCT THICKNESS (ft)	CORRECTED WATER LEVEL[2] (elev.[1])	SCREENED INTERVAL (elev.[1]) (ft btoc)	COMMENTS
P-91B										
2Q10	447.26	4/1/2010	NE	46.21	NA	NA	NA	401.05	372.57 - 370.57 (74.69 - 76.69)	*
3Q10	447.26	7/1/2010	NE	45.08	NA	NA	NA	402.18		*
4Q10	447.26	10/1/2010	NE	42.87	NA	NA	NA	404.39		*
1Q11	447.26	1/14/2011	NE	41.41	NA	NA	NA	405.85		*
2Q11	447.26	4/1/2011	NE	43.28	NA	NA	NA	403.98		*
3Q11	447.26	7/5/2011	NE	40.62	NA	NA	NA	406.64		*
	447.26	9/19/2011	NE	41.78	NA	NA	NA	405.48		*
4Q11	447.26	10/6/2011	NE	41.53	NA	NA	NA	405.73		*
1Q12	447.26	1/3/2012	NE	43.00	NA	NA	NA	404.26		*
2Q12	447.26	4/3/2012	NE	44.11	NA	NA	NA	403.15		*
3Q12	447.26	7/2/2012	NE	45.74	NA	NA	NA	401.52		*
4Q12	447.26	10/1/2012	NE	46.79	NA	NA	NA	400.47		*
1Q13	447.26	1/4/2013	NE	49.10	NA	NA	NA	398.16		*
P-91C										
2Q10	447.02	4/1/2010	NE	46.08	NA	NA	NA	400.94	352.29 - 350.29 (94.73 - 96.73)	*
3Q10	447.02	7/1/2010	NE	44.83	NA	NA	NA	402.19		*
4Q10	447.02	10/1/2010	NE	42.57	NA	NA	NA	404.45		*
1Q11	447.02	1/14/2011	NE	41.18	NA	NA	NA	405.84		*
2Q11	447.02	4/1/2011	NE	43.00	NA	NA	NA	404.02		*
3Q11	447.02	7/5/2011	NE	40.35	NA	NA	NA	406.67		*
	447.02	9/19/2011	NE	41.51	NA	NA	NA	405.51		*
4Q11	447.02	10/6/2011	NE	41.47	NA	NA	NA	405.55		*
1Q12	447.02	1/3/2012	NE	42.74	NA	NA	NA	404.28		*
2Q12	447.02	4/3/2012	NE	44.11	NA	NA	NA	402.91		*
3Q12	447.02	7/2/2012	NE	45.53	NA	NA	NA	401.49		*
4Q12	447.02	10/1/2012	NE	46.54	NA	NA	NA	400.48		*
1Q13	447.02	1/4/2013	NE	48.84	NA	NA	NA	398.18		*
P-91D										
2Q10	447.02	4/1/2010	NE	46.03	NA	NA	NA	400.99	278.70 - 276.70 (168.32 - 170.32)	*
3Q10	447.02	7/1/2010	NE	44.77	NA	NA	NA	402.25		*
4Q10	447.02	10/1/2010	NE	42.52	NA	NA	NA	404.50		*
1Q11	447.02	1/14/2011	NE	41.14	NA	NA	NA	405.88		*
2Q11	447.02	4/1/2011	NE	42.97	NA	NA	NA	404.05		*
3Q11	447.02	7/5/2011	NE	40.27	NA	NA	NA	406.75		*
	447.02	9/19/2011	NE	41.49	NA	NA	NA	405.53		*
4Q11	447.02	10/6/2011	NE	41.44	NA	NA	NA	405.58		*
1Q12	447.02	1/3/2012	NE	42.73	NA	NA	NA	404.29		*
2Q12	447.02	4/3/2012	NE	44.35	NA	NA	NA	402.67		*
3Q12	447.02	7/2/2012	NE	45.55	NA	NA	NA	401.47		*
4Q12	447.02	10/1/2012	NE	46.53	NA	NA	NA	400.49		*
1Q13	447.02	1/4/2013	NE	48.82	NA	NA	NA	398.20		*
P-92A										
2Q10	446.12	4/1/2010	43.43	43.63	402.49	402.69	0.20	402.65	398.55 - 383.55 (47.57 - 62.57)	*Product confirmed on interface probe.
3Q10	446.12	7/1/2010	42.43	42.63	403.49	403.69	0.20	403.65		*Product confirmed on interface probe.
4Q10	446.12	10/1/2010	40.50	40.70	405.42	405.62	0.20	405.58		*Product confirmed on interface probe.
1Q11	446.12	1/14/2011	39.43	39.57	406.55	406.69	0.14	406.66		*
2Q11	446.12	4/1/2011	NE	41.02	NA	NA	NA	405.10		*
3Q11	446.12	7/5/2011	38.55	38.59	407.53	407.57	0.04	407.56		*
	446.12	9/19/2011	39.62	39.67	406.45	406.50	0.05	406.49		*
4Q11	446.12	10/6/2011	39.70	39.76	406.36	406.42	0.06	406.41		*
1Q12	446.12	1/4/2012	41.05	41.07	405.05	405.07	0.02	405.07		*
2Q12	446.12	4/3/2012	NE	42.77	NA	NA	NA	403.35		*
3Q12	446.12	7/3/2012	44.06	44.08	402.04	402.06	0.02	402.06		*
4Q12	446.12	10/1/2012	NE	45.04	NA	NA	NA	401.08		*
1Q13	446.12	1/4/2013	46.83	46.84	399.28	399.29	0.01	399.29		*
P-92B										
2Q10	446.07	4/1/2010	NE	43.44	NA	NA	NA	402.63	372.42 - 370.42 (73.65 - 75.65)	*
3Q10	446.07	7/1/2010	NE	42.43	NA	NA	NA	403.64		*
4Q10	446.07	10/1/2010	NE	40.51	NA	NA	NA	405.56		*
1Q11	446.07	1/14/2011	NE	39.41	NA	NA	NA	406.66		*
2Q11	446.07	4/1/2011	NE	40.92	NA	NA	NA	405.15		*
3Q11	446.07	7/5/2011	NE	38.51	NA	NA	NA	407.56		*
	446.07	9/19/2011	NE	39.61	NA	NA	NA	406.46		*
4Q11	446.07	10/6/2011	NE	39.68	NA	NA	NA	406.39		*
1Q12	446.07	1/4/2012	NE	41.02	NA	NA	NA	405.05		*
2Q12	446.07	4/3/2012	NE	42.74	NA	NA	NA	403.33		*
3Q12	446.07	7/3/2012	NE	44.02	NA	NA	NA	402.05		*
4Q12	446.07	10/1/2012	NE	44.97	NA	NA	NA	401.10		*
1Q13	446.07	1/4/2013	NE	46.80	NA	NA	NA	399.27		*
P-92C										
2Q10	445.98	4/1/2010	NE	43.17	NA	NA	NA	402.81	352.54 - 350.54 (93.44 - 95.44)	*
3Q10	445.98	7/1/2010	NE	42.30	NA	NA	NA	403.68		*
4Q10	445.98	10/1/2010	NE	40.38	NA	NA	NA	405.60		*
1Q11	445.98	1/14/2011	NE	39.32	NA	NA	NA	406.66		*
2Q11	445.98	4/1/2011	NE	40.77	NA	NA	NA	405.21		*
3Q11	445.98	7/5/2011	NE	38.33	NA	NA	NA	407.65		*
	445.98	9/19/2011	NE	39.50	NA	NA	NA	406.48		*
4Q11	445.98	10/6/2011	NE	39.63	NA	NA	NA	406.35		*
1Q12	445.98	1/4/2012	NE	39.95	NA	NA	NA	406.03		*
2Q12	445.98	4/3/2012	NE	42.61	NA	NA	NA	403.37		*
3Q12	445.98	7/3/2012	NE	44.07	NA	NA	NA	401.91		*
4Q12	445.98	10/1/2012	NE	45.04	NA	NA	NA	400.94		*
1Q13	445.98	1/4/2013	NE	46.83	NA	NA	NA	399.15		*

TABLE 1
CUMULATIVE GROUNDWATER MONITORING WELL GAUGING RESULTS

WELL ID	TOP OF CASING (elev.[1])	DATE GAUGED	DEPTH TO PRODUCT (ft btoc)	DEPTH TO WATER (ft btoc)	WATER-PRODUCT INTERFACE (elev.[1])	PRODUCT (elev.[1])	PRODUCT THICKNESS (ft)	CORRECTED WATER LEVEL[2] (elev.[1])	SCREENED INTERVAL (elev.[1]) (ft btoc)	COMMENTS
P-92D										
2Q10	445.90	4/1/2010	NE	43.24	NA	NA	NA	402.66	304.90 - 302.90 (141.00 - 143.00)	*
3Q10	445.90	7/1/2010	NE	42.31	NA	NA	NA	403.59		*
4Q10	445.90	10/1/2010	NE	40.37	NA	NA	NA	405.53		*
1Q11	445.90	1/14/2011	NE	39.24	NA	NA	NA	406.66		*
2Q11	445.90	4/1/2011	NE	40.73	NA	NA	NA	405.17		*
3Q11	445.90	7/5/2011	NE	38.33	NA	NA	NA	407.57		*
	445.90	9/19/2011	NE	39.46	NA	NA	NA	406.44		*
4Q11	445.90	10/6/2011	NE	39.57	NA	NA	NA	406.33		*
1Q12	445.90	1/4/2012	NE	39.89	NA	NA	NA	406.01		*
2Q12	445.90	4/3/2012	NE	42.67	NA	NA	NA	403.23		*
3Q12	445.90	7/3/2012	NE	43.96	NA	NA	NA	401.94		*
4Q12	445.90	10/1/2012	NE	44.82	NA	NA	NA	401.08		*
1Q13	445.90	1/4/2013	NE	46.72	NA	NA	NA	399.18		*
P-93A										
2Q10	446.58	4/1/2010	NE	42.67	NA	NA	NA	403.91	398.41 - 383.41 (48.17 - 63.17)	*
3Q10	446.58	7/1/2010	NE	41.47	NA	NA	NA	405.11		*
4Q10	446.58	11/11/2010	NE	40.75	NA	NA	NA	405.83		*
1Q11	446.58	1/14/2011	NE	40.97	NA	NA	NA	405.61		*
2Q11	446.58	4/25/2011	NE	41.80	NA	NA	NA	404.78		*
3Q11	446.58	7/5/2011	NE	39.40	NA	NA	NA	407.18		*
	446.58	9/19/2011	NE	38.86	NA	NA	NA	407.72		*
4Q11	446.58	10/6/2011	NE	39.16	NA	NA	NA	407.42		*
1Q12	446.58	1/4/2012	NE	41.32	NA	NA	NA	405.26		*
2Q12	446.58	4/3/2012	NE	42.72	NA	NA	NA	403.86		*
3Q12	446.58	7/5/2012	NE	42.95	NA	NA	NA	403.63		*
4Q12	446.58	10/2/2012	NE	44.72	NA	NA	NA	401.86		*
1Q13	446.58	1/8/2013	NE	45.73	NA	NA	NA	400.85		*
P-93B										
2Q10	446.46	4/1/2010	NE	42.56	NA	NA	NA	403.90	371.86 - 369.86 (74.60 - 76.60)	*
3Q10	446.46	7/1/2010	NE	41.38	NA	NA	NA	405.08		*
4Q10	446.46	11/11/2010	NE	40.73	NA	NA	NA	405.73		*
1Q11	446.46	1/14/2011	NE	41.03	NA	NA	NA	405.43		*
2Q11	446.46	4/25/2011	NE	41.69	NA	NA	NA	404.77		*
3Q11	446.46	7/5/2011	NE	39.44	NA	NA	NA	407.02		*
	446.46	9/19/2011	NE	38.91	NA	NA	NA	407.55		*
4Q11	446.46	10/6/2011	NE	39.19	NA	NA	NA	407.27		*
1Q12	446.46	1/4/2012	NE	41.38	NA	NA	NA	405.08		*
2Q12	446.46	4/3/2012	NE	42.80	NA	NA	NA	403.66		*
3Q12	446.46	7/5/2012	NE	42.86	NA	NA	NA	403.60		*
4Q12	446.46	10/2/2012	NE	44.80	NA	NA	NA	401.66		*
1Q13	446.46	1/8/2013	NE	45.77	NA	NA	NA	400.69		*
P-93C										
2Q10	446.51	4/1/2010	NE	42.59	NA	NA	NA	403.92	352.26 - 350.26 (94.26 - 96.26)	*
3Q10	446.51	7/1/2010	NE	41.42	NA	NA	NA	405.09		*
4Q10	446.51	11/11/2010	NE	40.69	NA	NA	NA	405.82		*
1Q11	446.51	1/14/2011	NE	40.91	NA	NA	NA	405.60		*
2Q11	446.51	4/25/2011	NE	41.70	NA	NA	NA	404.81		*
3Q11	446.51	7/5/2011	NE	39.32	NA	NA	NA	407.19		*
	446.51	9/19/2011	NE	38.79	NA	NA	NA	407.72		*
4Q11	446.51	10/6/2011	NE	39.15	NA	NA	NA	407.36		*
1Q12	446.51	1/4/2012	NE	41.27	NA	NA	NA	405.24		*
2Q12	446.51	4/3/2012	NE	42.62	NA	NA	NA	403.89		*
3Q12	446.51	7/5/2012	NE	42.98	NA	NA	NA	403.53		*
4Q12	446.51	10/2/2012	NE	44.68	NA	NA	NA	401.83		*
1Q13	446.51	1/8/2013	NE	45.66	NA	NA	NA	400.85		*
P-93D										
2Q10	446.89	4/1/2010	NE	42.51	NA	NA	NA	404.38	Unknown	
3Q10	446.89	7/1/2010	NE	41.32	NA	NA	NA	405.57		
4Q10	446.36	11/11/2010	NE	40.59	NA	NA	NA	405.77		
1Q11	446.36	1/14/2011	NE	40.81	NA	NA	NA	405.55		
2Q11	446.89	4/25/2011	NE	41.84	NA	NA	NA	405.05	321.14 - 319.14 (125.75 - 127.75)	*
3Q11	446.89	7/5/2011	NE	39.46	NA	NA	NA	407.43		*
	446.89	9/19/2011	NE	38.94	NA	NA	NA	407.95		*
4Q11	446.89	10/6/2011	NE	39.22	NA	NA	NA	407.67		*
1Q12	446.89	1/4/2012	NE	41.41	NA	NA	NA	405.48		*
2Q12	446.89	4/3/2012	NE	42.81	NA	NA	NA	404.08		*
3Q12	446.89	7/5/2012	NE	43.02	NA	NA	NA	403.87		*
4Q12	446.89	10/2/2012	NE	44.43	NA	NA	NA	402.46		*
1Q13	446.89	1/8/2013	NE	45.84	NA	NA	NA	401.05		*
P-94										
2Q10	444.65	4/1/2010	NE	37.55	NA	NA	NA	407.10	398.80 - 383.80 (45.85 - 60.85)	*
3Q10	444.65	7/1/2010	NE	36.11	NA	NA	NA	408.54		*
4Q10	444.65	10/1/2010	NE	35.13	NA	NA	NA	409.52		*
1Q11	444.65	1/13/2011	NE	34.66	NA	NA	NA	409.99		*
2Q11	444.65	4/1/2011	NE	34.27	NA	NA	NA	410.38		*
3Q11	444.65	7/5/2011	NE	32.14	NA	NA	NA	412.51		*
	444.65	9/19/2011	NE	33.17	NA	NA	NA	411.48		*
4Q11	444.65	10/6/2011	NE	33.53	NA	NA	NA	411.12		*
1Q12	444.65	1/3/2012	NE	34.75	NA	NA	NA	409.90		*
2Q12	444.65	4/2/2012	NE	35.68	NA	NA	NA	408.97		*
3Q12	444.65	7/2/2012	NE	36.20	NA	NA	NA	408.45		*
4Q12	444.65	10/1/2012	NE	38.02	NA	NA	NA	406.63		*
1Q13	444.65	1/3/2013	NE	39.75	NA	NA	NA	404.90		*

TABLE 1
CUMULATIVE GROUNDWATER MONITORING WELL GAUGING RESULTS

WELL ID	TOP OF CASING (elev.[1])	DATE GAUGED	DEPTH TO PRODUCT (ft btoc)	DEPTH TO WATER (ft btoc)	WATER-PRODUCT INTERFACE (elev.[1])	PRODUCT (elev.[1])	PRODUCT THICKNESS (ft)	CORRECTED WATER LEVEL[2] (elev.[1])	SCREENED INTERVAL (elev.[1]) (ft btoc)	COMMENTS
P-95										
2Q10	443.44	4/1/2010	NE	31.77	NA	NA	NA	411.67	406.92 - 391.92 (36.52 - 51.52)	*
3Q10	443.44	7/1/2010	NE	30.42	NA	NA	NA	413.02		*
4Q10	443.44	10/1/2010	NE	29.31	NA	NA	NA	414.13		*
1Q11	443.44	1/13/2011	NE	29.68	NA	NA	NA	413.76		*
2Q11	443.44	4/1/2011	NE	29.75	NA	NA	NA	413.69		*
3Q11	443.44	7/5/2011	NE	28.12	NA	NA	NA	415.32		*
4Q11	443.44	10/5/2011	NE	28.24	NA	NA	NA	415.20		*
1Q12	443.44	1/5/2012	NE	29.50	NA	NA	NA	413.94		*
2Q12	443.44	4/3/2012	NE	30.58	NA	NA	NA	412.86		*
3Q12	443.44	7/3/2012	NE	31.04	NA	NA	NA	412.40		*
4Q12	443.44	10/2/2012	NE	32.52	NA	NA	NA	410.92		*
1Q13	443.44	1/2/2013	NE	33.87	NA	NA	NA	409.57		*
P-102										
2Q10	444.91	4/1/2010	NE	35.31	NA	NA	NA	409.60	402.16 - 382.16 (42.75 - 62.75)	*
3Q10	444.91	7/1/2010	NE	33.97	NA	NA	NA	410.94		*
4Q10	444.91	10/1/2010	NE	33.62	NA	NA	NA	411.29		*
1Q11	444.91	1/3/2011	NE	32.61	NA	NA	NA	412.30		*
2Q11	444.91	4/1/2011	NE	32.41	NA	NA	NA	412.50		*
3Q11	444.91	7/5/2011	NE	30.91	NA	NA	NA	414.00		*
	444.91	9/19/2011	NE	31.18	NA	NA	NA	413.73		*
4Q11	444.91	10/6/2011	NE	31.47	NA	NA	NA	413.44		*
1Q12	444.91	1/4/2012	NE	32.45	NA	NA	NA	412.46		*
2Q12	444.91	4/3/2012	NE	33.41	NA	NA	NA	411.50		*
3Q12	444.91	7/2/2012	NE	34.10	NA	NA	NA	410.81		*
4Q12	444.91	10/2/2012	NE	35.69	NA	NA	NA	409.22		*
1Q13	444.91	1/2/2013	NE	36.98	NA	NA	NA	407.93		*
P-114										
2Q10	432.41	4/1/2010	NE	27.05	NA	NA	NA	405.36	399.73 - 379.73 (32.67 - 52.67)	*
3Q10	432.41	7/1/2010	NE	25.00	NA	NA	NA	407.41		*
4Q10	432.41	11/12/2010	NE	24.66	NA	NA	NA	407.75		*
1Q11	432.41	1/13/2011	NE	26.84	NA	NA	NA	405.57		*
2Q11	432.41	4/25/2011	NE	26.61	NA	NA	NA	405.80		*
3Q11	432.41	7/5/2011	NE	23.48	NA	NA	NA	408.93		*
	432.41	9/19/2011	NE	24.20	NA	NA	NA	408.21		*
4Q11	432.41	10/5/2011	NE	24.59	NA	NA	NA	407.82		*
1Q12	432.41	1/3/2012	NE	26.88	NA	NA	NA	405.53		*
2Q12	432.41	4/2/2012	NE	28.33	NA	NA	NA	404.08		*
3Q12	432.41	7/3/2012	NE	28.39	NA	NA	NA	404.02		*
4Q12	432.41	10/2/2012	NE	30.51	NA	NA	NA	401.90		*
1Q13	432.41	1/7/2013	NE	30.22	NA	NA	NA	402.19		*
P-115										
2Q10	433.31	4/1/2010	NE	27.77	NA	NA	NA	405.54	401.01 - 381.01 (32.30 - 52.30)	*
3Q10	433.31	7/1/2010	NE	25.59	NA	NA	NA	407.72		*
4Q10	433.31	11/11/2010	NE	25.41	NA	NA	NA	407.90		*
1Q11	433.31	1/13/2011	NE	27.88	NA	NA	NA	405.43		*
2Q11	433.31	4/25/2011	NE	27.38	NA	NA	NA	405.93		*
3Q11	433.31	7/5/2011	NE	NM	NA	NA	NA	NA		Not Accessible
	433.31	9/19/2011	NE	25.10	NA	NA	NA	408.21		*
4Q11	433.31	10/6/2011	NE	25.67	NA	NA	NA	407.64		*
1Q12	433.31	1/3/2012	NE	27.86	NA	NA	NA	405.45		*
2Q12	433.31	4/2/2012	NE	29.30	NA	NA	NA	404.01		*
3Q12	433.31	7/3/2012	NE	29.35	NA	NA	NA	403.96		*
4Q12	433.31	10/2/2012	NE	31.51	NA	NA	NA	401.80		*
1Q13	433.31	1/7/2013	NE	32.60	NA	NA	NA	400.71		
P-116										
2Q10	436.45	4/1/2010	NE	31.05	NA	NA	NA	405.40	399.01 - 379.01 (37.44 - 57.44)	*
3Q10	436.45	7/1/2010	NE	28.82	NA	NA	NA	407.63		*
4Q10	436.45	11/11/2010	NE	28.76	NA	NA	NA	407.69		*
1Q11	436.45	1/13/2011	NE	31.35	NA	NA	NA	405.10		*
2Q11	436.45	4/25/2011	NE	30.76	NA	NA	NA	405.69		*
3Q11	436.45	7/5/2011	NE	27.41	NA	NA	NA	409.04		*
	436.45	9/19/2011	NE	28.52	NA	NA	NA	407.93		*
4Q11	436.45	10/5/2011	NE	28.96	NA	NA	NA	407.49		*
1Q12	436.45	1/3/2012	NE	31.35	NA	NA	NA	405.10		*
2Q12	436.45	4/2/2012	NE	32.72	NA	NA	NA	403.73		*
3Q12	436.45	7/3/2012	NE	32.80	NA	NA	NA	403.65		*
4Q12	436.45	10/2/2012	NE	34.97	NA	NA	NA	401.48		*
1Q13	436.45	1/7/2013	NE	36.10	NA	NA	NA	400.35		*
P-117										
2Q10	432.67	4/1/2010	NE	27.19	NA	NA	NA	405.48	399.74 - 379.74 (32.93 - 52.93)	*
3Q10	432.67	7/1/2010	NE	24.91	NA	NA	NA	407.76		*
4Q10	432.67	11/11/2010	NE	24.11	NA	NA	NA	408.56		*
1Q11	432.67	1/13/2011	NE	27.62	NA	NA	NA	405.05		*
2Q11	432.67	4/25/2011	NE	26.96	NA	NA	NA	405.71		*
3Q11	432.67	7/5/2011	NE	23.54	NA	NA	NA	409.13		*
	432.67	9/19/2011	NE	24.71	NA	NA	NA	407.96		*
4Q11	432.67	10/5/2011	NE	25.16	NA	NA	NA	407.51		*
1Q12	432.67	1/3/2012	NE	27.56	NA	NA	NA	405.11		*
2Q12	432.67	4/2/2012	NE	29.00	NA	NA	NA	403.67		*
3Q12	432.67	7/3/2012	NE	29.00	NA	NA	NA	403.67		*
4Q12	432.67	10/2/2012	NE	31.19	NA	NA	NA	401.48		*
1Q13	432.67	1/7/2013	NE	32.45	NA	NA	NA	400.22		*

TABLE 1
CUMULATIVE GROUNDWATER MONITORING WELL GAUGING RESULTS

WELL ID	TOP OF CASING (elev.[1])	DATE GAUGED	DEPTH TO PRODUCT (ft btoc)	DEPTH TO WATER (ft btoc)	WATER-PRODUCT INTERFACE (elev.[1])	PRODUCT (elev.[1])	PRODUCT THICKNESS (ft)	CORRECTED WATER LEVEL[2] (elev.[1])	SCREENED INTERVAL (elev.[1]) (ft btoc)	COMMENTS
P-118										
2Q10	431.32	4/1/2010	NE	25.81	NA	NA	NA	405.51	400.20 - 384.27 (31.12 - 47.05)	*
3Q10	431.32	7/1/2010	NE	23.27	NA	NA	NA	408.05		*
4Q10	431.32	10/1/2010	NE	23.80	NA	NA	NA	407.52		*
1Q11	431.32	1/13/2011	NE	26.95	NA	NA	NA	404.37		*
2Q11	431.32	4/1/2011	NE	25.75	NA	NA	NA	405.57		*
3Q11	431.32	7/5/2011	NE	22.11	NA	NA	NA	409.21		*
	431.32	9/19/2011	NE	23.78	NA	NA	NA	407.54		*
4Q11	431.32	10/5/2011	NE	34.28	NA	NA	NA	397.04		
1Q12	431.32	1/3/2012	NE	26.78	NA	NA	NA	404.54		*
2Q12	431.32	4/2/2012	NE	28.13	NA	NA	NA	403.19		*
3Q12	431.32	7/3/2012	NE	28.12	NA	NA	NA	403.20		*
4Q12	431.32	10/2/2012	NE	30.40	NA	NA	NA	400.92		*
1Q13	431.32	1/7/2013	NE	31.60	NA	NA	NA	399.72		
P-119										
2Q10	431.92	4/1/2010	NE	26.49	NA	NA	NA	405.43	401.25 - 385.32 (30.67 - 46.60)	*
3Q10	431.92	7/1/2010	NE	24.71	NA	NA	NA	407.21		*
4Q10	431.92	11/11/2010	NE	24.93	NA	NA	NA	406.99		*
1Q11	431.92	1/13/2011	NE	25.64	NA	NA	NA	406.28		*
2Q11	431.92	4/25/2011	NE	25.77	NA	NA	NA	406.15		*
3Q11	431.92	7/5/2011	NE	23.06	NA	NA	NA	408.86		*
	431.92	9/19/2011	NE	23.40	NA	NA	NA	408.52		*
4Q11	431.92	10/5/2011	NE	23.70	NA	NA	NA	408.22		*
1Q12	431.92	1/3/2012	NE	29.80	NA	NA	NA	402.12		*
2Q12	431.92	4/2/2012	NE	27.21	NA	NA	NA	404.71		*
3Q12	431.92	7/3/2012	NE	27.40	NA	NA	NA	404.52		*
4Q12	431.92	10/2/2012	NE	29.45	NA	NA	NA	402.47		*
1Q13	431.92	1/7/2013	NE	30.46	NA	NA	NA	401.46		*
P-120										
2Q10	432.78	4/1/2010	NE	26.60	NA	NA	NA	406.18	401.40 - 385.47 (31.38 - 47.31)	*
3Q10	432.78	7/1/2010	NE	24.53	NA	NA	NA	408.25		*
4Q10	432.78	10/1/2010	NE	24.13	NA	NA	NA	408.65		*
1Q11	432.78	1/13/2011	NE	26.14	NA	NA	NA	406.64		*
2Q11	432.78	4/1/2011	NE	25.82	NA	NA	NA	406.96		*
3Q11	432.78	7/5/2011	NE	22.85	NA	NA	NA	409.93		*
	432.78	9/19/2011	NE	23.82	NA	NA	NA	408.96		*
4Q11	432.78	10/5/2011	NE	24.15	NA	NA	NA	408.63		*
1Q12	432.78	1/3/2012	NE	26.22	NA	NA	NA	406.56		*
2Q12	432.78	4/4/2012	NE	27.58	NA	NA	NA	405.20		*
3Q12	432.78	7/3/2012	NE	27.84	NA	NA	NA	404.94		*
4Q12	432.78	10/2/2012	NE	29.90	NA	NA	NA	402.88		*
1Q13	432.78	1/7/2013	NE	31.00	NA	NA	NA	401.78		*
P-129										
2Q10	432.46	4/1/2010	NE	27.11	NA	NA	NA	405.35	400.49 - 384.56 (31.97 - 47.90)	*
3Q10	432.46	7/1/2010	NE	23.82	NA	NA	NA	408.64		*
4Q10	432.46	10/1/2010	NE	25.46	NA	NA	NA	407.00		*
1Q11	432.46	1/1/2011	NE	29.82	NA	NA	NA	402.64		*
2Q11	432.46	4/1/2011	NE	26.85	NA	NA	NA	405.61		*
3Q11	432.46	7/5/2011	NE	22.74	NA	NA	NA	409.72		*
4Q11	432.46	10/5/2011	NE	26.57	NA	NA	NA	405.89		*
1Q12	432.46	1/5/2012	NE	29.31	NA	NA	NA	403.15		*
2Q12	432.46	4/2/2012	NE	30.31	NA	NA	NA	402.15		*
3Q12	432.46	7/3/2012	NE	30.33	NA	NA	NA	402.13		*
4Q12	432.46	10/2/2012	NE	32.84	NA	NA	NA	399.62		
1Q13	432.46	1/7/2013	NE	34.12	NA	NA	NA	398.34		
GP-9-PZ										
4Q10	442.41	11/11/2010	NE	37.38	NA	NA	NA	405.03	404.81 - 394.81 (37.60 - 47.60)	*
1Q11	442.41	1/14/2011	NE	37.53	NA	NA	NA	404.88		*
2Q11	442.41	4/25/2011	NE	38.85	NA	NA	NA	403.56		
3Q11	442.41	7/5/2011	NE	NM	NA	NA	NA	NA		
	442.41	9/19/2011	NE	35.44	NA	NA	NA	406.97		*
4Q11	442.41	10/6/2011	NE	36.65	NA	NA	NA	405.76		*
1Q12	442.41	1/4/2012	NE	38.13	NA	NA	NA	404.28		
2Q12	442.41	4/3/2012	NE	39.51	NA	NA	NA	402.90		
3Q12	442.41	7/5/2012	NE	39.62	NA	NA	NA	402.79		
4Q12	442.41	10/2/2012	NE	41.32	NA	NA	NA	401.09		
1Q13	442.41	1/4/2013	NE	42.21	NA	NA	NA	400.20		
ROST-3-MW (ROST-3-PZ)										
4Q10	442.29	11/12/2010	NE	36.60	NA	NA	NA	405.69	402.29 - 392.29 (40.00 - 50.00)	*
1Q11	442.29	1/13/2011	NE	37.29	NA	NA	NA	405.00		*
2Q11	442.29	4/25/2011	NE	38.21	NA	NA	NA	404.08		*
3Q11	442.29	7/5/2011	NE	35.83	NA	NA	NA	406.46		*
	442.29	9/19/2011	NE	34.89	NA	NA	NA	407.40		*
4Q11	442.29	10/5/2011	NE	35.18	NA	NA	NA	407.11		*
1Q12	442.29	1/3/2012	NE	37.33	NA	NA	NA	404.96		*
2Q12	442.29	4/2/2012	NE	38.57	NA	NA	NA	403.72		*
3Q12	442.29	7/2/2012	NE	38.84	NA	NA	NA	403.45		*
4Q12	442.29	10/1/2012	NE	40.55	NA	NA	NA	401.74		
1Q13	442.29	1/2/2013	NE	41.50	NA	NA	NA	400.79	404.48 - 394.48 (38.18-48.18)	Replaced ROST-3-PZ during 4Q12 with 2" well

TABLE 1
CUMULATIVE GROUNDWATER MONITORING WELL GAUGING RESULTS

WELL ID	TOP OF CASING (elev.[1])	DATE GAUGED	DEPTH TO PRODUCT (ft btoc)	DEPTH TO WATER (ft btoc)	WATER-PRODUCT INTERFACE (elev.[1])	PRODUCT (elev.[1])	PRODUCT THICKNESS (ft)	CORRECTED WATER LEVEL[2] (elev.[1])	SCREENED INTERVAL (elev.[1]) (ft btoc)	COMMENTS
ROST-4-PZ										
4Q10	442.27	11/12/2010	NE	36.48	NA	NA	NA	405.79	Unknown	3/4" Piezometer
1Q11	442.27	1/13/2011	NE	36.97	NA	NA	NA	405.30		3/4" Piezometer
2Q11	442.13	4/25/2011	NE	37.69	NA	NA	NA	404.44	407.20 - 397.20 (34.93 - 44.93)	2" Well Installed
3Q11	442.13	7/5/2011	NE	35.85	NA	NA	NA	406.28		
1Q12	442.13	1/3/2012	NE	36.62	NA	NA	NA	405.51		
2Q12	442.13	4/2/2012	37.81	37.84	404.29	404.32	0.03	404.31		
3Q12	442.13	7/2/2012	NE	38.24	NA	NA	NA	403.89		
4Q12	442.13	10/1/2012	NE	39.52	NA	NA	NA	402.61		
1Q13	442.13	1/2/2013	NE	40.52	NA	NA	NA	401.61		
ROST-4-PZ(A)										
2Q11	442.11	4/25/2011	NE	37.18	NA	NA	NA	404.93	407.34 - 397.34 (34.77 - 44.77)	
3Q11	442.11	7/5/2011	NE	35.21	NA	NA	NA	406.90		
1Q12	442.11	1/3/2012	NE	35.92	NA	NA	NA	406.19		
2Q12	442.11	4/2/2012	NE	37.17	NA	NA	NA	404.94		
3Q12	442.11	7/2/2012	NE	38.64	NA	NA	NA	403.47		
4Q12	442.11	10/1/2012	NE	38.95	NA	NA	NA	403.16		
1Q13	442.11	1/2/2013	NE	40.60	NA	NA	NA	401.51		
ROST-4-PZ(B)										
2Q11	442.38	4/25/2011	NE	37.80	NA	NA	NA	404.58	407.33 - 397.33 (35.05 - 45.05)	
3Q11	442.38	7/5/2011	NE	35.93	NA	NA	NA	406.45		
1Q12	442.38	1/3/2012	NE	36.65	NA	NA	NA	405.73		
2Q12	442.38	4/2/2012	NE	37.87	NA	NA	NA	404.51		
3Q12	442.38	7/2/2012	NE	38.28	NA	NA	NA	404.10		
4Q12	442.38	10/1/2012	NE	39.62	NA	NA	NA	402.76		
1Q13	442.38	1/2/2013	NE	40.61	NA	NA	NA	401.77		
ROST-4-PZ(C)										
2Q11	442.66	4/25/2011	NE	38.52	NA	NA	NA	404.14	407.71 - 397.71 (34.95 - 44.95)	
3Q11	442.66	7/5/2011	NE	36.62	NA	NA	NA	406.04		
1Q12	442.66	1/3/2012	NE	37.40	NA	NA	NA	405.26		
2Q12	442.66	4/2/2012	NE	38.62	NA	NA	NA	404.04		
3Q12	442.66	7/2/2012	NE	39.09	NA	NA	NA	403.57		
4Q12	442.66	10/1/2012	NE	40.43	NA	NA	NA	402.23		
1Q13	442.66	1/2/2013	NE	41.42	NA	NA	NA	401.24		
ROST-4-PZ(D)										
2Q11	442.98	4/25/2011	NE	38.41	NA	NA	NA	404.57	408.01 - 398.01 (34.97 - 44.97)	
3Q11	442.98	7/5/2011	NE	36.58	NA	NA	NA	406.40		
1Q12	442.98	1/3/2012	37.23	37.68	405.30	405.75	0.45	405.66		
2Q12	442.98	4/2/2012	38.57	38.59	404.39	404.41	0.02	404.41		
3Q12	442.98	7/2/2012	NE	39.99	NA	NA	NA	402.99		sheen; lock not tight
4Q12	442.98	10/1/2012	NE	NE	NA	NA	NA	NA		Well dry; Integrity Suspect
1Q13	442.98	1/2/2013	NE	NE	NA	NA	NA	NA		Well dry
ROST-4-PZ(E)										
2Q11	441.96	4/25/2011	NE	37.63	NA	NA	NA	404.33	407.21 - 397.21 (34.75 - 44.75)	
3Q11	441.96	7/5/2011	NE	35.81	NA	NA	NA	406.15		
1Q12	441.96	1/3/2012	36.48	36.92	405.04	405.48	0.44	405.39		
2Q12	441.96	4/2/2012	37.72	38.11	403.85	404.24	0.39	404.16		
3Q12	441.96	7/2/2012	38.13	38.19	403.77	403.83	0.06	403.82		
4Q12	441.96	10/1/2012	39.28	39.31	402.65	402.68	0.03	402.67		
1Q13	441.96	1/2/2013	NE	40.02	NA	NA	NA	401.94		
ROST-4-PZ(F)										
2Q11	442.12	4/25/2011	NE	37.87	NA	NA	NA	404.25	407.59 - 397.59 (34.53 - 44.53)	
3Q11	442.12	7/5/2011	NE	35.99	NA	NA	NA	406.13		
1Q12	442.12	1/3/2012	NE	36.83	NA	NA	NA	405.29		
2Q12	442.12	4/2/2012	NE	37.96	NA	NA	NA	404.16		
3Q12	442.12	7/2/2012	NE	38.29	NA	NA	NA	403.83		
4Q12	442.12	10/1/2012	NE	39.46	NA	NA	NA	402.66		
1Q13	442.12	1/2/2013	NE	40.30	NA	NA	NA	401.82		
ROST-4-PZ(G)										
2Q11	442.13	4/25/2011	NE	38.08	NA	NA	NA	404.05	407.85 - 397.85 (34.28 - 44.28)	
3Q11	442.13	7/5/2011	NE	35.76	NA	NA	NA	406.37		
1Q12	442.13	1/3/2012	NE	37.44	NA	NA	NA	404.69		
2Q12	442.13	4/2/2012	NE	38.61	NA	NA	NA	403.52		
3Q12	442.13	7/2/2012	NE	38.79	NA	NA	NA	403.34		
4Q12	442.13	10/1/2012	NE	40.54	NA	NA	NA	401.59		
1Q13	442.13	1/2/2013	NE	41.49	NA	NA	NA	400.64		
ROST-5-PZ	***(PERCHED WELL)***									
4Q10	442.22	11/12/2010	NE	NE	NA	NA	NA	NA	429.02 - 419.02 (13.20 - 23.20)	Well Dry
1Q11	442.22	1/13/2011	NE	NE	NA	NA	NA	NA		Well Dry
2Q11	442.22	4/25/2011	NE	NE	NA	NA	NA	NA		Well Dry
3Q11	442.22	7/5/2011	NE	NE	NA	NA	NA	NA		Well Dry
	442.22	9/19/2011	NE	NE	NA	NA	NA	NA		Well Dry
4Q11	442.22	10/5/2011	NE	NE	NA	NA	NA	NA		Well Dry
1Q12	442.22	1/3/2012	NE	NE	NA	NA	NA	NA		Well Dry
2Q12	442.22	4/2/2012	NE	NE	NA	NA	NA	NA		Well Dry
3Q12	442.22	7/2/2012	NE	NE	NA	NA	NA	NA		Well Dry
4Q12	442.22	10/1/2012	NE	NE	NA	NA	NA	NA		Well Dry
1Q13	442.22	1/2/2013	NE	NE	NA	NA	NA	NA		Well Dry

TABLE 1
CUMULATIVE GROUNDWATER MONITORING WELL GAUGING RESULTS

WELL ID	TOP OF CASING (elev.[1])	DATE GAUGED	DEPTH TO PRODUCT (ft btoc)	DEPTH TO WATER (ft btoc)	WATER-PRODUCT INTERFACE (elev.[1])	PRODUCT (elev.[1])	PRODUCT THICKNESS (ft)	CORRECTED WATER LEVEL[2] (elev.[1])	SCREENED INTERVAL (elev.[1]) (ft btoc)	COMMENTS
ROST-7-PZ	***(PERCHED WELL)***									
4Q10	442.19	11/12/2010	NE	22.93	NA	NA	NA	419.26	422.19 - 412.19 (20.00 - 30.00)	
1Q11	442.19	1/13/2011	NE	23.74	NA	NA	NA	418.45		
2Q11	442.19	4/25/2011	NE	23.72	NA	NA	NA	418.47		
3Q11	442.19	7/5/2011	NE	22.05	NA	NA	NA	420.14		
	442.19	9/19/2011	NE	22.63	NA	NA	NA	419.56		
4Q11	442.19	10/5/2011	NE	22.52	NA	NA	NA	419.67		
1Q12	442.19	1/3/2012	NE	23.64	NA	NA	NA	418.55		
2Q12	442.19	4/2/2012	NE	24.08	NA	NA	NA	418.11		
3Q12	442.19	7/2/2012	NE	23.33	NA	NA	NA	418.86		
4Q12	442.19	10/1/2012	NE	23.86	NA	NA	NA	418.33		
1Q13	442.19	1/3/2013	NM	NM	NA	NA	NA	NA		Well inaccessible
ROST-10-PZ	***(PERCHED WELL)***									
4Q10	444.51	11/12/2010	NE	NE	NA	NA	NA	NA	434.51 - 424.51 (10.00 - 20.00)	Well Dry
1Q11	444.51	1/13/2011	NE	NE	NA	NA	NA	NA		Well Dry
2Q11	444.51	4/25/2011	NE	NE	NA	NA	NA	NA		Well Dry
3Q11	444.51	7/5/2011	NE	19.67	NA	NA	NA	424.84		
	444.51	9/19/2011	NE	19.88	NA	NA	NA	424.63		
4Q11	444.51	10/5/2011	NE	NE	NA	NA	NA	NA		Well Dry
1Q12	444.51	1/3/2012	NE	NE	NA	NA	NA	NA		Well Dry
2Q12	444.51	4/2/2012	NE	NE	NA	NA	NA	NA		Well Dry
3Q12	444.51	7/2/2012	NE	NE	NA	NA	NA	NA		Well Dry
4Q12	444.51	10/1/2012	NE	NE	NA	NA	NA	NA		Well Dry
1Q13	444.51	1/3/2013	NE	NE	NA	NA	NA	NA		Well Dry
ROST-21-PZ	***(PERCHED WELL)***									
4Q10	443.72	11/12/2010	NE	19.30	NA	NA	NA	424.42	433.72 - 423.72 (10.00 - 20.00)	
1Q11	443.72	1/13/2011	NE	19.59	NA	NA	NA	424.13		
2Q11	443.72	4/25/2011	NE	19.04	NA	NA	NA	424.68		
3Q11	443.72	7/5/2011	NE	18.37	NA	NA	NA	425.35		
	443.72	9/19/2011	NE	19.26	NA	NA	NA	424.46		
4Q11	443.72	10/5/2011	NE	NE	NA	NA	NA	NA		Well Dry
1Q12	443.72	1/3/2012	NE	19.81	NA	NA	NA	423.91		
2Q12	443.72	4/2/2012	NE	NE	NA	NA	NA	NA		Well Dry
3Q12	443.72	7/2/2012	NE	19.34	NA	NA	NA	424.38		
4Q12	443.72	10/1/2012	NE	NE	NA	NA	NA	NA		Well Dry
1Q13	443.72	1/3/2013	NE	NE	NA	NA	NA	NA		Well Dry
S-1										
2Q10	443.79	4/1/2010	39.38	44.32	399.47	404.41	4.94	403.42	Unknown	Product confirmed on interface probe.
3Q10	443.79	7/1/2010	38.27	43.29	400.50	405.52	5.02	404.52		Product confirmed on interface probe.
4Q10	443.79	11/11/2010	36.96	41.91	401.88	406.83	4.95	405.84		
1Q11	443.79	1/13/2011	36.41	41.33	402.46	407.38	4.92	406.40		
2Q11	443.79	4/25/2011	38.70	38.73	405.06	405.09	0.03	405.08		
3Q11	443.79	7/5/2011	36.50	36.54	407.25	407.29	0.04	407.28		
	443.79	9/19/2011	NE	36.42	NA	NA	NA	407.37		
4Q11	443.79	10/6/2011	NE	36.68	NA	NA	NA	407.11		
1Q12	443.79	1/3/2012	NE	38.36	NA	NA	NA	405.43		
2Q12	443.79	4/3/2012	NE	39.83	NA	NA	NA	403.96		
3Q12	443.79	7/3/2012	NE	40.38	NA	NA	NA	403.41		
4Q12	443.79	10/1/2012	NE	41.93	NA	NA	NA	401.86		
1Q13	443.79	1/4/2013	NE	43.35	NA	NA	NA	400.44		
T-1										
2Q10	444.55	4/1/2010	NE	45.51	NA	NA	NA	399.04	396.92 - 373.00 (47.63 - 71.55)	
3Q10	444.55	7/1/2010	NM	NM	NA	NA	NA	NA		Area flooded, unable to access.
4Q10	444.55	11/11/2010	NE	39.08	NA	NA	NA	406.32		*
1Q11	444.55	1/13/2011	NE	41.02	NA	NA	NA	403.53		*
2Q11	444.55	4/25/2011	NE	46.65	NA	NA	NA	397.90		
3Q11	444.55	7/5/2011	NE	35.99	NA	NA	NA	408.56		*
	444.55	9/19/2011	NE	51.50	NA	NA	NA	393.05		
4Q11	444.55	10/6/2011	NE	50.83	NA	NA	NA	393.72		
1Q12	445.40	1/3/2012	NE	NM	NA	NA	NA	NA	398.40 - 388.40 (43.91 - 53.91)	Well Could Not Be Opened
2Q12	445.40	4/2/2012	NE	40.09	NA	NA	NA	405.31		*
3Q12	445.40	7/2/2012	NE	41.19	NA	NA	NA	404.21		*
4Q12	445.40	10/1/2012	NE	42.90	NA	NA	NA	402.50		*
1Q13	445.40	1/3/2013	NE	44.17	NA	NA	NA	401.23		*
T-2										
2Q10	443.13	4/1/2010	NE	40.35	NA	NA	NA	402.78	392.63 - 372.48 (50.50 - 70.65)	*
3Q10	443.13	7/1/2010	NE	39.16	NA	NA	NA	403.97		*
4Q10	443.13	11/11/2010	NE	37.51	NA	NA	NA	405.62		*
1Q11	443.13	1/13/2011	NE	36.97	NA	NA	NA	406.16		*
2Q11	443.13	4/25/2011	NE	38.03	NA	NA	NA	405.10		*
3Q11	443.13	7/5/2011	NE	35.89	NA	NA	NA	407.24		*
	443.13	9/19/2011	NE	35.80	NA	NA	NA	407.33		*
4Q11	443.13	10/6/2011	NE	35.97	NA	NA	NA	407.16		*
1Q12	443.13	1/3/2012	NE	34.44	NA	NA	NA	408.69		*
2Q12	443.13	4/2/2012	NE	38.68	NA	NA	NA	404.45		*
3Q12	443.13	7/2/2012	NE	39.15	NA	NA	NA	403.98		*
4Q12	443.13	10/1/2012	NE	41.11	NA	NA	NA	402.02		*
1Q13	443.13	1/3/2013	NE	43.39	NA	NA	NA	399.74		*

TABLE 1
CUMULATIVE GROUNDWATER MONITORING WELL GAUGING RESULTS

WELL ID	TOP OF CASING (elev.[1])	DATE GAUGED	DEPTH TO PRODUCT (ft btoc)	DEPTH TO WATER (ft btoc)	WATER-PRODUCT INTERFACE (elev.[1])	PRODUCT (elev.[1])	PRODUCT THICKNESS (ft)	CORRECTED WATER LEVEL[2] (elev.[1])	SCREENED INTERVAL (elev.[1]) (ft btoc)	COMMENTS
T-3										
2Q10	450.91	4/1/2010	NE	48.84	NA	NA	NA	402.07	403.65 - 388.65 (47.26 - 62.26)	
3Q10	450.91	7/1/2010	NE	48.07	NA	NA	NA	402.84		
4Q10	450.91	10/1/2010	NE	45.66	NA	NA	NA	405.25		*
1Q11	450.91	1/13/2011	NE	44.64	NA	NA	NA	406.27		*
2Q11	450.91	4/1/2011	NE	46.50	NA	NA	NA	404.41		*
3Q11	450.91	7/5/2011	NE	43.85	NA	NA	NA	407.06		*
	450.91	9/19/2011	NE	44.60	NA	NA	NA	406.31		*
4Q11	450.91	10/6/2011	NE	45.68	NA	NA	NA	405.23		*
1Q12	450.91	1/4/2012	NE	45.83	NA	NA	NA	405.08		*
2Q12	450.91	4/2/2012	NE	47.09	NA	NA	NA	403.82		*
3Q12	450.91	7/2/2012	NE	48.00	NA	NA	NA	402.91		
4Q12	450.91	10/1/2012	NE	50.04	NA	NA	NA	400.87		
1Q13	450.91	1/4/2013	NE	51.55	NA	NA	NA	399.36		
T-4										
2Q10	447.95	4/1/2010	NE	46.44	NA	NA	NA	401.51	398.24 - 383.24 (49.71 - 64.71)	*
3Q10	447.95	7/1/2010	NE	45.22	NA	NA	NA	402.73		*
4Q10	447.95	10/1/2010	NE	42.99	NA	NA	NA	404.96		*
1Q11	447.95	1/13/2011	NE	41.38	NA	NA	NA	406.57		*
2Q11	447.95	4/1/2011	NE	42.23	NA	NA	NA	405.72		*
3Q11	447.95	7/5/2011	NE	39.83	NA	NA	NA	408.12		*
	447.95	9/19/2011	NE	41.97	NA	NA	NA	405.98		*
4Q11	447.95	10/6/2011	NE	42.04	NA	NA	NA	405.91		*
1Q12	447.95	1/3/2012	NE	43.35	NA	NA	NA	404.60		*
2Q12	447.95	4/3/2012	NE	45.47	NA	NA	NA	402.48		*
3Q12	447.95	7/3/2012	NE	46.57	NA	NA	NA	401.38		*
4Q12	447.95	10/1/2012	NE	46.78	NA	NA	NA	401.17		*
1Q13	447.95	1/4/2013	NE	48.60	NA	NA	NA	399.35		*
T-5										
2Q10	443.46	4/1/2010	NE	39.28	NA	NA	NA	404.18	395.13 - 378.58 (48.33 - 64.88)	*
3Q10	443.46	7/1/2010	NM	NM	NA	NA	NA	NA		Tank yard flooded, unable to access.
4Q10	443.46	10/1/2010	NE	36.59	NA	NA	NA	406.87		*
1Q11	443.46	1/1/2011	NE	36.09	NA	NA	NA	407.37		*
2Q11	443.46	4/1/2011	NE	37.30	NA	NA	NA	406.16		*
3Q11	443.46	7/5/2011	NE	35.28	NA	NA	NA	408.18		*
4Q11	443.46	10/6/2011	NE	35.84	NA	NA	NA	407.62		*
1Q12	443.46	1/3/2012	NE	37.31	NA	NA	NA	406.15		*
2Q12	443.46	4/3/2012	NE	38.87	NA	NA	NA	404.59		*
3Q12	443.46	7/6/2012	NE	39.81	NA	NA	NA	403.65		*
4Q12	443.46	10/1/2012	NE	41.08	NA	NA	NA	402.38		*
1Q13	443.46	1/4/2013	NE	42.57	NA	NA	NA	400.89		*
T-6										
2Q10	446.55	4/1/2010	NE	42.83	NA	NA	NA	403.72	394.79 - 380.54 (51.76 - 66.01)	*
3Q10	446.55	7/1/2010	NE	41.74	NA	NA	NA	404.81		*
4Q10	446.55	11/12/2010	NE	40.77	NA	NA	NA	405.78		*
1Q11	446.55	1/13/2011	NE	41.07	NA	NA	NA	405.48		*
2Q11	446.55	4/25/2011	NE	42.01	NA	NA	NA	404.54		*
3Q11	446.55	7/5/2011	NE	39.58	NA	NA	NA	406.97		*
	446.55	9/19/2011	NE	38.95	NA	NA	NA	407.60		*
4Q11	446.55	10/6/2011	NE	39.26	NA	NA	NA	407.29		*
1Q12	446.55	1/4/2012	NE	41.46	NA	NA	NA	405.09		*
2Q12	446.55	4/3/2012	NE	42.88	NA	NA	NA	403.67		*
3Q12	446.55	7/5/2012	NE	43.06	NA	NA	NA	403.49		*
4Q12	446.55	10/2/2012	NE	44.86	NA	NA	NA	401.69		*
1Q13	446.55	1/4/2013	NE	45.84	NA	NA	NA	400.71		*
T-7										
2Q10	444.01	4/1/2010	38.74	38.89	405.12	405.27	0.15	405.24	395.29 - 380.29 (48.72 - 63.72)	*Product confirmed on interface probe.
3Q10	444.01	7/1/2010	37.21	37.37	406.64	406.80	0.16	406.77		*Product confirmed on interface probe.
4Q10	444.01	10/1/2010	36.24	36.40	407.61	407.77	0.16	407.74		*Product confirmed on interface probe.
1Q11	444.01	1/13/2011	36.74	36.87	407.14	407.27	0.13	407.24		*
2Q11	444.01	4/1/2011	37.20	37.25	406.76	406.81	0.05	406.80		*
3Q11	444.01	7/5/2011	35.08	35.16	408.85	408.93	0.08	408.91		*
	444.01	9/19/2011	35.14	35.19	408.82	408.87	0.05	408.86		*
4Q11	444.01	10/5/2011	35.36	35.43	408.58	408.65	0.07	408.64		*
1Q12	444.01	1/4/2012	37.05	37.08	406.93	406.96	0.03	406.95		*
2Q12	444.01	4/3/2012	38.45	38.45	405.56	405.56	0.00	405.56		*
3Q12	444.01	7/2/2012	38.90	38.96	405.05	405.11	0.06	405.10		*
4Q12	444.01	10/2/2012	40.80	40.83	403.18	403.21	0.03	403.20		*
1Q13	444.01	1/2/2013	41.66	41.67	402.34	402.35	0.01	402.35		*
T-12										
2Q10	444.69	4/1/2010	NE	41.59	NA	NA	NA	403.10	398.23 - 372.23 (46.46 - 72.46)	*
3Q10	444.69	7/1/2010	NE	41.21	NA	NA	NA	403.48		*
4Q10	444.69	11/12/2010	NE	40.35	NA	NA	NA	404.34		*
1Q11	444.69	1/13/2011	NE	40.30	NA	NA	NA	404.39		*
2Q11	444.69	4/25/2011	NE	41.40	NA	NA	NA	403.29		*
3Q11	444.69	7/5/2011	NE	39.07	NA	NA	NA	405.62		*
	444.69	9/19/2011	NE	38.06	NA	NA	NA	406.63		*
4Q11	444.69	10/6/2011	NE	38.23	NA	NA	NA	406.46		*
1Q12	444.69	1/4/2012	NE	40.64	NA	NA	NA	404.05		*
2Q12	444.69	4/3/2012	NE	42.06	NA	NA	NA	402.63		*
3Q12	444.69	7/5/2012	NE	42.05	NA	NA	NA	402.64		*
4Q12	444.69	10/2/2012	NE	43.86	NA	NA	NA	400.83		*
1Q13	444.69	1/4/2013	NE	44.65	NA	NA	NA	400.04		*

TABLE 1
CUMULATIVE GROUNDWATER MONITORING WELL GAUGING RESULTS

WELL ID	TOP OF CASING (elev.[1])	DATE GAUGED	DEPTH TO PRODUCT (ft btoc)	DEPTH TO WATER (ft btoc)	WATER-PRODUCT INTERFACE (elev.[1])	PRODUCT (elev.[1])	PRODUCT THICKNESS (ft)	CORRECTED WATER LEVEL[2] (elev.[1])	SCREENED INTERVAL (elev.[1]) (ft btoc)	COMMENTS
T-13										
2Q10	443.46	4/1/2010	NE	40.02	NA	NA	NA	403.44	396.46 - 370.46 (47.00 - 73.00)	*
3Q10	443.46	7/1/2010	NE	38.72	NA	NA	NA	404.74		*
4Q10	443.46	11/11/2010	NE	37.37	NA	NA	NA	406.09		*
1Q11	443.46	1/13/2011	NE	37.57	NA	NA	NA	405.89		*
2Q11	443.46	4/25/2011	NE	38.25	NA	NA	NA	405.21		*
3Q11	443.46	7/5/2011	NE	NM	NA	NA	NA	NA		
	443.46	9/19/2011	NE	37.54	NA	NA	NA	405.92		*
4Q11	443.46	10/5/2011	NE	35.78	NA	NA	NA	407.68		*
1Q12	443.46	1/3/2012	NE	37.42	NA	NA	NA	406.04		*
2Q12	443.46	4/2/2012	NE	38.69	NA	NA	NA	404.77		*
3Q12	443.46	7/2/2012	NE	39.09	NA	NA	NA	404.37		*
4Q12	443.46	10/2/2012	NE	40.81	NA	NA	NA	402.65		*
1Q13	443.46	1/2/2013	NE	41.96	NA	NA	NA	401.50		*
T-15										
2Q10	445.03	4/1/2010	NE	42.39	NA	NA	NA	402.64	396.99 - 370.99 (48.04 - 74.04)	*
3Q10	445.03	7/1/2010	NE	41.07	NA	NA	NA	403.96		*
4Q10	445.03	10/1/2010	NE	39.31	NA	NA	NA	405.72		*
1Q11	445.03	1/13/2011	NE	38.39	NA	NA	NA	406.64		*
2Q11	445.03	4/1/2011	NE	39.55	NA	NA	NA	405.48		*
3Q11	445.03	7/5/2011	NE	37.35	NA	NA	NA	407.68		*
	445.03	9/19/2011	NE	37.59	NA	NA	NA	407.44		*
4Q11	445.03	10/6/2011	NE	37.79	NA	NA	NA	407.24		*
1Q12	445.03	1/3/2012	NE	38.97	NA	NA	NA	406.06		*
2Q12	445.03	4/2/2012	NE	40.28	NA	NA	NA	404.75		*
3Q12	445.03	7/2/2012	NE	40.90	NA	NA	NA	404.13		*
4Q12	445.03	10/1/2012	NE	42.81	NA	NA	NA	402.22		*
1Q13	445.03	1/3/2013	NE	44.24	NA	NA	NA	400.79		*
T-17										
2Q10	445.90	4/1/2010	NE	41.12	NA	NA	NA	404.78	401.80 - 375.80 (44.10 - 70.10)	*
3Q10	445.90	7/1/2010	NE	39.60	NA	NA	NA	406.30		*
4Q10	445.90	10/1/2010	NE	38.11	NA	NA	NA	407.79		*
1Q11	445.90	1/13/2011	NE	37.11	NA	NA	NA	408.79		*
2Q11	445.90	4/1/2011	NE	37.30	NA	NA	NA	408.60		*
3Q11	445.90	7/5/2011	NE	35.17	NA	NA	NA	410.73		*
	445.90	9/19/2011	NE	35.90	NA	NA	NA	410.00		*
4Q11	445.90	10/6/2011	NE	36.23	NA	NA	NA	409.67		*
1Q12	445.90	1/3/2012	NE	37.37	NA	NA	NA	408.53		*
2Q12	445.90	4/2/2012	NE	38.79	NA	NA	NA	407.11		*
3Q12	445.90	7/2/2012	NE	39.29	NA	NA	NA	406.61		*
4Q12	445.90	10/1/2012	NE	40.92	NA	NA	NA	404.98		*
1Q13	445.90	1/3/2013	NE	42.70	NA	NA	NA	403.20		*
T-19										
2Q10	446.71	4/1/2010	44.64	46.11	400.60	402.07	1.47	401.78	395.94 - 369.94 (50.77 - 76.77)	*Product confirmed on interface probe.
3Q10	446.71	7/1/2010	43.47	44.91	401.80	403.24	1.44	402.95		*Product confirmed on interface probe.
4Q10	446.71	10/1/2010	41.39	42.73	403.98	405.32	1.34	405.05		*Product confirmed on interface probe.
1Q11	446.71	1/13/2011	39.78	41.15	405.56	406.93	1.37	406.66		*
2Q11	446.71	4/1/2011	40.88	40.90	405.81	405.83	0.02	405.83		*
3Q11	446.71	7/5/2011	38.47	38.50	408.21	408.24	0.03	408.23		*
	446.71	9/19/2011	40.60	40.64	406.07	406.11	0.04	406.10		*
4Q11	446.71	10/6/2011	40.65	40.69	406.02	406.06	0.04	406.05		*
1Q12	446.71	1/3/2012	41.97	41.98	404.73	404.74	0.01	404.74		*
2Q12	446.71	4/3/2012	NE	44.09	NA	NA	NA	402.62		*
3Q12	446.71	7/3/2012	NE	45.36	NA	NA	NA	401.35		*
4Q12	446.71	10/1/2012	NE	45.41	NA	NA	NA	401.30		*
1Q13	446.71	1/4/2013	NE	47.44	NA	NA	NA	399.27		*
T-21										
2Q10	444.00	4/1/2010	NE	32.11	NA	NA	NA	411.89	412.04 - 386.04 (31.96 - 57.96)	
3Q10	444.00	7/1/2010	NE	30.79	NA	NA	NA	413.21		*
4Q10	444.00	10/1/2010	NE	29.65	NA	NA	NA	414.35		*
1Q11	444.00	1/13/2011	NE	29.96	NA	NA	NA	414.04		*
2Q11	444.00	4/1/2011	NE	29.83	NA	NA	NA	414.17		*
3Q11	444.00	7/5/2011	NE	28.17	NA	NA	NA	415.83		*
	444.00	9/19/2011	NE	28.24	NA	NA	NA	415.76		*
4Q11	444.00	10/5/2011	NE	28.41	NA	NA	NA	415.59		*
1Q12	444.00	1/4/2012	NE	29.56	NA	NA	NA	414.44		*
2Q12	444.00	4/3/2012	NE	30.65	NA	NA	NA	413.35		*
3Q12	444.00	7/2/2012	NE	31.14	NA	NA	NA	412.86		*
4Q12	444.00	10/2/2012	NE	32.62	NA	NA	NA	411.38		
1Q13	444.00	1/2/2013	NE	33.96	NA	NA	NA	410.04		
T-22										
2Q10	442.21	4/1/2010	NE	32.69	NA	NA	NA	409.52	410.66 - 384.96 (31.55 - 57.25)	
3Q10	442.21	7/1/2010	NE	31.11	NA	NA	NA	411.10		*
4Q10	442.21	10/1/2010	NE	30.12	NA	NA	NA	412.09		*
1Q11	442.21	1/13/2011	NE	31.04	NA	NA	NA	411.17		*
2Q11	442.21	4/1/2011	NE	30.96	NA	NA	NA	411.25		*
3Q11	442.21	7/5/2011	NE	29.00	NA	NA	NA	413.21		*
	442.21	9/19/2011	NE	29.26	NA	NA	NA	412.95		*
4Q11	442.21	10/5/2011	NE	29.51	NA	NA	NA	412.70		*
1Q12	442.21	1/4/2012	NE	30.91	NA	NA	NA	411.30		*
2Q12	442.21	4/3/2012	NE	32.34	NA	NA	NA	409.87		
3Q12	442.21	7/2/2012	NE	32.81	NA	NA	NA	409.40		
4Q12	442.21	10/2/2012	NE	34.45	NA	NA	NA	407.76		
1Q13	442.21	1/2/2013	NE	35.62	NA	NA	NA	406.59		

TABLE 1
CUMULATIVE GROUNDWATER MONITORING WELL GAUGING RESULTS

WELL ID	TOP OF CASING (elev.[1])	DATE GAUGED	DEPTH TO PRODUCT (ft btoc)	DEPTH TO WATER (ft btoc)	WATER-PRODUCT INTERFACE (elev.[1])	PRODUCT (elev.[1])	PRODUCT THICKNESS (ft)	CORRECTED WATER LEVEL[2] (elev.[1])	SCREENED INTERVAL (elev.[1]) (ft btoc)	COMMENTS
T-23										
2Q10	432.64	4/1/2010	NE	25.00	NA	NA	NA	407.64	405.41 - 379.41 (27.23 - 53.23)	*
3Q10	432.64	7/1/2010	NE	23.35	NA	NA	NA	409.29		*
4Q10	432.64	10/1/2010	NE	22.41	NA	NA	NA	410.23		*
1Q11	432.64	1/13/2011	NE	23.83	NA	NA	NA	408.81		*
2Q11	432.64	4/1/2011	NE	23.40	NA	NA	NA	409.24		*
3Q11	432.64	7/5/2011	NE	21.22	NA	NA	NA	411.42		*
	432.64	9/19/2011	NE	27.83	NA	NA	NA	404.81		
4Q11	432.64	10/5/2011	NE	22.21	NA	NA	NA	410.43		*
1Q12	432.64	1/3/2012	NE	23.75	NA	NA	NA	408.89		*
2Q12	432.64	4/2/2012	NE	25.10	NA	NA	NA	407.54		*
3Q12	432.64	7/2/2012	NE	25.60	NA	NA	NA	407.04		*
4Q12	432.64	10/2/2012	NE	27.37	NA	NA	NA	405.27		
1Q13	432.64	1/3/2013	NE	28.35	NA	NA	NA	404.29		
T-24										
2Q10	443.72	4/1/2010	41.25	41.55	402.17	402.47	0.30	402.41	402.22 - 376.57 (41.50 - 67.15)	*Product confirmed on interface probe.
3Q10	443.72	7/1/2010	40.36	40.68	403.04	403.36	0.32	403.29		*Product confirmed on interface probe.
4Q10	443.72	11/11/2010	39.07	39.38	404.34	404.65	0.31	404.59		*
1Q11	443.72	1/13/2011	38.60	38.92	404.80	405.12	0.32	405.05		*
2Q11	443.72	4/25/2011	NE	39.98	NA	NA	NA	403.74		*
3Q11	443.72	7/5/2011	NE	37.53	NA	NA	NA	406.19		*
	443.72	9/19/2011	NE	35.08	NA	NA	NA	408.64		*
4Q11	443.72	10/6/2011	NE	37.29	NA	NA	NA	406.43		*
1Q12	443.72	1/3/2012	NE	38.36	NA	NA	NA	405.36		*
2Q12	443.72	4/3/2012	NE	40.56	NA	NA	NA	403.16		*
3Q12	443.72	7/3/2012	NE	40.45	NA	NA	NA	403.27		*
4Q12	443.72	10/1/2012	42.02	44.87	398.85	401.70	2.85	401.13		
1Q13	443.72	1/7/2013	43.10	45.60	398.12	400.62	2.50	400.12		
T-28										
2Q10	444.22	4/1/2010	NE	40.94	NA	NA	NA	403.28	Unknown	
3Q10	444.22	7/1/2010	NM	NM	NA	NA	NA	NA		Area regraded; equipment staging yard; unable to locate.
4Q10	444.22	10/1/2010	NE	37.65	NA	NA	NA	406.57		
1Q11	444.22	1/13/2011	NE	36.53	NA	NA	NA	407.69		
2Q11	444.22	4/1/2011	NE	37.18	NA	NA	NA	407.04		
3Q11	444.22	7/5/2011	NE	34.89	NA	NA	NA	409.33		
	444.22	9/19/2011	NE	35.75	NA	NA	NA	408.47		
4Q11	444.22	10/6/2011	NE	35.98	NA	NA	NA	408.24		
1Q12	444.22	1/3/2012	NE	36.98	NA	NA	NA	407.24		
2Q12	444.22	4/2/2012	NE	38.68	NA	NA	NA	405.54		
3Q12	444.22	7/2/2012	NE	39.28	NA	NA	NA	404.94		*
4Q12	444.22	10/1/2012	NE	40.88	NA	NA	NA	403.34		*
1Q13	444.22	1/3/2013	NE	42.56	NA	NA	NA	401.66		*
T-38										
2Q10	445.62	4/1/2010	NE	38.35	NA	NA	NA	407.27	396.48 - 376.48 (49.14 - 69.14)	*
3Q10	445.62	7/1/2010	NE	37.00	NA	NA	NA	408.62		*
4Q10	445.62	10/1/2010	NE	35.45	NA	NA	NA	410.17		*
1Q11	445.62	1/1/2011	NE	35.38	NA	NA	NA	410.24		*
3Q11	445.62	7/5/2011	NE	NM	NA	NA	NA	NA		
4Q11	445.62	10/6/2011	NE	34.38	NA	NA	NA	411.24		*
1Q12	445.62	1/3/2012	NE	35.40	NA	NA	NA	410.22		*
2Q12	445.62	4/2/2012	NE	36.25	NA	NA	NA	409.37		*
3Q12	445.62	7/3/2012	NE	37.00	NA	NA	NA	408.62		*
4Q12	445.62	10/1/2012	NE	38.61	NA	NA	NA	407.01		*
1Q13	445.62	1/3/2013	NE	40.06	NA	NA	NA	405.56		*
T-62										
2Q10	431.73	4/1/2010	NE	25.98	NA	NA	NA	405.75	412.02 - 382.02 (19.71 - 49.71)	
3Q10	431.73	7/1/2010	NE	23.99	NA	NA	NA	407.74		
4Q10	431.73	11/11/2010	NE	23.49	NA	NA	NA	408.24		
1Q11	431.73	1/13/2011	NE	25.48	NA	NA	NA	406.25		
2Q11	431.73	4/25/2011	NE	25.33	NA	NA	NA	406.40		
3Q11	431.73	7/5/2011	NE	22.37	NA	NA	NA	409.36		
	431.73	9/19/2011	NE	23.12	NA	NA	NA	408.61		
4Q11	431.73	10/5/2011	NE	23.46	NA	NA	NA	408.27		
1Q12	431.73	1/3/2012	NE	25.62	NA	NA	NA	406.11		
2Q12	431.73	4/2/2012	NE	27.08	NA	NA	NA	404.65		
3Q12	431.73	7/3/2012	NE	27.20	NA	NA	NA	404.53		
4Q12	431.73	10/2/2012	NE	29.28	NA	NA	NA	402.45		
1Q13	431.73	1/7/2013	NE	30.39	NA	NA	NA	401.34		
T-63										
2Q10	431.24	4/1/2010	NE	25.42	NA	NA	NA	405.82	411.26 - 381.26 (19.98 - 49.98)	
3Q10	431.24	7/1/2010	NE	23.23	NA	NA	NA	408.01		
4Q10	431.24	11/11/2010	NE	23.03	NA	NA	NA	408.21		
1Q11	431.24	1/13/2011	NE	25.45	NA	NA	NA	405.79		
2Q11	431.24	4/25/2011	NE	NM	NA	NA	NA	NA		Unable to open.
3Q11	431.24	7/5/2011	NE	NM	NA	NA	NA	NA		
	431.24	9/19/2011	NE	22.88	NA	NA	NA	408.36		
4Q11	431.24	10/5/2011	NE	23.28	NA	NA	NA	407.96		
1Q12	431.24	1/3/2012	NE	25.60	NA	NA	NA	405.64		
2Q12	431.24	4/2/2012	NE	NM	NA	NA	NA	NA		
3Q12	431.24	7/3/2012	NE	27.08	NA	NA	NA	404.16		
4Q12	431.24	10/2/2012	NE	29.19	NA	NA	NA	402.05		
1Q13	431.24	1/7/2013	NE	30.45	NA	NA	NA	400.79		

TABLE 1
CUMULATIVE GROUNDWATER MONITORING WELL GAUGING RESULTS

WELL ID	TOP OF CASING (elev.[1])	DATE GAUGED	DEPTH TO PRODUCT (ft btoc)	DEPTH TO WATER (ft btoc)	WATER-PRODUCT INTERFACE (elev.[1])	PRODUCT (elev.[1])	PRODUCT THICKNESS (ft)	CORRECTED WATER LEVEL[2] (elev.[1])	SCREENED INTERVAL (elev.[1]) (ft btoc)	COMMENTS
T-64										
2Q10	428.80	4/1/2010	NE	22.91	NA	NA	NA	405.89	408.99 - 378.99 (19.81 - 49.81)	
3Q10	428.80	7/1/2010	NE	20.46	NA	NA	NA	408.34		
4Q10	428.80	11/11/2010	NE	20.76	NA	NA	NA	408.04		
1Q11	428.80	1/13/2011	NE	23.84	NA	NA	NA	404.96		
3Q11	428.80	7/5/2011	NE	19.06	NA	NA	NA	409.74		*
	428.80	9/19/2011	NE	21.86	NA	NA	NA	406.94		
4Q11	428.80	10/5/2011	NE	21.36	NA	NA	NA	407.44		
1Q12	428.80	1/3/2012	NE	23.86	NA	NA	NA	404.94		
2Q12	428.80	4/2/2012	NE	25.10	NA	NA	NA	403.70		
3Q12	428.80	7/3/2012	NE	25.24	NA	NA	NA	403.56		
4Q12	428.80	10/2/2012	NE	27.44	NA	NA	NA	401.36		
1Q13	428.80	1/7/2013	NE	28.89	NA	NA	NA	399.91		
PZ-1-101										
4Q11	445.52	10/5/2011	NE	37.83	NA	NA	NA	407.69	354.52 - 344.52 (91.00 - 101.00)	*
1Q12	445.52	1/3/2012	NE	39.73	NA	NA	NA	405.79		*
2Q12	445.52	4/4/2012	NE	41.14	NA	NA	NA	404.38		*
3Q12	445.52	7/2/2012	NE	41.28	NA	NA	NA	404.24		*
4Q12	445.52	10/1/2012	NE	42.95	NA	NA	NA	402.57		*
1Q13	445.52	1/3/2013	NE	44.21	NA	NA	NA	401.31		*
PZ-1-85										
4Q11	445.50	10/5/2011	NE	37.85	NA	NA	NA	407.65	369.70 - 359.70 (75.80 - 85.80)	*
1Q12	445.50	1/3/2012	NE	39.80	NA	NA	NA	405.70		*
2Q12	445.50	4/4/2012	NE	41.05	NA	NA	NA	404.45		*
3Q12	445.50	7/2/2012	NE	41.35	NA	NA	NA	404.15		*
4Q12	445.50	10/1/2012	NE	43.06	NA	NA	NA	402.44		*
1Q13	445.50	1/3/2013	NE	44.35	NA	NA	NA	401.15		*
PZ-2-70.5										
4Q11	443.15	10/5/2011	NE	35.74	NA	NA	NA	407.41	382.65 - 372.65 (60.50 - 70.50)	*
1Q12	443.15	1/3/2012	NE	38.14	NA	NA	NA	405.01		*
2Q12	443.15	4/4/2012	NE	39.43	NA	NA	NA	403.72		*
3Q12	443.15	7/2/2012	NE	39.57	NA	NA	NA	403.58		*
4Q12	443.15	10/1/2012	NE	41.32	NA	NA	NA	401.83		*
1Q13	443.15	1/3/2013	NE	42.40	NA	NA	NA	400.75		*
PZ-2-84										
4Q11	443.12	10/5/2011	NE	35.71	NA	NA	NA	407.41	371.12 - 359.12 (72.00 - 84.00)	*
1Q12	443.12	1/3/2012	NE	38.05	NA	NA	NA	405.07		*
2Q12	443.12	4/4/2012	NE	39.37	NA	NA	NA	403.75		*
3Q12	443.12	7/2/2012	NE	39.48	NA	NA	NA	403.64		*
4Q12	443.12	10/1/2012	NE	41.21	NA	NA	NA	401.91		*
1Q13	443.12	1/3/2013	NE	42.32	NA	NA	NA	400.80		*

NOTES:
1) Elevations presented in this table are relative to the 1988 USGS datum.
2) The Corrected W.L. Elevations presented in this table were corrected by a specific gravity of 0.80 for the wells in which LNAPL was identified.
3) NA = Not Applicable; NE = Not Encountered; NM = Not Measured
4) * Indicates that the LNAPL and/or water level is above the top of the screened zone of the well.
5) Table includes comprehensive groundwater monitoring well gauging data from the combined Village of Roxana Interim Groundwater Monitoring Program and the WRB Refining LP Wood River Refinery Program.

TABLE 2
SOIL VMP DEPTHS

	Yellow 1st Interval	White 10 foot Depth	Blue 2nd Interval	Green 3rd Interval	Red 4th Interval	Notes:
VMP-1	5		8.5	23.5	38.5	Village of Roxana - 1st Street
VMP-2	5		8.5	22	42	Village of Roxana - Alley Between 3rd and 4th Street
VMP-3	5	10	22	31.5	39	Village of Roxana - Alley Between 2nd and 3rd Street
VMP-4	5		12	23.5	39	Village of Roxana - Alley Between 4th and 5th Street
VMP-5	5		12.5	31	40	Village of Roxana - Alley Between 5th and 6th Street
VMP-6	5		10	31.5	39	Village of Roxana - Alley Between 6th and 7th Street
VMP-7	5		13.5	29.5	38	Village of Roxana - 7th Street
VMP-8	5		9.5	23.5	35.5	Village of Roxana - Alley Between 7th and 8th Street
VMP-9	5		11.5	25.5	38.5	Village of Roxana - Alley Between 7th and 8th Street
VMP-10	5		10	20	30	Public Works Yard
VMP-11	5		8	29	38	Public Works Yard
VMP-12	5		11.5	25	39	WRR- North Property
VMP-13	5		10.5	21.5	29.5	Public Works Yard
VMP-14	5		11.5	20	29	Public Works Yard
VMP-15	5		21.5	25.5	29	Village of Roxana - SE of Route 111 and Rand Avenue
VMP-16	5		13.5	19	31	WRR- Main Property
VMP-17	5					Public Works Yard
VMP-18	8.5					Village of Roxana - 8th Street
VMP-19	5					Village of Roxana - 8th Street
VMP-20	5		10	25	39.5	Village of Roxana - Alley Between 2nd and 3rd Street
VMP-21	5		10	25	33	Village of Roxana - Alley Between 3rd and 4th Street
VMP-22	5		10	18	38	Village of Roxana - Alley Between 4th and 5th Street
VMP-23	5		10	25	40	Village of Roxana - Alley Between 5th and 6th Street
VMP-24	5		10	22	34	Village of Roxana - 7th Street
VMP-25	5		9.5	21	31	Village of Roxana - Corner of Rand Avenue and Route 111
VMP-26	10		20	30	40	WRR - North Property
VMP-27	10		20	30	40	WRR - North Property
VMP-28	10		20	30	40	WRR - North Property
VMP-29	10		20	30	40	Public Works Yard
VMP-30	10		20	30	40	Public Works Yard
VMP-31	5		10	20	30	Village of Roxana - Corner of Chaffer Street and 4th Street
VMP-32	5		10	20	30	Village of Roxana - 4th Street
VMP-33			10	20	30	WRR - North Property
VMP-34			10	20	30	WRR - North Property
VMP-35			10	20	30	WRR - North Property
VMP-36			10	20	30	WRR - North Property
VMP-37			10	20	30	WRR - North Property
VMP-38			10	20	30	WRR - North Property
VMP-39			10	20	30	WRR - North Property
VMP-40			10	20	30	WRR - North Property
VMP-41			10	20	30	Public Works Yard
VMP-42			10	20	30	Village of Roxana - Corner of Chaffer Street and 3rd Street
VMP-43			10	20	30	Village of Roxana - Corner of Chaffer Street and 4th Street
VMP-44			10	20	30	Village of Roxana - Corner of Chaffer Street and 5th Street
VMP-45			10	20	30	Village of Roxana - Corner of Chaffer Street and 6th Street
VMP-46			10	20	30	WRR - North Property
VMP-47	5		10	20	30	Village of Roxana - Corner of Chaffer Street and Alley Between 1st and 2nd Street
VMP-48	5		10	20	30	Village of Roxana - Alley Between 2nd and 3rd Street
VMP-49	5		10	20	30	Village of Roxana - Alley Between 3rd and 4th Street
VMP-50	5		10	20	30	Village of Roxana - Alley Between 4th and 5th Street
VMP-51	5		10	20	30	Village of Roxana - Alley Between 5th and 6th Street
VMP-52	5		10	20	30	Village of Roxana - Alley Between 6th and 7th Street
VMP-53	5		10	20	30	Village of Roxana - Alley Between 7th and 8th Street
VMP-54	5		10	20	30	Village of Roxana - Alley Between 7th and 8th Street
VMP-55	5		10	20	30	Public Works Yard Area; Route 111 Right-of-Way

SEE LAST PAGE OF TABLE FOR NOTES

TABLE 3
SOIL VAPOR SAMPLING - TEDLAR SAMPLING DATA

Reading Location			Shroud	Tedlar Bag 1		Shroud	Tedlar Bag 2											Tedlar Bag 3
Instrument			Dielectric		Landtec	Dielectric		FID	PID	Multi-gas				Landtec				Dielectric
Location	Depth	Date	Helium in Shroud Before	Helium Before	CH4 (%)	Helium in Shroud After	Helium After	FID (ppm)	PID (ppm)	CO (ppm)	H2S (ppm)	LEL (%)	O2 (%)	CH4 (%)	LEL (%)	CO2 (%)	O2 (%)	Direct Port Reading After
VMP-1	5 ft	08/25/10	51.9%	0.0%		67.0%	2.1%	0.0	0.0	2.0	0.0	0.0	14.2	0.2	4.0	1.2	19.6	N/A
		11/17/10	52.8%	2.3%		58.0%	5.7%	0.2	0.6	5.0	0.0	0.0	19.4	0.1	2.0	1.3	20.1	N/A
		02/04/11	51.2%	0.0%	N/A	60.8%	2.7%	275	66.0	0.0	0.0	11.0	2.6	2.2	44.0	9.1	2.2	N/A
		04/12/11	62.0%	0.0%	N/A	74.5%	2.5%	0.0	1.0	0.0	0.0	0.0	17.9	0.0	0.0	1.9	18.1	N/A
		08/01/11	53.9%	0.0%	N/A	59.5%	0.0%	132	8.8	0.1	2.0	0.0	9.2	0.1	0.0	8.9	12.0	N/A
		11/03/11	50.3%	0.0%	N/A	52.7%	0.0%	27400	216.5	0.0	0.0	42.0	6.5	43.1	OVR	11.6	0.4	N/A
		01/30/12	53.5%	0.0%	N/A	70.1%	0.0%	16460	168	4.0	0.0	24.0	7.4	37.3	OVR	11.8	0.8	N/A
		04/13/12	59.9%	0.0%	N/A	74.1%	0.2%	0.0	1.01	NM	NM	NM	NM	0.0	0.0	2.4	18.9	N/A
		07/16/12	51.7%	0.0%	N/A	53.4%	2.4%	9.7	1.2	NM	NM	NM	NM	0.0	0.0	2.2	20.1	N/A
		10/11/12	57.4%	0.0%	N/A	55.9%	0.0%	2.0	1.0	NM	NM	NM	NM	0.0	0.0	0.4	19.7	N/A
		01/21/13	50.0%	0.0%	N/A	54.0%	0.5%	93.70	4.8	NM	NM	NM	NM	0.0	0.0	0.3	20.6	N/A
		01/23/13[16]	N/A	N/A	N/A	N/A	N/A	35300	77.25	NM	NM	NM	NM	21.4	OVR	3.6	15.7	N/A
	8.5ft	08/25/10	50.1%	3.3%		50.2%	4.3%	3561	2.6	0.0	0.0	2.0	0.0	0.3	6.0	7.0	9.0	N/A
		11/17/10	68.9%	3.2%		77.4%	1.3%	8.6	2.5	0.0	0.0	0.0	7.9	0.1	2.0	7.1	8.4	N/A
		02/04/11	57.3%	0.0%	N/A	54.5%	0.0%	720	101	23.0	0.0	20.0	0.6	7.0	OVR	11.1	0.5	N/A
		04/12/11	56.0%	0.0%	N/A	87.0%	0.0%	0.0	1.6	0.0	0.0	0.0	7.8	0.0	0.0	5.3	8.3	N/A
		08/01/11	53.2%	0.0%	N/A	59.8%	0.0%	51600	114.9	7.0	1.0	90.0	21.6	29.7	OVR	13.1	0.4	N/A
		11/03/11	52.9%	0.0%	N/A	53.5%	0.0%	42200	206.6	0.0	0.0	60.0	4.8	OVR	OVR	12.1	0.4	N/A
		01/30/12	69.2%	0.0%	4.2%	52.5%	0.0%	17840	195.7	2.0	0.0	30.0	5.5	43.7	OVR	11.9	0.6	N/A
		04/16/12	62.1%	0.0%	N/A	52.6%	0.2%	0.0	0.5	NM	NM	NM	NM	0.0	0.0	4.2	17.1	N/A
		07/16/12	53.0%	0.0%	N/A	55.0%	0.1%	3.7	1.4	NM	NM	NM	NM	0.3	0.0	3.8	16.7	N/A
		10/11/12	55.2%	0.0%	N/A	46.3%	0.0%	2.0	0.8	NM	NM	NM	NM	0.0	0.0	1.7	18.2	N/A
		01/21/13	62.0%	0.3%	9.2%	51.0%	0.2%	26600	105	NM	NM	NM	NM	31.9	OVR	0.9	18.9	N/A
		01/23/13[16]	N/A	N/A	N/A	N/A	N/A	1225	18.28	NM	NM	NM	NM	0.4	8	3.8	16.2	N/A
	23.5 ft	08/30/10	50.8%	2.3%		47.3%	3.1%	1990000	0.0	190	7.0	OVR	0.0	0.0	OVR	7.8	0.2	N/A
		11/18/10	59.2%	0.1%		65.4%	4.3%	38.7	0.5	0.0	0.0	0.0	16.4	0.2	4.0	2.9	17.1	N/A
		02/04/11	50.2%	0.0%	N/A	40.2%	0.0%	1260000	69.5	45.0	3.0	OVR	0.5	OVR	OVR	8.6	0.4	N/A
		04/12/11	52.0%	0.0%	N/A	62.0%	0.0%	42500	78.3	8.0	1.0	34.0	0.5	22.1	OVR	10.0	1.0	N/A
		08/01/11	54.7%	2.4%	OVR	59.5%	2.7%	442000	196.6	35.0	6.0	100	21.7	OVR	OVR	8.7	0.3	N/A
		11/03/11	62.6%	1.3%	OVR	50.1%	1.5%		144.1	0.0	1.0	OVR	4.8	OVR	OVR	10.6	0.3	N/A
		01/31/12	56.8%	1.4%	OVR	60.2%	1.4%	100000	107.0	0.0	2.0	OVR	4.0	OVR	OVR	11.4	0.3	N/A
		04/16/12	57.2%	0.0%	N/A	76.2%	0.0%	2340	79.4	NM	NM	NM	NM	2.1	43.0	10.8	2.5	N/A
		07/16/12	53.2%	1.3%	OVR	55.6%	1.4%	95000	49.0	NM	NM	NM	NM	OVR	OVR	8.2	4.1	N/A
		10/24/12[9]	50.0%	1.8%	N/A	49.3%	2.9%	187000	36.67	NM	NM	NM	NM	OVR	OVR	4.0	12.7	N/A
		01/21/13[17]	52.0%	2.1%	0.5%	48.8%	2.8%	965	9.5	NM	NM	NM	NM	0.1	2	5.1	12.2	N/A
		01/23/13[16]	N/A	N/A	N/A	N/A	N/A	180000	79.8	NM	NM	NM	NM	OVR	OVR	8.4	5.7	N/A
	38.5 ft	08/30/10	NS	NS		NS	NS	NS	NS	NS	NS	NS	NS	NS	NS	NS	NS	NS
		11/17/10	NS	NS		NS	NS	NS	NS	NS	NS	NS	NS	NS	NS	NS	NS	NS
		02/04/11	NS	NS	NS	NS	NS	NS	NS	NS	NS	NS	NS	NS	NS	NS	NS	NS
		04/12/11	NS	NS	NS	NS	NS	NS	NS	NS	NS	NS	NS	NS	NS	NS	NS	NS
		08/01/11	NS	NS	NS	NS	NS	NS	NS	NS	NS	NS	NS	NS	NS	NS	NS	NS
		11/03/11	NS	NS	NS	NS	NS	NS	NS	NS	NS	NS	NS	NS	NS	NS	NS	NS
		01/27/12	NS	NS	NS	NS	NS	NS	NS	NS	NS	NS	NS	NS	NS	NS	NS	NS
		04/16/12 [10]	56.8%	2.9%	N/A	50.8%	11.1%	NS	NS	NS	NS	NS	NS	NS	NS	NS	NS	NS
		07/31/12	63.1%	0.0%	N/A	54.7%	0.4%	3.5	1.3	NM	NM	NM	NM	0.0	0.0	1.8	14.0	N/A
		10/26/12	54.2%	1.0%	49.8	46.1%	2.5%	24700	100	NM	NM	NM	NM	40.4	OVR	0.9	19.5	N/A
		01/21/13[17]	52.0%	2.9%	0.0%	57.80%	2.9%	32.9	3.1	NM	NM	NM	NM	0.0	0.0	0.1	20.0	N/A
		01/23/13[16]	N/A	N/A	N/A	N/A	N/A	110000	71.45	NM	NM	NM	NM	OVR	OVR	3.5	14.2	N/A

SEE LAST PAGE OF TABLE FOR NOTES

TABLE 3
SOIL VAPOR SAMPLING - TEDLAR SAMPLING DATA

Reading Location			Shroud	Tedlar Bag 1		Shroud	Tedlar Bag 2											Tedlar Bag 3
Instrument			Dielectric		Landtec	Dielectric		FID	PID	Multi-gas				Landtec				Dielectric
Location	Depth	Date	Helium in Shroud Before	Helium Before	CH4 (%)	Helium in Shroud After	Helium After	FID (ppm)	PID (ppm)	CO (ppm)	H2S (ppm)	LEL (%)	O2 (%)	CH4 (%)	LEL (%)	CO2 (%)	O2 (%)	Direct Port Reading After
VMP-2	5 ft	08/31/10	50.3%	0.0%		48.8%	0.5%	42780	98.9	24.0	1.0	35.0	0.0	63.9	OVR	11.4	0.2	N/A
		11/16/10	53.4%	0.1%		57.6%	0.1%	7729	231	10.0	0.0	OVR	0.3	OVR	OVR	12.1	1.0	N/A
		02/04/11	53.6%	0.0%	7.6%	56.8%	0.0%	1862	155	1.0	0.0	48.0	0.7	12.6	OVR	12.8	0.4	N/A
		04/13/11	52.3%	0.0%	N/A	54.0%	0.1%	353	0.4	0.0	0.0	0.0	15.2	0.0	0.0	4.0	16.3	N/A
		08/02/11	51.0%	0.0%	N/A	62.4%	0.0%	70700	397.4	57.0	2.0	17.0	0.0	99.9	OVR	11.7	0.4	N/A
		11/04/11	58.5%	0.0%	N/A	51.6%	0.0%		0.0	0.0	0.0	0.0	18.0	0.0	0.0	6.4	9.6	N/A
		01/25/12	65.2%	0.0%	N/A	62.9%	0.0%	2720	84.3	0.0	0.0	10.0	5.4	0.0	0.0	12.7	2.0	N/A
		4/25/12[9]	67.6%	0.0%	N/A	58.5%	0.1%	0.0	4.6	NM	NM	NM	NM	0.0	0.0	6.7	11.7	N/A
		07/16/12	53.1%	0.0%	N/A	66.7%	0.2%	5.8	1.2	NM	NM	NM	NM	0.1	0.0	1.3	20.1	N/A
		10/24/12[9]	52.5%	0.0%	N/A	50.6%	0.5%	2.0	1.0	NM	NM	NM	NM	0.0	0.0	0.3	20.2	N/A
		01/31/13	51.6%	0.0%	N/A	37.0%	1.2%	1.81	0.3	NM	NM	NM	NM	0.0	0.0	0.3	20.5	N/A
	8.5 ft	08/31/10	59.3%	0.7%		46.7%	1.3%	1440000	48.8	48.0	2.0	OVR	0.0	99.9	OVR	0.1	0.0	N/A
		11/16/10	63.2%	0.0%		55.0%	0.2%	11900	180	28.0	0.0	OVR	0.6	OVR	OVR	11.4	0.8	N/A
		02/04/11	51.0%	0.0%	17.7%	64.0%	0.0%	4189	137	0.0	0.0	OVR	0.4	20.7	OVR	12.3	0.2	N/A
		04/13/11	53.2%	0.0%	N/A	61.0%	0.0%	42750	74.1	0.0	0.0	0.0	0.0	0.2	4.0	11.6	1.8	N/A
		08/02/11	53.1%	1.0%	>>>	53.8%	0.8%	148000	279.9	22.0	2.0	OVR	0.0	OVR	OVR	10.5	1.3	N/A
		11/04/11	54.1%	0.0%	N/A	52.4%	0.0%		23.9	0.0	0.0	0.0	12.2	0.0	0.0	11.0	3.1	N/A
		01/26/12	63.0%	0.0%	N/A	63.5%	0.0%	17000	136.5	0.0	0.0	9.0	15.3	0.0	0.0	12.6	0.9	N/A
		04/16/12	55.0%	0.0%	N/A	54.6%	0.6%	0.0	0.5	NM	NM	NM	NM	0.0	0.0	2.1	18.1	N/A
		07/16/12	50.5%	0.0%	N/A	63.2%	0.1%	4.7	1.5	NM	NM	NM	NM	0.0	0.0	5.9	16.0	N/A
		10/23/12	64.6%	0.0%	N/A	54.5%	0.1%	1.0	0.4	NM	NM	NM	NM	0.0	0.0	0.9	19.9	N/A
		02/05/13[9]	52.3%	0.0%	N/A	53.2%	0.0%	1.23	0.3	NM	NM	NM	NM	0.0	0.0	0.8	19.3	N/A
	22 ft	08/31/10	59.7%	2.5%		53.9%	2.5%	1160000	62.0	0.0	2.0	OVR	0.0	99.9	OVR	0.0	0.0	N/A
		11/16/10	52.8%	2.1%		51.0%	1.9%	13400	176	30.0	1.0	OVR	0.5	OVR	OVR	10.8	1.1	N/A
		02/04/11	52.4%	0.0%	34.7%	64.0%	0.0%	4189	137	0.0	0.0	OVR	0.4	39.9	OVR	12.3	0.4	N/A
		04/13/11	52.0%	0.0%	N/A	70.0%	0.5%	57210	94.0	0.0	0.0	77.0	0.0	18.9	OVR	10.8	0.3	N/A
		08/02/11	55.6%	1.0%	OVR	51.8%	1.4%	216000	211.4	59.0	2.0	OVR	0.0	OVR	OVR	9.9	0.7	N/A
		11/04/11	53.4%	0.0%	N/A	53.8%	0.0%		136.6	62.0	2.0	75.0	1.0	23.8	OVR	11.9	0.3	N/A
		01/25/12	54.2%	0.0%	N/A	76.2%	0.0%	38800	118.7	0.0	0.0	54.0	4.6	14.1	OVR	12.1	0.5	N/A
		04/27/12	52.4%	0.0%	N/A	63.1%	0.0%	1.0	0.8	NM	NM	NM	NM	0.0	0.0	6.5	15.1	NS
		07/16/12	51.0%	0.0%	N/A	62.1%	0.1%	8.3	1.6	NM	NM	NM	NM	1.0	0.0	5.7	14.7	N/A
		10/23/12	61.5%	0.0%	N/A	59.8%	0.1%	1.0	0.5	NM	NM	NM	NM	0.0	0.0	3.9	17.6	N/A
		01/31/13	57.2%	0.0%	N/A	50.7%	0.0%	1.14	0.2	NM	NM	NM	NM	0.0	0.0	2.4	18.8	N/A
	42 ft	08/31/10	NS	NS		NS	NS	NS	NS	NS	NS	NS	NS	NS	NS	NS	NS	NS
		11/16/10	NS	NS		NS	NS	NS	NS	NS	NS	NS	NS	NS	NS	NS	NS	NS
		02/04/11	NS	NS	NS	NS	NS	NS	NS	NS	NS	NS	NS	NS	NS	NS	NS	NS
		04/13/11	NS	NS	NS	NS	NS	NS	NS	NS	NS	NS	NS	NS	NS	NS	NS	NS
		08/02/11	NS	NS	NS	NS	NS	NS	NS	NS	NS	NS	NS	NS	NS	NS	NS	NS
		11/04/11	NS	NS	NS	NS	NS	NS	NS	NS	NS	NS	NS	NS	NS	NS	NS	NS
		01/26/12	NS	NS	NS	NS	NS	NS	NS	NS	NS	NS	NS	NS	NS	NS	NS	NS
		4/11/2012 [13]	NS	NS	NS	NS	NS	NS	NS	NS	NS	NS	NS	NS	NS	NS	NS	NS
		7/16/12 [13]	NS	NS	NS	NS	NS	NS	NS	NS	NS	NS	NS	NS	NS	NS	NS	NS
		10/24/12[13]	NS	NS	NS	NS	NS	NS	NS	NS	NS	NS	NS	NS	NS	NS	NS	NS
		01/31/13	56.2%	5.0%	OVR	46.1%	5.2%	400000	58.77	NM	NM	NM	NM	OVR	OVR	5.9	6.4	N/A

SEE LAST PAGE OF TABLE FOR NOTES

TABLE 3
SOIL VAPOR SAMPLING - TEDLAR SAMPLING DATA

Reading Location			Shroud	Tedlar Bag 1		Shroud	Tedlar Bag 2											Tedlar Bag 3
Instrument			Dielectric		Landtec	Dielectric		FID	PID	Multi-gas				Landtec				Dielectric
Location	Depth	Date	Helium in Shroud Before	Helium Before	CH4 (%)	Helium in Shroud After	Helium After	FID (ppm)	PID (ppm)	CO (ppm)	H2S (ppm)	LEL (%)	O2 (%)	CH4 (%)	LEL (%)	CO2 (%)	O2 (%)	Direct Port Reading After
VMP-3	5 ft	09/09/10	52.6%	2.8%		51.7%	5.6%	2280000	137	104	4.0	OVR	0.0	OVR	OVR	12.3	0.0	10.5%
		11/22/10	51.9%	4.1%		62.9%	7.1%	1.9	200	321	5.0	OVR	3.4	OVR	OVR	9.0	3.2	8.6%
		02/09/11	67.1%	1.1%	N/A	68.5%	11.0%	3370	134	35.0	0.0	19.0	2.3	73.4	OVR	4.9	3.0	25.0%
		04/14/11	57.8%	3.8%	OVR	56.1%	5.1%	2850000	180	15.7	13.0	18.1	0.0	OVR	OVR	9.4	1.5	N/A
		08/02/11	55.0%	0.0%	N/A	52.6%	0.0%	36.52	8.9	0.0	1.0	0.0	22.3	0.1	0.0	0.3	22.09	N/A
		11/04/11	55.2%	0.0%	N/A	54.9%	0.3%	0.0	0.4	0.0	0.0	0.0	16.6	0.0	0.0	3.3	16.4	N/A
		01/27/12	52.5%	0.0%	N/A	72.5%	0.0%	2350	38.6	0.0	0.0	6.0	13.7	3.5	70.0	2.2	13.6	N/A
		04/19/12	68.4%	0.0%	N/A	58.0%	0.0%	0.0	0.5	NM	NM	NM	NM	0.0	0.0	1.0	18.9	N/A
		7/27/12 [9]	54.3%	0.0%	N/A	64.6%	4.6%	8.3	0.5	NM	NM	NM	NM	0.0	0.0	0.5	18.2	N/A
		10/24/12[10]	NS	NS	NS	NS	NS	NS	NS	NS	NS	NS	NS	NS	NS	NS	NS	NS
		02/07/13[10]	NS	NS	NS	NS	NS	NS	NS	NS	NS	NS	NS	NS	NS	NS	NS	NS
	10 ft	06/21/10	48.1%	0.0%		18.5%	0.2%		109.0	237	0.0	OVR	0.9			OVR		N/A
		09/10/10	59.1%	10.3%		58.0%	9.2%	OVR	10.9	511	15.0	OVR	0.0	OVR	OVR	9.7	0.0	10.1%
		09/20/10	51.1%	6.7%		44.3%	2.5%	OVR	142	0.0	10.0	OVR	0.3	OVR	OVR	9.0	1.3	8.1%
		11/22/10	57.0%	8.1%		61.3%	8.5%	78600	160	425	3.0	OVR	0.6	OVR	OVR	8.6	0.9	8.1%
		02/08/11	50.3%	0.0%	N/A	52.1%	0.0%	2700000	159	2.0	0.0	OVR	0.5	OVR	OVR	8.8	0.1	N/A
		04/13/11	52.0%	4.7%	OVR	73.0%	6.0%	5130000	119	300	9.0	OVR	0.0	OVR	OVR	7.3	0.7	N/A
		08/02/11	62.4%	0.0%	N/A	42.6%	0.0%	16900	164.2	7.0	1.0	14	0.0	3.5	73.0	15.8	0.8	N/A
		11/04/11	52.6%	0.0%	N/A	52.9%	0.0%	68.0	5.8	0.0	0.0	0.0	5.1	0.0	0.0	5.8	5.5	N/A
		01/27/12	55.4%	0.0%	N/A	65.2%	0.0%	385	17.4	0.0	0.0	0.0	10.3	0.2	4.0	3.6	10.7	N/A
		04/19/12	60.5%	0.0%	N/A	66.0%	0.0%	0.0	0.6	NM	NM	NM	NM	0.0	0.0	1.9	18.1	N/A
		07/23/12	53.7%	0.0%	N/A	41.2%	0.0%	11.0	1.7	N/A	N/A	N/A	N/A	0.0	0.0	1.9	19.0	N/A
		10/18/12	47.5%	0.0%	N/A	36.7%	0.0%	7.0	1.0	NM	NM	NM	NM	0.0	0.0	0.7	20.1	N/A
		02/06/13	68.4%	0.0%	N/A	59.1%	0.3%	1.30	0.2	NM	NM	NM	NM	0.0	0.0	0.5	20.8	N/A
	22 ft	09/20/10	51.2%	4.6%		51.0%	4.6%	OVR	51.2	0.0	39.0	OVR	0.7	OVR	OVR	8.8	6.7	5.1%
		11/22/10	51.2%	9.5%		59.6%	10.1%	129200	153.0	691	17.0	OVR	0.5	OVR	OVR	7.8	1.0	9.8%
		02/08/11	51.2%	0.0%	N/A	40.5%	0.0%	5960000	145.0	244	15.0	OVR	0.4	OVR	OVR	8.2	0.4	N/A
		04/15/11	71.2%	7.0%	OVR	55.0%	8.1%	OVR	153.0	406	20.0	OVR	0.0	OVR	OVR	8.2	2.7	N/A
		08/06/11	72.2%	0.0%	N/A	59.9%	0.4%	10400	39.7	6.0	0.0	19.0	13.0	2.2	42.0	2.6	13.0	N/A
		11/04/11	53.2%	0.0%	N/A	53.8%	0.0%	76.0	3.7	0.0	0.0	0.0	18.2	0.0	0.0	1.8	18.2	N/A
		01/30/12	51.3%	0.0%	N/A	71.8%	0.0%	66.0	5.1	0.0	0.0	0.0	18.7	0.0	0.0	7.5	10.1	N/A
		04/19/12	64.2%	0.0%	N/A	61.0%	0.0%	20.1	0.6	NM	NM	NM	NM	0.0	0.0	1.3	20.7	N/A
		07/23/12	53.7%	0.0%	N/A	44.8%	0.0%	7.9	1.3	N/A	N/A	N/A	N/A	0.0	0.0	0.9	19.7	N/A
		10/18/12	49.9%	0.0%	N/A	35.0%	0.0%	2.0	0.4	NM	NM	NM	NM	0.0	0.0	3.2	18.0	N/A
		02/06/13	51.4%	0.0%	N/A	54.4%	0.0%	2.63	0.3	NM	NM	NM	NM	0.2*	3*	2.9	18.6	N/A
	31.5 ft	09/09/10	57.8%	18.2%		37.6%	17.0%	OVR	14.9	1033.0	9.0	OVR	0.0	OVR	OVR	4.6	0.0	17.7%
		11/22/10	51.2%	16.3%		62.4%	16.0%	OVR	232	OVR	12.0	OVR	0.4	OVR	OVR	4.7	0.9	15.4%
		02/09/11	59.3%	0.0%	N/A	48.3%	12.4%	OVR	93.8	144	0.0	OVR	0.5	OVR	OVR	8.0	0.0	N/A
		04/14/11	57.0%	6.1%	OVR	89.0%	12.1%	OVR	199	214	8.6	20.0	0.0	OVR	OVR	5.3	1.3	N/A
		08/02/11	70.5%	14.0%	OVR	26.7%	15.9%	OVR	239	1000	8.0	OVR	0.0	OVR	OVR	4.3	0.7	N/A
		11/04/11	50.3%	7.5%	OVR	60.5%	6.9%	OVR	230.9	961	5.0	100	2.1	OVR	OVR	5.4	2.5	N/A
		01/27/12	53.5%	2.0%	OVR	87.2%	4.0%	815000	128.6	0.0	0.0	OVR	5.0	OVR	OVR	6.6	3.6	N/A
		04/19/12	69.1%	6.7%	OVR	63.0%	6.9%	OVR	106	NM	NM	NM	NM	OVR	OVR	6.7	0.3	N/A
		07/23/12	50.1%	0.0%	N/A	45.2%	0.0%	171000	75.9	N/A	N/A	N/A	N/A	OVR	OVR	8.0	2.8	N/A
		10/19/12	63.2%	0.0%	N/A	56.4%	0.2%	2400	51	NM	NM	NM	NM	0.6	12	2.9	17.4	N/A
		02/07/13	41.2%	0.0%	OVR	53.5%	0.3%	29200	180	NM	NM	NM	NM	93.4	OVR	10.4	3.4	N/A
	39 ft	09/09/10	NS	NS		NS	NS	NS	NS	NS	NS	NS	NS	NS	NS	NS	NS	NS
		11/22/10	NS	NS		NS	NS	NS	NS	NS	NS	NS	NS	NS	NS	NS	NS	NS
		02/09/11	NS	NS	NS	NS	NS	NS	NS	NS	NS	NS	NS	NS	NS	NS	NS	NS
		04/14/11	NS	NS	NS	NS	NS	NS	NS	NS	NS	NS	NS	NS	NS	NS	NS	NS
		08/02/11	97.3%	86.2%	2.4%	92.1%	55.2%	0.0	2.2	2.0	0.0	3.0	0.0	0.7	25.0	0.0	1.8	N/A
		11/04/11	NS	NS	NS	NS	NS	NS	NS	NS	NS	NS	NS	NS	NS	NS	NS	NS
		01/27/12	NS	NS	NS	NS	NS	NS	NS	NS	NS	NS	NS	NS	NS	NS	NS	NS
		4/19/2012 [13]	NS	NS	NS	NS	NS	NS	NS	NS	NS	NS	NS	NS	NS	NS	NS	NS
		7/23/12 [13]	NS	NS	NS	NS	NS	NS	NS	NS	NS	NS	NS	NS	NS	NS	NS	NS
		10/19/12	52.6%	0.0%	N/A	52.8%	2.3%	684000	144	NM	NM	NM	NM	OVR	OVR	8.3	2.7	N/A
		02/12/13[12]	57.2%	2.0%	N/A	55.2%	1.9%	185000	149	NM	NM	NM	NM	OVR	OVR	9.0	0.9	N/A

SEE LAST PAGE OF TABLE FOR NOTES

TABLE 3
SOIL VAPOR SAMPLING - TEDLAR SAMPLING DATA

Reading Location			Shroud	Tedlar Bag 1		Shroud	Tedlar Bag 2											Tedlar Bag 3
Instrument			Dielectric		Landtec	Dielectric		FID	PID	Multi-gas				Landtec				Dielectric
Location	Depth	Date	Helium in Shroud Before	Helium Before	CH4 (%)	Helium in Shroud After	Helium After	FID (ppm)	PID (ppm)	CO (ppm)	H2S (ppm)	LEL (%)	O2 (%)	CH4 (%)	LEL (%)	CO2 (%)	O2 (%)	Direct Port Reading After
VMP-4	5 ft	08/25/10	50.1%	0.0%		46.6%	2.3%	0.0	26.7	305	7.0	OVR	0.8	99.8	OVR	0.0	0.2	N/A
		11/22/10	52.9%	5.1%		50.5%	5.2%	27800	165	376	11.0	OVR	0.6	OVR	OVR	13.7	0.8	5.1%
		02/14/11	52.3%	0.0%	N/A	42.7%	13.1%	1045	406	20.0	2.0	28.0	7.9	21.6	OVR	5.9	7.8	11.2%
		04/19/11	76.8%	0.0%	N/A	54.0%	0.0%	26.0	304	16.0	34.0	OVR	0.2	OVR	OVR	11.3	3.3	N/A
		08/03/11	52.3%	0.0%	N/A	52.3%	0.0%	99.0	39.5	2.0	0.0	0.0	4.0	0.0	0.0	11.0	8.07	N/A
		11/09/11	71.0%	0.0%	N/A	55.6%	0.2%		0.3	0.0	0.0	0.0	20.9	0.0	0.0	0.1	21.5	N/A
		01/30/12	54.2%	0.0%	N/A	64.5%	0.1%	1200	255.4	0.0	0.0	0.0	14.2	1.3	26.0	10.1	0.4	N/A
		4/25/2012[9]	61.2%	0.3%	N/A	58.9%	0.6%	0.0	2.2	NM	NM	NM	NM	0.0	0.0	0.5	20.4	N/A
		7/25/12 [9]	57.0%	0.0%	N/A	53.2%	0.5%	3.0	1.1	NM	NM	NM	NM	0.0	0.0	2.1	18.0	N/A
		10/18/12	61.4%	0.0%	N/A	41.3%	0.0%	1.0	0.5	NM	NM	NM	NM	0.0	0.0	0.9	20.1	N/A
		02/07/13	64.4%	0.0%	N/A	52.1%	0.2%	0.77	0.1	NM	NM	NM	NM	0.0	0.0	0.2	20.7	N/A
	12 ft	08/25/10	57.4%	3.4%		54.0%	4.6%	0.0	77.8	452	25.0	OVR	0.0	99.8	OVR	13.5	0.2	N/A
		11/23/10	58.7%	3.3%		52.4%	3.0%	16900	112	40.0	0.0	OVR	0.7	OVR	OVR	13.6	1.4	2.5%
		02/14/11	50.4%	1.3%	OVR	44.8%	1.7%	6169	276	30.0	1.0	27.0	3.4	OVR	OVR	9.5	3.3	1.4%
		04/19/11	57.2%	2.5%	OVR	54.2%	4.7%	28.4	242	554	40.0	OVR	3.0	OVR	OVR	7.7	7.3	N/A
		08/03/11	71.2%	4.1%	OVR	48.9%	2.2%	113000	198	25.0	10.0	OVR	0.0	91.2	OVR	14.7	1.6	N/A
		11/09/11	63.5%	8.0%	2.2%	57.8%	3.0%		300.6	7.0	0.0	9.0	6.0	2.3	46.0	8.9	5.6	N/A
		01/30/12	56.0%	0.0%	N/A	67.7%	0.2%	8240	464.1	0.0	0.0	0.0	15.1	14.6	OVR	11.2	0.5	N/A
		04/13/12	56.4%	0.0%	N/A	60.3%	0.2%	4.0	0.75	NM	NM	NM	NM	0.0	0.0	2.6	17.5	N/A
		07/23/12	50.3%	0.8%	1.0%	67.7%	0.7%	4.9	1.3	NM	NM	NM	NM	0.0	0.0	2.7	16.3	N/A
		10/18/12	53.0%	0.0%	N/A	45.0%	0.5%	1.0	0.8	NM	NM	NM	NM	0.0	0.0	1.3	19.6	N/A
		02/07/13	60.1%	0.0%	N/A	63.6%	0.2%	3.46	0.3	NM	NM	NM	NM	0.1*	1*	0.9	20.6	N/A
	23.5 ft	08/31/10	54.5%	12.7%		37.8%	14.3%	OVR	2.3	1006.0	70.0	OVR	0.0	OVR	OVR	5.7	0.7	12.7%
		11/23/10	59.9%	17.3%		62.2%	17.5%	150300	124	800	0.0	OVR	0.5	OVR	OVR	7.0	0.9	17.0%
		02/14/11	55.7%	15.1%	OVR	45.4%	14.6%	OVR	166	OVR	16.0	OVR	0.3	OVR	OVR	6.1	0.8	11.7%
		04/20/11	53.5%	3.8%	OVR	50.0%	6.7%	OVR	121	OVR	44.0	OVR	0.0	OVR	OVR	5.7	0.6	N/A
		08/06/11	56.0%	16.0%	OVR	61.6%	16.2%	OVR	238	OVR	11.0	100	0.1	OVR	OVR	5.1	0.4	N/A
		11/09/11	51.0%	4.5%	OVR	55.8%		OVR	309	280	34.0	OVR	1.6	OVR	OVR	6.7	1.6	N/A
		01/30/12	52.0%	2.2%	OVR	62.2%	2.3%	263000	202.4	4.0	5.0	OVR	6.2	OVR	OVR	7.9	0.8	N/A
		04/13/12	74.8%	0.0%	N/A	53.4%	0.1%	98300	560	NM	NM	NM	NM	OVR	OVR	10.8	0.8	N/A
		07/23/12	50.2%	0.0%	N/A	50.2%	0.0%	54500	305	NM	NM	NM	NM	OVR	OVR	11.8	0.2	N/A
		10/18/12	52.4%	0.0%	N/A	62.2%	0.0%	6890	618	NM	NM	NM	NM	20.6	OVR	8.9	12.7	N/A
		02/07/13	64.4%	0.0%	N/A	60.3%	0.0%	1750	145	NM	NM	NM	NM	2.5	51	6.7	15.6	N/A
	39 ft	08/31/10	NS	NS		NS	NS	NS	NS	NS	NS	NS	NS	NS	NS	NS	NS	NS
		01/23/10	NS	NS		NS	NS	NS	NS	NS	NS	NS	NS	NS	NS	NS	NS	NS
		02/14/11	NS	NS	NS	NS	NS	NS	NS	NS	NS	NS	NS	NS	NS	NS	NS	NS
		04/21/11	54.8%	11.3%	OVR	62.4%	1.4%	OVR	119	OVR	50.0	OVR	0.2	OVR	OVR	4.9	0.6	N/A
		08/06/11	NS	NS	NS	NS	NS	NS	NS	NS	NS	NS	NS	NS	NS	NS	NS	NS
		11/09/11	NS	NS	NS	NS	NS	NS	NS	NS	NS	NS	NS	NS	NS	NS	NS	NS
		01/30/12	NS	NS	NS	NS	NS	NS	NS	NS	NS	NS	NS	NS	NS	NS	NS	NS
		04/13/12	56.6%	0.0%	N/A	50.5%	0.1%	195000	471	NM	NM	NM	NM	OVR	OVR	10.4	0.4	N/A
		07/23/12	62.7%	0.0%	N/A	59.8%	0.0%	74000	230	NM	NM	NM	NM	OVR	OVR	12.2	0.4	N/A
		10/18/12	51.5%	0.4%	OVR	52.5%	0.0%	82000	468	NM	NM	NM	NM	OVR	OVR	7.7	12.5	N/A
		02/07/13	51.4%	0.0%	N/A	63.9%	0.1%	61400	538	NM	NM	NM	NM	OVR	OVR	9.1	13.2	N/A

SEE LAST PAGE OF TABLE FOR NOTES

TABLE 3
SOIL VAPOR SAMPLING - TEDLAR SAMPLING DATA

Reading Location			Shroud	Tedlar Bag 1		Shroud	Tedlar Bag 2											Tedlar Bag 3
Instrument			Dielectric		Landtec	Dielectric		FID	PID	Multi-gas				Landtec				Dielectric
Location	Depth	Date	Helium in Shroud Before	Helium Before	CH4 (%)	Helium in Shroud After	Helium After	FID (ppm)	PID (ppm)	CO (ppm)	H2S (ppm)	LEL (%)	O2 (%)	CH4 (%)	LEL (%)	CO2 (%)	O2 (%)	Direct Port Reading After
VMP-5	5 ft	09/09/10	63.6%	0.8%		61.5%	0.9%	79110	331	426	11.0	OVR	0.0	OVR	OVR	12.4	1.6	N/A
		11/22/10	55.8%	0.0%		36.0%	1.6%	11600	149	199	0.0	OVR	1.9	OVR	OVR	12.5	1.4	N/A
		02/16/11	65.3%	0.0%	N/A	58.1%	0.2%	2950	25.2	0.0	0.0	4.0	11.4	0.6	14.0	9.9	10.6	N/A
		04/21/11	54.2%	0.0%	N/A	56.4%	0.4%	0.0	0.3	0.0	0.0	0.0	18.5	0.0	0.0	7.5	19.0	N/A
		08/05/11	51.1%	0.0%	N/A	50.0%	0.0%	2760	74.8	7.0	0.0	6.0	1.2	0.8	17.0	15.3	1.0	N/A
		11/11/11	52.4%	0.0%	N/A	58.4%	0.0%	0.0	3.9	0.0	0.0	0.0	4.3	0.0	0.0	14.2	4.4	N/A
		01/30/12	50.5%	0.0%	N/A	39.8%	0.0%	4.0	0.7	10	0.0	0.0	11.6	0.0	0.0	8.4	11.4	N/A
		04/11/12	59.4%	0.0%	0.0%	60.2%	5.1%	1.0	1.3	NM	NM	NM	NM	0.0	0.0	0.4	19.7	N/A
		07/13/12	50.1%	0.0%	0.0%	61.4%	2.7%	4.0	0.5	NM	NM	NM	NM	0.0	0.0	0.4	20.1	N/A
		10/12/12[9]	53.1%	0.0%	N/A	40.2%	1.8%	2.0	0.9	NM	NM	NM	NM	0.0	0.0	0.2	20.7	N/A
		01/25/13	61.2%	0.0%	N/A	41.9%	0.5%	0.57	0.4	NM	NM	NM	NM	0.0	0.0	0.1	20.1	N/A
	12.5 ft	09/09/10	54.6%	0.9%		53.1%	0.6%	1590000	276.0	244	14.0	OVR	0.0	OVR	OVR	14.3	0.0	N/A
		11/23/10	53.3%	0.0%		50.6%	0.0%	205	79.9	4.0	0.0	55.0	4.4	1.5	32.0	13.2	3.6	N/A
		02/16/11	60.2%	0.0%	N/A	60.2%	0.0%	2750	111	21.0	0.0	22.0	0.7	11.0	44.0	13.1	0.7	N/A
		04/21/11	59.0%	0.0%	N/A	51.1%	0.0%	0.0	0.7	0.0	0.0	0.0	9.5	0.0	0.0	8.3	10.3	N/A
		08/05/11	51.5%	0.0%	N/A	64.5%	1.6%	315000	128.5	400	4.0	100	0.1	OVR	OVR	13.1	0.1	N/A
		11/11/11	53.0%	0.0%	N/A	56.5%	0.0%	0.0	1.0	0.0	0.0	0.0	3.5	0.0	0.0	14.7	3.8	N/A
		01/30/12	51.3%	0.0%	N/A	43.6%	0.0%	3.0	0.5	4.0	0.0	0.0	11.0	0.0	0.0	8.5	11.0	N/A
		04/11/12	53.7%	0.1%	0.0%	55.5%	0.3%	1.0	0.9	NM	NM	NM	NM	0.0	0.0	0.7	20.9	N/A
		07/12/12	70.7%	0.0%	N/A	50.0%	0.0%	5.0	1.3	N/A	N/A	N/A	N/A	0.0	0.0	0.7	19.4	N/A
		10/11/12	61.5%	0.8%	N/A	36.1%	1.2%	2.0	0.7	NM	NM	NM	NM	0.0	0.0	0.2	20.2	N/A
		01/24/13	47.4%	0.0%	N/A	51.8%	0.0%	0.87	0.2	NM	NM	NM	NM	0.0	0.0	0.2	21.1	N/A
	31 ft	09/09/10	48.0%	9.2%		46.2%	10.2%	OVR	0.0	875	21.0	OVR	0.0	OVR	OVR	9.4	0.0	7.1%
		11/23/10	53.6%	9.6%		50.0%	9.0%	87100	148	1500	0.0	OVR	0.7	OVR	OVR	9.6	0.9	9.0%
		02/16/11	50.9%	0.0%	N/A	55.4%	7.7%	45000	226	OVR	9.0	OVR	0.9	OVR	OVR	8.7	0.7	8.2%
		04/21/11	53.0%	8.7%	OVR	70.0%	5.8%	OVR	204	600	18.0	OVR	0.0	OVR	OVR	8.9	0.4	N/A
		08/05/11	84.0%	3.8%	N/A	70.0%	9.0%	OVR	215.8	OVR	10.0	100	0.1	OVR	OVR	8.8	0.2	N/A
		11/11/11	52.0%	0.0%	N/A	58.8%	0.0%	350000	200.5	66.0	32.0	OVR	0.5	OVR	OVR	9.3	0.9	N/A
		01/30/12	52.7%	1.5%	N/A	43.1%	1.2%	129000	391.3	697	17.0	0.0	0.2	OVR	OVR	11.2	0.3	N/A
		04/11/12	60.8%	0.0%	0.0%	77.6%	0.0%	261	28.0	NM	NM	NM	NM	0.0	1.0	12.6	0.0	N/A
		07/12/12	55.1%	0.0%	N/A	30.0%	0.0%	14.8	3.3	N/A	N/A	N/A	N/A	0.0	0.0	6.9	13.9	N/A
		10/11/12	87.6%	0.0%	N/A	48.9%	0.2%	4.0	1.5	NM	NM	NM	NM	0.0	0.0	4.1	17.4	N/A
		01/24/13	44.9%	0.0%	N/A	40.0%	0.0%	6.45	0.6	NM	NM	NM	NM	0.0	0.0	4.0	18.0	N/A
	40 ft	09/09/10	NS	NS		NS	NS	NS	NS	NS	NS	NS	NS	NS	NS	NS	NS	NS
		11/23/10	NS	NS		NS	NS	NS	NS	NS	NS	NS	NS	NS	NS	NS	NS	NS
		02/16/11	NS	NS	N/A	NS	NS	NS	NS	NS	NS	NS	NS	NS	NS	NS	NS	NS
		04/21/11	56.5%	5.7%	OVR	51.0%	5.3%	OVR	229	632	18.0	OVR	0.0	OVR	OVR	8.8	0.2	N/A
		08/05/11	NS	NS	N/A	NS	NS	NS	NS	NS	NS	NS	NS	NS	NS	NS	NS	NS
		11/11/11	NS	NS	N/A	NS	NS	NS	NS	NS	NS	NS	NS	NS	NS	NS	NS	NS
		01/30/12	51.8%	1.2%	OVR	52.7%	1.3%	81220	313.9	609	24.0	0.0	0.1	OVR	OVR	11.4	0.2	N/A
		04/11/12	52.9%	0.0%	0.3%	83.4%	0.0%	863	59.5	NM	NM	NM	NM	0.3	7.0	12.9	0.2	N/A
		07/12/12	51.6%	0.0%	N/A	47.2%	0.0%	137	7.0	N/A	N/A	N/A	N/A	0.0	1.0	6.7	14.4	N/A
		10/11/12	66.8%	0.0%	N/A	40.0%	0.7%	22.0	2.2	NM	NM	NM	NM	0.0	0.0	4.4	17.6	N/A
		01/25/13	48.0%	0.0%	N/A	42.8%	0.0%	16.67	0.9	NM	NM	NM	NM	0.0	0.0	4.0	18.1	N/A

SEE LAST PAGE OF TABLE FOR NOTES

TABLE 3
SOIL VAPOR SAMPLING - TEDLAR SAMPLING DATA

Reading Location			Shroud	Tedlar Bag 1		Shroud	Tedlar Bag 2											Tedlar Bag 3
Instrument			Dielectric		Landtec	Dielectric		FID	PID	Multi-gas				Landtec				Dielectric
Location	Depth	Date	Helium in Shroud Before	Helium Before	CH4 (%)	Helium in Shroud After	Helium After	FID (ppm)	PID (ppm)	CO (ppm)	H2S (ppm)	LEL (%)	O2 (%)	CH4 (%)	LEL (%)	CO2 (%)	O2 (%)	Direct Port Reading After
VMP-6	5 ft	09/08/10	59.3%	0.0%		56.4%	0.1%	35760	327	76.0	3.0	27.0	0.0	12.8	OVR	15.3	0.0	N/A
		11/16/10	50.8%	0.0%		58.0%	0.8%	4426	606	53.0	4.0	OVR	0.4	65.1	OVR	15.2	1.5	N/A
		02/07/11	50.2%	0.5%	N/A	54.6%	2.0%	271	0.7	0.0	0.0	0.0	16.9	0.0	1.0	2.3	19.3	N/A
		04/08/11	54.0%	0.2%	0.2%	64.0%	0.5%	5.1	0.2	0.0	0.0	0.0	14.1	0.1	2.0	4.4	14.1	N/A
		08/04/11	68.1%	0.0%	N/A	57.4%	19.4%	21.0	0.7	1.0	0.0	0.0	13.4	0.0	0.0	3.9	13.8	N/A
		11/09/11	51.8%	0.1%	0.0%	59.5%	2.7%	0.0	0.0	0.0	0.0	0.0	16.2	0.0	0.0	3.6	16.9	N/A
		01/31/12	59.9%	0.0%	N/A	63.2%	0.0%	0.0	1.7	0.0	0.0	0.0	10.2	0.0	0.0	10.5	8.5	N/A
		4/12/2012[9]	54.6%	0.0%	N/A	61.5%	0.4%	1.8	0.6	NM	NM	NM	NM	0.0	0.0	0.6	20.7	N/A
		07/16/12	50.4%	0.0%	N/A	45.6%	0.4%	5.9	1.6	N/A	N/A	N/A	N/A	0.0	0.0	0.5	20.2	N/A
		10/10/12	54.6%	0.0%	N/A	51.7%	3.9%	1.0	0.9	NM	NM	NM	NM	0.0	0.0	0.1	19.4	N/A
		02/12/13[12]	55.2%	0.1%	N/A	47.5%	0.5%	4.91	0.6	NM	NM	NM	NM	0.1*	0.2*	0.1	21.0	N/A
	10 ft	09/08/10	51.6%	0.5%		37.9%	0.7%	79370	356	138	6.0	50.0	0.0	38.3	OVR	14.8	0.0	N/A
		11/17/10	51.3%	0.0%		60.9%	0.9%	6.3	0.2	0.0	0.0	0.0	7.2	0.4	9.0	11.3	6.4	N/A
		02/07/11	51.2%	0.5%	N/A	45.3%	0.4%	98	0.6	0.0	0.0	0.0	7.9	0.1	1.0	10.0	8.6	N/A
		04/08/11	53.0%	0.0%	N/A	63.0%	0.0%	111	12.5	2.0	0.0	0.0	1.9	0.2	4.0	10.8	3.7	N/A
		08/04/11	50.1%	0.0%	N/A	53.8%	0.3%	34650	325.8	283	5.0	56.0	0.2	47.5	OVR	17.2	0.3	N/A
		11/09/11	54.8%	0.0%	N/A	52.6%	0.0%	0.35	0.3	0.0	0.0	0.0	7.9	0.0	0.0	10.1	7.9	N/A
		01/31/12	55.8%	0.0%	N/A	63.6%	0.0%	17100	304.6	2.0	0.0	21.0	3.6	9.3	OVR	14.8	0.6	N/A
		04/12/12	66.2%	0.0%	N/A	57.8%	0.1%	0.8	0.6	NM	NM	NM	NM	0.0	0.0	2.2	19.6	N/A
		07/16/12	61.8%	0.0%	N/A	45.7%	0.2%	4.6	1.5	N/A	N/A	N/A	N/A	0.0	0.0	1.9	19.3	N/A
		10/11/12	51.7%	0.0%	N/A	42.6%	0.4%	2.0	0.9	NM	NM	NM	NM	0.0	0.0	0.6	20.0	N/A
		02/05/13	51.7%	0.9%	N/A	50.5%	2.0%	2.23	0.2	NM	NM	NM	NM	0.0	0.0	0.4	20.5	N/A
	31.5 ft	09/08/10	56.6%	2.7%		46.9%	2.6%	3210000	380	711	41.0	OVR	0.0	OVR	OVR	12.9	0.0	2.3%
		11/17/10	66.5%	1.5%		59.8%	1.9%	1.2	462	753	10.0	OVR	2.1	OVR	OVR	13.3	2.3	N/A
		02/07/11	51.3%	0.0%	N/A	38.0%	0.0%	60660	318	62.0	8.0	OVR	0.5	OVR	OVR	15.1	0.3	N/A
		04/11/11	53.4%	0.0%	N/A	68.5%	0.0%	10000	416	1211	76.0	OVR	0.0	OVR	OVR	13.2	0.6	N/A
		08/04/11	55.5%	1.5%	N/A	54.1%	1.9%	OVR	327.3	1387	33.0	100.0	0.3	OVR	OVR	14.5	0.3	N/A
		11/09/11	55.1%	0.0%	N/A	54.1%	0.0%	88200	281.8	411	29.0	OVR	0.0	OVR	OVR	13.7	0.4	N/A
		01/31/12	56.1%	0.1%	OVR	68.1%	0.2%	127000	312.7	61.0	6.0	72.0	1.6	OVR	OVR	13.9	0.4	N/A
		04/12/12	51.6%	0.0%	N/A	51.5%	0.0%	2950	375	NM	NM	NM	NM	2.8	57.0	12.4	0.2	N/A
		07/16/12	50.3%	0.0%	N/A	40.0%	0.0%	90.3	5.8	N/A	N/A	N/A	N/A	0.0	0.0	8.6	7.9	N/A
		10/11/12	51.3%	0.0%	N/A	44.0%	0.0%	21.0	1.7	NM	NM	NM	NM	0.0	0.0	5.7	12.3	N/A
		02/05/13	53.1%	0.0%	N/A	48.6%	0.0%	40.0	0.3	NM	NM	NM	NM	0.0	0.0	8.9	10.3	N/A
	39 ft	09/08/10	NS	NS		NS	NS	NS	NS	NS	NS	NS	NS	NS	NS	NS	NS	NS
		11/16/10	NS	NS		NS	NS	NS	NS	NS	NS	NS	NS	NS	NS	NS	NS	NS
		02/07/11	NS	NS	N/A	NS	NS	NS	NS	NS	NS	NS	NS	NS	NS	NS	NS	NS
		04/11/11	53.0%	0.0%	N/A	91.8%	0.0%	11300	420	1222	100	OVR	0.5	OVR	OVR	12.8	0.5	N/A
		08/04/11	NS	NS	N/A	NS	NS	NS	NS	NS	NS	NS	NS	NS	NS	NS	NS	NS
		11/09/11	NS	NS	N/A	NS	NS	NS	NS	NS	NS	NS	NS	NS	NS	NS	NS	NS
		01/31/12	51.9%	0.7%	OVR	68.2%	0.9%	146000	350.9	9.0	11.0	91.0	4.4	OVR	OVR	13.9	0.5	N/A
		04/12/12	54.3%	0.0%	N/A	60.1%	0.0%	4070	477	NM	NM	NM	NM	5.1	OVR	12.5	0.3	N/A
		07/16/12	51.4%	0.0%	N/A	55.6%	0.0%	138	7.3	N/A	N/A	N/A	N/A	0.0	0.0	10.4	4.8	N/A
		10/11/12	50.6%	0.0%	N/A	44.6%	0.0%	77.0	7.8	NM	NM	NM	NM	0.0	0.0	9.7	6.1	N/A
		02/05/13	51.8%	0.0%	N/A	49.5%	0.0%	14.7	0.6	NM	NM	NM	NM	0.0	0.0	12.3	6.1	N/A

SEE LAST PAGE OF TABLE FOR NOTES

TABLE 3
SOIL VAPOR SAMPLING - TEDLAR SAMPLING DATA

Reading Location			Shroud	Tedlar Bag 1		Shroud	Tedlar Bag 2											Tedlar Bag 3
Instrument			Dielectric		Landtec	Dielectric		FID	PID	Multi-gas				Landtec				Dielectric
Location	Depth	Date	Helium in Shroud Before	Helium Before	CH4 (%)	Helium in Shroud After	Helium After	FID (ppm)	PID (ppm)	CO (ppm)	H2S (ppm)	LEL (%)	O2 (%)	CH4 (%)	LEL (%)	CO2 (%)	O2 (%)	Direct Port Reading After
VMP-7	5ft	08/26/10	56.6%	1.7%		56.3%	1.5%	28.7	0.0	0.0	1.0	0.0	0.8	0.0	0.0	4.5	13.4	N/A
		11/19/10	50.2%	0.9%		66.7%	0.5%	61.5	4.5	5.0	0.0	10.0	2.9	0.2	2.0	15.3	2.6	N/A
		02/07/11	52.8%	0.0%	0.0%	45.0%	0.2%	291	0.3	0.0	0.0	0.0	16.5	0.0	0.0	3.6	17.7	N/A
		04/07/11	61.6%	0.0%	0.0%	53.8%	0.0%	34.2	0.1	0.0	0.0	0.0	12.6	0.0	0.0	6.6	12.8	N/A
		08/02/11	59.8%	0.2%	N/A	58.3%	0.5%	34750	198	269	0.0	23.0	5.0	16.6	OVR	14.8	0.4	N/A
		11/10/11	52.1%	0.0%	N/A	50.3%	0.0%	0.0	0.4	0.0	0.0	0.0	5.6	0.0	0.0	13.3	5.5	N/A
		01/31/12	51.7%	0.0%	N/A	56.0%	0.0%	0.0	0.4	0.0	0.0	0.0	5.0	0.0	0.0	11.0	5.1	N/A
		04/12/12	52.4%	0.0%	0.0%	86.9%	0.3%	1.0	0.07	NM	NM	NM	NM	0.0	0.0	0.4	20.9	N/A
		7/31/12 [9]	53.8%	0.0%	N/A	49.8%	2.7%	3.4	0.8	NM	NM	NM	NM	0.0	0.0	0.5	19.5	N/A
		10/10/12	68.2%	0.0%	N/A	45.9%	0.1%	1.0	0.6	NM	NM	NM	NM	0.0	0.0	0.5	21.4	N/A
		02/13/13[10]	NS	NS	NS	NS	NS	NS	NS	NS	NS	NS	NS	NS	NS	NS	NS	NS
	13.5 ft	08/26/10	50.8%	0.0%		56.2%	0.0%	5130	62.8	2.0	2.0	16.0	0.0	1.1	22.0	16.7	0.4	N/A
		11/19/10	53.8%	0.0%		51.0%	0.0%	2157	58.8	3.0	0.0	38.0	0.7	3.4	68.0	16.3	0.7	N/A
		02/07/11	54.2%	0.0%	0.0%	54.1%	0.0%	240	0.4	0.0	0.0	0.0	8.4	0.0	0.0	10.9	9.0	N/A
		04/07/11	57.5%	0.0%	0.0%	62.8%	0.0%	45.0	0.3	0.0	0.0	0.0	8.4	0.0	0.0	10.2	8.3	N/A
		08/02/11	56.0%	0.0%	N/A	68.5%	0.3%	31200	234	362	0.0	40	9.5	10.8	OVR	16.7	0.1	N/A
		11/10/11	62.1%	0.0%	N/A	66.2%	0.0%	0.0	0.8	0.0	0.0	0.0	2.2	0.0	0.0	16.0	2.2	N/A
		01/31/12	52.5%	0.0%	N/A	61.4%	0.0%	235	15.4	0.0	0.0	3.0	1.0	0.0	0.0	14.0	0.7	N/A
		04/12/12	59.5%	0.1%	0.0%	60.8%	0.2%	1.0	0.6	NM	NM	NM	NM	0.0	0.0	0.6	20.7	N/A
		07/20/12	51.0%	0.0%	N/A	54.0%	0.0%	5.1	2.0	NM	NM	NM	NM	0.0	0.0	1.6	19.4	N/A
		10/10/12	65.2%	0.0%	N/A	57.5%	0.0%	0.0	1.2	NM	NM	NM	NM	0.0	0.0	0.5	21.7	N/A
		02/13/13[9]	52.8%	0.1%	N/A	51.6%	0.1%	1.75	0.2	NM	NM	NM	NM	0.0	0.0	0.1	20.9	N/A
	29.5 ft	08/31/10	50.4%	0.9%		48.3%	0.8%	73090	234	187	10.0	0.0	0.0	57.1	OVR	15.0	0.3	N/A
		11/19/10	53.7%	0.0%		69.3%	0.0%	4264	120	32.0	1.0	OVR	0.5	19.0	OVR	15.9	0.8	N/A
		02/07/11	56.7%	0.0%	26.8%	56.2%	0.0%	17840	910	4.0	12.0	56.0	3.4	27.6	OVR	17.1	0.4	N/A
		04/07/11	59.2%	0.0%	19.8%	57.6%	0.0%	28300	430	2.0	5.0	25.0	0.4	23.4	OVR	15.1	0.2	N/A
		08/02/11	50.0%	0.5%	N/A	54.0%	0.6%	79000	307	66.0	1.0	57.0	4.9	68.2	OVR	14.5	0.2	N/A
		11/11/11	52.0%	0.0%	N/A	70.1%	0.0%	23400	409.7	0.0	8.0	16.0	0.4	29.9	OVR	16.3	0.8	N/A
		01/31/12	52.0%	0.0%	N/A	61.5%	0.0%	17800	347.4	0.0	2.0	28.0	9.8	16.0	OVR	16.0	0.2	N/A
		04/12/12	53.6%	0.0%	0.0%	56.2%	0.0%	25.0	5.3	NM	NM	NM	NM	0.0	0.0	9.2	11.3	N/A
		07/20/12	51.5%	0.0%	N/A	51.5%	0.0%	3.1	3.1	NM	NM	NM	NM	0.0	0.0	5.9	16.8	N/A
		10/10/12	63.0%	0.0%	N/A	40.1%	0.0%	2.0	1.0	NM	NM	NM	NM	0.0	0.0	4.8	17.8	N/A
		02/13/13[10]	NS	NS	NS	NS	NS	NS	NS	NS	NS	NS	NS	NS	NS	NS	NS	NS
	38 ft	08/31/10	NS	NS		NS	NS	NS	NS	NS	NS	NS	NS	NS	NS	NS	NS	NS
		11/19/10	NS	NS		NS	NS	NS	NS	NS	NS	NS	NS	NS	NS	NS	NS	NS
		02/07/11	62.2%	0.1%	32.9%	51.0%	0.0%	21220	944	0.0	35.0	58.0	1.8	33.7	OVR	16.5	0.1	N/A
		04/07/11	76.5%	0.0%	25.1%	43.2%	0.0%	31250	448	8.0	6.0	35.0	0.5	25.9	OVR	14.9	0.4	N/A
		08/02/11	NS	NS	NS	NS	NS	NS	NS	NS	NS	NS	NS	NS	NS	NS	NS	NS
		11/11/11	NS	NS	NS	NS	NS	NS	NS	NS	NS	NS	NS	NS	NS	NS	NS	NS
		01/31/12	51.6%	0.0%	N/A	60.5%	0.0%	20700	400.8	0.0	9.0	34.0	0.6	21.9	OVR	16.3	0.5	N/A
		04/12/12 [11]	54.7%	0.3%	0.0%	80.8%	0.4%	90.0	24.8	NM	NM	NM	NM	0.0	0.0	10.7	9.4	N/A
		04/25/12	53.5%	0.0%	N/A	64.1%	0.0%	31.4	11.6	NM	NM	NM	NM	0.2	5.0	6.4	14.4	N/A
		7/31/12 [10]	NS	NS	NS	NS	NS	NS	NS	NS	NS	NS	NS	NS	NS	NS	NS	NS
		10/11/12	66.3%	0.0%	N/A	42.0%	0.2%	2.0	0.8	NM	NM	NM	NM	0.0	0.0	1.5	20.5	N/A
		02/13/13[10]	NS	NS	NS	NS	NS	NS	NS	NS	NS	NS	NS	NS	NS	NS	NS	NS

SEE LAST PAGE OF TABLE FOR NOTES

TABLE 3
SOIL VAPOR SAMPLING - TEDLAR SAMPLING DATA

Reading Location			Shroud	Tedlar Bag 1		Shroud	Tedlar Bag 2										Tedlar Bag 3
Instrument			Dielectric		Landtec	Dielectric		FID	PID	Multi-gas				Landtec				Dielectric
Location	Depth	Date	Helium in Shroud Before	Helium Before	CH4 (%)	Helium in Shroud After	Helium After	FID (ppm)	PID (ppm)	CO (ppm)	H2S (ppm)	LEL (%)	O2 (%)	CH4 (%)	LEL (%)	CO2 (%)	O2 (%)	Direct Port Reading After
VMP-8	5 ft	08/30/10	52.0%	0.0%		58.6%	0.1%	55.0	0.4	0.0	0.0	0.0	6.4	0.0	0.0	7.3	13.4	N/A
		11/18/10	62.8%	0.0%		65.5%	0.0%	617	2.6	4.0	0.0	5.0	14.1	0.2	4.0	2.6	19.4	N/A
		02/10/11	51.2%	0.0%	0.0%	40.5%	0.0%	153	0.0	1.0	0.0	0.0	14.8	0.0	0.0	4.7	15.0	N/A
		04/07/11	53.0%	0.0%	N/A	82.0%	0.3%		0.3	0.0	0.0	0.0	18.5	0.0	0.0	3.0	19.0	N/A
		07/27/11	61.7%	0.0%	N/A	50.8%	0.0%	0.0	5.1	0.0	0.0	0.0	9.4	0.0	0.0	8.9	12.9	N/A
		11/03/11	67.1%	0.0%	N/A	60.0%	0.1%	4.35	0.2	0.0	0.0	0.0	18.6	0.0	0.0	1.2	16.4	N/A
		01/23/12	55.4%	0.0%	N/A	52.3%	2.4%	1.0	0.1	0.0	0.0	0.0	19.2	0.0	0.0	1.4	20.0	N/A
		04/10/12	51.4%	0.0%	N/A	60.3%	0.1%	1.7	0.5	NM	NM	NM	NM	0.0	0.0	2.8	17.3	N/A
		07/13/2012[11]	51.7%	0.0%	N/A	51.3%	0.1%	5.1	5.1	N/A	N/A	N/A	N/A	0.0	0.0	3.6	18.1	N/A
		07/31/12	58.2%	0.0%	N/A	50.7%	0.1%	2.9	0.6	N/A	N/A	N/A	N/A	0.0	0.0	3.4	18.2	N/A
		10/04/12	51.6%	0.0%	N/A	51.9%	0.1%	1.0	0.5	NM	NM	NM	NM	0.0	0.0	2.0	18.1	N/A
		01/24/13	59.9%	0.0%	N/A	53.3%	0.0%	2.46	0.2	NM	NM	NM	NM	0.0	0.0	0.7	19.7	N/A
	9.5 ft	08/30/10	56.2%	0.0%		48.9%	0.0%	66.2	0.2	0.0	0.0	0.0	0.0	0.0	0.0	9.2	10.1	N/A
		11/18/10	63.7%	0.0%		100.0%	0.1%	27.2	2.1	4.0	0.0	7.0	12.2	0.3	6.0	9.6	12.5	N/A
		02/10/11	51.0%	0.0%	0.0%	61.0%	0.0%	103	0.0	0.0	0.0	0.0	12.5	0.0	0.0	9.0	11.6	N/A
		04/07/11	54.0%	0.0%	N/A	67.0%	0.0%		0.1	0.0	0.0	0.0	12.6	0.1	2.0	7.0	13.4	N/A
		07/27/11	53.5%	0.0%	N/A	53.8%	0.0%	0.0	4.1	5.0	0.0	0.0	11.0	0.0	0.0	6.1	14.4	N/A
		11/03/11	51.8%	0.0%	N/A	55.2%	0.0%	3.9	0.3	0.0	0.0	0.0	18.6	0.0	0.0	7.2	13.7	N/A
		01/23/12	63.0%	0.0%	N/A	49.0%	0.0%	0.0	0.5	0.0	0.0	0.0	14.6	0.0	0.0	6.7	15.3	N/A
		04/10/12	64.7%	0.0%	N/A	57.3%	0.0%	1.3	0.6	NM	NM	NM	NM	0.0	0.0	5.7	15.4	N/A
		07/13/12	51.6%	0.0%	N/A	50.0%	0.0%	3.9	3.9	N/A	N/A	N/A	N/A	0.0	0.0	6.0	15.5	N/A
		10/04/12	59.6%	0.0%	N/A	40.0%	0.0%	1.0	0.8	NM	NM	NM	NM	0.0	0.0	4.6	16.4	N/A
		01/24/13	67.8%	0.0%	N/A	74.5%	0.1%	1.07	0.3	NM	NM	NM	NM	0.0	0.0	3.4	17.8	N/A
	23.5 ft	08/30/10	55.2%	0.0%		60.0%	0.0%	34.2	0.0	1.0	0.0	3.0	0.0	0.0	0.0	9.3	9.9	N/A
		11/19/10	57.8%	0.0%		59.8%	0.0%	3.6	1.6	0.0	0.0	6.0	10.5	0.0	0.0	10.1	11.0	N/A
		02/10/11	52.0%	0.0%	0.0%	69.3%	0.0%	112	0.0	0.0	0.0	0.0	11.5	0.0	0.0	10.1	11.7	N/A
		04/07/11	55.0%	0.0%	N/A	85.0%	0.0%		0.0	0.0	0.0	0.0	12.0	0.0	0.0	8.6	12.0	N/A
		07/27/11	55.7%	0.0%	N/A	56.3%	0.0%	0.0	3.1	2.0	0.0	0.0	8.2	0.1	2.0	8.9	11.3	N/A
		11/06/11	74.5%	0.0%	N/A	70.2%	0.0%		0.3	0.0	0.0	0.0	13.6	0.0	0.0	8.7	12.6	N/A
		01/23/12	54.0%	0.0%	N/A	91.5%	0.0%	1.4	0.5	0.0	0.0	0.0	13.7	0.0	0.0	8.1	14.0	N/A
		04/10/12	60.6%	0.0%	N/A	66.3%	0.1%	1.5	0.5	NM	NM	NM	NM	0.0	0.0	6.5	14.6	N/A
		07/13/12	57.2%	0.0%	N/A	40.0%	0.0%	4.7	4.7	NM	NM	NM	NM	0.0	0.0	6.3	14.6	N/A
		10/04/12	53.2%	0.0%	N/A	63.0%	0.0%	4.0	1.1	NM	NM	NM	NM	0.0	0.0	5.5	15.9	N/A
		01/24/13	56.6%	0.0%	N/A	51.0%	0.0%	1.0	0.3	NM	NM	NM	NM	0.0	0.0	4.7	16.5	N/A
	35.5 ft	08/30/10	NS	NS		NS	NS	NS	NS	NS	NS	NS	NS	NS	NS	NS	NS	NS
		11/19/10	NS	NS		NS	NS	NS	NS	NS	NS	NS	NS	NS	NS	NS	NS	NS
		02/10/11	NS	NS	NS	NS	NS	NS	NS	NS	NS	NS	NS	NS	NS	NS	NS	NS
		04/07/11	NS	NS	NS	NS	NS	NS	NS	NS	NS	NS	NS	NS	NS	NS	NS	NS
		07/27/11	NS	NS	NS	NS	NS	NS	NS	NS	NS	NS	NS	NS	NS	NS	NS	NS
		11/06/11	NS	NS	NS	NS	NS	NS	NS	NS	NS	NS	NS	NS	NS	NS	NS	NS
		01/23/12	NS	NS	NS	NS	NS	NS	NS	NS	NS	NS	NS	NS	NS	NS	NS	NS
		4/10/12 [13]	NS	NS	NS	NS	NS	NS	NS	NS	NS	NS	NS	NS	NS	NS	NS	NS
		7/13/12 [13]	NS	NS	NS	NS	NS	NS	NS	NS	NS	NS	NS	NS	NS	NS	NS	NS
		10/4/12[13]	NS	NS	NS	NS	NS	NS	NS	NS	NS	NS	NS	NS	NS	NS	NS	NS
		01/24/13[13]	NS	NS	NS	NS	NS	NS	NS	NS	NS	NS	NS	NS	NS	NS	NS	NS

SEE LAST PAGE OF TABLE FOR NOTES

TABLE 3
SOIL VAPOR SAMPLING - TEDLAR SAMPLING DATA

Reading Location			Shroud	Tedlar Bag 1		Shroud	Tedlar Bag 2											Tedlar Bag 3
Instrument			Dielectric		Landtec	Dielectric		FID	PID	Multi-gas				Landtec				Dielectric
Location	Depth	Date	Helium in Shroud Before	Helium Before	CH4 (%)	Helium in Shroud After	Helium After	FID (ppm)	PID (ppm)	CO (ppm)	H2S (ppm)	LEL (%)	O2 (%)	CH4 (%)	LEL (%)	CO2 (%)	O2 (%)	Direct Port Reading After
VMP-9	5 ft	08/26/10	50.2%	0.0%		45.6%	0.0%	36.7	0.0	2.0	0.0	3.0	0.4	0.4	8.0	11.6	4.7	N/A
		11/19/10	66.3%	0.0%		65.7%	0.0%	4.0	2.1	1.0	0.0	0.0	20.1	0.1	1.0	0.8	20.1	N/A
		02/08/11	67.4%	0.0%	0.0%	51.0%	0.0%	352	0.0	0.0	0.0	0.0	19.2	0.0	0.0	1.8	19.1	N/A
		04/06/11	50.3%	0.0%	N/A	62.2%	0.0%	0.0	1.6	0.0	0.0	0.0	0.4	0.0	0.0	1.1	5.8	N/A
		08/02/11	52.5%	0.0%	N/A	55.6%	0.4%	7550	92.3	4.0	0.0	13.0	0.5	0.9	19.0	14.9	0.5	N/A
		11/04/11	53.8%	0.0%	N/A	53.8%	0.0%		0.5	0.0	0.0	0.0	18.4	0.0	0.0	3.8	16.7	N/A
		01/26/12	55.1%	0.0%	N/A	66.2%	0.0%	0.0	0.5	0.0	0.0	0.0	17.7	0.1	2.0	13.8	2.2	N/A
		04/11/12	55.6%	0.0%	N/A	50.5%	0.0%	0.8	0.2	NM	NM	NM	NM	0.0	0.0	0.6	20.2	N/A
		07/13/12	68.7%	0.0%	0.0%	59.9%	0.0%	3.2	0.4	NM	NM	NM	NM	0.0	0.0	0.6	19.7	N/A
		10/10/12	54.20%	0.0%	N/A	47.3%	0.0%	1.0	0.6	NM	NM	NM	NM	0.0	0.0	0.3	20.6	N/A
		02/15/13[11]	51.7%	0.0%	N/A	51.7%	0.1%	0.97	0.3	NM	NM	NM	NM	0.0	0.0	0.2	20.4	N/A
	11.5 ft	08/26/10	54.2%	0.0%		34.7%	0.3%	19620	36.7	8.0	0.0	42.0	0.0	3.2	64.0	13.7	0.5	N/A
		11/19/10	57.5%	0.0%		57.8%	0.0%	1714	23.6	74.0	0.0	21.0	0.9	1.7	35.0	15.8	0.8	N/A
		02/09/11	62.7%	0.0%	0.0%	50.9%	0.0%	30.8	0.4	3.0	0.0	0.0	3.1	0.0	1.0	14.8	3.4	N/A
		04/06/11	53.7%	0.0%	N/A	56.3%	0.0%	60.8	0.0	0.0	0.0	0.0	0.0	0.0	0.0	10.4	1.4	N/A
		08/02/11	58.6%	0.8%	5.6%	57.2%	0.9%	37600	68.9	41.0	0.0	0.0	0.2	6	OVR	13.4	0.3	N/A
		11/04/11	57.1%	0.0%	N/A	51.7%	0.0%		0.7	0.0	0.0	0.0	14.9	0.0	0.0	10.0	9.8	N/A
		01/26/12	54.0%	0.4%	N/A	72.5%	0.0%	0.0	0.6	0.0	0.0	0.0	14.6	0.0	1.0	14.4	1.5	N/A
		04/11/12	55.4%	0.0%	N/A	50.5%	0.1%	0.6	0.2	NM	NM	NM	NM	0.0	0.0	1.4	19.6	N/A
		07/13/12	72.4%	0.4%	0.0%	60.1%	0.9%	2.9	0.2	NM	NM	NM	NM	0.0	0.0	1.2	19.4	N/A
		10/10/12	46.6%	0.0%	N/A	40.6%	0.5%	2.0	3.2	NM	NM	NM	NM	0.0	0.0	0.6	20.6	N/A
		01/25/13	66.4%	0.0%	N/A	34.0%	0.0%	0.87	0.5	NM	NM	NM	NM	0.0	0.0	0.4	21.6	N/A
	25.5 ft	08/26/10	50.2%	0.4%		47.6%	1.0%	46560	153	32.0	12.0	Neg	0.0	19.4	388	13.8	0.0	N/A
		11/19/10	51.0%	0.0%		55.8%	0.2%	3594	66.6	232	8.0	73.0	0.5	6.2	OVR	15.4	0.4	N/A
		02/09/11	64.9%	0.0%	N/A	40.5%	0.0%	7530	103	4.0	5.0	44.0	0.7	3.0	53.0	18.7	0.7	N/A
		04/08/11	54.0%	0.0%	N/A	80.0%	0.0%		45.0	0.0	2.0	14.0	0.0	1.5	31.0	15.8	0.6	N/A
		08/02/11	56.1%	0.3%	N/A	58.1%	0.5%	46300	87.2	76.0	13.0	74.0	0.3	11.7	OVR	12.8	0.4	N/A
		11/04/11	60.7%	0.0%	N/A	50.2%	0.0%		165.8	0.0	3.0	22.0	0.8	2.0	40.0	15.5	0.2	N/A
		01/26/12	54.5%	0.0%	N/A	67.1%	0.0%	5200	62.3	2.0	0.0	9.0	10.0	0.9	18.0	15.7	0.7	N/A
		04/11/12	61.0%	0.0%	N/A	60.1%	0.3%	0.7	0.3	NM	NM	NM	NM	0.0	0.0	3.8	18.0	N/A
		07/13/12	53.2%	0.0%	0.0%	59.6%	0.1%	3.7	0.6	NM	NM	NM	NM	0.0	0.0	2.6	18.7	N/A
		10/10/12	53.5%	0.0%	N/A	43.5%	0.0%	0.0	0.7	NM	NM	NM	NM	0.0	0.0	1.9	19.7	N/A
		01/30/13	66.5%	0.0%	N/A	60.4%	0.0%	0.55	0.4	NM	NM	NM	NM	0.0	0.0	1.4	20.1	N/A
	38.5 ft	08/26/10	62.5%	NS		NS	NS	NS	NS	NS	NS	NS	NS	NS	NS	NS	NS	NS
		11/19/10	NS	NS		NS	NS	NS	NS	NS	NS	NS	NS	NS	NS	NS	NS	NS
		02/09/11	50.9%	0.0%	N/A	50.0%	0.0%	10650	226	2.0	3.0	38.0	0.6	6.3	OVR	19.4	0.3	N/A
		04/08/11	52.0%	0.0%	N/A	55.0%	0.0%		169	0.0	7.0	20.0	0.0	3.6	81.0	17.9	0.3	N/A
		08/02/11	NS	NS	NS	NS	NS	NS	NS	NS	NS	NS	NS	NS	NS	NS	NS	NS
		11/04/11	NS	NS	NS	NS	NS	NS	NS	NS	NS	NS	NS	NS	NS	NS	NS	NS
		01/26/12	51.5%	0.0%	N/A	61.9%	0.0%	5900	202.1	0.0	2.0	10.0	7.4	1.5	31.0	16.0	0.4	N/A
		04/11/12	50.5%	0.0%	N/A	51.4%	0.0%	2.6	1.1	NM	NM	NM	NM	0.0	0.0	8.9	13.1	N/A
		07/13/12	69.1%	0.0%	0.0%	45.1%	0.3%	4.7	0.7	NM	NM	NM	NM	0.0	0.0	4.9	16.2	N/A
		10/10/12	55.4%	0.0%	N/A	46.7%	0.0%	95.0	14.35	NM	NM	NM	NM	0.0	0.0	6.4	14.0	N/A
		01/30/13	49.4%	0.0%	N/A	42.6%	0.0%	1.22	0.4	NM	NM	NM	NM	0.0	0.0	6.7	15.5	N/A

SEE LAST PAGE OF TABLE FOR NOTES

TABLE 3
SOIL VAPOR SAMPLING - TEDLAR SAMPLING DATA

Reading Location			Shroud	Tedlar Bag 1		Shroud	Tedlar Bag 2										Tedlar Bag 3
Instrument			Dielectric		Landtec	Dielectric		FID	PID	Multi-gas				Landtec				Dielectric
Location	Depth	Date	Helium in Shroud Before	Helium Before	CH4 (%)	Helium in Shroud After	Helium After	FID (ppm)	PID (ppm)	CO (ppm)	H2S (ppm)	LEL (%)	O2 (%)	CH4 (%)	LEL (%)	CO2 (%)	O2 (%)	Direct Port Reading After
VMP-10	5 ft	09/07/10	60.2%	0.0%		35.8%	0.0%	0.0	0.1	0.0	0.0	0.0	0.0	0.0	0.0	6.4	14.0	N/A
		11/18/10	56.5%	0.0%		52.4%	0.0%	26.8	0.5	0.0	0.0	0.0	17.7	0.0	1.0	3.7	18.4	N/A
		02/10/11	50.5%	0.0%	N/A	44.0%	0.0%	213	0.4	0.0	0.0	0.0	16.2	0.0	0.0	4.5	17.8	N/A
		04/05/11	62.6%	0.0%	N/A	62.7%	0.1%	28.8	3.2	0.0	0.0	0.0	19.0	0.0	0.0	0.9	19.8	N/A
		07/29/11	57.7%	0.0%	N/A	48.4%	0.0%	0.0	1.0	1.0	0.0	0.0	16.0	0.0	0.0	4.4	17.4	N/A
		11/04/11	56.0%	0.0%	N/A	52.0%	0.0%		0.6	0.0	0.0	0.0	18.7	0.0	0.0	3.1	17	N/A
		01/25/12	76.6%	0.0%	N/A	63.1%	0.4%	1.0	1.7	0.0	0.0	0.0	20.9	0.0	0.0	0.0	20.9	N/A
		04/11/12	62.5%	0.0%	N/A	51.4%	0.1%	0.5	0.9	NM	NM	NM	NM	0.0	0.0	3.5	17.7	N/A
		07/13/12	50.8%	0.0%	N/A	47.1%	0.0%	3.2	0.2	NM	NM	NM	NM	0.0	0.0	2.2	18.3	N/A
		10/16/12	59.0%	0.0%	N/A	53.6%	0.0%	0.0	0.5	NM	NM	NM	NM	0.0	0.0	1.9	17.8	N/A
		01/29/13	52.6%	0.0%	N/A	52.1%	0.1%	1.22	0.3	NM	NM	NM	NM	0.0	0.0	0.0	20.8	N/A
	10 ft	09/07/10	53.4%	0.0%		25.5%	0.0%	0.0	0.0	0.0	0.0	0.0	0.0	0.0	0.0	9.0	11.9	N/A
		11/18/10	54.4%	0.0%		49.4%	0.1%	41.2	0.7	4.0	0.0	0.0	15.4	0.0	1.0	6.1	15.9	N/A
		02/11/11	54.5%	0.0%	N/A	65.5%	0.0%	67.4	0.1	0.0	0.0	0.0	14.9	0.0	0.0	5.5	14.7	N/A
		04/06/11	55.7%	0.0%	N/A	59.4%	0.1%	38.9	0.0	0.0	0.0	0.0	18.7	0.0	0.0	0.0	19.6	N/A
		07/29/11	52.8%	0.0%	N/A	49.8%	0.2%	0.0	2.8	1.0	0.0	0.0	12.3	0.0	0.0	6.0	15.3	N/A
		11/04/11	57.8%	0.0%	N/A	60.0%	0.0%		0.7	0.0	0.0	0.0	17.6	0.0	0.0	4.4	15.8	N/A
		01/25/12	53.2%	0.0%	N/A	36.0%	0.0%	1.6	1.8	0.0	0.0	0.0	20.9	0.0	0.0	4.1	16.3	N/A
		04/11/12	55.4%	0.0%	N/A	56.5%	0.0%	0.5	0.8	NM	NM	NM	NM	0.0	0.0	4.4	16.4	N/A
		07/13/12	50.4%	0.0%	N/A	40.7%	0.0%	4.1	0.8	NM	NM	NM	NM	0.0	0.0	3.2	17.2	N/A
		10/16/12	53.6%	0.0%	N/A	35.8%	0.0%	1.0	0.6	NM	NM	NM	NM	0.0	0.0	2.4	17.2	N/A
		01/29/13	51.7%	0.0%	N/A	55.8%	0.1%	0.86	0.3	NM	NM	NM	NM	0.0	0.0	0.1	20.8	N/A
	20 ft	09/07/10	51.8%	0.0%		32.9%	0.0%	0.0	0.0	0.0	0.0	0.0	0.0	0.0	0.0	12.3	9.4	N/A
		11/18/10	58.1%	0.0%		41.0%	0.0%	85.7	0.7	4.0	0.0	0.0	13.2	0.0	0.0	9.1	13.2	N/A
		02/11/11	52.6%	0.0%	N/A	55.8%	0.4%	51.5	0.3	0.0	0.0	0.0	12.9	0.0	0.0	7.4	13.1	N/A
		04/06/11	53.5%	0.0%	N/A	54.7%	0.2%	50.0	0.6	0.0	0.0	0.0	17.7	0.0	0.0	2.7	17.6	N/A
		07/29/11	62.7%	0.0%	N/A	45.9%	0.4%	0.0	3.3	2.0	0.0	0.0	9.7	0.0	0.0	7.3	13.2	N/A
		11/04/11	62.1%	0.0%	N/A	63.8%	0.0%		0.6	0.0	0.0	0.0	16.0	0.0	0.0	6.2	14.2	N/A
		01/25/12	57.2%	0.0%	N/A	58.1%	0.0%	2.0	0.0	0.0	0.0	0.0	14.1	0.0	0.0	6.2	14.4	N/A
		04/11/12	56.2%	0.0%	N/A	50.5%	0.1%	1.4	1.1	NM	NM	NM	NM	0.0	0.0	5.5	14.6	N/A
		07/16/12	50.6%	0.0%	N/A	46.6%	0.0%	1.8	0.8	NM	NM	NM	NM	0.0	0.0	5.2	15.9	N/A
		10/16/12	57.6%	0.0%	N/A	39.7%	0.0%	0.0	0.5	NM	NM	NM	NM	0.0	0.0	4.2	15.4	N/A
		01/29/13	55.7%	0.0%	N/A	63.6%	0.1%	0.99	0.4	NM	NM	NM	NM	0.0	0.0	0.4	20.4	N/A
	30 ft	09/07/10	NS	NS		NS	NS	NS	NS	NS	NS	NS	NS	NS	NS	NS	NS	NS
		11/18/10	NS	NS		NS	NS	NS	NS	NS	NS	NS	NS	NS	NS	NS	NS	NS
		02/11/11	NS	NS	NS	NS	NS	NS	NS	NS	NS	NS	NS	NS	NS	NS	NS	NS
		04/06/11	NS	NS	NS	NS	NS	NS	NS	NS	NS	NS	NS	NS	NS	NS	NS	NS
		07/29/11	NS	NS	NS	NS	NS	NS	NS	NS	NS	NS	NS	NS	NS	NS	NS	NS
		11/04/11	NS	NS	NS	NS	NS	NS	NS	NS	NS	NS	NS	NS	NS	NS	NS	NS
		01/25/12	71.3%	0.2%	N/A	58.9%	0.2%	21	1.7	0.0	0.0	0.0	10.2	0.0	0.0	0.1	11.8	N/A
		04/11/12	51.0%	0.0%	N/A	55.7%	0.0%	6.7	0.9	NM	NM	NM	NM	0.0	0.0	6.5	13.1	N/A
		07/16/12	55.3%	0.0%	N/A	50.2%	0.0%	2.8	0.8	NM	NM	NM	NM	0.0	0.0	6.1	14.5	N/A
		10/16/12	55.8%	0.0%	N/A	35.0%	0.4%	1.0	0.7	NM	NM	NM	NM	0.0	0.0	6.1	13.1	N/A
		01/29/13	52.7%	0.0%	N/A	62.3%	0.1%	0.62	0.4	NM	NM	NM	NM	0.0	0.0	2.6	18.9	N/A

SEE LAST PAGE OF TABLE FOR NOTES

TABLE 3
SOIL VAPOR SAMPLING - TEDLAR SAMPLING DATA

Reading Location			Shroud	Tedlar Bag 1		Shroud	Tedlar Bag 2										Tedlar Bag 3
Instrument			Dielectric		Landtec	Dielectric		FID	PID	Multi-gas				Landtec				Dielectric
Location	Depth	Date	Helium in Shroud Before	Helium Before	CH4 (%)	Helium in Shroud After	Helium After	FID (ppm)	PID (ppm)	CO (ppm)	H2S (ppm)	LEL (%)	O2 (%)	CH4 (%)	LEL (%)	CO2 (%)	O2 (%)	Direct Port Reading After
VMP-11	5 ft	09/07/10	57.9%	0.0%		44.3%	0.0%	0.0	0.1	2.0	0.0	0.0	0.0	0.0	0.0	9.9	10.3	N/A
		11/22/10	56.5%	0.0%		75.0%	0.0%	6.6	1.3	5.0	0.0	0.0	8.6	0.0	0.0	11.0	8.2	N/A
		02/11/11	52.9%	0.0%	N/A	45.9%	0.0%	12.8	0.8	0.0	0.0	0.0	9.4	0.0	0.0	9.5	9.9	N/A
		04/06/11	55.3%	0.0%	0.0%	48.9%	0.0%	3.4	0.7	0.0	0.0	0.0	10.6	0.0	0.0	8.5	10.5	N/A
		08/07/11	68.2%	0.0%	N/A	47.5%	0.0%	0.0	4.3	0.0	0.0	0.0	13.6	0.0	0.0	7.5	13.1	N/A
		11/11/11	53.2%	0.0%	N/A	67.0%	0.0%	0.0	1.1	0.0	0.0	0.0	7.5	0.0	0.0	11.1	8.0	N/A
		01/26/12	75.8%	0.0%	N/A	75.8%	0.0%	0.0	0.7	0.0	0.0	0.0	7.2	0.0	0.0	10.7	7.2	N/A
		04/19/12	82.4%	0.0%	0.0%	62.7%	0.0%	0.0	2.6	NM	NM	NM	NM	0.0	0.0	5.9	16.3	N/A
		07/19/12	54.0%	0.0%	0.0%	50.0%	0.0%	3.6	1.3	NM	NM	NM	NM	0.0	0.0	2.4	18.0	N/A
		10/16/12	52.7%	0.0%	N/A	45.6%	0.0%	2.0	0.4	N/A	N/A	N/A	N/A	0.0	0.0	5	14.6	N/A
		01/29/13	65.3%	0.0%	N/A	60.8%	0.1%	19.58	3.0	NM	NM	NM	NM	0.0	0.0	0.5	19.9	N/A
	8 ft	09/08/10	52.3%	0.0%		37.6%	0.0%	10.5	0.0	0.0	0.0	0.0	0.0	0.0	0.0	9.5	11.0	N/A
		11/22/10	55.0%	0.0%		57.5%	0.0%	8.0	1.8	4.0	0.0	0.0	7.8	0.0	0.0	11.4	7.6	N/A
		02/11/11	54.3%	0.0%	N/A	43.7%	0.0%	27.7	0.9	0.0	0.0	0.0	8.6	0.0	0.0	10.1	9.0	N/A
		04/06/11	73.8%	0.0%	0.0%	70.0%	0.0%	3.0	0.8	0.0	0.0	0.0	10.5	0.0	0.0	8.3	10.1	N/A
		08/07/11	53.0%	0.0%	N/A	35.1%	0.0%	0.0	2.3	4.0	0.0	0.0	8.0	0.1	1.0	9.9	7.9	N/A
		11/14/11	54.2%	0.0%	N/A	62.1%	0.0%		0.4	0.0	0.0	0.0	3.7	0.0	0.0	10.5	8.2	N/A
		01/26/12	76.2%	0.0%	N/A	76.2%	0.0%	0.0	0.7	0.0	0.0	0.0	7.7	0.0	0.0	10.6	7.6	N/A
		04/19/12	50.5%	0.0%	0.0%	65.7%	0.1%	0.0	2.1	NM	NM	NM	NM	0.0	0.0	4.0	16.6	N/A
		07/20/12	50.4%	0.0%	N/A	40.0%	0.0%	32.9	1.4	N/A	N/A	N/A	N/A	0.0	0.1	4.0	16.7	N/A
		10/16/12	55.6%	0.0%	N/A	43.1%	0.0%	1.0	0.4	N/A	N/A	N/A	N/A	0.0	0.0	4.5	15.6	N/A
		01/29/13	71.2%	0.0%	N/A	57.1%	0.0%	3.66	1.5	NM	NM	NM	NM	0.0	0.0	1.1	19.0	N/A
	29 ft	09/08/10	63.8%	0.0%		40.0%	0.0%	1400	97.3	1.0	0.0	5.0	0.0	0.0	1.0	14.7	0.0	N/A
		11/22/10	57.5%	0.0%		46.3%	0.0%	785	58.7	3.0	0.0	3.0	0.8	0.2	5.0	14.7	0.8	N/A
		02/14/11	55.5%	0.0%	N/A	36.9%	0.0%	7.2	0.0	0.0	0.0	0.0	1.6	0.0	0.0	15.3	1.7	N/A
		04/06/11	63.8%	0.0%	0.0%	66.0%	0.0%	3.9	1.1	0.0	0.0	0.0	0.2	0.1	2.0	14.6	0.8	N/A
		08/25/11	53.7%	0.0%	0.0%	47.5%	0.0%	0.0	0.3	2.0	0.0	0.0	0.9	0.0	0.0	14.0	0.5	N/A
		11/14/11	54.3%	0.0%	N/A	62.8%	0.0%		0.6	0.0	0.0	0.0	0.0	0.0	0.0	14.9	1.5	N/A
		01/26/12	52.8%	0.0%	N/A	52.1%	0.0%	0.0	0.5	0.0	0.0	0.0	1.3	0.0	0.0	15.3	1.2	N/A
		04/19/12 [12]	60.7%	0.0%	0.0%	60.7%	0.1%	0.0	2.1	NM	NM	NM	NM	0.0	0.0	12.9	2.8	N/A
		04/27/12	54.8%	0.0%	N/A	51.1%	0.0%	0.0	0.7	NM	NM	NM	NM	0.0	0.0	11.9	7.1	N/A
		07/23/12	50.5%	0.0%	N/A	66.5%	0.0%	2.4	1.1	NM	NM	NM	NM	0.0	0.0	9.8	8.3	N/A
		10/16/12	50.1%	0.0%	N/A	41.3%	0.0%	1.0	0.7	NM	NM	NM	NM	0.0	0.0	7.5	12.4	N/A
		01/29/13	70.5%	0.0%	N/A	46.1%	0.0%	0.52	0.4	NM	NM	NM	NM	0.0	0.0	3.5	18.4	N/A
	38 ft	09/08/10	NS	NS		NS	NS	NS	NS	NS	NS	NS	NS	NS	NS	NS	NS	NS
		11/22/10	NS	NS		NS	NS	NS	NS	NS	NS	NS	NS	NS	NS	NS	NS	NS
		02/14/11	NS	NS	NS	NS	NS	NS	NS	NS	NS	NS	NS	NS	NS	NS	NS	NS
		04/06/11	NS	NS	NS	NS	NS	NS	NS	NS	NS	NS	NS	NS	NS	NS	NS	NS
		08/07/11	NS	NS	NS	NS	NS	NS	NS	NS	NS	NS	NS	NS	NS	NS	NS	NS
		11/14/11	NS	NS	NS	NS	NS	NS	NS	NS	NS	NS	NS	NS	NS	NS	NS	NS
		01/26/12	NS	NS	NS	NS	NS	NS	NS	NS	NS	NS	NS	NS	NS	NS	NS	NS
		04/23/12	66.5%	0.0%	N/A	56.8%	0.0%	732	289	NM	NM	NM	NM	0.0	0.0	15.9	1.0	N/A
		07/23/12	51.0%	0.0%	N/A	58.5%	0.0%	400	112	NM	NM	NM	NM	0.0	0.0	15.9	0.3	N/A
		10/16/12	67.0%	0.0%	N/A	40.3%	0.0%	38.0	1.0	NM	NM	NM	NM	0.0	0.0	12.9	7.0	N/A
		01/30/13	50.7%	0.0%	N/A	51.9%	0.0%	7.55	0.7	NM	NM	NM	NM	0.0	0.0	8.3	13.6	N/A

SEE LAST PAGE OF TABLE FOR NOTES

TABLE 3
SOIL VAPOR SAMPLING - TEDLAR SAMPLING DATA

Reading Location			Shroud	Tedlar Bag 1		Shroud	Tedlar Bag 2											Tedlar Bag 3
Instrument			Dielectric		Landtec	Dielectric		FID	PID	Multi-gas				Landtec				Dielectric
Location	Depth	Date	Helium in Shroud Before	Helium Before	CH4 (%)	Helium in Shroud After	Helium After	FID (ppm)	PID (ppm)	CO (ppm)	H2S (ppm)	LEL (%)	O2 (%)	CH4 (%)	LEL (%)	CO2 (%)	O2 (%)	Direct Port Reading After
VMP-12	5 ft	09/03/10	48.7%	10.4%		45.7%	11.1%	OVR	22.5	145	23.0	OVR	0.0	OVR	OVR	14.5	0.7	10.1%
		12/03/10	55.3%	1.1%		57.0%	1.1%	4986	21.7	220	0.0	73.0	0.7	9.9	OVR	13.5	1.1	N/A
		02/15/11	62.7%	3.3%	80.1%	62.6%	2.5%	2630000	86.7	0.0	0.0	OVR	0.2	86.7	OVR	8.1	0.0	N/A
		04/19/11	52.0%	7.7%	OVR	59.0%	7.9%	69.5	71.8	9.0	11.0	OVR	0.0	OVR	OVR	7.7	0.4	N/A
		08/04/11	57.4%	8.2%	OVR	38.1%	5.1%	OVR	89.8	49.0	8.0	0.0	0.0	OVR	OVR	12.3	1.0	N/A
		11/16/11	78.1%	0.0%	N/A	61.5%	0.0%	20.0	8.9	0.0	0.0	0.0	14.0	0.0	0.0	8.2	16.3	N/A
		01/24/12	53.6%	0.6%	N/A	50.0%	1.8%	17.0	46.9	0.0	0.0	0.0	19.2	0.1	2.0	3.6	19.2	N/A
		04/19/12	54.2%	0.0%	N/A	52.8%	0.1%	3.0	3.2	NM	NM	NM	NM	0.0	0.0	5.1	12.8	N/A
		07/26/12	55.6%	0.0%	0.0%	79.6%	2.1%	5.7	0.4	NM	NM	NM	NM	0.0	0.0	0.1	20.1	N/A
		10/24/12	56.1%	0.0%	N/A	39.0%	0.1%	2.0	0.7	NM	NM	NM	NM	0.0	0.0	0.1	20.4	N/A
		02/18/13[9]	54.9%	0.3%	0.0%	42.2%	0.5%	2.61	0.2	NM	NM	NM	NM	0.0	0.0	0.1	20.8	N/A
	11.5 ft	09/03/10	54.1%	9.6%		33.4%	10.1%	OVR	44.1	293	15.0	Off	0.0	OVR	OVR	15.2	0.6	11.4%
		12/03/10	67.1%	5.8%		58.6%	6.5%	50100	48.7	78.0	7.0	OVR	0.6	OVR	OVR	12.7	0.9	6.9%
		02/15/11	51.0%	5.1%	OVR	56.3%	5.4%	OVR	122	168	21.0	OVR	0.3	OVR	OVR	9.6	0.0	N/A
		04/19/11	51.0%	8.7%	OVR	58.3%	9.4%	80.8	78.0	50.0	19.0	OVR	0.0	OVR	OVR	9.5	0.2	N/A
		08/04/11	51.2%	5.2%	OVR	27.7%	8.0%	OVR	193.8	62.0	19.0	OVR	0.0	OVR	OVR	11.5	1.0	N/A
		11/16/11	71.5%	0.0%	N/A	56.5%	0.2%	27100	36.2	0.0	0.0	51.0	1.1	3.0	61.0	11.0	6.4	N/A
		01/24/12	53.1%	0.0%	N/A	46.5%	1.0%	79000	282.5	0.0	0.0	91.0	2.1	12.4	OVR	10.7	1.4	N/A
		04/19/12	70.1%	0.0%	N/A	50.8%	0.9%	46500	13.8	NM	NM	NM	NM	5.4	OVR	8.1	6.3	N/A
		7/26/2012[11]	58.3%	1.1%	N/A	50.2%	2.0%	NM	NM	NM	NM	NM	NM	0.0	0.0	0.3	20.3	N/A
		08/20/12	54.6%	0.0%	N/A	41.9%	0.2%	4.8	1.1	NM	NM	NM	NM	0.0	0.0	0.1	20.8	N/A
		10/26/12[9]	54.5%	0.0%	N/A	48.1%	0.1%	2.0	0.3	NM	NM	NM	NM	0.0	0.0	0.2	20.2	N/A
		02/18/13[9]	54.7%	0.0%	0.0%	58.5%	0.8%	4.97	0.3	NM	NM	NM	NM	0.0	0.0	0.3	20.0	N/A
	25 ft	09/03/10	52.6%	11.6%		34.9%	10.6%	OVR	441	379	7.0	OVR	0.0	OVR	OVR	15.3	0.5	10.8%
		12/03/10	54.4%	8.8%		53.1%	9.1%	61100	64.7	134	2.0	OVR	0.6	OVR	OVR	13.9	0.6	9.5%
		02/15/11	54.6%	3.9%	OVR	72.1%	4.8%	OVR	242	248	9.0	OVR	0.0	OVR	OVR	13.6	0.0	N/A
		04/19/11	53.0%	8.8%	OVR	75.0%	9.3%	76.0	133	90.0	9.0	OVR	0.0	OVR	OVR	12.3	0.8	N/A
		08/04/11	92.6%	11.6%	OVR	31.3%	8.1%	OVR	244.6	4.0	11.0	OVR	0.0	OVR	OVR	11.8	0.9	N/A
		11/16/11	82.5%	11.2%	OVR	57.8%	0.4%	OVR	140	104	0.0	OVR	0.0	OVR	OVR	12.7	0.6	N/A
		01/24/12	57.0%	8.1%	OVR	47.9%	7.6%	848000	1525	0.0	0.0	OVR	3.7	OVR	OVR	12.7	0.3	N/A
		04/19/12	54.9%	5.1%	N/A	53.7%	9.0%	900000	48.5	NM	NM	NM	NM	OVR	OVR	10.2	0.8	N/A
		07/26/12	50.5%	0.6%	28.4%	53.2%	0.5%	46700	100	NM	NM	NM	NM	19.7	OVR	9.8	5.4	N/A
		10/25/12[12]	56.6%	0.0%	N/A	60.5%	0.0%	8350	130	NM	NM	NM	NM	3.5	70	13.3	1.3	N/A
		02/15/13	62.2%	2.3%	33.0%	42.0%	2.3%	164000	28.99	NM	NM	NM	NM	40	OVR	12.2	2.8	N/A
	39 ft	09/03/10	NS	NS		NS	NS	NS	NS	NS	NS	NS	NS	NS	NS	NS	NS	NS
		12/03/10	NS	NS		NS	NS	NS	NS	NS	NS	NS	NS	NS	NS	NS	NS	NS
		02/15/11	NS	NS	NS	NS	NS	NS	NS	NS	NS	NS	NS	NS	NS	NS	NS	NS
		04/19/11	51.0%	12.0%	OVR	53.0%	11.2%	96.7	131	85.0	17.0	OVR	0.0	OVR	OVR	13.0	0.7	N/A
		08/04/11	NS	NS	NS	NS	NS	NS	NS	NS	NS	NS	NS	NS	NS	NS	NS	NS
		11/16/11	NS	NS	NS	NS	NS	NS	NS	NS	NS	NS	NS	NS	NS	NS	NS	NS
		01/24/12	50.5%	15.5%	OVR	36.1%	9.4%	OVR	1416	0.0	6.0	OVR	1.2	OVR	OVR	13.2	0.0	N/A
		04/19/12	65.5%	5.2%	N/A	60.9%	9.2%	OVR	62.0	NM	NM	NM	NM	OVR	OVR	11.5	0.7	N/A
		07/26/12	60.7%	4.2%	OVR	59.2%	5.3%	375000	1850	NM	NM	NM	NM	OVR	OVR	11.9	1.2	N/A
		10/24/12	52.7%	2.7%	OVR	42.4%	2.9%	179000	71.44	NM	NM	NM	NM	83.6	OVR	12.4	2.3	N/A
		02/15/13	54.0%	4.5%	OVR	40.0%	4.4%	488000	91.23	NM	NM	NM	NM	OVR	OVR	14.1	2.1	N/A

SEE LAST PAGE OF TABLE FOR NOTES

TABLE 3
SOIL VAPOR SAMPLING - TEDLAR SAMPLING DATA

Reading Location			Shroud	Tedlar Bag 1		Shroud	Tedlar Bag 2										Tedlar Bag 3
Instrument			Dielectric		Landtec	Dielectric		FID	PID	Multi-gas				Landtec				Dielectric
Location	Depth	Date	Helium in Shroud Before	Helium Before	CH4 (%)	Helium in Shroud After	Helium After	FID (ppm)	PID (ppm)	CO (ppm)	H2S (ppm)	LEL (%)	O2 (%)	CH4 (%)	LEL (%)	CO2 (%)	O2 (%)	Direct Port Reading After
VMP-13	5 ft	09/13/10	56.7%	0.0%		46.7%	0.0%	35.3	0.0	0.0	0.0	0.0	0.0	0.0	0.0	6.8	9.0	N/A
		12/01/10	43.4%	0.1%		51.5%	0.0%	0.6	1.8	5.0	0.0	0.0	11.6	0.1	2.0	6.4	12.6	N/A
		02/18/11	50.9%	0.0%	N/A	50.9%	0.0%	0.0	1.0	0.0	0.0	0.0	14.8	0.0	0.0	3.3	15.8	N/A
		04/05/11	70.2%	0.0%	N/A	82.6%	0.0%	50.9	5.9	0.0	0.0	0.0	15.3	0.0	0.0	3.7	17.4	N/A
		08/09/11	57.9%	0.0%	N/A	44.0%	0.0%		7.0	2.0	0.0	0.0	4.0	0.0	1.0	11.2	4.7	N/A
		11/14/11	54.5%	0.0%	N/A	60.3%	0.0%		0.6	0.0	0.0	0.0	8.0	0.0	0.0	6.3	11.6	N/A
		01/27/12	53.8%	0.0%	N/A	57.7%	0.0%	0.0	0.8	0.0	0.0	0.0	12.3	0.0	0.0	5.6	13.0	N/A
		04/20/12	79.8%	0.0%	0.0%	51.2%	0.0%	0.0	0.2	NM	NM	NM	NM	0.0	0.0	3.7	17.4	N/A
		07/19/12	54.2%	0.0%	N/A	51.4%	0.0%	2.7	1.1	NM	NM	NM	NM	0.0	0.0	4.2	16.3	N/A
		10/09/12	60.7%	0.0%	N/A	45.5%	0.0%	2.0	1.0	NM	NM	NM	NM	0.0	0.0	2.9	19.2	N/A
		01/29/13	53.1%	0.0%	N/A	55.0%	0.1%	1.09	0.4	NM	NM	NM	NM	0.0	0.0	0.2	20.7	N/A
	10.5 ft	09/13/10	53.2%	0.0%		30.3%	0.0%	1460	1.0	2.0	2.0	5.0	0.0	0.2	1.0	8.6	0.7	N/A
		12/01/10	41.2%	0.0%		42.7%	0.0%	0.6	2.2	2.0	0.0	0.0	5.1	0.0	1.0	10.4	5.0	N/A
		02/18/11	50.4%	0.0%	N/A	47.9%	0.0%	2550	192	0.0	0.0	16.0	1.7	0.1	16.0	6.8	10.6	N/A
		04/05/11	50.2%	0.0%	N/A	72.8%	0.0%	30.5	4.4	1.0	0.0	0.0	10.6	0.0	0.0	3.3	12.1	N/A
		08/09/11	58.5%	0.0%	N/A	49.9%	0.0%		46.0	31.0	0.0	11.0	0.5	0.7	15.0	12.4	1.3	N/A
		11/14/11	56.4%	0.0%	N/A	60.5%	0.0%		0.5	0.0	0.0	0.0	4.9	0.0	0.0	7.6	9.3	N/A
		01/27/12	63.5%	0.0%	N/A	60.1%	0.0%	0.0	0.5	0.0	0.0	0.0	9.8	0.0	0.0	7.1	10.1	N/A
		04/20/12	71.2%	0.0%	0.0%	72.3%	0.0%	0.0	0.4	NM	NM	NM	NM	0.0	0.0	4.7	14.7	N/A
		07/19/12	53.4%	0.0%	N/A	46.1%	0.0%	3.1	1.5	NM	NM	NM	NM	0.0	0.0	6.0	12.7	N/A
		10/09/12	58.9%	0.0%	N/A	40.8%	0.0%	1.0	1.7	NM	NM	NM	NM	0.0	0.0	4.2	17.2	N/A
		01/30/13	62.6%	0.0%	N/A	52.6%	0.0%	0.85	0.3	NM	NM	NM	NM	0.0	0.0	0.8	20.7	N/A
	21.5 ft	09/13/10	56.7%	0.1%		27.9%	0.0%	35600	1869	7.0	0.0	30.0	0.0	2.4	49.0	12.2	0.0	N/A
		12/01/10	43.5%	0.2%		46.7%	0.3%	1928	255	2.0	0.0	26.0	0.6	2.1	43.0	13.4	0.6	N/A
		02/18/11	55.4%	0.0%	N/A	53.1%	0.0%	3050	372	0.0	0.0	21.0	1.4	1.8	37.0	12.7	0.6	N/A
		04/05/11	50.2%	0.0%	N/A	50.2%	0.0%	18220	OVR	0.0	0.0	17.0	4.4	0.0	34.0	0.1	10.4	N/A
		08/09/11	54.2%	0.0%	N/A	48.0%	0.0%		202.3	11.0	0.0	40.0	0.3	2.4	48.0	11.7	0.9	N/A
		11/14/11	56.8%	0.0%	N/A	64.7%	0.0%		293.5	0.0	0.0	20.0	0.0	1.2	24.0	11.8	0.8	N/A
		01/27/12	52.0%	0.0%	N/A	48.2%	0.0%	6600	217.6	0.0	0.0	14.0	0.5	0.6	12.0	12.5	0.3	N/A
		04/20/12	67.0%	0.0%	0.0%	68.0%	0.0%	1110	6.5	NM	NM	NM	NM	0.0	0.0	12.8	0.4	N/A
		07/19/12	47.6%	0.0%	N/A	53.2%	0.0%	69.0	3.0	NM	NM	NM	NM	0.0	0.0	13.8	1.3	N/A
		10/09/12	59.2%	0.0%	N/A	43.7%	0.0%	47.0	6.4	NM	NM	NM	NM	0.0	0.0	14.6	1.4	N/A
		01/30/13	52.6%	0.0%	N/A	51.9%	0.0%	0.97	0.3	NM	NM	NM	NM	0.0	0.0	1.8	20.2	N/A
	29.5 ft	09/13/10	NS	NS		NS	NS	NS	NS	0.0	NS	NS	NS	NS	NS	NS	NS	NS
		12/01/10	NS	NS		NS	NS	NS	NS	NS	NS	NS	NS	NS	NS	NS	NS	NS
		02/18/11	52.1%	0.0%	N/A	49.2%	0.0%	8300	OVR	64.0	2.0	8.0	1.0	1.5	25.0	3.5	16.3	N/A
		04/05/11	63.9%	0.0%	N/A	47.9%	0.0%	50220	OVR	1.0	0.0	22.0	3.4	0.0	55.0	0.0	19.8	N/A
		08/09/11	NS	NS	NS	NS	NS	NS	NS	NS	NS	NS	NS	NS	NS	NS	NS	NS
		11/14/11	NS	NS	NS	NS	NS	NS	NS	NS	NS	NS	NS	NS	NS	NS	NS	NS
		01/30/12	51.7%	0.0%	N/A	91.8%	0.0%	12700	5964	4.0	3.0	0.0	0.4	1.1	23.0	12.6	0.6	N/A
		04/20/12	70.8%	0.0%	0.3%	61.8%	0.0%	8700	1450	NM	NM	NM	NM	0.3	7.0	12.1	1.2	N/A
		07/19/12	56.3%	0.0%	N/A	50.9%	0.0%	13100	1850	NM	NM	NM	NM	0.3	7.0	13.5	1.3	N/A
		10/09/12	72.8%	0.0%	N/A	41.7%	0.0%	4400	780	NM	NM	NM	NM	0.5	9	15.0	1.3	N/A
		01/30/13	53.2%	0.0%	N/A	52.6%	0.0%	540	245	NM	NM	NM	NM	0.0	0.0	5.1	15.9	N/A

SEE LAST PAGE OF TABLE FOR NOTES

TABLE 3
SOIL VAPOR SAMPLING - TEDLAR SAMPLING DATA

Reading Location			Shroud	Tedlar Bag 1		Shroud	Tedlar Bag 2											Tedlar Bag 3
Instrument			Dielectric		Landtec	Dielectric		FID	PID	Multi-gas				Landtec				Dielectric
Location	Depth	Date	Helium in Shroud Before	Helium Before	CH4 (%)	Helium in Shroud After	Helium After	FID (ppm)	PID (ppm)	CO (ppm)	H2S (ppm)	LEL (%)	O2 (%)	CH4 (%)	LEL (%)	CO2 (%)	O2 (%)	Direct Port Reading After
VMP-14	5 ft	09/10/10	53.6%	3.8%		51.4%	4.0%	2320000	1.6	0.0	0.0	OVR	0.0	17.9	OVR	20.1	0.0	3.2%
		12/01/10	42.6%	0.5%		33.5%	0.7%	3.0	1.6	2.0	0.0	0.0	12.7	0.1	2.0	2.7	13.5	N/A
		02/17/11	54.1%	0.0%	0.0%	68.1%	0.0%	155	1.0	3.0	0.0	3.0	2.9	0.2	3.0	2.4	2.6	N/A
		04/05/11	59.6%	0.0%	N/A	54.9%	0.2%	0.0	0.5	0.0	0.0	0.0	19.2	0.0	0.0	2.7	19.0	N/A
		08/08/11	59.0%	1.0%	N/A	61.5%	1.0%	49000	38	17	0.0	5.0	0.3	6.8	OVR	18.2	0.1	N/A
		11/14/11	61.1%	0.0%	N/A	62.7%	0.0%		0.9	0.0	0.0	0.0	12.7	0.0	0.0	8.2	15.1	N/A
		01/26/12	50.6%	NS	NS	NS	NS	NS	NS	NS	NS	NS	NS	NS	NS	NS	NS	NS
		04/20/12	52.0%	0.0%	N/A	66.6%	0.0%	0.0	0.2	NM	NM	NM	NM	0.0	0.0	3.3	19.8	N/A
		07/23/12	52.0%	0.0%	N/A	70.2%	0.0%	2.1	2.0	N/A	N/A	N/A	N/A	0.0	0.0	9.0	9.1	N/A
		10/10/12	56.0%	0.0%	N/A	40.5%	0.8%	0.0	0.9	NM	NM	NM	NM	0.0	0.0	1.3	21.7	N/A
		01/31/13	50.8%	0.0%	N/A	46.0%	0.6%	1.76	0.3	NM	NM	NM	NM	0.0	0.0	0.1	21.3	N/A
	11.5 ft	09/10/10	52.3%	7.0%		47.2%	7.3%	7410000	10.4	42.0	75.0	OVR	0.0	OVR	OVR	16.5	0.0	6.8%
		12/02/10	53.5%	0.0%		50.7%	2.0%	7494	1.1	251	10.0	5.0	0.6	18.3	OVR	4.6	0.5	N/A
		02/17/11	55.0%	0.0%	0.0%	80.0%	0.0%	86.2	95.8	4.0	0.0	4.0	3.6	0.5	10.0	3.8	3.7	N/A
		04/05/11	90.0%	0.0%	N/A	49.8%	0.0%	766	118.5	0.0	0.0	0.0	8.6	0.3	6.0	12.0	8.6	N/A
		08/08/11	57.0%	6.6%	OVR	59.0%	6.7%	253000	104	163	36.0	100	0.3	OVR	OVR	16.3	0.3	N/A
		11/15/11	75.8%	1.0%	OVR	60.1%	0.6%	42000	103.2	15.0	0.0	66.0	0.0	9.2	OVR	14.2	2.2	N/A
		01/26/12	68.4%	1.0%	N/A	55.1%	NS	NS	NS	NS	NS	NS	NS	NS	NS	NS	NS	NS
		04/23/12	55.0%	0.0%	N/A	59.3%	0.0%	0.0	0.6	NM	NM	NM	NM	0.0	0.0	4.9	9.6	N/A
		07/25/12	59.3%	0.0%	N/A	65.9%	0.0%	22900	18.3	N/A	N/A	N/A	N/A	4.8	96.0	16.2	0.6	N/A
		10/10/12	67.8%	0.0%	N/A	53.5%	0.0%	1.0	0.7	NM	NM	NM	NM	0.0	0.0	8.2	19.1	N/A
		01/31/13	49.4%	0.0%	N/A	42.5%	0.1%	0.91	0.2	NM	NM	NM	NM	0.0	0.0	0.5	21.0	N/A
	20 ft	09/10/10	63.8%	7.8%		50.5%	7.7%	OVR	56.8	186	0.0	OVR	0.0	OVR	OVR	17.2	0.0	6.6%
		12/02/10	54.5%	6.2%		45.6%	6.6%	25400	264	148	0.0	OVR	0.5	OVR	OVR	19.2	0.5	6.1%
		02/18/11	53.0%	2.8%	OVR	53.1%	2.6%	58370	1282	305	4.0	OVR	1.6	OVR	OVR	16.8	0.4	N/A
		04/05/11	60.1%	1.2%	OVR	53.6%	2.2%	233000	856.7	71.0	2.0	OVR	0.3	OVR	OVR	16.5	0.3	N/A
		08/08/11	58.2%	8.2%	N/A	53.2%	6.6%	810000	351	402	3.0	100	0.3	OVR	OVR	15.4	0.2	N/A
		11/15/11	85.2%	4.5%	OVR	61.1%	3.8%	425000	297	240	0.0	OVR	0.0	OVR	OVR	17.1	1.3	N/A
		01/26/12	50.5%	3.2%	N/A	87.7%	3.2%	220000	1004	303	4.0	OVR	0.3	OVR	OVR	17.9	0.4	N/A
		04/20/12	56.6%	1.1%	84.2%	63.3%	1.3%	136000	1049	NM	NM	NM	NM	84.8	OVR	15.0	0.7	N/A
		07/25/12	63.7%	0.7%	83.8%	50.3%	1.0%	120000	365	N/A	N/A	N/A	N/A	83.5	OVR	15.8	0.8	N/A
		10/16/12	60.4%	1.2%	NM	35.4%	0.8%	110000	775	NM	NM	NM	NM	75.4	OVR	18.0	1.0	N/A
		01/31/13	50.4%	0.0%	N/A	40.6%	0.0%	72200	1280	NM	NM	NM	NM	35.3	OVR	13.4	3.4	N/A
	29 ft	09/10/10	NS	NS		NS	NS	NS	NS	NS	NS	NS	NS	NS	NS	NS	NS	NS
		12/01/10	NS	NS		NS	NS	NS	NS	NS	NS	NS	NS	NS	NS	NS	NS	NS
		02/18/11	54.0%	6.8%	86.0%	66.4%	2.5%	85560	1502	624	8.0	OVR	0.4	OVR	OVR	16.5	0.3	N/A
		04/05/11	58.1%	2.1%	OVR	48.8%	2.4%	276000	1420	100	5.0	OVR	0.2	OVR	OVR	15.7	0.3	N/A
		08/08/11	NS	NS	NS	NS	NS	NS	NS	NS	NS	NS	NS	NS	NS	NS	NS	NS
		11/15/11	NS	NS	NS	NS	NS	NS	NS	NS	NS	NS	NS	NS	NS	NS	NS	NS
		01/26/12	55.2%	3.1%	N/A	42.3%	2.5%	233000	935	391	3.0	OVR	0.3	OVR	OVR	17.4	0.5	N/A
		04/20/12	56.4%	1.0%	>>>	55.7%	1.1%	170000	1482.0	NM	NM	NM	NM	OVR	OVR	14.8	0.8	N/A
		07/25/12	58.0%	0.9%	83.5%	50.1%	0.8%	141000	500	N/A	N/A	N/A	N/A	83.8	OVR	15.2	0.9	N/A
		10/16/12	53.3%	1.0%	NM	47.7%	1.1%	103000	935	NM	NM	NM	NM	82.0	OVR	16.8	1.1	N/A
		01/31/13	53.0%	0.0%	N/A	43.8%	0.0%	126000	1400	NM	NM	NM	NM	95.8	OVR	16.6	0.4	N/A

SEE LAST PAGE OF TABLE FOR NOTES

TABLE 3
SOIL VAPOR SAMPLING - TEDLAR SAMPLING DATA

Reading Location			Shroud	Tedlar Bag 1		Shroud	Tedlar Bag 2											Tedlar Bag 3
Instrument			Dielectric		Landtec	Dielectric		FID	PID	Multi-gas				Landtec				Dielectric
Location	Depth	Date	Helium in Shroud Before	Helium Before	CH4 (%)	Helium in Shroud After	Helium After	FID (ppm)	PID (ppm)	CO (ppm)	H2S (ppm)	LEL (%)	O2 (%)	CH4 (%)	LEL (%)	CO2 (%)	O2 (%)	Direct Port Reading After
VMP-15	5 ft	09/14/10	64.4%	0.0%		49.9%	0.0%	0.0	0.0	0.0	0.0	5.0	0.0	0.0	0.0	17.0	0.3	N/A
		11/30/10	47.9%	0.3%		41.5%	0.5%	1058	29.6	1.0	0.0	22.0	1.5	1.9	38.0	15.2	1.4	N/A
		02/16/11	55.1%	0.0%	0.3%	63.7%	0.0%	214	50.2	2.0	0.0	4.0	3.6	0.5	9.0	11.0	3.9	N/A
		04/20/11	55.0%	0.0%	N/A	61.0%	0.0%	662	35.8	0.0	0.0	5.0	1.9	0.2	5.0	15.4	2.9	N/A
		08/08/11	64.0%	0.0%	N/A	63.9%	0.0%	0.0	2.4	3.0	0.0	0.0	1.4	0.0	0.0	18.1	1.2	N/A
		11/15/11	82.0%	0.0%	N/A	55.4%	0.0%	0.0	1.6	0.0	0.0	0.0	2.6	0.0	0.0	11.4	7.3	N/A
		02/01/12	55.0%	0.0%	N/A	70.9%	0.0%	0.0	1.4	0.0	0.0	0.0	9.9	0.0	0.0	9.7	10.2	N/A
		04/24/12	53.7%	0.0%	N/A	73.7%	0.0%	301	6.3	NM	NM	NM	NM	0.0	0.0	11.4	4.2	N/A
		07/25/12	50.7%	0.0%	N/A	45.0%	0.0%	1.8	1.5	NM	NM	NM	NM	0.0	0.0	11.9	10.0	N/A
		10/25/12	55.4%	0.0%	N/A	54.0%	0.0%	1.0	0.6	NM	NM	NM	NM	0.0	0.0	8.3	12.5	N/A
		02/05/13	66.1%	0.0%	N/A	40.2%	0.0%	0.95	0.2	NM	NM	NM	NM	0.0	0.0	6.4	11.0	N/A
	21.5 ft	09/14/10	50.1%	3.9%		28.1%	3.6%	1960000	9.5	5.0	92.0	OVR	0.0	30.8	OVR	19.1	0.0	3.4%
		11/30/10	42.2%	2.2%		47.5%	2.8%	10700	26.1	0.0	8.0	OVR	0.5	17.8	OVR	19.2	0.5	N/A
		02/16/11	52.5%	0.7%	13.0%	47.9%	0.6%	14310	89.0	3.0	66.0	72.0	2.1	15.3	OVR	18.7	0.5	N/A
		04/20/11	52.3%	1.0%	19.5%	50.3%	1.5%	1320000	96.6	0.0	2.0	OVR	0.0	24.8	OVR	19.1	0.0	N/A
		08/08/11	52.5%	5.0%	N/A	50.8%	4.8%	280000	43.5	24.0	94.0	100	0.2	31	OVR	17.4	0.2	N/A
		11/15/11	56.2%	0.4%	6.5%	72.7%	0.6%	41500	106.2	3.0	0.0	15.0	0.0	6.9	OVR	16.5	0.7	N/A
		02/01/12	60.2%	0.0%	N/A	63.9%	0.1%	31200	143.9	0.0	0.0	44.0	2.0	6.3	OVR	18.1	0.5	N/A
		04/24/12	57.2%	0.0%	N/A	85.5%	0.0%	19500	57.5	NM	NM	NM	NM	1.8	36	17.1	0.6	N/A
		07/25/12	50.1%	0.0%	N/A	49.2%	0.0%	15900	50.0	NM	NM	NM	NM	2.5	53.0	15.7	1.8	N/A
		10/25/12	65.8%	0.0%	N/A	43.8%	0.0%	14700	41.25	NM	NM	NM	NM	1.9	37	3.2	5.9	N/A
		02/07/13	55.2%	0.0%	N/A	55.0%	0.5%	570	2.5	NM	NM	NM	NM	0.1	2	14.7	4.8	N/A
	25.5 ft	09/14/10	50.3%	6.3%		30.9%	8.1%	11780	29.9	1.0	0.0	15.0	0.0	1.6	32.0	7.7	11.1	4.1%
		12/02/10	62.4%	0.6%		62.2%	9.2%	20.0	1.9	1.0	0.0	0.0	14.3	0.1	2.0	4.1	14.8	10.7%
		02/16/11	52.7%	4.1%	3.5%	55.7%	4.8%	1850	89.6	2.0	27.0	41.0	7.0	1.9	40.0	8.6	6.2	N/A
		04/20/11	52.0%	8.3%	2.0%	50.0%	5.9%	10000	17.6	0.0	0.0	10.0	10.7	3.0	21.0	5.2	9.9	N/A
		08/08/11	57.3%	4.3%	N/A	57.5%	8.6%	67.2	11.9	3.0	0.0	0.0	5.0	0.0	0.0	13.9	4.8	N/A
		11/15/11	59.2%	3.2%	0.6%	51.5%	5.8%		80.7	0.0	0.0	13	6.5	0.6	13.0	7.1	10.6	N/A
		02/01/12	62.5%	NS	N/A	NS	NS	NS	NS	NS	NS	NS	NS	NS	NS	NS	NS	NS
		04/24/12 [10]	NS	NS	NS	NS	NS	NS	NS	NS	NS	NS	NS	NS	NS	NS	NS	NS
		07/31/12	55.9%	0.0%	0.2%	50.5%	0.0%	2450	25.5	NM	NM	NM	NM	0.2	4.0	3.2	18.8	N/A
		10/25/12	62.3%	0.4%	0.3	42.1%	1.2%	2030	22.01	NM	NM	NM	NM	0.4	7	5.2	13.5	N/A
		02/12/13	49.6%	0.0%	N/A	88.5%	0.0%	7000	55.0	NM	NM	NM	NM	1.5	30	13.2	4.6	N/A
	29 ft	09/14/10	56.1%	10.1%		NS	NS	NS	NS	NS	NS	NS	NS	NS	NS	NS	NS	NS
		12/02/10	NS	NS		NS	NS	NS	NS	NS	NS	NS	NS	NS	NS	NS	NS	NS
		02/16/11	NS	NS	NS	NS	NS	NS	NS	NS	NS	NS	NS	NS	NS	NS	NS	NS
		04/20/11	NS	NS	NS	NS	NS	NS	NS	NS	NS	NS	NS	NS	NS	NS	NS	NS
		08/08/11	NS	NS	NS	NS	NS	NS	NS	NS	NS	NS	NS	NS	NS	NS	NS	NS
		11/15/11	NS	NS	NS	NS	NS	NS	NS	NS	NS	NS	NS	NS	NS	NS	NS	NS
		02/01/12	NS	NS	NS	NS	NS	NS	NS	NS	NS	NS	NS	NS	NS	NS	NS	NS
		04/24/12 [13]	52.1%	5.1%	0.3%	NS	NS	NS	NS	NS	NS	NS	NS	NS	NS	NS	NS	NS
		07/31/12	54.6%	0.0%	0.2%	50.1%	0.1%	2300	29.5	NM	NM	NM	NM	0.2	5.0	3.5	18.5	N/A
		10/25/12	52.1%	0.1%	0.4%	48.5%	1.6%	1340	23.00	NM	NM	NM	NM	0.3	6.0	4.1	14.1	N/A
		02/12/13	51.2%	0.5%	N/A	54.5%	0.7%	653	9.0	NM	NM	NM	NM	0.1	2.0	4.1	15.2	N/A

SEE LAST PAGE OF TABLE FOR NOTES

TABLE 3
SOIL VAPOR SAMPLING - TEDLAR SAMPLING DATA

Reading Location			Shroud	Tedlar Bag 1		Shroud	Tedlar Bag 2											Tedlar Bag 3
Instrument			Dielectric		Landtec	Dielectric		FID	PID	Multi-gas				Landtec				Dielectric
Location	Depth	Date	Helium in Shroud Before	Helium Before	CH4 (%)	Helium in Shroud After	Helium After	FID (ppm)	PID (ppm)	CO (ppm)	H2S (ppm)	LEL (%)	O2 (%)	CH4 (%)	LEL (%)	CO2 (%)	O2 (%)	Direct Port Reading After
VMP-16	5 ft	09/02/10	61.2%	15.1%		23.1%	12.1%	OVR	6.2	167	9.0	OVR	0.0	OVR	OVR	19.4	0.6	14.0%
		11/29/10	50.0%	15.0%		47.8%	12.7%	86300	29.4	13.0	0.0	OVR	0.6	OVR	OVR	18.1	1.5	12.6%
		02/15/11	52.6%	5.4%	OVR	75.3%	5.5%	OVR	119	31.0	2.0	OVR	2.1	OVR	OVR	14.3	0.0	N/A
		04/22/11	52.4%	11.8%	OVR	54.0%	12.6%	OVR	76.7	27.0	3.0	OVR	0.0	OVR	OVR	17.3	0.4	N/A
		08/05/11	52.3%	2.3%	3.0%	57.3%	4.9%	OVR	220.6	6.0	0.0	26.0	0.0	20.7	OVR	12.7	1.9	N/A
		11/16/11	NS	NS	NS	NS	NS	NS	NS	NS	NS	NS	NS	NS	NS	NS	NS	NS
		02/01/12	NS	NS	NS	NS	NS	NS	NS	NS	NS	NS	NS	NS	NS	NS	NS	NS
		04/25/12	54.1%	0.2%	OVR	51.0%	4.3%	375000	81.5	NM	NM	NM	NM	OVR	OVR	14.0	2.0	N/A
		07/30/12	57.6%	0.0%	N/A	53.2%	0.0%	46000	141	NM	NM	NM	NM	OVR	OVR	20.3	0.1	N/A
		10/25/12	52.8%	0.0%	20.4	50.4%	0.0%	20100	279	NM	NM	NM	NM	22.2	OVR	15.0	1.5	N/A
		02/14/13	56.4%	0.0%	N/A	73.5%	1.5%	620	77.49	NM	NM	NM	NM	0.3	8.0	5.1	15.6	N/A
	13.5 ft	09/02/10	51.2%	13.6%		31.2%	13.6%	OVR	32.6	170	10.0	OVR	0.0	OVR	OVR	19.4	0.1	16.2%
		11/29/10	52.5%	14.6%		42.1%	16.0%	128300	32.8	15.0	4.0	OVR	0.7	OVR	OVR	18.6	0.8	16.4%
		02/16/11	36.1%	6.1%	OVR	73.4%	5.7%	2530000	92.3	66.0	4.0	OVR	0.3	OVR	OVR	14.3	0.2	N/A
		04/22/11	62.0%	14.0%	OVR	70.0%	11.4%	OVR	80.2	0.0	4.0	OVR	0.0	OVR	OVR	17.0	1.8	N/A
		08/05/11	67.8%	9.6%	1.0%	61.5%	6.6%	70800	32.1	33.0	1.0	25.0	0.0	32.4	OVR	13.9	2.0	N/A
		11/16/11	NS	NS	NS	NS	NS	NS	NS	NS	NS	NS	NS	NS	NS	NS	NS	NS
		02/01/12	NS	NS	NS	NS	NS	NS	NS	NS	NS	NS	NS	NS	NS	NS	NS	NS
		04/25/12	63.1%	8.9%	OVR	50.1%	10.1%	OVR	50.0	NM	NM	NM	NM	OVR	OVR	14.1	1.3	N/A
		07/30/12	64.0%	0.0%	N/A	53.5%	6.4%	666000	53.0	NM	NM	NM	NM	OVR	OVR	16.4	0.6	N/A
		10/25/12	51.7%	4.9%	OVR	48.8%	7.3%	544000	99.0	NM	NM	NM	NM	OVR	OVR	15.5	1.6	N/A
		02/14/13	57.5%	2.7%	N/A	47.5%	2.5%	168000	180	NM	NM	NM	NM	OVR	OVR	13.8	1.4	N/A
	19 ft	09/02/10	51.9%	11.4%		20.7%	16.8%	OVR	0.0	162	12.0	Off	0.0	OVR	OVR	18.5	0.0	15.6%
		11/29/10	56.3%	14.3%		49.3%	14.6%	126100	36.1	12.0	2.0	OVR	0.9	OVR	OVR	18.5	0.8	15.0%
		02/16/11	54.6%	5.1%	OVR	60.0%	4.8%	2640000	87.5	93.0	5.0	OVR	0.3	OVR	OVR	14.6	0.2	N/A
		04/27/11	51.3%	10.6%	OVR	67.3%	27.8%	4390000	111	3.0	0.0	OVR	1.6	OVR	OVR	11.7	1.8	N/A
		08/05/11	57.2%	7.7%	3.6%	41.6%	13.3%	1800	171.2	6.0	0.0	8.0	0.0	0.3	6.0	4.7	15.7	N/A
		11/16/11	NS	NS	NS	NS	NS	NS	NS	NS	NS	NS	NS	NS	NS	NS	NS	NS
		02/01/12	NS	NS	NS	NS	NS	NS	NS	NS	NS	NS	NS	NS	NS	NS	NS	NS
		04/25/12	65.0%	9.6%	OVR	58.5%	12.6%	OVR	53.42	NM	NM	NM	NM	OVR	OVR	14.3	0.7	N/A
		07/30/12	61.2%	0.0%	N/A	55.0%	3.9%	OVR	50.5	NM	NM	NM	NM	OVR	OVR	15.7	0.3	N/A
		10/25/12	52.3%	7.9%	OVR	68.4%	9.4%	583000	100	NM	NM	NM	NM	OVR	OVR	15.0	1.5	N/A
		02/14/13	42.3%	7.0%	N/A	60.3%	2.6%	605000	77.32	NM	NM	NM	NM	OVR	OVR	13.9	1.4	N/A
	31 ft	09/03/10	50.2%	15.1%		41.2%	14.8%	131	1.3	2.0	0.0	36.0	2.4	0.0	0.0	0.3	15.5	14.6%
		11/29/10	51.5%	14.4%		35.2%	14.4%	83500	37.1	12.0	3.0	OVR	0.6	OVR	OVR	18.9	0.7	13.9%
		02/16/11	NS	NS	NS	NS	NS	NS	NS	NS	NS	NS	NS	NS	NS	NS	NS	NS
		04/22/11	NS	NS	NS	NS	NS	NS	NS	NS	NS	NS	NS	NS	NS	NS	NS	NS
		08/05/11	NS	NS	NS	NS	NS	NS	NS	NS	NS	NS	NS	NS	NS	NS	NS	NS
		11/16/11	NS	NS	NS	NS	NS	NS	NS	NS	NS	NS	NS	NS	NS	NS	NS	NS
		02/01/12	NS	NS	NS	NS	NS	NS	NS	NS	NS	NS	NS	NS	NS	NS	NS	NS
		04/25/12	67.0%	10.5%	OVR	51.5%	11.9%	OVR	58.46	NM	NM	NM	NM	OVR	OVR	14.0	1.0	N/A
		07/30/12	55.4%	11.0%	N/A	50.3%	8.1%	OVR	48.9	NM	NM	NM	NM	OVR	OVR	15.6	0.0	N/A
		10/25/12	51.9%	9.5%	OVR	50.1%	9.5%	933000	83.0	NM	NM	NM	NM	OVR	OVR	15.5	1.6	N/A
		02/18/13[9]	54.0%	9.8%	OVR	48.9%	7.9%	917000	61.25	NM	NM	NM	NM	OVR	OVR	14.7	1.0	N/A

SEE LAST PAGE OF TABLE FOR NOTES

TABLE 3
SOIL VAPOR SAMPLING - TEDLAR SAMPLING DATA

Reading Location			Shroud	Tedlar Bag 1		Shroud	Tedlar Bag 2											Tedlar Bag 3
Instrument			Dielectric		Landtec	Dielectric		FID	PID	Multi-gas				Landtec				Dielectric
Location	Depth	Date	Helium in Shroud Before	Helium Before	CH4 (%)	Helium in Shroud After	Helium After	FID (ppm)	PID (ppm)	CO (ppm)	H2S (ppm)	LEL (%)	O2 (%)	CH4 (%)	LEL (%)	CO2 (%)	O2 (%)	Direct Port Reading After
VMP-17	5 ft	06/21/10	48.8%	0.0%		36.1%	0.0%		0.0	4.0	0.0	0.0	11.9			OVR		N/A
		09/01/10	64.5%	0.0%		55.2%	0.0%	0.0	0.0	2.0	0.0	0.0	0.0	0.6	12.0	8.1	11.0	N/A
		11/22/10	60.0%	0.0%		47.1%	0.0%	9.1	1.8	5.0	0.0	0.0	15.1	0.0	0.0	5.6	15.2	N/A
		02/07/11	51.7%	0.0%	0.0%	49.6%	0.0%	295	0.3	2.0	0.0	0.0	18.2	0.0	0.0	3.0	18.1	N/A
		04/06/11	62.5%	0.0%	0.1%	33.6%	0.0%	3.9	0.7	0.0	0.0	0.0	17.1	0.1	2.0	2.8	17.1	N/A
		08/01/11	52.8%	0.0%	N/A	31.8%	0.0%	0.0	5.0	3.0	0.0	0.0	10.2	0.0	0.0	6.6	13.5	N/A
		11/07/11	60.7%	0.0%	N/A	61.0%	0.0%		0	0.0	0.0	0.0	17.1	0.0	0.0	3.6	17.0	N/A
		01/26/12	53.4%	0.0%	N/A	52.8%	0.0%	2.0	1.1	1.0	0.0	0.0	17.2	0.0	0.0	3.0	17.5	N/A
		04/11/12	55.1%	0.0%	N/A	71.9%	0.1%	2.0	0.4	NM	NM	NM	NM	0.0	0.0	1.3	20.0	N/A
		07/11/12	81.2%	0.0%	0.0%	64.2%	0.0%	2.2	0.8	NM	NM	NM	NM	0.0	0.0	0.5	20.2	N/A
		10/09/12	52.8%	0.0%	N/A	41.4%	0.1%	2.0	1.4	NM	NM	NM	NM	0.0	0.0	0.6	20.4	N/A
		01/31/13	64.5%	0.0%	N/A	61.4%	0.2%	2.82	0.4	NM	NM	NM	NM	0.0	0.0	0.2	21.1	N/A
VMP-18	8.5 ft	06/18/10	47.8%	0.0%	.	34.8%	0.0%		0.3	4.0	0.0	6.0	12.6			OVR		N/A
		09/07/10	63.7%	0.0%		63.7%	0.1%	0.0	0.0	0.0	0.0	0.0	0.0	0.0	0.0	11.2	12.4	N/A
		11/19/10	55.2%	0.0%		67.2%	0.1%	4.3	3.1	4.0	0.0	9.0	10.4	0.3	6.0	9.9	10.6	N/A
		02/09/11	61.3%	0.0%	N/A	42.9%	0.0%	196	0.9	0.0	0.0	0.0	14.6	0.1	2.0	7.1	15.4	N/A
		04/07/11	58.1%	0.1%	N/A	61.3%	0.4%	14.0	1.0	0.0	0.0	0.0	13.4	0.0	0.0	6.4	13.1	N/A
		07/28/11	54.2%	0.0%	N/A	70.7%	0.0%	0.0	5.6	0.0	0.0	0.0	8.0	0.0	0.0	8.3	12.5	N/A
		11/07/11	51.4%	0.0%	N/A	52.8%	0.0%		0.0	0.0	0.0	0.0	13.3	0.0	0.0	8.2	13.3	N/A
		01/23/12	56.1%	0.0%	N/A	52.0%	0.0%	0.0	0.2	0.0	0.0	0.0	15.7	0.0	0.0	5.7	16.1	N/A
		04/10/12	67.9%	0.0%	N/A	57.9%	0.1%	2.0	0.6	NM	NM	NM	NM	0.0	0.0	5.4	17.4	N/A
		07/12/12	51.6%	0.0%	0.0%	48.1%	0.0%	4.1	1.5	NM	NM	NM	NM	0.0	0.0	4.6	18.4	N/A
		10/09/12	55.4%	0.0%	N/A	43.4%	0.0%	1.0	1.1	NM	NM	NM	NM	0.0	0.0	4.7	18.3	N/A
		01/23/13	54.0%	0.0%	N/A	53.0%	0.0%	0.48	0.3	NM	NM	NM	NM	0.0	0.0	1.3	20.1	N/A
VMP-19	5 ft	06/18/10	46.8%	0.0%		11.8%	0.0%		0.3	10.0	0.0	0.0	12.6			OVR		N/A
		09/01/10	52.0%	0.0%		58.6%	1.1%	22.8	1.1	2.0	0.0	0.0	0.0	0.7	12.0	10.7	8.5	N/A
		11/15/10	57.4%	0.0%		63.4%	0.0%	0.0	0.0	0.0	0.0	8.0	11.0	0.0	0.0	8.6	4.4	N/A
		02/09/11	57.5%	0.3%	N/A	42.5%	0.4%	554	1.3	0.0	0.0	3.0	15.5	0.1	1.0	6.9	16.4	N/A
		04/07/11	52.3%	0.0%	N/A	68.0%	0.2%		0.2	0.0	0.0	0.0	15.0	0.2	3.0	5.3	15.4	N/A
		08/09/11	57.1%	0.0%	N/A	59.3%	0.3%		5.0	23.0	0.0	0.0	10.8	0.0	1.0	9.8	10.3	N/A
		11/08/11	75.8%	0.0%	N/A	54.7%	0.0%	0.0	0.3	0.0	0.0	0.0	14.3	0.0	0.0	6.5	14.3	N/A
		01/26/12	89.6%	0.0%	N/A	69.1%	0.0%	2.0	0.4	0.0	0.0	0.0	15.6	0.0	0.0	5.0	15.4	N/A
		04/10/12	59.5%	0.0%	N/A	72.7%	0.3%	1.9	0.6	NM	NM	NM	NM	0.0	0.0	2.2	19.8	N/A
		07/11/12	54.5%	0.0%	0.0%	60.0%	0.0%	3.7	1.3	NM	NM	NM	NM	0.0	0.0	0.8	20.3	N/A
		10/09/12	54.3%	0.0%	N/A	53.4%	0.1%	1.0	1.2	NM	NM	NM	NM	0.0	0.0	0.5	20.7	N/A
		01/31/13	65.4%	0.0%	N/A	48.7%	0.0%	3.11	0.5	NM	NM	NM	NM	0.0	0.0	0.2	21.3	N/A

SEE LAST PAGE OF TABLE FOR NOTES

TABLE 3
SOIL VAPOR SAMPLING - TEDLAR SAMPLING DATA

Reading Location			Shroud	Tedlar Bag 1		Shroud	Tedlar Bag 2											Tedlar Bag 3
Instrument			Dielectric		Landtec	Dielectric		FID	PID	Multi-gas				Landtec				Dielectric
Location	Depth	Date	Helium in Shroud Before	Helium Before	CH4 (%)	Helium in Shroud After	Helium After	FID (ppm)	PID (ppm)	CO (ppm)	H2S (ppm)	LEL (%)	O2 (%)	CH4 (%)	LEL (%)	CO2 (%)	O2 (%)	Direct Port Reading After
VMP-20	5 ft	03/14/11	53.4%	0.0%	N/A	60.9%	0.0%	0.0	2.1	10.0	0.0	0.0	7.0	0.0	0.0	10.3	7.6	N/A
		04/15/11	52.0%	0.0%	N/A	80.0%	0.0%		0.2	8.0	0.0	0.0	5.4	0.0	0.0	8.7	8.9	N/A
		07/25/11	52.4%	0.0%	N/A	51.0%	0.0%	0.0	0.4	0.0	0.0	0.0	3.5	0.0	0.0	14.9	6.9	N/A
		11/01/11	70.0%	0.0%	N/A	58.4%	0.0%		0.6	0.0	0.0	0.0	18.5	0.0	0.0	8.3	13.6	N/A
		01/23/12	58.4%	0.0%	N/A	56.8%	0.0%	1.0	0.1	0.0	0.0	0.0	17.2	0.0	0.0	4.5	16.9	N/A
		04/10/12	74.5%	0.0%	0.0%	76.6%	0.0%	2.0	0.6	NM	NM	NM	NM	0.0	0.0	6.1	16	N/A
		07/11/2012[11]	57.7%	0.0%	N/A	61.5%	0.2%	2.2	1.0	N/A	N/A	N/A	N/A	0.0	0.0	10.2	11.9	N/A
		07/31/12	51.4%	0.0%	N/A	68.4%	0.0%	13.2	1.1	NM	NM	NM	NM	0.0	0.0	10.5	11.2	N/A
		10/04/12	63.4%	0.0%	N/A	49.0%	0.0%	1.0	0.4	NM	NM	NM	NM	0.0	0.0	6.4	15.5	N/A
		02/07/13[11]	76.2%	0.0%	N/A	58.5%	0.0%	0.46	0.3	NM	NM	NM	NM	0.0	0.0	3.9	17.6	N/A
	10 ft	03/14/11	52.1%	0.0%	N/A	36.4%	0.0%	0.0	0.7	0.0	0.0	0.0	8.0	0.0	0.0	9.4	7.0	N/A
		04/15/11	56.0%	0.0%	N/A	94.3%	0.0%		5.0	2.0	0.0	0.0	5.4	0.0	0.0	8.4	8.5	N/A
		07/25/11	56.2%	0.0%	N/A	51.6%	0.0%	0.0	2.6	0.0	0.0	0.0	2.6	0.1	0.0	8.2	7.0	N/A
		11/01/11	68.9%	0.0%	N/A	51.1%	0.0%		0.6	0.0	0.0	0.0	15.4	0.0	0.0	8.6	9.6	N/A
		01/23/12	61.3%	0.0%	N/A	58.2%	0.0%	0.0	0.1	0.0	0.0	0.0	15.4	0.0	0.0	6.2	14.7	N/A
		04/10/12	61.8%	0.0%	0.0%	72.6%	0.0%	2.0	0.6	NM	NM	NM	NM	0.0	0.0	6.3	13.3	N/A
		07/11/12	52.4%	0.0%	N/A	60.4%	0.0%	1.4	1.0	N/A	N/A	N/A	N/A	0.0	0.0	7.8	13.2	N/A
		10/04/12	60.0%	0.0%	N/A	49.7%	0.0%	1.0	0.6	NM	NM	NM	NM	0.0	0.0	8.0	14	N/A
		01/22/13	69.8%	0.0%	N/A	69.7%	0.2%	0.86	0.2	NM	NM	NM	NM	0.0	0.0	4.1	19.2	N/A
	25 ft	03/14/11	52.0%	0.0%	N/A	38.5%	0.0%	0.0	1.4	0.0	0.0	0.0	2.2	0.0	0.0	10.0	2.2	N/A
		04/15/11	52.0%	0.0%	N/A	60.4%	0.0%		2.5	3.0	0.0	3.0	0.0	0.1	1.0	10.5	2.1	N/A
		07/26/11	51.8%	0.1%	N/A	39.8%	0.0%	4200	113.9	4.0	0.0	7.0	0.0	1.0	20.0	8.6	1.0	N/A
		11/01/11	51.5%	0.0%	N/A	53.0%	0.0%		0.5	0.0	0.0	0.0	5.6	0.0	0.0	9.3	2.2	N/A
		01/23/12	63.8%	0.0%	N/A	56.2%	0.0%	0.0	0.2	0.0	0.0	0.0	7.3	0.0	0.0	0.1	21.0	N/A
		04/10/12	65.9%	0.0%	0.0%	80.4%	0.0%	3.0	0.5	NM	NM	NM	NM	0.0	0.0	7.4	8.3	N/A
		07/11/12	51.5%	0.0%	N/A	50.0%	0.0%	2.0	1.1	N/A	N/A	N/A	N/A	0.0	0.0	6.9	10.4	N/A
		10/04/12	63.8%	0.0%	N/A	39.0%	0.0%	2.0	0.9	NM	NM	NM	NM	0.1	2	6.8	13.1	N/A
		01/22/13	52.5%	0.0%	N/A	37.2%	0.0%	0.20	0.20	NM	NM	NM	NM	0.0	0.0	6.7	15.8	N/A
	39.5 ft	03/14/11	NS	NS	NS	NS	NS	NS	NS	NS	NS	NS	NS	NS	NS	NS	NS	NS
		04/15/11	NS	NS	NS	NS	NS	NS	NS	NS	NS	NS	NS	NS	NS	NS	NS	NS
		07/26/11	NS	NS	NS	NS	NS	NS	NS	NS	NS	NS	NS	NS	NS	NS	NS	NS
		11/01/11	NS	NS	NS	NS	NS	NS	NS	NS	NS	NS	NS	NS	NS	NS	NS	NS
		01/23/12	NS	NS	NS	NS	NS	NS	NS	NS	NS	NS	NS	NS	NS	NS	NS	NS
		4/10/2012 [13]	NS	NS	NS	NS	NS	NS	NS	NS	NS	NS	NS	NS	NS	NS	NS	NS
		7/12/12 [13]	NS	NS	NS	NS	NS	NS	NS	NS	NS	NS	NS	NS	NS	NS	NS	NS
		10/04/12	62.9%	0.0%	N/A	45.7%	0.0%	3000	184	NM	NM	NM	NM	1.2	26.0	9.4	2.2	N/A
		01/23/13	56.4%	0.0%	N/A	33.5%	0.0%	850	110	NM	NM	NM	NM	0.5	11.0	9.7	2.0	N/A

SEE LAST PAGE OF TABLE FOR NOTES

TABLE 3
SOIL VAPOR SAMPLING - TEDLAR SAMPLING DATA

Reading Location			Shroud	Tedlar Bag 1		Shroud	Tedlar Bag 2											Tedlar Bag 3
Instrument			Dielectric		Landtec	Dielectric		FID	PID	Multi-gas				Landtec				Dielectric
Location	Depth	Date	Helium in Shroud Before	Helium Before	CH4 (%)	Helium in Shroud After	Helium After	FID (ppm)	PID (ppm)	CO (ppm)	H2S (ppm)	LEL (%)	O2 (%)	CH4 (%)	LEL (%)	CO2 (%)	O2 (%)	Direct Port Reading After
VMP-21	5 ft	02/09/11	73.4%	0.0%	N/A	53.8%	1.9%	11780	273.0	0.0	0.0	30.0	9.1	43.4	OVR	6.5	9.2	N/A
		04/13/11	70.1%	0.0%	N/A	52.8%	0.2%	0.0	0.9	0.0	0.0	0.0	16.7	0.0	0.0	1.9	16.9	N/A
		07/25/11	55.4%	0.0%	N/A	49.7%	0.0%	0.0	3.7	0.0	0.0	0.0	2.0	0.0	0.0	14.5	7.1	N/A
		11/01/11	77.6%	0.0%	N/A	47.8%	0.0%		0.6	0.0	0.0	0.0	18.3	0.0	0.0	4.5	17.1	N/A
		01/23/12	58.6%	0.0%	N/A	62.1%	0.0%	0.0	0.2	0.0	0.0	0.0	19.9	0.0	0.0	1.5	19.8	N/A
		4/9/2012 [11]	60.7%	0.7%	0.0%	74.0%	0.0%	1.2	0.8	NM	NM	NM	NM	0.0	0.0	2.8	16.3	N/A
		04/24/12	64.2%	0.0%	N/A	55.9%	0.2%	4.3	0.7	NM	NM	NM	NM	0.0	0.0	3.2	16.7	N/A
		07/10/12	55.2%	0.0%	N/A	50.0%	0.0%	2.2	0.6	N/A	N/A	N/A	N/A	0.0	0.0	8.3	13.3	N/A
		10/04/12	55.6%	0.0%	N/A	48.1%	0.0%	1.0	0.5	NM	NM	NM	NM	0.0	0.0	4.1	16.9	N/A
		02/06/13	50.5%	0.0%	N/A	60.3%	0.1%	1.31	0.2	NM	NM	NM	NM	0.0	0.0	1.0	20.1	N/A
	10 ft	02/10/11	64.5%	0.0%	N/A	59.5%	0.0%	8350	533	9.0	0.0	27.0	8.1	24.9	OVR	7.5	8.7	N/A
		04/13/11	65.2%	0.0%	N/A	57.7%	0.4%	263	40.2	0.0	0.0	0.0	8.2	0.1	3.0	6.7	8.3	N/A
		07/25/11	55.0%	0.0%	N/A	49.2%	0.3%	0.0	3.7	0.0	0.0	0.0	2.6	0.0	0.0	7.5	8.1	N/A
		11/01/11	60.7%	0.0%	N/A	50.1%	0.0%		0.6	0.0	0.0	0.0	14.8	0.0	0.0	8.0	12.7	N/A
		01/23/12	59.0%	0.0%	N/A	61.8%	0.1%	0.0	0.2	0.0	0.0	0.0	17.4	0.0	0.0	5.6	16.2	N/A
		04/09/12	61.5%	0.0%	0.0%	61.0%	0.0%	2.0	1.0	NM	NM	NM	NM	0.0	0.0	4.5	16.2	N/A
		07/10/12	71.4%	0.0%	N/A	58.6%	0.0%	3.1	0.7	N/A	N/A	N/A	N/A	0.0	0.0	6.1	13.1	N/A
		10/04/12	50.9%	0.0%	N/A	47.2%	0.1%	3.0	0.9	NM	NM	NM	NM	0.0	0.0	6.5	14.7	N/A
		02/05/13	60.7%	0.0%	N/A	48.3%	0.0%	0.81	0.2	NM	NM	NM	NM	0.0	0.0	3.8	17.7	N/A
	25 ft	02/10/11	50.7%	0.0%	N/A	54.5%	0.0%	48340	227	35.0	1.0	OVR	0.4	OVR	OVR	7.0	0.2	N/A
		04/14/11	55.0%	0.0%	N/A	66.0%	0.2%	102000	459	61.0	11.0	18.0	0.0	OVR	OVR	6.3	0.5	N/A
		07/26/11	61.6%	0.0%	N/A	59.2%	0.4%	102000	398.5	138	3.0	73.0	0.0	OVR	OVR	6.2	0.1	N/A
		11/01/11	65.7%	0.0%	N/A	64.7%	0.0%		348.4	17.0	4.0	11	0.6	3.3	67.0	9.3	0.3	N/A
		01/24/12	67.5%	1.4%	0.0%	64.6%	5.3%	192	7.9	0.0	0.0	3.0	4.1	0.0	0.0	11.4	1.3	N/A
		04/09/12	51.3%	0.0%	0.0%	74.0%	0.0%	20.0	1.3	NM	NM	NM	NM	0.0	0.0	12.1	2.1	N/A
		07/11/12	55.0%	0.0%	N/A	58.6%	0.0%	2.2	1.4	N/A	N/A	N/A	N/A	0.0	0.0	10.7	5.3	N/A
		10/04/12	54.9%	0.0%	N/A	77.7%	0.0%	2.0	0.6	NM	NM	NM	NM	0.0	0.0	8.6	10.1	N/A
		02/05/13	57.1%	0.0%	N/A	47.5%	0.0%	0.66	0.3	NM	NM	NM	NM	0.0	0.0	8.9	9.6	N/A
	33 ft	02/10/11	51.9%	0.0%	N/A	51.2%	0.4%	63640	434	42.0	7.0	OVR	0.4	OVR	OVR	4.9	5.2	N/A
		04/14/11	59.9%	0.0%	N/A	59.9%	0.9%	98820	385	8.0	15.0	36.0	0.0	OVR	OVR	6.0	0.8	N/A
		07/26/11	NS	NS	N/A	NS	NS	NS	NS	NS	NS	NS	NS	NS	NS	NS	NS	NS
		11/01/11	53.4%	0.0%	N/A	51.1%	0.0%		259.7	0.0	0.0	5.0	3.4	1.5	31.0	7.9	0.1	N/A
		01/24/12	55.5%	0.0%	0.0%	60.3%	0.0%	623	47.7	0.0	0.0	4.0	3.8	0.0	0.0	11.7	0.9	N/A
		4/9/2012 [12]	51.7%	0.0%	0.0%	67.1%	0.0%	619	16.95	NM	NM	NM	NM	0.0	1.0	12.4	0.5	N/A
		04/24/12	52.3%	0.0%	N/A	57.0%	0.0%	18.0	1.3	NM	NM	NM	NM	0.0	0.0	12.3	1.1	N/A
		07/11/12	51.6%	0.0%	N/A	50.2%	0.0%	5.7	1.7	N/A	N/A	N/A	N/A	0.0	0.0	12.0	2.6	N/A
		10/04/12	53.9%	0.0%	N/A	42.8%	0.1%	2.0	0.7	NM	NM	NM	NM	0.0	0.0	10.8	6.9	N/A
		02/05/13	67.5%	0.0%	N/A	61.6%	0.0%	0.99	0.2	NM	NM	NM	NM	0.0	0	10.1	8.4	N/A

SEE LAST PAGE OF TABLE FOR NOTES

TABLE 3
SOIL VAPOR SAMPLING - TEDLAR SAMPLING DATA

Reading Location			Shroud	Tedlar Bag 1		Shroud	Tedlar Bag 2											Tedlar Bag 3
Instrument			Dielectric		Landtec	Dielectric		FID	PID	Multi-gas				Landtec				Dielectric
Location	Depth	Date	Helium in Shroud Before	Helium Before	CH4 (%)	Helium in Shroud After	Helium After	FID (ppm)	PID (ppm)	CO (ppm)	H2S (ppm)	LEL (%)	O2 (%)	CH4 (%)	LEL (%)	CO2 (%)	O2 (%)	Direct Port Reading After
VMP-22	5 ft	02/11/11	53.4%	0.0%	0.1%	52.4%	0.0%	105	26.4	2.0	0.0	0.0	7.3	0.0	0.0	9.0	6.5	N/A
		04/18/11	57.0%	0.0%	N/A	58.1%	0.0%	0.0	0.0	0.0	0.0	0.0	7.9	0.1	0.0	6.8	11.1	N/A
		07/26/11	55.5%	0.0%	N/A	65.0%	0.0%	0.0	3.1	7.0	0.0	2.0	8.1	0.0	0.0	7.6	11.9	N/A
		11/01/11	69.4%	0.0%	N/A	50.7%	0.0%		0.7	0.0	0.0	0.0	19.4	0.0	0.0	2.7	18.4	N/A
		01/24/12	53.0%	0.0%	N/A	54.5%	0.0%	0.0	0.2	0.0	0.0	0.0	20.4	0.0	0.0	0.8	19.8	N/A
		04/09/12	60.6%	0.0%	N/A	50.8%	0.1%	2.0	1.0	NM	NM	NM	NM	0.0	0.0	1.1	19.6	N/A
		07/09/12	55.5%	0.0%	N/A	50.2%	0.0%	3.1	1.2	NM	NM	NM	NM	0.0	0.0	3.0	18.5	N/A
		10/03/12	90.7%	1.2%	N/A	53.7%	0.1%	1.0	0.3	NM	NM	NM	NM	0.0	0.0	1.4	19.5	N/A
		01/24/13	52.0%	0.0%	N/A	31.9%	0.3%	1.18	0.2	NM	NM	NM	NM	0.0	0.0	0.4	20.6	N/A
	10 ft	02/11/11	52.1%	0.0%	0.1%	80.2%	0.0%	40.6	17.6	0.0	0.0	0.0	4.5	0.1	2.0	10.6	4.8	N/A
		04/18/11	51.0%	0.0%	N/A	49.5%	0.0%	0.0	0.0	0.0	0.0	0.0	6.4	0.0	1.8	8.4	6.8	N/A
		07/26/11	54.5%	0.0%	N/A	39.2%	0.0%	2.9	2.7	8.0	0.0	0.0	0.0	0.0	0.0	10.5	4.5	N/A
		11/01/11	62.2%	0.0%	N/A	56.5%	0.0%	0.0	0.6	0.0	0.0	0.0	18.5	0.0	0.0	5.9	15	N/A
		01/24/12	54.2%	0.0%	N/A	70.5%	0.0%	0.0	0.1	0.0	0.0	0.0	19.3	0.0	0.0	2.4	19.1	N/A
		04/09/12	56.0%	0.0%	N/A	51.7%	0.0%	0.0	1.0	NM	NM	NM	NM	0.0	0.0	1.6	18.9	N/A
		07/09/12	60.0%	0.0%	N/A	47.8%	0.0%	1.5	0.9	NM	NM	NM	NM	0.0	0.0	3.2	17.7	N/A
		10/03/12	64.3%	0.0%	N/A	54.0%	0.3%	2.0	0.5	NM	NM	NM	NM	0.0	0.0	1.6	19.3	N/A
		01/24/13	51.6%	0.0%	N/A	31.9%	0.0%	0.92	0.2	NM	NM	NM	NM	0.0	0.0	0.7	20.3	N/A
	18 ft	02/11/11	52.0%	0.0%	30.2%	44.3%	0.0%	17430	326	2.0	1.0	54.0	0.9	31.5	OVR	12.0	0.0	N/A
		04/18/11	51.0%	0.0%	N/A	44.3%	0.0%	29430	258	3.0	6.0	24.0	0.0	21.7	OVR	10.7	0.3	N/A
		07/26/11	56.2%	0.0%	N/A	55.7%	0.0%	15800	205.8	27.0	3.0	24.0	0.0	11.5	OVR	10.5	0.8	N/A
		11/01/11	71.4%	0.0%	N/A	60.0%	0.0%		0.8	0.0	0.0	0.0	2.2	0.0	0.0	14.5	1.1	N/A
		01/24/12	58.0%	0.0%	N/A	77.1%	0.0%	0.0	0.2	0.0	0.0	0.0	14.1	0.0	0.0	10.6	8.8	N/A
		04/09/12	54.0%	0.0%	N/A	56.6%	0.1%	1.0	0.2	NM	NM	NM	NM	0.0	0.0	6.5	13.6	N/A
		07/09/12	62.5%	0.0%	N/A	68.1%	0.1%	2.3	1.5	NM	NM	NM	NM	0.0	0.0	4.2	16.8	N/A
		10/4/12[9]	55.2%	0.0%	N/A	51.6%	0.0%	0.0	0.3	NM	NM	NM	NM	0.0	0.0	3.1	19.2	N/A
		01/24/13	61.0%	0.0%	N/A	39.5%	0.0%	1.10	0.2	NM	NM	NM	NM	0.0	0.0	2.3	19.1	N/A
	38 ft	02/11/11	NS	NS	NS	NS	NS	NS	NS	NS	NS	NS	NS	NS	NS	NS	NS	NS
		04/18/11	55.0%	0.0%	N/A	50.0%	0.0%	60850	290	0.0	9.0	OVR	0.0	OVR	OVR	10.8	0.3	N/A
		07/26/11	NS	NS	NS	NS	NS	NS	NS	NS	NS	NS	NS	NS	NS	NS	NS	NS
		11/01/11	NS	NS	NS	NS	NS	NS	NS	NS	NS	NS	NS	NS	NS	NS	NS	NS
		01/24/12	62.0%	0.0%	N/A	51.0%	0.0%	142	40.1	0.0	0.0	0.0	3.2	0.0	0.0	16.4	0.8	N/A
		04/09/12	69.7%	0.0%	N/A	58.0%	0.0%	2.0	1.0	NM	NM	NM	NM	0.0	0.0	12.1	6.5	N/A
		07/09/12	54.8%	0.0%	N/A	58.9%	0.0%	1.2	1.0	NM	NM	NM	NM	0.0	0.0	6.4	14.8	N/A
		10/04/12	67.3%	0.0%	N/A	40.0%	0.0%	0.0	0.4	NM	NM	NM	NM	0.0	0.0	5.2	16.3	N/A
		01/24/13	71.0%	0.0%	N/A	32.8%	0.0%	0.88	0.3	NM	NM	NM	NM	0.0	0.0	5.1	17.1	N/A

SEE LAST PAGE OF TABLE FOR NOTES

TABLE 3
SOIL VAPOR SAMPLING - TEDLAR SAMPLING DATA

Reading Location			Shroud	Tedlar Bag 1		Shroud	Tedlar Bag 2											Tedlar Bag 3
Instrument			Dielectric		Landtec	Dielectric		FID	PID	Multi-gas				Landtec				Dielectric
Location	Depth	Date	Helium in Shroud Before	Helium Before	CH4 (%)	Helium in Shroud After	Helium After	FID (ppm)	PID (ppm)	CO (ppm)	H2S (ppm)	LEL (%)	O2 (%)	CH4 (%)	LEL (%)	CO2 (%)	O2 (%)	Direct Port Reading After
VMP-23	5 ft	02/15/11	62.3%	0.0%	N/A	80.3%	0.7%	7.0	0.5	0.0	0.0	0.0	18.4	18.6	11.0	0.3	19.9	N/A
		04/21/11	60.0%	0.0%	N/A	52.3%	0.0%	0.0	0.7	23.0	0.0	0.0	14.7	0.0	2.0	5.5	15.1	N/A
		07/27/11	62.8%	0.0%	N/A	53.7%	0.0%	0.0	4.9	2.0	0.0	0.0	5.3	0.0	0.0	8.8	9.2	N/A
		11/02/11	61.4%	0.0%	N/A	55.6%	0.1%	0.0	1.1	0.0	0.0	0.0	17.5	0.0	0.0	3.1	16.6	N/A
		01/25/12	59.0%	0.0%	N/A	66.0%	0.1%	0.6	0.3	0.0	0.0	0.0	19.1	0.0	0.0	2.3	18.8	N/A
		04/09/12	70.0%	0.0%	N/A	59.3%	0.1%	4.0	0.7	NM	NM	NM	NM	0.0	0.0	0.9	19.8	N/A
		07/09/12	56.2%	0.0%	N/A	67.1%	0.2%	5.9	1.5	NM	NM	NM	NM	0.0	0.0	1.7	19.0	N/A
		10/03/12	62.5%	0.0%	N/A	40.0%	0.1%	5.0	0.5	NM	NM	NM	NM	0.0	0.0	0.7	20.2	N/A
		01/24/13	53.5%	0.0%	N/A	45.0%	0.0%	2.29	0.2	NM	NM	NM	NM	0.0	0.0	0.2	20.9	N/A
	10 ft	02/15/11	52.0%	0.0%	N/A	55.1%	0.0%	0.0	0.4	0.0	0.0	0.0	10.0	13.1	OVR	2.3	19.0	N/A
		04/21/11	52.3%	0.0%	N/A	58.2%	0.0%	0.0	1.2	16.0	0.0	0.0	11.8	0.2	6.0	6.5	12.1	N/A
		07/27/11	66.8%	0.0%	N/A	49.8%	0.0%	0.0	2.9	21.0	0.0	0.0	0.0	0.0	0.0	9.5	6.3	N/A
		11/02/11	71.0%	0.0%	N/A	59.8%	0.0%	0.0	1.2	0.0	0.0	0.0	11.6	0.0	0.0	7.3	10.1	N/A
		01/25/12	59.6%	0.0%	N/A	74.2%	0.0%	0.3	0.3	0.0	0.0	0.0	14.6	0.0	0.0	5.7	14.4	N/A
		04/09/12	59.7%	0.0%	N/A	53.7%	0.1%	2.0	0.7	NM	NM	NM	NM	0.0	0.0	1.0	19.5	N/A
		07/09/12	55.0%	0.0%	N/A	50.1%	0.0%	4.9	1.9	NM	NM	NM	NM	0.0	0.0	1.6	19.1	N/A
		10/03/12	60.2%	0.0%	N/A	41.0%	0.0%	3.0	0.6	NM	NM	NM	NM	0.0	0.0	0.9	19.8	N/A
		01/24/13	45.4%	0.0%	N/A	47.5%	0.0%	1.20	0.2	NM	NM	NM	NM	0.0	0.0	0.4	20.7	N/A
	25 ft	02/15/11	54.5%	0.0%	N/A	51.9%	0.0%	0.0	1.2	0.0	0.0	0.0	2.1	0.0	1.0	14.9	0.6	N/A
		04/21/11	58.2%	0.0%	N/A	53.6%	0.0%	0.0	0.6	13.0	0.0	0.0	2.2	0.2	0.0	13.7	2.4	N/A
		07/27/11	58.7%	0.0%	N/A	45.2%	0.0%	7.0	4.4	22.0	0.0	0.0	0.0	0.0	0.0	11.9	1.3	N/A
		11/02/11	59.3%	0.0%	N/A	53.6%	0.0%		0.6	0.0	0.0	0.0	8.2	0.0	0.0	12.6	2.6	N/A
		01/25/12	52.4%	0.0%	N/A	NS	0.0%	235000	0.3	1.0	0.0	0.0	5.9	0.0	0.0	11.8	6.0	N/A
		04/09/12	60.0%	0.0%	N/A	50.3%	0.1%	2.0	2.0	NM	NM	NM	NM	0.0	0.0	5.5	15.0	N/A
		07/10/12	55.0%	0.0%	N/A	50.0%	0.0%	3.2	1.5	N/A	N/A	N/A	N/A	0.0	0.0	4.8	16.0	N/A
		10/03/12	62.4%	0.0%	N/A	40.0%	0.0%	2.0	0.7	NM	NM	NM	NM	0.0	0.0	4.0	17.5	N/A
		01/24/13	43.7%	0.0%	N/A	45.6%	0.0%	0.77	0.2	NM	NM	NM	NM	0.0	0.0	3.5	18.5	N/A
	40 ft	02/15/11	NS	NS	NS	NS	NS	NS	NS	NS	NS	NS	NS	NS	NS	NS	NS	NS
		04/21/11	NS	NS	NS	NS	NS	NS	NS	NS	NS	NS	NS	NS	NS	NS	NS	NS
		07/27/11	NS	NS	NS	NS	NS	NS	NS	NS	NS	NS	NS	NS	NS	NS	NS	NS
		11/02/11	NS	NS	NS	NS	NS	NS	NS	NS	NS	NS	NS	NS	NS	NS	NS	NS
		01/25/12	NS	NS	NS	NS	NS	NS	NS	NS	NS	NS	NS	NS	NS	NS	NS	NS
		04/09/12 [13]	NS	NS	NS	NS	NS	NS	NS	NS	NS	NS	NS	NS	NS	NS	NS	NS
		7/10/2012 [11]	53.1%	0.0%	N/A	51.8%	0.0%	4.1	0.6	N/A	N/A	N/A	N/A	0.0	0.0	6.0	12.4	N/A
		07/31/12 [13]	NS	NS	NS	NS	NS	NS	NS	NS	NS	NS	NS	NS	NS	NS	NS	NS
		10/03/12	63.4%	0.0%	N/A	43.0%	0.0%	2.0	1.1	NM	NM	NM	NM	0.0	0.0	6.5	15.3	N/A
		01/24/13	67.2%	0.0%	N/A	42.0%	0.6%	0.82	0.2	NM	NM	NM	NM	0.0	0.0	5.9	16.8	N/A

SEE LAST PAGE OF TABLE FOR NOTES

TABLE 3
SOIL VAPOR SAMPLING - TEDLAR SAMPLING DATA

Reading Location			Shroud	Tedlar Bag 1		Shroud	Tedlar Bag 2											Tedlar Bag 3
Instrument			Dielectric		Landtec	Dielectric		FID	PID	Multi-gas				Landtec				Dielectric
Location	Depth	Date	Helium in Shroud Before	Helium Before	CH4 (%)	Helium in Shroud After	Helium After	FID (ppm)	PID (ppm)	CO (ppm)	H2S (ppm)	LEL (%)	O2 (%)	CH4 (%)	LEL (%)	CO2 (%)	O2 (%)	Direct Port Reading After
VMP-24	5 ft	02/16/11	50.9%	0.0%	N/A	50.5%	0.0%	0.0	0.9	3.0	0.0	0.0	16.0	0.0	0.0	6.9	13.9	N/A
		04/08/11	53.5%	0.0%	N/A	53.1%	0.1%	41.7	0.7	0.0	0.0	0.0	15.0	0.0	0.0	4.9	15.9	N/A
		07/28/11	73.3%	0.0%	N/A	73.3%	0.0%	0.0	4.2	0.0	0.0	0.0	13.5	0.0	0.0	7.7	15.6	N/A
		11/02/11	75.6%	0.0%	N/A	52.4%	0.0%	0.0	1.0	0.0	0.0	0.0	14.2	0.0	0.0	8.7	12.8	N/A
		01/25/12	55.5%	0.0%	N/A	59.8%	0.0%	2.3	3.8	0.0	0.0	0.0	18.4	0.0	0.0	4.2	17.4	N/A
		04/09/12	69.9%	0.0%	N/A	59.8%	0.1%	2.8	1.5	NM	NM	NM	NM	0.0	0.0	5.2	17.5	N/A
		07/12/12	51.3%	0.0%	0.0%	55.2%	0.0%	4.3	1.5	NM	NM	NM	NM	0.0	0.0	5.4	16.6	N/A
		10/19/12[11]	67.2%	0.0%	N/A	37.2%	0.1%	1.0	0.4	NM	NM	NM	NM	0.0	0.0	4.0	18.2	N/A
		01/23/13	56.5%	0.0%	N/A	31.8%	0.0%	1.67	0.3	NM	NM	NM	NM	0.0	0.0	3.9	17.6	N/A
	10 ft	02/17/11	51.0%	0.0%	N/A	59.5%	0.0%	0.0	0.3	0.0	0.0	0.0	20.9	0.0	0.0	0.0	19.9	N/A
		04/11/11	55.5%	0.0%	N/A	77.0%	0.0%	32.4	0.7	0.0	0.0	0.0	13.9	0.0	0.0	7.1	13.8	N/A
		07/28/11	63.1%	0.0%	N/A	50.7%	0.0%	0.0	5.2	0.0	0.0	0.0	8.6	0.0	0.0	0.1	22.6	N/A
		11/02/11	70.7%	0.0%	N/A	48.9%	0.0%	0.0	0.8	0.0	0.0	0.0	13.8	0.0	0.0	9.5	12.3	N/A
		01/25/12	54.3%	0.0%	N/A	53.2%	0.0%	1.0	1.2	0.0	0.0	0.0	15.7	0.0	0.0	8	13.8	N/A
		04/10/12	59.1%	0.0%	NS	63.8%	0.0%	0.0	0.5	NM	NM	NM	NM	0.0	0.0	6.4	15.9	N/A
		07/12/12	55.9%	0.0%	0.0%	51.2%	0.0%	3.6	1.6	NM	NM	NM	NM	0.0	0.0	6.4	15.0	N/A
		10/09/12	43.4%	0.0%	N/A	41.0%	0.0%	1.0	0.6	NM	NM	NM	NM	0.0	0.0	7.4	16.0	N/A
		01/23/13[9]	56.9%	0.0%	N/A	30.5%	0.0%	0.97	0.2	NM	NM	NM	NM	0.0	0.0	5.8	16.4	N/A
	22 ft	02/17/11	52.5%	0.0%	N/A	50.5%	0.0%	0.0	0.9	4.0	0.0	0.0	11.9	0.0	2.0	10.3	10.6	N/A
		04/11/11	67.8%	0.0%	N/A	67.8%	0.0%	47.3	0.3	0.0	0.0	3.0	11.9	0.0	0.0	8.8	10.8	N/A
		07/28/11	52.0%	0.0%	N/A	42.6%	0.0%	0.0	4.3	0.0	0.0	0.0	8.4	0.0	0.0	9.7	12.4	N/A
		11/06/11	52.5%	0.0%	N/A	50.5%	0.0%		0.2	0.0	0.0	0.0	18.3	0.0	0.0	10.1	11.8	N/A
		01/25/12	57.8%	0.0%	N/A	72.4%	0.0%	25.0	3.0	0.0	0.0	0.0	18.7	0.0	0.0	8.9	13.2	N/A
		04/10/12	64.3%	0.0%	N/A	67.1%	0.0%	0.5	0.7	NM	NM	NM	NM	0.0	0.0	8.2	14.2	N/A
		07/12/12	52.4%	0.0%	0.0%	53.4%	0.0%	2.9	1.0	NM	NM	NM	NM	0.0	0.0	6.2	14.8	N/A
		10/09/12	50.3%	0.0%	N/A	53.2%	0.0%	2.0	0.9	NM	NM	NM	NM	0.0	0.0	7.9	15.3	N/A
		01/23/13	52.4%	0.0%	N/A	31.9%	0.0%	0.48	0.2	NM	NM	NM	NM	0.0	0.0	6.5	15.9	N/A
	34 ft	02/17/11	52.2%	0.0%	N/A	60.1%	0.0%	0.0	1.9	30.0	0.0	0.0	10.9	0.2	3.0	10.6	10.5	N/A
		04/11/11	70.9%	0.0%	N/A	74.4%	0.0%	40.5	0.1	0.0	0.0	2.0	11.1	0.0	0.0	9.2	11.0	N/A
		07/28/11	52.6%	0.0%	N/A	38.1%	0.0%	0.0	5.8	2.0	0.0	0.0	8.1	0.0	0.0	9.7	12.5	N/A
		11/06/11	66.1%	0.0%	N/A	60.2%	0.0%		0.2	0.0	0.0	0.0	15.0	0.0	0.0	8.6	12.9	N/A
		01/25/12	72.1%	0.0%	N/A	50.3%	0.0%	22.0	0.9	0.0	0.0	0.0	16.0	0.0	0.0	7.6	13.9	N/A
		04/10/12	60.3%	0.0%	N/A	62.3%	0.1%	2.0	0.9	NM	NM	NM	NM	0.0	0.0	5.6	16.6	N/A
		07/12/12	51.3%	0.0%	0%	59.4%	0.0%	3.4	1.4	NM	NM	NM	NM	0.0	0.0	5.7	16.5	N/A
		10/09/12	53.0%	0.0%	N/A	43.2%	0.0%	2.0	0.9	NM	NM	NM	NM	0.0	0.0	7.1	15.5	N/A
		01/23/13	53.6%	0.0%	N/A	34.2%	0.0%	0.52	0.2	NM	NM	NM	NM	0.0	0.0	5.2	16.7	N/A

SEE LAST PAGE OF TABLE FOR NOTES

TABLE 3
SOIL VAPOR SAMPLING - TEDLAR SAMPLING DATA

Reading Location			Shroud	Tedlar Bag 1		Shroud	Tedlar Bag 2											Tedlar Bag 3
Instrument			Dielectric		Landtec	Dielectric		FID	PID	Multi-gas				Landtec				Dielectric
Location	Depth	Date	Helium in Shroud Before	Helium Before	CH4 (%)	Helium in Shroud After	Helium After	FID (ppm)	PID (ppm)	CO (ppm)	H2S (ppm)	LEL (%)	O2 (%)	CH4 (%)	LEL (%)	CO2 (%)	O2 (%)	Direct Port Reading After
VMP-25	5 ft	03/15/11	55.9%	0.0%	N/A	53.4%	0.0%	159	88.2	0.0	0.0	0.0	2.0	0.0	0.0	5.0	1.8	N/A
		04/08/11	75.0%	0.0%	N/A	51.9%	0.0%	95.0	1.9	0.0	0.0	3.0	0.9	0.1	2.0	7.5	1.0	N/A
		08/09/11	66.0%	0.0%	0.0%	45.2%	0.0%	27900	2.4	4.0	0.0	0.0	16.8	0.0	0.0	16.0	2.8	N/A
		11/17/11	63.9%	0.0%	N/A			13.0	0.4	0.0	0.0	0.0	7.2	0.0	0.0	3.4	11.4	N/A
		01/31/12	54.0%	0.0%	N/A	53.0%	0.0%	0.0	0.3	0.0	0.0	0.0	11.2	0.0	0.0	2.5	11.0	N/A
		04/25/12	55.2%	0.0%	N/A	51.6%	0.0%	2.0	0.5	NM	NM	NM	NM	0.0	0.0	5.2	12.0	N/A
		07/26/12	60.7%	0.0%	0.0%	55.2%	0.1%	2.1	0.4	NM	NM	NM	NM	0.0	0.0	10.5	6.7	N/A
		10/26/12	56.9%	0.0%	N/A	55.4%	0.0%	3.0	0.5	NM	NM	NM	NM	0.0	0.0	5.0	13.2	N/A
		03/06/13	55.3%	0.0%	N/A	53.2%	0.0%	1.16	0.2	NM	NM	NM	NM	0.0	0.0	1.9	16.1	N/A
	9.5 ft	03/15/11	NS	NS	NS	NS	NS	NS	NS	NS	NS	NS	NS	NS	NS	NS	NS	NS
		04/08/11	NS	NS	NS	NS	NS	NS	NS	NS	NS	NS	NS	NS	NS	NS	NS	NS
		08/09/11	NS	NS	NS	NS	NS	NS	NS	NS	NS	NS	NS	NS	NS	NS	NS	NS
		11/17/11	NS	NS	NS	NS	NS	NS	NS	NS	NS	NS	NS	NS	NS	NS	NS	NS
		01/31/12	NS	NS	NS	NS	NS	NS	NS	NS	NS	NS	NS	NS	NS	NS	NS	NS
		4/25/2012 [13]	NS	NS	NS	NS	NS	NS	NS	NS	NS	NS	NS	NS	NS	NS	NS	NS
		7/26/12 [13]	NS	NS	NS	NS	NS	NS	NS	NS	NS	NS	NS	NS	NS	NS	NS	NS
		10/26/12[13]	NS	NS	NS	NS	NS	NS	NS	NS	NS	NS	NS	NS	NS	NS	NS	NS
		03/06/13[13]	NS	NS	NS	NS	NS	NS	NS	NS	NS	NS	NS	NS	NS	NS	NS	NS
	21 ft	03/15/11	59.6%	8.2%	OVR	38.3%	8.9%	OVR	268.3	182	39.0	OVR	0.2	OVR	OVR	15.3	0.6	8.6%
		04/08/11	72.4%	4.1%	OVR	54.3%	4.6%	632000	150.0	OVR	54.0	OVR	0.8	OVR	OVR	14.4	0.8	N/A
		08/09/11	58.3%	11.4%	OVR	56.9%	10.2%	OVR	175.9	605	68.0	OVR	0.0	OVR	OVR	14.9	1.0	N/A
		11/17/11	60.3%	3.6%	OVR	50.7%	4.6%	OVR	125.2	380	0.0	OVR	0.0	OVR	OVR	14.4	1.1	N/A
		01/31/12	62.0%	7.5%	OVR	52.7%	8.6%	OVR	140.2	210	103	OVR	0.9	OVR	OVR	14.2	0.7	N/A
		04/25/12	70.2%	9.3%	OVR	57.3%	10.3%	OVR	83.9	NM	NM	NM	NM	OVR	OVR	11.8	1.3	N/A
		07/26/12	71.0%	8.8%	OVR	66.0%	6.9%	OVR	59.6	NM	NM	NM	NM	OVR	OVR	11.7	1.6	N/A
		10/26/12	54.0%	9.7%	OVR	54.3%	9.0%	OVR	74.85	NM	NM	NM	NM	OVR	OVR	14.2	4.7	N/A
		03/06/13	56.4%	5.6%	OVR	52.7%	6.3%	OVR	45.93	NM	NM	NM	NM	OVR	OVR	12.0	4.3	N/A
	31 ft	03/15/11	NS	NS	NS	NS	NS	NS	NS	NS	NS	NS	NS	NS	NS	NS	NS	NS
		04/08/11	NS	NS	NS	NS	NS	NS	NS	NS	NS	NS	NS	NS	NS	NS	NS	NS
		08/09/11	NS	NS	NS	NS	NS	NS	NS	NS	NS	NS	NS	NS	NS	NS	NS	NS
		11/17/11	NS	NS	NS	NS	NS	NS	NS	NS	NS	NS	NS	NS	NS	NS	NS	NS
		01/31/12	NS	NS	NS	NS	NS	NS	NS	NS	NS	NS	NS	NS	NS	NS	NS	NS
		4/25/2012 [13]	NS	NS	NS	NS	NS	NS	NS	NS	NS	NS	NS	NS	NS	NS	NS	NS
		7/26/12 [13]	NS	NS	NS	NS	NS	NS	NS	NS	NS	NS	NS	NS	NS	NS	NS	NS
		10/26/12[13]	NS	NS	NS	NS	NS	NS	NS	NS	NS	NS	NS	NS	NS	NS	NS	NS
		03/06/13	57.5%	5.8%	OVR	54.0%	7.2%	OVR	52.14	NM	NM	NM	NM	OVR	OVR	12.7	1.7	N/A

SEE LAST PAGE OF TABLE FOR NOTES

TABLE 3
SOIL VAPOR SAMPLING - TEDLAR SAMPLING DATA

Reading Location			Shroud	Tedlar Bag 1		Shroud	Tedlar Bag 2											Tedlar Bag 3
Instrument			Dielectric		Landtec	Dielectric		FID	PID	Multi-gas				Landtec				Dielectric
Location	Depth	Date	Helium in Shroud Before	Helium Before	CH4 (%)	Helium in Shroud After	Helium After	FID (ppm)	PID (ppm)	CO (ppm)	H2S (ppm)	LEL (%)	O2 (%)	CH4 (%)	LEL (%)	CO2 (%)	O2 (%)	Direct Port Reading After
VMP-29	10 ft	07/30/12	61.9%	0.0%	N/A	57.8%	0.0%	6.8	2.5	NM	NM	NM	NM	0.0	0.0	8.8	9.2	N/A
		10/08/12	52.9%	0.0%	N/A	40.5%	0.0%	1.0	1.7	NM	NM	NM	NM	0.0	0.0	8.1	10.6	N/A
		02/06/13	76.5%	0.0%	N/A	63.2%	0.0%	0.91	0.4	NM	NM	NM	NM	0.0	0.0	1.5	19.3	N/A
	20 ft	07/30/12	65.0%	0.0%	N/A	65.5%	0.1%	105	31.2	NM	NM	NM	NM	0.0	0.0	9.3	8.1	N/A
		10/08/12	54.1%	0.0%	N/A	45.6%	0.0%	10.0	7.3	NM	NM	NM	NM	0.0	0.0	8.8	9.4	N/A
		02/06/13	57.7%	0.0%	N/A	66.9%	0.1%	2.95	0.4	NM	NM	NM	NM	0.0	0.0	0.9	19.8	N/A
	30 ft	07/30/12	68.1%	0.0%	N/A	49.6%	0.0%	75.0	17.2	NM	NM	NM	NM	0.0	0.0	10.3	5.7	N/A
		10/08/12	58.6%	0.0%	N/A	48.2%	0.0%	13.0	10.84	NM	NM	NM	NM	0.0	0.0	11.2	6.5	N/A
		02/06/13	58.7%	0.0%	N/A	37.1%	0.3%	3.83	0.8	NM	NM	NM	NM	0.0	0.0	2.3	18.5	N/A
	40 ft	7/30/12 [13]	NS	NS	NS	NS	NS	NS	NS	NS	NS	NS	NS	NS	NS	NS	NS	NS
		10/08/12[13]	NS	NS	NS	NS	NS	NS	NS	NS	NS	NS	NS	NS	NS	NS	NS	NS
		02/06/13[13]	NS	NS	NS	NS	NS	NS	NS	NS	NS	NS	NS	NS	NS	NS	NS	NS
VMP-30	10 ft	07/30/12	59.5%	0.0%	N/A	54.4%	0.6%	27.5	19.6	NM	NM	NM	NM	0.0	0.0	4.6	14.2	N/A
		10/08/12	61.8%	0.0%	N/A	50.9%	0.0%	1.0	0.9	NM	NM	NM	NM	0.0	0.0	3.0	17.1	N/A
		02/06/13	52.6%	0.0%	N/A	58.8%	0.0%	0.39	0.1	NM	NM	NM	NM	0.0	0.0	0.1	20.9	N/A
	20 ft	07/30/12	51.2%	0.0%	N/A	40.8%	0.0%	113	40.1	NM	NM	NM	NM	0.0	0.0	11.7	3.9	N/A
		10/08/12	71.5%	0.0%	N/A	45.8%	0.0%	35.0	19.27	NM	NM	NM	NM	0.0	0.0	10.8	8.2	N/A
		02/06/13	53.0%	0.0%	N/A	42.4%	0.0%	1.39	0.2	NM	NM	NM	NM	0.0	0.0	0.8	20.2	N/A
	30 ft	07/30/12	50.4%	0.0%	N/A	49.5%	0.0%	257	105	NM	NM	NM	NM	0.0	0.0	11.7	2.6	N/A
		10/08/12	65.9%	0.0%	N/A	40.2%	0.0%	42.0	21.33	NM	NM	NM	NM	0.0	0.0	13.4	5.5	N/A
		02/06/13	55.5%	0.0%	N/A	44.7%	0.0%	5.29	2.1	NM	NM	NM	NM	0.0	0.0	0.9	19.0	N/A
	40 ft	7/30/12 [13]	NS	NS	NS	NS	NS	NS	NS	NS	NS	NS	NS	NS	NS	NS	NS	NS
		10/08/12[13]	NS	NS	NS	NS	NS	NS	NS	NS	NS	NS	NS	NS	NS	NS	NS	NS
		02/06/13[13]	NS	NS	NS	NS	NS	NS	NS	NS	NS	NS	NS	NS	NS	NS	NS	NS
VMP-31	5 ft	04/25/12	55.1%	0.0%	N/A	63.6%	0.2%	3.8	NS	NM	NM	NM	NM	0.0	0.0	0.9	18.3	N/A
		07/20/12	52.8%	0.0%	N/A	45.2%	0.0%	4.3	0.9	N/A	N/A	N/A	N/A	0.0	0.0	0.8	18.7	N/A
		10/26/12[9]	53.2%	0.0%	N/A	51.7%	1.1%	2.0	0.4	NM	NM	NM	NM	0.0	0.0	0.7	20.2	N/A
		02/11/13	62.7%	0.0%	N/A	54.1%	0.0%	0.99	0.2	NM	NM	NM	NM	0.0	0.0	0.2	20.8	N/A
	10 ft	04/24/12	52.2%	0.0%	N/A	56.4%	0.4%	4.2	NS	NM	NM	NM	NM	0.0	0.0	0.9	18.2	N/A
		7/26/2012[9]	50.7%	0.0%	N/A	59.5%	0.0%	6.9	0.7	NM	NM	NM	NM	0.0	0.0	1.1	19.7	N/A
		10/26/12[9]	54.3%	1.7%	N/A	49.0%	2.7%	2.0	1.0	NM	NM	NM	NM	0.0	0.0	0.6	19.9	N/A
		02/13/13[9]	52.9%	0.0%	0.0%	77.2%	0.2%	1.56	0.2	NM	NM	NM	NM	0.0	0.0	0.1	20.4	N/A
	20 ft	4/24/2012 [13]	NS	NS	NS	NS	NS	NS	NS	NS	NS	NS	NS	NS	NS	NS	NS	NS
		7/20/12 [13]	NS	NS	NS	NS	NS	NS	NS	NS	NS	NS	NS	NS	NS	NS	NS	NS
		10/19/12	64.2%	0.0%	N/A	56.5%	0.0%	2970	463	NM	NM	NM	NM	3.4	71	8.4	9.5	N/A
		02/11/13	64.8%	0.0%	N/A	53.4%	0.0%	255	41.45	NM	NM	NM	NM	0.5	5.0	3.4	16.5	N/A
	30 ft	04/24/12	52.5%	0.0%	N/A	51.7%	0.0%	15000	NS	NM	NM	NM	NM	7.7	OVR	10.7	1.3	N/A
		07/20/12	57.4%	0.0%	N/A	40.0%	0.0%	851	20.2	N/A	N/A	N/A	N/A	0.2	6.0	9.6	6.4	N/A
		10/19/12	51.2%	0.0%	N/A	56.7%	0.0%	204	19.0	NM	NM	NM	NM	0.2	3	2.8	18.5	N/A
		02/11/13	64.2%	0.0%	N/A	52.3%	0.0%	4100	185	NM	NM	NM	NM	11.6	OVR	14.2	3.7	N/A
VMP-32	5 ft	04/16/12 [9]	54.2%	0.0%	0.0%	58.2%	49.5%	NS	NS	NM	NM	NM	NM	NS	NS	NS	NS	N/A
		04/25/12	54.9%	0.2%	N/A	52.5%	1.2%	0.0	0.8	NM	NM	NM	NM	0.0	0.0	0.1	20.8	N/A
		07/20/12	69.4%	0.0%	0.0%	48.1%	2.0%	4.1	1.3	NM	NM	NM	NM	0.0	0.0	1.2	19.4	N/A
		10/18/12	75.1%	0.0%	N/A	50.0%	0.1%	2.0	0.6	NM	NM	NM	NM	0.0	0.0	0.9	18.5	N/A
		02/05/13	56.4%	0.0%	N/A	55.6%	0.1%	0.76	0.3	NM	NM	NM	NM	0.0	0.0	0.2	20.7	N/A
	10 ft	04/16/12	60.8%	0.2%	0.0%	50.0%	0.3%	0.0	1.1	NM	NM	NM	NM	0.0	0.0	2.6	18.5	N/A
		07/20/12	58.6%	0.0%	0.0%	48.9%	1.2%	2.3	1.3	NM	NM	NM	NM	0.0	0.0	3.7	16.4	N/A
		10/18/12	64.9%	0.0%	N/A	51.2%	0.0%	1.0	0.7	NM	NM	NM	NM	0.0	0.0	3.5	17.0	N/A
		02/05/13	48.3%	0.0%	N/A	50.0%	0.0%	1.4	0.2	NM	NM	NM	NM	0.0	0.0	2.7	18.3	N/A
	20 ft	04/16/12	55.5%	0.0%	0.0%	60.8%	0.2%	117	21.29	NM	NM	NM	NM	0.0	0.0	3.7	16.1	N/A
		07/20/12	55.2%	0.0%	0.0%	52.2%	0.1%	2.8	1.6	NM	NM	NM	NM	0.0	0.0	4.5	15.0	N/A
		10/18/12	77.5%	0.0%	N/A	57.4%	0.0%	2.0	0.5	NM	NM	NM	NM	0.0	0.0	5.0	16.5	N/A
		02/05/13	50.6%	0.0%	N/A	69.7%	0.0%	0.4	0.3	NM	NM	NM	NM	0.0	0.0	3.9	17.1	N/A

SEE LAST PAGE OF TABLE FOR NOTES

TABLE 3
SOIL VAPOR SAMPLING - TEDLAR SAMPLING DATA

Reading Location			Shroud	Tedlar Bag 1		Shroud	Tedlar Bag 2											Tedlar Bag 3
Instrument			Dielectric		Landtec	Dielectric		FID	PID	Multi-gas				Landtec				Dielectric
Location	Depth	Date	Helium in Shroud Before	Helium Before	CH4 (%)	Helium in Shroud After	Helium After	FID (ppm)	PID (ppm)	CO (ppm)	H2S (ppm)	LEL (%)	O2 (%)	CH4 (%)	LEL (%)	CO2 (%)	O2 (%)	Direct Port Reading After
VMP-41	30 ft	04/16/12	53.8%	0.0%	0.0%	60.4%	0.0%	36660	529	NM	NM	NM	NM	OVR	OVR	10.5	1.0	N/A
		07/20/12	52.3%	0.0%	18.0%	63.1%	0.0%	6000	385	NM	NM	NM	NM	25.2	OVR	9.8	1.8	N/A
		10/18/12	60.2%	0.0%	N/A	53.2%	0.0%	206	13.03	NM	NM	NM	NM	0.0	1	11.1	5.5	N/A
		02/05/13	48.5%	0.0%	N/A	60.0%	0.0%	165.5	37.2	NM	NM	NM	NM	0.1	3.0	12.7	3.7	N/A
	10 ft	07/27/12	58.6%	0.0%	N/A	78.0%	0.1%	15.1	0.4	NM	NM	NM	NM	0.0	0.0	5.1	15.0	N/A
		10/09/12	46.7%	0.0%	N/A	42.6%	0.0%	1.0	0.9	NM	NM	NM	NM	0.0	0.0	4.8	15.0	N/A
		01/29/13	51.1%	0.0%	N/A	46.1%	0.1%	0.94	0.4	NM	NM	NM	NM	0.0	0.0	0.3	20.5	N/A
	20 ft	07/27/12	62.0%	0.0%	N/A	62.5%	0.0%	2.6	0.4	NM	NM	NM	NM	0.0	0.0	7.2	12.4	N/A
		10/09/12	50.6%	0.0%	N/A	40.7%	0.0%	1.0	1.3	NM	NM	NM	NM	0.0	0.0	6.7	12.7	N/A
		01/29/13	55.6%	0.0%	N/A	30.3%	0.0%	0.52	0.3	NM	NM	NM	NM	0.0	0.0	0.8	20.2	N/A
	30 ft	07/27/12	53.2%	0.0%	N/A	50.2%	0.0%	4.2	0.6	NM	NM	NM	NM	0.0	0.0	8.1	11.0	N/A
		10/09/12	46.8%	0.0%	N/A	40.5%	0.0%	1.0	0.7	NM	NM	NM	NM	0.0	0.0	8.8	10.0	N/A
		01/29/13	65.4%	0.0%	N/A	41.5%	0.0%	0.66	0.3	NM	NM	NM	NM	0.0	0.0	2.0	19.0	N/A
VMP-42	10 ft	04/18/12	52.7%	0.0%	N/A	69.5%	0.1%	3.0	0.6	NM	NM	NM	NM	0.0	0.0	3.5	18.0	N/A
		07/19/12	51.5%	0.0%	N/A	72.0%	0.1%	1.2	0.7	NM	NM	NM	NM	0.0	0.0	1.6	19.4	N/A
		10/12/12	49.2%	0.0%	N/A	52.6%	0.0%	2.0	4.6	NM	NM	NM	NM	0.0	0.0	1.1	20.4	N/A
		01/31/13	52.8%	0.0%	N/A	41.9%	0.0%	0.68	0.2	NM	NM	NM	NM	0.0	0.0	0.6	20.6	N/A
	20 ft	04/18/12	51.5%	0.0%	N/A	66.8%	0.0%	837	39.5	NM	NM	NM	NM	0.0	0.0	10.8	5.8	N/A
		07/19/12	54.0%	0.0%	N/A	69.5%	0.0%	1.4	0.8	NM	NM	NM	NM	0.0	0.0	6.7	14.2	N/A
		10/12/12	64.2%	0.0%	N/A	83.0%	0.2%	1.0	0.9	NM	NM	NM	NM	0.0	0.0	4.1	17.7	N/A
		01/31/13	52.4%	0.0%	N/A	41.7%	0.0%	0.39	0.2	NM	NM	NM	NM	0.0	0.0	3.2	18.0	N/A
	30 ft	04/19/12	54.6%	0.0%	N/A	68.5%	0.0%	9330	160	NM	NM	NM	NM	11.5	OVR	12.3	0.2	N/A
		07/19/12	51.8%	0.0%	0.2%	64.7%	0.0%	550	29.4	NM	NM	NM	NM	0.3	6.0	9.2	5.4	N/A
		10/12/12	51.6%	0.0%	N/A	65.8%	0.0%	15.0	2.2	NM	NM	NM	NM	0.0	0.0	8.6	12.0	N/A
		01/31/13	51.5%	0.0%	N/A	46.0%	0.0%	3.37	0.4	NM	NM	NM	NM	0.0	0.0	7.0	14.9	N/A
VMP-43	10 ft	04/16/12	53.5%	0.0%	0.0%	53.5%	4.2%	2.0	0.8	NM	NM	NM	NM	0.0	0.0	0.0	20.9	N/A
		07/19/12	67.2%	0.0%	0.0%	65.4%	2.5%	2.5	0.6	NM	NM	NM	NM	0.0	0.0	1.0	19.7	N/A
		10/16/12	66.3%	0.0%	N/A	40.1%	0.0%	1.0	0.5	NM	NM	NM	NM	0.0	0.0	0.4	18.5	N/A
		01/24/13[10]	NS	NS	NS	NS	NS	NS	NS	NS	NS	NS	NS	NS	NS	NS	NS	NS
	20 ft	04/16/12	52.5%	0.0%	0.1%	86.0%	0.1%	338	33.48	NM	NM	NM	NM	0.0	1.0	4.3	15.1	N/A
		07/19/12	67.0%	0.0%	0.0%	50.7%	0.1%	37.8	7.7	NM	NM	NM	NM	0.0	0.0	2.7	17.9	N/A
		10/18/12	72.1%	0.0%	N/A	55.1%	0.0%	13.0	1.6	NM	NM	NM	NM	0.0	0.0	2.8	18.3	N/A
		01/24/13	52.4%	0.0%	N/A	33.5%	0.0%	6.75	0.5	NM	NM	NM	NM	0.0	0.0	3.0	17.4	N/A
	30 ft	4/23/2012[9]	61.2%	0.0%	N/A	82.2%	0.0%	36.3	26.0	NM	NM	NM	NM	0.0	0.0	4.3	16.1	N/A
		07/19/12	66.7%	0.0%	0.0%	52.0%	0.0%	10.3	1.6	NM	NM	NM	NM	0.0	0.0	2.4	18.0	N/A
		10/18/12	66.5%	0.0%	N/A	59.0%	0.0%	2.0	0.5	NM	NM	NM	NM	0.0	0.0	1.6	19.4	N/A
		01/24/13	51.3%	0.0%	N/A	42.5%	0.0%	2.25	0.3	NM	NM	NM	NM	0.0	0.0	2.0	18.8	N/A
VMP-44	10 ft	04/19/12	51.5%	0.0%	N/A	61.3%	0.0%	15900	770	NM	NM	NM	NM	52.1	OVR	9.2	5.5	N/A
		07/20/12	51.0%	0.0%	N/A	50.2%	0.0%	9340	500	NM	NM	NM	NM	30.0	OVR	14.6	3.7	N/A
		8/10/2012[14]	51.6%	0.0%	N/A	62.0%	0.0%	9450	437	NM	NM	NM	NM	29.4	OVR	13.9	5.5	N/A
		10/12/12	66.7%	0.8%	NM	35.0%	0.7%	1370	245	NM	NM	NM	NM	0.9	20	5.4	13.0	N/A
		01/25/13	76.9%	0.0%	N/A	40.5%	0.1%	590	110	NM	NM	NM	NM	1.1	18	7.6	7.7	N/A
	20 ft	04/19/12	51.0%	0.0%	N/A	57.1%	0.0%	5420	432	NM	NM	NM	NM	8.6	OVR	11.5	1.3	N/A
		07/25/12	58.2%	0.0%	N/A	52.8%	0.3%	5200	420	N/A	N/A	N/A	N/A	9.5	OVR	16.1	2.2	N/A
		10/12/12	58.3%	0.0%	N/A	52.3%	0.0%	1800	223	NM	NM	NM	NM	1.6	32.0	7.6	12.8	N/A
		01/25/13	57.0%	0.0%	N/A	43.8%	0.0%	381	48.0	NM	NM	NM	NM	0.1	3.0	9.8	7.4	N/A
	30 ft	04/19/12	63.0%	0.0%	N/A	55.8%	0.0%	1760	140	NM	NM	NM	NM	0.5	10.0	10.2	2.1	N/A
		07/25/12	58.6%	0.0%	N/A	52.9%	0.0%	127	18.3	N/A	N/A	N/A	N/A	1.0	1.0	9.0	9.5	N/A
		10/15/12	60.8%	0.0%	N/A	40.2%	1.8%	290	42.49	NM	NM	NM	NM	0.2	4	5.7	15.1	N/A
		01/25/13[10]	52.5%	1.0%	N/A	61.0%	0.1%	42.90	5.5	NM	NM	NM	NM	0.0	0.0	1.5	19.2	N/A

SEE LAST PAGE OF TABLE FOR NOTES

TABLE 3
SOIL VAPOR SAMPLING - TEDLAR SAMPLING DATA

Reading Location			Shroud	Tedlar Bag 1		Shroud	Tedlar Bag 2											Tedlar Bag 3
Instrument			Dielectric		Landtec	Dielectric		FID	PID	Multi-gas				Landtec				Dielectric
Location	Depth	Date	Helium in Shroud Before	Helium Before	CH4 (%)	Helium in Shroud After	Helium After	FID (ppm)	PID (ppm)	CO (ppm)	H2S (ppm)	LEL (%)	O2 (%)	CH4 (%)	LEL (%)	CO2 (%)	O2 (%)	Direct Port Reading After
VMP-45	10 ft	04/19/12	61.9%	0.0%	0.0%	80.9%	0.5%	4.0	1.6	NM	NM	NM	NM	0.0	0.0	0.9	19.9	N/A
		07/19/12	65.0%	0.0%	N/A	69.7%	0.4%	1.0	0.6	NM	NM	NM	NM	0.0	0.0	0.7	19.6	N/A
		10/15/12	76.7%	0.0%	N/A	43.8%	0.1%	1.0	0.3	NM	NM	NM	NM	0.0	0.0	0.4	20.9	N/A
		01/30/13	45.9%	0.0%	N/A	49.4%	0.0%	0.2	0.2	NM	NM	NM	NM	0.0	0.0	0.2	20.9	N/A
	20 ft	04/19/12	60.2%	0.0%	0.0%	59.2%	0.0%	1300	206	NM	NM	NM	NM	0.5	11.0	5.9	13.2	N/A
		07/19/12	67.1%	0.0%	N/A	47.6%	0.0%	220	46.5	NM	NM	NM	NM	0.0	1.0	4.3	15.9	N/A
		10/15/12	51.1%	1.3%	N/A	50.5%	0.1%	26.0	7.0	NM	NM	NM	NM	0.0	0.0	2.6	18.7	N/A
		01/30/13	49.5%	0.0%	N/A	59.4%	0.0%	17.1	1.2	NM	NM	NM	NM	0.0	0.0	2.1	18.8	N/A
	30 ft	04/19/12	52.3%	0.0%	9.3%	51.3%	0.0%	9030	826	NM	NM	NM	NM	17.4	OVR	9.9	3.9	N/A
		07/19/12	51.5%	0.0%	N/A	51.8%	0.0%	610	210	NM	NM	NM	NM	0.4	8.0	7.6	8.4	N/A
		10/15/12	54.2%	0.0%	N/A	52.2%	0.1%	41.0	17.9	NM	NM	NM	NM	0.0	0.0	4.2	16.4	N/A
		01/30/13	50.3%	0.0%	N/A	37.8%	0.0%	55.40	10.3	NM	NM	NM	NM	0.0	0.0	3.7	17.3	N/A
VMP-47	5 ft	01/21/13	65.9%	0.0%	N/A	44.0%	0.0%	0.48	0.3	NM	NM	NM	NM	0.0	0.0	7.9	12.6	N/A
		01/23/13[16]	N/A	N/A	N/A	N/A	N/A	62400	79.1	NM	NM	NM	NM	69.9	OVR	11.4	2.1	N/A
	10 ft	01/21/13	73.8%	0.0%	N/A	65.1%	0.0%	0.98	0.3	NM	NM	NM	NM	0.0	0.0	12.8	6.6	N/A
		01/23/13[16]	N/A	N/A	N/A	N/A	N/A	0.9	36.3	NM	NM	NM	NM	0.4	8.0	12.7	2.0	N/A
	20 ft	01/21/13	64.0%	0.0%	N/A	37.0%	0.0%	6700	108	NM	NM	NM	NM	5.6	OVR	13.6	2.2	N/A
		01/23/13[16]	N/A	N/A	N/A	N/A	N/A	34700	92.9	NM	NM	NM	NM	43.0	OVR	12.6	0.8	N/A
	30 ft	01/21/13	61.5%	0.0%	N/A	32.2%	0.0%	21600	64.2	NM	NM	NM	NM	6.7	OVR	11.4	1.4	N/A
		01/23/13[16]	N/A	N/A	N/A	N/A	N/A	77000	73.8	NM	NM	NM	NM	82	OVR	12.1	0.9	N/A
VMP-48	5 ft	02/01/13	80.7%	0.0%	N/A	47.6%	0.1%	0.3	0.2	NM	NM	NM	NM	0.0	0.0	0.3	20.2	N/A
	10 ft	02/01/13	62.0%	0.0%	N/A	43.0%	0.0%	0.5	0.4	NM	NM	NM	NM	0.0	0.0	3.1	18.0	N/A
	20 ft	02/01/13	57.0%	0.0%	N/A	31.1%	0.1%	0.7	0.5	NM	NM	NM	NM	0.0	0.0	4.3	17.0	N/A
	30 ft	02/01/13	52.7%	0.0%	N/A	40.0%	0.0%	35.7	3.5	NM	NM	NM	NM	0.0	0.0	11.9	0.0	N/A
VMP-49	5 ft	02/01/13	48.7%	0.0%	N/A	44.9%	0.1%	0.4	0.2	NM	NM	NM	NM	0.0	0.0	0.8	19.9	N/A
	10 ft	02/01/13	57.6%	0.0%	N/A	51.4%	0.1%	0.6	0.4	NM	NM	NM	NM	0.0	0.0	0.7	19.6	N/A
	20 ft	02/01/13	50.9%	0.8%	N/A	51.6%	0.9%	0.8	0.4	NM	NM	NM	NM	0.0	0.0	0.4	20.0	N/A
	30 ft	02/01/13	58.3%	0.0%	N/A	49.4%	0.0%	1100	26.2	NM	NM	NM	NM	0.2	4.0	13.0	2.5	N/A
VMP-50	5 ft	02/01/13	49.5%	0.0%	N/A	40.8%	0.4%	4.4	0.3	NM	NM	NM	NM	0.0	0.0	1.1	19.9	N/A
	10 ft	02/01/13	51.3%	0.0%	N/A	60.1%	0.0%	5.2	0.2	NM	NM	NM	NM	0.0	0.0	4.4	16.9	N/A
	20 ft	02/01/13	52.2%	0.0%	N/A	58.1%	0.0%	242	52.0	NM	NM	NM	NM	0.2	4.0	14.1	5.3	N/A
	30 ft	02/01/13	52.6%	0.0%	N/A	70.2%	0.0%	20800	570	NM	NM	NM	NM	31.3	OVR	8.0	14.1	N/A
VMP-51	5 ft	02/01/13	50.9%	0.0%	N/A	56.0%	0.0%	0.5	0.2	NM	NM	NM	NM	0.0	0.0	0.4	20.2	N/A
	10 ft	02/01/13	55.5%	0.0%	N/A	54.4%	3.3%	0.6	0.2	NM	NM	NM	NM	0.0	0.0	0.8	19.4	N/A
	20 ft	02/15/13[11]	53.2%	0.0%	N/A	63.4%	0.1%	0.9	0.2	NM	NM	NM	NM	0.0	0.0	3.3	18.8	N/A
	30 ft	02/04/13	52.3%	0.0%	N/A	53.9%	0.2%	0.4	0.1	NM	NM	NM	NM	0.0	0.0	4.3	18.4	N/A
VMP-52	5 ft	02/04/13	52.0%	0.0%	N/A	48.0%	0.0%	2.1	0.1	NM	NM	NM	NM	0.0	0.0	1.1	18.3	N/A
	10 ft	02/04/13	54.3%	0.0%	N/A	54.9%	0.0%	4.6	0.2	NM	NM	NM	NM	0.0	0.0	2.7	14.9	N/A
	20 ft	02/04/13	61.0%	0.0%	N/A	52.7%	0.0%	5.6	0.4	NM	NM	NM	NM	0.0	0.0	6.5	13.0	N/A
	30 ft	02/04/13	55.6%	0.0%	N/A	51.3%	0.0%	9.9	0.6	NM	NM	NM	NM	0.0	0.0	7.2	12.0	N/A
VMP-53	5 ft	02/05/13	61.2%	0.0%	N/A	60.7%	0.0%	1.5	0.2	NM	NM	NM	NM	0.0	0.0	0.7	20.5	N/A
	10 ft	02/05/13	53.1%	0.0%	N/A	52.9%	0.1%	0.32	0.2	NM	NM	NM	NM	0.0	0.0	0.7	20.3	N/A
	20 ft	02/05/13	55.6%	0.0%	N/A	41.8%	0.1%	2.3	0.3	NM	NM	NM	NM	0.0	0.0	2.2	20.1	N/A
	30 ft	02/05/13	48.6%	0.0%	N/A	38.2%	0.0%	0.5	0.3	NM	NM	NM	NM	0.0	0.0	0.1	20.6	N/A

SEE LAST PAGE OF TABLE FOR NOTES

TABLE 3
SOIL VAPOR SAMPLING - TEDLAR SAMPLING DATA

Reading Location			Shroud	Tedlar Bag 1		Shroud	Tedlar Bag 2											Tedlar Bag 3
Instrument			Dielectric		Landtec	Dielectric		FID	PID	Multi-gas				Landtec				Dielectric
Location	Depth	Date	Helium in Shroud Before	Helium Before	CH4 (%)	Helium in Shroud After	Helium After	FID (ppm)	PID (ppm)	CO (ppm)	H2S (ppm)	LEL (%)	O2 (%)	CH4 (%)	LEL (%)	CO2 (%)	O2 (%)	Direct Port Reading After
VMP-54	5 ft	02/06/13	60.4%	0.0%	N/A	63.4%	0.1%	1.8	0.2	NM	NM	NM	NM	0.1*	1*	1.6	18.7	N/A
	10 ft	02/06/13	61.4%	0.0%	N/A	60.2%	0.1%	0.5	0.2	NM	NM	NM	NM	0.1*	1.0*	3.0	17.1	N/A
	20 ft	02/06/13	64.8%	0.0%	N/A	50.2%	0.1%	0.5	0.2	NM	NM	NM	NM	0.1*	1.0*	4.6	15.1	N/A
	30 ft	02/06/13	51.0%	0.0%	N/A	42.0%	0.0%	0.4	0.1	NM	NM	NM	NM	0.1*	4.0*	5.4	15.4	N/A
VMP-55	5 ft	02/15/13[13]	NS	NS	NS	NS	NS	NS	NS	NS	NS	NS	NS	NS	NS	NS	NS	NS
	10 ft	02/15/13[13]	NS	NS	NS	NS	NS	NS	NS	NS	NS	NS	NS	NS	NS	NS	NS	NS
	20 ft	02/15/13	50.8%	2.5%	OVR	49.8%	3.1%	195000	48.6	NM	NM	NM	NM	OVR	OVR	17.5	1.4	N/A
	30 ft	02/15/13[13]	NS	NS	NS	NS	NS	NS	NS	NS	NS	NS	NS	NS	NS	NS	NS	NS

Notes:
1. November 2009 Sampling and the June 2010 Supplemental utilized a MuitiRAE IR for CO2 readings. Any CO2 over 5% resulted in a "OVR" reading. No direct CH4 or secondary LEL and 02 readings were collected.
2. Flame ionization detection (FID) was not used during the November 2009 Sampling or the June 2010 Supplemental.
3. OVR is used to indicate a reading over range for the FID or MultiRAE.
4. The Landtec landfill gas analyzer displays "OVR" for any results calculated higher than 99.9% for an individual reading.
5. N/A is used to indicate that a reading was not collected because it was unnecessary (i.e., a direct port for helium if the helium leak check was successful).
6. NS is used to indicate that a reading was not collected because the port could not be sampled.
7. NM is used to indicate a reading that was not collected because the MultiGas meter was not used beginning 2Q12.
8. FID readings were taken with a TVA-1000. Due to oxygen concentrations less than 16% a dilution tip was used when analyzing samples. The dilution tip introduced ambient air in a 10:1 ration with the sample, which required the sample readings to be multiplied by 10 to get the actual reading. The FID readings in this spreadsheet illustrate the actual FID values that were represented in each sample.
9. VMP sample port successfully resampled after helium leak check failure.
10. VMP sample port unsuccessfully sampled after three attempts due to helium leak check failures.
11. VMP sample port resampled due to issues with the canister after analyzed by the laboratory.
12. VMP sample port resampled due to issues with the canister in the field.
13. VMP sample port not sampled because screen submerged below water table.
14. VMP sample port resampled to verify results from the laboratory.
15. Negative readings on the FID are recorded as zero.
16. Helium not used to obtain sample.
17. VMP sample port unsuccessfully resampled after integrity issue discovered.
18. * Sample result is suspect.

TABLE 4
SOIL VAPOR SCREENING CRITERIA

Chemical	Residential (mg/m^3)	Industrial/ Commercial (mg/m^3)
TO-15 Analytes		
Acetone	750,000	750,000
Benzene	0.37	2.8
Bromodichloromethane	450,000	450,000
Bromoform	11.0	52.0
Bromomethane	6.9	42.0
1,3-Butadiene		
2-Butanone	6,400	40,000
Carbon disulfide	780	5,300
Carbon tetrachloride	0.21	1.5
Chlorobenzene	69.0	420
Chlorodibromomethane	57,000	57,000
Chloroethane		
Chloroform	0.11	0.92
Chloromethane		
Allyl chloride (3-Chloropropene)		
alpha-Chlorotoluene		
Cyclohexane		
1,2-Dibromo-3-chloropropane (DBCP)	0.0012	0.0062
1,2-Dibromoethane	0.011	0.06
1,2-Dichlorobenzene	290	1,700
1,3-Dichlorobenzene		
1,4-Dichlorobenzene	1,200	6,800
1,1-Dichloroethane	690	4,200
1,2-Dichloroethane	0.099	0.81
1,1-Dichloroethene	240	1,600
cis-1,2-Dichloroethene	1,100,000	1,100,000
trans-1,2-Dichloroethene	85.0	510
Dichloromethane (Methylene chloride)	5.6	45.0
1,2-Dichloropropane	0.062	0.46
cis-1,3-Dichloropropene	0.9	6.2
trans-1,3-Dichloropropene	0.9	6.2
1,4-Dioxane	0.2	2.3
Ethanol		
Ethylbenzene	1,400	8,300
4-Ethyltoluene		
Freon 11		
Freon 12		
Freon 113		
Freon 114		
Heptane		
Hexachlorobutadiene		
Hexane		
2-Hexanone (Methyl N-Butyl Ketone)		
Isopropylbenzene (Cumene)	600	3,500
4-Methyl-2-pentanone (Methyl Isobutyl Ketone)		
Methyl tert-Butyl Ether (MTBE)	3,400	23,000
n-Propylbenzene		
2-Propanol		
Styrene	1,400	8,500
Tetrachloroethene	0.55	4.0
1,1,2,2-Tetrachloroethane		
Tetrahydrofuran		
Toluene	6,200	40,000
1,2,4-Trichlorobenzene	11.0	50.0
Trichloroethene	1.5	12.0
1,1,1-Trichloroethane (Methyl chloroform)	6,600	41,000
1,1,2-Trichloroethane	170,000	170,000
Trichloroflouromethane	860	5,600
1,2,4-Trimethylbenzene		
1,3,5-Trimethylbenzene		
2,2,4-Trimethylpentane		
Vinyl chloride	0.29	4.8
Xylenes (total)	140	840
m,p-Xylene	130	820
o-Xylenes	120	790

Note:
1. Screening criteria source: Illinois Pollution Control Board, Notice of Proposed Amendments - Tiered Approach to Corrective Action (TACO) Title 35 - Part 742. Table H: Tier 1 Indoor Inhalation Remediation Objectives for Residential and Industrial/Commercial Properties for the Diffusion and Advection Exposure Route, November 9, 2010.

SEE LAST PAGE OF TABLE FOR NOTES

TABLE 5
CUMULATIVE SUMMARY OF SOIL VAPOR ANALYTICAL DETECTIONS AND SCREENING RESULTS: VILLAGE - VOCS

Location	Depth	Sample ID	Sample Date	Acetone			alpha-Chlorotoluene			Benzene			Bromodichloromethane			Bromoform			Bromomethane			1,3-Butadiene			Butane			2-Butanone			Carbon disulfide			Carbon tetrachloride		
				750000						0.37			450000			11			6.9									6400			780			0.21		
				Result (mg/m^3)	Lab Quals	URS Quals	Result (mg/m^3)	Lab Quals	URS Quals	Result (mg/m^3)	Lab Quals	URS Quals	Result (mg/m^3)	Lab Quals	URS Quals	Result (mg/m^3)	Lab Quals	URS Quals	Result (mg/m^3)	Lab Quals	URS Quals	Result (mg/m^3)	Lab Quals	URS Quals	Result (mg/m^3)	Lab Quals	URS Quals	Result (mg/m^3)	Lab Quals	URS Quals	Result (mg/m^3)	Lab Quals	URS Quals	Result (mg/m^3)	Lab Quals	URS Quals
VMP-1	5 ft	VMP-1-5-082510	8/25/2010	0.068			<0.022	U		0.044			<0.028	U		<0.044	U		<0.016	U		<0.0094	U					0.0066	J		0.0035	J		<0.027	U	
		VMP-1-5-111710	11/17/2010	0.019	J		<0.027	U		0.0069	J		<0.034	U		<0.053	U		<0.02	U		<0.011	U					<0.015	U		<0.016	U		<0.032	U	
		VMP-1-5-020411	2/4/2011	0.42	J		<0.52	U		0.14	J		<0.68	U		<1	U		<0.39	U		<0.22	U					<0.3	U		<0.31	U		<0.64	U	
		VMP-1-5-041211	4/12/2011	0.012	J		<0.0068	U		0.6			<0.0088	U		<0.014	U		<0.0051	U		<0.0029	U		0.033			0.0018	J		0.004	J		<0.0083	U	
		VMP-1-5-080111	8/1/2011	<0.012	U		<0.0068	U		0.051			<0.0088	U		<0.014	U		<0.0051	U		<0.0029	U		0.21			0.017			0.0086	J		<0.0083	U	
		VMP-1-5-110311	11/3/2011	110			<18	U		<11	U		<23	U		<36	U		<14	U		<7.7	U		2000			3.1	J		<44	U		<22	U	
		VMP-1-5-013012	1/30/2012	<2.8	U		<1.5	U		0.28	J	J	<2	U		<3	U		<1.1	U		<0.64	U		3400			<3.4	U		<0.91	U		<1.8	U	
		VMP-1-5-041312	4/13/2012	0.017	J		<0.0046	U		0.014			<0.006	U		<0.0092	U		<0.035	U		<0.002	U		0.008	J		0.0065	J		<0.011	J	U	<0.0056	U	
		VMP-1-5-071612	7/16/2012	0.078			<0.0047	U		0.084			0.0018	J		<0.0094	U		<0.036	U	UJ	<0.002	U		0.018			0.068			<0.011	J	U	<0.0058	U	
		VMP-1-5-101112	10/11/2012	0.028	J		<0.012	U		<0.0073	U		<0.015	U		<0.024	U		<0.0089	U		<0.0051	U		2.7			<0.027	U		0.0076	J		<0.014	U	
		[A]VMP-1-5-012113	1/21/2013	0.32	J		<0.13	U		0.015	J		<0.17	U		<0.27	U		0.074	J		<0.057	U		17			<0.3	U		<0.32	U		<0.16	U	
		[A]VMP-1-5-012313-R	1/23/2013	<11	U		<6	U		4.7			<7.8	U		<12	U		<4.5	U		<2.6	U		5900			<14	U		<3.6	U		<7.3	U	
	8.5 ft	VMP-1-8.5-082510	8/25/2010	0.054	J		<0.066	U		0.0079	J		<0.086	U		<0.13	U		<0.05	U		<0.028	U					<0.038	U		0.019	J		<0.081	U	
		VMP-1-8.5-111710	11/17/2010	0.024			<0.013	U		0.0035	J		<0.016	U		<0.026	U		<0.0096	U		<0.0055	U					0.0048	J		<0.0077	U		<0.016	U	
		VMP-1-8.5-111710-Dup	11/17/2010	0.016	J		<0.013	U		0.0034	J		<0.016	U		<0.026	U		<0.0096	U		<0.0055	U					0.0037	J		<0.0077	U		<0.016	U	
		VMP-1-8.5-020411	2/4/2011	0.31	J		<1	U		0.26	J		<1.3	U		<2	U		<0.77	U		<0.44	U					<0.58	U		<0.62	U		<1.2	U	
		VMP-1-8.5-041211	4/12/2011	0.011	J		<0.009	U		0.31			<0.012	U		<0.018	U		<0.0068	U		<0.0038	U		0.026			<0.02	U		0.0022	J		<0.011	U	
		VMP-1-8.5-080111	8/1/2011	<6.8	U		<3.7	U		<2.3	U		<4.8	U		<7.4	U		<2.8	U		<1.6	U		840			<8.5	U		<2.2	U		<4.5	U	
		VMP-1-8.5-080111-Dup	8/1/2011	<6.7	U		<3.6	U		6.2			<4.7	U		<7.3	U		<2.7	U		<1.6	U		780			<8.3	U		<2.2	U		<4.4	U	
		VMP-1-8.5-110311	11/3/2011	240			<42	U		<26	U		<54	U		<83	U		<31	U		<18	U		4800			<95	U		7.3	J		<51	U	
		VMP-1-8.5-013012	1/30/2012	1.4	J		<9	U		<5.6	U		<12	U		<18	U		<6.8	U		<3.9	U		3600			<21	U		<5.4	U		<11	U	
		VMP-1-8.5-041612	4/16/2012	0.022	J		0.0015	J		0.0083			<0.0071	U		<0.011	U		<0.041	U		<0.0023	U		0.12			0.0059	J		<0.013	J	U	<0.0067	U	
		VMP-1-8.5-041612-Dup	4/16/2012	0.02	J		<0.0053	U		0.0072			<0.0069	U		<0.011	U		<0.04	U		<0.0023	U		0.12			0.0054	J		<0.013	J	U	<0.0065	U	
		VMP-1-8.5-071612	7/16/2012	0.06			<0.0048	U		0.058			<0.0062	U		<0.0095	U	UJ	<0.002	U		<0.0087	U		0.053			<0.011	J	U	<0.0058	U	
		VMP-1-8.5-101112	10/11/2012	0.0066	J		<0.0073	U		0.0037	J		<0.0094	U		<0.014	U		<0.055	U		<0.0031	U		0.07			<0.017	U		<0.018	J	U	<0.0089	U	
		[A]VMP-1-8.5-012113	1/21/2013	<0.6	U		<0.13	U		<0.08	U		<0.17	U		<0.26	U		<0.97	U		<0.055	U		57			<0.3	U		<0.31	U		<0.16	U	
		[A]VMP-1-8.5-012313-R	1/23/2013	<0.22	U		<0.12	U		0.05	J		<0.16	U		<0.24	U		<0.09	U		<0.052	U		260			<0.27	U		<0.072	U		<0.15	U	
	23.5 ft	VMP - 1 - 23.5 - 083010	8/30/2010	<4.3	U		<2.3	U		1.4			<3	U		<4.6	U		<1.7	U		<0.99	U					<1.3	U		<1.4	U		<2.8	U	
		VMP-1-23.5-111810	11/17/2010	0.011	J		<0.0064	U		0.0014	J		<0.0083	U		<0.013	U		<0.0048	U		<0.0027	U					0.0012	J		<0.0038	U		0.0013	J	
		VMP-1-23.5-020411	2/4/2011	3	J		<6	U		<3.7	U		<7.8	U		<12	U		<4.5	U		<2.6	U					<3.4	U		<3.6	U		<7.3	U	
		VMP-1-23.5-041211	4/12/2011	9.8	J		<9.8	U		<6.1	U		<13	U		<20	U		<7.4	U		<4.2	U		1300			<22	U		5.1	J		<12	U	
		VMP-1-23.5-041211-DUP	4/12/2011	8	J		<12	U		<7.7	U		<16	U		<25	U		<9.3	U		<5.3	U		1700			<28	U		4.2	J		<15	U	
		VMP-1-23.5-080111	8/1/2011	<120	U		<67	U		<41	U		<86	U		<130	U		<50	U		<28	U		25000			<150	U		6.2	J		<81	U	
		VMP-1-23.5-110611	11/6/2011	9.5	J		<16	U		<9.7	U		<20	U		3.9	J		<12	U		<6.7	U		9400			6	J		7.6	J		<19	U	
		VMP-1-23.5-013112	1/31/2012	<57	U		<120	U		<19	U		<40	U		<250	U		<23	U		<13	U		7200			<71	U		<19	U		<38	U	
		VMP-1-23.5-041612	4/16/2012	0.68	J		<2.5	U		<1.5	U		<3.2	U		<4.9	U		<1.8	U		<1	U		800			<5.6	U		<1.5	U		<3	U	
		VMP-1-23.5-071612	7/16/2012	<57	U		<31	U		<19	U		<40	U		<62	U		<23	U		<13	U		11000			<71	U		<19	U		<38	U	
		VMP-1-23.5-102412	10/24/2012	<110	U		<62	U		<38	U		<81	U		<120	U		<47	U		<27	U		4200			<140	U		<38	U		<76	U	
		[A]VMP-1-23.5-012113	1/21/2013	<0.32	U	UJ	<0.07	U	UJ	0.0088	J	J	<0.09	U	UJ	<0.14	U	UJ	<0.52	U	UJ	<0.03	U	UJ	12		J	<0.16	U	UJ	<0.17	U	UJ	<0.085	U	UJ
		[A]VMP-1-23.5-012313-R	1/23/2013	<150	U		<83	U		14	J		<110	U		<170	U		<62	U		<36	U		33000			<190	U		<50	U		<100	U	
	38.5 ft	VMP-1-38.5-073112	7/31/2012	0.14			<0.0048	U		0.042			<0.0063	U		<0.0097	U		<0.036	U		<0.0021	U		0.0028	J		0.022			<0.012	U		<0.0059	U	
		VMP-1-38.5-102612	10/26/2012	<6.2	U		<3.4	U		0.71	J		<4.4	U		<6.7	U		<2.5	U		<1.4	U		4200			<7.7	U		<2	U		<4.1	U	
		[A]VMP-1-38.5-012113	1/21/2013	0.02	J	J	<0.046	U	UJ	0.01	J	J	<0.059	U	UJ	<0.091	U	UJ	0.024	J	J	<0.019	U	UJ	9.2		J	<0.1	U	UJ	<0.11	U	UJ	<0.055	U	UJ
		[A]VMP-1-38.5-012313-R	1/23/2013	<110	U		<62	U		11	J		<80	U		<120	U		<46	U		<26	U		21000			<140	U		<37	U		<75	U	
VMP-2		VMP - 2 - 5 - 083110	8/31/2010	<4.3	U		<2.3	U		0.89	J		<3	U		<4.6	U		<1.7	U		<0.99	U					<1.3	U		<1.4	U		<2.8	U	
	5 ft	VMP-2-5-111610	11/16/2010	<6.3	U		<3.4	U		<2.1	U		<4.4	U		<6.8	U		<2.6	U		<1.5	U					<1.9	U		<2	U		<4.2	U	
		VMP-2-5-020411	2/4/2011	0.45	J		<0.89	U		<0.55	U		<1.2	U		<1.8	U		<0.67	U		<0.38	U					<0.51	U		<0.54	U		<1.1	U	
		VMP-2-5-041311	4/13/2011	0.012	J		<0.0072	U		0.33			<0.0093	U		<0.014	U		<0.0054	U		<0.0031	U		0.1			<0.016	U		0.0038	J		<0.0087	U	
		VMP-2-5-080211	8/2/2011	<14	U		<7.5	U		<4.6	U		<9.7	U		<15	U		<5.6	U		<3.2	U		2200			<17	U		<4.5	U		<9.1	U	
		VMP-2-5-110711	11/7/2011	0.02			<0.0044	U		0.0025	J		<0.0057	U		<0.0088	J	U	<0.0033	U		<0.0019	U		<0.0081	U		0.0051	J		<0.011	J	U	<0.0054	U	
		VMP-2-5-012512	1/25/2012	3.8			<0.5	U		0.23	J		<0.65	U		<1	U		<0.38	U		<0.21	U		<0.92	U		0.98	J		2.3			<0.61	U	
		VMP-2-5-042512	4/25/2012	0.055	J		<0.02	U		0.18			<0.026	U		<0.039	U		<0.15	U		<0.0084	U		0.066			0.047			0.0075	J		<0.024	U	
		VMP-2-5-071612	7/16/2012	0.12			<0.0048	U		0.067			<0.0062	U		<0.0096	U		<0.036	U	UJ	<0.002	U		0.4			0.066			<0.012	J	U	<0.0058	U	
		VMP-2-5-102412	10/24/2012	0.077			<0.0074	U		0.17			<0.0096	U		<0.015	U		<0.056	U		<0.0032	U		0.012	J		0.034			<0.018	J	U	<0.009	U	
		VMP-2-5-013113	1/31/2013	0.013	J		<0.0071	U		0.0026	J		<0.0092	U		<0.014	U		<0.054	U		<0.003	U		0.023			<0.016	U		<0.017	J	U	<0.0087	U	
	8.5 ft	VMP-2-8.5-083110	8/31/2010	<4.4	U		<2.4	U		1.4			<3.1	U		<4.8	U		<1.8	U		<1	U					<1.4	U		<1.4	U		<2.9	U	
		VMP-2-8.5-111610	11/16/2010	<12	U		<6.5	U		<4	U		<8.4	U		<13	U		<4.9	U		<2.8	U					<3.7	U		<3.9	U		<7.9	U	
		VMP-2-8.5-020411	2/4/2011	0.56	J		<2.2	U		<1.4	U		<2.9	U		<4.4	U		<1.7	U		<0.95	U					<1.3	U		<1.3	U		<2.7	U	
		VMP-2-8.5-041311	4/13/2011	<1.2	U		<0.68	U		1.1			<0.88	U		<1.4	U		0.24	J		<0.29	U		1.5			<1.6	U		0.36	J		0.12	J	J
		VMP-2-8.5-080211	8/2/2011	12	J		<27	U		<17	U		<36	U		<55	U		<20	U		<12	U		4200			<62	U		8	J		<33	U	
		VMP-2-8.5-110711	11/7/2011	<0.11	U		<0.059	U		<0.036	U		<0.076	U		<0.12	U		<0.044	U		<0.025	U		<0.11	U		<0.13	U		<0.14	U		<0.072	U	
		VMP-2-8.5-012612	1/26/2012	<4.8	U		<10	U		0.53	J		<3.4	U		<21	U		<2	U		<1.1	U		320			<6	U		<1.6	U		<3.2	U	
		VMP-2-8.5-012612-DUP	1/26/2012	0.37	J	J	<10	U		0.79	J		<3.4	U		<21	U		<2	U		<1.1	U		370		J	<6	U		<1.6	U		<3.2	U	
		VMP-2-8.5-041612	4/16/2012	0.018	J		<0.0051	U		0.012			<0.0066	U		<0.01	U		<0.038	U		<0.0022	U		0.03		J	0.0056	J		<0.012	J	U	<0.0062	U	
		VMP-2-8.5-041612-Dup	4/16/2012	0.032			<0.0052	U		0.013			<0.0067	U		<0.01	U		<0.039	U		<0.0022	U		0.0096		J	0.0062	J		<0.012	J	U	<0.0063	U	
		VMP-2-8.5-071612	7/16/2012	0.047			<0.0058	U		0.087			<0.0075	U		<0.012	U		<0.043	U	UJ	<0.0025	U		0.077		J	0.024			<0.014	J	U	<0.007	U	
		VMP-2-8.5-071612-Dup	7/16/2012	0.071			<0.0048	U		0.084			<0.0062	U		<0.0095	U		0.0039	J	J	<0.002	U		0.02		J	0.028			<0.011	J	U	<0.0058	U	
		VMP-2-8.5-102312	10/23/2012	0.052			<0.0075	U		0.014			<0.0097	U		<0.015	U		<0.056	U		<0.0032	U		0.58			0.01	J		<0.018	U		<0.0092	U	
		VMP-2-8.5-020513	2/5/2013	0.006	J		<0.0077	U		0.0022	J		<0.0099	U		<0.015	U		<0.057	U		<0.0033	U		0.038			<0.017	U		<0.018	J	U	<0.0093	U	
	22 ft	VMP-2-22-083110	8/31/2010	<6.7	U		<3.6	U		1.7	J		<4.7	U		<7.3	U		<2.7	U		<1.6	U					<2.1	U		<2.2	U		<4.4	U	
		VMP-2-22-111610	11/16/2010	<12	U		<6.8	U		<4.2	U		<8.8	U		<14	U		<5.1	U		<2.9	U					<3.9	U		<4.1	U		<8.3	U	
		VMP-2-22-020411	2/4/2011	1.4	J		<3.1	U		0.75	J		<4	U		<6.2	U		<2.3	U		<1.3	U					<1.8	U		<1.8	U		<3.7	U	
		VMP-2-22-041311	4/13/2011	<16	U		<9	U		1	J		<12	U		<18	U		<6.8	U		<3.9	U		410			<20	U		<22	U		<11	U	
		VMP-2-22-080211	8/2/2011	<67	U		<36	U		<22	U		<47	U		<73	U		<27	U		<16	U		4900			<83	U		<22	U		<44	U	
		VMP-2-22-110711	11/7/2011	29		J	<1.9	U		0.24	J		<2.5	U		<3.9	U		<1.4	U		<0.83	U		230			0.37	J		<4.6	U		<2.4	U	
		VMP-2-22-012612	1/26/2012	<7.4	U		<16	U		0.74	J	J	<5.2	U		<32	U		<3	U		<1.7	U		500		J	<9.1	U		<2.4	U		<4.9	U	
		VMP-2-22-042712	4/27/2012	0.014	J		0.00074	J		0.079			<0.0054	U		<0.0083	U		0.0056	J		<0.0018	U		0.0086			0.015			<0.01	J	U	<0.0051	U	
		VMP-2-22-071612	7/16/2012	0.13			<0.0049	U		0.19			<0.0064	U		<0.0098	U		0.0012	J	J	<0.0021	U		0.042			0.054			<0.012	J	U	<0.006	U	
		VMP-2-22-102312	10/23/2012	0.055			<0.0075	U		0.0066			<0.0097	U		<0.015	U		<0.056	U		<0.0032	U		0.079			0.006	J		<0.018	J	U	<0.0092	U	
		VMP-2-22-013113	1/31/2013	0.01	J		<0.007	U		0.0018	J		<0.009	U		<0.014	U		<0.052	U		<0.003	U		0.0043	J		<0.016	U		0.002	J		<0.0085	U	
	42 ft	VMP-2-42-013113	1/31/2013	350			22	J		<42	U		<87	U		<130	U		<500	U		<29	U		20000			<150	U		30	J		<82	U	

SEE LAST PAGE OF TABLE FOR NOTES

TABLE 5
CUMULATIVE SUMMARY OF SOIL VAPOR ANALYTICAL DETECTIONS AND SCREENING RESULTS: VILLAGE - VOCS

Location	Depth	Sample ID	Sample Date	Acetone			alpha-Chlorotoluene			Benzene			Bromodichloromethane			Bromoform			Bromomethane			1,3-Butadiene			Butane			2-Butanone			Carbon disulfide			Carbon tetrachloride		
				750000						0.37			450000			11			6.9									6400			780			0.21		
				Result (mg/m^3)	Lab Quals	URS Quals	Result (mg/m^3)	Lab Quals	URS Quals	Result (mg/m^3)	Lab Quals	URS Quals	Result (mg/m^3)	Lab Quals	URS Quals	Result (mg/m^3)	Lab Quals	URS Quals	Result (mg/m^3)	Lab Quals	URS Quals	Result (mg/m^3)	Lab Quals	URS Quals	Result (mg/m^3)	Lab Quals	URS Quals	Result (mg/m^3)	Lab Quals	URS Quals	Result (mg/m^3)	Lab Quals	URS Quals	Result (mg/m^3)	Lab Quals	URS Quals
VMP-3	5 ft	VMP-3-5-090910	9/9/2010	<13	U		<6.9	U		7.8			<8.9	U		<14	U		<5.2	U		<2.9	U					<3.9	U		<4.1	U		<8.4	U	
		VMP-3-5-112210	11/22/2010	3.1	J		<7	U		2.8	J		<9	U		<14	U		<5.2	U		<3	U					<4	U		<4.2	U		3.7	J	
		VMP-3-5-020911	2/9/2011	<5.7	U		<3.1	U		<1.9	U		<4	U		<6.2	U		<2.3	U		<1.3	U					<1.8	U		<1.9	U		<3.8	U	
		VMP-3-5-041411	4/14/2011	<62	U		<34	U		<21	U		<44	U		<67	U		<25	U		<14	U		9600			<77	U		<20	U		<41	U	
		VMP-3-5-080211	8/2/2011	<0.015	U		<0.008	U		0.15			<0.01	U		<0.016	U		<0.006	U		<0.0034	U		0.1			0.018			0.007	J		<0.0098	U	
		VMP-3-5-110811	11/8/2011	0.025			<0.0044	U		0.00065	J		<0.0057	U		<0.0088	U		<0.0033	U		<0.0019	U		<0.0081	U		0.0046	J		<0.011	U		<0.0054	U	
		VMP-3-5-110811-DUP	11/8/2011	0.018			<0.0045	U		0.0006	J		<0.0059	U		<0.009	U		<0.0034	U		<0.0019	U		0.0091			0.0036	J		<0.011	U		<0.0055	U	
		VMP-3-5-012712	1/27/2012	<4.2	U		<9	U		0.63	J		<2.9	U		<18	U		<1.7	U		<0.97	U		460			<5.2	U		<1.4	U		<2.8	U	
		VMP-3-5-041912	4/19/2012	0.078			<0.0049	U		0.086			<0.0064	U		<0.0099	U		<0.037	U		<0.0021	U		0.007	J		0.068			<0.012	J	U	<0.006	U	
		VMP-3-5-072712	7/27/2012	0.11			<0.0052	U		0.13			0.00097	J		<0.01	U		<0.039	U		<0.0022	U		0.0047	J		0.026			0.013		J	0.0032	J	
	10 ft	VMP-3-10	6/21/2010	<14	U		<7.8	U		8.6			<10	U		<16	U		<5.9	U		<3.4	U					<4.5	U		<4.7	U		<9.5	U	
		VMP-3-10-091010	9/10/2010	8.9	J		<22	U		14			<28	U		<44	U		<16	U		<9.4	U					<12	U		<13	U		<27	U	
		VMP-3-10-092010	9/20/2010	<29	U		<16	U		9	J		<21	U		<32	U		<12	U		<6.8	U					<9.1	U		<9.6	U		<20	U	
		VMP-3-10-112210	11/22/2010	<12	U		<6.8	U		18			<8.8	U		<14	U		<5.1	U		<2.9	U					<3.9	U		<4.1	U		<8.3	U	
		VMP-3-10-112210-Dup	11/22/2010	<17	U		<9.5	U		15			<12	U		<19	U		<7.1	U		<4.1	U					<5.4	U		<5.7	U		<12	U	
		VMP-3-10-020811	2/8/2011	6.7	J		<10	U		13			<13	U		<20	U		<7.5	U		<4.3	U					<5.7	U		<6	U		<12	U	
		VMP-3-10-041311	4/13/2011	<110	U		<58	U		<36	U		<75	U		<120	U		<44	U		<25	U		19000			<130	U		<35	U		<71	U	
		VMP-3-10-080311	8/3/2011	<0.13	U		<0.074	U		0.068			<0.095	U		<0.15	U		<0.055	U		<0.031	U		26	E	J	<0.17	U		0.038	J		<0.089	U	
		VMP-3-10-110811	11/8/2011	0.068		J	<0.006	U		0.0011	J		<0.0078	U		<0.012	U		0.002	J		<0.0026	U		0.31			0.0056	J		0.013	J		<0.0073	U	
		VMP-3-10-012712	1/27/2012	<0.08	J	U	<0.17	U		0.091			<0.056	U		<0.35	U		<0.033	U		<0.018	U		6.9			<0.099	U		<0.026	U		<0.053	U	
		VMP-3-10-042012	4/20/2012	0.023			<0.0044	J	U	0.027			<0.0057	J	U	0.0019	J		<0.033	U		<0.0019	U		0.047			0.025			<0.011	J	U	<0.0054	U	
		VMP-3-10-072312	7/23/2012	0.078			<0.0052	J	U	0.0049			<0.0067	U		<0.01	U		<0.039	U		<0.0022	U		0.06			0.013			<0.012	U		<0.0063	U	
		VMP-3-10-101812	10/18/2012	0.029	J		<0.0078	U		0.066			<0.01	U		<0.016	U		<0.059	U		<0.0034	U		0.0048	J		0.008	J		<0.019	U		<0.0095	U	
		VMP-3-10-020613	2/6/2013	0.012	J		<0.0073	U		<0.0045	U		<0.0094	U		<0.014	U		<0.055	U		<0.0031	U		<0.013	U		<0.017	U		<0.018	J	U	<0.0089	U	
	22 ft	VMP-3-22-092010	9/20/2010	<39	U		<21	U		34			<27	U		<42	U		<16	U		<9	U					<12	U		<13	U		<26	U	
		VMP-3-22-112210	11/22/2010	<44	U		<24	U		36			<31	U		<48	U		<18	U		<10	U					<14	U		<14	U		<29	U	
		VMP-3-22-020811	2/8/2011	14	J		<12	U		26			<15	U		<24	U		<8.9	U		<5.1	U					<6.8	U		<7.1	U		<14	U	
		VMP-3-22-041511	4/15/2011	<120	U		<64	U		26	J		<83	U		<130	U		<48	U		<27	U		24000			<150	U		<39	U		<78	U	
		VMP-3-22-080611	8/6/2011	0.075	J		<0.1	U		0.22			<0.13	U		<0.2	U		<0.077	U		<0.044	U		18			<0.23	U		<0.062	U		<0.12	U	
		VMP-3-22-110811	11/8/2011	0.037		J	<0.0045	U		0.003			<0.0059	U		<0.009	U		<0.0034	U		<0.0019	U		0.13			0.0051	J		<0.011	U		<0.0055	U	
		VMP-3-22-013012	1/30/2012	0.033			<0.018	U		0.12			<0.023	U		<0.036	U		<0.014	U		<0.0077	U		1.9			0.018	J		<0.044	J	U	<0.022	U	
		VMP-3-22-042012	4/20/2012	0.025			<0.0045	J	U	0.028			<0.0059	U		<0.009	U		<0.034	J	U	<0.0019	U		0.052			0.025			<0.011	J	U	<0.0055	U	
		VMP-3-22-072312	7/23/2012	0.051			<0.0051	J	U	0.0093			<0.0066	U		<0.01	U		<0.038	U		<0.0022	U		0.012			0.0079	J		<0.012	U		<0.0062	U	
		VMP-3-22-101812	10/18/2012	0.034	J		<0.0077	U		0.14			<0.0099	U		<0.015	U		<0.057	U		<0.0033	U		0.018			0.013	J		<0.018	U		<0.0093	U	
		VMP-3-22-020613	2/6/2013	0.019	J		<0.0075	U		0.052			<0.0097	U		<0.015	U		<0.056	U		<0.0032	U		0.006	J		<0.017	U		<0.018	J	U	<0.0091	U	
	31.5 ft	VMP-3-31.5-090910	9/9/2010	<72	U		<39	U		210			<51	U		<78	U		<30	U		<17	U					<22	U		<24	U		<48	U	
		VMP-3-31.5-112210	11/22/2010	<50	U		<27	U		180			<36	U		<55	U		<20	U		<12	U					<16	U		<16	U		<33	U	
		VMP-3-31.5-020911	2/9/2011	<48	U		<26	U		100			<34	U		<52	U		<20	U		<11	U					<15	U		<16	U		<32	U	
		VMP-3-31.5-041411	4/14/2011	<400	U		<220	U		100	J		<280	U		<430	U		<160	U		<92	U		68000			<490	U		<130	U		<260	U	
		VMP-3-31.5-041411-DUP	4/14/2011	<400	U		<220	U		89	J		<280	U		<430	U		<160	U		<92	U		63000			<490	U		<130	U		<260	U	
		VMP-3-31.5-080211	8/2/2011	<890	U		<490	U		86	J		<630	U		<970	U		<360	U		<210	U		98000			<1100	U		<290	U		<590	U	
		VMP-3-31.5-080211-Dup	8/2/2011	<520	U		<280	U		110	J		<370	U		<570	U		<210	U		<120	U		91000			<650	U		<170	U		<350	U	
		VMP-3-31.5-110811	11/8/2011	180		J	<11	U		5.9	J		<15	U		<23	U		<8.5	U		<4.8	U		3300			5	J		13	J		<14	U	
		VMP-3-31.5-012712	1/27/2012	12	J	J	<290	U		27	J	J	<93	U		<570	U		<54	U		<31	U	J	13000			<160	U		<43	U		<87	U	
		VMP-3-31.5-041912	4/19/2012	<230	U		<120	U		<76	U		<160	U		<250	U		<93	U		<53	U		44000			<280	U		<74	U		<150	U	
		VMP-3-31.5-041912-Dup	4/19/2012	<220	U		<120	U		<73	U		<150	U		<240	U		<89	U		<51	U		47000			<270	U		<71	U		<140	U	
		VMP-3-31.5-072312	7/23/2012	<54	U		<30	U		<18	U		<38	U		<59	U		<22	U		<13	U		14000			<67	U		<18	U		<36	U	
		VMP-3-31.5-101912	10/19/2012	<4.4	U		<2.4	U		0.32	J		<3.1	U		<4.8	U		<1.8	U		<1	U		100			<5.4	U		<1.4	U		<2.9	U	
		VMP-3-31.5-020713	2/7/2013	<24	U		<13	U		<8.2	U		<17	U		<27	U		<10	U		<5.7	U		3000			<30	U		1.3	J		<16	U	
	39.5 ft	VMP-3-39-101912	10/19/2012	<440	U		<240	U		47	J		<310	U		<480	U		<180	U		<100	U		22000			<540	U		<140	U		<290	U	
		VMP-3-39-021213	2/12/2013	<120	U		<68	U		20	J		<88	U		<140	U		<51	U		<29	U		18000			<160	U		<41	U		<83	U	
VMP-4	5 ft	VMP-4-5-082510	8/25/2010	<0.68	U		<0.37	U		0.27			<0.48	U		<0.74	U		<0.28	U		<0.16	U					<0.21	U		<0.22	U		<0.45	U	
		VMP-4-5-112210	11/22/2010	<26	U		<14	U		41			<18	U		<28	U		<10	U		<6	U					<7.9	U		<8.4	U		<17	U	
		VMP-4-5-021411	2/14/2011	<1.5	U		<0.82	U		2.3			<1	U		<1.6	U		<0.61	U		<0.35	U					<0.46	U		<0.49	U		<0.99	U	
		VMP-4-5-041911	4/19/2011	<69	U		<38	U		22	J		<48	U		<75	U		<28	U		<16	U		7000			<86	U		<22	U		<46	U	
		VMP-4-5-080311	8/3/2011	<0.15	U		<0.08	U		0.1			<0.1	U		<0.16	U		<0.06	U		<0.034	U		1.3			<0.18	U		<0.19	U		<0.098	U	
		VMP-4-5-110911	11/9/2011	0.03		J	<0.0044	U		0.0018	J		<0.0057	U		<0.0088	U		<0.0033	U		<0.0019	U		0.011			0.0024	J		<0.011	U		<0.0054	U	
		VMP-4-5-013012	1/30/2012	0.12	J	J	<0.23	U		0.23		J	<0.29	U		<0.45	U		<0.17	U		<0.097	U		14		J	<0.52	U		<0.14	U		<0.28	U	
		VMP-4-5-042512	4/25/2012	0.04			<0.0056	U		0.31			<0.0073	U		<0.011	U		<0.042	U		<0.0024	U		0.071			0.035			<0.014	J	U	<0.0068	U	
		VMP-4-5-072512	7/25/2012	0.12			<0.0055	U		0.28			<0.0072	U		<0.011	U		<0.042	U		<0.0024	U		0.012			0.034			0.014		J	<0.0067	U	
		VMP-4-5-101812	10/18/2012	0.022	J		<0.008	U		0.31			<0.01	U		<0.016	U		<0.06	U		<0.0034	U		0.0038	J		0.007	J		<0.019	U		<0.0098	U	
		VMP-4-5-020713	2/7/2013	0.0076	J		<0.0064	U		0.0057			<0.0083	U		<0.013	U		<0.048	U		<0.0027	U		0.0068	J		<0.014	U		<0.015	J	U	<0.0078	U	
	12 ft	VMP-4-12-082510	8/25/2010	<12	U		<6.5	U		28			<8.4	U		<13	U		<4.9	U		<2.8	U					<3.7	U		<3.9	U		<7.9	U	
		VMP-4-12-112310	11/23/2010	<12	U		<6.7	U		15			<8.6	U		<13	U		<5	U		<2.8	U					<3.8	U		<4	U		<8.1	U	
		VMP-4-12-021411	2/14/2011	<3.1	U		<1.7	U		5.2			<2.2	U		<3.3	U		<1.2	U		<0.72	U					<0.96	U		<1	U		<2	U	
		VMP-4-12-041911	4/19/2011	<59	U		<32	U		38			<42	U		<65	U		<24	U		<14	U		7200			<74	U		<19	U		<39	U	
		VMP-4-12-080311	8/3/2011	<6.8	U		<3.7	U		8.4			<4.8	U		<7.4	U		<2.8	U		<1.6	U		1400			<8.5	U		<2.2	U		<4.5	U	
		VMP-4-12-080311-Dup	8/3/2011	<14	U		<7.5	U		6.4			<9.7	U		<15	U		<5.6	U		<3.2	U		1200			<17	U		<4.5	U		<9.1	U	
		VMP-4-12-110911	11/9/2011	15		J	<1.1	U		0.46	J		<1.5	U		<2.3	U		<0.85	U		<0.48	U		100			<2.6	U		<2.7	U		<1.4	U	
		VMP-4-12-013012	1/30/2012	<4.2	U		<2.3	U		3.4			<3	U		<4.6	U		<1.7	U		<0.99	U		280			<5.3	U		<1.4	U		<2.8	U	
		VMP-4-12-041812	4/18/2012	0.04			<0.0052	U		0.068			<0.0067	U		<0.01	U		<0.039	U		<0.0022	U		0.0056	J		0.058			<0.012	J	U	<0.0063	U	
		VMP-4-12-072312	7/23/2012	0.066	J		<0.025	U		0.02			<0.033	U		<0.05	U		<0.19	U		<0.011	U		0.19			<0.057	U		<0.061	U		<0.031	U	
		VMP-4-12-101812	10/18/2012	0.038			<0.0078	U		0.004	J		<0.01	U		<0.016	U		<0.059	U		<0.0034	U		0.011	J		0.0043	J		<0.019	U		<0.0095	U	
		VMP-4-12-101812-Dup	10/18/2012	0.035	J		<0.008	U		0.0038	J		<0.01	U		<0.016	U		<0.06	U		<0.0034	U		0.011	J		<0.018	U		0.0066	J		<0.0098	U	
		VMP-4-12-020713	2/7/2013	0.0077	J		<0.007	U		0.0069			<0.009	U		<0.014	U		<0.052	U		<0.003	U		0.025			<0.016	U		<0.017	J	U	<0.0085	U	
		VMP-4-12-020713-DUP	2/7/2013	0.012	J		<0.0071	U		0.013			<0.0092	U		<0.014	U		<0.054	U		<0.003	U		0.03			<0.016	U		<0.017	J	U	<0.0087	U	
	23.5 ft	VMP - 4 - 23.5 - 083110	8/31/2010	<14	U		<7.5	U		490		J	<9.7	U		<15	U		<5.6	U		<3.2	U					<4.3	U		<4.5	U		<9.1	U	
		VMP-4-23.5-112310	11/23/2010	<140	U		<75	U		510			<97	U		<150	U		<56	U		<32	U					<43	U		<45	U		<92	U	
		VMP-4-23.5-021411	2/14/2011	<5	U		<2.7	U		340		J	<3.6	U		<5.5	U		<2	U		<1.2	U					<1.6	U		<1.6	U		<3.3	U	
		VMP-4-23.5-042011	4/20/2011	<320	U		<170	U		440			<220	U		<350	U		<130	U		<74	U		72000			<400	U		<100	U		<210	U	
		VMP-4-23.5-042011-DUP	4/20/2011	58	J		<170	U		410			<220	U		<350	U		<130	U		<74	U		70000			<400	U		<100	U		<210	U	
		VMP-4-23.5-080611	8/6/2011	<13	U		<7.3	U		280			<9.4	U		<14	U		<5.4	U		<3.1	U		56000			<16	U		<4.4	U		<8.8	U	
		VMP-4-23.5-110911	11/9/2011	1800		J	<22	U		89			<28	U		<43	U		<16	U		<9.3	U		25000			<50	U		<52	U		<26	U	
		VMP-4-23.5-013012	1/30/2012	<85	U		<46	U		570		J	<60	U		<92	U		<35	U		<20	U		16000		J	<100	U		<28	U		<56	U	
		VMP-4-23.5-013012-DUP	1/30/2012	<59	U		<32	U		420		J	<42	U		<65	U		<24	U		<14	U		15000			<74	U		<19	U		<39	U	
		VMP-4-23.5-041912	4/19/2012	5.4	J		<10	U		44			<13	U		<20	U		<7.6	U		<4.3	U		1500			<23	U		2	J		<12	U	
		VMP-4-23.5-072312	7/23/2012	<8.9	U		<4.9	U		56			<6.3	U		<9.7	U		<3.6	U		<2.1	U		770			<11	U		<2.9	U		<5.9	U	
		VMP-4-23.5-101812	10/18/2012	<9.8	U		<5.3	U		1.6	J		<6.9	U		<11	U		<4	U		<2.3	U		150			<12	U		<3.2	U		<6.5	U	
		VMP-4-23.5-020713	2/7/2013	<3.1	U		<1.7	U		0.28	J		<2.2	U		<3.4	U		<1.3	U		<0.73	U		150			<3.9	U		<1	U		<2.1	U	
	39 ft	VMP-4-39-042111	4/21/2011	<400	U		<220	U		470			<280	U		<430	U		<160	U		<93	U		69000			<500	U		<130	U		<260	U	
		VMP-4-39-041912	4/19/2012	<9.5	U		<5.2	U		67			<6.7	U		<10	U		<3.9	U		<2.2	U		3900			<12	U		<3.1	U		<6.3	U	
		VMP-4-39-072312	7/23/2012	<14	U		<7.8	U		50		J	<10	U		<16	U		<5.9	U		<3.3	U		1800		J	<18	U		<4.7	U		<9.5	U	
		VMP-4-39-101812	10/18/2012	<180	U		<98	U		28	J		<130	U		<200	U		<74	U		<42	U		3900			<220	U		<59	U		<120	U	
		VMP-4-39-101812-Dup	10/18/2012	<160	U		<89	U		26	J		<120	U		<180	U		<67	U		<38	U		3900			<200	U		<54	U		<110	U	
		VMP-4-39-020713	2/7/2013	<26	U		<14	U		25			<18	U		<28	U		<10	U		<6	U		2500			<32	U		3.2	J		<17	U	

SEE LAST PAGE OF TABLE FOR NOTES

TABLE 5
CUMULATIVE SUMMARY OF SOIL VAPOR ANALYTICAL DETECTIONS AND SCREENING RESULTS: VILLAGE - VOCS

Location	Depth	Sample ID	Sample Date	Acetone			alpha-Chlorotoluene			Benzene			Bromodichloromethane			Bromoform			Bromomethane			1,3-Butadiene			Butane			2-Butanone			Carbon disulfide			Carbon tetrachloride		
				750000						0.37			450000			11			6.9									6400			780			0.21		
				Result (mg/m^3)	Lab Quals	URS Quals	Result (mg/m^3)	Lab Quals	URS Quals	Result (mg/m^3)	Lab Quals	URS Quals	Result (mg/m^3)	Lab Quals	URS Quals	Result (mg/m^3)	Lab Quals	URS Quals	Result (mg/m^3)	Lab Quals	URS Quals	Result (mg/m^3)	Lab Quals	URS Quals	Result (mg/m^3)	Lab Quals	URS Quals	Result (mg/m^3)	Lab Quals	URS Quals	Result (mg/m^3)	Lab Quals	URS Quals	Result (mg/m^3)	Lab Quals	URS Quals
VMP-5	5 ft	VMP-5-5-090910	9/9/2010	<25	U		<14	U		7.6	J		<18	U		<27	U		<10	U		<5.8	U					<7.8	U		<8.2	U		<17	U	
		VMP-5-5-112210	11/22/2010	<6.1	U		<3.3	U		8.6			<4.3	U		<6.7	U		<2.5	U		<1.4	U					<1.9	U		<2	U		<4	U	
		VMP-5-5-021611	2/16/2011	<0.039	U		<0.021	U		0.024		J	<0.028	U		<0.042	U		<0.016	U		<0.0091	U					<0.012	U		0.0081	J	J	<0.026	U	
		VMP-5-5-042111	4/21/2011	<0.12	U		<0.068	U		0.88			<0.088	U		<0.14	U		<0.051	U		<0.029	U		0.064	J		<0.16	U		<0.041	U		<0.083	U	
		VMP-5-5-080511	8/5/2011	0.084			<0.0065	U		0.015			<0.0084	U		<0.013	U		<0.0049	U		<0.0028	U		0.86			0.028			0.0037	J		<0.0079	U	
		VMP-5-5-111111	11/11/2011	0.15			<0.0048	U		0.03			<0.0062	U		<0.0096	U		<0.0036	U		<0.002	U		0.05			0.0024	J		0.0024	J		<0.0058	U	
		VMP-5-5-013012	1/30/2012	0.18			<0.048	U		9.1			<0.063	U		<0.097	U		<0.036	U		<0.021	U		2.4			0.076	J		0.12			<0.059	U	
		VMP-5-5-041112	4/11/2012	0.04			<0.0047	U		0.017			<0.0061	U		<0.0094	U		<0.036	U		<0.002	U		<0.0087	U		0.051			0.002	J	J	0.00094	J	
		VMP-5-5-071312	7/13/2012	0.24			<0.0052	U		0.0028	J		<0.0068	U		<0.01	U		<0.039	U	UJ	<0.0022	U		<0.0096	U		0.016			<0.013	J	U	<0.0064	U	
		VMP-5-5-101212	10/12/2012	0.047			<0.0065	U		0.0043			<0.0084	U		<0.013	U		<0.049	U		<0.0028	U		0.0047	J		0.0032	J		<0.016	U		<0.0079	U	
		VMP-5-5-012513	1/25/2013	0.012	J		<0.0068	U		0.014			<0.0088	U		<0.014	U		<0.051	U		<0.0029	U		<0.012	U		<0.016	U		<0.016	U		<0.0083	U	
	12.5 ft	VMP-5-12.5-090910	9/9/2010	7.6	J		<6.8	U		11			<8.8	U		<14	U		<5.1	U		<2.9	U					<3.9	U		<4.1	U		<8.3	U	
		VMP-5-12.5-112310	11/23/2010	<0.63	U		<0.34	U		0.54			<0.44	U		<0.68	U		<0.26	U		<0.15	U					<0.19	U		<0.2	U		<0.42	U	
		VMP-5-12.5-021611	2/16/2011	<1.9	U		<1	U		<0.63	U		<1.3	U		<2	U		<0.77	U		<0.44	U					<0.58	U		<0.62	U		<1.2	U	
		VMP-5-12.5-042111	4/21/2011	<0.13	U		<0.073	U		0.71			<0.094	U		<0.14	U		<0.055	U		<0.031	U		0.11	J		<0.17	U		<0.044	U		<0.089	U	
		VMP-5-12.5-080611	8/6/2011	<12	U		<6.4	U		4.6			<8.3	U		<13	U		<4.8	U		<2.7	U		7600			<15	U		<3.9	U		<7.8	U	
		VMP-5-12.5-111111	11/11/2011	0.0085			<0.0046	U		0.0064			<0.0059	U		<0.0091	U		<0.0034	J	U	<0.0019	U		0.0035	J		0.0022	J		0.0023	J		<0.0055	U	
		VMP-5-12.5-013012	1/30/2012	0.066			<0.015	U		2.4			<0.019	U		<0.03	U		<0.011	U		<0.0063	U		0.8			0.054			<0.036	J	U	<0.018	U	
		VMP-5-12.5-041112	4/11/2012	0.026			<0.0045	U		0.033			<0.0059	U		<0.009	U		<0.034	U		<0.0019	U		<0.0083	U		0.035			<0.011	U		<0.0055	U	
		VMP-5-12.5-071212	7/12/2012	0.048			<0.0053	U	UJ	0.0018	J		<0.0069	U		<0.011	U		<0.04	U		<0.0023	U		<0.0098	U		0.004	J		<0.013	U		<0.0065	U	
		VMP-5-12.5-101112	10/11/2012	0.02	J		<0.013	U		0.015			<0.016	U		<0.025	U		<0.095	U		<0.0054	U		<0.023	U		<0.029	U		<0.03	J	U	<0.015	U	
		VMP-5-12.5-012413	1/24/2013	0.024	J		<0.0067	U		0.0021	J		<0.0086	U		<0.013	U		<0.05	U		<0.0028	U		<0.012	U		<0.015	U		<0.016	U		<0.0081	U	
	31 ft	VMP-5-31-090910	9/9/2010	<52	U		<28	U		200			<37	U		<57	U		<21	U		<12	U					<16	U		<17	U		<35	U	
		VMP-5-31-112310	11/23/2010	<33	U		<18	U		180			<23	U		<36	U		<13	U		<7.6	U					<10	U		<11	U		<22	U	
		VMP-5-31-021611	2/16/2011	<13	U		<7.1	U		74			<9.2	U		<14	U		<5.4	U		<3	U					<4.1	U		<4.3	U		<8.7	U	
		VMP-5-31-042111	4/21/2011	<200	U		<110	U		66			<140	U		<210	U		<80	U		<46	U		34000			<240	U		<64	U		<130	U	
		VMP-5-31-080611	8/6/2011	<110	U		<60	U		64			<78	U		<120	U		<45	U		<26	U		38000			<140	U		6.4	J		<73	U	
		VMP-5-31-111111	11/11/2011	<56	U		<30	U		12	J		<39	U		<60	U		<23	U		<13	U		19000			<69	U		<73	U		<37	U	
		VMP-5-31-013012	1/30/2012	4.4	J		<15	U		10			<20	U		<31	U		<12	U		<6.6	U		6900			<35	U		<9.3	U		<19	U	
		VMP-5-31-041112	4/11/2012	0.03	J		<0.049	U		0.08			<0.064	U		<0.099	U		<0.037	U		<0.021	U		4.3			0.023	J		<0.03	U		<0.06	U	
		VMP-5-31-071212	7/12/2012	0.11			<0.0052	U	UJ	0.0044			<0.0067	U		<0.01	U		<0.039	U		<0.0022	U		0.26			0.014			0.0076	J		<0.0063	U	
		VMP-5-31-101112	10/11/2012	0.082			<0.0073	U		0.0078			<0.0094	U		<0.014	U		<0.055	U		<0.0031	U		0.075			0.0042	J		<0.018	J	U	<0.0089	U	
		VMP-5-31-012413	1/24/2013	0.049	J		<0.072	U		<0.045	U		<0.094	U		<0.14	U		<0.54	U		<0.031	U		0.14			<0.16	U		<0.17	U		<0.088	U	
	40 ft	VMP-5-40-042111	4/21/2011	<200	U		<110	U		64	J		<140	U		<220	U		<84	U		<48	U		27000			<250	U		<67	U		<140	U	
		VMP-5-40-013012	1/30/2012	6	J		<32	U		6.8	J		<42	U		<65	U		<24	U		<14	U		6400			<74	U		<19	U		<39	U	
		VMP-5-40-041212	4/12/2012	0.053	J		<0.048	U		0.15			<0.063	U		<0.097	U		<0.036	U		<0.021	U		21			0.055	J		0.021	J		<0.059	U	
		VMP-5-40-071212	7/12/2012	0.49			<0.052	U	UJ	<0.032	U		<0.067	U		<0.1	U		<0.39	U		<0.022	U		0.63			<0.12	U		<0.12	U		<0.063	U	
		VMP-5-40-101112	10/11/2012	0.028	J		<0.0077	U		0.011			<0.0099	U		<0.015	U		<0.057	U		<0.0033	U		0.27			<0.017	U		<0.018	J	U	<0.0093	U	
		VMP-5-40-012513	1/25/2013	0.35			<0.022	U		0.0037	J		<0.029	U		<0.044	U		<0.17	U		<0.0095	U		0.21		J	<0.051	U		<0.054	U		<0.027	U	
		VMP-5-40-012513-Dup	1/25/2013	0.36			<0.022	U		0.0037	J		<0.028	U		<0.043	U		<0.16	U		<0.0093	U		0.1		J	<0.05	U		<0.052	U		<0.026	U	
VMP-6	5 ft	VMP-6-5-090810	9/8/2010	<2.1	U		<1.1	U		1			<1.5	U		<2.3	U		<0.85	U		<0.49	U					<0.65	U		<0.68	U		<1.4	U	
		VMP-6-5-111610	11/16/2010	<13	U		<7.1	U		9			<9.2	U		<14	U		<5.4	U		<3	U					<4.1	U		<4.3	U		<8.7	U	
		VMP-6-5-020711	2/7/2011	0.014			<0.0062	U		0.0033	J		<0.008	U		<0.012	U		<0.0046	U		<0.0026	U					0.0015	J		<0.0037	U		<0.0075	U	
		VMP-6-5-040811	4/8/2011	0.055			<0.013	U		2.4			<0.017	U		<0.027	U		<0.01	U		<0.0057	U		0.083			<0.03	U		<0.0098	U		<0.016	U	
		VMP-6-5-080411	8/4/2011	<0.64	U		<0.35	U		0.74			<0.45	U		<0.69	U		<0.26	U		<0.15	U		160			<0.79	U		<0.21	U		<0.42	U	
		VMP-6-5-110911	11/9/2011	0.015		J	<0.0042	U		0.015			<0.0054	U		<0.0083	U		<0.0031	U		<0.0018	U		0.028			0.0027	J		<0.01	U		<0.0051	U	
		VMP-6-5-013112	1/31/2012	0.13			<0.049	U		0.096			<0.064	U		<0.098	U		<0.037	U		<0.021	U		6.2			0.035	J		0.073	J		<0.06	U	
		VMP-6-5-041212	4/12/2012	0.02	J		<0.0052	U		0.01			<0.0067	U		<0.01	U		<0.039	U		<0.0022	U		<0.0096	U		0.0029	J		<0.012	J	U	<0.0063	U	
		VMP-6-5-071612	7/16/2012	0.075			<0.0052	U		0.0097			<0.0067	U		<0.01	U		<0.039	U	UJ	<0.0022	U		<0.0096	U		0.008	J		<0.012	J	U	<0.0063	U	
		VMP-6-5-101012	10/10/2012	0.041			<0.0071	U		0.003	J		<0.0092	U		<0.014	U		<0.054	U		<0.003	U		<0.013	U		<0.016	U		<0.017	J	U	<0.0087	U	
		VMP-6-5-021213	2/12/2013	1.8			<0.0064	U		0.037			<0.0083	U		<0.013	U		<0.048	U		<0.0027	U		0.11			<0.014	U		<0.015	J	U	<0.0078	U	
	10 ft	VMP-6-10-090810	9/8/2010	<2.3	U		<1.2	U		2.9		J	<1.6	U		<2.5	U		<0.92	U		<0.53	U					<0.7	U		<0.74	U		<1.5	U	
		VMP-6-10-111710	11/17/2010	0.012	J		<0.0067	U		0.0053			0.0025	J		<0.013	U		<0.005	J	U	<0.0028	U					0.0022	J		<0.004	U		0.0011	J	
		VMP-6-10-020711	2/7/2011	0.0038	J		<0.0065	U		0.0084			<0.0084	U		<0.013	U		<0.0049	U		<0.0028	U					<0.0037	U		<0.0039	U		<0.0079	U	
		VMP-6-10-040811	4/8/2011	0.54			<0.16	U		2			<0.2	U		<0.31	U		<0.12	U		<0.067	U		<0.29	U		0.12	J		0.19	J		<0.19	U	
		VMP-6-10-080411	8/4/2011	<2	U		<1.1	U		1.7			<1.4	U		<2.2	U		<0.83	U		<0.47	U		400			<2.5	U		<0.67	U		<1.3	U	
		VMP-6-10-111011	11/10/2011	0.017		J	<0.0043	U		0.012			<0.0056	U		<0.0087	U		<0.0033	U		<0.0018	U		0.033			0.0026	J		<0.01	U		<0.0053	U	
		VMP-6-10-013112	1/31/2012	<1.4	U		<3.1	U		0.51		J	<1	U		<6.2	U		<0.58	U		<0.33	U		120		J	<1.8	U		<0.46	U		<0.94	U	
		VMP-6-10-041212	4/12/2012	0.039			<0.005	U		0.007			<0.0065	U		<0.01	U		<0.038	U		<0.0022	U		<0.0093	U		0.0057	J		<0.012	J	U	<0.0061	U	
		VMP-6-10-071612	7/16/2012	0.051			<0.0068	U		0.0081			<0.0088	J	U	<0.014	U		<0.051	U	UJ	<0.0029	U		<0.012	U		0.0096	J		<0.016	J	U	<0.0083	U	
		VMP-6-10-101112	10/11/2012	0.0085	J		<0.0075	U		0.0066			<0.0097	U		<0.015	U		<0.056	U		<0.0032	U		<0.014	U		<0.017	U		<0.018	J	U	<0.0091	U	
		VMP-6-10-020513	2/5/2013	0.009	J		<0.0071	U		0.046			<0.0092	U		<0.014	U		<0.054	U		<0.003	U		0.0036	J		<0.016	U		<0.017	J	U	<0.0087	U	
	31.5 ft	VMP-6-31.5-090810	9/8/2010	<15	U		<8.3	U		29			<11	U		<17	U		<6.2	U		<3.6	U					<4.7	U		<5	U		<10	U	
		VMP-6-31.5-111710	11/17/2010	<24	U		<13	U		30			<17	U		<26	U		<9.8	U		<5.6	U					<7.4	U		<7.8	U		<16	U	
		VMP-6-31.5-020711	2/7/2011	13	J		<12	U		30			<16	U		<25	U		<9.4	U		<5.4	U					<7.1	U		<7.5	U		<15	U	
		VMP-6-31.5-041111	4/11/2011	12	J		<9.7	U		18			<12	U		<19	U		<7.3	U		<4.1	U		1200			<22	U		3.8	J		<12	U	
		VMP-6-31.5-080411	8/4/2011	<13	U		<7.2	U		11			<9.3	U		<14	U		<5.4	U		<3.1	U		1100			<16	U		<4.3	U		<8.7	U	
		VMP-6-31.5-111011	11/10/2011	110		J	<11	U		8.8			<14	U		<22	U		<8.3	U		<4.7	U		1300			6.4	J		34			<13	U	
		VMP-6-31.5-013112	1/31/2012	<8.1	U		<18	U		8.1		J	<5.7	U		<35	U		<3.3	U		<1.9	U		700		J	<10	U		<2.7	U		<5.4	U	
		VMP-6-31.5-041212	4/12/2012	0.12	J		<0.59	U		<0.36	U		<0.77	U		<1.2	U		<0.44	U		<0.25	U		32			<1.4	U		<0.36	U		<0.72	U	
		VMP-6-31.5-071612	7/16/2012	0.098			<0.0094	U		0.016			<0.012	U		<0.019	U		<0.07	U	UJ	<0.004	U		0.05			0.012	J		0.017	J	J	<0.011	U	
		VMP-6-31.5-101112	10/11/2012	0.014	J		<0.0073	U		0.0049			<0.0094	U		<0.014	U		<0.055	U		<0.0031	U		0.018			<0.017	U		<0.018	J	U	<0.0089	U	
		VMP-6-31.5-020513	2/5/2013	0.0095	J		<0.0067	U		0.004	J		<0.0086	U		<0.013	U		<0.05	U		<0.0028	U		0.03			<0.015	U		<0.016	J	U	<0.0081	U	
	39 ft	VMP-6-39-041111	4/11/2011	12	J		<12	U		16			<15	U		<23	U		<8.7	U		<4.9	U		1200			3.6	J		3.4	J		<14	U	
		VMP-6-39-013112	1/31/2012	<8.1	U		<18	U		8.3		J	<5.7	U		<35	U		<3.3	U		<1.9	U		900		J	<10	U		<2.7	U		<5.4	U	
		VMP-6-39-041212	4/12/2012	<0.8	U		<0.43	U		1.7			<0.56	U		<0.87	U		<0.33	U		<0.18	U		53			<0.99	U		<0.26	U		<0.53	U	
		VMP-6-39-071612	7/16/2012	0.052	J		<0.02	U		0.02			<0.026	U		<0.041	U		<0.15	U	UJ	<0.0087	U		0.069			<0.046	U		0.011	J	J	<0.025	U	
		VMP-6-39-071612-Dup	7/16/2012	0.057	J		<0.021	U		0.016			<0.027	U		<0.041	U		<0.15	U	UJ	<0.0088	U		0.062			<0.047	U		0.012	J	J	<0.025	U	
		VMP-6-39-101112	10/11/2012	0.03	J		<0.014	U		0.0082	J		<0.018	U		<0.028	U		<0.1	U		<0.006	U		<0.026	U		<0.032	U		<0.034	J	U	<0.017	U	
		VMP-6-39-020513	2/5/2013	0.014	J		<0.0068	U		0.066			<0.0088	U		<0.014	U		<0.051	U		<0.0029	U		<0.012	U		<0.016	U		<0.016	J	U	<0.0083	U	

SEE LAST PAGE OF TABLE FOR NOTES

TABLE 5
CUMULATIVE SUMMARY OF SOIL VAPOR ANALYTICAL DETECTIONS AND SCREENING RESULTS: VILLAGE - VOCS

Location	Depth	Sample ID	Sample Date	Acetone			alpha-Chlorotoluene			Benzene			Bromodichloromethane			Bromoform			Bromomethane			1,3-Butadiene			Butane			2-Butanone			Carbon disulfide			Carbon tetrachloride		
				750000						0.37			450000			11			6.9									6400			780			0.21		
				Result (mg/m^3)	Lab Quals	URS Quals	Result (mg/m^3)	Lab Quals	URS Quals	Result (mg/m^3)	Lab Quals	URS Quals	Result (mg/m^3)	Lab Quals	URS Quals	Result (mg/m^3)	Lab Quals	URS Quals	Result (mg/m^3)	Lab Quals	URS Quals	Result (mg/m^3)	Lab Quals	URS Quals	Result (mg/m^3)	Lab Quals	URS Quals	Result (mg/m^3)	Lab Quals	URS Quals	Result (mg/m^3)	Lab Quals	URS Quals	Result (mg/m^3)	Lab Quals	URS Quals
VMP-7	5 ft	VMP-7-5-082610	8/26/2010	0.026			<0.0068	U		0.012			<0.0088	U		<0.014	U		<0.0051	U		<0.0029	U					0.006			0.0028	J		<0.0083	U	
		VMP-7-5-111910	11/19/2010	0.014			<0.0062	U		0.001	J		<0.008	U		<0.012	U		<0.0046	U		<0.0026	U					0.0022	J		<0.0037	U		<0.0075	U	
		VMP-7-5-020711	2/7/2011	0.027			<0.0067	U		0.041			<0.0086	U		<0.013	U		<0.005	U		<0.0028	U					<0.0038	U		<0.004	U		<0.0081	U	
		VMP-7-5-040711	4/7/2011	0.0076	J		<0.0094	U		1.6			<0.012	U		<0.019	U		<0.0071	U		<0.004	U		0.012	J		<0.021	U		<0.023	J	U	<0.011	U	
		VMP-7-5-080211	8/2/2011	<1.7	U		<0.93	U		1.3			<1.2	U		<1.9	U		<0.7	U		<0.4	U		110			<2.1	U		<0.56	U		<1.1	U	
		VMP-7-5-111011	11/10/2011	0.0078	J		<0.0044	U		0.005			<0.0057	U		<0.0088	U		<0.0033	U		<0.0019	U		<0.0081	U		0.0013	J		<0.011	U		<0.0054	U	
		VMP-7-5-111011-DUP	11/10/2011	0.01			<0.0042	U		0.0048			<0.0054	U		<0.0083	U		<0.0031	U		<0.0018	U		<0.0076	U		<0.0095	U		<0.01	U		<0.0051	U	
		VMP-7-5-013112	1/31/2012	0.026			<0.0045	U		0.0055			<0.0059	U		<0.009	U		<0.0034	U		<0.0019	U		<0.0083	U		0.045			<0.011	J	U	<0.0055	U	
		VMP-7-5-041212	4/12/2012	0.045			<0.0049	U		0.0089			<0.0064	U		<0.0098	U		<0.037	U		<0.0021	U		<0.009	U		0.046			0.011	J		<0.006	U	
		VMP-7-5-073112	7/31/2012	0.073			<0.013	U		0.12			<0.016	U		<0.025	U		<0.095	U		<0.0054	U		0.013	J		0.027	J		<0.03	U		<0.015	U	
		VMP-7-5-101012	10/10/2012	0.037			<0.0077	U		0.0024	J		<0.0099	U		<0.015	U		<0.057	U		<0.0033	U		<0.014	U		<0.017	U		0.0034	J		<0.0093	U	
	13.5 ft	VMP-7-13.5-082610	8/26/2010	<0.27	U		<0.15	U		0.15			<0.19	U		<0.3	U		<0.11	U		<0.064	U					<0.085	U		<0.09	U		<0.18	U	
		VMP-7-13.5-111910	11/19/2010	<1.9	U		<1	U		1.3		J	<1.4	U		<2.1	U		<0.78	U		<0.44	U					<0.59	U		<0.63	U		<1.3	U	
		VMP-7-13.5-020711	2/7/2011	0.011	J		<0.0064	U		0.027			<0.0083	U		<0.013	U		<0.0048	U		<0.0027	U					<0.0036	U		<0.0038	U		<0.0078	U	
		VMP-7-13.5-040711	4/7/2011	0.012	J		<0.011	U		1.7			<0.014	U		<0.022	U		<0.0084	U		<0.0048	U		0.016	J		<0.025	U		<0.027	J	U	<0.014	U	
		VMP-7-13.5-080311	8/3/2011	<2.3	U		<1.2	U		1.1			<1.6	U		<2.5	U		<0.94	U		<0.53	U		67			<2.8	U		<0.75	U		<1.5	U	
		VMP-7-13.5-111011	11/10/2011	0.053		J	<0.0041	U		0.0037			<0.0053	U		<0.0082	U		<0.0031	U		<0.0017	U		0.31			0.0018	J		<0.0098	U		<0.005	U	
		VMP-7-13.5-013112	1/31/2012	0.026	J	J	<0.23	U		0.048		J	<0.075	U		<0.46	U		<0.043	U		<0.025	U		1.5		J	0.024	J	J	<0.035	U		<0.07	U	
		VMP-7-13.5-013112-DUP	1/31/2012	0.059	J	J	<0.24	U		0.088		J	<0.077	U		<0.47	U		<0.044	U		<0.025	U		1.5		J	0.02	J	J	<0.036	U		<0.072	U	
		VMP-7-13.5-041212	4/12/2012	0.02	J		<0.0047	U		0.022			<0.0061	U		<0.0094	U		<0.036	U		<0.002	U		0.0062	J		0.016			<0.011	J	U	<0.0058	U	
		VMP-7-13.5-041212-DUP	4/12/2012	0.019	J		<0.005	U		0.019			<0.0065	U		<0.01	U		<0.037	U		<0.0021	U		<0.0092	U		0.016			<0.012	J	U	<0.0061	U	
		VMP-7-13.5-072012	7/20/2012	0.041			<0.0048	J	U	0.0087			<0.0063	U		<0.0097	U		<0.036	U		<0.0021	U		<0.0089	U		0.012			<0.012	U		<0.0059	U	
		VMP-7-13.5-101012	10/10/2012	0.065			<0.0071	U		0.0058			<0.0092	U		<0.014	U		<0.054	U		<0.003	U		<0.013	U		0.0066	J		0.0042	J		<0.0087	U	
		VMP-7-13.5-021313	2/13/2013	0.024	J		<0.0071	U		0.002	J		<0.0092	U		<0.014	U		<0.054	U		<0.003	U		<0.013	U		<0.016	U		<0.017	J	U	<0.0087	U	
	29.5 ft	VMP-7-29.5-083110	8/31/2010	<3.9	U		<2.1	U		86		J	<2.8	U		<4.2	U		<1.6	U		<0.91	U					<1.2	U		<1.3	U		<2.6	U	
		VMP-7-29.5-111910	11/19/2010	<5.9	U		<3.2	U		62		J	<4.2	U		<6.4	U		<2.4	U		<1.4	U					<1.8	U		<1.9	U		<3.9	U	
		VMP-7-29.5-020711	2/7/2011	<6.1	U		<3.3	U		60			<4.3	U		<6.7	U		<2.5	U		<1.4	U					<1.9	U		<2	U		<4	U	
		VMP-7-29.5-040711	4/7/2011	<1.5	U		<0.81	U		40		J	<1	U		<1.6	U		<0.61	U		<0.35	U		94		J	<1.8	U		<0.49	U		<0.98	U	
		VMP-7-29.5-080311	8/3/2011	<3.5	U		<1.9	U		40			<2.5	U		<3.8	U		<1.4	U		<0.82	U		200			<4.4	U		<1.2	U		<2.3	U	
		VMP-7-29.5-111111	11/11/2011	38			<3.8	U		16			<4.8	U		<7.5	U		<2.8	U		<1.6	U		110			4.9	J		8.5	J		<4.6	U	
		VMP-7-29.5-020112	2/1/2012	<1.4	U		<3	U		15		J	<0.98	U		<6	U		<0.57	U		<0.32	U		61		J	<1.7	U		<0.45	U		<0.92	U	
		VMP-7-29.5-041312	4/13/2012	0.033			<0.0047	U		0.0078			<0.0061	U		<0.0094	U		0.0013	J		<0.002	U		0.023			0.021			0.0077	J		<0.0058	U	
		VMP-7-29.5-072012	7/20/2012	0.036			<0.0048	U		0.031			<0.0063	U		<0.0097	U		<0.036	U		0.0013	J		0.0094			0.0061	J		0.0088	J		<0.0059	U	
		VMP-7-29.5-072012-Dup	7/20/2012	0.03			<0.0048	J	U	0.032			<0.0063	U		<0.0097	U		<0.036	U		<0.0021	U		0.0086	J		0.0067	J		0.012			<0.0059	U	
		VMP-7-29.5-101012	10/10/2012	0.064			<0.0075	U		0.0098			<0.0097	U		<0.015	U		<0.056	U		<0.0032	U		0.0052	J		0.0031	J		0.0093	J		<0.0091	U	
	38 ft	VMP-7-38-020711	2/7/2011	1.8	J		<4.5	U		57			<5.8	U		<8.9	U		<3.4	U		<1.9	U					<2.6	U		<2.7	U		<5.4	U	
		VMP-7-38-040711	4/7/2011	<2.1	U		<1.1	U		24		J	<1.5	U		<2.3	U		<0.85	U		<0.49	U		120		J	<2.6	U		<0.68	U		<1.4	U	
		VMP-7-38-020112	2/1/2012	<2	U		<4.3	U		15		J	<1.4	U		<8.7	U		<0.82	U		<0.46	U		63		J	<2.5	U		<0.65	U		<1.3	U	
		VMP-7-38-042512	4/25/2012	0.015	J		<0.0047	U		0.48			<0.0061	U		<0.0094	U		<0.036	U		<0.002	U		0.019			0.015			<0.011	J	U	<0.0058	U	
		VMP-7-38-042512-Dup	4/25/2012	0.056			<0.0047	U		0.54			<0.0061	U		<0.0094	U		<0.036	U		<0.002	U		0.026			0.023			<0.011	J	U	<0.0058	U	
		VMP-7-38-101112	10/11/2012	0.021	J		<0.007	U		0.012			<0.009	U		<0.014	U		<0.052	U		<0.003	U		<0.013	U		<0.016	U		<0.017	J	U	<0.0085	U	
VMP-8	5 ft	VMP-8-5-083010	8/30/2010	0.043			0.0018	J	J	0.021			<0.009	U		<0.014	U		0.008			<0.003	U					0.015			0.0032	J		<0.0085	U	
		VMP-8-5-111810	11/17/2010	0.012			<0.006	U		<0.0037	U		0.0012	J		<0.012	U		<0.0045	U		<0.0026	U					0.0017	J		0.0011	J		0.0014	J	
		VMP-8-5-021011	2/10/2011	0.0072	J		<0.0064	U		0.014			<0.0083	U		<0.013	U		<0.0048	U		<0.0027	U					<0.0036	U		0.0011	J		<0.0078	U	
		VMP-8-5-040711	4/7/2011	0.055			<0.0071	U		1.2			<0.0092	U		<0.014	U		<0.0054	U		<0.003	U		<0.013	U		0.0024	J		<0.017	J	U	<0.0087	U	
		VMP-8-5-072711	7/27/2011	0.037			<0.0077	U		0.11			<0.0099	U		<0.015	U		<0.0057	U		<0.0033	U		<0.014	U		0.042			0.0036	J		<0.0093	U	
		VMP-8-5-110311	11/3/2011	0.037			<0.0044	U		0.0072			<0.0057	U		<0.0088	U		<0.0033	U		<0.0019	U		0.0057	J		0.0027	J		0.0022	J		<0.0054	U	
		VMP-8-5-012312	1/23/2012	0.0082	J		<0.0055	U		0.023			<0.0071	U		<0.011	U		<0.0041	U		<0.0023	U		0.0072	J		0.0073	J		<0.013	J	U	<0.0067	U	
		VMP-8-5-041012	4/10/2012	0.014	J		0.00086	J		0.0025	J		<0.0064	U		<0.0099	U		<0.037	U		<0.0021	U		<0.0091	U		0.0029	J		<0.012	U		<0.006	U	
		VMP-8-5-071312	7/13/2012	0.052			<0.0042	U	UJ	0.00084	J		<0.0054	U		<0.0083	U		<0.031	U		<0.0018	U		<0.0076	U		0.0086	J		<0.01	U		<0.0051	U	
		VMP-8-5-073112	7/31/2012	0.078			<0.0053	U		0.064			<0.0069	U		<0.011	U		<0.04	U		<0.0023	U		<0.0098	U		0.047			0.0082	J		<0.0065	U	
		VMP-8-5-100412	10/4/2012	0.019	J		<0.0071	U		0.0031	J		<0.0092	U		<0.014	U		<0.054	U		<0.003	U		<0.013	U		<0.016	U		<0.017	U		<0.0087	U	
		VMP-8-5-100412-Dup	10/4/2012	0.027	J		<0.0068	U		0.0038	J		<0.0088	U		<0.014	U		<0.051	U		<0.0029	U		<0.012	U		<0.016	U		<0.016	U		<0.0083	U	
		VMP-8-5-012413	1/24/2013	0.06			<0.007	U		0.00077	J		<0.009	U		<0.014	U		<0.052	U		<0.003	U		<0.013	U		0.041			0.0044	J		<0.0085	U	
	9.5 ft	VMP-8-9.5	11/10/2009	<0.011	U		<0.005	U		<0.003	U		<0.007	U		<0.012	U		<0.004	U		<0.002	U					<0.003	U		<0.003	U		<0.007	U	
		VMP-8-9.5-083010	8/30/2010	0.04			<0.0063	U		0.015		J	<0.0081	U		<0.012	U		0.0068			<0.0027	U					0.0061			0.0012	J		<0.0076	U	
		VMP-8-9.5-083010-DUP	8/30/2010	0.041			<0.0064	U		0.012		J	<0.0083	U		<0.013	U		0.0079			<0.0027	U					0.0097			0.0012	J		<0.0078	U	
		VMP-8-9.5-111810	11/17/2010	0.0095	J		<0.0063	U		0.0025	J		0.0017	J		<0.012	U		<0.0047	U		<0.0027	U					0.0013	J		<0.0038	U		0.0014	J	
		VMP-8-9.5-021011	2/10/2011	0.015			<0.0065	U		<0.004	U		<0.0084	U		<0.013	U		<0.0049	U		<0.0028	U					<0.0037	U		<0.0039	U		<0.0079	U	
		VMP-8-9.5-040711	4/7/2011	0.0089	J		<0.0071	U		0.93			<0.0092	U		<0.014	U		<0.0054	U		<0.003	U		<0.013	U		0.0023	J		0.0015	J		<0.0087	U	
		VMP-8-9.5-072711	7/27/2011	0.035			<0.0055	U		0.19			<0.0071	U		<0.011	U		<0.0041	U		<0.0024	U		0.012			0.038			0.0032	J		<0.0067	U	
		VMP-8-9.5-110311	11/3/2011	0.021			<0.0043	U		0.0053			<0.0056	U		<0.0087	U		<0.0033	U		<0.0018	U		0.0058	J		0.002	J		0.003	J		<0.0053	U	
		VMP-8-9.5-012312	1/23/2012	0.026			<0.0052	U		0.0026	J		<0.0068	U		<0.01	U		<0.0039	U		<0.0022	U		<0.0096	U		0.0023	J		<0.013	J	U	<0.0064	U	
		VMP-8-9.5-041012	4/10/2012	0.012	J		<0.0049	U		0.0046			0.00078	J		<0.0099	U		<0.037	U		<0.0021	U		<0.0091	U		<0.011	U		0.0019	J	J	<0.006	U	
		VMP-8-9.5-071312	7/13/2012	0.011	J		<0.0048	U	UJ	<0.003	U		<0.0063	U		<0.0097	U		<0.036	U		<0.0021	U		<0.0089	U		<0.011	U		<0.012	U		<0.0059	U	
		VMP-8-9.5-071312-Dup	7/13/2012	0.0094	J		<0.0046	U	UJ	<0.0028	U		<0.006	U		<0.0092	U		<0.035	U		<0.002	U		<0.0085	U		<0.01	U		<0.011	U		<0.0056	U	
		VMP-8-9.5-100412	10/4/2012	0.035	J		<0.0078	U		0.021			<0.01	U		<0.016	U		<0.059	U		<0.0034	U		<0.014	U		<0.018	U		<0.019	U		<0.0095	U	
		VMP-8-9.5-012413	1/24/2013	0.0078	J		<0.0065	U		0.0011	J		<0.0084	U		<0.013	U		<0.049	U		<0.0028	U		<0.012	U		<0.015	U		<0.016	U		<0.0079	U	
		VMP-8-9.5-012413-Dup	1/24/2013	0.0022	J		<0.007	U		<0.0043	U		<0.009	U		<0.014	U		<0.052	U		<0.003	U		<0.013	U		<0.016	U		<0.017	U		<0.0085	U	
	23.5 ft	VMP-8-23.5-083010	8/30/2010	0.02			<0.0068	U		0.013			<0.0088	U		<0.014	U		<0.0051	U		<0.0029	U					0.0044			0.0015	J		0.0009	J	
		VMP-8-23.5-111910	11/19/2010	0.033			<0.0065	U		0.0029	J		<0.0084	U		<0.013	U		<0.0049	U		<0.0028	U					0.0068			<0.0039	U		<0.0079	U	
		VMP-8-23.5-021011	2/10/2011	<0.013	U		<0.007	U		0.0079			<0.009	U		<0.014	U		<0.0052	U		<0.003	U					<0.004	U		<0.0042	U		<0.0085	U	
		VMP-8-23.5-040711	4/7/2011	0.01	J		<0.0065	U		1.2		J	<0.0084	U		<0.013	U		<0.0049	U		<0.0028	U		<0.012	U		<0.015	U		0.0024	J		<0.0079	U	
		VMP-8-23.5-040711-DUP	4/7/2011	0.0093	J		<0.01	U		0.73		J	<0.013	U		<0.021	U		<0.0078	U		<0.0044	U		<0.019	U		<0.024	U		0.0025	J		<0.012	U	
		VMP-8-23.5-081011	8/10/2011	0.043			<0.0068	J	U	0.18			<0.0088	U		<0.014	U		<0.0051	U		<0.0029	U		0.02			0.012	J		<0.016	J	U	<0.0083	U	
		VMP-8-23.5-110611	11/6/2011	0.019			<0.0049	U		0.0031			<0.0064	U		<0.0099	J	U	<0.0037	U		<0.0021	U		<0.0091	U		0.0053	J		<0.012	J	U	<0.006	U	
		VMP-8-23.5-012312	1/23/2012	0.0068	J		<0.0055	U		0.0068			<0.0071	U		<0.011	U		<0.0041	U		<0.0023	U		<0.01	U		0.0039	J		<0.013	J	U	<0.0067	U	
		VMP-8-23.5-041012	4/10/2012	0.032			0.00082	J		0.0056			<0.0063	U		<0.0097	U		<0.036	U		<0.0021	U		<0.0089	U		<0.011	U		<0.012	U		<0.0059	U	
		VMP-8-23.5-071312	7/13/2012	0.025			<0.0053	U	UJ	0.0028	J		<0.0069	U		<0.011	U		<0.04	U		<0.0023	U		<0.0098	U		<0.012	U		<0.013	U		<0.0065	U	
		VMP-8-23.5-100412	10/4/2012	0.036			<0.0075	U		0.018			<0.0097	U		<0.015	U		<0.056	U		<0.0032	U		<0.014	U		<0.017	U		<0.018	U		<0.0091	U	
		VMP-8-23.5-012413	1/24/2013	0.0064	J		<0.0075	U		0.01			<0.0097	U		<0.015	U		<0.056	U		<0.0032	U		<0.014	U		<0.017	U		<0.018	J	U	<0.0091	U	

SEE LAST PAGE OF TABLE FOR NOTES

TABLE 5
CUMULATIVE SUMMARY OF SOIL VAPOR ANALYTICAL DETECTIONS AND SCREENING RESULTS: VILLAGE - VOCS

Location	Depth	Sample ID	Sample Date	Acetone			alpha-Chlorotoluene			Benzene			Bromodichloromethane			Bromoform			Bromomethane			1,3-Butadiene			Butane			2-Butanone			Carbon disulfide			Carbon tetrachloride		
				750000						0.37			450000			11			6.9									6400			780			0.21		
				Result (mg/m^3)	Lab Quals	URS Quals	Result (mg/m^3)	Lab Quals	URS Quals	Result (mg/m^3)	Lab Quals	URS Quals	Result (mg/m^3)	Lab Quals	URS Quals	Result (mg/m^3)	Lab Quals	URS Quals	Result (mg/m^3)	Lab Quals	URS Quals	Result (mg/m^3)	Lab Quals	URS Quals	Result (mg/m^3)	Lab Quals	URS Quals	Result (mg/m^3)	Lab Quals	URS Quals	Result (mg/m^3)	Lab Quals	URS Quals	Result (mg/m^3)	Lab Quals	URS Quals
VMP-9	5 ft	VMP-9-5-082610	8/26/2010	0.029			<0.0059	U		0.0088			<0.0076	U		<0.012	U		<0.0044	U		<0.0025	U					0.0053			0.0019	J		<0.0072	U	
		VMP-9-5-111910	11/19/2010	0.014			<0.0062	U		<0.0038	U		<0.008	U		<0.012	U		<0.0046	U		<0.0026	U					<0.0035	U		<0.0037	U		<0.0075	U	
		VMP-9-5-020811	2/8/2011	0.013			<0.0057	U		<0.0035	U		<0.0074	U		<0.011	U		<0.0043	U		<0.0024	U					0.0015	J		<0.0034	U		<0.0069	U	
		VMP-9-5-040611	4/6/2011	0.026	J		<0.016	U		0.11			<0.02	U		<0.031	U		<0.012	U		<0.0067	U		<0.029	U		0.0029	J		<0.038	J	U	<0.019	U	
		VMP-9-5-080211	8/2/2011	<0.56	U		<0.3	U		<0.19	U		<0.4	U		<0.61	U		<0.23	U		<0.13	U		0.23	J		<0.7	U		<0.73	U		<0.37	U	
		VMP-9-5-110411	11/4/2011	0.014			<0.0045	J	U	0.0021	J		<0.0059	U		<0.009	U		<0.0034	U		<0.0019	U		0.0059	J		0.0048	J		<0.011	J	U	<0.0055	U	
		VMP-9-5-012612	1/26/2012	0.012			<0.0038	U		0.011			<0.005	U		<0.0077	U		<0.0029	U		<0.0016	U		0.11			0.0086	J		0.001	J		<0.0047	U	
		VMP-9-5-041112	4/11/2012	0.011	J		<0.0046	U		0.0075			<0.006	U		<0.0092	U		<0.035	U		<0.002	U		<0.0085	U		0.0014	J		<0.011	U		<0.0056	U	
		VMP-9-5-071312	7/13/2012	0.074			<0.0049	U	UJ	0.067			<0.0064	U		<0.0099	U		<0.037	U		<0.0021	U		0.0055	J		0.024			<0.012	U		<0.006	U	
		VMP-9-5-101012	10/10/2012	0.026	J		<0.0075	U		0.0037	J		<0.0097	U		<0.015	U		<0.056	U		<0.0032	U		<0.014	U		<0.017	U		<0.018	J	U	<0.0091	U	
		[4]VMP-9-5-012513	1/25/2013	0.0061	J	J	<0.0073	U	UJ	0.0046		J	<0.0094	U	UJ	<0.014	U	UJ	<0.055	U	UJ	<0.0031	U	UJ	<0.013	U	UJ	<0.017	U	UJ	<0.018	J	UJ	<0.0089	U	UJ
		VMP-9-5-021513	2/15/2013	0.0078	J		<0.0071	U		0.012			<0.0092	U		<0.014	U		<0.054	U		<0.003	U		0.0098	J		<0.016	U		<0.017	U		<0.0087	U	
	11.5 ft	VMP-9-11.5-082610	8/26/2010	<0.24	U		<0.13	U		0.16			<0.17	U		<0.26	U		<0.1	U		<0.057	U					<0.076	U		<0.08	U		<0.16	U	
		VMP-9-11.5-111910	11/19/2010	<0.71	U		<0.38	U		0.11	J		<0.5	U		<0.77	U		<0.29	U		<0.16	U					<0.22	U		<0.23	U		<0.47	U	
		VMP-9-11.5-020911	2/9/2011	0.0074	J		<0.007	U		<0.0043	U		<0.009	U		<0.014	U		<0.0052	U		<0.003	U					<0.004	U		<0.0042	U		<0.0085	U	
		VMP-9-11.5-020911-DUP	2/9/2011	0.0088	J		<0.0054	U		<0.0033	U		<0.007	U		<0.011	U		<0.004	U		<0.0023	U					<0.0031	U		<0.0032	U		<0.0066	U	
		VMP-9-11.5-040611	4/6/2011	0.026	J		<0.02	U		0.025			<0.026	U		<0.041	U		<0.015	U		<0.0087	U		0.009	J		0.0044	J		<0.049	J	U	<0.025	U	
		VMP-9-11.5-080211	8/2/2011	<0.84	U		<0.46	U		0.48			<0.59	U		<0.91	U		<0.34	U		<0.19	U		4.8			<1	U		<0.27	U		<0.55	U	
		VMP-9-11.5-110411	11/4/2011	0.017			<0.0045	U		0.013			<0.0059	U		<0.009	U		<0.0034	U		<0.0019	U		0.061			0.0087	J		<0.011	J	U	<0.0055	U	
		VMP-9-11.5-012612	1/26/2012	0.024			<0.004	U		0.0024	J		<0.0052	U		<0.008	U		<0.003	U		<0.0017	U		0.026			0.015			<0.0096	J	U	<0.0049	U	
		VMP-9-11.5-041112	4/11/2012	0.012	J		<0.0047	U		0.0074			0.0012	J		<0.0094	U		<0.036	U		<0.002	U		<0.0087	U		0.0026	J		<0.011	U		<0.0058	U	
		VMP-9-11.5-071312	7/13/2012	0.089			<0.0053	U	UJ	0.017			<0.0069	U		<0.011	U		<0.04	U		<0.0023	U		<0.0098	U		0.023			<0.013	U		<0.0065	U	
		VMP-9-11.5-101012	10/10/2012	0.051			<0.0071	U		0.0066			<0.0092	U		<0.014	U		<0.054	U		<0.003	U		<0.013	U		<0.016	U		<0.017	J	U	<0.0087	U	
		VMP-9-11.5-012513	1/25/2013	0.012	J		<0.006	U		0.002	J		<0.0078	U		<0.012	U		<0.045	U		<0.0026	U		0.025		J	<0.014	U		<0.014	J	U	<0.0073	U	
		VMP-9-11.5-012513-DUP	1/25/2013	0.006	J		<0.0065	U		0.0015	J		<0.0084	U		<0.013	U		<0.049	U		<0.0028	U		0.052		J	<0.015	U		<0.016	J	U	<0.0079	U	
	25.5 ft	VMP-9-25.5-082610	8/26/2010	<1.9	U		<1	U		3.2			<1.4	U		<2.1	U		<0.78	U		<0.44	U					<0.59	U		<0.63	U		<1.3	U	
		VMP-9-25.5-082610-DUP	8/26/2010	<2	U		<1.1	U		3.3			<1.4	U		<2.2	U		<0.84	U		<0.48	U					<0.64	U		<0.67	U		<1.4	U	
		VMP-9-25.5-111910	11/19/2010	<2.2	U		<1.2	U		1.9			<1.5	U		<2.4	U		<0.89	U		<0.51	U					<0.68	U		<0.72	U		<1.4	U	
		VMP-9-25.5-020911	2/9/2011	<1.2	U		<0.65	U		0.079	J		<0.84	U		<1.3	U		<0.49	U		<0.28	U					<0.37	U		<0.39	U		<0.79	U	
		VMP-9-25.5-040811	4/8/2011	0.69			<0.33	U		0.82			<0.43	U		<0.66	U		<0.25	U		<0.14	U		2.4			<0.75	U		0.42	J		<0.4	U	
		VMP-9-25.5-080211	8/2/2011	<1.3	U		<0.73	U		0.68		J	<0.94	U		<1.4	U		<0.55	U		<0.31	U		35		J	<1.7	U		<0.44	U		<0.89	U	
		VMP-9-25.5-110711	11/7/2011	1.4			<0.64	U		0.19	J		<0.83	U		0.18	J		<0.48	U		<0.28	U		4.4			1	J		1.1	J		<0.78	U	
		VMP-9-25.5-110711-DUP	11/7/2011	1.6			<0.56	U		0.19	J		<0.72	U		0.13	J		<0.42	U		<0.24	U		6.1			1.3			1.3	J		<0.68	U	
		VMP-9-25.5-012612	1/26/2012	<0.3	U		<0.67	U		0.24		J	<0.22	U		<1.3	U		<0.12	U		<0.071	U		10		J	<0.38	U		<0.1	U		<0.2	U	
		VMP-9-25.5-041112	4/11/2012	0.011	J		0.00074	J		0.0038			0.0022	J		<0.0094	U		<0.036	U		<0.002	U		<0.0087	U		0.0022	J		0.002	J	J	<0.0058	U	
		VMP-9-25.5-071312	7/13/2012	0.1			<0.0051	U		0.062			<0.0066	U		<0.01	U		<0.038	U	UJ	<0.0022	U		<0.0094	U		0.032			<0.012	J	U	<0.0062	U	
		VMP-9-25.5-071312-Dup	7/13/2012	0.1			<0.0049	U		0.061			<0.0064	U		<0.0099	U		<0.037	U	UJ	<0.0021	U		<0.0091	U		0.032			<0.012	J	U	<0.006	U	
		VMP-9-25.5-101012	10/10/2012	0.019	J		<0.0068	U		0.005			<0.0088	U		<0.014	U		<0.051	U		<0.0029	U		<0.012	U		<0.016	U		<0.016	J	U	<0.0083	U	
		VMP-9-25.5-013013	1/30/2013	0.02	J		<0.0073	U		0.0018	J		<0.0094	U		<0.014	U		<0.055	U		<0.0031	U		<0.013	U		<0.017	U		0.0028	J		<0.0089	U	
	38.5 ft	VMP-9-38.5-020911	2/9/2011	<2	U		<1.1	U		0.89			<1.4	U		<2.2	U		<0.81	U		<0.46	U					<0.62	U		<0.65	U		<1.3	U	
		VMP-9-38.5-040811	4/8/2011	2.4	J		<1.4	U		4			<1.9	U		<2.9	U		<1.1	U		<0.62	U		39			<3.3	U		1.8	J		<1.7	U	
		VMP-9-38.5-012612	1/26/2012	<0.4	U		<0.87	U		1.1		J	<0.28	U		<1.7	U		<0.16	U		<0.093	U		12		J	<0.5	U		<0.13	U		<0.26	U	
		VMP-9-38.5-041112	4/11/2012	0.019	J		<0.0042	U		0.01			0.0012	J		<0.0083	U		<0.031	U		<0.0018	U		<0.0076	U		0.0026	J		0.0038	J	J	<0.0051	U	
		VMP-9-38.5-071312	7/13/2012	0.11			<0.0055	U		0.21			<0.0071	U		<0.011	U		<0.041	J	UJ	<0.0023	U		0.0066	J		0.041			<0.013	J	U	<0.0067	U	
		VMP-9-38.5-101012	10/10/2012	0.019	J		<0.02	U		1.2			<0.026	U		<0.041	U		<0.15	U		<0.0087	U		0.23			<0.046	U		<0.049	J	U	<0.025	U	
		VMP-9-38.5-013013	1/30/2013	0.015	J		<0.0073	U		0.0018	J		<0.0094	U		<0.014	U		<0.055	U		<0.0031	U		0.0068	J		<0.017	U		<0.018	J	U	<0.0089	U	
VMP-18	8.5 ft	VMP-18-8.5	6/18/2010	0.042			<0.007	U		0.0048			<0.009	U		<0.015	U		<0.005	U		<0.003	U					0.0044			<0.004	J	U	<0.009	U	
		VMP-18-8.5-090710	9/7/2010	0.013			<0.0067	J	U	0.093			0.0027	J		<0.013	U		<0.005	J	U	<0.0028	U					0.0032	J		0.0069			0.0012	J	
		VMP-18-8.5-111910	11/19/2010	0.0077	J		<0.0056	U		<0.0034	U		<0.0072	U		<0.011	U		<0.0042	U		<0.0024	U					0.0013	J		<0.0034	U		<0.0068	U	
		VMP-18-8.5-020711	2/7/2011	0.18		J	<0.0062	U		0.0024	J		<0.008	U		<0.012	U		<0.0046	U		<0.0026	U					0.0049			<0.0037	J	U	<0.0075	U	
		VMP-18-8.5-020711-DUP	2/7/2011	0.012		J	<0.0059	U		0.0013	J		<0.0077	U		<0.012	U		<0.0044	U		<0.0025	U					0.0016	J		<0.0036	U		<0.0072	U	
		VMP-18-8.5-040711	4/7/2011	0.015			<0.0066	J	U	0.084			<0.0086	U		<0.013	U		<0.005	U		<0.0028	U		0.0069	J		0.0023	J		<0.016	J	U	<0.0081	U	
		VMP-18-8.5-072811	7/28/2011	0.075			<0.0071	U		0.096			<0.0092	U		<0.014	U		<0.0054	U		<0.003	U		<0.013	U		0.025			<0.017	U		<0.0087	U	
		VMP-18-8.5-110711	11/7/2011	0.015			<0.0046	U		0.00097	J		<0.006	U		<0.0092	U		<0.0035	U		<0.002	U		<0.0085	U		0.0065	J		<0.011	U		<0.0056	U	
		VMP-18-8.5-012312	1/23/2012	0.0081	J		<0.005	U		0.0012	J		<0.0065	U		<0.01	U		<0.0038	U		<0.0021	U		<0.0092	U		0.007	J		<0.012	J	U	<0.0061	U	
		VMP-18-8.5-041012	4/10/2012	0.056			<0.0052	U		0.039			<0.0067	U		<0.01	U		<0.039	U		<0.0022	U		0.0047	J		0.071			<0.012	U		<0.0063	U	
		VMP-18-8.5-071212	7/12/2012	0.079			<0.0051	U	UJ	0.12			<0.0066	U		<0.01	U		<0.038	U		<0.0022	U		0.0046	J		0.032			<0.012	U		<0.0062	U	
		VMP-18-8.5-100912	10/9/2012	0.1			<0.0068	U		0.0064			<0.0088	U		<0.014	U		<0.051	U		<0.0029	U		<0.012	U		0.013	J		<0.016	U		<0.0083	U	
		VMP-18-8.5-012313	1/23/2013	0.0051	J		<0.0075	U		0.025			<0.0097	U		<0.015	U		<0.056	U		<0.0032	U		<0.014	U		<0.017	U		<0.018	U		<0.0091	U	
VMP-19	5 ft	VMP-19-5	6/18/2010	0.042			<0.007	U		0.02			<0.009	U		<0.014	U		<0.005	U		<0.003	U					0.0054			<0.004	J	U	<0.008	U	
		VMP-19-5-090110	9/1/2010	0.044			<0.0067	U		0.019			<0.0086	U		<0.013	U		<0.005	U		<0.0028	U					0.013			<0.004	J	U	<0.0081	U	
		VMP-19-5-111510	11/15/2010	0.02			<0.0071	U		0.0092			<0.0092	U		<0.014	U		<0.0054	J	U	<0.003	U					0.0013	J		0.0013	J		<0.0087	U	
		VMP-19-5-020411	2/4/2011	0.0091	J		<0.0063	J	U	0.015			<0.0081	U		<0.012	U		<0.0047	U		<0.0027	U					<0.0036	U		<0.0038	J	U	<0.0076	U	
		VMP-19-5-040711	4/7/2011	0.01	J		<0.007	U		0.76			<0.009	U		<0.014	U		<0.0052	U		<0.003	U		0.0052	J		0.0017	J		0.0013	J		<0.0085	U	
		VMP-19-5-080911	8/9/2011	0.07		J	<0.0077	J	U	0.48			<0.0099	U		<0.015	J	U	<0.0057	U		<0.0033	U		0.068		J	0.017	J		<0.018	J	U	<0.0093	U	
		VMP-19-5-080911-DUP	8/9/2011	0.054		J	<0.0073	J	U	0.41			<0.0094	U		<0.014	U		<0.0055	U		<0.0031	U		0.043		J	0.018			<0.018	J	U	<0.0089	U	
		VMP-19-5-110811	11/8/2011	0.018			<0.0051	U		0.0066			<0.0066	U		<0.01	U		<0.0038	U		<0.0022	U		0.015			0.0036	J		<0.012	U		<0.0062	U	
		VMP-19-5-012612	1/26/2012	0.0089			<0.0044	U		0.001	J		<0.0057	U		<0.0088	U		<0.0033	U		<0.0019	U		0.0061	J		0.0012	J		<0.011	U		<0.0054	U	
		VMP-19-5-041012	4/10/2012	0.031			<0.0051	U		0.028			<0.0066	U		<0.01	U		<0.038	U		<0.0022	U		0.0037	J		0.06			<0.012	U		<0.0062	U	
		VMP-19-5-071112	7/11/2012	0.085			<0.0058	U	UJ	0.082			<0.0075	U		<0.012	U		<0.043	U		<0.0025	U		<0.011	U		0.03			<0.014	U		<0.007	U	
		VMP-19-5-100912	10/9/2012	0.032	J		<0.0077	U		0.0033	J		<0.0099	U		<0.015	U		<0.057	U		<0.0033	U		<0.014	U		<0.017	U		0.0028	J		<0.0093	U	
		VMP-19-5-013113	1/31/2013	0.023	J		<0.0067	U		1.5			<0.0086	U		<0.013	U		<0.05	U		<0.0028	U		0.057			<0.015	U		<0.016	J	U	<0.0081	U	

TABLE 5
CUMULATIVE SUMMARY OF SOIL VAPOR ANALYTICAL DETECTIONS AND SCREENING RESULTS: VILLAGE - VOCS

Location	Depth	Sample ID	Sample Date	Acetone			alpha-Chlorotoluene			Benzene			Bromodichloromethane			Bromoform			Bromomethane			1,3-Butadiene			Butane			2-Butanone			Carbon disulfide			Carbon tetrachloride		
				750000						0.37			450000			11			6.9									6400			780			0.21		
				Result (mg/m^3)	Lab Quals	URS Quals	Result (mg/m^3)	Lab Quals	URS Quals	Result (mg/m^3)	Lab Quals	URS Quals	Result (mg/m^3)	Lab Quals	URS Quals	Result (mg/m^3)	Lab Quals	URS Quals	Result (mg/m^3)	Lab Quals	URS Quals	Result (mg/m^3)	Lab Quals	URS Quals	Result (mg/m^3)	Lab Quals	URS Quals	Result (mg/m^3)	Lab Quals	URS Quals	Result (mg/m^3)	Lab Quals	URS Quals	Result (mg/m^3)	Lab Quals	URS Quals
VMP-20	5 ft	VMP-20-5-031411	3/14/2011	0.032			<0.0063	U		0.27			<0.0081	U		<0.012	U		<0.0047	U		<0.0027	U					0.0026	J		0.1			<0.0076	U	
		VMP-20-5-041511	4/15/2011	0.019	J		<0.069	U		0.037	J		<0.089	U		<0.14	U		<0.052	U		<0.029	U		17			<0.16	U		0.024	J		<0.084	U	
		VMP-20-5-072511	7/25/2011	0.036			<0.0073	U	UJ	0.038			<0.0094	U		<0.014	U		<0.0055	U		<0.0031	U		<0.013	U		0.016			0.011	J		<0.0089	U	
		VMP-20-5-110111	11/1/2011	0.017			<0.0042	U		0.015			<0.0054	U		<0.0083	U		<0.0031	U		<0.0018	U		0.004	J		0.0037	J		<0.01	J	U	<0.0051	U	
		VMP-20-5-012312	1/23/2012	0.012	J		<0.02	U		0.19			<0.026	U		<0.04	U		<0.015	U		<0.0086	U		0.14			0.0054	J		0.0058	J		<0.024	U	
		VMP-20-5-041012	4/10/2012	0.07			<0.0045	U		0.0043			<0.0059	U		<0.009	U		<0.034	U		<0.0019	U		0.0037	J		0.031			<0.011	U		<0.0055	U	
		VMP-20-5-071112	7/11/2012	0.031			<0.006	U	UJ	<0.0037	U		<0.0078	U		<0.012	U		<0.045	U		<0.0026	U		<0.011	U		0.0039	J		0.012	J		<0.0073	U	
		VMP-20-5-073112	7/31/2012	0.15			<0.0051	U		0.048			<0.0066	U		<0.01	U		<0.038	U		<0.0022	U		<0.0093	U		0.023			<0.012	U		<0.0062	U	
		VMP-20-5-100412	10/4/2012	0.021	J		<0.0075	U		0.0082			<0.0097	U		<0.015	U		<0.056	U		<0.0032	U		<0.014	U		<0.017	U		0.0047	J	J	<0.0091	U	
		VMP-20-5-020713	2/7/2013	0.024	J		<0.0064	U		0.035			<0.0083	U		<0.013	U		<0.048	U		<0.0027	U		0.51			0.0028	J		<0.015	J	U	<0.0078	U	
	10 ft	VMP-20-10-031411	3/14/2011	0.021			<0.0063	U		0.21			0.0023	J		<0.012	U		<0.0047	U		<0.0027	U					0.0035	J		0.0041	J		<0.0076	U	
		VMP-20-10-041511	4/15/2011	0.015	J		<0.063	U		0.046			<0.081	U		<0.12	U		<0.047	U		<0.027	U		1.1			<0.14	U		<0.038	U		<0.076	U	
		VMP-20-10-072511	7/25/2011	0.022			<0.0067	U	UJ	0.015			0.0015	J		<0.013	U		<0.005	U		<0.0028	U		<0.012	U		0.018			<0.016	J	U	<0.0081	U	
		VMP-20-10-110111	11/1/2011	0.023			<0.0044	U		0.0018	J		<0.0057	U		<0.0088	U		<0.0033	U		<0.0019	U		<0.0081	U		0.0019	J		<0.011	J	U	<0.0054	U	
		VMP-20-10-012312	1/23/2012	0.0099			<0.0046	U		0.045			<0.006	U		<0.0092	U		<0.0035	U		<0.002	U		<0.0085	U		0.0029	J		<0.011	J	U	<0.0056	U	
		VMP-20-10-041012	4/10/2012	0.086			<0.0044	U		0.0043			<0.0057	U		<0.0088	U		<0.033	U		<0.0019	U		0.0033	J		0.06			0.0015	J	J	<0.0054	U	
		VMP-20-10-071112	7/11/2012	0.035			<0.0051	U	UJ	0.0033			<0.0066	U		<0.01	U		<0.038	U		<0.0022	U		<0.0093	U		0.0077	J		0.0045	J		<0.0062	U	
		VMP-20-10-100412	10/4/2012	0.017	J		<0.007	U		0.005			<0.009	U		<0.014	U		<0.052	U		<0.003	U		<0.013	U		<0.016	U		<0.017	U		<0.0085	U	
		VMP-20-10-012213	1/22/2013	0.012	J		<0.0064	U		0.0018	J		<0.0083	U		<0.013	U		<0.048	U		<0.0027	U		<0.012	U		<0.014	U		<0.015	J	U	<0.0078	U	
	25 ft	VMP-20-25-031411	3/14/2011	0.01	J		<0.0062	U		0.35			<0.008	U		<0.012	U		<0.0046	U		<0.0026	U					0.0011	J		<0.015	J	U	<0.0075	U	
		VMP-20-25-041511	4/15/2011	<0.13	U		<0.071	U		<0.044	U		<0.092	U		<0.14	U		<0.054	U		<0.03	U		0.58			<0.16	U		<0.043	U		<0.087	U	
		VMP-20-25-072611	7/26/2011	<0.87	U		<0.48	U	UJ	0.18	J		<0.62	U		<0.95	U		<0.36	U		<0.2	U		<0.87	U		<1.1	U		<0.29	U		<0.58	U	
		VMP-20-25-110511	11/5/2011	0.042			<0.0043	U		0.004			<0.0056	U		<0.0087	J	U	<0.0033	U		<0.0018	U		<0.008	U		0.0085	J		<0.01	J	U	<0.0053	U	
		VMP-20-25-012312	1/23/2012	0.0091			<0.0048	U		0.0042			<0.0063	U		<0.0097	U		<0.0036	U		<0.0021	U		<0.0089	U		0.0042	J		<0.012	J	U	<0.0059	U	
		VMP-20-25-041012	4/10/2012	0.055			<0.0045	U		0.004			<0.0059	U		<0.009	U		<0.034	U		<0.0019	U		0.0074	J		0.039			<0.011	U		<0.0055	U	
		VMP-20-25-041012-Dup	4/10/2012	0.054			<0.0046	U		0.0041			<0.006	U		<0.0092	U		<0.035	U		<0.002	U		0.0067	J		0.037			<0.011	U		<0.0056	U	
		VMP-20-25-071112	7/11/2012	0.034			<0.0052	U	UJ	0.001	J		<0.0067	U		<0.01	U		<0.039	U		<0.0022	U		<0.0096	U		0.006	J		0.0068	J		<0.0063	U	
		VMP-20-25-100412	10/4/2012	0.033	J		<0.0077	U		0.0014	J		<0.0099	U		<0.015	U		<0.057	U		<0.0033	U		<0.014	U		<0.017	U		<0.018	U		<0.0093	U	
		VMP-20-25-012213	1/22/2013	0.011	J		<0.0064	U		<0.0039	U		<0.0083	U		<0.013	U		<0.048	J	U	<0.0027	U		0.003	J		<0.014	U		<0.015	J	U	<0.0078	U	
	39.5 ft	VMP-20-39.5-100412	10/4/2012	44			<1.9	U		0.28	J		<2.4	U		<3.7	U		<14	U		<0.8	U		1.5	J		<4.2	U		4.2	J		<2.3	U	
		VMP-20-39.5-012313	1/23/2013	<2	U		<1.1	U		0.24	J		<1.4	U		<2.1	U		<0.8	U		<0.46	U		12			<2.4	U		<0.64	U		<1.3	U	
VMP-21	5 ft	VMP-21-5-020911	2/9/2011	<4.4	U		<2.4	U		<1.5	U		<3.1	U		<4.8	U		<1.8	U		<1	U					<1.4	U		<1.4	U		<2.9	U	
		VMP-21-5-020911-DUP	2/9/2011	<7.6	U		<4.1	U		<2.5	U		<5.3	U		<8.2	U		<3.1	U		<1.8	U					<2.3	U		<2.5	U		<5	U	
		VMP-21-5-041311	4/13/2011	0.0092	J		0.001	J		0.84			<0.0088	U		<0.014	U		<0.0051	U		<0.0029	U		0.41			0.0021	J		0.0064	J		<0.0083	U	
		VMP-21-5-072511	7/25/2011	0.029			<0.0071	U	UJ	0.019			<0.0092	U		<0.014	U		<0.0054	U		<0.003	U		<0.013	U		0.02			<0.017	J	U	<0.0087	U	
		VMP-21-5-110111	11/1/2011	0.017			<0.0059	U		0.011			<0.0076	U		<0.012	U		<0.0044	U		<0.0025	U		<0.011	U		0.0039	J		<0.014	J	U	<0.0072	U	
		VMP-21-5-012312	1/23/2012	0.008	J		<0.005	U		0.00067	J		<0.0065	U		<0.01	U		<0.0038	U		<0.0021	U		<0.0092	U		0.0034	J		<0.012	J	U	<0.0061	U	
		VMP-21-5-012312-DUP	1/23/2012	0.0092			<0.0046	U		0.00091	J		<0.006	U		<0.0092	U		<0.0035	U		<0.002	U		<0.0085	U		0.0034	J		<0.011	J	U	<0.0056	U	
		VMP-21-5-042412	4/24/2012	0.023	J		<0.0095	U		0.58			<0.012	U		<0.019	U		<0.071	U		<0.004	U		0.025			0.01	J		<0.023	J	U	<0.012	U	
		VMP-21-5-071012	7/10/2012	0.12			<0.0055	U	UJ	0.003	J		<0.0071	U		<0.011	U		<0.041	U		<0.0023	U		<0.01	U		0.02			<0.013	U		<0.0067	U	
		VMP-21-5-100412	10/4/2012	0.023	J		<0.008	U		0.0018	J		<0.01	U		<0.016	U		<0.06	U		<0.0034	U		<0.015	U		0.006	J		<0.019	U		<0.0098	U	
		VMP-21-5-020613	2/6/2013	0.012	J		<0.0073	U		0.002	J		<0.0094	U		<0.014	U		<0.055	U		<0.0031	U		<0.013	U		0.0027	J		<0.018	J	U	<0.0089	U	
	10 ft	VMP-21-10-021011	2/10/2011	<4	U		<2.2	U		<1.3	U		<2.8	U		<4.3	U		<1.6	U		<0.93	U					<1.2	U		<1.3	U		<2.6	U	
		VMP-21-10-041311	4/13/2011	0.14	J		<0.27	U		0.066	J		<0.36	U		<0.55	U		<0.2	U		<0.12	U		7.6			0.046	J		0.065	J		<0.33	U	
		VMP-21-10-072511	7/25/2011	0.083			<0.015	U	UJ	0.012			<0.02	U		<0.03	U		<0.011	J	U	<0.0065	U		<0.028	U		0.01	J		<0.036	J	U	<0.018	U	
		VMP-21-10-110111	11/1/2011	0.015			<0.0044	U		0.0023	J		<0.0057	U		<0.0088	U		<0.0033	U		<0.0019	U		<0.0081	U		0.0043	J		<0.011	J	U	<0.0054	U	
		VMP-21-10-012312	1/23/2012	0.022			<0.005	U		0.017			<0.0065	U		<0.01	U		<0.0038	U		<0.0021	U		<0.0092	U		0.0041	J		<0.012	J	U	<0.0061	U	
		VMP-21-10-040912	4/9/2012	0.028			<0.0045	U		0.041			<0.0059	U		<0.009	U		<0.034	U		<0.0019	U		0.008	J		0.0077	J		0.0018	J	J	<0.0055	U	
		VMP-21-10-071012	7/10/2012	0.055			<0.0052	U	UJ	0.0018	J		<0.0067	U		<0.01	U		<0.039	U		<0.0022	U		<0.0096	U		0.0065	J		0.0043	J		<0.0063	U	
		VMP-21-10-100412	10/4/2012	0.024	J		<0.0073	U		0.0076			<0.0094	U		<0.014	U		<0.055	U		<0.0031	U		<0.013	U		0.0065	J		<0.018	U		<0.0089	U	
		VMP-21-10-020513	2/5/2013	0.0065	J		<0.007	U		0.041			<0.009	U		<0.014	U		<0.052	U		<0.003	U		<0.013	U		<0.016	U		<0.017	J	U	<0.0085	U	
		VMP-21-10-020513-DUP	2/5/2013	0.0063	J		<0.0065	U		0.035			<0.0084	U		<0.013	U		<0.049	U		<0.0028	U		<0.012	U		<0.015	U		<0.016	J	U	<0.0079	U	
	25 ft	VMP-21-25-021011	2/10/2011	<11	U		<6	U		1.7	J		<7.8	U		<12	U		<4.5	U		<2.6	U					<3.4	U		<3.6	U		<7.3	U	
		VMP-21-25-041411	4/14/2011	12	J		<21	U		<13	U		<27	U		<42	U		<16	U		<9	U		5400			<48	U		<13	U		<26	U	
		VMP-21-25-041411-DUP	4/14/2011	5.2	J		<21	U		<13	U		<27	U		<42	U		<16	U		<9	U		5400			<48	U		<13	U		<26	U	
		VMP-21-25-072611	7/26/2011	<12	U		<6.8	U	UJ	1.3	J		<8.8	U		<14	U		<5.1	U		<2.9	U					<16	U		<4.1	U		<8.3	U	
		VMP-21-25-110511	11/5/2011	5	J		<4.3	U		0.5	J		<5.6	U		<8.7	U		<3.3	U		<1.8	U		290			4.1	J		4.5	J		<5.3	U	
		VMP-21-25-012412	1/24/2012	<0.11	J	U	<0.24	U		0.027	J		<0.078	U		<0.48	U		<0.045	U		<0.026	U		0.047	J		<0.14	U		<0.036	U		<0.073	U	
		VMP-21-25-040912	4/9/2012	0.09			<0.0047	U		0.048			<0.0061	U		<0.0094	U		<0.036	U	UJ	<0.002	U		<0.0087	U		<0.011	U		0.0028	J		<0.0058	U	
		VMP-21-25-071112	7/11/2012	0.028			<0.0047	U	UJ	0.00098	J		<0.0061	U		<0.0094	U		<0.036	U		<0.002	U		0.011			0.004	J		0.0046	J		<0.0058	U	
		VMP-21-25-100412	10/4/2012	0.027	J		<0.0075	U		0.0078			<0.0097	U		<0.015	U		<0.056	U		<0.0032	U		0.0075	J		0.0074	J		<0.018	U		<0.0091	U	
		VMP-21-25-020513	2/5/2013	0.011	J		<0.0067	U		0.035			<0.0086	U		<0.013	U		<0.05	U		<0.0028	U		0.0031	J		<0.015	U		<0.016	J	U	<0.0081	U	
		VMP-21-25-020513-DUP	2/5/2013	0.0077	J		<0.007	U		0.043			<0.009	U		<0.014	U		<0.052	U		<0.003	U		<0.013	U		<0.016	U		<0.017	J	U	<0.0085	U	
	33 ft	VMP-21-33-021011	2/10/2011	<11	U		<6	U		1.8	J		<7.8	U		<12	U		<4.5	U		<2.6	U					<3.4	U		<3.6	U		<7.3	U	
		VMP-21-33-041411	4/14/2011	8.8	J		<20	U		<12	U		<26	U		<41	U		<15	U		<8.7	U		5200			<46	U		<12	U		<25	U	
		VMP-21-33-110511	11/5/2011	1.2	J		<0.99	U		0.14	J		<1.3	U		0.27	J		<0.74	U		<0.42	U		20			0.93	J		1.1	J		<1.2	U	
		VMP-21-33-012412	1/24/2012	<0.26	U		<0.57	U		0.13		J	<0.18	U		<1.1	U		<0.11	U		<0.06	U		0.48		J	<0.32	U		<0.085	U		<0.17	U	
		VMP-21-33-042412	4/24/2012	0.011	J		<0.0048	U		0.41			<0.0063	U		<0.0097	U		<0.036	U		<0.0021	U		0.086			0.0055	J		<0.012	J	U	<0.0059	U	
		VMP-21-33-071112	7/11/2012	0.044			<0.0051	U	UJ	0.0011	J		<0.0066	U		<0.01	U		<0.038	U		<0.0022	U		0.019			0.007	J		0.0042	J		<0.0062	U	
		VMP-21-33-100412	10/4/2012	0.026	J		<0.0073	U		0.012			<0.0094	U		<0.014	U		<0.055	U		<0.0031	U		0.006	J		0.0074	J		<0.018	U		<0.0089	U	
		VMP-21-33-020513	2/5/2013	0.0058	J		<0.0068	U		0.0024	J		<0.0088	U		<0.014	U		<0.051	U		<0.0029	U		<0.012	U		<0.016	U		<0.016	J	U	<0.0083	U	

SEE LAST PAGE OF TABLE FOR NOTES

TABLE 5
CUMULATIVE SUMMARY OF SOIL VAPOR ANALYTICAL DETECTIONS AND SCREENING RESULTS: VILLAGE - VOCS

Location	Depth	Sample ID	Sample Date	Acetone			alpha-Chlorotoluene			Benzene			Bromodichloromethane			Bromoform			Bromomethane			1,3-Butadiene			Butane			2-Butanone			Carbon disulfide			Carbon tetrachloride		
				750000						0.37			450000			11			6.9									6400			780			0.21		
				Result (mg/m^3)	Lab Quals	URS Quals	Result (mg/m^3)	Lab Quals	URS Quals	Result (mg/m^3)	Lab Quals	URS Quals	Result (mg/m^3)	Lab Quals	URS Quals	Result (mg/m^3)	Lab Quals	URS Quals	Result (mg/m^3)	Lab Quals	URS Quals	Result (mg/m^3)	Lab Quals	URS Quals	Result (mg/m^3)	Lab Quals	URS Quals	Result (mg/m^3)	Lab Quals	URS Quals	Result (mg/m^3)	Lab Quals	URS Quals	Result (mg/m^3)	Lab Quals	URS Quals
VMP-22	5 ft	VMP-22-5-021111	2/11/2011	<0.24	U		<0.13	U		0.029	J		<0.17	U		<0.26	U		<0.1	U		<0.057	U					<0.076	U		<0.08	U		<0.16	U	
		VMP-22-5-041811	4/18/2011	<0.12	U		<0.065	U		0.024	J		<0.084	U		<0.13	U		<0.049	U		<0.028	U		0.17			<0.15	U		<0.039	U		<0.079	U	
		VMP-22-5-072611	7/26/2011	0.026			<0.0077	U	UJ	0.12			<0.0099	U		<0.015	U		<0.0057	J	U	<0.0033	U		0.22			0.017	J		<0.018	J	U	<0.0093	U	
		VMP-22-5-110111	11/1/2011	0.032			<0.0043	U		0.012			<0.0056	U		<0.0087	U		<0.0033	U		<0.0018	U		<0.008	U		0.0063	J		<0.01	J	U	<0.0053	U	
		VMP-22-5-012412	1/24/2012	0.021		J	<0.0046	U		0.11		J	<0.0059	U		<0.0091	U		<0.0034	U		<0.002	U		0.024		J	0.0047	J	J	<0.011	J	U	<0.0056	U	
		VMP-22-5-040912	4/9/2012	0.033			<0.0051	U		0.0085			<0.0066	U		<0.01	U		0.039	J	J	<0.0022	U		0.014			<0.012	U		0.0047	J		<0.0062	U	
		VMP-22-5-070912	7/9/2012	0.034			<0.0056	U	UJ	0.0012	J		<0.0073	U		<0.011	U		<0.042	U		<0.0024	U		<0.01	U		0.0037	J		0.0074	J		<0.0068	U	
		VMP-22-5-100312	10/3/2012	0.031			<0.0065	U		0.0025	J		<0.0084	U		<0.013	U		<0.049	U		<0.0028	U		0.0051	J		0.0044	J		<0.016	U		<0.0079	U	
		VMP-22-5-100312-Dup	10/3/2012	0.04			<0.0059	U		0.0045			<0.0077	U		<0.012	U		<0.044	U		<0.0025	U		0.0072	J		0.0079	J		<0.014	U		<0.0072	U	
		VMP-22-5-012413	1/24/2013	0.014	J		<0.0067	U		0.0093			<0.0086	U		<0.013	U		<0.05	U		<0.0028	U		<0.012	U		<0.015	U		<0.016	J	U	<0.0081	U	
	10 ft	VMP-22-10-021111	2/11/2011	<0.12	U		<0.063	U		0.021	J		<0.082	U		<0.13	U		<0.047	U		<0.027	U					<0.036	U		<0.038	U		<0.077	U	
		VMP-22-10-041811	4/18/2011	<0.12	U		0.068	U		0.12			<0.087	U		<0.13	U		<0.051	U		<0.029	U		0.086	J		<0.15	U		<0.041	U		<0.082	U	
		VMP-22-10-072611	7/26/2011	0.015		J	<0.0078	U	UJ	0.03			<0.01	U		<0.016	U		<0.0059	J	U	<0.0034	U		0.018		J	0.011	J		<0.019	J	U	<0.0095	U	
		VMP-22-10-072611-DUP	7/26/2011	0.052		J	<0.0092	U	UJ	0.03			<0.012	U		<0.018	U		<0.0069	U		<0.0039	U		0.059		J	0.023			<0.022	J	U	<0.011	U	
		VMP-22-10-110211	11/2/2011	0.013			<0.0044	U		0.006			<0.0057	U		<0.0088	U		<0.0033	U		<0.0019	U		<0.0081	U		0.0033	J		<0.011	J	U	<0.0054	U	
		VMP-22-10-012412	1/24/2012	0.0061	J		<0.005	U		0.02			<0.0065	U		<0.01	U		<0.0038	U		<0.0021	U		<0.0092	U		0.011	J		<0.012	J	U	<0.0061	U	
		VMP-22-10-040912	4/9/2012	0.031			<0.005	U		0.0068			<0.0065	U		<0.01	U		<0.037	U	UJ	<0.0021	U		<0.0092	U		<0.011	U		0.0032	J		<0.0061	U	
		VMP-22-10-070912	7/9/2012	0.017	J		<0.0056	U	UJ	<0.0035	U		<0.0073	U		<0.011	U		<0.042	U		<0.0024	U		<0.01	U		<0.013	U		<0.014	U		<0.0068	U	
		VMP-22-10-070912-Dup	7/9/2012	0.021	J		<0.0055	U	UJ	<0.0034	U		<0.0071	U		<0.011	U		<0.041	U		<0.0023	U		<0.01	U		<0.012	U		<0.013	U		<0.0067	U	
		VMP-22-10-100312	10/3/2012	0.03			<0.0063	U		0.015			<0.0081	U		<0.012	U		<0.047	U		<0.0027	U		0.0048	J		<0.014	U		<0.015	U		<0.0076	U	
		VMP-22-10-012413	1/24/2013	<0.033	U		<0.0071	U		0.0018	J		<0.0092	U		<0.014	U		<0.054	U		<0.003	U		<0.013	U		<0.016	U		<0.017	J	U	<0.0087	U	
	18 ft	VMP-22-18-021111	2/11/2011	<2	U		<1.1	U		0.67	J		<1.4	U		<2.2	U		<0.82	U		<0.47	U					<0.63	U		<0.66	U		<1.3	U	
		VMP-22-18-041811	4/18/2011	1.1	J		<4.6	U		1	J		<6	U		<9.3	U		<3.5	U		<2	U		620			<11	U		<2.8	U		<5.7	U	
		VMP-22-18-072611	7/26/2011	<4.4	U		<2.4	U	UJ	0.42	J		<3.1	U		<4.8	U		<1.8	U		<1	U		470			<5.4	U		<1.4	U		<2.9	U	
		VMP-22-18-110511	11/5/2011	0.012			<0.0047	U		0.009			<0.0061	J	U	<0.0094	J	U	<0.0036	U		<0.002	U		0.012			0.0058	J		<0.011	J	U	0.0007	J	
		VMP-22-18-012412	1/24/2012	<0.08	J	U	<0.17	U		0.012	J	J	<0.056	U		<0.35	U		<0.033	U		<0.018	U		0.045	J	J	<0.099	U		<0.026	U		<0.053	U	
		VMP-22-18-040912	4/9/2012	0.022	J		<0.0052	U		0.0062			0.0017	J		<0.01	U		<0.039	U	UJ	<0.0022	U		<0.0096	U		<0.012	U		0.0039	J		<0.0063	U	
		VMP-22-18-070912	7/9/2012	0.036			<0.0055	U	UJ	0.029			<0.0071	U		<0.011	U		<0.041	U		<0.0023	U		<0.01	U		<0.012	U		<0.013	U		<0.0067	U	
		VMP-22-18-100412	10/4/2012	0.021	J		<0.0075	U		0.0036	J		<0.0097	U		<0.015	U		<0.056	U		<0.0032	U		<0.014	U		<0.017	U		<0.018	U		<0.0091	U	
		VMP-22-18-012413	1/24/2013	<0.033	J	U	<0.0071	U		0.002	J		<0.0092	U		<0.014	U		<0.054	U		<0.003	U		<0.013	U		<0.016	U		<0.017	J	U	<0.0087	U	
	38 ft	VMP-22-38-041811	4/18/2011	<26	U		<14	U		<8.8	U		<18	U		<28	U		<11	U		<6.1	U		3900			<32	U		<8.6	U		<17	U	
		VMP-22-38-012512	1/25/2012	<0.08	U		<0.043	U		0.04			<0.056	U		<0.087	U		<0.033	U		<0.018	U		0.28			<0.099	U		<0.1	U		<0.053	U	
		VMP-22-38-040912	4/9/2012	0.039			<0.005	U		0.012			0.0048	J		<0.01	U		<0.038	U	UJ	<0.0022	U		<0.0093	U		<0.012	U		0.0045	J		<0.0061	U	
		VMP-22-38-070912	7/9/2012	0.05			<0.0053	U	UJ	0.074			0.0039	J		<0.011	U		<0.04	U		<0.0023	U		<0.0098	U		0.0055	J		<0.013	U		<0.0065	U	
		VMP-22-38-100412	10/4/2012	0.02	J		<0.0078	U		0.0096			0.0028	J		<0.016	U		<0.059	U		<0.0034	U		<0.014	U		<0.018	U		<0.019	J	U	<0.0095	U	
		VMP-22-38-012413	1/24/2013	0.012	J		<0.007	U		0.0026	J		<0.009	U		<0.014	U		<0.052	U		<0.003	U		<0.013	U		<0.016	U		<0.017	J	U	<0.0085	U	
VMP-23	5 ft	VMP-23-5-021511	2/15/2011	0.01	J		<0.0068	U		0.023			<0.0088	U		<0.014	U		<0.0051	U		<0.0029	U					0.0012	J		<0.0041	J	U	<0.0083	U	
		VMP-23-5-042111	4/21/2011	0.024	J		<0.059	U		<0.036	U		<0.077	U		<0.12	U		<0.044	U		<0.025	U		<0.11	U		<0.14	U		<0.036	U		<0.072	U	
		VMP-23-5-072711	7/27/2011	0.062			<0.0068	U		0.18			<0.0088	U		<0.014	U		<0.0051	U		<0.0029	U		0.024			0.072			0.0032	J		<0.0083	U	
		VMP-23-5-110211	11/2/2011	0.035			<0.0048	U		0.016			<0.0063	U		<0.0097	U		<0.0036	U		<0.0021	U		<0.0089	U		<0.011	U		<0.012	J	U	<0.0059	U	
		VMP-23-5-012512	1/25/2012	0.019			<0.0041	U		0.023			0.0015	J		<0.0082	U		<0.0031	U		<0.0017	U		0.002	J		0.0048	J		<0.0098	U		<0.005	U	
		VMP-23-5-040912	4/9/2012	0.032			<0.0049	U		0.0089			<0.0064	U		<0.0099	U		<0.037	U	UJ	<0.0021	U		<0.0091	U		0.024			0.0074	J		<0.006	U	
		VMP-23-5-070912	7/9/2012	0.1			<0.0044	U	UJ	0.0024	J		<0.0057	U		<0.0088	U		0.0017	J		<0.0019	U		0.0039	J		0.01			0.0042	J		<0.0054	U	
		VMP-23-5-100312	10/3/2012	0.05			<0.0075	U		0.011			<0.0097	U		<0.015	U		<0.056	U		<0.0032	U		<0.014	U		0.006	J		<0.018	J	U	<0.0091	U	
		VMP-23-5-012413	1/24/2013	0.0056	J		<0.0064	U		0.0019	J		<0.0083	U		<0.013	U		<0.048	U		<0.0027	U		0.011	J		<0.014	U		<0.015	J	U	<0.0078	U	
	10 ft	VMP-23-10-021511	2/15/2011	0.009	J		0.0012	J		0.0014	J		0.0023	J		<0.014	U		<0.0053	U		<0.003	U					<0.004	U		<0.0042	U		<0.0086	U	
		VMP-23-10-042111	4/21/2011	<0.13	U		<0.071	U		0.28			<0.092	U		<0.14	U		<0.054	U		<0.03	U		1.7			<0.16	U		<0.043	U		<0.087	U	
		VMP-23-10-072711	7/27/2011	<0.012	U		<0.0065	U		<0.004	U		<0.0084	U		<0.013	U		<0.0049	U		<0.0028	U		<0.012	U		<0.015	U		<0.016	U		<0.0079	U	
		VMP-23-10-110211	11/2/2011	0.029			<0.0047	U		0.021			<0.0061	U		<0.0094	U		<0.0036	U		<0.002	U		<0.0087	U		0.0083	J		<0.011	J	U	<0.0058	U	
		VMP-23-10-012512	1/25/2012	0.0099			<0.004	U		0.068			<0.0052	U		<0.008	U		<0.003	U		<0.0017	U		0.0094			0.0033	J		<0.0096	U		<0.0049	U	
		VMP-23-10-040912	4/9/2012	0.025			<0.005	U		0.002	J		<0.0065	U		<0.01	U		<0.038	U	UJ	<0.0022	U		<0.0093	U		0.0068	J		0.0049	J		<0.0061	U	
		VMP-23-10-040912-Dup	4/9/2012	0.043			<0.0051	U		0.0041			0.0021	J		<0.01	U		<0.038	U	UJ	<0.0022	U		0.0072	J		0.012			0.0042	J		0.0021	J	
		VMP-23-10-070912	7/9/2012	0.065			<0.004	U	UJ	0.0014	J		<0.0052	U		<0.008	U		<0.03	U		<0.0017	U		<0.0074	U		0.0061	J		<0.0096	U		<0.0049	U	
		VMP-23-10-100312	10/3/2012	0.064			<0.008	U		0.011			<0.01	U		<0.016	U		<0.06	U		<0.0034	U		0.0053	J		<0.018	U		<0.019	J	U	<0.0098	U	
		VMP-23-10-012413	1/24/2013	0.0072	J		<0.0064	U		<0.0039	U		<0.0083	U		<0.013	U		<0.048	U		<0.0027	U		<0.012	U		<0.014	U		<0.015	J	U	<0.0078	U	
	25 ft	VMP-23-25-021511	2/15/2011	0.011	J		<0.0065	U		0.018			<0.0084	U		<0.013	U		<0.0049	U		<0.0028	U					<0.0037	U		<0.0039	U		<0.0079	U	
		VMP-23-25-042111	4/21/2011	0.035	J		<0.067	U		1.6			<0.086	U		<0.13	U		<0.05	U		<0.028	U		8.2			<0.15	U		<0.04	U		<0.081	U	
		VMP-23-25-072711	7/27/2011	0.05			<0.0075	U		0.15			<0.0097	U		<0.015	U		<0.0056	U		<0.0032	U		<0.014	U		0.032			0.0077	J		<0.0091	U	
		VMP-23-25-110511	11/5/2011	0.041			<0.0047	U		0.002	J		<0.0061	J	U	<0.0094	J	U	<0.0036	U		<0.002	U		<0.0087	U		0.014			<0.011	J	U	<0.0058	U	
		VMP-23-25-012512	1/25/2012	0.0065	J		<0.0042	U		0.058			<0.0055	U		<0.0085	U		<0.0032	U		<0.0018	U		0.0046	J		0.0047	J		<0.01	U		<0.0052	U	
		VMP-23-25-040912	4/9/2012	0.14			<0.0049	U		0.022			<0.0064	U		<0.0099	U		0.067	J	J	<0.0021	U		<0.0091	U		0.06			0.0076	J		<0.006	U	
		VMP-23-25-070912	7/9/2012	0.15			<0.0063	U	UJ	0.0027	J		<0.0082	U		<0.013	U		<0.047	U		<0.0027	U		<0.012	U		0.013	J		<0.015	U		<0.0077	U	
		VMP-23-25-100312	10/3/2012	0.086			<0.0078	U		0.0095			<0.01	U		<0.016	U		<0.059	U		<0.0034	U		<0.014	U		0.0052	J		<0.019	J	U	<0.0095	U	
		VMP-23-25-012413	1/24/2013	0.0073	J		<0.0065	U		<0.004	U		<0.0084	U		<0.013	U		<0.049	U		<0.0028	U		0.0059	J		<0.015	U		<0.016	J	U	<0.0079	U	
	40 ft	VMP-23-40-071012	7/10/2012	0.18			<0.0053	U	UJ	0.0081			<0.0069	U		<0.011	U		0.0039	J		<0.0023	U		0.0065	J		0.016			<0.013	U		<0.0065	U	
		VMP-23-40-100312	10/3/2012	0.09			<0.0073	U		0.018			<0.0094	U		<0.014	U		0.0046	J		<0.0031	U		<0.013	U		0.0041	J		<0.018	J	U	<0.0088	U	
		VMP-23-40-012413	1/24/2013	0.012	J		<0.0067	U		<0.0041	U		<0.0086	U		<0.013	U		<0.05	U		<0.0028	U		0.0045	J		0.0024	J		<0.016	J	U	<0.0081	U	

SEE LAST PAGE OF TABLE FOR NOTES

TABLE 5
CUMULATIVE SUMMARY OF SOIL VAPOR ANALYTICAL DETECTIONS AND SCREENING RESULTS: VILLAGE - VOCS

Location	Depth	Sample ID	Sample Date	Acetone			alpha-Chlorotoluene			Benzene			Bromodichloromethane			Bromoform			Bromomethane			1,3-Butadiene			Butane			2-Butanone			Carbon disulfide			Carbon tetrachloride		
				750000						0.37			450000			11			6.9									6400			780			0.21		
				Result (mg/m^3)	Lab Quals	URS Quals	Result (mg/m^3)	Lab Quals	URS Quals	Result (mg/m^3)	Lab Quals	URS Quals	Result (mg/m^3)	Lab Quals	URS Quals	Result (mg/m^3)	Lab Quals	URS Quals	Result (mg/m^3)	Lab Quals	URS Quals	Result (mg/m^3)	Lab Quals	URS Quals	Result (mg/m^3)	Lab Quals	URS Quals	Result (mg/m^3)	Lab Quals	URS Quals	Result (mg/m^3)	Lab Quals	URS Quals	Result (mg/m^3)	Lab Quals	URS Quals
VMP-24	5 ft	VMP-24-5-021611	2/16/2011	0.019			<0.0073	U		0.019			<0.0094	U		<0.014	U		<0.0055	U		<0.0031	U					<0.0042	U		<0.0044	J	U	<0.0089	U	
		VMP-24-5-040811	4/8/2011	<0.14	U		<0.078	U		5			<0.1	U		<0.16	U		<0.058	U		<0.033	U		5.6			<0.18	U		0.042	J		<0.095	U	
		VMP-24-5-072811	7/28/2011	0.047			<0.0073	U		0.093			<0.0094	U		<0.014	U		<0.0055	U		<0.0031	U		0.031			0.021			0.037			<0.0089	U	
		VMP-24-5-110211	11/2/2011	0.013			<0.0048	U		0.018			<0.0063	U		<0.0097	U		<0.0036	U		<0.0021	U		0.0063	J		<0.011	U		<0.012	J	U	<0.0059	U	
		VMP-24-5-110211-DUP	11/2/2011	0.016			<0.0067	U		0.018			<0.0087	U		<0.013	U		<0.005	U		<0.0029	U		0.013			0.0048	J		<0.016	J	U	<0.0082	U	
		VMP-24-5-012512	1/25/2012	0.009			<0.0042	U		0.0013	J		0.00082	J		<0.0083	U		<0.0031	U		<0.0018	U		0.0032	J		0.0045	J		<0.01	U		<0.0051	U	
		VMP-24-5-040912	4/9/2012	0.11			<0.0049	U		0.024			<0.0064	U		<0.0099	U		<0.062	J	UJ	<0.0021	U		0.0049	J		0.038			0.007	J		<0.006	U	
		VMP-24-5-071212	7/12/2012	0.052			<0.0047	U	UJ	0.043			<0.0061	U		<0.0094	U		<0.036	U		<0.002	U		<0.0087	U		0.012			<0.011	U		<0.0058	U	
		VMP-24-5-101912	10/19/2012	0.025	J		<0.0073	U		0.081			<0.0095	U		<0.015	U		<0.055	U		<0.0031	U		0.0086	J		<0.017	U		<0.018	J	U	<0.0089	U	
		VMP-24-5-012313	1/23/2013	0.025	J		<0.0065	U		0.0088			<0.0084	U		<0.013	U		<0.049	U		<0.0028	U		<0.012	U		<0.015	U		<0.016	J	U	<0.0079	U	
	10 ft	VMP-24-10-021711	2/17/2011	0.01	J		<0.007	U		1.4			<0.009	U		<0.014	U		<0.0052	U		<0.003	U					<0.004	U		<0.0042	J	U	<0.0085	U	
		VMP-24-10-041111	4/11/2011	0.012	J		<0.013	U		2.5			<0.017	U		<0.026	U		<0.0098	U		<0.0056	U		0.54			<0.03	U		0.0049	J		<0.016	U	
		VMP-24-10-072811	7/28/2011	0.048			<0.0071	U		0.11			<0.0092	U		<0.014	U		<0.0054	U		<0.003	U		<0.013	U		0.023			0.0037	J		<0.0087	U	
		VMP-24-10-110211	11/2/2011	0.015			<0.0042	U		0.002	J		<0.0055	U		<0.0085	U		<0.0032	U		<0.0018	U		<0.0078	U		0.0069	J		<0.01	J	U	<0.0052	U	
		VMP-24-10-012512	1/25/2012	0.0073			<0.004	U		0.00061	J		0.00074	J		<0.008	U		<0.003	U		<0.0017	U		<0.0074	U		0.0032	J		<0.0096	U		<0.0049	U	
		VMP-24-10-041012	4/10/2012	0.054			<0.0047	U		<0.0029	J	U	<0.0061	U		<0.0094	U		<0.036	J	UJ	<0.002	U		<0.0087	U		0.012			<0.011	U		<0.0058	U	
		VMP-24-10-071212	7/12/2012	0.088			<0.0055	U	UJ	0.0078			<0.0071	U		<0.011	U		<0.041	U		<0.0023	U		<0.01	U		0.02			<0.013	U		<0.0067	U	
		VMP-24-10-100912	10/9/2012	0.016	J		<0.0068	U		0.00099	J		<0.0088	U		<0.014	U		<0.051	U		<0.0029	U		<0.012	U		<0.016	U		<0.016	U		<0.0083	U	
		VMP-24-10-012313	1/23/2013	<0.033	J	U	<0.0071	U		0.0072			<0.0092	U		<0.014	U		<0.054	U		<0.003	U		<0.013	U		<0.016	U		<0.017	J	U	<0.0087	U	
	22 ft	VMP-24-22-021711	2/17/2011	0.0064	J		<0.007	U		0.95			<0.009	U		<0.014	U		<0.0052	U		<0.003	U					<0.004	U		<0.0042	J	U	<0.0085	U	
		VMP-24-22-041111	4/11/2011	0.011	J		<0.0065	U		0.013			<0.0084	U		<0.013	U		<0.0049	U		<0.0028	U		<0.012	U		<0.015	U		0.00074	J		<0.0079	U	
		VMP-24-22-072811	7/28/2011	0.022			<0.0065	U		0.047			<0.0084	U		<0.013	U		<0.0049	U		<0.0028	U		<0.012	U		0.012	J		0.003	J		<0.0079	U	
		VMP-24-22-072811-Dup	7/28/2011	0.015			<0.0075	U		0.046			<0.0097	U		<0.015	U		<0.0056	U		<0.0032	U		<0.014	U		0.007	J		0.0028	J		<0.0091	U	
		VMP-24-22-110611	11/6/2011	0.018			<0.0045	U		0.01			<0.0059	U		<0.009	J	U	<0.0034	U		<0.0019	U		<0.0083	U		0.0033	J	U	<0.0055	U		<0.0055	U	
		VMP-24-22-012512	1/25/2012	0.012			<0.0042	U		0.00079	J		0.00069	J		<0.0085	U		<0.0032	U		<0.0018	U		<0.0078	U		0.0046	J		<0.01	U		<0.0052	U	
		VMP-24-22-041012	4/10/2012	0.067			<0.0046	U		0.0037			<0.006	U		<0.0092	U		<0.035	J	UJ	<0.002	U		0.0074	J		0.022			0.002	J		<0.0056	U	
		VMP-24-22-071212	7/12/2012	0.073			<0.0056	U	UJ	0.033			<0.0073	U		<0.011	U		<0.042	U		<0.0024	U		<0.01	U		0.014			<0.014	U		<0.0068	U	
		VMP-24-22-100912	10/9/2012	0.014	J		<0.007	U		0.0013	J		<0.009	U		<0.014	U		<0.052	U		<0.003	U		<0.013	U		<0.016	U		<0.017	U		<0.0085	U	
		VMP-24-22-012313	1/23/2013	0.0069	J		<0.0073	U		<0.0045	U		<0.0094	U		<0.014	U		<0.055	U		<0.0031	U		0.022			<0.017	U		<0.018	J	U	<0.0089	U	
	34 ft	VMP-24-34-021711	2/17/2011	0.014			<0.007	U		0.0084			<0.009	U		<0.014	U		<0.0052	U		<0.003	U					0.0025	J		<0.0042	J	U	<0.0085	U	
		VMP-24-34-041111	4/11/2011	0.014			<0.0063	U		0.0072			<0.0081	U		<0.012	U		<0.0047	U		<0.0027	U		0.0031	J		<0.014	U		<0.015	U		<0.0076	U	
		VMP-24-34-072811	7/28/2011	0.031			<0.0055	U		0.077			<0.0071	U		<0.011	U		<0.0041	U		<0.0024	U		<0.01	U		0.012	J		0.0042	J		<0.0067	U	
		VMP-24-34-110611	11/6/2011	0.025			<0.0035	U		0.0095			<0.0046	U		<0.007	J	U	<0.0026	U		<0.0015	U		0.0033	J		0.016			<0.0085	J	U	<0.0043	U	
		VMP-24-34-012512	1/25/2012	0.0075	J		<0.0043	U		0.00051	J		0.001	J		<0.0087	U		<0.0033	U		<0.0018	U		<0.008	U		0.0065	J		<0.01	U		<0.0053	U	
		VMP-24-34-041012	4/10/2012	0.06			<0.0048	U		0.037			<0.0063	U		<0.0097	U		<0.036	J	UJ	<0.0021	U		0.0037	J		0.015			0.0021	J		<0.0059	U	
		VMP-24-34-071212	7/12/2012	0.074			<0.0046	U	UJ	0.1			<0.006	U		<0.0092	U		<0.035	U		<0.002	U		0.0033	J		0.021			<0.011	U		<0.0056	U	
		VMP-24-34-100912	10/9/2012	0.015	J		<0.0071	U		0.0067			<0.0092	U		<0.014	U		<0.054	U		<0.003	U		<0.013	U		<0.016	U		<0.017	U		<0.0087	U	
		VMP-24-34-012313	1/23/2013	0.009	J		<0.0075	U		0.0068			<0.0097	U		<0.015	U		<0.056	U		<0.0032	U		<0.014	U		<0.017	U		<0.018	J	U	<0.0091	U	
VMP-31	5 ft	VMP-31-5-042512	4/25/2012	0.057			<0.0049	U		0.29			<0.0064	U		<0.0099	U		<0.037	U		<0.0021	U		<0.0091	U		0.027			0.0085	J		<0.006	U	
		VMP-31-5-072012	7/20/2012	0.17			<0.0049	U		0.0043			<0.0064	U		<0.0099	U		<0.037	U		<0.0021	U		<0.0091	U		0.023			0.045			<0.006	U	
		VMP-31-5-102612	10/26/2012	0.15			0.0022	J		0.015			<0.0092	U		<0.014	U		<0.054	U		<0.003	U		0.23			0.045			<0.017	U		<0.0087	U	
		VMP-31-5-021113	2/11/2013	0.064			<0.0067	U		0.0017	J		<0.0086	U		<0.013	U		<0.05	J	U	<0.0028	U		0.0096	J		0.0039	J		<0.016	J	U	<0.0081	U	
	10 ft	VMP-31-10-042512	4/25/2012	0.048			<0.0066	U		0.54			<0.0085	U		<0.013	U		<0.05	U		<0.0028	U		0.067			0.022			<0.016	J	U	<0.008	U	
		VMP-31-10-072612	7/26/2012	0.033			<0.005	U		0.0026	J		<0.0076	U		<0.01	U		0.0015	J	J	<0.0022	U		<0.0093	U		0.014			<0.012	U	U	<0.0061	U	
		VMP-31-10-102612	10/26/2012	0.036			<0.0077	U		0.02			<0.0099	U		<0.015	U		<0.057	U		<0.0033	U		0.1			0.0089	J		<0.018	U		<0.0093	U	
		VMP-31-10-021313	2/13/2013	0.018	J		<0.0073	U		0.024			<0.0094	U		<0.014	U		0.0039	J		<0.0031	U		0.1			0.0037	J		<0.018	U		<0.0089	U	
	20 ft	VMP-31-20-101912	10/19/2012	<13	U		<7.1	U		0.64	J		<9.2	U		<14	U		<5.4	U		<3	U		2.3	J		<16	U		<4.3	U		<8.7	U	
		VMP-31-20-021113	2/11/2013	0.045	J		<0.1	U		<0.063	U		<0.13	U		<0.2	U		<0.076	U		<0.044	U		1.5			<0.23	U		<0.061	U		<0.12	U	
	30 ft	VMP-31-30-042512	4/25/2012	<4.6	U		<10	U		9.9			<3.3	U		<5.1	U		<1.9	U		<1.1	U		970			<5.8	U		0.58	J		<3.1	U	
		VMP-31-30-042512-Dup	4/25/2012	<4.6	U		<10	U		12			<3.3	U		<5.1	U		<1.9	U		<1.1	U		1100			<5.8	U		0.61	J		<3.1	U	
		VMP-31-30-072012	7/20/2012	<2.3	U		<0.49	U		<0.3	U		<0.64	U		<0.99	U		<3.7	U		<0.21	U		52			<1.1	U		<1.2	U		<0.6	U	
		VMP-31-30-101912	10/19/2012	<0.82	U		<0.44	U		0.044	J		<0.58	U		<0.89	U		<0.33	U		<0.19	U		19			<1	U		0.025	J		<0.54	U	
		VMP-31-30-021113	2/11/2013	<13	U		<7.3	U		<4.5	U		<9.4	U		<14	U		<5.5	U		<3.1	U		1000			2.6	J		<4.4	U		<8.9	U	
VMP-32	5 ft	VMP-32-5-042512	4/25/2012	0.095			<0.0048	U		0.047			<0.0063	U		<0.0097	U		<0.036	U		<0.0021	U		<0.0089	U		0.029			<0.012	J	U	<0.0059	U	
		VMP-32-5-072012	7/20/2012	0.12			<0.0043	U		0.091			<0.0056	U		<0.0087	U		<0.033	U		<0.0018	U		0.0068	J		0.0061	J		0.0036	J		<0.0053	U	
		VMP-32-5-101812	10/18/2012	0.08			<0.0082	U		0.0037	J		<0.011	U		<0.016	U		<0.062	U		<0.0035	U		<0.015	U		0.0072	J		<0.02	U		<0.01	U	
		VMP-32-5-020513	2/5/2013	0.011	J		<0.0065	U		0.0042			<0.0084	U		<0.013	U		<0.049	U		<0.0028	U		<0.012	U		<0.015	U		<0.016	J	U	<0.0079	U	
	10 ft	VMP-32-10-041612	4/16/2012	0.034			<0.0044	U		0.0032			<0.0057	U		<0.0088	U		<0.033	U		<0.0019	U		0.007	J		0.024			<0.011	J	U	<0.0054	U	
		VMP-32-10-072012	7/20/2012	0.087			<0.0051	U		0.044			<0.0066	U		<0.01	U		0.0032	J		<0.0022	U		<0.0093	U		0.0081	J		<0.012	U		<0.0062	U	
		VMP-32-10-101812	10/18/2012	0.047			<0.0077	U		0.026			<0.0099	U		<0.015	U		<0.057	U		<0.0033	U		0.0045	J		<0.017	U		0.007	J		<0.0093	U	
		VMP-32-10-020513	2/5/2013	0.0092	J		<0.0065	U		0.0051			<0.0084	U		<0.013	U		<0.049	U		<0.0028	U		<0.012	U		<0.015	U		<0.016	J	U	<0.0079	U	
	20 ft	VMP-32-20-041612	4/16/2012	0.49			<0.1	U		0.034	J		<0.13	U		<0.2	U		<0.76	U		<0.043	U		<0.19	U		<0.23	U		0.34			<0.12	U	
		VMP-32-20-072012	7/20/2012	0.13			<0.0049	U		0.0085			<0.0064	U		<0.0099	U		<0.037	U		<0.0021	U		<0.0091	U		0.0075	J		<0.012	U		<0.006	U	
		VMP-32-20-101812	10/18/2012	0.051			<0.0071	U		0.0014	J		<0.0092	U		<0.014	U		<0.054	U		<0.003	U		<0.013	U		<0.016	U		<0.017	U		<0.0087	U	
		VMP-32-20-020513	2/5/2013	0.0099	J		<0.0073	U		0.0027	J		<0.0094	U		<0.014	U		<0.055	U		<0.0031	U		<0.013	U		<0.017	U		<0.018	J	U	<0.0089	U	
	30 ft	VMP-32-30-041612	4/16/2012	<4.4	U		<2.4	U		35			<3.1	U		<4.8	U		<1.8	U		<1	U		1200			<5.5	U		<1.4	U		<2.9	U	
		VMP-32-30-072012	7/20/2012	<9.2	U		<5	U		16			<6.5	U		<10	U		<3.7	U		<2.1	U		500			<11	U		<3	U		<6.1	U	
		VMP-32-30-101812	10/18/2012	<0.52	U		<0.28	U		0.074	J		<0.37	U		<0.57	U		<0.21	U		<0.12	U		0.15	J		<0.65	U		<0.17	U		<0.35	U	
		VMP-32-30-020513	2/5/2013	<0.54	U		<0.29	U		<0.18	U		<0.38	U		<0.58	U		<0.22	U		<0.12	U		<0.54	U		<0.67	U		<0.18	U		<0.36	U	

TABLE 5
CUMULATIVE SUMMARY OF SOIL VAPOR ANALYTICAL DETECTIONS AND SCREENING RESULTS: VILLAGE - VOCS

Location	Depth	Sample ID	Sample Date	Acetone			alpha-Chlorotoluene			Benzene			Bromodichloromethane			Bromoform			Bromomethane			1,3-Butadiene			Butane			2-Butanone			Carbon disulfide			Carbon tetrachloride		
				750000						0.37			450000			11			6.9									6400			780			0.21		
				Result (mg/m^3)	Lab Quals	URS Quals	Result (mg/m^3)	Lab Quals	URS Quals	Result (mg/m^3)	Lab Quals	URS Quals	Result (mg/m^3)	Lab Quals	URS Quals	Result (mg/m^3)	Lab Quals	URS Quals	Result (mg/m^3)	Lab Quals	URS Quals	Result (mg/m^3)	Lab Quals	URS Quals	Result (mg/m^3)	Lab Quals	URS Quals	Result (mg/m^3)	Lab Quals	URS Quals	Result (mg/m^3)	Lab Quals	URS Quals	Result (mg/m^3)	Lab Quals	URS Quals
VMP-42	10 ft	VMP-42-10-041812	4/18/2012	0.041			<0.0044	U		0.026		J	<0.0057	U		<0.0088	U		<0.033	J	U	<0.0019	U		0.0099			0.027			<0.011	J	U	<0.0054	U	
		VMP-42-10-041812-Dup	4/18/2012	0.034			<0.0045	U		0.02		J	<0.0059	U		<0.009	U		<0.034	U		<0.0019	U		0.0064	J		0.026			<0.011	J	U	<0.0055	U	
		VMP-42-20-041812	4/18/2012	13			0.54	J		0.4	J		<3	U		<4.6	U		<17	U		<0.99	U		320			<5.3	U		8.6			<2.8	U	
		VMP-42-10-071912	7/19/2012	0.053			<0.0049	U	UJ	0.038			<0.0064	U		<0.0099	U		<0.037	U		<0.0021	U		0.0052	J	J	0.03			0.0063	J		<0.006	U	
		VMP-42-10-101212	10/12/2012	0.017	J		<0.008	U		0.046			<0.01	U		<0.016	U		<0.06	U		<0.0034	U		<0.015	U		0.0067	J		<0.019	U		<0.0097	U	
		VMP-42-10-013113	1/31/2013	0.0045	J		<0.0073	U		0.0023	J		<0.0094	U		<0.014	U		<0.055	U		<0.0031	U		<0.013	U		<0.017	U		<0.018	J	U	<0.0089	U	
	20 ft	VMP-42-20-071912	7/19/2012	0.028			<0.0048	U	UJ	0.038			<0.0063	U		<0.0097	U		<0.036	U		<0.0021	U		0.0073	J	J	0.016			0.0068	J		<0.0059	U	
		VMP-42-20-101212	10/12/2012	0.013	J		<0.0071	U		0.0067			<0.0091	U		<0.014	U		<0.053	U		<0.003	U		<0.013	U		<0.016	U		<0.017	U		<0.0086	U	
		VMP-42-20-101212-Dup	10/12/2012	0.024	J		<0.0071	U		0.008			<0.0092	U		<0.014	U		<0.054	U		<0.003	U		0.0049	J		0.0054	J		<0.017	U		<0.0087	U	
		VMP-42-20-013113	1/31/2013	0.0073	J		<0.0067	U		0.0063			<0.0086	U		<0.013	U		<0.05	U		<0.0028	U		0.012	J		<0.015	U		<0.016	J	U	<0.0081	U	
	30 ft	VMP-42-30-041912	4/19/2012	<8.9	U		<4.8	U		3.1			<3.6	U		<9.7	U		<3.6	U		<2.1	U		1400			<11	U		<2.9	U		<5.9	U	
		VMP-42-30-071912	7/19/2012	0.047		J	<0.0045	U	UJ	0.077		J	<0.0059	U		<0.009	U		<0.034	U		<0.0019	U		35	J	J	0.031		J	0.03		J	<0.0055	U	
		VMP-42-30-101212	10/12/2012	0.031	J		<0.0075	U		0.011			<0.0097	U		<0.015	U		<0.056	U		<0.0032	U		0.56			0.005	J		0.018			<0.0091	U	
		VMP-42-30-101212-Dup	10/12/2012	0.021	J		<0.0075	U		0.0072			<0.0097	U		<0.015	U		<0.056	U		<0.0032	U		0.54			<0.017	U		0.018			<0.0091	U	
		VMP-42-30-013113	1/31/2013	0.0062	J		<0.0071	U		<0.0044	U		<0.0092	U		<0.014	U		<0.054	U		<0.003	U		0.33			<0.016	U		0.0061	J		<0.0087	U	
VMP-43	10 ft	VMP-43-10-041612	4/16/2012	0.073			<0.0051	U		0.56			<0.0066	U		<0.01	U		0.007	J		<0.0022	U		0.011			0.045			0.02			<0.0062	U	
		VMP-43-10-071912	7/19/2012	0.097			<0.0097	U		0.044			<0.012	U		<0.019	U		<0.073	U		<0.0041	U		0.11	J	J	0.028			0.0059	J		<0.012	U	
		VMP-43-10-101612	10/16/2012	0.04			<0.0082	U		0.022			<0.011	U		<0.016	U		<0.062	U		<0.0035	U		<0.015	U		<0.019	U		0.015	J		<0.01	U	
	20 ft	VMP-43-20-041612	4/16/2012	0.093			<0.049	U		0.091			<0.064	U		<0.099	U		<0.037	U		<0.021	U		15			0.019	J		0.086			<0.06	U	
		VMP-43-20-071912	7/19/2012	0.1			<0.018	U		0.077			<0.023	U		<0.036	U		<0.13	U		<0.0076	U		0.36	J	J	0.024	J		0.018	J		<0.022	U	
		VMP-43-20-101812	10/18/2012	0.29			<0.0068	U		0.0026	J		<0.0088	U		<0.014	U		<0.051	U		<0.0029	U		0.032			0.006	J		<0.016	U		<0.0083	U	
		VMP-43-20-012413	1/24/2013	0.01	J		<0.0068	U		0.0021	J		<0.0088	U		<0.014	U		<0.051	U		<0.0029	U		0.016			<0.016	U		<0.016	J	U	<0.0083	U	
	30 ft	VMP-43-30-042312	4/23/2012	0.05	J		<0.18	U		0.84			<0.059	U		<0.09	U		<0.034	U		<0.019	U		0.13			0.02	J		0.012	J		<0.055	U	
		VMP-43-30-071912	7/19/2012	0.064			<0.0049	U		0.063			<0.0064	U		<0.0099	U		<0.037	J	U	<0.0021	U		0.072	J	J	0.017			0.011	J		<0.006	U	
		VMP-43-30-101812	10/18/2012	0.02	J		<0.0071	U		0.29			0.0018	J		<0.014	U		<0.054	U		<0.003	U		0.0087	J		<0.018	U		<0.017	U		<0.0087	U	
		VMP-43-30-012413	1/24/2013	0.0055	J		<0.007	U		0.012			<0.009	U		<0.014	U		<0.052	U		<0.003	U		0.004	J		<0.016	U		<0.017	J	U	<0.0085	U	
VMP-44	10 ft	VMP-44-10-041912	4/19/2012	0.38	J		<2.4	U		<1.5	U		<3.1	U		<4.7	U		<1.8	U		<1	U		110			<5.4	U		<1.4	U		<2.9	U	
		VMP-44-10-072012	7/20/2012	<1.4	U		<0.79	U		4.2		J	<1	U		<1.6	U		<0.6	U		<0.34	U		26		J	<1.8	U		<0.48	U		<0.96	U	
		VMP-44-10-081012	8/10/2012	<0.87	U		<0.47	U		3.3		J	<0.61	U		<0.94	U		<0.36	U		<0.2	U		18		J	<1.1	U		<0.28	U		<0.58	U	
		VMP-44-10-101212	10/12/2012	<2.7	U		<1.4	U		1.1			<1.9	U		<2.9	U		<1.1	U		<0.62	U		<2.7	U		<3.3	U		<0.88	U		<1.8	U	
		VMP-44-10-012513	1/25/2013	<1.1	U		<0.6	U		0.53			<0.77	U		<1.2	U		<0.45	U		<0.25	U		3.1			<1.4	U		<0.36	U		<0.72	U	
	20 ft	VMP-44-20-041912	4/19/2012	0.53	J		<0.52	U		4.1			<0.67	U		<1	U		<0.39	U		<0.22	U		130			<1.2	U		0.35			<0.63	U	
		VMP-44-20-072512	7/25/2012	<1.6	U		<0.89	U		3		J	<1.1	U		<1.8	U		<0.67	U		<0.38	U		75		J	<2	U		0.061	J	J	<1.1	U	
		VMP-44-20-101212	10/12/2012	<5.4	U		<3	U		1.5	J		<3.8	U		<5.9	U		<2.2	U		<1.3	U		9.4			<6.7	U		<1.8	U		<3.6	U	
		VMP-44-20-012513	1/25/2013	<0.4	U		<0.22	U		0.065	J		<0.28	U		<0.43	U		<0.16	U		<0.092	U		0.46			<0.49	U		<0.13	U		<0.26	U	
	30 ft	VMP-44-30-041912	4/19/2012	0.53	J		<0.3	U		32			<0.39	U		<0.6	U		<0.23	U		<0.13	U		77			<0.69	U		0.038	J		<0.37	U	
		VMP-44-30-072512	7/25/2012	0.072	J		<0.051	U		14			<0.066	U		<0.1	U		<0.038	U		<0.022	U		7.4			0.012	J		0.28			<0.062	U	
		VMP-44-30-072512-Dup	7/25/2012	0.06	J		<0.051	U		14			<0.066	U		<0.1	U		<0.038	U		<0.022	U		7.3			0.016	J		0.28			<0.062	U	
		VMP-44-30-101512	10/15/2012	<1.4	U		<0.31	U		4			<0.4	U		<0.62	U		<2.3	U		<0.13	U		7			<0.71	U		<0.75	U		<0.38	U	
		VMP-44-30-101512-Dup	10/15/2012	<1.3	U		<0.29	U		3.9			<0.38	U		<0.58	U		<2.2	U		<0.12	U		6.9			<0.67	U		0.22	J	J	<0.36	U	
		VMP-44-30-012513	1/25/2013	15		J	<0.075	U	UJ	0.037	J	J	<0.097	U	UJ	<0.15	U	UJ	<0.056	U	UJ	<0.032	U	UJ	0.042	J	J	<0.17	U	UJ	<0.045	U	UJ	<0.092	U	UJ
VMP-45	10 ft	VMP-45-10-041912	4/19/2012	0.029			<0.0047	U		0.052			<0.0061	U		<0.0094	U		<0.036	U		<0.002	U		<0.0087	U		0.023			<0.011	J	U	<0.0058	U	
		VMP-45-10-071912	7/19/2012	0.047			<0.0048	U		0.005			<0.0063	U		<0.0097	U		<0.036	U		<0.0021	U		(ppbV)	J	J	0.042			0.0055	J		<0.0059	U	
		VMP-45-10-101512	10/15/2012	0.015	J		<0.0075	U		0.0036	J		<0.0097	U		<0.015	U		<0.056	U		<0.0032	U		<0.014	U		<0.017	U		<0.018	J	U	<0.0092	U	
		VMP-45-10-013013	1/30/2013	0.018	J		<0.0065	U		0.016			<0.0084	U		<0.013	U		<0.049	U		<0.0028	U		0.005	J		<0.015	U		<0.016	J	U	<0.0079	U	
	20 ft	VMP-45-20-041912	4/19/2012	0.072	J		<0.3	U		0.63			<0.38	U		<0.59	U		<0.22	U		<0.13	U		0.72			<0.67	U		<0.18	U		<0.36	U	
		VMP-45-20-071912	7/19/2012	0.47			<0.092	U		0.018	J		<0.12	U		<0.18	U		<0.69	U		<0.039	U		0.21	J	J	0.032	J		0.26			<0.11	U	
		VMP-45-20-101512	10/15/2012	0.016	J		<0.0071	U		0.0053			<0.0092	U		<0.014	U		<0.054	U		<0.003	U		0.048			<0.016	U		<0.017	U		<0.0087	U	
		VMP-45-20-013013	1/30/2013	0.024	J		<0.0068	U		<0.0042	U		<0.0088	U		<0.014	U		<0.051	U		<0.0029	U		0.021			0.0036	J		<0.016	J	U	<0.0083	U	
	30 ft	VMP-45-30-041912	4/19/2012	0.078	J	J	<0.2	U		<0.12	U		<0.26	U		<0.39	U		<0.15	U		<0.084	U		4.9		J	<0.45	U		0.036	J	J	<0.24	U	
		VMP-45-30-071912	7/19/2012	<0.091	U		<0.049	U		<0.03	U		<0.064	U		<0.099	U		<0.037	U		<0.021	U		0.08	J		<0.11	U		<0.03	U		<0.06	U	
		VMP-45-30-101512	10/15/2012	0.025	J		<0.0071	U		0.0052			<0.0092	U		<0.014	U		<0.054	U		<0.003	U		0.034			0.0064	J		<0.017	U		<0.0087	U	
		VMP-45-30-101512-Dup	10/15/2012	0.013	J		<0.0071	U		0.0051			<0.0091	U		<0.014	U		<0.053	U		<0.003	U		0.04			<0.016	U		<0.017	J	U	<0.0086	U	
		VMP-45-30-013013	1/30/2013	0.052	J		<0.012	U		0.0058	J		<0.016	U		<0.025	U		<0.094	U		<0.0054	U		0.011	J		<0.028	U		<0.03	J	U	<0.015	U	

SEE LAST PAGE OF TABLE FOR NOTES

TABLE 5
CUMULATIVE SUMMARY OF SOIL VAPOR ANALYTICAL DETECTIONS AND SCREENING RESULTS: VILLAGE - VOCS

Location	Depth	Sample ID	Sample Date	Acetone			alpha-Chlorotoluene			Benzene			Bromodichloromethane			Bromoform			Bromomethane			1,3-Butadiene			Butane			2-Butanone			Carbon disulfide			Carbon tetrachloride		
				750000						0.37			450000			11			6.9									6400			780			0.21		
				Result (mg/m^3)	Lab Quals	URS Quals	Result (mg/m^3)	Lab Quals	URS Quals	Result (mg/m^3)	Lab Quals	URS Quals	Result (mg/m^3)	Lab Quals	URS Quals	Result (mg/m^3)	Lab Quals	URS Quals	Result (mg/m^3)	Lab Quals	URS Quals	Result (mg/m^3)	Lab Quals	URS Quals	Result (mg/m^3)	Lab Quals	URS Quals	Result (mg/m^3)	Lab Quals	URS Quals	Result (mg/m^3)	Lab Quals	URS Quals	Result (mg/m^3)	Lab Quals	URS Quals
VMP-47	5 ft	VMP-47-5-012113	1/21/2013	0.026	J		0.001	J		0.0018	J		<0.0097	U		<0.015	U		<0.056	J	U	<0.0032	U		0.058			0.0059	J		<0.018	U		<0.0091	U	
		[1]VMP-47-5-012313-R	1/23/2013	<46	U		<25	U		<15	U		<32	U		<50	U		<19	U		<11	U		4900			<57	U		<15	U		<30	U	
	10 ft	VMP-47-10-012113	1/21/2013	0.0084	J		<0.0071	U		0.0051			<0.0092	U		<0.014	U		<0.054	J	U	<0.003	U		0.007	J		<0.016	U		<0.017	U		<0.0087	U	
		[1]VMP-47-10-012313-R	1/23/2013	<1.1	U		<0.63	U		0.11	J		<0.81	U		<1.2	U		<0.47	U		<0.27	U		460			<1.4	U		<0.38	U		<0.76	U	
	20 ft	VMP-47-20-012113	1/21/2013	<12	U		<6.5	U		<4	U		<8.4	U		<13	U		<4.9	U		<2.8	U		1200			<15	U		<3.9	U		<7.9	U	
		[1]VMP-47-20-012313-R	1/23/2013	<28	U		<15	U		<9.5	U		<20	U		<31	U		<12	U		<6.6	U		4100			<35	U		<9.3	U		<19	U	
	30 ft	VMP-47-30-012113	1/21/2013	<8.7	U		<4.8	U		<2.9	U		<6.2	U		<9.5	U		<3.6	U		<2	U		1300			<11	U		<2.9	U		<5.8	U	
		[1]VMP-47-30-012313-R	1/23/2013	<45	U		<25	U		<15	U		<32	U		<49	U		<18	U		<10	U		4800			<56	U		<15	U		<30	U	
VMP-48	5 ft	VMP-48-5-020113	2/1/2013	0.01	J		<0.0066	U		0.0048			<0.0086	U		<0.013	U		<0.05	U		<0.0028	U		0.012	J		<0.015	U		<0.018	J	U	<0.0081	U	
	10 ft	VMP-48-10-020113	2/1/2013	0.01	J		<0.0069	U		0.0087			<0.0089	U		<0.014	U		<0.052	U		<0.0029	U		<0.013	U		<0.016	U		<0.016	J	U	<0.0084	U	
	20 ft	VMP-48-20-020113	2/1/2013	0.013	J		<0.0066	U		0.002	J		<0.0085	U		<0.013	U		<0.05	U		<0.0028	U		0.092			0.0026	J		<0.016	J	U	<0.008	U	
	30 ft	VMP-48-30-020113	2/1/2013	0.0059	J	J	<0.0068	U		0.097			<0.0087	U		<0.013	U		<0.051	U		<0.0029	U		0.3			<0.015	U		0.024			<0.0082	U	
		VMP-48-30-020113-DUP	2/1/2013	<0.12	U	UJ	<0.027	U		0.12			<0.035	U		<0.054	U		<0.2	U		<0.012	U		0.36			<0.061	U		0.027	J		<0.033	U	
VMP-49	5 ft	VMP-49-5-020113	2/1/2013	0.027	J		<0.007	U		<0.0043	U		<0.009	U		<0.014	U		<0.052	U		<0.003	U		<0.013	U		0.0055	J		<0.017	J	U	<0.0085	U	
	10 ft	VMP-49-10-020113	2/1/2013	0.0084	J		<0.0068	U		0.033			<0.0088	U		<0.014	U		<0.051	U		<0.0029	U		0.0048	J		<0.016	U		<0.016	J	U	<0.0083	U	
	20 ft	VMP-49-20-020113	2/1/2013	0.014	J		<0.0067	U		<0.0041	U		<0.0086	U		<0.013	U		<0.05	U		<0.0028	U		0.0078	J		<0.015	U		<0.016	J	U	<0.0081	U	
	30 ft	VMP-49-30-020113	2/1/2013	1	J		<0.32	U		0.4			<0.41	U		<0.64	U		<2.4	U		<0.14	U		6.5			<0.72	U		0.12	J		<0.39	U	
VMP-50	5 ft	VMP-50-5-020113	2/1/2013	0.007	J		<0.0065	U		0.0017	J		<0.0084	U		<0.013	U		<0.049	U		<0.0028	U		0.23			<0.015	U		<0.016	J	U	<0.0079	U	
	10 ft	VMP-50-10-020113	2/1/2013	0.0062	J		<0.0071	U		0.0026	J		0.0053	J		<0.014	U		<0.054	U		<0.003	U		0.058			<0.016	U		0.0024	J		<0.0087	U	
	20 ft	VMP-50-20-020113	2/1/2013	0.021	J		<0.028	U		0.011	J		<0.036	U		<0.055	U		<0.21	U		<0.012	U		0.069			<0.063	U		0.014	J		<0.034	U	
	30 ft	VMP-50-30-020113	2/1/2013	16	J		<6.7	U		92			<8.7	U		<13	U		<50	U		<2.9	U		440			<15	U		2.8	J		<8.1	U	
VMP-51	5 ft	VMP-51-5-020113	2/1/2013	0.0077	J		<0.0071	U		<0.0044	U		<0.0091	U		<0.014	U		<0.053	U		<0.003	U		<0.013	U		<0.016	U		<0.017	J	U	<0.0086	U	
	10 ft	VMP-51-10-020113	2/1/2013	0.0061	J		<0.0071	U		<0.0044	U		<0.0092	U		<0.014	U		<0.054	U		<0.003	U		<0.013	U		<0.016	U		<0.017	J	U	<0.0087	U	
	20 ft	VMP-51-20-021513-R	2/15/2013	0.013	J		<0.0068	U		0.0053			<0.0088	U		<0.014	U		<0.051	U		<0.0029	U		<0.012	U		<0.016	U		<0.016	U		<0.0083	U	
	30 ft	VMP-51-30-020413	2/4/2013	0.0062	J		<0.0075	U		0.056			<0.0097	U		<0.015	U		<0.056	U		<0.0032	U		0.0071	J		<0.017	U		<0.018	J	U	<0.0091	U	
		VMP-51-30-020413-DUP	2/4/2013	0.01	J		<0.0073	U		0.091			<0.0094	U		<0.014	U		<0.054	U		<0.0031	U		0.012	J		<0.016	U		<0.018	J	U	<0.0088	U	
VMP-52	5 ft	VMP-52-5-020413	2/4/2013	0.011	J		<0.0065	U		0.073			<0.0084	U		<0.013	U		<0.049	U		<0.0028	U		0.005	J		0.0028	J		<0.016	J	U	<0.0079	U	
	10 ft	VMP-52-10-020413	2/4/2013	0.006	J		<0.0062	U		<0.0038	U		<0.008	U		<0.012	U		<0.047	U		<0.0026	U		0.027			<0.014	U		0.023			<0.0076	U	
	20 ft	VMP-52-20-020413	2/4/2013	0.013	J		<0.0069	U		0.076		J	<0.009	U		<0.014	U		0.0025	J		<0.003	U		0.082			0.0047	J		0.0092	J		<0.0084	U	
		VMP-52-20-020413-DUP	2/4/2013	0.0058	J		<0.0066	U		0.012		J	<0.0086	U		<0.013	U		<0.05	U		<0.0028	U		0.069			<0.015	U		0.0088	J		<0.0081	U	
	30 ft	VMP-52-30-020413	2/4/2013	0.088			<0.0073	U		0.0017	J		<0.0094	U		<0.014	U		<0.054	U		<0.0031	U		0.082			<0.016	U		<0.018	J	U	<0.0088	U	
VMP-53	5 ft	VMP-53-5-020513	2/5/2013	0.015	J		<0.0067	U		<0.0041	U		<0.0086	U		<0.013	U		<0.05	U		<0.0028	U		0.0032	J		<0.015	U		<0.016	J	U	<0.0081	U	
	10 ft	VMP-53-10-020513	2/5/2013	0.0094	J		<0.0068	U		0.059			<0.0088	U		<0.014	U		<0.051	U		<0.0029	U		0.0051	J		<0.016	U		<0.016	J	U	<0.0083	U	
		VMP-53-10-020513-DUP	2/5/2013	0.0096	J		<0.0064	U		0.017			<0.0083	U		<0.013	U		<0.048	U		<0.0027	U		0.0032	J		<0.014	U		<0.015	J	U	<0.0078	U	
	20 ft	VMP-53-20-020513	2/5/2013	0.011	J		<0.0068	U		0.086			<0.0088	U		<0.014	U		<0.051	U		<0.0029	U		<0.012	U		<0.016	U		<0.016	J	U	<0.0083	U	
	30 ft	VMP-53-30-020513	2/5/2013	0.0076	J		<0.007	U		<0.0043	U		<0.009	U		<0.014	U		<0.052	U		<0.003	U		<0.013	U		<0.016	U		<0.017	J	U	<0.0085	U	
VMP-54	5 ft	VMP-54-5-020613	2/6/2013	0.0092	J		<0.0071	U		0.0024	J		<0.0092	U		<0.014	U		<0.054	U		<0.003	U		0.025			<0.016	U		<0.017	J	U	<0.0087	U	
	10 ft	VMP-54-10-020613	2/6/2013	0.0094	J		<0.0073	U		<0.0045	U		<0.0094	U		<0.014	U		<0.055	U		<0.0031	U		0.0051	J		<0.017	U		<0.018	J	U	<0.0089	U	
	20 ft	VMP-54-20-020613	2/6/2013	0.029	J		<0.0071	U		0.0028	J		<0.0092	U		<0.014	U		<0.054	U		<0.003	U		0.0049	J		0.005	J		<0.017	J	U	<0.0087	U	
		VMP-54-20-020613-DUP	2/6/2013	0.023	J		<0.0071	U		0.036			<0.0092	U		<0.014	U		<0.054	U		<0.003	U		0.0061	J		0.0033	J		<0.017	J	U	<0.0087	U	
	30 ft	VMP-54-30-020613	2/6/2013	0.012	J		<0.0077	U		0.014		J	<0.0099	U		<0.015	U		<0.057	U		<0.0033	U		<0.014	U		<0.017	U		<0.018	J	U	<0.0093	U	
		VMP-54-30-020613-DUP	2/6/2013	0.013	J		<0.0077	U		0.0045	J	J	<0.0099	U		<0.015	U		<0.057	U		<0.0033	U		<0.014	U		<0.017	U		<0.018	J	U	<0.0093	U	

SEE LAST PAGE OF TABLE FOR NOTES

TABLE 5
CUMULATIVE SUMMARY OF SOIL VAPOR ANALYTICAL DETECTIONS AND SCREENING RESULTS: VILLAGE - VOCS

Location	Depth	Sample ID	Sample Date	Chlorobenzene			Chlorodibromomethane			Chloroethane			Chloroform			Chloromethane			Cyclohexane			1,2-Dibromoethane			1,2-Dichlorobenzene			1,3-Dichlorobenzene			1,4-Dichlorobenzene			Dichlorodifluoromethane		
				69			57000						0.11									0.011			290						1200					
				Result (mg/m^3)	Lab Quals	URS Quals	Result (mg/m^3)	Lab Quals	URS Quals	Result (mg/m^3)	Lab Quals	URS Quals	Result (mg/m^3)	Lab Quals	URS Quals	Result (mg/m^3)	Lab Quals	URS Quals	Result (mg/m^3)	Lab Quals	URS Quals	Result (mg/m^3)	Lab Quals	URS Quals	Result (mg/m^3)	Lab Quals	URS Quals	Result (mg/m^3)	Lab Quals	URS Quals	Result (mg/m^3)	Lab Quals	URS Quals	Result (mg/m^3)	Lab Quals	URS Quals
VMP-1	5 ft	VMP-1-5-082510	8/25/2010	<0.02	U		<0.036	U		<0.011	U		<0.021	U		<0.035	U		0.02			<0.033	U		<0.026	U		<0.026	U		<0.026	U		0.0028	J	
		VMP-1-5-111710	11/17/2010	<0.024	U		<0.044	U		<0.014	U		<0.025	U		<0.042	U		0.14			<0.04	U		<0.031	U		<0.031	U		<0.031	U		<0.025	U	
		VMP-1-5-020411	2/4/2011	<0.46	U		<0.86	U		<0.27	U		<0.49	U		<0.83	U		8.1			<0.78	U		<0.61	U		<0.61	U		<0.61	U		<0.5	U	
		VMP-1-5-041211	4/12/2011	<0.0061	J	U	0.0023	J		<0.014	U		<0.0064	U		<0.011	U		0.21			<0.01	U		<0.0079	U		<0.0079	U		<0.0079	J	U	0.002	J	
		VMP-1-5-080111	8/1/2011	<0.0061	U		<0.011	U		<0.014	U		<0.0064	U		<0.011	U		0.0083			<0.01	U		<0.0079	U		0.0014	J		0.0024	J		0.0023	J	
		VMP-1-5-110311	11/3/2011	<16	U		<30	U		<37	U		<17	U		<29	U		4.8	J		<27	U		<21	U		<21	U		<21	U		<17	U	
		VMP-1-5-013012	1/30/2012	<1.3	U		<2.5	U		<3.1	U		<1.4	U		<2.4	U		23		J	<2.2	U		<1.8	U		<1.8	U		<1.8	U		<1.4	U	
		VMP-1-5-041312	4/13/2012	<0.0041	J	U	<0.0076	U		<0.0094	U		<0.0044	U		<0.018	U		<0.0031	J	U	<0.0069	U		<0.0054	U		<0.0054	U		<0.0054	J	U	0.0024	J	
		VMP-1-5-071612	7/16/2012	<0.0042	J	U	<0.0078	U		<0.0096	U		0.002	J		<0.019	U		0.036			<0.007	U		<0.0055	U		<0.0055	U		<0.0055	J	U	0.0026	J	
		VMP-1-5-101112	10/11/2012	<0.01	U		<0.02	U		<0.024	U		<0.011	U		<0.047	U		0.13			<0.018	U		<0.014	U		<0.014	U		<0.014	U		0.0025	J	
		[x]VMP-1-5-012113	1/21/2013	<0.12	U		<0.22	U		<0.27	U		<0.12	U		<0.53	U		0.88			<0.2	U		<0.16	U		<0.16	U		0.02	J		<0.13	U	
		[x]VMP-1-5-012313-R	1/23/2013	<5.4	U		<9.9	U		<12	U		<5.7	U		<9.6	U		33			<9	U		<7	U		<7	U		<7	U		<5.8	U	
	8.5 ft	VMP-1-8.5-082510	8/25/2010	<0.059	U		<0.11	U		<0.034	U		<0.063	U		<0.11	U		<0.044	U		<0.099	U		<0.077	U		<0.077	U		<0.077	U		<0.064	U	
		VMP-1-8.5-111710	11/17/2010	<0.011	U		<0.021	U		<0.0065	U		<0.012	U		<0.02	U		0.043			<0.019	U		<0.015	U		<0.015	U		<0.015	U		0.0023	J	
		VMP-1-8.5-111710-Dup	11/17/2010	<0.011	U		<0.021	U		<0.0065	U		<0.012	U		<0.02	U		0.034			<0.019	U		<0.015	U		<0.015	U		<0.015	U		0.0024	J	
		VMP-1-8.5-020411	2/4/2011	<0.91	U		<1.7	U		<0.52	U		<0.97	U		<1.6	U		9.2			<1.5	U		<1.2	U		<1.2	U		<1.2	U		<0.98	U	
		VMP-1-8.5-041211	4/12/2011	<0.008	J	U	<0.015	U		<0.018	U		<0.0085	U		<0.014	U		0.067			<0.013	U		<0.01	U		<0.01	U		<0.01	J	U	0.002	J	
		VMP-1-8.5-080111	8/1/2011	<3.3	U		<6.1	U		<7.6	U		<3.5	U		<5.9	U		7.1			<5.5	U		<4.3	U		<4.3	U		<4.3	U		<3.6	U	
		VMP-1-8.5-080111-Dup	8/1/2011	<3.2	U		<6	U		<7.4	U		<3.4	U		<5.8	U		11			<5.4	U		<4.2	U		<4.2	U		<4.2	U		<3.5	U	
		VMP-1-8.5-110311	11/3/2011	<37	U		<68	U		<85	U		<39	U		<66	U		11	J		<62	U		<48	U		<48	U		<48	U		<40	U	
		VMP-1-8.5-013012	1/30/2012	<8	U		<15	U		<18	U		<8.5	U		<14	U		19			<13	U		<10	U		<10	U		<10	U		<8.6	U	
		VMP-1-8.5-041612	4/16/2012	<0.0049	U		<0.009	U		<0.011	U		<0.0052	U		<0.022	U		0.0093			0.0023	J		<0.0064	U		<0.0064	U		<0.0064	J	U	0.0028	J	
		VMP-1-8.5-041612-Dup	4/16/2012	<0.0047	U		<0.0088	U		<0.011	U		<0.005	U		<0.021	U		0.0076			0.0018	J		<0.0062	U		<0.0062	U		<0.0062	J	U	0.003	J	
		VMP-1-8.5-071612	7/16/2012	<0.0042	J	U	<0.0078	U		<0.0097	U		0.00077	J		<0.019	U		0.0032			<0.0071	U		<0.0055	U		<0.0055	U		<0.0055	J	U	0.0026	J	
		VMP-1-8.5-101112	10/11/2012	<0.0065	U		<0.012	U		<0.015	U		<0.0069	U		<0.029	U		0.073			<0.011	U		<0.0085	U		<0.0085	J	U	<0.0085	J	U	0.0021	J	
		[x]VMP-1-8.5-012113	1/21/2013	<0.12	U		<0.21	U		<0.26	U		<0.12	U		<0.52	U		0.62			<0.19	U		<0.15	U		<0.15	U		<0.15	U		<0.12	U	
		[x]VMP-1-8.5-012313-R	1/23/2013	<0.11	U		<0.2	U		<0.24	U		<0.11	U		<0.19	U		1.4			<0.18	U		<0.14	U		<0.14	U		<0.14	U		<0.12	U	
	23.5 ft	VMP - 1 - 23.5 - 083010	8/30/2010	<2.1	U		<3.8	U		<1.2	U		<2.2	U		<3.7	U		130			<3.4	U		<2.7	U		<2.7	U		<2.7	U		<2.2	U	
		VMP-1-23.5-111810	11/17/2010	<0.0057	U		<0.01	U		<0.0032	U		0.00066	J		<0.01	U		0.0082			<0.0095	U		<0.0074	U		<0.0074	U		<0.0074	U		0.0023	J	
		VMP-1-23.5-020411	2/4/2011	<5.4	U		<9.9	U		<3.1	U		<5.7	U		<9.6	U		150			<9	U		<7	U		<7	U		<7	U		<5.8	U	
		VMP-1-23.5-041211	4/12/2011	<8.7	U		<16	U		4.4	J		<9.3	U		<16	U		3.2	J		<15	U		<11	U		<11	U		<11	U		<9.4	U	
		VMP-1-23.5-041211-DUP	4/12/2011	<11	U		<20	U		<25	U		<12	U		<20	U		5.3	J		<18	U		<14	U		<14	U		<14	U		<12	U	
		VMP-1-23.5-080111	8/1/2011	<59	U		<110	U		<140	U		<63	U		<110	U		110			<99	U		<78	U		<78	U		<78	U		<64	U	
		VMP-1-23.5-110611	11/6/2011	6.6	J		<26	U		<32	U		<15	U		<25	U		38			<23	U		<18	U		<18	U		<18	U		<15	U	
		VMP-1-23.5-013112	1/31/2012	<28	U		<51	U		<63	U		<29	U		<50	U		32			<46	U		<36	U		<36	U		<36	U		<30	U	
		VMP-1-23.5-041612	4/16/2012	<2.2	U		<4.1	U		<5	U		<2.3	U		<3.9	U		6.6			<3.7	U		<2.9	U		<2.9	U		<2.9	U		<2.4	U	
		VMP-1-23.5-071612	7/16/2012	<28	U		<51	U		<64	U		<29	U		<50	U		37			<46	U		<36	U		<36	U		<36	U		<30	U	
		VMP-1-23.5-102412	10/24/2012	<55	U		<100	U		<130	U		<59	U		<100	U		23	J		<92	U		<72	U		<72	U		<72	U		<60	U	
		[x]VMP-1-23.5-012113	1/21/2013	<0.062	U	UJ	<0.11	U	UJ	<0.14	U	UJ	<0.066	U	UJ	<0.28	U	UJ	0.64		J	<0.1	U	UJ	<0.081	U	UJ	<0.081	U	UJ	<0.081	U	UJ	<0.066	U	UJ
		[x]VMP-1-23.5-012313-R	1/23/2013	<74	U		<140	U		<170	U		<79	U		<130	U		160			<120	U		<97	U		<97	U		<97	U		<80	U	
	38.5 ft	VMP-1-38.5-073112	7/31/2012	<0.0043	U		<0.008	U		<0.0099	U		0.0011	J		0.022			<0.0032	U		<0.0072	U		<0.0056	U		<0.0056	U		<0.0056	U		0.0025	J	
		VMP-1-38.5-102612	10/26/2012	<3	U		<5.5	U		<6.9	U		<3.2	U		<5.4	U		20			<5	U		<3.9	U		<3.9	U		<3.9	U		<3.2	U	
		[x]VMP-1-38.5-012113	1/21/2013	<0.04	U	UJ	<0.075	U	UJ	<0.093	U	UJ	<0.043	U	UJ	<0.18	U	UJ	0.62		J	<0.068	U	UJ	<0.053	U	UJ	<0.053	U	UJ	<0.053	U	UJ	<0.044	U	UJ
		[x]VMP-1-38.5-012313-R	1/23/2013	<55	U		<100	U		<120	U		<58	U		<98	U		94			<91	U		<72	U		<72	U		<72	U		<59	U	
VMP-2	5 ft	VMP - 2 - 5 - 083110	8/31/2010	<2.1	U		<3.8	U		<1.2	U		<2.2	U		<3.7	U		28			<3.4	U		<2.7	U		<2.7	U		<2.7	U		<2.2	U	
		VMP-2-5-111610	11/16/2010	<3	U		<5.6	U		<1.7	U		<3.2	U		<5.4	U		<2.3	U		<5.1	U		<4	U		<4	U		<4	U		<3.3	U	
		VMP-2-5-020411	2/4/2011	<0.79	U		<1.5	U		<0.46	U		<0.84	U		<1.4	U		4.9			<1.3	U		<1	U		<1	U		<1	U		<0.85	U	
		VMP-2-5-041311	4/13/2011	<0.0064	J	U	<0.012	U		<0.015	U		<0.0068	U		<0.011	U		0.044			<0.011	U		<0.0084	U		<0.0084	U		<0.0084	J	U	0.0022	J	
		VMP-2-5-080211	8/2/2011	<6.6	U		<12	U		<15	U		<7	U		<12	U		35			<11	U		<8.7	U		<8.7	U		<8.7	U		<7.1	U	
		VMP-2-5-110711	11/7/2011	<0.0039	J	U	<0.0073	U		<0.009	U		<0.0042	U		<0.0071	U		<0.0029	U		<0.0066	U		<0.0051	U		<0.0051	U		<0.0051	U		0.0031	J	
		VMP-2-5-012512	1/25/2012	0.17	J		<0.83	U		<1	U		<0.47	U		<0.8	U		0.27	J		<0.74	U		<0.58	U		<0.58	U		<0.58	U		<0.48	U	
		VMP-2-5-042512	4/25/2012	0.0077	J		<0.032	U		<0.04	U		<0.019	U		<0.079	U		0.092			<0.029	U		<0.023	U		<0.023	U		<0.023	U		0.003	J	
		VMP-2-5-071612	7/16/2012	<0.0043	J	U	<0.0079	U		<0.0098	U		0.0067			<0.019	U		0.0064			<0.0071	U		<0.0056	U		<0.0056	U		<0.0056	J	U	0.0023	J	
		VMP-2-5-102412	10/24/2012	<0.0066	J	U	<0.012	U		<0.015	U		<0.007	U		<0.03	U		<0.0049	U		<0.011	U		<0.0086	U		<0.0086	U		<0.0086	U		0.0028	J	
		VMP-2-5-013113	1/31/2013	<0.0064	U		<0.012	U		<0.014	U		<0.0067	U		<0.028	U		<0.0048	U		<0.011	U		<0.0083	U		<0.0083	U		<0.0083	U		0.0021	J	
	8.5 ft	VMP-2-8.5-083110	8/31/2010	<2.1	U		<3.9	U		<1.2	U		<2.2	U		<3.8	U		57			<3.5	U		<2.8	U		<2.8	U		<2.8	U		<2.3	U	
		VMP-2-8.5-111610	11/16/2010	<5.8	U		<11	U		<3.3	U		<6.2	U		<10	U		<4.3	U		<9.7	U		<7.6	U		<7.6	U		<7.6	U		<6.2	U	
		VMP-2-8.5-020411	2/4/2011	<2	U		<3.7	U		<1.1	U		<2.1	U		<3.6	U		9.6			<3.3	U		<2.6	U		<2.6	U		<2.6	U		<2.1	U	
		VMP-2-8.5-041311	4/13/2011	0.098	J		<1.1	U		<1.4	U		0.11	J		<1.1	U		0.14	J		<1	U		<0.79	U		<0.79	U		<0.79	U		<0.65	U	
		VMP-2-8.5-080211	8/2/2011	<24	U		<45	U		<56	U		<26	U		<44	U		52			<41	U		<32	U		<32	U		<32	U		<26	U	
		VMP-2-8.5-110711	11/7/2011	<0.052	U		<0.097	U		<0.12	U		<0.056	U		<0.094	U		<0.039	U		<0.088	U		<0.068	U		<0.068	U		<0.068	U		<0.056	U	
		VMP-2-8.5-012612	1/26/2012	<2.3	U		<4.3	U		<5.3	U		<2.5	U		<4.2	U		4.1			<3.9	U		<3	U		<3	U		<3	U		<2.5	U	
		VMP-2-8.5-012612-DUP	1/26/2012	<2.3	U		<4.3	U		<5.3	U		<2.5	U		<4.2	U		5.4		J	<3.9	U		<3	U		<3	U		<3	U		<2.5	U	
		VMP-2-8.5-041612	4/16/2012	<0.0045	U		<0.0083	U		<0.01	U		<0.0048	U		<0.02	U		0.0096			<0.0075	U		<0.0059	U		<0.0059	U		<0.0059	J	U	0.0029	J	
		VMP-2-8.5-041612-Dup	4/16/2012	<0.0046	U		<0.0086	U		<0.011	U		<0.0049	U		0.00093	J		0.0094			0.0017	J		<0.006	U		<0.006	U		<0.006	J	U	0.003	J	
		VMP-2-8.5-071612	7/16/2012	<0.0049		U	<0.0095	U		<0.012	U		0.0068			<0.023	U		<0.0038	J	U	<0.0086	J	U	<0.0067	J	U	<0.0067	J	U	<0.0067	J	U	0.0029	J	
		VMP-2-8.5-071612-Dup	7/16/2012	<0.0042	J	U	<0.0078	U		<0.0097	U		0.0063			<0.019	U		0.0015	J		<0.0071	U		<0.0055	U		<0.0055	U		<0.0055	J	U	0.0032	J	
		VMP-2-8.5-102312	10/23/2012	<0.0067	J	U	<0.012	U		<0.015	U		<0.0071	U		<0.03	U		0.04			<0.011	U		<0.0087	U		<0.0087	U		<0.0087	U		0.0025	J	
		VMP-2-8.5-020513	2/5/2013	<0.0068	U		<0.013	U		<0.016	U		<0.0072	U		<0.03	U		0.0071			<0.011	U		<0.0089	U		<0.0089	U		<0.0089	U		0.0023	J	
	22 ft	VMP-2-22-083110	8/31/2010	<3.2	U		<6	U		<1.9	U		<3.4	U		<5.8	U		81			<5.4	U		<4.2	U		<4.2	U		<4.2	U		<3.5	U	
		VMP-2-22-111610	11/16/2010	<6.1	U		<11	U		<3.5	U		<6.4	U		<11	U		<4.5	U		<10	U		<7.9	U		<7.9	U		<7.9	U		<6.5	U	
		VMP-2-22-020411	2/4/2011	<2.7	U		<5.1	U		<1.6	U		<2.9	U		<4.9	U		29			<4.6	U		<3.6	U		<3.6	U		<3.6	U		<2.9	U	
		VMP-2-22-041311	4/13/2011	0.89	J		<15	U		<18	U		<8.5	U		<14	U		4.2	J		<13	U		<10	U		<10	U		<10	U		<8.6	U	
		VMP-2-22-080211	8/2/2011	<32	U		<60	U		<74	U		<34	U		<58	U		57			<54	U		<42	U		<42	U		<42	U		<35	U	
		VMP-2-22-110711	11/7/2011	<1.7	U		<3.2	U		<3.9	U		<1.8	U		<3.1	U		1.1	J		<2.9	U		<2.2	U		<2.2	U		<2.2	U		<1.8	U	UJ
		VMP-2-22-012612	1/26/2012	<3.6	U		<6.6	U		<8.2	U		<3.8	U		<6.4	U		6.4		J	<6	U		<4.6	U		<4.6	U		<4.6	U		<3.8	U	
		VMP-2-22-042712	4/27/2012	<0.0037	J	U	<0.0068	U		<0.0085	U		0.0065			<0.017	U		0.0033			<0.0062	U		<0.0048	U		<0.0048	U		<0.0048	J	U	0.0026	J	
		VMP-2-22-071612	7/16/2012	<0.0044	J	U	<0.0081	U		<0.01	U		0.006			<0.02	U		0.0087			<0.0073	U		<0.0057	J	U	<0.0057	J	U	<0.0057	J	U	0.0029	J	
		VMP-2-22-102312	10/23/2012	<0.0067	J	U	<0.012	U		<0.015	U		<0.0071	U		<0.03	U		0.01			<0.011	U		<0.0087	U		<0.0087	U		<0.0087	U		0.0028	J	
		VMP-2-22-013113	1/31/2013	<0.0062	U		<0.011	U		<0.014	U		<0.0066	U		<0.028	U		<0.0046	U		<0.01	U		<0.0081	U		<0.0081	U		<0.0081	U		0.0025	J	
	42 ft	VMP-2-42-013113	1/31/2013	<60	U		<110	U		<140	U		<63	U		<270	U		150			<100	U		24	J		27	J		32	J		<64	U	

SEE LAST PAGE OF TABLE FOR NOTES

TABLE 5
CUMULATIVE SUMMARY OF SOIL VAPOR ANALYTICAL DETECTIONS AND SCREENING RESULTS: VILLAGE - VOCS

Location	Depth	Sample ID	Sample Date	Chlorobenzene			Chlorodibromomethane			Chloroethane			Chloroform			Chloromethane			Cyclohexane			1,2-Dibromoethane			1,2-Dichlorobenzene			1,3-Dichlorobenzene			1,4-Dichlorobenzene			Dichlorodifluoromethane		
				69			57000						0.11									0.011			290						1200					
				Result (mg/m^3)	Lab Quals	URS Quals	Result (mg/m^3)	Lab Quals	URS Quals	Result (mg/m^3)	Lab Quals	URS Quals	Result (mg/m^3)	Lab Quals	URS Quals	Result (mg/m^3)	Lab Quals	URS Quals	Result (mg/m^3)	Lab Quals	URS Quals	Result (mg/m^3)	Lab Quals	URS Quals	Result (mg/m^3)	Lab Quals	URS Quals	Result (mg/m^3)	Lab Quals	URS Quals	Result (mg/m^3)	Lab Quals	URS Quals	Result (mg/m^3)	Lab Quals	URS Quals
VMP-3	5 ft	VMP-3-5-090910	9/9/2010	<6.1	U		<11	U		<3.5	U		<6.5	U		<11	U		210			<10	U		<8	U		<8	U		<8	U		<6.6	U	
		VMP-3-5-112210	11/22/2010	<6.2	U		<11	U		<3.5	U		<6.6	U		<11	U		340			<10	U		<8.1	U		<8.1	U		<8.1	U		<6.6	U	
		VMP-3-5-020911	2/9/2011	<2.8	U		<5.2	U		<1.6	U		<3	U		<5	U		77			<4.6	U		<3.6	U		<3.6	U		<3.6	U		<3	U	
		VMP-3-5-041411	4/14/2011	<30	U		<55	U		<69	U		<32	U		<54	U		210			<50	U		<39	U		<39	U		<39	U		<32	U	
		VMP-3-5-080211	8/2/2011	<0.0072	U		<0.013	U		<0.016	U		<0.076	U		<0.013	U		0.0084			<0.012	U		<0.0093	U		<0.0093	U		<0.0093	U		<0.0077	U	
		VMP-3-5-110811	11/8/2011	<0.0039	U		<0.0073	U		<0.009	U		<0.0042	U		<0.0071	U		<0.0029	U		<0.0066	U		<0.0051	U		<0.0051	U		<0.0051	U		0.0019	J	
		VMP-3-5-110811-DUP	11/8/2011	<0.004	U		<0.0074	U		<0.0092	U		<0.0043	U		<0.0072	U		<0.003	U		<0.0067	U		<0.0053	U		<0.0053	U		<0.0053	U		0.002	J	
		VMP-3-5-012712	1/27/2012	<2	U		<3.7	U		<4.6	U		<2.1	U		<3.6	U		5.2			<3.4	U		<2.6	U		<2.6	U		<2.6	U		<2.2	U	
		VMP-3-5-041912	4/19/2012	<0.0044	U		<0.0081	U		<0.01	U		<0.0047	U		<0.02	U		0.015			0.002	J		<0.0057	U		<0.0057	J	U	<0.0057	J	U	0.0031	J	
		VMP-3-5-072712	7/27/2012	<0.0046	J	U	<0.0086	U		<0.011	U		0.0072			<0.021	U		0.00067	J		<0.0077	U		<0.006	J	U	<0.006	J	U	<0.006	J	U	0.0029	J	
	10 ft	VMP-3-10	6/21/2010	<7	U		<13	U		<4	U		<7.4	U		<12	U		1000			<12	U		<9.1	U		<9.1	U		<9.1	U		<7.5	U	
		VMP-3-10-091010	9/10/2010	<20	U		<36	U		<11	U		<21	U		<35	U		970			<33	U		<26	U		<26	U		<26	U		<21	U	
		VMP-3-10-092010	9/20/2010	<14	U		<26	U		<8.2	U		<15	U		<26	U		840			<24	U		<19	U		<19	U		<19	U		<15	U	
		VMP-3-10-112210	11/22/2010	<6.1	U		<11	U		<3.5	U		<6.4	U		<11	U		1300			<10	U		<7.9	U		<7.9	U		<7.9	U		<6.5	U	
		VMP-3-10-112210-Dup	11/22/2010	<8.5	U		<16	U		<4.8	U		<9	U		<15	U		1100			<14	U		<11	U		<11	U		<11	U		<9.1	U	
		VMP-3-10-020811	2/8/2011	<8.9	U		<16	U		<5.1	U		<9.5	U		<16	U		930			<15	U		<12	U		<12	U		<12	U		<9.6	U	
		VMP-3-10-041311	4/13/2011	<52	U		<96	U		<120	U		<55	U		<93	U		570			<86	U		<68	U		<68	U		<68	U		<56	U	
		VMP-3-10-080311	8/3/2011	0.13			<0.12	U		<0.15	U		<0.069	U		<0.12	U		3.6			<0.11	U		<0.085	U		<0.085	U		<0.085	U		<0.07	U	
		VMP-3-10-110811	11/8/2011	<0.0054	U		<0.0099	U		<0.012	U		0.018			<0.0096	U		0.012			<0.009	U		<0.007	U		<0.007	U		<0.007	U		0.0022	J	J
		VMP-3-10-012712	1/27/2012	<0.039	U		<0.072	U		<0.089	U		<0.041	U		<0.069	U		0.4			<0.064	U		<0.05	U		<0.05	U		<0.05	U		<0.042	U	
		VMP-3-10-042012	4/20/2012	<0.0039	J	U	<0.0073	U		<0.009	U		0.002	J		<0.018	U		0.0056			0.0032	J		<0.0051	J	U	<0.0051	J	U	<0.0051	J	U	0.003	J	
		VMP-3-10-072312	7/23/2012	<0.0046	U		<0.0086	U		<0.011	U		0.0056			<0.021	U		0.0051			<0.0077	U		<0.006	U		<0.006	U		<0.006	U		0.0027	J	
		VMP-3-10-101812	10/18/2012	<0.007	U		<0.013	U		<0.016	U		<0.0074	U		<0.031	U		0.1			<0.012	U		<0.0091	U		<0.0091	U		<0.0091	U		0.0025	J	
		VMP-3-10-020613	2/6/2013	<0.0065	U		<0.012	U		<0.015	U		<0.0069	U		<0.029	U		<0.0048	U		<0.011	U		<0.0085	U		<0.0085	U		<0.0085	U		0.0025	J	
	22 ft	VMP-3-22-092010	9/20/2010	<19	U		<35	U		<11	U		<20	U		<34	U		1100			<31	U		<24	U		<24	U		<24	U		<20	U	
		VMP-3-22-112210	11/22/2010	<21	U		<40	U		<12	U		<23	U		<38	U		1300			<36	U		<28	U		<28	U		<28	U		<23	U	
		VMP-3-22-020811	2/8/2011	<10	U		<20	U		<6	U		<11	U		<19	U		890			<18	U		<14	U		<14	U		<14	U		<11	U	
		VMP-3-22-041511	4/15/2011	<57	U		<100	U		<130	U		<60	U		<100	U		760			<95	U		<74	U		<74	U		<74	U		<61	U	
		VMP-3-22-080611	8/6/2011	<0.091	U		<0.17	U		<0.21	U		<0.096	U		<0.16	U		0.78			<0.15	U		<0.12	U		<0.12	U		<0.12	U		<0.098	U	
		VMP-3-22-110811	11/8/2011	<0.004	U		<0.0074	U		<0.0092	U		<0.0043	U		<0.0072	U		0.0038			<0.0067	U		<0.0053	U		<0.0053	U		<0.0053	U		0.0019	J	
		VMP-3-22-013012	1/30/2012	<0.016	J	U	<0.03	U		<0.037	U		<0.017	U		<0.029	U		0.39			<0.027	U		<0.021	U		<0.021	U		<0.021	U		<0.017	U	
		VMP-3-22-042012	4/20/2012	<0.004	J	U	<0.0074	U		<0.0092	U		0.00067	J		<0.018	U		0.0072			0.0021	J		<0.0053	J	U	<0.0053	J	U	<0.0053	J	U	0.0027	J	
		VMP-3-22-072312	7/23/2012	<0.0045	U		<0.0083	U		<0.01	U		<0.0048	U		<0.02	U		<0.0034	U		<0.0075	U		<0.0059	U		<0.0059	U		<0.0059	U		0.0026	J	
		VMP-3-22-101812	10/18/2012	<0.0068	U		<0.013	U		<0.016	U		0.033			<0.03	U		0.0035	J		<0.011	U		<0.0089	U		<0.0089	U		<0.0089	U		0.0024	J	
		VMP-3-22-020613	2/6/2013	<0.0066	U		<0.012	U		<0.015	U		0.078			<0.03	U		<0.005	U		<0.011	U		<0.0087	U		<0.0087	U		<0.0087	U		0.0026	J	
	31.5 ft	VMP-3-31.5-090910	9/9/2010	<35	U		<65	U		<20	U		<37	U		<63	U		1100			<58	U		<46	U		<46	U		<46	U		<38	U	
		VMP-3-31.5-112210	11/22/2010	<24	U		<45	U		<14	U		<26	U		<44	U		1400			<41	U		<32	U		<32	U		<32	U		<26	U	
		VMP-3-31.5-020911	2/9/2011	<23	U		<43	U		<13	U		<25	U		<42	U		1000			<39	U		<30	U		<30	U		<30	U		<25	U	
		VMP-3-31.5-041411	4/14/2011	<190	U		<350	U		<440	U		<200	U		<340	U		910			<320	U		<250	U		<250	U		<250	U		<200	U	
		VMP-3-31.5-041411-DUP	4/14/2011	<190	U		<350	U		<440	U		<200	U		<340	U		830			<320	U		<250	U		<250	U		<250	U		<200	U	
		VMP-3-31.5-080211	8/2/2011	<430	U		<800	U		<990	U		<460	U		<780	U		1000			<720	U		<560	U		<560	U		<560	U		<460	U	
		VMP-3-31.5-080211-Dup	8/2/2011	<250	U		<470	U		<580	U		<270	U		<450	U		1400			<420	U		<330	U		<330	U		<330	U		<270	U	
		VMP-3-31.5-110811	11/8/2011	<10	U		<19	U		<23	U		<11	U		<18	U		49			<17	U		<13	U		<13	U		<13	U		<11	U	
		VMP-3-31.5-012712	1/27/2012	<64	U		<120	U		<150	U		<68	U		<110	U		210		J	<110	U		<83	U		<83	U		<83	U		<68	U	
		VMP-3-31.5-041912	4/19/2012	<110	U		<200	U		<250	U		<120	U		<200	U		580			<180	U		<140	U		<140	U		<140	U		<120	U	
		VMP-3-31.5-041912-Dup	4/19/2012	<100	U		<200	U		<240	U		<110	U		<190	U		590			<180	U		<140	U		<140	U		<140	U		<110	U	
		VMP-3-31.5-072312	7/23/2012	<26	U		<49	U		<60	U		<28	U		<47	U		120			<44	U		<34	U		<34	U		<34	U		<28	U	
		VMP-3-31.5-101912	10/19/2012	<2.1	U		<3.9	U		<4.8	U		<2.2	U		<3.8	U		6.8			<3.5	U		<2.8	U		<2.8	U		<2.8	U		<2.3	U	
		VMP-3-31.5-020713	2/7/2013	<12	U		<22	U		<27	U		<12	U		<21	U		<8.9	U		<20	U		<16	U		<16	U		<16	U		<13	U	
	39.5 ft	VMP-3-39-101912	10/19/2012	<210	U		<390	U		<480	U		<220	U		<380	U		340			<350	U		<280	U		<280	U		<280	U		<230	U	
		VMP-3-39-021213	2/12/2013	<61	U		<110	U		<140	U		<64	U		<110	U		<45	U		<100	U		<79	U		<79	U		<79	U		<65	U	
VMP-4	5 ft	VMP-4-5-082510	8/25/2010	<0.33	U		<0.61	U		<0.19	U		<0.35	U		<0.59	U		40			<0.55	U		<0.43	U		<0.43	U		<0.43	U		<0.36	U	
		VMP-4-5-112210	11/22/2010	<12	U		<23	U		<7.1	U		<13	U		<22	U		1200			<21	U		<16	U		<16	U		<16	U		<13	U	
		VMP-4-5-021411	2/14/2011	<0.72	U		<1.3	U		<0.42	U		<0.77	U		<1.3	U		120			<1.2	U		<0.95	U		<0.95	U		<0.95	U		<0.78	U	
		VMP-4-5-041911	4/19/2011	<33	U		<62	U		<76	U		<35	U		<60	U		770			<56	U		<44	U		<44	U		<44	U		<36	U	
		VMP-4-5-080311	8/3/2011	0.02	J		<0.13	U		<0.16	U		<0.076	U		<0.13	U		0.2			<0.12	U		<0.093	U		<0.093	U		<0.093	U		<0.077	U	
		VMP-4-5-110911	11/9/2011	<0.0039	U		<0.0073	U		<0.009	U		<0.0042	U		0.0014	J		0.0092			<0.0066	U		<0.0051	U		<0.0051	U		<0.0051	U		0.0019	J	
		VMP-4-5-013012	1/30/2012	<0.2	U		<0.37	U		<0.46	U		<0.21	U		<0.36	U		6.2		J	<0.34	U		<0.26	U		<0.26	U		<0.26	U		<0.22	U	
		VMP-4-5-042512	4/25/2012	<0.005	J	U	<0.0092	U		<0.011	U		<0.0053	U		<0.022	U		0.17			0.0022	J		<0.0065	J	U	<0.0065	J	U	<0.0065	J	U	0.0026	J	
		VMP-4-5-072512	7/25/2012	<0.0049	J	U	<0.0091	U		<0.011	U		0.0019	J		<0.022	U		0.0087			<0.0082	U		<0.0064	U		<0.0064	J	U	<0.0064	J	U	0.0028	J	
		VMP-4-5-101812	10/18/2012	<0.0072	U		<0.013	U		<0.016	U		<0.0076	U		<0.032	U		0.0012	J		<0.012	U		<0.0093	U		<0.0093	U		<0.0093	U		0.0032	J	
		VMP-4-5-020713	2/7/2013	<0.0057	U		<0.01	U		<0.013	U		<0.006	U		<0.026	U		<0.0042	U		<0.0095	U		<0.0074	U		<0.0074	U		<0.0074	U		0.0022	J	
	12 ft	VMP-4-12-082510	8/25/2010	<5.8	U		<11	U		<3.3	U		<6.2	U		<10	U		880			<9.7	U		<7.6	U		<7.6	U		<7.6	U		<6.2	U	
		VMP-4-12-112310	11/23/2010	<5.9	U		<11	U		<3.4	U		<6.3	U		<11	U		760			<9.9	U		<7.8	U		<7.8	U		<7.8	U		<6.4	U	
		VMP-4-12-021411	2/14/2011	<1.5	U		<2.8	U		<0.85	U		<1.6	U		<2.7	U		280			<2.5	U		<1.9	U		<1.9	U		<1.9	U		<1.6	U	
		VMP-4-12-041911	4/19/2011	<29	U		<53	U		<66	U		<30	U		<52	U		860			<48	U		<38	U		<38	U		<38	U		<31	U	
		VMP-4-12-080311	8/3/2011	<3.3	U		<6.1	U		<7.6	U		<3.5	U		<5.9	U		230			<5.5	U		<4.3	U		<4.3	U		<4.3	U		<3.6	U	
		VMP-4-12-080311-Dup	8/3/2011	<6.6	U		<12	U		<15	U		<7	U		<12	U		210			<11	U		<8.7	U		<8.7	U		<8.7	U		<7.1	U	
		VMP-4-12-110911	11/9/2011	<1	U		<1.9	U		<2.3	U		<1.1	U		<1.8	U		16			<1.7	U		<1.3	U		<1.3	U		<1.3	U		<1.1	U	UJ
		VMP-4-12-013012	1/30/2012	<2.1	U		<3.8	U		<4.7	U		<2.2	U		<3.7	U		100			<3.4	U		<2.7	U		<2.7	U		<2.7	U		<2.2	U	
		VMP-4-12-041812	4/18/2012	<0.0046	U		<0.0086	U		<0.011	U		<0.0049	U		0.0028	J		0.0096			0.0019	J		<0.006	U		<0.006	J	U	<0.006	J	U	0.003	J	
		VMP-4-12-072312	7/23/2012	<0.022	U		<0.041	U		<0.051	U		<0.024	U		<0.1	U		0.1			<0.037	U		<0.029	U		<0.029	U		<0.029	U		<0.024	U	
		VMP-4-12-101812	10/18/2012	<0.007	U		<0.013	U		<0.016	U		<0.0074	U		0.002	J		0.002	J		<0.012	U		<0.0091	U		<0.0091	U		<0.0091	U		<0.0075	U	
		VMP-4-12-101812-Dup	10/18/2012	<0.0072	U		<0.013	U		<0.016	U		<0.0076	U		0.0071	J		0.0024	J		<0.012	U		<0.0093	U		<0.0093	U		<0.0093	U		0.0023	J	
		VMP-4-12-020713	2/7/2013	<0.0062	U		<0.011	U		<0.014	U		<0.0066	U		<0.028	U		0.0033	J		<0.01	U		<0.0081	U		<0.0081	U		<0.0081	U		0.0026	J	
		VMP-4-12-020713-DUP	2/7/2013	<0.0064	U		<0.012	U		<0.014	U		<0.0067	U		<0.028	U		<0.0048	U		<0.011	U		<0.0083	U		<0.0083	U		<0.0083	U		0.0025	J	
	23.5 ft	VMP - 4 - 23.5 - 083110	8/31/2010	<6.6	U		<12	U		<3.8	U		<7	U		<12	U		3000		J	<11	U		<8.7	U		<8.7	U		<8.7	U		<7.1	U	
		VMP-4-23.5-112310	11/23/2010	<67	U		<120	U		<38	U		<71	U		<120	U		2900			<110	U		<87	U		<87	U		<87	U		<72	U	
		VMP-4-23.5-021411	2/14/2011	<2.4	U		<4.5	U		<1.4	U		<2.6	U		<4.4	U		1700		J	<4.1	U		<3.2	U		<3.2	U		<3.2	U		<2.6	U	
		VMP-4-23.5-042011	4/20/2011	<160	U		<290	U		<360	U		<160	U		<280	U		2600			<260	U		<200	U		<200	U		<200	U		<170	U	
		VMP-4-23.5-042011-DUP	4/20/2011	<160	U		<290	U		<360	U		<160	U		<280	U		2400			<260	U		<200	U		<200	U		<200	U		<170	U	
		VMP-4-23.5-080611	8/6/2011	<6.5	U		<12	U		<15	U		<6.9	U		<12	U		1900			<11	U		<8.4	U		<8.4	U		<8.4	U		<6.9	U	
		VMP-4-23.5-110911	11/9/2011	<19	U		<36	U		<44	U		<20	U		<35	U		940			<32	U		<25	U		<25	U		<25	U		<21	U	
		VMP-4-23.5-013012	1/30/2012	<41	U		<76	U		<94	U		<44	U		<74	U		3400		J	<69	U		<54	U		<54	U		<54	U		<44	U	
		VMP-4-23.5-013012-DUP	1/30/2012	<29	U		<53	U		<66	U		<30	U		<52	U		2500		J	<48	U		<38	U		<38	U		<38	U		<31	U	
		VMP-4-23.5-041912	4/19/2012	<9	U		<17	U		<21	U		<9.6	U		<16	U		1500			<15	U		<12	U		<12	U		<12	U		<9.7	U	
		VMP-4-23.5-072312	7/23/2012	<4.3	U		<8	U		<9.9	U		<4.6	U		<7.8	U		540			<7.2	U		<5.6	U		<5.6	U		<5.6	U		<4.6	U	
		VMP-4-23.5-101812	10/18/2012	<4.7	U		<8.8	U		<11	U		<5	U		<8.5	U		52			<7.9	U		<6.2	U		<6.2	U		<6.2	U		<5.1	U	
		VMP-4-23.5-020713	2/7/2013	<1.5	U		<2.8	U		<3.5	U		<1.6	U		<2.7	U		<1.1	U		<2.5	U		<2	U		<2	U		<2	U		<1.6	U	
	39 ft	VMP-4-39-042111	4/21/2011	<190	U		<360	U		<440	U		<200	U		<350	U		2400			<320	U		<250	U		<250	U		<250	U		<210	U	
		VMP-4-39-041912	4/19/2012	<4.6	U		<8.6	U		<11	U		<4.9	U		<8.3	U		2300			<7.7	U		<6	U		<6	U		<6	U		<5	U	
		VMP-4-39-072312	7/23/2012	<7	U		<13	U		<16	U		<7.4	U		<12	U		1400		J	<12	U		<9.1	U		<9.1	U		<9.1	U		<7.5	U	
		VMP-4-39-101812	10/18/2012	<87	U		<160	U		<200	U		<92	U		<160	U		710			<140	U		<110	U		<110	U		<110	U		<94	U	
		VMP-4-39-101812-Dup	10/18/2012	<79	U		<150	U		<180	U		<84	U		<140	U		670			<130	U		<100	U		<100	U		<100	U		<85	U	
		VMP-4-39-020713	2/7/2013	<12	U		<23	U		<28	U		<13	U		<22	U		<9.2	U		<21	U		<16	U		<16	U		<16	U		<13	U	

SEE LAST PAGE OF TABLE FOR NOTES

TABLE 5
CUMULATIVE SUMMARY OF SOIL VAPOR ANALYTICAL DETECTIONS AND SCREENING RESULTS: VILLAGE - VOCS

Location	Depth	Sample ID	Sample Date	Chlorobenzene			Chlorodibromomethane			Chloroethane			Chloroform			Chloromethane			Cyclohexane			1,2-Dibromoethane			1,2-Dichlorobenzene			1,3-Dichlorobenzene			1,4-Dichlorobenzene			Dichlorodifluoromethane		
				69			57000						0.11									0.011			290						1200					
				Result (mg/m^3)	Lab Quals	URS Quals	Result (mg/m^3)	Lab Quals	URS Quals	Result (mg/m^3)	Lab Quals	URS Quals	Result (mg/m^3)	Lab Quals	URS Quals	Result (mg/m^3)	Lab Quals	URS Quals	Result (mg/m^3)	Lab Quals	URS Quals	Result (mg/m^3)	Lab Quals	URS Quals	Result (mg/m^3)	Lab Quals	URS Quals	Result (mg/m^3)	Lab Quals	URS Quals	Result (mg/m^3)	Lab Quals	URS Quals	Result (mg/m^3)	Lab Quals	URS Quals
VMP-5	5 ft	VMP-5-5-090910	9/9/2010	<12	U		<22	U		<7	U		<13	U		<22	U		400			<20	U		<16	U		<16	U		<16	U		<13	U	
		VMP-5-5-112210	11/22/2010	<3	U		<5.5	U		<1.7	U		<3.1	U		<5.3	U		450			<5	U		<3.9	U		<3.9	U		<3.9	U		<3.2	U	
		VMP-5-5-021611	2/16/2011	<0.019	U		<0.035	U		<0.011	U		<0.02	U		<0.034	U		4.4			<0.032	U		<0.025	U		<0.025	U		<0.025	U		<0.02	U	
		VMP-5-5-042111	4/21/2011	<0.061	U		<0.11	U		<0.14	U		<0.064	U		<0.11	U		0.033	J		<0.1	U		<0.079	U		<0.079	U		<0.079	U		<0.065	U	
		VMP-5-5-080511	8/5/2011	<0.0058	U		<0.011	U		<0.013	U		0.0015	J		<0.01	U		0.035			<0.0097	U		<0.0076	U		<0.0076	U		<0.0076	U		0.0024	J	
		VMP-5-5-111111	11/11/2011	<0.0043	U		<0.0079	U		<0.0098	U		<0.0045	U		<0.0077	U		0.25			<0.0071	U		<0.0056	U		<0.0056	U		<0.0056	U		0.0015	J	
		VMP-5-5-013012	1/30/2012	0.014	J		<0.08	U		<0.099	U		<0.046	U		<0.077	U		0.44			0.0073	J		<0.056	U		<0.056	U		<0.056	U		<0.046	U	
		VMP-5-5-041112	4/11/2012	<0.0042	U		<0.0078	U		<0.0096	U		0.0024	J		<0.019	U		0.0012	J		<0.007	U		<0.0055	U		0.00098	J		0.0021	J		0.0024	J	
		VMP-5-5-071312	7/13/2012	<0.0047	J	U	<0.0086	U		<0.011	U		<0.005	J	U	<0.021	U		<0.0035	J	U	<0.0078	U		<0.0061	U		<0.0061	J	U	<0.0061	J	U	0.0024	J	
		VMP-5-5-101212	10/12/2012	<0.0058	U		<0.011	U		<0.013	U		<0.0062	U		<0.026	U		<0.0043	U		<0.0097	U		<0.0076	U		<0.0076	U		<0.0076	U		0.0025	J	
		VMP-5-5-012513	1/25/2013	<0.0061	U		<0.011	U		<0.014	U		<0.0064	U		<0.027	U		<0.0045	U		<0.01	U		<0.0079	U		<0.0079	U		<0.0079	U		0.0018	J	
	12.5 ft	VMP-5-12.5-090910	9/9/2010	<6.1	U		<11	U		<3.5	U		<6.4	U		<11	U		360			<10	U		<7.9	U		<7.9	U		<7.9	U		<6.5	U	
		VMP-5-12.5-112310	11/23/2010	<0.3	U		<0.56	U		<0.17	U		<0.32	U		<0.54	U		14			<0.51	U		<0.4	U		<0.4	U		<0.4	U		<0.33	U	
		VMP-5-12.5-021611	2/16/2011	<0.91	U		<1.7	U		<0.52	U		<0.97	U		<1.6	U		36			<1.5	U		<1.2	U		<1.2	U		<1.2	U		<0.98	U	
		VMP-5-12.5-042111	4/21/2011	<0.065	U		<0.12	U		<0.15	U		<0.069	U		<0.12	U		0.023	J		<0.11	U		<0.085	U		<0.085	U		<0.085	U		<0.07	U	
		VMP-5-12.5-080611	8/6/2011	<5.7	U		<10	U		<13	U		<6	U		<10	U		180			<9.5	U		<7.4	U		<7.4	U		<7.4	U		<6.1	U	
		VMP-5-12.5-111111	11/11/2011	<0.004	U		<0.0075	U		<0.0093	U		0.021			<0.0073	U		0.0019	J		<0.0068	U		<0.0053	U		<0.0053	U		<0.0053	U		0.0017	J	
		VMP-5-12.5-013012	1/30/2012	<0.013	J	U	<0.024	U		<0.03	U		0.012	J		<0.024	U		0.14			<0.022	U		<0.017	U		<0.017	U		<0.017	U		<0.014	U	
		VMP-5-12.5-041112	4/11/2012	<0.004	U		<0.0074	U		<0.0092	U		<0.0043	U		<0.018	U		0.0022	J		<0.0067	U		<0.0053	U		0.0011	J		0.0016	J		0.0027	J	
		VMP-5-12.5-071212	7/12/2012	<0.0047	U		<0.0088	U		<0.011	U		0.0015	J		<0.021	U		<0.0035	U		<0.0079	U		<0.0062	U		<0.0062	U		<0.0062	U		0.0022	J	
		VMP-5-12.5-101112	10/11/2012	<0.011	U		<0.021	U		<0.026	U		<0.012	U		<0.05	U		<0.0084	U		<0.019	U		<0.015	U		<0.015	U		<0.015	U		0.0022	J	
		VMP-5-12.5-012413	1/24/2013	<0.0059	U		<0.011	U		<0.014	U		<0.0063	U		<0.027	U		<0.0044	U		<0.0099	U		<0.0078	U		<0.0078	U		<0.0078	U		<0.0064	U	
	31 ft	VMP-5-31-090910	9/9/2010	<25	U		<47	U		<14	U		<27	U		<45	U		1600			<42	U		<33	U		<33	U		<33	U		<27	U	
		VMP-5-31-112310	11/23/2010	<16	U		<29	U		<9.1	U		<17	U		<28	U		2200			<26	U		<21	U		<21	U		<21	U		<17	U	
		VMP-5-31-021611	2/16/2011	<6.4	U		<12	U		<3.6	U		<6.7	U		<11	U		1300			<11	U		<8.3	U		<8.3	U		<8.3	U		<6.8	U	
		VMP-5-31-042111	4/21/2011	<95	U		<180	U		<220	U		<100	U		<170	U		1600			<160	U		<120	U		<120	U		<120	U		<100	U	
		VMP-5-31-080611	8/6/2011	<53	U		<99	U		<120	U		<57	U		<96	U		1400			<89	U		<70	U		<70	U		<70	U		<57	U	
		VMP-5-31-111111	11/11/2011	<27	U		<50	U		<62	U		<28	U		<48	U		670			<45	U		<35	U		<35	U		<35	U		<29	U	
		VMP-5-31-013012	1/30/2012	<14	U		<25	U		<32	U		<14	U		<25	U		480			<23	U		<18	U		<18	U		<18	U		<15	U	
		VMP-5-31-041112	4/11/2012	<0.044	U		<0.081	U		<0.1	U		<0.047	U		<0.079	U		0.46			<0.073	U		<0.057	U		<0.057	U		<0.057	U		<0.047	U	
		VMP-5-31-071212	7/12/2012	<0.0046	J	U	<0.0086	U		<0.011	U		0.023			<0.021	U		0.025			<0.0077	U		<0.006	U		<0.006	U		<0.006	U		0.0017	J	
		VMP-5-31-101112	10/11/2012	<0.0065	U		<0.012	U		<0.015	U		0.01			<0.029	U		0.0041	J		<0.011	U		<0.0085	U		<0.0085	U		<0.0085	U		0.0023	J	
		VMP-5-31-012413	1/24/2013	<0.064	U		<0.12	U		<0.15	U		0.024	J		<0.29	U		0.015	J		<0.11	U		<0.084	U		<0.084	U		<0.084	U		<0.069	U	
	40 ft	VMP-5-40-042111	4/21/2011	<99	U		<180	U		<230	U		<100	U		<180	U		1400			<160	U		<130	U		<130	U		<130	U		<110	U	
		VMP-5-40-013012	1/30/2012	<29	U		<53	U		<66	U		<30	U		<52	U		410			<48	U		<38	U		<38	U		<38	U		<31	U	
		VMP-5-40-041212	4/12/2012	<0.043	U		<0.08	U		<0.099	U		<0.046	U		<0.077	U		1.7			<0.072	U		<0.056	U		<0.056	U		<0.056	U		<0.046	U	
		VMP-5-40-071212	7/12/2012	<0.046	U		<0.086	U		<0.11	U		0.046	J		<0.21	U		0.016	J		<0.077	U		<0.06	U		<0.06	U		<0.06	U		<0.05	U	
		VMP-5-40-101112	10/11/2012	<0.0068	U		<0.013	U		<0.016	U		0.025			<0.03	U		0.003	J		<0.011	U		<0.0089	U		<0.0089	U		<0.0089	U		0.0021	J	
		VMP-5-40-012513	1/25/2013	<0.02	U		<0.037	U		<0.045	U		0.04			<0.089	U		0.018			<0.033	U		<0.026	U		<0.026	U		<0.026	U		<0.021	U	
		VMP-5-40-012513-Dup	1/25/2013	<0.019	U		<0.036	U		<0.044	U		0.043			<0.087	U		0.0059	J		<0.032	U		<0.025	U		<0.025	U		<0.025	U		<0.021	U	
VMP-6	5 ft	VMP-6-5-090810	9/8/2010	<1	U		<1.9	U		<0.58	U		<1.1	U		<1.8	U		76			<1.7	U		<1.3	U		<1.3	U		<1.3	U		<1.1	U	
		VMP-6-5-111610	11/16/2010	<6.4	U		<12	U		<3.6	U		<6.7	U		<11	U		600			<11	U		<8.3	U		<8.3	U		<8.3	U		<6.8	U	
		VMP-6-5-020711	2/7/2011	<0.0055	U		<0.01	U		<0.0031	U		<0.0058	U		<0.0098	U		0.013			<0.0091	U		<0.0072	J	U	<0.0072	J	U	<0.0072	J	U	0.0025	J	
		VMP-6-5-040811	4/8/2011	<0.012	U		<0.022	U		<0.027	U		<0.013	U		<0.021	U		0.099			<0.016	U		<0.016	J	U	<0.016	J	U	<0.016	J	U	0.0029	J	
		VMP-6-5-080411	8/4/2011	<0.31	U		<0.57	U		<0.71	U		<0.33	U		<0.55	U		5.1			<0.51	U		<0.4	U		<0.4	U		<0.4	U		<0.33	U	
		VMP-6-5-110911	11/9/2011	<0.0037	U		<0.0068	U		<0.0085	U		<0.0039	U		<0.0066	U		0.016			<0.0062	U		<0.0048	U		<0.0048	U		<0.0048	U		0.0019	J	J
		VMP-6-5-013112	1/31/2012	0.016	J		<0.081	U		<0.1	U		<0.046	U		<0.078	U		0.42			<0.073	U		<0.057	U		0.0069	J		<0.057	U		<0.047	U	
		VMP-6-5-041212	4/12/2012	<0.0046	J	U	<0.0086	U		<0.011	U		<0.0049	J	U	<0.021	U		0.0041			<0.0077	U		<0.006	U		<0.006	J	U	<0.006	J	U	0.0024	J	
		VMP-6-5-071612	7/16/2012	<0.0046	J	U	<0.0086	U		<0.011	U		0.00086	J		<0.021	U		0.0015	J		<0.0077	U		<0.006	U		<0.006	J	U	<0.006	J	U	0.0029	J	
		VMP-6-5-101012	10/10/2012	<0.0064	U		<0.012	U		<0.014	U		<0.0067	U		<0.028	U		<0.0048	U		<0.011	U		<0.0083	U		<0.0083	U		<0.0083	U		0.0022	J	
		VMP-6-5-021213	2/12/2013	<0.0057	U		<0.01	U		<0.013	U		<0.006	U		<0.026	U		0.0019	J		<0.0095	U		<0.0074	U		<0.0074	U		<0.0074	U		0.0026	J	
	10 ft	VMP-6-10-090810	9/8/2010	<1.1	U		<2	U		<0.63	U		<1.2	U		<2	U		240		J	<1.8	U		<1.4	U		<1.4	U		<1.4	U		<1.2	U	
		VMP-6-10-111710	11/17/2010	<0.0059	U		<0.011	U		<0.0034	U		<0.0063	U		<0.011	U		0.0046			<0.0099	U		<0.0078	U		<0.0078	U		<0.0078	U		0.002	J	
		VMP-6-10-020711	2/7/2011	<0.0058	U		<0.011	U		<0.0033	U		<0.0062	U		<0.01	U		0.0029	J		<0.0097	U		<0.0076	J	U	<0.0076	J	U	<0.0076	J	U	0.0021	J	
		VMP-6-10-040811	4/8/2011	<0.14	U		<0.26	U		<0.32	U		<0.15	U		<0.25	U		<0.1	U		<0.23	U		<0.18	U		<0.18	U		<0.18	U		<0.15	U	
		VMP-6-10-080411	8/4/2011	<0.98	U		<1.8	U		<2.2	U		<1	U		<1.8	U		220			<1.6	U		<1.3	U		<1.3	U		<1.3	U		<1	U	
		VMP-6-10-111011	11/10/2011	<0.0039	U		<0.0072	U		<0.0089	U		<0.0041	U		<0.0069	U		0.0013	J		<0.0064	U		<0.005	U		<0.005	U		<0.005	U		0.0014	J	J
		VMP-6-10-013112	1/31/2012	<0.68	U		<1.3	U		<1.6	U		<0.73	U		<1.2	U		52		J	<1.1	U		<0.9	U		<0.9	U		<0.9	U		<0.74	U	
		VMP-6-10-041212	4/12/2012	0.0029	J		<0.0083	U		<0.01	U		<0.0048	U		<0.02	U		0.0037			<0.0075	U		<0.0059	U		<0.0059	J	U	<0.0059	J	U	0.0024	J	
		VMP-6-10-071612	7/16/2012	<0.006		U	<0.011	U		<0.014	U		<0.0064	J	U	<0.027	U		0.0035	J		<0.01	U		<0.0079	J	U	<0.0079	J	U	<0.0079	J	U	0.0025	J	
		VMP-6-10-101112	10/11/2012	<0.0066	U		<0.012	U		<0.015	U		<0.007	U		<0.03	U		0.0025	J		<0.011	U		<0.0087	U		<0.0087	U		<0.0087	U		0.0025	J	
		VMP-6-10-020513	2/5/2013	<0.0064	U		<0.012	U		<0.014	U		<0.0067	U		<0.028	U		<0.0048	U		<0.011	U		<0.0083	U		<0.0083	U		<0.0083	U		0.0023	J	
	31.5 ft	VMP-6-31.5-090810	9/8/2010	<7.4	U		<14	U		<4.2	U		<7.9	U		<13	U		1000			<12	U		<9.7	U		<9.7	U		<9.7	U		<8	U	
		VMP-6-31.5-111710	11/17/2010	<12	U		<21	U		<6.6	U		<12	U		<21	U		1500			<19	U		<15	U		<15	U		<15	U		<12	U	
		VMP-6-31.5-020711	2/7/2011	<11	U		<21	U		<6.4	U		<12	U		<20	U		1200			<18	U		<14	U		<14	U		<14	U		<12	U	
		VMP-6-31.5-041111	4/11/2011	<8.6	U		<16	U		<20	U		<9.2	U		<15	U		580			<14	U		<11	U		<11	U		1.1	J		<9.3	U	
		VMP-6-31.5-080411	8/4/2011	<6.4	U		<12	U		<15	U		<6.8	U		<11	U		770			<11	U		<8.4	U		<8.4	U		<8.4	U		<6.9	U	
		VMP-6-31.5-111011	11/10/2011	<9.8	U		<18	U		<22	U		<10	U		<18	U		530			<16	U		<13	U		<13	U		<13	U		<10	U	
		VMP-6-31.5-013112	1/31/2012	<3.9	U		<7.3	U		<9	U		<4.2	U		<7.1	U		550		J	<6.6	U		<5.1	U		<5.1	U		<5.1	U		<4.2	U	
		VMP-6-31.5-041212	4/12/2012	<0.53	U		<0.98	U		<1.2	U		<0.56	U		<0.94	U		26			<0.88	U		<0.69	U		<0.69	U		<0.69	U		<0.57	U	
		VMP-6-31.5-071612	7/16/2012	<0.0083	J	U	<0.015	U		<0.019	U		0.0055	J		<0.037	U		0.037			<0.014	U		<0.011	U		<0.011	J	U	<0.011	J	U	0.0022	J	
		VMP-6-31.5-101112	10/11/2012	<0.0065	U		<0.012	U		<0.015	U		0.0047	J		<0.029	U		0.0018	J		<0.011	U		<0.0085	U		<0.0085	U		<0.0085	U		0.0025	J	
		VMP-6-31.5-020513	2/5/2013	<0.0059	U		<0.011	U		<0.014	U		0.0043	J		<0.027	U		<0.0044	U		<0.0099	U		<0.0078	U		<0.0078	U		<0.0078	U		0.0026	J	
	39 ft	VMP-6-39-041111	4/11/2011	<10	U		<19	U		<24	U		<11	U		<18	U		620			<17	U		<13	U		<13	U		<13	U		<11	U	
		VMP-6-39-013112	1/31/2012	<3.9	U		<7.3	U		<9	U		<4.2	U		<7.1	U		690		J	<6.6	U		<5.1	U		<5.1	U		<5.1	U		<4.2	U	
		VMP-6-39-041212	4/12/2012	<0.39	U		<0.72	U		<0.89	U		<0.41	U		<0.69	U		64			<0.64	U		<0.5	U		<0.5	U		<0.5	U		<0.42	U	
		VMP-6-39-071612	7/16/2012	0.016	J		<0.034	U		<0.042	U		<0.019	U		<0.081	U		0.1			<0.03	U		<0.024	U		0.0079	J		<0.024	U		0.0025	J	
		VMP-6-39-071612-Dup	7/16/2012	0.013	J		<0.034	U		<0.042	U		<0.019	U		<0.082	U		0.11			<0.03	U		<0.024	U		<0.024	U		<0.024	U		0.003	J	
		VMP-6-39-101112	10/11/2012	<0.012	U		<0.023	U		<0.028	U		<0.013	U		<0.056	U		0.0032	J		<0.021	U		<0.016	U		<0.016	U		<0.016	U		0.0028	J	
		VMP-6-39-020513	2/5/2013	<0.0061	U		<0.011	U		<0.014	U		<0.0064	U		<0.027	U		0.01			<0.01	U		<0.0079	U		<0.0079	U		<0.0079	U		0.0023	J	

SEE LAST PAGE OF TABLE FOR NOTES

TABLE 5
CUMULATIVE SUMMARY OF SOIL VAPOR ANALYTICAL DETECTIONS AND SCREENING RESULTS: VILLAGE - VOCS

Location	Depth	Sample ID	Sample Date	Chlorobenzene			Chlorodibromomethane			Chloroethane			Chloroform			Chloromethane			Cyclohexane			1,2-Dibromoethane			1,2-Dichlorobenzene			1,3-Dichlorobenzene			1,4-Dichlorobenzene			Dichlorodifluoromethane		
				69			57000						0.11									0.011			290						1200					
				Result (mg/m^3)	Lab Quals	URS Quals	Result (mg/m^3)	Lab Quals	URS Quals	Result (mg/m^3)	Lab Quals	URS Quals	Result (mg/m^3)	Lab Quals	URS Quals	Result (mg/m^3)	Lab Quals	URS Quals	Result (mg/m^3)	Lab Quals	URS Quals	Result (mg/m^3)	Lab Quals	URS Quals	Result (mg/m^3)	Lab Quals	URS Quals	Result (mg/m^3)	Lab Quals	URS Quals	Result (mg/m^3)	Lab Quals	URS Quals	Result (mg/m^3)	Lab Quals	URS Quals
VMP-7	5 ft	VMP-7-5-082610	8/26/2010	<0.0061	U		<0.011	U		<0.0035	U		<0.0064	U		<0.011	U		0.016			<0.01	U		<0.0079	U		<0.0079	U		<0.0079	U		0.003	J	
		VMP-7-5-111910	11/19/2010	<0.0055	U		<0.01	U		<0.0031	U		<0.0058	U		<0.0098	U		0.0054			<0.0091	U		<0.0072	U		<0.0072	U		<0.0072	U		<0.0059	U	
		VMP-7-5-020711	2/7/2011	<0.0059	U		<0.011	U		<0.0034	U		<0.0063	U		<0.011	U		0.0018	J		<0.0099	U		<0.0078	J	U	<0.0078	U		<0.0078	J	U	0.0025	J	
		VMP-7-5-040711	4/7/2011	<0.0084	U		<0.016	U		<0.019	U		<0.0089	U		<0.015	U		0.0081			<0.014	U		<0.011	U		<0.011	U		<0.011	U		0.0014	J	
		VMP-7-5-080211	8/2/2011	<0.83	U		<1.5	U		<1.9	U		<0.88	U		<1.5	U		45			<1.4	U		<1.1	U		<1.1	U		<1.1	U		<0.89	U	
		VMP-7-5-111011	11/10/2011	<0.0039	U		<0.0073	U		<0.009	U		<0.0042	U		<0.0071	U		<0.0029	U		<0.0066	U		<0.0051	U		<0.0051	U		<0.0051	U		0.0011	J	
		VMP-7-5-111011-DUP	11/10/2011	<0.0037	U		<0.0068	U		<0.0085	U		<0.0039	U		<0.0066	U		<0.0028	U		<0.0062	U		<0.0048	U		<0.0048	U		<0.0048	U		0.0014	J	J
		VMP-7-5-013112	1/31/2012	<0.004	J	U	<0.0074	U		<0.0092	U		<0.0043	U		<0.0072	U		<0.003	U		<0.0067	U		<0.0053	U		<0.0053	J	U	<0.0053	U		0.0022	J	
		VMP-7-5-041212	4/12/2012	<0.0044	J	U	<0.0081	U		<0.01	U		<0.0046	U		<0.02	U		<0.0033	J	U	<0.0073	U		<0.0057	U		<0.0057	J	U	<0.0057	J	U	0.0022	J	
		VMP-7-5-073112	7/31/2012	0.0037	J		<0.021	U		<0.026	U		<0.012	U		0.0034	J		0.016			<0.019	U		<0.015	U		<0.015	U		<0.015	U		<0.012	U	
		VMP-7-5-101012	10/10/2012	<0.0068	U		<0.013	U		<0.016	U		<0.0072	U		<0.03	U		<0.0051	U		<0.011	U		<0.0089	U		<0.0089	U		<0.0089	U		0.0026	J	
	13.5 ft	VMP-7-13.5-082610	8/26/2010	<0.13	U		<0.25	U		<0.076	U		<0.14	U		<0.24	U		<0.099	U		<0.22	U		<0.17	U		<0.17	U		<0.17	U		<0.14	U	
		VMP-7-13.5-111910	11/19/2010	<0.93	U		<1.7	U		<0.53	U		<0.98	U		<1.7	U		26		J	<1.5	U		<1.2	U		<1.2	U		<1.2	U		<1	U	
		VMP-7-13.5-020711	2/7/2011	<0.0057	U		<0.01	U		<0.0032	U		<0.006	U		<0.01	U		0.0013	J		<0.0095	J	U	<0.0074	J	U	<0.0074	J	U	<0.0074	J	U	0.0019	J	
		VMP-7-13.5-040711	4/7/2011	<0.0099	U		<0.018	U		<0.023	U		<0.01	U		<0.018	U		0.0091			<0.016	U		<0.013	U		<0.013	U		<0.013	U		<0.011	U	
		VMP-7-13.5-080311	8/3/2011	<1.1	U		<2	U		<2.5	U		<1.2	U		<2	U		9.4			<1.8	U		<1.4	U		<1.4	U		<1.4	U		<1.2	U	
		VMP-7-13.5-111011	11/10/2011	<0.0036	U		<0.0067	U		<0.0083	U		<0.0038	U		<0.0065	U		0.013			<0.0061	U		<0.0047	U		<0.0048	U		<0.0048	U		0.0013	J	J
		VMP-7-13.5-013112	1/31/2012	<0.052	U		<0.095	U		<0.12	U		<0.055	U		<0.092	U		1.7		J	<0.086	U		<0.067	U		<0.067	U		<0.067	U		<0.055	U	
		VMP-7-13.5-013112-DUP	1/31/2012	<0.053	U		<0.098	U		<0.12	U		<0.056	U		<0.094	U		1.6		J	<0.088	U		<0.069	U		<0.069	U		<0.069	U		<0.057	U	
		VMP-7-13.5-041212	4/12/2012	<0.0042	J	U	<0.0078	U		<0.0096	U		<0.0045	J	U	<0.019	U		0.013			<0.007	U		<0.0055	U		<0.0055	U		<0.0055	J	U	0.0024	J	
		VMP-7-13.5-041212-DUP	4/12/2012	<0.0044	J	U	<0.0082	U		<0.01	U		<0.0047	J	U	<0.02	U		0.0064			<0.0074	U		<0.0058	U		<0.0058	U		<0.0058	J	U	0.0023	J	
		VMP-7-13.5-072012	7/20/2012	<0.0043	U		<0.008	U		<0.0099	U		0.0066			<0.019	U		<0.0032	U		<0.0072	U		<0.0056	U		<0.0056	U		<0.0056	U		0.0026	J	
		VMP-7-13.5-101012	10/10/2012	<0.0064	U		<0.012	U		<0.014	U		<0.0067	U		<0.028	U		<0.0048	U		<0.011	U		<0.0083	U		<0.0083	U		<0.0083	U		0.0026	J	
		VMP-7-13.5-021313	2/13/2013	<0.0064	U		<0.012	U		<0.014	U		0.002	J		<0.028	U		<0.0048	U		<0.011	U		<0.0083	U		<0.0083	U		<0.0083	U		0.0026	J	
	29.5 ft	VMP-7-29.5-083110	8/31/2010	<1.9	U		<3.5	U		<1.1	U		<2	U		<3.4	U		540		J	<3.2	U		<2.5	U		<2.5	U		<2.5	U		<2	U	
		VMP-7-29.5-111910	11/19/2010	<2.8	U		<5.3	U		<1.6	U		<3	U		<5.1	U		410		J	<4.8	U		<3.7	U		<3.7	U		<3.7	U		<3.1	U	
		VMP-7-29.5-020711	2/7/2011	<3	U		<5.5	U		<1.7	U		<3.1	U		<5.3	U		440			<5	U		<3.9	U		<3.9	U		<3.9	U		<3.2	U	
		VMP-7-29.5-040711	4/7/2011	<0.72	U		<1.3	U		<1.6	U		<0.76	U		<1.3	U		280		J	<1.2	U		<0.94	U		<0.94	U		<0.94	U		<0.77	U	
		VMP-7-29.5-080311	8/3/2011	<1.7	U		<3.2	U		<3.9	U		<1.8	U		<3	U		470			<2.8	U		<2.2	U		<2.2	U		<2.2	U		<1.8	U	
		VMP-7-29.5-111111	11/11/2011	3.5			<6.2	U		<7.6	U		<3.5	U		<6	U		190			<5.6	U		<4.4	U		<4.4	U		<4.4	U		<3.6	U	
		VMP-7-29.5-020112	2/1/2012	<0.67	U		<1.2	U		0.18	J	J	<0.71	U		<1.2	U		220		J	<1.1	U		<0.88	U		<0.88	U		<0.88	U		<0.72	U	
		VMP-7-29.5-041312	4/13/2012	<0.0042	J	U	<0.0078	U		<0.0096	U		<0.0045	U		<0.019	U		0.085			<0.007	U		<0.0055	U		<0.0055	U		<0.0055	J	U	0.0025	J	
		VMP-7-29.5-072012	7/20/2012	<0.0043	U		<0.008	U		<0.0099	U		0.0011	J		0.0058	J		0.003	J		<0.0072	U		<0.0056	U		<0.0056	U		<0.0056	U		0.0024	J	
		VMP-7-29.5-072012-Dup	7/20/2012	0.00099	J		<0.008	U		<0.0099	U		0.001	J		0.0067	J		0.003	J		<0.0072	U		<0.0056	U		<0.0056	U		<0.0056	U		0.0027	J	
		VMP-7-29.5-101012	10/10/2012	<0.0066	U		<0.012	U		<0.015	U		<0.007	U		<0.03	U		<0.005	U		<0.011	U		<0.0087	U		<0.0087	U		<0.0087	J	U	0.0023	J	
	38 ft	VMP-7-38-020711	2/7/2011	<4	U		<7.4	U		<2.3	U		<4.2	U		<7.1	U		390			<6.6	U		<5.2	U		<5.2	U		<5.2	U		<4.3	U	
		VMP-7-38-040711	4/7/2011	<1	U		<1.9	U		<2.3	U		<1.1	U		<1.8	U		350		J	<1.7	U		<1.3	U		<1.3	U		<1.3	U		<1.1	U	
		VMP-7-38-020112	2/1/2012	<0.97	U		<1.8	U		<2.2	U		<1	U		<1.7	U		260		J	<1.6	U		<1.3	U		<1.3	U		<1.3	U		<1	U	
		VMP-7-38-042512	4/25/2012	<0.0049		U	<0.0078	U		<0.0096	U		<0.0045	U		<0.019	U		0.012			<0.007	U		<0.0055	U		<0.0055	J	U	<0.0055	J	U	0.0025	J	
		VMP-7-38-042512-Dup	4/25/2012	<0.0045		U	<0.0078	U		<0.0096	U		<0.0045	J	U	<0.019	U		0.012			<0.007	U		<0.0055	U		<0.0055	J	U	<0.0055	J	U	0.0026	J	
		VMP-7-38-101112	10/11/2012	<0.0062	U		<0.011	U		<0.014	U		<0.0066	U		<0.028	U		<0.0046	U		<0.01	U		<0.0081	U		<0.0081	U		<0.0081	U		0.0027	J	
VMP-8	5 ft	VMP-8-5-083010	8/30/2010	0.0032	J		<0.011	U		<0.0035	U		0.0039	J		<0.011	U		<0.0046	U		0.0015	J		0.0034	J		0.0038	J		0.0046	J		0.0026	J	
		VMP-8-5-111810	11/17/2010	<0.0054	U		<0.0099	U		<0.0031	U		0.001	J		<0.0096	U		<0.004	U		<0.009	U		<0.007	U		<0.007	U		<0.007	U		0.0027	J	
		VMP-8-5-021011	2/10/2011	<0.0057	U		<0.01	U		<0.0032	U		<0.006	U		<0.01	U		0.0012	J		<0.0095	U		<0.0074	U		<0.0074	U		<0.0074	U		<0.0061	U	
		VMP-8-5-040711	4/7/2011	<0.0064	U		0.0023	J		<0.014	U		0.00094	J		<0.011	U		0.0014	J		<0.011	U		<0.0083	J	U	<0.0083	U		<0.0083	J	U	0.0026	J	
		VMP-8-5-072711	7/27/2011	<0.0068	U		<0.013	U		<0.016	U		<0.0072	U		<0.012	U		0.0014	J		<0.011	U		<0.0089	U		0.0013	J		0.0023	J	
		VMP-8-5-110311	11/3/2011	<0.0039	U		<0.0073	U		<0.009	U		<0.0042	U		<0.0071	U		<0.0029	U		<0.0066	U		<0.0051	U		<0.0051	U		<0.0051	U		0.0024	J	
		VMP-8-5-012312	1/23/2012	<0.0049	J	U	<0.009	U		<0.011	U		<0.0052	U		<0.0088	U		<0.0036	U		<0.0081	U		<0.0064	U		<0.0064	J	U	<0.0064	U		0.0039	J	
		VMP-8-5-041012	4/10/2012	<0.0044	U		<0.0081	U		<0.01	U		0.0011	J		<0.02	U		0.0044			<0.0073	U		<0.0057	U		<0.0057	U		0.0012	J		0.0021	J	
		VMP-8-5-071312	7/13/2012	<0.0047	U		<0.0088	U		<0.011	U		<0.005	U		<0.021	U		<0.0035	U		<0.0079	U		<0.0062	U		<0.0062	U		<0.0062	U		0.0026	J	
		VMP-8-5-073112	7/31/2012	<0.0047	U		<0.0088	U		<0.011	U		<0.005	U		<0.021	U		0.0028	J		<0.0079	U		<0.0062	U		<0.0062	U		<0.0062	U		0.0026	J	
		VMP-8-5-100412	10/4/2012	<0.0064	U		<0.012	U		<0.014	U		<0.0067	U		<0.028	U		<0.0048	U		<0.011	U		<0.0083	U		<0.0083	J	U	<0.0083	J	U	0.002	J	
		VMP-8-5-100412-Dup	10/4/2012	<0.0061	U		<0.011	U		<0.014	U		<0.0064	U		<0.027	U		<0.0045	U		<0.01	U		<0.0079	U		<0.0079	U		<0.0079	J	U	0.002	J	
		VMP-8-5-012413	1/24/2013	<0.0062	U		<0.011	U		<0.014	U		<0.0066	U		<0.028	U		<0.0046	U		<0.01	U		<0.0081	U		<0.0081	U		<0.0081	J	U	0.0025	J	
	9.5 ft	VMP-8-9.5	11/10/2009	<0.005	U		<0.009	U		<0.003	U		<0.005	U		<0.009	U		<0.003	U		<0.008	U		<0.006	U		<0.006	U		<0.006	U		<0.005	U	
		VMP-8-9.5-083010	8/30/2010	0.0027	J		<0.01	U		<0.0032	U		<0.0059	U		<0.01	U		<0.0042	U		<0.0093	U		<0.0073	U		0.0025	J		0.0029	J		0.0024	J	
		VMP-8-9.5-083010-DUP	8/30/2010	0.0028	J		<0.01	U		<0.0032	U		0.00094	J		<0.01	U		<0.0042	U		<0.0095	U		<0.0074	U		0.0021	J		0.0026	J		0.0024	J	
		VMP-8-9.5-111810	11/17/2010	<0.0056	U		<0.01	U		<0.0032	U		<0.0059	U		<0.01	U		0.0011	J		<0.0093	U		<0.0073	U		<0.0073	U		<0.0073	U		0.0024	J	
		VMP-8-9.5-021011	2/10/2011	<0.0058	U		<0.011	U		<0.0033	U		<0.0062	U		<0.01	U		<0.0043	U		<0.0097	U		<0.0076	U		<0.0076	U		<0.0076	U		0.0019	J	
		VMP-8-9.5-040711	4/7/2011	<0.0064	U		<0.012	U		<0.014	U		<0.0067	U		<0.011	U		0.00079	J		<0.011	U		<0.0083	U		<0.0083	U		0.00092	J		0.0016	J	
		VMP-8-9.5-072711	7/27/2011	<0.0049	U		<0.0091	U		<0.011	U		<0.0052	U		<0.0088	U		0.0014	J		<0.0082	U		<0.0064	U		<0.0064	U		0.0011	J		0.0019	J	
		VMP-8-9.5-110311	11/3/2011	<0.0039	U		<0.0072	U		<0.0089	U		<0.0041	U		<0.0069	U		<0.0029	U		<0.0064	U		<0.005	U		<0.005	U		<0.005	U		0.0019	J	
		VMP-8-9.5-012312	1/23/2012	<0.0047	J	U	<0.0086	U		<0.011	U		<0.005	U		<0.0084	U		0.0026	J		<0.0078	U		<0.0061	U		<0.0061	U		<0.0061	U		0.004	J	
		VMP-8-9.5-041012	4/10/2012	<0.0044	U		<0.0081	U		<0.01	U		<0.0047	U		<0.02	U		0.0056			<0.0073	U		<0.0057	U		0.002	J		0.0012	J		0.0024	J	
		VMP-8-9.5-071312	7/13/2012	<0.0043	U		<0.008	U		<0.0099	U		<0.0046	U		<0.019	U		<0.0032	U		<0.0072	U		<0.0056	U		<0.0056	U		<0.0056	U		0.0024	J	
		VMP-8-9.5-071312-Dup	7/13/2012	<0.0041	U		<0.0076	U		<0.0094	U		<0.0044	U		<0.018	U		<0.0031	U		<0.0069	U		<0.0054	U		<0.0054	U		<0.0054	U		0.0021	J	
		VMP-8-9.5-100412	10/4/2012	<0.007	U		<0.013	U		<0.016	U		<0.0074	U		<0.031	U		0.0039	J		<0.012	U		<0.0091	U		<0.0091	U		<0.0091	J	U	0.0022	J	
		VMP-8-9.5-012413	1/24/2013	<0.0058	U		<0.011	U		<0.013	U		<0.0062	U		<0.026	U		0.0015	J		<0.0097	U		<0.0076	U		<0.0076	U		<0.0076	J	U	0.0027	J	
		VMP-8-9.5-012413-Dup	1/24/2013	<0.0062	U		<0.011	U		<0.014	U		<0.0066	U		<0.028	U		0.0012	J		<0.01	U		<0.0081	U		<0.0081	U		<0.0081	U		0.0029	J	
	23.5 ft	VMP-8-23.5-083010	8/30/2010	0.003	J		<0.011	U		<0.0035	U		<0.0064	U		<0.011	U		0.002	J		<0.01	U		<0.0079	U		0.0021	J		0.0026	J		0.0028	J	
		VMP-8-23.5-111910	11/19/2010	<0.0058	U		<0.011	U		<0.0033	U		<0.0062	U		<0.01	U		0.0018	J		<0.0097	U		<0.0076	U		<0.0076	U		<0.0076	U		<0.0062	U	
		VMP-8-23.5-021011	2/10/2011	<0.0062	U		<0.011	U		<0.0035	U		<0.0066	U		<0.011	U		<0.0046	U		<0.01	U		<0.0081	U		<0.0081	U		<0.0081	U		0.0022	J	
		VMP-8-23.5-040711	4/7/2011	<0.0058	U		0.0021	J		<0.013	U		<0.0062	U		<0.01	U		0.001	J		<0.0097	U		<0.0076	U		<0.0076	U		<0.0076	U		0.0023	J	
		VMP-8-23.5-040711-DUP	4/7/2011	<0.0092	U		0.0033	J		<0.021	U		<0.0098	U		<0.016	U		0.0027	J		<0.015	U		<0.012	U		0.0016	J		0.0017	J		0.0017	J	
		VMP-8-23.5-081011	8/10/2011	<0.0061	J	U	<0.011	U		<0.014	U		<0.0064	U		<0.011	U		0.012			<0.01	U		<0.0079	J	U	<0.0079	J	U	<0.0079	J	U	0.0027	J	
		VMP-8-23.5-110611	11/6/2011	<0.0044	J	U	<0.0081	U		<0.01	U		<0.0047	U		<0.0079	U		<0.0033	U		<0.0073	U		<0.0057	U		<0.0057	U		0.003	J		0.003	J	
		VMP-8-23.5-012312	1/23/2012	<0.0049	J	U	<0.009	U		<0.011	U		0.001	J		<0.0088	U		0.0017	J		<0.0081	U		<0.0064	U		<0.0064	J	U	<0.0064	U		0.0033	J	
		VMP-8-23.5-041012	4/10/2012	<0.0043	U		<0.008	U		<0.0099	U		<0.0046	U		<0.019	U		0.0048			<0.0072	U		<0.0056	U		0.0012	J		0.001	J		0.0019	J	
		VMP-8-23.5-071312	7/13/2012	<0.0047	U		<0.0088	U		<0.011	U		<0.005	U		<0.021	U		<0.0035	U		<0.0079	U		<0.0062	U		<0.0062	U		<0.0062	U		0.0026	J	
		VMP-8-23.5-100412	10/4/2012	<0.0066	U		<0.012	U		<0.015	U		<0.007	U		<0.03	U		0.0042	J		<0.011	U		<0.0087	U		0.0017	J		0.00075	J		0.0026	J	
		VMP-8-23.5-012413	1/24/2013	<0.0066	U		<0.012	U		<0.015	U		<0.007	U		<0.03	U		<0.005	U		<0.011	U		<0.0087	U		<0.0087	U		<0.0087	U		0.0032	J	

SEE LAST PAGE OF TABLE FOR NOTES

TABLE 5
CUMULATIVE SUMMARY OF SOIL VAPOR ANALYTICAL DETECTIONS AND SCREENING RESULTS: VILLAGE - VOCS

Location	Depth	Sample ID	Sample Date	Chlorobenzene			Chlorodibromomethane			Chloroethane			Chloroform			Chloromethane			Cyclohexane			1,2-Dibromoethane			1,2-Dichlorobenzene			1,3-Dichlorobenzene			1,4-Dichlorobenzene			Dichlorodifluoromethane		
				69			57000						0.11									0.011			290						1200					
				Result (mg/m^3)	Lab Quals	URS Quals	Result (mg/m^3)	Lab Quals	URS Quals	Result (mg/m^3)	Lab Quals	URS Quals	Result (mg/m^3)	Lab Quals	URS Quals	Result (mg/m^3)	Lab Quals	URS Quals	Result (mg/m^3)	Lab Quals	URS Quals	Result (mg/m^3)	Lab Quals	URS Quals	Result (mg/m^3)	Lab Quals	URS Quals	Result (mg/m^3)	Lab Quals	URS Quals	Result (mg/m^3)	Lab Quals	URS Quals	Result (mg/m^3)	Lab Quals	URS Quals
VMP-9	5 ft	VMP-9-5-082610	8/26/2010	<0.0052	U		<0.0097	U		<0.003	U		<0.0056	U		<0.0094	U		0.011			<0.0088	U		<0.0068	U		<0.0068	U		<0.0068	U		0.003	J	
		VMP-9-5-111910	11/19/2010	<0.0055	U		<0.01	U		<0.0031	U		<0.0058	U		<0.0098	U		<0.0041	U		<0.0091	U		<0.0072	U		<0.0072	U		<0.0072	U		<0.0059	U	
		VMP-9-5-020811	2/8/2011	<0.0051	U		<0.0094	U		<0.0029	U		<0.0054	U		<0.0091	U		0.00097	J		<0.0084	U		<0.0066	J	U	<0.0066	U		<0.0066	J	U	0.0028	J	
		VMP-9-5-040611	4/6/2011	<0.014	U		<0.026	U		<0.032	U		<0.015	U		<0.025	U		<0.01	U		<0.023	U		<0.018	J	U	<0.018	J	U	<0.018	J	U	0.0025	J	
		VMP-9-5-080211	8/2/2011	<0.27	U		<0.5	U		<0.62	U		<0.29	U		<0.49	U		0.14	J		<0.45	U		<0.35	U		<0.35	U		<0.35	U		<0.29	U	
		VMP-9-5-110411	11/4/2011	<0.004	U		<0.0074	U		<0.0092	U		<0.0043	U		0.0016	J		<0.003	U		<0.0067	J	U	<0.0053	J	U	<0.0053	J	U	<0.0053	J	U	0.0021	J	
		VMP-9-5-012612	1/26/2012	<0.0034	J	U	<0.0063	U		<0.0079	U		<0.0036	U		<0.0062	U		0.01			<0.0057	U		<0.0045	U		<0.0045	J	U	<0.0045	J	U	0.0038		
		VMP-9-5-041112	4/11/2012	<0.0041	U		<0.0076	U		<0.0094	U		<0.0044	U		<0.018	U		0.0084			<0.0069	U		<0.0054	U		<0.0054	U		<0.0054	U		0.002	J	
		VMP-9-5-071312	7/13/2012	<0.0044	U		<0.0081	U		<0.01	U		<0.0047	U		<0.02	U		<0.0033	U		<0.0073	U		<0.0057	U		<0.0057	U		<0.0057	U		0.0021	J	
		VMP-9-5-101012	10/10/2012	<0.0066	U		<0.012	U		<0.015	U		<0.007	U		<0.03	U		<0.005	U		<0.011	U		<0.0087	U		<0.0087	U		<0.0087	U		0.0025	J	
		[4]VMP-9-5-012513	1/25/2013	<0.0065	U	UJ	<0.012	U	UJ	<0.015	U	UJ	<0.0069	U	UJ	<0.029	U	UJ	<0.0048	U	UJ	<0.011	U	UJ	<0.0085	U	UJ	<0.0085	U	UJ	<0.0085	U	UJ	0.0028	J	J
		VMP-9-5-021513	2/15/2013	<0.0064	U		<0.012	U		<0.014	U		<0.0067	U		<0.028	U		0.003	J		<0.011	U		<0.0083	U		<0.0083	U		<0.0083	J	U	0.0023	J	
	11.5 ft	VMP-9-11.5-082610	8/26/2010	<0.12	U		<0.22	U		<0.068	U		<0.12	U		<0.21	U		1.2			<0.2	U		<0.15	U		<0.15	U		<0.15	U		<0.13	U	
		VMP-9-11.5-111910	11/19/2010	<0.34	U		<0.63	U		<0.2	U		<0.36	U		<0.62	U		<0.26	U		<0.57	U		<0.45	U		<0.45	U		<0.45	U		<0.37	U	
		VMP-9-11.5-020911	2/9/2011	<0.0062	U		<0.011	U		<0.0035	U		<0.0066	U		<0.011	U		<0.0046	U		<0.01	U		<0.0081	U		<0.0081	U		<0.0081	U		<0.0066	U	
		VMP-9-11.5-020911-DUP	2/9/2011	<0.0048	U		<0.0089	U		<0.0028	U		<0.0051	U		<0.0086	U		0.0021	J		<0.008	U		<0.0063	U		<0.0063	U		<0.0063	U		0.0013	J	
		VMP-9-11.5-040611	4/6/2011	<0.018	U		<0.034	U		<0.042	U		<0.019	U		<0.032	U		0.0033	J		<0.03	U		<0.024	J	U	<0.024	U		<0.024	J	U	<0.02	U	
		VMP-9-11.5-080211	8/2/2011	<0.4	U		<0.75	U		<0.93	U		<0.43	U		<0.73	U		2.5			<0.68	U		<0.53	U		<0.53	U		<0.53	U		<0.44	U	
		VMP-9-11.5-110411	11/4/2011	<0.004	U		<0.0074	U		<0.0092	U		<0.0043	U		<0.0072	U		0.0018	J		<0.0067	U		<0.0053	U		<0.0053	U		<0.0053	J	U	0.0025	J	
		VMP-9-11.5-012612	1/26/2012	0.0019	J		<0.0066	U		<0.0082	U		<0.0038	U		<0.0064	U		0.00079	J		<0.006	J	U	<0.0046	J	U	<0.0046	J	U	<0.0046	J	U	0.0033	J	
		VMP-9-11.5-041112	4/11/2012	<0.0042	U		<0.0078	U		<0.0096	U		0.0025	J		<0.019	U		0.0072			<0.007	U		<0.0055	U		<0.0055	U		<0.0055	U		0.0021	J	
		VMP-9-11.5-071312	7/13/2012	<0.0047	U		<0.0088	U		<0.011	U		0.009			<0.021	U		0.00079	J		<0.0079	U		<0.0062	U		<0.0062	U		<0.0062	U		0.0021	J	
		VMP-9-11.5-101012	10/10/2012	<0.0064	U		<0.012	U		<0.014	U		0.0048	J		<0.028	U		0.0021	J		<0.011	U		<0.0083	U		<0.0083	U		<0.0083	U		0.0028	J	
		VMP-9-11.5-012513	1/25/2013	<0.0054	U		<0.0099	U		<0.012	U		0.0079			<0.024	U		0.0077			<0.009	U		<0.007	U		<0.007	J	U	<0.007	J	U	0.0025	J	
		VMP-9-11.5-012513-DUP	1/25/2013	<0.0058	U		<0.011	U		<0.013	U		0.0075			<0.026	U		0.01			<0.0097	U		<0.0076	U		<0.0076	J	U	<0.0076	J	U	0.003	J	
	25.5 ft	VMP-9-25.5-082610	8/26/2010	<0.93	U		<1.7	U		<0.53	U		<0.98	U		<1.7	U		31			<1.5	U		<1.2	U		<1.2	U		<1.2	U		<1	U	
		VMP-9-25.5-082610-DUP	8/26/2010	<0.99	U		<1.8	U		<0.57	U		<1	U		<1.8	U		32			<1.6	U		<1.3	U		<1.3	U		<1.3	U		<1.1	U	
		VMP-9-25.5-111910	11/19/2010	<1	U		<2	U		<0.61	U		<1.1	U		<1.9	U		20			<1.8	U		<1.4	U		<1.4	U		<1.4	U		<1.1	U	
		VMP-9-25.5-020911	2/9/2011	<0.58	U		<1.1	U		<0.33	U		<0.62	U		<1	U		3			<0.97	U		<0.76	U		<0.76	U		<0.76	U		<0.62	U	
		VMP-9-25.5-040811	4/8/2011	<0.29	U		<0.54	U		0.26	J		<0.31	U		<0.53	U		0.88			<0.49	U		<0.38	U		<0.38	U		<0.38	U		<0.32	U	
		VMP-9-25.5-080211	8/2/2011	<0.65	U		<1.2	U		<1.5	U		<0.69	U		<1.2	U		32		J	<1.1	U		<0.85	U		<0.85	U		<0.85	U		<0.7	U	
		VMP-9-25.5-110711	11/7/2011	0.35	J		<1.1	U		<1.3	U		<0.61	U		<1	U		1.8			<0.96	U		<0.75	U		0.079	J		<0.75	U		<0.62	U	
		VMP-9-25.5-110711-DUP	11/7/2011	0.31	J		<0.92	U		<1.1	U		<0.52	U		<0.89	U		1.7			<0.83	U		<0.65	U		0.069	J		<0.65	U		<0.53	U	
		VMP-9-25.5-012612	1/26/2012	<0.15	U		<0.27	U		<0.34	U		<0.16	U		<0.26	U		4.3		J	<0.25	U		<0.19	U		<0.19	U		<0.19	U		<0.16	U	
		VMP-9-25.5-041112	4/11/2012	<0.0042	U		<0.0078	U		<0.0096	U		0.0009	J		<0.019	U		0.0055			<0.007	U		<0.0055	U		0.00089	J		<0.0055	U		0.002	J	
		VMP-9-25.5-071312	7/13/2012	<0.0045	J	U	<0.0084	U		<0.01	U		0.0068			<0.02	U		<0.0034	J	U	<0.0076	U		<0.0059	J	U	<0.0059	J	U	<0.0059	J	U	0.0029	J	
		VMP-9-25.5-071312-Dup	7/13/2012	<0.0044	J	U	<0.0081	U		<0.01	U		0.0058			<0.02	U		<0.0033	J	U	<0.0073	U		<0.0057	J	U	<0.0057	J	U	<0.0057	J	U	0.0027	J	
		VMP-9-25.5-101012	10/10/2012	<0.0061	U		<0.011	U		<0.014	U		0.015			<0.027	U		<0.0045	U		<0.01	U		<0.0079	U		<0.0079	U		<0.0079	U		0.0027	J	
		VMP-9-25.5-013013	1/30/2013	<0.0065	U		<0.012	U		<0.015	U		0.0095			<0.029	U		<0.0048	U		<0.011	U		<0.0085	U		<0.0085	U		<0.0085	U		0.0025	J	
	38.5 ft	VMP-9-38.5-020911	2/9/2011	<0.96	U		<1.8	U		<0.55	U		<1	U		<1.7	U		18			<1.6	U		<1.2	U		<1.2	U		<1.2	U		<1	U	
		VMP-9-38.5-040811	4/8/2011	<1.3	U		<2.4	U		0.73	J		<1.4	U		<2.3	U		23			<2.1	U		<1.7	U		<1.7	U		<1.7	U		<1.4	U	
		VMP-9-38.5-012612	1/26/2012	<0.19	U		<0.36	U		<0.44	U		<0.2	U		<0.35	U		9.8		J	<0.32	U		<0.25	U		<0.25	U		<0.25	U		<0.21	U	
		VMP-9-38.5-041112	4/11/2012	<0.0037	U		<0.0068	U		<0.0085	U		0.0015	J		<0.017	U		0.0056			<0.0062	U		<0.0048	U		<0.0048	U		<0.0048	U		0.002	J	
		VMP-9-38.5-071312	7/13/2012	<0.0049	J	U	<0.009	U		<0.011	U		0.0073			<0.022	U		<0.0036	J	U	<0.0081	U		<0.0064	U		<0.0064	J	U	<0.0064	J	U	0.0025	J	
		VMP-9-38.5-101012	10/10/2012	<0.018	U		<0.034	U		<0.042	U		<0.019	U		<0.081	U		0.02			<0.03	U		<0.024	U		<0.024	U		<0.024	U		<0.019	U	
		VMP-9-38.5-013013	1/30/2013	<0.0065	U		<0.012	U		<0.015	U		0.0059	J		<0.029	U		<0.0048	U		<0.011	U		<0.0085	U		<0.0085	U		<0.0085	U		0.0028	J	
VMP-18	8.5 ft	VMP-18-8.5	6/18/2010	<0.006	U		<0.012	U		<0.003	U		<0.007	U		<0.012	U		<0.005	U		<0.011	U		<0.008	U		<0.008	U		<0.008	U		0.0025	J	
		VMP-18-8.5-090710	9/7/2010	<0.0059	U		<0.011	U		<0.0034	U		0.00097	J		<0.011	U		0.0063			<0.0099	U		<0.0078	J	U	<0.0078	J	U	<0.0078	J	U	0.0028	J	
		VMP-18-8.5-111910	11/19/2010	<0.005	U		<0.0092	U		<0.0028	U		<0.0053	U		<0.0089	U		0.0041			<0.0083	U		<0.0065	U		<0.0065	U		<0.0065	U		<0.0053	U	
		VMP-18-8.5-020711	2/7/2011	<0.0055	U		<0.01	U		<0.0031	U		<0.0058	U		<0.0098	U		0.022		J	<0.0091	U		<0.0072	J	U	<0.0072	J	U	<0.0072	J	U	0.0022	J	
		VMP-18-8.5-020711-DUP	2/7/2011	<0.0053	U		<0.0098	U		<0.003	U		<0.0056	U		<0.0094	U		0.0092		J	<0.0088	U		<0.0069	J	U	<0.0069	J	U	<0.0069	J	U	0.0022	J	
		VMP-18-8.5-040711	4/7/2011	<0.0059	J	U	0.0023	J		<0.014	U		<0.0063	U		<0.011	U		0.0062			<0.0099	U		<0.0077	J	U	<0.0077	J	U	<0.0077	J	U	0.0019	J	
		VMP-18-8.5-072811	7/28/2011	<0.0064	U		<0.012	U		<0.014	U		<0.0067	U		<0.011	U		<0.0048	U		<0.011	U		<0.0083	U		<0.0083	U		<0.0083	U		0.0027	J	
		VMP-18-8.5-110711	11/7/2011	<0.0041	U		<0.0076	U		<0.0094	U		<0.0044	U		<0.0074	U		<0.0031	U		<0.0069	U		<0.0054	U		<0.0054	U		<0.0054	U		0.0018	J	
		VMP-18-8.5-012312	1/23/2012	<0.0045	J	U	<0.0083	U		<0.01	U		<0.0047	U		<0.008	U		<0.0033	U		<0.0074	U		<0.0058	U		<0.0058	U		<0.0058	U		0.0028	J	
		VMP-18-8.5-041012	4/10/2012	<0.0046	U		<0.0086	U		<0.011	U		<0.0049	U		<0.021	U		0.0099			<0.0077	U		<0.006	U		<0.006	U		<0.006	J	U	0.002	J	
		VMP-18-8.5-071212	7/12/2012	<0.0045	U		<0.0083	U		<0.01	U		<0.0048	U		<0.02	U		0.0025	J		<0.0075	U		<0.0059	U		<0.0059	U		<0.0059	U		0.0017	J	
		VMP-18-8.5-100912	10/9/2012	<0.0061	U		<0.011	U		<0.014	U		<0.0064	U		<0.027	U		<0.0045	U		<0.01	U		<0.0079	U		<0.0079	U		<0.0079	J	U	0.0024	J	
		VMP-18-8.5-012313	1/23/2013	<0.0066	U		<0.012	U		<0.015	U		<0.007	U		<0.03	U		<0.005	U		<0.011	U		<0.0087	U		<0.0087	U		<0.0087	U		0.0027	J	
VMP-19	5 ft	VMP-19-5	6/18/2010	<0.006	U		<0.012	U		<0.003	U		0.00085	J		<0.011	U		0.0025	J		<0.01	U		<0.008	U		<0.008	U		<0.008	U		0.0021	J	
		VMP-19-5-090110	9/1/2010	<0.0059	J	U	<0.011	U		<0.0034	U		0.00094	J		<0.011	U		0.049			<0.0099	U		0.0019	J		<0.0078	J	U	<0.0078	J	U	0.0028	J	
		VMP-19-5-111510	11/15/2010	<0.0064	U		<0.012	U		<0.0036	U		<0.0067	U		<0.011	U		0.0012	J		<0.011	U		<0.0083	U		<0.0083	U		<0.0083	U		0.0023	J	
		VMP-19-5-020411	2/4/2011	<0.0056	U		<0.01	U		<0.0032	U		<0.0059	U		<0.01	U		0.0065			<0.0093	J	U	<0.0073	J	U	<0.0073	J	U	<0.0073	J	U	0.0028	J	
		VMP-19-5-040711	4/7/2011	0.00072	J		<0.012	U		<0.014	U		<0.0066	U		<0.011	U		0.0043	J		0.0012	J		0.00068	J		<0.0081	U		0.00088	J		0.0021	J	
		VMP-19-5-080911	8/9/2011	<0.0068	J	U	<0.013	U		<0.016	U		<0.0072	U		<0.012	U		0.05		J	<0.011	J	U	<0.0089	J	U	<0.0089	J	U	<0.0089	J	U	0.0027	J	
		VMP-19-5-080911-DUP	8/9/2011	<0.0065	J	U	<0.012	U		<0.015	U		<0.0069	U		<0.012	U		0.035		J	<0.011	J	U	<0.0085	J	U	<0.0085	J	U	<0.0085	J	U	0.0026	J	
		VMP-19-5-110811	11/8/2011	<0.0045	U		<0.0083	U		<0.01	U		<0.0048	U		<0.0081	U		<0.0034	U		<0.0075	U		<0.0059	U		<0.0059	U		<0.0059	U		0.0019	J	
		VMP-19-5-012612	1/26/2012	<0.0039	U		<0.0073	U		<0.009	U		<0.0042	U		<0.0071	U		<0.0029	U		<0.0066	U		<0.0051	U		<0.0051	U		<0.0051	U		0.0026	J	
		VMP-19-5-041012	4/10/2012	<0.0045	U		<0.0083	U		<0.01	U		<0.0048	U		<0.02	U		0.0046			<0.0075	U		<0.0059	U		<0.0059	U		<0.0059	J	U	0.002	J	
		VMP-19-5-071112	7/11/2012	<0.0051	U		<0.0095	U		<0.012	U		<0.0054	U		<0.023	U		<0.0038	U		<0.0086	U		<0.0067	U		<0.0067	U		<0.0067	U		<0.0055	U	
		VMP-19-5-100912	10/9/2012	<0.0068	U		<0.013	U		<0.016	U		<0.0072	U		<0.03	U		<0.0051	U		<0.011	U		<0.0089	U		<0.0089	U		<0.0089	J	U	0.0028	J	
		VMP-19-5-013113	1/31/2013	<0.0059	U		<0.011	U		<0.014	U		<0.0063	U		<0.027	U		0.012			<0.0099	U		<0.0078	U		<0.0078	U		<0.0078	U		0.0023	J	

SEE LAST PAGE OF TABLE FOR NOTES

TABLE 5
CUMULATIVE SUMMARY OF SOIL VAPOR ANALYTICAL DETECTIONS AND SCREENING RESULTS: VILLAGE - VOCS

Location	Depth	Sample ID	Sample Date	Chlorobenzene			Chlorodibromomethane			Chloroethane			Chloroform			Chloromethane			Cyclohexane			1,2-Dibromoethane			1,2-Dichlorobenzene			1,3-Dichlorobenzene			1,4-Dichlorobenzene			Dichlorodifluoromethane		
				69			57000						0.11									0.011			290						1200					
				Result (mg/m^3)	Lab Quals	URS Quals	Result (mg/m^3)	Lab Quals	URS Quals	Result (mg/m^3)	Lab Quals	URS Quals	Result (mg/m^3)	Lab Quals	URS Quals	Result (mg/m^3)	Lab Quals	URS Quals	Result (mg/m^3)	Lab Quals	URS Quals	Result (mg/m^3)	Lab Quals	URS Quals	Result (mg/m^3)	Lab Quals	URS Quals	Result (mg/m^3)	Lab Quals	URS Quals	Result (mg/m^3)	Lab Quals	URS Quals	Result (mg/m^3)	Lab Quals	URS Quals
VMP-20	5 ft	VMP-20-5-031411	3/14/2011	0.038			<0.01	U		<0.013	U		0.031			<0.01	U		0.052			<0.0093	U		<0.0073	U		<0.0073	U		<0.0073	U		0.003	J	
		VMP-20-5-041511	4/15/2011	<0.061	U		<0.11	U		<0.14	U		<0.065	U		<0.11	U		1.2			<0.1	U		<0.08	U		<0.08	U		<0.08	U		<0.066	U	
		VMP-20-5-072511	7/25/2011	<0.0065	U		<0.012	U		<0.015	U		0.0012	J		0.0036	J		<0.0048	U		<0.011	J	U	<0.0085	U		0.0013	J		<0.0085	J	U	0.0022	J	
		VMP-20-5-110111	11/1/2011	<0.0037	U		<0.0068	U		<0.0085	U		<0.0039	U		0.014			0.0011	J		<0.0062	U		<0.0048	U		<0.0048	U		<0.0048	U		0.002	J	
		VMP-20-5-012312	1/23/2012	<0.018	J	U	<0.033	U		<0.041	U		<0.019	U		<0.032	U		0.48			<0.03	U		<0.023	U		<0.023	U		<0.023	U		<0.019	U	
		VMP-20-5-041012	4/10/2012	<0.004	U		<0.0074	U		<0.0092	U		<0.0043	U		0.007	J		0.0093			<0.0067	U		<0.0053	U		<0.0053	U		<0.0053	U		0.0018	J	
		VMP-20-5-071112	7/11/2012	<0.0054	U		<0.0099	U		<0.012	U		<0.0057	U		<0.024	U		<0.004	U		<0.009	U		<0.007	U		<0.007	U		<0.007	U		<0.0058	U	
		VMP-20-5-073112	7/31/2012	<0.0045	U		<0.0083	U		<0.01	U		<0.0048	U		0.0016	J		0.0018	J		<0.0075	U		<0.0059	U		<0.0059	U		<0.0059	U		0.0024	J	
		VMP-20-5-100412	10/4/2012	<0.0066	U		<0.012	U		<0.015	U		<0.007	U		<0.03	U		<0.005	U		<0.011	U		<0.0087	U		<0.0087	U		<0.0087	U		0.0023	J	
		VMP-20-5-020713	2/7/2013	<0.0057	U		<0.01	U		<0.013	U		<0.006	U		<0.026	U		<0.0042	U		<0.0095	U		<0.0074	U		<0.0074	U		<0.0074	U		0.0028	J	
	10 ft	VMP-20-10-031411	3/14/2011	<0.0056	U		<0.01	U		<0.013	U		0.0049	J		<0.01	U		0.0041			<0.0093	U		<0.0073	U		<0.0073	U		<0.0073	U		0.0028	J	
		VMP-20-10-041511	4/15/2011	<0.056	U		<0.1	U		<0.13	U		<0.059	U		<0.1	U		0.27			<0.093	U		<0.073	U		<0.073	U		<0.073	U		<0.06	U	
		VMP-20-10-072511	7/25/2011	0.00079	J		<0.011	U		<0.014	U		0.0033	J		<0.011	U		<0.0044	U		<0.0099	U		0.0014	J		0.0019	J		0.0018	J		0.0025	J	
		VMP-20-10-110111	11/1/2011	<0.0039	U		<0.0073	U		<0.009	U		<0.0042	U		<0.0071	U		<0.0029	U		<0.0066	U		<0.0051	U		<0.0051	U		<0.0051	U		0.0025	J	
		VMP-20-10-012312	1/23/2012	<0.0041	J	U	<0.0076	U		<0.0094	U		<0.0044	U		<0.0074	U		0.0046			<0.0069	U		<0.0054	U		<0.0054	J	U	<0.0054	U		0.0033	J	
		VMP-20-10-041012	4/10/2012	<0.0039	U		<0.0073	U		<0.009	U		<0.0042	U		0.0051	J		0.012			<0.0066	U		<0.0051	U		<0.0051	U		<0.0051	U		0.0022	J	
		VMP-20-10-071112	7/11/2012	<0.0045	U		<0.0083	U		<0.01	U		<0.0048	U		0.0031	J		<0.0034	U		<0.0075	U		<0.0059	U		<0.0059	U		<0.0059	U		0.0019	J	
		VMP-20-10-100412	10/4/2012	<0.0062	U		<0.011	U		<0.014	U		<0.0066	U		<0.028	U		<0.0046	U		<0.01	U		<0.0081	U		<0.0081	J	U	<0.0081	J	U	0.0027	J	
		VMP-20-10-012213	1/22/2013	<0.0057	U		<0.01	U		<0.013	U		<0.006	U		<0.026	U		<0.0042	U		<0.0095	U		<0.0074	U		<0.0074	J	U	<0.0074	J	U	0.0026	J	
	25 ft	VMP-20-25-031411	3/14/2011	<0.0055	U		<0.01	U		<0.013	U		<0.0058	U		<0.0099	U		0.0019	J		<0.0092	U		<0.0072	U		<0.0072	U		<0.0072	U		0.0032	J	
		VMP-20-25-041511	4/15/2011	<0.064	U		<0.12	U		<0.14	U		<0.067	U		<0.11	U		0.23			<0.11	U		<0.083	U		<0.083	U		<0.083	U		<0.068	U	
		VMP-20-25-072611	7/26/2011	<0.42	U		<0.78	U		<0.97	U		<0.45	U		<0.76	U		<0.32	U		<0.71	U		<0.55	U		<0.55	U		<0.55	U		<0.45	U	
		VMP-20-25-110511	11/5/2011	<0.0039	J	U	<0.0072	U		<0.0089	U		<0.0041	U		<0.0069	U		<0.0029	U		<0.0064	U		<0.005	U		<0.005	U		<0.005	U		0.0026	J	
		VMP-20-25-012312	1/23/2012	<0.0043	J	U	<0.008	U		<0.0099	U		<0.0046	U		<0.0077	U		<0.0032	U		<0.0072	U		<0.0056	U		<0.0056	U		<0.0056	U		0.0031	J	
		VMP-20-25-041012	4/10/2012	<0.004	U		<0.0074	U		<0.0092	U		<0.0043	U		<0.018	U		0.0021	J		<0.0067	U		<0.0053	U		<0.0053	U		<0.0053	U		0.0021	J	
		VMP-20-25-041012-Dup	4/10/2012	<0.0041	U		<0.0076	U		<0.0094	U		<0.0044	U		<0.018	U		0.0021	J		<0.0069	U		<0.0054	U		<0.0054	U		<0.0054	U		0.0026	J	
		VMP-20-25-071112	7/11/2012	<0.0046	U		<0.0086	U		<0.011	U		<0.0049	U		<0.021	U		0.0011	J		<0.0077	U		<0.006	U		<0.006	U		<0.006	U		0.0025	J	
		VMP-20-25-100412	10/4/2012	<0.0068	U		<0.013	U		<0.016	U		<0.0072	U		<0.03	U		<0.0051	U		<0.011	U		<0.0089	U		<0.0089	U		<0.0089	U		0.0025	J	
		VMP-20-25-012213	1/22/2013	<0.0057	U		<0.01	U		<0.013	U		<0.006	U		<0.026	U		<0.0042	U		<0.0095	U		<0.0074	U		<0.0074	J	U	<0.0074	J	U	0.0026	J	
	39.5 ft	VMP-20-39.5-100412	10/4/2012	<1.7	U		<3.1	U		<3.8	U		<1.8	U		1.5	J		<1.2	U		<2.8	U		<2.2	U		<2.2	U		0.29	J		<1.8	U	
		VMP-20-39.5-012313	1/23/2013	<0.95	U		<1.8	U		<2.2	U		<1	U		<1.7	U		<0.71	U		<1.6	U		<1.2	U		<1.2	U		<1.2	U		<1	U	
VMP-21	5 ft	VMP-21-5-020911	2/9/2011	<2.1	U		<4	U		<1.2	U		<2.3	U		<3.8	U		94			<3.6	U		<2.8	U		<2.8	U		<2.8	U		<2.3	U	
		VMP-21-5-020911-DUP	2/9/2011	<3.6	U		<6.8	U		<2.1	U		<3.9	U		<6.6	U		77			<6.1	U		<4.8	U		<4.8	U		<4.8	U		<3.9	U	
		VMP-21-5-041311	4/13/2011	<0.0061	J	U	<0.011	U		<0.014	U		<0.0064	U		<0.011	U		0.4			<0.01	U		<0.0079	U		<0.0079	U		<0.0079	J	U	0.0025	J	
		VMP-21-5-072511	7/25/2011	<0.0064	J	U	<0.012	U		<0.014	U		<0.0067	U		<0.011	U		<0.0048	U		<0.011	U		<0.0083	U		0.0013	J		<0.0083	J	U	0.0023	J	
		VMP-21-5-110111	11/1/2011	<0.0052	U		<0.0097	U		<0.012	U		<0.0056	U		<0.0094	U		0.0095			<0.0088	U		<0.0068	U		<0.0068	U		<0.0068	U		0.0022	J	
		VMP-21-5-012312	1/23/2012	<0.0045	J	U	<0.0083	U		<0.01	U		<0.0047	U		<0.008	U		<0.0033	U		<0.0074	U		<0.0058	U		<0.0058	J	U	<0.0058	U		0.0035	J	
		VMP-21-5-012312-DUP	1/23/2012	<0.0041	J	U	<0.0076	U		<0.0094	U		<0.0044	U		<0.0074	U		<0.0031	U		<0.0069	U		<0.0054	U		<0.0054	J	U	<0.0054	U		0.0031	J	
		VMP-21-5-042412	4/24/2012	<0.0084	J	U	<0.016	U		<0.019	U		<0.0089	U		<0.038	U		0.041			<0.014	U		<0.011	U		<0.011	U		<0.011	J	U	0.0028	J	
		VMP-21-5-071012	7/10/2012	<0.0049	J	U	<0.009	U		<0.011	U		<0.0052	U		<0.022	U		0.028			<0.0081	U		<0.0064	U		<0.0064	U		<0.0064	U		0.0021	J	
		VMP-21-5-100412	10/4/2012	<0.0072	U		<0.013	U		<0.016	U		<0.0076	U		<0.032	U		<0.0054	U		<0.012	U		<0.0093	U		<0.0093	U		<0.0093	U		0.002	J	
		VMP-21-5-020613	2/6/2013	<0.0065	U		<0.012	U		<0.015	U		<0.0069	U		<0.029	U		<0.0048	U		<0.011	U		<0.0085	U		<0.0085	U		<0.0085	U		0.0029	J	
	10 ft	VMP-21-10-021011	2/10/2011	<1.9	U		<3.6	U		<1.1	U		<2	U		<3.5	U		72			<3.2	U		<2.5	U		<2.5	U		<2.5	U		<2.1	U	
		VMP-21-10-041311	4/13/2011	<0.24	U		<0.45	U		<0.56	U		<0.26	U		<0.44	U		0.5			<0.41	U		<0.32	U		<0.32	U		<0.32	U		<0.26	U	
		VMP-21-10-072511	7/25/2011	<0.013	J	U	<0.025	U		<0.031	U		<0.014	U		<0.024	U		<0.01	U		<0.022	J	U	<0.018	J	U	0.0033	J		<0.018	J	U	0.0025	J	
		VMP-21-10-110111	11/1/2011	<0.0039	U		<0.0073	U		<0.009	U		<0.0042	U		<0.0071	U		<0.0029	U		<0.0066	U		<0.0051	U		<0.0051	U		<0.0051	U		0.0022	J	
		VMP-21-10-012312	1/23/2012	<0.0045	J	U	<0.0083	U		<0.01	U		<0.0047	U		<0.008	U		0.00092	J		<0.0074	U		<0.0058	U		<0.0058	U		<0.0058	U		0.0026	J	
		VMP-21-10-040912	4/9/2012	<0.004	U		<0.0074	U		<0.0092	U		<0.0043	U		<0.018	U		0.11			<0.0067	U		<0.0053	U		<0.0053	U		<0.0053	U		0.0023	J	
		VMP-21-10-071012	7/10/2012	<0.0046	U		<0.0086	U		<0.011	U		<0.0049	U		<0.021	U		0.00068	J		<0.0077	U		<0.006	U		<0.006	U		<0.006	U		<0.005	U	
		VMP-21-10-100412	10/4/2012	<0.0065	U		<0.012	U		<0.015	U		<0.0069	U		<0.029	U		0.0015	J		<0.011	U		<0.0085	U		<0.0085	U		<0.0085	U		0.0021	J	
		VMP-21-10-020513	2/5/2013	<0.0062	U		<0.011	U		<0.014	U		<0.0066	U		<0.028	U		0.0036	J		<0.01	U		<0.0081	U		<0.0081	U		<0.0081	U		0.0022	J	
		VMP-21-10-020513-DUP	2/5/2013	<0.0058	U		<0.011	U		<0.013	U		<0.0062	U		<0.026	U		0.0043	J		<0.0097	U		<0.0076	U		<0.0076	U		<0.0076	U		0.0024	J	
	25 ft	VMP-21-25-021011	2/10/2011	<5.4	U		<9.9	U		<3.1	U		<5.7	U		<9.6	U		370			<9	U		<7	U		<7	U		<7	U		<5.8	U	
		VMP-21-25-041411	4/14/2011	<19	U		<35	U		<43	U		<20	U		<34	U		300			<31	U		<24	U		<24	U		<24	U		<20	U	
		VMP-21-25-041411-DUP	4/14/2011	<19	U		<35	U		<43	U		<20	U		<34	U		300			<31	U		<24	U		<24	U		<24	U		<20	U	
		VMP-21-25-072611	7/26/2011	<6.1	U		<11	U		<14	U		<6.4	U		<11	U		290			<10	U		<7.9	U		<7.9	U		<7.9	U		<6.5	U	
		VMP-21-25-110511	11/5/2011	2	J		<7.2	U		<8.9	U		<4.1	U		<6.9	U		6.2			<6.4	U		<5	U		<5	U		<5	U		<4.2	U	
		VMP-21-25-012412	1/24/2012	<0.053	U		<0.099	U		<0.12	U		<0.057	U		<0.096	U		0.0057	J		<0.089	U		<0.07	U		<0.07	U		<0.07	U		<0.057	U	
		VMP-21-25-040912	4/9/2012	<0.0042	U		<0.0078	U		<0.0096	U		<0.0045	U		<0.019	U		0.12			<0.007	U		<0.0055	U		<0.0055	U		<0.0055	U		0.0042	J	
		VMP-21-25-071112	7/11/2012	<0.0042	U		<0.0078	U		<0.0096	U		<0.0045	U		<0.019	U		0.0011	J		<0.007	U		<0.0055	U		<0.0055	U		<0.0055	U		0.0022	J	
		VMP-21-25-100412	10/4/2012	<0.0066	U		<0.012	U		<0.015	U		<0.007	U		<0.03	U		0.0022	J		<0.011	U		<0.0087	U		<0.0087	U		<0.0087	U		0.0026	J	
		VMP-21-25-020513	2/5/2013	<0.0059	U		<0.011	U		<0.014	U		<0.0063	U		<0.027	U		0.0035	J		<0.0099	U		<0.0078	U		<0.0078	U		<0.0078	U		0.0025	J	
		VMP-21-25-020513-DUP	2/5/2013	<0.0062	U		<0.011	U		<0.014	U		<0.0066	U		<0.028	U		0.004	J		<0.01	U		<0.0081	U		<0.0081	U		<0.0081	U		0.0027	J	
	33 ft	VMP-21-33-021011	2/10/2011	<5.4	U		<9.9	U		<3.1	U		<5.7	U		<9.6	U		410			<9	U		<7	U		<7	U		<7	U		<5.8	U	
		VMP-21-33-041411	4/14/2011	<18	U		<34	U		<42	U		<19	U		<32	U		290			<30	U		<24	U		<24	U		<24	U		<19	U	
		VMP-21-33-110511	11/5/2011	0.52	J		<1.6	U		<2	U		<0.93	U		<1.6	U		0.38	J		<1.5	U		<1.1	U		<1.1	U		<1.1	U		<0.94	U	
		VMP-21-33-012412	1/24/2012	<0.12	U		<0.23	U		<0.29	U		<0.13	U		<0.22	U		0.38		J	<0.21	U		<0.16	U		<0.16	U		<0.16	U		<0.14	U	
		VMP-21-33-042412	4/24/2012	<0.0043	J	U	<0.008	U		<0.0099	U		<0.0046	U		<0.019	U		0.0051			<0.0072	U		<0.0056	U		<0.0056	U		<0.0056	J	U	0.0029	J	
		VMP-21-33-071112	7/11/2012	<0.0045	U		<0.0083	U		<0.01	U		<0.0048	U		<0.02	U		<0.0034	U		<0.0075	U		<0.0059	U		<0.0059	U		<0.0059	U		0.0031	J	
		VMP-21-33-100412	10/4/2012	<0.0065	U		<0.012	U		<0.015	U		<0.0069	U		<0.029	U		0.0026	J		<0.011	U		<0.0085	U		<0.0085	U		<0.0085	U		0.0028	J	
		VMP-21-33-020513	2/5/2013	<0.0061	U		<0.011	U		<0.014	U		<0.0064	U		<0.027	U		<0.0045	U		<0.01	U		<0.0079	U		<0.0079	U		<0.0079	U		0.0026	J	

SEE LAST PAGE OF TABLE FOR NOTES

TABLE 5
CUMULATIVE SUMMARY OF SOIL VAPOR ANALYTICAL DETECTIONS AND SCREENING RESULTS: VILLAGE - VOCS

Location	Depth	Sample ID	Sample Date	Chlorobenzene			Chlorodibromomethane			Chloroethane			Chloroform			Chloromethane			Cyclohexane			1,2-Dibromoethane			1,2-Dichlorobenzene			1,3-Dichlorobenzene			1,4-Dichlorobenzene			Dichlorodifluoromethane		
				69			57000						0.11									0.011			290						1200					
				Result (mg/m^3)	Lab Quals	URS Quals	Result (mg/m^3)	Lab Quals	URS Quals	Result (mg/m^3)	Lab Quals	URS Quals	Result (mg/m^3)	Lab Quals	URS Quals	Result (mg/m^3)	Lab Quals	URS Quals	Result (mg/m^3)	Lab Quals	URS Quals	Result (mg/m^3)	Lab Quals	URS Quals	Result (mg/m^3)	Lab Quals	URS Quals	Result (mg/m^3)	Lab Quals	URS Quals	Result (mg/m^3)	Lab Quals	URS Quals	Result (mg/m^3)	Lab Quals	URS Quals
VMP-22	5 ft	VMP-22-5-021111	2/11/2011	<0.12	U		<0.22	U		<0.068	U		<0.12	U		<0.21	U		<0.088	U		<0.2	U		<0.15	U		<0.15	U		<0.15	U		<0.13	U	
		VMP-22-5-041811	4/18/2011	<0.058	U		<0.11	U		<0.13	U		<0.062	U		<0.1	U		<0.043	U		<0.097	U		<0.076	U		<0.076	U		<0.076	U		<0.062	U	
		VMP-22-5-072611	7/26/2011	<0.0068	J	U	<0.013	U		<0.016	U		<0.0072	U		<0.012	U		0.021			<0.011	J	U	0.0033	J		<0.0089	J	U	0.0023	J		0.0023	J	
		VMP-22-5-110111	11/1/2011	<0.0039	U		<0.0072	U		<0.0089	U		0.0018	J		0.0018	J		<0.0029	U		<0.0064	U		<0.005	U		<0.005	U		<0.005	U		0.0021	J	
		VMP-22-5-012412	1/24/2012	<0.0041	J	U	<0.0075	U		<0.0093	U		<0.0043	U		<0.0073	U		0.29		J	<0.0068	U		<0.0053	U		<0.0053	J	U	<0.0053	U		0.0031	J	J
		VMP-22-5-040912	4/9/2012	<0.0045	U		<0.0083	U		<0.01	U		<0.0048	U		<0.02	U		0.021			<0.0075	U		<0.0059	U		<0.0059	U		<0.0059	U		0.0028	J	
		VMP-22-5-070912	7/9/2012	<0.005	U		<0.0092	U		<0.011	U		<0.0053	U		<0.022	U		<0.0037	U		<0.0083	U		<0.0065	U		<0.0065	U		<0.0065	U		0.002	J	
		VMP-22-5-100312	10/3/2012	<0.0058	U		<0.011	U		<0.013	U		<0.0062	U		<0.026	U		<0.0043	U		<0.0097	U		<0.0076	U		<0.0076	U		<0.0076	U		0.0024	J	
		VMP-22-5-100312-Dup	10/3/2012	<0.0053	U		<0.0098	U		<0.012	U		<0.0056	U		<0.024	U		0.0018	J		<0.0088	U		<0.0069	U		<0.0069	U		<0.0069	U		0.0026	J	
		VMP-22-5-012413	1/24/2013	<0.0059	U		<0.011	U		<0.014	U		<0.0063	U		<0.027	U		<0.0044	U		<0.0099	U		<0.0078	U		<0.0078	J	U	<0.0078	U		0.0025	J	
	10 ft	VMP-22-10-021111	2/11/2011	<0.056	U		<0.1	U		<0.032	U		<0.06	U		<0.1	U		0.19			<0.094	U		<0.073	U		<0.073	U		<0.073	U		<0.06	U	
		VMP-22-10-041811	4/18/2011	<0.06	U		<0.11	U		<0.14	U		<0.064	U		<0.11	U		<0.045	U		<0.1	U		<0.078	U		<0.078	U		<0.078	U		<0.064	U	
		VMP-22-10-072611	7/26/2011	<0.007	J	U	<0.013	U		<0.016	U		0.012			<0.012	U		0.0046	J		<0.012	J	U	<0.0091	J	U	0.0028	J		<0.0091	J	U	0.0023	J	
		VMP-22-10-072611-DUP	7/26/2011	<0.0082	J	U	<0.015	U		<0.019	U		0.012			<0.015	U		0.0063			<0.014	J	U	<0.011	J	U	0.0027	J		<0.011	J	U	0.0019	J	
		VMP-22-10-110211	11/2/2011	<0.0039	U		<0.0073	U		<0.009	U		0.014			<0.0071	U		<0.0029	U		<0.0066	U		<0.0051	U		<0.0051	U		<0.0051	U		0.0024	J	
		VMP-22-10-012412	1/24/2012	<0.0045	J	U	<0.0083	U		<0.01	U		0.0071			<0.008	U		0.001	J		<0.0074	U		<0.0058	U		<0.0058	J	U	<0.0058	U		0.0032	J	
		VMP-22-10-040912	4/9/2012	<0.0044	U		<0.0082	U		<0.01	U		0.0024	J		<0.02	U		0.013			<0.0074	U		<0.0058	U		<0.0058	U		<0.0058	U		0.0031	J	
		VMP-22-10-070912	7/9/2012	<0.005	U		<0.0092	U		<0.011	U		0.0011	J		<0.022	U		<0.0037	U		<0.0083	U		<0.0065	U		<0.0065	U		<0.0065	U		0.0021	J	
		VMP-22-10-070912-Dup	7/9/2012	<0.0049	U		<0.009	U		<0.011	U		0.0011	J		<0.022	U		<0.0036	U		<0.0081	U		<0.0064	U		<0.0064	U		<0.0064	U		0.0017	J	
		VMP-22-10-100312	10/3/2012	<0.0056	U		<0.01	U		<0.013	U		<0.0059	U		<0.025	U		0.0032	J		<0.0093	U		<0.0073	U		<0.0073	J	U	<0.0073	J	U	0.0024	J	
		VMP-22-10-012413	1/24/2013	<0.0064	U		<0.012	U		<0.014	U		<0.0067	U		<0.028	U		<0.0048	U		<0.011	U		<0.0083	U		<0.0083	J	U	<0.0083	U		0.0029	J	
	18 ft	VMP-22-18-021111	2/11/2011	<0.98	U		<1.8	U		<0.56	U		<1	U		<1.8	U		65			<1.6	U		<1.3	U		<1.3	U		<1.3	U		<1	U	
		VMP-22-18-041811	4/18/2011	<4.1	U		<7.7	U		<9.5	U		<4.4	U		<7.4	U		58			<6.9	U		<5.4	U		<5.4	U		<5.4	U		<4.4	U	
		VMP-22-18-072611	7/26/2011	<2.1	U		<3.9	U		<4.8	U		<2.2	U		<3.8	U		39			<3.5	U		<2.8	U		<2.8	U		<2.8	U		<2.3	U	
		VMP-22-18-110511	11/5/2011	<0.0042	J	U	<0.0078	U		<0.0096	U		0.094			<0.0076	U		<0.0031	U		<0.007	U		<0.0055	U		<0.0055	U		<0.0055	U		0.0024	J	
		VMP-22-18-012412	1/24/2012	<0.039	U		<0.072	U		<0.089	U		<0.041	U		<0.069	U		<0.029	U		<0.064	U		<0.05	U		<0.05	U		<0.05	U		<0.042	U	
		VMP-22-18-040912	4/9/2012	<0.0046	U		<0.0086	U		<0.011	U		0.089			<0.021	U		0.008			<0.0077	U		<0.006	U		<0.006	U		<0.006	U		0.0027	J	
		VMP-22-18-070912	7/9/2012	<0.0049	U		<0.009	U		<0.011	U		0.049			<0.022	U		<0.0036	U		<0.0081	U		<0.0064	U		<0.0064	U		<0.0064	U		0.002	J	
		VMP-22-18-100412	10/4/2012	<0.0066	U		<0.012	U		<0.015	U		0.013			<0.03	U		<0.005	U		<0.011	U		<0.0087	U		<0.0087	J	U	<0.0087	J	U	0.0022	J	
		VMP-22-18-012413	1/24/2013	<0.0064	U		<0.012	U		<0.014	U		0.015			<0.028	U		<0.0048	U		<0.011	U		<0.0083	U		<0.0083	U		<0.0083	U		0.0029	J	
	38 ft	VMP-22-38-041811	4/18/2011	<13	U		<24	U		<29	U		<13	U		<23	U		240			<21	U		<16	U		<16	U		<16	U		<14	U	
		VMP-22-38-012512	1/25/2012	<0.039	U		<0.072	U		<0.089	U		<0.041	U		<0.069	U		<0.029	U		<0.064	U		<0.05	U		<0.05	U		<0.05	U		<0.042	U	
		VMP-22-38-040912	4/9/2012	<0.0045	U		<0.0083	U		<0.01	U		0.35			<0.02	U		0.014			<0.0075	U		<0.0059	U		<0.0059	U		<0.0059	U		0.003	J	
		VMP-22-38-070912	7/9/2012	<0.0047	U		<0.0088	U		<0.011	U		0.31			<0.021	U		0.00078	J		<0.0079	U		<0.0062	U		<0.0062	U		<0.0062	U		<0.0051	U	
		VMP-22-38-100412	10/4/2012	<0.007	U		<0.013	U		<0.016	U		0.075			<0.031	U		0.0012	J		<0.012	U		<0.0091	U		<0.0091	J	U	<0.0091	J	U	0.0026	J	
		VMP-22-38-012413	1/24/2013	<0.0062	U		<0.011	U		<0.014	U		0.062			<0.028	U		<0.0046	U		<0.01	U		<0.0081	U		<0.0081	U		<0.0081	U		0.0025	J	
VMP-23	5 ft	VMP-23-5-021511	2/15/2011	<0.0061	U		<0.011	U		<0.0035	U		0.0013	J		<0.011	U		0.0054			<0.01	U		<0.0079	U		<0.0079	J	U	<0.0079	J	U	0.0021	J	
		VMP-23-5-042111	4/21/2011	<0.053	U		<0.098	U		<0.12	U		<0.056	U		<0.094	U		<0.039	U		<0.088	U		<0.069	U		<0.069	U		<0.069	U		<0.057	U	
		VMP-23-5-072711	7/27/2011	<0.0061	U		<0.011	U		<0.014	U		<0.0064	U		<0.011	U		0.0068			<0.01	U		<0.0079	U		<0.0079	U		<0.0079	U		0.0016	J	
		VMP-23-5-110211	11/2/2011	<0.0043	U		<0.008	U		<0.0099	U		<0.0046	U		<0.0077	U		<0.0032	U		<0.0072	U		<0.0056	U		<0.0056	U		<0.0056	U		0.002	J	
		VMP-23-5-012512	1/25/2012	<0.0036	U		<0.0067	U		<0.0083	U		0.0022	J		<0.0065	U		0.0022	J		<0.0061	U		<0.0047	U		<0.0048	U		0.0012	J		0.0027	J	
		VMP-23-5-040912	4/9/2012	<0.0044	U		<0.0081	U		<0.01	U		<0.0047	U		<0.02	U		0.0031	J		<0.0073	U		<0.0057	U		<0.0057	U		<0.0057	U		0.0033	J	
		VMP-23-5-070912	7/9/2012	<0.0039	J	U	<0.0073	U		<0.009	U		<0.0042	U		0.0044	J		0.0022	J		<0.0066	U		<0.0051	U		<0.0051	U		<0.0051	U		0.0021	J	
		VMP-23-5-100312	10/3/2012	<0.0066	J	U	<0.012	U		<0.015	U		<0.007	U		<0.03	U		0.0019	J		<0.011	U		<0.0087	U		<0.0087	J	U	<0.0087	J	U	0.0022	J	
		VMP-23-5-012413	1/24/2013	<0.0057	U		<0.01	U		<0.013	U		<0.006	U		<0.026	U		<0.0042	U		<0.0095	U		<0.0074	U		<0.0074	U		<0.0074	U		0.0023	J	
	10 ft	VMP-23-10-021511	2/15/2011	<0.0063	J	U	<0.012	U		<0.0036	U		0.0015	J		<0.011	U		0.0044	J		<0.01	U		0.0024	J		<0.0082	J	U	<0.0082	J	U	<0.0068	U	
		VMP-23-10-042111	4/21/2011	<0.064	U		<0.12	U		<0.14	U		<0.067	U		<0.11	U		0.94			<0.11	U		<0.083	U		<0.083	U		<0.083	U		<0.068	U	
		VMP-23-10-072711	7/27/2011	<0.0058	U		<0.011	U		<0.013	U		<0.0062	U		<0.01	U		<0.0043	U		<0.0097	U		<0.0076	U		<0.0076	U		<0.0076	U		<0.0062	U	
		VMP-23-10-110211	11/2/2011	<0.0042	U		<0.0078	U		<0.0096	U		<0.0045	U		<0.0076	U		<0.0031	U		<0.007	U		<0.0055	U		<0.0055	U		<0.0055	U		0.0019	J	
		VMP-23-10-012512	1/25/2012	<0.0036	U		<0.0066	U		<0.0082	U		0.0067			<0.0064	U		0.2			<0.006	U		<0.0046	U		<0.0046	U		<0.0046	U		0.0023	J	
		VMP-23-10-040912	4/9/2012	<0.0045	U		<0.0083	U		<0.01	U		<0.0048	U		<0.02	U		<0.0034	U		<0.0075	U		<0.0059	U		<0.0059	U		<0.0059	U		0.0035	J	
		VMP-23-10-040912-Dup	4/9/2012	<0.0045	U		<0.0083	U		<0.01	U		0.0034	J		0.014	J		0.0017	J		<0.0075	U		<0.0059	U		<0.0059	U		<0.0059	U		0.0034	J	
		VMP-23-10-070912	7/9/2012	<0.0036	J	U	<0.0066	U		<0.0082	U		0.0012	J		0.0036	J		0.00069	J		<0.006	U		<0.0046	U		<0.0046	U		<0.0046	U		0.0022	J	
		VMP-23-10-100312	10/3/2012	<0.0072	J	U	<0.013	U		<0.016	U		<0.0076	U		0.0082	J		0.0063			<0.012	U		<0.0093	U		<0.0093	J	U	<0.0093	J	U	0.0026	J	
		VMP-23-10-012413	1/24/2013	<0.0057	U		<0.01	U		<0.013	U		0.0016	J		<0.026	U		<0.0042	U		<0.0095	U		<0.0074	U		<0.0074	U		<0.0074	U		0.0025	J	
	25 ft	VMP-23-25-021511	2/15/2011	<0.0058	U		<0.011	U		<0.0033	U		<0.0062	U		<0.01	U		0.0032	J		<0.0097	U		<0.0076	U		<0.0076	U		0.0012	J		<0.0062	U	
		VMP-23-25-042111	4/21/2011	<0.059	U		<0.11	U		<0.14	U		<0.063	U		<0.11	U		1.2			<0.099	U		<0.078	U		<0.078	U		<0.078	U		<0.064	U	
		VMP-23-25-072711	7/27/2011	<0.0066	U		<0.012	U		<0.015	U		<0.007	U		<0.012	U		0.0026	J		0.0026	J		0.003	J		0.0035	J		0.0043	J		<0.0071	U	
		VMP-23-25-110511	11/5/2011	<0.0042	J	U	<0.0078	U		<0.0096	U		<0.0045	U		<0.0076	U		<0.0031	U		<0.007	U		<0.0055	U		<0.0055	U		<0.0055	U		0.0015	J	
		VMP-23-25-012512	1/25/2012	<0.0038	U		<0.0086	U		<0.0086	U		0.0027	J		<0.0068	U		0.15			<0.0063	U		<0.0049	U		<0.0049	U		<0.0049	U		0.002	J	
		VMP-23-25-040912	4/9/2012	<0.0044	U		<0.0081	U		<0.01	U		0.0034	J		0.017	J		0.007			<0.0073	U		<0.0057	U		<0.0057	U		<0.0057	U		0.0032	J	
		VMP-23-25-071012	7/10/2012	<0.0056	J	U	<0.01	U		<0.013	U		0.0055	J		0.015	J		0.0018	J		<0.0094	U		<0.0073	U		<0.0073	U		<0.0073	U		0.0024	J	
		VMP-23-25-100312	10/3/2012	<0.007	J	U	<0.013	U		<0.016	U		0.0046	J		<0.031	U		0.0064			<0.012	U		<0.0091	U		<0.0091	J	U	<0.0091	J	U	0.0021	J	
		VMP-23-25-012413	1/24/2013	<0.0058	U		<0.011	U		<0.013	U		0.017			<0.026	U		<0.0043	U		<0.0097	U		<0.0076	U		<0.0076	U		<0.0076	U		0.0024	J	
	40 ft	VMP-23-40-071012	7/10/2012	<0.0047	J	U	<0.0088	U		<0.011	U		<0.005	U		<0.021	U		0.0025	J		<0.0079	U		<0.0062	U		<0.0062	U		<0.0062	U		0.0015	J	
		VMP-23-40-100312	10/3/2012	<0.0065	J	U	<0.012	U		<0.015	U		<0.0069	U		<0.029	U		0.0068			<0.011	U		<0.0084	U		<0.0084	J	U	<0.0084	J	U	0.0025	J	
		VMP-23-40-012413	1/24/2013	<0.0059	U		<0.011	U		<0.014	U		0.0069			<0.027	U		<0.0044	U		<0.0099	U		<0.0078	U		<0.0078	U		<0.0078	U		0.0026	J	

SEE LAST PAGE OF TABLE FOR NOTES

TABLE 5
CUMULATIVE SUMMARY OF SOIL VAPOR ANALYTICAL DETECTIONS AND SCREENING RESULTS: VILLAGE - VOCS

Location	Depth	Sample ID	Sample Date	Chlorobenzene			Chlorodibromomethane			Chloroethane			Chloroform			Chloromethane			Cyclohexane			1,2-Dibromoethane			1,2-Dichlorobenzene			1,3-Dichlorobenzene			1,4-Dichlorobenzene			Dichlorodifluoromethane		
				69			57000						0.11									0.011			290						1200					
				Result (mg/m^3)	Lab Quals	URS Quals	Result (mg/m^3)	Lab Quals	URS Quals	Result (mg/m^3)	Lab Quals	URS Quals	Result (mg/m^3)	Lab Quals	URS Quals	Result (mg/m^3)	Lab Quals	URS Quals	Result (mg/m^3)	Lab Quals	URS Quals	Result (mg/m^3)	Lab Quals	URS Quals	Result (mg/m^3)	Lab Quals	URS Quals	Result (mg/m^3)	Lab Quals	URS Quals	Result (mg/m^3)	Lab Quals	URS Quals	Result (mg/m^3)	Lab Quals	URS Quals
VMP-24	5 ft	VMP-24-5-021611	2/16/2011	<0.0065	U		<0.012	U		<0.0037	U		<0.0069	U		<0.012	U		0.0032	J		<0.011	U		<0.0085	J	U	<0.0085	J	U	<0.0085	J	U	0.0017	J	
		VMP-24-5-040811	4/8/2011	<0.069	U		<0.13	U		<0.16	U		<0.073	U		<0.12	U		0.71			<0.12	U		<0.09	U		<0.09	U		<0.09	U		<0.074	U	
		VMP-24-5-072811	7/28/2011	<0.0065	U		<0.012	U		<0.015	U		<0.0069	U		0.0049	J		0.004	J		0.0024	J		0.0021	J		0.0027	J		0.0036	J		0.002	J	
		VMP-24-5-110211	11/2/2011	<0.0043	U		<0.008	U		<0.0099	U		<0.0046	U		<0.0077	U		<0.0032	U		<0.0072	U		<0.0056	U		<0.0056	U		<0.0056	U		0.0024	J	
		VMP-24-5-110211-DUP	11/2/2011	<0.006	U		<0.011	U		<0.014	U		<0.0063	U		<0.011	U		<0.0045	U		<0.01	U		<0.0078	U		<0.0078	U		<0.0078	J	U	0.0023	J	
		VMP-24-5-012512	1/25/2012	<0.0037	U		<0.0068	U		<0.0085	U		<0.0039	U		<0.0066	U		<0.0028	U		<0.0062	U		<0.0048	U		<0.0048	U		<0.0048	U		0.0026	J	
		VMP-24-5-040912	4/9/2012	<0.0044	U		<0.0081	U		<0.01	U		<0.0047	U		0.011	J		0.0016	J		<0.0073	U		<0.0057	U		<0.0057	U		<0.0057	U		0.0032	J	
		VMP-24-5-071212	7/12/2012	<0.0042	U		<0.0078	U		<0.0096	U		<0.0045	U		0.0016	J		0.0019	J		<0.007	U		<0.0055	U		<0.0055	U		<0.0055	U		0.0021	J	
		VMP-24-5-101912	10/19/2012	<0.0065	J	U	<0.012	U		<0.015	U		<0.0069	U		<0.029	U		0.0015	J		<0.011	U		<0.0085	U		<0.0085	J	U	<0.0085	J	U	0.0025	J	
		VMP-24-5-012313	1/23/2013	<0.0058	U		<0.011	U		<0.013	U		<0.0062	U		<0.026	U		<0.0043	U		<0.0097	U		<0.0076	U		<0.0076	U		<0.0076	U		0.0024	J	
	10 ft	VMP-24-10-021711	2/17/2011	<0.0062	U		<0.011	U		<0.0035	U		<0.0066	U		<0.011	U		0.11			<0.01	U		<0.0081	U		<0.0081	U		<0.0081	U		0.0025	J	
		VMP-24-10-041111	4/11/2011	<0.012	U		<0.021	U		<0.026	U		<0.012	U		<0.021	U		0.15			<0.019	U		<0.015	U		<0.015	U		<0.015	U		0.0013	J	
		VMP-24-10-072811	7/28/2011	<0.0064	U		<0.012	U		<0.014	U		<0.0067	U		<0.011	U		0.0016	J		0.0015	J		0.0014	J		<0.0083	U		0.0023	J		0.0019	J	
		VMP-24-10-110211	11/2/2011	<0.0038	U		<0.007	U		<0.0086	U		<0.004	U		0.0016	J		<0.0028	U		<0.0063	U		<0.0049	U		<0.0049	U		<0.0049	U		0.0022	J	
		VMP-24-10-012512	1/25/2012	<0.0036	U		<0.0066	U		<0.0082	U		<0.0038	U		<0.0064	U		<0.0027	U		<0.006	U		<0.0046	U		<0.0046	U		<0.0046	U		0.0024	J	
		VMP-24-10-041012	4/10/2012	<0.0042	U		<0.0078	U		<0.0096	U		<0.0045	U		<0.019	U		0.0022	J		<0.007	U		<0.0055	U		<0.0055	U		<0.0055	U		0.0036	J	
		VMP-24-10-071212	7/12/2012	<0.0049	U		<0.009	U		<0.011	U		<0.0052	U		0.0097	J		<0.0036	U		<0.0081	U		<0.0064	U		<0.0064	U		<0.0064	U		0.0023	J	
		VMP-24-10-100912	10/9/2012	<0.0061	U		<0.011	U		<0.014	U		<0.0064	U		<0.027	U		<0.0045	U		<0.01	U		<0.0079	U		<0.0079	U		<0.0079	J	U	0.0026	J	
		VMP-24-10-012313	1/23/2013	<0.0064	U		<0.012	U		<0.014	U		<0.0067	U		<0.028	U		<0.0048	U		<0.011	U		<0.0083	U		<0.0083	U		<0.0083	U		0.0025	J	
	22 ft	VMP-24-22-021711	2/17/2011	<0.0062	U		<0.011	U		<0.0035	U		<0.0066	U		<0.011	U		0.067			<0.01	U		<0.0081	U		<0.0081	U		<0.0081	U		0.0026	J	
		VMP-24-22-041111	4/11/2011	<0.0058	U		<0.011	U		<0.013	U		<0.0062	U		0.0039	J		<0.0043	U		<0.0097	U		<0.0076	U		<0.0076	U		<0.0076	U		0.0032	J	
		VMP-24-22-072811	7/28/2011	<0.0058	U		<0.011	U		<0.013	U		<0.0062	U		<0.01	U		<0.0043	U		0.0016	J		0.001	J		<0.0076	U		0.0016	J		0.0024	J	
		VMP-24-22-072811-Dup	7/28/2011	<0.0066	U		<0.012	U		<0.015	U		<0.007	U		<0.012	U		<0.005	U		<0.011	U		0.001	J		<0.0087	U		0.002	J		0.0019	J	
		VMP-24-22-110611	11/6/2011	<0.004	J	U	<0.0074	U		<0.0092	U		<0.0043	J	U	<0.0072	U		0.0011	J		<0.0067	U		<0.0053	U		<0.0053	U		<0.0053	U		0.0029	J	
		VMP-24-22-012512	1/25/2012	<0.0038	U		<0.007	U		<0.0086	U		<0.004	U		<0.0068	U		<0.0028	U		<0.0063	U		<0.0049	U		<0.0049	U		<0.0049	U		0.0026	J	
		VMP-24-22-041012	4/10/2012	<0.0041	U		<0.0076	U		<0.0094	U		<0.0044	U		0.011	J		0.0082			<0.0069	U		<0.0054	U		<0.0054	U		<0.0054	U		0.0031	J	
		VMP-24-22-071212	7/12/2012	<0.005	U		<0.0092	U		<0.011	U		<0.0053	U		0.0026	J		0.001	J		<0.0083	U		<0.0065	U		<0.0065	U		<0.0065	U		<0.0054	U	
		VMP-24-22-100912	10/9/2012	<0.0062	U		<0.011	U		<0.014	U		<0.0056	U		<0.028	U		<0.0046	U		<0.01	U		<0.0081	U		<0.0081	U		<0.0081	U		0.0027	J	
		VMP-24-22-012313	1/23/2013	<0.0065	U		<0.012	U		<0.015	U		<0.0069	U		<0.029	U		<0.0048	U		<0.011	U		<0.0085	U		<0.0085	U		<0.0085	U		0.0029	J	
	34 ft	VMP-24-34-021711	2/17/2011	<0.0062	U		<0.011	U		<0.0035	U		<0.0066	U		0.0036	J		0.0024	J		<0.01	U		<0.0081	U		<0.0081	U		<0.0081	U		0.0022	J	
		VMP-24-34-041111	4/11/2011	<0.0056	U		0.0027	J		<0.013	U		0.00071	J		<0.01	U		0.0018	J		<0.0093	U		<0.0073	U		<0.0073	U		<0.0073	U		0.0021	J	
		VMP-24-34-072811	7/28/2011	<0.0049	U		<0.0091	U		<0.011	U		<0.0052	U		<0.0088	U		0.00092	J		<0.0082	U		<0.0064	U		<0.0064	U		0.0015	J		0.0016	J	
		VMP-24-34-110611	11/6/2011	<0.0031	J	U	<0.0058	U		<0.0072	U		<0.0033	U		<0.0056	U		0.0009	J		<0.0052	U		<0.0041	U		<0.0041	U		<0.0041	U		0.0028	J	
		VMP-24-34-012512	1/25/2012	<0.0039	U		<0.0072	U		<0.0089	U		0.00092	J		<0.0069	U		<0.0029	U		<0.0064	U		<0.005	U		0.0011	J		0.0013	J		0.0031	J	
		VMP-24-34-041012	4/10/2012	<0.0043	U		<0.008	U		<0.0099	U		<0.0046	U		0.01	J		0.0072			<0.0072	U		<0.0056	U		<0.0056	U		<0.0056	U		0.0033	J	
		VMP-24-34-071212	7/12/2012	<0.0041	U		<0.0076	U		<0.0094	U		<0.0044	U		<0.018	U		0.0022	J		<0.0069	U		<0.0054	U		<0.0054	U		<0.0054	U		0.0018	J	
		VMP-24-34-100912	10/9/2012	<0.0064	U		<0.012	U		<0.014	U		<0.0067	U		<0.028	U		0.0018	J		<0.011	U		<0.0083	U		<0.0083	U		<0.0083	U		0.0024	J	
		VMP-24-34-012313	1/23/2013	<0.0066	U		<0.012	U		<0.015	U		<0.007	U		<0.03	U		<0.005	U		<0.011	U		<0.0087	U		<0.0087	U		<0.0087	U		0.0027	J	
VMP-31	5 ft	VMP-31-5-042512	4/25/2012	<0.0044	J	U	<0.0081	U		<0.01	U		<0.0047	U		<0.02	U		<0.0033	U		<0.0073	U		<0.0057	U		<0.0057	U		<0.0057	J	U	0.0027	J	
		VMP-31-5-072012	7/20/2012	<0.0044	U		<0.0081	U		<0.01	U		<0.0047	U		0.0036	J		<0.0033	U		<0.0073	U		<0.0057	U		<0.0057	U		<0.0057	U		0.0026	J	
		VMP-31-5-102612	10/26/2012	0.0015	J		<0.012	U		<0.014	U		<0.0067	U		0.004	J		0.014			<0.011	U		<0.0083	U		<0.0083	U		<0.0083	U		0.0021	J	
		VMP-31-5-021113	2/11/2013	<0.0059	U		<0.011	U		<0.014	U		<0.0063	U		<0.027	U		0.0032	J		<0.0099	U		<0.0078	U		<0.0078	J	U	<0.0078	J	U	0.0022	J	
	10 ft	VMP-31-10-042512	4/25/2012	<0.0059	J	U	<0.011	U		<0.013	U		<0.0062	U		<0.026	U		0.018			<0.0098	U		<0.0077	U		<0.0077	J	U	<0.0077	J	U	0.0025	J	
		VMP-31-10-072612	7/26/2012	<0.0045	J	U	<0.0083	U		<0.01	U		0.0031	J		<0.02	U		<0.0034	U		<0.0075	U		<0.0059	U		<0.0059	J	U	<0.0059	J	U	0.0035	J	
		VMP-31-10-102612	10/26/2012	<0.0068	U		<0.013	U		<0.016	U		<0.0072	U		<0.03	U		0.0022	J		<0.011	U		<0.0089	U		<0.0089	U		<0.0089	U		0.0023	J	
		VMP-31-10-021313	2/13/2013	<0.0065	U		<0.012	U		<0.015	U		<0.0069	U		<0.029	U		0.004	J		<0.011	U		<0.0085	U		<0.0085	J	U	0.0021	J				
	20 ft	VMP-31-20-101912	10/19/2012	<6.4	U		<12	U		<14	U		<6.7	U		<11	U		4.4	J		<11	U		<8.3	U		<8.3	U		<8.3	U		<6.8	U	
		VMP-31-20-021113	2/11/2013	<0.091	U		<0.17	U		<0.21	U		<0.096	U		<0.16	U		<0.068	U		<0.15	U		<0.12	U		<0.12	U		<0.12	U		<0.097	U	
	30 ft	VMP-31-30-042512	4/25/2012	<2.2	U		<4.2	U		<5.2	U		<2.4	U		<4	U		34			<3.8	U		<2.9	U		<2.9	U		<2.9	U		<2.4	U	
		VMP-31-30-042512-Dup	4/25/2012	<2.2	U		<4.2	U		<5.2	U		<2.4	U		<4	U		38			<3.8	U		<2.9	U		<2.9	U		<2.9	U		<2.4	U	
		VMP-31-30-072012	7/20/2012	<0.44	U		<0.81	U		<1	U		<0.47	U		<2	U		0.4			<0.73	U		<0.57	U		<0.57	U		<0.57	U		<0.47	U	
		VMP-31-30-101912	10/19/2012	<0.4	U		<0.73	U		<0.91	U		<0.42	U		<0.71	U		0.42			<0.66	U		<0.52	U		<0.52	U		<0.52	U		<0.42	U	
		VMP-31-30-021113	2/11/2013	<6.5	U		<12	U		<15	U		<6.9	U		<12	U		<4.8	U		<11	U		<8.5	U		<8.5	U		<8.5	U		<7	U	
VMP-32	5 ft	VMP-32-5-042512	4/25/2012	<0.0043	J	U	<0.008	U		<0.0099	U		<0.0046	U		<0.019	U		0.00091	J		<0.0072	U		0.0012	J		<0.0056	J	U	<0.0056	J	U	0.003	J	
		VMP-32-5-072012	7/20/2012	0.0014	J		<0.0072	U		<0.0089	U		<0.0041	U		0.0022	J		0.0034			<0.0064	U		<0.005	U		<0.005	U		<0.005	U		0.0025	J	
		VMP-32-5-101812	10/18/2012	0.0044	J		<0.014	U		<0.017	U		<0.0078	U		<0.033	U		0.016			<0.012	U		<0.0096	U		<0.0096	U		<0.0096	U		<0.0079	U	
		VMP-32-5-020513	2/5/2013	<0.0058	U		<0.011	U		<0.013	U		<0.0062	U		<0.026	U		<0.0043	U		<0.0097	U		<0.0076	U		<0.0076	J	U	<0.0076	J	U	0.0024	J	
	10 ft	VMP-32-10-041612	4/16/2012	<0.0039	U		<0.0073	U		<0.009	U		<0.0042	U		0.0016	J		0.0024	J		<0.0066	U		<0.0051	U		<0.0051	U		<0.0051	J	U	0.0027	J	
		VMP-32-10-072012	7/20/2012	0.0019	J		<0.0083	U		<0.01	U		<0.0048	U		0.0013	J		0.0022	J		<0.0075	U		<0.0059	U		<0.0059	U		<0.0059	U		0.0022	J	
		VMP-32-10-101812	10/18/2012	0.0025	J		<0.013	U		<0.016	U		<0.0072	U		0.003	J		0.012			<0.011	U		<0.0089	U		<0.0089	U		<0.0089	U		0.0025	J	
		VMP-32-10-020513	2/5/2013	<0.0058	U		<0.011	U		<0.013	U		<0.0062	U		<0.026	U		<0.0043	U		<0.0097	U		<0.0076	U		<0.0076	U		<0.0076	U		0.0026	J	
	20 ft	VMP-32-20-041612	4/16/2012	<0.09	U		<0.17	U		<0.21	U		<0.096	U		<0.4	U		0.21			<0.15	U		0.041	J		0.05	J		0.058	J		<0.097	U	
		VMP-32-20-072012	7/20/2012	<0.0044	U		<0.0081	U		<0.01	U		<0.0047	U		0.0064	J		<0.0033	U		<0.0073	U		<0.0057	U		<0.0057	U		<0.0057	U		0.0027	J	
		VMP-32-20-101812	10/18/2012	0.0025	J		<0.012	U		<0.014	U		<0.0067	U		<0.028	U		0.0076			<0.011	U		<0.0083	U		<0.0083	U		<0.0083	U		0.0026	J	
		VMP-32-20-020513	2/5/2013	<0.0065	U		<0.012	U		<0.015	U		0.0013	J		<0.029	U		<0.0048	U		<0.011	U		<0.0085	U		<0.0085	U		<0.0085	U		0.0024	J	
	30 ft	VMP-32-30-041612	4/16/2012	<2.2	U		<4	U		<4.9	U		<2.3	U		<3.9	U		360			<3.6	U		<2.8	U		<2.8	U		<2.8	U		<2.3	U	
		VMP-32-30-072012	7/20/2012	<4.4	U		<8.2	U		<10	U		<4.7	U		<8	U		200			<7.4	U		<5.8	U		<5.8	U		<5.8	U		<4.8	U	
		VMP-32-30-101812	10/18/2012	<0.25	U		<0.47	U		<0.58	U		<0.27	U		<0.45	U		0.44			<0.42	U		<0.33	U		<0.33	U		<0.33	U		<0.27	U	
		VMP-32-30-020513	2/5/2013	<0.26	U		<0.48	U		<0.6	U		<0.28	U		<0.47	U		<0.19	U		<0.43	U		<0.34	U		<0.34	U		<0.34	U		<0.28	U	

SEE LAST PAGE OF TABLE FOR NOTES

TABLE 5
CUMULATIVE SUMMARY OF SOIL VAPOR ANALYTICAL DETECTIONS AND SCREENING RESULTS: VILLAGE - VOCS

Location	Depth	Sample ID	Sample Date	Chlorobenzene			Chlorodibromomethane			Chloroethane			Chloroform			Chloromethane			Cyclohexane			1,2-Dibromoethane			1,2-Dichlorobenzene			1,3-Dichlorobenzene			1,4-Dichlorobenzene			Dichlorodifluoromethane		
				69			57000						0.11									0.011			290						1200					
				Result (mg/m^3)	Lab Quals	URS Quals	Result (mg/m^3)	Lab Quals	URS Quals	Result (mg/m^3)	Lab Quals	URS Quals	Result (mg/m^3)	Lab Quals	URS Quals	Result (mg/m^3)	Lab Quals	URS Quals	Result (mg/m^3)	Lab Quals	URS Quals	Result (mg/m^3)	Lab Quals	URS Quals	Result (mg/m^3)	Lab Quals	URS Quals	Result (mg/m^3)	Lab Quals	URS Quals	Result (mg/m^3)	Lab Quals	URS Quals	Result (mg/m^3)	Lab Quals	URS Quals
VMP-42	10 ft	VMP-42-10-041812	4/18/2012	<0.0039	U		<0.0073	U		<0.009	U		0.0035	J		<0.018	U		0.047		J	<0.0066	U		<0.0051	U		<0.0051	U		<0.0051	J	U	0.0028	J	
		VMP-42-10-041812-Dup	4/18/2012	<0.004	U		<0.0074	U		<0.0092	U		<0.0043	U		<0.018	U		0.036		J	<0.0067	U		<0.0053	U		<0.0053	U		<0.0053	J	U	0.0027	J	
		VMP-42-20-041812	4/18/2012	<2.1	U		<3.8	U		<4.7	U		<2.2	U		<9.2	U		3			<3.4	U		<2.7	U		0.92	J		0.98	J		<2.2	U	
		VMP-42-10-071912	7/19/2012	<0.0044	U		<0.0081	U		<0.01	U		0.0022	J		<0.02	U		0.0028	J		<0.0073	U		<0.0057	U		<0.0057	U		<0.0057	U		0.0028	J	
		VMP-42-10-101212	10/12/2012	<0.0071	U		<0.013	U		<0.016	U		<0.0075	U		<0.032	U		<0.0053	U		<0.012	U		<0.0093	U		<0.0093	U		<0.0093	J	U	0.0024	J	
		VMP-42-10-013113	1/31/2013	<0.0065	U		<0.012	U		<0.015	U		<0.0069	U		<0.029	U		<0.0048	U		<0.011	U		<0.0085	U		<0.0085	U		<0.0085	U		0.0025	J	
	20 ft	VMP-42-20-071912	7/19/2012	<0.0043	U		<0.008	U		<0.0099	U		0.1			<0.019	J	U	0.013			<0.0072	U		<0.0056	U		<0.0056	U		<0.0056	J	U	0.0025	J	
		VMP-42-20-101212	10/12/2012	<0.0063	U		<0.012	U		<0.014	U		0.035			<0.028	U		<0.0047	U		<0.01	U		<0.0082	U		<0.0082	U		<0.0082	U		0.0023	J	
		VMP-42-20-101212-Dup	10/12/2012	<0.0064	U		<0.012	U		<0.014	U		0.036			<0.028	U		0.0011	J		<0.011	U		<0.0083	U		<0.0083	U		<0.0083	U		0.0023	J	
		VMP-42-20-013113	1/31/2013	<0.0059	U		<0.011	U		<0.014	U		0.025			<0.027	U		<0.0044	U		<0.0099	U		<0.0078	U		<0.0078	U		<0.0078	U		0.002	J	
	30 ft	VMP-42-30-041912	4/19/2012	<4.3	U		<8	U		<9.9	U		<4.6	U		<7.7	U		22			<7.2	U		<5.6	U		<5.6	U		<5.6	U		<4.6	U	
		VMP-42-30-071912	7/19/2012	<0.004	U		<0.0074	U		<0.0092	U		<0.0043	U		<0.018	U		0.23		J	<0.0067	U		<0.0053	U		<0.0053	U		<0.0053	U		0.0029	J	J
		VMP-42-30-101212	10/12/2012	<0.0066	U		<0.012	U		<0.015	U		0.005	J		0.0085	J		0.009			<0.011	U		<0.0087	U		<0.0087	U		<0.0087	U		0.0022	J	
		VMP-42-30-101212-Dup	10/12/2012	<0.0066	U		<0.012	U		<0.015	U		0.0051	J		0.0091	J		0.0093			<0.011	U		<0.0087	U		<0.0087	U		<0.0087	U		0.0024	J	
		VMP-42-30-013113	1/31/2013	<0.0064	U		<0.012	U		<0.014	U		0.0079			<0.028	U		0.0022	J		<0.011	U		<0.0083	U		<0.0083	U		<0.0083	U		0.002	J	
VMP-43	10 ft	VMP-43-10-041612	4/16/2012	<0.0045	U		<0.0083	U		<0.01	U		<0.0048	U		0.0024	J		0.011			<0.0075	U		<0.0059	U		<0.0059	U		<0.0059	J	U	0.0025	J	
		VMP-43-10-071912	7/19/2012	<0.0086	U		<0.016	U		<0.02	U		0.0018	J		<0.039	U		0.01			<0.014	U		<0.011	U		<0.011	U		<0.011	U		0.0021	J	
		VMP-43-10-101612	10/16/2012	<0.0073	U		<0.014	U		<0.017	U		<0.0078	U		<0.033	U		<0.0055	U		<0.012	U		<0.0096	U		<0.0096	U		<0.0096	U		0.0022	J	
	20 ft	VMP-43-20-041612	4/16/2012	<0.044	U		<0.081	U		<0.1	U		<0.047	U		<0.079	U		0.55			<0.073	U		<0.057	U		<0.057	U		<0.057	U		<0.047	U	
		VMP-43-20-071912	7/19/2012	<0.016	U		<0.029	U		<0.036	U		0.0031	J		<0.071	U		0.0097	J		<0.026	U		<0.021	U		<0.021	U		<0.021	U		0.0046	J	
		VMP-43-20-101812	10/18/2012	<0.0061	U		<0.011	U		<0.014	U		0.0053	J		<0.027	U		<0.0045	U		<0.01	U		<0.0079	U		<0.0079	U		<0.0079	U		0.0031	J	
		VMP-43-20-012413	1/24/2013	<0.0061	U		<0.011	U		<0.014	U		0.0022	J		<0.027	U		<0.0045	U		<0.01	U		<0.0079	U		<0.0079	U		<0.0079	U		0.0031	J	
	30 ft	VMP-43-30-042312	4/23/2012	<0.04	U		<0.074	U		<0.092	U		<0.043	U		<0.072	U		0.0054	J		<0.067	U		<0.053	U		<0.053	U		<0.053	U		<0.043	U	
		VMP-43-30-071912	7/19/2012	<0.0044	U		<0.0081	U		<0.01	U		0.0017	J		<0.02	J	U	0.0052			<0.0073	U		<0.0057	U		0.0011	J		0.003	J				
		VMP-43-30-101812	10/18/2012	<0.0064	U		<0.012	U		<0.014	U		0.0082			<0.028	U		0.0025	J		<0.011	U		<0.0083	U		<0.0083	U		0.0025	J				
		VMP-43-30-012413	1/24/2013	<0.0062	U		<0.011	U		<0.014	U		<0.0066	U		<0.028	U		<0.0046	U		<0.01	U		<0.0081	U		<0.0081	U		0.0026	J				
VMP-44	10 ft	VMP-44-10-041912	4/19/2012	<2.1	U		<3.9	U		<4.8	U		<2.2	U		<3.8	U		220			<3.5	U		<2.8	U		<2.8	U		<2.8	U		<2.3	U	
		VMP-44-10-072012	7/20/2012	<0.71	U		<1.3	U		<1.6	U		<0.75	U		<1.3	U		<0.53	U		<1.2	U		<0.92	U		<0.92	U		<0.92	U		<0.76	U	
		VMP-44-10-081012	8/10/2012	<0.42	U		<0.78	U		<0.96	U		<0.45	U		<0.76	U		<0.31	U		<0.7	U		<0.55	U		<0.55	U		<0.55	U		<0.45	U	
		VMP-44-10-101212	10/12/2012	<1.3	U		<2.4	U		<3	U		<1.4	U		<2.3	U		13			<2.2	U		<1.7	U		<1.7	U		<1.7	U		<1.4	U	
		VMP-44-10-012513	1/25/2013	<0.53	U		<0.98	U		<1.2	U		<0.56	U		<0.95	U		9.3			<0.88	U		<0.69	U		<0.69	U		<0.69	U		<0.57	U	
	20 ft	VMP-44-20-041912	4/19/2012	<0.46	U		<0.86	U		<1.1	U		<0.49	U		<0.83	U		110			<0.77	U		<0.6	U		<0.6	U		<0.6	U		<0.5	U	
		VMP-44-20-072512	7/25/2012	<0.79	U		<1.5	U		<1.8	U		<0.84	U		<1.4	U		120		J	<1.3	U		<1	U		<1	U		<1	U		<0.85	U	
		VMP-44-20-101212	10/12/2012	<2.6	U		<4.8	U		<6	U		<2.8	U		<4.7	U		29			<4.4	U		<3.4	U		<3.4	U		<3.4	U		<2.8	U	
		VMP-44-20-012513	1/25/2013	<0.19	U		<0.35	U		<0.44	U		<0.2	U		<0.34	U		3.2			<0.32	U		<0.25	U		<0.25	U		<0.25	U		<0.2	U	
	30 ft	VMP-44-30-041912	4/19/2012	<0.27	U		<0.5	U		<0.62	U		<0.28	U		<0.48	U		13			<0.45	U		<0.35	U		<0.35	U		<0.35	U		<0.29	U	
		VMP-44-30-072512	7/25/2012	<0.045	U		<0.083	U		<0.1	U		<0.048	U		<0.081	U		2.1			<0.075	U		<0.059	U		<0.059	U		<0.059	U		<0.048	U	
		VMP-44-30-072512-Dup	7/25/2012	<0.045	U		<0.083	U		<0.1	U		<0.048	U		<0.081	U		2.1			<0.075	U		<0.059	U		<0.059	U		<0.059	U		<0.048	U	
		VMP-44-30-101512	10/15/2012	<0.28	U		<0.52	U		<0.64	U		<0.3	U		<1.2	U		5.9			<0.46	U		<0.36	U		<0.36	U		<0.36	U		<0.3	U	
		VMP-44-30-101512-Dup	10/15/2012	<0.26	U		<0.48	U		<0.6	U		<0.28	U		<1.2	U		5.7			<0.43	U		<0.34	U		<0.34	U		<0.34	U		<0.28	U	
		VMP-44-30-012513	1/25/2013	<0.067	U	UJ	<0.12	U	UJ	<0.15	U	UJ	<0.071	U	UJ	<0.12	U	UJ	0.022	J	J	<0.11	U	UJ	<0.087	U	UJ	<0.087	U	UJ	<0.087	U	UJ	<0.072	U	UJ
VMP-45	10 ft	VMP-45-10-041912	4/19/2012	<0.0042	U		<0.0078	U		<0.0096	U		<0.0045	U		<0.019	U		0.0012	J		<0.007	U		<0.0055	U		<0.0055	U		<0.0055	U		0.0028	J	
		VMP-45-10-071912	7/19/2012	<0.0043	U		<0.008	U		<0.0099	U		0.0022	J		<0.019	J	U	0.0018	J		<0.0072	U		<0.0056	U		<0.0056	U		<0.0056	U		0.0026	J	
		VMP-45-10-101512	10/15/2012	<0.0067	U		<0.012	U		<0.015	U		0.0052	J		<0.03	U		0.00093	J		<0.011	U		<0.0087	U		<0.0087	U		<0.0087	U		0.0021	J	
		VMP-45-10-013013	1/30/2013	<0.0058	U		<0.011	U		<0.013	U		<0.0062	U		<0.026	U		<0.0043	U		<0.0097	U		<0.0076	U		<0.0076	U		<0.0076	U		0.0022	J	
	20 ft	VMP-45-20-041912	4/19/2012	<0.26	U		<0.48	U		<0.6	U		<0.28	U		<0.47	U		2.4			<0.44	U		<0.34	U		<0.34	U		<0.34	U		<0.28	U	
		VMP-45-20-071912	7/19/2012	<0.082	U		<0.15	U		<0.19	U		0.013	J		<0.37	U		0.22			<0.14	U		<0.11	U		<0.11	U		<0.11	U		<0.088	U	
		VMP-45-20-101512	10/15/2012	<0.0064	U		<0.012	U		<0.014	U		0.016			<0.028	U		0.0064			<0.011	U		<0.0083	U		<0.0083	U		<0.0083	U		0.0023	J	
		VMP-45-20-013013	1/30/2013	<0.0061	U		<0.011	U		<0.014	U		0.011			<0.027	U		<0.0045	U		<0.01	U		<0.0079	U		<0.0079	U		<0.0079	U		0.0024	J	
	30 ft	VMP-45-30-041912	4/19/2012	<0.18	U		<0.32	U		<0.4	U		<0.19	U		<0.32	U		3.4		J	<0.29	U		<0.23	U		<0.23	U		<0.23	U		<0.19	U	
		VMP-45-30-071912	7/19/2012	<0.044	U		<0.081	U		<0.1	U		<0.047	U		<0.079	U		0.072			<0.073	U		<0.057	U		<0.057	U		<0.057	U		<0.047	U	
		VMP-45-30-101512	10/15/2012	<0.0064	U		<0.012	U		<0.014	U		0.02			<0.028	U		0.0071			<0.011	U		<0.0083	U		<0.0083	U		<0.0083	J	U	0.0025	J	
		VMP-45-30-101512-Dup	10/15/2012	<0.0063	U		<0.012	U		<0.014	U		0.021			<0.028	U		0.0075			<0.01	U		<0.0082	U		<0.0082	U		<0.0082	U		0.003	J	
		VMP-45-30-013013	1/30/2013	<0.011	U		<0.021	U		<0.026	U		0.0086	J		<0.05	U		<0.0083	U		<0.018	U		<0.014	U		<0.014	U		<0.014	U		0.0018	J	

SEE LAST PAGE OF TABLE FOR NOTES

TABLE 5
CUMULATIVE SUMMARY OF SOIL VAPOR ANALYTICAL DETECTIONS AND SCREENING RESULTS: VILLAGE - VOCS

Location	Depth	Sample ID	Sample Date	Chlorobenzene			Chlorodibromomethane			Chloroethane			Chloroform			Chloromethane			Cyclohexane			1,2-Dibromoethane			1,2-Dichlorobenzene			1,3-Dichlorobenzene			1,4-Dichlorobenzene			Dichlorodifluoromethane		
				69			57000						0.11									0.011			290						1200					
				Result (mg/m^3)	Lab Quals	URS Quals	Result (mg/m^3)	Lab Quals	URS Quals	Result (mg/m^3)	Lab Quals	URS Quals	Result (mg/m^3)	Lab Quals	URS Quals	Result (mg/m^3)	Lab Quals	URS Quals	Result (mg/m^3)	Lab Quals	URS Quals	Result (mg/m^3)	Lab Quals	URS Quals	Result (mg/m^3)	Lab Quals	URS Quals	Result (mg/m^3)	Lab Quals	URS Quals	Result (mg/m^3)	Lab Quals	URS Quals	Result (mg/m^3)	Lab Quals	URS Quals
VMP-47	5 ft	VMP-47-5-012113	1/21/2013	<0.0066	U		<0.012	U		<0.015	U		<0.007	U		<0.03	U		0.0025	J		<0.011	U		<0.0087	U		0.0015	J		0.0022	J		0.003	J	
		[4]VMP-47-5-012313-R	1/23/2013	<22	U		<41	U		<51	U		<24	U		<40	U		33			<37	U		<29	U		<29	U		<29	U		<24	U	
	10 ft	VMP-47-10-012113	1/21/2013	<0.0064	U		<0.012	U		<0.014	U		<0.0067	U		<0.028	U		<0.0048	U		<0.011	U		<0.0083	U		<0.0083	J	U	<0.0083	J		0.0035	J	
		[4]VMP-47-10-012313-R	1/23/2013	<0.56	U		<1	U		<1.3	U		<0.59	U		<1	U		3.5			<0.93	U		<0.73	U		<0.73	U		<0.73	U		<0.6	U	
	20 ft	VMP-47-20-012113	1/21/2013	<5.8	U		<11	U		<13	U		<6.2	U		<10	U		<4.3	U		<9.7	U		<7.6	U		<7.6	U		<7.6	U		<6.2	U	
		[4]VMP-47-20-012313-R	1/23/2013	<14	U		<25	U		<31	U		<14	U		<24	U		27			<23	U		<18	U		<18	U		<18	U		<15	U	
	30 ft	VMP-47-30-012113	1/21/2013	<4.2	U		<7.8	U		<9.7	U		<4.5	U		<7.6	U		<3.2	U		<7.1	U		<5.5	U		<5.5	U		<5.5	U		<4.5	U	
		[4]VMP-47-30-012313-R	1/23/2013	<22	U		<40	U		<50	U		<23	U		<39	U		33			<36	U		<29	U		<29	U		<29	U		<24	U	
VMP-48	5 ft	VMP-48-5-020113	2/1/2013	<0.0059	U		<0.011	U		<0.014	U		<0.0063	U		<0.026	U		<0.0044	U		<0.0099	U		<0.0077	U		<0.0077	U		<0.0077	U		0.0019	J	
	10 ft	VMP-48-10-020113	2/1/2013	<0.0061	U		<0.011	U		<0.014	U		0.0014	J		<0.027	U		<0.0046	U		<0.01	U		<0.008	U		<0.008	U		<0.008	U		0.0024	J	
	20 ft	VMP-48-20-020113	2/1/2013	<0.0059	U		<0.011	U		<0.013	U		<0.0062	U		<0.026	U		<0.0044	U		<0.0098	U		<0.0077	U		<0.0077	U		<0.0077	U		0.0021	J	
	30 ft	VMP-48-30-020113	2/1/2013	<0.006	U		<0.011	U		<0.014	U		<0.0064	U		<0.027	U		<0.0045	U		<0.01	U		<0.0078	U		<0.0078	U		<0.0078	U		0.0031	J	J
		VMP-48-30-020113-DUP	2/1/2013	<0.024	U		<0.044	U		<0.055	U		<0.025	U		<0.11	U		<0.018	U		<0.04	U		<0.031	U		<0.031	U		<0.031	U		<0.026	U	UJ
VMP-49	5 ft	VMP-49-5-020113	2/1/2013	<0.0062	U		<0.011	U		<0.014	U		<0.0066	U		<0.028	U		<0.0046	U		<0.01	U		<0.0081	U		<0.0081	U		<0.0081	U		0.0021	J	
	10 ft	VMP-49-10-020113	2/1/2013	<0.0061	U		<0.011	U		<0.014	U		<0.0064	U		<0.027	U		<0.0045	U		<0.01	U		<0.0079	U		<0.0079	U		<0.0079	U		0.0021	J	
	20 ft	VMP-49-20-020113	2/1/2013	<0.0059	U		<0.011	U		<0.014	U		<0.0063	U		<0.027	U		<0.0044	U		<0.0099	U		<0.0078	U		<0.0078	U		<0.0078	U		0.0024	J	
	30 ft	VMP-49-30-020113	2/1/2013	<0.28	U		<0.52	U		<0.65	U		<0.3	U		<1.3	U		0.54			<0.47	U		<0.37	U		<0.37	U		<0.37	U		<0.3	U	
VMP-50	5 ft	VMP-50-5-020113	2/1/2013	<0.0058	U		<0.011	U		<0.013	U		0.0014	J		<0.026	U		<0.0043	U		<0.0097	U		<0.0076	U		<0.0076	J	U	<0.0076	J	U	0.0027	J	
	10 ft	VMP-50-10-020113	2/1/2013	<0.0064	U		<0.012	U		<0.014	U		0.043			<0.028	U		<0.0048	U		<0.011	U		<0.0083	U		<0.0083	U		<0.0083	U		0.0022	J	
	20 ft	VMP-50-20-020113	2/1/2013	<0.025	U		<0.046	U		<0.056	U		<0.026	U		<0.11	U		0.16			<0.041	U		<0.032	U		<0.032	U		<0.032	U		<0.026	U	
	30 ft	VMP-50-30-020113	2/1/2013	<6	U		<11	U		<14	U		<6.3	U		<27	U		370			<10	U		<7.8	U		1	J		<7.8	U		<6.4	U	
VMP-51	5 ft	VMP-51-5-020113	2/1/2013	<0.0063	U		<0.012	U		<0.014	U		0.0038	J		<0.028	U		<0.0047	U		<0.01	U		<0.0082	U		<0.0082	U		<0.0082	U		0.0021	J	
	10 ft	VMP-51-10-020113	2/1/2013	<0.0064	U		<0.012	U		<0.014	U		0.011			<0.028	U		<0.0048	U		<0.011	U		<0.0083	U		<0.0083	U		<0.0083	U		0.0022	J	
	20 ft	VMP-51-20-021513-R	2/15/2013	<0.0061	U		<0.011	U		<0.014	U		0.02			<0.027	U		0.0014	J		<0.01	U		<0.0079	U		<0.0079	J	U	<0.0079	J		0.0026	J	
	30 ft	VMP-51-30-020413	2/4/2013	<0.0066	U		<0.012	U		<0.015	U		0.016			<0.03	U		0.0049			<0.011	U		<0.0087	U		<0.0087	U		<0.0087	U		0.002	J	
		VMP-51-30-020413-DUP	2/4/2013	<0.0065	U		<0.012	U		<0.015	U		0.015			<0.029	U		0.0087			<0.011	U		<0.0084	U		<0.0084	U		<0.0084	U		0.0022	J	
VMP-52	5 ft	VMP-52-5-020413	2/4/2013	<0.0058	U		<0.011	U		<0.013	U		<0.0062	U		<0.026	U		<0.0043	U		<0.0097	U		<0.0076	U		<0.0076	J	U	<0.0076	J	U	0.0024	J	
	10 ft	VMP-52-10-020413	2/4/2013	<0.0055	U		<0.01	U		<0.013	U		0.002	J		<0.025	U		<0.0041	U		<0.0092	U		<0.0072	U		<0.0072	U		<0.0072	U		0.0026	J	
	20 ft	VMP-52-20-020413	2/4/2013	<0.0062	U		<0.011	U		<0.014	U		0.0025	J		<0.028	U		0.023			<0.01	U		<0.008	J	U	<0.008	J	U	<0.008	J	U	0.0028	J	
		VMP-52-20-020413-DUP	2/4/2013	<0.0059	U		<0.011	U		<0.014	U		0.0023	J		<0.026	U		0.018			<0.0099	U		<0.0077	U		<0.0077	J	U	<0.0077	J	U	0.0022	J	
	30 ft	VMP-52-30-020413	2/4/2013	<0.0065	U		<0.012	U		<0.015	U		<0.0069	U		<0.029	U		0.023			<0.011	U		<0.0084	U		<0.0084	U		<0.0084	U		0.0024	J	
VMP-53	5 ft	VMP-53-5-020513	2/5/2013	<0.0059	U		<0.011	U		<0.014	U		<0.0063	U		<0.027	U		<0.0044	U		<0.0099	U		<0.0078	U		<0.0078	U		<0.0078	U		0.0022	J	
	10 ft	VMP-53-10-020513	2/5/2013	<0.0061	U		<0.011	U		<0.014	U		<0.0064	U		<0.027	U		0.0043	J		<0.01	U		<0.0079	U		<0.0079	U		<0.0079	U		0.0028	J	
		VMP-53-10-020513-DUP	2/5/2013	<0.0057	U		<0.01	U		<0.013	U		<0.006	U		<0.026	U		<0.0042	U		<0.0095	U		<0.0074	U		<0.0074	U		<0.0074	U		0.0024	J	
	20 ft	VMP-53-20-020513	2/5/2013	<0.0061	U		<0.011	U		<0.014	U		0.0051	J		<0.027	U		<0.0045	U		<0.01	U		<0.0079	U		<0.0079	U		<0.0079	U		0.0026	J	
	30 ft	VMP-53-30-020513	2/5/2013	<0.0062	U		<0.011	U		<0.014	U		0.012			<0.028	U		<0.0046	U		<0.01	U		<0.0081	U		<0.0081	U		<0.0081	U		0.0026	J	
VMP-54	5 ft	VMP-54-5-020613	2/6/2013	<0.0064	U		<0.012	U		<0.014	U		<0.0067	U		<0.028	U		0.0026	J		<0.011	U		<0.0083	U		<0.0083	U		<0.0083	U		0.0021	J	
	10 ft	VMP-54-10-020613	2/6/2013	<0.0065	U		<0.012	U		<0.015	U		<0.0069	U		<0.029	U		<0.0048	U		<0.011	U		<0.0085	U		<0.0085	U		<0.0085	U		0.0028	J	
	20 ft	VMP-54-20-020613	2/6/2013	<0.0064	U		<0.012	U		<0.014	U		<0.0067	U		<0.028	U		<0.0048	U		<0.011	U		<0.0083	U		<0.0083	J	U	<0.0083	J	U	0.0028	J	
		VMP-54-20-020613-DUP	2/6/2013	<0.0064	U		<0.012	U		<0.014	U		<0.0067	U		<0.028	U		0.0026	J		<0.011	U		<0.0083	U		<0.0083	J	U	<0.0083	J	U	0.0023	J	
	30 ft	VMP-54-30-020613	2/6/2013	<0.0068	U		<0.013	U		<0.016	U		<0.0072	U		<0.03	U		<0.0051	U		<0.011	U		<0.0089	U		<0.0089	U		<0.0089	U		0.0026	J	
		VMP-54-30-020613-DUP	2/6/2013	<0.0068	U		<0.013	U		<0.016	U		<0.0072	U		<0.03	U		<0.0051	U		<0.011	U		<0.0089	U		<0.0089	U		<0.0089	U		0.0025	J	

SEE LAST PAGE OF TABLE FOR NOTES

TABLE 5
CUMULATIVE SUMMARY OF SOIL VAPOR ANALYTICAL DETECTIONS AND SCREENING RESULTS: VILLAGE - VOCS

Location	Depth	Sample ID	Sample Date	1,1-Dichloroethane			1,2-Dichloroethane			1,1-Dichloroethene			cis-1,2-Dichloroethene			trans-1,2-Dichloroethene			Dichloromethane (Methylene chloride)			1,2-Dichloropropane			cis-1,3-Dichloropropene			trans-1,3-Dichloropropene			1,4-Dioxane			Ethanol		
				690			0.099			240			1100000			85			5.6			0.062			0.9			0.9			0.22					
				Result (mg/m^3)	Lab Quals	URS Quals	Result (mg/m^3)	Lab Quals	URS Quals	Result (mg/m^3)	Lab Quals	URS Quals	Result (mg/m^3)	Lab Quals	URS Quals	Result (mg/m^3)	Lab Quals	URS Quals	Result (mg/m^3)	Lab Quals	URS Quals	Result (mg/m^3)	Lab Quals	URS Quals	Result (mg/m^3)	Lab Quals	URS Quals	Result (mg/m^3)	Lab Quals	URS Quals	Result (mg/m^3)	Lab Quals	URS Quals	Result (mg/m^3)	Lab Quals	URS Quals
VMP-1	5 ft	VMP-1-5-082510	8/25/2010	<0.017	U		<0.017	U		<0.017	U		<0.017	U		<0.017	U		<0.015	U		<0.02	U		<0.019	U		<0.019	U		0.015	J		0.03	J	
		VMP-1-5-111710	11/17/2010	<0.021	U		<0.021	U		<0.02	U		<0.02	U		<0.02	U		<0.018	U		<0.024	U		<0.023	U		<0.023	U		<0.074	U		0.0087	J	
		VMP-1-5-020411	2/4/2011	<0.41	U		<0.41	U		<0.4	U		<0.4	U		<0.4	U		<0.35	U		<0.47	U		<0.46	U		<0.46	U		<1.4	U		<0.76	U	
		VMP-1-5-041211	4/12/2011	<0.0053	U		<0.0053	U		<0.0052	U		<0.0052	U		<0.0052	U		0.0012	J		<0.0061	U		<0.006	U		<0.006	U		<0.019	U		<0.0099	U	
		VMP-1-5-080111	8/1/2011	<0.0053	U		<0.0053	U		<0.0052	U		<0.0052	U		<0.0052	U		0.0098			<0.0061	U		<0.006	U		<0.006	U		<0.019	U		0.078		
		VMP-1-5-110311	11/3/2011	<14	U		<14	U		<14	U		<14	U		<14	U		2.9	J		<16	U		<16	U		<16	U		<50	U		<26	U	
		VMP-1-5-013012	1/30/2012	<1.2	U		<1.2	U		<1.2	U		<1.2	U		<1.2	U		0.37	J	J	<1.3	U		<1.3	U		<1.3	U		<4.2	U		<2.2	U	
		VMP-1-5-041312	4/13/2012	<0.0036	U		<0.0036	U		<0.0035	U		<0.0035	U		<0.0035	U		<0.031	J	U	<0.0041	U		<0.0041	U		<0.0041	U		<0.013	U		0.02		
		VMP-1-5-071612	7/16/2012	<0.0037	U		<0.0037	U		<0.0036	U		<0.0036	U		<0.0036	U		0.0028	J		<0.0042	U		<0.0042	U		<0.0042	U		<0.013	U		0.16		
		VMP-1-5-101112	10/11/2012	<0.0093	U		<0.0093	U		<0.0091	U		<0.0091	U		<0.0091	U		0.0025	J		<0.011	U		<0.01	U		<0.01	U		<0.033	UJ	UJ	0.0033	J	J
		[A]VMP-1-5-012113	1/21/2013	<0.1	U		<0.1	U		<0.1	U		<0.1	U		<0.1	U		<0.9	U		<0.12	U		<0.12	U		<0.12	U		<0.37	U		0.14	J	
		[A]VMP-1-5-012313-R	1/23/2013	<4.7	U		<4.7	U		<4.6	U		<4.6	U		<4.6	U		<4	U		<5.4	U		<5.3	U		<5.3	U		<17	U		<8.8	U	
	8.5 ft	VMP-1-8.5-082510	8/25/2010	<0.052	U		<0.052	U		<0.051	U		<0.051	U		<0.051	U		<0.045	U		<0.059	U		<0.058	U		<0.058	U		<0.18	U		<0.097	U	
		VMP-1-8.5-111710	11/17/2010	<0.01	U		<0.01	U		<0.0098	U		<0.0098	U		<0.0098	U		<0.0086	U		<0.011	U		<0.011	U		<0.011	U		<0.036	U		0.011	J	
		VMP-1-8.5-111710-Dup	11/17/2010	<0.01	U		<0.01	U		<0.0098	U		<0.0098	U		<0.0098	U		<0.0086	U		<0.011	U		<0.011	U		<0.011	U		<0.036	U		0.009	J	
		VMP-1-8.5-020411	2/4/2011	<0.8	U		<0.8	U		<0.79	U		<0.79	U		<0.79	U		<0.69	U		<0.92	U		<0.9	U		<0.9	U		<2.9	U		2.1		
		VMP-1-8.5-041211	4/12/2011	<0.007	U		0.0012	J		<0.0069	U		<0.0069	U		<0.0069	U		<0.006	U		<0.008	U		<0.0079	U		<0.0079	U		<0.025	U		<0.013	J	U
		VMP-1-8.5-080111	8/1/2011	<2.9	U		<2.9	U		<2.8	U		<2.8	U		<2.8	U		<2.5	U		<3.3	U		<3.3	U		<3.3	U		<10	U		<5.4	U	
		VMP-1-8.5-080111-Dup	8/1/2011	<2.8	U		<2.8	U		<2.8	U		<2.8	U		<2.8	U		<2.4	U		<3.2	U		<3.2	U		<3.2	U		<10	U		<5.3	U	
		VMP-1-8.5-110311	11/3/2011	<32	U		<32	U		<32	U		<32	U		<32	U		<28	U		<37	U		<36	U		<36	U		<120	U		<61	U	
		VMP-1-8.5-013012	1/30/2012	<7.1	U		<7.1	U		<6.9	U		<6.9	U		<6.9	U		1.9	J		<8.1	U		<7.9	U		<7.9	U		<25	U		<13	U	
		VMP-1-8.5-041612	4/16/2012	<0.0043	U		0.0035	J		<0.0042	U		<0.0042	U		<0.0042	U		<0.037	J	U	<0.0049	U		<0.0048	U		0.0018	J		<0.015	U		0.0089		J
		VMP-1-8.5-041612-Dup	4/16/2012	<0.0042	U		0.0015	J		<0.0041	U		<0.0041	U		<0.0041	U		<0.036	J	U	<0.0048	U		<0.0047	U		0.0014	J		<0.015	U		0.013		J
		VMP-1-8.5-071612	7/16/2012	<0.0037	U		<0.0037	U		<0.0036	U		<0.0036	U		<0.0036	U		<0.032	J	U	<0.0042	U		<0.0042	U		<0.0042	U		<0.013	U		0.13		
		VMP-1-8.5-101112	10/11/2012	<0.0057	U		<0.0057	U		<0.0056	U		<0.0056	U		<0.0056	U		<0.049	J	U	<0.0065	U		<0.0064	U		<0.0064	U		<0.02	UJ	UJ	0.0026	J	J
		[A]VMP-1-8.5-012113	1/21/2013	<0.1	U		<0.1	U		<0.099	U		<0.099	U		<0.099	U		<0.87	U		<0.12	U		<0.11	U		<0.11	U		<0.36	U		<0.19	U	
		[A]VMP-1-8.5-012313-R	1/23/2013	<0.094	U		<0.094	U		<0.092	U		<0.092	U		<0.092	U		<0.081	U		<0.11	U		<0.1	U		<0.1	U		<0.34	U		<0.18	U	
	23.5 ft	VMP - 1 - 23.5 - 083010	8/30/2010	<1.8	U		<1.8	U		<1.8	U		<1.8	U		<1.8	U		<1.6	U		<2.1	U		<2	U		<2	U		<6.5	U		<3.4	U	
		VMP-1-23.5-111810	11/17/2010	<0.005	U		<0.005	U		<0.0049	U		<0.0049	U		<0.0049	U		0.00074	J		0.0014	J		<0.0056	U		<0.0056	U		<0.018	U		0.0087	J	
		VMP-1-23.5-020411	2/4/2011	<4.7	U		<4.7	U		<4.6	U		<4.6	U		<4.6	U		<4	U		<5.4	U		<5.3	U		<5.3	U		<17	U		<8.8	U	
		VMP-1-23.5-041211	4/12/2011	<7.7	U		<7.7	U		<7.5	U		<7.5	U		<7.5	U		2.6	J		<8.8	U		<8.6	U		<8.6	U		<27	U		4.9	J	
		VMP-1-23.5-041211-DUP	4/12/2011	<9.7	U		<9.7	U		<9.5	U		<9.5	U		<9.5	U		1.5	J		<11	U		<11	U		<11	U		<34	U		<18	U	
		VMP-1-23.5-080111	8/1/2011	<52	U		<52	U		<51	U		<51	U		<51	U		<45	U		<60	U		<58	U		<58	U		<180	U		<97	U	
		VMP-1-23.5-110611	11/6/2011	<12	U		<12	U		<12	U		<12	U		<12	U		3	J		<14	U		<14	U		<14	U		<44	U		<23	U	
		VMP-1-23.5-013112	1/31/2012	<24	U		<24	U		<24	U		<24	U		<24	U		<21	U		<28	U		<27	U		<27	U		<86	U		<45	U	
		VMP-1-23.5-041612	4/16/2012	<1.9	U		<1.9	U		<1.9	U		<1.9	U		<1.9	U		<1.6	U		3.3			<2.2	U		<2.2	U		<6.9	U		<3.6	U	
		VMP-1-23.5-071612	7/16/2012	<24	U		<24	U		<24	U		<24	U		<24	U		<21	U		<28	U		<27	U		<27	U		<87	U		<45	U	
		VMP-1-23.5-102412	10/24/2012	<49	U		<49	U		<48	U		<48	U		<48	U		<42	U		<56	U		<55	U		<55	U		<170	U		<91	U	
		[A]VMP-1-23.5-012113	1/21/2013	<0.054	U	UJ	<0.054	U	UJ	<0.053	U	UJ	<0.053	U	UJ	<0.053	U	UJ	<0.47	U	UJ	<0.062	U	UJ	<0.061	U	UJ	<0.061	U	UJ	<0.19	U	UJ	0.027	J	J
		[A]VMP-1-23.5-012313-R	1/23/2013	<65	U		<65	U		<64	U		<64	U		<64	U		<56	U		<74	U		<73	U		<73	U		<230	U		<120	U	
	38.5 ft	VMP-1-38.5-073112	7/31/2012	<0.0038	U		<0.0038	U		<0.0037	U		<0.0037	U		<0.0037	U		<0.032	J	U	<0.0043	U		<0.0042	U		<0.0042	U		<0.013	U		0.053		
		VMP-1-38.5-102612	10/26/2012	<2.6	U		<2.6	U		<2.6	U		<2.6	U		<2.6	U		0.22	J		<3	U		<3	U		<3	U		<9.4	U		<4.9	U	
		[A]VMP-1-38.5-012113	1/21/2013	<0.036	U	UJ	<0.036	U	UJ	<0.035	U	UJ	<0.035	U	UJ	<0.035	U	UJ	<0.3	U	UJ	<0.041	U	UJ	<0.04	U	UJ	<0.04	U	UJ	<0.13	U	UJ	<0.066	U	UJ
		[A]VMP-1-38.5-012313-R	1/23/2013	<48	U		<48	U		<47	U		<47	U		<47	U		<41	U		<55	U		<54	U		<54	U		<170	U		<90	U	
VMP-2	5 ft	VMP - 2 - 5 - 083110	8/31/2010	<1.8	U		<1.8	U		<1.8	U		<1.8	U		<1.8	U		<1.6	U		<2.1	U		<2	U		<2	U		<6.5	U		<3.4	U	
		VMP-2-5-111610	11/16/2010	<2.7	U		<2.7	U		<2.6	U		<2.6	U		<2.6	U		<2.3	U		<3	U		<3	U		<3	U		<9.5	U		<5	U	
		VMP-2-5-020411	2/4/2011	<0.7	U		<0.7	U		<0.68	U		<0.68	U		<0.68	U		<0.6	U		<0.8	U		<0.78	U		<0.78	U		<2.5	U		<1.3	U	
		VMP-2-5-041311	4/13/2011	<0.0056	U		<0.0056	U		<0.0055	U		<0.0055	U		<0.0055	U		0.00083	J		<0.0064	U		<0.0063	U		<0.0063	U		<0.02	U		0.0071	J	
		VMP-2-5-080211	8/2/2011	<5.8	U		<5.8	U		<5.7	U		<5.7	U		<5.7	U		<5	U		<6.7	U		<6.6	U		<6.6	U		<21	U		<11	U	
		VMP-2-5-110711	11/7/2011	<0.0035	U		<0.0035	U		<0.0034	U		<0.0034	U		<0.0034	U		0.0012	J		0.0005	J		<0.0039	U		<0.0039	U		<0.012	U		0.036		
		VMP-2-5-012512	1/25/2012	<0.39	U		<0.39	U		<0.38	U		<0.38	U		<0.38	U		1			<0.45	U		<0.44	U		<0.44	U		<1.4	U		0.93		
		VMP-2-5-042512	4/25/2012	<0.015	U		<0.015	U		<0.015	U		<0.015	U		<0.015	U		<0.13	U		<0.018	U		<0.017	U		<0.017	U		<0.055	U		0.1		
		VMP-2-5-071612	7/16/2012	<0.0038	U		<0.0038	U		<0.0037	U		<0.0037	U		<0.0037	U		0.0022	J		<0.0043	U		<0.0042	U		<0.0042	U		0.016			0.14		
		VMP-2-5-102412	10/24/2012	<0.0058	U		<0.0058	U		<0.0057	U		<0.0057	U		<0.0057	U		<0.05	J	U	<0.0066	U		<0.0065	U		<0.0065	U		<0.021	U		0.073		
		VMP-2-5-013113	1/31/2013	<0.0056	U		<0.0056	U		<0.0055	U		<0.0055	U		<0.0055	U		<0.048	U		<0.0064	U		<0.0063	U		<0.0063	U		<0.02	U		0.004	J	
	8.5 ft	VMP-2-8.5-083110	8/31/2010	<1.9	U		<1.9	U		<1.8	U		<1.8	U		<1.8	U		<1.6	U		<2.1	U		<2.1	U		<2.1	U		<6.6	U		<3.5	U	
		VMP-2-8.5-111610	11/16/2010	<5.1	U		<5.1	U		<5	U		<5	U		<5	U		<4.4	U		<5.8	U		<5.7	U		<5.7	U		<18	U		<9.5	U	
		VMP-2-8.5-020411	2/4/2011	<1.7	U		<1.7	U		<1.7	U		<1.7	U		<1.7	U		<1.5	U		<2	U		<2	U		<2	U		<6.2	U		<3.2	U	
		VMP-2-8.5-041311	4/13/2011	<0.53	U		0.1	J		0.076	J		<0.52	U		<0.52	U		<0.46	U		<0.61	U		<0.6	U		<0.6	U		<1.9	U		<0.99	U	
		VMP-2-8.5-080211	8/2/2011	<21	U		<21	U		<21	U		<21	U		<21	U		<18	U		<24	U		<24	U		<24	U		<76	U		<40	U	
		VMP-2-8.5-110711	11/7/2011	<0.046	U		<0.046	U		<0.045	U		<0.045	U		<0.045	U		<0.04	U		<0.053	U		<0.052	U		<0.052	U		<0.16	U		0.035	J	
		VMP-2-8.5-012612	1/26/2012	<2	U		<2	U		<2	U		<2	U		<2	U		<1.8	U		<2.3	U		<2.3	U		<2.3	U		<7.3	U		<3.8	U	
		VMP-2-8.5-012612-DUP	1/26/2012	<2	U		<2	U		<2	U		<2	U		<2	U		<1.8	U		<2.3	U		<2.3	U		<2.3	U		<7.3	U		<3.8	U	
		VMP-2-8.5-041612	4/16/2012	<0.004	U		0.0013	J		<0.0039	U		<0.0039	U		<0.0039	U		<0.034	J	U	<0.0045	U		<0.0044	U		<0.0044	U		<0.014	U		0.012		J
		VMP-2-8.5-041612-Dup	4/16/2012	<0.0041	U		0.0011	J		<0.004	U		<0.004	U		<0.004	U		<0.035	J	U	<0.0046	U		<0.0046	U		0.0013	J		<0.014	U		0.0094		J
		VMP-2-8.5-071612	7/16/2012	<0.0045	U		0.0006	J		<0.0044	U		<0.0044	U		<0.0044	J	U	<0.039	J	U	<0.0052	U		<0.0051	J	U	0.002	J		<0.016	U		0.12		
		VMP-2-8.5-071612-Dup	7/16/2012	<0.0037	U		<0.0037	U		<0.0036	U		<0.0036	U		<0.0036	U		0.0022	J		<0.0042	U		<0.0042	U		<0.0042	U		<0.013	U		0.1		
		VMP-2-8.5-102312	10/23/2012	<0.0059	U		<0.0059	U		<0.0058	U		<0.0058	U		<0.0058	U		<0.05	U		<0.0067	U		<0.0066	U		<0.0066	U		<0.021	U		0.011		
		VMP-2-8.5-020513	2/5/2013	<0.006	U		<0.006	U		<0.0059	U		<0.0059	U		<0.0059	U		<0.051	J	U	<0.0068	U		<0.0067	U		<0.0067	U		<0.021	U		0.0026	J	
	22 ft	VMP-2-22-083110	8/31/2010	<2.8	U		<2.8	U		<2.8	U		<2.8	U		<2.8	U		<2.4	U		<3.2	U		<3.2	U		<3.2	U		<10	U		<5.3	U	
		VMP-2-22-111610	11/16/2010	<5.3	U		<5.3	U		<5.2	U		<5.2	U		<5.2	U		<4.6	U		<6.1	U		<6	U		<6	U		<19	U		<9.9	U	
		VMP-2-22-020411	2/4/2011	<2.4	U		<2.4	U		<2.4	U		<2.4	U		<2.4	U		<2.1	U		<2.7	U		<2.7	U		<2.7	U		<8.6	U		<4.5	U	
		VMP-2-22-041311	4/13/2011	<7.1	U		<7.1	U		<6.9	U		<6.9	U		<6.9	U		<6.1	U		<8.1	U		<7.9	U		<7.9	U		<25	U		<13	U	
		VMP-2-22-080211	8/2/2011	<28	U		<28	U		<28	U		<28	U		<28	U		<24	U		<32	U		<32	U		<32	U		<100	U		<53	U	
		VMP-2-22-110711	11/7/2011	<1.5	U		0.42	J		<1.5	U		<1.5	U		<1.5	U		<1.3	U		<1.7	U		<1.7	U		<1.7	U		<5.4	U		0.68	J	
		VMP-2-22-012612	1/26/2012	<3.1	U		<3.1	U		<3.1	U		<3.1	U		<3.1	U		<2.7	U		<3.6	U		<3.5	U		<3.5	U		<11	U		<5.8	U	
		VMP-2-22-042712	4/27/2012	<0.0032	U		<0.0032	U		<0.0032	U		<0.0032	U		<0.0032	U		<0.028	J	U	<0.0037	U		<0.0036	U		<0.0036	U		<0.012	U		0.017		
		VMP-2-22-071612	7/16/2012	<0.0038	U		<0.0038	U		<0.0038	U		<0.0038	U		<0.0038	U		0.0026	J		<0.0044	U		<0.0043	U		<0.0043	J	U	<0.014	U		0.28		
		VMP-2-22-102312	10/23/2012	<0.0059	U		<0.0059	U		<0.0058	U		<0.0058	U		<0.0058	U		<0.05	J	U	<0.0067	U		<0.0066	U		<0.0066	U		<0.021	U		0.012		
		VMP-2-22-013113	1/31/2013	<0.0054	U		<0.0054	U		<0.0053	U		<0.0053	U		<0.0053	U		<0.047	U		<0.0062	U		<0.0061	U		<0.0061	U		<0.019	U		0.0042	J	
	42 ft	VMP-2-42-013113	1/31/2013	<53	U		<53	U		<52	U		<52	U		<52	U		80	J		<60	U		<59	U		<59	U		<190	U		72	J	

SEE LAST PAGE OF TABLE FOR NOTES

TABLE 5
CUMULATIVE SUMMARY OF SOIL VAPOR ANALYTICAL DETECTIONS AND SCREENING RESULTS: VILLAGE - VOCS

Location	Depth	Sample ID	Sample Date	1,1-Dichloroethane			1,2-Dichloroethane			1,1-Dichloroethene			cis-1,2-Dichloroethene			trans-1,2-Dichloroethene			Dichloromethane (Methylene chloride)			1,2-Dichloropropane			cis-1,3-Dichloropropene			trans-1,3-Dichloropropene			1,4-Dioxane			Ethanol		
				690			0.099			240			1100000			85			5.6			0.062			0.9			0.9			0.22					
				Result (mg/m^3)	Lab Quals	URS Quals	Result (mg/m^3)	Lab Quals	URS Quals	Result (mg/m^3)	Lab Quals	URS Quals	Result (mg/m^3)	Lab Quals	URS Quals	Result (mg/m^3)	Lab Quals	URS Quals	Result (mg/m^3)	Lab Quals	URS Quals	Result (mg/m^3)	Lab Quals	URS Quals	Result (mg/m^3)	Lab Quals	URS Quals	Result (mg/m^3)	Lab Quals	URS Quals	Result (mg/m^3)	Lab Quals	URS Quals	Result (mg/m^3)	Lab Quals	URS Quals
VMP-3	5 ft	VMP-3-5-090910	9/9/2010	<5.4	U		<5.4	U		<5.3	U		<5.3	U		<5.3	U		<4.6	U		<6.1	U		<6	U		<6	U		<19	U		<10	U	
		VMP-3-5-112210	11/22/2010	<5.4	U		<5.4	U		<5.3	U		<5.3	U		<5.3	U		14			<6.2	U		<6.1	U		<6.1	U		<19	U		<10	U	
		VMP-3-5-020911	2/9/2011	<2.4	U		<2.4	U		<2.4	U		<2.4	U		<2.4	U		<2.1	U		<2.8	U		<2.7	U		<2.7	U		<8.7	U		<4.6	U	
		VMP-3-5-041411	4/14/2011	<26	U		<26	U		<26	U		<26	U		<26	U		<22	U		<30	U		<30	U		<30	U		<94	U		<49	U	
		VMP-3-5-080211	8/2/2011	<0.0063	U		<0.0063	U		<0.0062	U		<0.0062	U		<0.0062	U		0.0018	J		<0.0072	U		<0.007	U		<0.007	U		<0.022	U		0.18		
		VMP-3-5-110811	11/8/2011	<0.0035	U		<0.0035	U		<0.0034	U		<0.0034	U		<0.0034	U		0.003			<0.004	U		<0.0039	U		<0.0039	U		<0.012	U		0.014		
		VMP-3-5-110811-DUP	11/8/2011	<0.0035	U		<0.0035	U		<0.0035	U		<0.0035	U		<0.0035	U		0.001	J		<0.004	U		<0.004	U		<0.004	U		<0.013	U		0.016		
		VMP-3-5-012712	1/27/2012	<1.8	U		<1.8	U		<1.7	U		<1.7	U		<1.7	U		0.68	J		<2	U		<2	U		<2	U		<6.3	U		<3.3	U	
		VMP-3-5-041912	4/19/2012	<0.0039	U		<0.0039	J	U	<0.0038	U		<0.0038	U		<0.0038	U		<0.033	J	U	<0.0044	U		<0.0043	U		0.0011	J		0.041			0.025		J
		VMP-3-5-072712	7/27/2012	<0.0041	U		<0.0041	U		<0.004	U		<0.004	U		<0.004	U		0.0024	J		0.00081	J		<0.0046	U		<0.0046	U		<0.014	U		0.072		
	10 ft	VMP-3-10	6/21/2010	<6.1	U		<6.1	U		<6	U		<6	U		<6	U		<5.3	U		<7	U		<6.9	U		<6.9	U		<22	U		<11	U	
		VMP-3-10-091010	9/10/2010	<17	U		<17	U		<17	U		<17	U		<17	U		<15	U		<20	U		<19	U		<19	U		<61	U		<32	U	
		VMP-3-10-092010	9/20/2010	<12	U		<12	U		<12	U		<12	U		<12	U		<11	U		<14	U		<14	U		<14	U		<45	U		<23	U	
		VMP-3-10-112210	11/22/2010	<5.3	U		<5.3	U		<5.2	U		<5.2	U		<5.2	U		<4.6	U		<6.1	U		<6	U		<6	U		<19	U		<9.9	U	
		VMP-3-10-112210-Dup	11/22/2010	<7.4	U		<7.4	U		<7.3	U		<7.3	U		<7.3	U		<6.4	U		<8.5	U		<8.4	U		<8.4	U		<26	U		<14	U	
		VMP-3-10-020811	2/8/2011	<7.8	U		<7.8	U		<7.7	U		<7.7	U		<7.7	U		<6.7	U		<9	U		<8.8	U		<8.8	U		<28	U		<15	U	
		VMP-3-10-041311	4/13/2011	<46	U		<46	U		<45	U		<45	U		<45	U		<39	U		<52	U		<51	U		<51	U		<160	U		<85	U	
		VMP-3-10-080311	8/3/2011	<0.057	U		<0.057	U		<0.056	U		<0.056	U		<0.056	U		<0.049	U		<0.066	U		<0.064	U		<0.064	U		<0.2	U		0.1	J	
		VMP-3-10-110811	11/8/2011	<0.0047	U		<0.0047	U		<0.0046	U		<0.0046	U		<0.0046	U		<0.004	J	U	<0.0054	U		<0.0053	U		<0.0053	U		<0.017	U		0.01		
		VMP-3-10-012712	1/27/2012	<0.034	U		<0.034	U		<0.033	U		<0.033	U		<0.033	U		<0.029	U		<0.039	U		<0.038	U		<0.038	U		<0.12	U		0.018	J	
		VMP-3-10-042012	4/20/2012	<0.0035	U		<0.0035	J	U	<0.0034	U		<0.0034	J	U	0.0012	J		<0.03	J	U	0.00088	J		<0.0039	J	U	<0.0039	J	U	<0.012	U		0.021		
		VMP-3-10-072312	7/23/2012	<0.0041	U		<0.0041	U		<0.004	U		<0.004	U		<0.004	U		0.0032	J		<0.0046	U		<0.0046	U		<0.0046	U		<0.014	U		0.018		
		VMP-3-10-101812	10/18/2012	<0.0061	U		<0.0061	U		<0.006	U		<0.006	U		<0.006	U		<0.053	U		<0.007	U		<0.0069	U		<0.0069	U		<0.022	U		0.02		
		VMP-3-10-020613	2/6/2013	<0.0057	U		<0.0057	U		<0.0056	U		<0.0056	U		<0.0056	U		<0.049	J	U	<0.0065	U		<0.0064	U		<0.0064	U		<0.02	U		0.0023	J	
	22 ft	VMP-3-22-092010	9/20/2010	<16	U		<16	U		<16	U		<16	U		<16	U		<14	U		<19	U		<18	U		<18	U		<58	U		<31	U	
		VMP-3-22-112210	11/22/2010	<19	U		<19	U		<18	U		<18	U		<18	U		19			<22	U		<21	U		<21	U		<67	U		<35	U	
		VMP-3-22-020811	2/8/2011	<9.3	U		<9.3	U		<9.1	U		<9.1	U		<9.1	U		<8	U		<10	U		<10	U		<10	U		<33	U		<17	U	
		VMP-3-22-041511	4/15/2011	<50	U		<50	U		<49	U		<49	U		<49	U		<43	U	UJ	<57	U		<56	U		<56	U		<180	U		<93	U	
		VMP-3-22-080611	8/6/2011	<0.08	U		<0.08	U		<0.078	U		<0.078	U		<0.078	U		<0.069	U		<0.091	U		<0.09	U		<0.09	U		<0.28	U		0.16		
		VMP-3-22-110811	11/8/2011	<0.0035	U		<0.0035	U		<0.0035	U		<0.0035	U		<0.0035	U		0.0021	J		<0.004	U		<0.004	U		<0.004	U		<0.013	U		0.12		
		VMP-3-22-013012	1/30/2012	<0.014	U		<0.014	U		<0.014	U		<0.014	U		<0.014	U		<0.012	U		<0.016	U		<0.016	U		<0.016	U		0.013	J		<0.026	U	
		VMP-3-22-042012	4/20/2012	<0.0035	U		0.00068	J		<0.0035	U		<0.0035	J	U	<0.0035	U		<0.03	J	U	<0.004	U		<0.004	U		<0.004	J	U	<0.013	U		0.022		
		VMP-3-22-072312	7/23/2012	<0.004	U		<0.004	U		<0.0039	U		<0.0039	U		<0.0039	U		0.0015	J		<0.0045	U		<0.0044	U		<0.0044	U		<0.014	U		0.013		
		VMP-3-22-101812	10/18/2012	<0.006	U		<0.006	U		<0.0059	U		<0.0059	U		<0.0059	U		<0.051	U		<0.0068	U		<0.0067	U		<0.0067	U		<0.021	U		0.0042	J	
		VMP-3-22-020613	2/6/2013	<0.0058	U		<0.0058	U		<0.0057	U		<0.0057	U		<0.0057	U		<0.05	J	U	<0.0067	U		<0.0066	U		<0.0066	U		<0.021	U		0.0042	J	
	31.5 ft	VMP-3-31.5-090910	9/9/2010	<31	U		<31	U		<30	U		<30	U		<30	U		<26	U		<35	U		<34	U		<34	U		<110	U		<57	U	
		VMP-3-31.5-112210	11/22/2010	<21	U		<21	U		<21	U		<21	U		<21	U		<18	U		<24	U		<24	U		<24	U		<76	U		<40	U	
		VMP-3-31.5-020911	2/9/2011	<20	U		<20	U		<20	U		<20	U		<20	U		<18	U		<23	U		<23	U		<23	U		<73	U		<38	U	
		VMP-3-31.5-041411	4/14/2011	<170	U		<170	U		<160	U		<160	U		<160	U		<140	U		<190	U		<190	U		<190	U		<600	U		<310	U	
		VMP-3-31.5-041411-DUP	4/14/2011	<170	U		<170	U		<160	U		<160	U		<160	U		<140	U		<190	U		<190	U		<190	U		<600	U		<310	U	
		VMP-3-31.5-080211	8/2/2011	<380	U		<380	U		<370	U		<370	U		<370	U		<330	U		<430	U		<430	U		<430	U		<1400	U		<710	U	
		VMP-3-31.5-080211-Dup	8/2/2011	<220	U		<220	U		<220	U		<220	U		<220	U		<190	U		<250	U		<250	U		<250	U		<790	U		<410	U	
		VMP-3-31.5-110811	11/8/2011	<8.9	U		6.9	J		<8.7	U		<8.7	U		<8.7	U		<7.6	U		<10	U		<9.9	U		<9.9	U		<32	U		5.7	J	
		VMP-3-31.5-012712	1/27/2012	<56	U		<56	U		<55	U		<55	U		<55	U		14	J	J	<64	U		<63	U		<63	U		<200	U		<100	U	
		VMP-3-31.5-041912	4/19/2012	<97	U		<97	U		<95	U		<95	U		<95	U		<83	U		<110	U		<110	U		<110	U		<340	U		<180	U	
		VMP-3-31.5-041912-Dup	4/19/2012	<93	U		<93	U		<91	U		<91	U		<91	U		<80	U		<100	U		<100	U		<100	U		<330	U		<170	U	
		VMP-3-31.5-072312	7/23/2012	<23	U		<23	U		<23	U		<23	U		<23	U		<20	U		<26	U		<26	U		<26	U		<82	U		<43	U	
		VMP-3-31.5-101912	10/19/2012	<1.9	U		<1.9	U		<1.8	U		<1.8	U		<1.8	U		<1.6	U		<2.1	U		<2.1	U		<2.1	U		<6.6	U		<3.5	U	
		VMP-3-31.5-020713	2/7/2013	<10	U		<10	U		<10	U		<10	U		<10	U		<9	U		<12	U		<12	U		<12	U		<37	U		<19	U	
	39.5 ft	VMP-3-39-101912	10/19/2012	<190	U		<190	U		<180	U		<180	U		<180	U		<160	U		<210	U		<210	U		<210	U		<660	U		<350	U	
		VMP-3-39-021213	2/12/2013	<53	U		<53	U		<52	U		<52	U		<52	U		<46	U		<61	U		<60	U		<60	U		<190	U		<99	U	
VMP-4	5 ft	VMP-4-5-082510	8/25/2010	<0.29	U		<0.29	U		<0.28	U		<0.28	U		<0.28	U		<0.25	U		<0.33	U		<0.33	U		<0.33	U		<1	U		<0.54	U	
		VMP-4-5-112210	11/22/2010	<11	U		<11	U		<11	U		<11	U		<11	U		<9.3	U		<12	U		<12	U		<12	U		<39	U		<20	U	
		VMP-4-5-021411	2/14/2011	<0.64	U		<0.64	U		<0.62	U		<0.62	U		<0.62	U		<0.55	U		<0.73	U		<0.71	U		<0.71	U		<2.3	U		<1.2	U	
		VMP-4-5-041911	4/19/2011	<29	U		<29	U		<29	U		<29	U		<29	U		<25	U		<34	U		<33	U		<33	U		<100	U		<55	U	
		VMP-4-5-080311	8/3/2011	<0.063	U		<0.063	U		<0.062	U		<0.062	U		<0.062	U		<0.054	U		<0.072	U		<0.07	U		<0.07	U		<0.22	U		0.22		
		VMP-4-5-110911	11/9/2011	<0.0035	U		<0.0035	U		<0.0034	U		<0.0034	U		<0.0034	U		<0.003	J	U	<0.004	U		<0.0039	U		<0.0039	U		<0.012	U		0.028		
		VMP-4-5-013012	1/30/2012	<0.18	U		<0.18	U		<0.17	U		<0.17	U		<0.17	U		0.19		J	<0.2	U		<0.2	U		<0.2	U		<0.63	U		<0.33	U	
		VMP-4-5-042512	4/25/2012	<0.0044	U		<0.0044	U		<0.0043	U		<0.0043	U		<0.0043	U		<0.038	J	U	<0.005	U		<0.0049	U		<0.0049	J	U	<0.016	U		0.089		
		VMP-4-5-072512	7/25/2012	<0.0043	U		<0.0043	U		<0.0042	U		<0.0042	U		<0.0042	U		0.0026	J		<0.0049	U		<0.0048	U		<0.0048	U		<0.015	U		0.095		
		VMP-4-5-101812	10/18/2012	<0.0063	U		<0.0063	U		<0.0062	U		<0.0062	U		<0.0062	U		<0.054	U		<0.0072	U		<0.007	U		<0.007	U		<0.022	U		0.041		
		VMP-4-5-020713	2/7/2013	<0.005	U		<0.005	U		<0.0049	U		<0.0049	U		<0.0049	U		0.0032	J		<0.0057	U		<0.0056	U		<0.0056	U		<0.018	U		0.0034	J	
	12 ft	VMP-4-12-082510	8/25/2010	<5.1	U		<5.1	U		<5	U		<5	U		<5	U		<4.4	U		<5.8	U		<5.7	U		<5.7	U		<18	U		<9.5	U	
		VMP-4-12-112310	11/23/2010	<5.2	U		<5.2	U		<5.1	U		<5.1	U		<5.1	U		<4.5	U		<6	U		<5.8	U		<5.8	U		<18	U		<9.7	U	
		VMP-4-12-021411	2/14/2011	<1.3	U		<1.3	U		<1.3	U		<1.3	U		<1.3	U		<1.1	U		<1.5	U		<1.5	U		<1.5	U		<4.7	U		<2.4	U	
		VMP-4-12-041911	4/19/2011	<25	U		<25	U		<25	U		<25	U		<25	U		<22	U		<29	U		<28	U		<28	U		<90	U		<47	U	
		VMP-4-12-080311	8/3/2011	<2.9	U		<2.9	U		<2.8	U		<2.8	U		<2.8	U		<2.5	U		<3.3	U		<3.3	U		<3.3	U		<10	U		<5.4	U	
		VMP-4-12-080311-Dup	8/3/2011	<5.8	U		<5.8	U		<5.7	U		<5.7	U		<5.7	U		<5	U		<6.7	U		<6.6	U		<6.6	U		<21	U		<11	U	
		VMP-4-12-110911	11/9/2011	<0.89	U		<0.89	U		<0.87	U		<0.87	U		<0.87	U		<0.76	U		<1	U		<0.99	U		<0.99	U		<3.2	U		<1.6	U	
		VMP-4-12-013012	1/30/2012	<1.8	U		<1.8	U		<1.8	U		<1.8	U		<1.8	U		<1.6	U		<2.1	U		<2	U		<2	U		<6.4	U		<3.4	U	
		VMP-4-12-041812	4/18/2012	<0.0041	U		<0.0041	J	U	<0.004	U		<0.004	U		<0.004	U		<0.035	J	U	<0.0046	U		<0.0046	U		<0.0046	U		<0.014	U		0.03		J
		VMP-4-12-072312	7/23/2012	<0.02	U		<0.02	U		<0.019	U		<0.019	U		<0.019	U		<0.17	U		<0.022	U		<0.022	U		<0.022	U		<0.07	U		0.06		
		VMP-4-12-101812	10/18/2012	<0.0061	U		<0.0061	U		<0.006	U		<0.006	U		<0.006	U		0.0064	J		<0.007	U		<0.0069	U		<0.0069	U		<0.022	U		0.019		
		VMP-4-12-101812-Dup	10/18/2012	<0.0063	U		<0.0063	U		<0.0062	U		<0.0062	U		<0.0062	U		<0.054	U		<0.0072	U		<0.007	U		<0.007	U		<0.022	U		0.012		
		VMP-4-12-020713	2/7/2013	<0.0054	U		<0.0054	U		<0.0053	U		<0.0053	U		<0.0053	U		<0.047	J	U	<0.0062	U		<0.0061	U		<0.0061	U		<0.019	U		0.0031	J	
		VMP-4-12-020713-DUP	2/7/2013	<0.0056	U		<0.0056	U		<0.0055	U		<0.0055	U		<0.0055	U		<0.048	U		<0.0064	U		<0.0063	U		<0.0063	U		<0.02	U		0.0037	J	
	23.5 ft	VMP - 4 - 23.5 - 083110	8/31/2010	<5.8	U		<5.8	U		<5.7	U		<5.7	U		<5.7	U		<5	U		<6.7	U		<6.6	U		<6.6	U		<21	U		<11	U	
		VMP-4-23.5-112310	11/23/2010	<59	U		<59	U		<58	U		<58	U		<58	U		<50	U		<67	U		<66	U		<66	U		<210	U		<110	U	
		VMP-4-23.5-021411	2/14/2011	<2.1	U		<2.1	U		<2.1	U		<2.1	U		<2.1	U		<1.8	U		<2.4	U		<2.4	U		<2.4	U		<7.6	U		<4	U	
		VMP-4-23.5-042011	4/20/2011	<140	U		<140	U		<130	U		<130	U		<130	U		<120	U		<160	U		<150	U		<150	U		<480	U		65	J	
		VMP-4-23.5-042011-DUP	4/20/2011	<140	U		<140	U		<130	U		<130	U		<130	U		53	J		<160	U		<150	U		<150	U		<480	U		<250	U	
		VMP-4-23.5-080611	8/6/2011	<5.7	U		<5.7	U		<5.6	U		<5.6	U		<5.6	U		<4.9	U		<6.5	U		<6.4	U		<6.4	U		<20	U		<10	U	
		VMP-4-23.5-110911	11/9/2011	<17	U		13	J		<17	U		<17	U		<17	U		<14	U		<19	U		<19	U		<19	U		<60	U		<32	U	
		VMP-4-23.5-013012	1/30/2012	<36	U		<36	U		<35	U		<35	U		<35	U		<31	U		<41	U		<41	U		<41	U		<130	U		<67	U	
		VMP-4-23.5-013012-DUP	1/30/2012	<25	U		<25	U		<25	U		<25	U		<25	U		<22	U		<29	U		<28	U		<28	U		<90	U		<47	U	
		VMP-4-23.5-041912	4/19/2012	<7.9	U		<7.9	U		<7.8	U		<7.8	U		<7.8	U		<6.8	U		<9	U		<8.9	U		<8.9	U		<28	U		<15	U	
		VMP-4-23.5-072312	7/23/2012	<3.8	U		<3.8	U		<3.7	U		<3.7	U		<3.7	U		<3.3	U		<4.3	U		<4.3	U		<4.3	U		<14	U		<7.1	U	
		VMP-4-23.5-101812	10/18/2012	<4.2	U		<4.2	U		<4.1	U		<4.1	U		<4.1	U		<3.6	U		<4.8	U		<4.7	U		<4.7	U		<15	U		<7.8	U	
		VMP-4-23.5-020713	2/7/2013	<1.3	U		<1.3	U		<1.3	U		<1.3	U		<1.3	U		<1.1	U		<1.5	U		<1.5	U		<1.5	U		<4.8	U		<2.5	U	
	39 ft	VMP-4-39-042111	4/21/2011	<170	U		<170	U		<170	U		<170	U		<170	U		<140	U		<190	U		<190	U		<190	U		<600	U		<320	U	
		VMP-4-39-041912	4/19/2012	<4.1	U		<4.1	U		<4	U		<4	U		<4	U		<3.5	U		<4.6	U		<4.6	U		<4.6	U		<14	U		<7.6	U	
		VMP-4-39-072312	7/23/2012	<6.1	U		<6.1	U		<6	U		<6	U		<6	U		<5.2	U		<7	U		<6.8	U		<6.8	U		<22	U		<11	U	
		VMP-4-39-101812	10/18/2012	<77	U		<77	U		<75	U		<75	U		<75	U		<66	U		<88	U		<86	U		<86	U		<270	U		<140	U	
		VMP-4-39-101812-Dup	10/18/2012	<70	U		<70	U		<68	U		<68	U		<68	U		<60	U		<80	U		<78	U		<78	U		<250	U		<130	U	
		VMP-4-39-020713	2/7/2013	<11	U		<11	U		<11	U		<11	U		<11	U		<9.3	U		<12	U		<12	U		<12	U		<39	U		<20	U	

SEE LAST PAGE OF TABLE FOR NOTES

TABLE 5
CUMULATIVE SUMMARY OF SOIL VAPOR ANALYTICAL DETECTIONS AND SCREENING RESULTS: VILLAGE - VOCS

Location	Depth	Sample ID	Sample Date	1,1-Dichloroethane			1,2-Dichloroethane			1,1-Dichloroethene			cis-1,2-Dichloroethene			trans-1,2-Dichloroethene			Dichloromethane (Methylene chloride)			1,2-Dichloropropane			cis-1,3-Dichloropropene			trans-1,3-Dichloropropene			1,4-Dioxane			Ethanol		
				690			0.099			240			1100000			85			5.6			0.062			0.9			0.9			0.22					
				Result (mg/m^3)	Lab Quals	URS Quals	Result (mg/m^3)	Lab Quals	URS Quals	Result (mg/m^3)	Lab Quals	URS Quals	Result (mg/m^3)	Lab Quals	URS Quals	Result (mg/m^3)	Lab Quals	URS Quals	Result (mg/m^3)	Lab Quals	URS Quals	Result (mg/m^3)	Lab Quals	URS Quals	Result (mg/m^3)	Lab Quals	URS Quals	Result (mg/m^3)	Lab Quals	URS Quals	Result (mg/m^3)	Lab Quals	URS Quals	Result (mg/m^3)	Lab Quals	URS Quals
VMP-5	5 ft	VMP-5-5-090910	9/9/2010	<11	U		<11	U		<10	U		<10	U		<10	U		<9.2	U		<12	U		<12	U		<12	U		<38	U		<20	U	
		VMP-5-5-112210	11/22/2010	<2.6	U		<2.6	U		<2.6	U		<2.6	U		<2.6	U		<2.2	U		<3	U		<2.9	U		<2.9	U		<9.3	U		<4.9	U	
		VMP-5-5-021611	2/16/2011	<0.017	U		<0.017	U		<0.016	U		<0.016	U		<0.016	U		<0.014	U		<0.019	U		<0.019	U		<0.019	U		<0.059	U		<0.031	U	
		VMP-5-5-042111	4/21/2011	<0.053	U		<0.053	U		<0.052	U		<0.052	U		<0.052	U		<0.046	U		<0.061	U		<0.06	U		<0.06	U		<0.19	U		<0.099	U	
		VMP-5-5-080511	8/5/2011	<0.0051	U		<0.0051	U		<0.005	U		<0.005	U		<0.005	U		0.0075			<0.0058	U		<0.0057	U		<0.0057	U		<0.018	U		0.073		
		VMP-5-5-111111	11/11/2011	<0.0038	U		<0.0038	U		<0.0037	U		<0.0037	U		<0.0037	U		0.0023	J		<0.0043	U		<0.0042	U		<0.0042	U		<0.013	U		0.014		
		VMP-5-5-013012	1/30/2012	<0.038	U		<0.038	U		<0.037	U		<0.037	U		<0.037	U		0.042			<0.043	U		<0.042	U		<0.042	U		<0.13	U		0.088		
		VMP-5-5-041112	4/11/2012	<0.0037	U		<0.0037	U		<0.0036	U		<0.0036	U		<0.0036	U		0.0011	J		0.0014	J		<0.0042	U		<0.0042	U		0.0029	J		0.018		
		VMP-5-5-071312	7/13/2012	<0.0041	U		<0.0041	U		<0.004	U		<0.004	U		<0.004	U		<0.035	J	U	<0.0047	U	U	<0.0046	U		<0.0046	J	U	<0.015	U		0.035		
		VMP-5-5-101212	10/12/2012	<0.0051	U		<0.0051	U		<0.005	U		<0.005	U		<0.005	U		<0.044	J	U	<0.0058	U		<0.0057	U		<0.0057	U		<0.018	U		0.0034	J	
		VMP-5-5-012513	1/25/2013	<0.0053	U		<0.0053	U		<0.0052	U		<0.0052	U		<0.0052	U		<0.046	U		<0.0061	U		<0.006	U		<0.006	U		<0.019	U		0.0047	J	
	12.5 ft	VMP-5-12.5-090910	9/9/2010	<5.3	U		<5.2	U		<5.2	U		<5.2	U		<5.2	U		<4.6	U		<6.1	U		<6	U		<6	U		<19	U		<9.9	U	
		VMP-5-12.5-112310	11/23/2010	<0.27	U		<0.27	U		<0.26	U		<0.26	U		<0.26	U		<0.23	U		<0.3	U		<0.3	U		<0.3	U		<0.95	U		<0.5	U	
		VMP-5-12.5-021611	2/16/2011	<0.8	U		<0.8	U		<0.79	U		<0.79	U		<0.79	U		<0.69	U		<0.92	U		<0.9	U		<0.9	U		<2.9	U		<1.5	U	
		VMP-5-12.5-042111	4/21/2011	<0.057	U		<0.057	U		<0.056	U		<0.056	U		<0.056	U		<0.049	U		<0.065	U		<0.064	U		<0.064	U		<0.2	U		<0.11	U	
		VMP-5-12.5-080611	8/6/2011	<5	U		<5	U		<4.9	U		<4.9	U		<4.9	U		<4.3	U		<5.7	U		<5.6	U		<5.6	U		<18	U		<9.3	U	
		VMP-5-12.5-111111	11/11/2011	<0.0036	U		<0.0036	U		<0.0035	U		0.0012	J		<0.0035	U		0.0024	J		<0.0041	U		<0.004	U		<0.004	U		<0.013	U		0.011		
		VMP-5-12.5-013012	1/30/2012	<0.012	U		<0.012	U		<0.011	U		<0.011	U		<0.011	U		<0.01	U		<0.013	U		<0.013	U		<0.013	U		<0.041	U		0.032		
		VMP-5-12.5-041112	4/11/2012	<0.0035	U		0.00075	J		<0.0035	U		<0.0035	U		<0.0035	U		<0.03	U		0.00088	J		<0.004	U		<0.004	U		<0.013	U		0.043		
		VMP-5-12.5-071212	7/12/2012	<0.0042	U		<0.0042	U		<0.0041	U		<0.0041	U		<0.0041	U		<0.036	U		<0.0048	U		<0.0047	U		<0.0047	U		<0.015	U		0.011		
		VMP-5-12.5-101112	10/11/2012	<0.0099	U		<0.0099	U		<0.0097	U		<0.0097	U		<0.0097	U		0.0047	J		<0.011	U		<0.011	U		<0.011	U		<0.035	UJ	UJ	0.015	J	J
		VMP-5-12.5-012413	1/24/2013	<0.0052	U		<0.0052	U		<0.0051	U		<0.0051	U		<0.0051	U		<0.045	U		<0.006	U		<0.0058	U		<0.0058	U		<0.018	U		0.0043	J	
	31 ft	VMP-5-31-090910	9/9/2010	<22	U		<22	U		<22	U		<22	U		<22	U		<19	U		<25	U		<25	U		<25	U		<79	U		<41	U	
		VMP-5-31-112310	11/23/2010	<14	U		<14	U		<14	U		<14	U		<14	U		<12	U		<16	U		<16	U		<16	U		<50	U		<26	U	
		VMP-5-31-021611	2/16/2011	<5.6	U		<5.6	U		<5.5	U		<5.5	U		<5.5	U		<4.8	U		<6.4	U		<6.3	U		<6.3	U		<20	U		<10	U	
		VMP-5-31-042111	4/21/2011	<83	U		<82	U		<82	U		<82	U		<82	U		<72	U		<95	U		<93	U		<93	U		<300	U		<160	U	
		VMP-5-31-080611	8/6/2011	<47	U		<47	U		<46	U		<46	U		<46	U		<40	U		<54	U		<53	U		<53	U		<170	U		<87	U	
		VMP-5-31-111111	11/11/2011	<24	U		12	J		<23	U		<23	U		<23	U		<20	U		<27	U		<26	U		<26	U		<84	U		<44	U	
		VMP-5-31-013012	1/30/2012	<12	U		<12	U		<12	U		<12	U		<12	U		3	J		<14	U		<14	U		<14	U		<43	U		<22	U	
		VMP-5-31-041112	4/11/2012	<0.039	U		<0.039	U		<0.038	U		<0.038	U		<0.038	U		<0.033	U		<0.044	U		<0.043	U		<0.043	U		<0.14	U		<0.072	U	
		VMP-5-31-071212	7/12/2012	<0.0041	U		<0.0041	U		<0.004	U		<0.004	U		<0.004	U		0.0013	J		<0.0046	U		<0.0046	U		<0.0046	U		<0.014	U		0.021		
		VMP-5-31-101112	10/11/2012	<0.0057	U		<0.0057	U		<0.0056	U		<0.0056	U		<0.0056	U		0.0024	J		<0.0065	U		<0.0064	U		<0.0064	U		<0.02	UJ	UJ	0.0055	J	J
		VMP-5-31-012413	1/24/2013	<0.057	U		<0.057	U		<0.056	U		<0.056	U		<0.056	U		<0.49	U		<0.065	U		<0.064	U		<0.064	U		<0.2	U		<0.1	U	
	40 ft	VMP-5-40-042111	4/21/2011	<87	U		<87	U		<85	U		<85	U		<85	U		<75	U		<100	U		<98	U		<98	U		<310	U		<160	U	
		VMP-5-40-013012	1/30/2012	<25	U		<25	U		<25	U		<25	U		<25	U		6.2	J		<29	U		<28	U		<28	U		<90	U		<47	U	
		VMP-5-40-041212	4/12/2012	<0.038	U		<0.038	U		<0.037	U		<0.037	U		<0.037	U		<0.032	U		<0.043	U		<0.042	U		<0.042	U		<0.13	U		<0.07	U	
		VMP-5-40-071212	7/12/2012	<0.041	U		<0.041	U		<0.04	U		<0.04	U		<0.04	U		<0.35	U		<0.046	U		<0.046	U		<0.046	U		<0.14	U		<0.076	U	
		VMP-5-40-101112	10/11/2012	<0.006	U		<0.006	U		<0.0059	U		<0.0059	U		<0.0059	U		0.0049	J		<0.0068	U		<0.0067	U		<0.0067	U		<0.021	U	UJ	0.0075	J	J
		VMP-5-40-012513	1/25/2013	<0.017	U		<0.017	U		<0.017	U		<0.017	U		<0.017	U		0.014	J		<0.02	U		<0.02	U		<0.02	U		<0.062	U		<0.032	U	
		VMP-5-40-012513-Dup	1/25/2013	<0.017	U		<0.017	U		<0.017	U		<0.017	U		<0.017	U		0.0054	J		<0.019	U		<0.019	U		<0.019	U		<0.06	U		<0.032	U	
VMP-6	5 ft	VMP-6-5-090810	9/8/2010	<0.89	U		<0.89	U		<0.87	U		<0.87	U		<0.87	U		<0.76	U		<1	U		<1	U		<1	U		<3.2	U		<1.6	U	
		VMP-6-5-111610	11/16/2010	<5.6	U		<5.6	U		<5.5	U		<5.5	U		<5.5	U		<4.8	U		<6.4	U		<6.3	U		<6.3	U		<20	U		<10	U	
		VMP-6-5-020711	2/7/2011	<0.0048	U		<0.0048	U		<0.0047	U		<0.0047	U		<0.0047	U		<0.0041	U		<0.0055	U		<0.0054	U		<0.0054	U		<0.017	U		0.0051	J	
		VMP-6-5-040811	4/8/2011	<0.01	U		<0.01	U		<0.01	U		<0.01	U		<0.01	U		0.0043	J		<0.012	U		<0.012	U		<0.012	U		<0.037	U		0.02		
		VMP-6-5-080411	8/4/2011	<0.27	U		<0.27	U		<0.26	U		<0.26	U		<0.26	U		<0.23	U		<0.31	U		<0.3	U		<0.3	U		<0.96	U		<0.5	U	
		VMP-6-5-110911	11/9/2011	<0.0032	U		<0.0032	U		<0.0032	U		<0.0032	U		<0.0032	U		<0.0028	J	U	<0.0037	U		<0.0036	U		<0.0036	U		<0.012	U		0.034		
		VMP-6-5-013112	1/31/2012	<0.038	U		<0.038	U		<0.038	U		<0.038	U		<0.038	U		0.03	J		<0.044	U		<0.043	U		<0.043	U		<0.14	U		0.076		
		VMP-6-5-041212	4/12/2012	<0.0041	U		<0.0041	U		<0.004	U		<0.004	U		<0.004	U		<0.035	J	U	<0.0046	U		<0.0046	U		<0.0046	U		<0.014	U		0.0053	J	
		VMP-6-5-071612	7/16/2012	<0.0041	U		<0.0041	U		<0.004	U		<0.004	U		<0.004	U		<0.035	J	U	<0.0046	U		<0.0046	U		<0.0046	J	U	<0.014	U		0.012		
		VMP-6-5-101012	10/10/2012	<0.0056	U		<0.0056	U		<0.0055	U		<0.0055	U		<0.0055	U		<0.048	J	U	<0.0064	U		<0.0063	U		<0.0063	U		<0.02	UJ	UJ	0.0028	J	J
		VMP-6-5-021213	2/12/2013	<0.005	U		<0.005	U		<0.0049	U		<0.0049	U		<0.0049	U		<0.043	U		<0.0057	U		<0.0056	U		<0.0056	U		<0.018	U		0.004	J	
	10 ft	VMP-6-10-090810	9/8/2010	<0.96	U		<0.96	U		<0.94	U		<0.94	U		<0.94	U		<0.83	U		<1.1	U		<1.1	U		<1.1	U		<3.4	U		<1.8	U	
		VMP-6-10-111710	11/17/2010	<0.0052	U		<0.0052	U		<0.0051	U		<0.0051	U		<0.0051	U		<0.0045	U		<0.006	U		<0.0058	U		<0.0058	U		<0.018	U		0.0037	J	
		VMP-6-10-020711	2/7/2011	<0.0051	U		<0.0051	U		<0.005	U		<0.005	U		<0.005	U		<0.0044	U		<0.0058	U		<0.0057	U		<0.0057	U		<0.018	U		<0.0095	U	
		VMP-6-10-040811	4/8/2011	<0.12	U		<0.12	U		<0.12	U		<0.12	U		<0.12	U		0.12			<0.14	U		<0.14	U		<0.14	U		<0.44	U		0.12	J	
		VMP-6-10-080411	8/4/2011	<0.87	U		<0.87	U		<0.85	U		<0.85	U		<0.85	U		<0.74	U		<0.99	U		<0.97	U		<0.97	U		<3.1	U		<1.6	U	
		VMP-6-10-111011	11/10/2011	<0.0034	U		<0.0034	U		<0.0033	U		<0.0033	U		<0.0033	U		<0.0029	J	U	<0.0039	U		<0.0038	U		<0.0038	U		<0.012	U		0.024		
		VMP-6-10-013112	1/31/2012	<0.6	U		<0.6	U		<0.59	U		<0.59	U		<0.59	U		<0.52	U		<0.69	U		<0.68	U		<0.68	U		<2.1	U		<1.1	U	
		VMP-6-10-041212	4/12/2012	<0.0039	U		<0.0039	U		<0.0039	U		<0.0039	U		<0.0039	U		<0.034	J	U	<0.0045	U		<0.0044	U		<0.0044	J	U	<0.014	U		0.011		
		VMP-6-10-071612	7/16/2012	<0.0053	U		<0.0053	U		<0.0052	U		<0.0052	U		<0.0052	U		<0.046	J	U	<0.0061	U		<0.006	J	U	<0.006	J	U	<0.019	U		0.0094	J	
		VMP-6-10-101112	10/11/2012	<0.0058	U		<0.0058	U		<0.0057	U		<0.0057	U		<0.0057	U		<0.05	J	U	<0.0067	U		<0.0066	U		<0.0066	U		<0.021	UJ	UJ	0.0037	J	J
		VMP-6-10-020513	2/5/2013	<0.0056	U		<0.0056	U		<0.0055	U		<0.0055	U		<0.0055	U		<0.048	J	U	<0.0064	U		<0.0063	U		<0.0063	U		<0.02	U		0.0017	J	
	31.5 ft	VMP-6-31.5-090810	9/8/2010	<6.5	U		<6.5	U		<6.4	U		<6.4	U		<6.4	U		<5.6	U		<7.4	U		<7.3	U		<7.3	U		<23	U		<12	U	
		VMP-6-31.5-111710	11/17/2010	<10	U		<10	U		<10	U		<10	U		<10	U		<8.8	U		<12	U		<11	U		<11	U		<36	U		<19	U	
		VMP-6-31.5-020711	2/7/2011	<9.8	U		<9.8	U		<9.6	U		<9.6	U		<9.6	U		<8.4	U		<11	U		<11	U		<11	U		<35	U		<18	U	
		VMP-6-31.5-041111	4/11/2011	<7.6	U		<7.6	U		<7.4	U		<7.4	U		<7.4	U		5.8	J		<8.7	U		<8.5	U		<8.5	U		<27	U		3.2	J	
		VMP-6-31.5-080411	8/4/2011	<5.6	U		<5.6	U		<5.5	U		<5.5	U		<5.5	U		<4.8	U		<6.4	U		<6.3	U		<6.3	U		<20	U		<10	U	
		VMP-6-31.5-111011	11/10/2011	<8.7	U		10			<8.5	U		<8.5	U		<8.5	U		<7.4	U		<9.9	U		<9.7	U		<9.7	U		<31	U		6.2	J	
		VMP-6-31.5-013112	1/31/2012	<3.5	U		<3.5	U		<3.4	U		<3.4	U		<3.4	U		<3	U		<4	U		<3.9	U		<3.9	U		<12	U		<6.4	U	
		VMP-6-31.5-041212	4/12/2012	<0.46	U		<0.46	U		<0.45	U		<0.45	U		<0.45	U		<0.4	U		<0.53	U		<0.52	U		<0.52	U		<1.6	U		0.29	J	
		VMP-6-31.5-071612	7/16/2012	<0.0073	U		<0.0073	U		<0.0072	U		<0.0072	U		<0.0072	U		0.0024	J		<0.0084	U		<0.0082	U		<0.0082	U		<0.026	U		0.043		
		VMP-6-31.5-101112	10/11/2012	<0.0057	U		<0.0057	U		<0.0056	U		<0.0056	U		<0.0056	U		0.0028	J		<0.0065	U		<0.0064	U		<0.0064	U		<0.02	UJ	UJ	0.0073	J	J
		VMP-6-31.5-020513	2/5/2013	<0.0052	U		<0.0052	U		<0.0051	U		<0.0051	U		<0.0051	U		0.005	J		<0.006	U		<0.0058	U		<0.0058	U		<0.018	U		<0.0097	U	
	39 ft	VMP-6-39-041111	4/11/2011	<9	U		<9	U		<8.9	U		<8.9	U		<8.9	U		3.7	J		<10	U		<10	U		<10	U		<32	U		<17	U	
		VMP-6-39-013112	1/31/2012	<3.5	U		<3.5	U		<3.4	U		<3.4	U		<3.4	U		<3	U		<4	U		<3.9	U		<3.9	U		<12	U		<6.4	U	
		VMP-6-39-041212	4/12/2012	<0.34	U		<0.34	U		<0.33	U		<0.33	U		<0.33	U		<0.29	U		<0.39	U		<0.38	U		<0.38	U		<1.2	U		<0.63	U	
		VMP-6-39-071612	7/16/2012	<0.016	U		<0.016	U		<0.016	U		<0.016	U		<0.016	U		<0.14	U		<0.018	U		<0.018	U		<0.018	U		<0.057	U		0.019	J	
		VMP-6-39-071612-Dup	7/16/2012	<0.016	U		<0.016	U		<0.016	U		<0.016	U		<0.016	U		0.0026	J		<0.018	U		<0.018	U		<0.018	U		<0.057	U		0.022	J	
		VMP-6-39-101112	10/11/2012	<0.011	U		<0.011	U		<0.011	U		<0.011	U		<0.011	U		0.0032	J		<0.012	U		<0.012	U		<0.012	U		<0.039	UJ	UJ	<0.02	U	UJ
		VMP-6-39-020513	2/5/2013	<0.0053	U		<0.0053	U		<0.0052	U		<0.0052	U		<0.0052	U		<0.046	J	U	<0.0061	U		<0.006	U		<0.006	U		<0.019	U		0.0042	J	

SEE LAST PAGE OF TABLE FOR NOTES

TABLE 5
CUMULATIVE SUMMARY OF SOIL VAPOR ANALYTICAL DETECTIONS AND SCREENING RESULTS: VILLAGE - VOCS

Location	Depth	Sample ID	Sample Date	1,1-Dichloroethane			1,2-Dichloroethane			1,1-Dichloroethene			cis-1,2-Dichloroethene			trans-1,2-Dichloroethene			Dichloromethane (Methylene chloride)			1,2-Dichloropropane			cis-1,3-Dichloropropene			trans-1,3-Dichloropropene			1,4-Dioxane			Ethanol		
				690			0.099			240			1100000			85			5.6			0.062			0.9			0.9			0.22					
				Result (mg/m^3)	Lab Quals	URS Quals	Result (mg/m^3)	Lab Quals	URS Quals	Result (mg/m^3)	Lab Quals	URS Quals	Result (mg/m^3)	Lab Quals	URS Quals	Result (mg/m^3)	Lab Quals	URS Quals	Result (mg/m^3)	Lab Quals	URS Quals	Result (mg/m^3)	Lab Quals	URS Quals	Result (mg/m^3)	Lab Quals	URS Quals	Result (mg/m^3)	Lab Quals	URS Quals	Result (mg/m^3)	Lab Quals	URS Quals	Result (mg/m^3)	Lab Quals	URS Quals
VMP-7	5 ft	VMP-7-5-082610	8/26/2010	<0.0053	U		<0.0053	U		<0.0052	U		<0.0052	U		<0.0052	U		0.0023	J		<0.0061	U		<0.006	U		<0.006	U		<0.019	U		0.007	J	
		VMP-7-5-111910	11/19/2010	<0.0048	U		<0.0048	U		<0.0047	U		<0.0047	U		<0.0047	U		<0.0041	U		<0.0055	U		<0.0054	U		<0.0054	U		0.0093	J		0.0031	J	
		VMP-7-5-020711	2/7/2011	<0.0052	U		<0.0052	U		<0.0051	U		<0.0051	U		<0.0051	U		0.0013	J		<0.006	U		<0.0058	U		<0.0058	U		<0.018	U		0.0087	J	
		VMP-7-5-040711	4/7/2011	<0.0074	U		<0.0074	U		<0.0072	U		<0.0072	U		<0.0072	U		<0.0063	J	U	<0.0084	U		<0.0083	U		<0.0083	U		<0.026	U		0.0034	J	
		VMP-7-5-080211	8/2/2011	<0.73	U		<0.73	U		<0.72	U		<0.72	U		<0.72	U		<0.63	U		<0.83	U		<0.82	U		<0.82	U		<2.6	U		<1.4	U	
		VMP-7-5-111011	11/10/2011	<0.0035	U		<0.0035	U		<0.0034	U		<0.0034	U		<0.0034	U		0.0024	J	J	<0.004	U		<0.0039	U		<0.0039	U		<0.012	U		0.0096		
		VMP-7-5-111011-DUP	11/10/2011	<0.0032	U		<0.0032	U		<0.0032	U		<0.0032	U		<0.0032	U		0.01		J	<0.0037	U		<0.0036	U		<0.0036	U		<0.012	U		0.018		
		VMP-7-5-013112	1/31/2012	<0.0035	U		<0.0035	U		<0.0035	U		<0.0035	U		<0.0035	U		0.003			<0.004	U		<0.004	U		<0.004	J	U	<0.013	U		0.039		
		VMP-7-5-041212	4/12/2012	<0.0038	U		<0.0038	U		<0.0038	U		<0.0038	U		<0.0038	U		<0.033	J	U	<0.0044	U		<0.0043	U		<0.0043	U		<0.014	U		0.036		
		VMP-7-5-073112	7/31/2012	<0.0099	U		<0.0099	U		<0.0097	U		<0.0097	U		<0.0097	U		<0.085	J	U	<0.011	U		<0.011	U		<0.011	U		<0.035	U		0.047		
		VMP-7-5-101012	10/10/2012	<0.006	U		<0.006	U		<0.0059	U		<0.0059	U		<0.0059	U		0.0034	J		<0.0068	U		<0.0067	U		<0.0067	U		<0.021	U		0.004	J	
	13.5 ft	VMP-7-13.5-082610	8/26/2010	<0.12	U		<0.12	U		<0.11	U		<0.11	U		<0.11	U		<0.1	U		<0.13	U		<0.13	U		<0.13	U		<0.42	U		<0.22	U	
		VMP-7-13.5-111910	11/19/2010	<0.82	U		<0.82	U		<0.8	U		<0.8	U		<0.8	U		0.91		J	<0.93	U		<0.91	U		<0.91	U		<2.9	U		<1.5	U	
		VMP-7-13.5-020711	2/7/2011	<0.005	U		<0.005	U		<0.0049	U		<0.0049	U		<0.0049	U		<0.0043	U		<0.0057	U		<0.0056	U		<0.0056	U		<0.018	U		<0.0093	U	
		VMP-7-13.5-040711	4/7/2011	<0.0087	U		<0.0087	U		<0.0086	U		<0.0086	U		<0.0086	U		<0.0075	J	U	<0.01	U		<0.0098	U		<0.0098	U		<0.031	U		<0.016	U	
		VMP-7-13.5-080311	8/3/2011	<0.98	U		<0.98	U		<0.96	U		<0.96	U		<0.96	U		<0.84	U		<1.1	U		<1.1	U		<1.1	U		<3.5	U		<1.8	U	
		VMP-7-13.5-111011	11/10/2011	<0.0032	U		<0.0032	U		<0.0031	U		<0.0031	U		<0.0031	U		0.0031			<0.0036	U		<0.0036	U		<0.0036	U		<0.011	U		0.017		
		VMP-7-13.5-013112	1/31/2012	<0.045	U		<0.045	U		<0.044	U		<0.044	U		<0.044	U		<0.039	U		<0.052	U		<0.051	U		<0.051	U		<0.16	U		0.094		J
		VMP-7-13.5-013112-DUP	1/31/2012	<0.046	U		<0.046	U		<0.045	U		<0.045	U		<0.045	U		<0.04	U		<0.053	U		<0.052	U		<0.052	U		<0.16	U		0.12		J
		VMP-7-13.5-041212	4/12/2012	<0.0037	U		<0.0037	U		<0.0036	U		<0.0036	U		<0.0036	U		<0.032	J	U	<0.0042	U		<0.0042	U		<0.0042	U		<0.013	U		0.044		
		VMP-7-13.5-041212-DUP	4/12/2012	<0.0039	U		<0.0039	U		<0.0038	U		<0.0038	U		<0.0038	U		<0.034	J	U	<0.0044	U		<0.0044	U		<0.0044	U		<0.014	U		0.033		
		VMP-7-13.5-072012	7/20/2012	<0.0038	U		<0.0038	U		<0.0037	U		<0.0037	U		<0.0037	U		0.0013	J		<0.0043	U		<0.0042	U		<0.0042	U		<0.013	U		0.024		
		VMP-7-13.5-101012	10/10/2012	<0.0056	U		<0.0056	U		<0.0055	U		<0.0055	U		<0.0055	U		0.0041	J		<0.0064	U		<0.0063	U		<0.0063	U		<0.02	U		0.011		
		VMP-7-13.5-021313	2/13/2013	<0.0056	U		<0.0056	U		<0.0055	U		<0.0055	U		<0.0055	U		0.00061	J		<0.0064	U		<0.0063	U		<0.0063	U		<0.02	U		0.0068	J	
	29.5 ft	VMP-7-29.5-083110	8/31/2010	<1.7	U		<1.7	U		<1.6	U		<1.6	U		<1.6	U		<1.4	U		<1.9	U		<1.9	U		<1.9	U		<5.9	U		<3.1	U	
		VMP-7-29.5-111910	11/19/2010	<2.5	U		<2.5	U		<2.4	U		<2.4	U		<2.4	U		<2.2	U		<2.9	U		<2.8	U		<2.8	U		<8.9	U		<4.7	U	
		VMP-7-29.5-020711	2/7/2011	<2.6	U		<2.6	U		<2.6	U		<2.6	U		<2.6	U		<2.2	U		<3	U		<2.9	U		<2.9	U		<9.3	U		<4.9	U	
		VMP-7-29.5-040711	4/7/2011	<0.63	U		<0.63	U		<0.62	U		<0.62	U		<0.62	U		<0.54	U		<0.72	U		<0.71	U		<0.71	U		<2.2	U		<1.2	U	
		VMP-7-29.5-080311	8/3/2011	<1.5	U		<1.5	U		<1.5	U		<1.5	U		<1.5	U		<1.3	U		<1.7	U		<1.7	U		<1.7	U		<5.3	U		<2.8	U	
		VMP-7-29.5-111111	11/11/2011	0.71	J		5.3			<2.9	U		<2.9	U		<2.9	U		<2.5	U		<3.4	U		<3.3	U		<3.3	U		<10	U		3.3	J	
		VMP-7-29.5-020112	2/1/2012	<0.59	U		<0.59	U		<0.58	U		<0.58	U		<0.58	U		<0.51	U		<0.67	U		<0.66	U		<0.66	U		<2.1	U		<1.1	U	
		VMP-7-29.5-041312	4/13/2012	<0.0037	U		<0.0037	U		<0.0036	U		<0.0036	U		<0.0036	U		<0.032	J	U	<0.0042	U		<0.0042	U		<0.0042	U		<0.013	U		0.021		
		VMP-7-29.5-072012	7/20/2012	<0.0038	U		<0.0038	U		<0.0037	U		<0.0037	U		<0.0037	U		0.0015	J		<0.0043	U		<0.0042	U		<0.0042	U		<0.013	U		0.025		
		VMP-7-29.5-072012-Dup	7/20/2012	<0.0038	U		<0.0038	U		<0.0037	U		<0.0037	U		<0.0037	U		0.0012	J		<0.0043	U		<0.0042	U		<0.0042	U		<0.013	U		0.016		
		VMP-7-29.5-101012	10/10/2012	<0.0058	U		<0.0058	U		<0.0057	U		<0.0057	U		<0.0057	U		0.0023	J		<0.0067	U		<0.0066	U		0.0017	J		<0.021	UJ	UJ	0.0076	J	J
	38 ft	VMP-7-38-020711	2/7/2011	<3.5	U		<3.5	U		<3.4	U		<3.4	U		<3.4	U		<3	U		<4	U		<3.9	U		<3.9	U		<12	U		<6.5	U	
		VMP-7-38-040711	4/7/2011	<0.89	U		<0.89	U		<0.87	U		<0.87	U		<0.87	U		<0.76	U		<1	U		<1	U		<1	U		<3.2	U		<1.6	U	
		VMP-7-38-020112	2/1/2012	<0.85	U		<0.85	U		<0.83	U		<0.83	U		<0.83	U		<0.73	U		<0.97	U		<0.95	U		<0.95	U		<3	U		<1.6	U	
		VMP-7-38-042512	4/25/2012	<0.0037	U		<0.0037	U		<0.0036	U		<0.0036	U		<0.0036	U		<0.032	J	U	<0.0042	U		<0.0042	U		<0.0042	U		<0.013	U		0.026		
		VMP-7-38-042512-Dup	4/25/2012	<0.0037	U		<0.0037	U		<0.0036	U		<0.0036	U		<0.0036	U		<0.032	J	U	<0.0042	U		<0.0042	U		<0.0042	U		<0.013	U		0.028		
		VMP-7-38-101112	10/11/2012	<0.0054	U		<0.0054	U		<0.0053	U		<0.0053	U		<0.0053	U		0.002	J		<0.0062	U		<0.0061	U		<0.0061	U		<0.019	UJ	UJ	0.006	J	J
VMP-8	5 ft	VMP-8-5-083010	8/30/2010	0.00069	J		0.00092	J		<0.0053	U		0.0012	J		<0.0053	U		0.0026	J		<0.0062	U		<0.0061	U		<0.0061	U		<0.019	U		<0.01	U	
		VMP-8-5-111810	11/17/2010	<0.0047	U		<0.0047	U		<0.0046	U		<0.0046	U		<0.0046	U		0.00071	J		<0.0054	U		<0.0053	U		<0.0053	U		<0.017	U		0.0073	J	
		VMP-8-5-021011	2/10/2011	<0.005	U		<0.005	U		<0.0049	U		<0.0049	U		<0.0049	U		<0.0043	U		<0.0057	U		<0.0056	U		<0.0056	U		<0.018	U		<0.0093	U	
		VMP-8-5-040711	4/7/2011	<0.0056	U		<0.0056	U		<0.0055	U		<0.0055	U		<0.0055	U		<0.0048	U		<0.0064	U		<0.0063	U		<0.0063	U		0.0057	J		<0.01	U	
		VMP-8-5-072711	7/27/2011	<0.006	U		<0.006	U		<0.0059	U		<0.0059	U		<0.0059	U		<0.0051	U		<0.0068	U		<0.0067	U		<0.0067	U		<0.021	U		0.037		
		VMP-8-5-110311	11/3/2011	<0.0035	U		<0.0035	U		<0.0034	U		<0.0034	U		<0.0034	U		<0.003	J	U	<0.004	U		<0.0039	U		<0.0039	U		<0.012	U		0.052		
		VMP-8-5-012312	1/23/2012	<0.0043	U		<0.0043	U		<0.0042	U		<0.0042	U		<0.0042	U		<0.0037	J	U	<0.0049	U		<0.0048	U		<0.0048	J	U	<0.015	U		0.023		
		VMP-8-5-041012	4/10/2012	<0.0039	U		<0.0039	U		<0.0038	U		<0.0038	U		<0.0038	U		0.0012	J		0.0013	J		<0.0043	U		0.0044			<0.014	U		<0.0072	U	
		VMP-8-5-071312	7/13/2012	<0.0032	U		<0.0032	U		<0.0032	U		<0.0032	U		<0.0032	U		0.0015	J		0.0017	J		<0.0036	U		<0.0036	U		<0.012	U		0.0086		
		VMP-8-5-073112	7/31/2012	<0.0042	U		<0.0042	U		<0.0041	U		<0.0041	U		<0.0041	U		<0.036	J	U	<0.0048	U		<0.0047	U		<0.0047	U		<0.015	U		0.061		
		VMP-8-5-100412	10/4/2012	<0.0056	U		<0.0056	U		<0.0055	U		<0.0055	U		<0.0055	U		<0.048	J	U	<0.0064	U		<0.0063	U		<0.0063	U		<0.02	U		<0.01	U	
		VMP-8-5-100412-Dup	10/4/2012	<0.0053	U		<0.0053	U		<0.0052	U		<0.0052	U		<0.0052	U		<0.046	J	U	<0.0061	U		<0.006	U		<0.006	U		<0.019	U		<0.0099	U	
		VMP-8-5-012413	1/24/2013	<0.0054	U		<0.0054	U		<0.0053	U		<0.0053	U		<0.0053	U		<0.047	J	U	<0.0062	U		<0.0061	U		<0.0061	U		<0.019	U		0.0038	J	
	9.5 ft	VMP-8-9.5	11/10/2009	<0.004	U		<0.004	U		<0.004	U		<0.004	U		<0.004	U		<0.003	U		<0.005	U		<0.005	U		<0.005	U		<0.016	U		0.03		J
		VMP-8-9.5-083010	8/30/2010	0.00048	J		<0.0049	U		<0.0048	U		0.00059	J		<0.0048	U		0.005			<0.0056	U		<0.0055	U		<0.0055	U		<0.017	U		0.016		
		VMP-8-9.5-083010-DUP	8/30/2010	0.00041	J		0.0007	J		<0.0049	U		<0.0049	U		<0.0049	U		0.0013	J		0.00099	J		<0.0056	U		<0.0056	U		<0.018	U		0.013		
		VMP-8-9.5-111810	11/17/2010	<0.0049	U		<0.0049	U		<0.0048	U		<0.0048	U		<0.0048	U		<0.0042	U		<0.0056	U		<0.0055	U		<0.0055	U		0.0021	J		0.01		
		VMP-8-9.5-021011	2/10/2011	<0.0051	U		<0.0051	U		<0.005	U		<0.005	U		<0.005	U		<0.0044	U		<0.0058	U		<0.0057	U		<0.0057	U		<0.018	U		0.0028	J	
		VMP-8-9.5-040711	4/7/2011	<0.0056	U		<0.0056	U		<0.0055	U		<0.0055	U		<0.0055	U		0.00097	J		<0.0064	U		<0.0063	U		<0.0063	U		<0.02	U		0.0074	J	
		VMP-8-9.5-072711	7/27/2011	<0.0043	U		<0.0043	U		<0.0042	U		<0.0042	U		<0.0042	U		0.0065			<0.0049	U		<0.0048	U		<0.0048	U		<0.015	U		0.082		
		VMP-8-9.5-110311	11/3/2011	<0.0034	U		<0.0034	U		<0.0033	U		<0.0033	U		<0.0033	U		<0.0029	J	U	<0.0039	U		<0.0038	U		<0.0038	U		0.0045	J		0.029		
		VMP-8-9.5-012312	1/23/2012	<0.0041	U		<0.0041	U		<0.004	U		<0.004	U		<0.004	U		<0.0035	J	U	<0.0047	U		<0.0046	U		<0.0046	U		<0.015	U		0.012		
		VMP-8-9.5-041012	4/10/2012	<0.0039	U		<0.0039	U		<0.0038	U		<0.0038	U		<0.0038	U		0.0014	J		<0.0044	U		<0.0043	U		0.0065			<0.014	U		<0.0072	U	
		VMP-8-9.5-071312	7/13/2012	<0.0038	U		<0.0038	U		<0.0037	U		<0.0037	U		<0.0037	U		<0.032	U		<0.0043	U		<0.0042	U		<0.0042	U		<0.013	U		0.0025	J	
		VMP-8-9.5-071312-Dup	7/13/2012	<0.0036	U		<0.0036	U		<0.0035	U		<0.0035	U		<0.0035	U		0.001	J		<0.0041	U		<0.0041	U		<0.0041	U		<0.013	U		<0.0067	U	
		VMP-8-9.5-100412	10/4/2012	<0.0061	U		<0.0061	U		<0.006	U		<0.006	U		<0.006	U		0.0046	J		<0.007	U		<0.0069	U		<0.0069	U		<0.022	U		<0.011	U	
		VMP-8-9.5-012413	1/24/2013	<0.0051	U		<0.0051	U		<0.005	U		<0.005	U		<0.005	U		<0.044	J	U	<0.0058	U		<0.0057	U		<0.0057	U		<0.018	U		<0.0095	U	
		VMP-8-9.5-012413-Dup	1/24/2013	<0.0054	U		<0.0054	U		<0.0053	U		<0.0053	U		<0.0053	U		<0.047	J	U	<0.0062	U		<0.0061	U		0.00081	J		<0.019	U		<0.01	U	
	23.5 ft	VMP-8-23.5-083010	8/30/2010	<0.0053	U		0.00085	J		<0.0052	U		0.00085	J		<0.0052	U		0.0015	J		<0.0061	U		<0.006	U		<0.006	U		<0.019	U		0.0069	J	
		VMP-8-23.5-111910	11/19/2010	<0.0051	U		<0.0051	U		<0.005	U		<0.005	U		<0.005	U		<0.0044	U		<0.0058	U		<0.0057	U		<0.0057	U		<0.018	U		0.0076	J	
		VMP-8-23.5-021011	2/10/2011	<0.0054	U		<0.0054	U		<0.0053	U		<0.0053	U		<0.0053	U		<0.0047	U		<0.0062	U		<0.0061	U		<0.0061	U		<0.019	U		<0.01	U	
		VMP-8-23.5-040711	4/7/2011	<0.0051	U		<0.0051	U		<0.005	U		<0.005	U		<0.005	U		0.0066			<0.0058	U		<0.0057	U		<0.0057	U		<0.018	U		0.0075	J	
		VMP-8-23.5-040711-DUP	4/7/2011	<0.0081	U		0.0014	J		<0.0079	U		<0.0079	U		<0.0079	U		0.0021	J		<0.0092	U		<0.0091	U		<0.0091	U		<0.029	U		0.0073	J	
		VMP-8-23.5-081011	8/10/2011	<0.0053	U		<0.0053	U		<0.0052	U		<0.0052	U		<0.0052	U		0.0021	J		<0.0061	U		<0.006	U		<0.006	J	U	<0.019	U		0.052		
		VMP-8-23.5-110611	11/6/2011	<0.0039	U		<0.0039	U		<0.0038	U		<0.0038	U		<0.0038	U		0.0021	J		<0.0044	U		<0.0043	U		<0.0043	U		0.0013	J		0.027		
		VMP-8-23.5-012312	1/23/2012	<0.0043	U		<0.0043	U		<0.0042	U		<0.0042	U		<0.0042	U		<0.0037	J	U	<0.0049	U		<0.0048	U		<0.0048	U		<0.015	U		0.016		
		VMP-8-23.5-041012	4/10/2012	<0.0038	U		<0.0038	U		<0.0037	U		<0.0037	U		<0.0037	U		0.00077	J		0.0022	J		<0.0042	U		0.0071			<0.013	U		<0.007	U	
		VMP-8-23.5-071312	7/13/2012	<0.0042	U		<0.0042	U		<0.0041	U		<0.0041	U		<0.0041	U		<0.036	U		<0.0048	U		<0.0047	U		<0.0047	U		<0.015	U		0.0046	J	
		VMP-8-23.5-100412	10/4/2012	<0.0058	U		<0.0058	U		<0.0057	U		<0.0057	U		<0.0057	U		0.0028	J		<0.0067	U		<0.0066	U		<0.0066	U		<0.021	U		0.0076	J	
		VMP-8-23.5-012413	1/24/2013	<0.0058	U		<0.0058	U		<0.0057	U		<0.0057	U		<0.0057	U		<0.05	J	U	<0.0067	U		<0.0066	U		<0.0066	U		<0.021	U		<0.011	U	

SEE LAST PAGE OF TABLE FOR NOTES

TABLE 5
CUMULATIVE SUMMARY OF SOIL VAPOR ANALYTICAL DETECTIONS AND SCREENING RESULTS: VILLAGE - VOCS

Location	Depth	Sample ID	Sample Date	1,1-Dichloroethane			1,2-Dichloroethane			1,1-Dichloroethene			cis-1,2-Dichloroethene			trans-1,2-Dichloroethene			Dichloromethane (Methylene chloride)			1,2-Dichloropropane			cis-1,3-Dichloropropene			trans-1,3-Dichloropropene			1,4-Dioxane			Ethanol		
				690			0.099			240			1100000			85			5.6			0.062			0.9			0.9			0.22					
				Result (mg/m^3)	Lab Quals	URS Quals	Result (mg/m^3)	Lab Quals	URS Quals	Result (mg/m^3)	Lab Quals	URS Quals	Result (mg/m^3)	Lab Quals	URS Quals	Result (mg/m^3)	Lab Quals	URS Quals	Result (mg/m^3)	Lab Quals	URS Quals	Result (mg/m^3)	Lab Quals	URS Quals	Result (mg/m^3)	Lab Quals	URS Quals	Result (mg/m^3)	Lab Quals	URS Quals	Result (mg/m^3)	Lab Quals	URS Quals	Result (mg/m^3)	Lab Quals	URS Quals
VMP-9	5 ft	VMP-9-5-082610	8/26/2010	<0.0046	U		<0.0046	U		<0.0045	U		<0.0045	U		<0.0045	U		0.0072			<0.0053	U		<0.0052	U		<0.0052	U		0.008	J		0.015		
		VMP-9-5-111910	11/19/2010	<0.0048	U		<0.0048	U		<0.0047	U		<0.0047	U		<0.0047	U		<0.0041	J	U	<0.0055	U		<0.0054	U		<0.0054	U		<0.017	U		0.0071	J	
		VMP-9-5-020811	2/8/2011	<0.0044	U		<0.0044	U		<0.0044	U		<0.0044	U		<0.0044	U		0.0013	J		<0.0051	U		<0.005	U		<0.005	U		<0.016	U		<0.0083	U	
		VMP-9-5-040611	4/6/2011	<0.012	U		<0.012	U		<0.012	U		<0.012	U		<0.012	U		0.011			<0.014	U		<0.014	U		<0.014	U		<0.044	U		0.02	J	
		VMP-9-5-080211	8/2/2011	<0.24	U		<0.24	U		<0.23	U		<0.23	U		<0.23	U		<0.2	U		<0.27	U		<0.27	U		<0.27	U		<0.85	U		<0.44	U	
		VMP-9-5-110411	11/4/2011	<0.0035	U		<0.0035	U		<0.0035	U		<0.0035	U		<0.0035	U		0.0041			<0.004	U		<0.004	U		<0.004	J	U	0.0018	J		0.012		
		VMP-9-5-012612	1/26/2012	<0.003	U		<0.003	J	U	<0.003	U		<0.003	U		<0.003	U		<0.0026	J	U	<0.0034	U		<0.0034	U		<0.0034	J	U	<0.011	U		0.0061		
		VMP-9-5-041112	4/11/2012	<0.0036	U		<0.0036	U		<0.0035	U		<0.0035	U		<0.0035	U		0.00082	J		0.0011	J		<0.0041	U		<0.0041	U		<0.013	U		<0.0067	U	
		VMP-9-5-071312	7/13/2012	<0.0039	U		<0.0039	U		<0.0038	U		<0.0038	U		<0.0038	U		0.0018	J		<0.0044	U		<0.0043	U		<0.0043	U		<0.014	U		0.12		
		VMP-9-5-101012	10/10/2012	<0.0058	U		<0.0058	U		<0.0057	U		<0.0057	U		<0.0057	U		0.0029	J		<0.0067	U		<0.0066	U		<0.0066	U		<0.021	UJ	UJ	0.0025	J	J
		[4]VMP-9-5-012513	1/25/2013	<0.0057	U	UJ	<0.0057	U	UJ	<0.0056	U	UJ	<0.0056	U	UJ	<0.0056	U	UJ	0.0058	J	J	<0.0065	U	UJ	<0.0064	U	UJ	<0.0064	U	UJ	<0.02	U	UJ	0.005	J	J
		VMP-9-5-021513	2/15/2013	<0.0056	U		<0.0056	U		<0.0055	U		<0.0055	U		<0.0055	U		<0.048	U		<0.0064	U		<0.0063	U		<0.0063	J	U	<0.02	U		<0.01	U	
	11.5 ft	VMP-9-11.5-082610	8/26/2010	<0.1	U		<0.1	U		<0.1	U		<0.1	U		<0.1	U		<0.089	U		<0.12	U		<0.12	U		<0.12	U		<0.37	U		<0.19	U	
		VMP-9-11.5-111910	11/19/2010	<0.3	U		<0.3	U		<0.3	U		<0.3	U		<0.3	U		0.32			0.34	J		<0.34	U		<0.34	U		<1.1	U		<0.56	U	
		VMP-9-11.5-020911	2/9/2011	<0.0054	U		<0.0054	U		<0.0053	U		<0.0053	U		<0.0053	U		<0.0047	U		<0.0062	U		<0.0061	U		<0.0061	U		<0.019	U		0.0059	J	
		VMP-9-11.5-020911-DUP	2/9/2011	<0.0042	U		<0.0042	U		<0.0041	U		<0.0041	U		<0.0041	U		<0.0036	U		<0.0048	U		<0.0047	U		<0.0047	U		<0.015	U		0.009		
		VMP-9-11.5-040611	4/6/2011	<0.016	U		<0.016	U		<0.016	U		<0.016	U		<0.016	U		0.0069	J		<0.018	U		<0.018	U		<0.018	U		<0.057	U		0.017	J	
		VMP-9-11.5-080211	8/2/2011	<0.36	U		<0.36	U		<0.35	U		<0.35	U		<0.35	U		<0.3	U		<0.41	U		<0.4	U		<0.4	U		<1.3	U		<0.66	U	
		VMP-9-11.5-110411	11/4/2011	<0.0035	U		<0.0035	U		<0.0035	U		<0.0035	U		<0.0035	U		<0.003	J	U	<0.004	U		<0.004	U		<0.004	U		<0.013	U		0.014		
		VMP-9-11.5-012612	1/26/2012	<0.0031	U		<0.0031	J	U	<0.0031	U		<0.0031	U		<0.0031	U		<0.0027	J	U	<0.0036	U		<0.0035	J	U	<0.0035	J	U	<0.011	U		0.026		
		VMP-9-11.5-041112	4/11/2012	<0.0037	U		<0.0037	U		<0.0036	U		<0.0036	U		<0.0036	U		0.0012	J		0.00078	J		<0.0042	U		0.00098	J		<0.013	U		<0.0069	U	
		VMP-9-11.5-071312	7/13/2012	<0.0042	U		<0.0042	U		<0.0041	U		<0.0041	U		<0.0041	U		<0.036	U		<0.0048	U		<0.0047	U		<0.0047	U		<0.015	U		0.15		
		VMP-9-11.5-101012	10/10/2012	<0.0056	U		<0.0056	U		<0.0055	U		<0.0055	U		<0.0055	U		0.0022	J		<0.0064	U		<0.0063	U		<0.0063	U		<0.02	UJ	UJ	0.011		J
		VMP-9-11.5-012513	1/25/2013	<0.0047	U		<0.0047	U		<0.0046	U		<0.0046	U		<0.0046	U		<0.04	U		<0.0054	U		<0.0053	U		<0.0053	U		<0.017	U		0.0036	J	
		VMP-9-11.5-012513-DUP	1/25/2013	<0.0051	U		<0.0051	U		<0.005	U		<0.005	U		<0.005	U		<0.044	J	U	<0.0058	U		<0.0057	U		<0.0057	U		<0.018	U		<0.0095	U	
	25.5 ft	VMP-9-25.5-082610	8/26/2010	<0.82	U		<0.82	U		<0.8	U		<0.8	U		<0.8	U		<0.7	U		<0.93	U		<0.91	U		<0.91	U		<2.9	U		<1.5	U	
		VMP-9-25.5-082610-DUP	8/26/2010	<0.87	U		<0.87	U		<0.86	U		<0.86	U		<0.86	U		<0.75	U		<1	U		<0.98	U		<0.98	U		<3.1	U		<1.6	U	
		VMP-9-25.5-111910	11/19/2010	<0.93	U		<0.93	U		<0.91	U		<0.91	U		<0.91	U		0.44	J		<1.1	U		<1	U		<1	U		<3.3	U		<1.7	U	
		VMP-9-25.5-020911	2/9/2011	<0.51	U		<0.51	U		<0.5	U		<0.5	U		<0.5	U		<0.44	U		<0.58	U		<0.57	U		<0.57	U		<1.8	U		<0.95	U	
		VMP-9-25.5-040811	4/8/2011	<0.26	U		<0.26	U		<0.25	U		<0.25	U		<0.25	U		0.13	J		<0.3	U		<0.29	U		<0.29	U		<0.92	U		0.29	J	
		VMP-9-25.5-080211	8/2/2011	<0.57	U		<0.57	U		<0.56	U		<0.56	U		<0.56	U		<0.49	U		<0.65	U		<0.64	U		<0.64	U		<2	U		<1.1	U	
		VMP-9-25.5-110711	11/7/2011	<0.5	U		<0.5	U		<0.49	U		<0.49	U		<0.49	U		0.53			<0.58	U		<0.56	U		<0.56	U		<1.8	U		0.49	J	
		VMP-9-25.5-110711-DUP	11/7/2011	<0.44	U		<0.44	U		<0.43	U		<0.43	U		<0.43	U		0.58			<0.5	U		<0.49	U		<0.49	U		<1.5	U		0.56	J	
		VMP-9-25.5-012612	1/26/2012	<0.13	U		<0.13	U		<0.13	U		<0.13	U		<0.13	U		<0.11	U		<0.15	U		<0.15	U		<0.15	U		<0.46	U		<0.24	U	
		VMP-9-25.5-041112	4/11/2012	<0.0037	U		<0.0037	U		<0.0036	U		<0.0036	U		<0.0036	U		<0.032	U		0.0013	J		<0.0042	U		0.0011	J		<0.013	U		<0.0069	U	
		VMP-9-25.5-071312	7/13/2012	<0.004	U		<0.004	J	U	<0.0039	U		<0.0039	U		<0.0039	U		0.0027	J		<0.0046	U		<0.0045	U		<0.0045	J	U	<0.014	U		0.09		J
		VMP-9-25.5-071312-Dup	7/13/2012	<0.0039	U		<0.0039	U		<0.0038	U		<0.0038	U		<0.0038	U		<0.033	J	U	<0.0044	U		<0.0043	U		<0.0043	J	U	<0.014	U		0.18		J
		VMP-9-25.5-101012	10/10/2012	<0.0053	U		<0.0053	U		<0.0052	U		<0.0052	U		<0.0052	U		<0.046	J	U	<0.0061	U		<0.006	U		<0.006	U		<0.019	UJ	UJ	0.0043	J	J
		VMP-9-25.5-013013	1/30/2013	<0.0057	U		<0.0057	U		<0.0056	U		<0.0056	U		<0.0056	U		<0.049	J	U	<0.0065	U		<0.0064	U		<0.0064	U		<0.02	U		<0.011	U	
	38.5 ft	VMP-9-38.5-020911	2/9/2011	<0.85	U		<0.84	U		<0.83	U		<0.83	U		<0.83	U		<0.73	U		<0.96	U		<0.95	U		<0.95	U		<3	U		<1.6	U	
		VMP-9-38.5-040811	4/8/2011	<1.1	U		<1.1	U		<1.1	U		<1.1	U		<1.1	U		0.53	J		<1.3	U		<1.3	U		<1.3	U		<4	U		1.4	J	
		VMP-9-38.5-012612	1/26/2012	<0.17	U		<0.17	U		<0.17	U		<0.17	U		<0.17	U		<0.14	U		<0.19	U		<0.19	U		<0.19	U		<0.6	U		<0.32	U	
		VMP-9-38.5-041112	4/11/2012	<0.0032	U		<0.0032	U		<0.0032	U		<0.0032	U		<0.0032	U		0.017	J		0.001	J		<0.0036	U		0.001	J		<0.012	U		0.019		
		VMP-9-38.5-071312	7/13/2012	<0.0043	U		<0.0043	U		<0.0042	U		<0.0042	U		<0.0042	U		<0.037	J	U	<0.0049	U		<0.0048	U		<0.0048	U		<0.015	U		0.19		
		VMP-9-38.5-101012	10/10/2012	<0.016	U		<0.016	U		<0.016	U		<0.016	U		<0.016	U		<0.14	U		<0.018	U		<0.018	U		<0.018	U		<0.057	UJ	UJ	<0.03	U	UJ
		VMP-9-38.5-013013	1/30/2013	<0.0057	U		<0.0057	U		<0.0056	U		<0.0056	U		<0.0056	U		<0.049	J	U	<0.0065	U		<0.0064	U		<0.0064	U		<0.02	U		0.0038	J	
VMP-18	8.5 ft	VMP-18-8.5	6/18/2010	<0.005	U		<0.005	U		<0.005	U		<0.005	U		<0.005	U		0.0012	J		<0.006	U		<0.006	U		<0.006	U		<0.021	U		0.011		
		VMP-18-8.5-090710	9/7/2010	<0.0052	U		0.0011	J		<0.0051	U		<0.0051	U		<0.0051	U		<0.0045	U		<0.006	U		<0.0058	U		<0.0058	U		<0.018	U		0.011		
		VMP-18-8.5-111910	11/19/2010	<0.0044	U		<0.0044	U		<0.0043	U		<0.0043	U		<0.0043	U		<0.0038	U		<0.005	U		<0.0049	U		<0.0049	U		0.0054	J		0.0017	J	
		VMP-18-8.5-020711	2/7/2011	<0.0048	U		<0.0048	U		<0.0047	U		<0.0047	U		<0.0047	U		<0.0041	U		<0.0055	U		<0.0054	U		<0.0054	U		0.0023	J		0.022		
		VMP-18-8.5-020711-DUP	2/7/2011	<0.0046	U		<0.0046	U		<0.0045	U		<0.0045	U		<0.0045	U		<0.004	U		<0.0053	U		<0.0052	U		<0.0052	U		<0.016	U		0.01		
		VMP-18-8.5-040711	4/7/2011	<0.0052	U		<0.0052	U		<0.0051	U		<0.0051	U		<0.0051	U		0.0021	J		0.0033	J		<0.0058	U		<0.0058	U		0.0043	J		0.012		
		VMP-18-8.5-072811	7/28/2011	<0.0056	U		<0.0056	U		<0.0055	U		<0.0055	U		<0.0055	U		<0.0048	U		<0.0064	U		<0.0063	U		<0.0063	U		<0.02	U		0.079		
		VMP-18-8.5-110711	11/7/2011	<0.0036	U		<0.0036	U		<0.0035	U		<0.0035	U		<0.0035	U		<0.0031	J	U	<0.0041	U		<0.0041	U		<0.0041	U		<0.013	U		0.021		
		VMP-18-8.5-012312	1/23/2012	<0.0039	U		<0.0039	U		<0.0038	U		<0.0038	U		<0.0038	U		<0.0034	J	U	<0.0045	U		<0.0044	U		<0.0044	U		<0.014	U		0.012		
		VMP-18-8.5-041012	4/10/2012	<0.0041	U		<0.0041	U		<0.004	U		<0.004	U		<0.004	U		<0.035	J	U	0.00094	J		<0.0046	U		<0.0046	J	U	<0.014	U		0.014		
		VMP-18-8.5-071212	7/12/2012	<0.004	U		<0.004	U		<0.0039	U		<0.0039	U		<0.0039	U		0.0066	J		<0.0045	U		<0.0044	U		<0.0044	U		<0.014	U		0.12		
		VMP-18-8.5-100912	10/9/2012	<0.0053	U		<0.0053	U		<0.0052	U		<0.0052	U		<0.0052	U		0.014	J		<0.0061	U		<0.006	U		<0.006	U		<0.019	U		0.022		
		VMP-18-8.5-012313	1/23/2013	<0.0058	U		<0.0058	U		<0.0057	U		<0.0057	U		<0.0057	U		<0.05	J	U	<0.0067	U		<0.0066	U		<0.0066	U		<0.021	U		<0.011	U	
VMP-19	5 ft	VMP-19-5	6/18/2010	<0.005	U		<0.005	U		<0.005	U		<0.005	U		<0.005	U		0.0011	J		<0.006	U		<0.006	U		<0.006	U		<0.02	U		0.0064	J	
		VMP-19-5-090110	9/1/2010	<0.0052	U		<0.0052	U		<0.0051	U		<0.0051	U		<0.0051	U		<0.0045	J	U	<0.006	U		<0.0058	U		<0.0058	U		<0.018	U		0.01		
		VMP-19-5-111510	11/15/2010	<0.0056	U		<0.0056	U		<0.0055	U		<0.0055	U		<0.0055	U		0.0012	J		<0.0064	U		<0.0063	U		<0.0063	U		<0.02	U		0.024		
		VMP-19-5-020411	2/4/2011	<0.0049	U		0.0009	J		<0.0048	U		<0.0048	U		<0.0048	U		<0.0042	U		<0.0056	U		<0.0055	U		<0.0055	U		<0.017	U		0.015		
		VMP-19-5-040711	4/7/2011	<0.0055	U		<0.0055	U		<0.0054	U		<0.0054	U		<0.0054	U		0.00093	J		<0.0062	U		<0.0061	U		<0.0061	U		<0.019	U		0.0058	J	
		VMP-19-5-080911	8/9/2011	<0.006	U		<0.006	J	U	<0.0059	U		<0.0059	U		<0.0059	U		<0.0051	U		<0.0068	U		<0.0067	U		<0.0067	J	U	<0.021	U		0.047		J
		VMP-19-5-080911-DUP	8/9/2011	<0.0057	U		<0.0057	J	U	<0.0056	U		<0.0056	U		<0.0056	U		0.0016	J		<0.0065	U		<0.0064	U		<0.0064	J	U	<0.02	U		0.078		J
		VMP-19-5-110811	11/8/2011	<0.004	U		<0.004	U		<0.0039	U		<0.0039	U		<0.0039	U		0.0084			<0.0045	U		<0.0044	U		<0.0044	U		<0.014	U		0.021		
		VMP-19-5-012612	1/26/2012	<0.0035	U		<0.0035	U		<0.0034	U		<0.0034	U		<0.0034	U		0.0035			<0.004	U		<0.0039	U		<0.0039	U		<0.012	U		0.013		
		VMP-19-5-041012	4/10/2012	<0.004	U		<0.004	U		<0.0039	U		<0.0039	U		<0.0039	U		<0.034	J	U	0.0011	J		<0.0044	U		<0.0044	J	U	<0.014	U		0.031		
		VMP-19-5-071112	7/11/2012	<0.0045	U		<0.0045	U		<0.0044	U		<0.0044	U		<0.0044	U		0.0012	J		<0.0052	U		<0.0051	U		<0.0051	U		<0.016	U		0.038		
		VMP-19-5-100912	10/9/2012	<0.006	U		<0.006	U		<0.0059	U		<0.0059	U		<0.0059	U		0.0029	J		<0.0068	U		<0.0067	U		<0.0067	J	U	<0.021	U		<0.011	U	
		VMP-19-5-013113	1/31/2013	<0.0052	U		<0.0052	U		<0.0051	U		<0.0051	U		<0.0051	U		<0.045	J	U	<0.006	U		<0.0058	U		<0.0058	U		<0.018	U		0.022		

SEE LAST PAGE OF TABLE FOR NOTES

TABLE 5
CUMULATIVE SUMMARY OF SOIL VAPOR ANALYTICAL DETECTIONS AND SCREENING RESULTS: VILLAGE - VOCS

Location	Depth	Sample ID	Sample Date	1,1-Dichloroethane			1,2-Dichloroethane			1,1-Dichloroethene			cis-1,2-Dichloroethene			trans-1,2-Dichloroethene			Dichloromethane (Methylene chloride)			1,2-Dichloropropane			cis-1,3-Dichloropropene			trans-1,3-Dichloropropene			1,4-Dioxane			Ethanol		
				690			0.099			240			1100000			85			5.6			0.062			0.9			0.9			0.22					
				Result (mg/m^3)	Lab Quals	URS Quals	Result (mg/m^3)	Lab Quals	URS Quals	Result (mg/m^3)	Lab Quals	URS Quals	Result (mg/m^3)	Lab Quals	URS Quals	Result (mg/m^3)	Lab Quals	URS Quals	Result (mg/m^3)	Lab Quals	URS Quals	Result (mg/m^3)	Lab Quals	URS Quals	Result (mg/m^3)	Lab Quals	URS Quals	Result (mg/m^3)	Lab Quals	URS Quals	Result (mg/m^3)	Lab Quals	URS Quals	Result (mg/m^3)	Lab Quals	URS Quals
VMP-20	5 ft	VMP-20-5-031411	3/14/2011	<0.0049	U		<0.0049	U		<0.0048	U		<0.0048	U		<0.0048	U		<0.0042	J	U	<0.0056	U		<0.0055	U		<0.0055	U		<0.017	U		0.11	J	J
		VMP-20-5-041511	4/15/2011	<0.054	U		<0.054	U		<0.053	U		<0.053	U		<0.053	U		<0.046	U	UJ	<0.061	U		<0.06	U		<0.06	U		<0.19	U		<0.1	U	
		VMP-20-5-072511	7/25/2011	<0.0057	U		<0.0057	U		<0.0056	U		<0.0056	U		<0.0056	U	UJ	<0.0049	U		<0.0065	U		<0.0064	U		<0.0064	J	U	0.0052	J		0.018		
		VMP-20-5-110111	11/1/2011	<0.0032	U		<0.0032	U		<0.0032	U		<0.0032	U		<0.0032	U		<0.0028	J	U	<0.0037	U		<0.0036	U		<0.0036	U		<0.012	U		0.033		
		VMP-20-5-012312	1/23/2012	<0.016	U		<0.016	U		<0.015	U		<0.015	U		<0.015	U		<0.013	U		<0.018	U		<0.018	U		<0.018	U		<0.056	U		0.021	J	
		VMP-20-5-041012	4/10/2012	<0.0035	U		<0.0035	U		<0.0035	U		<0.0035	U		<0.0035	U		<0.03	J	U	0.00084	J		<0.004	U		<0.004	U		0.0038	J		0.05		
		VMP-20-5-071112	7/11/2012	<0.0047	U		<0.0047	U		<0.0046	U		<0.0046	U		<0.0046	U		0.0016	J		<0.0054	U		<0.0053	U		<0.0053	U		<0.017	U		0.0061	J	
		VMP-20-5-073112	7/31/2012	<0.004	U		<0.004	U		<0.0039	U		<0.0039	U		<0.0039	U		<0.034	J	U	<0.0045	U		<0.0044	U		<0.0044	U		<0.014	U		0.037		
		VMP-20-5-100412	10/4/2012	<0.0058	U		<0.0058	U		<0.0057	U		<0.0057	U		<0.0057	U		<0.05	J	U	<0.0067	U		<0.0066	U		<0.0066	U		<0.021	U		<0.011	U	
		VMP-20-5-020713	2/7/2013	<0.005	U		<0.005	U		<0.0049	U		<0.0049	U		<0.0049	U		<0.043	J	U	<0.0057	U		<0.0056	U		<0.0056	U		<0.018	U		0.0064	J	
	10 ft	VMP-20-10-031411	3/14/2011	<0.0049	U		<0.0049	U		<0.0048	U		<0.0048	U		<0.0048	U		<0.0042	U		<0.0056	U		<0.0055	U		<0.0055	U		<0.017	U		0.0034	J	J
		VMP-20-10-041511	4/15/2011	<0.049	U		<0.049	U		<0.048	U		<0.048	U		<0.048	U		0.018	J	J	<0.056	U		<0.055	U		<0.055	U		<0.17	U		0.012	J	
		VMP-20-10-072511	7/25/2011	<0.0052	U		<0.0052	U		<0.0051	U		<0.0051	U		<0.0051	U		<0.0045	J	U	<0.006	U		<0.0058	U		<0.0058	J	UJ	<0.018	U		0.013		
		VMP-20-10-110111	11/1/2011	<0.0035	U		<0.0035	U		<0.0034	U		<0.0034	U		<0.0034	U		0.0037			<0.004	U		<0.0039	U		<0.0039	U		<0.012	U		0.01		
		VMP-20-10-012312	1/23/2012	<0.0036	U		<0.0036	U		<0.0035	U		<0.0035	U		<0.0035	U		<0.0031	J	U	<0.0041	U		<0.0041	U		<0.0041	J	U	<0.013	U		0.016		
		VMP-20-10-041012	4/10/2012	<0.0035	U		<0.0035	U		<0.0034	U		<0.0034	U		<0.0034	U		<0.03	J	U	0.001	J		<0.0039	U		<0.0039	U		<0.012	U		0.071		
		VMP-20-10-071112	7/11/2012	<0.004	U		<0.004	U		<0.0039	U		<0.0039	U		<0.0039	U		0.0014	J		<0.0045	U		<0.0044	U		<0.0044	U		<0.014	U		0.0053	J	
		VMP-20-10-100412	10/4/2012	<0.0054	U		<0.0054	U		<0.0053	U		<0.0053	U		<0.0053	U		<0.047	J	U	<0.0062	U		<0.0061	U		<0.0061	U		<0.019	U		<0.01	U	
		VMP-20-10-012213	1/22/2013	<0.005	U		<0.005	U		<0.0049	U		<0.0049	U		<0.0049	U		<0.043	J	U	<0.0057	U		<0.0056	U		<0.0056	U		<0.018	U		0.004	J	
	25 ft	VMP-20-25-031411	3/14/2011	<0.0048	U		<0.0048	U		<0.0047	U		<0.0047	U		<0.0047	U		<0.0042	U		<0.0055	U		<0.0054	U		<0.0054	U		<0.017	U		0.0045	J	J
		VMP-20-25-041511	4/15/2011	<0.056	U		<0.056	U		<0.055	U		<0.055	U		<0.055	U		<0.048	U	UJ	<0.064	U		<0.063	U		<0.063	U		<0.2	U		<0.1	U	
		VMP-20-25-072611	7/26/2011	<0.37	U		<0.37	U		<0.36	U		<0.36	U		<0.36	U		<0.32	U		<0.42	U		<0.42	U		<0.42	U	UJ	<1.3	U		<0.69	U	
		VMP-20-25-110511	11/5/2011	<0.0034	U		<0.0034	U		<0.0033	U		<0.0033	U		<0.0033	U		0.0017	J		<0.0039	U		<0.0038	U		<0.0038	U		<0.012	U		0.011		
		VMP-20-25-012312	1/23/2012	<0.0038	U		<0.0038	U		<0.0037	U		<0.0037	U		<0.0037	U		<0.0032	J	U	<0.0043	U		<0.0042	U		<0.0042	U		<0.013	U		0.022		
		VMP-20-25-041012	4/10/2012	<0.0035	U		<0.0035	U		<0.0035	U		<0.0035	U		<0.0035	U		<0.03	J	U	<0.004	U		<0.004	U		<0.004	U		<0.013	U		0.047		J
		VMP-20-25-041012-Dup	4/10/2012	<0.0036	U		<0.0036	U		<0.0035	U		<0.0035	U		<0.0035	U		0.0009	J		<0.0041	U		<0.0041	U		<0.0041	U		<0.013	U		0.03		J
		VMP-20-25-071112	7/11/2012	<0.0041	U		<0.0041	U		<0.004	U		<0.004	U		<0.004	U		<0.035	U		<0.0046	U		<0.0046	U		<0.0046	U		<0.014	U		0.017		
		VMP-20-25-100412	10/4/2012	<0.006	U		<0.006	U		<0.0059	U		<0.0059	U		<0.0059	U		<0.051	J	U	<0.0068	U		<0.0067	U		<0.0067	U		<0.021	U		0.011	J	
		VMP-20-25-012213	1/22/2013	<0.005	U		<0.005	U		<0.0049	U		<0.0049	U		<0.0049	U		<0.043	J	U	<0.0057	U		<0.0056	U		<0.0056	U		<0.018	U		<0.0093	U	
	39.5 ft	VMP-20-39.5-100412	10/4/2012	<1.5	U		<1.5	U		<1.4	U		<1.4	U		<1.4	U		1	J		<1.7	U		<1.6	U		<1.6	U		<5.2	U		<2.7	U	
		VMP-20-39.5-012313	1/23/2013	<0.84	U		<0.84	U		<0.82	U		<0.82	U		<0.82	U		0.13	J		<0.95	U		<0.94	U		<0.94	U		<3	U		<1.6	U	
VMP-21	5 ft	VMP-21-5-020911	2/9/2011	<1.9	U		<1.9	U		<1.8	U		<1.8	U		<1.8	U		<1.6	U		<2.2	U		<2.1	U		<2.1	U		<6.7	U		<3.5	U	
		VMP-21-5-020911-DUP	2/9/2011	<3.2	U		<3.2	U		<3.2	U		<3.2	U		<3.2	U		<2.8	U		<3.7	U		<3.6	U		<3.6	U		<11	U		<6	U	
		VMP-21-5-041311	4/13/2011	<0.0053	U		<0.0053	U		<0.0052	U		<0.0052	U		<0.0052	U		0.00076	J		<0.0061	U		<0.006	U		<0.006	U		<0.019	U		<0.0099	J	U
		VMP-21-5-072511	7/25/2011	<0.0056	U		<0.0056	U		<0.0055	U		<0.0055	U		<0.0055	U		<0.0048	J	U	<0.0064	U		<0.0063	J	UJ	0.0076	J		0.017		
		VMP-21-5-110111	11/1/2011	<0.0046	U		<0.0046	U		<0.0045	U		<0.0045	U		<0.0045	U		<0.004	J	U	<0.0053	U		<0.0052	U		<0.0052	U		<0.016	U		0.019		
		VMP-21-5-012312	1/23/2012	0.0034	J		<0.0039	U		<0.0038	U		<0.0038	U		<0.0038	U		<0.0034	J	U	<0.0045	U		<0.0044	U		<0.0044	J	U	<0.014	U		0.017		
		VMP-21-5-012312-DUP	1/23/2012	0.00082	J		<0.0036	U		<0.0035	U		<0.0035	U		<0.0035	U		<0.0031	J	U	<0.0041	U		<0.0041	U		<0.0041	U		<0.013	U		0.0088		
		VMP-21-5-042412	4/24/2012	<0.0074	U		<0.0074	U		<0.0072	U		<0.0072	U		<0.0072	U		<0.064	J	U	<0.0084	U		<0.0083	U		<0.0083	U		<0.026	U		0.04		
		VMP-21-5-071012	7/10/2012	<0.0043	U		<0.0043	U		<0.0042	U		<0.0042	U		<0.0042	U		<0.037	U		<0.0049	U		<0.0048	U		<0.0048	U		<0.015	U		0.15		
		VMP-21-5-100412	10/4/2012	<0.0063	U		<0.0063	U		<0.0062	U		<0.0062	U		<0.0062	U		<0.054	J	U	<0.0072	U		<0.007	U		<0.007	U		<0.022	U		0.018		
		VMP-21-5-020613	2/6/2013	<0.0057	U		<0.0057	U		<0.0056	U		<0.0056	U		<0.0056	U		<0.049	U		<0.0065	U		<0.0064	U		<0.0064	U		<0.02	U		0.0062	J	
	10 ft	VMP-21-10-021011	2/10/2011	<1.7	U		<1.7	U		<1.7	U		<1.7	U		<1.7	U		<1.4	U		<1.9	U		<1.9	U		<1.9	U		<6	U		<3.2	U	
		VMP-21-10-041311	4/13/2011	<0.21	U		<0.21	U		<0.21	U		<0.21	U		<0.21	U		0.072	J		<0.24	U		<0.24	U		<0.24	U		<0.76	U		<0.4	U	
		VMP-21-10-072511	7/25/2011	<0.012	U		<0.012	U		<0.012	U		<0.012	U		<0.012	U		0.0093	J		<0.014	U		<0.013	U		<0.013	J	UJ	<0.042	U		0.085		
		VMP-21-10-110111	11/1/2011	<0.0035	U		<0.0035	U		<0.0034	U		<0.0034	U		<0.0034	U		0.0038			<0.004	U		<0.0039	U		<0.0039	U		<0.012	U		0.025		
		VMP-21-10-012312	1/23/2012	<0.0039	U		<0.0039	U		<0.0038	U		<0.0038	U		<0.0038	U		0.0047			<0.0045	U		<0.0044	U		<0.0044	J	U	<0.014	U		0.015		
		VMP-21-10-040912	4/9/2012	<0.0035	U		<0.0035	U		<0.0035	U		<0.0035	U		<0.0035	U		0.017	J		0.0012	J		<0.004	U		<0.004	U		<0.013	U		0.031		
		VMP-21-10-071012	7/10/2012	<0.0041	U		<0.0041	U		<0.004	U		<0.004	U		<0.004	U		0.0014	J		<0.0046	U		<0.0046	U		<0.0046	U		<0.014	U		0.0075		
		VMP-21-10-100412	10/4/2012	<0.0057	U		<0.0057	U		<0.0056	U		<0.0056	U		<0.0056	U		<0.049	J	U	<0.0065	U		<0.0064	U		<0.0064	U		<0.02	U		0.025		
		VMP-21-10-020513	2/5/2013	<0.0054	U		<0.0054	U		<0.0053	U		<0.0053	U		<0.0053	U		<0.047	J	U	<0.0062	U		<0.0061	U		<0.0061	U		<0.019	U		0.0033	J	
		VMP-21-10-020513-DUP	2/5/2013	<0.0051	U		<0.0051	U		<0.005	U		<0.005	U		<0.005	U		<0.044	J	U	<0.0058	U		<0.0057	U		<0.0057	U		<0.018	U		0.002	J	
	25 ft	VMP-21-25-021011	2/10/2011	<4.7	U		<4.7	U		<4.6	U		<4.6	U		<4.6	U		<4	U		<5.4	U		<5.3	U		<5.3	U		<17	U		<8.8	U	
		VMP-21-25-041411	4/14/2011	<16	U		<16	U		<16	U		<16	U		<16	U		<14	U	UJ	<19	U		<18	U		<18	U		<59	U		<31	U	
		VMP-21-25-041411-DUP	4/14/2011	<16	U		<16	U		<16	U		<16	U		<16	U		<14	U	UJ	<19	U		<18	U		<18	U		<59	U		<31	U	
		VMP-21-25-072611	7/26/2011	<5.3	U		<5.3	U		<5.2	U		<5.2	U		<5.2	U		<4.6	U		<6.1	U		<6	U		<6	U	UJ	<19	U		<9.9	U	
		VMP-21-25-110511	11/5/2011	<3.4	U		<3.4	U		<3.3	U		<3.3	U		<3.3	U		2.4	J		<3.9	U		<3.8	U		<3.8	U		<12	U		2.9	J	
		VMP-21-25-012412	1/24/2012	<0.047	U		<0.047	U		<0.046	U		<0.046	U		<0.046	U		<0.04	U		<0.054	U		<0.053	U		<0.053	U		<0.17	U		<0.087	J	U
		VMP-21-25-040912	4/9/2012	<0.0037	U		<0.0037	U		<0.0036	U		<0.0036	U		<0.0036	U		<0.032	U		<0.0042	U		<0.0042	U		<0.0042	U		<0.013	U		0.018		
		VMP-21-25-071112	7/11/2012	<0.0037	U		<0.0037	U		<0.0036	U		<0.0036	U		<0.0036	U		0.0029	J		<0.0042	U		<0.0042	U		<0.0042	U		<0.013	U		0.016		
		VMP-21-25-100412	10/4/2012	<0.0058	U		<0.0058	U		<0.0057	U		<0.0057	U		<0.0057	U		<0.05	U		<0.0067	U		<0.0066	U		<0.0066	U		<0.021	U		0.018		
		VMP-21-25-020513	2/5/2013	<0.0052	U		<0.0052	U		<0.0051	U		<0.0051	U		<0.0051	U		<0.045	J	U	<0.006	U		<0.0058	U		<0.0058	U		<0.018	U		0.0044	J	
		VMP-21-25-020513-DUP	2/5/2013	<0.0054	U		<0.0054	U		<0.0053	U		<0.0053	U		<0.0053	U		<0.047	J	U	<0.0062	U		<0.0061	U		<0.0061	U		<0.019	U		0.0037	J	
	33 ft	VMP-21-33-021011	2/10/2011	<4.7	U		<4.7	U		<4.6	U		<4.6	U		<4.6	U		<4	U		<5.4	U		<5.3	U		<5.3	U		<17	U		<8.8	U	
		VMP-21-33-041411	4/14/2011	<16	U		<16	U		<16	U		<16	U		<16	U		<14	U	UJ	<18	U		<18	U		<18	U		<57	U		3.8	J	
		VMP-21-33-110511	11/5/2011	<0.77	U		<0.77	U		<0.76	U		<0.76	U		<0.76	U		0.54	J		<0.88	U		<0.87	U		<0.87	U		<2.8	U		0.5	J	
		VMP-21-33-012412	1/24/2012	<0.11	U		<0.11	U		<0.11	U		<0.11	U		<0.11	U		<0.095	U		<0.13	U		<0.12	U		<0.12	U		<0.39	U		<0.21	U	
		VMP-21-33-042412	4/24/2012	<0.0038	U		<0.0038	U		<0.0037	U		<0.0037	U		<0.0037	U		<0.032	J	U	<0.0043	U		<0.0042	U		<0.0042	U		<0.013	U		0.013		
		VMP-21-33-071112	7/11/2012	<0.004	U		<0.004	U		<0.0039	U		<0.0039	U		<0.0039	U		0.0013	J		<0.0045	U		<0.0044	U		<0.0044	U		<0.014	U		0.0067	J	
		VMP-21-33-100412	10/4/2012	<0.0057	U		<0.0057	U		<0.0056	U		<0.0056	U		<0.0056	U		<0.049	J	U	<0.0065	U		<0.0064	U		<0.0064	U		<0.02	U		0.021		
		VMP-21-33-020513	2/5/2013	<0.0053	U		<0.0053	U		<0.0052	U		<0.0052	U		<0.0052	U		<0.046	J	U	<0.0061	U		<0.006	U		<0.006	U		<0.019	U		<0.0099	U	

SEE LAST PAGE OF TABLE FOR NOTES

TABLE 5
CUMULATIVE SUMMARY OF SOIL VAPOR ANALYTICAL DETECTIONS AND SCREENING RESULTS: VILLAGE - VOCS

Location	Depth	Sample ID	Sample Date	1,1-Dichloroethane			1,2-Dichloroethane			1,1-Dichloroethene			cis-1,2-Dichloroethene			trans-1,2-Dichloroethene			Dichloromethane (Methylene chloride)			1,2-Dichloropropane			cis-1,3-Dichloropropene			trans-1,3-Dichloropropene			1,4-Dioxane			Ethanol		
				690			0.099			240			1100000			85			5.6			0.062			0.9			0.9			0.22					
				Result (mg/m^3)	Lab Quals	URS Quals	Result (mg/m^3)	Lab Quals	URS Quals	Result (mg/m^3)	Lab Quals	URS Quals	Result (mg/m^3)	Lab Quals	URS Quals	Result (mg/m^3)	Lab Quals	URS Quals	Result (mg/m^3)	Lab Quals	URS Quals	Result (mg/m^3)	Lab Quals	URS Quals	Result (mg/m^3)	Lab Quals	URS Quals	Result (mg/m^3)	Lab Quals	URS Quals	Result (mg/m^3)	Lab Quals	URS Quals	Result (mg/m^3)	Lab Quals	URS Quals
VMP-22	5 ft	VMP-22-5-021111	2/11/2011	<0.1	U		<0.1	U		<0.1	U		<0.1	U		<0.1	U		<0.089	U		<0.12	U		<0.12	U		<0.12	U		<0.37	U		<0.19	U	
		VMP-22-5-041811	4/18/2011	<0.051	U		<0.051	U		<0.05	U		<0.05	U		<0.05	U		<0.044	U	UJ	<0.058	U		<0.057	U		<0.057	U		<0.18	U		<0.095	U	
		VMP-22-5-072611	7/26/2011	<0.006	U		<0.006	J	U	<0.0059	U		<0.0059	U		<0.0059	U		0.0022	J		<0.0068	U		<0.0067	U		<0.0067	J	UJ	<0.021	U		0.029		
		VMP-22-5-110111	11/1/2011	<0.0034	U		<0.0034	U		<0.0033	U		<0.0033	U		<0.0033	U		<0.0029	J	U	<0.0039	U		<0.0038	U		<0.0038	U		0.07			0.023		
		VMP-22-5-012412	1/24/2012	<0.0036	U		<0.0036	U		<0.0035	U		<0.0035	U		<0.0035	U		<0.0031	J	U	<0.0041	U		<0.004	U		<0.004	J	U	<0.013	U		0.0094		J
		VMP-22-5-040912	4/9/2012	<0.004	U		<0.004	U		<0.0039	U		<0.0039	U		<0.0039	U		0.012	J		<0.0045	U		<0.0044	U		<0.0044	U		<0.014	U		<0.0074	U	
		VMP-22-5-070912	7/9/2012	<0.0044	U		<0.0044	U		<0.0043	U		<0.0043	U		<0.0043	U		<0.038	U		<0.005	U		<0.0049	U		<0.0049	U		<0.016	U		0.0053	J	
		VMP-22-5-100312	10/3/2012	<0.0051	U		<0.0051	U		<0.005	U		<0.005	U		<0.005	U		<0.044	U		<0.0058	U		<0.0057	U		<0.0057	U		<0.018	U		0.016		J
		VMP-22-5-100312-Dup	10/3/2012	<0.0046	U		<0.0046	U		<0.0045	U		<0.0045	U		<0.0045	U		<0.04	J	U	<0.0053	U		<0.0052	U		<0.0052	U		<0.016	U		0.056		J
		VMP-22-5-012413	1/24/2013	<0.0052	U		<0.0052	U		<0.0051	U		<0.0051	U		<0.0051	U		<0.045	J	U	<0.006	U		<0.0058	U		<0.0058	U		<0.018	U		0.0021	J	
	10 ft	VMP-22-10-021111	2/11/2011	<0.049	U		<0.049	U		<0.048	U		<0.048	U		<0.048	U		<0.042	U		<0.056	U		<0.055	U		<0.055	U		<0.18	U		<0.092	U	
		VMP-22-10-041811	4/18/2011	<0.053	U		<0.053	U		<0.052	U		<0.052	U		<0.052	U		<0.045	U	UJ	<0.06	U		<0.059	U		<0.059	U		<0.19	U		<0.098	U	
		VMP-22-10-072611	7/26/2011	<0.0061	U		<0.0061	U		<0.006	U		<0.006	U		<0.006	U		<0.0053	J	U	<0.007	U		<0.0069	U		<0.0069	J	UJ	<0.022	U		0.056		
		VMP-22-10-072611-DUP	7/26/2011	<0.0072	U		<0.0072	U		<0.007	U		<0.007	U		<0.007	U		<0.0062	J	U	<0.0082	U		<0.0081	U		<0.0081	J	UJ	<0.026	U		0.039		
		VMP-22-10-110211	11/2/2011	<0.0035	U		<0.0035	U		<0.0034	U		<0.0034	U		<0.0034	U		<0.003	J	U	<0.004	U		<0.0039	U		<0.0039	U		<0.012	U		0.01		
		VMP-22-10-012412	1/24/2012	<0.0039	U		<0.0039	U		<0.0038	U		<0.0038	U		<0.0038	U		<0.0034	J	U	<0.0045	U		<0.0044	U		<0.0044	J	U	<0.014	U		0.023		
		VMP-22-10-040912	4/9/2012	<0.0039	U		<0.0039	U		<0.0038	U		<0.0038	U		<0.0038	U		0.011	J		<0.0044	U		<0.0044	U		<0.0044	U		<0.014	U		<0.0073	U	
		VMP-22-10-070912	7/9/2012	<0.0044	U		<0.0044	U		<0.0043	U		<0.0043	U		<0.0043	U		<0.038	U		<0.005	U		<0.0049	U		<0.0049	U		<0.016	U		0.0062	J	
		VMP-22-10-070912-Dup	7/9/2012	<0.0043	U		<0.0043	U		<0.0042	U		<0.0042	U		<0.0042	U		<0.037	U		<0.0049	U		<0.0048	U		<0.0048	U		<0.015	U		0.0072	J	
		VMP-22-10-100312	10/3/2012	<0.0049	U		<0.0049	U		<0.0048	U		<0.0048	U		<0.0048	U		<0.042	J	U	<0.0056	U		<0.0055	U		<0.0055	U		<0.017	U		0.042		
		VMP-22-10-012413	1/24/2013	<0.0056	U		<0.0056	U		<0.0055	U		<0.0055	U		<0.0055	U		<0.048	J	U	<0.0064	U		<0.0063	U		<0.0063	U		<0.02	U		0.0022	J	
	18 ft	VMP-22-18-021111	2/11/2011	<0.86	U		<0.86	U		<0.84	U		<0.84	U		<0.84	U		<0.74	U		<0.98	U		<0.96	U		<0.96	U		<3.1	U		<1.6	U	
		VMP-22-18-041811	4/18/2011	<3.6	U		<3.6	U		<3.6	U		<3.6	U		<3.6	U		<3.1	U	UJ	<4.2	U		<4.1	U		<4.1	U		<13	U		<6.8	U	
		VMP-22-18-072611	7/26/2011	<1.9	U		<1.9	U		<1.8	U		<1.8	U		<1.8	U		<1.6	U		<2.1	U		<2.1	U		<2.1	U	UJ	<6.6	U		<3.5	U	
		VMP-22-18-110511	11/5/2011	<0.0037	U		<0.0037	U		<0.0036	U		<0.0036	U		<0.0036	U		0.0018	J		<0.0042	U		<0.0042	U		<0.0042	U		0.0014	J		0.012		
		VMP-22-18-012412	1/24/2012	<0.034	U		<0.034	U		<0.033	U		<0.033	U		<0.033	U		<0.029	U		<0.039	U		<0.038	U		<0.038	U		<0.12	U		<0.063	U	
		VMP-22-18-040912	4/9/2012	<0.0041	U		<0.0041	U		<0.004	U		<0.004	U		<0.004	U		<0.035	U		<0.0046	U		<0.0046	U		<0.0046	U		<0.014	U		<0.0076	U	
		VMP-22-18-070912	7/9/2012	<0.0043	U		<0.0043	U		<0.0042	U		<0.0042	U		<0.0042	U		<0.037	U		<0.0049	U		<0.0048	U		<0.0048	U		<0.015	U		0.0036	J	
		VMP-22-18-100412	10/4/2012	<0.0058	U		<0.0058	U		<0.0057	U		<0.0057	U		<0.0057	U		<0.05	J	U	<0.0067	U		<0.0066	U		<0.0066	U		<0.021	U		0.0087	J	
		VMP-22-18-012413	1/24/2013	<0.0056	U		<0.0056	U		<0.0055	U		<0.0055	U		<0.0055	U		<0.048	J	U	<0.0064	U		<0.0063	U		<0.0063	U		<0.02	U		0.0024	J	
	38 ft	VMP-22-38-041811	4/18/2011	<11	U		<11	U		<11	U		<11	U		<11	U		<9.6	U	UJ	<13	U		<12	U		<12	U		<40	U		<21	U	
		VMP-22-38-012512	1/25/2012	<0.034	U		<0.034	U		<0.033	U		<0.033	U		<0.033	U		<0.029	U		<0.039	U		<0.038	U		<0.038	U		<0.12	U		<0.063	U	
		VMP-22-38-040912	4/9/2012	<0.0039	U		<0.0039	U		<0.0039	U		<0.0039	U		<0.0039	U		<0.034	U		<0.0045	U		<0.0044	U		<0.0044	U		<0.014	U		<0.0073	U	
		VMP-22-38-070912	7/9/2012	<0.0042	U		<0.0042	U		<0.0041	U		<0.0041	U		<0.0041	U		0.0012	J		<0.0048	U		<0.0047	U		<0.0047	U		<0.015	U		0.006	J	
		VMP-22-38-100412	10/4/2012	<0.0061	U		<0.0061	U		<0.006	U		<0.006	U		<0.006	U		0.0036	J		<0.007	U		<0.0069	U		0.0026	J		<0.022	U		<0.011	U	
		VMP-22-38-012413	1/24/2013	<0.0054	U		<0.0054	U		<0.0053	U		<0.0053	U		<0.0053	U		<0.047	U		<0.0062	U		<0.0061	U		<0.0061	U		<0.019	U		0.0029	J	
VMP-23	5 ft	VMP-23-5-021511	2/15/2011	<0.0053	U		<0.0053	U		<0.0052	U		<0.0052	U		<0.0052	U		<0.0046	U		<0.0061	U		<0.006	U		<0.006	U		<0.019	U		0.014		
		VMP-23-5-042111	4/21/2011	<0.046	U		<0.046	U		<0.045	U		<0.045	U		<0.045	U		<0.04	U		<0.053	U		<0.052	U		<0.052	U		<0.16	U		<0.086	U	
		VMP-23-5-072711	7/27/2011	<0.0053	U		<0.0053	U		<0.0052	U		<0.0052	U		<0.0052	U		0.0063			<0.0061	U		<0.006	U		<0.006	U		0.0088	J		0.058		
		VMP-23-5-110211	11/2/2011	<0.0038	U		<0.0038	U		<0.0037	U		<0.0037	U		<0.0037	U		<0.0032	J	U	<0.0043	U		<0.0042	U		<0.0042	U		<0.013	U		0.025		
		VMP-23-5-012512	1/25/2012	<0.0032	U		<0.0032	U		<0.0031	U		<0.0031	U		<0.0031	U		0.0015	J		<0.0036	U		<0.0036	U		<0.0036	U		<0.011	U		0.013		
		VMP-23-5-040912	4/9/2012	<0.0039	U		<0.0039	U		<0.0038	U		<0.0038	U		<0.0038	U		0.0096	J		<0.0044	U		<0.0043	U		<0.0043	U		<0.014	U		0.01		
		VMP-23-5-070912	7/9/2012	<0.0035	U		<0.0035	U		<0.0034	U		<0.0034	U		<0.0034	U		0.0048	J		<0.004	U		<0.0039	U		<0.0039	U		<0.012	U		<0.0064	U	
		VMP-23-5-100312	10/3/2012	<0.0058	U		<0.0058	U		<0.0057	U		<0.0057	U		<0.0057	U		0.0029	J		<0.0067	U		<0.0066	U		0.013			<0.021	U		0.0065	J	
		VMP-23-5-012413	1/24/2013	<0.005	U		<0.005	U		<0.0049	U		<0.0049	U		<0.0049	U		<0.043	J	U	<0.0057	U		<0.0056	U		<0.0056	U		<0.018	U		0.0016	J	
	10 ft	VMP-23-10-021511	2/15/2011	<0.0055	U		<0.0055	U		<0.0054	U		<0.0054	U		<0.0054	U		<0.0047	U		<0.0063	U		<0.0062	U		<0.0062	U		<0.018	U		0.0028	J		<0.01	U	
		VMP-23-10-042111	4/21/2011	<0.056	U		<0.056	U		<0.055	U		<0.055	U		<0.055	U		<0.048	U		<0.064	U		<0.063	U		<0.063	U		<0.2	U		<0.1	U		<0.1	U	
		VMP-23-10-072711	7/27/2011	<0.0051	U		<0.0051	U		<0.005	U		<0.005	U		<0.005	U		<0.0044	U		<0.0058	U		<0.0057	U		<0.0057	U		<0.018	U		<0.0095	U			
		VMP-23-10-110211	11/2/2011	<0.0037	U		<0.0037	U		<0.0036	U		<0.0036	U		<0.0036	U		<0.0032	U		<0.0042	U		<0.0042	U		<0.0042	U		<0.013	U		0.03				
		VMP-23-10-012512	1/25/2012	<0.0031	U		<0.0031	U		<0.0031	U		<0.0031	U		<0.0031	U		0.0037			<0.0036	U		<0.0035	U		<0.0035	U		<0.011	U		0.016				
		VMP-23-10-040912	4/9/2012	<0.0039	U		<0.0039	U		<0.0039	U		<0.0039	U		<0.0039	U		0.013	J		<0.0045	U		<0.0044	U		<0.0044	U		<0.014	U		0.018				
		VMP-23-10-040912-Dup	4/9/2012	<0.004	U		0.0028	J		0.002	J		<0.0039	U		<0.0039	U		0.027	J		<0.0045	U		<0.0044	U		<0.0044	U		<0.014	U		0.013				
		VMP-23-10-070912	7/9/2012	<0.0031	U		<0.0031	U		<0.0031	U		<0.0031	U		<0.0031	U		0.0071	J		<0.0036	U		<0.0035	U		<0.0035	U		<0.011	U		0.0068				
		VMP-23-10-100312	10/3/2012	<0.0063	U		<0.0063	U		<0.0062	U		<0.0062	U		<0.0062	U		0.0038	J		<0.0072	U		<0.007	U		<0.007	U		<0.022	U		<0.012	U			
		VMP-23-10-012413	1/24/2013	<0.005	U		<0.005	U		<0.0049	U		<0.0049	U		<0.0049	U		<0.043	J	U	<0.0057	U		<0.0056	U		<0.0056	U		<0.018	U		0.0029	J			
	25 ft	VMP-23-25-021511	2/15/2011	<0.0051	U		<0.0051	U		<0.005	U		<0.005	U		<0.005	U		<0.0044	U		<0.0058	U		<0.0057	U		<0.0057	U		<0.018	U		<0.0095	U			
		VMP-23-25-042111	4/21/2011	<0.052	U		<0.052	U		<0.051	U		<0.051	U		<0.051	U		<0.045	U		<0.06	U		<0.058	U		<0.058	U		<0.18	U		<0.097	U			
		VMP-23-25-072711	7/27/2011	<0.0058	U		<0.0058	U		<0.0057	U		<0.0057	U		<0.0057	U		<0.005	U		<0.0067	U		<0.0066	U		<0.0066	U		0.0057	J		0.036				
		VMP-23-25-110511	11/5/2011	<0.0037	U		<0.0037	U		<0.0036	U		<0.0036	U		<0.0036	U		0.0052			<0.0042	U		<0.0042	U		<0.0042	U		<0.013	U		0.016				
		VMP-23-25-012512	1/25/2012	<0.0033	U		<0.0033	U		<0.0032	U		<0.0032	U		<0.0032	U		0.0015	J		<0.0038	U		<0.0037	U		<0.0037	U		<0.012	U		0.01				
		VMP-23-25-040912	4/9/2012	<0.0039	U		<0.0039	U		<0.0038	U		<0.0038	U		<0.0038	U		0.018	J		<0.0044	U		<0.0043	U		<0.0043	U		<0.014	U		0.18				
		VMP-23-25-071012	7/10/2012	<0.0049	U		<0.0049	U		<0.0048	U		<0.0048	U		<0.0048	U		0.0017	J		<0.0056	U		<0.0055	U		<0.0055	U		<0.018	U		<0.0092	U			
		VMP-23-25-100312	10/3/2012	<0.0061	U		<0.0061	U		<0.006	U		<0.006	U		<0.006	U		0.0039	J		<0.007	U		<0.0069	U		<0.0069	U		<0.022	U		0.006	J			
		VMP-23-25-012413	1/24/2013	<0.0051	U		<0.0051	U		<0.005	U		<0.005	U		<0.005	U		<0.044	J	U	<0.0058	U		<0.0057	U		<0.0057	U		<0.018	U		0.0033	J			
	40 ft	VMP-23-40-071012	7/10/2012	<0.0042	U		<0.0042	U		<0.0041	U		<0.0041	U		<0.0041	U		0.0014	J		<0.0048	U		<0.0047	U		<0.0047	U		<0.015	U		<0.0078	U			
		VMP-23-40-100312	10/3/2012	<0.0057	U		<0.0057	U		<0.0056	U		<0.0056	U		<0.0056	U		0.0035	J		<0.0065	U		<0.0064	U		<0.0064	U		<0.02	U		0.011				
		VMP-23-40-012413	1/24/2013	<0.0052	U		<0.0052	U		<0.0051	U		<0.0051	U		<0.0051	U		<0.045	U		<0.006	U		<0.0058	U		<0.0058	U		<0.018	U		0.0013	J			

SEE LAST PAGE OF TABLE FOR NOTES

TABLE 5
CUMULATIVE SUMMARY OF SOIL VAPOR ANALYTICAL DETECTIONS AND SCREENING RESULTS: VILLAGE - VOCS

Location	Depth	Sample ID	Sample Date	1,1-Dichloroethane			1,2-Dichloroethane			1,1-Dichloroethene			cis-1,2-Dichloroethene			trans-1,2-Dichloroethene			Dichloromethane (Methylene chloride)			1,2-Dichloropropane			cis-1,3-Dichloropropene			trans-1,3-Dichloropropene			1,4-Dioxane			Ethanol		
				690			0.099			240			1100000			85			5.6			0.062			0.9			0.9			0.22					
				Result (mg/m^3)	Lab Quals	URS Quals	Result (mg/m^3)	Lab Quals	URS Quals	Result (mg/m^3)	Lab Quals	URS Quals	Result (mg/m^3)	Lab Quals	URS Quals	Result (mg/m^3)	Lab Quals	URS Quals	Result (mg/m^3)	Lab Quals	URS Quals	Result (mg/m^3)	Lab Quals	URS Quals	Result (mg/m^3)	Lab Quals	URS Quals	Result (mg/m^3)	Lab Quals	URS Quals	Result (mg/m^3)	Lab Quals	URS Quals	Result (mg/m^3)	Lab Quals	URS Quals
VMP-24	5 ft	VMP-24-5-021611	2/16/2011	<0.0057	U		<0.0057	U		<0.0056	U		<0.0056	U		<0.0056	U		0.0018	J		<0.0065	U		<0.0064	U		<0.0064	U		<0.02	U		0.0093	J	J
		VMP-24-5-040811	4/8/2011	<0.061	U		<0.061	U		<0.06	U		<0.06	U		<0.06	U		0.011	J		<0.07	U		<0.068	U		<0.068	U		<0.22	U		<0.11	U	
		VMP-24-5-072811	7/28/2011	<0.0057	U		<0.0057	U		<0.0056	U		<0.0056	U		<0.0056	U		<0.0049	U		<0.0065	U		<0.0064	U		<0.0064	U		<0.02	U		0.04		
		VMP-24-5-110211	11/2/2011	<0.0038	U		<0.0038	U		<0.0037	U		<0.0037	U		<0.0037	U		<0.0032	J	U	<0.0043	U		<0.0042	U		<0.0042	U		<0.013	U		0.016		
		VMP-24-5-110211-DUP	11/2/2011	<0.0053	U		<0.0053	U		<0.0052	U		<0.0052	U		<0.0052	U		0.0034	J		<0.006	U		<0.0059	U		<0.0059	U		<0.019	U		0.017		
		VMP-24-5-012512	1/25/2012	<0.0032	U		<0.0032	U		<0.0032	U		<0.0032	U		<0.0032	U		0.0011	J		<0.0037	U		<0.0036	U		<0.0036	U		<0.012	U		0.007		
		VMP-24-5-040912	4/9/2012	<0.0039	U		<0.0039	U		<0.0038	U		<0.0038	U		<0.0038	U		<0.033	U		<0.0044	U		<0.0043	U		<0.0043	U		<0.014	U		0.087		
		VMP-24-5-071212	7/12/2012	<0.0037	U		<0.0037	U		<0.0036	U		<0.0036	U		<0.0036	U		0.0018	J		<0.0042	U		<0.0042	U		<0.0042	U		<0.013	U		<0.0069	U	
		VMP-24-5-101912	10/19/2012	<0.0057	U		<0.0057	U		<0.0056	U		<0.0056	U		<0.0056	U		<0.049	U		<0.0065	U		<0.0064	U		<0.0064	U		<0.02	U		0.01	J	
		VMP-24-5-012313	1/23/2013	<0.0051	U		<0.0051	U		<0.005	U		<0.005	U		<0.005	U		<0.044	U		<0.0058	U		<0.0057	U		<0.0057	U		<0.018	U		0.0048	J	
	10 ft	VMP-24-10-021711	2/17/2011	<0.0054	U		<0.0054	U		<0.0053	U		<0.0053	U		<0.0053	U		<0.0047	U		<0.0062	U		<0.0061	U		<0.0061	U		<0.019	U		0.024	J	J
		VMP-24-10-041111	4/11/2011	<0.01	U		<0.01	U		<0.01	U		<0.01	U		<0.01	U		0.0022	J		<0.012	U		<0.011	U		<0.011	U		<0.036	U		0.0097	J	
		VMP-24-10-072811	7/28/2011	<0.0056	U		<0.0056	U		<0.0055	U		<0.0055	U		<0.0055	U		0.0062			<0.0064	U		<0.0063	U		0.002	J		<0.02	U		0.059		
		VMP-24-10-110211	11/2/2011	<0.0033	U		<0.0033	U		<0.0032	U		<0.0032	U		<0.0032	U		<0.0028	J	U	<0.0038	U		<0.0037	U		<0.0037	U		<0.012	U		0.0081		
		VMP-24-10-012512	1/25/2012	<0.0031	U		<0.0031	U		<0.0031	U		<0.0031	U		<0.0031	U		0.006			<0.0036	U		<0.0035	U		<0.0035	U		<0.011	U		0.0088		
		VMP-24-10-041012	4/10/2012	<0.0037	U		<0.0037	U		<0.0036	U		<0.0036	U		<0.0036	U		<0.032	U		<0.0042	U		<0.0042	U		<0.0042	U		<0.013	U		0.027		
		VMP-24-10-071212	7/12/2012	<0.0043	U		<0.0043	U		<0.0042	U		<0.0042	U		<0.0042	U		<0.037	U		<0.0049	U		<0.0048	U		<0.0048	U		<0.015	U		0.042		
		VMP-24-10-100912	10/9/2012	<0.0053	U		<0.0053	U		<0.0052	U		<0.0052	U		<0.0052	U		0.0028	J		<0.0061	U		<0.006	U		<0.006	U		<0.019	U		0.036		
		VMP-24-10-012313	1/23/2013	<0.0056	U		<0.0056	U		<0.0055	U		<0.0055	U		<0.0055	U		<0.048	J	U	<0.0064	U		<0.0063	U		<0.0063	U		<0.02	U		0.0076	J	
	22 ft	VMP-24-22-021711	2/17/2011	<0.0054	U		<0.0054	U		<0.0053	U		<0.0053	U		<0.0053	U		<0.0047	U		<0.0062	U		<0.0061	U		<0.0061	U		<0.019	U		0.024	J	J
		VMP-24-22-041111	4/11/2011	<0.0051	U		<0.0051	U		<0.005	U		<0.005	U		<0.005	U		0.0023	J		<0.0058	U		<0.0057	U		<0.0057	U		<0.018	U		<0.0095	J	U
		VMP-24-22-072811	7/28/2011	<0.0051	U		<0.0051	U		<0.005	U		<0.005	U		<0.005	U		<0.0044	U		<0.0058	U		<0.0057	U		<0.0057	U		<0.018	U		0.034		
		VMP-24-22-072811-Dup	7/28/2011	<0.0058	U		<0.0058	U		<0.0057	U		<0.0057	U		<0.0057	U		<0.005	U		<0.0067	U		<0.0066	U		<0.0066	U		<0.021	U		0.028		
		VMP-24-22-110611	11/6/2011	<0.0035	U		<0.0035	U		<0.0035	U		<0.0035	U		<0.0035	U		0.0082			<0.004	U		<0.004	U		<0.004	U		<0.013	U		0.031		
		VMP-24-22-012512	1/25/2012	<0.0033	U		<0.0033	U		<0.0032	U		<0.0032	U		<0.0032	U		0.001	J		<0.0038	U		<0.0037	U		<0.0037	U		<0.012	U		0.023		
		VMP-24-22-041012	4/10/2012	<0.0036	U		<0.0036	U		<0.0035	U		<0.0035	U		<0.0035	U		0.009	J		<0.0041	U		<0.0041	U		<0.0041	U		<0.013	U		0.03		
		VMP-24-22-071212	7/12/2012	<0.0044	U		<0.0044	U		<0.0043	U		<0.0043	U		<0.0043	U		<0.038	U		<0.005	U		<0.0049	U		<0.0049	U		0.015	J		0.033		
		VMP-24-22-100912	10/9/2012	<0.0054	U		<0.0054	U		<0.0053	U		<0.0053	U		<0.0053	U		0.0024	J		<0.0062	U		<0.0061	U		<0.0061	U		<0.019	U		<0.01	U	
		VMP-24-22-012313	1/23/2013	<0.0057	U		<0.0057	U		<0.0056	U		<0.0056	U		<0.0056	U		<0.049	J	U	<0.0065	U		<0.0064	U		<0.0064	U		<0.02	U		0.0039	J	
	34 ft	VMP-24-34-021711	2/17/2011	<0.0054	U		<0.0054	U		<0.0053	U		<0.0053	U		<0.0053	U		<0.0047	U		<0.0062	U		<0.0061	U		<0.0061	U		<0.019	U		0.032	J	J
		VMP-24-34-041111	4/11/2011	<0.0049	U		<0.0049	U		<0.0048	U		<0.0048	U		<0.0048	U		0.004	J		<0.0056	U		<0.0055	U		<0.0055	U		<0.017	U		0.011		
		VMP-24-34-072811	7/28/2011	<0.0043	U		<0.0043	U		<0.0042	U		<0.0042	U		<0.0042	U		0.0018	J		<0.0049	U		<0.0048	U		<0.0048	U		<0.015	U		0.034		
		VMP-24-34-110611	11/6/2011	<0.0028	U		<0.0028	U		<0.0027	U		<0.0027	U		<0.0027	U		0.0023	J		<0.0031	U		<0.0031	U		<0.0031	U		<0.0098	U		0.038		
		VMP-24-34-012512	1/25/2012	<0.0034	U		<0.0034	U		<0.0033	U		<0.0033	U		<0.0033	U		0.0013	J		<0.0039	U		<0.0038	U		<0.0038	U		<0.012	U		0.016		
		VMP-24-34-041012	4/10/2012	<0.0038	U		<0.0038	U		<0.0037	U		<0.0037	U		<0.0037	U		<0.032	U		<0.0043	U		<0.0042	U		<0.0042	U		<0.013	U		0.048		
		VMP-24-34-071212	7/12/2012	<0.0036	U		<0.0036	U		<0.0035	U		<0.0035	U		<0.0035	U		<0.031	U		<0.0041	U		<0.0041	U		<0.0041	U		<0.013	U		0.06		
		VMP-24-34-100912	10/9/2012	<0.0056	U		<0.0056	U		<0.0055	U		<0.0055	U		<0.0055	U		0.0017	J		<0.0064	U		<0.0063	U		<0.0063	U		<0.02	U		0.0059	J	
		VMP-24-34-012313	1/23/2013	<0.0058	U		<0.0058	U		<0.0057	U		<0.0057	U		<0.0057	U		<0.05	J	U	<0.0067	U		<0.0066	U		<0.0066	U		<0.021	U		0.0022	J	
VMP-31	5 ft	VMP-31-5-042512	4/25/2012	<0.0039	U		<0.0039	U		<0.0038	U		<0.0038	U		<0.0038	U		<0.033	J	U	<0.0044	U		<0.0043	U		<0.0043	J	U	<0.014	U		0.083		
		VMP-31-5-072012	7/20/2012	<0.0039	U		<0.0039	U		<0.0038	U		<0.0038	U		<0.0038	U		0.0021	J		<0.0044	U		<0.0043	U		<0.0043	U		<0.014	U		0.033		
		VMP-31-5-102612	10/26/2012	<0.0056	U		<0.0056	U		<0.0055	U		<0.0055	U		<0.0055	U		<0.048	U		<0.0064	U		<0.0063	U		<0.0063	U		<0.02	U		0.04		
		VMP-31-5-021113	2/11/2013	<0.0052	U		<0.0052	U		<0.0051	U		<0.0051	U		<0.0051	U		<0.045	U		<0.006	U		<0.0058	U		<0.0058	U		<0.018	U		0.018		
	10 ft	VMP-31-10-042512	4/25/2012	<0.0052	U		<0.0052	U		<0.005	U		<0.005	U		<0.005	U		<0.044	J	U	<0.0059	U		<0.0058	U		<0.0058	U		<0.018	U		0.083		
		VMP-31-10-072612	7/26/2012	<0.0039	U		<0.0039	U		<0.0038	U		<0.0039	U		<0.0039	U		<0.034	J	U	<0.0045	U		<0.0044	U		<0.0044	U		<0.014	U		0.012		
		VMP-31-10-102612	10/26/2012	<0.006	U		<0.006	U		<0.0059	U		<0.0059	U		<0.0059	U		<0.051	J	U	<0.0068	U		<0.0067	U		<0.0067	U		<0.021	U		0.049		
		VMP-31-10-021313	2/13/2013	<0.0057	U		<0.0057	U		<0.0056	U		<0.0056	U		<0.0056	U		<0.049	J	U	<0.0065	U		<0.0064	U		<0.0064	J	U	<0.02	U		0.0079	J	
	20 ft	VMP-31-20-101912	10/19/2012	<5.6	U		<5.6	U		<5.5	U		<5.5	U		<5.5	U		<4.8	U		<6.4	U		<6.3	U		<6.3	U		<20	U		<10	U	
		VMP-31-20-021113	2/11/2013	<0.08	U		<0.08	U		<0.078	U		<0.078	U		<0.078	U		<0.068	U		<0.091	U		<0.089	U		<0.089	U		0.05	J		0.42		
	30 ft	VMP-31-30-042512	4/25/2012	<2	U		<2	U		<1.9	U		<1.9	U		<1.9	U		<1.7	U		<2.3	U		<2.2	U		<2.2	U		<7.1	U		<3.7	U	
		VMP-31-30-042512-Dup	4/25/2012	<2	U		<2	U		<1.9	U		<1.9	U		<1.9	U		<1.7	U		<2.3	U		<2.2	U		<2.2	U		<7.1	U		<3.7	U	
		VMP-31-30-072012	7/20/2012	<0.39	U		<0.39	U		<0.38	U		<0.38	U		<0.38	U		<3.3	U		<0.44	U		<0.43	U		<0.43	U		<1.4	U		<0.72	U	
		VMP-31-30-101912	10/19/2012	<0.35	U		<0.35	U		<0.34	U		<0.34	U		<0.34	U		<0.3	U		<0.4	U		<0.39	U		<0.39	U		<1.2	U		<0.65	U	
		VMP-31-30-021113	2/11/2013	<5.7	U		<5.7	U		<5.6	U		<5.6	U		<5.6	U		<4.9	U		<6.5	U		<6.4	U		<6.4	U		<20	U		<11	U	
VMP-32	5 ft	VMP-32-5-042512	4/25/2012	<0.0038	U		<0.0038	J	U	<0.0037	U		<0.0037	U		<0.0037	U		<0.032	J	U	<0.0043	U		<0.0042	U		<0.0042	J	U	<0.013	U		0.08		
		VMP-32-5-072012	7/20/2012	<0.0034	U		<0.0034	U		<0.0033	U		<0.0033	U		<0.0033	U		0.0012	J		<0.0039	U		<0.0038	U		<0.0038	U		<0.012	U		<0.0063	U	
		VMP-32-5-101812	10/18/2012	<0.0064	U		<0.0064	U		<0.0063	U		<0.0063	U		<0.0063	U		<0.055	J	U	<0.0074	U		<0.0072	U		<0.0072	U		<0.023	U		0.0073	J	
		VMP-32-5-020513	2/5/2013	<0.0051	U		<0.0051	U		<0.005	U		<0.005	U		<0.005	U		<0.044	J	U	<0.0058	U		<0.0057	U		<0.0057	U		<0.018	U		0.012		
	10 ft	VMP-32-10-041612	4/16/2012	<0.0035	U		<0.0035	J	U	<0.0034	U		<0.0034	U		<0.0034	U		<0.03	J	U	<0.004	U		<0.0039	U		<0.0039	U		<0.012	U		0.017		J
		VMP-32-10-072012	7/20/2012	<0.004	U		<0.004	U		<0.0039	U		<0.0039	U		<0.0039	U		0.0014	J		<0.0045	U		<0.0044	U		<0.0044	U		0.0079	J		0.012		
		VMP-32-10-101812	10/18/2012	<0.006	U		<0.006	U		<0.0059	U		<0.0059	U		<0.0059	U		<0.051	U		<0.0068	U		<0.0067	U		<0.0067	U		<0.021	U		0.0059	J	
		VMP-32-10-020513	2/5/2013	<0.0051	U		<0.0051	U		<0.005	U		<0.005	U		<0.005	U		<0.044	J	U	<0.0058	U		<0.0057	U		<0.0057	U		<0.018	U		0.014		
	20 ft	VMP-32-20-041612	4/16/2012	<0.079	U		<0.079	U		<0.078	U		<0.078	U		<0.078	U		0.073	J		<0.09	U		<0.089	U		<0.089	U		<0.28	U		0.18		J
		VMP-32-20-072012	7/20/2012	<0.0039	U		<0.0039	U		<0.0038	U		<0.0038	U		<0.0038	U		0.0014	J		<0.0044	U		<0.0043	U		<0.0043	U		<0.014	U		<0.0072	U	
		VMP-32-20-101812	10/18/2012	<0.0056	U		<0.0056	U		<0.0055	U		<0.0055	U		<0.0055	U		<0.048	U		<0.0064	U		<0.0063	U		<0.0063	U		<0.02	U		0.0054	J	
		VMP-32-20-020513	2/5/2013	<0.0057	U		<0.0057	U		<0.0056	U		<0.0056	U		<0.0056	U		<0.049	J	U	<0.0065	U		<0.0064	U		<0.0064	U		<0.02	U		0.0035	J	
	30 ft	VMP-32-30-041612	4/16/2012	<1.9	U		<1.9	U		<1.8	U		<1.8	U		<1.8	U		<1.6	U		<2.2	U		<2.1	U		<2.1	U		<6.7	U		<3.5	U	
		VMP-32-30-072012	7/20/2012	<3.9	U		<3.9	U		<3.8	U		<3.8	U		<3.8	U		<3.4	U		<4.4	U		<4.4	U		<4.4	U		<14	U		<7.3	U	
		VMP-32-30-101812	10/18/2012	<0.22	U		<0.22	U		<0.22	U		<0.22	U		<0.22	U		<0.19	U		<0.25	U		<0.25	U		<0.25	U		<0.79	U		<0.41	U	
		VMP-32-30-020513	2/5/2013	<0.23	U		<0.23	U		<0.22	U		<0.22	U		<0.22	U		0.1	J		<0.26	U		<0.26	U		<0.26	U		<0.81	U		<0.42	U	

SEE LAST PAGE OF TABLE FOR NOTES

TABLE 5
CUMULATIVE SUMMARY OF SOIL VAPOR ANALYTICAL DETECTIONS AND SCREENING RESULTS: VILLAGE - VOCS

Location	Depth	Sample ID	Sample Date	1,1-Dichloroethane			1,2-Dichloroethane			1,1-Dichloroethene			cis-1,2-Dichloroethene			trans-1,2-Dichloroethene			Dichloromethane (Methylene chloride)			1,2-Dichloropropane			cis-1,3-Dichloropropene			trans-1,3-Dichloropropene			1,4-Dioxane			Ethanol		
				690			0.099			240			1100000			85			5.6			0.062			0.9			0.9			0.22					
				Result (mg/m^3)	Lab Quals	URS Quals	Result (mg/m^3)	Lab Quals	URS Quals	Result (mg/m^3)	Lab Quals	URS Quals	Result (mg/m^3)	Lab Quals	URS Quals	Result (mg/m^3)	Lab Quals	URS Quals	Result (mg/m^3)	Lab Quals	URS Quals	Result (mg/m^3)	Lab Quals	URS Quals	Result (mg/m^3)	Lab Quals	URS Quals	Result (mg/m^3)	Lab Quals	URS Quals	Result (mg/m^3)	Lab Quals	URS Quals	Result (mg/m^3)	Lab Quals	URS Quals
VMP-42	10 ft	VMP-42-10-041812	4/18/2012	<0.0035	U		<0.0035	J	U	<0.0034	U		<0.0034	U		<0.0034	U		0.0012	J		<0.004	U		<0.0039	U		<0.0039	U		<0.012	U		0.022		J
		VMP-42-10-041812-Dup	4/18/2012	<0.0035	U		<0.0035	J	U	<0.0035	U		<0.0035	U		<0.0035	U		<0.03	J	U	<0.004	U		<0.004	U		<0.004	U		<0.013	U		0.048		J
		VMP-42-20-041812	4/18/2012	<1.8	U		<1.8	U		<1.8	U		<1.8	U		<1.8	U		1.6	J		<2.1	U		<2	U		<2	U		<6.4	U		4.4		J
		VMP-42-10-071912	7/19/2012	<0.0039	U		<0.0039	U		<0.0038	U		<0.0038	U		<0.0038	U		0.003	J		<0.0044	U		<0.0043	U		<0.0043	U		<0.014	U		0.061		
		VMP-42-10-101212	10/12/2012	<0.0062	U		<0.0062	U		<0.0061	U		<0.0061	U		<0.0061	U		<0.054	J	U	<0.0071	U		<0.007	U		<0.007	U		<0.022	U		0.036		
		VMP-42-10-013113	1/31/2013	<0.0057	U		<0.0057	U		<0.0056	U		<0.0056	U		<0.0056	U		<0.049	U		<0.0065	U		<0.0064	U		<0.0064	U		<0.02	U		0.0022	J	
	20 ft	VMP-42-20-071912	7/19/2012	<0.0038	U		<0.0038	U		<0.0037	U		<0.0037	U		<0.0037	U		0.0029	J		<0.0043	U		<0.0042	U		<0.0042	J	U	<0.013	U		0.053		
		VMP-42-20-101212	10/12/2012	<0.0055	U		<0.0055	U		<0.0054	U		<0.0054	U		<0.0054	U		0.02	J		<0.0063	U		<0.0062	U		<0.0062	U		<0.02	U		0.0091	J	J
		VMP-42-20-101212-Dup	10/12/2012	<0.0056	U		<0.0055	U		<0.0055	U		<0.0055	U		<0.0055	U		<0.048	J	U	<0.0064	U		<0.0063	U		<0.0063	U		<0.02	U		0.036		J
		VMP-42-20-013113	1/31/2013	<0.0052	U		<0.0052	U		<0.0051	U		<0.0051	U		<0.0051	U		0.0053	J		<0.006	U		<0.0058	U		<0.0058	U		<0.018	U		0.0045	J	
	30 ft	VMP-42-30-041912	4/19/2012	<3.8	U		<3.8	U		<3.7	U		<3.7	U		<3.7	U		<3.2	U		<4.3	U		<4.2	U		<4.2	U		<13	U		<7	U	
		VMP-42-30-071912	7/19/2012	<0.0035	U		<0.0035	U		<0.0035	U		<0.0035	U		<0.0035	U		<0.03	U		<0.004	U		<0.004	U		<0.004	U		<0.013	U		0.074		J
		VMP-42-30-101212	10/12/2012	<0.0058	U		<0.0058	U		<0.0057	U		<0.0057	U		<0.0057	U		<0.05	J	U	<0.0067	U		<0.0066	U		<0.0066	U		<0.021	U		0.011		
		VMP-42-30-101212-Dup	10/12/2012	<0.0058	U		<0.0058	U		<0.0057	U		<0.0057	U		<0.0057	U		0.0037	J		<0.0067	U		<0.0066	U		<0.0066	U		<0.021	U		0.01	J	
		VMP-42-30-013113	1/31/2013	<0.0056	U		<0.0056	U		<0.0055	U		<0.0055	U		<0.0055	U		<0.048	U		<0.0064	U		<0.0063	U		<0.0063	U		<0.02	U		0.0038	J	
VMP-43	10 ft	VMP-43-10-041612	4/16/2012	<0.004	U		<0.004	J	U	<0.0039	U		<0.0039	U		<0.0039	U		<0.034	J	U	<0.0045	U		<0.0044	U		<0.0044	J	U	<0.014	U		0.05		J
		VMP-43-10-071912	7/19/2012	<0.0076	U		<0.0076	U		<0.0074	U		<0.0074	U		<0.0074	U		<0.065	J	U	<0.0086	U		<0.0085	U		<0.0085	U		<0.027	U		0.064		
		VMP-43-10-101612	10/16/2012	<0.0064	U		<0.0064	U		<0.0063	U		<0.0063	U		<0.0063	U		<0.055	U		<0.0074	U		<0.0072	U		<0.0072	U		<0.023	U		0.0081	J	
	20 ft	VMP-43-20-041612	4/16/2012	<0.039	U		<0.039	U		<0.038	U		<0.038	U		<0.038	U		<0.033	U		<0.044	U		<0.043	U		<0.043	U		<0.14	U		<0.072	U	
		VMP-43-20-071912	7/19/2012	<0.014	U		<0.014	U		<0.014	U		<0.014	U		<0.014	U		0.003	J		<0.016	U		<0.016	U		<0.016	U		<0.05	U		0.13		
		VMP-43-20-101812	10/18/2012	<0.0053	U		<0.0053	U		<0.0052	U		<0.0052	U		<0.0052	U		<0.046	J	U	<0.0061	U		<0.006	U		<0.006	U		<0.019	U		0.063		
		VMP-43-20-012413	1/24/2013	<0.0053	U		<0.0053	U		<0.0052	U		<0.0052	U		<0.0052	U		<0.046	U		<0.0061	U		<0.006	U		<0.006	U		<0.019	U		0.0037	J	
	30 ft	VMP-43-30-042312	4/23/2012	<0.035	U		<0.035	U		<0.035	U		<0.035	U		<0.035	U		<0.03	U		<0.04	U		<0.04	U		<0.04	U		<0.13	U		0.14		
		VMP-43-30-071912	7/19/2012	<0.0039	U		<0.0039	U		<0.0038	U		<0.0038	U		<0.0038	U		0.0022	J		<0.0044	U		<0.0043	U		<0.0043	U		<0.014	U		0.087		
		VMP-43-30-101812	10/18/2012	<0.0056	U		<0.0056	U		<0.0055	U		<0.0055	U		<0.0055	U		<0.048	U		<0.0064	U		<0.0063	U		<0.0063	U		<0.02	U		0.014		
		VMP-43-30-012413	1/24/2013	<0.0054	U		<0.0054	U		<0.0053	U		<0.0053	U		<0.0053	U		<0.047	J	U	<0.0062	U		<0.0061	U		<0.0061	U		<0.019	U		0.0066	J	
VMP-44	10 ft	VMP-44-10-041912	4/19/2012	<1.8	U		<1.8	U		<1.8	U		<1.8	U		<1.8	U		<1.6	U		<2.1	U		<2.1	U		<2.1	U		<6.6	U		<3.4	U	
		VMP-44-10-072012	7/20/2012	<0.62	U		<0.62	U		<0.61	U		<0.61	U		<0.61	U		<0.53	U		<0.71	U		<0.7	U		<0.7	U		<2.2	U		<1.2	U	
		VMP-44-10-081012	8/10/2012	<0.37	U		<0.37	U		<0.36	U		<0.36	U		<0.36	U		<0.32	U		<0.42	U		<0.42	U		<0.42	U		<1.3	U		<0.69	U	
		VMP-44-10-101212	10/12/2012	<1.1	U		<1.1	U		<1.1	U		<1.1	U		<1.1	U		<0.98	U		<1.3	U		<1.3	U		<1.3	U		<4.1	U		<2.1	U	
		VMP-44-10-012513	1/25/2013	<0.46	U		<0.46	U		<0.46	U		<0.46	U		<0.46	U		0.077	J		<0.53	U		<0.52	U		<0.52	U		<1.6	U		<0.87	U	
	20 ft	VMP-44-20-041912	4/19/2012	<0.41	U		<0.41	U		<0.4	U		<0.4	U		<0.4	U		<0.35	U		<0.46	U		<0.46	U		<0.46	U		<1.4	U		<0.76	U	
		VMP-44-20-072512	7/25/2012	<0.69	U		<0.69	U		<0.68	U		<0.68	U		<0.68	U		<0.6	U		<0.79	U		<0.78	U		<0.78	U		<2.5	U		<1.3	U	
		VMP-44-20-101212	10/12/2012	<2.3	U		<2.3	U		<2.3	U		<2.2	U		<2.2	U		<2	U		<2.6	U		<2.6	U		<2.6	U		<8.2	U		0.68	J	
		VMP-44-20-012513	1/25/2013	<0.17	U		<0.17	U		<0.16	U		<0.16	U		<0.16	U		0.036	J		<0.19	U		<0.19	U		<0.19	U		<0.6	U		<0.31	U	
	30 ft	VMP-44-30-041912	4/19/2012	<0.24	U		<0.24	U		<0.23	U		<0.23	U		<0.23	U		<0.2	U		<0.27	U		<0.26	U		<0.26	U		<0.84	U		<0.44	U	
		VMP-44-30-072512	7/25/2012	<0.04	U		<0.04	U		<0.039	U		<0.039	U		<0.039	U		<0.034	U		<0.045	U		<0.044	U		<0.044	U		<0.14	U		0.094	J	J
		VMP-44-30-072512-Dup	7/25/2012	<0.04	U		<0.04	U		<0.039	U		<0.039	U		<0.039	U		<0.034	U		<0.045	U		<0.044	U		<0.044	U		<0.14	U		0.092	J	J
		VMP-44-30-101512	10/15/2012	<0.24	U		<0.24	U		<0.24	U		<0.24	U		<0.24	U		<2.1	U		<0.28	U		<0.27	U		<0.27	U		<0.87	U		<0.46	U	
		VMP-44-30-101512-Dup	10/15/2012	<0.23	U		<0.23	U		<0.22	U		<0.22	U		<0.22	U		<2	U		<0.26	U		<0.26	U		<0.26	U		<0.81	U		<0.42	U	
		VMP-44-30-012513	1/25/2013	<0.059	U	UJ	<0.059	U	UJ	<0.058	U	UJ	<0.058	U	UJ	<0.058	U	UJ	<0.05	J	UJ	<0.067	U	UJ	<0.066	U	UJ	<0.066	U	UJ	<0.21	U	UJ	<0.11	J	UJ
VMP-45	10 ft	VMP-45-10-041912	4/19/2012	<0.0037	U		<0.0037	J	U	<0.0036	U		<0.0036	U		<0.0036	U		<0.032	J	U	<0.0042	U		<0.0042	U		<0.0042	U		<0.013	U		0.019		J
		VMP-45-10-071912	7/19/2012	<0.0038	U		<0.0038	U		<0.0037	U		<0.0037	U		<0.0037	U		<0.032	J	U	<0.0043	U		<0.0042	U		<0.0042	U		0.0034	J		0.042		
		VMP-45-10-101512	10/15/2012	<0.0059	U		<0.0059	U		<0.0059	U		<0.0058	U		<0.0058	U		<0.05	U		<0.0067	U		<0.0066	U		<0.0066	U		<0.021	U		<0.011	U	
		VMP-45-10-013013	1/30/2013	<0.0051	U		<0.0051	U		<0.005	U		<0.005	U		<0.005	U		<0.044	U		<0.0058	U		<0.0057	U		<0.0057	U		<0.018	U		0.022		
	20 ft	VMP-45-20-041912	4/19/2012	<0.23	U		<0.23	U		<0.23	U		<0.22	U		<0.22	U		<0.2	U		<0.26	U		<0.26	U		<0.26	U		<0.82	U		0.18	J	
		VMP-45-20-071912	7/19/2012	<0.072	U		<0.072	U		<0.07	U		<0.07	U		<0.07	U		0.6	J		<0.082	U		<0.081	U		<0.081	U		<0.26	U		0.4		
		VMP-45-20-101512	10/15/2012	<0.0056	U		<0.0056	U		<0.0055	U		<0.0055	U		<0.0055	U		<0.048	U		<0.0064	U		<0.0063	U		<0.0063	U		<0.02	U		0.0044	J	
		VMP-45-20-013013	1/30/2013	<0.0053	U		<0.0053	U		<0.0052	U		<0.0052	U		<0.0052	U		<0.046	U		<0.0061	U		<0.006	U		<0.006	U		<0.019	U		0.0035	J	
	30 ft	VMP-45-30-041912	4/19/2012	<0.15	U		<0.15	U		<0.15	U		<0.15	U		<0.15	U		<0.13	U		<0.18	U		<0.17	U		<0.17	U		<0.55	U		<0.29	U	
		VMP-45-30-071912	7/19/2012	<0.039	U		<0.039	U		<0.038	U		<0.038	U		<0.038	U		<0.033	U		<0.044	U		<0.043	U		<0.043	U		<0.14	U		<0.072	U	
		VMP-45-30-101512	10/15/2012	<0.0056	U		<0.0056	U		<0.0055	U		<0.0055	U		<0.0055	U		<0.048	U		<0.0064	U		<0.0063	U		<0.0063	U		<0.02	U		0.0035	J	
		VMP-45-30-101512-Dup	10/15/2012	<0.0055	U		<0.0055	U		<0.0054	U		<0.0054	U		<0.0054	U		<0.047	J	U	<0.0063	U		<0.0062	U		<0.0062	U		<0.02	U		<0.01	U	
		VMP-45-30-013013	1/30/2013	<0.0098	U		<0.0098	U		<0.0096	U		<0.0096	U		<0.0096	U		<0.084	U		<0.011	U		<0.011	U		<0.011	U		<0.035	U		0.016	J	

SEE LAST PAGE OF TABLE FOR NOTES

TABLE 5
CUMULATIVE SUMMARY OF SOIL VAPOR ANALYTICAL DETECTIONS AND SCREENING RESULTS: VILLAGE - VOCS

Location	Depth	Sample ID	Sample Date	1,1-Dichloroethane			1,2-Dichloroethane			1,1-Dichloroethene			cis-1,2-Dichloroethene			trans-1,2-Dichloroethene			Dichloromethane (Methylene chloride)			1,2-Dichloropropane			cis-1,3-Dichloropropene			trans-1,3-Dichloropropene			1,4-Dioxane			Ethanol		
				690			0.099			240			1100000			85			5.6			0.062			0.9			0.9			0.22					
				Result (mg/m^3)	Lab Quals	URS Quals	Result (mg/m^3)	Lab Quals	URS Quals	Result (mg/m^3)	Lab Quals	URS Quals	Result (mg/m^3)	Lab Quals	URS Quals	Result (mg/m^3)	Lab Quals	URS Quals	Result (mg/m^3)	Lab Quals	URS Quals	Result (mg/m^3)	Lab Quals	URS Quals	Result (mg/m^3)	Lab Quals	URS Quals	Result (mg/m^3)	Lab Quals	URS Quals	Result (mg/m^3)	Lab Quals	URS Quals	Result (mg/m^3)	Lab Quals	URS Quals
VMP-47	5 ft	VMP-47-5-012113	1/21/2013	<0.0058	U		<0.0058	U		<0.0057	U		<0.0057	U		<0.0057	U		<0.05	U		<0.0067	U		<0.0066	U		<0.0066	U		<0.021	U		0.01	J	
		[4]VMP-47-5-012313-R	1/23/2013	<20	U		<20	U		<19	U		<19	U		<19	U		<17	U		<22	U		<22	U		<22	U		<70	U		<36	U	
	10 ft	VMP-47-10-012113	1/21/2013	<0.0056	U		<0.0056	U		<0.0055	U		<0.0055	U		<0.0055	U		0.0037	J		<0.0064	U		<0.0063	U		<0.0063	U		<0.02	U		0.01		
		[4]VMP-47-10-012313-R	1/23/2013	<0.49	U		<0.49	U		<0.48	U		<0.48	U		<0.48	U		<0.42	U		<0.56	U		<0.55	U		<0.55	U		<1.7	U		<0.91	U	
	20 ft	VMP-47-20-012113	1/21/2013	<5.1	U		<5.1	U		<5	U		<5	U		<5	U		<4.4	U		<5.8	U		<5.7	U		<5.7	U		<18	U		<9.5	U	
		[4]VMP-47-20-012313-R	1/23/2013	<12	U		<12	U		<12	U		<12	U		<12	U		<10	U		<14	U		<14	U		<14	U		<43	U		<22	U	
	30 ft	VMP-47-30-012113	1/21/2013	<3.7	U		<3.7	U		<3.6	U		<3.6	U		<3.6	U		<3.2	U		<4.2	U		<4.2	U		<4.2	U		<13	U		<6.9	U	
		[4]VMP-47-30-012313-R	1/23/2013	<19	U		<19	U		<19	U		<19	U		<19	U		<16	U		<22	U		<22	U		<22	U		<69	U		<36	U	
VMP-48	5 ft	VMP-48-5-020113	2/1/2013	<0.0052	U		<0.0052	U		<0.0051	U		<0.0051	U		<0.0051	U		<0.045	J	U	<0.0059	U		<0.0058	U		<0.0058	U		<0.018	U		0.0046	J	
	10 ft	VMP-48-10-020113	2/1/2013	<0.0054	U		<0.0054	U		<0.0053	U		<0.0053	U		<0.0053	U		<0.046	J	U	<0.0061	U		<0.006	U		<0.006	U		<0.019	U		0.0053	J	
	20 ft	VMP-48-20-020113	2/1/2013	<0.0052	U		<0.0052	U		<0.005	U		<0.005	U		<0.005	U		<0.044	U		<0.0059	U		<0.0058	U		<0.0058	U		<0.018	U		0.0068	J	
	30 ft	VMP-48-30-020113	2/1/2013	<0.0053	U		<0.0053	U		<0.0052	U		<0.0052	U		<0.0052	U		<0.045	U		<0.006	U		<0.0059	U		<0.0059	U		<0.019	U		<0.0098	U	
		VMP-48-30-020113-DUP	2/1/2013	<0.021	U		<0.021	U		<0.021	U		<0.021	U		<0.021	U		<0.18	U		<0.024	U		<0.024	U		<0.024	U		<0.075	U		<0.039	U	
VMP-49	5 ft	VMP-49-5-020113	2/1/2013	<0.0054	U		<0.0054	U		<0.0053	U		<0.0053	U		<0.0053	U		<0.047	U		<0.0062	U		<0.0061	U		<0.0061	U		<0.019	U		0.0033	J	
	10 ft	VMP-49-10-020113	2/1/2013	<0.0053	U		<0.0053	U		<0.0052	U		<0.0052	U		<0.0052	U		<0.046	J	U	<0.0061	U		<0.006	U		<0.006	U		<0.019	U		<0.0099	U	
	20 ft	VMP-49-20-020113	2/1/2013	<0.0052	U		<0.0052	U		<0.0051	U		<0.0051	U		<0.0051	U		<0.045	J	U	<0.006	U		<0.0058	U		<0.0058	U		<0.018	U		0.0024	J	
	30 ft	VMP-49-30-020113	2/1/2013	<0.25	U		<0.25	U		<0.24	U		<0.24	U		<0.24	U		0.24	J		<0.28	U		<0.28	U		<0.28	U		<0.89	U		0.19	J	
VMP-50	5 ft	VMP-50-5-020113	2/1/2013	<0.0051	U		<0.0051	U		<0.005	U		<0.005	U		<0.005	U		<0.044	J	U	<0.0058	U		<0.0057	U		<0.0057	U		<0.018	U		0.0037	J	
	10 ft	VMP-50-10-020113	2/1/2013	<0.0056	U		<0.0056	U		<0.0055	U		<0.0055	U		<0.0055	U		0.0019	J		<0.0064	U		<0.0063	U		<0.0063	U		<0.02	U		0.0027	J	
	20 ft	VMP-50-20-020113	2/1/2013	<0.022	U		<0.022	U		<0.021	U		<0.021	U		<0.021	U		<0.18	U		<0.025	U		<0.024	U		<0.024	U		<0.077	U		0.0066	J	
	30 ft	VMP-50-30-020113	2/1/2013	<5.2	U		<5.2	U		<5.1	U		<5.1	U		<5.1	U		4.6	J		<6	U		<5.9	U		<5.9	U		<19	U		3.6	J	
VMP-51	5 ft	VMP-51-5-020113	2/1/2013	<0.0055	U		<0.0055	U		<0.0054	U		<0.0054	U		<0.0054	U		<0.047	J	U	<0.0063	U		<0.0062	U		<0.0062	U		<0.02	U		0.0015	J	
	10 ft	VMP-51-10-020113	2/1/2013	<0.0056	U		<0.0056	U		<0.0055	U		<0.0055	U		<0.0055	U		<0.048	U		<0.0064	U		<0.0063	U		<0.0063	U		<0.02	U		0.0029	J	
	20 ft	VMP-51-20-021513-R	2/15/2013	<0.0053	U		<0.0053	U		<0.0052	U		<0.0052	U		<0.0052	U		<0.046	J	U	<0.0061	U		<0.006	U		<0.006	U		<0.019	U		0.0054	J	
	30 ft	VMP-51-30-020413	2/4/2013	<0.0058	U		<0.0058	U		<0.0057	U		<0.0057	U		<0.0057	U		<0.05	U		<0.0067	U		<0.0066	U		<0.0066	U		<0.021	U		0.0023	J	
		VMP-51-30-020413-DUP	2/4/2013	<0.0057	U		<0.0057	U		<0.0056	U		<0.0056	U		<0.0056	U		<0.049	U		<0.0065	U		<0.0064	U		<0.0064	U		<0.02	U		0.0021	J	
VMP-52	5 ft	VMP-52-5-020413	2/4/2013	<0.0051	U		<0.0051	U		<0.005	U		<0.005	U		<0.005	U		<0.044	J	U	<0.0058	U		<0.0057	U		<0.0057	U		<0.018	U		0.0039	J	
	10 ft	VMP-52-10-020413	2/4/2013	<0.0048	U		<0.0048	U		<0.0048	U		<0.0048	U		<0.0048	U		<0.042	U		<0.0055	U		<0.0054	U		<0.0054	U		<0.017	U		0.0032	J	
	20 ft	VMP-52-20-020413	2/4/2013	<0.0054	U		<0.0054	U		<0.0053	U		<0.0053	U		<0.0053	U		<0.046	J	U	<0.0062	U		<0.0061	U		<0.0061	U		<0.019	U		0.0027	J	
		VMP-52-20-020413-DUP	2/4/2013	<0.0052	U		<0.0052	U		<0.0051	U		<0.0051	U		<0.0051	U		<0.045	J	U	<0.0059	U		<0.0058	U		<0.0058	U		<0.018	U		0.0034	J	
	30 ft	VMP-52-30-020413	2/4/2013	<0.0057	U		<0.0057	U		<0.0056	U		<0.0056	U		<0.0056	U		<0.049	U		<0.0065	U		<0.0064	U		<0.0064	U		<0.02	U		<0.01	U	
VMP-53	5 ft	VMP-53-5-020513	2/5/2013	<0.0052	U		<0.0052	U		<0.0051	U		<0.0051	U		<0.0051	U		<0.045	U		<0.006	U		<0.0058	U		<0.0058	U		<0.018	U		0.0027	J	
	10 ft	VMP-53-10-020513	2/5/2013	<0.0053	U		<0.0053	U		<0.0052	U		<0.0052	U		<0.0052	U		<0.046	U		<0.0061	U		<0.006	U		<0.006	U		<0.019	U		0.0018	J	
		VMP-53-10-020513-DUP	2/5/2013	<0.005	U		<0.005	U		<0.0049	U		<0.0049	U		<0.0049	U		<0.043	U		<0.0057	U		<0.0056	U		<0.0056	U		<0.018	U		<0.0093	U	
	20 ft	VMP-53-20-020513	2/5/2013	<0.0053	U		<0.0053	U		<0.0052	U		<0.0052	U		<0.0052	U		<0.046	U		<0.0061	U		<0.006	U		<0.006	U		<0.019	U		0.0032	J	
	30 ft	VMP-53-30-020513	2/5/2013	<0.0054	U		<0.0054	U		<0.0053	U		<0.0053	U		<0.0053	U		<0.047	U		<0.0062	U		<0.0061	U		<0.0061	U		<0.019	U		<0.01	U	
VMP-54	5 ft	VMP-54-5-020613	2/6/2013	<0.0056	U		<0.0056	U		<0.0055	U		<0.0055	U		<0.0055	U		<0.048	U		<0.0064	U		<0.0063	U		<0.0063	U		<0.02	U		0.0037	J	
	10 ft	VMP-54-10-020613	2/6/2013	<0.0057	U		<0.0057	U		<0.0056	U		<0.0056	U		<0.0056	U		<0.049	J	U	<0.0065	U		<0.0064	U		<0.0064	U		<0.02	U		0.0022	J	
	20 ft	VMP-54-20-020613	2/6/2013	<0.0056	U		<0.0056	U		<0.0055	U		<0.0055	U		<0.0055	U		<0.048	U		<0.0064	U		<0.0063	U		<0.0063	U		<0.02	U		0.0032	J	
		VMP-54-20-020613-DUP	2/6/2013	<0.0056	U		<0.0056	U		<0.0055	U		<0.0055	U		<0.0055	U		0.00092	J		<0.0064	U		<0.0063	U		<0.0063	U		<0.02	U		0.005	J	
	30 ft	VMP-54-30-020613	2/6/2013	<0.006	U		<0.006	U		<0.0059	U		<0.0059	U		<0.0059	U		0.00097	J		<0.0068	U		<0.0067	U		<0.0067	U		<0.021	U		0.0027	J	
		VMP-54-30-020613-DUP	2/6/2013	<0.006	U		<0.006	U		<0.0059	U		<0.0059	U		<0.0059	U		<0.051	U		<0.0068	U		<0.0067	U		<0.0067	U		<0.021	U		0.0035	J	

TABLE 5
CUMULATIVE SUMMARY OF SOIL VAPOR ANALYTICAL DETECTIONS AND SCREENING RESULTS: VILLAGE - VOCS

Location	Depth	Sample ID	Sample Date	Ethylbenzene 1400			4-Ethyltoluene			Freon 113			Freon 114			Heptane			Hexachlorobutadiene			Hexane			2-Hexanone (Methyl N-Butyl Ketone)			Isopentane			Isopropylbenzene (Cumene) 600			4-Methyl-2-pentanone (Methyl Isobutyl Ketone)		
				Result (mg/m^3)	Lab Quals	URS Quals	Result (mg/m^3)	Lab Quals	URS Quals	Result (mg/m^3)	Lab Quals	URS Quals	Result (mg/m^3)	Lab Quals	URS Quals	Result (mg/m^3)	Lab Quals	URS Quals	Result (mg/m^3)	Lab Quals	URS Quals	Result (mg/m^3)	Lab Quals	URS Quals	Result (mg/m^3)	Lab Quals	URS Quals	Result (mg/m^3)	Lab Quals	URS Quals	Result (mg/m^3)	Lab Quals	URS Quals	Result (mg/m^3)	Lab Quals	URS Quals
VMP-1	5 ft	VMP-1-5-082510	8/25/2010	<0.018	U		<0.021	U		<0.032	U		<0.03	U		<0.017	U		<0.18	U		0.025			<0.07	U					<0.021	U		<0.017	U	
		VMP-1-5-111710	11/17/2010	0.0052	J		<0.025	U		<0.039	U		<0.036	U		0.16			<0.22	U		0.4			<0.084	U					<0.025	U		<0.021	U	
		VMP-1-5-020411	2/4/2011	<0.44	U		<0.5	U		<0.77	U		<0.71	U		<0.41	U		<4.3	U		9.4			<1.6	U					<0.5	U		<0.41	U	
		VMP-1-5-041211	4/12/2011	0.017			0.0018	J		<0.01	U		<0.0092	U		0.45			<0.056	U		0.53			<0.022	U		0.099			0.0019	J		<0.0054	U	
		VMP-1-5-080111	8/1/2011	0.0026	J		0.0026	J		<0.01	U		<0.0092	U		0.012			<0.056	U		0.037			0.0024	J		0.45			0.03			0.081		
		VMP-1-5-110311	11/3/2011	<15	U		<17	U		<27	U		<24	U		<14	U		<150	U		13			<57	U		2100			<17	U		<14	U	
		VMP-1-5-013012	1/30/2012	<1.3	U		<1.4	U		<2.2	U		<2	U		11		J	<12	U		66		J	<4.8	U		3000		J	<1.4	U		<1.2	U	
		VMP-1-5-041312	4/13/2012	0.0015	J		<0.0044	U		<0.0068	U		<0.0062	U		0.0098			<0.038	U		0.0078			<0.015	U		0.011			0.007			0.025		
		VMP-1-5-071612	7/16/2012	0.014			0.0048			<0.007	U		<0.0064	U		0.093			<0.039	U		0.085			0.0041	J		0.042			0.062			0.3		
		VMP-1-5-101112	10/11/2012	<0.01	U		<0.011	U		<0.018	U		<0.016	U		0.021			<0.098	U		0.16			<0.038	UJ	UJ	4.8			<0.011	U		<0.0094	U	
		[A]VMP-1-5-012113	1/21/2013	<0.11	U		<0.13	U		<0.2	U		<0.18	U		0.14			<1.1	U		2.7			<0.42	U		22			<0.13	U		0.024	J	
		[A]VMP-1-5-012313-R	1/23/2013	1.5	J		1.9	J		<8.9	U		<8.1	U		25			<50	U		130			<19	U		2600			<5.7	U		<4.8	U	
	8.5 ft	VMP-1-8.5-082510	8/25/2010	<0.056	U		<0.063	U		<0.098	U		<0.09	U		<0.053	U		<0.55	U		<0.045	U		<0.21	U					<0.063	U		<0.053	U	
		VMP-1-8.5-111710	11/17/2010	0.0048	J		<0.012	U		<0.019	U		<0.017	U		0.075			<0.1	U		0.088			<0.04	U					<0.012	U		<0.01	U	
		VMP-1-8.5-111710-Dup	11/17/2010	0.0031	J		<0.012	U		<0.019	U		<0.017	U		0.06			<0.1	U		0.076			<0.04	U					<0.012	U		<0.01	U	
		VMP-1-8.5-020411	2/4/2011	<0.86	U		<0.98	U		<1.5	U		<1.4	U		<0.81	U		<8.5	U		11			<3.2	U					<0.98	U		<0.81	U	
		VMP-1-8.5-041211	4/12/2011	0.01			0.0023	J		<0.013	U		<0.012	U		0.17			<0.074	U		0.14			<0.028	U		0.046			0.0013	J		<0.0071	U	
		VMP-1-8.5-080111	8/1/2011	<3.1	U		<3.5	U		<5.5	U		<5	U		<3	U		<31	U		5.1			<12	U		1300			<3.5	U		<2.9	U	
		VMP-1-8.5-080111-Dup	8/1/2011	<3.1	U		<3.5	U		<5.4	U		<4.9	U		<2.9	U		<30	U		17			<12	U		1300			<3.5	U		<2.9	U	
		VMP-1-8.5-110311	11/3/2011	<35	U		<40	U		<62	U		<56	U		<33	U		<340	U		36			<130	U		4500			<40	U		<33	U	
		VMP-1-8.5-013012	1/30/2012	<7.6	U		<8.6	U		<13	U		<12	U		10			<75	U		58			<29	U		3200		J	<8.6	U		<7.2	U	
		VMP-1-8.5-041612	4/16/2012	0.0039	J		<0.0052	U		<0.0081	U		<0.0074	U		0.0094			<0.045	U		0.0059			<0.017	U		0.1		J	0.0094			0.024		
		VMP-1-8.5-041612-Dup	4/16/2012	0.0036	J		0.00098	J		<0.0079	U		<0.0072	U		0.009			<0.044	U		0.0061			<0.017	U		0.19		J	0.0097			0.022		
		VMP-1-8.5-071612	7/16/2012	0.0072			0.0032	J		<0.007	U		<0.0064	U		0.016			<0.039	U		0.01			0.0033	J		0.0055	J		0.067			0.26		
		VMP-1-8.5-101112	10/11/2012	<0.0061	U		<0.0069	U		<0.011	U		<0.0098	U		0.14			<0.06	U		0.14			<0.023	UJ	UJ	0.22			<0.0069	U		<0.0058	U	
		[A]VMP-1-8.5-012113	1/21/2013	<0.11	U		<0.12	U		<0.19	U		<0.18	U		0.12			<1.1	U		1.8			<0.41	U		36			<0.12	U		<0.1	U	
		[A]VMP-1-8.5-012313-R	1/23/2013	<0.1	U		<0.11	U		<0.18	U		<0.16	U		0.96			<0.99	U		5.4			<0.38	U		99			<0.11	U		<0.095	U	
	23.5 ft	VMP - 1 - 23.5 - 083010	8/30/2010	<1.9	U		<2.2	U		<3.4	U		<3.1	U		44			<19	U		260			<7.3	U					<2.2	U		<1.8	U	
		VMP-1-23.5-111810	11/17/2010	0.0015	J		<0.0061	U		<0.0095	U		<0.0086	U		0.015			<0.053	U		0.016			<0.02	U					<0.0061	U		<0.005	U	
		VMP-1-23.5-020411	2/4/2011	<5	U		<5.7	U		<8.9	U		<8.1	U		<4.8	U		<50	U		300			<19	U					<5.7	U		<4.8	U	
		VMP-1-23.5-041211	4/12/2011	0.93	J		<9.3	U		<14	U		<13	U		4.2	J		<81	U		9.7			<31	U		900		J	<9.3	U		<7.8	U	
		VMP-1-23.5-041211-DUP	4/12/2011	1.3	J		<12	U		<18	U		<17	U		6.8	J		<100	U		14			<39	U		1300		J	<12	U		<9.8	U	
		VMP-1-23.5-080111	8/1/2011	<56	U		<63	U		<99	U		<90	U		49	J		<550	U		320			<210	U		16000			<63	U		<53	U	
		VMP-1-23.5-110611	11/6/2011	<13	U		<15	U		<23	U		<21	U		18			<130	U		58			<50	U		6000			<15	U		<12	U	
		VMP-1-23.5-013112	1/31/2012	<26	U		<29	U		<46	U		<42	U		11	J		<260	U		92			<98	U		5600			<29	U		<24	U	
		VMP-1-23.5-041612	4/16/2012	<2.1	U		<2.3	U		<3.6	U		<3.3	U		<2	U		<20	U		7			<7.8	U		940			1.7	J		<2	U	
		VMP-1-23.5-071612	7/16/2012	<26	U		<30	U		<46	U		<42	U		<25	U		<260	U		180			<99	U		6500			<30	U		<25	U	
		VMP-1-23.5-102412	10/24/2012	<52	U		<59	U		<92	U		<84	U		<49	U		<510	U		96			<200	U		2100			<59	U		<49	U	
		[A]VMP-1-23.5-012113	1/21/2013	<0.058	U	UJ	<0.066	U	UJ	<0.1	U	UJ	<0.094	U	UJ	0.14		J	<0.57	U	UJ	1		J	<0.22	U	UJ	14		J	<0.066	U	UJ	<0.055	U	UJ
		[A]VMP-1-23.5-012313-R	1/23/2013	<70	U		<79	U		<120	U		<110	U		84			<690	U		510			<260	U		15000			<79	U		<66	U	
	38.5 ft	VMP-1-38.5-073112	7/31/2012	0.0018	J		0.00085	J		<0.0072	U		<0.0065	U		0.0024	J		<0.04	U		<0.0033	U		0.0024	J		0.0088	J		0.032			0.069		
		VMP-1-38.5-102612	10/26/2012	<2.8	U		<3.2	U		<5	U		<4.5	U		18			<28	U		98			<11	U		1700			<3.2	U		<2.7	U	
		[A]VMP-1-38.5-012113	1/21/2013	<0.038	U	UJ	<0.043	U	UJ	<0.067	U	UJ	<0.062	U	UJ	0.17		J	<0.38	U	UJ	0.94		J	<0.14	U	UJ	7.4		J	<0.043	U	UJ	<0.036	U	UJ
		[A]VMP-1-38.5-012313-R	1/23/2013	<52	U		<58	U		<91	U		<83	U		69			<510	U		390			<190	U		8200			<58	U		<49	U	
VMP-2	5 ft	VMP - 2 - 5 - 083110	8/31/2010	<1.9	U		<2.2	U		<3.4	U		<3.1	U		<1.8	U		<19	U		<1.6	U		<7.3	U					<2.2	U		<1.8	U	
		VMP-2-5-111610	11/16/2010	<2.9	U		<3.2	U		<5	U		<4.6	U		<2.7	U		<28	U		42			<11	U					<3.2	U		<2.7	U	
		VMP-2-5-020411	2/4/2011	<0.75	U		<0.85	U		<1.3	U		<1.2	U		<0.71	U		<7.4	U		2.7			<2.8	U					<0.85	U		<0.71	U	
		VMP-2-5-041311	4/13/2011	0.0096			0.0011	J		<0.011	U		<0.0097	U		0.13			<0.059	U		0.087			<0.023	U		0.1			0.0013	J		<0.0057	U	
		VMP-2-5-080211	8/2/2011	<6.3	U		<7.1	U		<11	U		<10	U		<5.9	U		<62	U		32			<24	U		6800			<7.1	U		<5.9	U	
		VMP-2-5-110711	11/7/2011	0.00091	J		0.0012	J		<0.0066	U		<0.006	U		0.0019	J		<0.036	U		<0.003	J	U	0.00074	J		<0.01	U		0.0044			0.033		
		VMP-2-5-012512	1/25/2012	0.058	J		<0.48	U		<0.74	U		<0.68	U		<0.4	U		<4.1	U		0.57			<1.6	U		2.3			<0.48	U		<0.4	U	
		VMP-2-5-042512	4/25/2012	0.0056	J		<0.019	U		<0.029	U		<0.027	U		0.15			<0.16	U		0.32			<0.062	U		0.31			0.033			0.27		
		VMP-2-5-071612	7/16/2012	0.008			0.0052			<0.0071	U		<0.0065	U		0.02			<0.04	U		0.024			0.0046	J		0.22			0.079			0.31		
		VMP-2-5-102412	10/24/2012	0.0017	J		<0.007	U		<0.011	U		<0.01	U		0.0024	J		<0.061	U		0.003	J		<0.023	U		0.019			0.052			0.11		
		VMP-2-5-013113	1/31/2013	<0.006	U		<0.0068	J	U	<0.01	U		<0.0096	U		<0.0056	U		<0.059	U		0.00093	J		<0.023	U		0.0044	J		<0.0068	U		0.002	J	
	8.5 ft	VMP-2-8.5-083110	8/31/2010	<2	U		<2.3	U		<3.5	U		<3.2	U		<1.9	U		<20	U		38			<7.5	U					<2.3	U		<1.9	U	
		VMP-2-8.5-111610	11/16/2010	<5.5	U		<6.2	U		<9.6	U		<8.8	U		<5.2	U		<54	U		54			<21	U					<6.2	U		<5.2	U	
		VMP-2-8.5-020411	2/4/2011	<1.9	U		<2.1	U		<3.3	U		<3	U		<1.8	U		<18	U		6.1			<7	U					<2.1	U		<1.8	U	
		VMP-2-8.5-041311	4/13/2011	<0.57	U		<0.65	U		<1	U		<0.92	U		0.38	J		<5.6	U		0.16	J		<2.2	U		3.5			0.18	J		0.18	J	
		VMP-2-8.5-080211	8/2/2011	<23	U		<26	U		<41	U		<37	U		<22	U		<230	U		56			<87	U		8300			<26	U		<22	U	
		VMP-2-8.5-110711	11/7/2011	<0.049	U		<0.056	U		<0.087	U		<0.08	U		<0.047	U		<0.49	U		<0.04	U		<0.19	U		<0.13	U		<0.056	U		0.017	J	
		VMP-2-8.5-012612	1/26/2012	<2.2	U		<2.5	U		<3.9	U		<3.5	U		<2.1	U		<22	U		1.7	J		<8.3	U		860			<2.5	U		<2.1	U	
		VMP-2-8.5-012612-DUP	1/26/2012	<2.2	U		<2.5	U		<3.9	U		<3.5	U		<2.1	U		<22	U		2.3		J	<8.3	U		1000		J	<2.5	U		<2.1	U	
		VMP-2-8.5-041612	4/16/2012	0.0043			0.0014	J		<0.0075	U		<0.0068	U		0.006			<0.042	U		0.0037			<0.016	U		0.032			0.0084			0.028		
		VMP-2-8.5-041612-Dup	4/16/2012	0.0047			0.0011	J		<0.0077	U		<0.007	U		0.0053			<0.043	U		0.0037			<0.016	U		0.012			0.0088			0.028		
		VMP-2-8.5-071612	7/16/2012	0.0067			0.0049	J		<0.0086	U		<0.0078	U		0.0048			<0.048	U		0.0083			0.0038	J		0.056		J	0.032			0.13		
		VMP-2-8.5-071612-Dup	7/16/2012	0.0084			0.0092			<0.007	U		<0.0064	U		0.0059			<0.039	U		0.0085			0.0052	J		0.02		J	0.035			0.13		
		VMP-2-8.5-102312	10/23/2012	0.0056	J		0.0059	J		<0.011	U		<0.01	U		0.075			<0.062	U		0.18			<0.024	U		0.75			0.0015	J		0.0077		
		VMP-2-8.5-020513	2/5/2013	0.0025	J		<0.0073	U		<0.011	U		<0.01	U		0.009			<0.063	U		0.015			<0.024	U		0.059			<0.0073	U		0.0015	J	
	22 ft	VMP-2-22-083110	8/31/2010	<3.1	U		<3.5	U		<5.4	U		<4.9	U		<2.9	U		<30	U		63			<12	U					<3.5	U		<2.9	U	
		VMP-2-22-111610	11/16/2010	<5.7	U		<6.5	U		<10	U		<9.2	U		<5.4	U		<56	U		78			<22	U					<6.5	U		<5.4	U	
		VMP-2-22-020411	2/4/2011	<2.6	U		<2.9	U		<4.6	U		<4.2	U		<2.4	U		<25	U		35			<9.7	U					<2.9	U		<2.4	U	
		VMP-2-22-041311	4/13/2011	<7.6	U		<8.6	U		<13	U		<12	U		<7.2	U		<74	U		1.7	J		<28	U		1400			<8.6	U		1.6	J	
		VMP-2-22-080211	8/2/2011	<31	U		<35	U		<54	U		<49	U		<29	U		<300	U		59			<120	U		8600			<35	U		<29	U	
		VMP-2-22-110711	11/7/2011	<1.6	U		<1.8	U		<2.9	U		<2.6	U		<1.5	U		<16	U		0.47	J		<6.1	U		560			<1.8	U		<1.5	U	
		VMP-2-22-012612	1/26/2012	<3.4	U		<3.8	U		<5.9	U		<5.4	U		<3.2	U		<33	U		3.6		J	<13	U		1200		J	<3.8	U		<3.2	U	
		VMP-2-22-042712	4/27/2012	0.002	J		0.0012	J		<0.0062	U		<0.0056	U		0.0032	J		<0.034	U		0.0051			<0.013	U		0.031			0.0088			0.077		
		VMP-2-22-071612	7/16/2012	0.01			0.0077			<0.0073	U		<0.0066	U		0.028			<0.04	U		0.034			0.0058	J		0.04			0.065			0.29		
		VMP-2-22-102312	10/23/2012	<0.0063	U		<0.0072	U		<0.011	U		<0.01	U		0.014			<0.062	U		0.037			<0.024	U		0.13			<0.0072	U		0.003	J	
		VMP-2-22-013113	1/31/2013	<0.0058	U		<0.0066	J	U	<0.01	U		<0.0094	U		<0.0055	U		<0.057	U		0.00088	J		<0.022	U		0.0044	J		<0.0066	U		<0.0055	U	
	42 ft	VMP-2-42-013113	1/31/2013	<56	U		13	J		<100	U		<91	U		100			53	J		620			<210	U		14000			<64	U		35	J	

SEE LAST PAGE OF TABLE FOR NOTES

TABLE 5
CUMULATIVE SUMMARY OF SOIL VAPOR ANALYTICAL DETECTIONS AND SCREENING RESULTS: VILLAGE - VOCS

Location	Depth	Sample ID	Sample Date	Ethylbenzene 1400			4-Ethyltoluene			Freon 113			Freon 114			Heptane			Hexachlorobutadiene			Hexane			2-Hexanone (Methyl N-Butyl Ketone)			Isopentane			Isopropylbenzene (Cumene) 600			4-Methyl-2-pentanone (Methyl Isobutyl Ketone)		
				Result (mg/m^3)	Lab Quals	URS Quals	Result (mg/m^3)	Lab Quals	URS Quals	Result (mg/m^3)	Lab Quals	URS Quals	Result (mg/m^3)	Lab Quals	URS Quals	Result (mg/m^3)	Lab Quals	URS Quals	Result (mg/m^3)	Lab Quals	URS Quals	Result (mg/m^3)	Lab Quals	URS Quals	Result (mg/m^3)	Lab Quals	URS Quals	Result (mg/m^3)	Lab Quals	URS Quals	Result (mg/m^3)	Lab Quals	URS Quals	Result (mg/m^3)	Lab Quals	URS Quals
VMP-3	5 ft	VMP-3-5-090910	9/9/2010	<5.8	U		<6.5	U		<10	U		<9.3	U		4.8	J		<57	U		110			<22	U					<6.5	U		<5.4	U	
		VMP-3-5-112210	11/22/2010	<5.8	U		<6.6	U		<10	U		<9.4	U		<5.5	U		<57	U		150			<22	U					<6.6	U		<5.5	U	
		VMP-3-5-020911	2/9/2011	<2.6	U		<3	U		<4.6	U		<4.2	U		<2.5	U		<26	U		25			<9.9	U					<3	U		<2.5	U	
		VMP-3-5-041411	4/14/2011	<28	U		<32	U		<50	U		<45	U		<27	U		<280	U		240			<110	U		12000			<32	U		<27	U	
		VMP-3-5-080211	8/2/2011	0.0028	J		0.0019	J		<0.012	U		<0.011	U		0.0027	J		<0.066	U		0.022			0.0035	J		0.3			0.021			0.092		
		VMP-3-5-110811	11/8/2011	<0.0037	U		0.00043	J		<0.0066	U		<0.006	U		<0.0035	U		<0.036	U		<0.003	U		0.00045	J		0.0033	J		0.0039	J		0.021		
		VMP-3-5-110811-DUP	11/8/2011	<0.0038	U		0.00045	J		<0.0067	U		<0.0061	U		0.0023	J		<0.037	U		0.0025	J		0.00046	J		0.0044	J		0.0034	J		0.019		
		VMP-3-5-012712	1/27/2012	<1.9	U		<2.2	U		<3.4	U		<3	U		<1.8	U		<19	U		58			<7.2	U		1100			<2.2	U		<1.8	U	
		VMP-3-5-041912	4/19/2012	0.0074			0.0037	J		<0.0073	U		<0.0067	U		0.011			<0.041	U		0.009			<0.016	U		0.017			0.043			0.48		
		VMP-3-5-072712	7/27/2012	<0.0044	J	U	0.0028	J		<0.0077	U		<0.007	U		0.0029	J		<0.043	U		0.022			0.0036	J		0.009	J		0.015			0.059		
	10 ft	VMP-3-10	6/21/2010	<6.6	U		3.1	J		<12	U		<10	U		86			<65	U		1300			<25	U					2.8	J		<6.2	U	
		VMP-3-10-091010	9/10/2010	<18	U		<21	U		<32	U		<30	U		87			<180	U		1100			<70	U					5	J		<17	U	
		VMP-3-10-092010	9/20/2010	<13	U		<15	U		<24	U		<22	U		48			<130	U		660			<51	U					<15	U		<13	U	
		VMP-3-10-112210	11/22/2010	<5.7	U		<6.5	U		<10	U		<9.2	U		86			<56	U		1200			<22	U					7.8			<5.4	U	
		VMP-3-10-112210-Dup	11/22/2010	<8	U		<9	U		<14	U		<13	U		82			<78	U		1100			<30	U					5.4	J		<7.5	U	
		VMP-3-10-020811	2/8/2011	<8.4	U		<9.5	U		<15	U		<14	U		<8	U		<83	U		690			<32	U					<9.5	U		<7.9	U	
		VMP-3-10-041311	4/13/2011	<49	U		<55	U		<86	U		<79	U		<46	U		<480	U		560			<180	U		21000			<55	U		<46	U	
		VMP-3-10-080311	8/3/2011	<0.062	U		<0.07	U		<0.11	U		<0.099	U		<0.058	U		<0.6	U		0.1			<0.23	U		100	E	J	0.048	J		<0.058	U	
		VMP-3-10-110811	11/8/2011	<0.005	U		<0.0057	U		<0.0089	U		<0.0081	U		<0.0048	U		<0.05	U		0.0022	J		<0.019	J	U	0.96			0.0037	J		0.027		
		VMP-3-10-012712	1/27/2012	0.023	J		0.041	J		<0.064	U		<0.059	U		0.32			<0.36	U		1.7			<0.14	U		7.9			0.016	J		0.042		
		VMP-3-10-042012	4/20/2012	0.002	J		0.0013	J		<0.0066	U		<0.006	U		0.0039			<0.036	U		0.015			<0.014	U		0.068			0.013			0.12		
		VMP-3-10-072312	7/23/2012	<0.0044	U		0.00078	J		<0.0077	U		<0.007	U		<0.0041	U		<0.043	U		0.015			0.0053	J		0.15			0.0011	J		0.059		
		VMP-3-10-101812	10/18/2012	0.012			0.011			<0.012	U		<0.01	U		0.2			<0.065	U		0.46			<0.025	U		0.085			0.0017	J		0.024		
		VMP-3-10-020613	2/6/2013	<0.0061	U		<0.0069	U		<0.011	U		<0.0098	U		<0.0058	U		<0.06	U		<0.005	U		<0.023	U		<0.017	U		<0.0069	U		<0.0058	U	
	22 ft	VMP-3-22-092010	9/20/2010	9.4	J		7.7	J		<31	U		<28	U		130			<170	U		1500			<67	U					14	J		<17	U	
		VMP-3-22-112210	11/22/2010	<20	U		<23	U		<36	U		<32	U		140			<200	U		2000			<76	U					20	J		<19	U	
		VMP-3-22-020811	2/8/2011	3.6	J		<11	U		<18	U		<16	U		<9.4	U		<98	U		1400			<38	U					9.9	J		<9.4	U	
		VMP-3-22-041511	4/15/2011	<54	U		<61	U		<95	U		<87	U		50			<530	U		850			<200	U		24000			<61	U		<51	U	
		VMP-3-22-080611	8/6/2011	0.025	J		<0.097	U		<0.15	U		<0.14	U		0.51			<0.84	U		3			<0.32	U		24			0.059	J		0.15		
		VMP-3-22-110811	11/8/2011	<0.0038	U		<0.0043	J	U	<0.0067	U		<0.0061	U		<0.0036	U		<0.037	U		0.0014	J		<0.014	U		0.32			0.00078	J		0.0093		
		VMP-3-22-013012	1/30/2012	0.0087	J		<0.017	U		<0.027	U		<0.024	U		0.45			<0.15	U		1.2			<0.057	U		2.8			0.0065	J		0.046		
		VMP-3-22-042012	4/20/2012	0.0015	J		0.001	J		<0.0067	U		<0.0061	U		0.004			<0.037	U		0.012			<0.014	U		0.28			0.013			0.1		
		VMP-3-22-072312	7/23/2012	<0.0042	U		<0.0048	U		<0.0075	U		<0.0068	U		0.0012	J		<0.042	U		0.00096	J		<0.016	U		<0.012	U		0.0014	J		0.013		
		VMP-3-22-101812	10/18/2012	<0.0064	U		<0.0073	U		<0.011	U		<0.01	U		0.0078			<0.063	U		0.0042	J		<0.024	U		0.028			<0.0073	U		0.043		
		VMP-3-22-020613	2/6/2013	<0.0063	U		<0.0071	U		<0.011	U		<0.01	U		<0.0059	U		<0.062	U		0.0012	J		<0.024	U		0.0087	J		<0.0071	U		<0.0059	U	
	31.5 ft	VMP-3-31.5-090910	9/9/2010	57			53			<58	U		<53	U		1100			<320	U		25000			<120	U					<37	U		<31	U	
		VMP-3-31.5-112210	11/22/2010	50			17	J		<41	U		<37	U		1200			<230	U		20000			<87	U					<26	U		<22	U	
		VMP-3-31.5-020911	2/9/2011	33			<25	U		<39	U		<35	U		480			<220	U		6400			<83	U					<25	U		<21	U	
		VMP-3-31.5-041411	4/14/2011	<180	U		<200	U		<320	U		<290	U		510			<1800	U		9600			<680	U		52000			<200	U		<170	U	
		VMP-3-31.5-041411-DUP	4/14/2011	<180	U		<200	U		<320	U		<290	U		450			<1800	U		8800			<680	U		48000			<200	U		<170	U	
		VMP-3-31.5-080211	8/2/2011	<410	U		<460	U		<720	U		<660	U		860			<4000	U		18000			<1500	U		80000			<460	U		<380	U	
		VMP-3-31.5-080211-Dup	8/2/2011	<240	U		<270	U		<420	U		<380	U		1200			<2300	U		27000			<900	U		120000			<270	U		<220	U	
		VMP-3-31.5-110811	11/8/2011	<9.5	U		<11	U		<17	U		<15	U		55			<93	U		720			<36	U		3200			<11	U		<9	U	
		VMP-3-31.5-012712	1/27/2012	<60	U		<68	U		<110	U	J	<97	U		88		J	<590	U		1700		J	<230	U		16000		J	<68	U		<57	U	
		VMP-3-31.5-041912	4/19/2012	<100	U		<120	U		<180	U	J	<170	U		240		J	<1000	U		6500			<390	U		53000			<120	U		<98	U	
		VMP-3-31.5-041912-Dup	4/19/2012	<99	U		<110	U		<180	U	J	<160	U		180		J	<980	U		6600			<380	U		54000			<110	U		<94	U	
		VMP-3-31.5-072312	7/23/2012	<25	U		<28	U		<44	U		<40	U		<23	U		<240	U		620			<94	U		18000			<28	U		<23	U	
		VMP-3-31.5-101912	10/19/2012	<2	U		<2.3	U		<3.5	U		<3.2	U		<1.9	U		<20	U		14			<7.5	U		240			<2.3	U		<1.9	U	
		VMP-3-31.5-020713	2/7/2013	<11	U		<13	U		<20	U		<18	U		<10	U		<110	U		280			<42	U	UJ	4200			<13	U		<42	U	
	39.5 ft	VMP-3-39-101912	10/19/2012	31	J		<230	U		<350	U		<320	U		<190	U		<2000	U		1200			<750	U		19000			<230	U		<190	U	
		VMP-3-39-021213	2/12/2013	13	J		<65	U		<100	U		<92	U		<54	U		<560	U		2100			<220	U	UJ	18000			<65	U		<220	U	
VMP-4	5 ft	VMP-4-5-082510	8/25/2010	<0.31	U		0.061	J		<0.55	U		<0.5	U		1.7			<3.1	U		13			<1.2	U					0.048	J		<0.29	U	
		VMP-4-5-112210	11/22/2010	21			6.2	J		<21	U		<19	U		580			<110	U		1300			<44	U					6.6	J		<11	U	
		VMP-4-5-021411	2/14/2011	<0.68	U		<0.77	U		<1.2	U		<1.1	U		30			<6.7	U		88			<2.6	U					<0.77	U		<0.64	U	
		VMP-4-5-041911	4/19/2011	<31	U		<36	U		<56	U		<51	U		380			<310	U		1200			<120	U		11000			<36	U		<30	U	
		VMP-4-5-080311	8/3/2011	<0.068	U		<0.076	U		<0.12	U		<0.11	U		0.054	J		<0.66	U		0.6			0.0083	J		19	E	J	0.072	J		<0.064	U	
		VMP-4-5-110911	11/9/2011	0.00078	J		<0.0042	J	U	<0.0066	U		<0.006	U		0.0018	J		<0.036	U		0.0032			<0.014	U		0.04			0.0021	J		<0.0035	U	
		VMP-4-5-013012	1/30/2012	<0.19	U		<0.22	U		<0.34	U		<0.3	U		2.2		J	<1.9	U		12		J	<0.72	U		100		J	<0.22	U		<0.18	U	
		VMP-4-5-042512	4/25/2012	0.0082			0.0041	J		<0.0083	U		<0.0076	U		0.22			<0.046	U		0.58			0.004	J		0.43			0.054			0.22		
		VMP-4-5-072512	7/25/2012	0.021			0.0093			<0.0082	U		<0.0075	U		0.03			<0.046	U		0.012			0.0053	J		0.027			0.073			0.32		
		VMP-4-5-101812	10/18/2012	<0.0068	U		<0.0076	U		<0.012	U		<0.011	U		0.0018	J		<0.066	U		<0.0055	U		<0.025	U		0.0051	J		0.025			0.048		
		VMP-4-5-020713	2/7/2013	<0.0054	U		0.0024	J		<0.0095	U		<0.0086	U		<0.0051	U		<0.053	U		0.0017	J		<0.02	U		0.0088	J		<0.0061	U		<0.005	U	
	12 ft	VMP-4-12-082510	8/25/2010	7.8			3.6	J		<9.6	U		<8.8	U		420			<54	U		1200			<21	U					3.6	J		<5.2	U	
		VMP-4-12-112310	11/23/2010	1.7	J		4.7	J		<9.9	U		<9	U		240			<55	U		690			<21	U					<6.3	U		<5.3	U	
		VMP-4-12-021411	2/14/2011	<1.4	U		0.97	J		<2.5	U		<2.3	U		24			<14	U		160			<5.3	U					<1.6	U		<1.3	U	
		VMP-4-12-041911	4/19/2011	33			11	J		<48	U		<44	U		480			<270	U		1300			<100	U		11000			<31	U		<26	U	
		VMP-4-12-080311	8/3/2011	<3.1	U		<3.5	U		<5.5	U		<5	U		41			<31	U		170			<12	U		3100			<3.5	U		<2.9	U	
		VMP-4-12-080311-Dup	8/3/2011	<6.3	U		<7.1	U		<11	U		<10	U		36			<62	U		150			<24	U		3400			<7.1	U		<5.9	U	
		VMP-4-12-110911	11/9/2011	<0.95	U		<1.1	U		<1.7	U		<1.5	U		1.6			<9.3	U		11			<3.6	U		260			<1.1	U		<0.9	U	
		VMP-4-12-013012	1/30/2012	0.46	J		<2.2	U		<3.4	U		<3.1	U		95			<19	U		260			<7.3	U		980		J	<2.2	U		<1.8	U	
		VMP-4-12-041812	4/18/2012	0.0042	J		<0.0049	U		<0.0077	U		<0.007	U		0.0064			<0.043	U		0.011			<0.016	U		0.011	J		0.07			0.38		
		VMP-4-12-072312	7/23/2012	0.09			<0.024	U		<0.037	U		<0.034	U		0.48			<0.21	U		0.2			<0.08	U		0.25			0.036			0.13		
		VMP-4-12-101812	10/18/2012	0.019			0.0012	J		<0.012	U		<0.01	U		0.014			<0.065	U		0.0032	J		<0.025	U		0.019			0.0015	J		0.0038	J	
		VMP-4-12-101812-Dup	10/18/2012	0.023			0.0019	J		<0.012	U		<0.011	U		0.016			<0.066	U		0.0032	J		<0.025	U		0.012	J		0.0014	J		0.0044	J	
		VMP-4-12-020713	2/7/2013	<0.0058	U		0.007			<0.01	U		<0.0094	U		<0.0055	U		<0.057	U		<0.0047	U		<0.022	U		0.044			<0.0066	U		<0.0055	U	
		VMP-4-12-020713-DUP	2/7/2013	<0.006	U		<0.0068	J	U	<0.01	U		<0.0096	U		<0.0056	U		<0.059	U		0.0027	J		<0.023	U		0.045			<0.0068	U		<0.0056	U	
	23.5 ft	VMP - 4 - 23.5 - 083110	8/31/2010	960		J	230		J	<11	U		<10	U		4100		J	<62	U		13000		J	<24	U					38		J	<5.9	U	
		VMP-4-23.5-112310	11/23/2010	630			58	J		<110	U		<100	U		3900			<620	U		15000			<240	U					<72	U		<60	U	
		VMP-4-23.5-021411	2/14/2011	93		J	1.2	J	J	<4.1	U		<3.7	U		1700		J	<23	U		12000			<8.7	U					<2.6	U		<2.2	U	
		VMP-4-23.5-042011	4/20/2011	530			69	J		<260	U		<240	U		2900			<1400	U		13000			<1400	U		81000			<160	U		<1400	U	
		VMP-4-23.5-042011-DUP	4/20/2011	490			69	J		<260	U		<240	U		2800			<1400	U		13000			<1400	U		78000			<160	U		<1400	U	
		VMP-4-23.5-080611	8/6/2011	180			21			<11	U		<9.8	U		2200			<60	U		11000			<23	U		69000			6.6	J		<5.8	U	
		VMP-4-23.5-110911	11/9/2011	4	J		<21	U		<32	U		<29	U		740			<180	U		6200			<69	U		37000			<21	U		<17	U	
		VMP-4-23.5-013012	1/30/2012	140		J	<44	U		<68	U		<62	U		4700		J	<380	U		14000		J	<150	U		32000		J	<44	U		<37	U	
		VMP-4-23.5-013012-DUP	1/30/2012	52		J	<31	U		<48	U		<44	U		3200		J	<270	U		11000			<100	U		34000		J	<31	U		<26	U	
		VMP-4-23.5-041912	4/19/2012	16			<9.6	U		<15	U		<14	U		2400			<84	U		4800			<32	U		4700			<9.6	U		<8	U	
		VMP-4-23.5-072312	7/23/2012	110			15			<7.2	U		<6.6	U		1700			<40	U		1500			<15	U		1900			<4.6	U		<3.8	U	
		VMP-4-23.5-101812	10/18/2012	3.9	J		<5.1	U		<7.9	U		<7.2	U		65			<44	U		140			<17	U		320			<5.1	U		<4.2	U	
		VMP-4-23.5-020713	2/7/2013	<1.4	U		<1.6	U		<2.5	U		<2.3	U		<1.4	U		<14	U		82			<5.4	U	UJ	630			<1.6	U		<5.4	U	UJ
	39 ft	VMP-4-39-042111	4/21/2011	420			51	J		<320	U		<290	U		2700			<1800	U		13000			<1700	U		77000			<210	U		<1700	U	
		VMP-4-39-041912	4/19/2012	120			12			<7.7	U		<7	U		3200			<43	U		10000			<16	U		11000			3.4	J		<4.1	U	
		VMP-4-39-072312	7/23/2012	170		J	18		J	<12	U		<10	U		3800		J	<64	U		2700		J	<25	U		3000		J	<7.4	U		<6.2	U	
		VMP-4-39-101812	10/18/2012	110			<93	U		<140	U		<130	U		1400			<810	U		2200			<310	U		6400			<93	U		<78	U	
		VMP-4-39-101812-Dup	10/18/2012	100			<85	U		<130	U		<120	U		1400			<740	U		2200			<280	U		6400			<85	U		<71	U	
		VMP-4-39-020713	2/7/2013	450			58			<21	U		<19	U		2300			<110	U		4500			<44	U	UJ	5300			5.5	J		<44	U	UJ

SEE LAST PAGE OF TABLE FOR NOTES

TABLE 5
CUMULATIVE SUMMARY OF SOIL VAPOR ANALYTICAL DETECTIONS AND SCREENING RESULTS: VILLAGE - VOCS

Location	Depth	Sample ID	Sample Date	Ethylbenzene 1400			4-Ethyltoluene			Freon 113			Freon 114			Heptane			Hexachlorobutadiene			Hexane			2-Hexanone (Methyl N-Butyl Ketone)			Isopentane			Isopropylbenzene (Cumene) 600			4-Methyl-2-pentanone (Methyl Isobutyl Ketone)		
				Result (mg/m^3)	Lab Quals	URS Quals	Result (mg/m^3)	Lab Quals	URS Quals	Result (mg/m^3)	Lab Quals	URS Quals	Result (mg/m^3)	Lab Quals	URS Quals	Result (mg/m^3)	Lab Quals	URS Quals	Result (mg/m^3)	Lab Quals	URS Quals	Result (mg/m^3)	Lab Quals	URS Quals	Result (mg/m^3)	Lab Quals	URS Quals	Result (mg/m^3)	Lab Quals	URS Quals	Result (mg/m^3)	Lab Quals	URS Quals	Result (mg/m^3)	Lab Quals	URS Quals
VMP-5	5 ft	VMP-5-5-090910	9/9/2010	<11	U		20			<20	U		<18	U		140			<110	U		1500			<43	U					<13	U		<11	U	
		VMP-5-5-112210	11/22/2010	<2.8	U		<3.2	U		<4.9	U		<4.5	U		120			<28	U		1400			<10	U					<3.2	U		<2.6	U	
		VMP-5-5-021611	2/16/2011	0.0041	J	J	<0.02	U		<0.032	U		<0.029	U		<0.017	U		<0.18	U		<0.014	U		<0.067	U					<0.02	U		<0.017	U	
		VMP-5-5-042111	4/21/2011	<0.057	U		<0.065	U		<0.1	U		<0.092	U		<0.054	U		<0.56	U		0.035	J		<0.54	U		0.25			<0.065	U		<0.54	U	
		VMP-5-5-080511	8/5/2011	0.0032	J		0.0022	J		<0.0096	U		<0.0088	U		0.047			<0.054	U		0.083			<0.021	U		0.32			0.01			0.072		
		VMP-5-5-111111	11/11/2011	0.002	J		0.0024	J		<0.0071	U		<0.0065	U		0.23			<0.04	U		0.11			<0.015	U		0.24			0.025			0.021		
		VMP-5-5-013012	1/30/2012	0.036	J		0.02	J		<0.072	U		<0.065	U		0.1			<0.4	U		0.63			<0.15	U		4.9			0.0069	J		0.028	J	
		VMP-5-5-041112	4/11/2012	0.0041			0.0019	J		0.0018	J		<0.0064	U		0.0028	J		<0.039	U		0.0019	J		<0.015	U		0.0036	J		0.03			0.17		
		VMP-5-5-071312	7/13/2012	<0.0044	J	U	0.0023	J		<0.0078	U		<0.0071	U		0.0029	J		<0.043	U		<0.0036	J	U	<0.017	U		0.0069	J		<0.005	J	U	<0.0048		U
		VMP-5-5-101212	10/12/2012	<0.0055	U		<0.0062	U		<0.0096	U		<0.0088	U		<0.0052	U		<0.054	U		0.0019	J		<0.021	U		0.0062	J		<0.0062	U		<0.0052	U	
		VMP-5-5-012513	1/25/2013	<0.0057	U		<0.0065	U		<0.01	U		<0.0092	U		<0.0054	U		<0.056	U		<0.0046	U		<0.022	U		0.0029	J		<0.0065	U		<0.0054	U	
	12.5 ft	VMP-5-12.5-090910	9/9/2010	<5.7	U		9.2			<10	U		<9.2	U		120			<56	U		1300			<22	U					<5.4	U		<6.5	U	
		VMP-5-12.5-112310	11/23/2010	0.1	J		<0.32	U		<0.5	U		<0.46	U		<0.27	U		<2.8	U		15			<1.1	U					<0.32	U		<0.27	U	
		VMP-5-12.5-021611	2/16/2011	<0.86	U		<0.98	U		<1.5	U		<1.4	U		5.8			<8.5	U		110			<3.2	U					<0.98	U		<0.81	U	
		VMP-5-12.5-042111	4/21/2011	<0.061	U		<0.069	U		<0.11	U		<0.098	U		<0.058	U		<0.6	U		0.03	J		<0.58	U		0.2			<0.069	U		<0.58	U	
		VMP-5-12.5-080611	8/6/2011	<5.4	U		<6.1	U		<9.5	U		<8.7	U		27			<53	U		340			<20	U		10000			<6.1	U		<5.1	U	
		VMP-5-12.5-111111	11/11/2011	0.001	J		0.00067	J		<0.0067	U		<0.0062	U		0.0024	J		<0.038	U		0.0018	J		<0.014	U		0.0029	J		0.0024	J		0.022		
		VMP-5-12.5-013012	1/30/2012	0.0032	J		0.0024	J		<0.022	U		<0.02	U		0.035			<0.12	U		0.18			<0.047	U		1.5			0.0043	J		0.02		
		VMP-5-12.5-041112	4/11/2012	0.0026	J		0.0015	J		<0.0067	U		<0.0061	U		0.0027	J		<0.037	U		0.0053			<0.014	U		0.13			0.022			0.14		
		VMP-5-12.5-071212	7/12/2012	0.0043			0.012			<0.0079	U		<0.0072	U		0.0017	J		<0.044	U		0.0012	J		<0.017	U		0.0047	J		<0.0051	U		<0.0042	J	U
		VMP-5-12.5-101112	10/11/2012	<0.011	U		<0.012	U		<0.019	U		<0.017	U		<0.01	U		<0.1	U		0.0016	J		<0.04	UJ	UJ	0.011	J		<0.012	U		0.0033	J	
		VMP-5-12.5-012413	1/24/2013	<0.0056	U		<0.0063	U		<0.0099	U		<0.009	U		<0.0053	U		<0.055	U		<0.0045	U		<0.021	U		0.0021	J		<0.0063	U		<0.0053	U	
	31 ft	VMP-5-31-090910	9/9/2010	<24	U		<27	U		<42	U		<38	U		1300			<230	U		7700			<90	U					<27	U		<22	U	
		VMP-5-31-112310	11/23/2010	<15	U		<17	U		<26	U		<24	U		1700			<150	U		8200			<57	U					<17	U		<14	U	
		VMP-5-31-021611	2/16/2011	<6	U		<6.8	U		<10	U		<9.6	U		950			<59	U		5600			<23	U					<6.8	U		<5.6	U	
		VMP-5-31-042111	4/21/2011	<89	U		<100	U		<160	U		<140	U		900			<880	U		6200			<840	U		44000			<100	U		<840	U	
		VMP-5-31-080611	8/6/2011	<50	U		<57	U		<89	U		<81	U		780			<490	U		5800			<190	U		43000			<57	U		<48	U	
		VMP-5-31-111111	11/11/2011	<25	U		<29	U		<45	U		<41	U		220			<250	U		2200			<96	U		24000			<29	U		<24	U	
		VMP-5-31-013012	1/30/2012	<13	U		<15	U		<23	U		<21	U		82			<130	U		740			<49	U		13000		J	<15	U		<12	U	
		VMP-5-31-041112	4/11/2012	<0.041	U		<0.047	U		<0.073	U		<0.067	U		0.062			<0.41	U		0.32			<0.16	U		12			0.016	J		0.088		
		VMP-5-31-071212	7/12/2012	<0.0044	U		<0.0049	J	U	<0.0077	U		<0.007	U		0.017			<0.043	U		0.057			<0.016	U		0.47			<0.0049	J	U	0.016		
		VMP-5-31-101112	10/11/2012	<0.0061	U		<0.0069	U		<0.011	U		<0.0098	U		0.0039	J		<0.06	U		0.015			<0.023	UJ	UJ	0.13			<0.0069	U		<0.0058	U	
		VMP-5-31-012413	1/24/2013	<0.061	U		<0.069	U		<0.11	U		<0.098	U		<0.057	U		<0.6	U		0.036	J		<0.23	U		0.19			<0.069	U		<0.057	U	
	40 ft	VMP-5-40-042111	4/21/2011	<94	U		<100	U		<160	U		<150	U		730			<920	U		4900			<880	U		35000			<100	U		<880	U	
		VMP-5-40-013012	1/30/2012	<27	U		<31	U		<48	U		<44	U		53			<270	U		560			<100	U		12000		J	<31	U		<26	U	
		VMP-5-40-041212	4/12/2012	0.0073	J		0.0078	J		<0.072	U		<0.065	U		0.21			<0.4	U		1.5			<0.15	U		100			0.044	J		0.23		
		VMP-5-40-071212	7/12/2012	<0.044	U		<0.049	U		<0.077	U		<0.07	U		<0.041	U		<0.43	U		0.02	J		<0.16	U		7.6			<0.049	U		<0.041	U	
		VMP-5-40-101112	10/11/2012	<0.0064	U		<0.0073	U		<0.011	U		<0.01	U		0.0031	J		<0.063	U		0.0076			<0.024	U	UJ	1.2			0.0017	J		0.014		
		VMP-5-40-012513	1/25/2013	<0.019	U		<0.021	U		<0.033	U		<0.03	U		0.01	J		<0.18	U		0.026			<0.07	U		0.7			<0.021	U		<0.018	U	
		VMP-5-40-012513-Dup	1/25/2013	<0.018	U		<0.021	U		<0.032	U		<0.029	U		<0.017	U		<0.18	U		0.013	J		<0.069	U		0.53			<0.021	U		<0.017	U	
VMP-6	5 ft	VMP-6-5-090810	9/8/2010	<0.96	U		1	J		<1.7	U		<1.5	U		43			<9.4	U		130			<3.6	U					<1.1	U		<0.9	U	
		VMP-6-5-111610	11/16/2010	5.5	J		<6.8	U		<10	U		<9.6	U		600			<59	U		1100			<23	U					4.2	J		<5.6	U	
		VMP-6-5-020711	2/7/2011	0.013			0.0071	J		<0.0091	U		<0.0083	U		0.03			<0.051	U		0.022			<0.019	U					0.0024	J		<0.0049	U	
		VMP-6-5-040811	4/8/2011	<0.011	U		<0.013	U		<0.02	U		<0.018	U		<0.011	U		<0.11	U		<0.00091	U		<0.042	U		0.44			<0.013	U		<0.011	U	
		VMP-6-5-080411	8/4/2011	0.1	J		<0.33	U		<0.51	U		<0.47	U		3.7			<2.8	U		32			<1.1	U		250			<0.33	U		<0.27	U	
		VMP-6-5-110911	11/9/2011	0.075			0.025			<0.0062	U		<0.0056	U		0.045			<0.034	U		0.055			<0.013	U		0.065			0.014			0.022		
		VMP-6-5-013112	1/31/2012	0.0078	J		0.0065	J		<0.073	U		<0.066	U		0.43			<0.4	U		1.3			<0.16	U		5.6			0.0092	J		0.068		
		VMP-6-5-041212	4/12/2012	0.0019	J		<0.0049	U		<0.0077	U		<0.007	U		0.009			<0.043	U		0.0094			<0.016	U		0.0076	J		<0.0049	U		<0.0041	U	
		VMP-6-5-071612	7/16/2012	<0.0044	J	U	0.0019	J		<0.0077	U		<0.007	U		0.0025	J		<0.043	U		0.0037			<0.016	U		<0.012	U		<0.0049	J	U	0.0029	J	
		VMP-6-5-101012	10/10/2012	<0.006	U		<0.0068	U		<0.01	U		<0.0096	U		<0.0056	U		<0.059	U		<0.0049	U		<0.023	UJ	UJ	0.0025	J		<0.0068	U		<0.0056	U	
		VMP-6-5-021213	2/12/2013	<0.0054	U		<0.0061	J	U	<0.0095	U		<0.0086	U		0.0019	J		<0.053	U		0.015			<0.02	U		0.12			<0.0061	U		0.0018	J	
	10 ft	VMP-6-10-090810	9/8/2010	0.68	J	J	0.9	J	J	<1.8	U		<1.7	U		160		J	<10	U		400		J	<3.9	U					0.54	J	J	<0.97	U	
		VMP-6-10-111710	11/17/2010	0.0014	J		<0.0063	U		<0.0099	U		<0.009	U		0.0043	J		<0.055	U		0.013			<0.021	U					<0.0063	U		<0.0053	U	
		VMP-6-10-020711	2/7/2011	<0.0055	U		<0.0062	U		<0.0096	U		<0.0088	U		0.0018	J		<0.054	U		0.0038	J		<0.021	U					<0.0062	U		<0.0052	U	
		VMP-6-10-040811	4/8/2011	0.028	J		<0.15	U		<0.23	U		<0.21	U		<0.12	U		<1.3	U		<0.11	U		<0.5	U		<0.36	U		<0.15	U		<0.12	U	
		VMP-6-10-080411	8/4/2011	0.18	J		<1	U		<1.6	U		<1.5	U		76			<9.1	U		210			<3.5	U		770			<1	U		<0.88	U	
		VMP-6-10-111011	11/10/2011	<0.0036	U		<0.0041	U		<0.0064	U		<0.0059	U		0.0016	J		<0.036	U		0.0081			<0.014	U		0.062			0.0018	J		0.022		
		VMP-6-10-013112	1/31/2012	<0.65	U		<0.73	U		<1.1	U		<1	U		24		J	<6.4	U		98		J	<2.4	U		220		J	<0.73	U		<0.61	U	
		VMP-6-10-041212	4/12/2012	0.0024	J		0.0015	J		<0.0075	U		<0.0068	U		0.0064			<0.042	U		0.0068			<0.016	U		0.005	J		<0.0048	J	U	<0.004	U	
		VMP-6-10-071612	7/16/2012	<0.0057	J	U	0.0015	J		<0.01	U		<0.0092	U		<0.0054	J	U	<0.056	U		0.0027	J		<0.022	U		0.0043	J		<0.0065	J	U	0.0076		
		VMP-6-10-101112	10/11/2012	<0.0063	U		<0.0071	U		<0.011	U		<0.01	U		0.0026	J		<0.062	U		0.0022	J		<0.024	UJ	UJ	0.0057	J		<0.0071	U		<0.0059	U	
		VMP-6-10-020513	2/5/2013	<0.006	U		<0.0068	U		<0.01	U		<0.0096	U		<0.0056	U		<0.059	U		0.0014	J		<0.023	U		0.0032	J		<0.0068	U		<0.0056	U	
	31.5 ft	VMP-6-31.5-090810	9/8/2010	160			16			<12	U		<11	U		1900			<69	U		3200			<26	U					19			<6.6	U	
		VMP-6-31.5-111710	11/17/2010	150			13			<19	U		<18	U		2200			<110	U		3400			<41	U					19			<10	U	
		VMP-6-31.5-020711	2/7/2011	180			23			<18	U		<17	U		1900			<100	U		3000			<40	U					26			<9.9	U	
		VMP-6-31.5-041111	4/11/2011	84			9.4			<14	U		<13	U		1100			<80	U		2200			<31	U		1700			10			<7.7	U	
		VMP-6-31.5-080411	8/4/2011	20			<6.8	U		<11	U		<9.7	U		1000			<59	U		2000			<23	U		1700			2	J		<5.7	U	
		VMP-6-31.5-111011	11/10/2011	2.7	J		<10	U		<16	U		<15	U		570			<91	U		1500			<35	U		2000			<10	U		<8.8	U	
		VMP-6-31.5-013112	1/31/2012	8.3		J	<4.2	U		<6.6	U		<6	U		680		J	<36	U		1400		J	<14	U		1300		J	<4.2	U		<3.5	U	
		VMP-6-31.5-041212	4/12/2012	0.38	J		<0.56	U		<0.88	U		<0.8	U		8.6			<4.9	U		19			<1.9	U		68			0.16	J		<0.47	U	
		VMP-6-31.5-071612	7/16/2012	<0.0078	J	U	0.0058	J		<0.014	U		<0.013	U		<0.0074	U		<0.077	U		0.019			<0.03	U		0.06			<0.0089	J	U	0.0055	J	
		VMP-6-31.5-101112	10/11/2012	<0.0061	U		<0.0069	U		<0.011	U		<0.0098	U		<0.0058	U		<0.06	U		0.0017	J		<0.023	UJ	UJ	0.0094	J		<0.0069	U		0.0024	J	
		VMP-6-31.5-020513	2/5/2013	<0.0056	U		<0.0063	U		<0.0099	U		<0.009	U		<0.0053	U		<0.055	U		0.00091	J		<0.021	U		0.008	J		<0.0063	U		<0.0053	U	
	39 ft	VMP-6-39-041111	4/11/2011	120			14			<17	U		<16	U		1200			<95	U		2300			<37	U		1700			12			<9.2	U	
		VMP-6-39-013112	1/31/2012	19		J	<4.2	U		<6.6	U		<6	U		800			<36	U		1700		J	<14	U		1600		J	1.4	J	J	<3.5	U	
		VMP-6-39-041212	4/12/2012	7.1			<0.41	U		<0.64	U		<0.59	U		21			<3.6	U		52			<1.4	U		100			0.6			<0.34	U	
		VMP-6-39-071612	7/16/2012	0.0038	J		<0.019	U		<0.03	U		<0.028	U		<0.016	U		<0.17	U		0.034			<0.064	U		0.098			0.0029	J		<0.016	U	
		VMP-6-39-071612-Dup	7/16/2012	<0.017	U		<0.02	U		<0.03	U		<0.028	U		<0.016	U		<0.17	U		0.033			<0.065	U		0.11			<0.02	U		<0.016	U	
		VMP-6-39-101112	10/11/2012	<0.012	U		<0.013	U		<0.021	U		<0.019	U		<0.011	U		<0.11	U		0.0021	J		<0.044	UJ	UJ	0.0059	J		<0.013	U		<0.011	U	
		VMP-6-39-020513	2/5/2013	0.034			0.012			<0.01	U		<0.0092	U		0.027			<0.056	U		0.0051			<0.022	U		0.0082	J		0.0056	J		<0.0054	U	

SEE LAST PAGE OF TABLE FOR NOTES

TABLE 5
CUMULATIVE SUMMARY OF SOIL VAPOR ANALYTICAL DETECTIONS AND SCREENING RESULTS: VILLAGE - VOCS

Location	Depth	Sample ID	Sample Date	Ethylbenzene 1400			4-Ethyltoluene			Freon 113			Freon 114			Heptane			Hexachlorobutadiene			Hexane			2-Hexanone (Methyl N-Butyl Ketone)			Isopentane			Isopropylbenzene (Cumene) 600			4-Methyl-2-pentanone (Methyl Isobutyl Ketone)		
				Result (mg/m^3)	Lab Quals	URS Quals	Result (mg/m^3)	Lab Quals	URS Quals	Result (mg/m^3)	Lab Quals	URS Quals	Result (mg/m^3)	Lab Quals	URS Quals	Result (mg/m^3)	Lab Quals	URS Quals	Result (mg/m^3)	Lab Quals	URS Quals	Result (mg/m^3)	Lab Quals	URS Quals	Result (mg/m^3)	Lab Quals	URS Quals	Result (mg/m^3)	Lab Quals	URS Quals	Result (mg/m^3)	Lab Quals	URS Quals	Result (mg/m^3)	Lab Quals	URS Quals
VMP-7	5 ft	VMP-7-5-082610	8/26/2010	<0.0057	U		<0.0065	U		<0.01	U		<0.0092	U		0.0044	J		<0.056	U		0.016			<0.022	U					<0.0065	U		<0.0054	U	
		VMP-7-5-111910	11/19/2010	0.00077	J		<0.0058	U		<0.0091	U		<0.0083	U		0.0039	J		<0.051	U		0.0047			<0.019	U					<0.0058	U		<0.0049	U	
		VMP-7-5-020711	2/7/2011	<0.0056	U		<0.0063	U		<0.0099	U		<0.009	U		0.0041	J		<0.055	U		0.0024	J		<0.021	U					<0.0063	U		<0.0053	U	
		VMP-7-5-040711	4/7/2011	<0.0079	U		<0.0089	U		<0.014	U		<0.013	U		0.0074			<0.078	U		0.016			<0.03	U		0.019	J		<0.0089	U		<0.0074	U	
		VMP-7-5-080211	8/2/2011	<0.78	U		<0.89	U		<1.4	U		<1.3	U		4.5			<7.7	U		12			<3	U		520			<0.89	U		<0.74	U	
		VMP-7-5-111011	11/10/2011	<0.0037	U		<0.0042	U		<0.0066	U		<0.006	U		<0.0035	U		<0.036	U		<0.003	U		<0.014	U		<0.01	U		0.0018	J		0.0099		
		VMP-7-5-111011-DUP	11/10/2011	<0.0035	U		<0.004	U		<0.0062	U		<0.0056	U		<0.0033	U		<0.034	U		<0.0028	U		<0.013	U		0.0076	J		0.0016	J		0.0084		
		VMP-7-5-013112	1/31/2012	0.0012	J		<0.0043	J	U	<0.0067	U		<0.0061	U		0.00073	J		<0.037	U		<0.0031	J	U	0.00059	J		<0.01	U		0.0027	J		0.017		
		VMP-7-5-041212	4/12/2012	0.0046			0.0025	J		<0.0073	U		<0.0066	U		0.0078			<0.04	U		0.0046			<0.016	U		0.0049	J		0.04			0.11		
		VMP-7-5-073112	7/31/2012	0.0038	J		<0.012	U		<0.019	U		<0.017	U		<0.01	U		<0.1	U		0.0031	J		<0.04	U		0.1			0.037	U		0.12		
		VMP-7-5-101012	10/10/2012	<0.0064	U		<0.0073	U		<0.011	U		<0.01	U		<0.0061	U		<0.063	U		0.0012	J		<0.024	U		<0.017	U		<0.0073	U		<0.0061	U	
	13.5 ft	VMP-7-13.5-082610	8/26/2010	<0.12	U		<0.14	U		<0.22	U		<0.2	U		<0.12	U		<1.2	U		0.035	J		<0.47	U					0.015	J		<0.12	U	
		VMP-7-13.5-111910	11/19/2010	<0.87	U		<0.99	U		<1.5	U		<1.4	U	J	4.9		J	<8.6	U		8.9		J	<3.3	U					<0.99	U		<0.82	U	
		VMP-7-13.5-020711	2/7/2011	<0.0054	U		<0.0061	U		<0.0095	U		<0.0086	U		0.0011	J		<0.053	U		0.0013	J		<0.02	U					<0.0061	U		<0.005	U	
		VMP-7-13.5-040711	4/7/2011	<0.0094	U		<0.011	U		<0.016	U		<0.015	U		0.0064	J		<0.092	U		0.022			<0.035	U		0.024	J		<0.011	U		<0.0088	U	
		VMP-7-13.5-080311	8/3/2011	<1	U		<1.2	U		<1.8	U		<1.7	U		<0.99	U		<10	U		2.7			<3.9	U		310			<1.2	U		<0.99	U	
		VMP-7-13.5-111011	11/10/2011	0.013			0.0037	J		<0.006	U		<0.0055	U		0.026			<0.034	U		0.012			<0.013	U		0.8			0.0083			0.022		
		VMP-7-13.5-013112	1/31/2012	<0.049	U		<0.055	U		<0.086	U		<0.078	U		<0.046	U		<0.48	U		1.1		J	<0.18	U		7.2		J	<0.055	U		<0.046	U	
		VMP-7-13.5-013112-DUP	1/31/2012	<0.05	U		<0.056	U		<0.088	U		<0.08	U		<0.047	U		<0.49	U		1		J	<0.19	U		6.9		J	<0.056	U		<0.047	U	
		VMP-7-13.5-041212	4/12/2012	0.0026	J		0.0016	J		<0.007	U		<0.0064	U		0.015			<0.039	U		0.022			<0.015	U		0.026		J	0.024			0.033		
		VMP-7-13.5-041212-DUP	4/12/2012	0.0028	J		0.0015	J		<0.0074	U		<0.0067	U		0.0086			<0.041	U		0.011			<0.016	U		0.49		J	0.026			0.036		
		VMP-7-13.5-072012	7/20/2012	0.003	J		0.001	J		<0.0072	U		<0.0065	U		0.0063			<0.04	U		0.00095	J		0.0013	J		<0.011	U		0.033			0.13		
		VMP-7-13.5-101012	10/10/2012	<0.006	U		<0.0068	U		<0.01	U		<0.0096	U		0.0027	J		<0.059	U		0.0035	J		<0.023	U		0.0033	J		<0.0068	U		<0.0056	U	
		VMP-7-13.5-021313	2/13/2013	<0.006	U		<0.0068	U		<0.01	U		<0.0096	U		<0.0056	U		<0.059	U		0.0012	J		<0.023	U		0.0018	J		<0.0068	U		<0.0056	U	
	29.5 ft	VMP-7-29.5-083110	8/31/2010	<1.8	U		<2	U		<3.2	U		<2.9	U		420		J	<18	U		420		J	<6.7	U					6		J	<1.7	U	
		VMP-7-29.5-111910	11/19/2010	<2.7	U		<3	U		<4.8	U		<4.3	U		300		J	<26	U		270			<10	U					4.8		J	<2.5	U	
		VMP-7-29.5-020711	2/7/2011	<2.8	U		0.77	J		<4.9	U		<4.5	U		350			<28	U		320			<10	U					10			<2.6	U	
		VMP-7-29.5-040711	4/7/2011	<0.68	U		0.23	J	J	<1.2	U		<1.1	U		220		J	<6.7	U		190		J	<2.6	U		380		J	3.4		J	<0.64	U	
		VMP-7-29.5-080311	8/3/2011	<1.6	U		<1.8	U		<2.8	U		<2.6	U		350			<16	U		360			<6.1	U		850			1.6	J		<1.5	U	
		VMP-7-29.5-111111	11/11/2011	2.7	J		1.6	J		<5.6	U		<5.1	U		110			<31	U		130			<12	U		500			<3.6	U		<3	U	
		VMP-7-29.5-020112	2/1/2012	<0.63	U		<0.72	U		<1.1	U		<1	U		150		J	<6.2	U		160		J	<2.4	U		360		J	0.54	J	J	<0.6	U	
		VMP-7-29.5-041312	4/13/2012	0.0017	J		0.0051			<0.007	U		<0.0064	U		0.012			<0.039	U		0.02			<0.015	U		0.21			0.018			0.024		
		VMP-7-29.5-072012	7/20/2012	0.0031	J		0.00088	J		<0.0072	U		<0.0065	U		0.0043			<0.04	U		0.005			<0.015	U		<0.011	U		0.0052			0.025		
		VMP-7-29.5-072012-Dup	7/20/2012	0.003	J		0.00093	J		<0.0072	U		<0.0065	U		0.0036	J		<0.04	U		0.0048			<0.015	U		<0.011	U		0.0061			0.027		
		VMP-7-29.5-101012	10/10/2012	<0.0063	U		<0.0071	U		<0.011	U		<0.01	U		<0.0059	U		<0.062	U		0.0029	J		<0.024	UJ	UJ	0.0057	J		<0.0071	U		<0.0059	U	
	38 ft	VMP-7-38-020711	2/7/2011	<3.8	U		<4.2	U		<6.6	U		<6	U		210			<37	U		280			<14	U					6.8			<3.5	U	
		VMP-7-38-040711	4/7/2011	<0.96	U		<1.1	U		<1.7	U		<1.5	U		110		J	<9.4	U		150		J	<3.6	U		500		J	0.56	J	J	<0.9	U	
		VMP-7-38-020112	2/1/2012	<0.91	U		<1	U		<1.6	U		<1.5	U		180		J	<9	U		180		J	<3.4	U		390		J	0.55	J	J	<0.86	U	
		VMP-7-38-042512	4/25/2012	0.0051			0.002	J		<0.007	U		<0.0064	U		0.0096			<0.039	U		0.018		J	<0.015	U		0.043			0.019			0.047		
		VMP-7-38-042512-Dup	4/25/2012	0.0036	J		<0.0045	U		<0.007	U		<0.0064	U		0.01			<0.039	U		0.024		J	<0.015	U		0.058			0.02			0.047		
		VMP-7-38-101112	10/11/2012	<0.0058	U		<0.0066	U		<0.01	U		<0.0094	U		<0.0055	U		<0.057	U		0.0017	J		<0.022	UJ	UJ	0.0033	J		<0.0066	U		0.003	J	
VMP-8	5 ft	VMP-8-5-083010	8/30/2010	<0.0058	U		0.0014	J		0.0019	J		<0.0094	U		0.0019	J		<0.057	U		0.0032	J		0.0029	J					<0.0066	U		<0.0055	U	
		VMP-8-5-111810	11/17/2010	<0.005	J	U	<0.0057	U		0.0017	J		<0.0081	U		0.0025	J		<0.05	U		0.0019	J		<0.019	U					<0.0057	U		<0.0048	U	
		VMP-8-5-021011	2/10/2011	<0.0054	U		<0.0061	U		<0.0095	U		<0.0086	U		<0.0051	U		<0.053	U		0.0011	J		<0.02	U					<0.0061	U		<0.005	U	
		VMP-8-5-040711	4/7/2011	<0.006	U		<0.0068	U		<0.01	U		<0.0096	U		<0.0056	U		<0.059	U		<0.0049	U		<0.023	U		0.0037	J		<0.0068	U		<0.0056	U	
		VMP-8-5-072711	7/27/2011	0.0026	J		0.0033	J		<0.011	U		<0.01	U		0.0021	J		<0.063	U		0.0026	J		0.0054	J		<0.017	U		0.05			0.24		
		VMP-8-5-110311	11/3/2011	0.0033	J		0.00052	J		<0.0066	U		<0.006	U		0.0026	J		<0.036	U		0.0033			0.0006	J		0.017			0.0028	J		0.015		
		VMP-8-5-012312	1/23/2012	0.00052	J		0.00067	J		<0.0081	U		<0.0074	U		0.0016	J		<0.045	U		0.0024	J		<0.017	U		0.0092	J		0.003	J		0.058		
		VMP-8-5-041012	4/10/2012	0.0034	J		0.0014	J		<0.0073	U		<0.0067	U		0.0064			<0.041	U		0.0073			<0.016	U		0.063			0.0017	J		<0.0039	U	
		VMP-8-5-071312	7/13/2012	<0.0035	U		<0.004	J	U	<0.0062	U		<0.0056	U		<0.0033	U		<0.034	U		0.00072	J		<0.013	J	U	0.0022	J		<0.004	U		<0.0033	J	U
		VMP-8-5-073112	7/31/2012	0.0044			0.00067	J		<0.0079	U		<0.0072	U		0.011			<0.044	U		0.002	J		0.0025	J		0.011	J		0.057			0.2		
		VMP-8-5-100412	10/4/2012	<0.006	U		<0.0068	U		<0.01	U		<0.0096	U		0.0019	J		0.0076	J		0.0026	J		<0.023	U		0.0031	J		<0.0068	U		<0.0056	U	
		VMP-8-5-100412-Dup	10/4/2012	<0.0057	U		<0.0065	U		<0.01	U		<0.0092	U		0.0019	J		<0.056	U		0.003	J		<0.022	U		0.0028	J		<0.0065	U		<0.0054	U	
		VMP-8-5-012413	1/24/2013	<0.0058	U		<0.0066	U		<0.01	U		<0.0094	U		<0.0055	U		<0.057	U		<0.0047	U		<0.022	U		<0.016	U		<0.0066	U		0.0028	J	
	9.5 ft	VMP-8-9.5	11/10/2009	<0.004	U		<0.005	U		<0.008	U		<0.007	U		0.0046			<0.048	U		0.0042			<0.018	U					<0.005	U		<0.004	U	
		VMP-8-9.5-083010	8/30/2010	<0.0052	U		0.0011	J		0.0011	J		<0.0084	U		0.0017	J		<0.052	U		0.0055			0.0013	J					<0.0059	U		<0.005	U	
		VMP-8-9.5-083010-DUP	8/30/2010	<0.0054	U		<0.0061	U		0.001	J		<0.0086	U		0.0016	J		<0.053	U		0.0034	J		0.0017	J					<0.0061	U		<0.005	U	
		VMP-8-9.5-111810	11/17/2010	<0.0052	J	U	<0.0059	U		0.0018	J		<0.0084	U		<0.005	U		<0.052	U		0.0017	J		<0.02	U					<0.0059	U		<0.005	U	
		VMP-8-9.5-021011	2/10/2011	<0.0055	U		<0.0062	U		<0.0096	U		<0.0088	U		<0.0052	U		<0.054	U		<0.0044	U		<0.021	U					<0.0062	U		<0.0052	U	
		VMP-8-9.5-040711	4/7/2011	<0.006	U		<0.0068	U		<0.01	U		<0.0096	U		<0.0056	U		<0.059	U		0.0012	J		<0.023	U		0.0031	J		<0.0068	U		<0.0056	U	
		VMP-8-9.5-072711	7/27/2011	0.0028	J		0.0032	J		<0.0082	U		<0.0074	U		0.0039	J		<0.045	U		0.0048			0.0048	J		0.02			0.045			0.13		
		VMP-8-9.5-110311	11/3/2011	0.0044			0.0011	J		<0.0064	U		<0.0059	U		0.0021	J		<0.036	U		0.0018	J		0.00037	J		0.011			0.0014	J		0.0088		
		VMP-8-9.5-012312	1/23/2012	0.0014	J		0.00079	J		<0.0078	U		<0.0071	U		0.005			<0.043	U		0.0064			<0.017	U		0.019			0.0026	J		0.0061		
		VMP-8-9.5-041012	4/10/2012	0.00077	J		<0.0047	U		<0.0073	U		<0.0067	U		0.002	J		<0.041	U		0.012			<0.016	U		0.051			<0.0047	U		<0.0039	U	
		VMP-8-9.5-071312	7/13/2012	<0.004	U		<0.0046	U		<0.0072	U		<0.0065	U		<0.0038	U		<0.04	U		<0.0033	U		<0.015	U		<0.011	U		<0.0046	U		<0.0038	U	
		VMP-8-9.5-071312-Dup	7/13/2012	<0.0039	U		<0.0044	U		<0.0068	U		<0.0062	U		<0.0037	U		<0.038	U		<0.0032	U		<0.015	U		<0.01	U		<0.0044	U		<0.0037	U	
		VMP-8-9.5-100412	10/4/2012	0.0024	J		<0.0074	U		<0.012	U		<0.01	U		0.0061	J		<0.065	U		0.0088			<0.025	U		0.024			<0.0074	U		<0.0062	U	
		VMP-8-9.5-012413	1/24/2013	<0.0055	U		<0.0062	U		<0.0096	U		<0.0088	U		<0.0052	U		<0.054	U		0.0018	J		<0.021	U		0.0077	J		<0.0062	U		<0.0052	U	
		VMP-8-9.5-012413-Dup	1/24/2013	<0.0058	U		<0.0066	U		<0.01	U		<0.0094	U		<0.0055	U		<0.057	U		<0.0047	U		<0.022	U		0.0062	J		<0.0066	U		<0.0055	U	
	23.5 ft	VMP-8-23.5-083010	8/30/2010	<0.0057	U		<0.0065	U		0.0014	J		<0.0092	U		0.0021	J		<0.056	U		0.0024	J		0.0011	J					<0.0065	U		<0.0054	U	
		VMP-8-23.5-111910	11/19/2010	0.0015	J		<0.0062	U		<0.0096	U		<0.0088	U		0.0015	J		<0.054	U		0.0018	J		<0.021	U					<0.0062	U		<0.0052	U	
		VMP-8-23.5-021011	2/10/2011	<0.0058	U		<0.0066	U		<0.01	U		<0.0094	U		<0.0055	U		<0.057	U		<0.0047	U		<0.022	U					<0.0066	U		<0.0055	U	
		VMP-8-23.5-040711	4/7/2011	0.00066	J		<0.0062	U		<0.0096	U		<0.0088	U		<0.0052	U		<0.054	U		0.0027	J		<0.021	U		0.003	J		<0.0062	U		<0.0052	U	
		VMP-8-23.5-040711-DUP	4/7/2011	<0.0087	U		<0.0098	U		<0.015	U		<0.014	U		<0.0082	U		<0.085	U		0.0028	J		<0.033	U		0.0049	J		<0.0098	U		<0.0082	U	
		VMP-8-23.5-081011	8/10/2011	0.0023	J		<0.0065	J	U	<0.01	U		<0.0092	U		0.012			<0.056	U		0.033			0.0022	J		0.069			0.019			0.1		
		VMP-8-23.5-110611	11/6/2011	0.001	J		0.0012	J		<0.0073	U		<0.0067	U		0.0013	J		<0.041	U		0.0028	J		0.0015	J		<0.011	U		0.0052			0.035		
		VMP-8-23.5-012312	1/23/2012	0.00079	J		0.00098	J		<0.0081	U		<0.0074	U		0.0023	J		<0.045	U		0.0023	J		0.00075	J		0.017			0.002	J		0.024		
		VMP-8-23.5-041012	4/10/2012	0.0015	J		0.00077	J		<0.0072	U		<0.0065	U		0.0022	J		<0.04	U		0.012			<0.015	U		0.062			0.00051	J		<0.0038	U	
		VMP-8-23.5-071312	7/13/2012	<0.0045	U		<0.0051	U		<0.0079	U		<0.0072	U		<0.0042	U		<0.044	U		<0.0036	U		<0.017	U		0.001	J		<0.0051	U		<0.0042	U	
		VMP-8-23.5-100412	10/4/2012	<0.0063	U		<0.0071	U		<0.011	U		<0.01	U		0.0059			<0.062	U		0.0082			<0.024	U		0.015	J		<0.0071	U		<0.0059	U	
		VMP-8-23.5-012413	1/24/2013	<0.0063	U		<0.0071	U		<0.011	U		<0.01	U		<0.0059	U		<0.062	U		<0.0051	U		<0.024	U		<0.017	U		<0.0071	U		<0.0059	U	

SEE LAST PAGE OF TABLE FOR NOTES

TABLE 5
CUMULATIVE SUMMARY OF SOIL VAPOR ANALYTICAL DETECTIONS AND SCREENING RESULTS: VILLAGE - VOCS

Location	Depth	Sample ID	Sample Date	Ethylbenzene			4-Ethyltoluene			Freon 113			Freon 114			Heptane			Hexachlorobutadiene			Hexane			2-Hexanone (Methyl N-Butyl Ketone)			Isopentane			Isopropylbenzene (Cumene)			4-Methyl-2-pentanone (Methyl Isobutyl Ketone)		
				1400																										600					
				Result (mg/m^3)	Lab Quals	URS Quals	Result (mg/m^3)	Lab Quals	URS Quals	Result (mg/m^3)	Lab Quals	URS Quals	Result (mg/m^3)	Lab Quals	URS Quals	Result (mg/m^3)	Lab Quals	URS Quals	Result (mg/m^3)	Lab Quals	URS Quals	Result (mg/m^3)	Lab Quals	URS Quals	Result (mg/m^3)	Lab Quals	URS Quals	Result (mg/m^3)	Lab Quals	URS Quals	Result (mg/m^3)	Lab Quals	URS Quals	Result (mg/m^3)	Lab Quals	URS Quals
VMP-9	5 ft	VMP-9-5-082610	8/26/2010	0.00048	J		<0.0056	U		<0.0087	U		<0.008	U		0.0055			<0.049	U		0.016			<0.019	U					<0.0056	U		<0.0047	U	
		VMP-9-5-111910	11/19/2010	0.001	J		<0.0058	U		<0.0091	U		<0.0083	U		0.0016	J		<0.051	U		0.0014	J		<0.019	U					<0.0058	U		<0.0049	U	
		VMP-9-5-020811	2/8/2011	<0.0048	U		<0.0054	U		<0.0084	U		<0.0077	U		<0.0045	U		<0.047	U		<0.0039	U		<0.018	U					<0.0054	U		<0.0045	U	
		VMP-9-5-040611	4/6/2011	<0.013	U		<0.015	U		<0.023	U		<0.021	U		<0.012	U		<0.13	U		0.0064	J		<0.05	U		0.013	J		<0.015	U		<0.012	U	
		VMP-9-5-080211	8/2/2011	<0.26	U		<0.29	U		<0.45	U		<0.41	U		<0.24	U		<2.5	U		<0.21	U		<0.97	U		6.1			0.06	J		0.32		
		VMP-9-5-110411	11/4/2011	<0.0038	U		<0.0043	J	U	<0.0067	U		<0.0061	U		0.003	J		<0.037	U		0.0027	J		0.0013	J		0.0024	J		<0.0043	J	U	0.022		
		VMP-9-5-012612	1/26/2012	<0.0032	J	U	0.00052	J		<0.0057	U		<0.0052	U		0.0078			<0.032	U		0.0049			<0.012	U		0.29			0.008			0.039		
		VMP-9-5-041112	4/11/2012	0.0042			0.0011	J		<0.0068	U		<0.0062	U		0.012			<0.038	U		0.018			<0.015	U		0.016			0.0015	J		<0.0037	U	
		VMP-9-5-071312	7/13/2012	0.0023	J		<0.0047	J	U	<0.0073	U		<0.0067	U		0.0019	J		<0.041	U		0.0028	J		<0.016	J	U	0.009	J		0.017			0.17		
		VMP-9-5-101012	10/10/2012	<0.0063	U		<0.0071	U		<0.011	U		<0.01	U		<0.0059	U		<0.062	U		<0.0051	U		<0.024	UJ	UJ	0.0021	J		<0.0071	U		<0.0059	U	
		[a]VMP-9-5-012513	1/25/2013	<0.0061	U	UJ	<0.0069	U	UJ	<0.011	U	UJ	<0.0098	U	UJ	<0.0058	U	UJ	<0.06	U	UJ	0.0024	J	J	<0.023	U	UJ	0.0022	J	J	<0.0069	U	UJ	<0.0058	U	UJ
		VMP-9-5-021513	2/15/2013	0.0027	J		0.0032	J		<0.01	U		<0.0096	U		<0.0056	U		<0.059	U		0.004	J		<0.023	U		0.044			0.0032	J		<0.0056	U	
	11.5 ft	VMP-9-11.5-082610	8/26/2010	<0.11	U		<0.13	U		<0.2	U		<0.18	U		<0.1	U		<1.1	U		<0.09	U		<0.42	U					<0.13	U		<0.1	U	
		VMP-9-11.5-111910	11/19/2010	<0.32	U		<0.37	U		<0.57	U		<0.52	U		<0.3	U		<3.2	U		<0.26	U		<1.2	U					<0.37	U		<0.3	U	
		VMP-9-11.5-020911	2/9/2011	<0.0058	U		<0.0066	U		<0.01	U		<0.0094	U		<0.0055	U		<0.057	U		<0.0047	U		<0.022	U					<0.0066	U		<0.0055	U	
		VMP-9-11.5-020911-DUP	2/9/2011	<0.0045	U		<0.0051	U		<0.008	U		<0.0073	U		0.0025	J		<0.044	U		<0.0037	U		<0.017	U					<0.0051	U		<0.0043	U	
		VMP-9-11.5-040611	4/6/2011	<0.017	U		<0.019	U		<0.03	U		<0.028	U		0.0035	J		<0.17	U		0.0079	J		<0.065	U		0.0091	J		<0.019	U		<0.016	U	
		VMP-9-11.5-080211	8/2/2011	<0.38	U		<0.43	U		<0.67	U		<0.62	U		<0.36	U		<3.8	U		<0.31	U		<1.4	U		54			<0.43	U		<0.36	U	
		VMP-9-11.5-110411	11/4/2011	<0.0038	U		<0.0043	J	U	<0.0067	U		<0.0061	U		0.0021	J		<0.037	U		0.0029	J		0.001	J		0.066			<0.0043	J	U	0.035		
		VMP-9-11.5-012612	1/26/2012	<0.0034	J	U	<0.0038	U		<0.0059	U		<0.0054	U		0.0014	J		<0.033	U		0.0014	J		<0.013	U		0.084			0.0083			0.052		
		VMP-9-11.5-041112	4/11/2012	<0.004	U		<0.0045	U		<0.007	U		<0.0064	U		0.0037	J		<0.039	U		0.013			<0.015	U		0.011			<0.0045	U		<0.0037	U	
		VMP-9-11.5-071312	7/13/2012	0.0037	J		<0.0051	J	U	<0.0079	U		<0.0072	U		0.002	J		<0.044	U		0.0013	J		<0.017	J	U	0.0036	J		0.035			0.17		
		VMP-9-11.5-101012	10/10/2012	0.0011	J		<0.0068	U		<0.01	U		<0.0096	U		0.0021	J		<0.059	U		0.0021	J		<0.023	UJ	UJ	0.0071	J		<0.0068	U		<0.0056	U	
		VMP-9-11.5-012513	1/25/2013	0.0013	J		<0.0057	U		<0.0089	U		<0.0081	U		0.0035	J		<0.05	U		0.0079			<0.019	U		0.049		J	<0.0057	U		<0.0048	U	
		VMP-9-11.5-012513-DUP	1/25/2013	0.0016	J		<0.0062	J	U	<0.0096	U		<0.0088	U		0.0046	J		<0.054	U		0.012			<0.021	U		0.093		J	<0.0062	U		<0.0052	U	
	25.5 ft	VMP-9-25.5-082610	8/26/2010	<0.87	U		<0.99	U		<1.5	U		<1.4	U		1.1			<8.6	U		3.2			<3.3	U					0.13	J		<0.82	U	
		VMP-9-25.5-082610-DUP	8/26/2010	<0.94	U		<1.1	U		<1.6	U		<1.5	U		1.1			<9.2	U		3.2			<3.5	U					0.13	J		<0.88	U	
		VMP-9-25.5-111910	11/19/2010	<1	U		<1.1	U		<1.8	U		<1.6	U		<0.94	U		<9.8	U		1.8			<3.8	U					<1.1	U		<0.94	U	
		VMP-9-25.5-020911	2/9/2011	<0.55	U		<0.62	U		<0.96	U		<0.88	U		<0.52	U		<5.4	U		0.24	J		<2.1	U					<0.62	U		<0.52	U	
		VMP-9-25.5-040811	4/8/2011	<0.28	U		<0.31	U		<0.49	U		<0.45	U		<0.26	U		<2.7	U		<0.22	U		<1	U		35			0.029	J		<0.26	U	
		VMP-9-25.5-080211	8/2/2011	<0.61	U		<0.69	U		<1.1	U		<0.98	U		0.82		J	<6	U		2.8		J	<2.3	U		460			<0.69	U		<0.58	U	
		VMP-9-25.5-110711	11/7/2011	<0.54	U		<0.61	U		<0.95	U		<0.87	U		<0.51	U		<5.3	U		0.62			<2	U		87			<0.61	U		<0.51	U	
		VMP-9-25.5-110711-DUP	11/7/2011	<0.47	U		<0.53	U		<0.82	U		<0.75	U		<0.44	U		<4.6	U		0.68			<1.8	U		87			<0.53	U		<0.44	U	
		VMP-9-25.5-012612	1/26/2012	<0.14	U		<0.16	U		<0.25	U		<0.22	U		<0.13	U		<1.4	U		1		J	<0.53	U		81		J	<0.16	U		<0.13	U	
		VMP-9-25.5-041112	4/11/2012	0.0049			0.0013	J		<0.007	U		<0.0064	U		0.012			<0.039	U		0.0085			<0.015	U		0.0095	J		0.0017	J		<0.0037	U	
		VMP-9-25.5-071312	7/13/2012	0.0054			0.004	J		<0.0075	U		<0.0069	U		0.0031	J		<0.042	U		<0.0035	J	U	0.0046	J		<0.012	U		0.053			0.17		
		VMP-9-25.5-071312-Dup	7/13/2012	0.0054			0.0037	J		<0.0073	U		<0.0067	U		<0.0039	J	U	<0.041	U		0.0025	J		0.0036	J		0.0056	J		0.049			0.17		
		VMP-9-25.5-101012	10/10/2012	<0.0057	U		<0.0065	U		<0.01	U		<0.0092	U		<0.0054	U		<0.056	U		<0.0046	U		<0.022	UJ	UJ	<0.016	U		<0.0065	U		<0.0054	U	
		VMP-9-25.5-013013	1/30/2013	<0.0061	U		<0.0069	U		<0.011	U		<0.0098	U		<0.0058	U		<0.06	U		0.00088	J		<0.023	U		0.0036	J		<0.0069	U		0.0017	J	
	38.5 ft	VMP-9-38.5-020911	2/9/2011	<0.91	U		<1	U		<1.6	U		<1.5	U		<0.86	U		<8.9	U		1.9			<3.4	U					0.22	J		<0.86	U	
		VMP-9-38.5-040811	4/8/2011	<1.2	U		<1.4	U		<2.1	U		<1.9	U		<1.1	U		<12	U		<0.98	U		<4.6	U		230			0.2	J		<1.1	U	
		VMP-9-38.5-012612	1/26/2012	<0.18	U		<0.21	U		<0.32	U		<0.29	U		<0.17	U		<1.8	U		3.2		J	<0.69	U		91		J	0.045	J	J	<0.17	U	
		VMP-9-38.5-041112	4/11/2012	0.0015	J		<0.004	U		<0.0062	U		<0.0056	U		0.0024	J		<0.034	U		0.013			<0.013	U		0.97			<0.004	U		<0.0033	U	
		VMP-9-38.5-071312	7/13/2012	0.0046	J		0.0036	J		<0.0081	U		<0.0074	U		0.0032	J		<0.045	U		0.0018	J		0.0051	J		0.0084	J		0.052			0.19		
		VMP-9-38.5-101012	10/10/2012	<0.017	U		<0.019	U		<0.03	U		<0.028	U		<0.016	U		<0.17	U		0.0052	J		<0.064	UJ	UJ	2.6			<0.019	U		<0.016	U	
		VMP-9-38.5-013013	1/30/2013	<0.0061	U		<0.0069	U		<0.011	U		<0.0098	U		<0.0058	U		<0.06	U		0.0014	J		<0.023	U		0.004	J		<0.0069	U		<0.0058	U	
VMP-18	8.5 ft	VMP-18-8.5	6/18/2010	<0.006	U		<0.007	U		<0.011	U		<0.01	U		0.0013	J		<0.062	U		0.0021	J		<0.024	U					<0.007	U		<0.005	U	
		VMP-18-8.5-090710	9/7/2010	<0.0056	J	U	<0.0063	U		0.002	J		<0.009	U		0.0015	J		<0.055	J	U	0.0016	J		<0.021	U					<0.0063	J	U	<0.0053	U	
		VMP-18-8.5-111910	11/19/2010	<0.0047	U		<0.0053	U		<0.0083	U		<0.0076	U		0.0026	J		<0.046	U		0.0031	J		<0.018	U					<0.0053	U		<0.0044	U	
		VMP-18-8.5-020711	2/7/2011	0.013			0.0055	J		<0.0091	U		<0.0083	U		0.045		J	<0.051	U		0.056		J	<0.019	U					0.0014	J		<0.0049	U	
		VMP-18-8.5-020711-DUP	2/7/2011	0.004	J		0.0016	J		<0.0088	U		<0.008	U		0.015		J	<0.049	U		0.026		J	<0.019	U					<0.0056	U		<0.0047	U	
		VMP-18-8.5-040711	4/7/2011	<0.0056	U		<0.0063	J	U	<0.0098	U		<0.009	U		0.012			<0.055	U		0.0049			<0.021	U		0.012	J		0.0064			<0.0053	U	
		VMP-18-8.5-072811	7/28/2011	0.0023	J		<0.0068	U		<0.01	U		<0.0096	U		<0.0056	U		<0.059	U		0.0018	J		0.0039	J		<0.016	U		0.036			0.1		
		VMP-18-8.5-110711	11/7/2011	<0.0039	U		<0.0044	J	U	<0.0068	U		<0.0062	U		<0.0037	U		<0.038	U		<0.0032	U		0.00089	J		0.0026	J		0.0018	J		0.013		
		VMP-18-8.5-012312	1/23/2012	0.00054	J		<0.0048	U		<0.0074	U		<0.0068	U		0.0012	J		<0.041	U		0.0012	J		0.00068	J		<0.011	U		0.0026	J		0.057		
		VMP-18-8.5-041012	4/10/2012	0.0055			<0.0049	U		<0.0077	U		<0.007	U		0.0054			<0.043	U		0.0044			0.0025	J		0.0058	J		0.062			0.16		
		VMP-18-8.5-071212	7/12/2012	0.0028	J		<0.0048	J	U	<0.0075	U		<0.0068	U		0.0028	J		<0.042	U		0.0017	J		<0.016	J	U	0.0079	J		0.025			0.19		
		VMP-18-8.5-100912	10/9/2012	<0.0057	U		<0.0065	U		<0.01	U		<0.0092	U		0.0027	J		<0.056	U		0.002	J		<0.022	U		0.0056	J		<0.0065	U		<0.0054	U	
		VMP-18-8.5-012313	1/23/2013	<0.0063	U		<0.0071	U		<0.011	U		<0.01	U		<0.0059	U		<0.062	U		<0.0051	U		<0.024	U		<0.017	U		<0.0071	U		<0.0059	U	
VMP-19	5 ft	VMP-19-5	6/18/2010	<0.005	U		<0.006	U		<0.01	U		<0.009	U		0.0012	J		<0.058	U		0.0048			<0.022	U					<0.006	U		<0.005	U	
		VMP-19-5-090110	9/1/2010	0.0086		J	<0.0063	U		<0.0099	U	U	<0.009	U		0.088			<0.055	U	UJ	0.34			0.0038	J	J				<0.0063	U		<0.0053	U	
		VMP-19-5-111510	11/15/2010	0.003	J		<0.0068	U		<0.01	U		<0.0096	U		<0.0056	U		<0.059	U		0.0033	J		<0.023	U					<0.0068	U		<0.0056	U	
		VMP-19-5-020411	2/4/2011	0.00074	J		<0.0059	U		<0.0093	U		<0.0084	U		<0.005	U		<0.052	J	U	0.0093			<0.02	U					<0.0059	U		<0.005	U	
		VMP-19-5-040711	4/7/2011	0.00086	J		<0.0066	U		<0.01	U		<0.0094	U		<0.0055	U		<0.058	U		<0.0048	U		<0.022	U		0.025			<0.0066	U		<0.0055	U	
		VMP-19-5-080911	8/9/2011	0.0051	J		<0.0073	J	U	<0.011	U		<0.01	U		0.036			<0.063	U		0.12		J	<0.024	U		0.21		J	0.045			0.16		
		VMP-19-5-080911-DUP	8/9/2011	0.0051	J		<0.0069	U		<0.011	U		<0.0098	U		0.032			<0.06	U		0.085		J	<0.023	U		0.14		J	0.044			0.16		
		VMP-19-5-110811	11/8/2011	<0.0042	U		<0.0048	U		<0.0075	U		<0.0068	U		<0.004	U		<0.042	U		0.00093	J		0.00042	J		0.0097	J		0.0012	J		0.0087		
		VMP-19-5-012612	1/26/2012	0.003	J		<0.0042	U		<0.0066	U		<0.006	U		0.0024	J		<0.036	U		0.0024	J		<0.014	U		0.0027	J		0.0039	J		0.0036		
		VMP-19-5-041012	4/10/2012	0.0031	J		<0.0048	U		<0.0075	U		<0.0068	U		0.0037	J		<0.042	U		0.0014	J		0.0027	J		0.0078	J		0.052			0.14		
		VMP-19-5-071112	7/11/2012	0.0032	J		<0.0055	J	U	<0.0085	U		<0.0078	U		0.0014	J		<0.048	U		0.00098	J		<0.018	J	U	0.0059	J		0.042			0.22		
		VMP-19-5-100912	10/9/2012	<0.0064	U		<0.0073	U		<0.011	U		<0.01	U		<0.0061	U		<0.063	U		0.00097	J		<0.024	U		<0.017	U		<0.0073	U		<0.0061	U	
		VMP-19-5-013113	1/31/2013	0.042			0.092			<0.0099	U		<0.009	U		0.0096			<0.055	U		0.019			<0.021	U		0.12			0.063			<0.0053	U	

SEE LAST PAGE OF TABLE FOR NOTES

TABLE 5
CUMULATIVE SUMMARY OF SOIL VAPOR ANALYTICAL DETECTIONS AND SCREENING RESULTS: VILLAGE - VOCS

Location	Depth	Sample ID	Sample Date	Ethylbenzene			4-Ethyltoluene			Freon 113			Freon 114			Heptane			Hexachlorobutadiene			Hexane			2-Hexanone (Methyl N-Butyl Ketone)			Isopentane			Isopropylbenzene (Cumene)			4-Methyl-2-pentanone (Methyl Isobutyl Ketone)		
				1400																										600					
				Result (mg/m^3)	Lab Quals	URS Quals	Result (mg/m^3)	Lab Quals	URS Quals	Result (mg/m^3)	Lab Quals	URS Quals	Result (mg/m^3)	Lab Quals	URS Quals	Result (mg/m^3)	Lab Quals	URS Quals	Result (mg/m^3)	Lab Quals	URS Quals	Result (mg/m^3)	Lab Quals	URS Quals	Result (mg/m^3)	Lab Quals	URS Quals	Result (mg/m^3)	Lab Quals	URS Quals	Result (mg/m^3)	Lab Quals	URS Quals	Result (mg/m^3)	Lab Quals	URS Quals
VMP-20	5 ft	VMP-20-5-031411	3/14/2011	0.014			0.0028	J		<0.0093	U		<0.0084	U		0.01			<0.052	U		0.016			<0.02	U					0.0032	J		<0.005	U	
		VMP-20-5-041511	4/15/2011	<0.058	U		<0.065	U		<0.1	U		<0.093	U		0.24			<0.57	U		2.4			<0.22	U		22			<0.065	U		<0.054	U	
		VMP-20-5-072511	7/25/2011	0.0015	J		<0.0069	U		<0.011	U		<0.0098	U		0.00085	J		<0.06	U		0.0013	J		<0.023	U	UJ	<0.017	U		0.026			0.11		
		VMP-20-5-110111	11/1/2011	0.003	J		<0.004	J	U	<0.0062	U		<0.0056	U		0.0023	J		<0.034	U		0.0047			<0.013	U		0.0064	J		<0.004	J	U	0.019		
		VMP-20-5-012312	1/23/2012	0.0073	J		<0.019	U		<0.03	U		<0.027	U		0.37			<0.16	U		1.3			<0.063	U		1.7			0.0021	J		0.022		
		VMP-20-5-041012	4/10/2012	0.0011	J		<0.0043	U		<0.0067	U		<0.0061	U		0.004			<0.037	U		0.0048			<0.014	U		0.0054	J		0.014			0.076		
		VMP-20-5-071112	7/11/2012	<0.005	U		<0.0057	J	U	<0.0089	U		<0.0081	U		<0.0048	U		<0.05	U		<0.0041	U		<0.019	J	U	0.0013	J		<0.0057	U		<0.0048	U	
		VMP-20-5-073112	7/31/2012	0.0027	J		0.00076	J		<0.0075	U		<0.0068	U		0.0057			<0.042	U		0.0018	J		0.0029	J		<0.012	U		0.026			0.091		
		VMP-20-5-100412	10/4/2012	<0.0063	U		<0.0071	U		<0.011	U		<0.01	U		<0.0059	U		<0.062	U		0.0012	J		<0.024	U		0.0032	J		<0.0071	U		<0.0059	U	
		VMP-20-5-020713	2/7/2013	0.002	J		0.017			<0.0095	U		<0.0086	U		0.002	J		<0.053	U		0.027			<0.02	U		0.53			0.0021	J		<0.005	U	
	10 ft	VMP-20-10-031411	3/14/2011	0.0089			0.0026	J		<0.0093	U		<0.0084	U		0.0034	J		<0.052	U		0.0049			<0.02	U					0.0025	J		<0.005	U	
		VMP-20-10-041511	4/15/2011	<0.052	U		<0.059	U		<0.093	U		<0.084	U		0.14			<0.52	U		0.81			<0.2	U		1.6			<0.059	U		<0.05	U	
		VMP-20-10-072511	7/25/2011	0.0014	J		0.0023	J		<0.0099	U		<0.009	U		0.00069	J		<0.055	U		<0.0045	U		<0.021	U	UJ	<0.015	U		0.025			0.12		
		VMP-20-10-110111	11/1/2011	<0.0037	U		<0.0042	U		<0.0066	U		<0.006	U		<0.0035	U		<0.036	U		<0.003	U		<0.014	U		<0.01	U		<0.0042	J	U	0.012		
		VMP-20-10-012312	1/23/2012	0.0024	J		0.001	J		<0.0068	U		<0.0062	U		0.0091			<0.038	U		0.006			<0.015	U		0.0066	J		0.0019	J		0.015		
		VMP-20-10-041012	4/10/2012	0.0015	J		<0.0042	U		<0.0066	U		<0.006	U		0.0048			<0.036	U		0.004			<0.014	U		0.0056	J		0.022			0.12		
		VMP-20-10-071112	7/11/2012	<0.0042	U		<0.0048	J	U	<0.0075	U		<0.0068	U		<0.004	U		<0.042	U		<0.0034	U		<0.016	J	U	0.0048	J		<0.0048	U		<0.004	U	
		VMP-20-10-100412	10/4/2012	<0.0058	U		<0.0066	U		<0.01	U		<0.0094	U		0.0017	J		<0.057	U		0.002	J		<0.022	U		0.0042	J		<0.0066	U		0.0011	J	
		VMP-20-10-012213	1/22/2013	<0.0054	U		<0.0061	U		<0.0095	U		<0.0086	U		<0.0051	U		<0.053	U		0.0009	J		<0.02	U		0.002	J		<0.0061	U		<0.005	U	
	25 ft	VMP-20-25-031411	3/14/2011	<0.0052	U		<0.0059	U		<0.0092	U		<0.0084	U		0.0022	J		<0.051	U		0.0017	J		<0.02	U					<0.0059	U		<0.0049	U	
		VMP-20-25-041511	4/15/2011	<0.06	U		<0.068	U		<0.1	U		<0.096	U		0.12			<0.59	U		0.84			<0.23	U		1			<0.068	U		<0.056	U	
		VMP-20-25-072611	7/26/2011	<0.4	U		<0.45	U		<0.7	U		<0.64	U		<0.38	U		<3.9	U		<0.32	U		<1.5	U	UJ	0.38	J		<0.45	U		<0.38	U	
		VMP-20-25-110511	11/5/2011	0.0011	J		0.0013	J		<0.0064	U		<0.0059	U		<0.0034	U		<0.036	U		<0.003	J	U	0.00072	J		<0.0099	U		0.0027	J		0.016		
		VMP-20-25-012312	1/23/2012	0.0006	J		<0.0046	U		<0.0072	U		<0.0065	U		0.0012	J		<0.04	U		0.0018	J		<0.015	U		<0.011	U		0.0021	J		0.017		
		VMP-20-25-041012	4/10/2012	0.0016	J		0.001	J		<0.0067	U		<0.0061	U		0.0058			<0.037	U		0.004			<0.014	U		0.0039	J		0.027			0.12		
		VMP-20-25-041012-Dup	4/10/2012	0.0015	J		<0.0044	U		<0.0068	U		<0.0062	U		0.0033	J		<0.038	U		0.0038			<0.015	U		0.0073	J		0.028			0.12		
		VMP-20-25-071112	7/11/2012	<0.0044	U		<0.0049	J	U	<0.0077	U		<0.007	U		0.0032	J		<0.043	U		<0.0035	U		<0.016	U		0.0055	J		<0.0049	U		<0.0041	U	
		VMP-20-25-100412	10/4/2012	<0.0064	U		<0.0073	U		<0.011	U		<0.01	U		<0.0061	U		<0.063	U		0.0012	J		<0.024	U		<0.017	U		<0.0073	U		<0.0061	U	
		VMP-20-25-012213	1/22/2013	<0.0054	U		<0.0061	U		<0.0095	U		<0.0086	U		<0.0051	U		<0.053	U		<0.0044	U		<0.02	U		0.0021	J		<0.0061	U		<0.005	U	
	39.5 ft	VMP-20-39.5-100412	10/4/2012	<1.6	U		<1.8	U		<2.8	U		<2.5	U		<1.5	U		<15	U		<1.3	U		<5.9	U		1.7	J		<1.8	U		<1.5	U	
		VMP-20-39.5-012313	1/23/2013	<0.9	U		<1	U		<1.6	U		<1.4	U		<0.85	U		<8.8	U		0.068	J		<3.4	U		7.1			<1	U		<0.84	U	
VMP-21	5 ft	VMP-21-5-020911	2/9/2011	<2	U		<2.3	U		<3.6	U		<3.2	U		16			<20	U		150			<7.6	U					<2.3	U		<1.9	U	
		VMP-21-5-020911-DUP	2/9/2011	<3.4	U		<3.9	U		<6.1	U		<5.6	U		12			<34	U		120			<13	U					<3.9	U		<3.2	U	
		VMP-21-5-041311	4/13/2011	0.0099			0.0014	J		<0.01	U		<0.0092	U		0.63			<0.056	U		1.4			<0.022	U		0.74			0.0014	J		<0.0054	U	
		VMP-21-5-072511	7/25/2011	0.0017	J		0.0018	J		<0.01	U		<0.0096	U		0.0025	J		<0.059	U		0.0019	J		0.0034	J	J	<0.016	U		0.04			0.17		
		VMP-21-5-110111	11/1/2011	0.028			0.03			<0.0087	U		<0.008	U		0.0049			<0.049	U		0.0056			<0.019	U		0.0039	J		0.0064			0.024		
		VMP-21-5-012312	1/23/2012	0.00056	J		0.00074	J		<0.0074	U		<0.0068	U		0.0011	J		<0.041	U		0.001	J		<0.016	U		<0.011	U		0.0026	J		0.013		
		VMP-21-5-012312-DUP	1/23/2012	0.00066	J		0.00086	J		<0.0068	U		<0.0062	U		0.00068	J		<0.038	U		0.001	J		<0.015	U		<0.01	U		0.0024	J		0.013		
		VMP-21-5-042412	4/24/2012	0.0027	J		<0.009	U		<0.014	U		<0.013	U		<0.0075	U		<0.078	U		0.0084			<0.03	U		0.35			0.013			0.042		
		VMP-21-5-071012	7/10/2012	0.036			0.025			<0.0081	U		<0.0074	U		0.0027	J		<0.045	U		0.0035	J		<0.017	J	U	0.0065	J		0.0027	J		<0.0043	J	U
		VMP-21-5-100412	10/4/2012	<0.0068	U		<0.0076	J	U	<0.012	U		<0.011	U		0.0022	J		<0.066	U		0.0012	J		<0.025	U		<0.018	U		0.021			0.11		
		VMP-21-5-020613	2/6/2013	<0.0061	U		<0.0069	U		<0.011	U		<0.0098	U		<0.0058	U		<0.06	U		<0.005	U		<0.023	U		<0.017	U		<0.0069	U		<0.0058	U	
	10 ft	VMP-21-10-021011	2/10/2011	<1.8	U		<2.1	U		<3.2	U		<2.9	U		14			<18	U		130			<6.9	U					<2.1	U		<1.7	U	
		VMP-21-10-041311	4/13/2011	<0.23	U		<0.26	U		<0.41	U		<0.37	U		<0.22	U		<2.3	U		0.16	J		<0.87	U		50			<0.26	U		<0.22	U	
		VMP-21-10-072511	7/25/2011	<0.013	U		<0.014	U		<0.022	U		<0.02	U		0.008	J		<0.12	U		0.0041	J		<0.048	U	UJ	0.087			0.027			0.045		
		VMP-21-10-110111	11/1/2011	<0.0037	U		<0.0042	U		<0.0066	U		<0.006	U		<0.0035	U		<0.036	U		<0.003	U		<0.014	U		0.0055	J		<0.0042	J	U	0.021		
		VMP-21-10-012312	1/23/2012	0.00084	J		0.00064	J		<0.0074	U		<0.0068	U		0.0017	J		<0.041	U		0.0015	J		<0.016	U		<0.011	U		0.0021	J		0.016		
		VMP-21-10-040912	4/9/2012	0.0041			0.0011	J		<0.0067	U		<0.0061	U		0.022			<0.037	U		0.028			<0.014	U		1.2			0.0093			0.024		
		VMP-21-10-071012	7/10/2012	<0.0044	U		<0.0049	U		<0.0077	U		<0.007	U		<0.0041	U		<0.043	U		<0.0035	U		<0.016	U		0.0043	J		<0.0049	U		<0.0041	U	
		VMP-21-10-100412	10/4/2012	0.0029	J		<0.0069	J	U	<0.011	U		<0.0098	U		0.0044	J		<0.06	U		0.002	J		<0.023	U		0.0075	J		0.025			0.15		
		VMP-21-10-020513	2/5/2013	<0.0058	U		<0.0066	U		<0.01	U		<0.0094	U		0.0019	J		<0.057	U		0.0028	J		<0.022	U		0.0066	J		<0.0066	U		<0.0055	U	
		VMP-21-10-020513-DUP	2/5/2013	<0.0055	U		<0.0062	U		<0.0096	U		<0.0088	U		0.0021	J		<0.054	U		0.0021	J		<0.021	U		0.0027	J		<0.0062	U		<0.0052	U	
	25 ft	VMP-21-25-021011	2/10/2011	<5	U		<5.7	U		<8.9	U		<8.1	U		380			<50	U		1200			<19	U					<5.7	U		<4.8	U	
		VMP-21-25-041411	4/14/2011	<18	U		<20	U		<31	U		<28	U		310			<170	U		820			<67	U		9200			<20	U		<17	U	
		VMP-21-25-041411-DUP	4/14/2011	<18	U		<20	U		<31	U		<28	U		320			<170	U		820			<67	U		9200			<20	U		<17	U	
		VMP-21-25-072611	7/26/2011	<5.7	U		<6.5	U		<10	U		<9.2	U		230			<56	U		680			<22	U	UJ				<6.5	U		<5.4	U	
		VMP-21-25-110511	11/5/2011	<3.6	U		<4.1	U		<6.4	U		<5.9	U		3.4	J		<36	U		5.8			<14	U		770			<4.1	U		<3.4	U	
		VMP-21-25-012412	1/24/2012	<0.05	U		<0.057	U		<0.089	U		<0.081	U		<0.048	U		<0.49	U		<0.041	U		<0.19	U		0.35			<0.057	U		<0.048	U	
		VMP-21-25-040912	4/9/2012	0.003	J		<0.0045	U		0.0063	J		<0.0064	U		0.02			<0.039	U		0.028			<0.015	U		0.12			0.01			0.024		
		VMP-21-25-071112	7/11/2012	<0.004	U		<0.0045	J	U	<0.007	U		<0.0064	U		0.0019	J		<0.039	U		<0.0032	U		<0.015	U		0.012			<0.0045	J	U	0.0035	J	
		VMP-21-25-100412	10/4/2012	<0.0063	U		<0.0071	U		<0.011	U		<0.01	U		0.0021	J		<0.062	U		0.0013	J		<0.024	U		0.013	J		0.02			0.095		
		VMP-21-25-020513	2/5/2013	<0.0056	U		<0.0063	U		<0.0099	U		<0.009	U		0.0015	J		<0.055	U		0.0033	J		<0.021	U		0.0083	J		<0.0063	U		<0.0053	U	
		VMP-21-25-020513-DUP	2/5/2013	<0.0058	U		<0.0066	U		<0.01	U		<0.0094	U		0.0017	J		<0.057	U		0.0028	J		<0.022	U		0.011	J		<0.0066	U		0.0016	J	
	33 ft	VMP-21-33-021011	2/10/2011	<5	U		<5.7	U		<8.9	U		<8.1	U		530			<50	U		1400			<19	U					<5.7	U		<4.8	U	
		VMP-21-33-041411	4/14/2011	<17	U		<19	U		<30	U		<28	U		330			<170	U		880			<64	U		9500			<19	U		<16	U	
		VMP-21-33-110511	11/5/2011	<0.83	U		<0.94	U		<1.5	U		<1.3	U		0.34	J		<8.1	U		0.62	J		<3.1	U		93			<0.94	U		<0.78	U	
		VMP-21-33-012412	1/24/2012	<0.12	U		<0.13	U		<0.21	U		<0.19	U		<0.11	U		<1.2	U		0.62		J	<0.45	U		3.9		J	<0.13	U		<0.11	U	
		VMP-21-33-042412	4/24/2012	0.0021	J		0.0014	J		<0.0072	U		<0.0065	U		<0.0038	U		<0.04	U		0.0072			<0.015	U		0.29			0.0091			0.033		
		VMP-21-33-071112	7/11/2012	<0.0042	U		<0.0048	U		<0.0075	U		<0.0068	U		<0.004	U		<0.042	U		<0.0034	U		<0.016	J	U	0.0091	J		<0.0048	U		<0.004	U	
		VMP-21-33-100412	10/4/2012	0.0028	J		<0.0069	J	U	<0.011	U		<0.0098	U		0.0044	J		<0.06	U		0.0025	J		<0.023	U		0.012	J		0.02			0.093		
		VMP-21-33-020513	2/5/2013	<0.0057	U		<0.0065	U		<0.01	U		<0.0092	U		<0.0054	U		<0.056	U		0.0012	J		<0.022	U		0.0042	J		<0.0065	U		<0.0054	U	

SEE LAST PAGE OF TABLE FOR NOTES

TABLE 5
CUMULATIVE SUMMARY OF SOIL VAPOR ANALYTICAL DETECTIONS AND SCREENING RESULTS: VILLAGE - VOCS

Location	Depth	Sample ID	Sample Date	Ethylbenzene			4-Ethyltoluene			Freon 113			Freon 114			Heptane			Hexachlorobutadiene			Hexane			2-Hexanone (Methyl N-Butyl Ketone)			Isopentane			Isopropylbenzene (Cumene)			4-Methyl-2-pentanone (Methyl Isobutyl Ketone)		
				1400																										600					
				Result (mg/m^3)	Lab Quals	URS Quals	Result (mg/m^3)	Lab Quals	URS Quals	Result (mg/m^3)	Lab Quals	URS Quals	Result (mg/m^3)	Lab Quals	URS Quals	Result (mg/m^3)	Lab Quals	URS Quals	Result (mg/m^3)	Lab Quals	URS Quals	Result (mg/m^3)	Lab Quals	URS Quals	Result (mg/m^3)	Lab Quals	URS Quals	Result (mg/m^3)	Lab Quals	URS Quals	Result (mg/m^3)	Lab Quals	URS Quals	Result (mg/m^3)	Lab Quals	URS Quals
VMP-22	5 ft	VMP-22-5-021111	2/11/2011	<0.11	U		<0.13	U		<0.2	U		<0.18	U		<0.1	U		<1.1	U		<0.09	U		<0.42	U					<0.13	U		<0.1	U	
		VMP-22-5-041811	4/18/2011	<0.055	U		<0.062	U		<0.096	U		<0.088	U		<0.052	U		<0.54	U		<0.044	U		<0.21	U		0.13	J		<0.062	U		<0.052	U	
		VMP-22-5-072611	7/26/2011	0.0022	J		<0.0073	U		<0.011	U		<0.01	U		0.017			<0.063	J	U	0.059			<0.024	U	UJ	0.67			0.023			0.12		
		VMP-22-5-110111	11/1/2011	0.00096	J		<0.0041	U		<0.0064	U		<0.0059	U		<0.0034	U		<0.036	U		<0.003	U		<0.014	U		<0.0099	U		<0.0041	J	U	0.032		
		VMP-22-5-012412	1/24/2012	0.0079		J	0.00079	J	J	<0.0068	U		<0.0062	U		0.28		J	<0.038	U		0.7		J	<0.014	U		0.38		J	0.0018	J	J	0.014		J
		VMP-22-5-040912	4/9/2012	<0.0042	U		<0.0048	U		0.0016	J		<0.0068	U		0.018			<0.042	U		0.05			<0.016	U		0.038			<0.0048	U		0.0025	J	
		VMP-22-5-070912	7/9/2012	0.0052			<0.0053	U		<0.0083	U		<0.0076	U		0.003	J		<0.046	U		<0.0038	U		<0.018	U		0.0017	J		<0.0053	U		<0.0044	U	
		VMP-22-5-100312	10/3/2012	<0.0055	U		<0.0062	U		<0.0096	U		<0.0088	U		<0.0052	U		<0.054	U		0.0023	J		<0.021	U		0.0047	J		<0.0062	U		<0.0052	U	
		VMP-22-5-100312-Dup	10/3/2012	<0.005	U		<0.0056	U		<0.0088	U		<0.008	U		0.0036	J		<0.049	U		0.0062			0.0018	J		0.01	J		<0.0056	U		<0.0047	U	
		VMP-22-5-012413	1/24/2013	<0.0056	U		<0.0063	J	U	<0.0099	U		<0.009	U		<0.0053	U		<0.055	U		<0.0045	U		<0.021	U		<0.015	U		<0.0063	U		<0.0053	U	
	10 ft	VMP-22-10-021111	2/11/2011	<0.053	U		<0.06	U		<0.094	U		<0.085	U		<0.05	U		<0.52	U		0.084			<0.2	U					<0.06	U		<0.05	U	
		VMP-22-10-041811	4/18/2011	<0.057	U		<0.064	U		<0.1	U		<0.091	U		<0.053	U		<0.56	U		<0.046	U		<0.21	U		0.12	J		<0.064	U		<0.053	U	
		VMP-22-10-072611	7/26/2011	0.0017	J		<0.0074	U		<0.012	U		<0.01	U		0.0051	J		<0.065	U		<0.0053	U	UJ	<0.025	U	UJ	0.053			0.027			0.079		
		VMP-22-10-072611-DUP	7/26/2011	0.0017	J		0.0027	J		<0.014	U		<0.012	U		<0.0073	U		<0.076	U		0.022		J	0.0057	J	J	0.17			0.025			0.084		
		VMP-22-10-110211	11/2/2011	<0.0037	U		<0.0042	U		<0.0066	U		<0.006	U		<0.0035	U		<0.036	U		<0.003	U		<0.014	U		<0.01	U		<0.0042	J	U	0.022		
		VMP-22-10-012412	1/24/2012	0.001	J		0.00057	J		<0.0074	U		<0.0068	U		0.0028	J		<0.041	U		0.0019	J		<0.016	U		<0.011	U		0.0038	J		0.081		
		VMP-22-10-040912	4/9/2012	0.0023	J		<0.0047	U		0.0042	J		<0.0067	U		0.01			<0.041	U		0.032			<0.016	U		0.025			<0.0047	U		<0.004	U	
		VMP-22-10-070912	7/9/2012	<0.0047	U		<0.0053	U		<0.0083	U		<0.0076	U		<0.0044	U		<0.046	U		<0.0038	U		<0.018	U		<0.013	U		<0.0053	U		<0.0044	U	
		VMP-22-10-070912-Dup	7/9/2012	<0.0046	U		<0.0052	U		<0.0081	U		<0.0074	U		0.0028	J		<0.045	U		0.0015	J		<0.017	U		0.00098	J		<0.0052	U		<0.0043	U	
		VMP-22-10-100312	10/3/2012	<0.0052	U		<0.0059	U		<0.0093	U		<0.0084	U		0.0031	J		<0.052	U		0.0047			<0.02	U		0.014	J		<0.0059	U		<0.005	U	
		VMP-22-10-012413	1/24/2013	<0.006	U		<0.0068	J	U	<0.01	U		<0.0096	U		<0.0056	U		<0.059	U		<0.0049	U		<0.023	U		<0.016	U		<0.0068	U		<0.0056	U	
	18 ft	VMP-22-18-021111	2/11/2011	<0.92	U		<1	U		<1.6	U		<1.5	U		<0.87	U		<9.1	U		17			<3.5	U					<1	U		<0.87	U	
		VMP-22-18-041811	4/18/2011	<3.9	U		<4.4	U		<6.9	U		<6.3	U		3.9			<38	U		31			<15	U		1900			<4.4	U		<3.7	U	
		VMP-22-18-072611	7/26/2011	<2	U		<2.3	U		<3.5	U		<3.2	U		<1.9	U		<20	U		26			<7.5	U	UJ	1300			<2.3	U		<1.9	U	
		VMP-22-18-110511	11/5/2011	<0.004	U		0.001	J		<0.007	U		<0.0064	U		0.00074	J		<0.039	U		<0.0032	J	U	0.00084	J		0.012			0.002	J		0.016		
		VMP-22-18-012412	1/24/2012	<0.036	U		<0.041	U		<0.064	U		<0.059	U		<0.034	U		<0.36	U		<0.03	U		<0.14	U		0.34		J	<0.041	U		<0.034	U	
		VMP-22-18-040912	4/9/2012	<0.0044	U		<0.0049	U		<0.0077	U		<0.007	U		0.0061			<0.043	U		0.018			<0.016	U		0.0082	J		<0.0049	U		0.002	J	
		VMP-22-18-070912	7/9/2012	<0.0046	U		<0.0052	U		<0.0081	U		<0.0074	U		<0.0043	U		<0.045	U		<0.0037	U		<0.017	U		0.002	J		<0.0052	U		<0.0043	U	
		VMP-22-18-100412	10/4/2012	<0.0063	U		<0.0071	U		<0.011	U		<0.01	U		<0.0059	U		<0.062	U		<0.0051	U		<0.024	U		0.0053	J		<0.0071	U		<0.0059	U	
		VMP-22-18-012413	1/24/2013	<0.006	U		<0.0068	J	U	<0.01	U		<0.0096	U		<0.0056	U		<0.059	U		<0.0049	U		<0.023	U		<0.016	U		<0.0068	U		<0.0056	U	
	38 ft	VMP-22-38-041811	4/18/2011	<12	U		<14	U		<21	U		<19	U		55			<120	U		390			<45	U		6100			<14	U		<11	U	
		VMP-22-38-012512	1/25/2012	<0.036	U		<0.041	U		<0.064	U		<0.059	U		0.026	J		<0.36	U		0.033			<0.14	U		0.73			0.0051	J		<0.034	U	
		VMP-22-38-040912	4/9/2012	<0.0042	U		<0.0048	U		0.0032	J		<0.0068	U		0.0075			<0.042	U		0.03			<0.016	U		0.17			<0.0048	U		<0.004	U	
		VMP-22-38-070912	7/9/2012	<0.0045	U		<0.0051	U		<0.0079	U		<0.0072	U		0.0013	J		<0.044	U		0.0011	J		<0.017	U		0.007	J		<0.0051	U		<0.0042	U	
		VMP-22-38-100412	10/4/2012	<0.0066	U		<0.0074	U		<0.012	U		<0.01	U		0.0018	J		<0.065	U		0.0025	J		<0.025	U		0.0083	J		<0.0074	U		<0.0062	U	
		VMP-22-38-012413	1/24/2013	<0.0058	U		<0.0066	J	U	<0.01	U		<0.0094	U		<0.0055	U		<0.057	U		<0.0047	U		<0.022	U		0.0022	J		<0.0066	U		<0.0055	U	
VMP-23	5 ft	VMP-23-5-021511	2/15/2011	0.003	J		<0.0065	U		<0.01	U		<0.0092	U		0.0049	J		<0.056	U		0.0087			<0.022	U					<0.0065	U		<0.0054	U	
		VMP-23-5-042111	4/21/2011	<0.05	U		<0.056	U		<0.088	U		<0.08	U		<0.047	U		<0.49	U		0.013	J		<0.47	U		0.044	J		<0.056	U		<0.47	U	
		VMP-23-5-072711	7/27/2011	0.0024	J		<0.0065	U		<0.01	U		<0.0092	U		0.0083			<0.056	U		0.011			0.006	J		0.14			0.037			0.25		
		VMP-23-5-110211	11/2/2011	<0.004	U		<0.0046	U		<0.0072	U		<0.0065	U		<0.0038	U		<0.04	U		0.0012	J		0.001	J		<0.011	U		0.005			0.034		
		VMP-23-5-012512	1/25/2012	<0.0034	U		0.0016	J		<0.006	U		<0.0055	U		0.0019	J		<0.034	U		0.0024	J		<0.013	U		0.0045	J		0.0033	J		0.017		
		VMP-23-5-040912	4/9/2012	0.0051			<0.0047	U		<0.0073	U		<0.0067	U		0.0033	J		<0.041	U		0.011			<0.016	U		0.0021	J		0.012			0.041		
		VMP-23-5-070912	7/9/2012	<0.0037	U		0.0023	J		<0.0066	U		<0.006	U		0.0023	J		<0.036	U		0.0048			<0.014	U		0.023			<0.0042	U		<0.0035	J	U
		VMP-23-5-100312	10/3/2012	<0.0063	U		<0.0071	U		<0.011	U		<0.01	U		<0.0059	U		<0.062	U		0.0016	J		<0.024	U		0.0037	J		<0.0071	U		<0.0059	U	
		VMP-23-5-012413	1/24/2013	<0.0054	U		<0.0061	U		<0.0095	U		<0.0086	U		<0.0051	U		<0.053	U		0.0011	J		<0.02	U		0.015			<0.0061	U		<0.005	U	
	10 ft	VMP-23-10-021511	2/15/2011	0.0058	J		0.0024	J		<0.01	U		<0.0095	U		0.0088			<0.058	J	U	0.013			<0.022	U					<0.0067	U		<0.0056	U	
		VMP-23-10-042111	4/21/2011	0.16			0.022	J		<0.1	U		<0.096	U		1.5			<0.59	U		3.4			<0.56	U		3.5			<0.068	U		<0.56	U	
		VMP-23-10-072711	7/27/2011	<0.0055	U		<0.0062	U		<0.0096	U		<0.0088	U		<0.0052	U		<0.054	U		<0.0044	U		<0.021	U		<0.015	U		<0.0062	U		<0.0052	U	
		VMP-23-10-110211	11/2/2011	0.0013	J		<0.0045	J	U	<0.007	U		<0.0064	U		<0.0037	U		<0.039	U		0.0014	J		0.0016	J		<0.011	U		0.0074			0.064		
		VMP-23-10-012512	1/25/2012	0.0038			<0.0038	U		<0.0059	U		<0.0054	U		0.2			<0.033	U		0.44			<0.013	U		0.17			0.0024	J		0.01		
		VMP-23-10-040912	4/9/2012	0.0019	J		0.0012	J		<0.0075	U		<0.0068	U		<0.004	U		<0.042	U		0.0056			<0.016	U		0.0023	J	J	0.015			0.024		
		VMP-23-10-040912-Dup	4/9/2012	0.002	J		0.001	J		0.0042	J		<0.0068	U		0.0019	J		<0.042	U		0.0079			<0.016	U		0.045		J	0.015			0.024		
		VMP-23-10-070912	7/9/2012	<0.0034	U		<0.0038	J	U	<0.0059	U		<0.0054	U		<0.0032	U		<0.033	U		<0.0027	U		<0.013	U		0.0043	J		<0.0038	J	U	<0.0032	U	
		VMP-23-10-100312	10/3/2012	<0.0068	U		<0.0076	U		<0.012	U		<0.011	U		0.0018	J		<0.066	U		0.0032	J		<0.025	U		0.0082	J		<0.0076	U		<0.0064	U	
		VMP-23-10-012413	1/24/2013	<0.0054	U		<0.0061	U		<0.0095	U		<0.0086	U		<0.0051	U		<0.053	U		0.001	J		<0.02	U		0.002	J		<0.0061	U		<0.005	U	
	25 ft	VMP-23-25-021511	2/15/2011	<0.0055	U		<0.0062	U		<0.0096	U		<0.0088	U		0.0021	J		<0.054	U		0.0035	J		<0.021	U					<0.0062	U		<0.0052	U	
		VMP-23-25-042111	4/21/2011	<0.056	U		<0.063	U		<0.099	U		<0.09	U		0.68			<0.55	U		4.2			<0.53	U		15			<0.063	U		<0.53	U	
		VMP-23-25-072711	7/27/2011	0.0027	J		0.003	J		<0.011	U		<0.01	U		0.0034	J		0.0054	J		0.0031	J		<0.024	U		<0.017	U		0.024			0.12		
		VMP-23-25-110511	11/5/2011	0.00075	J		0.00094	J		<0.007	U		<0.0064	U		0.0015	J		<0.039	U		<0.0032	J	U	0.0008	J		0.0052	J		0.0024	J		0.018		
		VMP-23-25-012512	1/25/2012	0.0032	J		<0.004	U		<0.0063	U		<0.0057	U		0.16			<0.035	U		0.3			<0.013	U		0.06			0.0017	J		0.048		
		VMP-23-25-040912	4/9/2012	0.0081			0.0016	J		0.002	J		<0.0067	U		0.0044			<0.041	U		0.023			<0.016	U		5.2	E	J	0.024			0.073		
		VMP-23-25-071012	7/10/2012	<0.0053	U		<0.006	J	U	<0.0094	U		<0.0085	U		<0.005	U		<0.052	U		0.0019	J		<0.02	U		0.0078	J		<0.006	J	U	<0.005	J	U
		VMP-23-25-100312	10/3/2012	<0.0066	U		<0.0074	U		<0.012	U		<0.01	U		<0.0062	U		<0.065	U		0.0019	J		<0.025	U		0.0074	J		<0.0074	U		<0.0062	U	
		VMP-23-25-012413	1/24/2013	<0.0055	U		<0.0062	U		<0.0096	U		<0.0088	U		<0.0052	U		<0.054	U		<0.0044	U		<0.021	U		0.0076	J		<0.0062	U		<0.0052	U	
	40 ft	VMP-23-40-071012	7/10/2012	<0.0045	U		<0.0051	J	U	<0.0079	U		<0.0072	U		<0.0042	U		<0.044	U		0.0023	J		<0.017	J	U	0.023			<0.0051	J	U	<0.0042	J	U
		VMP-23-40-100312	10/3/2012	<0.0061	U		<0.0069	U		<0.011	U		<0.0098	U		0.0017	J		<0.06	U		0.0032	J		<0.023	U		0.0055	J		<0.0069	U		<0.0058	U	
		VMP-23-40-012413	1/24/2013	<0.0056	U		<0.0063	U		<0.0099	U		<0.009	U		<0.0053	U		<0.055	U		0.0012	J		<0.021	U		0.01	J		<0.0063	U		<0.0053	U	

SEE LAST PAGE OF TABLE FOR NOTES

TABLE 5
CUMULATIVE SUMMARY OF SOIL VAPOR ANALYTICAL DETECTIONS AND SCREENING RESULTS: VILLAGE - VOCS

Location	Depth	Sample ID	Sample Date	Ethylbenzene			4-Ethyltoluene			Freon 113			Freon 114			Heptane			Hexachlorobutadiene			Hexane			2-Hexanone (Methyl N-Butyl Ketone)			Isopentane			Isopropylbenzene (Cumene)			4-Methyl-2-pentanone (Methyl Isobutyl Ketone)		
				1400																										600					
				Result (mg/m^3)	Lab Quals	URS Quals	Result (mg/m^3)	Lab Quals	URS Quals	Result (mg/m^3)	Lab Quals	URS Quals	Result (mg/m^3)	Lab Quals	URS Quals	Result (mg/m^3)	Lab Quals	URS Quals	Result (mg/m^3)	Lab Quals	URS Quals	Result (mg/m^3)	Lab Quals	URS Quals	Result (mg/m^3)	Lab Quals	URS Quals	Result (mg/m^3)	Lab Quals	URS Quals	Result (mg/m^3)	Lab Quals	URS Quals	Result (mg/m^3)	Lab Quals	URS Quals
VMP-24	5 ft	VMP-24-5-021611	2/16/2011	<0.0061	U		<0.0069	U		<0.011	U		<0.0098	U		0.004	J		<0.06	U		0.0099			<0.023	U					<0.0069	J	U	<0.0058	U	
		VMP-24-5-040811	4/8/2011	<0.065	U		<0.074	U		<0.12	U		<0.1	U		0.18			<0.64	U		0.94			<0.25	U		11			<0.074	U		<0.062	U	
		VMP-24-5-072811	7/28/2011	0.0035	J		0.0043	J		<0.011	U		<0.0098	U		0.0054	J		<0.06	U		0.011			0.0051	J		0.063			0.029			0.071		
		VMP-24-5-110211	11/2/2011	0.0013	J		<0.0046	J	U	<0.0072	U		<0.0065	U		0.0017	J		<0.04	U		0.0038			0.00092	J		0.0077	J		0.0058			0.024		J
		VMP-24-5-110211-DUP	11/2/2011	0.0015	J		0.0068			<0.01	U		<0.0091	U		<0.0053	U		<0.055	U		0.0069			<0.021	U		0.015	J		0.0061	J		0.012		J
		VMP-24-5-012512	1/25/2012	0.0023	J		<0.004	U		<0.0062	U		<0.0056	U		<0.0033	U		<0.034	U		<0.0028	U		<0.013	U		0.0037	J		0.0044			0.018		
		VMP-24-5-040912	4/9/2012	0.0059			0.0037	J		<0.0073	U		<0.0067	U		0.0027	J		<0.041	U		0.017			<0.016	U		0.012			0.032			0.054		
		VMP-24-5-071212	7/12/2012	0.0022	J		0.0042	J		<0.007	U		<0.0064	U		0.0022	J		<0.039	U		0.0028	J		<0.015	U		0.0092	J		0.019			0.074		
		VMP-24-5-101912	10/19/2012	0.0012	J		<0.007	U		<0.011	U		<0.0099	U		<0.0058	U		<0.06	U		0.0033	J		<0.023	U		0.015	J		<0.007	U		<0.0058	U	
		VMP-24-5-012313	1/23/2013	<0.0055	U		<0.0062	U		<0.0096	U		<0.0088	U		<0.0052	U		<0.054	U		<0.0044	U		<0.021	U		<0.015	U		<0.0062	U		<0.0052	U	
	10 ft	VMP-24-10-021711	2/17/2011	0.0028	J		<0.0066	U		<0.01	U		<0.0094	U		<0.0055	U		<0.057	U		0.18			<0.022	U					<0.0066	J	U	<0.0055	U	
		VMP-24-10-041111	4/11/2011	<0.011	U		<0.012	U		<0.019	U		<0.018	U		0.055			<0.11	U		0.19			<0.041	U		1			<0.012	U		<0.01	U	
		VMP-24-10-072811	7/28/2011	0.0026	J		0.0032	J		<0.01	U		<0.0096	U		0.0039	J		<0.059	U		0.0031	J		0.0047	J		0.046			0.033			0.1		
		VMP-24-10-110211	11/2/2011	<0.0036	U		<0.004	J	U	<0.0063	U		<0.0057	U		<0.0034	U		<0.035	U		<0.0029	U		0.0013	J		<0.0097	U		<0.0044		U	0.028		
		VMP-24-10-012512	1/25/2012	0.0033	J		<0.0038	U		<0.0059	U		<0.0054	U		0.00083	J		<0.033	U		<0.0027	U		<0.013	U		0.0015	J		0.0037	J		0.013		
		VMP-24-10-041012	4/10/2012	0.0012	J		<0.0045	U		<0.007	U		<0.0064	U		0.0023	J		<0.039	U		0.002	J		<0.015	U		0.071			<0.0045	U		<0.0037	U	
		VMP-24-10-071212	7/12/2012	0.003	J		<0.0052	J	U	<0.0081	U		<0.0074	U		<0.0043	U		<0.045	U		<0.0037	U		<0.017	J	U	0.0051	J		0.038			0.16		
		VMP-24-10-100912	10/9/2012	<0.0057	U		<0.0065	U		<0.01	U		<0.0092	U		<0.0054	U		<0.056	U		0.00099	J		<0.022	U		0.0071	J		<0.0065	U		<0.0054	U	
		VMP-24-10-012313	1/23/2013	<0.006	U		<0.0068	U		<0.01	U		<0.0096	U		<0.0056	U		<0.059	U		<0.0049	U		<0.023	U		0.0034	J		<0.0068	U		<0.0056	U	
	22 ft	VMP-24-22-021711	2/17/2011	0.0059			0.0026	J		<0.01	U		<0.0094	U		0.053			<0.057	U		0.11			<0.022	U					<0.0066	J	U	<0.0055	U	
		VMP-24-22-041111	4/11/2011	<0.0055	U		<0.0062	U		<0.0096	U		<0.0088	U		<0.0052	U		<0.054	U		0.0018	J		<0.021	U		0.0062	J		<0.0062	U		<0.0052	U	
		VMP-24-22-072811	7/28/2011	0.0013	J		0.0019	J		<0.0096	U		<0.0088	U		<0.0052	U		<0.054	U		0.00091	J		<0.021	U		<0.015	U		0.019			0.042		
		VMP-24-22-072811-Dup	7/28/2011	0.0015	J		<0.0071	U		<0.011	U		<0.01	U		<0.0059	U		<0.062	U		0.00098	J		<0.024	U		<0.017	U		0.018			0.041		
		VMP-24-22-110611	11/6/2011	0.001	J		0.00058	J		<0.0067	U		<0.0061	U		0.0021	J		<0.037	U		0.0027	J		<0.014	U		0.08			0.0028	J		0.021		
		VMP-24-22-012512	1/25/2012	<0.0036	U		<0.004	U		<0.0063	U		<0.0057	U		<0.0034	U		<0.035	U		<0.0029	U		<0.013	U		<0.0097	U		0.005			0.018		
		VMP-24-22-041012	4/10/2012	0.0018	J		<0.0044	U		<0.0068	U		<0.0062	U		0.0074			0.012	J		0.015			<0.015	U		0.11			<0.0044	U		0.0018	J	
		VMP-24-22-071212	7/12/2012	0.0019	J		<0.0053	J	U	<0.0083	U		<0.0076	U		0.0016	J		<0.046	U		0.0019	J		<0.018	J	U	0.0052	J		0.023			0.1		
		VMP-24-22-100912	10/9/2012	<0.0058	U		<0.0066	U		<0.01	U		<0.0094	U		<0.0055	U		<0.057	U		0.0011	J		<0.022	U		<0.016	U		<0.0066	U		<0.0055	U	
		VMP-24-22-012313	1/23/2013	<0.0061	U		<0.0069	U		<0.011	U		<0.0098	U		<0.0058	U		<0.06	U		<0.005	U		<0.023	U		0.011	J		<0.0069	U		<0.0058	U	
	34 ft	VMP-24-34-021711	2/17/2011	<0.0058	U		<0.0066	U		<0.01	U		<0.0094	U		0.0022	J		<0.057	U		0.0018	J		<0.022	U					<0.0066	U		<0.0055	U	
		VMP-24-34-041111	4/11/2011	<0.0052	U		<0.0059	U		<0.0093	U		<0.0084	U		<0.005	U		<0.052	U		0.0016	J		<0.02	U		0.0049	J		<0.0059	U		<0.005	U	
		VMP-24-34-072811	7/28/2011	0.0017	J		0.002	J		<0.0082	U		<0.0074	U		0.0016	J		<0.045	U		0.0019	J		<0.017	U		<0.012	U		0.016			0.053		
		VMP-24-34-110611	11/6/2011	0.0011	J		0.0013	J		<0.0052	U		<0.0048	U		0.0017	J		<0.029	U		<0.0024		U	0.00049	J		0.012			0.0016	J		0.012		
		VMP-24-34-012512	1/25/2012	<0.0036	U		<0.0041	U		<0.0064	U		<0.0059	U		<0.0034	U		<0.036	U		<0.003	U		<0.014	U		0.0029	J		0.0063			0.035		
		VMP-24-34-041012	4/10/2012	0.004	J		<0.0046	U		<0.0072	U		<0.0065	U		0.012			<0.04	U		0.0065			<0.015	U		0.013			0.016			0.045		
		VMP-24-34-071212	7/12/2012	0.0027	J		<0.0044	J	U	<0.0068	U		<0.0062	U		0.0023	J		<0.038	U		0.0028	J		0.0022	J		0.007	J		0.024			0.12		
		VMP-24-34-100912	10/9/2012	<0.006	U		<0.0068	U		<0.01	U		<0.0096	U		0.003	J		<0.059	U		0.0034	J		<0.023	U		0.013	J		<0.0068	U		<0.0056	U	
		VMP-24-34-012313	1/23/2013	<0.0063	U		<0.0071	U		<0.011	U		<0.01	U		<0.0059	U		<0.062	U		<0.0051	U		<0.024	U		<0.017	U		<0.0071	U		<0.0059	U	
VMP-31	5 ft	VMP-31-5-042512	4/25/2012	0.0043			0.0022	J		<0.0073	U		<0.0067	U		0.0026	J		<0.041	U		0.0015	J		<0.016	U		0.0029	J		0.021			0.079		
		VMP-31-5-072012	7/20/2012	<0.0041	U		<0.0047	U		<0.0073	U		<0.0067	U		<0.0039	U		<0.041	U		<0.0034	U		0.0016	J		<0.011	U		0.0022	J		0.017		
		VMP-31-5-102612	10/26/2012	<0.006	U		0.00084	J		<0.01	U		<0.0096	U		0.011			<0.059	U		0.021			<0.023	U		0.2			0.026			0.09		
		VMP-31-5-021113	2/11/2013	0.012			0.018			<0.0099	U		<0.009	U		0.0071			<0.055	U		0.011			<0.021	U		0.017			0.0022	J		0.0029	J	
	10 ft	VMP-31-10-042512	4/25/2012	0.0035	J		0.002	J		<0.0098	U		<0.0089	U		0.01			<0.054	U		0.0021			<0.021	U		0.13			0.019			0.072		
		VMP-31-10-072612	7/26/2012	0.004	J		0.0022	J		<0.0075	U		<0.0068	U		0.0037	J		<0.042	U		0.0013	J		<0.016	U		<0.012	U		0.04			0.04		
		VMP-31-10-102612	10/26/2012	<0.0064	U		<0.0073	U		<0.011	U		<0.01	U		<0.0061	U		<0.063	U		0.0019	J		<0.024	U		0.057			0.02			0.11		
		VMP-31-10-021313	2/13/2013	0.013			0.012			<0.011	U		<0.0098	U		0.0075			<0.06	U		0.016			<0.023	U		0.12			0.0026	J		0.0033	J	
	20 ft	VMP-31-20-101912	10/19/2012	<6	U		<6.8	U		<10	U		<9.6	U		<5.6	U		<59	U		2	J		<23	U		25			<6.8	U		<5.6	U	
		VMP-31-20-021113	2/11/2013	<0.086	U		<0.097	U		<0.15	U		<0.14	U		<0.081	U		<0.84	U		<0.069	U		<0.32	U		13			<0.097	U		<0.32	U	
	30 ft	VMP-31-30-042512	4/25/2012	3			0.54	J		<3.8	U		<3.4	U		16			<21	U		180			<8	U		1100			0.66	J		<2	U	
		VMP-31-30-042512-Dup	4/25/2012	3.2			0.6	J		<3.8	U		<3.4	U		19			<21	U		210			<8	U		1200			0.75	J		<2	U	
		VMP-31-30-072012	7/20/2012	<0.41	U		<0.47	U		<0.73	U		<0.67	U		<0.39	U		<4.1	U		2.6			<1.6	U		46			<0.47	U		<0.39	U	
		VMP-31-30-101912	10/19/2012	<0.37	U		<0.42	U		<0.66	U		<0.6	U		<0.35	U		<3.7	U		0.28	J		<1.4	U		34			<0.42	U		<0.35	U	
		VMP-31-30-021113	2/11/2013	<6.1	U		<6.9	U		<11	U		<9.8	U		<5.8	U		<60	U		<5	U		<23	U		1400			<6.9	U		<23	U	
VMP-32	5 ft	VMP-32-5-042512	4/25/2012	0.0034	J		0.0023	J		<0.0072	U		<0.0065	U		0.0034	J		<0.04	U		0.0029	J		<0.015	U		<0.011	U		0.026			0.11		
		VMP-32-5-072012	7/20/2012	<0.0036	U		0.0011	J		<0.0064	U		<0.0059	U		0.0031	J		<0.036	U		0.0021	J		0.00074	J		<0.0099	U		0.00057	J		0.0029	J	
		VMP-32-5-101812	10/18/2012	<0.0069	U		<0.0078	U		<0.012	U		<0.011	U		0.022			<0.068	U		0.01			<0.026	U		0.014	J		0.0015	J		<0.0065	U	
		VMP-32-5-020513	2/5/2013	<0.0055	U		<0.0062	J	U	<0.0096	U		<0.0088	U		<0.0052	U		<0.054	U		<0.0044	U		<0.021	U		0.0023	J		<0.0062	U		<0.0052	U	
	10 ft	VMP-32-10-041612	4/16/2012	0.0017	J		0.00093	J		<0.0066	U		<0.006	U		0.0015	J		<0.036	U		0.24			<0.014	U		0.025			0.018			0.056		
		VMP-32-10-072012	7/20/2012	<0.0042	U		<0.0048	U		<0.0075	U		<0.0068	U		0.0023	J		<0.042	U		0.0017	J		0.0012	J		<0.012	U		<0.0048	U		0.0014	J	
		VMP-32-10-101812	10/18/2012	<0.0064	U		<0.0073	U		<0.011	U		<0.01	U		0.012			<0.063	U		0.0056			<0.024	U		0.02			<0.0073	U		<0.0061	U	
		VMP-32-10-020513	2/5/2013	<0.0055	U		<0.0062	J	U	<0.0096	U		<0.0088	U		<0.0052	U		<0.054	U		<0.0044	U		<0.021	U		<0.015	U		<0.0062	U		<0.0052	U	
	20 ft	VMP-32-20-041612	4/16/2012	0.04	J		<0.096	U		<0.15	U		<0.14	U		0.068	J		<0.84	U		0.07			<0.32	U		0.24			0.016	J		0.079	J	
		VMP-32-20-072012	7/20/2012	<0.0041	U		0.00052	J		<0.0073	U		<0.0067	U		<0.0039	U		<0.041	U		<0.0034	U		0.0011	J		<0.011	U		<0.0047	U		0.0014	J	
		VMP-32-20-101812	10/18/2012	<0.006	U		<0.0068	U		<0.01	U		<0.0096	U		0.0094			<0.059	U		0.0039	J		<0.023	U		0.0033	J		0.0043	J		0.012		
		VMP-32-20-020513	2/5/2013	<0.0061	U		<0.0069	U		<0.011	U		<0.0098	U		<0.0058	U		<0.06	U		<0.005	U		<0.023	U		<0.017	U		<0.0069	U		0.0033	J	
	30 ft	VMP-32-30-041612	4/16/2012	8.6			1.3	J		<3.6	U		<3.3	U		400			<20	U		1100			<7.7	U		3700			0.49	J		<1.9	U	
		VMP-32-30-072012	7/20/2012	<4.2	U		<4.7	U		<7.4	U		<6.7	U		230			<41	U		470			<16	U		1500			<4.7	U		<4	U	
		VMP-32-30-101812	10/18/2012	<0.24	U		<0.27	U		<0.42	U		<0.38	U		<0.22	U		<2.3	U		0.16	J		<0.9	U		1.7			<0.27	U		<0.22	U	
		VMP-32-30-020513	2/5/2013	<0.24	U		<0.28	U		<0.43	U		<0.39	U		<0.23	U		<2.4	U		<0.2	U		<0.92	U		0.18	J		<0.28	U		<0.92	U	

SEE LAST PAGE OF TABLE FOR NOTES

TABLE 5
CUMULATIVE SUMMARY OF SOIL VAPOR ANALYTICAL DETECTIONS AND SCREENING RESULTS: VILLAGE - VOCS

Location	Depth	Sample ID	Sample Date	Ethylbenzene 1400			4-Ethyltoluene			Freon 113			Freon 114			Heptane			Hexachlorobutadiene			Hexane			2-Hexanone (Methyl N-Butyl Ketone)			Isopentane			Isopropylbenzene (Cumene) 600			4-Methyl-2-pentanone (Methyl Isobutyl Ketone)		
				Result (mg/m^3)	Lab Quals	URS Quals	Result (mg/m^3)	Lab Quals	URS Quals	Result (mg/m^3)	Lab Quals	URS Quals	Result (mg/m^3)	Lab Quals	URS Quals	Result (mg/m^3)	Lab Quals	URS Quals	Result (mg/m^3)	Lab Quals	URS Quals	Result (mg/m^3)	Lab Quals	URS Quals	Result (mg/m^3)	Lab Quals	URS Quals	Result (mg/m^3)	Lab Quals	URS Quals	Result (mg/m^3)	Lab Quals	URS Quals	Result (mg/m^3)	Lab Quals	URS Quals
VMP-42	10 ft	VMP-42-10-041812	4/18/2012	0.0046			0.0011	J		<0.0066	U		<0.006	U		0.026			<0.036	U		0.051		J	<0.014	U		0.036			0.026			0.2		
		VMP-42-10-041812-Dup	4/18/2012	0.0046			<0.0043	U		<0.0067	U		<0.0061	U		0.02			<0.037	U		0.02		J	<0.014	U		0.024			0.025			0.2		
		VMP-42-20-041812	4/18/2012	0.77	J		<2.2	U		<3.4	U		<3.1	U		<1.8	U		<19	U		9.3			<7.3	U		340			<2.2	U		<1.8	U	
		VMP-42-10-071912	7/19/2012	0.0043			0.0027	J		<0.0073	U		<0.0067	U		0.0076			<0.041	U		0.0065			0.0027	J		0.016			0.026			0.14		
		VMP-42-10-101212	10/12/2012	<0.0067	U		<0.0076	U		<0.012	U		<0.011	U		<0.0063	U		<0.066	U		<0.0054	U		<0.025	U		<0.018	U		0.0044	J		0.06		
		VMP-42-10-013113	1/31/2013	<0.0061	U		<0.0069	J	U	<0.011	U		<0.0098	U		<0.0058	U		<0.06	U		0.00093	J		<0.023	U		<0.017	U		<0.0069	U		<0.0058	U	
	20 ft	VMP-42-20-071912	7/19/2012	0.0087			0.0042	J		<0.0072	U		<0.0065	U		0.039			<0.04	U		0.03			<0.015	U		0.022			0.022			0.11		
		VMP-42-20-101212	10/12/2012	<0.0059	U		<0.0067	U		<0.01	U		<0.0095	U		<0.0056	U		<0.058	U		<0.0048	U		<0.022	U		0.0035	J		<0.0067	U		0.0054	J	
		VMP-42-20-101212-Dup	10/12/2012	<0.006	U		<0.0069	U		<0.01	U		<0.0096	U		<0.0056	U		<0.059	U		0.0018	J		<0.023	U		0.03			<0.0068	U		0.0054	J	
		VMP-42-20-013113	1/31/2013	<0.0056	U		<0.0063	J	U	<0.0099	U		<0.009	U		0.0039	J		<0.055	U		0.0045			<0.021	U		0.0051	J		<0.0063	U		<0.0053	U	
	30 ft	VMP-42-30-041912	4/19/2012	<4	U		<4.6	U		<7.2	U		<6.5	U		<3.8	U		<40	U		51			<15	U		1700			<4.6	U		<3.8	U	
		VMP-42-30-071912	7/19/2012	0.0073		J	0.0099		J	<0.0067	U		<0.0061	U		<0.0036	U		<0.037	U		0.077		J	<0.014	U		55			0.036		J	0.2		J
		VMP-42-30-101212	10/12/2012	<0.0063	U		<0.0071	U		<0.011	U		<0.01	U		0.0036	J		<0.062	U		0.06			<0.024	U		0.42			<0.0071	U		0.0094		
		VMP-42-30-101212-Dup	10/12/2012	<0.0063	U		<0.0071	U		<0.011	U		<0.01	U		0.0031	J		<0.062	U		0.057			<0.024	U		0.4			<0.0071	U		0.01		
		VMP-42-30-013113	1/31/2013	<0.006	U		<0.0068	U		<0.01	U		<0.0096	U		0.0013	J		<0.059	U		0.0018	J		<0.023	U		0.1			<0.0068	U		<0.0056	U	
VMP-43	10 ft	VMP-43-10-041612	4/16/2012	0.0036	J		0.0022	J		<0.0075	U		<0.0068	U		0.019			<0.042	U		0.03			0.0035	J		0.02			0.029			0.22		
		VMP-43-10-071912	7/19/2012	0.009			0.0042	J		<0.014	U		<0.013	U		0.024			<0.08	U		0.021			0.0039	J		0.014	J		0.03			0.14		
		VMP-43-10-101612	10/16/2012	<0.0069	U		<0.0078	U		<0.012	U		<0.011	U		<0.0065	U		<0.068	U		<0.0056	U		<0.026	U		0.0017	J		0.0042	J		0.0089		
	20 ft	VMP-43-20-041612	4/16/2012	0.014	J		0.017	J		<0.073	U		<0.067	U		0.24			<0.41	U		1.9			<0.16	U		21			0.021	J		0.068		
		VMP-43-20-071912	7/19/2012	0.0065	J		<0.017	U		<0.026	U		<0.024	U		0.0063	J		<0.15	U		0.024			<0.056	U		0.69			0.027			0.14		
		VMP-43-20-101812	10/18/2012	<0.0057	U		<0.0065	U		<0.01	U		<0.0092	U		<0.0054	U		<0.056	U		<0.0046	U		<0.022	U		0.034			0.0038	J		0.0072		
		VMP-43-20-012413	1/24/2013	<0.0057	U		<0.0065	U		<0.01	U		<0.0092	U		<0.0054	U		<0.056	U		<0.0046	U		<0.022	U		0.004	J		<0.0065	U		0.0018	J	
	30 ft	VMP-43-30-042312	4/23/2012	<0.038	U		<0.043	U		<0.067	U		<0.061	U		<0.036	U		<0.37	U		0.12			<0.14	U		0.14			0.02	J		0.12		
		VMP-43-30-071912	7/19/2012	0.0075			0.0052			<0.0073	U		<0.0067	U		0.013			<0.041	U		0.015			0.0036	J		0.02			0.016			0.087		
		VMP-43-30-101812	10/18/2012	<0.006	U		<0.0068	U		<0.01	U		<0.0096	U		<0.0056	U		<0.059	U		0.0046	J		<0.023	U		0.032			0.00086	J		0.002	J	
		VMP-43-30-012413	1/24/2013	<0.0058	U		<0.0066	U		<0.01	U		<0.0094	U		<0.0055	U		<0.057	U		<0.0047	U		<0.022	U		0.0048	J		<0.0066	U		<0.0055	U	
VMP-44	10 ft	VMP-44-10-041912	4/19/2012	<2	U		<2.2	U		<3.5	U		<3.2	U		39			<20	U		86			<7.5	U		610			<2.2	U		<1.9	U	
		VMP-44-10-072012	7/20/2012	0.1	J	J	0.51	J	J	<1.2	U		<1.1	U		73		J	<6.5	U		120		J	<2.5	U		300		J	<0.75	U		<0.63	U	
		VMP-44-10-081012	8/10/2012	0.24	J	J	0.4	J	J	<0.7	U		<0.64	U		61		J	<3.9	U		110		J	<1.5	U		250		J	0.076	J	J	<0.37	U	
		VMP-44-10-101212	10/12/2012	0.19	J		<1.4	U		<2.2	U		<2	U		7.8			<12	U		10			<4.6	U		11			<1.4	U		<1.2	U	
		VMP-44-10-012513	1/25/2013	<0.5	U		<0.56	U		<0.88	U		<0.8	U		<0.47	U		<4.9	U		5.1			<1.9	U		8.4			<0.56	U		<0.47	U	
	20 ft	VMP-44-20-041912	4/19/2012	1.1			0.33	J	J	<0.77	U		<0.7	U		110			<4.3	U		270			<1.6	U		580			0.2	J		<0.41	U	
		VMP-44-20-072512	7/25/2012	<0.74	U		<0.84	U		<1.3	U		<1.2	U		100		J	<7.3	U		250		J	<2.8	U		500			<0.84	U		<0.7	U	
		VMP-44-20-101212	10/12/2012	<2.5	U		<2.8	U		<4.4	U		<4	U		1.7	J		<24	U		21			<9.3	U		180			<2.8	U		<2.3	U	
		VMP-44-20-012513	1/25/2013	<0.18	U		<0.2	U		<0.32	U		<0.29	U		<0.17	U		<1.8	U		0.38			<0.68	U		16			<0.2	U		<0.17	U	
	30 ft	VMP-44-30-041912	4/19/2012	1.6			0.52	J	J	<0.45	U		<0.41	U		3.3			<2.5	U		16			<0.96	U		140			0.19	J		0.48		
		VMP-44-30-072512	7/25/2012	0.82			0.17			<0.075	U		<0.068	U		0.94			<0.42	U		3.3			<0.16	U		11			0.077			<0.04	U	
		VMP-44-30-072512-Dup	7/25/2012	0.83			0.16			<0.075	U		<0.068	U		0.96			<0.42	U		3.3			<0.16	U		12			0.08			<0.04	U	
		VMP-44-30-101512	10/15/2012	<0.26	U		<0.3	U		<0.46	U		<0.42	U		0.63			<2.6	U		4.8			<0.99	U		40			<0.3	U		<0.25	U	
		VMP-44-30-101512-Dup	10/15/2012	<0.24	U		<0.28	U		<0.43	U		<0.39	U		0.6			<2.4	U		4.7			<0.92	U		39			<0.28	U		<0.23	U	
		VMP-44-30-012513	1/25/2013	<0.063	U	UJ	<0.072	U	UJ	<0.11	U	UJ	<0.1	U	UJ	<0.06	U	UJ	<0.62	U	UJ	0.017	J	J	<0.24	U	UJ	0.061	J	J	<0.072	U	UJ	<0.06	U	UJ
VMP-45	10 ft	VMP-45-10-041912	4/19/2012	0.0017	J		<0.0045	U		<0.007	U		<0.0064	U		0.0022	J		<0.039	U		0.0041			<0.015	U		0.0025	J		0.032			0.18		
		VMP-45-10-071912	7/19/2012	0.0055			0.0019	J		<0.0072	U		<0.0065	U		0.013			<0.04	U		0.001	J		0.0032	J		0.002	J		0.044			0.25		
		VMP-45-10-101512	10/15/2012	<0.0063	U		<0.0072	U		<0.011	U		<0.01	U		<0.006	U		<0.062	U		0.001	J		<0.024	U		0.0068	J		<0.0072	U		<0.006	U	
		VMP-45-10-013013	1/30/2013	<0.0055	U		<0.0062	U		<0.0096	U		<0.0088	U		0.0012	J		<0.054	U		0.002	J		<0.021	U		0.0025	J		<0.0062	U		0.0011	J	
	20 ft	VMP-45-20-041912	4/19/2012	3.8			0.7			<0.44	U		<0.4	U		<0.23	U		<2.4	U		0.73			<0.93	U		4.7			0.18	J		<0.23	U	
		VMP-45-20-071912	7/19/2012	0.022	J		<0.088	U		<0.14	U		<0.12	U		0.074			<0.76	U		0.06	J		<0.29	U		0.98			0.028	J		<0.073	U	
		VMP-45-20-101512	10/15/2012	<0.006	U		<0.0068	U		<0.01	U		<0.0096	U		0.0018	J		<0.059	U		0.0039	J		<0.023	U		0.054			<0.0068	J	U	0.0076		
		VMP-45-20-013013	1/30/2013	<0.0057	U		<0.0065	U		<0.01	U		<0.0092	U		<0.0054	U		<0.056	U		<0.0046	U		<0.022	U		0.0051	J		<0.0065	U		<0.0054	U	
	30 ft	VMP-45-30-041912	4/19/2012	<0.16	U		0.052	J	J	<0.29	U		<0.27	U		3.1		J	<1.6	U		0.57		J	<0.62	U		4.5		J	0.23		J	<0.16	U	
		VMP-45-30-071912	7/19/2012	<0.041	U		<0.047	U		<0.073	U		<0.067	U		<0.039	U		<0.41	U		<0.034	U		<0.16	U		0.13			0.05			0.12		
		VMP-45-30-101512	10/15/2012	<0.006	U		<0.0068	U		<0.01	U		<0.0096	U		<0.0056	U		<0.059	U		0.0044	J		<0.023	U		0.039			<0.0068	U		<0.0056	U	
		VMP-45-30-101512-Dup	10/15/2012	<0.0059	U		<0.0067	U		<0.01	U		<0.0095	U		<0.0056	U		<0.058	U		0.0035	J		<0.022	U		0.044			<0.0067	U		<0.0056	U	
		VMP-45-30-013013	1/30/2013	<0.01	U		<0.012	U		<0.018	U		<0.017	U		<0.0099	U		<0.1	U		0.0028	J		<0.04	U		0.0078	J		<0.012	U		<0.0099	U	

SEE LAST PAGE OF TABLE FOR NOTES

TABLE 5
CUMULATIVE SUMMARY OF SOIL VAPOR ANALYTICAL DETECTIONS AND SCREENING RESULTS: VILLAGE - VOCS

Location	Depth	Sample ID	Sample Date	Ethylbenzene			4-Ethyltoluene			Freon 113			Freon 114			Heptane			Hexachlorobutadiene			Hexane			2-Hexanone (Methyl N-Butyl Ketone)			Isopentane			Isopropylbenzene (Cumene)			4-Methyl-2-pentanone (Methyl Isobutyl Ketone)		
				1400																										600					
				Result (mg/m^3)	Lab Quals	URS Quals	Result (mg/m^3)	Lab Quals	URS Quals	Result (mg/m^3)	Lab Quals	URS Quals	Result (mg/m^3)	Lab Quals	URS Quals	Result (mg/m^3)	Lab Quals	URS Quals	Result (mg/m^3)	Lab Quals	URS Quals	Result (mg/m^3)	Lab Quals	URS Quals	Result (mg/m^3)	Lab Quals	URS Quals	Result (mg/m^3)	Lab Quals	URS Quals	Result (mg/m^3)	Lab Quals	URS Quals	Result (mg/m^3)	Lab Quals	URS Quals
VMP-47	5 ft	VMP-47-5-012113	1/21/2013	<0.0063	U		<0.0071	U		<0.011	U		<0.01	U		<0.0059	U		<0.062	U		0.0019	J		<0.024	U		0.089			<0.0071	U		<0.0059	U	
		[1]VMP-47-5-012313-R	1/23/2013	<21	U		<24	U		<37	U		<34	U		<20	U		<210	U		<17	U		<79	U		4700			<24	U		<20	U	
	10 ft	VMP-47-10-012113	1/21/2013	<0.006	U		<0.0068	U		<0.01	U		<0.0096	U		<0.0056	U		<0.059	U		<0.0049	U		<0.023	U		0.0052	J		<0.0068	U		<0.0056	U	
		[1]VMP-47-10-012313-R	1/23/2013	<0.52	U		<0.59	U		<0.93	U		<0.84	U		<0.5	U		<5.2	U		1.7			<2	U		560			<0.59	U		<0.5	U	
	20 ft	VMP-47-20-012113	1/21/2013	<5.5	U		<6.2	U		<9.6	U		<8.8	U		<5.2	U		<54	U		<4.4	U		<21	U		1200			<6.2	U		<5.2	U	
		[1]VMP-47-20-012313-R	1/23/2013	<13	U		<15	U		<23	U		<21	U		<12	U		<130	U		20			<49	U		3500			<15	U		<12	U	
	30 ft	VMP-47-30-012113	1/21/2013	<4	U		<4.5	U		<7	U		<6.4	U		<3.8	U		<39	U		<3.2	U		<15	U		1100			<4.5	U		<3.8	U	
		[1]VMP-47-30-012313-R	1/23/2013	<21	U		<23	U		<36	U		<33	U		<20	U		<200	U		<17	U		<78	U		4600			<23	U		<19	U	
VMP-48	5 ft	VMP-48-5-020113	2/1/2013	<0.0056	U		<0.0063	J	U	<0.0098	U		<0.009	U		<0.0053	U		<0.055	U		<0.0045	U		<0.021	U		0.0026	J		<0.0063	U		<0.0053	U	
	10 ft	VMP-48-10-020113	2/1/2013	<0.0058	U		<0.0065	U		<0.01	U		<0.0093	U		<0.0054	U		<0.057	U		0.00089	J		<0.022	U		0.0028	J		<0.0065	U		<0.0054	U	
	20 ft	VMP-48-20-020113	2/1/2013	<0.0055	U		<0.0063	U		<0.0098	U		<0.0089	U		<0.0052	U		<0.054	U		0.0018	J		<0.021	U		0.022			<0.0063	U		<0.0052	U	
	30 ft	VMP-48-30-020113	2/1/2013	0.0021	J	J	0.012			<0.01	U		<0.0091	U		0.01			<0.056	U		0.015			<0.021	U		0.22			0.00088	J		<0.0053	U	
		VMP-48-30-020113-DUP	2/1/2013	<0.022	U	UJ	0.012	J		<0.04	U		<0.036	U		0.0087	J		<0.22	U		0.017	J		<0.085	U		0.22			<0.026	U		<0.021	U	
VMP-49	5 ft	VMP-49-5-020113	2/1/2013	<0.0058	U		<0.0066	U		<0.01	U		<0.0094	U		<0.0055	U		<0.057	U		<0.0047	U		<0.022	U		<0.016	U		<0.0066	U		0.0013	J	
	10 ft	VMP-49-10-020113	2/1/2013	<0.0057	J	U	<0.0065	J	U	<0.01	U		<0.0092	U		<0.0054	U		<0.056	U		0.0016	J		<0.022	U		0.002	J		<0.0065	J	U	<0.0054	U	
	20 ft	VMP-49-20-020113	2/1/2013	<0.0056	U		<0.0063	U		<0.0099	U		<0.009	U		0.0014	J		<0.055	U		0.0021	J		<0.021	U		0.0029	J		<0.0063	U		<0.0053	U	
	30 ft	VMP-49-30-020113	2/1/2013	<0.27	U		<0.3	U		<0.47	U		<0.43	U		<0.25	U		<2.6	U		0.073	J		<1	U		47			<0.3	U		0.11	J	
VMP-50	5 ft	VMP-50-5-020113	2/1/2013	<0.0055	U		<0.0062	J	U	<0.0096	U		<0.0088	U		0.0012	J		<0.054	U		0.004	J		<0.021	U		0.12			<0.0062	U		<0.0052	U	
	10 ft	VMP-50-10-020113	2/1/2013	<0.006	U		<0.0068	J	U	<0.01	U		<0.0096	U		<0.0056	U		<0.059	U		0.0021	J		<0.023	U		0.042			<0.0068	U		<0.0056	U	
	20 ft	VMP-50-20-020113	2/1/2013	0.017	J		0.0095	J		<0.041	U		<0.037	U		0.16			<0.23	U		0.061			<0.088	U		0.13			0.0048	J		<0.022	U	
	30 ft	VMP-50-30-020113	2/1/2013	370			88			<9.9	U		<9	U		570			<55	U		1100			<21	U		1100			19			<5.3	U	
VMP-51	5 ft	VMP-51-5-020113	2/1/2013	<0.0059	U		<0.0067	U		<0.01	U		<0.0095	U		<0.0056	U		<0.058	U		0.0011	J		<0.022	U		0.0019	J		<0.0067	U		<0.0056	U	
	10 ft	VMP-51-10-020113	2/1/2013	<0.006	U		<0.0068	U		<0.01	U		<0.0096	U		<0.0056	U		<0.059	U		0.0013	J		<0.023	U		<0.016	U		<0.0068	U		<0.0056	U	
	20 ft	VMP-51-20-021513-R	2/15/2013	0.0045	J		0.0019	J		<0.01	U		<0.0092	U		<0.0054	U		<0.056	U		0.0012	J		<0.022	U		0.0086	J		0.0028	J		<0.0054	U	
	30 ft	VMP-51-30-020413	2/4/2013	<0.0063	U		<0.0071	U		<0.011	U		<0.01	U		0.0026	J		<0.062	U		0.0052			<0.024	U		0.016	J		<0.0071	U		<0.0059	U	
		VMP-51-30-020413-DUP	2/4/2013	<0.0061	U		<0.0069	U		<0.011	U		<0.0098	U		0.0038	J		<0.06	U		0.007			<0.023	U		0.032			<0.0069	U		<0.0058	U	
VMP-52	5 ft	VMP-52-5-020413	2/4/2013	<0.0055	U		<0.0062	J	U	<0.0096	U		<0.0088	U		<0.0052	U		<0.054	U		0.0014	J		<0.021	U		0.005	J		<0.0062	U		0.0099		
	10 ft	VMP-52-10-020413	2/4/2013	<0.0052	U		<0.0059	U		<0.0092	U		<0.0084	U		<0.0049	U		<0.051	U		0.001	J		<0.02	U		0.0047	J		<0.0059	U		<0.0049	U	
	20 ft	VMP-52-20-020413	2/4/2013	<0.0058	U		<0.0066	J	U	<0.01	U		<0.0094	U		0.0043	J		<0.057	J	U	0.01			<0.022	U		0.053			<0.0066	U		<0.0055	U	
		VMP-52-20-020413-DUP	2/4/2013	<0.0056	U		<0.0063	J	U	<0.0098	U		<0.009	U		<0.0053	U		<0.055	U		0.0052			<0.021	U		0.03			<0.0063	U		<0.0053	U	
	30 ft	VMP-52-30-020413	2/4/2013	<0.0061	U		<0.0069	U		<0.011	U		<0.0098	U		0.0013	J		<0.06	U		0.011			<0.023	U		0.043			<0.0069	U		<0.0058	U	
VMP-53	5 ft	VMP-53-5-020513	2/5/2013	<0.0056	U		<0.0063	U		<0.0099	U		<0.009	U		<0.0053	U		<0.055	U		0.00092	J		<0.021	U		0.0017	J		<0.0063	U		<0.0053	U	
	10 ft	VMP-53-10-020513	2/5/2013	<0.0057	U		<0.0065	U		<0.01	U		<0.0092	U		0.0016	J		<0.056	U		0.004	J		<0.022	U		0.013	J		<0.0065	U		<0.0054	U	
		VMP-53-10-020513-DUP	2/5/2013	<0.0054	U		<0.0061	U		<0.0095	U		<0.0086	U		0.0013	J		<0.053	U		0.0021	J		<0.02	U		0.0065	J		<0.0061	U		<0.005	U	
	20 ft	VMP-53-20-020513	2/5/2013	<0.0057	U		<0.0065	U		<0.01	U		<0.0092	U		<0.0054	U		<0.056	U		0.0016	J		<0.022	U		0.006	J		<0.0065	U		<0.0054	U	
	30 ft	VMP-53-30-020513	2/5/2013	<0.0058	U		<0.0066	U		<0.01	U		<0.0094	U		<0.0055	U		<0.057	U		0.00081	J		<0.022	U		<0.016	U		<0.0066	U		<0.0055	U	
VMP-54	5 ft	VMP-54-5-020613	2/6/2013	0.011			0.043			<0.01	U		<0.0096	U		0.005	J		<0.059	U		0.006			<0.023	U		0.028			<0.0068	J	U	<0.0056	U	
	10 ft	VMP-54-10-020613	2/6/2013	0.0034	J		0.0064	J		<0.011	U		<0.0098	U		0.0013	J		<0.06	U		0.0017	J		<0.023	U		0.0039	J		<0.0069	U		<0.0058	U	
	20 ft	VMP-54-20-020613	2/6/2013	<0.006	U		<0.0068	J	U	<0.01	U		<0.0096	U		0.004	J		<0.059	U		0.004	J		<0.023	U		0.003	J		<0.0068	U		<0.0056	U	
		VMP-54-20-020613-DUP	2/6/2013	<0.006	U		<0.0068	J	U	<0.01	U		<0.0096	U		0.0048	J		<0.059	U		0.0064			<0.023	U		0.012	J		<0.0068	U		<0.0056	U	
	30 ft	VMP-54-30-020613	2/6/2013	<0.0064	U		<0.0073	U		<0.011	U		<0.01	U		<0.0061	U		<0.063	U		0.0016	J		<0.024	U		0.0045	J		<0.0073	U		<0.0061	U	
		VMP-54-30-020613-DUP	2/6/2013	<0.0064	U		<0.0073	U		<0.011	U		<0.01	U		<0.0061	U		<0.063	U		0.0016	J		<0.024	U		0.0023	J		<0.0073	U		<0.0061	U	

SEE LAST PAGE OF TABLE FOR NOTES

TABLE 5
CUMULATIVE SUMMARY OF SOIL VAPOR ANALYTICAL DETECTIONS AND SCREENING RESULTS: VILLAGE - VOCS

Location	Depth	Sample ID	Sample Date	Methyl tert-Butyl Ether (MTBE)			2-Propanol			n-Propylbenzene			Styrene			1,1,2,2-Tetrachloroethane			Tetrachloroethene			Tetrahydrofuran			Toluene			1,2,4-Trichlorobenzene			1,1,1-Trichloroethane (Methyl chloroform)			1,1,2-Trichloroethane		
				3400									1400						0.55						6200			11			6600			170000		
				Result (mg/m^3)	Lab Quals	URS Quals	Result (mg/m^3)	Lab Quals	URS Quals	Result (mg/m^3)	Lab Quals	URS Quals	Result (mg/m^3)	Lab Quals	URS Quals	Result (mg/m^3)	Lab Quals	URS Quals	Result (mg/m^3)	Lab Quals	URS Quals	Result (mg/m^3)	Lab Quals	URS Quals	Result (mg/m^3)	Lab Quals	URS Quals	Result (mg/m^3)	Lab Quals	URS Quals	Result (mg/m^3)	Lab Quals	URS Quals	Result (mg/m^3)	Lab Quals	URS Quals
VMP-1	5 ft	VMP-1-5-082510	8/25/2010	<0.015	U		<0.042	U		<0.021	U		<0.018	U		<0.029	U		<0.029	U		<0.012	U		0.0031	J		<0.13	U		<0.023	U		<0.023	U	
		VMP-1-5-111710	11/17/2010	<0.018	U		<0.051	U		<0.025	U		0.0059	J		<0.035	U		<0.035	U		<0.015	U		<0.019	U		<0.15	U		<0.028	U		<0.028	U	
		VMP-1-5-020411	2/4/2011	<0.36	U		1.9			<0.5	U		<0.43	U		<0.69	U		<0.68	U		<0.3	U		<0.38	U		<3	U		<0.55	U		<0.55	U	
		VMP-1-5-041211	4/12/2011	<0.0048	U		0.0032	J		0.0038	J		<0.0056	U		<0.0091	U		0.002	J		<0.0039	U		0.0024	J		<0.039	J	U	<0.0072	U		<0.0072	U	
		VMP-1-5-080111	8/1/2011	<0.0048	U		0.026			0.0013	J		0.0021	J		<0.0091	U		<0.009	U		0.0016	J		0.032			<0.039	U		<0.0072	U		<0.0072	U	
		VMP-1-5-110311	11/3/2011	<13	U		<34	U		<17	U		<15	U		<24	U		<24	U		<10	U		<13	U		<100	U		<19	U		<19	U	
		VMP-1-5-013012	1/30/2012	<1	U		<2.9	U		<1.4	U		<1.2	U		<2	U		<2	U		<0.86	U		<1.1	U		<8.6	U		<1.6	U		<1.6	U	
		VMP-1-5-041312	4/13/2012	<0.0032	U		0.04			<0.0044	U		<0.0038	U		<0.0061	U		<0.0061	J	U	<0.0026	J	U	0.0073			<0.026	U		<0.0049	U		<0.0049	U	
		VMP-1-5-071612	7/16/2012	<0.0033	U		0.13			0.0027	J		0.0038	J		<0.0063	U		0.0039	J		<0.0027	U		0.14			<0.027	U		<0.005	J	U	<0.005	U	
		VMP-1-5-101112	10/11/2012	<0.0083	U		<0.023	U		<0.011	U		<0.0098	U		<0.016	U		<0.016	U		<0.0068	U		0.0014	J		<0.068	U		<0.012	U		<0.012	U	
		[A]VMP-1-5-012113	1/21/2013	<0.093	U		0.15	J		<0.13	U		0.021	J		<0.18	U		<0.18	U		<0.076	U		0.025	J		<0.76	U		<0.14	U		<0.14	U	
		[A]VMP-1-5-012313-R	1/23/2013	<4.2	U		<11	U		<5.7	U		<5	U		<8	U		<7.9	U		<3.4	U		4	J		<34	U		<6.4	U		<6.4	U	
	8.5 ft	VMP-1-8.5-082510	8/25/2010	<0.046	U		<0.13	U		<0.063	U		<0.055	U		<0.088	U		<0.087	U		<0.038	U		<0.048	U		<0.38	U		<0.07	U		<0.07	U	
		VMP-1-8.5-111710	11/17/2010	<0.0089	U		<0.024	U		0.0022	J		0.0034	J		<0.017	U		<0.017	U		<0.0073	U		<0.0093	U		<0.073	U		<0.013	U		<0.013	U	
		VMP-1-8.5-111710-Dup	11/17/2010	0.00094	J		0.015	J		0.0021	J		0.0022	J		<0.017	U		<0.017	U		<0.0073	U		0.002	J		<0.073	U		<0.013	U		<0.013	U	
		VMP-1-8.5-020411	2/4/2011	<0.72	U		<2	U		<0.98	U		<0.84	U		<1.4	U		<1.3	U		<0.58	U		<0.75	U		<5.9	U		<1.1	U		<1.1	U	
		VMP-1-8.5-041211	4/12/2011	<0.0063	U		<0.017	U		0.0025	J		<0.0074	U		<0.012	U		0.00097	J		<0.0051	U		0.0022	J		<0.052	J	U	<0.0095	U		<0.0095	U	
		VMP-1-8.5-080111	8/1/2011	<2.6	U		<7.1	U		<3.5	U		<3.1	U		<4.9	U		<4.9	U		<2.1	U		<2.7	U		<21	U		<3.9	U		<3.9	U	
		VMP-1-8.5-080111-Dup	8/1/2011	<2.5	U		<6.9	U		<3.5	U		<3	U		<4.8	U		<4.8	U		<2.1	U		<2.6	U		<21	U		<3.8	U		<3.8	U	
		VMP-1-8.5-110311	11/3/2011	<29	U		<79	U		<40	U		<34	U		<55	U		<55	U		<24	U		<30	U		<240	U		<44	U		<44	U	
		VMP-1-8.5-013012	1/30/2012	<6.3	U		<17	U		<8.6	U		<7.4	U		<12	U		<12	U		<5.2	U		<6.6	U		<52	U		<9.5	U		<9.5	U	
		VMP-1-8.5-041612	4/16/2012	<0.0038	U		0.021			0.00093	J		<0.0045	U		<0.0073	U		<0.0072	U		<0.0031	U		0.012			<0.031	J	U	<0.0058	U		<0.0058	U	
		VMP-1-8.5-041612-Dup	4/16/2012	<0.0037	U		0.022			0.00083	J		<0.0044	U		<0.0071	U		<0.007	U		<0.003	U		0.014			<0.03	J	U	<0.0056	J	U	<0.0056	U	
		VMP-1-8.5-071612	7/16/2012	<0.0033	U		0.097			<0.0045	J	U	0.0034	J		<0.0063	U		0.0035	J		0.0049			0.11			<0.027	U		<0.005	J	U	<0.005	U	
		VMP-1-8.5-101112	10/11/2012	<0.0051	U		0.0012	J		<0.0069	U		<0.006	U		<0.0097	U		<0.0096	U		<0.0042	U		0.0014	J		<0.042	J	U	<0.0077	U		<0.0077	U	
		[A]VMP-1-8.5-012113	1/21/2013	<0.09	U		<0.25	U		<0.12	U		<0.11	U		<0.17	U		<0.17	U		<0.074	U		<0.094	U		<0.74	UJ	UJ	<0.14	U		<0.14	U	
		[A]VMP-1-8.5-012313-R	1/23/2013	<0.084	U		<0.23	U		<0.11	U		<0.099	U		<0.16	U		<0.16	U		<0.069	U		0.018	J		<0.69	U		<0.13	U		<0.13	U	
	23.5 ft	VMP - 1 - 23.5 - 083010	8/30/2010	<1.6	U		<4.4	U		<2.2	U		<1.9	U		<3.1	U		<3	U		<1.3	U		<1.7	U		<13	U		<2.4	U		<2.4	U	
		VMP-1-23.5-111810	11/17/2010	0.00052	J		0.0052	J		<0.0061	U		0.003	J		<0.0085	U		<0.0084	J	U	<0.0036	U		0.001	J		<0.037	U		<0.0067	U		<0.0067	U	
		VMP-1-23.5-020411	2/4/2011	<4.2	U		<11	U		<5.7	U		<5	U		<8	U		<7.9	U		<3.4	U		<4.4	U		<34	U		<6.4	U		<6.4	U	
		VMP-1-23.5-041211	4/12/2011	<6.8	U		12	J		<9.3	U		<8.1	U		<13	U		<13	U		<5.6	U		1.9	J		<56	U		<10	U		<10	U	
		VMP-1-23.5-041211-DUP	4/12/2011	<8.6	U		8.1	J		<12	U		<10	U		<16	U		<16	U		<7.1	U		<9	U		<71	U		<13	U		<13	U	
		VMP-1-23.5-080111	8/1/2011	<46	U		14	J		<63	U		<55	U		<88	U		<88	U		<38	U		<49	U		<380	U		<70	U		<70	U	
		VMP-1-23.5-110611	11/6/2011	<11	U		<30	U		<15	U		<13	U		<21	U		5.4	J		<9	U		5.1	J		<90	U		<17	U		<17	U	
		VMP-1-23.5-013112	1/31/2012	<22	U		<59	U		<29	U		<26	U		<41	U		<41	U		<18	U		<23	U		<180	U		<33	U		<33	U	
		VMP-1-23.5-041612	4/16/2012	<1.7	U		<4.7	U		<2.3	U		<2	U		<3.3	U		<3.2	U		<1.4	U		<1.8	U		<14	U		<2.6	U		<2.6	U	
		VMP-1-23.5-071612	7/16/2012	<22	U		<59	U		<30	U		<26	U		<41	U		<41	U		<18	U		<23	U		<180	U		<33	U		<33	U	
		VMP-1-23.5-102412	10/24/2012	<43	U		<120	U		<59	U		<51	U		<83	U		<82	U		<36	U		12	J		<360	U		<66	U		<66	U	
		[A]VMP-1-23.5-012113	1/21/2013	<0.048	U	UJ	<0.13	U	UJ	<0.066	U	UJ	<0.057	U	UJ	<0.092	U	UJ	<0.091	U	UJ	<0.04	U	UJ	<0.051	U	UJ	<0.4	UJ	UJ	<0.073	U	UJ	<0.073	U	UJ
		[A]VMP-1-23.5-012313-R	1/23/2013	<58	U		<160	U		<79	U		<68	U		<110	U		<110	U		<47	U		27	J		<480	U		<88	U		<88	U	
	38.5 ft	VMP-1-38.5-073112	7/31/2012	0.0004	J		0.013			0.00058	J		0.0021	J		<0.0064	U		<0.0063	U		0.001	J		0.049			<0.028	U		<0.0051	U		<0.0051	U	
		VMP-1-38.5-102612	10/26/2012	<2.3	U		<6.4	U		<3.2	U		<2.8	U		<4.5	U		<4.4	U		<1.9	U		<2.4	U		<19	U	UJ	<3.5	U		<3.5	U	
		[A]VMP-1-38.5-012113	1/21/2013	<0.032	U	UJ	<0.086	U	UJ	<0.043	U	UJ	<0.037	U	UJ	<0.06	U	UJ	<0.06	U	UJ	<0.026	U	UJ	<0.033	U	UJ	<0.26	U	UJ	<0.048	U	UJ	<0.048	U	UJ
		[A]VMP-1-38.5-012313-R	1/23/2013	<43	U		<120	U		<58	U		<51	U		<82	U		<81	U		<35	U		22	J		<350	U		<65	U		<65	U	
VMP-2	5 ft	VMP - 2 - 5 - 083110	8/31/2010	<1.6	U		<4.4	U		<2.2	U		<1.9	U		<3.1	U		<3	U		<1.3	U		<1.7	U		<13	U		<2.4	U		<2.4	U	
		VMP-2-5-111610	11/16/2010	<2.4	U		<6.5	U		<3.2	U		<2.8	U		<4.5	U		<4.5	U		<1.9	U		<2.5	U		<20	U		<3.6	U		<3.6	U	
		VMP-2-5-020411	2/4/2011	<0.62	U		<1.7	U		<0.85	U		<0.73	U		<1.2	U		<1.2	U		<0.51	U		<0.65	U		<5.1	U		<0.94	U		<0.94	U	
		VMP-2-5-041311	4/13/2011	0.00046	J		<0.014	U		0.0022	J		<0.0059	U		<0.0095	U		0.0042	J		<0.0041	U		0.0046	J		<0.041	U		<0.0076	U		<0.0076	U	
		VMP-2-5-080211	8/2/2011	<5.2	U		<14	U		<7.1	U		<6.2	U		<9.9	U		<9.8	U		<4.3	U		<5.4	U		<43	U		<7.9	U		<7.9	U	
		VMP-2-5-110711	11/7/2011	<0.0031	U		0.016			0.00028	J		<0.0036	U		<0.0059	U		<0.0058	J	U	<0.0025	U		0.01			<0.025	U		<0.0047	U		<0.0047	U	
		VMP-2-5-012512	1/25/2012	<0.35	U		0.75	J		<0.48	U		<0.41	U		<0.66	U		<0.66	U		<0.29	U		1.3			<2.9	U		<0.53	U		<0.53	U	
		VMP-2-5-042512	4/25/2012	<0.014	U		0.04			<0.019	U		<0.016	U		<0.026	U		0.0065	J		<0.011	U		0.038			<0.11	U		<0.021	U		<0.021	U	
		VMP-2-5-071612	7/16/2012	<0.0034	U		0.1			<0.0046	J	U	0.0041			<0.0064	U		0.004	J		0.0048			0.13			<0.028	U		<0.0051	J	U	<0.0051	U	
		VMP-2-5-102412	10/24/2012	<0.0052	U		0.044			<0.007	U		<0.0061	U		<0.0098	U		0.0051	J		0.0038	J		0.013			<0.042	U		<0.0078	U		<0.0078	U	
		VMP-2-5-013113	1/31/2013	<0.005	U		0.039			<0.0068	J	U	<0.0059	U		<0.0095	U		<0.0094	J	U	<0.0041	U		<0.0052	J	U	<0.041	U		<0.0075	U		<0.0075	U	
	8.5 ft	VMP-2-8.5-083110	8/31/2010	<1.6	U		<4.5	U		<2.3	U		<2	U		<3.2	U		<3.1	U		<1.4	U		<1.7	U		<14	U		<2.5	U		<2.5	U	
		VMP-2-8.5-111610	11/16/2010	<4.5	U		<12	U		<6.2	U		<5.4	U		<8.6	U		<8.5	U		<3.7	U		<4.7	U		<37	U		<6.9	U		<6.9	U	
		VMP-2-8.5-020411	2/4/2011	<1.6	U		<4.2	U		<2.1	U		<1.8	U		<3	U		<2.9	U		<1.3	U		<1.6	U		<13	U		<2.3	U		<2.3	U	
		VMP-2-8.5-041311	4/13/2011	<0.47	U		<1.3	U		<0.65	U		<0.56	U		<0.9	U		<0.89	U		<0.39	U		0.035	J		<3.9	U		0.078	J		<0.72	U	
		VMP-2-8.5-080211	8/2/2011	<19	U		11	J		<26	U		<22	U		<36	U		<36	U		<16	U		<20	U		<160	U		<29	U		<29	U	
		VMP-2-8.5-110711	11/7/2011	<0.041	U		<0.11	U		<0.056	U		<0.048	U		<0.078	U		<0.077	U		<0.034	U		0.01	J		<0.34	U		<0.062	U		<0.062	U	
		VMP-2-8.5-012612	1/26/2012	<1.8	U		<5	U		<2.5	U		<2.2	U		<3.5	U		<3.4	U		<1.5	U		<1.9	U		<15	U		<2.8	U		<2.8	U	
		VMP-2-8.5-012612-DUP	1/26/2012	<1.8	U		<5	U		<2.5	U		<2.2	U		<3.5	U		<3.4	U		<1.5	U		<1.9	U		<15	U		<2.8	U		<2.8	U	
		VMP-2-8.5-041612	4/16/2012	<0.0035	U		0.023			0.00091	J		0.00085	J		<0.0067	U		<0.0066	U		<0.0029	U		0.012			<0.029	U		<0.0053	J	U	<0.0053	U	
		VMP-2-8.5-041612-Dup	4/16/2012	<0.0036	U		0.024			0.00098	J		0.00089	J		<0.0069	U		<0.0068	U		<0.003	U		0.012			<0.03	U		<0.0055	J	U	<0.0055	U	
		VMP-2-8.5-071612	7/16/2012	<0.004	U		0.065			<0.0055	J	U	0.0031	J		<0.0077	U		<0.0076	J	U	0.0037			0.057			<0.033	U		<0.0061	U		<0.0061	U	
		VMP-2-8.5-071612-Dup	7/16/2012	<0.0033	U		0.062			<0.0045	J	U	0.0028	J		<0.0063	U		0.0043	J		0.0033			0.059			<0.027	U		<0.005	J	U	<0.005	U	
		VMP-2-8.5-102312	10/23/2012	<0.0052	U		0.0032	J		<0.0072	J	U	<0.0062	U		<0.01	U		0.0046	J		<0.0043	U		0.017			<0.043	U		<0.0079	U		<0.0079	U	
		VMP-2-8.5-020513	2/5/2013	<0.0053	U		0.01	J		<0.0073	U		<0.0063	U		<0.01	U		<0.01	J	U	<0.0044	U		0.0073			<0.044	U		<0.0081	U		<0.0081	U	
	22 ft	VMP-2-22-083110	8/31/2010	<2.5	U		<6.9	U		<3.5	U		<3	U		<4.8	U		<4.8	U		<2.1	U		<2.6	U		<21	U		<3.8	U		<3.8	U	
		VMP-2-22-111610	11/16/2010	<4.8	U		<13	U		<6.5	U		<5.6	U		<9.1	U		<9	U		<3.9	U		<5	U		<39	U		<7.2	U		<7.2	U	
		VMP-2-22-020411	2/4/2011	<2.1	U		<5.8	U		<2.9	U		<2.5	U		<4.1	U		<4	U		<1.8	U		<2.2	U		<18	U		<3.2	U		<3.2	U	
		VMP-2-22-041311	4/13/2011	<6.3	U		<17	U		<8.6	U		<7.4	U		<12	U		<12	U		<5.1	U		<6.6	U		<52	U		<9.5	U		<9.5	U	
		VMP-2-22-080211	8/2/2011	<25	U		<69	U		<35	U		<30	U		<48	U		<48	U		<21	U		<26	U		<210	U		<38	U		<38	U	
		VMP-2-22-110711	11/7/2011	<1.3	U		<3.7	U		<1.8	U		<1.6	U		<2.6	U		0.81	J		<1.1	U		1.4			<11	U		<2	U		<2	U	
		VMP-2-22-012612	1/26/2012	<2.8	U		<7.6	U		<3.8	U		<3.3	U		<5.3	U		<5.2	U		<2.3	U		<2.9	U		<23	U		<4.2	U		<4.2	U	
		VMP-2-22-042712	4/27/2012	<0.0029	U		0.02			<0.004	U		0.00081	J		<0.0055	U		0.0028	J		0.0029			0.013			<0.024	U		<0.0044	U		<0.0044	U	
		VMP-2-22-071612	7/16/2012	<0.0034	U		0.2			<0.0047	J	U	0.0037	J		<0.0065	U		0.0035	J		0.0062			0.11			<0.028	U		<0.0052	U		<0.0052	U	
		VMP-2-22-102312	10/23/2012	<0.0052	U		0.002	J		<0.0072	U		<0.0062	U		<0.01	U		0.0066	J		<0.0043	U		<0.0055	J	U	<0.043	U		0.00061	J		<0.0079	U	
		VMP-2-22-013113	1/31/2013	<0.0048	U		0.0057	J		<0.0066	U		<0.0057	U		<0.0092	U		<0.0091	J	U	<0.004	U		<0.0051	U		<0.04	U		<0.0073	U		<0.0073	U	
	42 ft	VMP-2-42-013113	1/31/2013	<47	U		90	J		9.5	J		22	J		16	J		<88	U		<38	U		19	J		92	J		<71	U		<71	U	

SEE LAST PAGE OF TABLE FOR NOTES

TABLE 5
CUMULATIVE SUMMARY OF SOIL VAPOR ANALYTICAL DETECTIONS AND SCREENING RESULTS: VILLAGE - VOCS

Location	Depth	Sample ID	Sample Date	Methyl tert-Butyl Ether (MTBE) 3400			2-Propanol 1400			n-Propylbenzene			Styrene			1,1,2,2-Tetrachloroethane			Tetrachloroethene 0.55			Tetrahydrofuran			Toluene 6200			1,2,4-Trichlorobenzene 11			1,1,1-Trichloroethane (Methyl chloroform) 6600			1,1,2-Trichloroethane 170000		
				Result (mg/m^3)	Lab Quals	URS Quals	Result (mg/m^3)	Lab Quals	URS Quals	Result (mg/m^3)	Lab Quals	URS Quals	Result (mg/m^3)	Lab Quals	URS Quals	Result (mg/m^3)	Lab Quals	URS Quals	Result (mg/m^3)	Lab Quals	URS Quals	Result (mg/m^3)	Lab Quals	URS Quals	Result (mg/m^3)	Lab Quals	URS Quals	Result (mg/m^3)	Lab Quals	URS Quals	Result (mg/m^3)	Lab Quals	URS Quals	Result (mg/m^3)	Lab Quals	URS Quals
VMP-3	5 ft	VMP-3-5-090910	9/9/2010	<4.8	U		<13	U		<6.5	U		<5.7	U		<9.1	U		<9	U		<3.9	U		<5	U		<39	U		<7.2	U		<7.2	U	
		VMP-3-5-112210	11/22/2010	<4.8	U		2.1	J		<6.6	U		<5.7	U		<9.2	U		4.5	J		<4	U		3.2	J		<40	U		<7.3	U		<7.3	U	
		VMP-3-5-020911	2/9/2011	<2.2	U		<5.9	U		<3	U		<2.6	U		<4.2	U		<4.1	U		<1.8	U		<2.3	U		<18	U		<3.3	U		<3.3	U	
		VMP-3-5-041411	4/14/2011	<23	U		<64	UJ	UJ	<32	U		<28	U		<45	U		<44	U		<19	U		<24	U		<190	U		<35	U		<35	U	
		VMP-3-5-080211	8/2/2011	<0.0056	U		0.019			<0.0076	U		<0.0037	U		0.0021	J		<0.011	U		0.0015	J		0.02			<0.046	U		<0.0085	U		<0.0085	U	
		VMP-3-5-110811	11/8/2011	<0.0031	U		0.0094			<0.0042	U		<0.0036	U		<0.0059	U		<0.0058	U		<0.0025	U		0.0094			<0.025	U		<0.0047	U		<0.0047	U	
		VMP-3-5-110811-DUP	11/8/2011	<0.0032	U		0.0093			<0.0043	U		<0.0037	U		<0.006	U		<0.0059	U		<0.0026	U		0.0085			<0.026	U		<0.0048	U		<0.0048	U	
		VMP-3-5-012712	1/27/2012	<1.6	U		<4.3	U		<2.2	U		<1.9	U		<3	U		<3	U		<1.3	U		<1.6	U		<13	U		<2.4	U		<2.4	U	
		VMP-3-5-041912	4/19/2012	<0.0034	U		0.1			0.0013	J		0.0018	J		<0.0066	U		<0.0065	U		0.012			0.033			<0.028	U		<0.0052	J	U	<0.0052	U	
		VMP-3-5-072712	7/27/2012	<0.0036	U		0.055			0.0011	J		0.0029	J		<0.0069	U		<0.0068	U		0.005			0.024			<0.03	U		<0.0055	U		<0.0055	U	
	10 ft	VMP-3-10	6/21/2010	<5.5	U		3.8	J		5.6	J		<6.4	U		<10	U		<10	U		<4.5	U		<5.7	U		<45	U		<8.3	U		<8.3	U	
		VMP-3-10-091010	9/10/2010	<15	U		<42	U		7.2	J		<18	U		<29	U		<29	U		<12	U		<16	U		<130	U		<23	U		<23	U	
		VMP-3-10-092010	9/20/2010	<11	U		<30	U		4.4	J		<13	U		<21	U		<21	U		<9.1	U		9.9	J		<92	U		<17	U		<17	U	
		VMP-3-10-112210	11/22/2010	<4.8	U		<13	U		11			<5.6	U		<9.1	U		<9	U		<3.9	U		2.1	J		<39	U		<7.2	U		<7.2	U	
		VMP-3-10-112210-Dup	11/22/2010	<6.6	U		<18	U		7.9	J		<7.8	U		<13	U		<12	U		<5.4	U		2	J		<55	U		<10	U		<10	U	
		VMP-3-10-020811	2/8/2011	<7	U		<19	U		<9.5	U		<8.3	U		<13	U		<13	U		<5.7	U		<7.3	U		<58	U		<10	U		<10	U	
		VMP-3-10-041311	4/13/2011	<40	U		<110	UJ	UJ	<55	U		<48	U		<77	U		<76	U		<33	U		<42	U		<330	U		<61	U		<61	U	
		VMP-3-10-080311	8/3/2011	<0.051	U		0.044	J		0.022	J		<0.06	U		<0.097	U		<0.096	U		<0.042	U		0.028	J		<0.42	U		<0.077	U		<0.077	U	
		VMP-3-10-110811	11/8/2011	<0.0042	U		0.015			<0.0057	U		<0.005	U		<0.008	U		<0.0079	U		<0.0034	U		0.013			<0.034	U		<0.0064	U		<0.0064	U	
		VMP-3-10-012712	1/27/2012	<0.03	U		0.017	J		0.015	J		<0.036	U		<0.058	U		<0.057	U		<0.025	U		0.026	J		<0.25	U		<0.046	U		<0.046	U	
		VMP-3-10-042012	4/20/2012	<0.0031	U		0.018			<0.0042	J	U	0.0011	J		<0.0059	U		<0.0058	J	U	0.0044			0.015			<0.025	U		0.00048	J		<0.0047	U	
		VMP-3-10-072312	7/23/2012	<0.0036	U		0.014			<0.0049	U		0.00037	J		<0.0069	U		<0.0068	U		<0.003	U		0.008			<0.03	U		<0.0055	U		<0.0055	U	
		VMP-3-10-101812	10/18/2012	<0.0055	U		0.012	J		0.0011	J		<0.0064	U		<0.01	U		<0.01	U		<0.0045	U		0.022			<0.11	U	UJ	<0.0083	U		<0.0083	U	
		VMP-3-10-020613	2/6/2013	<0.0051	U		0.0035	J		<0.0069	U		<0.006	U		<0.0097	U		0.0088	J		<0.0042	U		<0.0053	J	U	<0.042	U		<0.0077	U		<0.0077	U	
	22 ft	VMP-3-22-092010	9/20/2010	<15	U		<40	U		29			<17	U		<28	U		<28	U		<12	U		37			<120	U		<22	U		<22	U	
		VMP-3-22-112210	11/22/2010	<17	U		<46	U		40			<20	U		<32	U		<32	U		<14	U		<18	U		<140	U		<25	U		<25	U	
		VMP-3-22-020811	2/8/2011	<8.2	U		<22	U		20			<9.8	U		<16	U		<16	U		<6.8	U		4.3	J		<68	U		<12	U		<12	U	
		VMP-3-22-041511	4/15/2011	<45	U		<120	UJ	UJ	<61	U		<53	U		<85	U		<84	U		<36	U	UJ	<47	U		<370	U		<68	U		<68	U	
		VMP-3-22-080611	8/6/2011	<0.071	U		0.11	J		<0.097	U		<0.084	U		<0.14	U		<0.13	U		<0.058	U		0.087			<0.59	U		<0.11	U		<0.11	U	
		VMP-3-22-110811	11/8/2011	<0.0032	U		0.032			<0.0043	U		<0.0037	U		<0.006	U		<0.0059	U		0.0024	J		0.016			<0.026	U		<0.0048	U		<0.0048	U	
		VMP-3-22-013012	1/30/2012	<0.013	U		0.054			0.0015	J		<0.015	U		<0.024	U		<0.024	U		<0.01	U		0.03			<0.1	U		<0.019	U		<0.019	U	
		VMP-3-22-042012	4/20/2012	<0.0032	U		0.017			<0.0043	J	U	<0.0037	U		<0.006	U		<0.0059	J	U	0.0044			0.014			<0.026	U		<0.0048	U		<0.0048	U	
		VMP-3-22-072312	7/23/2012	<0.0035	U		0.0087	J		<0.0048	U		<0.0042	U		<0.0067	U		<0.0066	U		<0.0029	U		0.0057			<0.029	U		<0.0053	U		<0.0053	U	
		VMP-3-22-101812	10/18/2012	<0.0053	U		0.0032	J		<0.0073	U		<0.0063	U		<0.01	U		<0.01	U		<0.0044	U		0.084			<0.11	U	UJ	<0.0081	U		<0.0081	U	
		VMP-3-22-020613	2/6/2013	<0.0052	U		0.0022	J		<0.0071	U		<0.0062	U		<0.0099	U		<0.0098	J	U	<0.0043	J	U	0.00056	J		<0.043	J	U	<0.0079	U		<0.0079	U	
	31.5 ft	VMP-3-31.5-090910	9/9/2010	<27	U		<75	U		17	J		<32	U		<52	U		<52	U		<22	U		17	J		<220	U		<41	U		<41	U	
		VMP-3-31.5-112210	11/22/2010	<19	U		<52	U		9.8	J		<22	U		<36	U		<36	U		<16	U		19	J		<160	U		<29	U		<29	U	
		VMP-3-31.5-020911	2/9/2011	<18	U		<50	U		<25	U		<22	U		<35	U		<34	U		<15	U		40			<150	U		<28	U		<28	U	
		VMP-3-31.5-041411	4/14/2011	<150	U		<410	UJ	UJ	<200	U		<180	U		<280	U		<280	U		<120	U		<160	U		<1200	U		<230	U		<230	U	
		VMP-3-31.5-041411-DUP	4/14/2011	<150	U		<410	UJ	UJ	<200	U		<180	U		<280	U		<280	U		<120	U		<160	U		<1200	U		<230	U		<230	U	
		VMP-3-31.5-080211	8/2/2011	<340	U		<920	U		<460	U		<400	U		<640	U		1100			<280	U		<350	U		<2800	U		<510	U		<510	U	
		VMP-3-31.5-080211-Dup	8/2/2011	<200	U		<540	U		<270	U		<230	U		<380	U		<370	U		<160	U		<210	U		<1600	U		<300	U		<300	U	
		VMP-3-31.5-110811	11/8/2011	<7.9	U		<22	U		<11	U		<9.3	U		<15	U		<15	U		<6.4	U		23			<65	U		<12	U		<12	U	
		VMP-3-31.5-012712	1/27/2012	<50	U		<140	U		<68	U		<59	U		<95	U		<94	U		<41	U		<52	U		<410	U		<76	U		<76	U	
		VMP-3-31.5-041912	4/19/2012	<86	U		<230	U		<120	U		<100	U		<160	U		<160	U		<70	U		<90	U		<710	U		<130	U		<130	U	
		VMP-3-31.5-041912-Dup	4/19/2012	<82	U		<220	U		<110	U		<98	U		<160	U		<160	U		<68	U		<86	U		<680	U		<120	U		<120	U	
		VMP-3-31.5-072312	7/23/2012	<21	U		<56	U		<28	U		<24	U		<39	U		<39	U		<17	U		<22	U		<170	U		<31	U		<31	U	
		VMP-3-31.5-101912	10/19/2012	<1.6	U		<4.5	U		<2.3	U		<2	U		<3.2	U		<3.1	U		<1.4	U		0.3	J		<14	U		<2.5	U		<2.5	U	
		VMP-3-31.5-020713	2/7/2013	<9.3	U		<25	U		<13	U		<11	U		<18	U		<18	U		<7.6	U		<9.7	U		<76	U		<14	U		<14	U	
	39.5 ft	VMP-3-39-101912	10/19/2012	<160	U		<450	U		<230	U		<200	U		<320	U		<310	U		<140	U		23	J		<1400	U		<250	U		<250	U	
		VMP-3-39-021213	2/12/2013	<48	U		<130	U		<65	U		<56	U		<91	U		<90	U		<39	U		<50	U		<390	U		<72	U		<72	U	
VMP-4	5 ft	VMP-4-5-082510	8/25/2010	<0.26	U		<0.71	U		0.058	J		<0.31	U		<0.49	U		<0.49	U		<0.21	U		<0.27	U		<2.1	U		<0.39	U		<0.39	U	
		VMP-4-5-112210	11/22/2010	<9.7	U		<26	U		8.4	J		<11	U		<18	U		<18	U		<7.9	U		2.8	J		<80	U		<15	U		<15	U	
		VMP-4-5-021411	2/14/2011	<0.57	U		<1.5	U		<0.77	U		<0.67	U		<1.1	U		<1.1	U		<0.46	U		0.49	J		<4.7	U		<0.86	U		<0.86	U	
		VMP-4-5-041911	4/19/2011	<26	U		<71	UJ	UJ	<36	U		<31	U		<50	U		<49	U		<21	U		<27	U		<220	U		<40	U		<40	U	
		VMP-4-5-080311	8/3/2011	<0.056	U		0.044	J		<0.076	U		<0.066	U		<0.11	U		<0.1	U		<0.046	U		0.03	J		<0.46	U		<0.085	U		<0.085	U	
		VMP-4-5-110911	11/9/2011	<0.0031	U		0.012			0.00081	J		<0.0036	U		<0.0059	U		<0.0058	U		0.00057	J		0.0059			<0.025	U		<0.0047	U		<0.0047	U	
		VMP-4-5-013012	1/30/2012	<0.16	U		0.044	J	J	<0.22	U		<0.19	U		<0.3	U		<0.3	U		<0.13	U		0.059	J	J	<1.3	U		<0.24	U		<0.24	U	
		VMP-4-5-042512	4/25/2012	<0.0039	U		0.035			<0.0053	J	U	0.0027	J		<0.0074	U		<0.0074	J	U	<0.0032	U		0.039			<0.032	U		<0.0059	U		<0.0059	U	
		VMP-4-5-072512	7/25/2012	<0.0038	U		0.11			0.0024	J		0.0051			<0.0073	U		0.0024	J		0.0027	J		0.12			<0.032	U		<0.0058	U		<0.0058	U	
		VMP-4-5-101812	10/18/2012	<0.0056	U		0.01	J		<0.0076	U		<0.0066	U		<0.011	U		<0.01	U		<0.0046	U		0.0062			<0.12	U	UJ	<0.0085	U		<0.0085	U	
		VMP-4-5-020713	2/7/2013	<0.0044	U		0.0043	J		<0.0061	J	U	<0.0053	U		<0.0085	U		<0.0084	U		<0.0036	U		0.0016	J		<0.037	U		<0.0067	U		<0.0067	U	
	12 ft	VMP-4-12-082510	8/25/2010	<4.5	U		<12	U		4.2	J		<5.4	U		<8.6	U		<8.5	U		<3.7	U		<4.7	U		<37	U		<6.9	U		<6.9	U	
		VMP-4-12-112310	11/23/2010	<4.6	U		<13	U		<6.3	U		<5.5	U		<8.8	U		<8.8	U		<3.8	U		<4.9	U		<38	U		<7	U		<7	U	
		VMP-4-12-021411	2/14/2011	<1.2	U		<3.2	U		<1.6	U		<1.4	U		<2.2	U		<2.2	U		<0.96	U		1.1	J		<9.6	U		<1.8	U		<1.8	U	
		VMP-4-12-041911	4/19/2011	<22	U		<61	UJ	UJ	<31	U		<27	U		<43	U		<42	U		<18	U		20	J		<180	U		<34	U		<34	U	
		VMP-4-12-080311	8/3/2011	<2.6	U		<7.1	U		<3.5	U		<3.1	U		<4.9	U		<4.9	U		<2.1	U		<2.7	U		<21	U		<3.9	U		<3.9	U	
		VMP-4-12-080311-Dup	8/3/2011	<5.2	U		<14	U		<7.1	U		<6.2	U		<9.9	U		<9.8	U		<4.3	U		<5.4	U		<43	U		<7.9	U		<7.9	U	
		VMP-4-12-110911	11/9/2011	<0.79	U		<2.2	U		<1.1	U		<0.93	U		<1.5	U		<1.5	U		<0.64	U		<0.82	U		<6.5	U		<1.2	U		<1.2	U	
		VMP-4-12-013012	1/30/2012	<1.6	U		<4.4	U		<2.2	U		<1.9	U		<3.1	U		<3	U		<1.3	U		3.2			<13	U		<2.4	U		<2.4	U	
		VMP-4-12-041812	4/18/2012	<0.0036	U		0.075			0.0011	J		0.0014	J		<0.0069	U		0.011			<0.003	U		0.049			<0.03	U		<0.0055	U		<0.0055	U	
		VMP-4-12-072312	7/23/2012	<0.018	U		0.014	J		0.012	J		<0.021	U		<0.033	U		<0.033	U		<0.014	U		0.17			<0.14	U		<0.026	U		<0.026	U	
		VMP-4-12-101812	10/18/2012	<0.0055	U		0.0098	J		0.00085	J		<0.0064	U		<0.01	U		<0.01	U		<0.0045	U		0.031			<0.11	U	UJ	<0.0083	U		<0.0083	U	
		VMP-4-12-101812-Dup	10/18/2012	<0.0056	U		0.004	J		0.0011	J		<0.0066	U		<0.011	U		<0.01	U		<0.0046	U		0.033			<0.12	U	UJ	<0.0085	U		<0.0085	U	
		VMP-4-12-020713	2/7/2013	<0.0048	U		0.0073	J		<0.0066	J	U	<0.0057	U		<0.0092	U		<0.0091	U		<0.004	U		<0.0051	J	U	<0.04	U		<0.0073	U		<0.0073	U	
		VMP-4-12-020713-DUP	2/7/2013	<0.005	U		0.0054	J		<0.0068	U		<0.0059	U		<0.0095	U		<0.0094	U		<0.0041	U		<0.0052	J	U	<0.041	U		<0.0075	U		<0.0075	U	
	23.5 ft	VMP - 4 - 23.5 - 083110	8/31/2010	<5.2	U		<14	U		69		J	<6.2	U		<9.9	U		<9.8	U		<4.3	U		2000		J	<43	U		<7.9	U		<7.9	U	
		VMP-4-23.5-112310	11/23/2010	<52	U		<140	U		22	J		<62	U		<100	U		<99	U		<43	U		1600			<430	U		<79	U		<79	U	
		VMP-4-23.5-021411	2/14/2011	<1.9	U		<5.2	U		<2.6	U		<2.2	U		<3.6	U		<3.6	U		<1.6	U		600		J	<16	U		<2.9	U		<2.9	U	
		VMP-4-23.5-042011	4/20/2011	<120	U		<330	U		<160	U		<1400	U		<230	U		<230	U		<99	U		820			<1000	U		<180	U		<180	U	
		VMP-4-23.5-042011-DUP	4/20/2011	<120	U		<330	U		<160	U		<1400	U		<230	U		<230	U		<99	U		790			<1000	U		<180	U		<180	U	
		VMP-4-23.5-080611	8/6/2011	<5.1	U		<14	U		7.6			<6	U		<9.6	U		<9.5	U		<4.1	U		390			<42	U		<7.7	U		<7.7	U	
		VMP-4-23.5-110911	11/9/2011	<15	U		<41	U		<21	U		<18	U		<29	U		<28	U		<12	U		44			<120	U		<23	U		<23	U	
		VMP-4-23.5-013012	1/30/2012	<32	U		<88	U		<44	U		<38	U		<61	U		<61	U		<26	U		580		J	<260	U		<49	U		<49	U	
		VMP-4-23.5-013012-DUP	1/30/2012	<22	U		<61	U		<31	U		<27	U		<43	U		<42	U		<18	U		320		J	<180	U		<34	U		<34	U	
		VMP-4-23.5-041912	4/19/2012	<7.1	U		3.6	J		<9.6	U		<8.3	U		<13	U		<13	U		<5.8	U		110			<58	U		<11	U		<11	U	
		VMP-4-23.5-072312	7/23/2012	<3.4	U		<9.2	U		6			<4	U		<6.4	U		<6.4	U		<2.8	U		420			<28	U		<5.1	U		<5.1	U	
		VMP-4-23.5-101812	10/18/2012	<3.7	U		<10	U		<5.1	U		<4.4	U		<7.1	U		<7	U		<3	U		6.6			<30	U		<5.6	U		<5.6	U	
		VMP-4-23.5-020713	2/7/2013	<1.2	U		<3.2	U		<1.6	U		<1.4	U		<2.3	U		<2.2	U		<0.97	U		0.27	J		<9.8	U		<1.8	U		<1.8	U	
	39 ft	VMP-4-39-042111	4/21/2011	<150	U		<410	U		<210	U		<1800	U		<290	U		<280	U		<120	U		440			<1200	U		<230	U		<230	U	
		VMP-4-39-041912	4/19/2012	<3.6	U		<9.9	U		4.4	J		<4.3	U		<6.9	U		<6.8	U		<3	U		200			<30	U		<5.5	U		<5.5	U	
		VMP-4-39-072312	7/23/2012	<5.4	U		<15	U		8.3		J	<6.4	U		<10	U		<10	U		<4.4	U		590		J	<45	U		<8.2	U		<8.2	U	
		VMP-4-39-101812	10/18/2012	<68	U		<190	U		<93	U		<81	U		<130	U		<130	U		<56	U		480			<560	U		<100	U		<100	U	
		VMP-4-39-101812-Dup	10/18/2012	<62	U		<170	U		<85	U		<73	U		<120	U		<120	U		<51	U		480			<510	U		<94	U		<94	U	
		VMP-4-39-020713	2/7/2013	<9.7	U		<26	U		3	J		<11	U		<18	U		<18	U		<7.9	U		610			<80	U		<15	U		<15	U	

SEE LAST PAGE OF TABLE FOR NOTES

TABLE 5
CUMULATIVE SUMMARY OF SOIL VAPOR ANALYTICAL DETECTIONS AND SCREENING RESULTS: VILLAGE - VOCS

Location	Depth	Sample ID	Sample Date	Methyl tert-Butyl Ether (MTBE) 3400			2-Propanol			n-Propylbenzene			Styrene 1400			1,1,2,2-Tetrachloroethane			Tetrachloroethene 0.55			Tetrahydrofuran			Toluene 6200			1,2,4-Trichlorobenzene 11			1,1,1-Trichloroethane (Methyl chloroform) 6600			1,1,2-Trichloroethane 170000		
				Result (mg/m^3)	Lab Quals	URS Quals	Result (mg/m^3)	Lab Quals	URS Quals	Result (mg/m^3)	Lab Quals	URS Quals	Result (mg/m^3)	Lab Quals	URS Quals	Result (mg/m^3)	Lab Quals	URS Quals	Result (mg/m^3)	Lab Quals	URS Quals	Result (mg/m^3)	Lab Quals	URS Quals	Result (mg/m^3)	Lab Quals	URS Quals	Result (mg/m^3)	Lab Quals	URS Quals	Result (mg/m^3)	Lab Quals	URS Quals	Result (mg/m^3)	Lab Quals	URS Quals
VMP-5	5 ft	VMP-5-5-090910	9/9/2010	<9.5	U		<26	U		4.8	J		<11	U		<18	U		<18	U		<7.8	U		<9.9	U		<78	U		<14	U		<14	U	
		VMP-5-5-112210	11/22/2010	<2.3	U		<6.3	U		<3.2	U		<2.7	U		<4.4	U		<4.4	U		<1.9	U		<2.4	U		<19	U		<3.5	U		<3.5	U	
		VMP-5-5-021611	2/16/2011	<0.015	U		0.3		J	<0.02	U		<0.018	U		<0.028	U		<0.028	U		<0.012	U		0.0078	J	J	<0.12	U		<0.022	U		<0.022	U	
		VMP-5-5-042111	4/21/2011	<0.048	U		<0.13	U		<0.065	U		<0.56	U		<0.091	U		0.078	J		<0.039	U		<0.05	U		<0.39	U		<0.072	U		<0.072	U	
		VMP-5-5-080511	8/5/2011	<0.0045	U		0.07			0.00075	J		0.0024	J		<0.0086	U		0.0031	J		<0.0037	U		1.3			<0.037	U		<0.0069	J	U	<0.0069	U	
		VMP-5-5-111111	11/11/2011	<0.0034	U		0.014			0.018			<0.004	U		<0.0064	U		<0.0063	U		<0.0027	U		0.0096			<0.028	U		<0.0051	U		<0.0051	U	
		VMP-5-5-013012	1/30/2012	<0.034	U		0.25			0.007	J		0.0053	J		<0.064	U		<0.063	U		<0.028	U		0.071			<0.28	U		<0.051	U		<0.051	U	
		VMP-5-5-041112	4/11/2012	<0.0033	U		0.057			0.00078	J		0.0011	J		<0.0063	U		0.0021	J		0.02			0.022			<0.027	U		<0.005	U		<0.005	U	
		VMP-5-5-071312	7/13/2012	<0.0036	U		0.54			<0.005	U		<0.0043	U		<0.007	U		<0.0069	J	U	<0.003	U		0.0038			<0.03	U		<0.0055	U		<0.0055	U	
		VMP-5-5-101212	10/12/2012	<0.0045	U		<0.012	U		<0.0062	U		<0.0054	U		<0.0086	U		<0.0085	U		<0.0037	U		0.002	J		<0.037	U		<0.0069	U		<0.0069	U	
		VMP-5-5-012513	1/25/2013	<0.0048	U		0.2			<0.0065	U		<0.0056	U		<0.0091	U		<0.009	U		<0.0039	U	UJ	<0.005	U		<0.039	U	UJ	<0.0072	U		<0.0072	U	
	12.5 ft	VMP-5-12.5-090910	9/9/2010	<4.8	U		<13	U		2.1	J		<5.6	U		<9.1	U		<9	U		<3.9	U		<5	U		<39	U		<7.2	U		<7.2	U	
		VMP-5-12.5-112310	11/23/2010	<0.24	U		<0.65	U		<0.32	U		<0.28	U		<0.45	U		<0.45	U		<0.19	U		0.5			<2	U		<0.36	U		<0.36	U	
		VMP-5-12.5-021611	2/16/2011	<0.72	U		<2	U		<0.98	U		<0.84	U		<1.4	U		<1.3	U		<0.58	U		<0.75	U		<5.9	U		<1.1	U		<1.1	U	
		VMP-5-12.5-042111	4/21/2011	<0.051	U		<0.14	U		<0.069	U		<0.6	U		<0.097	U		<0.096	U		<0.042	U		<0.053	U		<0.42	U		<0.077	U		<0.077	U	
		VMP-5-12.5-080611	8/6/2011	<4.5	U		<12	U		<6.1	U		<5.3	U		<8.5	U		<8.4	U		<3.6	U		1	J		<37	U		<6.8	U		<6.8	U	
		VMP-5-12.5-111111	11/11/2011	<0.0032	U		0.0091			0.00082	J		<0.0037	U		<0.006	U		<0.006	U		<0.0026	U		0.0094			<0.026	U		<0.0048	U		<0.0048	U	
		VMP-5-12.5-013012	1/30/2012	<0.01	U		0.032			<0.014	J	U	<0.012	U		<0.02	U		<0.019	U		<0.0085	U		0.016			<0.085	U		<0.016	U		<0.016	U	
		VMP-5-12.5-041112	4/11/2012	<0.0032	U		0.049			0.00051	J		0.0016	J		<0.006	U		0.0023	J		0.0055			0.025			<0.026	U		<0.0048	U		<0.0048	U	
		VMP-5-12.5-071212	7/12/2012	<0.0037	U		0.01			0.0033	J		<0.0044	J	U	<0.0071	U		<0.007	U		<0.003	U		0.0039			<0.03	U		<0.0056	U		<0.0056	U	
		VMP-5-12.5-101112	10/11/2012	<0.0088	U		0.012	J		<0.012	U		<0.01	U		<0.017	U		0.0018	J		<0.0072	U		0.0054	J		<0.072	U		<0.013	U		<0.013	U	
		VMP-5-12.5-012413	1/24/2013	<0.0046	U		0.27			<0.0063	U		<0.0055	U		<0.0088	U		<0.0088	U		<0.0038	U	UJ	0.00074	J		<0.038	U	UJ	<0.007	U		<0.007	U	
	31 ft	VMP-5-31-090910	9/9/2010	<20	U		<54	U		<27	U		<23	U		<38	U		<37	U		<16	U		4.3	J		<160	U		<30	U		<30	U	
		VMP-5-31-112310	11/23/2010	<12	U		<34	U		<17	U		<15	U		<24	U		<23	U		<10	U		8.2	J		<100	U		<19	U		<19	U	
		VMP-5-31-021611	2/16/2011	<5	U		<14	U		<6.8	U		<5.9	U		<9.5	U		<9.4	U		<4.1	U		2.5	J		<41	U		<7.5	U		<7.5	U	
		VMP-5-31-042111	4/21/2011	<74	U		<200	U		<100	U		<880	U		<140	U		<140	U		<61	U		<78	U		<610	U		<110	U		<110	U	
		VMP-5-31-080611	8/6/2011	<42	U		34	J		<57	U		<49	U		<80	U		<79	U		<34	U		<44	U		<340	U		<63	U		<63	U	
		VMP-5-31-111111	11/11/2011	<21	U		<58	U		<29	U		<25	U		<40	U		<40	U		<17	U		14	J		<170	U		<32	U		<32	U	
		VMP-5-31-013012	1/30/2012	<11	U		<29	U		<15	U		<13	U		<20	U		<20	U		<8.8	U		<11	U		<89	U		<16	U		<16	U	
		VMP-5-31-041112	4/11/2012	<0.034	U		0.031	J		<0.047	U		<0.041	U		<0.066	U		<0.065	U		<0.028	U		0.039			<0.28	U		<0.052	U		<0.052	U	
		VMP-5-31-071212	7/12/2012	<0.0036	U		0.015			<0.0049	J	U	<0.0043	U		<0.0069	U		<0.0068	U		<0.003	U		0.0082			<0.03	U		<0.0055	U		<0.0055	U	
		VMP-5-31-101112	10/11/2012	<0.0051	U		0.0027	J		<0.0069	U		<0.006	U		<0.0097	U		<0.0096	U		<0.0042	U		0.0042	J		<0.042	U		<0.0077	U		<0.0077	U	
		VMP-5-31-012413	1/24/2013	<0.05	U		7.5			<0.069	U		<0.06	U		<0.096	U		<0.095	U		<0.041	U		<0.053	U		<0.42	U	UJ	<0.076	U		<0.076	U	
	40 ft	VMP-5-40-042111	4/21/2011	<78	U		<210	U		<100	U		<920	U		<150	U		<150	U		<64	U		<81	U		<640	U		<120	U		<120	U	
		VMP-5-40-013012	1/30/2012	<22	U		<61	U		<31	U		<27	U		<43	U		<42	U		<18	U		<24	U		<180	U		<34	U		<34	U	
		VMP-5-40-041212	4/12/2012	<0.034	U		0.088	J		<0.046	U		<0.04	U		<0.064	U		<0.063	U		<0.028	U		0.092			<0.28	U		<0.051	U		<0.051	U	
		VMP-5-40-071212	7/12/2012	<0.036	U		<0.099	U		<0.049	U		<0.043	U		<0.069	U		<0.068	U		<0.03	U		<0.038	U		<0.3	U		<0.055	U		<0.055	U	
		VMP-5-40-101112	10/11/2012	<0.0053	U		0.0081	J		<0.0073	U		<0.0063	U		<0.01	U		0.0016	J		<0.0044	U		0.0046	J		<0.044	U		<0.0081	U		<0.0081	U	
		VMP-5-40-012513	1/25/2013	<0.016	U		1.9			<0.021	U		<0.018	U		<0.03	U		<0.029	U		<0.013	U		<0.016	U		<0.13	U		<0.023	U		<0.023	U	
		VMP-5-40-012513-Dup	1/25/2013	<0.015	U		2			<0.021	U		<0.018	U		<0.029	U		<0.028	U		<0.012	U		<0.016	U		<0.12	U		<0.023	U		<0.023	U	
VMP-6	5 ft	VMP-6-5-090810	9/8/2010	<0.79	U		<2.2	U		<1.1	U		<0.94	U		<1.5	U		<1.5	U		<0.65	U		<0.83	U		<6.5	U		<1.2	U		<1.2	U	
		VMP-6-5-111610	11/16/2010	<5	U		<14	U		7.7			<5.9	U		<9.5	U		<9.4	U		<4.1	U		<5.2	U		<41	U		<7.5	U		<7.5	U	
		VMP-6-5-020711	2/7/2011	<0.0043	U		0.027			0.0034	J		<0.0051	U		<0.0082	U		<0.0081	U		<0.0035	U		0.015			<0.035	J	U	<0.0065	U		<0.0065	U	
		VMP-6-5-040811	4/8/2011	<0.0093	U		0.054			<0.013	U		<0.011	U		<0.018	U		<0.018	U		<0.0076	U		0.0037	J		<0.077	U		<0.014	U		<0.014	U	
		VMP-6-5-080411	8/4/2011	<0.24	U		<0.66	U		<0.33	U		<0.28	U		<0.46	U		<0.45	U		<0.2	U		0.53			<2	U		<0.36	U		<0.36	U	
		VMP-6-5-110911	11/9/2011	<0.0029	U		0.13			0.018			0.00069	J		<0.0055	U		<0.0055	U		<0.0024	U		0.026			<0.024	U		<0.0044	U		<0.0044	U	
		VMP-6-5-013112	1/31/2012	<0.034	U		0.082	J		0.0034	J		<0.04	U		<0.065	U		<0.064	U		<0.028	U		0.054			<0.28	U		<0.052	U		<0.052	U	
		VMP-6-5-041212	4/12/2012	<0.0036	U		0.015			<0.0049	U		0.00098	J		<0.0069	U		<0.0068	J	U	<0.003	J	U	0.013			<0.03	U		<0.0055	U		<0.0055	U	
		VMP-6-5-071612	7/16/2012	<0.0036	U		0.0098			<0.0049	J	U	<0.0043	U		<0.0069	U		<0.0068	U		0.0015	J		0.0045			<0.03	U		<0.0055	U		<0.0055	U	
		VMP-6-5-101012	10/10/2012	<0.005	U		0.012	J		<0.0068	U		<0.0059	U		<0.0095	U		<0.0094	U		<0.0041	U		0.00077	J		<0.041	U		<0.0075	U		<0.0075	U	
		VMP-6-5-021213	2/12/2013	<0.0044	U		0.0073	J		<0.0061	U		<0.0053	U		<0.0085	U		<0.0084	U		<0.0036	U		<0.0046	J	U	<0.037	U		<0.0067	U		<0.0067	U	
	10 ft	VMP-6-10-090810	9/8/2010	<0.86	U		<2.3	U		0.73	J	J	<1	U		<1.6	U		<1.6	U		<0.7	U		<0.9	U		<7.1	U		<1.3	U		<1.3	U	
		VMP-6-10-111710	11/17/2010	0.00056	J		0.0073	J		<0.0063	U		0.0022	J		<0.0088	U		0.0081	J		<0.0038	U		0.001	J		<0.038	U		0.0014	J		<0.007	U	
		VMP-6-10-020711	2/7/2011	<0.0045	U		0.0045	J		<0.0062	J	U	<0.0054	U		<0.0086	U		0.0013	J		<0.0037	U		0.0029	J		<0.037	J	U	<0.0069	U		<0.0069	U	
		VMP-6-10-040811	4/8/2011	<0.11	U		0.53			<0.15	U		0.093	J		<0.21	U		<0.2	U		0.15			0.043	J		<0.9	U		<0.16	U		<0.16	U	
		VMP-6-10-080411	8/4/2011	<0.77	U		<2.1	U		<1	U		<0.91	U		<1.5	U		<1.4	U		<0.63	U		0.26	J		<6.4	U		<1.2	U		<1.2	U	
		VMP-6-10-111011	11/10/2011	<0.003	U		0.19			<0.0041	U		<0.0036	U		<0.0058	U		<0.0057	U		<0.0025	U		0.0052			<0.025	U		<0.0046	U		<0.0046	U	
		VMP-6-10-013112	1/31/2012	<0.54	U		<1.5	U		<0.73	U		<0.63	U		<1	U		<1	U		<0.44	U		<0.56	U		<4.4	U		<0.81	U		<0.81	U	
		VMP-6-10-041212	4/12/2012	<0.0035	U		0.015			<0.0048	J	U	<0.0042	U		<0.0067	U		<0.0066	J	U	<0.0029	U		0.019			<0.029	U		<0.0053	U		<0.0053	U	
		VMP-6-10-071612	7/16/2012	<0.0048	U		0.013	J		<0.0065	J	U	<0.0056	U		<0.0091	U		<0.009	J	U	<0.0039	J	U	0.0051			<0.039	U		<0.0072	J	U	<0.0072	U	
		VMP-6-10-101112	10/11/2012	<0.0052	U		0.0037	J		<0.0071	U		<0.0062	U		<0.0099	U		<0.0098	U		<0.0043	U		0.0027	J		<0.043	U		<0.0079	U		<0.0079	U	
		VMP-6-10-020513	2/5/2013	<0.005	U		0.01	J		<0.0068	U		<0.0059	U		<0.0095	U		<0.0094	J	U	<0.0041	U		<0.0052	J	U	<0.041	J	U	<0.0075	U		<0.0075	U	
	31.5 ft	VMP-6-31.5-090810	9/8/2010	<5.8	U		4	J		42			<6.8	U		<11	U		<11	U		<4.7	U		<6.1	U		<48	U		<8.8	U		<8.8	U	
		VMP-6-31.5-111710	11/17/20010	<9.1	U		<25	U		43			<11	U		<17	U		<17	U		<7.4	U		<9.5	U		<75	U		<14	U		<14	U	
		VMP-6-31.5-020711	2/7/2011	<8.7	U		4.7	J		75			<10	U		<17	U		<16	U		<7.1	U		2.8	J		<72	U		<13	U		<13	U	
		VMP-6-31.5-041111	4/11/2011	<6.8	U		13	J		27			3	J		<13	U		1	J		<5.5	U		1.4	J		<56	U		<10	U		<10	U	
		VMP-6-31.5-080411	8/4/2011	<5	U		<14	U		3.1	J		<5.9	U		<9.5	U		<9.4	U		<4.1	U		1.5	J		<41	U		<7.6	U		<7.6	U	
		VMP-6-31.5-111011	11/10/2011	<7.7	U		<21	U		<10	U		<9.1	U		<15	U		<14	U		<6.3	U		20			<64	U		<12	U		<12	U	
		VMP-6-31.5-013112	1/31/2012	<3.1	U		<8.4	U		1.2	J	J	<3.6	U		<5.9	U		<5.8	U		<2.5	U		<3.2	U		<25	U		<4.7	U		<4.7	U	
		VMP-6-31.5-041212	4/12/2012	<0.41	U		0.098	J		0.27	J		<0.49	U		<0.79	U		<0.78	U		<0.34	U		0.47			<3.4	U		<0.62	U		<0.62	U	
		VMP-6-31.5-071612	7/16/2012	<0.0065	U		0.078			<0.0089	J	U	<0.0077	U		<0.012	U		0.0074	J		<0.0053	U		0.029			<0.054	U		<0.0099	U		<0.0099	U	
		VMP-6-31.5-101112	10/11/2012	<0.0051	U		0.0059	J		<0.0069	U		<0.006	U		<0.0097	U		<0.0096	U		<0.0042	U		0.0016	J		<0.042	U		<0.0077	U		<0.0077	U	
		VMP-6-31.5-020513	2/5/2013	<0.0046	U		0.11			<0.0063	U		<0.0055	U		<0.0088	U		<0.0088	J	U	<0.0038	U		<0.0049	J	U	<0.038	U		<0.007	U		<0.007	U	
	39 ft	VMP-6-39-041111	4/11/2011	<8	U		7.5	J		30			2.6	J		<15	U		<15	U		<6.6	U		2.3	J		<66	U		<12	U		<12	U	
		VMP-6-39-013112	1/31/2012	<3.1	U		<8.4	U		1.7	J	J	<3.6	U		<5.9	U		<5.8	U		<2.5	U		<3.2	U		<25	U		<4.7	U		<4.7	U	
		VMP-6-39-041212	4/12/2012	<0.3	U		<0.82	U		1			<0.36	U		<0.58	U		<0.57	U		<0.25	U		0.17	J		<2.5	U		<0.46	U		<0.46	U	
		VMP-6-39-071612	7/16/2012	<0.014	U		0.011	J		<0.019	U		<0.017	U		<0.027	U		<0.027	U		<0.012	U		0.0092	J		<0.12	U		<0.021	U		<0.021	U	
		VMP-6-39-071612-Dup	7/16/2012	<0.014	U		0.0071	J		<0.02	U		<0.017	U		<0.027	U		<0.027	U		<0.012	U		0.0067	J		<0.12	U		<0.022	U		<0.022	U	
		VMP-6-39-101112	10/11/2012	<0.0097	U		0.0071	J		<0.013	U		<0.011	U		<0.018	U		<0.018	U		<0.0079	U		0.0035	J		<0.08	U		<0.015	U		<0.015	U	
		VMP-6-39-020513	2/5/2013	<0.0048	U		0.011	J		0.012			<0.0056	U		<0.0091	U		<0.009	J	U	<0.0039	U		<0.005	J	U	<0.039	U		<0.0072	U		<0.0072	U	

SEE LAST PAGE OF TABLE FOR NOTES

TABLE 5
CUMULATIVE SUMMARY OF SOIL VAPOR ANALYTICAL DETECTIONS AND SCREENING RESULTS: VILLAGE - VOCS

Location	Depth	Sample ID	Sample Date	Methyl tert-Butyl Ether (MTBE) 3400			2-Propanol			n-Propylbenzene			Styrene 1400			1,1,2,2-Tetrachloroethane			Tetrachloroethene 0.55			Tetrahydrofuran			Toluene 6200			1,2,4-Trichlorobenzene 11			1,1,1-Trichloroethane (Methyl chloroform) 6600			1,1,2-Trichloroethane 170000		
				Result (mg/m^3)	Lab Quals	URS Quals	Result (mg/m^3)	Lab Quals	URS Quals	Result (mg/m^3)	Lab Quals	URS Quals	Result (mg/m^3)	Lab Quals	URS Quals	Result (mg/m^3)	Lab Quals	URS Quals	Result (mg/m^3)	Lab Quals	URS Quals	Result (mg/m^3)	Lab Quals	URS Quals	Result (mg/m^3)	Lab Quals	URS Quals	Result (mg/m^3)	Lab Quals	URS Quals	Result (mg/m^3)	Lab Quals	URS Quals	Result (mg/m^3)	Lab Quals	URS Quals
VMP-7	5 ft	VMP-7-5-082610	8/26/2010	<0.0048	U		0.0064	J		<0.0065	U		<0.0056	U		<0.0091	U		<0.009	U		<0.0039	U		0.0012	J		<0.039	U		<0.0072	U		<0.0072	U	
		VMP-7-5-111910	11/19/2010	<0.0043	U		0.0053	J		<0.0058	U		<0.0051	U		<0.0082	U		<0.0081	U		<0.0035	U		<0.0045	U		<0.035	U		<0.0065	U		<0.0065	U	
		VMP-7-5-020711	2/7/2011	<0.0046	U		0.0059	J		<0.0063	U		<0.0055	U		<0.0088	U		<0.0088	U		<0.0038	U		0.001	J		<0.038	J	U	<0.007	U		<0.007	U	
		VMP-7-5-040711	4/7/2011	<0.0066	U		<0.018	U		<0.0089	U		<0.0078	U		<0.012	U		<0.012	U		<0.0054	U		0.0025	J		<0.054	U		<0.0099	U		<0.0099	U	
		VMP-7-5-080211	8/2/2011	<0.65	U		<1.8	U		<0.89	U		<0.77	U		<1.2	U		<1.2	U		<0.53	U		<0.68	U		<5.4	U		<0.98	U		<0.98	U	
		VMP-7-5-111011	11/10/2011	<0.0031	U		0.042			<0.0042	U		<0.0036	U		<0.0059	U		<0.0058	U		<0.0025	U		0.0037			<0.025	U		<0.0047	U		<0.0047	U	
		VMP-7-5-111011-DUP	11/10/2011	<0.0029	U		0.04			<0.004	U		<0.0034	U		<0.0055	U		<0.0055	U		<0.0024	U		0.0047			<0.024	U		<0.0044	U		<0.0044	U	
		VMP-7-5-013112	1/31/2012	<0.0032	U		0.027			<0.0043	J	U	0.00053	J		<0.006	U		<0.0059	U		0.04			0.011			<0.026	U		<0.0048	U		<0.0048	U	
		VMP-7-5-041212	4/12/2012	<0.0034	U		0.059			<0.0047	J	U	0.0013	J		<0.0065	U		<0.0064	J	U	0.0062			0.027			<0.028	U		<0.0052	U		<0.0052	U	
		VMP-7-5-073112	7/31/2012	<0.0068	U		0.05			0.00095	J		0.0015	J		<0.017	U		<0.017	U		0.0047	J		0.1			<0.073	U		<0.013	U		<0.013	U	
		VMP-7-5-101012	10/10/2012	<0.0053	U		<0.014	U		<0.0073	U		<0.0063	U		<0.01	U		<0.01	U		<0.0044	U		0.0011	J		<0.044	U		<0.0081	U		<0.0081	U	
	13.5 ft	VMP-7-13.5-082610	8/26/2010	<0.1	U		<0.28	U		<0.14	U		<0.12	U		<0.2	U		<0.2	U		<0.085	U		<0.11	U		<0.86	U		<0.16	U		<0.16	U	
		VMP-7-13.5-111910	11/19/2010	<0.73	U		<2	U		<0.99	U		<0.86	U		<1.4	U		<1.4	U		<0.59	U		<0.76	U		<6	U		<1.1	U		<1.1	U	
		VMP-7-13.5-020711	2/7/2011	<0.0044	U		0.0086	J		<0.0061	U		<0.0053	U		<0.0085	U		<0.0084	U		<0.0036	U		<0.0046	U		<0.037	J	U	<0.0067	U		<0.0067	U	
		VMP-7-13.5-040711	4/7/2011	<0.0078	U		<0.021	U		<0.011	U		<0.0092	U		<0.015	U		<0.015	U		<0.0064	U		0.0016	J		<0.064	U		<0.012	U		<0.012	U	
		VMP-7-13.5-080311	8/3/2011	<0.87	U		<2.4	U		<1.2	U		<1	U		<1.6	U		<1.6	U		<0.71	U		<0.91	U		<7.2	U		<1.3	U		<1.3	U	
		VMP-7-13.5-111011	11/10/2011	<0.0028	U		0.01			0.018			<0.0034	U		<0.0054	U		<0.0054	U		<0.0023	U		0.007			<0.023	U		<0.0043	U		<0.0043	U	
		VMP-7-13.5-013112	1/31/2012	<0.04	U		0.11	J	J	<0.055	U		<0.048	U		<0.077	U		<0.076	U		<0.033	U		0.017	J	J	<0.33	U		<0.061	U		<0.061	U	
		VMP-7-13.5-013112-DUP	1/31/2012	<0.041	U		0.2		J	<0.056	U		<0.049	U		<0.079	U		<0.078	U		<0.034	U		<0.043	U		<0.34	U		<0.062	U		<0.062	U	
		VMP-7-13.5-041212	4/12/2012	<0.0033	U		0.018			<0.0045	U		0.00086	J		<0.0063	U		<0.0062	J	U	0.0064		J	0.02			<0.027	U		<0.005	U		<0.005	U	
		VMP-7-13.5-041212-DUP	4/12/2012	<0.0035	U		0.016			<0.0047	U		0.0018	J		<0.0066	U		<0.0065	J	U	0.0052		J	0.035			<0.029	U		<0.0053	U		<0.0053	U	
		VMP-7-13.5-072012	7/20/2012	<0.0034	U		0.041			0.00059	J		0.0012	J		<0.0064	U		<0.0063	U		0.00095	J		0.076			<0.028	U		<0.0051	U		<0.0051	U	
		VMP-7-13.5-101012	10/10/2012	<0.005	U		<0.014	U		<0.0068	U		<0.0059	U		<0.0095	U		<0.0094	U		<0.0041	U		0.0011	J		<0.041	U		<0.0075	U		<0.0075	U	
		VMP-7-13.5-021313	2/13/2013	<0.005	U		0.0039	J		<0.0068	U		<0.0059	U		<0.0095	U		<0.0094	U		<0.0041	U		<0.0052	J	U	<0.041	J	U	<0.0075	U		<0.0075	U	
	29.5 ft	VMP-7-29.5-083110	8/31/2010	<1.5	U		<4	U		5		J	<1.8	U		<2.8	U		<2.8	U		<1.2	U		1	J	J	<12	U		<2.2	U		<2.2	U	
		VMP-7-29.5-111910	11/19/2010	<2.2	U		<6.1	U		3.9		J	<2.6	U		<4.2	U		<4.2	U		<1.8	U		<2.3	U		<18	U		<3.4	U		<3.4	U	
		VMP-7-29.5-020711	2/7/2011	<2.3	U		<6.3	U		9.8			<2.7	U		<4.4	U		<4.4	U		<1.9	U		<2.4	U		<19	U		<3.5	U		<3.5	U	
		VMP-7-29.5-040711	4/7/2011	<0.56	U		<1.5	U		2.5		J	<0.67	U		<1.1	U		<1.1	U		<0.46	U		<0.59	U		<4.6	U		<0.85	U		<0.85	U	
		VMP-7-29.5-080311	8/3/2011	<1.3	U		<3.6	U		1.1	J		<1.6	U		<2.5	U		<2.5	U		<1.1	U		<1.4	U		<11	U		<2	U		<2	U	
		VMP-7-29.5-111111	11/11/2011	<2.6	U		3.2	J		0.84	J		0.62	J		<5	U		<4.9	U		<2.1	U		16			<22	U		<4	U		<4	U	
		VMP-7-29.5-020112	2/1/2012	<0.53	U		<1.4	U		0.32	J	J	<0.62	U		<1	U		<0.99	U		<0.43	U		<0.55	U		<4.3	U	UJ	<0.8	U		<0.8	U	
		VMP-7-29.5-041312	4/13/2012	<0.0033	J	U	0.015			<0.0045	J	U	0.0012	J		<0.0063	U		<0.0062	U		<0.0027	J	U	0.016			<0.027	U		<0.005	U		<0.005	U	
		VMP-7-29.5-072012	7/20/2012	<0.0034	U		0.042		J	0.0005	J		0.00076	J		0.003	J		<0.0063	U		0.0016	J		0.017			<0.028	U		<0.0051	U		<0.0051	U	
		VMP-7-29.5-072012-Dup	7/20/2012	<0.0034	U		0.02		J	0.00086	J		0.00078	J		<0.0064	U		<0.0063	U		<0.0028	U		0.018			<0.028	U		<0.0051	U		<0.0051	U	
		VMP-7-29.5-101012	10/10/2012	<0.0052	U		0.0026	J		<0.0071	U		<0.0062	U		<0.0099	U		<0.0098	U		<0.0043	U		0.0013	J		<0.043	J	U	<0.0079	U		<0.0079	U	
	38 ft	VMP-7-38-020711	2/7/2011	<3.1	U		<8.5	U		4.6			<3.7	U		<5.9	U		<5.9	U		<2.6	U		<3.2	U		<26	U		<4.7	U		<4.7	U	
		VMP-7-38-040711	4/7/2011	<0.79	U		<2.2	U		0.43	J	J	<0.94	U		<1.5	U		<1.5	U		<0.65	U		<0.83	U		<6.5	U		<1.2	U		<1.2	U	
		VMP-7-38-020112	2/1/2012	<0.76	U		<2.1	U		0.33	J	J	<0.89	U		<1.4	U		<1.4	U		<0.62	U		<0.79	U		<6.2	U	UJ	<1.1	U		<1.1	U	
		VMP-7-38-042512	4/25/2012	<0.0033	U		0.018			<0.0045	U		<0.0039	U		<0.0063	U		<0.0062	J	U	<0.0027	U		0.014			<0.027	U		<0.005	U		<0.005	U	
		VMP-7-38-042512-Dup	4/25/2012	<0.0033	U		0.017			<0.0045	U		0.0011	J		<0.0063	U		<0.0062	J	U	<0.0027	U		0.013			<0.027	U		<0.005	U		<0.005	U	
		VMP-7-38-101112	10/11/2012	<0.0048	U		0.0039	J		<0.0066	U		<0.0057	U		<0.0092	U		<0.0091	U		<0.004	U		0.0022	J		<0.04	U		<0.0073	U		<0.0073	U	
VMP-8	5 ft	VMP-8-5-083010	8/30/2010	0.00052	J		0.013	J		<0.0066	U		<0.0057	U		<0.0092	U		0.0048	J		<0.004	U		0.0011	J		0.015	J		0.00087	J		0.0009	J	
		VMP-8-5-111810	11/17/2010	0.00055	J		0.0026	J		<0.0057	U		0.0024	J		<0.008	U		0.0026	J		<0.0034	U		0.00096	J		<0.034	U		0.0009	J		<0.0064	U	
		VMP-8-5-021011	2/10/2011	<0.0044	U		0.008	J		<0.0061	U		<0.0053	U		<0.0085	U		<0.0084	U		<0.0036	U		<0.0046	U		<0.037	U		<0.0067	U		<0.0067	U	
		VMP-8-5-040711	4/7/2011	<0.005	U		<0.014	U		<0.0068	U		<0.0059	U		<0.0095	U		<0.0094	J	U	<0.0041	U		0.0016	J		<0.041	J	U	<0.0075	U		<0.0075	U	
		VMP-8-5-072711	7/27/2011	<0.0053	U		0.075			0.00084	J		0.0015	J		<0.01	U		0.0028	J		<0.0044	U		0.023			<0.044	U		<0.0081	U		<0.0081	U	
		VMP-8-5-110311	11/3/2011	<0.0031	U		0.014			<0.0042	U		<0.0036	U		<0.0059	U		<0.0058	U		0.00065	J		0.023			<0.025	U		<0.0047	U		<0.0047	U	
		VMP-8-5-012312	1/23/2012	<0.0038	U		0.014			<0.0052	J	U	<0.0045	U		<0.0073	U		0.0029	J		0.0016	J		0.0047			<0.031	J	U	<0.0058	U		<0.0058	U	
		VMP-8-5-041012	4/10/2012	<0.0034	U		0.0039	J		0.0048			0.00077	J		<0.0066	U		0.0016	J		<0.0028	U		0.0076			<0.028	U		<0.0052	U		<0.0052	U	
		VMP-8-5-071312	7/13/2012	<0.0029	U		0.0044	J		<0.004	J	U	<0.0034	U		<0.0055	U		<0.0055	U		<0.0024	U		<0.003	J	U	<0.024	U		<0.0044	U		<0.0044	U	
		VMP-8-5-073112	7/31/2012	<0.0037	U		0.064			0.00054	J		0.0019	J		<0.0071	U		0.0028	J		0.0048			0.14			<0.03	U		<0.0056	U		<0.0056	U	
		VMP-8-5-100412	10/4/2012	<0.005	U		<0.014	U		<0.0068	J	U	<0.0059	U		<0.0095	U		<0.0094	U		<0.0041	U		0.0013	J		0.0061	J		<0.0075	U		<0.0075	U	
		VMP-8-5-100412-Dup	10/4/2012	<0.0048	U		<0.013	U		<0.0065	U		<0.0056	U		<0.0091	U		<0.009	U		<0.0039	U		0.0015	J		<0.039	U		<0.0072	U		<0.0072	U	
		VMP-8-5-012413	1/24/2013	<0.0048	U		0.0066	J		<0.0066	U		<0.0057	U		<0.0092	U		<0.0091	U		0.0041			0.0014	J		<0.04	U		<0.0073	U		<0.0073	U	
	9.5 ft	VMP-8-9.5	11/10/2009	<0.004	U		<0.011	U		<0.005	U		<0.004	U		<0.007	U		<0.007	U		<0.003	U		<0.004	U		<0.033	U		<0.006	U		<0.006	U	
		VMP-8-9.5-083010	8/30/2010	0.00039	J		0.029			<0.0059	U		<0.0052	U		<0.0083	U		0.0045	J		<0.0036	U		0.0033	J		0.01	J		<0.0066	U		0.00075	J	
		VMP-8-9.5-083010-DUP	8/30/2010	<0.0044	U		0.0068	J		<0.0061	U		0.0011	J		<0.0085	U		0.0043	J		<0.0036	U		0.0007	J		<0.037	U		0.00072	J		0.00084	J	
		VMP-8-9.5-111810	11/17/2010	0.00054	J		0.0073	J		<0.0059	U		0.0018	J		<0.0083	U		0.0098			<0.0036	U		0.001	J		<0.036	U		0.0015	J		<0.0066	U	
		VMP-8-9.5-021011	2/10/2011	<0.0045	U		0.0036	J		<0.0062	U		<0.0054	U		<0.0086	U		0.0042	J		<0.0037	U		0.0011	J		<0.037	U		<0.0069	U		<0.0069	U	
		VMP-8-9.5-040711	4/7/2011	<0.005	U		0.0043	J		<0.0068	U		<0.0059	U		<0.0095	U		0.0046	J		<0.0041	U		0.0012	J		<0.041	U		<0.0075	U		<0.0075	U	
		VMP-8-9.5-072711	7/27/2011	<0.0038	U		0.04			0.00094	J		0.0022	J		<0.0073	U		0.0025	J		<0.0031	U		0.02			<0.032	U		<0.0058	U		<0.0058	U	
		VMP-8-9.5-110311	11/3/2011	<0.003	U		0.0091			0.00063	J		<0.0036	U		<0.0058	U		<0.0057	U		0.00073	J		0.023			<0.025	U		<0.0046	U		<0.0046	U	
		VMP-8-9.5-012312	1/23/2012	<0.0036	U		0.0049	J		<0.005	J	U	<0.0043	U		<0.007	U		0.0037	J		0.0014	J		0.0046			<0.03	U		<0.0055	U		<0.0055	U	
		VMP-8-9.5-041012	4/10/2012	<0.0034	U		0.014			<0.0047	U		0.00097	J		<0.0066	U		0.0014	J		<0.0028	U		0.012			<0.028	U		<0.0052	U		<0.0052	U	
		VMP-8-9.5-071312	7/13/2012	<0.0034	U		0.0039	J		<0.0046	U		<0.004	U		<0.0064	U		<0.0063	U		<0.0028	U		<0.0035	U		<0.028	U		<0.0051	U		<0.0051	U	
		VMP-8-9.5-071312-Dup	7/13/2012	<0.0032	U		0.0026	J		<0.0044	U		<0.0038	U		<0.0061	U		<0.0061	U		<0.0026	U		<0.0034	U		<0.026	U		<0.0049	U		<0.0049	U	
		VMP-8-9.5-100412	10/4/2012	<0.0055	U		<0.015	U		<0.0074	U		<0.0064	U		<0.01	U		<0.01	U		<0.0045	U		0.0043	J		<0.045	U		<0.0083	U		<0.0083	U	
		VMP-8-9.5-012413	1/24/2013	<0.0045	U		0.0032	J		<0.0062	U		<0.0054	U		<0.0086	U		<0.0085	J	U	<0.0037	U		<0.0047	U		<0.037	U		<0.0069	U		<0.0069	U	
		VMP-8-9.5-012413-Dup	1/24/2013	<0.0048	U		<0.013	U		<0.0066	U		<0.0057	U		<0.0092	U		<0.0091	J	U	<0.004	U		<0.0051	U		<0.04	U		<0.0073	U		<0.0073	U	
	23.5 ft	VMP-8-23.5-083010	8/30/2010	0.00037	J		0.0046	J		<0.0065	U		<0.0056	U		<0.0091	U		0.0038	J		<0.0039	U		0.00063	J		<0.039	U		0.00084	J		0.001	J	
		VMP-8-23.5-111910	11/19/2010	<0.0045	U		0.0063	J		<0.0062	U		0.0024	J		<0.0086	U		0.0041	J		<0.0037	U		0.0013	J		<0.037	U		<0.0069	U		<0.0069	U	
		VMP-8-23.5-021011	2/10/2011	<0.0048	U		0.0076	J		<0.0066	U		<0.0057	U		<0.0092	U		0.0041	J		<0.004	U		<0.0051	U		<0.04	U		<0.0073	U		<0.0073	U	
		VMP-8-23.5-040711	4/7/2011	<0.0045	U		<0.012	U		<0.0062	U		<0.0054	U		<0.0086	U		0.0045	J		<0.0037	U		0.0015	J		0.002	J		<0.0069	U		<0.0069	U	
		VMP-8-23.5-040711-DUP	4/7/2011	0.00068	J		<0.02	U		<0.0098	U		<0.0085	U		<0.014	U		0.0052	J		<0.0059	U		0.0014	J		0.0048	J		<0.011	U		0.0025	J	
		VMP-8-23.5-081011	8/10/2011	<0.0048	U		0.025			<0.0065	J	U	0.0012	J		<0.0091	U		0.0022	J		<0.0039	U		0.015			<0.039	J	U	<0.0072	U		<0.0072	U	
		VMP-8-23.5-110611	11/6/2011	<0.0034	U		0.016			0.00033	J		<0.0041	U		<0.0066	U		<0.0065	J	U	<0.0028	U		0.012			<0.028	U		<0.0052	U		<0.0052	U	
		VMP-8-23.5-012312	1/23/2012	<0.0038	U		0.0094	J		<0.0052	J	U	<0.0045	U		<0.0073	U		0.0033	J		<0.0031	U		0.0046			<0.031	U		<0.0058	U		<0.0058	U	
		VMP-8-23.5-041012	4/10/2012	<0.0034	U		0.016			0.0013	J		<0.004	U		<0.0064	U		0.0017	J		<0.0028	U		0.018			<0.028	U		<0.0051	U		<0.0051	U	
		VMP-8-23.5-071312	7/13/2012	<0.0037	U		0.0054	J		<0.0051	U		<0.0044	U		<0.0071	U		<0.007	U		<0.003	U		<0.0039	J	U	<0.03	U		<0.0056	U		<0.0056	U	
		VMP-8-23.5-100412	10/4/2012	<0.0052	U		<0.014	U		<0.0071	U		<0.0062	U		<0.0099	U		<0.0098	U		<0.0043	U		0.0028	J		<0.043	U		<0.0079	U		<0.0079	U	
		VMP-8-23.5-012413	1/24/2013	<0.0052	U		<0.014	U		<0.0071	U		<0.0062	U		<0.0099	U		0.0034	J		<0.0043	U		<0.0054	U		<0.043	U		<0.0079	U		<0.0079	U	

SEE LAST PAGE OF TABLE FOR NOTES

TABLE 5
CUMULATIVE SUMMARY OF SOIL VAPOR ANALYTICAL DETECTIONS AND SCREENING RESULTS: VILLAGE - VOCS

Location	Depth	Sample ID	Sample Date	Methyl tert-Butyl Ether (MTBE) 3400			2-Propanol			n-Propylbenzene			Styrene 1400			1,1,2,2-Tetrachloroethane			Tetrachloroethene 0.55			Tetrahydrofuran			Toluene 6200			1,2,4-Trichlorobenzene 11			1,1,1-Trichloroethane (Methyl chloroform) 6600			1,1,2-Trichloroethane 170000		
				Result (mg/m^3)	Lab Quals	URS Quals	Result (mg/m^3)	Lab Quals	URS Quals	Result (mg/m^3)	Lab Quals	URS Quals	Result (mg/m^3)	Lab Quals	URS Quals	Result (mg/m^3)	Lab Quals	URS Quals	Result (mg/m^3)	Lab Quals	URS Quals	Result (mg/m^3)	Lab Quals	URS Quals	Result (mg/m^3)	Lab Quals	URS Quals	Result (mg/m^3)	Lab Quals	URS Quals	Result (mg/m^3)	Lab Quals	URS Quals	Result (mg/m^3)	Lab Quals	URS Quals
VMP-9	5 ft	VMP-9-5-082610	8/26/2010	<0.0041	U		0.012			<0.0056	U		<0.0048	U		<0.0078	U		0.0023	J		<0.0034	U		0.0036	J		<0.034	U		<0.0062	U		<0.0062	U	
		VMP-9-5-111910	11/19/2010	<0.0043	U		0.028			<0.0058	U		0.0017	J		<0.0082	U		0.016			<0.0035	U		0.00064	J		<0.035	U		<0.0065	U		<0.0065	U	
		VMP-9-5-020811	2/8/2011	<0.004	U		0.0021	J		<0.0054	U		<0.0047	U		<0.0076	U		0.001	J		<0.0032	U		0.0035	J		<0.033	J	U	<0.006	U		<0.006	U	
		VMP-9-5-040611	4/6/2011	<0.011	U		<0.03	U		<0.015	U		<0.013	U		<0.021	U		0.0058	J		<0.0089	U		0.0019	J		<0.09	J	U	<0.016	U		<0.016	U	
		VMP-9-5-080211	8/2/2011	<0.21	U		<0.58	U		<0.29	U		<0.25	U		<0.4	U		<0.4	U		<0.17	U		0.048	J		<1.8	U		<0.32	U		<0.32	U	
		VMP-9-5-110411	11/4/2011	<0.0032	U		0.0073	J		<0.0043	J	U	<0.0037	U		<0.006	U		<0.0059	U		<0.0026	U		0.0076			<0.026	J	U	<0.0048	U		<0.0048	U	
		VMP-9-5-012612	1/26/2012	<0.0027	U		0.0072			<0.0037	U		<0.0032	U		<0.0051	U		<0.005	J	U	<0.0022	U		0.0058			<0.022	J	U	<0.0041	U		<0.0041	U	
		VMP-9-5-041112	4/11/2012	<0.0032	U		0.0037	J		0.0034	J		<0.0038	U		<0.0061	U		0.0013	J		<0.0026	U		0.0047			<0.026	U		<0.0049	U		<0.0049	U	
		VMP-9-5-071312	7/13/2012	<0.0034	U		0.074			<0.0047	J	U	<0.0041	J	U	<0.0066	U		<0.0065	U		0.0024	J		0.047			<0.028	U		<0.0052	U		<0.0052	U	
		VMP-9-5-101012	10/10/2012	<0.0052	U		0.0039	J		<0.0071	U		<0.0062	U		<0.0099	U		<0.0098	U		<0.0043	U		0.0005	J		<0.043	U		<0.0079	U		<0.0079	U	
		[4]VMP-9-5-012513	1/25/2013	<0.0051	U	UJ	0.021		J	<0.0069	U	UJ	<0.006	U	UJ	<0.0097	U	UJ	<0.0096	J	UJ	<0.0042	U	UJ	<0.0053	J	UJ	<0.042	U	UJ	<0.0077	U	UJ	<0.0077	U	UJ
		VMP-9-5-021513	2/15/2013	0.0012	J		0.016			0.0076			<0.0059	U		<0.0095	U		<0.0094	U		<0.0041	U		0.00082	J		<0.041	U		<0.0075	U		<0.0075	U	
	11.5 ft	VMP-9-11.5-082610	8/26/2010	<0.093	U		<0.25	U		<0.13	U		<0.11	U		<0.18	U		<0.17	U		<0.076	U		<0.097	U		<0.76	U		<0.14	U		<0.14	U	
		VMP-9-11.5-111910	11/19/2010	<0.27	U		<0.73	U		<0.37	U		<0.32	U		<0.51	U		<0.5	U		<0.22	U		<0.28	U		<2.2	U		<0.41	U		<0.41	U	
		VMP-9-11.5-020911	2/9/2011	<0.0048	U		0.0094	J	J	<0.0066	U		<0.0057	U		<0.0092	U		0.0039	J		<0.004	U		<0.0051	U		<0.04	U		<0.0073	U		<0.0073	U	
		VMP-9-11.5-020911-DUP	2/9/2011	<0.0038	U		0.049		J	<0.0051	U		<0.0044	U		<0.0072	U		0.0037	J		<0.0031	U		0.0029	J		<0.031	U		<0.0057	U		<0.0057	U	
		VMP-9-11.5-040611	4/6/2011	<0.014	U		<0.039	U		<0.019	U		<0.017	U		<0.027	U		0.0037	J		<0.012	U		<0.015	U		<0.12	J	U	<0.022	U		<0.022	U	
		VMP-9-11.5-080211	8/2/2011	<0.32	U		<0.86	U		<0.43	U		<0.37	U		<0.6	U		<0.6	U		<0.26	U		<0.33	U		<2.6	U		<0.48	U		<0.48	U	
		VMP-9-11.5-110411	11/4/2011	<0.0032	U		0.017			<0.0043	J	U	<0.0037	U		<0.006	U		<0.0059	U		<0.0026	U		0.012			<0.026	J	U	<0.0048	U		<0.0048	U	
		VMP-9-11.5-012612	1/26/2012	<0.0028	U		0.012			<0.0038	U		0.00049	J		<0.0053	U		<0.0052	J	U	0.0025			0.009			<0.023	J	U	<0.0042	U		<0.0042	U	
		VMP-9-11.5-041112	4/11/2012	<0.0033	U		0.0045	J		<0.0045	U		<0.0039	U		<0.0063	U		0.0018	J		<0.0027	U		0.02			<0.027	U		<0.005	U		<0.005	U	
		VMP-9-11.5-071312	7/13/2012	<0.0037	U		0.086			<0.0051	J	U	<0.0044	J	U	<0.0071	U		0.0021	J		0.0024	J		0.069			<0.03	U		<0.0056	U		<0.0056	U	
		VMP-9-11.5-101012	10/10/2012	<0.005	U		0.063			<0.0068	U		<0.0059	U		<0.0095	U		<0.0094	U		0.0014	J		0.0031	J		<0.041	U		<0.0075	U		<0.0075	U	
		VMP-9-11.5-012513	1/25/2013	<0.0042	U		0.018		J	<0.0057	U		<0.005	U		<0.008	U		<0.0079	J	U	0.0013	J		0.0012	J		<0.034	J	U	<0.0064	U		<0.0064	U	
		VMP-9-11.5-012513-DUP	1/25/2013	<0.0045	U		0.0045	J	J	<0.0062	U		<0.0054	U		<0.0086	U		<0.0085	J	U	<0.0037	U		0.0028	J		<0.037	J	U	<0.0069	U		<0.0069	U	
	25.5 ft	VMP-9-25.5-082610	8/26/2010	<0.73	U		<2	U		0.14	J		<0.86	U		<1.4	U		<1.4	U		<0.59	U		<0.76	U		<6	U		<1.1	U		<1.1	U	
		VMP-9-25.5-082610-DUP	8/26/2010	<0.78	U		<2.1	U		<1.1	U		<0.92	U		<1.5	U		<1.5	U		<0.64	U		<0.81	U		<6.4	U		<1.2	U		<1.2	U	
		VMP-9-25.5-111910	11/19/2010	<0.83	U		<2.3	U		<1.1	U		<0.98	U		<1.6	U		<1.6	U		<0.68	U		<0.87	U		<6.8	U		<1.2	U		<1.2	U	
		VMP-9-25.5-020911	2/9/2011	<0.45	U		<1.2	U		<0.62	U		<0.54	U		<0.86	U		<0.85	U		<0.37	U		<0.47	U		<3.7	U		<0.69	U		<0.69	U	
		VMP-9-25.5-040811	4/8/2011	<0.23	U		1			<0.31	U		0.084	J		<0.44	U		<0.43	U		<0.19	U		0.089	J		<1.9	U		<0.35	U		<0.35	U	
		VMP-9-25.5-080211	8/2/2011	<0.51	U		<1.4	U		<0.69	U		<0.6	U		<0.97	U		<0.96	U		<0.42	U		0.13	J	J	<4.2	U		<0.77	U		<0.77	U	
		VMP-9-25.5-110711	11/7/2011	<0.45	U		0.41	J		<0.61	U		<0.53	U		<0.85	U		0.28	J		<0.37	U		0.55			0.24	J		<0.68	U		<0.68	U	
		VMP-9-25.5-110711-DUP	11/7/2011	<0.39	U		0.58	J		<0.53	U		<0.46	U		<0.74	U		0.19	J		<0.32	U		0.57			<3.2	U		<0.59	U		<0.59	U	
		VMP-9-25.5-012612	1/26/2012	<0.12	U		<0.32	U		<0.16	U		<0.14	U		<0.22	U		<0.22	U		<0.095	U		0.048	J	J	<0.96	U		<0.18	U		<0.18	U	
		VMP-9-25.5-041112	4/11/2012	<0.0033	U		<0.009	U		0.004	J		<0.0039	U		<0.0063	U		0.0014	J		<0.0027	U		0.053			<0.027	U		<0.005	U		<0.005	U	
		VMP-9-25.5-071312	7/13/2012	<0.0036	U		0.093			<0.0048	J	U	0.0027	J		<0.0068	U		<0.0067	J	U	0.0036			0.077			<0.029	U		<0.0054	J	U	<0.0054	U	
		VMP-9-25.5-071312-Dup	7/13/2012	<0.0034	U		0.11			<0.0047	J	U	0.003	J		<0.0066	U		<0.0065	J	U	0.004			0.075			<0.028	U		<0.0052	U		<0.0052	U	
		VMP-9-25.5-101012	10/10/2012	<0.0048	U		0.0087	J		<0.0065	U		<0.0056	U		<0.0091	U		<0.009	U		<0.0039	U		0.0012	J		<0.039	U		<0.0072	U		<0.0072	U	
		VMP-9-25.5-013013	1/30/2013	<0.0051	U		0.012	J		<0.0069	U		<0.006	U		<0.0097	U		<0.0096	J	U	<0.0042	U		<0.0053	J	U	<0.042	J	U	<0.0077	U		<0.0077	U	
	38.5 ft	VMP-9-38.5-020911	2/9/2011	<0.75	U		<2	U		<1	U		<0.89	U		<1.4	U		<1.4	U		<0.62	U		<0.79	U		<6.2	U		<1.1	U		<1.1	U	
		VMP-9-38.5-040811	4/8/2011	<1	U		4.5			<1.4	U		0.24	J		<1.9	U		<1.9	U		<0.82	U		0.67	J		<8.2	U		<1.5	U		<1.5	U	
		VMP-9-38.5-012612	1/26/2012	<0.15	U		<0.41	U		<0.21	U		<0.18	U		<0.29	U		<0.28	U		<0.12	U		0.051	J	J	<1.2	U		<0.23	U		<0.23	U	
		VMP-9-38.5-041112	4/11/2012	<0.0029	U		0.0078	J		<0.004	U		0.00065	J		<0.0055	U		<0.0055	U		<0.0024	U		0.1			<0.024	U		<0.0044	U		<0.0044	U	
		VMP-9-38.5-071312	7/13/2012	0.0075			0.088			<0.0052	J	U	0.0037	J		<0.0073	U		<0.0072	J	U	0.0044			0.07			<0.031	U		<0.0058	U		<0.0058	U	
		VMP-9-38.5-101012	10/10/2012	<0.014	U		0.004	J		<0.019	U		<0.017	U		<0.027	U		<0.027	U		<0.012	U		0.0023	J		<0.12	U		<0.021	U		<0.021	U	
		VMP-9-38.5-013013	1/30/2013	<0.0051	U		0.011	J		<0.0069	U		<0.006	U		<0.0097	U		<0.0096	J	U	<0.0042	U		<0.0053	J	U	<0.042	J	U	<0.0077	U		<0.0077	U	
VMP-18	8.5 ft	VMP-18-8.5	6/18/2010	<0.005	U		0.012	J		<0.007	U		<0.006	U		<0.009	U		<0.009	U		0.0072			0.0014	J		<0.043	U		<0.007	U		<0.007	U	
		VMP-18-8.5-090710	9/7/2010	0.00046	J		0.014			<0.0063	J	U	<0.0055	U		<0.0088	J	U	<0.0088	J	U	<0.0038	U		0.0021	J		<0.038	J	U	0.0011	J		<0.007	U	
		VMP-18-8.5-111910	11/19/2010	<0.0039	U		0.0036	J		<0.0053	U		<0.0046	U		<0.0074	U		<0.0073	U		<0.0032	U		<0.0041	U		<0.032	U		<0.0059	U		<0.0059	U	
		VMP-18-8.5-020711	2/7/2011	<0.0043	U		0.091		J	0.0029	J		<0.0051	U		<0.0082	U		<0.0081	U		<0.0035	U		0.013		J	<0.035	J	U	<0.0065	U		<0.0065	U	
		VMP-18-8.5-020711-DUP	2/7/2011	<0.0041	U		0.012		J	0.0017	J		<0.0049	U		<0.0079	U		<0.0078	U		<0.0034	U		0.0031	J	J	<0.034	J	U	<0.0062	U		<0.0062	U	
		VMP-18-8.5-040711	4/7/2011	<0.0046	U		<0.013	U		0.01			<0.0055	U		<0.0088	U		0.0036	J		<0.0038	U		0.0011	J		<0.038	J	U	<0.007	U		<0.007	U	
		VMP-18-8.5-072811	7/28/2011	<0.005	U		0.03			0.001	J		0.0021	J		<0.0095	U		<0.0094	U		0.0013	J		0.012			<0.041	U		<0.0075	U		<0.0075	U	
		VMP-18-8.5-110711	11/7/2011	<0.0032	U		0.012			<0.0044	U		<0.0038	U		<0.0061	U		<0.0061	U		<0.0026	U		0.01			<0.026	U		<0.0049	U		<0.0049	U	
		VMP-18-8.5-012312	1/23/2012	<0.0035	U		0.035			<0.0048	U		<0.0041	U		<0.0066	U		0.0026	J		<0.0029	U		0.0042			<0.029	U		<0.0053	U		<0.0053	U	
		VMP-18-8.5-041012	4/10/2012	<0.0036	U		0.14			<0.0049	J	U	<0.0043	J	U	<0.0069	U		<0.0068	J	U	0.01			0.036			<0.03	U		<0.0055	U		<0.0055	U	
		VMP-18-8.5-071212	7/12/2012	<0.0035	U		0.088			<0.0048	J	U	<0.0042	J	U	<0.0067	U		<0.0066	U		0.0024	J		0.05			<0.029	U		<0.0053	U		<0.0053	U	
		VMP-18-8.5-100912	10/9/2012	<0.0048	U		0.038			<0.0065	U		<0.0056	U		<0.0091	U		<0.009	U		<0.0039	U		0.0045	J		<0.039	U		<0.0072	U		<0.0072	U	
		VMP-18-8.5-012313	1/23/2013	<0.0052	U		0.0069	J		<0.0071	U		<0.0062	U		<0.0099	U		<0.0098	U		<0.0043	U		<0.0054	U		<0.043	U		<0.0079	U		<0.0079	U	
VMP-19	5 ft	VMP-19-5	6/18/2010	<0.004	U		0.024			<0.006	U		<0.005	U		<0.009	U		<0.009	J	U	<0.004	U		<0.005	U		<0.04	U		<0.007	U		<0.007	U	
		VMP-19-5-090110	9/1/2010	<0.0046	U		0.58			<0.0063	J	U	<0.0055	U		<0.0088	U		<0.0088	J	U	<0.0038	U		<0.0049	U		<0.038	J	UJ	<0.007	U		<0.007	U	
		VMP-19-5-111510	11/15/2010	0.0007	J		0.0034	J		<0.0068	U		0.0065			<0.0095	U		0.0013	J		<0.0041	U		0.0014	J		<0.041	U		0.0014	J		<0.0075	U	
		VMP-19-5-020411	2/4/2011	<0.0044	U		0.0076	J		<0.0059	U		<0.0052	U		<0.0083	U		<0.0082	U		<0.0036	U		0.0018	J		<0.036	J	U	<0.0066	U		<0.0066	U	
		VMP-19-5-040711	4/7/2011	<0.0049	U		<0.013	U		<0.0066	U		<0.0058	U		<0.0093	U		0.0015	J		<0.004	U		0.0014	J		0.0031	J		<0.0074	U		<0.0074	U	
		VMP-19-5-080911	8/9/2011	<0.0053	U		0.026			<0.0073	J	U	<0.0063	J	U	<0.01	U		<0.01	J	U	<0.0044	U		0.032			<0.044	J	U	<0.0081	U		<0.0081	U	
		VMP-19-5-080911-DUP	8/9/2011	<0.0051	U		0.028			<0.0069	J	U	<0.006	J	U	<0.0097	U		<0.0096	J	U	<0.0042	U		0.027			<0.042	J	U	<0.0077	U		<0.0077	U	
		VMP-19-5-110811	11/8/2011	<0.0035	U		0.0078	J		<0.0048	U		<0.0042	U		<0.0067	U		<0.0066	U		<0.0029	U		0.014			<0.029	U		<0.0053	U		<0.0053	U	
		VMP-19-5-012612	1/26/2012	<0.0031	U		0.01			<0.0042	U		<0.0036	U		<0.0059	U		<0.0058	U		<0.0025	U		0.0061			<0.025	U		<0.0047	U		<0.0047	U	
		VMP-19-5-041012	4/10/2012	<0.0035	U		0.076			<0.0048	J	U	<0.0042	J	U	<0.0067	U		<0.0066	J	U	0.0071			0.029			<0.029	U		<0.0053	U		<0.0053	U	
		VMP-19-5-071112	7/11/2012	<0.004	U		<0.011	U		<0.0055	J	U	<0.0047	J	U	<0.0076	U		<0.0076	U		0.0017	J		0.059			<0.033	U		<0.0061	U		<0.0061	U	
		VMP-19-5-100912	10/9/2012	<0.0053	U		0.085			<0.0073	U		<0.0063	U		<0.01	U		<0.01	U		<0.0044	U		<0.0056	U		<0.044	U		<0.0081	U		<0.0081	U	
		VMP-19-5-013113	1/31/2013	<0.0046	U		0.083			0.049			<0.0055	U		<0.0088	U		0.00099	J		<0.0038	U		0.005			<0.038	J	U	<0.007	U		<0.007	U	

SEE LAST PAGE OF TABLE FOR NOTES

TABLE 5
CUMULATIVE SUMMARY OF SOIL VAPOR ANALYTICAL DETECTIONS AND SCREENING RESULTS: VILLAGE - VOCS

Location	Depth	Sample ID	Sample Date	Methyl tert-Butyl Ether (MTBE) 3400			2-Propanol			n-Propylbenzene			Styrene 1400			1,1,2,2-Tetrachloroethane			Tetrachloroethene 0.55			Tetrahydrofuran			Toluene 6200			1,2,4-Trichlorobenzene 11			1,1,1-Trichloroethane (Methyl chloroform) 6600			1,1,2-Trichloroethane 170000		
				Result (mg/m^3)	Lab Quals	URS Quals	Result (mg/m^3)	Lab Quals	URS Quals	Result (mg/m^3)	Lab Quals	URS Quals	Result (mg/m^3)	Lab Quals	URS Quals	Result (mg/m^3)	Lab Quals	URS Quals	Result (mg/m^3)	Lab Quals	URS Quals	Result (mg/m^3)	Lab Quals	URS Quals	Result (mg/m^3)	Lab Quals	URS Quals	Result (mg/m^3)	Lab Quals	URS Quals	Result (mg/m^3)	Lab Quals	URS Quals	Result (mg/m^3)	Lab Quals	URS Quals
VMP-20	5 ft	VMP-20-5-031411	3/14/2011	<0.0044	U		<0.012	U		0.0024	J		<0.0052	U		<0.0083	U		0.055			<0.0036	U		0.046			<0.036	U	UJ	<0.0066	U		<0.0066	U	
		VMP-20-5-041511	4/15/2011	<0.048	U		<0.13	UJ	UJ	<0.065	U		<0.057	U		<0.091	U		<0.09	U		<0.039	U	UJ	<0.05	U		<0.39	U		<0.072	U		<0.072	U	
		VMP-20-5-072511	7/25/2011	<0.0051	U		0.032			<0.0069	U		<0.006	J	U	<0.0097	U		<0.0096	U	UJ	<0.0042	U		0.014			<0.042	U		<0.0077	U		<0.0077	U	
		VMP-20-5-110111	11/1/2011	<0.0029	U		0.0083			<0.004	J	U	<0.0034	U		<0.0055	U		<0.0055	U		0.0012	J		0.019			<0.024	U		<0.0044	U		<0.0044	U	
		VMP-20-5-012312	1/23/2012	<0.014	U		0.016	J		<0.019	U		<0.016	U		<0.026	U		<0.026	U		<0.011	U		0.03			<0.11	U		<0.021	U		<0.021	U	
		VMP-20-5-041012	4/10/2012	<0.0032	U		0.18			<0.0043	U		<0.0037	U		<0.006	U		<0.0059	U		0.027			0.024			<0.026	U		<0.0048	U		<0.0048	U	
		VMP-20-5-071112	7/11/2012	<0.0042	U		0.0061	J		<0.0057	U		<0.005	U		<0.008	U		<0.0079	U		<0.0034	U		0.0024	J		<0.034	U		<0.0064	U		<0.0064	U	
		VMP-20-5-073112	7/31/2012	<0.0035	U		0.87			0.0004	J		0.0016	J		<0.0067	U		<0.0066	U		0.0011	J		0.072			<0.029	U		<0.0053	U		<0.0053	U	
		VMP-20-5-100412	10/4/2012	<0.0052	U		<0.014	U		<0.0071	U		<0.0062	U		<0.0099	U		<0.0098	U		<0.0043	U		0.0013	J		<0.043	U		<0.0079	U		<0.0079	U	
		VMP-20-5-020713	2/7/2013	<0.0044	U		0.0057	J		0.006			<0.0053	U		<0.0085	U		<0.0084	J	U	<0.0036	U		<0.0046	J	U	<0.037	U		<0.0067	U		<0.0067	U	
	10 ft	VMP-20-10-031411	3/14/2011	<0.0044	U		<0.012	U		0.0023	J		<0.0052	U		<0.0083	U		0.0089	J		0.0018	J		0.0084			<0.036	U	UJ	<0.0066	U		<0.0066	U	
		VMP-20-10-041511	4/15/2011	<0.044	U		<0.12	UJ	UJ	0.023	J		<0.052	U		<0.083	U		<0.082	U		<0.036	U	UJ	<0.046	U		<0.36	U		<0.066	U		<0.066	U	
		VMP-20-10-072511	7/25/2011	<0.0046	U		0.026			<0.0063	U		0.0017	J		<0.0088	U		<0.0088	U	UJ	<0.0038	U		0.015			0.0043	J		<0.007	U		<0.007	U	
		VMP-20-10-110111	11/1/2011	<0.0031	U		0.0066	J		<0.0042	U		<0.0036	U		<0.0059	U		<0.0058	U		<0.0025	U		0.0095			<0.025	U		<0.0047	U		<0.0047	U	
		VMP-20-10-012312	1/23/2012	<0.0032	U		0.0092			<0.0044	J	U	<0.0038	U		<0.0061	U		0.00098	J		<0.0026	U		0.0082			<0.026	U		<0.0049	U		<0.0049	U	
		VMP-20-10-041012	4/10/2012	<0.0031	U		0.19			<0.0042	U		0.0012	J		<0.0059	U		<0.0058	U		0.045			0.028			<0.025	U		<0.0047	U		<0.0047	U	
		VMP-20-10-071112	7/11/2012	<0.0035	U		0.01			<0.0048	J	U	<0.0042	U		<0.0067	U		<0.0066	U		0.00078	J		0.005			<0.029	U		<0.0053	U		<0.0053	U	
		VMP-20-10-100412	10/4/2012	<0.0048	U		<0.013	U		<0.0066	U		<0.0057	U		<0.0092	U		<0.0091	U		<0.004	U		0.0019	J		<0.04	U		<0.0073	U		<0.0073	U	
		VMP-20-10-012213	1/22/2013	<0.0044	U		0.008	J		<0.0061	U		<0.0053	U		<0.0085	U		<0.0084	J	U	<0.0036	U		<0.0046	J	U	<0.037	J	U	<0.0067	U		<0.0067	U	
	25 ft	VMP-20-25-031411	3/14/2011	<0.0043	U		<0.012	U		<0.0059	U		<0.0051	U		<0.0082	U		0.0068	J		<0.0035	U		0.0015	J		<0.035	U	UJ	<0.0065	U		<0.0065	U	
		VMP-20-25-041511	4/15/2011	<0.05	U		<0.14	UJ	UJ	<0.068	U		<0.059	U		<0.095	U		<0.094	U		<0.041	U	UJ	<0.052	U		<0.41	U		<0.075	U		<0.075	U	
		VMP-20-25-072611	7/26/2011	<0.33	U		<0.9	U		<0.45	U		<0.39	U		<0.63	U		<0.62	U	UJ	<0.27	U		<0.35	U		<2.7	U		<0.5	U		<0.5	U	
		VMP-20-25-110511	11/5/2011	<0.003	U		0.0075	J		0.00026	J		0.00044	J		<0.0058	U		<0.0057	J	U	<0.0025	U		0.015			<0.025	U		<0.0046	U		<0.0046	U	
		VMP-20-25-012312	1/23/2012	<0.0034	U		0.011			<0.0046	J	U	<0.004	U		<0.0064	U		0.001	J		<0.0028	U		0.0064			<0.028	U		<0.0051	U		<0.0051	U	
		VMP-20-25-041012	4/10/2012	<0.0032	U		0.15			<0.0043	U		0.0007	J		<0.006	U		<0.0059	U		0.031			0.036			<0.026	U		<0.0048	U		<0.0048	U	
		VMP-20-25-041012-Dup	4/10/2012	<0.0032	U		0.16			0.00046	J		0.00062	J		<0.0061	U		<0.0061	U		0.033			0.038			<0.026	U		<0.0049	U		<0.0049	U	
		VMP-20-25-071112	7/11/2012	<0.0036	U		0.084			<0.0049	J	U	<0.0043	U		<0.0069	U		<0.0068	U		<0.003	U		0.014			<0.03	U		<0.0055	U		<0.0055	U	
		VMP-20-25-100412	10/4/2012	<0.0053	U		<0.014	U		<0.0073	U		<0.0063	U		<0.01	U		<0.01	U		<0.0044	U		0.0017	J		<0.044	U		<0.0081	U		<0.0081	U	
		VMP-20-25-012213	1/22/2013	<0.0044	U		0.0095	J		<0.0061	U		<0.0053	U		<0.0085	U		<0.0084	J	U	<0.0036	U		<0.0046	J	U	<0.037	J	U	<0.0067	U		<0.0067	U	
	39.5 ft	VMP-20-39.5-100412	10/4/2012	<1.3	U		1.4	J		<1.8	U		0.23	J		<2.5	U		<2.4	U		<1.1	U		1.7			<11	U		<2	U		<2	U	
		VMP-20-39.5-012313	1/23/2013	<0.74	U		0.18	J		<1	U		<0.88	U		<1.4	U		0.52	J		<0.61	U		<0.78	U		<6.1	U		<1.1	U		<1.1	U	
VMP-21	5 ft	VMP-21-5-020911	2/9/2011	<1.7	U		<4.6	U		<2.3	U		<2	U		<3.2	U		<3.2	U		<1.4	U		<1.8	U		<14	U		<2.5	U		<2.5	U	
		VMP-21-5-020911-DUP	2/9/2011	<2.9	U		<7.8	U		<3.9	U		<3.4	U		<5.4	U		<5.4	U		<2.3	U		<3	U		<24	U		<4.3	U		<4.3	U	
		VMP-21-5-041311	4/13/2011	<0.0048	U		<0.013	U		0.0016	J		<0.0056	U		<0.0091	U		0.011			<0.0039	U		0.0027	J		<0.039	J	U	<0.0072	U		<0.0072	U	
		VMP-21-5-072511	7/25/2011	<0.005	U		0.026			<0.0068	J	U	0.0023	J		<0.0095	U		0.0058	J	J	<0.0041	U		0.026			<0.041	U		<0.0075	U		<0.0075	U	
		VMP-21-5-110111	11/1/2011	<0.0041	U		0.012			0.016			<0.0048	U		<0.0078	U		<0.0077	U		0.0011	J		0.0074			<0.034	U		<0.0062	U		<0.0062	U	
		VMP-21-5-012312	1/23/2012	<0.0035	U		0.0048	J		<0.0048	J	U	0.00053	J		<0.0066	U		0.001	J		<0.0029	U		0.0052			<0.029	J	U	0.0032	J		<0.0053	U	
		VMP-21-5-012312-DUP	1/23/2012	<0.0032	U		0.0056	J		<0.0044	J	U	<0.0038	U		<0.0061	U		0.00076	J		<0.0026	U		0.0057			<0.026	U		0.0012	J		<0.0049	U	
		VMP-21-5-042412	4/24/2012	<0.0066	U		0.025			<0.009	U		<0.0078	U		<0.012	U		<0.012	U		<0.0054	U		0.011			<0.054	U		<0.01	U		<0.01	U	
		VMP-21-5-071012	7/10/2012	<0.0038	U		0.21			0.0084			0.0015	J		<0.0073	U		<0.0072	U		0.02			0.01			<0.031	U		<0.0058	U		<0.0058	U	
		VMP-21-5-100412	10/4/2012	<0.0056	U		0.014	J		<0.0076	U		<0.0066	U		<0.011	U		0.0055	J		<0.0046	U		0.013			<0.046	U		<0.0085	U		<0.0085	U	
		VMP-21-5-020613	2/6/2013	<0.0051	U		0.0033	J		<0.0069	U		<0.006	U		<0.0097	U		<0.0096	J	U	<0.0042	U		<0.0053	J	U	<0.042	J	U	<0.0077	U		<0.0077	U	
	10 ft	VMP-21-10-021011	2/10/2011	<1.5	U		<4.1	U		<2.1	U		<1.8	U		<2.9	U		<2.8	U		<1.2	U		<1.6	U		<12	U		<2.3	U		<2.3	U	
		VMP-21-10-041311	4/13/2011	<0.19	U		0.16	J		<0.26	U		0.051	J		<0.36	U		0.051	J		<0.16	U		<0.2	U		<1.6	U		<0.29	U		<0.29	U	
		VMP-21-10-072511	7/25/2011	<0.01	U		0.013	J		<0.014	U		<0.012	J	U	<0.02	U		0.0087	J	J	<0.0086	U		0.031			<0.087	U		<0.016	U		<0.016	U	
		VMP-21-10-110111	11/1/2011	<0.0031	U		0.014			<0.0042	U		<0.0036	U		<0.0059	U		0.0059			0.0045			0.0073			<0.025	U		<0.0047	U		<0.0047	U	
		VMP-21-10-012312	1/23/2012	<0.0035	U		0.009	J		<0.0048	J	U	0.00052	J		<0.0066	U		0.0035	J		<0.0029	U		0.0062			<0.029	U		<0.0053	U		<0.0053	U	
		VMP-21-10-040912	4/9/2012	<0.0032	U		0.037			0.0006	J		0.0029	J		<0.006	U		<0.0059	U		<0.0026	U		0.059			<0.026	U		<0.0048	U		<0.0048	U	
		VMP-21-10-071012	7/10/2012	<0.0036	U		0.0022	J		<0.0049	U		<0.0043	U		<0.0069	U		0.0025	J		0.0038			<0.0038	J	U	<0.03	U		<0.0055	U		<0.0055	U	
		VMP-21-10-100412	10/4/2012	<0.0051	U		0.024			<0.0069	J	U	<0.006	U		<0.0097	U		0.0074	J		<0.0042	U		0.016			<0.042	U		<0.0077	U		<0.0077	U	
		VMP-21-10-020513	2/5/2013	<0.0048	U		0.0061	J		<0.0066	U		<0.0057	U		<0.0092	U		0.01			<0.004	U		<0.0051	J	U	<0.04	U		<0.0073	U		<0.0073	U	
		VMP-21-10-020513-DUP	2/5/2013	<0.0045	U		0.006	J		<0.0062	U		<0.0054	U		<0.0086	U		0.0096			<0.0037	U		<0.0047	J	U	<0.037	U		<0.0069	U		<0.0069	U	
	25 ft	VMP-21-25-021011	2/10/2011	<4.2	U		<11	U		<5.7	U		<5	U		<8	U		<7.9	U		<3.4	U		<4.4	U		<34	U		<6.4	U		<6.4	U	
		VMP-21-25-041411	4/14/2011	<15	U		<40	UJ	UJ	<20	U		<17	U		<28	U		<28	U		<12	U	UJ	<15	U		<120	U		<22	U		<22	U	
		VMP-21-25-041411-DUP	4/14/2011	<15	U		<40	UJ	UJ	<20	U		<17	U		<28	U		<28	U		<12	U	UJ	<15	U		<120	U		<22	U		<22	U	
		VMP-21-25-072611	7/26/2011	<4.8	U		<13	U		<6.5	U		<5.6	U		<9.1	U		<9	U	UJ	<3.9	U		<5	U		<39	U		<7.2	U		<7.2	U	
		VMP-21-25-110511	11/5/2011	<3	U		2.2	J		<4.1	U		<3.6	U		<5.8	U		1.5	J		<2.5	U		2.4	J		<25	U		<4.6	U		<4.6	U	
		VMP-21-25-012412	1/24/2012	<0.042	U		<0.11	U		<0.057	U		<0.049	U		<0.08	U		<0.079	U		<0.034	U		<0.044	U		<0.34	U		<0.063	U		<0.063	U	
		VMP-21-25-040912	4/9/2012	<0.0033	U		0.012			<0.0045	U		<0.0039	U		<0.0063	U		0.0074			0.0014	J		0.017			<0.027	U		<0.005	U		<0.005	U	
		VMP-21-25-071112	7/11/2012	<0.0033	U		0.015			<0.0045	J	U	<0.0039	U		<0.0063	U		0.0091			0.0013	J		0.0067			<0.027	U		<0.005	U		<0.005	U	
		VMP-21-25-100412	10/4/2012	<0.0052	U		0.014	J		<0.0071	U		<0.0062	U		<0.0099	U		0.039			<0.0043	U		0.0092			<0.043	U		<0.0079	U		<0.0079	U	
		VMP-21-25-020513	2/5/2013	<0.0046	U		0.0083	J		<0.0063	U		<0.0055	U		<0.0088	U		0.1			<0.0038	U		<0.0049	J	U	<0.038	U		<0.007	U		<0.007	U	
		VMP-21-25-020513-DUP	2/5/2013	<0.0048	U		0.0084	J		<0.0066	U		<0.0057	U		<0.0092	U		0.11			<0.004	U		<0.0051	J	U	<0.04	U		<0.0073	U		<0.0073	U	
	33 ft	VMP-21-33-021011	2/10/2011	<4.2	U		<11	U		<5.7	U		<5	U		<8	U		<7.9	U		<3.4	U		<4.4	U		<34	U		<6.4	U		<6.4	U	
		VMP-21-33-041411	4/14/2011	<14	U		<39	UJ	UJ	<19	U		<17	U		<27	U		<27	U		<12	U	UJ	8.9	J		<120	U		<21	U		<21	U	
		VMP-21-33-110511	11/5/2011	<0.69	U		0.4	J		<0.94	U		<0.81	U		<1.3	U		0.35	J		<0.56	U		0.55	J		<5.7	U		<1	U		<1	U	
		VMP-21-33-012412	1/24/2012	<0.099	U		<0.27	U		<0.13	U		<0.12	U		<0.19	U		<0.18	U		<0.081	U		0.033	J	J	<0.81	U		<0.15	U		<0.15	U	
		VMP-21-33-042412	4/24/2012	<0.0034	U		0.015			<0.0046	U		0.00092	J		<0.0064	U		0.012			<0.0028	U		0.0082			<0.028	U		<0.0051	U		<0.0051	U	
		VMP-21-33-071112	7/11/2012	<0.0035	U		0.0034	J		<0.0048	U		<0.0042	U		<0.0067	U		0.0022	J		0.0017	J		<0.0037	J	U	<0.029	U		<0.0053	U		<0.0053	U	
		VMP-21-33-100412	10/4/2012	<0.0051	U		0.027			<0.0069	U		<0.006	J	U	<0.0097	U		0.01			<0.0042	U		0.012			<0.042	U		<0.0077	U		<0.0077	U	
		VMP-21-33-020513	2/5/2013	<0.0048	U		0.029			<0.0065	U		<0.0056	U		<0.0091	U		0.034			<0.0039	U		<0.005	U		<0.039	U		<0.0072	U		<0.0072	U	

SEE LAST PAGE OF TABLE FOR NOTES

TABLE 5
CUMULATIVE SUMMARY OF SOIL VAPOR ANALYTICAL DETECTIONS AND SCREENING RESULTS: VILLAGE - VOCS

Location	Depth	Sample ID	Sample Date	Methyl tert-Butyl Ether (MTBE) 3400			2-Propanol			n-Propylbenzene			Styrene 1400			1,1,2,2-Tetrachloroethane			Tetrachloroethene 0.55			Tetrahydrofuran			Toluene 6200			1,2,4-Trichlorobenzene 11			1,1,1-Trichloroethane (Methyl chloroform) 6600			1,1,2-Trichloroethane 170000		
				Result (mg/m^3)	Lab Quals	URS Quals	Result (mg/m^3)	Lab Quals	URS Quals	Result (mg/m^3)	Lab Quals	URS Quals	Result (mg/m^3)	Lab Quals	URS Quals	Result (mg/m^3)	Lab Quals	URS Quals	Result (mg/m^3)	Lab Quals	URS Quals	Result (mg/m^3)	Lab Quals	URS Quals	Result (mg/m^3)	Lab Quals	URS Quals	Result (mg/m^3)	Lab Quals	URS Quals	Result (mg/m^3)	Lab Quals	URS Quals	Result (mg/m^3)	Lab Quals	URS Quals
VMP-22	5 ft	VMP-22-5-021111	2/11/2011	<0.093	U		<0.25	U		<0.13	U		<0.11	U		<0.18	U		<0.17	U		<0.076	U		<0.097	U		<0.76	U		<0.14	U		<0.14	U	
		VMP-22-5-041811	4/18/2011	<0.045	U		<0.12	UJ	UJ	<0.062	U		<0.054	U		<0.086	U		<0.085	U		<0.037	U	UJ	<0.047	U		<0.37	U		<0.069	U		<0.069	U	
		VMP-22-5-072611	7/26/2011	<0.0053	U		0.04			0.0016	J		<0.0063	J	U	<0.01	U		<0.01	J	UJ	<0.0044	U		0.016			<0.044	J	U	<0.0081	U		<0.0081	U	
		VMP-22-5-110111	11/1/2011	<0.003	U		0.012			<0.0041	U		<0.0036	U		<0.0058	U		<0.0057	U		<0.0025	U		0.011			<0.025	U		<0.0046	U		<0.0046	U	
		VMP-22-5-012412	1/24/2012	<0.0032	U		0.0081	J	J	<0.0044	J	U	<0.0038	U		<0.0061	U		<0.006	U		<0.0026	U		0.023		J	<0.026	U		<0.0048	U		<0.0048	U	
		VMP-22-5-040912	4/9/2012	<0.0035	U		0.012			<0.0048	U		<0.0042	U		<0.0067	U		<0.0066	U		<0.0029	U		0.0058			<0.029	U		<0.0053	U		<0.0053	U	
		VMP-22-5-070912	7/9/2012	<0.0039	U		0.0083	J		<0.0053	J	U	<0.0046	U		<0.0074	U		<0.0074	U		<0.0032	U		0.01			<0.032	U		<0.0059	U		<0.0059	U	
		VMP-22-5-100312	10/3/2012	<0.0045	U		0.0082	J		<0.0062	U		<0.0054	U		<0.0086	U		<0.0085	U		<0.0037	U		0.0018	J		<0.037	U		<0.0069	U		<0.0069	U	
		VMP-22-5-100312-Dup	10/3/2012	<0.0041	U		0.029			<0.0056	U		<0.0049	U		<0.0079	U		<0.0078	U		<0.0034	U		0.0066			<0.034	U		<0.0062	U		<0.0062	U	
		VMP-22-5-012413	1/24/2013	<0.0046	U		0.0011	J		<0.0063	U		<0.0055	U		<0.0088	U		<0.0088	J	U	<0.0038	U		<0.0049	J	U	<0.038	J	U	<0.007	U		<0.007	U	
	10 ft	VMP-22-10-021111	2/11/2011	<0.044	U		<0.12	U		<0.06	U		<0.052	U		<0.084	U		<0.083	U		<0.036	U		<0.046	U		<0.36	U		<0.068	U		<0.066	U	
		VMP-22-10-041811	4/18/2011	<0.047	U		<0.13	UJ	UJ	<0.064	U		<0.056	U		<0.09	U		<0.088	U		<0.038	U	UJ	<0.049	U		<0.39	U		<0.071	U		<0.071	U	
		VMP-22-10-072611	7/26/2011	<0.0055	U		0.016			0.001	J		0.0029	J		<0.01	U		<0.01	J	UJ	<0.0045	U		0.013			<0.045	J	U	<0.0083	U		<0.0083	U	
		VMP-22-10-072611-DUP	7/26/2011	<0.0064	U		0.018			0.0012	J		0.0028	J		<0.012	U		<0.012	U	UJ	<0.0052	U		0.012			<0.053	J	U	<0.0097	U		<0.0097	U	
		VMP-22-10-110211	11/2/2011	<0.0031	U		0.009			<0.0042	U		<0.0036	U		<0.0059	U		<0.0058	U		<0.0025	U		0.006			<0.025	U		<0.0047	U		<0.0047	U	
		VMP-22-10-012412	1/24/2012	<0.0035	U		0.011			<0.0048	J	U	<0.0041	U		<0.0066	U		0.0033	J		0.0014	J		0.0071			<0.029	U		<0.0053	U		<0.0053	U	
		VMP-22-10-040912	4/9/2012	<0.0035	U		0.012			0.0028	J		<0.0041	U		<0.0066	U		<0.0065	U		<0.0028	U		0.0052			<0.029	U		<0.0053	U		<0.0053	U	
		VMP-22-10-070912	7/9/2012	<0.0039	U		0.0054	J		<0.0053	U		<0.0046	U		<0.0074	U		<0.0074	U		<0.0032	U		<0.0041	J	U	<0.032	U		<0.0059	U		<0.0059	U	
		VMP-22-10-070912-Dup	7/9/2012	<0.0038	U		0.0066	J		<0.0052	U		<0.0045	U		<0.0073	U		<0.0072	U		<0.0031	U		0.0022	J		<0.031	U		<0.0058	U		<0.0058	U	
		VMP-22-10-100312	10/3/2012	<0.0044	U		0.021			<0.0059	U		<0.0052	U		<0.0083	U		<0.0082	U		<0.0036	U		0.0063			<0.036	U		<0.0066	U		<0.0066	U	
		VMP-22-10-012413	1/24/2013	<0.005	U		0.0052	J		<0.0068	U		<0.0059	U		<0.0095	U		<0.0094	U		<0.0041	U		<0.0052	J	U	<0.041	J	U	<0.0075	U		<0.0075	U	
	18 ft	VMP-22-18-021111	2/11/2011	<0.77	U		<2.1	U		<1	U		<0.9	U		<1.4	U		<1.4	U		<0.63	U		0.34	J		<6.3	U		<1.2	U		<1.2	U	
		VMP-22-18-041811	4/18/2011	<3.2	U		<8.8	UJ	UJ	<4.4	U		<3.8	U		<6.2	U		<6.1	U		<2.6	U	UJ	<3.4	U		<27	U		<4.9	U		<4.9	U	
		VMP-22-18-072611	7/26/2011	<1.6	U		<4.5	U		<2.3	U		<2	U		<3.2	U		<3.1	U	UJ	<1.4	U		<1.7	U		<14	U		<2.5	U		<2.5	U	
		VMP-22-18-110511	11/5/2011	<0.0033	U		0.0073	J		0.00027	J		<0.0039	U		<0.0063	U		<0.0062	J	U	<0.0027	U		0.012			<0.027	U		<0.005	U		<0.005	U	
		VMP-22-18-012412	1/24/2012	<0.03	U		0.029	J	J	<0.041	U		<0.036	U		<0.058	U		<0.057	U		<0.025	U		<0.032	U		<0.25	U		<0.046	U		<0.046	U	
		VMP-22-18-040912	4/9/2012	<0.0036	U		<0.0099	U		0.0013	J		<0.0043	U		<0.0069	U		<0.0068	U		<0.003	U		0.0038			<0.03	U		<0.0055	U		<0.0055	U	
		VMP-22-18-070912	7/9/2012	<0.0038	U		0.0074	J		<0.0052	U		<0.0045	U		<0.0073	U		<0.0072	U		<0.0031	U		0.0029	J		<0.031	U		<0.0058	U		<0.0058	U	
		VMP-22-18-100412	10/4/2012	<0.0052	U		0.033			<0.0071	U		<0.0062	U		<0.0099	U		<0.0098	U		0.0066			0.0017	J		<0.043	U		<0.0079	U		<0.0079	U	
		VMP-22-18-012413	1/24/2013	<0.005	U		0.0073	J		<0.0068	U		<0.0059	U		<0.0095	U		<0.0094	J	U	<0.0041	U		<0.0052	J	U	<0.041	U		<0.0075	U		<0.0075	U	
	38 ft	VMP-22-38-041811	4/18/2011	<10	U		<27	UJ	UJ	<14	U		<12	U		<19	U		<19	U		<8.1	U	UJ	<10	U		<82	U		<15	U		<15	U	
		VMP-22-38-012512	1/25/2012	<0.03	U		<0.082	U		<0.041	U		<0.036	U		<0.058	U		<0.057	U		<0.025	U		<0.032	U		<0.25	U		<0.046	U		<0.046	U	
		VMP-22-38-040912	4/9/2012	<0.0035	U		0.01			<0.0048	U		<0.0042	U		<0.0067	U		<0.0066	U		0.0012	J		0.013			<0.029	U		<0.0053	U		<0.0053	U	
		VMP-22-38-070912	7/9/2012	<0.0037	U		0.011			<0.0051	U		<0.0044	U		<0.0071	U		<0.007	U		<0.003	U		0.0028	J		<0.03	U		<0.0056	U		<0.0056	U	
		VMP-22-38-100412	10/4/2012	<0.0055	U		<0.015	U		<0.0074	U		<0.0064	U		<0.01	U		0.011			<0.0045	U		0.0026	J		<0.045	J	U	<0.0083	U		<0.0083	U	
		VMP-22-38-012413	1/24/2013	<0.0048	U		0.0061	J		<0.0066	U		<0.0057	U		<0.0092	U		<0.0091	J	U	<0.004	U		<0.0051	J	U	<0.04	J	U	<0.0073	U		<0.0073	U	
VMP-23	5 ft	VMP-23-5-021511	2/15/2011	<0.0048	U		0.0033	J		<0.0065	U		<0.0056	U		<0.0091	U		<0.009	U		<0.0039	U		0.013			<0.039	U		<0.0072	U		<0.0072	U	
		VMP-23-5-042111	4/21/2011	<0.041	U		0.015	J		<0.056	U		<0.49	U		<0.079	U		<0.078	U		<0.034	U		<0.043	U		<0.34	U		<0.062	U		<0.062	U	
		VMP-23-5-072711	7/27/2011	<0.0048	U		0.14			0.00076	J		0.0013	J		<0.0091	U		<0.009	U		<0.0039	U		0.037			<0.039	U		<0.0072	U		<0.0072	U	
		VMP-23-5-110211	11/2/2011	<0.0034	U		0.014			<0.0046	U		<0.004	U		<0.0064	U		<0.0063	U		<0.0028	U		0.0098			<0.028	U		<0.0051	U		<0.0051	U	
		VMP-23-5-012512	1/25/2012	<0.0028	U		0.0018	J		0.0008	J		<0.0034	U		<0.0054	U		0.0021	J		<0.0023	U		0.0043			<0.023	U		<0.0043	U		<0.0043	U	
		VMP-23-5-040912	4/9/2012	<0.0034	U		0.023			<0.0047	U		<0.0041	U		<0.0066	U		<0.0065	U		0.026			0.022			<0.028	U		<0.0052	U		<0.0052	U	
		VMP-23-5-070912	7/9/2012	<0.0031	U		<0.0084	U		<0.0042	J	U	<0.0036	J	U	<0.0059	U		<0.0058	U		0.013			0.011			<0.025	U		<0.0047	U		<0.0047	U	
		VMP-23-5-100312	10/3/2012	<0.0052	U		<0.014	U		<0.0071	U		<0.0062	U		<0.0099	U		<0.0098	U		<0.0043	U		0.0013	J		<0.043	J	U	<0.0079	U		<0.0079	U	
		VMP-23-5-012413	1/24/2013	<0.0044	U		0.004	J		<0.0061	U		<0.0053	U		<0.0085	U		<0.0084	U		<0.0036	U		<0.0046	J	U	<0.037	J	U	<0.0067	U		<0.0067	U	
	10 ft	VMP-23-10-021511	2/15/2011	<0.0049	U		0.0045	J		<0.0067	J	U	<0.0058	U		<0.0094	U		0.0015	J		<0.004	U		0.0062			0.0094	J		<0.0074	U		<0.0074	U	
		VMP-23-10-042111	4/21/2011	<0.05	U		0.012	J		<0.068	U		<0.59	U		<0.095	U		<0.094	U		<0.041	U		0.25			<0.41	U		<0.075	U		<0.075	U	
		VMP-23-10-072711	7/27/2011	<0.0045	U		<0.012	U		<0.0062	U		<0.0054	U		<0.0086	U		<0.0085	U		<0.0037	U		<0.0047	U		<0.037	U		<0.0069	U		<0.0069	U	
		VMP-23-10-110211	11/2/2011	<0.0033	U		0.02			<0.0045	J	U	<0.0039	U		<0.0063	U		<0.0062	U		<0.0027	U		0.014			<0.027	U		<0.005	U		<0.005	U	
		VMP-23-10-012512	1/25/2012	<0.0028	U		0.0064	J		0.00047	J		<0.0033	U		<0.0053	U		0.0031	J		<0.0023	U		0.017			<0.023	U		<0.0042	U		<0.0042	U	
		VMP-23-10-040912	4/9/2012	<0.0035	U		<0.0096	U		<0.0048	U		<0.0042	U		<0.0067	U		<0.0066	U		<0.0029	U		0.011			<0.029	U		<0.0053	U		<0.0053	U	
		VMP-23-10-040912-Dup	4/9/2012	<0.0035	U		0.0075	J		<0.0048	U		<0.0042	U		<0.0067	U		0.0056	J		0.0029			0.013			<0.029	U		<0.0053	U		<0.0053	U	
		VMP-23-10-070912	7/9/2012	<0.0028	U		0.0042	J		<0.0038	J	U	<0.0033	J	U	<0.0053	U		<0.0052	U		0.0047			<0.0029	J	U	<0.023	U		<0.0042	U		<0.0042	U	
		VMP-23-10-100312	10/3/2012	<0.0056	U		0.004	J		<0.0076	U		<0.0066	U		<0.011	U		<0.01	U		<0.0046	U		0.0018	J		<0.046	U		<0.0085	U		<0.0085	U	
		VMP-23-10-012413	1/24/2013	<0.0044	U		0.0047	J		<0.0061	U		<0.0053	U		<0.0085	U		<0.0084	U		<0.0036	U		<0.0046	J	U	<0.037	U		<0.0067	U		<0.0067	U	
	25 ft	VMP-23-25-021511	2/15/2011	<0.0045	U		0.094			<0.0062	U		<0.0054	U		<0.0086	U		<0.0085	U		<0.0037	U		0.0011	J		<0.037	U		<0.0069	U		<0.0069	U	
		VMP-23-25-042111	4/21/2011	<0.046	U		<0.13	U		<0.063	U		<0.55	U		<0.088	U		<0.088	U		<0.038	U		<0.049	U		<0.38	U		<0.07	U		<0.07	U	
		VMP-23-25-072711	7/27/2011	<0.0052	U		0.047			<0.0071	U		0.0021	J		<0.0099	U		<0.0098	U		<0.0043	U		0.016			0.012	J		<0.0079	U		<0.0079	U	
		VMP-23-25-110511	11/5/2011	<0.0033	U		0.019			<0.0045	U		<0.0039	U		<0.0063	U		<0.0062	J	U	<0.0027	U		0.015			<0.027	U		<0.005	U		<0.005	U	
		VMP-23-25-012512	1/25/2012	<0.003	U		0.0082			<0.004	U		<0.0035	U		<0.0056	U		0.0026	J		<0.0024	U		0.019			<0.024	U		<0.0045	U		<0.0045	U	
		VMP-23-25-040912	4/9/2012	<0.0034	U		0.63			0.0011	J		0.013			<0.0066	U		<0.0065	U		0.044			0.25			<0.028	U		<0.0052	U		<0.0052	U	
		VMP-23-25-071012	7/10/2012	<0.0044	U		0.002	J		<0.006	J	U	<0.0052	J	U	<0.0084	U		<0.0083	U		0.01			0.0058			<0.036	U		<0.0066	U		<0.0066	U	
		VMP-23-25-100312	10/3/2012	<0.0055	U		<0.015	U		<0.0074	U		<0.0064	U		<0.01	U		<0.01	U		<0.0045	U		0.0018	J		<0.045	U		<0.0083	U		<0.0083	U	
		VMP-23-25-012413	1/24/2013	<0.0045	U		0.0019	J		<0.0062	U		<0.0054	U		<0.0086	U		<0.0085	J	U	<0.0037	U		<0.0047	J	U	<0.037	U		<0.0069	U		<0.0069	U	
	40 ft	VMP-23-40-071012	7/10/2012	<0.0037	U		<0.01	U		<0.0051	J	U	<0.0044	J	U	<0.0071	U		<0.007	U		<0.003	U		0.0058			<0.03	U		<0.0056	U		<0.0056	U	
		VMP-23-40-100312	10/3/2012	<0.0051	U		0.0034	J		<0.0069	U		<0.006	U		<0.0096	U		<0.0095	U		<0.0041	U		0.0022	J		<0.042	U		<0.0077	U		<0.0077	U	
		VMP-23-40-012413	1/24/2013	<0.0046	U		0.0021	J		<0.0063	U		<0.0055	U		<0.0088	U		<0.0088	U		<0.0038	U		<0.0049	U		<0.038	U		<0.007	U		<0.007	U	

SEE LAST PAGE OF TABLE FOR NOTES

TABLE 5
CUMULATIVE SUMMARY OF SOIL VAPOR ANALYTICAL DETECTIONS AND SCREENING RESULTS: VILLAGE - VOCS

Location	Depth	Sample ID	Sample Date	Methyl tert-Butyl Ether (MTBE) 3400			2-Propanol 1400			n-Propylbenzene			Styrene 1400			1,1,2,2-Tetrachloroethane			Tetrachloroethene 0.55			Tetrahydrofuran			Toluene 6200			1,2,4-Trichlorobenzene 11			1,1,1-Trichloroethane (Methyl chloroform) 6600			1,1,2-Trichloroethane 170000		
				Result (mg/m^3)	Lab Quals	URS Quals	Result (mg/m^3)	Lab Quals	URS Quals	Result (mg/m^3)	Lab Quals	URS Quals	Result (mg/m^3)	Lab Quals	URS Quals	Result (mg/m^3)	Lab Quals	URS Quals	Result (mg/m^3)	Lab Quals	URS Quals	Result (mg/m^3)	Lab Quals	URS Quals	Result (mg/m^3)	Lab Quals	URS Quals	Result (mg/m^3)	Lab Quals	URS Quals	Result (mg/m^3)	Lab Quals	URS Quals	Result (mg/m^3)	Lab Quals	URS Quals
VMP-24	5 ft	VMP-24-5-021611	2/16/2011	<0.0051	U		0.0033	J		<0.0069	J	U	<0.006	U		<0.0097	U		<0.0096	U		<0.0042	U		<0.0053	J	U	<0.042	J	U	<0.0077	U		<0.0077	U	
		VMP-24-5-040811	4/8/2011	<0.054	U		<0.15	U		<0.074	U		<0.064	U		<0.1	U		<0.1	U		<0.044	U		<0.057	U		<0.45	U		<0.082	U		<0.082	U	
		VMP-24-5-072811	7/28/2011	<0.0051	U		0.019			0.0014	J		0.0018	J		<0.0097	U		<0.0096	U		<0.0042	U		0.045			0.0082	J		<0.0077	U		<0.0077	U	
		VMP-24-5-110211	11/2/2011	<0.0034	U		0.0072	J		<0.0046	J	U	<0.004	U		<0.0064	U		<0.0063	U		<0.0028	U		0.0068			<0.028	U		<0.0051	U		<0.0051	U	
		VMP-24-5-110211-DUP	11/2/2011	<0.0047	U		0.017			<0.0064	J	U	<0.0055	U		<0.0089	U		<0.0088	U		<0.0038	U		0.0069			<0.038	U		<0.0071	U		<0.0071	U	
		VMP-24-5-012512	1/25/2012	<0.0029	U		0.011			<0.004	U		<0.0034	U		<0.0055	U		<0.0055	U		0.00072	J		0.011			<0.024	U		<0.0044	U		<0.0044	U	
		VMP-24-5-040912	4/9/2012	<0.0034	U		0.16			0.0022	J		0.0044			<0.0066	U		<0.0065	U		0.038			0.045			<0.028	U		<0.0052	U		<0.0052	U	
		VMP-24-5-071212	7/12/2012	<0.0033	U		<0.009	U		0.002	J		<0.0039	J	U	<0.0063	U		<0.0062	U		0.0057			0.053			<0.027	U		<0.005	U		<0.005	U	
		VMP-24-5-101912	10/19/2012	<0.0051	U		0.003	J		<0.007	U		<0.006	U		<0.0097	U		0.004	J		<0.0042	U		0.0023	J		<0.042	U		<0.0077	U		<0.0077	U	
		VMP-24-5-012313	1/23/2013	<0.0045	U		0.036			<0.0062	U		<0.0054	U		<0.0086	U		<0.0085	U		<0.0037	U		<0.0047	J	U	<0.037	U		<0.0069	U		<0.0069	U	
	10 ft	VM-24-10-021711	2/17/2011	<0.0048	U		0.0065	J		<0.0066	J	U	<0.0057	U		<0.0092	U		<0.0091	U		<0.004	U		<0.0051	J	U	<0.04	U		<0.0073	U		<0.0073	U	
		VMP-24-10-041111	4/11/2011	0.00079	J		<0.025	U		<0.012	U		<0.011	U		<0.017	U		0.0033	J		<0.0074	U		0.0025	J		<0.075	U		<0.014	U		<0.014	U	
		VMP-24-10-072811	7/28/2011	<0.005	U		0.038			0.0011	J		0.0019	J		<0.0095	U		<0.0094	U		<0.0041	U		0.024			0.0052	J		<0.0075	U		<0.0075	U	
		VMP-24-10-110211	11/2/2011	<0.003	U		0.011			<0.004	U		<0.0035	U		<0.0056	U		<0.0056	U		<0.0024	U		0.012			<0.024	U		<0.0045	U		<0.0045	U	
		VMP-24-10-012512	1/25/2012	<0.0028	U		0.0054	J		0.00041	J		<0.0033	U		<0.0053	U		<0.0052	U		<0.0023	U		0.0045			<0.023	U		<0.0042	U		<0.0042	U	
		VMP-24-10-041012	4/10/2012	<0.0033	U		0.1			<0.0045	U		<0.0039	U		<0.0063	U		<0.0062	U		0.022			0.076			<0.027	U		<0.005	U		<0.005	U	
		VMP-24-10-071212	7/12/2012	<0.0038	U		0.045			<0.0052	J	U	<0.0045	J	U	<0.0073	U		<0.0072	U		0.0019	J		0.049			<0.031	U		<0.0058	U		<0.0058	U	
		VMP-24-10-100912	10/9/2012	<0.0048	U		0.074			<0.0065	U		<0.0056	U		<0.0091	U		<0.009	U		<0.0039	U		0.0042	J		<0.039	U		<0.0072	U		<0.0072	U	
		VMP-24-10-012313	1/23/2013	<0.005	U		0.016			<0.0068	U		<0.0059	U		<0.0095	U		<0.0094	J	U	<0.0041	U		0.0013	J		<0.041	U		<0.0075	U		<0.0075	U	
	22 ft	VMP-24-22-021711	2/17/2011	<0.0048	U		0.0063	J		<0.0066	J	U	<0.0057	U		<0.0092	U		0.0014	J		<0.004	U		0.0049	J		<0.04	U		<0.0073	U		<0.0073	U	
		VMP-24-22-041111	4/11/2011	<0.0045	U		<0.012	U		<0.0062	U		<0.0054	U		<0.0086	U		0.0025	J		<0.0037	U		<0.0047	U		<0.037	U		<0.0069	U		<0.0069	U	
		VMP-24-22-072811	7/28/2011	<0.0045	U		0.014			0.00067	J		0.0014	J		<0.0086	U		<0.0085	U		<0.0037	U		0.006			0.0039	J		<0.0069	U		<0.0069	U	
		VMP-24-22-072811-Dup	7/28/2011	<0.0052	U		0.014			0.00064	J		0.0013	J		<0.0099	U		<0.0098	U		0.0042			0.009			<0.043	U		<0.0079	U		<0.0079	U	
		VMP-24-22-110611	11/6/2011	<0.0032	U		0.02			<0.0043	U		0.00052	J		<0.006	U		<0.0059	J	U	<0.0026	U		0.011			<0.026	U		<0.0048	U		<0.0048	U	
		VMP-24-22-012512	1/25/2012	<0.003	U		0.0078	J		<0.004	U		<0.0035	U		<0.0056	U		<0.0056	U		<0.0024	U		0.0034			<0.024	U		<0.0045	U		<0.0045	U	
		VMP-24-22-041012	4/10/2012	<0.0032	U		0.21			<0.0044	U		<0.0038	U		<0.0061	U		<0.0061	U		0.032			0.066			0.015	J		<0.0049	U		<0.0049	U	
		VMP-24-22-071212	7/12/2012	<0.0039	U		0.03			<0.0053	U		<0.0046	J	U	<0.0074	U		<0.0074	U		0.0012	J		0.034			<0.032	U		<0.0059	U		<0.0059	U	
		VMP-24-22-100912	10/9/2012	<0.0048	U		0.051			<0.0066	U		<0.0057	U		<0.0092	U		<0.0091	U		<0.004	U		<0.0051	U		<0.04	U		<0.0073	U		<0.0073	U	
		VMP-24-22-012313	1/23/2013	<0.0051	U		0.0098	J		<0.0069	U		<0.006	U		<0.0097	U		<0.0096	J	U	<0.0042	U		<0.0053	J	U	<0.042	U		<0.0077	U		<0.0077	U	
	34 ft	VMP-24-34-021711	2/17/2011	<0.0048	U		0.0026	J		<0.0066	U		<0.0057	U		<0.0092	U		<0.0091	U		0.0014	J		<0.0051	J	U	<0.04	U		<0.0073	U		<0.0073	U	
		VMP-24-34-041111	4/11/2011	0.00059	J		0.0052	J		<0.0059	U		<0.0052	U		<0.0083	U		0.0021	J		<0.0036	U		0.00092	J		<0.036	U		<0.0066	U		<0.0066	U	
		VMP-24-34-072811	7/28/2011	<0.0038	U		0.02			0.00058	J		0.0015	J		<0.0073	U		<0.0072	U		<0.0031	U		0.0081			<0.032	U		<0.0058	U		<0.0058	U	
		VMP-24-34-110611	11/6/2011	<0.0024	U		0.017			0.00035	J		<0.0029	U		<0.0047	U		<0.0046	J	U	0.002	J		0.027			<0.02	U		<0.0037	U		<0.0037	U	
		VMP-24-34-012512	1/25/2012	<0.003	U		0.0084			<0.0041	U		<0.0036	U		<0.0058	U		<0.0057	U		<0.0025	U		0.0051			0.0045	J		<0.0046	U		<0.0046	U	
		VMP-24-34-041012	4/10/2012	<0.0034	U		0.049			0.0025	J		0.0012	J		<0.0064	U		<0.0063	U		0.0033			0.02			<0.028	U		<0.0051	U		<0.0051	U	
		VMP-24-34-071212	7/12/2012	<0.0032	U		0.053			<0.0044	J	U	<0.0038	J	U	<0.0061	U		<0.0061	U		0.0013	J		0.038			<0.026	U		<0.0049	U		<0.0049	U	
		VMP-24-34-100912	10/9/2012	<0.005	U		0.07			<0.0068	U		<0.0059	U		<0.0095	U		<0.0094	U		<0.0041	U		0.0019	J		<0.041	U		<0.0075	U		<0.0075	U	
		VMP-24-34-012313	1/23/2013	<0.0052	U		0.0032	J		<0.0071	U		<0.0062	U		<0.0099	U		<0.0098	J	U	<0.0043	U		<0.0054	J	U	<0.043	U		<0.0079	U		<0.0079	U	
VMP-31	5 ft	VMP-31-5-042512	4/25/2012	<0.0034	U		0.039			<0.0047	U		0.0031	J		<0.0066	U		<0.0065	J	U	0.0046			0.02			<0.028	U		<0.0052	U		<0.0052	U	
		VMP-31-5-072012	7/20/2012	<0.0034	U		0.021			0.00036	J		<0.0041	U		<0.0066	U		<0.0065	U		0.0013	J		0.0099			<0.028	U		<0.0052	U		<0.0052	U	
		VMP-31-5-102612	10/26/2012	<0.005	U		0.062		J	0.00077	J		0.00068	J		<0.0095	U		<0.0094	U		0.002	J		0.0099			<0.1	U	UJ	<0.0075	U		<0.0075	U	
		VMP-31-5-021113	2/11/2013	<0.0046	U		0.064			0.0057	J		<0.0055	U		<0.0088	U		<0.0088	J	U	<0.0038	U		0.011			<0.038	J	U	<0.007	U		<0.007	U	
	10 ft	VMP-31-10-042512	4/25/2012	<0.0046	U		0.033			<0.0063	J	U	0.0032	J		<0.0088	U		0.0051	J		0.03			0.018			<0.038	U		<0.007	U		<0.007	U	
		VMP-31-10-072612	7/26/2012	<0.0035	U		0.012			0.0094	J		0.0035	J		<0.0067	U		<0.0029	U		0.0018	J		0.061			<0.029	U		<0.0053	U		<0.0053	U	
		VMP-31-10-102612	10/26/2012	<0.0053	U		0.12		J	0.0012	J		<0.0063	U		<0.01	U		<0.01	U		0.001	J		0.0065			<0.11	U	UJ	<0.0081	U		<0.0081	U	
		VMP-31-10-021313	2/13/2013	<0.0051	U		<0.014	U		0.0042	J		<0.006	U		<0.0097	U		<0.0096	U		<0.0042	U		0.016			<0.042	U		<0.0077	U		<0.0077	U	
	20 ft	VMP-31-20-101912	10/19/2012	<5	U		<14	U		<6.8	U		<5.9	U		<9.5	U		<9.4	U		<4.1	U		0.66	J		<41	U		<7.5	U		<7.5	U	
		VMP-31-20-021113	2/11/2013	<0.071	U		0.049	J		<0.097	U		<0.084	U		<0.14	U		<0.13	U		<0.058	U		<0.074	U		<0.58	U		<0.11	U		<0.11	U	
	30 ft	VMP-31-30-042512	4/25/2012	<1.8	U		<4.8	U		1.2	J		<2.1	U		<3.4	U		<3.3	U		<1.4	U		1.4	J		<14	U		<2.7	U		<2.7	U	
		VMP-31-30-042512-Dup	4/25/2012	<1.8	U		<4.8	U		1.3	J		<2.1	U		<3.4	U		<3.3	U		<1.4	U		1.5	J		<14	U		<2.7	U		<2.7	U	
		VMP-31-30-072012	7/20/2012	<0.34	U		<0.94	U		<0.47	U		<0.41	U		<0.66	U		<0.65	U		<0.28	U		<0.36	U		<2.8	U		<0.52	U		<0.52	U	
		VMP-31-30-101912	10/19/2012	<0.31	U		<0.84	U		<0.42	U		<0.37	U		<0.59	U		<0.58	U		<0.25	U		0.087	J		<2.6	U		<0.47	U		<0.47	U	
		VMP-31-30-021113	2/11/2013	<5.1	U		<14	U		<6.9	U		<6	U		<9.7	U		<9.6	U		<4.2	U		1.6	J		<42	U		<7.7	U		<7.7	U	
VMP-32	5 ft	VMP-32-5-042512	4/25/2012	<0.0034	U		0.1			<0.0046	J	U	0.0017	J		<0.0064	U		<0.0063	J	U	0.0059			0.023			<0.028	U		<0.0051	U		<0.0051	U	
		VMP-32-5-072012	7/20/2012	<0.003	U		<0.0082	U		0.00058	J		<0.0036	U		0.002	J		<0.0057	U		<0.0025	U		0.0042			<0.025	U		<0.0046	U		<0.0046	U	
		VMP-32-5-101812	10/18/2012	<0.0058	U		0.0096	J		0.0009	J		<0.0068	U		<0.011	U		<0.011	U		<0.0047	U		0.0033	J		<0.12	U	UJ	<0.0087	U		<0.0087	U	
		VMP-32-5-020513	2/5/2013	<0.0045	U		0.013			<0.0062	J	U	<0.0054	U		<0.0086	U		<0.0085	J	U	0.0014	J		<0.0047	J	U	<0.037	J	U	<0.0069	U		<0.0069	U	
	10 ft	VMP-32-10-041612	4/16/2012	<0.0031	U		0.052			0.00054	J		0.00082	J		<0.0059	U		<0.0058	U		<0.0025	U		0.027			<0.025	U		<0.0047	J	U	<0.0047	U	
		VMP-32-10-072012	7/20/2012	<0.0035	U		0.0046	J		0.00036	J		<0.0042	U		<0.0067	U		<0.0066	U		<0.0029	U		0.0042			<0.029	U		<0.0053	U		<0.0053	U	
		VMP-32-10-101812	10/18/2012	<0.0053	U		0.0041	J		<0.0073	U		<0.0063	U		<0.01	U		<0.01	U		<0.0044	U		0.0015	J		<0.11	U	UJ	<0.0081	U		<0.0081	U	
		VMP-32-10-020513	2/5/2013	<0.0045	U		0.0089	J		<0.0062	U		<0.0054	U		<0.0086	U		<0.0085	J	U	0.0014	J		<0.0047	J	U	<0.037	J	U	<0.0069	U		<0.0069	U	
	20 ft	VMP-32-20-041612	4/16/2012	<0.071	UJ	UJ	0.38			0.014	J		0.11			<0.13	U		<0.13	U		<0.058	U		0.23			0.19	J		<0.11	U		<0.11	U	
		VMP-32-20-072012	7/20/2012	<0.0034	U		<0.0094	U		0.00037	J		<0.0041	U		<0.0066	U		<0.0065	U		0.0014	J		0.0057			<0.028	U		<0.0052	U		<0.0052	U	
		VMP-32-20-101812	10/18/2012	<0.005	U		0.0048	J		0.0007	J		<0.0059	U		<0.0095	U		<0.0094	U		<0.0041	U		0.0023	J		<0.1	U	UJ	<0.0075	U		<0.0075	U	
		VMP-32-20-020513	2/5/2013	<0.0051	U		0.0064	J		<0.0069	U		<0.006	U		<0.0097	U		<0.0096	J	U	<0.0042	U		<0.0053	J	U	<0.042	J	U	<0.0077	U		<0.0077	U	
	30 ft	VMP-32-30-041612	4/16/2012	<1.7	U		<4.6	U		0.51	J		<2	U		<3.2	U		<3.2	U		<1.4	U		38			<14	U		<2.6	U		<2.6	U	
		VMP-32-30-072012	7/20/2012	<3.5	U		<9.5	U		<4.7	U		<4.1	U		<6.6	U		<6.5	U		3.2			12			<29	U		<5.3	U		<5.3	U	
		VMP-32-30-101812	10/18/2012	<0.2	U		<0.54	U		<0.27	U		<0.23	U		<0.38	U		<0.37	U		<0.16	U		<0.21	U		<1.6	U		<0.3	U		<0.3	U	
		VMP-32-30-020513	2/5/2013	<0.2	U		<0.56	U		<0.28	U		<0.24	U		<0.39	U		<0.38	U		<0.17	U		<0.21	U		<1.7	U		<0.31	U		<0.31	U	

SEE LAST PAGE OF TABLE FOR NOTES

TABLE 5
CUMULATIVE SUMMARY OF SOIL VAPOR ANALYTICAL DETECTIONS AND SCREENING RESULTS: VILLAGE - VOCS

Location	Depth	Sample ID	Sample Date	Methyl tert-Butyl Ether (MTBE) 3400			2-Propanol			n-Propylbenzene			Styrene 1400			1,1,2,2-Tetrachloroethane			Tetrachloroethene 0.55			Tetrahydrofuran			Toluene 6200			1,2,4-Trichlorobenzene 11			1,1,1-Trichloroethane (Methyl chloroform) 6600			1,1,2-Trichloroethane 170000		
				Result (mg/m^3)	Lab Quals	URS Quals	Result (mg/m^3)	Lab Quals	URS Quals	Result (mg/m^3)	Lab Quals	URS Quals	Result (mg/m^3)	Lab Quals	URS Quals	Result (mg/m^3)	Lab Quals	URS Quals	Result (mg/m^3)	Lab Quals	URS Quals	Result (mg/m^3)	Lab Quals	URS Quals	Result (mg/m^3)	Lab Quals	URS Quals	Result (mg/m^3)	Lab Quals	URS Quals	Result (mg/m^3)	Lab Quals	URS Quals	Result (mg/m^3)	Lab Quals	URS Quals
VMP-42	10 ft	VMP-42-10-041812	4/18/2012	<0.0031	UJ	UJ	0.04			0.0006	J		<0.0036	U		<0.0059	U		<0.0058	U		<0.0025	U		0.024			<0.025	U		<0.0047	J	U	<0.0047	U	
		VMP-42-10-041812-Dup	4/18/2012	<0.0032	UJ	UJ	0.034			0.00055	J		<0.0037	U		<0.006	U		<0.0059	U		<0.0026	U		0.022			<0.026	U		<0.0048	U		<0.0048	U	
		VMP-42-20-041812	4/18/2012	<1.6	UJ	UJ	6.2			<2.2	U		1.9	J		<3.1	U		<3	U		<1.3	U		6.8			3.5	J		<2.4	U		<2.4	U	
		VMP-42-10-071912	7/19/2012	<0.0034	U		0.077			<0.0047	J	U	0.002	J		<0.0066	U		0.0032	J		0.0063			0.057			<0.028	U		<0.0052	U		<0.0052	U	
		VMP-42-10-101212	10/12/2012	<0.0056	U		0.026			<0.0076	U		<0.0066	U		<0.011	U		0.0075	J		<0.0046	U		0.011			<0.046	U		<0.0084	U		<0.0084	U	
		VMP-42-10-013113	1/31/2013	<0.0051	U		0.0023	J		<0.0069	U		<0.006	U		<0.0097	U		<0.0096	U		<0.0042	U		<0.0053	U		<0.042	U		<0.0077	U		<0.0077	U	
	20 ft	VMP-42-20-071912	7/19/2012	<0.0034	U		0.057			<0.0046	J	U	0.0019	J		<0.0064	U		0.0028	J		<0.0028	U		0.06			<0.028	U		<0.0051	U		<0.0051	U	
		VMP-42-20-101212	10/12/2012	<0.0049	U		0.009	J		<0.0067	U		<0.0058	U		<0.0094	U		<0.0092	U		<0.004	U		0.002	J		<0.04	U		<0.0074	U		<0.0074	U	
		VMP-42-20-101212-Dup	10/12/2012	<0.005	U		0.014			<0.0068	U		<0.0059	U		<0.0095	U		<0.0094	U		0.003	J		0.0087			<0.041	U		<0.0075	U		<0.0075	U	
		VMP-42-20-013113	1/31/2013	<0.0046	U		0.0026	J		<0.0063	U		<0.0055	U		<0.0088	U		<0.0088	J	U	<0.0038	U		<0.0049	J	U	<0.038	U		<0.007	U		<0.007	U	
	30 ft	VMP-42-30-041912	4/19/2012	<3.4	U		<9.2	U		<4.6	U		<4	U		<5.4	U		<5.3	U		<2.8	U		<3.5	U		<28	U		<5.1	U		<5.1	U	
		VMP-42-30-071912	7/19/2012	<0.0032	U		0.072		J	<0.0043	J	U	0.0026	J	J	<0.006	U		0.0033	J	J	<0.0026	U		0.073	J	J	<0.026	U		<0.0048	U		<0.0048	U	
		VMP-42-30-101212	10/12/2012	<0.0052	U		0.008	J		<0.0071	U		<0.0062	U		<0.0099	U		<0.0098	U		<0.0043	U		0.0036	J		<0.043	U		<0.0079	U		<0.0079	U	
		VMP-42-30-101212-Dup	10/12/2012	<0.0052	U		0.0045	J		<0.0071	U		<0.0062	U		0.0057	J		<0.0098	U		<0.0043	U		0.0034	J		<0.043	U		<0.0079	U		<0.0079	U	
		VMP-42-30-013113	1/31/2013	<0.005	U		0.0014	J		<0.0068	U		<0.0059	U		<0.0095	U		<0.0094	U		<0.0041	U		<0.0052	J	U	<0.041	U		<0.0075	U		<0.0075	U	
VMP-43	10 ft	VMP-43-10-041612	4/16/2012	<0.0035	UJ	UJ	0.063			0.00071	J		0.0014	J		<0.0067	U		<0.0066	U		0.0071			0.03			<0.029	U		<0.0053	J	U	<0.0053	U	
		VMP-43-10-071912	7/19/2012	<0.0067	U		0.052			0.0017	J		0.003	J		<0.013	U		0.0027	J		<0.0055	U		0.067			<0.056	U		<0.01	U		<0.01	U	
		VMP-43-10-101612	10/16/2012	<0.0058	U		0.11			<0.0078	U		<0.0068	U		<0.011	U		<0.011	U		<0.0047	U		0.008			<0.12	U	UJ	<0.0087	U		<0.0087	U	
	20 ft	VMP-43-20-041612	4/16/2012	<0.034	U		0.051	J		0.0061	J		<0.041	U		<0.066	U		<0.065	U		<0.028	U		0.031	J		<0.28	U		<0.052	U		<0.052	U	
		VMP-43-20-071912	7/19/2012	<0.012	U		0.1			<0.017	U		0.0029	J		<0.024	U		<0.023	U		<0.01	U		0.051			<0.1	U		<0.019	U		<0.019	U	
		VMP-43-20-101812	10/18/2012	<0.0048	U		0.022			<0.0065	U		<0.0056	U		<0.0091	U		<0.009	U		0.0031	J		0.0092			<0.098	U	UJ	<0.0072	U		<0.0072	U	
		VMP-43-20-012413	1/24/2013	<0.0048	U		0.0035	J		<0.0065	U		<0.0056	U		<0.0091	U		0.0038	J		<0.0039	U		<0.005	J	U	<0.039	U		<0.0072	U		<0.0072	U	
	30 ft	VMP-43-30-042312	4/23/2012	<0.032	U		0.042	J		<0.043	U		<0.037	U		<0.06	U		<0.059	U		<0.026	U		0.018	J		<0.26	U		<0.048	U		<0.048	U	
		VMP-43-30-071912	7/19/2012	<0.0034	U		0.066			0.0016	J		0.002	J		<0.0066	U		0.0023	J		<0.0028	U		0.04			<0.028	U		<0.0052	U		<0.0052	U	
		VMP-43-30-101812	10/18/2012	<0.005	U		0.0051	J		<0.0068	U		<0.0059	U		<0.0095	U		<0.0094	U		<0.0041	U		0.002	J		<0.1	U	UJ	<0.0075	U		<0.0075	U	
		VMP-43-30-012413	1/24/2013	<0.0048	U		0.016			<0.0066	U		<0.0057	U		<0.0092	U		<0.0091	J	U	<0.004	U		<0.0051	J	U	<0.04	U		<0.0073	U		<0.0073	U	
VMP-44	10 ft	VMP-44-10-041912	4/19/2012	<1.6	U		<4.5	U		<2.2	U		<1.9	U		<3.1	U		<3.1	U		<1.3	U		0.59	J		<14	U		<2.5	U		<2.5	U	
		VMP-44-10-072012	7/20/2012	<0.55	U		<1.5	U		<0.75	U		<0.65	U		<1	U		<1	U		<0.45	U		0.78		J	<4.6	U		<0.84	U		<0.84	U	
		VMP-44-10-081012	8/10/2012	<0.33	U		<0.9	U		<0.45	U		<0.39	U		<0.63	U		<0.62	U		<0.27	U		0.55		J	<2.7	U		<0.5	U		<0.5	U	
		VMP-44-10-101212	10/12/2012	0.5	J		<2.8	U		<1.4	U		<1.2	U		<1.9	U		0.35	J		<0.83	U		0.15	J		<8.4	U		<1.5	U		<1.5	U	
		VMP-44-10-012513	1/25/2013	<0.41	U		0.093	J		<0.56	U		<0.49	U		<0.79	U		0.24	J		<0.34	U		<0.43	U		<3.4	U		<0.63	U		<0.63	U	
	20 ft	VMP-44-20-041912	4/19/2012	<0.36	U		<0.99	U		0.1	J		<0.43	U		<0.69	U		0.14	J		<0.3	U		1.2			<3	U		<0.55	U		<0.55	U	
		VMP-44-20-072512	7/25/2012	<0.62	U		<1.7	U		<0.84	U		<0.73	U		<1.2	U		<1.2	U		<0.5	U		0.32	J	J	<5.1	U		<0.94	U		<0.94	U	
		VMP-44-20-101212	10/12/2012	0.85	J		<5.6	U		<2.8	U		<2.4	U		<3.9	U		0.53	J		<1.7	U		0.17	J		<17	U		<3.1	U		<3.1	U	
		VMP-44-20-012513	1/25/2013	<0.15	U		1.1			<0.2	U		<0.18	U		<0.28	U		<0.28	U		<0.12	U		<0.16	U		<1.2	U		<0.23	U		<0.23	U	
	30 ft	VMP-44-30-041912	4/19/2012	<0.21	U		<0.58	U		0.16	J		<0.25	U		<0.4	U		<0.4	U		<0.17	U		0.39			<1.7	U		<0.32	U		<0.32	U	
		VMP-44-30-072512	7/25/2012	<0.035	U		0.039	J		0.072			<0.042	U		<0.067	U		<0.066	U		<0.029	U		0.34			<0.29	U		<0.053	U		<0.053	U	
		VMP-44-30-072512-Dup	7/25/2012	<0.035	U		0.044	J		0.068			<0.042	U		<0.067	U		<0.066	U		<0.029	U		0.34			<0.29	U		<0.053	U		<0.053	U	
		VMP-44-30-101512	10/15/2012	<0.22	U		<0.59	U		<0.3	U		<0.26	U		<0.42	U		<0.41	U		<0.18	U		<0.23	U		<4.5	U		<0.33	U		<0.33	U	
		VMP-44-30-101512-Dup	10/15/2012	<0.2	U		<0.56	U		<0.28	U		<0.24	U		<0.39	U		<0.38	U		<0.17	U		<0.21	U		<4.2	U		<0.31	U		<0.31	U	
		VMP-44-30-012513	1/25/2013	<0.052	U	UJ	10		J	<0.072	U	UJ	<0.062	U	UJ	<0.1	U	UJ	<0.099	U	UJ	<0.043	U	UJ	<0.055	U	UJ	<0.43	U	UJ	<0.079	U	UJ	<0.079	U	UJ
VMP-45	10 ft	VMP-45-10-041912	4/19/2012	<0.0033	UJ	UJ	0.023			<0.0045	U		<0.0039	U		<0.0063	U		<0.0062	U		0.0044			0.02			<0.027	U		<0.005	J	U	<0.005	U	
		VMP-45-10-071912	7/19/2012	<0.0034	U		0.048			0.00071	J		0.0028	J		<0.0064	U		0.0031	J		0.0053			0.13			<0.028	U		<0.0051	U		<0.0051	U	
		VMP-45-10-101512	10/15/2012	<0.0052	U		<0.014	U		<0.0072	U		<0.0062	U		<0.01	U		<0.0099	U		<0.0043	U		0.0014	J		<0.043	U		<0.0079	U		<0.0079	U	
		VMP-45-10-013013	1/30/2013	<0.0045	U		0.057			<0.0062	U		<0.0054	U		<0.0086	U		<0.0085	U		<0.0037	U		<0.0047	J	U	<0.037	U		<0.0069	U		<0.0069	U	
	20 ft	VMP-45-20-041912	4/19/2012	<0.2	U		0.053	J		0.24	J		<0.24	U		<0.39	U		<0.39	U		<0.17	U		1.9			<1.7	U		<0.31	U		<0.31	U	
		VMP-45-20-071912	7/19/2012	<0.064	U		0.096	J		<0.088	U		0.026	J		<0.12	U		<0.12	U		<0.052	U		0.25			<0.53	U		<0.097	U		<0.097	U	
		VMP-45-20-101512	10/15/2012	<0.005	U		0.072			<0.0068	U		<0.0059	U		<0.0095	U		<0.0094	U		<0.0041	U		0.0031	J		<0.041	U		<0.0075	U		<0.0075	U	
		VMP-45-20-013013	1/30/2013	<0.0048	U		0.0081	J		<0.0065	U		<0.0056	U		<0.0091	U		<0.009	U		<0.0039	U		<0.005	J	U	<0.039	U		<0.0072	U		<0.0072	U	
	30 ft	VMP-45-30-041912	4/19/2012	<0.14	U		<0.38	U		0.16	J	J	<0.16	U		<0.26	U		<0.26	U		<0.11	U		0.18		J	<1.1	U		<0.21	U		<0.21	U	
		VMP-45-30-071912	7/19/2012	<0.034	U		<0.094	U		<0.047	U		<0.041	U		<0.066	U		<0.065	U		<0.028	U		0.086			<0.28	U		<0.052	U		<0.052	U	
		VMP-45-30-101512	10/15/2012	<0.005	U		0.003	J		<0.0068	U		<0.0059	U		<0.0095	U		<0.0094	U		<0.0041	U		<0.0052	J	U	<0.041	U		<0.0075	U		<0.0075	U	
		VMP-45-30-101512-Dup	10/15/2012	<0.0049	U		<0.013	U		<0.0067	U		<0.0058	U		<0.0094	U		<0.0092	U		<0.004	U		<0.0051	J	U	<0.04	U		<0.0074	U		<0.0074	U	
		VMP-45-30-013013	1/30/2013	<0.0087	U		2.3			<0.012	U		<0.01	U		<0.017	U		<0.016	U		<0.0071	U		<0.0091	J	U	<0.072	U		<0.013	U		<0.013	U	

SEE LAST PAGE OF TABLE FOR NOTES

TABLE 5
CUMULATIVE SUMMARY OF SOIL VAPOR ANALYTICAL DETECTIONS AND SCREENING RESULTS: VILLAGE - VOCS

Location	Depth	Sample ID	Sample Date	Methyl tert-Butyl Ether (MTBE)			2-Propanol			n-Propylbenzene			Styrene			1,1,2,2-Tetrachloroethane			Tetrachloroethene			Tetrahydrofuran			Toluene			1,2,4-Trichlorobenzene			1,1,1-Trichloroethane (Methyl chloroform)			1,1,2-Trichloroethane		
				3400									1400						0.55						6200			11			6600			170000		
				Result (mg/m^3)	Lab Quals	URS Quals	Result (mg/m^3)	Lab Quals	URS Quals	Result (mg/m^3)	Lab Quals	URS Quals	Result (mg/m^3)	Lab Quals	URS Quals	Result (mg/m^3)	Lab Quals	URS Quals	Result (mg/m^3)	Lab Quals	URS Quals	Result (mg/m^3)	Lab Quals	URS Quals	Result (mg/m^3)	Lab Quals	URS Quals	Result (mg/m^3)	Lab Quals	URS Quals	Result (mg/m^3)	Lab Quals	URS Quals	Result (mg/m^3)	Lab Quals	URS Quals
VMP-47	5 ft	VMP-47-5-012113	1/21/2013	<0.0052	U		0.057			<0.0071	U		<0.0062	U		<0.0099	U		<0.0098	U		<0.0043	U		0.0007	J		<0.043	U		<0.0079	U		<0.0079	U	
		[4]VMP-47-5-012313-R	1/23/2013	<17	U		<48	U		<24	U		<21	U		<33	U		<33	U		<14	U		<18	U		<140	U		<26	U		<26	U	
	10 ft	VMP-47-10-012113	1/21/2013	<0.005	U		0.035			<0.0068	U		<0.0059	U		<0.0095	U		<0.0094	U		<0.0041	U		<0.0052	U		<0.041	U		<0.0075	U		<0.0075	U	
		[4]VMP-47-10-012313-R	1/23/2013	<0.44	U		<1.2	U		<0.59	U		<0.52	U		<0.83	U		<0.82	U		<0.36	U		0.19	J		<3.6	U		<0.66	U		<0.66	U	
	20 ft	VMP-47-20-012113	1/21/2013	<4.5	U		<12	U		<6.2	U		<5.4	U		<8.6	U		<8.5	U		<3.7	U		<4.7	U		<37	U		<6.9	U		<6.9	U	
		[4]VMP-47-20-012313-R	1/23/2013	<11	U		<29	U		<15	U		<13	U		<20	U		<20	U		<8.8	U		<11	U		<88	U		<16	U		<16	U	
	30 ft	VMP-47-30-012113	1/21/2013	<3.3	U		<9	U		<4.5	U		<3.9	U		<6.3	U		<6.2	U		<2.7	U		<3.5	U		<27	U		<5	U		<5	U	
		[4]VMP-47-30-012313-R	1/23/2013	<17	U		<47	U		<23	U		<20	U		<33	U		<32	U		<14	U		<18	U		<140	U		<26	U		<26	U	
VMP-48	5 ft	VMP-48-5-020113	2/1/2013	<0.0046	U		0.0017	J		<0.0063	U		<0.0055	U		<0.0088	U		<0.0087	J	U	<0.0038	U		<0.0048	J	U	0.0031	J		<0.007	U		<0.007	U	
	10 ft	VMP-48-10-020113	2/1/2013	<0.0048	U		0.011	J		<0.0065	U		<0.0057	U		<0.0091	U		<0.009	J	U	<0.0039	U		<0.005	J	U	<0.039	U		<0.0072	U		<0.0072	U	
	20 ft	VMP-48-20-020113	2/1/2013	<0.0046	U		0.002	J		<0.0063	U		<0.0054	U		<0.0088	U		<0.0086	J	U	<0.0038	U		<0.0048	J	U	<0.038	U		<0.007	U		<0.007	U	
	30 ft	VMP-48-30-020113	2/1/2013	<0.0047	U		0.0015	J	J	0.0011	J		<0.0056	U		<0.009	U		<0.0088	U		<0.0038	U		0.005			<0.039	U		<0.0071	U		<0.0071	U	
		VMP-48-30-020113-DUP	2/1/2013	<0.019	U		<0.051	U	UJ	<0.026	U		<0.022	U		<0.036	U		0.0084	J		<0.015	U		0.0054	J		<0.15	U		<0.028	U		<0.028	U	
VMP-49	5 ft	VMP-49-5-020113	2/1/2013	<0.0048	U		0.0077	J		<0.0066	U		<0.0057	U		<0.0092	U		<0.0091	J	U	<0.004	U		<0.0051	J	U	<0.04	J	U	<0.0073	U		<0.0073	U	
	10 ft	VMP-49-10-020113	2/1/2013	<0.0048	U		0.0018	J		<0.0065	J	U	<0.0056	U		<0.0091	U		<0.009	J	U	<0.0039	U		<0.005	J	U	<0.039	J	U	<0.0072	U		<0.0072	U	
	20 ft	VMP-49-20-020113	2/1/2013	<0.0046	U		0.0017	J		<0.0063	U		<0.0055	U		<0.0088	U		<0.0086	J	U	<0.0038	U		<0.0049	J	U	<0.038	U		<0.007	U		<0.007	U	
	30 ft	VMP-49-30-020113	2/1/2013	<0.22	U		0.27	J		<0.3	U		0.068	J		<0.42	U		<0.42	U		<0.18	U		0.049	J		0.15	J		<0.34	U		<0.34	U	
VMP-50	5 ft	VMP-50-5-020113	2/1/2013	<0.0045	U		0.0057	J		<0.0062	U		<0.0054	U		<0.0086	U		<0.0085	J	U	<0.0037	U		<0.0047	J	U	<0.037	J	U	0.0078			<0.0069	U	
	10 ft	VMP-50-10-020113	2/1/2013	<0.005	U		0.0042	J		<0.0068	U		<0.0059	U		<0.0095	U		0.0056	J		<0.0041	U		<0.0052	J	U	<0.041	U		<0.0075	U		<0.0075	U	
	20 ft	VMP-50-20-020113	2/1/2013	<0.019	U		0.0072	J		0.0069	J		<0.023	U		<0.037	U		<0.036	U		<0.016	U		0.0073	J		<0.16	U		<0.029	U		<0.029	U	
	30 ft	VMP-50-30-020113	2/1/2013	<4.7	U		3.3	J		30			<5.5	U		<8.9	U		<8.8	U		<3.8	U		740			4.2	J		<7.1	U		<7.1	U	
VMP-51	5 ft	VMP-51-5-020113	2/1/2013	<0.0049	U		0.0025	J		<0.0067	U		<0.0058	U		<0.0094	U		<0.0092	J	U	<0.004	U		<0.0051	J	U	<0.04	U		0.0031	J		<0.0074	U	
	10 ft	VMP-51-10-020113	2/1/2013	<0.005	U		0.0024	J		<0.0068	U		<0.0059	U		<0.0095	U		0.0036	J		<0.0041	U		<0.0052	J	U	<0.041	U		<0.0075	U		<0.0075	U	
	20 ft	VMP-51-20-021513-R	2/15/2013	<0.0048	U		0.011	J		0.0074			<0.0056	U		<0.0091	U		0.0012	J		<0.0039	U		0.00065	J		<0.039	U		<0.0072	U		<0.0072	U	
	30 ft	VMP-51-30-020413	2/4/2013	<0.0052	U		0.0016	J		<0.0071	U		<0.0062	U		<0.0099	U		<0.0098	J	U	<0.0043	U		<0.0054	J	U	<0.043	J	U	<0.0079	U		<0.0079	U	
		VMP-51-30-020413-DUP	2/4/2013	<0.0051	U		0.0031	J		<0.0069	U		<0.006	U		<0.0096	U		<0.0095	J	U	<0.0041	U		<0.0053	J	U	<0.042	U		<0.0077	U		<0.0077	U	
VMP-52	5 ft	VMP-52-5-020413	2/4/2013	<0.0045	U		0.0079	J		<0.0062	U		<0.0054	U		<0.0086	U		<0.0085	J	U	<0.0037	U		<0.0047	J	U	<0.037	J	U	0.02			<0.0069	U	
	10 ft	VMP-52-10-020413	2/4/2013	<0.0043	U		0.0026	J		<0.0059	U		<0.0051	U		<0.0082	U		<0.0081	J	U	<0.0035	U		<0.0045	J	U	<0.036	J	U	0.022			<0.0065	U	
	20 ft	VMP-52-20-020413	2/4/2013	<0.0048	U		0.006	J		<0.0066	J	U	<0.0057	U		<0.0092	U		<0.0091	J	U	<0.004	U		0.0026	J		<0.04	J	U	<0.0073	U		<0.0073	U	
		VMP-52-20-020413-DUP	2/4/2013	<0.0046	U		0.0014	J		<0.0063	U		<0.0055	U		<0.0088	U		0.0024	J		<0.0038	U		0.0017	J		<0.038	J	U	<0.007	U		<0.007	U	
	30 ft	VMP-52-30-020413	2/4/2013	<0.0051	U		<0.014	U		<0.0069	U		<0.006	U		<0.0096	U		<0.0095	J	U	<0.0041	U		<0.0053	J	U	<0.042	J	U	<0.0077	U		<0.0077	U	
VMP-53	5 ft	VMP-53-5-020513	2/5/2013	<0.0046	U		0.0028	J		<0.0063	U		<0.0055	U		<0.0088	U		<0.0088	J	U	<0.0038	U		<0.0049	J	U	<0.038	U		<0.007	U		<0.007	U	
	10 ft	VMP-53-10-020513	2/5/2013	<0.0048	U		0.0052	J		<0.0065	U		<0.0056	U		<0.0091	U		<0.009	U		<0.0039	U		<0.005	J	U	<0.039	U		<0.0072	U		<0.0072	U	
		VMP-53-10-020513-DUP	2/5/2013	<0.0044	U		0.0014	J		<0.0061	U		<0.0053	U		<0.0085	U		<0.0084	U		<0.0036	U		<0.0046	J	U	<0.037	U		<0.0067	U		<0.0067	U	
	20 ft	VMP-53-20-020513	2/5/2013	<0.0048	U		0.0017	J		<0.0065	J	U	<0.0056	U		<0.0091	U		<0.009	J	U	<0.0039	U		<0.005	J	U	<0.039	J	U	<0.0072	U		<0.0072	U	
	30 ft	VMP-53-30-020513	2/5/2013	<0.0048	U		0.0012	J		<0.0066	U		<0.0057	U		<0.0092	U		<0.0091	J	U	<0.004	U		<0.0051	J	U	<0.04	U		<0.0073	U		<0.0073	U	
VMP-54	5 ft	VMP-54-5-020613	2/6/2013	<0.005	U		0.0058	J		0.011			<0.0059	U		<0.0095	U		<0.0094	J	U	<0.0041	U		0.0092			<0.041	U		<0.0075	U		<0.0075	U	
	10 ft	VMP-54-10-020613	2/6/2013	<0.0051	U		0.0042	J		<0.0069	J	U	<0.006	U		<0.0097	U		<0.0096	J	U	<0.0042	U		0.0036	J		<0.042	U		<0.0077	U		<0.0077	U	
	20 ft	VMP-54-20-020613	2/6/2013	<0.005	U		0.0083	J		<0.0068	J	U	<0.0059	U		<0.0095	U		0.0052	J		<0.0041	U		<0.0052	J	U	<0.041	J	U	<0.0075	U		<0.0075	U	
		VMP-54-20-020613-DUP	2/6/2013	<0.005	U		0.014			<0.0068	J	U	<0.0059	U		<0.0095	U		0.0046	J		<0.0041	U		<0.0052	J	U	<0.041	J	U	<0.0075	U		<0.0075	U	
	30 ft	VMP-54-30-020613	2/6/2013	<0.0053	U		0.0042	J		<0.0073	U		<0.0063	U		<0.01	U		0.0046	J		<0.0044	U		<0.0056	J	U	<0.044	J	U	<0.0081	U		<0.0081	U	
		VMP-54-30-020613-DUP	2/6/2013	<0.0053	U		0.0034	J		<0.0073	U		<0.0063	U		<0.01	U		0.0045	J		<0.0044	U		<0.0056	J	U	<0.044	U		<0.0081	U		<0.0081	U	

SEE LAST PAGE OF TABLE FOR NOTES

TABLE 5
CUMULATIVE SUMMARY OF SOIL VAPOR ANALYTICAL DETECTIONS AND SCREENING RESULTS: VILLAGE - VOCS

Location	Depth	Sample ID	Sample Date	Trichloroethene			Trichlorofluoromethane			1,2,4-Trimethylbenzene			1,3,5-Trimethylbenzene			2,2,4-Trimethylpentane			Vinyl chloride			m,p-Xylene			o-Xylenes			[3]Butane, 2,2-dimethyl-			[3]Butane, 2,3-dimethyl-			[3]Cyclobutane, ethyl-		
				1.5			860												0.29			130			120											
				Result (mg/m^3)	Lab Quals	URS Quals	Result (mg/m^3)	Lab Quals	URS Quals	Result (mg/m^3)	Lab Quals	URS Quals	Result (mg/m^3)	Lab Quals	URS Quals	Result (mg/m^3)	Lab Quals	URS Quals	Result (mg/m^3)	Lab Quals	URS Quals	Result (mg/m^3)	Lab Quals	URS Quals	Result (mg/m^3)	Lab Quals	URS Quals	Result (ppbV)	Lab Quals	URS Quals	Result (ppbV)	Lab Quals	URS Quals	Result (ppbV)	Lab Quals	URS Quals
VMP-1	5 ft	VMP-1-5-082510	8/25/2010	<0.023	U		<0.024	U		<0.021	U		<0.021	U		0.74			<0.011	U		0.0024	J		<0.018	U										
		VMP-1-5-111710	11/17/2010	<0.028	U		<0.029	U		<0.025	U		<0.025	U		5.3			<0.013	U		0.0043	J		<0.022	U										
		VMP-1-5-020411	2/4/2011	<0.54	U		<0.57	U		<0.5	U		<0.5	U		270			<0.26	U		<0.44	U		<0.44	U										
		VMP-1-5-041211	4/12/2011	<0.0071	J	U	0.0012	J		0.0023	J		<0.0065	U		1.5			<0.0034	U		0.0056			<0.0057	U										
		VMP-1-5-080111	8/1/2011	0.01			<0.0074	U		0.0066			0.0019	J		0.14			<0.0034	U		0.0079			0.0029	J										
		VMP-1-5-110311	11/3/2011	<19	U		<20	U	UJ	<17	U		<17	U		250			<8.9	U		<15	U		<15	U										
		VMP-1-5-013012	1/30/2012	<1.6	U		<1.6	U		<1.4	U		<1.4	U		440		J	<0.74	U		<1.3	U		<1.3	U										
		VMP-1-5-041312	4/13/2012	<0.0048	U		0.0014	J		0.00086	J		<0.0044	U		0.017			<0.0023	U		0.0036	J		0.0013	J										
		VMP-1-5-071612	7/16/2012	<0.0049	J	U	0.0013	J		0.0042	J		<0.0045	J	U	0.089			<0.0023	U		0.028			<0.0086											
		VMP-1-5-101112	10/11/2012	<0.012	U		<0.013	U		<0.011	U		<0.011	U		1.2			<0.0059	U		0.0034	J		<0.01	U										
		[4]VMP-1-5-012113	1/21/2013	<0.14	U		<0.14	U		<0.13	U		<0.13	U		4.5			<0.066	U		<0.11	U		<0.11	U								660		
		[4]VMP-1-5-012313-R	1/23/2013	<6.3	U		<6.5	U		2.3	J		<5.7	U		140			<3	U		3.9	J		1.8	J								85,000		
	8.5 ft	VMP-1-8.5-082510	8/25/2010	<0.069	U		<0.072	U		<0.063	U		<0.063	U		4.2			<0.033	U		<0.056	U		<0.056	U										
		VMP-1-8.5-111710	11/17/2010	<0.013	J	U	<0.014	U		<0.012	U		<0.012	U		3.1			<0.0063	U		0.002	J		<0.011	U										
		VMP-1-8.5-111710-Dup	11/17/2010	<0.013	J	U	<0.014	U		<0.012	U		<0.012	U		2.8			<0.0063	U		0.0014	J		<0.011	U										
		VMP-1-8.5-020411	2/4/2011	<1.1	U		<1.1	U		<0.98	U		<0.98	U		350			<0.51	U		<0.86	U		<0.86	U										
		VMP-1-8.5-041211	4/12/2011	0.0048	J		0.0012	J		0.0025	J		<0.0086	U		1.9			<0.0044	U		0.0047	J		<0.0076	U										
		VMP-1-8.5-080111	8/1/2011	<3.9	U		<4	U		<3.5	U		<3.5	U		380			<1.8	U		<3.1	U		<3.1	U										
		VMP-1-8.5-080111-Dup	8/1/2011	<3.8	U		<4	U		<3.5	U		<3.5	U		360			<1.8	U		<3.1	U		<3.1	U										
		VMP-1-8.5-110311	11/3/2011	<43	U		<45	U	UJ	<40	U		<40	U		480			<20	U		<35	U		<35	U										
		VMP-1-8.5-013012	1/30/2012	<9.4	U		<9.8	U		<8.6	U		<8.6	U		320			<4.5	U		<7.6	U		<7.6	U										
		VMP-1-8.5-041612	4/16/2012	<0.0057	U		0.0018	J		<0.0052	U		<0.0051	U		0.078			<0.0027	U		0.0073			0.0024	J										
		VMP-1-8.5-041612-Dup	4/16/2012	<0.0055	U		0.0019	J		0.0015	J		<0.0051	U		0.075			<0.0026	U		0.0068			0.0027	J										
		VMP-1-8.5-071612	7/16/2012	<0.0049	J	U	0.0012	J		<0.0045	J	U	<0.0045	J	U	0.0041	J		<0.0024	U		0.02			0.0052											
		VMP-1-8.5-101112	10/11/2012	<0.0076	U		0.0014	J		<0.0069	U		<0.0069	U		0.82			<0.0036	U		<0.0061	U		<0.0061	U										
		[4]VMP-1-8.5-012113	1/21/2013	<0.13	U		<0.14	U	UJ	<0.12	U		<0.12	U		5.7			<0.064	U		<0.11	U		<0.11	U		3,300								
		[4]VMP-1-8.5-012313-R	1/23/2013	<0.12	U		<0.13	U		<0.11	U		<0.11	U		4.6			<0.06	U		0.039	J		0.021	J								3,200		
	23.5 ft	VMP - 1 - 23.5 - 083010	8/30/2010	<2.4	U		<2.5	U		<2.2	U		<2.2	U		1600			<1.1	U		<1.9	U		<1.9	U										
		VMP-1-23.5-111810	11/17/2010	<0.0066	J	U	0.0014	J		<0.0061	U		<0.0061	U		0.06			<0.0032	U		<0.0054	J	U	<0.0054	U										
		VMP-1-23.5-020411	2/4/2011	<6.3	U		<6.5	U		<5.7	U		<5.7	U		1900			<3	U		<5	U		<5	U										
		VMP-1-23.5-041211	4/12/2011	11			<11	U		<9.3	U		<9.3	U		110		J	<4.8	U		<8.2	U		<8.2	U										
		VMP-1-23.5-041211-DUP	4/12/2011	2.2	J		<13	U		<12	U		<12	U		150		J	<6.1	U		<10	U		<10	U										
		VMP-1-23.5-080111	8/1/2011	<69	U		<72	U		<63	U		<63	U		1000			<33	U		<56	U		<56	U										
		VMP-1-23.5-110611	11/6/2011	<16	U		<17	U		<15	U		<15	U		710			<7.8	U		<13	U		<13	U										
		VMP-1-23.5-013112	1/31/2012	<32	U		<34	U		<120	U		<29	U		420			<15	U		<26	U		<26	U										
		VMP-1-23.5-041612	4/16/2012	<2.6	U		<2.7	U		<2.3	U		<2.3	U		76			<1.2	U		<2.1	U		<2.1	U										
		VMP-1-23.5-071612	7/16/2012	<32	U		<34	U		<30	U		<30	U		240			<15	U		<26	U		<26	U										
		VMP-1-23.5-102412	10/24/2012	<65	U		<68	U		<59	U		<59	U		180			<31	U		7	J		<52	U										
		[4]VMP-1-23.5-012113	1/21/2013	<0.072	U	UJ	<0.076	U	UJ	<0.066	U	UJ	<0.066	U	UJ	4.2		J	<0.034	U	UJ	<0.058	U	UJ	<0.058	U	UJ									
		[4]VMP-1-23.5-012313-R	1/23/2013	<86	U		<90	U		<79	U		<79	U		790			<41	U		23	J		<70	U								450,000		
	38.5 ft	VMP-1-38.5-073112	7/31/2012	<0.005	U		0.0012	J		0.0044	J		<0.0046	U		0.0042	J		<0.0024	U		0.0084			0.0026	J										
		VMP-1-38.5-102612	10/26/2012	<3.5	U		<3.6	U		<3.2	U		<3.2	U		58			<1.7	U		<2.8	U		<2.8	U										
		[4]VMP-1-38.5-012113	1/21/2013	<0.047	U	UJ	<0.049	U	UJ	<0.043	U	UJ	<0.043	U	UJ	1.4		J	<0.022	U	UJ	<0.038	U	UJ	<0.038	U	UJ									
		[4]VMP-1-38.5-012313-R	1/23/2013	<64	U		<67	U		<58	U		<58	U		390			<30	U		16	J		7.2	J										
VMP-2	5 ft	VMP - 2 - 5 - 083110	8/31/2010	<2.4	U		<2.5	U		<2.2	U		<2.2	U		1300			<1.1	U		<1.9	U		<1.9	U										
		VMP-2-5-111610	11/16/2010	<3.5	U		<3.7	U		<3.2	U		<3.2	U		2000			<1.7	U		<2.9	U		<2.9	U										
		VMP-2-5-020411	2/4/2011	<0.93	U		<0.97	U		<0.85	U		<0.85	U		570			<0.44	U		<0.75	U		<0.75	U										
		VMP-2-5-041311	4/13/2011	0.0042	J		0.0015	J		0.0022	J		<0.0068	U		1.1			<0.0036	U		0.0038	J		<0.006	U										
		VMP-2-5-080211	8/2/2011	<7.8	U		<8.1	U		<7.1	U		<7.1	U		1300			<3.7	U		<6.3	U		<6.3	U										
		VMP-2-5-110711	11/7/2011	<0.0046	J	U	0.0011	J		<0.0042	U		<0.0042	U		0.053			<0.0022	U		0.0022	J		0.00071	J										
		VMP-2-5-012512	1/25/2012	<0.52	U		<0.54	U		<0.48	U		<0.48	U		200			<0.25	U		0.14	J		<0.42	U										
		VMP-2-5-042512	4/25/2012	<0.02	U		<0.021	U		<0.019	U		<0.019	U		12			<0.0098	U		0.0091	J		0.0042	J										
		VMP-2-5-071612	7/16/2012	<0.005	U		0.0012	J		0.0049			<0.0046	J	U	0.022			<0.0024	U		0.026			0.0071											
		VMP-2-5-102412	10/24/2012	<0.0077	U		0.0014	J		<0.007	J	U	<0.007	U		0.01			<0.0036	U		0.0044	J		0.0012	J										
		VMP-2-5-013113	1/31/2013	<0.0074	U		0.0014	J		<0.0068	J	U	<0.0068	J	U	0.026			<0.0035	U		<0.006	U		<0.006	U										
	8.5 ft	VMP-2-8.5-083110	8/31/2010	<2.5	U		<2.6	U		<2.3	U		<2.3	U		2000			<1.2	U		<2	U		<2	U										
		VMP-2-8.5-111610	11/16/2010	<6.8	U		<7.1	U		<6.2	U		<6.2	U		2000			<3.2	U		<5.5	U		<5.5	U										
		VMP-2-8.5-020411	2/4/2011	<2.3	U		<2.4	U		<2.1	U		<2.1	U		830			<1.1	U		<1.9	U		<1.9	U										
		VMP-2-8.5-041311	4/13/2011	0.095	J		0.12	J		<0.65	U		<0.65	U		140	B		<0.34	U		0.048	J		0.074	J										
		VMP-2-8.5-080211	8/2/2011	<28	U		<30	U		<26	U		<26	U		1600			<14	U		<23	U		<23	U										
		VMP-2-8.5-110711	11/7/2011	<0.061	U		<0.064	U	UJ	0.01	J		<0.056	U		14			<0.029	U		<0.05	U		<0.05	U										
		VMP-2-8.5-012612	1/26/2012	<2.7	U		<2.8	U		<9.9	U		<2.5	U		510		J	<1.3	U		<2.2	U		<2.2	U										
		VMP-2-8.5-012612-DUP	1/26/2012	<2.7	U		<2.8	U		<9.9	U		<2.5	U		770		J	<1.3	U		<2.2	U		<2.2	U										
		VMP-2-8.5-041612	4/16/2012	<0.0053	U		<0.0055	U		0.0018	J		<0.0048	U		0.19			<0.0025	U		0.0083			0.0035	J										
		VMP-2-8.5-041612-Dup	4/16/2012	<0.0054	U		0.0017	J		0.0018	J		<0.0049	U		0.19			<0.0026	U		0.0093			0.0037	J										
		VMP-2-8.5-071612	7/16/2012	<0.006	U		0.0024	J		0.0044	J		<0.0055	J	U	0.0073			<0.0029	U		0.018		J	0.0062										
		VMP-2-8.5-071612-Dup	7/16/2012	<0.0049	J	U	0.0022	J		0.0088			0.0034	J		0.0046			<0.0024	U		0.028		J	0.0099										
		VMP-2-8.5-102312	10/23/2012	<0.0078	U		0.0016	J		0.0046	J		0.002	J		0.13			<0.0037	U		0.022			0.0074										
		VMP-2-8.5-020513	2/5/2013	<0.008	U		<0.0083	J	U	<0.0073	U		<0.0073	U		0.038			<0.0038	U		0.0036	J		0.0022	J										
	22 ft	VMP-2-22-083110	8/31/2010	<3.8	U		<4	U		<3.5	U		<3.5	U		2300			<1.8	U		<3.1	U		<3.1	U										
		VMP-2-22-111610	11/16/2010	<7.1	U		<7.4	U		<6.5	U		<6.5	U		2300			<3.4	U		<5.7	U		<5.7	U										
		VMP-2-22-020411	2/4/2011	<3.2	U		<3.3	U		<2.9	U		<2.9	U		1400			<1.5	U		<2.6	U		<2.6	U										
		VMP-2-22-041311	4/13/2011	<9.4	U		<9.8	U		<8.6	U		<8.6	U		760	B		<4.5	U		<7.6	U		<7.6	U										
		VMP-2-22-080211	8/2/2011	<38	U		<40	U		<35	U		<35	U		1500			<18	U		<31	U		<31	U										
		VMP-2-22-110711	11/7/2011	<2	U		<2.1	U	UJ	<1.8	U		<1.8	U		120			<0.95	U		<1.6	U		<1.6	U										
		VMP-2-22-012612	1/26/2012	<4.2	U		<4.4	U		<15	U		<3.8	U		650		J	<2	U		<3.4	U		<3.4	U										
		VMP-2-22-042712	4/27/2012	<0.0043	U		0.0011	J		0.0009	J		<0.004	U		0.077			<0.002	U		0.0048			0.0017	J										
		VMP-2-22-071612	7/16/2012	<0.0051	U		0.0021	J		0.0056			<0.0047	J	U	0.023			<0.0024	U		0.03			0.0094											
		VMP-2-22-102312	10/23/2012	<0.0078	U		0.0015	J		<0.0072	U		<0.0072	U		0.031			<0.0037	U		<0.0063	J	U	<0.0063	U										
		VMP-2-22-013113	1/31/2013	<0.0072	U		0.001	J		<0.0066	U		<0.0066	U		0.0026	J		<0.0034	U		<0.0058	U		<0.0058	U										
	42 ft	VMP-2-42-013113	1/31/2013	<70	U		<73	U		15	J		<64	U		420			<33	U		12	J		<56	U										

SEE LAST PAGE OF TABLE FOR NOTES

TABLE 5
CUMULATIVE SUMMARY OF SOIL VAPOR ANALYTICAL DETECTIONS AND SCREENING RESULTS: VILLAGE - VOCS

Location	Depth	Sample ID	Sample Date	Trichloroethene			Trichlorofluoromethane			1,2,4-Trimethylbenzene			1,3,5-Trimethylbenzene			2,2,4-Trimethylpentane			Vinyl chloride			m,p-Xylene			o-Xylenes			^{3}Butane, 2,2-dimethyl-			^{3}Butane, 2,3-dimethyl-			^{3}Cyclobutane, ethyl-		
				1.5			860												0.29			130			120											
				Result (mg/m^3)	Lab Quals	URS Quals	Result (mg/m^3)	Lab Quals	URS Quals	Result (mg/m^3)	Lab Quals	URS Quals	Result (mg/m^3)	Lab Quals	URS Quals	Result (mg/m^3)	Lab Quals	URS Quals	Result (mg/m^3)	Lab Quals	URS Quals	Result (mg/m^3)	Lab Quals	URS Quals	Result (mg/m^3)	Lab Quals	URS Quals	Result (ppbV)	Lab Quals	URS Quals	Result (ppbV)	Lab Quals	URS Quals	Result (ppbV)	Lab Quals	URS Quals
VMP-3	5 ft	VMP-3-5-090910	9/9/2010	<7.1	U		<7.5	U		<6.5	U		<6.5	U		1200			<3.4	U		<5.8	U		<5.8	U										
		VMP-3-5-112210	11/22/2010	8.9			<7.6	U		<6.6	U		<6.6	U		1100			<3.4	U		2.3	J		<5.8	U										
		VMP-3-5-020911	2/9/2011	<3.2	U		<3.4	U		<3	U		<3	U		460			<1.5	U		<2.6	U		<2.6	U										
		VMP-3-5-041411	4/14/2011	<35	U		<36	U		<32	U		<32	U		1100			<17	U		<28	U		<28	U										
		VMP-3-5-080211	8/2/2011	<0.0084	U		<0.0087	U		0.0069	J		0.0018	J		0.37			<0.004	U		0.0074			0.0026	J										
		VMP-3-5-110811	11/8/2011	<0.0046	U		0.00096	J		<0.0042	J	U	<0.0042	U		<0.004	U		<0.0022	U		0.0017	J		<0.0037	U										
		VMP-3-5-110811-DUP	11/8/2011	<0.0047	U		0.00086	J		<0.0043	J	U	<0.0043	U		<0.0041	U		<0.0022	U		0.0015	J		0.00056	J										
		VMP-3-5-012712	1/27/2012	<2.4	U		<2.4	U		<8.6	U		<2.2	U		260			<1.1	U		<1.9	U		<1.9	U										
		VMP-3-5-041912	4/19/2012	<0.0051	U		0.0017	J		0.0041	J		0.0013	J		0.098			<0.0024	U		0.015			0.0045											
		VMP-3-5-072712	7/27/2012	<0.0054	U		0.0018	J		0.0028	J		0.0011	J		0.0022	J		<0.0026	U		0.0056			0.0029	J										
	10 ft	VMP-3-10	6/21/2010	<8.1	U		<8.5	U		4.3	J		1.4	J		3500			<3.9	U		2.9	J		<6.6	U										
		VMP-3-10-091010	9/10/2010	<23	U		<24	U		<21	U		<21	U		3000			<11	U		<18	U		<18	U										
		VMP-3-10-092010	9/20/2010	<17	U		<17	U		<15	U		<15	U		2400			<7.9	U		6.6	J		<13	U										
		VMP-3-10-112210	11/22/2010	<7.1	U		<7.4	U		<6.5	U		<6.5	U		3200			<3.4	U		2.8	J		<5.7	U										
		VMP-3-10-112210-Dup	11/22/2010	<9.9	U		<10	U		<9	U		<9	U		3100			<4.7	U		2.2	J		<8	U										
		VMP-3-10-020811	2/8/2011	<10	U		<11	U		<9.5	U		<9.5	U		3300			<5	U		<8.4	U		<8.4	U										
		VMP-3-10-041311	4/13/2011	<60	U		<63	U		<55	U		<55	U		1900			<29	U		<49	U		<49	U										
		VMP-3-10-080311	8/3/2011	<0.076	U		<0.08	U		0.013	J		<0.07	U		26			<0.036	U		0.016	J		<0.062	U										
		VMP-3-10-110811	11/8/2011	<0.0063	U		<0.0065	U		0.0012	J		<0.0057	U		1.1			<0.003	U		0.0021	J		0.00084	J										
		VMP-3-10-012712	1/27/2012	<0.045	U		<0.047	U		0.021	J		0.017	J		8.9			<0.021	U		0.03	J		0.019	J										
		VMP-3-10-042012	4/20/2012	<0.0046	J	U	0.0015	J		<0.0042	J	U	<0.0042	J	U	0.049			<0.0022	U		0.0048			0.0016	J										
		VMP-3-10-072312	7/23/2012	<0.0054	U		0.0012	J		0.0018	J		<0.0049	U		0.68			<0.0026	U		0.0024	J		0.0012	J										
		VMP-3-10-101812	10/18/2012	<0.0081	U		0.0035	J		0.0042	J	J	0.018			0.25			<0.0039	U		0.028			0.017											
		VMP-3-10-020613	2/6/2013	<0.0076	U		0.0014	J		<0.0069	U		<0.0069	U		0.0019	J		<0.0036	U		<0.0061	U		<0.0061	U										
	22 ft	VMP-3-22-092010	9/20/2010	<22	U		<23	U		5.3	J		<20	U		3200			<10	U		26			11	J										
		VMP-3-22-112210	11/22/2010	<25	U		<26	U		<23	U		<23	U		4100			<12	U		8.8	J		<20	U										
		VMP-3-22-020811	2/8/2011	<12	U		<13	U		<11	U		<11	U		2900			<5.8	U		7.6	J		<9.9	U										
		VMP-3-22-041511	4/15/2011	<67	U		<70	U		<61	U		<61	U		2200			<32	U		<54	U		<54	U										
		VMP-3-22-080611	8/6/2011	<0.11	U		<0.11	U		0.014	J		<0.097	U		23			<0.05	U		0.045	J		<0.086	U										
		VMP-3-22-110811	11/8/2011	<0.0047	U		0.00099	J		<0.0043	J	U	<0.0043	U		0.78			<0.0022	U		<0.0038	J	U	0.00063	J										
		VMP-3-22-013012	1/30/2012	<0.019	U		<0.02	U		<0.017	U		<0.017	U		5.9			<0.0089	U		0.0083	J		<0.015	U										
		VMP-3-22-042012	4/20/2012	0.002	J		0.0012	J		<0.0043	J	U	<0.0043	U		0.28			<0.0022	U		0.0032	J		0.0011	J										
		VMP-3-22-072312	7/23/2012	<0.0053	U		0.00097	J		0.00091	J		<0.0048	U		0.01			<0.0025	U		0.0013	J		<0.0042	U										
		VMP-3-22-101812	10/18/2012	<0.008	U		<0.0083	U		<0.0073	U	UJ	<0.0073	U		0.012			<0.0038	U		0.003	J		<0.0064	U										
		VMP-3-22-020613	2/6/2013	<0.0078	U		0.0014	J		<0.0071	U		<0.0071	U		0.0032	J		<0.0037	U		<0.0063	U		<0.0063	U										
	31.5 ft	VMP-3-31.5-090910	9/9/2010	<41	U		<43	U		38			17	J		8300			<19	U		87			26	J										
		VMP-3-31.5-112210	11/22/2010	<28	U		<30	U		9.8	J		<26	U		8000			<14	U		68			19	J										
		VMP-3-31.5-020911	2/9/2011	<27	U		<28	U		<25	U		<25	U		3200			<13	U		54			13	J										
		VMP-3-31.5-041411	4/14/2011	<220	U		<230	U		<200	U		<200	U		4300			<110	U		<180	U		<180	U										
		VMP-3-31.5-041411-DUP	4/14/2011	<220	U		<230	U		<200	U		<200	U		3900			<110	U		<180	U		<180	U										
		VMP-3-31.5-080211	8/2/2011	<500	U		<530	U		<460	U		<460	U		9100			<240	U		<410	U		<410	U										
		VMP-3-31.5-080211-Dup	8/2/2011	<300	U		<310	U		<270	U		<270	U		13000			<140	U		<240	U		<240	U										
		VMP-3-31.5-110811	11/8/2011	<12	U		<12	U		<11	U		<11	U		650			<5.6	U		1.8	J		<9.5	U										
		VMP-3-31.5-012712	1/27/2012	<74	U		<78	U		<270	U		<68	U		2900		J	<35	U		<60	U		<60	U										
		VMP-3-31.5-041912	4/19/2012	<130	U		<130	U		<120	U		<120	U		9600			<61	U		<100	U		<100	U										
		VMP-3-31.5-041912-Dup	4/19/2012	<120	U		<130	U		<110	U		<110	U		9800			<58	U		<99	U		<99	U										
		VMP-3-31.5-072312	7/23/2012	<31	U		<32	U		<28	U		<28	U		5300			<15	U		<25	U		<25	U										
		VMP-3-31.5-101912	10/19/2012	<2.5	U		<2.6	U		<2.3	U		<2.3	U		39			<1.2	U		0.22	J		<2	U										
		VMP-3-31.5-020713	2/7/2013	<14	U		<14	U		<13	U		<13	U		1700			<6.6	U		<11	U		<11	U										
	39.5 ft	VMP-3-39-101912	10/19/2012	<250	U		<260	U		<230	U		<230	U		4200			<120	U		84	J		<200	U										
		VMP-3-39-021213	2/12/2013	<71	U		<74	U		<65	U		<65	U		5700			<34	U		14	J		<57	U										
VMP-4	5 ft	VMP-4-5-082510	8/25/2010	<0.39	U		<0.4	U		0.054	J		<0.35	U		220			<0.18	U		<0.31	U		<0.31	U										
		VMP-4-5-112210	11/22/2010	<14	U		<15	U		<13	U		<13	U		1800			<6.9	U		11	J		<12	U										
		VMP-4-5-021411	2/14/2011	<0.85	U		<0.88	U		<0.77	U		<0.77	U		260			<0.4	U		0.45	J		<0.68	U										
		VMP-4-5-041911	4/19/2011	<39	U		<41	U		<36	U		<36	U		1100			<18	U		<31	U		<31	U										
		VMP-4-5-080311	8/3/2011	<0.084	U		<0.087	U		0.016	J		<0.076	U		28			<0.04	U		0.012	J		<0.068	U										
		VMP-4-5-110911	11/9/2011	<0.0046	U		0.00092	J		<0.0042	J	U	<0.0042	J	U	0.92			<0.0022	U		0.0025	J		0.0013	J										
		VMP-4-5-013012	1/30/2012	<0.24	U		<0.24	U		<0.22	U		<0.22	U		170		J	<0.11	U		<0.19	U		<0.19	U										
		VMP-4-5-042512	4/25/2012	<0.0058	U		0.0014	J		0.0041	J		<0.0053	J	U	0.47			<0.0028	U		0.018			0.0059											
		VMP-4-5-072512	7/25/2012	<0.0058	U		0.00096	J		0.007			0.0028	J		0.02			<0.0027	U		0.043			0.013											
		VMP-4-5-101812	10/18/2012	<0.0084	U		<0.0087	U		0.0019	J	J	<0.0076	U		0.007	J		<0.004	U		0.0022	J		<0.0068	U										
		VMP-4-5-020713	2/7/2013	<0.0066	U		0.0012	J		<0.0061	J	U	<0.0061	U		0.013			<0.0032	U		0.0012	J		<0.0054	U										
	12 ft	VMP-4-12-082510	8/25/2010	<6.8	U		<7.1	U		1.8	J		1.5	J		1400			<3.2	U		5.6			<5.5	U										
		VMP-4-12-112310	11/23/2010	<6.9	U		<7.2	U		3.5	J		2.6	J		1300			<3.3	U		6.2			<5.6	U										
		VMP-4-12-021411	2/14/2011	<1.7	U		<1.8	U		<1.6	U		0.52	J		600			<0.83	U		2.8			0.72	J										
		VMP-4-12-041911	4/19/2011	<34	U		<35	U		<31	U		<31	U		1200			<16	U		51			7.6	J										
		VMP-4-12-080311	8/3/2011	<3.9	U		<4	U		<3.5	U		<3.5	U		440			<1.8	U		0.77	J		<3.1	U										
		VMP-4-12-080311-Dup	8/3/2011	<7.8	U		<8.1	U		<7.1	U		<7.1	U		390			<3.7	U		<6.3	U		<6.3	U										
		VMP-4-12-110911	11/9/2011	<1.2	U		<1.2	U	UJ	<1.1	U		<1.1	U		64			<0.56	U		<0.95	U		<0.95	U										
		VMP-4-12-013012	1/30/2012	<2.4	U		<2.5	U		<2.2	U		<2.2	U		380			<1.1	U		1.6	J		<1.9	U										
		VMP-4-12-041812	4/18/2012	<0.0054	U		<0.0056	U		0.0017	J		0.0007	J		0.092			<0.0026	U		0.011			0.0025	J										
		VMP-4-12-072312	7/23/2012	<0.026	U		<0.027	U		0.029			0.014	J		0.46			<0.012	U		0.21			0.068											
		VMP-4-12-101812	10/18/2012	<0.0081	U		<0.0085	U		0.0012	J	J	<0.0074	U		0.0064	J		<0.0039	U		0.042			0.008											
		VMP-4-12-101812-Dup	10/18/2012	<0.0084	U		<0.0087	U		0.004	J	J	0.002	J		0.01			<0.004	U		0.051			0.011											
		VMP-4-12-020713	2/7/2013	<0.0072	U		0.0012	J		0.0073			<0.0066	J	U	0.049			<0.0034	U		<0.0058	U		<0.0058	U										
		VMP-4-12-020713-DUP	2/7/2013	<0.0074	U		0.0019	J		<0.0068	U		<0.0068	U		0.051			<0.0035	U		<0.006	U		<0.006	U										
	23.5 ft	VMP - 4 - 23.5 - 083110	8/31/2010	<7.8	U		<8.1	U		190		J	66		J	5800		J	<3.7	U		1800		J	600		J									
		VMP-4-23.5-112310	11/23/2010	<78	U		<82	U		31	J		<72	U		4800			<37	U		1100			310											
		VMP-4-23.5-021411	2/14/2011	<2.8	U		<3	U		<2.6	U		<2.6	U		2400		J	<1.4	U		130		J	30		J									
		VMP-4-23.5-042011	4/20/2011	<180	U		<190	U		<160	U		<160	U		5200			<86	U		900			230											
		VMP-4-23.5-042011-DUP	4/20/2011	<180	U		<190	U		<160	U		<160	U		4800			<86	U		830			230											
		VMP-4-23.5-080611	8/6/2011	<7.6	U		<7.9	U		11			6.1	J		2800			<3.6	U		320			91											
		VMP-4-23.5-110911	11/9/2011	<22	U		<24	U		<21	U		<21	U		1500			<11	U		4.2	J		<18	U										
		VMP-4-23.5-013012	1/30/2012	<48	U		<50	U		<44	U		<44	U		4800		J	<23	U		190		J	34	J	J									
		VMP-4-23.5-013012-DUP	1/30/2012	<34	U		<35	U		<31	U		<31	U		3300		J	<16	U		57		J	8.8	J										
		VMP-4-23.5-041912	4/19/2012	<10	U		<11	U		<9.6	U		<9.6	U		2400			<5	U		13			4.4	J										
		VMP-4-23.5-072312	7/23/2012	<5	U		<5.3	U		<4.6	U		4.9			1500			<2.4	U		210			60											
		VMP-4-23.5-101812	10/18/2012	<5.5	U		<5.8	U		<5.1	U		<5.1	U		110			<2.6	U		7.2			2.6	J										
		VMP-4-23.5-020713	2/7/2013	<1.8	U		<1.8	U		<1.6	U		<1.6	U		150			<0.84	U		<1.4	U		<1.4	U										
	39 ft	VMP-4-39-042111	4/21/2011	<220	U		<240	U		<210	U		<210	U		4300			<110	U		670			170	J										
		VMP-4-39-041912	4/19/2012	<5.4	U		<5.6	U		5.1			2.6	J		3100			<2.6	U		200			53											
		VMP-4-39-072312	7/23/2012	<8.1	U		<8.5	U		<7.4	U		<7.4	U		3500		J	<3.8	U		310		J	83		J									
		VMP-4-39-101812	10/18/2012	<100	U		<110	U		<93	U		<93	U		1500			<48	U		190			44	J										
		VMP-4-39-101812-Dup	10/18/2012	<93	U		<97	U		<85	U		<85	U		1500			<44	U		190			47	J										
		VMP-4-39-020713	2/7/2013	<14	U		<15	U		12	J		16			1800			<6.9	U		790			310											

SEE LAST PAGE OF TABLE FOR NOTES

TABLE 5
CUMULATIVE SUMMARY OF SOIL VAPOR ANALYTICAL DETECTIONS AND SCREENING RESULTS: VILLAGE - VOCS

Location	Depth	Sample ID	Sample Date	Trichloroethene			Trichlorofluoromethane			1,2,4-Trimethylbenzene			1,3,5-Trimethylbenzene			2,2,4-Trimethylpentane			Vinyl chloride			m,p-Xylene			o-Xylenes			^{3}Butane, 2,2-dimethyl-			^{3}Butane, 2,3-dimethyl-			^{3}Cyclobutane, ethyl-		
				1.5			860												0.29			130			120											
				Result (mg/m^3)	Lab Quals	URS Quals	Result (mg/m^3)	Lab Quals	URS Quals	Result (mg/m^3)	Lab Quals	URS Quals	Result (mg/m^3)	Lab Quals	URS Quals	Result (mg/m^3)	Lab Quals	URS Quals	Result (mg/m^3)	Lab Quals	URS Quals	Result (mg/m^3)	Lab Quals	URS Quals	Result (mg/m^3)	Lab Quals	URS Quals	Result (ppbV)	Lab Quals	URS Quals	Result (ppbV)	Lab Quals	URS Quals	Result (ppbV)	Lab Quals	URS Quals
VMP-5	5 ft	VMP-5-5-090910	9/9/2010	<14	U		<15	U		13			6.9	J		1600			<6.7	U		9	J		6.4	J										
		VMP-5-5-112210	11/22/2010	<3.5	U		<3.6	U		<3.2	U		<3.2	U		1700			<1.6	U		<2.8	U		<2.8	U										
		VMP-5-5-021611	2/16/2011	<0.022	U		<0.023	U		<0.02	U		<0.02	U		24			<0.01	U		0.0062	J	J	<0.018	U										
		VMP-5-5-042111	4/21/2011	<0.071	U		<0.074	U		<0.065	U		<0.065	U		0.097			<0.034	U		<0.057	U		<0.057	U										
		VMP-5-5-080511	8/5/2011	<0.0068	J	U	0.0014	J		0.002	J		<0.0062	U		0.23			<0.0032	U		0.0083			0.0024	J										
		VMP-5-5-111111	11/11/2011	<0.005	U		<0.0052	U		0.0023	J		0.0013	J		0.97			<0.0024	U		0.0059			0.0016	J										
		VMP-5-5-013012	1/30/2012	0.015	J		0.011	J		0.032	J		0.011	J		2.3			<0.024	U		0.08			0.026	J										
		VMP-5-5-041112	4/11/2012	0.0081			<0.0051	U		0.0026	J		0.00093	J		0.0063			<0.0023	U		0.0074			0.0021	J										
		VMP-5-5-071312	7/13/2012	<0.0054	U		0.0016	J		<0.005	J	U	<0.005	J	U	<0.0047	J	U	<0.0026	U		<0.0044	J	U	<0.0044	J	U										
		VMP-5-5-101212	10/12/2012	<0.0068	U		0.0015	J		<0.0062	U		<0.0062	U		0.004	J		<0.0032	U		<0.0055	U		<0.0055	U										
		VMP-5-5-012513	1/25/2013	<0.0071	U		<0.0074	U		<0.0065	U		<0.0065	U		0.002	J		<0.0034	U		<0.0057	U		<0.0057	U										
	12.5 ft	VMP-5-12.5-090910	9/9/2010	<7.1	U		<7.4	U		6.1	J		3	J		1500			<3.4	U		3.2	J		2.2	J										
		VMP-5-12.5-112310	11/23/2010	<0.35	U		<0.37	U		<0.32	U		<0.32	U		110			<0.17	U		0.2	J		<0.29	U										
		VMP-5-12.5-021611	2/16/2011	<1.1	U		<1.1	U		<0.98	U		<0.98	U		170			<0.51	U		<0.86	U		<0.86	U										
		VMP-5-12.5-042111	4/21/2011	<0.076	U		<0.079	U		<0.069	U		<0.069	U		0.081			<0.036	U		<0.061	U		<0.061	U										
		VMP-5-12.5-080611	8/6/2011	<6.7	U		<7	U		<6.1	U		<6.1	U		810			<3.2	U		<5.4	U		<5.4	U										
		VMP-5-12.5-111111	11/11/2011	0.0017	J		<0.0049	U		0.0014	J		0.00061	J		0.0093			<0.0022	U		0.0025	J		0.00074	J										
		VMP-5-12.5-013012	1/30/2012	<0.015	U		<0.016	U		<0.014	U		<0.014	U		0.72			<0.0073	U		0.0094	J		0.0027	J										
		VMP-5-12.5-041112	4/11/2012	0.0012	J		0.0014	J		0.0011	J		<0.0043	U		0.0032	J		<0.0022	U		0.0044			0.0013	J										
		VMP-5-12.5-071212	7/12/2012	<0.0055	U		0.0014	J		0.12			0.022			<0.0048	U		<0.0026	U		0.012			0.0036	J										
		VMP-5-12.5-101112	10/11/2012	<0.013	U		<0.014	U		<0.012	U		<0.012	U		0.009	J		<0.0062	U		<0.011	U		<0.011	U										
		VMP-5-12.5-012413	1/24/2013	<0.0069	U		0.0012	J		<0.0063	U		<0.0063	U		0.0079			<0.0033	U		<0.0056	U		<0.0056	U										
	31 ft	VMP-5-31-090910	9/9/2010	<30	U		<31	U		<27	U		<27	U		4400			<14	U		7.7	J		<24	U										
		VMP-5-31-112310	11/23/2010	<18	U		<19	U		<17	U		<17	U		4700			<8.8	U		12	J		<15	U										
		VMP-5-31-021611	2/16/2011	<7.4	U		<7.8	U		<6.8	U		<6.8	U		3100			<3.5	U		5.5	J		<6	U										
		VMP-5-31-042111	4/21/2011	<110	U		<120	U		<100	U		<100	U		3800			<53	U		<89	U		<89	U										
		VMP-5-31-080611	8/6/2011	<62	U		<65	U		<57	U		<57	U		3700			<30	U		<50	U		<50	U										
		VMP-5-31-111111	11/11/2011	<31	U		<33	U		<29	U		<29	U		3000			<15	U		6.9	J		<25	U										
		VMP-5-31-013012	1/30/2012	<16	U		<17	U		<15	U		<15	U		2900			<7.6	U		<13	U		<13	U										
		VMP-5-31-041112	4/11/2012	<0.051	U		<0.054	U		<0.047	U		<0.047	U		4.8			<0.024	U		0.012	J		<0.041	U										
		VMP-5-31-071212	7/12/2012	<0.0054	U		0.0015	J		<0.0049	J	U	<0.0049	U		0.3			<0.0026	U		<0.0044	J	U	<0.0044	U										
		VMP-5-31-101112	10/11/2012	<0.0076	U		0.0013	J		<0.0069	U		<0.0069	U		0.048			<0.0036	U		<0.0061	U		<0.0061	U										
		VMP-5-31-012413	1/24/2013	<0.075	U		<0.079	U		<0.069	U		<0.069	U		0.13			<0.036	U		<0.061	U		<0.061	U										
	40 ft	VMP-5-40-042111	4/21/2011	<120	U		<120	U		<100	U		<100	U		3500			<55	U		<94	U		<94	U										
		VMP-5-40-013012	1/30/2012	<34	U		<35	U		<31	U		<31	U		2500			<16	U		<27	U		<27	U										
		VMP-5-40-041212	4/12/2012	<0.05	U		<0.052	U		<0.046	U		<0.046	U		24			<0.024	U		0.02	J		<0.041	U										
		VMP-5-40-071212	7/12/2012	<0.054	U		<0.056	U		<0.049	U		<0.049	U		2			<0.026	U		<0.044	U		<0.044	U										
		VMP-5-40-101112	10/11/2012	<0.008	U		0.0027	J		<0.0073	U		<0.0073	U		1.1			<0.0038	U		<0.0064	U		<0.0064	U										
		VMP-5-40-012513	1/25/2013	<0.023	U		<0.024	U		<0.021	U		<0.021	U		1.7			<0.011	U		<0.019	U		<0.019	U										
		VMP-5-40-012513-Dup	1/25/2013	<0.022	U		<0.024	U		<0.021	U		<0.021	U		1.7			<0.011	U		<0.018	U		<0.018	U										
VMP-6	5 ft	VMP-6-5-090810	9/8/2010	<1.2	U		<1.2	U		0.74	J		0.34	J		340			<0.56	U		0.47	J		0.33	J										
		VMP-6-5-111610	11/16/2010	<7.4	U		<7.8	U		<6.8	U		<6.8	U		2300			<3.5	U		3.4	J		<6	U										
		VMP-6-5-020711	2/7/2011	0.0022	J		0.0013	J		0.0071			0.0031	J		0.96			<0.003	U		0.025			0.01	J										
		VMP-6-5-040811	4/8/2011	<0.014	U		<0.014	U		<0.013	J	U	<0.013	U		1.3			<0.0066	U		0.0039	J		<0.011	U										
		VMP-6-5-080411	8/4/2011	<0.36	U		<0.38	U		<0.33	U		<0.33	U		6.5			<0.17	U		0.16	J		<0.29	U										
		VMP-6-5-110911	11/9/2011	<0.0043	U		0.00095	J		0.028			0.02			0.071			<0.002	U		0.13			0.056											
		VMP-6-5-013112	1/31/2012	<0.051	U		<0.053	U		<0.047	U		<0.047	U		2.9			<0.024	U		0.014	J		<0.041	U										
		VMP-6-5-041212	4/12/2012	<0.0054	U		<0.0056	U		0.0017	J		<0.0049	U		0.04			<0.0026	U		0.0046			0.0023	J										
		VMP-6-5-071612	7/16/2012	<0.0054	U		0.0014	J		<0.0049	J	U	<0.0049	J	U	0.0025	J		<0.0026	U		0.0032	J		0.0011	J										
		VMP-6-5-101012	10/10/2012	<0.0074	U		0.00089	J		<0.0068	U		<0.0068	U		0.016			<0.0035	U		<0.006	U		<0.006	U										
		VMP-6-5-021213	2/12/2013	<0.0066	U		0.0013	J		<0.0061	U		<0.0061	U		0.058			<0.0032	U		<0.0054	U		<0.0054	U										
	10 ft	VMP-6-10-090810	9/8/2010	<1.3	U		<1.3	U		0.62	J	J	0.29	J	J	930		J	<0.61	U		0.83	J	J	0.32	J	J										
		VMP-6-10-111710	11/17/2010	<0.0069	J	U	0.00081	J		<0.0063	U		<0.0063	U		0.039			<0.0033	U		<0.0056	J	U	<0.0056	U										
		VMP-6-10-020711	2/7/2011	0.0018	J		<0.0071	U		<0.0062	U		<0.0062	U		0.061			<0.0032	U		<0.0055	U		<0.0055	U										
		VMP-6-10-040811	4/8/2011	<0.16	U		<0.17	U		<0.15	U		<0.15	U		52			<0.077	U		0.032	J		<0.13	U										
		VMP-6-10-080411	8/4/2011	<1.2	U		<1.2	U		<1	U		<1	U		940			<0.55	U		<0.93	U		<0.93	U										
		VMP-6-10-111011	11/10/2011	<0.0045	U		<0.0047	U		0.00076	J		<0.0041	U		0.0065			<0.0021	U		0.0012	J		<0.0036	U										
		VMP-6-10-013112	1/31/2012	<0.8	U		<0.84	U		<2.9	U		<0.73	U		310		J	<0.38	U		<0.65	U		<0.65	U										
		VMP-6-10-041212	4/12/2012	<0.0052	U		0.0015	J		0.0018	J		<0.0048	U		0.024			<0.0025	U		0.0043			0.002	J										
		VMP-6-10-071612	7/16/2012	<0.0071	U		0.0013	J		<0.0065	J	U	<0.0065	J	U	0.0054	J		<0.0034	U		0.0038	J		<0.0057	J	U										
		VMP-6-10-101112	10/11/2012	<0.0078	U		0.0015	J		<0.0071	U		<0.0071	U		0.043			<0.0037	U		<0.0063	U		<0.0063	U										
		VMP-6-10-020513	2/5/2013	<0.0074	U		<0.0078	J	U	<0.0068	U		<0.0068	U		0.0016	J		<0.0035	U		<0.006	U		<0.006	U										
	31.5 ft	VMP-6-31.5-090810	9/8/2010	<8.6	U		<9	U		22			5.3	J		3100			<4.1	U		51			<7	U										
		VMP-6-31.5-111710	11/17/2010	<14	U		<14	U		15			3.1	J		3600			<6.4	U		45			<11	U										
		VMP-6-31.5-020711	2/7/2011	<13	U		<14	U		27			4.2	J		3200			<6.2	U		64			<10	U										
		VMP-6-31.5-041111	4/11/2011	<10	U		<10	U		14			<9.2	U		2400			<4.8	U		28			<8.1	U										
		VMP-6-31.5-080411	8/4/2011	<7.5	U		<7.8	U		<6.8	U		<6.8	U		2000			<3.6	U		5.2	J		<6	U										
		VMP-6-31.5-111011	11/10/2011	<12	U		<12	U		<10	U		<10	U		2200			<5.5	U		<9.3	U		<9.3	U										
		VMP-6-31.5-013112	1/31/2012	<4.6	U		<4.8	U		<17	U		<4.2	U		1800		J	<2.2	U		1.8	J	J	<3.7	U										
		VMP-6-31.5-041212	4/12/2012	<0.62	U		<0.64	U		<0.56	U		<0.56	U		220			<0.29	U		0.13	J		<0.5	U										
		VMP-6-31.5-071612	7/16/2012	<0.0097	U		<0.01	U		0.0049	J		<0.0089	J	U	3.1			<0.0046	U		0.0035	J		0.0024	J										
		VMP-6-31.5-101112	10/11/2012	0.0055	J		0.0021	J		<0.0069	U		<0.0069	U		0.71			<0.0036	U		<0.0061	U		<0.0061	U										
		VMP-6-31.5-020513	2/5/2013	<0.0069	U		<0.0072	J	U	<0.0063	U		<0.0063	U		0.058			<0.0033	U		<0.0056	U		<0.0056	U										
	39 ft	VMP-6-39-041111	4/11/2011	<12	U		<12	U		21			3.4	J		2300			<5.7	U		41			<9.7	U										
		VMP-6-39-013112	1/31/2012	<4.6	U		<4.8	U		<17	U		<4.2	U		2200		J	<2.2	U		4.3		J	<3.7	U										
		VMP-6-39-041212	4/12/2012	<0.45	U		<0.47	U		0.73			0.48			340			<0.21	U		2			<0.36	U										
		VMP-6-39-071612	7/16/2012	<0.021	U		<0.022	U		<0.019	U		<0.019	U		8.1			<0.01	U		0.0063	J		<0.017	U										
		VMP-6-39-071612-Dup	7/16/2012	<0.021	U		<0.022	U		<0.02	U		<0.02	U		8.2			<0.01	U		<0.017	U		<0.017	U										
		VMP-6-39-101112	10/11/2012	<0.014	U		<0.015	U		<0.013	U		<0.013	U		4.9			<0.0069	U		<0.012	U		<0.012	U										
		VMP-6-39-020513	2/5/2013	<0.0071	U		<0.0074	J	U	0.024			0.0055	J		0.63			<0.0034	U		0.023			<0.0057	U										

SEE LAST PAGE OF TABLE FOR NOTES

TABLE 5
CUMULATIVE SUMMARY OF SOIL VAPOR ANALYTICAL DETECTIONS AND SCREENING RESULTS: VILLAGE - VOCS

Location	Depth	Sample ID	Sample Date	Trichloroethene			Trichlorofluoromethane			1,2,4-Trimethylbenzene			1,3,5-Trimethylbenzene			2,2,4-Trimethylpentane			Vinyl chloride			m,p-Xylene			o-Xylenes			^{3}Butane, 2,2-dimethyl-			^{3}Butane, 2,3-dimethyl-			^{3}Cyclobutane, ethyl-		
				1.5			860												0.29			130			120											
				Result (mg/m^3)	Lab Quals	URS Quals	Result (mg/m^3)	Lab Quals	URS Quals	Result (mg/m^3)	Lab Quals	URS Quals	Result (mg/m^3)	Lab Quals	URS Quals	Result (mg/m^3)	Lab Quals	URS Quals	Result (mg/m^3)	Lab Quals	URS Quals	Result (mg/m^3)	Lab Quals	URS Quals	Result (mg/m^3)	Lab Quals	URS Quals	Result (ppbV)	Lab Quals	URS Quals	Result (ppbV)	Lab Quals	URS Quals	Result (ppbV)	Lab Quals	URS Quals
VMP-7	5 ft	VMP-7-5-082610	8/26/2010	<0.0071	U		0.0016	J		<0.0065	U		<0.0065	U		0.034			<0.0034	U		0.00071	J		<0.0057	U										
		VMP-7-5-111910	11/19/2010	0.0036	J		<0.0067	U		<0.0058	U		<0.0058	U		0.14			<0.003	U		<0.0052	U		<0.0052	U										
		VMP-7-5-020711	2/7/2011	0.0039	J		0.0018	J		<0.0063	U		<0.0063	U		0.084			<0.0033	U		0.00082	J		<0.0056	U										
		VMP-7-5-040711	4/7/2011	0.0032	J		<0.01	U		<0.0089	U		<0.0089	U		0.01			<0.0046	U		<0.0079	U		<0.0079	U										
		VMP-7-5-080211	8/2/2011	<0.97	U		<1	U		<0.89	U		<0.89	U		710			<0.46	U		<0.78	U		<0.78	U										
		VMP-7-5-111011	11/10/2011	<0.0046	U		<0.0048	U		<0.0042	J	U	<0.0042	U		<0.004	U		<0.0022	U		<0.0037	J	U	<0.0037	U										
		VMP-7-5-111011-DUP	11/10/2011	<0.0043	U		<0.0045	U		0.0008	J		<0.004	U		<0.0038	U		<0.002	U		0.0011	J		<0.0035	U										
		VMP-7-5-013112	1/31/2012	<0.0047	U		<0.0049	U		<0.0043	U		<0.0043	J	U	0.00086	J		<0.0022	U		0.0032	J		0.001	J										
		VMP-7-5-041212	4/12/2012	<0.0051	U		0.0014	J		0.0022	J		<0.0047	J	U	0.0048			<0.0024	U		0.0097			0.0028	J										
		VMP-7-5-073112	7/31/2012	<0.013	U		<0.014	U		0.0017	J		<0.012	U		3			<0.0063	U		0.0098	J		0.0031	J										
		VMP-7-5-101012	10/10/2012	<0.008	U		0.0014	J		<0.0073	U		<0.0073	U		0.0033	J		<0.0038	U		<0.0064	U		<0.0064	U										
	13.5 ft	VMP-7-13.5-082610	8/26/2010	<0.16	U		<0.16	U		<0.14	U		<0.14	U		240	E	J	<0.074	U		<0.12	U		<0.12	U										
		VMP-7-13.5-111910	11/19/2010	1.9		J	<1.1	U		<0.99	U		<0.99	U		450			<0.52	U		<0.87	U		<0.87	U										
		VMP-7-13.5-020711	2/7/2011	0.0023	J		<0.0069	U		<0.0061	U		<0.0061	U		0.034			<0.0032	U		<0.0054	U		<0.0054	U										
		VMP-7-13.5-040711	4/7/2011	0.0038	J		<0.012	U		<0.011	U		<0.011	U		0.017			<0.0055	U		<0.0094	U		<0.0094	U										
		VMP-7-13.5-080311	8/3/2011	<1.3	U		<1.4	U		<1.2	U		<1.2	U		610			<0.62	U		<1	U		<1	U										
		VMP-7-13.5-111011	11/10/2011	<0.0042	U		<0.0044	U		0.0052			0.0011	J		2.9			<0.002	U		0.0058			0.00072	J										
		VMP-7-13.5-013112	1/31/2012	<0.06	U		<0.063	U		<0.22	U		<0.055	U		33		J	<0.029	U		<0.049	U		<0.049	U										
		VMP-7-13.5-013112-DUP	1/31/2012	<0.062	U		<0.064	U		<0.22	U		<0.056	U		32		J	<0.029	U		<0.05	U		<0.05	U										
		VMP-7-13.5-041212	4/12/2012	<0.0049	U		0.0013	J		0.0018	J		<0.0045	U		0.029			<0.0023	U		0.0058			0.0018	J										
		VMP-7-13.5-041212-DUP	4/12/2012	<0.0052	U		0.0011	J		0.0016	J		<0.0047	U		0.015			<0.0025	U		0.0058			0.002	J										
		VMP-7-13.5-072012	7/20/2012	<0.005	U		0.0013	J		0.0028	J		<0.0046	U		0.0018	J		<0.0024	U		0.0074			0.0019	J										
		VMP-7-13.5-101012	10/10/2012	<0.0074	U		0.0014	J		<0.0068	U		<0.0068	U		0.011			<0.0035	U		<0.006	U		<0.006	U										
		VMP-7-13.5-021313	2/13/2013	<0.0074	U		0.0013	J		<0.0068	U		<0.0068	U		0.0007	J		<0.0035	U		<0.006	U		<0.006	U										
	29.5 ft	VMP-7-29.5-083110	8/31/2010	<2.2	U		<2.3	U		<2	U		<2	U		1300		J	<1	U		1.6	J	J	<1.8	U										
		VMP-7-29.5-111910	11/19/2010	<3.3	U		<3.5	U		<3	U		<3	U		1100		J	<1.6	U		0.91	J	J	<2.7	U										
		VMP-7-29.5-020711	2/7/2011	<3.5	U		<3.6	U		<3.2	U		<3.2	U		1100			<1.6	U		1.8	J		<2.8	U										
		VMP-7-29.5-040711	4/7/2011	<0.84	U		<0.88	U		<0.77	U		<0.77	U		550		J	<0.4	U		0.77		J	<0.68	U										
		VMP-7-29.5-080311	8/3/2011	<2	U		<2.1	U		<1.8	U		<1.8	U		950			<0.94	U		0.36	J		<1.6	U										
		VMP-7-29.5-111111	11/11/2011	<3.9	U		<4.1	U		4.1			1.4	J		720			<1.8	U		12			2.7	J										
		VMP-7-29.5-020112	2/1/2012	<0.78	U		<0.82	U		<2.9	U	UJ	<0.72	U		560		J	<0.37	U		<0.63	U		<0.63	U										
		VMP-7-29.5-041312	4/13/2012	<0.0049	U		0.0011	J		0.0072			0.0018	J		0.71			<0.0023	U		0.0073			0.0038	J										
		VMP-7-29.5-072012	7/20/2012	<0.005	U		0.0012	J		0.0032	J		<0.0046	U		0.031			<0.0024	U		0.0073			0.0026	J										
		VMP-7-29.5-072012-Dup	7/20/2012	<0.005	U		0.0013	J		0.0035	J		0.00098	J		0.029			<0.0024	U		0.0081			0.0033	J										
		VMP-7-29.5-101012	10/10/2012	<0.0078	U		0.0014	J		<0.0071	U		<0.0071	U		0.013			<0.0037	U		<0.0063	U		<0.0063	U										
	38 ft	VMP-7-38-020711	2/7/2011	<4.6	U		<4.9	U		<4.2	U		<4.2	U		920			<2.2	U		1.1	J		<3.8	U										
		VMP-7-38-040711	4/7/2011	<1.2	U		<1.2	U		<1.1	U		<1.1	U		720		J	<0.56	U		0.42	J	J	<0.96	U										
		VMP-7-38-020112	2/1/2012	<1.1	U		<1.2	U		<4.1	U	UJ	<1	U		630		J	<0.54	U		<0.91	U		<0.91	U										
		VMP-7-38-042512	4/25/2012	<0.0049	U		0.0012	J		<0.0045	J	U	<0.0045	J	U	0.32		J	<0.0023	U		0.01			0.0032	J										
		VMP-7-38-042512-Dup	4/25/2012	<0.0049	J	U	0.0015	J		<0.0045	J	U	<0.0045	J	U	0.23		J	<0.0023	U		0.009			0.0031	J										
		VMP-7-38-101112	10/11/2012	<0.0072	U		0.0011	J		<0.0066	U		<0.0066	U		0.011			<0.0034	U		<0.0058	U		<0.0058	U										
VMP-8	5 ft	VMP-8-5-083010	8/30/2010	0.0027	J		0.0013	J		0.0015	J		<0.0066	U		0.011			<0.0034	U		0.0014	J		<0.0058	U										
		VMP-8-5-111810	11/17/2010	<0.0063	J	U	0.0013	J		<0.0057	J	U	<0.0057	U		0.00032	J		<0.003	U		<0.005	J	U	<0.005	U										
		VMP-8-5-021011	2/10/2011	<0.0066	U		<0.0069	U		<0.0061	U		<0.0061	U		0.027			<0.0032	U		<0.0054	U		<0.0054	U										
		VMP-8-5-040711	4/7/2011	0.003	J		0.0011	J		<0.0068	U		<0.0068	U		0.003	J		<0.0035	U		0.0018	J		<0.006	U										
		VMP-8-5-072711	7/27/2011	<0.008	U		<0.0083	U		0.004	J		0.0013	J		0.011			<0.0038	U		0.0064			0.002	J										
		VMP-8-5-110311	11/3/2011	<0.0046	U		0.0012	J		0.00078	J		<0.0042	U		0.0024	J		<0.0022	U		0.0076			0.0015	J										
		VMP-8-5-012312	1/23/2012	<0.0057	U		0.0014	J		<0.0052	U		<0.0052	U		0.006			<0.0027	U		0.0013	J		<0.0046	U										
		VMP-8-5-041012	4/10/2012	0.0012	J		<0.0054	U		0.0015	J		<0.0047	U		0.045			<0.0024	U		0.0026	J		0.00069	J										
		VMP-8-5-071312	7/13/2012	<0.0043	U		<0.0045	U		<0.004	J	U	<0.004	U		<0.0038	U		<0.002	U		<0.0035	J	U	<0.0035	U										
		VMP-8-5-073112	7/31/2012	<0.0055	U		0.0011	J		0.0019	J		<0.0051	U		0.11			<0.0026	U		0.012			0.0034	J										
		VMP-8-5-100412	10/4/2012	<0.0074	U		<0.0078	U		<0.0068	J	U	<0.0068	U		<0.0064	J	U	<0.0035	U		<0.006	U		<0.006	U										
		VMP-8-5-100412-Dup	10/4/2012	<0.0071	U		<0.0074	U		<0.0065	U		<0.0065	U		<0.0062	U		<0.0034	U		<0.0057	U		<0.0057	U										
		VMP-8-5-012413	1/24/2013	<0.0072	U		0.0014	J		<0.0066	U		<0.0066	U		0.001	J		<0.0034	U		<0.0058	U		<0.0058	U										
	9.5 ft	VMP-8-9.5	11/10/2009	<0.006	U		<0.006	U		<0.005	U		<0.005	U		<0.005	U		<0.002	U		<0.004	U		<0.004	U										
		VMP-8-9.5-083010	8/30/2010	0.0027	J		0.0014	J		0.00098	J		<0.0059	U		0.0024	J		<0.0031	U		0.0013	J		<0.0052	U										
		VMP-8-9.5-083010-DUP	8/30/2010	0.0019	J		0.0017	J		0.00079	J		<0.0061	U		0.0016	J		<0.0032	U		<0.0054	U		<0.0054	U										
		VMP-8-9.5-111810	11/17/2010	<0.0065	J	U	0.0011	J		<0.0059	U		<0.0059	U		0.0034	J		<0.0031	U		<0.0052	U		<0.0052	U										
		VMP-8-9.5-021011	2/10/2011	<0.0068	U		0.0013	J		<0.0062	U		<0.0062	U		0.0077			<0.0032	U		<0.0055	U		<0.0055	U										
		VMP-8-9.5-040711	4/7/2011	0.0036	J		<0.0078	U		<0.0068	U		<0.0068	U		0.0028	J		<0.0035	U		0.00063	J		<0.006	U										
		VMP-8-9.5-072711	7/27/2011	<0.0057	U		0.0014	J		0.0035	J		0.0011	J		0.0083			<0.0027	U		0.0079			0.0024	J										
		VMP-8-9.5-110311	11/3/2011	<0.0045	U		0.0012	J		0.0025	J		0.00057	J		0.0022	J		<0.0021	U		0.012			0.0027	J										
		VMP-8-9.5-012312	1/23/2012	0.027			0.0012	J		<0.005	U		<0.005	U		0.0069		J	<0.0026	U		0.0032	J		0.001	J										
		VMP-8-9.5-041012	4/10/2012	0.0014	J		<0.0054	U		<0.0047	U		<0.0047	U		0.056			<0.0024	U		0.00097	J		<0.0041	U										
		VMP-8-9.5-071312	7/13/2012	<0.005	U		0.0013	J		<0.0046	U		<0.0046	U		<0.0044	U		<0.0024	U		<0.0041	U		<0.0041	U										
		VMP-8-9.5-071312-Dup	7/13/2012	<0.0048	U		0.00099	J		<0.0044	U		<0.0044	U		<0.0042	U		<0.0023	U		<0.0039	U		<0.0039	U										
		VMP-8-9.5-100412	10/4/2012	<0.0081	U		0.0015	J		<0.0074	J	U	<0.0074	U		0.075			<0.0039	U		0.0042	J		<0.0066	U										
		VMP-8-9.5-012413	1/24/2013	<0.0068	U		0.0015	J		<0.0062	U		<0.0062	U		0.0017	J		<0.0032	U		<0.0055	U		<0.0055	U										
		VMP-8-9.5-012413-Dup	1/24/2013	<0.0072	U		0.0012	J		<0.0066	U		<0.0066	U		0.00094	J		<0.0034	U		<0.0058	U		<0.0058	U										
	23.5 ft	VMP-8-23.5-083010	8/30/2010	0.002	J		0.0017	J		<0.0065	U		<0.0065	U		0.0073			<0.0034	U		<0.0057	U		<0.0057	U										
		VMP-8-23.5-111910	11/19/2010	0.0064	J		<0.0071	U		<0.0062	U		<0.0062	U		0.0061			<0.0032	U		0.001	J		<0.0055	U										
		VMP-8-23.5-021011	2/10/2011	<0.0072	U		0.0013	J		<0.0066	U		<0.0066	U		0.018			<0.0034	U		<0.0058	U		<0.0058	U										
		VMP-8-23.5-040711	4/7/2011	0.003	J		0.00098	J		<0.0062	U		<0.0062	U		0.0023	J		<0.0032	U		0.0012	J		<0.0055	U										
		VMP-8-23.5-040711-DUP	4/7/2011	0.006	J		<0.011	U		<0.0098	U		<0.0098	U		0.0018	J		<0.0051	U		0.001	J		<0.0087	U										
		VMP-8-23.5-081011	8/10/2011	<0.0071	U		0.0014	J		0.0024	J		<0.0065	J	U	0.031			<0.0034	U		0.0055	J		0.0016	J										
		VMP-8-23.5-110611	11/6/2011	<0.0051	U		0.0012	J		<0.0047	U		<0.0047	U		0.001	J		<0.0024	U		0.0026	J		0.00092	J										
		VMP-8-23.5-012312	1/23/2012	<0.0057	U		0.0014	J		<0.0052	U		<0.0052	U		0.0037	J		<0.0027	U		0.0033	J		0.00092	J										
		VMP-8-23.5-041012	4/10/2012	<0.005	U		<0.0052	U		0.00075	J		<0.0046	U		0.066			<0.0024	U		0.0011	J		<0.0041	U										
		VMP-8-23.5-071312	7/13/2012	<0.0055	U		0.0012	J		<0.0051	U		<0.0051	U		<0.0048	U		<0.0026	U		<0.0045	U		<0.0045	U										
		VMP-8-23.5-100412	10/4/2012	<0.0078	U		0.0014	J		<0.0071	U		<0.0071	U		0.069			<0.0037	U		<0.0063	U		<0.0063	U										
		VMP-8-23.5-012413	1/24/2013	<0.0078	U		0.0018	J		<0.0071	U		<0.0071	U		<0.0068	U		<0.0037	U		<0.0063	U		<0.0063	U										

SEE LAST PAGE OF TABLE FOR NOTES

TABLE 5
CUMULATIVE SUMMARY OF SOIL VAPOR ANALYTICAL DETECTIONS AND SCREENING RESULTS: VILLAGE - VOCS

Location	Depth	Sample ID	Sample Date	Trichloroethene			Trichlorofluoromethane			1,2,4-Trimethylbenzene			1,3,5-Trimethylbenzene			2,2,4-Trimethylpentane			Vinyl chloride			m,p-Xylene			o-Xylenes			[3]Butane, 2,2-dimethyl-			[3]Butane, 2,3-dimethyl-			[3]Cyclobutane, ethyl-		
				1.5			860												0.29			130			120											
				Result (mg/m^3)	Lab Quals	URS Quals	Result (mg/m^3)	Lab Quals	URS Quals	Result (mg/m^3)	Lab Quals	URS Quals	Result (mg/m^3)	Lab Quals	URS Quals	Result (mg/m^3)	Lab Quals	URS Quals	Result (mg/m^3)	Lab Quals	URS Quals	Result (mg/m^3)	Lab Quals	URS Quals	Result (mg/m^3)	Lab Quals	URS Quals	Result (ppbV)	Lab Quals	URS Quals	Result (ppbV)	Lab Quals	URS Quals	Result (ppbV)	Lab Quals	URS Quals
VMP-9	5 ft	VMP-9-5-082610	8/26/2010	<0.0061	U		<0.0064	U		<0.0056	U		<0.0056	U		0.029			<0.0029	U		0.0013	J		<0.005	U										
		VMP-9-5-111910	11/19/2010	0.0037	J		<0.0067	U		<0.0058	U		<0.0058	U		0.0075			<0.003	U		<0.0052	U		<0.0052	U										
		VMP-9-5-020811	2/8/2011	0.0014	J		0.0011	J		<0.0054	U		<0.0054	U		0.002	J		<0.0028	U		<0.0048	U		<0.0048	U										
		VMP-9-5-040611	4/6/2011	0.0077	J		<0.017	U		<0.015	U		<0.015	U		0.022			<0.0077	U		<0.013	U		<0.013	U										
		VMP-9-5-080211	8/2/2011	<0.32	U		<0.33	U		<0.29	U		<0.29	U		150			<0.15	U		<0.26	U		<0.26	U										
		VMP-9-5-110411	11/4/2011	<0.0047	U		<0.0049	U		0.0016	J		<0.0043	J	U	0.38			<0.0022	U		<0.0038	J	U	<0.0038	U										
		VMP-9-5-012612	1/26/2012	0.0017	J		0.00055	J		<0.0037	U		<0.0037	U		1.1			<0.0019	U		0.0018	J		0.00064	J										
		VMP-9-5-041112	4/11/2012	<0.0048	U		<0.005	U		0.0012	J		<0.0044	U		0.087			<0.0023	U		0.0025	J		<0.0039	U										
		VMP-9-5-071312	7/13/2012	<0.0051	U		0.0013	J		<0.0047	U		<0.0047	U		0.0031	J		<0.0024	U		0.0062			<0.0041	J	U										
		VMP-9-5-101012	10/10/2012	<0.0078	U		0.0014	J		<0.0071	U		<0.0071	U		0.016			<0.0037	U		<0.0063	U		<0.0063	U										
		[4]VMP-9-5-012513	1/25/2013	<0.0076	U	UJ	0.0016	J	J	<0.0069	U	UJ	<0.0069	U	UJ	0.0011	J	J	<0.0036	U	UJ	<0.0061	U	UJ	<0.0061	U	UJ										
		VMP-9-5-021513	2/15/2013	<0.0074	U		0.0014	J		0.014	J	J	<0.0068	U		0.21			<0.0035	U		0.0015	J		<0.006	U										
	11.5 ft	VMP-9-11.5-082610	8/26/2010	<0.14	U		<0.14	U		<0.13	U		<0.13	U		98			<0.066	U		<0.11	U		<0.11	U										
		VMP-9-11.5-111910	11/19/2010	0.37	J		<0.42	U		<0.37	U		<0.37	U		150			<0.19	U		<0.32	U		<0.32	U										
		VMP-9-11.5-020911	2/9/2011	<0.0072	U		<0.0076	U		<0.0066	U		<0.0066	U		0.0073			<0.0034	U		<0.0058	U		<0.0058	U										
		VMP-9-11.5-020911-DUP	2/9/2011	<0.0056	U		<0.0059	U		<0.0051	U		<0.0051	U		0.0074			<0.0027	U		<0.0045	U		<0.0045	U										
		VMP-9-11.5-040611	4/6/2011	0.011	J		<0.022	U		<0.019	U		<0.019	U		0.0075	J		<0.01	U		<0.017	U		<0.017	U										
		VMP-9-11.5-080211	8/2/2011	<0.47	U		<0.49	U		<0.43	U		<0.43	U		310			<0.22	U		<0.38	U		<0.38	U										
		VMP-9-11.5-110411	11/4/2011	<0.0047	U		<0.0049	U		0.0018	J		<0.0043	J	U	0.031			<0.0022	U		<0.0038	J	U	<0.0038	U										
		VMP-9-11.5-012612	1/26/2012	0.0071			<0.0044	U		<0.0038	U		<0.0038	U		0.11			<0.002	U		0.0018	J		0.00068	J										
		VMP-9-11.5-041112	4/11/2012	0.0016	J		0.0017	J		<0.0045	U		<0.0045	U		0.075			<0.0023	U		0.0014	J		0.00055	J										
		VMP-9-11.5-071312	7/13/2012	<0.0055	U		0.0012	J		0.0033	J		<0.0051	J	U	<0.0048	U		<0.0026	U		0.011			0.0037	J										
		VMP-9-11.5-101012	10/10/2012	<0.0074	U		0.0016	J		<0.0068	U		<0.0068	U		0.034			<0.0035	U		0.0016	J		<0.006	U										
		VMP-9-11.5-012513	1/25/2013	<0.0063	U		0.0017	J		<0.0057	U		<0.0057	U		0.0054			<0.003	U		<0.005	U		<0.005	U										
		VMP-9-11.5-012513-DUP	1/25/2013	<0.0068	U		0.0015	J		<0.0062	U		<0.0062	U		0.0083			<0.0032	U		0.0018	J		<0.0055	J	U										
	25.5 ft	VMP-9-25.5-082610	8/26/2010	<1.1	U		<1.1	U		0.19	J		<0.99	U		650			<0.52	U		<0.87	U		<0.87	U										
		VMP-9-25.5-082610-DUP	8/26/2010	<1.2	U		<1.2	U		0.17	J		<1.1	U		660			<0.55	U		<0.94	U		<0.94	U										
		VMP-9-25.5-111910	11/19/2010	<1.2	U		<1.3	U		<1.1	U		<1.1	U		550			<0.59	U		<1	U		<1	U										
		VMP-9-25.5-020911	2/9/2011	<0.68	U		<0.71	U		0.12	J		<0.62	U		190			<0.32	U		<0.55	U		<0.55	U										
		VMP-9-25.5-040811	4/8/2011	<0.34	U		<0.36	U		0.056	J		<0.31	U		98			<0.16	U		0.075	J		<0.28	U										
		VMP-9-25.5-080211	8/2/2011	<0.76	U		<0.79	U		<0.69	U		<0.69	U		440		J	<0.36	U		<0.61	U		<0.61	U										
		VMP-9-25.5-110711	11/7/2011	0.32	J		<0.7	U		<0.61	U		<0.61	U		120			<0.32	U		<0.54	U		<0.54	U										
		VMP-9-25.5-110711-DUP	11/7/2011	0.33	J		0.12	J		<0.53	U		<0.53	U		120			<0.27	U		<0.47	U		<0.47	U										
		VMP-9-25.5-012612	1/26/2012	<0.17	U		<0.18	U		<0.63	U		<0.16	U		76		J	<0.082	U		<0.14	U		<0.14	U										
		VMP-9-25.5-041112	4/11/2012	<0.0049	U		<0.0051	U		0.0013	J		0.0006	J		0.046			<0.0023	U		0.0035	J		0.0006	J										
		VMP-9-25.5-071312	7/13/2012	<0.0053	U		0.0015	J		<0.0048	J	U	<0.0048	J	U	<0.0046	J	U	<0.0025	U		0.018			0.0064											
		VMP-9-25.5-071312-Dup	7/13/2012	<0.0051	U		0.0016	J		<0.0047	J	U	<0.0047	J	U	<0.0045	J	U	<0.0024	U		0.017			0.006											
		VMP-9-25.5-101012	10/10/2012	<0.0071	U		0.0015	J		<0.0065	U		<0.0065	U		0.0081			<0.0034	U		<0.0057	U		<0.0057	U										
		VMP-9-25.5-013013	1/30/2013	<0.0076	U		0.0016	J		<0.0069	U		<0.0069	U		0.0038	J		<0.0036	U		<0.0061	U		<0.0061	U										
	38.5 ft	VMP-9-38.5-020911	2/9/2011	<1.1	U		<1.2	U		<1	U		<1	U		380			<0.53	U		<0.91	U		<0.91	U										
		VMP-9-38.5-040811	4/8/2011	<1.5	U		<1.6	U		<1.4	U		<1.4	U		250			<0.71	U		<1.2	U		<1.2	U										
		VMP-9-38.5-012612	1/26/2012	<0.22	U		<0.24	U		<0.82	U		<0.21	U		120		J	<0.11	U		0.019	J	J	<0.18	U										
		VMP-9-38.5-041112	4/11/2012	0.0017	J		<0.0045	U		<0.004	U		<0.004	U		0.1			<0.002	U		0.0017	J		0.00046	J										
		VMP-9-38.5-071312	7/13/2012	<0.0057	J	U	0.0014	J		0.0035	J		<0.0052	J	U	<0.005	J	U	<0.0027	U		0.014			0.005											
		VMP-9-38.5-101012	10/10/2012	<0.021	U		<0.022	U		<0.019	U		<0.019	U		4.8			<0.01	U		<0.017	U		<0.017	U										
		VMP-9-38.5-013013	1/30/2013	<0.0076	U		0.0016	J		<0.0069	U		<0.0069	U		0.0051	J		<0.0036	U		<0.0061	U		<0.0061	U										
VMP-18	8.5 ft	VMP-18-8.5	6/18/2010	<0.007	U		0.0012	J		<0.007	U		<0.007	U		0.0084			<0.003	U		0.0013	J		<0.006	U										
		VMP-18-8.5-090710	9/7/2010	<0.0069	J	U	0.0024	J		<0.0063	J	U	<0.0063	U		0.06			<0.0033	U		0.00095	J		<0.0056	U										
		VMP-18-8.5-111910	11/19/2010	0.0022	J		<0.0061	U		<0.0053	U		<0.0053	U		0.093			<0.0028	U		<0.0047	U		<0.0047	U										
		VMP-18-8.5-020711	2/7/2011	0.0026	J		0.0011	J		0.0042	J		0.0019	J		0.1		J	<0.003	U		0.023		J	0.0083										
		VMP-18-8.5-020711-DUP	2/7/2011	0.0019	J		0.0011	J		0.0023	J		<0.0056	U		0.032		J	<0.0029	U		0.0053		J	0.0023	J										
		VMP-18-8.5-040711	4/7/2011	0.0032	J		0.001	J		<0.0063	J	U	<0.0063	U		0.022			<0.0033	U		<0.0056	J	U	<0.0056	U										
		VMP-18-8.5-072811	7/28/2011	<0.0074	U		<0.0078	U		0.0063	J		<0.0068	J	U	0.0051	J		<0.0035	U		0.007			0.0022	J										
		VMP-18-8.5-110711	11/7/2011	<0.0048	U		0.00097	J		<0.0044	J	U	<0.0044	U		<0.0042	U		<0.0023	U		<0.0039	J	U	0.00071	J										
		VMP-18-8.5-012312	1/23/2012	<0.0052	U		0.00098	J		<0.0048	U		<0.0048	U		0.0016	J		<0.0025	U		0.0014	J		<0.0042	U										
		VMP-18-8.5-041012	4/10/2012	0.0012	J		<0.0056	U		0.0036	J		<0.0049	J	U	0.061			<0.0026	U		0.019			0.0053											
		VMP-18-8.5-071212	7/12/2012	<0.0053	U		0.001	J		0.0041	J		<0.0048	U		0.005			<0.0025	U		0.008			0.0025	J										
		VMP-18-8.5-100912	10/9/2012	<0.0071	U		0.0013	J		<0.0065	U		<0.0065	U		0.021			<0.0034	U		<0.0057	J	U	<0.0057	U										
		VMP-18-8.5-012313	1/23/2013	<0.0078	U		<0.0081	U		<0.0071	U		<0.0071	U		0.013			<0.0037	U		<0.0063	U		<0.0063	U										
VMP-19	5 ft	VMP-19-5	6/18/2010	<0.007	U		0.00091	J		<0.006	U		<0.006	U		0.013			<0.003	U		<0.005	U		<0.005	U										
		VMP-19-5-090110	9/1/2010	<0.0069	U		0.0013	J		<0.0063	J	U	<0.0063	U		0.22	J	J	<0.0033	U		0.014		J	0.0047	J	J										
		VMP-19-5-111510	11/15/2010	0.0024	J		0.0011	J		<0.0068	U		<0.0068	U		0.0054	J		<0.0035	U		<0.006	J	U	<0.006	U										
		VMP-19-5-020411	2/4/2011	0.0032	J		0.001	J		<0.0059	U		<0.0059	U		0.046			<0.0031	U		0.00044	J		<0.0052	U										
		VMP-19-5-040711	4/7/2011	0.0034	J		0.00094	J		<0.0066	U		<0.0066	U		0.054			<0.0034	U		0.0015	J		<0.0059	U										
		VMP-19-5-080911	8/9/2011	<0.008	J	U	<0.0083	J	U	<0.0073	J	U	<0.0073	J	U	0.1		J	<0.0038	U		0.011			<0.0064	J	U										
		VMP-19-5-080911-DUP	8/9/2011	<0.0076	U		<0.0079	J	U	<0.0069	J	U	<0.0069	J	U	0.078		J	<0.0036	U		0.011			<0.0061	J	U										
		VMP-19-5-110811	11/8/2011	<0.0053	U		<0.0055	U		<0.0048	J	U	<0.0048	U		0.0038	J		<0.0025	U		<0.0042	J	U	<0.0042	U										
		VMP-19-5-012612	1/26/2012	<0.0046	U		<0.0048	U		<0.0042	U		<0.0042	U		0.00079	J		<0.0022	U		0.0079			0.0017	J										
		VMP-19-5-041012	4/10/2012	0.0018	J		<0.0055	U		<0.0048	J	U	<0.0048	J	U	0.026			0.00042	J		0.0097			0.0025	J										
		VMP-19-5-071112	7/11/2012	<0.006	U		0.0011	J		0.0055			<0.0055	J	U	<0.0052	U		<0.0028	U		0.0096			0.003	J										
		VMP-19-5-100912	10/9/2012	<0.008	U		<0.0083	U		<0.0073	U		<0.0073	U		0.016			<0.0038	U		<0.0064	U		<0.0064	U										
		VMP-19-5-013113	1/31/2013	<0.0069	U		0.0012	J		0.14			0.057			0.02			<0.0033	U		0.11			0.017											

SEE LAST PAGE OF TABLE FOR NOTES

TABLE 5
CUMULATIVE SUMMARY OF SOIL VAPOR ANALYTICAL DETECTIONS AND SCREENING RESULTS: VILLAGE - VOCS

Location	Depth	Sample ID	Sample Date	Trichloroethene			Trichlorofluoromethane			1,2,4-Trimethylbenzene			1,3,5-Trimethylbenzene			2,2,4-Trimethylpentane			Vinyl chloride			m,p-Xylene			o-Xylenes			^{3}Butane, 2,2-dimethyl-			^{3}Butane, 2,3-dimethyl-			^{3}Cyclobutane, ethyl-		
				1.5			860												0.29			130			120											
				Result (mg/m^3)	Lab Quals	URS Quals	Result (mg/m^3)	Lab Quals	URS Quals	Result (mg/m^3)	Lab Quals	URS Quals	Result (mg/m^3)	Lab Quals	URS Quals	Result (mg/m^3)	Lab Quals	URS Quals	Result (mg/m^3)	Lab Quals	URS Quals	Result (mg/m^3)	Lab Quals	URS Quals	Result (mg/m^3)	Lab Quals	URS Quals	Result (ppbV)	Lab Quals	URS Quals	Result (ppbV)	Lab Quals	URS Quals	Result (ppbV)	Lab Quals	URS Quals
VMP-20	5 ft	VMP-20-5-031411	3/14/2011	<0.0065	U		0.0015	J		0.0039	J		0.001	J		1.4			<0.0031	U		<0.0031	U		0.023			0.0066										
		VMP-20-5-041511	4/15/2011	<0.071	U		<0.075	U		<0.065	U		<0.065	U		4			<0.034	U		<0.058	U		<0.058	U		<0.058	U									
		VMP-20-5-072511	7/25/2011	<0.0076	U		0.0017	J		<0.0069	J	U	<0.0069	U		0.0043	J		<0.0036	U		<0.0061	J	U	<0.0061	U											
		VMP-20-5-110111	11/1/2011	<0.0043	U		0.0031	J		<0.004	J	U	<0.004	U		0.0017	J		<0.002	U		0.0078			0.0016	J											
		VMP-20-5-012312	1/23/2012	<0.021	U		0.017	J		<0.019	U		<0.019	U		2.2			<0.0099	U		0.0084	J		<0.017	U											
		VMP-20-5-041012	4/10/2012	<0.0047	U		0.0029	J		<0.0043	U		<0.0043	U		0.051			<0.0022	U		0.003	J		0.00064	J											
		VMP-20-5-071112	7/11/2012	<0.0063	U		0.004	J		<0.0057	J	U	<0.0057	U		<0.0054	U		<0.003	U		<0.005	U		<0.005	U											
		VMP-20-5-073112	7/31/2012	<0.0053	U		0.017			0.0021	J		<0.0048	U		0.0096			<0.0025	U		0.0077			0.0022	J											
		VMP-20-5-100412	10/4/2012	<0.0078	U		0.0021	J		<0.0071	U		<0.0071	U		0.0031	J		<0.0037	U		<0.0063	U		<0.0063	U											
		VMP-20-5-020713	2/7/2013	<0.0066	U		0.012			0.06			0.0088			0.12			<0.0032	U		0.0042	J		<0.0054	U											
	10 ft	VMP-20-10-031411	3/14/2011	<0.0065	U		0.0011	J		0.0046	J		0.0024	J		0.23			<0.0031	U		0.016			0.006											
		VMP-20-10-041511	4/15/2011	<0.065	U		<0.068	U		<0.059	U		<0.059	U		1.1			<0.031	U		<0.052	U		<0.052	U											
		VMP-20-10-072511	7/25/2011	<0.0069	U		<0.0072	U		0.0025	J		<0.0063	U		<0.006	U		<0.0033	U		0.0038	J		<0.0056	U											
		VMP-20-10-110111	11/1/2011	<0.0046	U		0.0069			<0.0042	U		<0.0042	U		<0.004	U		<0.0022	U		<0.0037	J	U	<0.0037	U											
		VMP-20-10-012312	1/23/2012	<0.0048	U		0.032			<0.0044	U		<0.0044	U		0.02			<0.0023	U		0.0032	J		0.00075	J											
		VMP-20-10-041012	4/10/2012	<0.0046	U		0.025			0.0011	J		<0.0042	U		0.094			<0.0022	U		0.004			0.0012	J											
		VMP-20-10-071112	7/11/2012	<0.0053	U		0.018			<0.0048	U		<0.0048	U		<0.0046	U		<0.0025	U		<0.0042	J	U	<0.0042	U											
		VMP-20-10-100412	10/4/2012	<0.0072	U		0.0048	J		<0.0066	U		<0.0066	U		<0.0063	J	U	<0.0034	U		<0.0058	U		<0.0058	U											
		VMP-20-10-012213	1/22/2013	<0.0066	U		0.0033	J		<0.0061	U		<0.0061	U		0.0049	J		<0.0032	U		<0.0054	U		<0.0054	U											
	25 ft	VMP-20-25-031411	3/14/2011	<0.0064	U		<0.0067	U		<0.0059	U		<0.0059	U		0.16			<0.003	U		0.0011	J		0.00095	J											
		VMP-20-25-041511	4/15/2011	<0.074	U		<0.078	U		<0.068	U		<0.068	U		1			<0.035	U		<0.06	U		<0.06	U											
		VMP-20-25-072611	7/26/2011	<0.49	U		<0.52	U		<0.45	U		<0.45	U		340			<0.24	U		<0.4	U		<0.4	U											
		VMP-20-25-110511	11/5/2011	<0.0045	U		0.016			0.0013	J		<0.0041	U		0.11			<0.0021	U		0.0023	J		0.00094	J											
		VMP-20-25-012312	1/23/2012	<0.005	U		0.074			<0.0046	U		<0.0046	U		0.0029	J		<0.0024	U		0.0014	J		<0.0041	U											
		VMP-20-25-041012	4/10/2012	<0.0047	U		0.086			0.00082	J		<0.0043	U		0.011			<0.0022	U		0.0053			0.0015	J											
		VMP-20-25-041012-Dup	4/10/2012	<0.0048	U		0.094			0.0012	J		<0.0043	U		0.00099	J		<0.0023	U		0.0044			0.0016	J											
		VMP-20-25-071112	7/11/2012	<0.0054	U		0.08			<0.0049	J	U	<0.0049	U		<0.0047	U		<0.0026	U		<0.0044	J	U	<0.0044	U											
		VMP-20-25-100412	10/4/2012	<0.008	U		0.051			<0.0073	U		<0.0073	U		<0.0069	J	U	<0.0038	U		<0.0064	U		<0.0064	U											
		VMP-20-25-012213	1/22/2013	<0.0066	U		0.047			<0.0061	U		<0.0061	U		<0.0058	U		<0.0032	U		<0.0054	U		<0.0054	U											
	39.5 ft	VMP-20-39.5-100412	10/4/2012	<1.9	U		<2	U		<1.8	U		<1.8	U		410			<0.92	U		0.46	J		<1.6	U											
		VMP-20-39.5-012313	1/23/2013	<1.1	U		<1.2	U		<1	U		<1	U		560			<0.53	U		<0.9	U		<0.9	U											
VMP-21	5 ft	VMP-21-5-020911	2/9/2011	<2.5	U		<2.6	U		<2.3	U		<2.3	U		830			<1.2	U		<2	U		<2	U											
		VMP-21-5-020911-DUP	2/9/2011	<4.3	U		<4.5	U		<3.9	U		<3.9	U		660			<2	U		<3.4	U		<3.4	U											
		VMP-21-5-041311	4/13/2011	<0.0071	U		0.0012	J		0.0014	J		<0.0065	U		1.6			<0.0034	U		0.0035	J		<0.0057	U											
		VMP-21-5-072511	7/25/2011	<0.0074	U		0.0013	J		<0.0068	J	U	<0.0068	U		0.0035	J		<0.0035	U		0.0045	J		0.0014	J											
		VMP-21-5-110111	11/1/2011	<0.0061	U		<0.0064	U		0.13			0.033			0.016			<0.0029	U		0.044			0.018											
		VMP-21-5-012312	1/23/2012	0.0043	J		0.0011	J		<0.0048	U		<0.0048	U		0.0015	J		<0.0025	U		0.0017	J		0.00063	J											
		VMP-21-5-012312-DUP	1/23/2012	0.0022	J		0.0011	J		<0.0044	U		<0.0044	U		0.0018	J		<0.0023	U		0.0019	J		0.0006	J											
		VMP-21-5-042412	4/24/2012	<0.0098	U		<0.01	U		<0.009	U		<0.009	U		1.3			<0.0047	U		0.0048	J		0.0027	J											
		VMP-21-5-071012	7/10/2012	<0.0057	U		0.0016	J		0.048			0.018			<0.005	U		<0.0027	U		0.12			0.022											
		VMP-21-5-100412	10/4/2012	<0.0084	U		<0.0087	U		<0.0076	U		<0.0076	U		0.0052	J		<0.004	U		0.0029	J		<0.0068	U											
		VMP-21-5-020613	2/6/2013	<0.0076	U		0.0014	J		<0.0069	U		<0.0069	U		0.0012	J		<0.0036	U		<0.0061	U		<0.0061	U											
	10 ft	VMP-21-10-021011	2/10/2011	<2.2	U		<2.4	U		<2.1	U		<2.1	U		480			<1.1	U		<1.8	U		<1.8	U											
		VMP-21-10-041311	4/13/2011	0.17	J		<0.3	U		<0.26	U		<0.26	U		42			<0.14	U		<0.23	U		<0.23	U											
		VMP-21-10-072511	7/25/2011	<0.016	U		0.0029	J		<0.014	J	U	<0.014	U		<0.014	U		<0.0075	U		0.0033	J		<0.013	U											
		VMP-21-10-110111	11/1/2011	<0.0046	U		0.0014	J		<0.0042	U		<0.0042	U		<0.004	U		<0.0022	U		<0.0037	J	U	<0.0037	U											
		VMP-21-10-012312	1/23/2012	0.0017	J		0.0014	J		<0.0048	U		<0.0048	U		0.0045			<0.0025	U		0.0014	J		<0.0042	U											
		VMP-21-10-040912	4/9/2012	0.0095			<0.0049	U		0.001	J		<0.0043	U		0.79			<0.0022	U		0.007			0.003	J											
		VMP-21-10-071012	7/10/2012	<0.0054	U		0.0012	J		<0.0049	J	U	<0.0049	U		<0.0047	U		<0.0026	U		<0.0044	J	U	<0.0044	U											
		VMP-21-10-100412	10/4/2012	<0.0076	U		<0.0079	U		<0.0069	J	U	<0.0069	U		0.017			<0.0036	U		0.0056	J		<0.0061	J	U										
		VMP-21-10-020513	2/5/2013	<0.0072	U		<0.0076	J	U	<0.0066	U		<0.0066	U		0.026			<0.0034	U		<0.0058	U		<0.0058	U											
		VMP-21-10-020513-DUP	2/5/2013	<0.0068	U		<0.0071	J	U	<0.0062	U		<0.0062	U		0.03			<0.0032	U		<0.0055	U		<0.0055	U											
	25 ft	VMP-21-25-021011	2/10/2011	<6.3	U		<6.5	U		<5.7	U		<5.7	U		1700			<3	U		<5	U		<5	U											
		VMP-21-25-041411	4/14/2011	<22	U		<23	U		<20	U		<20	U		1200			<10	U		<18	U		<18	U											
		VMP-21-25-041411-DUP	4/14/2011	<22	U		<23	U		<20	U		<20	U		1200			<10	U		<18	U		<18	U											
		VMP-21-25-072611	7/26/2011	<7.1	U		<7.4	U		<6.5	U		<6.5	U		1500			<3.4	U		<5.7	U		<5.7	U											
		VMP-21-25-110511	11/5/2011	<4.5	U		<4.7	U		<4.1	U		<4.1	U		160			<2.1	U		<3.6	U		<3.6	U											
		VMP-21-25-012412	1/24/2012	<0.062	U		<0.065	U		<0.23	U		<0.057	U		16			<0.03	U		<0.05	U		<0.05	U											
		VMP-21-25-040912	4/9/2012	0.0021	J		<0.0051	U		<0.0045	U		<0.0045	U		1.2			<0.0023	U		0.006			0.0024	J											
		VMP-21-25-071112	7/11/2012	<0.0049	U		0.0011	J		<0.0045	J	U	<0.0045	U		0.015			<0.0023	U		<0.004	J	U	<0.004	U											
		VMP-21-25-100412	10/4/2012	<0.0078	U		0.0016	J		<0.0071	U		<0.0071	U		0.073			<0.0037	U		0.0028	J		<0.0063	U											
		VMP-21-25-020513	2/5/2013	<0.0069	U		<0.0072	J	U	<0.0063	U		<0.0063	U		0.024			<0.0033	U		<0.0056	U		<0.0056	U											
		VMP-21-25-020513-DUP	2/5/2013	<0.0072	U		<0.0076	J	U	<0.0066	U		<0.0066	U		0.014			<0.0034	U		<0.0058	U		<0.0058	U											
	33 ft	VMP-21-33-021011	2/10/2011	<6.3	U		<6.5	U		<5.7	U		<5.7	U		1800			<3	U		<5	U		<5	U											
		VMP-21-33-041411	4/14/2011	<21	U		<22	U		<19	U		<19	U		1300			<10	U		6.1	J		<17	U											
		VMP-21-33-110511	11/5/2011	<1	U		<1.1	U		<0.94	U		<0.94	U		69			<0.49	U		<0.83	U		<0.83	U											
		VMP-21-33-012412	1/24/2012	<0.15	U		<0.15	U		<0.54	U		<0.13	U		54		J	<0.07	U		<0.12	U		<0.12	U											
		VMP-21-33-042412	4/24/2012	<0.005	J	U	<0.0052	U		<0.0046	J	U	<0.0046	U		0.58			<0.0024	U		0.0039	J		0.0016	J											
		VMP-21-33-071112	7/11/2012	<0.0053	U		<0.0055	U		<0.0048	J	U	<0.0048	U		<0.0046	U		<0.0025	U		<0.0042	J	U	<0.0042	U											
		VMP-21-33-100412	10/4/2012	<0.0076	U		<0.0079	U		<0.0069	J	U	<0.0069	U		0.038			<0.0036	U		0.0052	J		<0.0061	U											
		VMP-21-33-020513	2/5/2013	<0.0071	U		<0.0074	U		<0.0065	U		<0.0065	U		0.01			<0.0034	U		<0.0057	U		<0.0057	U											

SEE LAST PAGE OF TABLE FOR NOTES

TABLE 5
CUMULATIVE SUMMARY OF SOIL VAPOR ANALYTICAL DETECTIONS AND SCREENING RESULTS: VILLAGE - VOCS

Location	Depth	Sample ID	Sample Date	Trichloroethene			Trichlorofluoromethane			1,2,4-Trimethylbenzene			1,3,5-Trimethylbenzene			2,2,4-Trimethylpentane			Vinyl chloride			m,p-Xylene			o-Xylenes			^{3}Butane, 2,2-dimethyl-			^{3}Butane, 2,3-dimethyl-			^{3}Cyclobutane, ethyl-		
				1.5			860												0.29			130			120											
				Result (mg/m^3)	Lab Quals	URS Quals	Result (mg/m^3)	Lab Quals	URS Quals	Result (mg/m^3)	Lab Quals	URS Quals	Result (mg/m^3)	Lab Quals	URS Quals	Result (mg/m^3)	Lab Quals	URS Quals	Result (mg/m^3)	Lab Quals	URS Quals	Result (mg/m^3)	Lab Quals	URS Quals	Result (mg/m^3)	Lab Quals	URS Quals	Result (ppbV)	Lab Quals	URS Quals	Result (ppbV)	Lab Quals	URS Quals	Result (ppbV)	Lab Quals	URS Quals
VMP-22	5 ft	VMP-22-5-021111	2/11/2011	<0.14	U		<0.14	U		<0.13	U		<0.13	U		81			<0.066	U		<0.11	U		<0.11	U										
		VMP-22-5-041811	4/18/2011	<0.068	U		<0.071	U		<0.062	U		<0.062	U		0.22			<0.032	U		<0.055	U		<0.055	U										
		VMP-22-5-072611	7/26/2011	<0.008	U		<0.0083	U		<0.0073	J	U	<0.0073	J	U	0.13			<0.0038	U		0.0056	J		0.002	J										
		VMP-22-5-110111	11/1/2011	<0.0045	U		<0.0047	U		<0.0041	U		<0.0041	U		0.00041	J		<0.0021	U		<0.0036	J	U	<0.0036	U										
		VMP-22-5-012412	1/24/2012	<0.0048	U		0.0013	J	J	<0.0044	U		<0.0044	U		1.4		J	<0.0023	U		0.0067		J	0.0012	J	J									
		VMP-22-5-040912	4/9/2012	<0.0053	U		<0.0055	U		<0.0048	U		<0.0048	U		0.17			<0.0025	U		0.0016	J		<0.0042	U										
		VMP-22-5-070912	7/9/2012	<0.0058	U		0.0013	J		<0.0053	J	U	<0.0053	U		0.0024	J		<0.0028	U		0.0099			0.0028	J										
		VMP-22-5-100312	10/3/2012	<0.0068	U		<0.0071	U		<0.0062	J	U	<0.0062	U		<0.0059	J	U	<0.0032	U		<0.0055	J	U	<0.0055	U										
		VMP-22-5-100312-Dup	10/3/2012	<0.0062	U		0.0012	J		<0.0056	U		<0.0056	U		0.0084			<0.0029	U		<0.005	J	U	<0.005	U										
		VMP-22-5-012413	1/24/2013	<0.0069	U		0.0015	J		<0.0063	U		<0.0063	U		0.0081			<0.0033	U		<0.0056	U		<0.0056	U										
	10 ft	VMP-22-10-021111	2/11/2011	<0.066	U		<0.068	U		<0.06	U		<0.06	U		25			<0.031	U		<0.053	U		<0.053	U										
		VMP-22-10-041811	4/18/2011	<0.07	U		<0.073	U		<0.064	U		<0.064	U		0.016	J		<0.033	U		<0.057	U		<0.057	U										
		VMP-22-10-072611	7/26/2011	<0.0081	U		<0.0085	U		<0.0074	J	U	<0.0074	J	U	0.022		J	<0.0039	U		0.0039	J		<0.0066	U										
		VMP-22-10-072611-DUP	7/26/2011	<0.0096	U		<0.01	U		<0.0088	J	U	<0.0088	U		0.051		J	<0.0046	U		0.0034	J		<0.0077	U										
		VMP-22-10-110211	11/2/2011	<0.0046	U		<0.0048	U		<0.0042	U		<0.0042	U		<0.004	U		<0.0022	U		<0.0037	J	U	<0.0037	U										
		VMP-22-10-012412	1/24/2012	0.0015	J		0.001	J		<0.0048	U		<0.0048	U		0.0063			<0.0025	U		0.0018	J		0.00084	J										
		VMP-22-10-040912	4/9/2012	<0.0052	U		0.0018	J		<0.0047	U		<0.0047	U		0.13			<0.0025	U		0.0023	J		<0.0042	U										
		VMP-22-10-070912	7/9/2012	<0.0058	U		0.0014	J		<0.0053	U		<0.0053	U		<0.0051	U		<0.0028	U		<0.0047	U		<0.0047	U										
		VMP-22-10-070912-Dup	7/9/2012	<0.0057	U		<0.006	U		<0.0052	U		<0.0052	U		<0.005	U		<0.0027	U		<0.0046	J	U	<0.0046	U										
		VMP-22-10-100312	10/3/2012	<0.0065	U		0.0014	J		<0.0059	U		<0.0059	U		0.085			<0.0031	U		<0.0052	J	U	<0.0052	U										
		VMP-22-10-012413	1/24/2013	<0.0074	U		0.0013	J		<0.0068	U		<0.0068	U		0.003	J		<0.0035	U		<0.006	U		<0.006	U										
	18 ft	VMP-22-18-021111	2/11/2011	<1.1	U		<1.2	U		<1	U		<1	U		480			<0.54	U		<0.92	U		<0.92	U										
		VMP-22-18-041811	4/18/2011	<4.8	U		<5	U		<4.4	U		<4.4	U		390			<2.3	U		<3.9	U		<3.9	U										
		VMP-22-18-072611	7/26/2011	<2.5	U		<2.6	U		<2.3	U		<2.3	U		340			<1.2	U		<2	U		<2	U										
		VMP-22-18-110511	11/5/2011	<0.0049	J	U	<0.0051	U		<0.0045	U		<0.0045	U		0.028			<0.0023	U		0.0017	J		<0.004	U										
		VMP-22-18-012412	1/24/2012	<0.045	U		<0.047	U		<0.16	U		<0.041	U		17		J	<0.021	U		<0.036	U		<0.036	U										
		VMP-22-18-040912	4/9/2012	<0.0054	U		<0.0056	U		<0.0049	U		<0.0049	U		0.081			<0.0026	U		0.0015	J		<0.0044	U										
		VMP-22-18-070912	7/9/2012	<0.0057	U		<0.006	U		<0.0052	U		<0.0052	U		0.0014	J		<0.0027	U		<0.0046	J	U	<0.0046	U										
		VMP-22-18-100412	10/4/2012	<0.0078	U		0.0013	J		<0.0071	U		<0.0071	U		0.017			<0.0037	U		<0.0063	U		<0.0063	U										
		VMP-22-18-012413	1/24/2013	<0.0074	U		0.0014	J		<0.0068	U		<0.0068	U		0.0021	J		<0.0035	U		<0.006	U		<0.006	U										
	38 ft	VMP-22-38-041811	4/18/2011	<15	U		<16	U		<14	U		<14	U		710			<7	U		<12	U		<12	U										
		VMP-22-38-012512	1/25/2012	<0.045	U		<0.047	U		<0.041	U		<0.041	U		14			<0.021	U		0.0087	J		<0.036	U										
		VMP-22-38-040912	4/9/2012	0.002	J		<0.0055	U		<0.0048	U		<0.0048	U		0.14			<0.0025	U		0.0027	J		<0.0042	U										
		VMP-22-38-070912	7/9/2012	<0.0055	U		<0.0058	U		<0.0051	U		<0.0051	U		0.0035	J		<0.0026	U		<0.0045	J	U	<0.0045	U										
		VMP-22-38-100412	10/4/2012	<0.0081	U		<0.0085	U		<0.0074	U		<0.0074	U		0.056			<0.0039	U		<0.0066	J	U	<0.0066	U										
		VMP-22-38-012413	1/24/2013	<0.0072	U		0.0014	J		<0.0066	U		<0.0066	U		0.0021	J		<0.0034	U		<0.0058	U		<0.0058	U										
VMP-23	5 ft	VMP-23-5-021511	2/15/2011	0.002	J		0.0011	J		<0.0065	U		<0.0065	U		0.0085			<0.0034	U		0.0046	J		0.0013	J										
		VMP-23-5-042111	4/21/2011	<0.062	U		<0.064	U		<0.056	U		<0.056	U		0.016	J		<0.029	U		0.022	J		<0.05	U										
		VMP-23-5-072711	7/27/2011	<0.0071	U		0.0017	J		0.003	J		0.00078	J		0.047			<0.0034	U		0.0064			0.0014	J										
		VMP-23-5-110211	11/2/2011	<0.005	U		<0.0052	U		<0.0046	U		<0.0046	U		0.00055	J		<0.0024	U		<0.0041	J	U	<0.0041	U										
		VMP-23-5-012512	1/25/2012	0.0014	J		<0.0044	U		0.0012	J		0.00097	J		0.044			<0.002	U		0.0016	J		0.00044	J										
		VMP-23-5-040912	4/9/2012	<0.0051	U		<0.0054	U		<0.0047	U		<0.0047	U		0.022			<0.0024	U		0.015			0.0035	J										
		VMP-23-5-070912	7/9/2012	<0.0046	U		0.0012	J		0.003	J		0.00091	J		0.0028	J		<0.0022	U		<0.0037	J	U	0.00085	J										
		VMP-23-5-100312	10/3/2012	<0.0078	U		<0.0081	U		<0.0071	U		<0.0071	U		0.0049	J		<0.0037	U		<0.0063	U		<0.0063	U										
		VMP-23-5-012413	1/24/2013	<0.0066	U		0.0014	J		<0.0061	U		<0.0061	U		0.011			<0.0032	U		<0.0054	U		<0.0054	U										
	10 ft	VMP-23-10-021511	2/15/2011	<0.0073	J	U	0.0015	J		<0.0067	J	U	<0.0067	U		0.024			<0.0035	U		0.0086			0.0037	J										
		VMP-23-10-042111	4/21/2011	<0.074	U		<0.078	U		<0.068	U		<0.068	U		1.4			<0.035	U		0.26			0.059											
		VMP-23-10-072711	7/27/2011	<0.0068	U		<0.0071	U		<0.0062	U		<0.0062	U		<0.0059	U		<0.0032	U		<0.0055	U		<0.0055	U										
		VMP-23-10-110211	11/2/2011	<0.0049	U		<0.0051	U		<0.0045	J	U	<0.0045	J	U	0.00047	J		<0.0023	U		0.0042			0.0014	J										
		VMP-23-10-012512	1/25/2012	<0.0042	U		0.0014	J		0.0007	J		<0.0038	U		0.88			<0.002	U		0.0045			0.0008	J										
		VMP-23-10-040912	4/9/2012	<0.0052	U		0.0019	J		0.002	J		<0.0048	U		<0.0046	U		<0.0025	U		0.0057			0.002	J										
		VMP-23-10-040912-Dup	4/9/2012	0.0062			0.0032	J		<0.0048	U		<0.0048	U		0.0059			<0.0025	U		0.0049			0.0016	J										
		VMP-23-10-070912	7/9/2012	<0.0042	U		0.0013	J		0.0019	J		0.00078	J		<0.0036	U		<0.002	U		<0.0034	J	U	0.00074	J										
		VMP-23-10-100312	10/3/2012	<0.0084	U		<0.0087	U		<0.0076	U		<0.0076	U		0.011			<0.004	U		<0.0068	U		<0.0068	U										
		VMP-23-10-012413	1/24/2013	<0.0066	U		0.0012	J		<0.0061	U		<0.0061	U		0.0051	J		<0.0032	U		<0.0054	U		<0.0054	U										
	25 ft	VMP-23-25-021511	2/15/2011	0.0024	J		<0.0071	U		<0.0062	U		<0.0062	U		1.3			<0.0032	U		0.00067	J		<0.0055	U										
		VMP-23-25-042111	4/21/2011	<0.069	U		<0.072	U		<0.063	U		<0.063	U		2.9			<0.033	U		<0.056	U		<0.056	U										
		VMP-23-25-072711	7/27/2011	<0.0078	U		<0.0081	U		0.004	J		0.0024	J		0.046			<0.0037	U		0.0065			0.002	J										
		VMP-23-25-110511	11/5/2011	<0.0049	J	U	0.001	J		<0.0045	U		<0.0045	U		0.0022	J		<0.0023	U		0.0018	J		0.00062	J										
		VMP-23-25-012512	1/25/2012	<0.0044	U		0.0022	J		<0.004	U		<0.004	U		0.66			<0.0021	U		0.0032	J		<0.0036	U										
		VMP-23-25-040912	4/9/2012	0.0061			0.0024	J		0.0023	J		<0.0047	U		0.0031	J		<0.0024	U		0.013			0.0042											
		VMP-23-25-071012	7/10/2012	<0.0066	U		0.0022	J		<0.006	U		<0.006	U		0.002	J		<0.0031	U		<0.0053	J	U	0.0014	J										
		VMP-23-25-100312	10/3/2012	<0.0081	U		0.002	J		<0.0074	U		<0.0074	U		0.016			<0.0039	U		<0.0066	U		<0.0066	U										
		VMP-23-25-012413	1/24/2013	<0.0068	U		0.0019	J		<0.0062	U		<0.0062	U		0.0014	J		<0.0032	U		<0.0055	U		<0.0055	U										
	40 ft	VMP-23-40-071012	7/10/2012	<0.0055	U		<0.0058	U		0.0021	J		<0.0051	U		<0.0048	U		<0.0026	U		<0.0045	J	U	0.00092	J										
		VMP-23-40-100312	10/3/2012	<0.0076	U		0.003	J		<0.0069	U		<0.0069	U		0.027			<0.0036	U		<0.0061	J	U	<0.0061	U										
		VMP-23-40-012413	1/24/2013	<0.0069	U		0.0027	J		<0.0063	U		<0.0063	U		0.0082			<0.0033	U		<0.0056	U		<0.0056	U										

SEE LAST PAGE OF TABLE FOR NOTES

TABLE 5
CUMULATIVE SUMMARY OF SOIL VAPOR ANALYTICAL DETECTIONS AND SCREENING RESULTS: VILLAGE - VOCS

Location	Depth	Sample ID	Sample Date	Trichloroethene			Trichlorofluoromethane			1,2,4-Trimethylbenzene			1,3,5-Trimethylbenzene			2,2,4-Trimethylpentane			Vinyl chloride			m,p-Xylene			o-Xylenes			^{3}Butane, 2,2-dimethyl-			^{3}Butane, 2,3-dimethyl-			^{3}Cyclobutane, ethyl-		
				1.5			860												0.29			130			120												
				Result (mg/m^3)	Lab Quals	URS Quals	Result (mg/m^3)	Lab Quals	URS Quals	Result (mg/m^3)	Lab Quals	URS Quals	Result (mg/m^3)	Lab Quals	URS Quals	Result (mg/m^3)	Lab Quals	URS Quals	Result (mg/m^3)	Lab Quals	URS Quals	Result (mg/m^3)	Lab Quals	URS Quals	Result (mg/m^3)	Lab Quals	URS Quals	Result (ppbV)	Lab Quals	URS Quals	Result (ppbV)	Lab Quals	URS Quals	Result (ppbV)	Lab Quals	URS Quals
VMP-24	5 ft	VMP-24-5-021611	2/16/2011	<0.0076	U		<0.0079	U		<0.0069	J	U	<0.0069	J	U	0.011			<0.0036	U		<0.0061	J	U	<0.0061	J	U										
		VMP-24-5-040811	4/8/2011	<0.081	U		<0.084	U		<0.074	U		<0.074	U		0.48			<0.038	U		<0.065	U		<0.065	U										
		VMP-24-5-072811	7/28/2011	<0.0076	U		0.0016	J		0.0052	J		0.0019	J		0.012			<0.0036	U		0.0099			0.004	J										
		VMP-24-5-110211	11/2/2011	<0.005	U		0.0016	J		<0.0046	J	U	<0.0046	J	U	0.0017	J		<0.0024	U		0.0031	J		<0.0041	U										
		VMP-24-5-110211-DUP	11/2/2011	<0.007	U		<0.0073	U		0.0073			<0.0064	J	U	0.0083			<0.0033	U		0.0046	J		0.0026	J										
		VMP-24-5-012512	1/25/2012	0.00084	J		0.0014	J		<0.004	U		<0.004	U		<0.0038	U		<0.002	U		0.0062			0.001	J										
		VMP-24-5-040912	4/9/2012	0.0027	J		0.0018	J		0.017			0.0048			0.013			<0.0024	U		0.023			0.0096											
		VMP-24-5-071212	7/12/2012	<0.0049	U		0.0013	J		0.0087			0.0022	J		0.012			<0.0023	U		0.0078			0.0029	J										
		VMP-24-5-101912	10/19/2012	<0.0076	U		<0.008	U		<0.007	U		<0.007	U		0.0096			<0.0036	U		<0.0061	J	U	<0.0061	U										
		VMP-24-5-012313	1/23/2013	<0.0068	U		0.0014	J		<0.0062	U		<0.0062	U		0.019			<0.0032	U		<0.0055	U		<0.0055	U										
	10 ft	VMP-24-10-021711	2/17/2011	<0.0072	U		0.0019	J		<0.0066	J	U	<0.0066	U		1.2			<0.0034	U		<0.0058	J	U	<0.0058	U										
		VMP-24-10-041111	4/11/2011	0.0037	J		<0.014	U		<0.012	U		<0.012	U		0.12			<0.0064	U		<0.011	J	U	<0.011	U										
		VMP-24-10-072811	7/28/2011	<0.0074	U		0.0027	J		0.0033	J		0.0014	J		0.002	J		<0.0035	U		0.0062			0.0015	J										
		VMP-24-10-110211	11/2/2011	<0.0044	U		0.0017	J		<0.004	J	U	<0.004	U		0.00052	J		<0.0021	U		<0.0036	J	U	<0.0036	U										
		VMP-24-10-012512	1/25/2012	0.00087	J		0.0016	J		<0.0038	U		<0.0038	U		0.0015	J		<0.002	U		0.0078			0.0021	J										
		VMP-24-10-041012	4/10/2012	<0.0049	U		0.0019	J		<0.0045	U		<0.0045	U		0.076			<0.0023	U		0.0026	J		<0.004	U										
		VMP-24-10-071212	7/12/2012	<0.0057	U		0.0014	J		0.0027	J		<0.0052	U		<0.005	U		<0.0027	U		0.0073			0.0021	J										
		VMP-24-10-100912	10/9/2012	<0.0071	U		0.0014	J		<0.0065	U		<0.0065	U		0.0021	J		<0.0034	U		<0.0057	J	U	<0.0057	U										
		VMP-24-10-012313	1/23/2013	<0.0074	U		0.0018	J		<0.0068	U		<0.0068	U		0.01			<0.0035	U		<0.006	U		<0.006	U										
	22 ft	VMP-24-22-021711	2/17/2011	<0.0072	U		0.0018	J		<0.0066	J	U	<0.0066	U		0.54			<0.0034	U		0.0084			0.003	J										
		VMP-24-22-041111	4/11/2011	<0.0068	J	U	0.0022	J		<0.0062	U		<0.0062	U		0.00094	J		<0.0032	U		<0.0055	U		<0.0055	U										
		VMP-24-22-072811	7/28/2011	<0.0068	U		0.0019	J		0.0026	J		0.0011	J		0.00081	J		<0.0032	U		0.0041	J		0.0014	J										
		VMP-24-22-072811-Dup	7/28/2011	<0.0078	U		0.002	J		0.0027	J		0.00076	J		0.0014	J		<0.0037	U		0.0039	J		0.0012	J										
		VMP-24-22-110611	11/6/2011	<0.0047	J	U	0.0015	J		<0.0043	U		<0.0043	U		0.01			<0.0022	U		0.0022	J		0.00069	J										
		VMP-24-22-012512	1/25/2012	<0.0044	U		0.0022	J		<0.004	U		<0.004	U		<0.0038	U		<0.0021	U		0.0011	J		<0.0036	U										
		VMP-24-22-041012	4/10/2012	<0.0048	U		0.002	J		0.0021	J		<0.0044	U		0.051			<0.0023	U		0.0031	J		<0.0039	U										
		VMP-24-22-071212	7/12/2012	<0.0058	U		<0.0061	U		0.0036	J		<0.0053	U		<0.0051	U		<0.0028	U		0.0054			0.0017	J										
		VMP-24-22-100912	10/9/2012	<0.0072	U		0.0015	J		<0.0066	U		<0.0066	U		0.0034	J		<0.0034	U		<0.0058	U		<0.0058	U										
		VMP-24-22-012313	1/23/2013	<0.0076	U		0.0017	J		<0.0069	U		<0.0069	U		0.01			<0.0036	U		<0.0061	U		<0.0061	U										
	34 ft	VMP-24-34-021711	2/17/2011	<0.0072	U		0.0022	J		<0.0066	U		<0.0066	U		0.024			<0.0034	U		<0.0058	U		<0.0058	U										
		VMP-24-34-041111	4/11/2011	0.003	J		0.0021	J		<0.0059	U		<0.0059	U		0.0012	J		<0.0031	U		<0.0052	U		<0.0052	U										
		VMP-24-34-072811	7/28/2011	<0.0057	U		0.0016	J		0.0025	J		0.0008	J		0.0035	J		<0.0027	U		0.004	J		0.0016	J										
		VMP-24-34-110611	11/6/2011	<0.0036	J	U	0.0016	J		<0.0033	U		0.00036	J		0.0088			<0.0017	U		0.0028	J		0.0012	J										
		VMP-24-34-012512	1/25/2012	0.0014	J		0.0027	J		<0.0041	U		<0.0041	U		<0.0039	U		<0.0021	U		0.0013	J		0.00053	J										
		VMP-24-34-041012	4/10/2012	0.0076			<0.0052	U		<0.0046	U		<0.0046	U		0.053			<0.0024	U		0.0053			0.0018	J										
		VMP-24-34-071212	7/12/2012	<0.0048	U		0.0014	J		0.0053			0.00088	J		<0.0042	U		<0.0023	U		0.0067			0.0021	J										
		VMP-24-34-100912	10/9/2012	<0.0074	U		0.0017	J		<0.0068	U		<0.0068	U		0.042			<0.0035	U		<0.006	U		<0.006	U										
		VMP-24-34-012313	1/23/2013	<0.0078	U		0.0018	J		<0.0071	U		<0.0071	U		0.0081			<0.0037	U		<0.0063	U		<0.0063	U										
VMP-31	5 ft	VMP-31-5-042512	4/25/2012	<0.0051	U		0.0014	J		<0.0047	J	U	<0.0047	J	U	0.00098	J		<0.0024	U		0.011			0.0035	J										
		VMP-31-5-072012	7/20/2012	<0.0051	U		0.0011	J		0.00088	J		<0.0047	U		<0.0045	U		<0.0024	U		0.0017	J		<0.0041	U										
		VMP-31-5-102612	10/26/2012	<0.0074	U		<0.0078	U		0.002	J		<0.0068	U		0.093			<0.0035	U		0.003	J		<0.006	U										
		VMP-31-5-021113	2/11/2013	<0.0069	U		0.0013	J		0.014			0.0053	J		0.013			<0.0033	U		0.033			0.015											
	10 ft	VMP-31-10-042512	4/25/2012	<0.0068	U		0.0012	J		<0.0063	J	U	<0.0063	J	U	0.029			<0.0032	U		0.007			0.0031	J										
		VMP-31-10-072612	7/26/2012	<0.0052	U		0.0012	J		0.0028	J		0.0012	J		<0.0046	U		<0.0025	U		0.011			0.0033	J										
		VMP-31-10-102612	10/26/2012	<0.008	U		<0.0083	U		0.0021	J		<0.0073	U		0.095			<0.0038	U		0.0026	J		<0.0064	U										
		VMP-31-10-021313	2/13/2013	<0.0076	U		<0.0079	U		0.008	J	J	0.0036	J		0.05			<0.0036	U		0.041			0.016											
	20 ft	VMP-31-20-101912	10/19/2012	<7.4	U		<7.8	U		<6.8	U		<6.8	U		960			<3.5	U		0.69	J		<6	U										
		VMP-31-20-021113	2/11/2013	<0.1	U		<0.11	U		<0.097	U		<0.097	U		87			<0.05	U		<0.086	U		<0.086	U										
	30 ft	VMP-31-30-042512	4/25/2012	<2.6	U		<2.8	U		0.42	J		<2.4	U		220			<1.2	U		2.6			<2.1	U										
		VMP-31-30-042512-Dup	4/25/2012	<2.6	U		<2.8	U		0.44	J		<2.4	U		240			<1.2	U		2.8			<2.1	U										
		VMP-31-30-072012	7/20/2012	<0.51	U		<0.54	U		<0.47	U		<0.47	U		17			<0.24	U		<0.41	U		<0.41	U										
		VMP-31-30-101912	10/19/2012	<0.46	U		<0.48	U		<0.42	U		<0.42	U		17			<0.22	U		0.087	J		<0.37	U										
		VMP-31-30-021113	2/11/2013	<7.6	U		<7.9	U		<6.9	U		<6.9	U		400			<3.6	U		2.1	J		7.2											
VMP-32	5 ft	VMP-32-5-042512	4/25/2012	<0.005	U		0.0012	J		<0.0046	J	U	<0.0046	J	U	0.0036	J		<0.0024	U		0.0069			0.0031	J										
		VMP-32-5-072012	7/20/2012	<0.0045	U		0.0011	J		0.0022	J		0.00095	J		0.023			<0.0021	U		0.0035	J		0.0016	J										
		VMP-32-5-101812	10/18/2012	<0.0086	U		<0.009	U		0.0013	J	J	<0.0078	U		0.22			<0.0041	U		0.0027	J		<0.0069	U										
		VMP-32-5-020513	2/5/2013	<0.0068	U		<0.0071	J	U	<0.0062	J	U	<0.0062	U		0.0086			<0.0032	U		<0.0055	U		<0.0055	U										
	10 ft	VMP-32-10-041612	4/16/2012	<0.0046	U		0.0015	J		<0.0042	U		<0.0042	U		0.0082			<0.0022	U		0.0042			<0.0037	U										
		VMP-32-10-072012	7/20/2012	<0.0053	U		0.0015	J		0.0015	J		<0.0048	U		0.016			<0.0025	U		0.0024	J		0.0011	J										
		VMP-32-10-101812	10/18/2012	<0.008	U		<0.0083	U		<0.0073	U	UJ	<0.0073	U		0.093			<0.0038	U		0.0018	J		<0.0064	U										
		VMP-32-10-020513	2/5/2013	<0.0068	U		<0.0071	J	U	<0.0062	U		<0.0062	U		0.0084			<0.0032	U		<0.0055	U		<0.0055	U										
	20 ft	VMP-32-20-041612	4/16/2012	<0.1	U		<0.11	U		<0.096	U		<0.096	U		24			<0.05	U		0.046	J		<0.085	U										
		VMP-32-20-072012	7/20/2012	<0.0051	U		0.0012	J		0.0011	J		<0.0047	U		0.0026	J		<0.0024	U		0.0014	J		<0.0041	U										
		VMP-32-20-101812	10/18/2012	<0.0074	U		0.0015	J		<0.0068	U	UJ	<0.0068	U		0.14			<0.0035	U		0.0016	J		<0.006	U										
		VMP-32-20-020513	2/5/2013	<0.0076	U		<0.0079	J	U	<0.0069	U		<0.0069	U		0.028			<0.0036	U		<0.0061	U		<0.0061	U										
	30 ft	VMP-32-30-041612	4/16/2012	<2.5	U		<2.6	U		0.45	J		<2.3	U		710			<1.2	U		18			3.7											
		VMP-32-30-072012	7/20/2012	<5.2	U		<5.4	U		<4.7	U		<4.7	U		470			<2.5	U		<4.2	U		<4.2	U										
		VMP-32-30-101812	10/18/2012	<0.3	U		<0.31	U		<0.27	U		<0.27	U		27			<0.14	U		<0.24	U		<0.24	U										
		VMP-32-30-020513	2/5/2013	<0.3	U		<0.32	U		<0.28	U		<0.28	U		140			<0.14	U		<0.24	U		<0.24	U										

SEE LAST PAGE OF TABLE FOR NOTES

TABLE 5
CUMULATIVE SUMMARY OF SOIL VAPOR ANALYTICAL DETECTIONS AND SCREENING RESULTS: VILLAGE - VOCS

Location	Depth	Sample ID	Sample Date	Trichloroethene			Trichlorofluoromethane			1,2,4-Trimethylbenzene			1,3,5-Trimethylbenzene			2,2,4-Trimethylpentane			Vinyl chloride			m,p-Xylene			o-Xylenes			^{3}Butane, 2,2-dimethyl-			^{3}Butane, 2,3-dimethyl-			^{3}Cyclobutane, ethyl-		
				1.5			860												0.29			130			120											
				Result (mg/m^3)	Lab Quals	URS Quals	Result (mg/m^3)	Lab Quals	URS Quals	Result (mg/m^3)	Lab Quals	URS Quals	Result (mg/m^3)	Lab Quals	URS Quals	Result (mg/m^3)	Lab Quals	URS Quals	Result (mg/m^3)	Lab Quals	URS Quals	Result (mg/m^3)	Lab Quals	URS Quals	Result (mg/m^3)	Lab Quals	URS Quals	Result (ppbV)	Lab Quals	URS Quals	Result (ppbV)	Lab Quals	URS Quals	Result (ppbV)	Lab Quals	URS Quals
VMP-42	10 ft	VMP-42-10-041812	4/18/2012	0.0019	J		0.0014	J		<0.0042	U		<0.0042	U		0.3			<0.0022	U		0.0098			0.0026	J									
		VMP-42-10-041812-Dup	4/18/2012	<0.0047	U		<0.0049	U		<0.0043	U		<0.0043	U		0.26			<0.0022	U		0.0089			0.0026	J									
		VMP-42-20-041812	4/18/2012	<2.4	U		<2.5	U		<2.2	U		<2.2	U		66			<1.1	U		0.93	J		<1.9	U									
		VMP-42-10-071912	7/19/2012	<0.0051	U		0.0018	J	J	0.0024	J		<0.0047	J	U	0.0082			<0.0024	U		0.014			0.0045										
		VMP-42-10-101212	10/12/2012	<0.0083	U		<0.0087	U		<0.0076	U		<0.0076	U		0.008			<0.0039	U		<0.0067	U		<0.0067	U									
		VMP-42-10-013113	1/31/2013	<0.0076	U		0.0012	J		<0.0069	J	U	<0.0069	U		0.002	J		<0.0036	U		<0.0061	U		<0.0061	U									
	20 ft	VMP-42-20-071912	7/19/2012	<0.005	U		0.0057	J	J	0.0037	J		<0.0046	J	U	0.043			<0.0024	U		0.019			0.0062										
		VMP-42-20-101212	10/12/2012	<0.0073	U		0.0015	J		<0.0067	U		<0.0067	U		0.011			<0.0035	U		<0.0059	U		<0.0059	U									
		VMP-42-20-101212-Dup	10/12/2012	<0.0074	U		0.0018	J		<0.0068	U		<0.0068	U		0.0039	J		<0.0035	U		<0.006	J	U	<0.006	U									
		VMP-42-20-013113	1/31/2013	<0.0069	U		0.0014	J		<0.0063	U		<0.0063	U		0.0011	J		<0.0033	U		<0.0056	U		<0.0056	U									
	30 ft	VMP-42-30-041912	4/19/2012	<5	U		<5.2	U		<4.6	U		<4.6	U		390			<2.4	U		<4.1	U		<4.1	U									
		VMP-42-30-071912	7/19/2012	<0.0047	U		0.01	J	J	0.0051		J	0.0063		J	10	S		<0.0022	U		0.032		J	0.0076		J								
		VMP-42-30-101212	10/12/2012	<0.0078	U		0.0069	J		<0.0071	U		<0.0071	U		0.49			<0.0037	U		<0.0063	U		<0.0063	U									
		VMP-42-30-101212-Dup	10/12/2012	<0.0078	J	U	0.007	J		<0.0071	U		<0.0071	U		0.47			<0.0037	U		<0.0063	U		<0.0063	U									
		VMP-42-30-013113	1/31/2013	<0.0074	U		0.0034	J		<0.0068	U		<0.0068	U		0.24			<0.0035	U		<0.006	U		<0.006	U									
VMP-43	10 ft	VMP-43-10-041612	4/16/2012	<0.0053	U		<0.0055	U		0.0024	J		0.00087	J		0.02			<0.0025	U		0.0086			0.0024	J									
		VMP-43-10-071912	7/19/2012	<0.01	U		<0.01	U		0.0042	J		0.0015	J		0.03			<0.0048	U		0.027			0.0085										
		VMP-43-10-101612	10/16/2012	<0.0086	U		<0.009	U		<0.0078	U	UJ	<0.0078	U		0.0069	J		<0.0041	U		0.0013	J		<0.0069	U									
	20 ft	VMP-43-20-041612	4/16/2012	<0.051	U		<0.054	U		0.013	J		<0.047	U		45			<0.024	U		0.038	J		0.012	J									
		VMP-43-20-071912	7/19/2012	<0.018	U		<0.019	U		0.0034	J		<0.017	U		3.3			<0.0088	U		0.019			0.006	J									
		VMP-43-20-101812	10/18/2012	<0.0071	U		0.0014	J		<0.0065	U	UJ	<0.0065	U		0.24			<0.0034	U		0.0018	J		<0.0057	U									
		VMP-43-20-012413	1/24/2013	<0.0071	U		0.0016	J		<0.0065	U		<0.0065	U		0.025			<0.0034	U		<0.0057	U		<0.0057	U									
	30 ft	VMP-43-30-042312	4/23/2012	<0.047	U		<0.049	U		<0.043	U		<0.043	U		6.8			<0.022	U		<0.038	U		<0.038	U									
		VMP-43-30-071912	7/19/2012	0.0011	J		0.0018	J	J	0.0046	J		0.0014	J		0.18			<0.0024	U		0.019			0.007										
		VMP-43-30-101812	10/18/2012	<0.0074	U		<0.0078	U		<0.0068	U	UJ	<0.0068	U		0.015			<0.0035	U		<0.006	U		<0.006	U									
		VMP-43-30-012413	1/24/2013	<0.0072	U		0.0012	J		<0.0066	U		<0.0066	U		0.0018	J		<0.0034	U		<0.0058	U		<0.0058	U									
VMP-44	10 ft	VMP-44-10-041912	4/19/2012	<2.4	U		<2.6	U		<2.2	U		<2.2	U		1200			<1.2	U		0.89	J		<2	U									
		VMP-44-10-072012	7/20/2012	<0.82	U		<0.86	U		0.29	J	J	0.47	J	J	1200			<0.39	U		1.8		J	0.66	J	J								
		VMP-44-10-081012	8/10/2012	<0.49	U		<0.51	U		0.25	J	J	0.3	J	J	800			<0.23	U		1.3		J	0.41		J								
		VMP-44-10-101212	10/12/2012	0.53	J		<1.6	U		<1.4	U	UJ	<1.4	U		190			<0.72	U		0.2	J		0.17	J									
		VMP-44-10-012513	1/25/2013	<0.62	U		<0.65	U		<0.56	U		<0.56	U		300			<0.29	U		0.092	J		<0.5	U									
	20 ft	VMP-44-20-041912	4/19/2012	<0.54	U		<0.56	U		0.1	J		0.23	J		350			<0.26	U		0.86			0.5										
		VMP-44-20-072512	7/25/2012	<0.92	U		<0.96	U		<0.84	U		<0.84	U		500		J	<0.44	U		<0.74	U		<0.74	U									
		VMP-44-20-101212	10/12/2012	0.76	J		<3.2	U		<2.8	U	UJ	<2.8	U		110			<1.4	U		0.3	J		0.25	J									
		VMP-44-20-012513	1/25/2013	<0.22	U		<0.23	U		<0.2	U		<0.2	U		110			<0.11	U		<0.18	U		<0.18	U									
	30 ft	VMP-44-30-041912	4/19/2012	<0.31	U		<0.33	U		0.16	J		0.075	J		23			<0.15	U		0.88			0.053	J									
		VMP-44-30-072512	7/25/2012	<0.053	U		<0.055	U		0.025	J		0.042	J		1.4			<0.025	U		0.34			0.024	J									
		VMP-44-30-072512-Dup	7/25/2012	<0.053	U		<0.055	U		0.028	J		0.038	J		1.4			<0.025	U		0.35			0.026	J									
		VMP-44-30-101512	10/15/2012	<0.32	U		<0.34	U		<0.3	U	UJ	<0.3	U		29			<0.15	U		<0.26	U		<0.26	U									
		VMP-44-30-101512-Dup	10/15/2012	<0.3	U		<0.32	U		<0.28	U	UJ	<0.28	U		28			<0.14	U		<0.24	U		<0.24	U									
		VMP-44-30-012513	1/25/2013	<0.078	U	UJ	<0.082	U	UJ	<0.072	U	UJ	<0.072	U	UJ	0.47		J	<0.037	U	UJ	<0.063	U	UJ	<0.063	U	UJ								
VMP-45	10 ft	VMP-45-10-041912	4/19/2012	<0.0049	U		0.0014	J		<0.0045	U		<0.0045	U		0.043			<0.0023	U		0.0046			<0.004	U									
		VMP-45-10-071912	7/19/2012	<0.005	U		0.0017	J	J	0.0017	J		0.00057	J		<0.0044	J	U	<0.0024	U		0.014			0.0035	J									
		VMP-45-10-101512	10/15/2012	<0.0078	U		0.0014	J		<0.0072	J	U	<0.0072	U		0.038			<0.0037	U		<0.0063	J	U	<0.0063	U									
		VMP-45-10-013013	1/30/2013	<0.0068	U		0.0011	J		<0.0062	U		<0.0062	U		0.0048	J		<0.0032	U		<0.0055	U		<0.0055	U									
	20 ft	VMP-45-20-041912	4/19/2012	<0.31	U		<0.32	U		0.4			0.19	J		130			<0.14	U		8			2.5										
		VMP-45-20-071912	7/19/2012	<0.096	U		<0.1	U		<0.088	U		<0.088	U		23			<0.046	U		0.065	J		0.015	J									
		VMP-45-20-101512	10/15/2012	<0.0074	U		<0.0078	U		<0.0068	U		<0.0068	U		3.4			<0.0035	U		<0.006	U		<0.006	U									
		VMP-45-20-013013	1/30/2013	<0.0071	U		0.001	J		<0.0065	U		<0.0065	U		0.31			<0.0034	U		<0.0057	U		<0.0057	U									
	30 ft	VMP-45-30-041912	4/19/2012	<0.2	U		<0.21	U		<0.19	U		<0.19	U		400			<0.098	U		0.27		J	<0.16	U									
		VMP-45-30-071912	7/19/2012	<0.051	U		<0.054	U		<0.047	U		<0.047	U		9.1			<0.024	U		<0.041	U		<0.041	U									
		VMP-45-30-101512	10/15/2012	<0.0074	U		0.0035	J		<0.0068	U		<0.0068	U		1.8			<0.0035	U		<0.006	U		<0.006	U									
		VMP-45-30-101512-Dup	10/15/2012	<0.0073	U		0.0039	J		<0.0067	U		<0.0067	U		1.9			<0.0035	U		<0.0059	U		<0.0059	U									
		VMP-45-30-013013	1/30/2013	<0.013	U		0.0038	J		<0.012	U		<0.012	U		0.56			<0.0062	U		<0.01	U		<0.01	U									

SEE LAST PAGE OF TABLE FOR NOTES

TABLE 5
CUMULATIVE SUMMARY OF SOIL VAPOR ANALYTICAL DETECTIONS AND SCREENING RESULTS: VILLAGE - VOCS

Location	Depth	Sample ID	Sample Date	Trichloroethene			Trichlorofluoromethane			1,2,4-Trimethylbenzene			1,3,5-Trimethylbenzene			2,2,4-Trimethylpentane			Vinyl chloride			m,p-Xylene			o-Xylenes			^{3}Butane, 2,2-dimethyl-			^{3}Butane, 2,3-dimethyl-			^{3}Cyclobutane, ethyl-		
				1.5			860												0.29			130			120												
				Result (mg/m^3)	Lab Quals	URS Quals	Result (mg/m^3)	Lab Quals	URS Quals	Result (mg/m^3)	Lab Quals	URS Quals	Result (mg/m^3)	Lab Quals	URS Quals	Result (mg/m^3)	Lab Quals	URS Quals	Result (mg/m^3)	Lab Quals	URS Quals	Result (mg/m^3)	Lab Quals	URS Quals	Result (mg/m^3)	Lab Quals	URS Quals	Result (ppbV)	Lab Quals	URS Quals	Result (ppbV)	Lab Quals	URS Quals	Result (ppbV)	Lab Quals	URS Quals
VMP-47	5 ft	VMP-47-5-012113	1/21/2013	<0.0078	U		<0.0081	U		<0.0071	U		<0.0071	U		0.52			<0.0037	U		<0.0063	U		<0.0063	U		13								
		[4]VMP-47-5-012313-R	1/23/2013	<26	U		<27	U		<24	U		<24	U		430			<12	U		<21	U		<21	U										
	10 ft	VMP-47-10-012113	1/21/2013	<0.0074	U		<0.0078	U		<0.0068	U		<0.0068	U		0.0028	J		<0.0035	U		<0.006	U		<0.006	U										
		[4]VMP-47-10-012313-R	1/23/2013	<0.65	U		<0.68	U		<0.59	U		<0.59	U		100			<0.31	U		0.19	J		<0.52	U										
	20 ft	VMP-47-20-012113	1/21/2013	<6.8	U		<7.1	U		<6.2	U		<6.2	U		160			<3.2	U		<5.5	U		<5.5	U										
		[4]VMP-47-20-012313-R	1/23/2013	<16	U		<17	U		<15	U		<15	U		340			<7.6	U		<13	U		<13	U										
	30 ft	VMP-47-30-012113	1/21/2013	<4.9	U		<5.2	U		<4.5	U		<4.5	U		190			<2.4	U		<4	U		<4	U										
		[4]VMP-47-30-012313-R	1/23/2013	<26	U		<27	U		<23	U		<23	U		430			<12	U		<21	U		<21	U										
VMP-48	5 ft	VMP-48-5-020113	2/1/2013	<0.0069	U		0.00096	J		<0.0063	U		<0.0063	U		0.0034	J		<0.0033	U		<0.0056	U		<0.0056	U										
	10 ft	VMP-48-10-020113	2/1/2013	<0.0071	U		0.0018	J		<0.0065	U		<0.0065	U		<0.0062	U		<0.0034	U		<0.0058	U		<0.0058	U										
	20 ft	VMP-48-20-020113	2/1/2013	<0.0068	U		0.002	J		<0.0063	U		<0.0063	U		0.0013	J		<0.0032	U		<0.0055	U		<0.0055	U										
	30 ft	VMP-48-30-020113	2/1/2013	<0.007	U		0.016			0.011			0.024			5.4			<0.0033	U		0.01			0.0024	J	J									
		VMP-48-30-020113-DUP	2/1/2013	<0.028	U		0.017	J		0.0093	J		0.022	J		5.5			<0.013	U		0.0094	J		<0.022	U	UJ									
VMP-49	5 ft	VMP-49-5-020113	2/1/2013	<0.0072	U		0.0012	J		<0.0066	U		<0.0066	U		0.0035	J		<0.0034	U		<0.0058	U		<0.0058	U										
	10 ft	VMP-49-10-020113	2/1/2013	<0.0071	U		0.00098	J		0.0085			<0.0065	J	U	<0.0062	U		<0.0034	U		<0.0057	J	U	<0.0057	U										
	20 ft	VMP-49-20-020113	2/1/2013	<0.0069	U		0.0011	J		<0.0063	U		<0.0063	U		0.0034	J		<0.0033	U		<0.0056	U		<0.0056	U										
	30 ft	VMP-49-30-020113	2/1/2013	<0.33	U		<0.34	U		<0.3	U		<0.3	U		45			<0.16	U		<0.27	U		<0.27	U										
VMP-50	5 ft	VMP-50-5-020113	2/1/2013	<0.0068	U		0.0012	J		<0.0062	U		<0.0062	U		0.012			<0.0032	U		<0.0055	U		<0.0055	U										
	10 ft	VMP-50-10-020113	2/1/2013	<0.0074	U		0.0011	J		<0.0068	J	U	<0.0068	J	U	0.0093			<0.0035	U		<0.006	U		<0.006	U										
	20 ft	VMP-50-20-020113	2/1/2013	<0.029	U		<0.03	U		0.0075	J		<0.026	U		9.2			<0.014	U		0.0078	J		0.0071	J										
	30 ft	VMP-50-30-020113	2/1/2013	<7	U		<7.3	U		39			19			450			<3.3	U		700			220											
VMP-51	5 ft	VMP-51-5-020113	2/1/2013	<0.0073	U		0.0011	J		<0.0067	U		<0.0067	U		0.0045	J		<0.0035	U		<0.0059	U		<0.0059	U										
	10 ft	VMP-51-10-020113	2/1/2013	<0.0074	U		0.00093	J		<0.0068	U		<0.0068	U		0.0027	J		<0.0035	U		<0.006	U		<0.006	U										
	20 ft	VMP-51-20-021513-R	2/15/2013	<0.0071	U		0.0013	J		0.0049	J	J	<0.0065	U		0.078			<0.0034	U		0.0022	J		<0.0057	U										
	30 ft	VMP-51-30-020413	2/4/2013	<0.0078	U		<0.0081	J	U	<0.0071	U		<0.0071	U		0.0041	J		<0.0037	U		<0.0063	U		<0.0063	U										
		VMP-51-30-020413-DUP	2/4/2013	<0.0076	U		<0.0079	J	U	<0.0069	U		<0.0069	U		0.0054	J		<0.0036	U		<0.0061	U		<0.0061	U										
VMP-52	5 ft	VMP-52-5-020413	2/4/2013	<0.0068	U		0.0014	J		<0.0062	J	U	<0.0062	U		0.0025	J		<0.0032	U		<0.0055	U		<0.0055	U										
	10 ft	VMP-52-10-020413	2/4/2013	<0.0064	U		0.0011	J		<0.0059	U		<0.0059	U		0.0032	J		<0.0031	U		<0.0052	U		<0.0052	U										
	20 ft	VMP-52-20-020413	2/4/2013	<0.0072	U		<0.0075	J	U	<0.0066	J	U	<0.0066	J	U	0.059			<0.0034	U		0.0025	J		<0.0058	J	U									
		VMP-52-20-020413-DUP	2/4/2013	<0.0069	U		<0.0072	J	U	<0.0063	U		<0.0063	U		0.052			<0.0033	U		<0.0056	U		<0.0056	U										
	30 ft	VMP-52-30-020413	2/4/2013	<0.0076	U		0.0021	J		<0.0069	U		<0.0069	U		0.58			<0.0036	U		<0.0061	U		<0.0061	U										
VMP-53	5 ft	VMP-53-5-020513	2/5/2013	<0.0069	U		<0.0072	J	U	<0.0063	U		<0.0063	U		0.002	J		<0.0033	U		<0.0056	U		<0.0056	U										
	10 ft	VMP-53-10-020513	2/5/2013	<0.0071	U		<0.0074	J	U	<0.0065	U		<0.0065	U		0.0038	J		<0.0034	U		<0.0057	U		<0.0057	U										
		VMP-53-10-020513-DUP	2/5/2013	<0.0066	U		<0.0069	J	U	<0.0061	U		<0.0061	U		<0.0058	J	U	<0.0032	U		<0.0054	U		<0.0054	U										
	20 ft	VMP-53-20-020513	2/5/2013	<0.0071	U		<0.0074	J	U	<0.0065	U		<0.0065	U		0.0024	J		<0.0034	U		<0.0057	U		<0.0057	U										
	30 ft	VMP-53-30-020513	2/5/2013	<0.0072	U		0.0013	J		<0.0066	U		<0.0066	U		0.0023	J		<0.0034	U		<0.0058	U		<0.0058	U										
VMP-54	5 ft	VMP-54-5-020613	2/6/2013	<0.0074	U		<0.0078	J	U	0.047			0.014			0.022			<0.0035	U		0.036			0.02											
	10 ft	VMP-54-10-020613	2/6/2013	<0.0076	U		<0.0079	J	U	<0.0069	J	U	<0.0069	J	U	0.0042	J		<0.0036	U		0.0091			0.0041	J										
	20 ft	VMP-54-20-020613	2/6/2013	<0.0074	U		0.0014	J		<0.0068	J	U	<0.0068	U		0.0011	J		<0.0035	U		<0.006	U		<0.006	U										
		VMP-54-20-020613-DUP	2/6/2013	<0.0074	U		0.0013	J		<0.0068	J	U	<0.0068	U		0.0043	J		<0.0035	U		<0.006	U		<0.006	U										
	30 ft	VMP-54-30-020613	2/6/2013	<0.008	U		0.0012	J		<0.0073	U		<0.0073	U		0.0023	J		<0.0038	U		<0.0064	U		<0.0064	U										
		VMP-54-30-020613-DUP	2/6/2013	<0.008	U		0.0013	J		<0.0073	U		<0.0073	U		0.0013	J		<0.0038	U		<0.0064	U		<0.0064	U										

SEE LAST PAGE OF TABLE FOR NOTES

TABLE 5
CUMULATIVE SUMMARY OF SOIL VAPOR ANALYTICAL DETECTIONS AND SCREENING RESULTS: VILLAGE - VOCS

Location	Depth	Sample ID	Sample Date	[3]Heptadecane			[3]Hexane, 2,2,4-trimethyl-			[3]Pentane, 2,2,3-trimethyl-			[3]Pentane, 2,3,4-trimethyl-			[3]Pentane, 2,4-dimethyl-			[3]Cyclopentane, methyl-			[3]Butane, 2,2,3-trimethyl-			[3]Hexane, 3,4-dimethyl-			[3]Pentane, 2,3-dimethyl-			[3]Isobutane		
				Result (ppbV)	Lab Quals	URS Quals	Result (ppbV)	Lab Quals	URS Quals	Result (ppbV)	Lab Quals	URS Quals	Result (ppbV)	Lab Quals	URS Quals	Result (ppbV)	Lab Quals	URS Quals	Result (ppbV)	Lab Quals	URS Quals	Result (ppbV)	Lab Quals	URS Quals	Result (ppbV)	Lab Quals	URS Quals	Result (ppbV)	Lab Quals	URS Quals	Result (ppbV)	Lab Quals	URS Quals
VMP-1	5 ft	VMP-1-5-082510	8/25/2010																															
		VMP-1-5-111710	11/17/2010																															
		VMP-1-5-020411	2/4/2011																															
		VMP-1-5-041211	4/12/2011																															
		VMP-1-5-080111	8/1/2011																															
		VMP-1-5-110311	11/3/2011																															
		VMP-1-5-013012	1/30/2012																															
		VMP-1-5-041312	4/13/2012																															
		VMP-1-5-071612	7/16/2012																															
		VMP-1-5-101112	10/11/2012																															
		[4]VMP-1-5-012113	1/21/2013													1,400												2,400					
		[4]VMP-1-5-012313-R	1/23/2013																			150,000									240,000		
	8.5 ft	VMP-1-8.5-082510	8/25/2010																															
		VMP-1-8.5-111710	11/17/2010																															
		VMP-1-8.5-111710-Dup	11/17/2010																															
		VMP-1-8.5-020411	2/4/2011																															
		VMP-1-8.5-041211	4/12/2011																															
		VMP-1-8.5-080111	8/1/2011																															
		VMP-1-8.5-080111-Dup	8/1/2011																															
		VMP-1-8.5-110311	11/3/2011																															
		VMP-1-8.5-013012	1/30/2012																															
		VMP-1-8.5-041612	4/16/2012																															
		VMP-1-8.5-041612-Dup	4/16/2012																															
		VMP-1-8.5-071612	7/16/2012																															
		VMP-1-8.5-101112	10/11/2012																															
		[4]VMP-1-8.5-012113	1/21/2013																												3800			
		[4]VMP-1-8.5-012313-R	1/23/2013							5,900																					11,000			
	23.5 ft	VMP - 1 - 23.5 - 083010	8/30/2010																															
		VMP-1-23.5-111810	11/17/2010																															
		VMP-1-23.5-020411	2/4/2011																															
		VMP-1-23.5-041211	4/12/2011																															
		VMP-1-23.5-041211-DUP	4/12/2011																															
		VMP-1-23.5-080111	8/1/2011																															
		VMP-1-23.5-110611	11/6/2011																															
		VMP-1-23.5-013112	1/31/2012																															
		VMP-1-23.5-041612	4/16/2012																															
		VMP-1-23.5-071612	7/16/2012																															
		VMP-1-23.5-102412	10/24/2012																															
		[4]VMP-1-23.5-012113	1/21/2013																															
		[4]VMP-1-23.5-012313-R	1/23/2013																												1,300,000			
	38.5 ft	VMP-1-38.5-073112	7/31/2012																															
		VMP-1-38.5-102612	10/26/2012																															
		[4]VMP-1-38.5-012113	1/21/2013													420		J										1,000		J			
		[4]VMP-1-38.5-012313-R	1/23/2013																250,000			460,000									760,000		
VMP-2	5 ft	VMP - 2 - 5 - 083110	8/31/2010																															
		VMP-2-5-111610	11/16/2010																															
		VMP-2-5-020411	2/4/2011																															
		VMP-2-5-041311	4/13/2011																															
		VMP-2-5-080211	8/2/2011																															
		VMP-2-5-110711	11/7/2011																															
		VMP-2-5-012512	1/25/2012																															
		VMP-2-5-042512	4/25/2012																															
		VMP-2-5-071612	7/16/2012																															
		VMP-2-5-102412	10/24/2012																															
		VMP-2-5-013113	1/31/2013																															
	8.5 ft	VMP-2-8.5-083110	8/31/2010																															
		VMP-2-8.5-111610	11/16/2010																															
		VMP-2-8.5-020411	2/4/2011																															
		VMP-2-8.5-041311	4/13/2011																															
		VMP-2-8.5-080211	8/2/2011																															
		VMP-2-8.5-110711	11/7/2011																															
		VMP-2-8.5-012612	1/26/2012																															
		VMP-2-8.5-012612-DUP	1/26/2012																															
		VMP-2-8.5-041612	4/16/2012																															
		VMP-2-8.5-041612-Dup	4/16/2012																															
		VMP-2-8.5-071612	7/16/2012																															
		VMP-2-8.5-071612-Dup	7/16/2012																															
		VMP-2-8.5-102312	10/23/2012																															
		VMP-2-8.5-020513	2/5/2013																															
	22 ft	VMP-2-22-083110	8/31/2010																															
		VMP-2-22-111610	11/16/2010																															
		VMP-2-22-020411	2/4/2011																															
		VMP-2-22-041311	4/13/2011																															
		VMP-2-22-080211	8/2/2011																															
		VMP-2-22-110711	11/7/2011																															
		VMP-2-22-012612	1/26/2012																															
		VMP-2-22-042712	4/27/2012																															
		VMP-2-22-071612	7/16/2012																															
		VMP-2-22-102312	10/23/2012																															
		VMP-2-22-013113	1/31/2013																															
	42 ft	VMP-2-42-013113	1/31/2013																															

SEE LAST PAGE OF TABLE FOR NOTES

TABLE 5
CUMULATIVE SUMMARY OF SOIL VAPOR ANALYTICAL DETECTIONS AND SCREENING RESULTS: VILLAGE - VOCS

Location	Depth	Sample ID	Sample Date	[3]Heptadecane			[3]Hexane, 2,2,4-trimethyl-			[3]Pentane, 2,2,3-trimethyl-			[3]Pentane, 2,3,4-trimethyl-			[3]Pentane, 2,4-dimethyl-			[3]Cyclopentane, methyl-			[3]Butane, 2,2,3-trimethyl-			[3]Hexane, 3,4-dimethyl-			[3]Pentane, 2,3-dimethyl-			[3]Isobutane		
				Result (ppbV)	Lab Quals	URS Quals	Result (ppbV)	Lab Quals	URS Quals	Result (ppbV)	Lab Quals	URS Quals	Result (ppbV)	Lab Quals	URS Quals	Result (ppbV)	Lab Quals	URS Quals	Result (ppbV)	Lab Quals	URS Quals	Result (ppbV)	Lab Quals	URS Quals	Result (ppbV)	Lab Quals	URS Quals	Result (ppbV)	Lab Quals	URS Quals	Result (ppbV)	Lab Quals	URS Quals
VMP-3	5 ft	VMP-3-5-090910	9/9/2010																													
		VMP-3-5-112210	11/22/2010																													
		VMP-3-5-020911	2/9/2011																													
		VMP-3-5-041411	4/14/2011																													
		VMP-3-5-080211	8/2/2011																													
		VMP-3-5-110811	11/8/2011																													
		VMP-3-5-110811-DUP	11/8/2011																													
		VMP-3-5-012712	1/27/2012																													
		VMP-3-5-041912	4/19/2012																													
		VMP-3-5-072712	7/27/2012																													
	10 ft	VMP-3-10	6/21/2010																													
		VMP-3-10-091010	9/10/2010																													
		VMP-3-10-092010	9/20/2010																													
		VMP-3-10-112210	11/22/2010																													
		VMP-3-10-112210-Dup	11/22/2010																													
		VMP-3-10-020811	2/8/2011																													
		VMP-3-10-041311	4/13/2011																													
		VMP-3-10-080311	8/3/2011																													
		VMP-3-10-110811	11/8/2011																													
		VMP-3-10-012712	1/27/2012																													
		VMP-3-10-042012	4/20/2012																													
		VMP-3-10-072312	7/23/2012																													
		VMP-3-10-101812	10/18/2012																													
		VMP-3-10-020613	2/6/2013																													
	22 ft	VMP-3-22-092010	9/20/2010																													
		VMP-3-22-112210	11/22/2010																													
		VMP-3-22-020811	2/8/2011																													
		VMP-3-22-041511	4/15/2011																													
		VMP-3-22-080611	8/6/2011																													
		VMP-3-22-110811	11/8/2011																													
		VMP-3-22-013012	1/30/2012																													
		VMP-3-22-042012	4/20/2012																													
		VMP-3-22-072312	7/23/2012																													
		VMP-3-22-101812	10/18/2012																													
		VMP-3-22-020613	2/6/2013																													
	31.5 ft	VMP-3-31.5-090910	9/9/2010																													
		VMP-3-31.5-112210	11/22/2010																													
		VMP-3-31.5-020911	2/9/2011																													
		VMP-3-31.5-041411	4/14/2011																													
		VMP-3-31.5-041411-DUP	4/14/2011																													
		VMP-3-31.5-080211	8/2/2011																													
		VMP-3-31.5-080211-Dup	8/2/2011																													
		VMP-3-31.5-110811	11/8/2011																													
		VMP-3-31.5-012712	1/27/2012																													
		VMP-3-31.5-041912	4/19/2012																													
		VMP-3-31.5-041912-Dup	4/19/2012																													
		VMP-3-31.5-072312	7/23/2012																													
		VMP-3-31.5-101912	10/19/2012																													
		VMP-3-31.5-020713	2/7/2013																													
	39.5 ft	VMP-3-39-101912	10/19/2012																													
		VMP-3-39-021213	2/12/2013																													
VMP-4	5 ft	VMP-4-5-082510	8/25/2010																													
		VMP-4-5-112210	11/22/2010																													
		VMP-4-5-021411	2/14/2011																													
		VMP-4-5-041911	4/19/2011																													
		VMP-4-5-080311	8/3/2011																													
		VMP-4-5-110911	11/9/2011																													
		VMP-4-5-013012	1/30/2012																													
		VMP-4-5-042512	4/25/2012																													
		VMP-4-5-072512	7/25/2012																													
		VMP-4-5-101812	10/18/2012																													
		VMP-4-5-020713	2/7/2013																													
	12 ft	VMP-4-12-082510	8/25/2010																													
		VMP-4-12-112310	11/23/2010																													
		VMP-4-12-021411	2/14/2011																													
		VMP-4-12-041911	4/19/2011																													
		VMP-4-12-080311	8/3/2011																													
		VMP-4-12-080311-Dup	8/3/2011																													
		VMP-4-12-110911	11/9/2011																													
		VMP-4-12-013012	1/30/2012																													
		VMP-4-12-041812	4/18/2012																													
		VMP-4-12-072312	7/23/2012																													
		VMP-4-12-101812	10/18/2012																													
		VMP-4-12-101812-Dup	10/18/2012																													
		VMP-4-12-020713	2/7/2013																													
		VMP-4-12-020713-DUP	2/7/2013																													
	23.5 ft	VMP - 4 - 23.5 - 083110	8/31/2010																													
		VMP-4-23.5-112310	11/23/2010																													
		VMP-4-23.5-021411	2/14/2011																													
		VMP-4-23.5-042011	4/20/2011																													
		VMP-4-23.5-042011-DUP	4/20/2011																													
		VMP-4-23.5-080611	8/6/2011																													
		VMP-4-23.5-110911	11/9/2011																													
		VMP-4-23.5-013012	1/30/2012																													
		VMP-4-23.5-013012-DUP	1/30/2012																													
		VMP-4-23.5-041912	4/19/2012																													
		VMP-4-23.5-072312	7/23/2012																													
		VMP-4-23.5-101812	10/18/2012																													
		VMP-4-23.5-020713	2/7/2013																													
	39 ft	VMP-4-39-042111	4/21/2011																													
		VMP-4-39-041912	4/19/2012																													
		VMP-4-39-072312	7/23/2012																													
		VMP-4-39-101812	10/18/2012																													
		VMP-4-39-101812-Dup	10/18/2012																													
		VMP-4-39-020713	2/7/2013																													

SEE LAST PAGE OF TABLE FOR NOTES

TABLE 5
CUMULATIVE SUMMARY OF SOIL VAPOR ANALYTICAL DETECTIONS AND SCREENING RESULTS: VILLAGE - VOCS

Location	Depth	Sample ID	Sample Date	^{3}Heptadecane			^{3}Hexane, 2,2,4-trimethyl-			^{3}Pentane, 2,2,3-trimethyl-			^{3}Pentane, 2,3,4-trimethyl-			^{3}Pentane, 2,4-dimethyl-			^{3}Cyclopentane, methyl-			^{3}Butane, 2,2,3-trimethyl-			^{3}Hexane, 3,4-dimethyl-			^{3}Pentane, 2,3-dimethyl-			^{3}Isobutane		
				Result (ppbV)	Lab Quals	URS Quals	Result (ppbV)	Lab Quals	URS Quals	Result (ppbV)	Lab Quals	URS Quals	Result (ppbV)	Lab Quals	URS Quals	Result (ppbV)	Lab Quals	URS Quals	Result (ppbV)	Lab Quals	URS Quals	Result (ppbV)	Lab Quals	URS Quals	Result (ppbV)	Lab Quals	URS Quals	Result (ppbV)	Lab Quals	URS Quals	Result (ppbV)	Lab Quals	URS Quals
VMP-5	5 ft	VMP-5-5-090910	9/9/2010																													
		VMP-5-5-112210	11/22/2010																													
		VMP-5-5-021611	2/16/2011																													
		VMP-5-5-042111	4/21/2011																													
		VMP-5-5-080511	8/5/2011																													
		VMP-5-5-111111	11/11/2011																													
		VMP-5-5-013012	1/30/2012																													
		VMP-5-5-041112	4/11/2012																													
		VMP-5-5-071312	7/13/2012																													
		VMP-5-5-101212	10/12/2012																													
		VMP-5-5-012513	1/25/2013																													
	12.5 ft	VMP-5-12.5-090910	9/9/2010																													
		VMP-5-12.5-112310	11/23/2010																													
		VMP-5-12.5-021611	2/16/2011																													
		VMP-5-12.5-042111	4/21/2011																													
		VMP-5-12.5-080611	8/6/2011																													
		VMP-5-12.5-111111	11/11/2011																													
		VMP-5-12.5-013012	1/30/2012																													
		VMP-5-12.5-041112	4/11/2012																													
		VMP-5-12.5-071212	7/12/2012																													
		VMP-5-12.5-101112	10/11/2012																													
		VMP-5-12.5-012413	1/24/2013																													
	31 ft	VMP-5-31-090910	9/9/2010																													
		VMP-5-31-112310	11/23/2010																													
		VMP-5-31-021611	2/16/2011																													
		VMP-5-31-042111	4/21/2011																													
		VMP-5-31-080611	8/6/2011																													
		VMP-5-31-111111	11/11/2011																													
		VMP-5-31-013012	1/30/2012																													
		VMP-5-31-041112	4/11/2012																													
		VMP-5-31-071212	7/12/2012																													
		VMP-5-31-101112	10/11/2012																													
		VMP-5-31-012413	1/24/2013																													
	40 ft	VMP-5-40-042111	4/21/2011																													
		VMP-5-40-013012	1/30/2012																													
		VMP-5-40-041212	4/12/2012																													
		VMP-5-40-071212	7/12/2012																													
		VMP-5-40-101112	10/11/2012																													
		VMP-5-40-012513	1/25/2013																													
		VMP-5-40-012513-Dup	1/25/2013																													
VMP-6	5 ft	VMP-6-5-090810	9/8/2010																													
		VMP-6-5-111610	11/16/2010																													
		VMP-6-5-020711	2/7/2011																													
		VMP-6-5-040811	4/8/2011																													
		VMP-6-5-080411	8/4/2011																													
		VMP-6-5-110911	11/9/2011																													
		VMP-6-5-013112	1/31/2012																													
		VMP-6-5-041212	4/12/2012																													
		VMP-6-5-071612	7/16/2012																													
		VMP-6-5-101012	10/10/2012																													
		VMP-6-5-021213	2/12/2013																													
	10 ft	VMP-6-10-090810	9/8/2010																													
		VMP-6-10-111710	11/17/2010																													
		VMP-6-10-020711	2/7/2011																													
		VMP-6-10-040811	4/8/2011																													
		VMP-6-10-080411	8/4/2011																													
		VMP-6-10-111011	11/10/2011																													
		VMP-6-10-013112	1/31/2012																													
		VMP-6-10-041212	4/12/2012																													
		VMP-6-10-071612	7/16/2012																													
		VMP-6-10-101112	10/11/2012																													
		VMP-6-10-020513	2/5/2013																													
	31.5 ft	VMP-6-31.5-090810	9/8/2010																													
		VMP-6-31.5-111710	11/17/2010																													
		VMP-6-31.5-020711	2/7/2011																													
		VMP-6-31.5-041111	4/11/2011																													
		VMP-6-31.5-080411	8/4/2011																													
		VMP-6-31.5-111011	11/10/2011																													
		VMP-6-31.5-013112	1/31/2012																													
		VMP-6-31.5-041212	4/12/2012																													
		VMP-6-31.5-071612	7/16/2012																													
		VMP-6-31.5-101112	10/11/2012																													
		VMP-6-31.5-020513	2/5/2013																													
	39 ft	VMP-6-39-041111	4/11/2011																													
		VMP-6-39-013112	1/31/2012																													
		VMP-6-39-041212	4/12/2012																													
		VMP-6-39-071612	7/16/2012																													
		VMP-6-39-071612-Dup	7/16/2012																													
		VMP-6-39-101112	10/11/2012																													
		VMP-6-39-020513	2/5/2013																													

SEE LAST PAGE OF TABLE FOR NOTES

TABLE 5
CUMULATIVE SUMMARY OF SOIL VAPOR ANALYTICAL DETECTIONS AND SCREENING RESULTS: VILLAGE - VOCS

Location	Depth	Sample ID	Sample Date	[3]Heptadecane			[3]Hexane, 2,2,4-trimethyl-			[3]Pentane, 2,2,3-trimethyl-			[3]Pentane, 2,3,4-trimethyl-			[3]Pentane, 2,4-dimethyl-			[3]Cyclopentane, methyl-			[3]Butane, 2,2,3-trimethyl-			[3]Hexane, 3,4-dimethyl-			[3]Pentane, 2,3-dimethyl-			[3]Isobutane		
				Result (ppbV)	Lab Quals	URS Quals	Result (ppbV)	Lab Quals	URS Quals	Result (ppbV)	Lab Quals	URS Quals	Result (ppbV)	Lab Quals	URS Quals	Result (ppbV)	Lab Quals	URS Quals	Result (ppbV)	Lab Quals	URS Quals	Result (ppbV)	Lab Quals	URS Quals	Result (ppbV)	Lab Quals	URS Quals	Result (ppbV)	Lab Quals	URS Quals	Result (ppbV)	Lab Quals	URS Quals
VMP-7	5 ft	VMP-7-5-082610	8/26/2010																													
		VMP-7-5-111910	11/19/2010																													
		VMP-7-5-020711	2/7/2011																													
		VMP-7-5-040711	4/7/2011																													
		VMP-7-5-080211	8/2/2011																													
		VMP-7-5-111011	11/10/2011																													
		VMP-7-5-111011-DUP	11/10/2011																													
		VMP-7-5-013112	1/31/2012																													
		VMP-7-5-041212	4/12/2012																													
		VMP-7-5-073112	7/31/2012																													
		VMP-7-5-101012	10/10/2012																													
	13.5 ft	VMP-7-13.5-082610	8/26/2010																													
		VMP-7-13.5-111910	11/19/2010																													
		VMP-7-13.5-020711	2/7/2011																													
		VMP-7-13.5-040711	4/7/2011																													
		VMP-7-13.5-080311	8/3/2011																													
		VMP-7-13.5-111011	11/10/2011																													
		VMP-7-13.5-013112	1/31/2012																													
		VMP-7-13.5-013112-DUP	1/31/2012																													
		VMP-7-13.5-041212	4/12/2012																													
		VMP-7-13.5-041212-DUP	4/12/2012																													
		VMP-7-13.5-072012	7/20/2012																													
		VMP-7-13.5-101012	10/10/2012																													
		VMP-7-13.5-021313	2/13/2013																													
	29.5 ft	VMP-7-29.5-083110	8/31/2010																													
		VMP-7-29.5-111910	11/19/2010																													
		VMP-7-29.5-020711	2/7/2011																													
		VMP-7-29.5-040711	4/7/2011																													
		VMP-7-29.5-080311	8/3/2011																													
		VMP-7-29.5-111111	11/11/2011																													
		VMP-7-29.5-020112	2/1/2012																													
		VMP-7-29.5-041312	4/13/2012																													
		VMP-7-29.5-072012	7/20/2012																													
		VMP-7-29.5-072012-Dup	7/20/2012																													
		VMP-7-29.5-101012	10/10/2012																													
	38 ft	VMP-7-38-020711	2/7/2011																													
		VMP-7-38-040711	4/7/2011																													
		VMP-7-38-020112	2/1/2012																													
		VMP-7-38-042512	4/25/2012																													
		VMP-7-38-042512-Dup	4/25/2012																													
		VMP-7-38-101112	10/11/2012																													
VMP-8	5 ft	VMP-8-5-083010	8/30/2010																													
		VMP-8-5-111810	11/17/2010																													
		VMP-8-5-021011	2/10/2011																													
		VMP-8-5-040711	4/7/2011																													
		VMP-8-5-072711	7/27/2011																													
		VMP-8-5-110311	11/3/2011																													
		VMP-8-5-012312	1/23/2012																													
		VMP-8-5-041012	4/10/2012																													
		VMP-8-5-071312	7/13/2012																													
		VMP-8-5-073112	7/31/2012																													
		VMP-8-5-100412	10/4/2012																													
		VMP-8-5-100412-Dup	10/4/2012																													
		VMP-8-5-012413	1/24/2013																													
	9.5 ft	VMP-8-9.5	11/10/2009																													
		VMP-8-9.5-083010	8/30/2010																													
		VMP-8-9.5-083010-DUP	8/30/2010																													
		VMP-8-9.5-111810	11/17/2010																													
		VMP-8-9.5-021011	2/10/2011																													
		VMP-8-9.5-040711	4/7/2011																													
		VMP-8-9.5-072711	7/27/2011																													
		VMP-8-9.5-110311	11/3/2011																													
		VMP-8-9.5-012312	1/23/2012																													
		VMP-8-9.5-041012	4/10/2012																													
		VMP-8-9.5-071312	7/13/2012																													
		VMP-8-9.5-071312-Dup	7/13/2012																													
		VMP-8-9.5-100412	10/4/2012																													
		VMP-8-9.5-012413	1/24/2013																													
		VMP-8-9.5-012413-Dup	1/24/2013																													
	23.5 ft	VMP-8-23.5-083010	8/30/2010																													
		VMP-8-23.5-111910	11/19/2010																													
		VMP-8-23.5-021011	2/10/2011																													
		VMP-8-23.5-040711	4/7/2011																													
		VMP-8-23.5-040711-DUP	4/7/2011																													
		VMP-8-23.5-081011	8/10/2011																													
		VMP-8-23.5-110611	11/6/2011																													
		VMP-8-23.5-012312	1/23/2012																													
		VMP-8-23.5-041012	4/10/2012																													
		VMP-8-23.5-071312	7/13/2012																													
		VMP-8-23.5-100412	10/4/2012																													
		VMP-8-23.5-012413	1/24/2013																													

SEE LAST PAGE OF TABLE FOR NOTES

TABLE 5
CUMULATIVE SUMMARY OF SOIL VAPOR ANALYTICAL DETECTIONS AND SCREENING RESULTS: VILLAGE - VOCS

Location	Depth	Sample ID	Sample Date	[3]Heptadecane			[3]Hexane, 2,2,4-trimethyl-			[3]Pentane, 2,2,3-trimethyl-			[3]Pentane, 2,3,4-trimethyl-			[3]Pentane, 2,4-dimethyl-			[3]Cyclopentane, methyl-			[3]Butane, 2,2,3-trimethyl-			[3]Hexane, 3,4-dimethyl-			[3]Pentane, 2,3-dimethyl-			[3]Isobutane		
				Result (ppbV)	Lab Quals	URS Quals	Result (ppbV)	Lab Quals	URS Quals	Result (ppbV)	Lab Quals	URS Quals	Result (ppbV)	Lab Quals	URS Quals	Result (ppbV)	Lab Quals	URS Quals	Result (ppbV)	Lab Quals	URS Quals	Result (ppbV)	Lab Quals	URS Quals	Result (ppbV)	Lab Quals	URS Quals	Result (ppbV)	Lab Quals	URS Quals	Result (ppbV)	Lab Quals	URS Quals
VMP-9	5 ft	VMP-9-5-082610	8/26/2010																													
		VMP-9-5-111910	11/19/2010																													
		VMP-9-5-020811	2/8/2011																													
		VMP-9-5-040611	4/6/2011																													
		VMP-9-5-080211	8/2/2011																													
		VMP-9-5-110411	11/4/2011																													
		VMP-9-5-012612	1/26/2012																													
		VMP-9-5-041112	4/11/2012																													
		VMP-9-5-071312	7/13/2012																													
		VMP-9-5-101012	10/10/2012																													
		[4]VMP-9-5-012513	1/25/2013																													
		VMP-9-5-021513	2/15/2013																													
	11.5 ft	VMP-9-11.5-082610	8/26/2010																													
		VMP-9-11.5-111910	11/19/2010																													
		VMP-9-11.5-020911	2/9/2011																													
		VMP-9-11.5-020911-DUP	2/9/2011																													
		VMP-9-11.5-040611	4/6/2011																													
		VMP-9-11.5-080211	8/2/2011																													
		VMP-9-11.5-110411	11/4/2011																													
		VMP-9-11.5-012612	1/26/2012																													
		VMP-9-11.5-041112	4/11/2012																													
		VMP-9-11.5-071312	7/13/2012																													
		VMP-9-11.5-101012	10/10/2012																													
		VMP-9-11.5-012513	1/25/2013																													
		VMP-9-11.5-012513-DUP	1/25/2013																													
	25.5 ft	VMP-9-25.5-082610	8/26/2010																													
		VMP-9-25.5-082610-DUP	8/26/2010																													
		VMP-9-25.5-111910	11/19/2010																													
		VMP-9-25.5-020911	2/9/2011																													
		VMP-9-25.5-040811	4/8/2011																													
		VMP-9-25.5-080211	8/2/2011																													
		VMP-9-25.5-110711	11/7/2011																													
		VMP-9-25.5-110711-DUP	11/7/2011																													
		VMP-9-25.5-012612	1/26/2012																													
		VMP-9-25.5-041112	4/11/2012																													
		VMP-9-25.5-071312	7/13/2012																													
		VMP-9-25.5-071312-Dup	7/13/2012																													
		VMP-9-25.5-101012	10/10/2012																													
		VMP-9-25.5-013013	1/30/2013																													
	38.5 ft	VMP-9-38.5-020911	2/9/2011																													
		VMP-9-38.5-040811	4/8/2011																													
		VMP-9-38.5-012612	1/26/2012																													
		VMP-9-38.5-041112	4/11/2012																													
		VMP-9-38.5-071312	7/13/2012																													
		VMP-9-38.5-101012	10/10/2012																													
		VMP-9-38.5-013013	1/30/2013																													
VMP-18	8.5 ft	VMP-18-8.5	6/18/2010																													
		VMP-18-8.5-090710	9/7/2010																													
		VMP-18-8.5-111910	11/19/2010																													
		VMP-18-8.5-020711	2/7/2011																													
		VMP-18-8.5-020711-DUP	2/7/2011																													
		VMP-18-8.5-040711	4/7/2011																													
		VMP-18-8.5-072811	7/28/2011																													
		VMP-18-8.5-110711	11/7/2011																													
		VMP-18-8.5-012312	1/23/2012																													
		VMP-18-8.5-041012	4/10/2012																													
		VMP-18-8.5-071212	7/12/2012																													
		VMP-18-8.5-100912	10/9/2012																													
		VMP-18-8.5-012313	1/23/2013																													
VMP-19	5 ft	VMP-19-5	6/18/2010																													
		VMP-19-5-090110	9/1/2010																													
		VMP-19-5-111510	11/15/2010																													
		VMP-19-5-020411	2/4/2011																													
		VMP-19-5-040711	4/7/2011																													
		VMP-19-5-080911	8/9/2011																													
		VMP-19-5-080911-DUP	8/9/2011																													
		VMP-19-5-110811	11/8/2011																													
		VMP-19-5-012612	1/26/2012																													
		VMP-19-5-041012	4/10/2012																													
		VMP-19-5-071112	7/11/2012																													
		VMP-19-5-100912	10/9/2012																													
		VMP-19-5-013113	1/31/2013																													

SEE LAST PAGE OF TABLE FOR NOTES

TABLE 5
CUMULATIVE SUMMARY OF SOIL VAPOR ANALYTICAL DETECTIONS AND SCREENING RESULTS: VILLAGE - VOCS

Location	Depth	Sample ID	Sample Date	[3]Heptadecane			[3]Hexane, 2,2,4-trimethyl-			[3]Pentane, 2,2,3-trimethyl-			[3]Pentane, 2,3,4-trimethyl-			[3]Pentane, 2,4-dimethyl-			[3]Cyclopentane, methyl-			[3]Butane, 2,2,3-trimethyl-			[3]Hexane, 3,4-dimethyl-			[3]Pentane, 2,3-dimethyl-			[3]Isobutane		
				Result (ppbV)	Lab Quals	URS Quals	Result (ppbV)	Lab Quals	URS Quals	Result (ppbV)	Lab Quals	URS Quals	Result (ppbV)	Lab Quals	URS Quals	Result (ppbV)	Lab Quals	URS Quals	Result (ppbV)	Lab Quals	URS Quals	Result (ppbV)	Lab Quals	URS Quals	Result (ppbV)	Lab Quals	URS Quals	Result (ppbV)	Lab Quals	URS Quals	Result (ppbV)	Lab Quals	URS Quals
VMP-20	5 ft	VMP-20-5-031411	3/14/2011																													
		VMP-20-5-041511	4/15/2011																													
		VMP-20-5-072511	7/25/2011																													
		VMP-20-5-110111	11/1/2011																													
		VMP-20-5-012312	1/23/2012																													
		VMP-20-5-041012	4/10/2012																													
		VMP-20-5-071112	7/11/2012																													
		VMP-20-5-073112	7/31/2012																													
		VMP-20-5-100412	10/4/2012																													
		VMP-20-5-020713	2/7/2013																													
	10 ft	VMP-20-10-031411	3/14/2011																													
		VMP-20-10-041511	4/15/2011																													
		VMP-20-10-072511	7/25/2011																													
		VMP-20-10-110111	11/1/2011																													
		VMP-20-10-012312	1/23/2012																													
		VMP-20-10-041012	4/10/2012																													
		VMP-20-10-071112	7/11/2012																													
		VMP-20-10-100412	10/4/2012																													
		VMP-20-10-012213	1/22/2013																													
	25 ft	VMP-20-25-031411	3/14/2011																													
		VMP-20-25-041511	4/15/2011																													
		VMP-20-25-072611	7/26/2011																													
		VMP-20-25-110511	11/5/2011																													
		VMP-20-25-012312	1/23/2012																													
		VMP-20-25-041012	4/10/2012																													
		VMP-20-25-041012-Dup	4/10/2012																													
		VMP-20-25-071112	7/11/2012																													
		VMP-20-25-100412	10/4/2012																													
		VMP-20-25-012213	1/22/2013																													
	39.5 ft	VMP-20-39.5-100412	10/4/2012																													
		VMP-20-39.5-012313	1/23/2013																													
VMP-21	5 ft	VMP-21-5-020911	2/9/2011																													
		VMP-21-5-020911-DUP	2/9/2011																													
		VMP-21-5-041311	4/13/2011																													
		VMP-21-5-072511	7/25/2011																													
		VMP-21-5-110111	11/1/2011																													
		VMP-21-5-012312	1/23/2012																													
		VMP-21-5-012312-DUP	1/23/2012																													
		VMP-21-5-042412	4/24/2012																													
		VMP-21-5-071012	7/10/2012																													
		VMP-21-5-100412	10/4/2012																													
		VMP-21-5-020613	2/6/2013																													
	10 ft	VMP-21-10-021011	2/10/2011																													
		VMP-21-10-041311	4/13/2011																													
		VMP-21-10-072511	7/25/2011																													
		VMP-21-10-110111	11/1/2011																													
		VMP-21-10-012312	1/23/2012																													
		VMP-21-10-040912	4/9/2012																													
		VMP-21-10-071012	7/10/2012																													
		VMP-21-10-100412	10/4/2012																													
		VMP-21-10-020513	2/5/2013																													
		VMP-21-10-020513-DUP	2/5/2013																													
	25 ft	VMP-21-25-021011	2/10/2011																													
		VMP-21-25-041411	4/14/2011																													
		VMP-21-25-041411-DUP	4/14/2011																													
		VMP-21-25-072611	7/26/2011																													
		VMP-21-25-110511	11/5/2011																													
		VMP-21-25-012412	1/24/2012																													
		VMP-21-25-040912	4/9/2012																													
		VMP-21-25-071112	7/11/2012																													
		VMP-21-25-100412	10/4/2012																													
		VMP-21-25-020513	2/5/2013																													
		VMP-21-25-020513-DUP	2/5/2013																													
	33 ft	VMP-21-33-021011	2/10/2011																													
		VMP-21-33-041411	4/14/2011																													
		VMP-21-33-110511	11/5/2011																													
		VMP-21-33-012412	1/24/2012																													
		VMP-21-33-042412	4/24/2012																													
		VMP-21-33-071112	7/11/2012																													
		VMP-21-33-100412	10/4/2012																													
		VMP-21-33-020513	2/5/2013																													

TABLE 5
CUMULATIVE SUMMARY OF SOIL VAPOR ANALYTICAL DETECTIONS AND SCREENING RESULTS: VILLAGE - VOCS

Location	Depth	Sample ID	Sample Date	[3]Heptadecane			[3]Hexane, 2,2,4-trimethyl-			[3]Pentane, 2,2,3-trimethyl-			[3]Pentane, 2,3,4-trimethyl-			[3]Pentane, 2,4-dimethyl-			[3]Cyclopentane, methyl-			[3]Butane, 2,2,3-trimethyl-			[3]Hexane, 3,4-dimethyl-			[3]Pentane, 2,3-dimethyl-			[3]Isobutane		
				Result (ppbV)	Lab Quals	URS Quals	Result (ppbV)	Lab Quals	URS Quals	Result (ppbV)	Lab Quals	URS Quals	Result (ppbV)	Lab Quals	URS Quals	Result (ppbV)	Lab Quals	URS Quals	Result (ppbV)	Lab Quals	URS Quals	Result (ppbV)	Lab Quals	URS Quals	Result (ppbV)	Lab Quals	URS Quals	Result (ppbV)	Lab Quals	URS Quals	Result (ppbV)	Lab Quals	URS Quals
VMP-22	5 ft	VMP-22-5-021111	2/11/2011																													
		VMP-22-5-041811	4/18/2011																													
		VMP-22-5-072611	7/26/2011																													
		VMP-22-5-110111	11/1/2011																													
		VMP-22-5-012412	1/24/2012																													
		VMP-22-5-040912	4/9/2012																													
		VMP-22-5-070912	7/9/2012																													
		VMP-22-5-100312	10/3/2012																													
		VMP-22-5-100312-Dup	10/3/2012																													
		VMP-22-5-012413	1/24/2013																													
	10 ft	VMP-22-10-021111	2/11/2011																													
		VMP-22-10-041811	4/18/2011																													
		VMP-22-10-072611	7/26/2011																													
		VMP-22-10-072611-DUP	7/26/2011																													
		VMP-22-10-110211	11/2/2011																													
		VMP-22-10-012412	1/24/2012																													
		VMP-22-10-040912	4/9/2012																													
		VMP-22-10-070912	7/9/2012																													
		VMP-22-10-070912-Dup	7/9/2012																													
		VMP-22-10-100312	10/3/2012																													
		VMP-22-10-012413	1/24/2013																													
	18 ft	VMP-22-18-021111	2/11/2011																													
		VMP-22-18-041811	4/18/2011																													
		VMP-22-18-072611	7/26/2011																													
		VMP-22-18-110511	11/5/2011																													
		VMP-22-18-012412	1/24/2012																													
		VMP-22-18-040912	4/9/2012																													
		VMP-22-18-070912	7/9/2012																													
		VMP-22-18-100412	10/4/2012																													
		VMP-22-18-012413	1/24/2013																													
	38 ft	VMP-22-38-041811	4/18/2011																													
		VMP-22-38-012512	1/25/2012																													
		VMP-22-38-040912	4/9/2012																													
		VMP-22-38-070912	7/9/2012																													
		VMP-22-38-100412	10/4/2012																													
		VMP-22-38-012413	1/24/2013																													
VMP-23	5 ft	VMP-23-5-021511	2/15/2011																													
		VMP-23-5-042111	4/21/2011																													
		VMP-23-5-072711	7/27/2011																													
		VMP-23-5-110211	11/2/2011																													
		VMP-23-5-012512	1/25/2012																													
		VMP-23-5-040912	4/9/2012																													
		VMP-23-5-070912	7/9/2012																													
		VMP-23-5-100312	10/3/2012																													
		VMP-23-5-012413	1/24/2013																													
	10 ft	VMP-23-10-021511	2/15/2011																													
		VMP-23-10-042111	4/21/2011																													
		VMP-23-10-072711	7/27/2011																													
		VMP-23-10-110211	11/2/2011																													
		VMP-23-10-012512	1/25/2012																													
		VMP-23-10-040912	4/9/2012																													
		VMP-23-10-040912-Dup	4/9/2012																													
		VMP-23-10-070912	7/9/2012																													
		VMP-23-10-100312	10/3/2012																													
		VMP-23-10-012413	1/24/2013																													
	25 ft	VMP-23-25-021511	2/15/2011																													
		VMP-23-25-042111	4/21/2011																													
		VMP-23-25-072711	7/27/2011																													
		VMP-23-25-110511	11/5/2011																													
		VMP-23-25-012512	1/25/2012																													
		VMP-23-25-040912	4/9/2012																													
		VMP-23-25-071012	7/10/2012																													
		VMP-23-25-100312	10/3/2012																													
		VMP-23-25-012413	1/24/2013																													
	40 ft	VMP-23-40-071012	7/10/2012																													
		VMP-23-40-100312	10/3/2012																													
		VMP-23-40-012413	1/24/2013																													

SEE LAST PAGE OF TABLE FOR NOTES

TABLE 5
CUMULATIVE SUMMARY OF SOIL VAPOR ANALYTICAL DETECTIONS AND SCREENING RESULTS: VILLAGE - VOCS

Location	Depth	Sample ID	Sample Date	[3]Heptadecane			[3]Hexane, 2,2,4-trimethyl-			[3]Pentane, 2,2,3-trimethyl-			[3]Pentane, 2,3,4-trimethyl-			[3]Pentane, 2,4-dimethyl-			[3]Cyclopentane, methyl-			[3]Butane, 2,2,3-trimethyl-			[3]Hexane, 3,4-dimethyl-			[3]Pentane, 2,3-dimethyl-			[3]Isobutane		
				Result (ppbV)	Lab Quals	URS Quals	Result (ppbV)	Lab Quals	URS Quals	Result (ppbV)	Lab Quals	URS Quals	Result (ppbV)	Lab Quals	URS Quals	Result (ppbV)	Lab Quals	URS Quals	Result (ppbV)	Lab Quals	URS Quals	Result (ppbV)	Lab Quals	URS Quals	Result (ppbV)	Lab Quals	URS Quals	Result (ppbV)	Lab Quals	URS Quals	Result (ppbV)	Lab Quals	URS Quals
VMP-24	5 ft	VMP-24-5-021611	2/16/2011																														
		VMP-24-5-040811	4/8/2011																														
		VMP-24-5-072811	7/28/2011																														
		VMP-24-5-110211	11/2/2011																														
		VMP-24-5-110211-DUP	11/2/2011																														
		VMP-24-5-012512	1/25/2012																														
		VMP-24-5-040912	4/9/2012																														
		VMP-24-5-071212	7/12/2012																														
		VMP-24-5-101912	10/19/2012																														
		VMP-24-5-012313	1/23/2013																														
	10 ft	VMP-24-10-021711	2/17/2011																														
		VMP-24-10-041111	4/11/2011																														
		VMP-24-10-072811	7/28/2011																														
		VMP-24-10-110211	11/2/2011																														
		VMP-24-10-012512	1/25/2012																														
		VMP-24-10-041012	4/10/2012																														
		VMP-24-10-071212	7/12/2012																														
		VMP-24-10-100912	10/9/2012																														
		VMP-24-10-012313	1/23/2013																														
	22 ft	VMP-24-22-021711	2/17/2011																														
		VMP-24-22-041111	4/11/2011																														
		VMP-24-22-072811	7/28/2011																														
		VMP-24-22-072811-Dup	7/28/2011																														
		VMP-24-22-110611	11/6/2011																														
		VMP-24-22-012512	1/25/2012																														
		VMP-24-22-041012	4/10/2012																														
		VMP-24-22-071212	7/12/2012																														
		VMP-24-22-100912	10/9/2012																														
		VMP-24-22-012313	1/23/2013																														
	34 ft	VMP-24-34-021711	2/17/2011																														
		VMP-24-34-041111	4/11/2011																														
		VMP-24-34-072811	7/28/2011																														
		VMP-24-34-110611	11/6/2011																														
		VMP-24-34-012512	1/25/2012																														
		VMP-24-34-041012	4/10/2012																														
		VMP-24-34-071212	7/12/2012																														
		VMP-24-34-100912	10/9/2012																														
		VMP-24-34-012313	1/23/2013																														
VMP-31	5 ft	VMP-31-5-042512	4/25/2012																														
		VMP-31-5-072012	7/20/2012																														
		VMP-31-5-102612	10/26/2012																														
		VMP-31-5-021113	2/11/2013																														
	10 ft	VMP-31-10-042512	4/25/2012																														
		VMP-31-10-072612	7/26/2012																														
		VMP-31-10-102612	10/26/2012																														
		VMP-31-10-021313	2/13/2013																														
	20 ft	VMP-31-20-101912	10/19/2012																														
		VMP-31-20-021113	2/11/2013																														
	30 ft	VMP-31-30-042512	4/25/2012																														
		VMP-31-30-042512-Dup	4/25/2012																														
		VMP-31-30-072012	7/20/2012																														
		VMP-31-30-101912	10/19/2012																														
		VMP-31-30-021113	2/11/2013																														
VMP-32	5 ft	VMP-32-5-042512	4/25/2012																														
		VMP-32-5-072012	7/20/2012																														
		VMP-32-5-101812	10/18/2012																														
		VMP-32-5-020513	2/5/2013																														
	10 ft	VMP-32-10-041612	4/16/2012																														
		VMP-32-10-072012	7/20/2012																														
		VMP-32-10-101812	10/18/2012																														
		VMP-32-10-020513	2/5/2013																														
	20 ft	VMP-32-20-041612	4/16/2012																														
		VMP-32-20-072012	7/20/2012																														
		VMP-32-20-101812	10/18/2012																														
		VMP-32-20-020513	2/5/2013																														
	30 ft	VMP-32-30-041612	4/16/2012																														
		VMP-32-30-072012	7/20/2012																														
		VMP-32-30-101812	10/18/2012																														
		VMP-32-30-020513	2/5/2013																														

SEE LAST PAGE OF TABLE FOR NOTES

TABLE 5
CUMULATIVE SUMMARY OF SOIL VAPOR ANALYTICAL DETECTIONS AND SCREENING RESULTS: VILLAGE - VOCS

Location	Depth	Sample ID	Sample Date	[3]Heptadecane			[3]Hexane, 2,2,4-trimethyl-			[3]Pentane, 2,2,3-trimethyl-			[3]Pentane, 2,3,4-trimethyl-			[3]Pentane, 2,4-dimethyl-			[3]Cyclopentane, methyl-			[3]Butane, 2,2,3-trimethyl-			[3]Hexane, 3,4-dimethyl-			[3]Pentane, 2,3-dimethyl-			[3]Isobutane		
				Result (ppbV)	Lab Quals	URS Quals	Result (ppbV)	Lab Quals	URS Quals	Result (ppbV)	Lab Quals	URS Quals	Result (ppbV)	Lab Quals	URS Quals	Result (ppbV)	Lab Quals	URS Quals	Result (ppbV)	Lab Quals	URS Quals	Result (ppbV)	Lab Quals	URS Quals	Result (ppbV)	Lab Quals	URS Quals	Result (ppbV)	Lab Quals	URS Quals	Result (ppbV)	Lab Quals	URS Quals
VMP-42	10 ft	VMP-42-10-041812	4/18/2012																													
		VMP-42-10-041812-Dup	4/18/2012																													
		VMP-42-20-041812	4/18/2012																													
		VMP-42-10-071912	7/19/2012																													
		VMP-42-10-101212	10/12/2012																													
		VMP-42-10-013113	1/31/2013																													
	20 ft	VMP-42-20-071912	7/19/2012																													
		VMP-42-20-101212	10/12/2012																													
		VMP-42-20-101212-Dup	10/12/2012																													
		VMP-42-20-013113	1/31/2013																													
	30 ft	VMP-42-30-041912	4/19/2012																													
		VMP-42-30-071912	7/19/2012																													
		VMP-42-30-101212	10/12/2012																													
		VMP-42-30-101212-Dup	10/12/2012																													
		VMP-42-30-013113	1/31/2013																													
VMP-43	10 ft	VMP-43-10-041612	4/16/2012																													
		VMP-43-10-071912	7/19/2012																													
		VMP-43-10-101612	10/16/2012																													
	20 ft	VMP-43-20-041612	4/16/2012																													
		VMP-43-20-071912	7/19/2012																													
		VMP-43-20-101812	10/18/2012																													
		VMP-43-20-012413	1/24/2013																													
	30 ft	VMP-43-30-042312	4/23/2012																													
		VMP-43-30-071912	7/19/2012																													
		VMP-43-30-101812	10/18/2012																													
		VMP-43-30-012413	1/24/2013																													
VMP-44	10 ft	VMP-44-10-041912	4/19/2012																													
		VMP-44-10-072012	7/20/2012																													
		VMP-44-10-081012	8/10/2012																													
		VMP-44-10-101212	10/12/2012																													
		VMP-44-10-012513	1/25/2013																													
	20 ft	VMP-44-20-041912	4/19/2012																													
		VMP-44-20-072512	7/25/2012																													
		VMP-44-20-101212	10/12/2012																													
		VMP-44-20-012513	1/25/2013																													
	30 ft	VMP-44-30-041912	4/19/2012																													
		VMP-44-30-072512	7/25/2012																													
		VMP-44-30-072512-Dup	7/25/2012																													
		VMP-44-30-101512	10/15/2012																													
		VMP-44-30-101512-Dup	10/15/2012																													
		VMP-44-30-012513	1/25/2013																													
VMP-45	10 ft	VMP-45-10-041912	4/19/2012																													
		VMP-45-10-071912	7/19/2012																													
		VMP-45-10-101512	10/15/2012																													
		VMP-45-10-013013	1/30/2013																													
	20 ft	VMP-45-20-041912	4/19/2012																													
		VMP-45-20-071912	7/19/2012																													
		VMP-45-20-101512	10/15/2012																													
		VMP-45-20-013013	1/30/2013																													
	30 ft	VMP-45-30-041912	4/19/2012																													
		VMP-45-30-071912	7/19/2012																													
		VMP-45-30-101512	10/15/2012																													
		VMP-45-30-101512-Dup	10/15/2012																													
		VMP-45-30-013013	1/30/2013																													

SEE LAST PAGE OF TABLE FOR NOTES

TABLE 5
CUMULATIVE SUMMARY OF SOIL VAPOR ANALYTICAL DETECTIONS AND SCREENING RESULTS: VILLAGE - VOCS

Location	Depth	Sample ID	Sample Date	[3]Heptadecane			[3]Hexane, 2,2,4-trimethyl-			[3]Pentane, 2,2,3-trimethyl-			[3]Pentane, 2,3,4-trimethyl-			[3]Pentane, 2,4-dimethyl-			[3]Cyclopentane, methyl-			[3]Butane, 2,2,3-trimethyl-			[3]Hexane, 3,4-dimethyl-			[3]Pentane, 2,3-dimethyl-			[3]Isobutane		
				Result (ppbV)	Lab Quals	URS Quals	Result (ppbV)	Lab Quals	URS Quals	Result (ppbV)	Lab Quals	URS Quals	Result (ppbV)	Lab Quals	URS Quals	Result (ppbV)	Lab Quals	URS Quals	Result (ppbV)	Lab Quals	URS Quals	Result (ppbV)	Lab Quals	URS Quals	Result (ppbV)	Lab Quals	URS Quals	Result (ppbV)	Lab Quals	URS Quals	Result (ppbV)	Lab Quals	URS Quals
VMP-47	5 ft	VMP-47-5-012113	1/21/2013				19						39			13																
		[4]VMP-47-5-012313-R	1/23/2013																					310,000			370,000			470,000		
	10 ft	VMP-47-10-012113	1/21/2013	7.7																												
		[4]VMP-47-10-012313-R	1/23/2013													27,000											42,000			56,000		
	20 ft	VMP-47-20-012113	1/21/2013																								110,000			150,000		
		[4]VMP-47-20-012313-R	1/23/2013																								300,000			360,000		
	30 ft	VMP-47-30-012113	1/21/2013																			63,000					97,000			130,000		
		[4]VMP-47-30-012313-R	1/23/2013																								370,000			460,000		
VMP-48	5 ft	VMP-48-5-020113	2/1/2013																													
	10 ft	VMP-48-10-020113	2/1/2013																													
	20 ft	VMP-48-20-020113	2/1/2013																													
	30 ft	VMP-48-30-020113	2/1/2013																													
		VMP-48-30-020113-DUP	2/1/2013																													
VMP-49	5 ft	VMP-49-5-020113	2/1/2013																													
	10 ft	VMP-49-10-020113	2/1/2013																													
	20 ft	VMP-49-20-020113	2/1/2013																													
	30 ft	VMP-49-30-020113	2/1/2013																													
VMP-50	5 ft	VMP-50-5-020113	2/1/2013																													
	10 ft	VMP-50-10-020113	2/1/2013																													
	20 ft	VMP-50-20-020113	2/1/2013																													
	30 ft	VMP-50-30-020113	2/1/2013																													
VMP-51	5 ft	VMP-51-5-020113	2/1/2013																													
	10 ft	VMP-51-10-020113	2/1/2013																													
	20 ft	VMP-51-20-021513-R	2/15/2013																													
	30 ft	VMP-51-30-020413	2/4/2013																													
		VMP-51-30-020413-DUP	2/4/2013																													
VMP-52	5 ft	VMP-52-5-020413	2/4/2013																													
	10 ft	VMP-52-10-020413	2/4/2013																													
	20 ft	VMP-52-20-020413	2/4/2013																													
		VMP-52-20-020413-DUP	2/4/2013																													
	30 ft	VMP-52-30-020413	2/4/2013																													
VMP-53	5 ft	VMP-53-5-020513	2/5/2013																													
	10 ft	VMP-53-10-020513	2/5/2013																													
		VMP-53-10-020513-DUP	2/5/2013																													
	20 ft	VMP-53-20-020513	2/5/2013																													
	30 ft	VMP-53-30-020513	2/5/2013																													
VMP-54	5 ft	VMP-54-5-020613	2/6/2013																													
	10 ft	VMP-54-10-020613	2/6/2013																													
	20 ft	VMP-54-20-020613	2/6/2013																													
		VMP-54-20-020613-DUP	2/6/2013																													
	30 ft	VMP-54-30-020613	2/6/2013																													
		VMP-54-30-020613-DUP	2/6/2013																													

SEE LAST PAGE OF TABLE FOR NOTES

TABLE 5
CUMULATIVE SUMMARY OF SOIL VAPOR ANALYTICAL DETECTIONS AND SCREENING RESULTS: VILLAGE - VOCS

Location	Depth	Sample ID	Sample Date	[3]Pentane			[3]Pentane, 2-methyl-			[3]Pentane, 3-methyl-			[3]Unknown		
				Result (ppbV)	Lab Quals	URS Quals	Result (ppbV)	Lab Quals	URS Quals	Result (ppbV)	Lab Quals	URS Quals	Result (ppbV)	Lab Quals	URS Quals
VMP-1	5 ft	VMP-1-5-082510	8/25/2010												
		VMP-1-5-111710	11/17/2010												
		VMP-1-5-020411	2/4/2011												
		VMP-1-5-041211	4/12/2011												
		VMP-1-5-080111	8/1/2011												
		VMP-1-5-110311	11/3/2011												
		VMP-1-5-013012	1/30/2012												
		VMP-1-5-041312	4/13/2012												
		VMP-1-5-071612	7/16/2012												
		VMP-1-5-101112	10/11/2012												
		[4]VMP-1-5-012113	1/21/2013	1,900						1800					
		[4]VMP-1-5-012313-R	1/23/2013	340,000			320000								
	8.5 ft	VMP-1-8.5-082510	8/25/2010												
		VMP-1-8.5-111710	11/17/2010												
		VMP-1-8.5-111710-Dup	11/17/2010												
		VMP-1-8.5-020411	2/4/2011												
		VMP-1-8.5-041211	4/12/2011												
		VMP-1-8.5-080111	8/1/2011												
		VMP-1-8.5-080111-Dup	8/1/2011												
		VMP-1-8.5-110311	11/3/2011												
		VMP-1-8.5-013012	1/30/2012												
		VMP-1-8.5-041612	4/16/2012												
		VMP-1-8.5-041612-Dup	4/16/2012												
		VMP-1-8.5-071612	7/16/2012												
		VMP-1-8.5-101112	10/11/2012												
		[4]VMP-1-8.5-012113	1/21/2013	4,600			4400			3000					
		[4]VMP-1-8.5-012313-R	1/23/2013	15,000			13000								
	23.5 ft	VMP - 1 - 23.5 - 083010	8/30/2010												
		VMP-1-23.5-111810	11/17/2010												
		VMP-1-23.5-020411	2/4/2011												
		VMP-1-23.5-041211	4/12/2011												
		VMP-1-23.5-041211-DUP	4/12/2011												
		VMP-1-23.5-080111	8/1/2011												
		VMP-1-23.5-110611	11/6/2011												
		VMP-1-23.5-013112	1/31/2012												
		VMP-1-23.5-041612	4/16/2012												
		VMP-1-23.5-071612	7/16/2012												
		VMP-1-23.5-102412	10/24/2012												
		[4]VMP-1-23.5-012113	1/21/2013												
		[4]VMP-1-23.5-012313-R	1/23/2013	1,600,000			1800000			870000					
	38.5 ft	VMP-1-38.5-073112	7/31/2012												
		VMP-1-38.5-102612	10/26/2012												
		[4]VMP-1-38.5-012113	1/21/2013	680		J	1200		J	600		J			
		[4]VMP-1-38.5-012313-R	1/23/2013	1,000,000			(ppbV)								
VMP-2	5 ft	VMP - 2 - 5 - 083110	8/31/2010												
		VMP-2-5-111610	11/16/2010												
		VMP-2-5-020411	2/4/2011												
		VMP-2-5-041311	4/13/2011												
		VMP-2-5-080211	8/2/2011												
		VMP-2-5-110711	11/7/2011												
		VMP-2-5-012512	1/25/2012												
		VMP-2-5-042512	4/25/2012												
		VMP-2-5-071612	7/16/2012												
		VMP-2-5-102412	10/24/2012												
		VMP-2-5-013113	1/31/2013												
	8.5 ft	VMP-2-8.5-083110	8/31/2010												
		VMP-2-8.5-111610	11/16/2010												
		VMP-2-8.5-020411	2/4/2011												
		VMP-2-8.5-041311	4/13/2011												
		VMP-2-8.5-080211	8/2/2011												
		VMP-2-8.5-110711	11/7/2011												
		VMP-2-8.5-012612	1/26/2012												
		VMP-2-8.5-012612-DUP	1/26/2012												
		VMP-2-8.5-041612	4/16/2012												
		VMP-2-8.5-041612-Dup	4/16/2012												
		VMP-2-8.5-071612	7/16/2012												
		VMP-2-8.5-071612-Dup	7/16/2012												
		VMP-2-8.5-102312	10/23/2012												
		VMP-2-8.5-020513	2/5/2013												
	22 ft	VMP-2-22-083110	8/31/2010												
		VMP-2-22-111610	11/16/2010												
		VMP-2-22-020411	2/4/2011												
		VMP-2-22-041311	4/13/2011												
		VMP-2-22-080211	8/2/2011												
		VMP-2-22-110711	11/7/2011												
		VMP-2-22-012612	1/26/2012												
		VMP-2-22-042712	4/27/2012												
		VMP-2-22-071612	7/16/2012												
		VMP-2-22-102312	10/23/2012												
		VMP-2-22-013113	1/31/2013												
	42 ft	VMP-2-42-013113	1/31/2013												

TABLE 5
CUMULATIVE SUMMARY OF SOIL VAPOR ANALYTICAL DETECTIONS AND SCREENING RESULTS: VILLAGE - VOCS

Location	Depth	Sample ID	Sample Date	[3]Pentane			[3]Pentane, 2-methyl-			[3]Pentane, 3-methyl-			[3]Unknown		
				Result (ppbV)	Lab Quals	URS Quals	Result (ppbV)	Lab Quals	URS Quals	Result (ppbV)	Lab Quals	URS Quals	Result (ppbV)	Lab Quals	URS Quals
VMP-3	5 ft	VMP-3-5-090910	9/9/2010												
		VMP-3-5-112210	11/22/2010												
		VMP-3-5-020911	2/9/2011												
		VMP-3-5-041411	4/14/2011												
		VMP-3-5-080211	8/2/2011												
		VMP-3-5-110811	11/8/2011												
		VMP-3-5-110811-DUP	11/8/2011												
		VMP-3-5-012712	1/27/2012												
		VMP-3-5-041912	4/19/2012												
		VMP-3-5-072712	7/27/2012												
	10 ft	VMP-3-10	6/21/2010												
		VMP 3-10-091010	9/10/2010												
		VMP-3-10-092010	9/20/2010												
		VMP-3-10-112210	11/22/2010												
		VMP-3-10-112210-Dup	11/22/2010												
		VMP-3-10-020811	2/8/2011												
		VMP-3-10-041311	4/13/2011												
		VMP-3-10-080311	8/3/2011												
		VMP-3-10-110811	11/8/2011												
		VMP-3-10-012712	1/27/2012												
		VMP-3-10-042012	4/20/2012												
		VMP-3-10-072312	7/23/2012												
		VMP-3-10-101812	10/18/2012												
		VMP-3-10-020613	2/6/2013												
	22 ft	VMP-3-22-092010	9/20/2010												
		VMP-3-22-112210	11/22/2010												
		VMP-3-22-020811	2/8/2011												
		VMP-3-22-041511	4/15/2011												
		VMP-3-22-080611	8/6/2011												
		VMP-3-22-110811	11/8/2011												
		VMP-3-22-013012	1/30/2012												
		VMP-3-22-042012	4/20/2012												
		VMP-3-22-072312	7/23/2012												
		VMP-3-22-101812	10/18/2012												
		VMP-3-22-020613	2/6/2013												
	31.5 ft	VMP-3-31.5-090910	9/9/2010												
		VMP-3-31.5-112210	11/22/2010												
		VMP-3-31.5-020911	2/9/2011												
		VMP-3-31.5-041411	4/14/2011												
		VMP-3-31.5-041411-DUP	4/14/2011												
		VMP-3-31.5-080211	8/2/2011												
		VMP-3-31.5-080211-Dup	8/2/2011												
		VMP-3-31.5-110811	11/8/2011												
		VMP-3-31.5-012712	1/27/2012												
		VMP-3-31.5-041912	4/19/2012												
		VMP-3-31.5-041912-Dup	4/19/2012												
		VMP-3-31.5-072312	7/23/2012												
		VMP-3-31.5-101912	10/19/2012												
		VMP-3-31.5-020713	2/7/2013												
	39.5 ft	VMP-3-39-101912	10/19/2012												
		VMP-3-39-021213	2/12/2013												
VMP-4	5 ft	VMP-4-5-082510	8/25/2010												
		VMP-4-5-112210	11/22/2010												
		VMP-4-5-021411	2/14/2011												
		VMP-4-5-041911	4/19/2011												
		VMP-4-5-080311	8/3/2011												
		VMP-4-5-110911	11/9/2011												
		VMP-4-5-013012	1/30/2012												
		VMP-4-5-042512	4/25/2012												
		VMP-4-5-072512	7/25/2012												
		VMP-4-5-101812	10/18/2012												
		VMP-4-5-020713	2/7/2013												
	12 ft	VMP-4-12-082510	8/25/2010												
		VMP-4-12-112310	11/23/2010												
		VMP-4-12-021411	2/14/2011												
		VMP-4-12-041911	4/19/2011												
		VMP-4-12-080311	8/3/2011												
		VMP-4-12-080311-Dup	8/3/2011												
		VMP-4-12-110911	11/9/2011												
		VMP-4-12-013012	1/30/2012												
		VMP-4-12-041812	4/18/2012												
		VMP-4-12-072312	7/23/2012												
		VMP-4-12-101812	10/18/2012												
		VMP-4-12-101812-Dup	10/18/2012												
		VMP-4-12-020713	2/7/2013												
		VMP-4-12-020713-DUP	2/7/2013												
	23.5 ft	VMP - 4 - 23.5 - 083110	8/31/2010												
		VMP-4-23.5-112310	11/23/2010												
		VMP-4-23.5-021411	2/14/2011												
		VMP-4-23.5-042011	4/20/2011												
		VMP-4-23.5-042011-DUP	4/20/2011												
		VMP-4-23.5-080611	8/6/2011												
		VMP-4-23.5-110911	11/9/2011												
		VMP-4-23.5-013012	1/30/2012												
		VMP-4-23.5-013012-DUP	1/30/2012												
		VMP-4-23.5-041912	4/19/2012												
		VMP-4-23.5-072312	7/23/2012												
		VMP-4-23.5-101812	10/18/2012												
		VMP-4-23.5-020713	2/7/2013												
	39 ft	VMP-4-39-042111	4/21/2011												
		VMP-4-39-041912	4/19/2012												
		VMP-4-39-072312	7/23/2012												
		VMP-4-39-101812	10/18/2012												
		VMP-4-39-101812-Dup	10/18/2012												
		VMP-4-39-020713	2/7/2013												

SEE LAST PAGE OF TABLE FOR NOTES

TABLE 5
CUMULATIVE SUMMARY OF SOIL VAPOR ANALYTICAL DETECTIONS AND SCREENING RESULTS: VILLAGE - VOCS

Location	Depth	Sample ID	Sample Date	[3]Pentane			[3]Pentane, 2-methyl-			[3]Pentane, 3-methyl-			[3]Unknown		
				Result (ppbV)	Lab Quals	URS Quals	Result (ppbV)	Lab Quals	URS Quals	Result (ppbV)	Lab Quals	URS Quals	Result (ppbV)	Lab Quals	URS Quals
VMP-5	5 ft	VMP-5-5-090910	9/9/2010												
		VMP-5-5-112210	11/22/2010												
		VMP-5-5-021611	2/16/2011												
		VMP-5-5-042111	4/21/2011												
		VMP-5-5-080511	8/5/2011												
		VMP-5-5-111111	11/11/2011												
		VMP-5-5-013012	1/30/2012												
		VMP-5-5-041112	4/11/2012												
		VMP-5-5-071312	7/13/2012												
		VMP-5-5-101212	10/12/2012												
		VMP-5-5-012513	1/25/2013												
	12.5 ft	VMP-5-12.5-090910	9/9/2010												
		VMP-5-12.5-112310	11/23/2010												
		VMP-5-12.5-021611	2/16/2011												
		VMP-5-12.5-042111	4/21/2011												
		VMP-5-12.5-080611	8/6/2011												
		VMP-5-12.5-111111	11/11/2011												
		VMP-5-12.5-013012	1/30/2012												
		VMP-5-12.5-041112	4/11/2012												
		VMP-5-12.5-071212	7/12/2012												
		VMP-5-12.5-101112	10/11/2012												
		VMP-5-12.5-012413	1/24/2013												
	31 ft	VMP-5-31-090910	9/9/2010												
		VMP-5-31-112310	11/23/2010												
		VMP-5-31-021611	2/16/2011												
		VMP-5-31-042111	4/21/2011												
		VMP-5-31-080611	8/6/2011												
		VMP-5-31-111111	11/11/2011												
		VMP-5-31-013012	1/30/2012												
		VMP-5-31-041112	4/11/2012												
		VMP-5-31-071212	7/12/2012												
		VMP-5-31-101112	10/11/2012												
		VMP-5-31-012413	1/24/2013												
	40 ft	VMP-5-40-042111	4/21/2011												
		VMP-5-40-013012	1/30/2012												
		VMP-5-40-041212	4/12/2012												
		VMP-5-40-071212	7/12/2012												
		VMP-5-40-101112	10/11/2012												
		VMP-5-40-012513	1/25/2013												
		VMP-5-40-012513-Dup	1/25/2013												
VMP-6	5 ft	VMP-6-5-090810	9/8/2010												
		VMP-6-5-111610	11/16/2010												
		VMP-6-5-020711	2/7/2011												
		VMP-6-5-040811	4/8/2011												
		VMP-6-5-080411	8/4/2011												
		VMP-6-5-110911	11/9/2011												
		VMP-6-5-013112	1/31/2012												
		VMP-6-5-041212	4/12/2012												
		VMP-6-5-071612	7/16/2012												
		VMP-6-5-101012	10/10/2012												
		VMP-6-5-021213	2/12/2013												
	10 ft	VMP-6-10-090810	9/8/2010												
		VMP-6-10-111710	11/17/2010												
		VMP-6-10-020711	2/7/2011												
		VMP-6-10-040811	4/8/2011												
		VMP-6-10-080411	8/4/2011												
		VMP-6-10-111011	11/10/2011												
		VMP-6-10-013112	1/31/2012												
		VMP-6-10-041212	4/12/2012												
		VMP-6-10-071612	7/16/2012												
		VMP-6-10-101112	10/11/2012												
		VMP-6-10-020513	2/5/2013												
	31.5 ft	VMP-6-31.5-090810	9/8/2010												
		VMP-6-31.5-111710	11/17/2010												
		VMP-6-31.5-020711	2/7/2011												
		VMP-6-31.5-041111	4/11/2011												
		VMP-6-31.5-080411	8/4/2011												
		VMP-6-31.5-111011	11/10/2011												
		VMP-6-31.5-013112	1/31/2012												
		VMP-6-31.5-041212	4/12/2012												
		VMP-6-31.5-071612	7/16/2012												
		VMP-6-31.5-101112	10/11/2012												
		VMP-6-31.5-020513	2/5/2013												
	39 ft	VMP-6-39-041111	4/11/2011												
		VMP-6-39-013112	1/31/2012												
		VMP-6-39-041212	4/12/2012												
		VMP-6-39-071612	7/16/2012												
		VMP-6-39-071612-Dup	7/16/2012												
		VMP-6-39-101112	10/11/2012												
		VMP-6-39-020513	2/5/2013												

SEE LAST PAGE OF TABLE FOR NOTES

TABLE 5
CUMULATIVE SUMMARY OF SOIL VAPOR ANALYTICAL DETECTIONS AND SCREENING RESULTS: VILLAGE - VOCS

Location	Depth	Sample ID	Sample Date	[3]Pentane			[3]Pentane, 2-methyl-			[3]Pentane, 3-methyl-			[3]Unknown		
				Result (ppbV)	Lab Quals	URS Quals	Result (ppbV)	Lab Quals	URS Quals	Result (ppbV)	Lab Quals	URS Quals	Result (ppbV)	Lab Quals	URS Quals
VMP-7	5 ft	VMP-7-5-082610	8/26/2010												
		VMP-7-5-111910	11/19/2010												
		VMP-7-5-020711	2/7/2011												
		VMP-7-5-040711	4/7/2011												
		VMP-7-5-080211	8/2/2011												
		VMP-7-5-111011	11/10/2011												
		VMP-7-5-111011-DUP	11/10/2011												
		VMP-7-5-013112	1/31/2012												
		VMP-7-5-041212	4/12/2012												
		VMP-7-5-073112	7/31/2012												
		VMP-7-5-101012	10/10/2012												
	13.5 ft	VMP-7-13.5-082610	8/26/2010												
		VMP-7-13.5-111910	11/19/2010												
		VMP-7-13.5-020711	2/7/2011												
		VMP-7-13.5-040711	4/7/2011												
		VMP-7-13.5-080311	8/3/2011												
		VMP-7-13.5-111011	11/10/2011												
		VMP-7-13.5-013112	1/31/2012												
		VMP-7-13.5-013112-DUP	1/31/2012												
		VMP-7-13.5-041212	4/12/2012												
		VMP-7-13.5-041212-DUP	4/12/2012												
		VMP-7-13.5-072012	7/20/2012												
		VMP-7-13.5-101012	10/10/2012												
		VMP-7-13.5-021313	2/13/2013												
	29.5 ft	VMP-7-29.5-083110	8/31/2010												
		VMP-7-29.5-111910	11/19/2010												
		VMP-7-29.5-020711	2/7/2011												
		VMP-7-29.5-040711	4/7/2011												
		VMP-7-29.5-080311	8/3/2011												
		VMP-7-29.5-111111	11/11/2011												
		VMP-7-29.5-020112	2/1/2012												
		VMP-7-29.5-041312	4/13/2012												
		VMP-7-29.5-072012	7/20/2012												
		VMP-7-29.5-072012-Dup	7/20/2012												
		VMP-7-29.5-101012	10/10/2012												
	38 ft	VMP-7-38-020711	2/7/2011												
		VMP-7-38-040711	4/7/2011												
		VMP-7-38-020112	2/1/2012												
		VMP-7-38-042512	4/25/2012												
		VMP-7-38-042512-Dup	4/25/2012												
		VMP-7-38-101112	10/11/2012												
VMP-8	5 ft	VMP-8-5-083010	8/30/2010												
		VMP-8-5-111810	11/17/2010												
		VMP-8-5-021011	2/10/2011												
		VMP-8-5-040711	4/7/2011												
		VMP-8-5-072711	7/27/2011												
		VMP-8-5-110311	11/3/2011												
		VMP-8-5-012312	1/23/2012												
		VMP-8-5-041012	4/10/2012												
		VMP-8-5-071312	7/13/2012												
		VMP-8-5-073112	7/31/2012												
		VMP-8-5-100412	10/4/2012												
		VMP-8-5-100412-Dup	10/4/2012												
		VMP-8-5-012413	1/24/2013												
	9.5 ft	VMP-8-9.5	11/10/2009												
		VMP-8-9.5-083010	8/30/2010												
		VMP-8-9.5-083010-DUP	8/30/2010												
		VMP-8-9.5-111810	11/17/2010												
		VMP-8-9.5-021011	2/10/2011												
		VMP-8-9.5-040711	4/7/2011												
		VMP-8-9.5-072711	7/27/2011												
		VMP-8-9.5-110311	11/3/2011												
		VMP-8-9.5-012312	1/23/2012												
		VMP-8-9.5-041012	4/10/2012												
		VMP-8-9.5-071312	7/13/2012												
		VMP-8-9.5-071312-Dup	7/13/2012												
		VMP-8-9.5-100412	10/4/2012												
		VMP-8-9.5-012413	1/24/2013												
		VMP-8-9.5-012413-Dup	1/24/2013												
	23.5 ft	VMP-8-23.5-083010	8/30/2010												
		VMP-8-23.5-111910	11/19/2010												
		VMP-8-23.5-021011	2/10/2011												
		VMP-8-23.5-040711	4/7/2011												
		VMP-8-23.5-040711-DUP	4/7/2011												
		VMP-8-23.5-081011	8/10/2011												
		VMP-8-23.5-110611	11/6/2011												
		VMP-8-23.5-012312	1/23/2012												
		VMP-8-23.5-041012	4/10/2012												
		VMP-8-23.5-071312	7/13/2012												
		VMP-8-23.5-100412	10/4/2012												
		VMP-8-23.5-012413	1/24/2013												

SEE LAST PAGE OF TABLE FOR NOTES

TABLE 5
CUMULATIVE SUMMARY OF SOIL VAPOR ANALYTICAL DETECTIONS AND SCREENING RESULTS: VILLAGE - VOCS

Location	Depth	Sample ID	Sample Date	[3]Pentane			[3]Pentane, 2-methyl-			[3]Pentane, 3-methyl-			[3]Unknown		
				Result (ppbV)	Lab Quals	URS Quals	Result (ppbV)	Lab Quals	URS Quals	Result (ppbV)	Lab Quals	URS Quals	Result (ppbV)	Lab Quals	URS Quals
VMP-9	5 ft	VMP-9-5-082610	8/26/2010												
		VMP-9-5-111910	11/19/2010												
		VMP-9-5-020811	2/8/2011												
		VMP-9-5-040611	4/6/2011												
		VMP-9-5-080211	8/2/2011												
		VMP-9-5-110411	11/4/2011												
		VMP-9-5-012612	1/26/2012												
		VMP-9-5-041112	4/11/2012												
		VMP-9-5-071312	7/13/2012												
		VMP-9-5-101012	10/10/2012												
		[4]VMP-9-5-012513	1/25/2013												
		VMP-9-5-021513	2/15/2013												
	11.5 ft	VMP-9-11.5-082610	8/26/2010												
		VMP-9-11.5-111910	11/19/2010												
		VMP-9-11.5-020911	2/9/2011												
		VMP-9-11.5-020911-DUP	2/9/2011												
		VMP-9-11.5-040611	4/6/2011												
		VMP-9-11.5-080211	8/2/2011												
		VMP-9-11.5-110411	11/4/2011												
		VMP-9-11.5-012612	1/26/2012												
		VMP-9-11.5-041112	4/11/2012												
		VMP-9-11.5-071312	7/13/2012												
		VMP-9-11.5-101012	10/10/2012												
		VMP-9-11.5-012513	1/25/2013												
		VMP-9-11.5-012513-DUP	1/25/2013												
	25.5 ft	VMP-9-25.5-082610	8/26/2010												
		VMP-9-25.5-082610-DUP	8/26/2010												
		VMP-9-25.5-111910	11/19/2010												
		VMP-9-25.5-020911	2/9/2011												
		VMP-9-25.5-040811	4/8/2011												
		VMP-9-25.5-080211	8/2/2011												
		VMP-9-25.5-110711	11/7/2011												
		VMP-9-25.5-110711-DUP	11/7/2011												
		VMP-9-25.5-012612	1/26/2012												
		VMP-9-25.5-041112	4/11/2012												
		VMP-9-25.5-071312	7/13/2012												
		VMP-9-25.5-071312-Dup	7/13/2012												
		VMP-9-25.5-101012	10/10/2012												
		VMP-9-25.5-013013	1/30/2013												
	38.5 ft	VMP-9-38.5-020911	2/9/2011												
		VMP-9-38.5-040811	4/8/2011												
		VMP-9-38.5-012612	1/26/2012												
		VMP-9-38.5-041112	4/11/2012												
		VMP-9-38.5-071312	7/13/2012												
		VMP-9-38.5-101012	10/10/2012												
		VMP-9-38.5-013013	1/30/2013												
VMP-18	8.5 ft	VMP-18-8.5	6/18/2010												
		VMP-18-8.5-090710	9/7/2010												
		VMP-18-8.5-111910	11/19/2010												
		VMP-18-8.5-020711	2/7/2011												
		VMP-18-8.5-020711-DUP	2/7/2011												
		VMP-18-8.5-040711	4/7/2011												
		VMP-18-8.5-072811	7/28/2011												
		VMP-18-8.5-110711	11/7/2011												
		VMP-18-8.5-012312	1/23/2012												
		VMP-18-8.5-041012	4/10/2012												
		VMP-18-8.5-071212	7/12/2012												
		VMP-18-8.5-100912	10/9/2012												
		VMP-18-8.5-012313	1/23/2013												
VMP-19	5 ft	VMP-19-5	6/18/2010												
		VMP-19-5-090110	9/1/2010												
		VMP-19-5-111510	11/15/2010												
		VMP-19-5-020411	2/4/2011												
		VMP-19-5-040711	4/7/2011												
		VMP-19-5-080911	8/9/2011												
		VMP-19-5-080911-DUP	8/9/2011												
		VMP-19-5-110811	11/8/2011												
		VMP-19-5-012612	1/26/2012												
		VMP-19-5-041012	4/10/2012												
		VMP-19-5-071112	7/11/2012												
		VMP-19-5-100912	10/9/2012												
		VMP-19-5-013113	1/31/2013												

SEE LAST PAGE OF TABLE FOR NOTES

TABLE 5
CUMULATIVE SUMMARY OF SOIL VAPOR ANALYTICAL DETECTIONS AND SCREENING RESULTS: VILLAGE - VOCS

Location	Depth	Sample ID	Sample Date	[3]Pentane			[3]Pentane, 2-methyl-			[3]Pentane, 3-methyl-			[3]Unknown		
				Result (ppbV)	Lab Quals	URS Quals	Result (ppbV)	Lab Quals	URS Quals	Result (ppbV)	Lab Quals	URS Quals	Result (ppbV)	Lab Quals	URS Quals
VMP-20	5 ft	VMP-20-5-031411	3/14/2011												
		VMP-20-5-041511	4/15/2011												
		VMP-20-5-072511	7/25/2011												
		VMP-20-5-110111	11/1/2011												
		VMP-20-5-012312	1/23/2012												
		VMP-20-5-041012	4/10/2012												
		VMP-20-5-071112	7/11/2012												
		VMP-20-5-073112	7/31/2012												
		VMP-20-5-100412	10/4/2012												
		VMP-20-5-020713	2/7/2013												
	10 ft	VMP-20-10-031411	3/14/2011												
		VMP-20-10-041511	4/15/2011												
		VMP-20-10-072511	7/25/2011												
		VMP-20-10-110111	11/1/2011												
		VMP-20-10-012312	1/23/2012												
		VMP-20-10-041012	4/10/2012												
		VMP-20-10-071112	7/11/2012												
		VMP-20-10-100412	10/4/2012												
		VMP-20-10-012213	1/22/2013												
	25 ft	VMP-20-25-031411	3/14/2011												
		VMP-20-25-041511	4/15/2011												
		VMP-20-25-072611	7/26/2011												
		VMP-20-25-110511	11/5/2011												
		VMP-20-25-012312	1/23/2012												
		VMP-20-25-041012	4/10/2012												
		VMP-20-25-041012-Dup	4/10/2012												
		VMP-20-25-071112	7/11/2012												
		VMP-20-25-100412	10/4/2012												
		VMP-20-25-012213	1/22/2013												
	39.5 ft	VMP-20-39.5-100412	10/4/2012												
		VMP-20-39.5-012313	1/23/2013												
VMP-21	5 ft	VMP-21-5-020911	2/9/2011												
		VMP-21-5-020911-DUP	2/9/2011												
		VMP-21-5-041311	4/13/2011												
		VMP-21-5-072511	7/25/2011												
		VMP-21-5-110111	11/1/2011												
		VMP-21-5-012312	1/23/2012												
		VMP-21-5-012312-DUP	1/23/2012												
		VMP-21-5-042412	4/24/2012												
		VMP-21-5-071012	7/10/2012												
		VMP-21-5-100412	10/4/2012												
		VMP-21-5-020613	2/6/2013												
	10 ft	VMP-21-10-021011	2/10/2011												
		VMP-21-10-041311	4/13/2011												
		VMP-21-10-072511	7/25/2011												
		VMP-21-10-110111	11/1/2011												
		VMP-21-10-012312	1/23/2012												
		VMP-21-10-040912	4/9/2012												
		VMP-21-10-071012	7/10/2012												
		VMP-21-10-100412	10/4/2012												
		VMP-21-10-020513	2/5/2013												
		VMP-21-10-020513-DUP	2/5/2013												
	25 ft	VMP-21-25-021011	2/10/2011												
		VMP-21-25-041411	4/14/2011												
		VMP-21-25-041411-DUP	4/14/2011												
		VMP-21-25-072611	7/26/2011												
		VMP-21-25-110511	11/5/2011												
		VMP-21-25-012412	1/24/2012												
		VMP-21-25-040912	4/9/2012												
		VMP-21-25-071112	7/11/2012												
		VMP-21-25-100412	10/4/2012												
		VMP-21-25-020513	2/5/2013												
		VMP-21-25-020513-DUP	2/5/2013												
	33 ft	VMP-21-33-021011	2/10/2011												
		VMP-21-33-041411	4/14/2011												
		VMP-21-33-110511	11/5/2011												
		VMP-21-33-012412	1/24/2012												
		VMP-21-33-042412	4/24/2012												
		VMP-21-33-071112	7/11/2012												
		VMP-21-33-100412	10/4/2012												
		VMP-21-33-020513	2/5/2013												

SEE LAST PAGE OF TABLE FOR NOTES

TABLE 5
CUMULATIVE SUMMARY OF SOIL VAPOR ANALYTICAL DETECTIONS AND SCREENING RESULTS: VILLAGE - VOCS

Location	Depth	Sample ID	Sample Date	[3]Pentane			[3]Pentane, 2-methyl-			[3]Pentane, 3-methyl-			[3]Unknown		
				Result (ppbV)	Lab Quals	URS Quals	Result (ppbV)	Lab Quals	URS Quals	Result (ppbV)	Lab Quals	URS Quals	Result (ppbV)	Lab Quals	URS Quals
VMP-22	5 ft	VMP-22-5-021111	2/11/2011												
		VMP-22-5-041811	4/18/2011												
		VMP-22-5-072611	7/26/2011												
		VMP-22-5-110111	11/1/2011												
		VMP-22-5-012412	1/24/2012												
		VMP-22-5-040912	4/9/2012												
		VMP-22-5-070912	7/9/2012												
		VMP-22-5-100312	10/3/2012												
		VMP-22-5-100312-Dup	10/3/2012												
		VMP-22-5-012413	1/24/2013												
	10 ft	VMP-22-10-021111	2/11/2011												
		VMP-22-10-041811	4/18/2011												
		VMP-22-10-072611	7/26/2011												
		VMP-22-10-072611-DUP	7/26/2011												
		VMP-22-10-110211	11/2/2011												
		VMP-22-10-012412	1/24/2012												
		VMP-22-10-040912	4/9/2012												
		VMP-22-10-070912	7/9/2012												
		VMP-22-10-070912-Dup	7/9/2012												
		VMP-22-10-100312	10/3/2012												
		VMP-22-10-012413	1/24/2013												
	18 ft	VMP-22-18-021111	2/11/2011												
		VMP-22-18-041811	4/18/2011												
		VMP-22-18-072611	7/26/2011												
		VMP-22-18-110511	11/5/2011												
		VMP-22-18-012412	1/24/2012												
		VMP-22-18-040912	4/9/2012												
		VMP-22-18-070912	7/9/2012												
		VMP-22-18-100412	10/4/2012												
		VMP-22-18-012413	1/24/2013												
	38 ft	VMP-22-38-041811	4/18/2011												
		VMP-22-38-012512	1/25/2012												
		VMP-22-38-040912	4/9/2012												
		VMP-22-38-070912	7/9/2012												
		VMP-22-38-100412	10/4/2012												
		VMP-22-38-012413	1/24/2013												
VMP-23	5 ft	VMP-23-5-021511	2/15/2011												
		VMP-23-5-042111	4/21/2011												
		VMP-23-5-072711	7/27/2011												
		VMP-23-5-110211	11/2/2011												
		VMP-23-5-012512	1/25/2012												
		VMP-23-5-040912	4/9/2012												
		VMP-23-5-070912	7/9/2012												
		VMP-23-5-100312	10/3/2012												
		VMP-23-5-012413	1/24/2013												
	10 ft	VMP-23-10-021511	2/15/2011												
		VMP-23-10-042111	4/21/2011												
		VMP-23-10-072711	7/27/2011												
		VMP-23-10-110211	11/2/2011												
		VMP-23-10-012512	1/25/2012												
		VMP-23-10-040912	4/9/2012												
		VMP-23-10-040912-Dup	4/9/2012												
		VMP-23-10-070912	7/9/2012												
		VMP-23-10-100312	10/3/2012												
		VMP-23-10-012413	1/24/2013												
	25 ft	VMP-23-25-021511	2/15/2011												
		VMP-23-25-042111	4/21/2011												
		VMP-23-25-072711	7/27/2011												
		VMP-23-25-110511	11/5/2011												
		VMP-23-25-012512	1/25/2012												
		VMP-23-25-040912	4/9/2012												
		VMP-23-25-071012	7/10/2012												
		VMP-23-25-100312	10/3/2012												
		VMP-23-25-012413	1/24/2013												
	40 ft	VMP-23-40-071012	7/10/2012												
		VMP-23-40-100312	10/3/2012												
		VMP-23-40-012413	1/24/2013												

SEE LAST PAGE OF TABLE FOR NOTES

TABLE 5
CUMULATIVE SUMMARY OF SOIL VAPOR ANALYTICAL DETECTIONS AND SCREENING RESULTS: VILLAGE - VOCS

Location	Depth	Sample ID	Sample Date	[3]Pentane			[3]Pentane, 2-methyl-			[3]Pentane, 3-methyl-			[3]Unknown		
				Result (ppbV)	Lab Quals	URS Quals	Result (ppbV)	Lab Quals	URS Quals	Result (ppbV)	Lab Quals	URS Quals	Result (ppbV)	Lab Quals	URS Quals
VMP-24	5 ft	VMP-24-5-021611	2/16/2011												
		VMP-24-5-040811	4/8/2011												
		VMP-24-5-072811	7/28/2011												
		VMP-24-5-110211	11/2/2011												
		VMP-24-5-110211-DUP	11/2/2011												
		VMP-24-5-012512	1/25/2012												
		VMP-24-5-040912	4/9/2012												
		VMP-24-5-071212	7/12/2012												
		VMP-24-5-101912	10/19/2012												
		VMP-24-5-012313	1/23/2013												
	10 ft	VMP-24-10-021711	2/17/2011												
		VMP-24-10-041111	4/11/2011												
		VMP-24-10-072811	7/28/2011												
		VMP-24-10-110211	11/2/2011												
		VMP-24-10-012512	1/25/2012												
		VMP-24-10-041012	4/10/2012												
		VMP-24-10-071212	7/12/2012												
		VMP-24-10-100912	10/9/2012												
		VMP-24-10-012313	1/23/2013												
	22 ft	VMP-24-22-021711	2/17/2011												
		VMP-24-22-041111	4/11/2011												
		VMP-24-22-072811	7/28/2011												
		VMP-24-22-072811-Dup	7/28/2011												
		VMP-24-22-110611	11/6/2011												
		VMP-24-22-012512	1/25/2012												
		VMP-24-22-041012	4/10/2012												
		VMP-24-22-071212	7/12/2012												
		VMP-24-22-100912	10/9/2012												
		VMP-24-22-012313	1/23/2013												
	34 ft	VMP-24-34-021711	2/17/2011												
		VMP-24-34-041111	4/11/2011												
		VMP-24-34-072811	7/28/2011												
		VMP-24-34-110611	11/6/2011												
		VMP-24-34-012512	1/25/2012												
		VMP-24-34-041012	4/10/2012												
		VMP-24-34-071212	7/12/2012												
		VMP-24-34-100912	10/9/2012												
		VMP-24-34-012313	1/23/2013												
VMP-31	5 ft	VMP-31-5-042512	4/25/2012												
		VMP-31-5-072012	7/20/2012												
		VMP-31-5-102612	10/26/2012												
		VMP-31-5-021113	2/11/2013												
	10 ft	VMP-31-10-042512	4/25/2012												
		VMP-31-10-072612	7/26/2012												
		VMP-31-10-102612	10/26/2012												
		VMP-31-10-021313	2/13/2013												
	20 ft	VMP-31-20-101912	10/19/2012												
		VMP-31-20-021113	2/11/2013												
	30 ft	VMP-31-30-042512	4/25/2012												
		VMP-31-30-042512-Dup	4/25/2012												
		VMP-31-30-072012	7/20/2012												
		VMP-31-30-101912	10/19/2012												
		VMP-31-30-021113	2/11/2013												
VMP-32	5 ft	VMP-32-5-042512	4/25/2012												
		VMP-32-5-072012	7/20/2012												
		VMP-32-5-101812	10/18/2012												
		VMP-32-5-020513	2/5/2013												
	10 ft	VMP-32-10-041612	4/16/2012												
		VMP-32-10-072012	7/20/2012												
		VMP-32-10-101812	10/18/2012												
		VMP-32-10-020513	2/5/2013												
	20 ft	VMP-32-20-041612	4/16/2012												
		VMP-32-20-072012	7/20/2012												
		VMP-32-20-101812	10/18/2012												
		VMP-32-20-020513	2/5/2013												
	30 ft	VMP-32-30-041612	4/16/2012												
		VMP-32-30-072012	7/20/2012												
		VMP-32-30-101812	10/18/2012												
		VMP-32-30-020513	2/5/2013												

SEE LAST PAGE OF TABLE FOR NOTES

TABLE 5
CUMULATIVE SUMMARY OF SOIL VAPOR ANALYTICAL DETECTIONS AND SCREENING RESULTS: VILLAGE - VOCS

Location	Depth	Sample ID	Sample Date	[3]Pentane			[3]Pentane, 2-methyl-			[3]Pentane, 3-methyl-			[3]Unknown		
				Result (ppbV)	Lab Quals	URS Quals	Result (ppbV)	Lab Quals	URS Quals	Result (ppbV)	Lab Quals	URS Quals	Result (ppbV)	Lab Quals	URS Quals
VMP-42	10 ft	VMP-42-10-041812	4/18/2012												
		VMP-42-10-041812-Dup	4/18/2012												
		VMP-42-20-041812	4/18/2012												
		VMP-42-10-071912	7/19/2012												
		VMP-42-10-101212	10/12/2012												
		VMP-42-10-013113	1/31/2013												
	20 ft	VMP-42-20-071912	7/19/2012												
		VMP-42-20-101212	10/12/2012												
		VMP-42-20-101212-Dup	10/12/2012												
		VMP-42-20-013113	1/31/2013												
	30 ft	VMP-42-30-041912	4/19/2012												
		VMP-42-30-071912	7/19/2012												
		VMP-42-30-101212	10/12/2012												
		VMP-42-30-101212-Dup	10/12/2012												
		VMP-42-30-013113	1/31/2013												
VMP-43	10 ft	VMP-43-10-041612	4/16/2012												
		VMP-43-10-071912	7/19/2012												
		VMP-43-10-101612	10/16/2012												
	20 ft	VMP-43-20-041612	4/16/2012												
		VMP-43-20-071912	7/19/2012												
		VMP-43-20-101812	10/18/2012												
		VMP-43-20-012413	1/24/2013												
	30 ft	VMP-43-30-042312	4/23/2012												
		VMP-43-30-071912	7/19/2012												
		VMP-43-30-101812	10/18/2012												
		VMP-43-30-012413	1/24/2013												
VMP-44	10 ft	VMP-44-10-041912	4/19/2012												
		VMP-44-10-072012	7/20/2012												
		VMP-44-10-081012	8/10/2012												
		VMP-44-10-101212	10/12/2012												
		VMP-44-10-012513	1/25/2013												
	20 ft	VMP-44-20-041912	4/19/2012												
		VMP-44-20-072512	7/25/2012												
		VMP-44-20-101212	10/12/2012												
		VMP-44-20-012513	1/25/2013												
	30 ft	VMP-44-30-041912	4/19/2012												
		VMP-44-30-072512	7/25/2012												
		VMP-44-30-072512-Dup	7/25/2012												
		VMP-44-30-101512	10/15/2012												
		VMP-44-30-101512-Dup	10/15/2012												
		VMP-44-30-012513	1/25/2013												
VMP-45	10 ft	VMP-45-10-041912	4/19/2012												
		VMP-45-10-071912	7/19/2012												
		VMP-45-10-101512	10/15/2012												
		VMP-45-10-013013	1/30/2013												
	20 ft	VMP-45-20-041912	4/19/2012												
		VMP-45-20-071912	7/19/2012												
		VMP-45-20-101512	10/15/2012												
		VMP-45-20-013013	1/30/2013												
	30 ft	VMP-45-30-041912	4/19/2012												
		VMP-45-30-071912	7/19/2012												
		VMP-45-30-101512	10/15/2012												
		VMP-45-30-101512-Dup	10/15/2012												
		VMP-45-30-013013	1/30/2013												

SEE LAST PAGE OF TABLE FOR NOTES

TABLE 5
CUMULATIVE SUMMARY OF SOIL VAPOR ANALYTICAL DETECTIONS AND SCREENING RESULTS: VILLAGE - VOCS

Location	Depth	Sample ID	Sample Date	[3]Pentane			[3]Pentane, 2-methyl-			[3]Pentane, 3-methyl-			[3]Unknown		
				Result (ppbV)	Lab Quals	URS Quals	Result (ppbV)	Lab Quals	URS Quals	Result (ppbV)	Lab Quals	URS Quals	Result (ppbV)	Lab Quals	URS Quals
VMP-47	5 ft	VMP-47-5-012113	1/21/2013				13 (ppbV)								
		[1]VMP-47-5-012313-R	1/23/2013	230,000			(ppbV)								
	10 ft	VMP-47-10-012113	1/21/2013										7.2 (ppbV)		
		[1]VMP-47-10-012313-R	1/23/2013				(ppbV)			(ppbV)					
	20 ft	VMP-47-20-012113	1/21/2013	55,000			160000						73000		
		[1]VMP-47-20-012313-R	1/23/2013	210,000			(ppbV)			(ppbV)					
	30 ft	VMP-47-30-012113	1/21/2013	46,000			150000								
		[1]VMP-47-30-012313-R	1/23/2013	230,000			(ppbV)			(ppbV)					
VMP-48	5 ft	VMP-48-5-020113	2/1/2013												
	10 ft	VMP-48-10-020113	2/1/2013												
	20 ft	VMP-48-20-020113	2/1/2013												
	30 ft	VMP-48-30-020113	2/1/2013												
		VMP-48-30-020113-DUP	2/1/2013												
VMP-49	5 ft	VMP-49-5-020113	2/1/2013												
	10 ft	VMP-49-10-020113	2/1/2013												
	20 ft	VMP-49-20-020113	2/1/2013												
	30 ft	VMP-49-30-020113	2/1/2013												
VMP-50	5 ft	VMP-50-5-020113	2/1/2013												
	10 ft	VMP-50-10-020113	2/1/2013												
	20 ft	VMP-50-20-020113	2/1/2013												
	30 ft	VMP-50-30-020113	2/1/2013												
VMP-51	5 ft	VMP-51-5-020113	2/1/2013												
	10 ft	VMP-51-10-020113	2/1/2013												
	20 ft	VMP-51-20-021513-R	2/15/2013												
	30 ft	VMP-51-30-020413	2/4/2013												
		VMP-51-30-020413-DUP	2/4/2013												
VMP-52	5 ft	VMP-52-5-020413	2/4/2013												
	10 ft	VMP-52-10-020413	2/4/2013												
	20 ft	VMP-52-20-020413	2/4/2013												
		VMP-52-20-020413-DUP	2/4/2013												
	30 ft	VMP-52-30-020413	2/4/2013												
VMP-53	5 ft	VMP-53-5-020513	2/5/2013												
	10 ft	VMP-53-10-020513	2/5/2013												
		VMP-53-10-020513-DUP	2/5/2013												
	20 ft	VMP-53-20-020513	2/5/2013												
	30 ft	VMP-53-30-020513	2/5/2013												
VMP-54	5 ft	VMP-54-5-020613	2/6/2013												
	10 ft	VMP-54-10-020613	2/6/2013												
	20 ft	VMP-54-20-020613	2/6/2013												
		VMP-54-20-020613-DUP	2/6/2013												
	30 ft	VMP-54-30-020613	2/6/2013												
		VMP-54-30-020613-DUP	2/6/2013												

Notes
Lab Qualifiers
J = Estimated value; results between the MDL and RL
U = Compound analyzed for but not detected above the RL
URS Qualifiers
J = Estimated detection
UJ = Estimated non-detect
U = Non-detect due to blank contamination

[1] Grab sample taken
[2] After post sampling was conducted integrity issue were identified and sample results are not representative
[3] Tentatively Identified Compound
[4] Sample compromised at laboratory and data not representative

SEE LAST PAGE OF TABLE FOR NOTES

TABLE 6
CUMULATIVE SUMMARY OF SOIL VAPOR ANALYTICAL DETECTIONS AND SCREENING RESULTS: PUBLIC WORKS YARD AND WRR - VOCS

Location	Depth	Sample ID	Sample Date	Acetone 750000			alpha-Chlorotoluene			Benzene 2.8			Bromodichloromethane 450000			Bromoform 52			Bromomethane 42			1,3-Butadiene			Butane			2-Butanone 40000			Carbon disulfide 5300			Carbon tetrachloride 1.5		
				Result (mg/m^3)	Lab Quals	URS Quals	Result (mg/m^3)	Lab Quals	URS Quals	Result (mg/m^3)	Lab Quals	URS Quals	Result (mg/m^3)	Lab Quals	URS Quals	Result (mg/m^3)	Lab Quals	URS Quals	Result (mg/m^3)	Lab Quals	URS Quals	Result (mg/m^3)	Lab Quals	URS Quals	Result (mg/m^3)	Lab Quals	URS Quals	Result (mg/m^3)	Lab Quals	URS Quals	Result (mg/m^3)	Lab Quals	URS Quals	Result (mg/m^3)	Lab Quals	URS Quals
VMP-10	5 ft	VMP-10-5-090710	9/7/2010	0.024			<0.0068	U		0.1			<0.0088	U		<0.014	U		0.0024	J		<0.0029	U					0.004			0.01			<0.0083	U	
		VMP-10-5-111810	11/17/2010	0.0074	J		<0.0063	U		0.00098	J		0.0015	J		<0.012	U		<0.0047	U		<0.0027	U					0.002	J		<0.0038	U		0.001	J	
		VMP-10-5-021011	2/10/2011	<0.011	U		<0.0062	U		<0.0038	U		<0.008	U		<0.012	U		<0.0046	U		<0.0026	U					<0.0035	U		<0.0037	U		<0.0075	U	
		VMP-10-5-040511	4/5/2011	0.035			<0.0057	U		0.38			<0.0074	U		<0.011	U		<0.0043	U		<0.0024	U		0.013			0.0082	J		<0.014	U		<0.0069	U	
		VMP-10-5-072911	7/29/2011	0.13			<0.0069	U		0.07			<0.009	U		<0.014	U		<0.0052	U		<0.003	U		<0.013	U		0.016	J		0.0079	J		<0.0084	U	
		VMP-10-5-110411	11/4/2011	0.018			<0.0036	U		0.0033			<0.0046	U		<0.0072	U		<0.0027	U		<0.0015	U		<0.0066	U		0.0071	J		<0.0086	U		<0.0044	U	
		VMP-10-5-012512	1/26/2012	0.007	J		<0.0045	U		0.018			0.00086	J		<0.009	U		<0.0034	U		<0.0019	U		0.0059	J		0.0033	J		<0.011	U		<0.0055	U	
		VMP-10-5-041212	4/12/2012	0.04			<0.0049	U		0.0078			<0.0063	U		<0.0097	U		<0.036	U		<0.0021	U		0.011			0.013			<0.012	J	U	<0.0059	U	
		VMP-10-5-071312	7/13/2012	0.033			<0.005	U		0.0025	J		<0.0065	U		<0.01	U		<0.037	U	UJ	<0.0021	U		<0.0092	U		0.0057	J		<0.012	J	U	<0.0061	U	
		VMP-10-5-101612	10/16/2012	0.032	J		<0.0078	U		1.9			<0.01	U		<0.016	U		<0.059	U		<0.0034	U		0.085			<0.018	U		<0.019	U		<0.0095	U	
		VMP-10-5-012913	1/29/2013	0.0075	J		<0.0073	U		0.0017	J		<0.0094	U		<0.014	U		<0.055	U		<0.0031	U		0.022		J	<0.017	U		<0.018	J	U	<0.0089	U	
		VMP-10-5-012913-DUP	1/29/2013	0.01	J		<0.008	U		<0.005	U		<0.01	U		<0.016	U		<0.06	U		<0.0034	U		0.037		J	<0.018	U		<0.019	J	U	<0.0098	U	
	10 ft	VMP-10-10-090710	9/7/2010	0.023			<0.0068	U		0.075			<0.0088	U		<0.014	U		<0.0051	U		<0.0029	U					0.0033	J		0.04			<0.0083	U	
		VMP-10-10-111810	11/17/2010	0.01	J		<0.0067	U		0.001	J		0.0023	J		<0.013	U		<0.005	U		<0.0028	U					0.0018	J		<0.004	U		0.0012	J	
		VMP-10-10-021111	2/11/2011	0.011			<0.0052	U		0.0011	J		<0.0068	U		<0.01	U		<0.0039	U		<0.0022	U					0.0081			<0.0031	U		<0.0064	U	
		VMP-10-10-040611	4/6/2011	0.0084	J		<0.0068	J	U	0.067			<0.0088	U		<0.014	U		<0.0051	U		<0.0029	U		0.0086	J		0.0015	J		0.0014	J		<0.0083	U	
		VMP-10-10-072911	7/29/2011	0.061			<0.0071	U		0.072			<0.0092	U		<0.014	U		<0.0054	U		<0.003	U		<0.013	U		0.023			0.0088	J		<0.0087	U	
		VMP-10-10-110411	11/4/2011	0.012		J	<0.0046	U		0.0063			<0.006	J	U	<0.0092	J	U	<0.0035	U		<0.002	U		<0.0085	U		0.0045	J		<0.011	J	U	<0.0056	U	
		VMP-10-10-110411-DUP	11/4/2011	0.051		J	<0.0046	U		0.0067			<0.006	U		<0.0092	J	U	<0.0035	U		<0.002	U		<0.0085	U		0.01	J		<0.011	J	U	<0.0056	U	
		VMP-10-10-012512	1/26/2012	0.017			<0.0045	U		0.0042		J	<0.0059	U		<0.009	U		<0.0034	U		<0.0019	U		<0.0083	U	UJ	0.014			<0.011	U		<0.0055	U	
		VMP-10-10-012512-DUP	1/26/2012	0.02			<0.0047	U		0.048		J	0.0007	J		<0.0094	U		<0.0036	U		<0.002	U		0.026		J	0.015			<0.011	U		<0.0058	U	
		VMP-10-10-041112	4/11/2012	0.084			<0.0049	U		0.0096			<0.0064	U		<0.0099	U		<0.037	U		<0.0021	U		0.0039	J		0.034			<0.012	U		<0.006	U	
		VMP-10-10-071312	7/13/2012	0.029			<0.0049	U		0.01			<0.0063	U		<0.0097	U		<0.036	U	UJ	<0.0021	U		<0.0089	U		0.0038	J		<0.012	J	U	<0.0059	U	
		VMP-10-10-101612	10/16/2012	0.024	J		<0.0082	U		0.95			<0.01	U		<0.016	U		<0.061	U		<0.0035	U		0.084			<0.019	U		<0.02	U		<0.0099	U	
		VMP-10-10-012913	1/29/2013	0.02	J		<0.0065	U		0.018			<0.0084	U		<0.013	U		<0.049	U		<0.0028	U		0.0032	J		<0.015	U		<0.016	J	U	<0.0079	U	
	20 ft	VMP-10-20-090710	9/7/2010	0.036			<0.0071	U		0.039		J	<0.0092	U		<0.014	U		<0.0054	U		<0.003	U					0.0058			0.0021	J		<0.0087	U	
		VMP-10-20-090710-DUP	9/7/2010	0.029			<0.0067	U		0.019		J	<0.0086	U		<0.013	U		<0.005	U		<0.0028	U					0.0046			0.0034	J		<0.0081	U	
		VMP-10-20-111810	11/17/2010	0.0093	J	J	<0.013	U		<0.0078	U		0.0042	J		<0.025	U		<0.0095	U		<0.0054	U					<0.0072	U		<0.0076	U		<0.015	U	
		VMP-10-20-111810-Dup	11/17/2010	0.14		J	<0.0064	U		0.0017	J		0.0017	J		<0.013	U		<0.0048	U		<0.0027	U					0.0014	J		<0.0038	U		<0.0078	U	
		VMP-10-20-021111	2/11/2011	0.0092	J		<0.0063	U		0.02			<0.0082	U		<0.013	U		<0.0047	U		<0.0027	U					<0.0036	U		<0.0038	U		<0.0077	U	
		VMP-10-20-040611	4/6/2011	0.05			<0.0076	J	U	0.18			<0.0098	U		<0.015	U		<0.0057	U		<0.0032	U		0.022			0.096			<0.018	J	U	<0.0092	U	
		VMP-10-20-072911	7/29/2011	0.055			<0.0071	U		0.12			<0.0091	U		<0.014	U		<0.0053	U		<0.003	U		<0.013	U		0.016			<0.017	U		<0.0086	U	
		VMP-10-20-110411	11/4/2011	0.014			<0.0046	U		0.0042			<0.006	U		<0.0092	J	U	<0.0035	U		<0.002	U		0.0064	J		0.007	J		<0.011	J	U	<0.0056	U	
		VMP-10-20-012612	1/26/2012	0.031			<0.0043	U		0.066			0.00095	J		<0.0087	U		<0.0033	U		<0.0018	U		0.01			0.028			<0.01	U		<0.0053	U	
		VMP-10-20-041212	4/12/2012	0.032			<0.0049	U		0.011			<0.0063	U		<0.0097	U		<0.036	U		<0.0021	U		0.0052	J		0.0068	J		<0.012	J	U	<0.0059	U	
		VMP-10-20-071612	7/16/2012	0.021	J		<0.0046	U		0.0084			<0.006	U		<0.0092	U		<0.035	U	UJ	<0.002	U		<0.0085	U		0.003	J		<0.011	J	U	<0.0056	U	
		VMP-10-20-101612	10/16/2012	0.077			<0.0082	U		0.16			<0.011	U		<0.016	U		<0.062	U		<0.0035	U		0.013	J		<0.019	U		0.0066	J		<0.01	U	
		VMP-10-20-012913	1/29/2013	0.011	J		<0.0071	U		0.0078			<0.0092	U		<0.014	U		<0.054	U		<0.003	U		0.0051	J		<0.016	U		<0.017	J	U	<0.0087	U	
	30 ft	VMP-10-30-041212	4/12/2012	0.087			<0.0051	U		0.0039			<0.0068	U		<0.01	U		<0.038	J	UJ	<0.0022	U		0.0024	J		0.029			<0.012	U		<0.0062	U	
		VMP-10-30-071612	7/16/2012	0.021			<0.0045	U		0.013			<0.0058	U		<0.0089	U		<0.034	U	UJ	<0.0019	U		<0.0062	U		0.0041	J		<0.011	J	U	<0.0054	U	
		VMP-10-30-101612	10/16/2012	0.081			<0.0078	U		0.029			<0.01	U		<0.016	U		<0.058	U		<0.0033	U		<0.014	U		0.0059	J		<0.019	U		<0.0094	U	
		VMP-10-30-012913	1/29/2013	0.013	J		<0.0078	U		0.0091			<0.01	U		<0.016	U		<0.059	U		<0.0034	U		<0.014	U		<0.018	U		<0.019	J	U	<0.0095	U	
VMP-11	5 ft	VMP-11-5-090710	9/7/2010	0.036			<0.0064	U		0.014			<0.0083	U		<0.013	U		<0.0048	U		<0.0027	U					0.0048			0.0021	J		<0.0078	U	
		VMP-11-5-112210	11/22/2010	0.015			<0.0067	U		0.00089	J		<0.0086	U		<0.013	U		<0.005	U		<0.0028	U					0.0034	J		<0.004	J	U	<0.0081	U	
		VMP-11-5-021511	2/15/2011	0.018			<0.0059	U		0.0023	J		<0.0076	U		<0.012	U		<0.0044	U		<0.0025	U					0.0028	J		<0.0036	U		<0.0072	U	
		VMP-11-5-040611	4/6/2011	0.02	J		<0.056	U		8.9			<0.072	U		<0.11	U		<0.042	U		<0.024	U		0.86			<0.13	U		0.0088	J		<0.068	U	
		VMP-11-5-080711	8/7/2011	0.065	J		<0.077	U		0.1			<0.1	U		<0.15	U		<0.058	U		<0.033	U		<0.14	U		<0.18	U		<0.046	U		<0.093	U	
		VMP-11-5-111111	11/11/2011	0.0078	J		<0.015	U		0.016			<0.02	U		<0.03	U		<0.011	U		<0.0065	U		0.74			<0.035	U		<0.036	U		<0.018	U	
		VMP-11-5-012612	1/26/2012	0.014			<0.0045	U		0.0017	J		<0.0059	U		<0.009	U		<0.0034	U		<0.0019	U		<0.0083	U		0.0036	J		<0.011	U		<0.0055	U	
		VMP-11-5-041912	4/19/2012	0.042			<0.0051	U		0.061			<0.0066	U		<0.01	U		<0.038	U		<0.0022	U		0.0034	J		0.047			<0.012	J	U	<0.0062	U	
		VMP-11-5-071912	7/16/2012	0.036			<0.0066	J	U	0.006			<0.0085	U		<0.013	U		<0.049	U	UJ	<0.0028	U		<0.012	U		0.004	J		<0.016	J	U	<0.008	U	
		VMP-11-5-101612	10/16/2012	0.028	J		<0.0073	U		0.003	J		<0.0095	U		<0.015	U		<0.055	U		<0.0031	U		<0.013	U		0.0038	J		<0.018	U		<0.0089	U	
		VMP-11-5-012913	1/29/2013	13			<0.37	U		<0.23	U		<0.48	U		<0.74	U		<2.8	U		<0.16	U		<0.68	U		<0.85	U		0.16	J		<0.45	U	
	8 ft	VMP-11-8-090810	9/8/2010	0.017			<0.0067	U		0.024			<0.0086	U		<0.013	U		<0.005	U		<0.0028	U					0.0023	J		<0.0049		U	<0.0081	U	
		VMP-11-8-112210	11/22/2010	0.014			<0.0067	U		0.0017	J		<0.0086	U		<0.013	U		<0.005	U		<0.0028	U					<0.0038	U		<0.004	J	U	<0.0081	U	
		VMP-11-8-021111	2/11/2011	0.0085	J		<0.0065	U		0.03			<0.0084	U		<0.013	U		<0.0048	U		<0.0028	U					<0.0037	U		<0.0039	U		<0.0079	U	
		VMP-11-8-021111-DUP	2/11/2011	0.0066	J		<0.0061	U		0.014			<0.0079	U		<0.012	U		<0.0046	U		<0.0026	U					<0.0035	U		<0.0036	U		<0.0074	U	
		VMP-11-8-040611	4/6/2011	<0.053	U		<0.029	U		6.2			<0.037	U		<0.057	U		<0.022	U		<0.012	U		0.23			<0.065	U		<0.069	U		<0.035	U	
		VMP-11-8-040611-DUP	4/6/2011	0.018	J		<0.025	U		5.5			<0.032	U		<0.05	U		<0.019	U		<0.011	U		0.17			<0.057	U		0.0041	J		<0.03	U	
		VMP-11-8-080711	8/7/2011	0.057	J		<0.077	U		0.33			<0.1	U		<0.15	U		<0.058	U		<0.033	U		<0.14	U		0.028	J		<0.046	U		<0.093	U	
		VMP-11-8-111411	11/14/2011	0.019			<0.0046	U		0.7			<0.0059	U		<0.0091	U		<0.0034	U		<0.0019	U		0.042			0.0052	J		0.0037	J		<0.0055	U	
		VMP-11-8-012612	1/26/2012	0.0075	J		<0.0044	U		0.0016	J		<0.0057	U		<0.0088	U		<0.0033	U		<0.0019	U		<0.0081	U		0.0035	J		<0.011	U		<0.0054	U	
		VMP-11-8-041912	4/19/2012	0.039			<0.0051	U		0.11			<0.0066	U		<0.01	U		<0.038	U		<0.0022	U		0.0042	J		0.054			<0.012	J	U	<0.0062	U	
		VMP-11-8-072012	7/20/2012	0.025			<0.0051	U		0.0017	J		<0.0066	U		<0.01	U		<0.038	U		<0.0022	U		<0.0093	U		<0.012	U		<0.012	U		<0.0062	U	
		VMP-11-8-101612	10/16/2012	0.08			<0.0074	U		0.012			<0.0096	U		<0.015	U		<0.056	U		<0.0032	U		<0.014	U		0.02			<0.018	U		<0.009	U	
		VMP-11-8-101612-Dup	10/16/2012	0.065			<0.0075	U		0.012			<0.0097	U		<0.015	U		<0.056	U		<0.0032	U		<0.014	U		0.022			<0.018	U		<0.0091	U	
		VMP-11-8-012913	1/29/2013	5.9			<0.051	U		<0.031	U		<0.066	U		<0.1	U		<0.38	U		<0.022	U		<0.094	U		<0.12	U		0.018	J		<0.062	U	
	29 ft	VMP-11-29-090810	9/8/2010	<0.31	U		<0.17	U		120			<0.22	U		<0.33	U		<0.12	U		<0.071	U					<0.095	U		<0.1	U		<0.2	U	
		VMP-11-29-112210	11/22/2010	<4.4	U		<2.4	U		460			<3.1	U		<4.8	U		<1.8	U		<1	U					<1.4	U		<1.4	U		<2.9	U	
		VMP-11-29-112210-Dup	11/22/2010	<3	U		<1.6	U		440			<2.1	U		<3.3	U		<1.2	U		<0.71	U					<0.94	U		<1	U		<2	U	
		VMP-11-29-021411	2/14/2011	0.01	J		<0.0065	U		0.0042			<0.0084	U		<0.013	U		<0.0048	U		<0.0028	U					<0.0037	U		<0.0039	U		<0.0079	U	
		VMP-11-29-040611	4/6/2011	0.023	J		<0.049	U		9.4			<0.063	U		<0.098	U		<0.037	U		<0.021	U		0.26			<0.11	U		0.0075	J		<0.059	U	
		VMP-11-29-082511	8/25/2011	0.018			<0.0071	U		0.0039	J		<0.0092	U		<0.014	U		<0.0054	U		<0.003	U		<0.013	U		0.0069	J		<0.017	U		<0.0087	U	
		VMP-11-29-082511-Dup	8/25/2011	0.023			<0.0071	U		0.0039	J		<0.0092	U		<0.014	U		<0.0054	U		<0.003	U		<0.013	U		0.0062	J		<0.017	U		<0.0087	U	
		VMP-11-29-111411	11/14/2011	0.015			<0.0045	U		0.009			<0.0059	U		<0.009	U		<0.0034	U		<0.0019	U		<0.0083	U		0.003	J		<0.011	U		<0.0055	U	
		VMP-11-29-012612	1/26/2012	0.0049	J		<0.0043	U		0.0016	J		0.0026	J		<0.0087	U		<0.0033	U		<0.0018	U		<0.008	U		0.0012	J		<0.01	U		<0.0053	U	
		VMP-11-29-042712	4/27/2012	0.014	J		<0.0045	U		0.14			<0.0059	U		<0.009	U		<0.034	U		<0.0019	U		<0.0083	U		0.016			<0.011	J	U	<0.0055	U	
		VMP-11-29-072012	7/23/2012	0.11			<0.0045	J	U	0.018			0.0023	J		<0.009	U		<0.034	U		<0.0019	U		0.005	J		0.021			0.009	J		<0.0055	U	
		VMP-11-29-101612	10/16/2012	0.027	J		<0.0077	U		0.0015	J		<0.0099	U		<0.015	U		<0.057	U		<0.0033	U		<0.014	U		<0.017	U		<0.018	U		<0.0093	U	
		VMP-11-29-012913	1/29/2013	0.04			<0.0075	U		0.049			0.028			<0.015	U		<0.056	U		<0.0032	U		0.0041	J		0.0046	J		<0.018	J	U	<0.0091	U	
	38 ft	VMP-11-38-042312	4/23/2012	<0.62	U		<1.4	U		370			<0.44	U		<0.68	U		<0.25	U		<0.14	U		0.13	J		<0.77	U		<0.2	U		<0.41	U	
		VMP-11-38-042312-Dup	4/23/2012	<2.2	U		<4.7	U		380			<1.5	U		<2.4	U		<0.89	U		<0.51	U		<2.2	U		<2.7	U		<0.71	U		<1.4	U	
		VMP-11-38-072312	7/23/2012	<1	U		<0.56	U		170			<0.73	U		<1.1	U		<0.42	U		<0.24	U		<1	U		<1.3	U		<0.34	U		<0.68	U	
		VMP-11-38-101612	10/16/2012	0.026	J		<0.0078	U		0.01			<0.01	U		<0.016	U		<0.058	U		<0.0033	U		0.012	J		<0.018	U		0.074			<0.0094	U	
		VMP-11-38-013013	1/30/2013	0.022	J		<0.0071	U		0.0074			0.0061	J		<0.014	U		<0.054	U		<0.003	U		0.012	J		<0.016	U		<0.017	J	U	<0.0087	U	

SEE LAST PAGE OF TABLE FOR NOTES

TABLE 6
CUMULATIVE SUMMARY OF SOIL VAPOR ANALYTICAL DETECTIONS AND SCREENING RESULTS: PUBLIC WORKS YARD AND WRR - VOCS

Location	Depth	Sample ID	Sample Date	Acetone 750000			alpha-Chlorotoluene			Benzene 2.8			Bromodichloromethane 450000			Bromoform 52			Bromomethane 42			1,3-Butadiene			Butane			2-Butanone 40000			Carbon disulfide 5300			Carbon tetrachloride 1.5		
				Result (mg/m^3)	Lab Quals	URS Quals	Result (mg/m^3)	Lab Quals	URS Quals	Result (mg/m^3)	Lab Quals	URS Quals	Result (mg/m^3)	Lab Quals	URS Quals	Result (mg/m^3)	Lab Quals	URS Quals	Result (mg/m^3)	Lab Quals	URS Quals	Result (mg/m^3)	Lab Quals	URS Quals	Result (mg/m^3)	Lab Quals	URS Quals	Result (mg/m^3)	Lab Quals	URS Quals	Result (mg/m^3)	Lab Quals	URS Quals	Result (mg/m^3)	Lab Quals	URS Quals
VMP-12	5 ft	VMP-12-5-090310	9/3/2010	<13	U		<7	U		230			<9	U		<14	U		<5.2	U		<3	U					<4	U		<4.2	U		<8.5	U	
		VMP-12-5-120310	12/3/2010	<130	U		<69	U		16000			<89	U		<140	U		<52	U		<29	U					<39	U		<41	U		<84	U	
		VMP-12-5-021511	2/15/2011	<5.8	U		<3.2	U		80			<4.1	U		<6.3	U		<2.4	U		<1.3	U					<1.8	U		<1.9	U		<3.8	U	
		VMP-12-5-041911	4/19/2011	17	J		<23	U		5.8	J		<30	U		<46	U		<17	U		<9.9	U		3200			<53	U		<14	U		<28	U	
		VMP-12-5-080411	8/4/2011	<11	U		<6	U		200			<7.7	U		<12	U		<4.5	U		<2.6	U		2800			<14	U		<3.6	U		<7.3	U	
		VMP-12-5-111611	11/16/2011	<0.0077	U		<0.0042	U		0.9			<0.0055	U		<0.0084	U		<0.0032	U		<0.0018	U		0.098			0.0017	J		0.0055	J		<0.0051	U	
		VMP-12-5-012412	1/24/2012	<0.087	J	U	<0.19	U		6.8			<0.061	U		<0.38	U		<0.036	U		<0.02	U		3			<0.11	U		<0.028	U		<0.058	U	
		VMP-12-5-041912	4/19/2012	0.021	J		<0.0047	U		0.063			<0.0061	U		<0.0094	U		<0.036	U		<0.002	U		0.0057	J		0.0051	J		<0.011	J	U	<0.0058	U	
		VMP-12-5-072612	7/26/2012	0.057			<0.005	U		0.12		J	<0.0065	U		<0.01	U		<0.038	U		<0.0022	U		0.014			0.0057	J		<0.012	J	U	<0.0061	U	
		VMP-12-5-072612-Dup	7/26/2012	0.032			<0.0046	U		0.0018	J	J	<0.006	U		<0.0092	U		<0.034	U		<0.002	U		<0.0085	U		<0.01	U		<0.011	J	U	<0.0056	U	
		VMP-12-5-102412	10/24/2012	0.023	J		<0.0078	U		0.025			<0.01	U		<0.016	U		<0.058	U		<0.0033	U		<0.014	U		0.0054	J		<0.019	J	U	<0.0094	U	
		VMP-12-5-021813	2/18/2013	0.0096	J		<0.007	U		0.012			<0.009	U		<0.014	U		<0.052	U		<0.003	U		0.0074	J		0.0038	J		<0.017	U		<0.0085	U	
	11.5 ft	VMP-12-11.5-090310	9/3/2010	<16	U		<8.9	U		4100			<12	U		<18	U		<6.7	U		<3.8	U					<5.1	U		<5.4	U		<11	U	
		VMP-12-11.5-120310	12/3/2010	<14	U		<7.7	U		2000			<10	U		<15	U		<5.8	U		<3.3	U					<4.4	U		<4.6	U		<9.4	U	
		VMP-12-11.5-021511	2/15/2011	<13	U		<6.9	U		1600			<9	U		<14	U		<5.2	U		<3	U					<4	U		<4.2	U		<8.4	U	
		VMP-12-11.5-021511-DUP	2/15/2011	<11	U		<6	U		1300			<7.7	U		<12	U		<4.5	U		<2.6	U					<3.4	U		<3.6	U		<7.3	U	
		VMP-12-11.5-041911	4/19/2011	15	J		<21	U		810			<27	U		<42	U		<16	U		<8.9	U		4300			<48	U		<12	U		<25	U	
		VMP-12-11.5-080411	8/4/2011	<13	U		<7.3	U		1200			<9.4	U		<14	U		<5.5	U		<3.1	U		1500			<17	U		<4.4	U		<8.9	U	
		VMP-12-11.5-111611	11/16/2011	<0.11	U		<0.058	U		4.6			<0.075	U		<0.12	U		<0.044	U		<0.025	U		2.8			<0.13	U		<0.14	U		<0.071	U	
		VMP-12-11.5-012412	1/24/2012	<1	U		<2.2	U		4.1			<0.7	U		<4.3	U		<0.41	U		<0.23	U		100			<1.2	U		<0.33	U		<0.66	U	
		VMP-12-11.5-041912	4/19/2012	<0.091	U		<0.049	U		0.065			<0.064	U		<0.099	U		<0.037	U		<0.021	U		0.3			<0.11	U		<0.03	U		<0.06	U	
		VMP-12-11.5-082012	8/20/2012	0.031	J	J	<0.0078	U		0.044			<0.01	U		<0.016	U		0.0032	J		<0.0034	U		<0.014	U		0.048			<0.019	J	U	<0.0095	U	
		VMP-12-11.5-102612	10/26/2012	0.026	J		<0.0075	U		0.0098			<0.0097	U		<0.015	U		<0.056	U		<0.0032	U		0.041			0.0055	J		<0.018	U		<0.0091	U	
		VMP-12-11.5-021813	2/18/2013	0.0097	J		<0.0075	U		0.0008	J		<0.0097	U		<0.015	U		<0.056	U		<0.0032	U		<0.014	U		<0.017	U		<0.018	U		<0.0091	U	
	25 ft	VMP-12-25-090310	9/3/2010	<21	U		<11	U		14000			<15	U		<23	U		<8.5	U		<4.9	U					<6.5	U		<6.8	U		<14	U	
		VMP-12-25-120310	12/3/2010	<1	U		<0.56	U		3.8			<0.73	U		<1.1	U		<0.42	U		<0.24	U					<0.32	U		<0.34	U		<0.68	U	
		VMP-12-25-021511	2/15/2011	6.9	J		<14	U		7600			<18	U		<27	U		<10	U		<5.9	U					<7.8	U		<8.3	U		<17	U	
		VMP-12-25-041911	4/19/2011	27	J		<22	U		8300			<29	U		<45	U		<17	U		<9.6	U		3500			<51	U		<14	U		<27	U	
		VMP-12-25-080411	8/4/2011	<26	U		<14	U		3500			<18	U		<28	U		<11	U		<6.1	U		4000			<32	U		<8.6	U		<17	U	
		VMP-12-25-111611	11/16/2011	<30	U		<16	U		2600			<21	U		<32	U		<12	U		<6.9	U		3400			7.8	J		23	J		<20	U	
		VMP-12-25-012412	1/24/2012	<11	U		<25	U		5100			<8	U		<50	U		<4.7	U		<2.6	U		3200			<14	U		<3.7	U		<7.6	U	
		VMP-12-25-012412-DUP	1/24/2012	7.3	J		<180	U		5400			<59	U		<360	U		<34	U		<19	U		3300			<100	U		<27	U		<55	U	
		VMP-12-25-041912	4/19/2012	<8.7	U		<4.7	U		500			<6.1	U		<9.4	U		<3.6	U		<2	U		360			<11	U		<2.8	U		<5.8	U	
		VMP-12-25-072712	7/27/2012	<9.5	U		<5.2	U		24			<6.7	U		<10	U		<3.9	U		<2.2	U		28			<12	U		<3.1	U		<6.3	U	
		VMP-12-25-072712-Dup	7/27/2012	<9.5	U		<5.2	U		30			<6.7	U		<10	U		<3.9	U		<2.2	U		34			<12	U		<3.1	U		<6.3	U	
		VMP-12-25-102512	10/25/2012	<4.1	U		<2.2	U		0.47	J		<2.9	U		<4.5	U		<1.7	U		<0.96	U		2.9	J		<5.1	U		<1.3	U		<2.7	U	
		VMP-12-25-021513	2/15/2013	0.93	J	J	<4.2	U		5.8		J	<5.4	U		<8.3	U		<3.1	U		<1.8	U		53		J	<9.5	U		<2.5	U		<5.1	U	
	39 ft	VMP-12-39-041911	4/19/2011	24	J		<22	U		10000			<28	U		<44	U		<16	U		<9.3	U		3200			<50	U		<13	U		<26	U	
		VMP-12-39-012412	1/24/2012	<83	U		<180	U		5400			<59	U		<360	U		<34	U		<19	U		3300			<100	U		<27	U		<55	U	
		VMP-12-39-041912	4/19/2012	5.6	J		<23	U		1400			<29	U		<45	U		<17	U		<9.7	U		930			<52	U		<14	U		<28	U	
		VMP-12-39-072612	7/26/2012	<19	U		<10	U		3100			<13	U		<21	U		<7.8	U		<4.4	U		580			<24	U		1.1	J		<13	U	
		VMP-12-39-102412	10/24/2012	<50	U		<27	U		1200			<36	U		<55	U		<20	U		<12	U		93			<62	U		5.3	J		<33	U	
		VMP-12-39-021513	2/15/2013	<23	U		<12	U		4100			<16	U		<25	U		<9.4	U		<5.4	U		320			<28	U		<7.5	U		<15	U	
VMP-13	5 ft	VMP 13-5-091310	9/13/2010	0.032	J		<0.046	U		9			<0.059	U		<0.091	U		<0.034	U		<0.019	U					0.0055	J		0.018	J		<0.055	U	
		VMP-13-5-120110	12/1/2010	0.013			<0.006	U		0.0049			<0.0078	U		<0.012	U		<0.0045	U		<0.0026	U					<0.0034	J	U	<0.0036	U		<0.0073	U	
		VMP-13-5-021811	2/18/2011	0.013	J		<0.0071	U		0.0023	J		<0.0092	U		<0.014	U		<0.0054	U		<0.003	U					0.0019	J		<0.0043	U		<0.0087	U	
		VMP-13-5-040511	4/5/2011	0.017	J		<0.014	U		0.048			<0.018	U		<0.028	U		<0.011	U		<0.0061	U		0.018	J		<0.032	U		<0.034	U		<0.017	U	
		VMP-13-5-080911	8/9/2011	0.061		J	<0.015	J	U	0.026		J	<0.02	U		<0.031	U		<0.011	U		<0.0065	U		1.7		J	0.013	J		<0.037	U		<0.019	U	
		VMP-13-5-080911-DUP	8/9/2011	0.095		J	<0.014	U		0.018		J	<0.018	U		<0.027	U		<0.01	U		<0.0058	U		1.2		J	0.015	J		<0.033	J	U	<0.017	U	
		VMP-13-5-111411	11/14/2011	0.01			<0.0048	U		0.011			<0.0062	U		<0.0095	U		<0.0036	U		<0.002	U		0.0032	J		0.003	J		0.0018	J		<0.0058	U	
		VMP-13-5-012712	1/27/2012	0.034	J	J	<0.16	U		8.2		J	<0.052	U		<0.32	U		<0.03	U		<0.017	U		0.21		J	<0.091	U		<0.024	U		<0.049	U	
		VMP-13-5-042012	4/20/2012	0.019	J		<0.0046	J	U	0.0027	J		<0.006	U		<0.0092	U		<0.035	U		<0.002	U		<0.0085	U		0.019			0.002	J		<0.0056	U	
		VMP-13-5-071912	7/19/2012	0.1			<0.0048	U	UJ	0.0039			<0.0063	U		<0.0097	U		<0.036	U		<0.0021	U		0.0029	J	J	0.017			<0.012	U		<0.0059	U	
		VMP-13-5-071912-Dup	7/19/2012	0.097			<0.0048	U	UJ	0.004			<0.0063	U		<0.0097	U		<0.036	U		<0.0021	U			J	J	0.016			<0.012	U		<0.0059	U	
		VMP-13-5-100912	10/9/2012	0.023	J		<0.0075	U		0.017			<0.0097	U		<0.015	U		<0.056	U		<0.0032	U		<0.014	U		0.0055	J		<0.018	U		<0.0091	U	
		VMP-13-5-012913	1/29/2013	0.0062	J		<0.008	U		0.0038	J		<0.01	U		<0.016	U		<0.06	U		<0.0034	U		<0.015	U		<0.018	U		<0.019	J	U	<0.0098	U	
	10.5 ft	VMP 13-10.5-091310	9/13/2010	0.017	J		<0.017	U		3.3			<0.022	U		<0.034	U		<0.013	U		<0.0072	U					<0.0096	U		0.0056	J		<0.02	U	
		VMP-13-10.5-091310-Dup	9/13/2010	0.07			<0.016	U		3.4			<0.021	U		<0.033	U		<0.012	U		<0.007	U					0.0036	J		0.02			<0.02	U	
		VMP-13-10.5-120110	12/1/2010	0.012			<0.0067	U		0.0045			<0.0087	U		<0.013	U		<0.005	U		<0.0029	U					<0.0038	J	U	<0.004	U		<0.0081	U	
		VMP-13-10.5-120110-DUP	12/1/2010	<0.013	J	U	<0.007	U		0.0066			<0.009	U		<0.014	U		<0.0052	U		<0.003	U					<0.004	J	U	<0.0042	U		<0.0085	U	
		VMP-13-10.5-021811	2/18/2011	2.8	J		<2.8	U		420			<3.6	U		<5.5	U		<2.1	U		<1.2	U					<1.6	U		<1.7	U		<3.4	U	
		VMP-13-10.5-021811-DUP	2/18/2011	<4.9	U		<2.7	U		420			<3.4	U		<5.3	U		<2	U		<1.1	U					<1.5	U		<1.6	U		<3.2	U	
		VMP-13-10.5-040511-DUP	4/5/2011	0.012	J		<0.0071	U		0.017			<0.0092	U		<0.014	U		<0.0054	U		<0.003	U		0.012	J		<0.016	U		<0.017	U		<0.0087	U	
		VMP-13-10.5-080911	8/9/2011	<0.29	U		<0.16	U		51			<0.2	U		<0.31	U		<0.12	U		<0.067	U		33			<0.36	U		<0.094	U		<0.19	U	
		VMP-13-10.5-111411	11/14/2011	0.013			<0.0046	U		0.013			<0.0059	U		<0.0091	U		<0.0034	U		<0.0019	U		0.0054	J		0.0037	J		<0.011	U		<0.0055	U	
		VMP-13-10.5-012712	1/26/2012	0.02	J		<0.013	U		2.6		J	<0.016	U		<0.025	U		<0.0095	U		<0.0054	U		0.05			<0.029	U		<0.03	U		<0.015	U	
		VMP-13-10.5-012712-DUP	1/26/2012	<0.033	U		<0.018	U		3.9		J	<0.023	U		<0.036	U		<0.014	U		<0.0077	U		0.08			<0.041	U		<0.044	U		<0.022	U	
		VMP-13-10.5-042012	4/20/2012	0.027			0.0014	J		0.0088			<0.0059	U		<0.009	U		<0.034	U		<0.0019	U		0.0046	J		0.015			<0.011	J	U	<0.0055	U	
		VMP-13-10.5-071912	7/19/2012	0.15			<0.0048	U	UJ	0.0078			<0.0063	U		<0.0097	U		<0.036	U		<0.0021	U		0.0061	J	J	0.021			0.0055	J		<0.0059	U	
		VMP-13-10.5-100912	10/9/2012	0.024	J		<0.0064	U		0.025			<0.0083	U		<0.013	U		<0.048	U		<0.0027	U		<0.012	U		0.0036	J		<0.015	U		<0.0078	U	
		VMP-13-10.5-100912-Dup	10/9/2012	0.011	J		<0.0077	U		0.023			<0.0099	U		<0.015	U		<0.057	U		<0.0033	U		<0.014	U		<0.017	U		<0.018	U		<0.0093	U	
		VMP-13-10.5-013013	1/30/2013	0.01	J		<0.0065	U		0.0021	J		<0.0084	U		<0.013	U		<0.049	U		<0.0028	U		<0.012	U		<0.015	U		<0.016	J	U	<0.0079	U	
	21.5 ft	VMP 13-21.5-091310	9/13/2010	<23	U		<12	U		5800			<16	U		<25	U		<9.4	U		<5.4	U					<7.1	U		<7.5	U		<15	U	
		VMP-13-21.5-120110	12/1/2010	<44	U		<24	U		5400			<31	U		<48	U		<18	U		<10	U					<14	U		<15	U		<30	U	
		VMP-13-21.5-021811	2/18/2011	<6.6	U		<3.6	U		640			<4.7	U		<7.2	U		<2.7	U		<1.5	U					<2.1	U		0.36	J		<4.4	U	
		VMP-13-21.5-040511	4/5/2011	<9.6	U		<5.2	U		1400			<6.8	U		<10	U		<3.9	U		<2.2	U		35			<12	U		<3.1	U		<6.4	U	
		VMP-13-21.5-080911	8/9/2011	<1.2	U		<0.65	U		830			<0.84	U		<1.3	U		<0.49	U		<0.28	U		59			<1.5	U		<0.39	U		<0.79	U	
		VMP-13-21.5-111411	11/14/2011	3.6	J		<3	U		420			<3.8	U		<5.9	U		<2.2	U		<1.3	U		32			0.98	J		3.5	J		<3.6	U	
		VMP-13-21.5-111411-DUP	11/14/2011	3.7	J		<3	U		410			<3.8	U		<5.9	U		<2.2	U		<1.3	U		31			<6.8	U		3.4	J		<3.6	U	
		VMP-13-21.5-012712	1/27/2012	<1.3	U		<2.8	U		370		J	<0.9	U		<5.5	U		<0.52	U		<0.3	U		16		J	<1.6	U		<0.42	U		<0.84	U	
		VMP-13-21.5-042012	4/20/2012	0.17	J		<0.077	U		0.098			<0.1	U		<0.15	U		<0.58	U		<0.033	U		5.6			<0.18	U		0.15	J		<0.094	U	
		VMP-13-21.5-071912	7/19/2012	0.18			<0.0048	U	UJ	0.009			<0.0063	U		<0.0097	U		<0.036	U		<0.0021	U		0.13	J	J	0.038			0.0047	J		<0.0059	U	
		VMP-13-21.5-100912	10/9/2012	0.012	J		<0.0078	U		0.088			<0.01	U		<0.016	U		<0.059	U		<0.0034	U		0.24			<0.018	U		0.0047	J		<0.0095	U	
		VMP-13-21.5-013013	1/30/2013	0.01	J		<0.0077	U		0.0088			<0.0099	U		<0.015	U		<0.057	U		<0.0033	U		<0.014	U		<0.017	U		0.0078	J		<0.0093	U	
	29.5 ft	VMP-13-29.5-021811	2/18/2011	<200	U		<110	U		17000			<140	U		<220	U		<84	U		<48	U					<64	U		<67	U		<140	U	
		VMP-13-29.5-040511	4/5/2011	<130	U		<72	U		23000			<94	U		<140	U		<54	U		<31	U		94	J		<160	U		<44	U		<88	U	
		VMP-13-29.5-013012	1/30/2012	<4.1	U		<2.2	U		8600			<2.9	U		<4.4	U		<1.7	U		<0.94	U		32		J	<5	U		<1.3	U		<2.7	U	
		VMP-13-29.5-042012	4/20/2012	3.2	J		<2.9	U		2300			<3.8	U		<5.8	U		<22	U		<1.2	U		57			<6.6	U		2.4	J		<3.5	U	
		VMP-13-29.5-071912	7/19/2012	<15	U		<8.3	U		2600			<11	U		<17	U		<6.2	U		<3.6	U		30			<19	U		<5	U		<10	U	
		VMP-13-29.5-100912	10/9/2012	<14	U		<7.8	U		630			<10	U		<16	U		<5.9	U		<3.4	U		51			<18	U		<4.7	U		1.5	J	
		VMP-13-29.5-013013	1/30/2013	4.5	J		<3.3	U		580			<4.3	U		<6.6	U		<25	U		<1.4	U		<6.1	U		<7.5	U		1.3	J		<4	U	

SEE LAST PAGE OF TABLE FOR NOTES

TABLE 6
CUMULATIVE SUMMARY OF SOIL VAPOR ANALYTICAL DETECTIONS AND SCREENING RESULTS: PUBLIC WORKS YARD AND WRR - VOCS

Location	Depth	Sample ID	Sample Date	Acetone 750000			alpha-Chlorotoluene			Benzene 2.8			Bromodichloromethane 450000			Bromoform 52			Bromomethane 42			1,3-Butadiene			Butane			2-Butanone 40000			Carbon disulfide 5300			Carbon tetrachloride 1.5		
				Result (mg/m^3)	Lab Quals	URS Quals	Result (mg/m^3)	Lab Quals	URS Quals	Result (mg/m^3)	Lab Quals	URS Quals	Result (mg/m^3)	Lab Quals	URS Quals	Result (mg/m^3)	Lab Quals	URS Quals	Result (mg/m^3)	Lab Quals	URS Quals	Result (mg/m^3)	Lab Quals	URS Quals	Result (mg/m^3)	Lab Quals	URS Quals	Result (mg/m^3)	Lab Quals	URS Quals	Result (mg/m^3)	Lab Quals	URS Quals	Result (mg/m^3)	Lab Quals	URS Quals
VMP-14	5 ft	VMP 14-5-091010	9/10/2010	<0.59	U		<0.32	U		0.71			<0.42	U		<0.64	U		<0.24	U		<0.14	U					<0.18	U		<0.19	U		<0.39	U	
		VMP-14-5-120110	12/1/2010	0.017			<0.0062	U		0.008			0.0012	J		<0.012	U		<0.0047	U		<0.0026	U					0.0028	J		<0.0037	U		<0.0076	U	
		VMP-14-5-021711	2/17/2011	0.0069	J		<0.0068	U		1.2			<0.0088	U		<0.014	U		<0.0051	U		<0.0029	U					<0.0039	U		<0.0041	J	U	<0.0083	U	
		VMP-14-5-040511	4/5/2011	0.012	J		<0.007	U		0.011			<0.009	U		<0.014	U		<0.0052	J	U	<0.003	U		1.5	E	J	<0.016	U		<0.017	J	U	<0.0085	U	
		VMP-14-5-080811	8/8/2011	<13	U		<7.3	U		13			<9.4	U		<14	U		<5.4	U		<3.1	U		2600			<16	U		<4.4	U		<8.8	U	
		VMP-14-5-111411	11/14/2011	0.0078	J		<0.018	U		3.1			<0.024	U		<0.036	U		<0.014	U		<0.0078	U		0.011	J		<0.042	U		0.0088	J		<0.022	U	
		VMP-14-5-042012	4/20/2012	0.012	J		<0.0044	U		0.026			<0.0057	U		<0.0088	U		<0.033	U		<0.0019	U		0.037			0.018			<0.011	J	U	<0.0054	U	
		VMP-14-5-072312	7/23/2012	0.2			0.0084			0.43			<0.0069	U		<0.011	U		0.0023	J		<0.0023	U		0.0038	J		0.09			<0.013	U		<0.0065	U	
		VMP-14-5-101012	10/10/2012	0.012	J		<0.0075	U		0.025			<0.0097	U		<0.015	U		<0.056	U		<0.0032	U		<0.014	U		0.0038	J		<0.018	U		<0.0091	U	
		VMP-14-5-013113	1/31/2013	0.01	J		<0.007	U		<0.0043	U		<0.009	U		<0.014	U		<0.052	U		<0.003	U		0.0044	J		<0.016	U		<0.017	J	U	<0.0085	U	
	11.5 ft	VMP-14-11.5-091010	9/10/2010	<9.1	U		<4.9	U		52			<6.4	U		<9.9	U		<3.7	U		<2.1	U					<2.8	U		<3	U		<6	U	
		VMP-14-11.5-120110	12/2/2010	<0.8	U		<0.43	U		0.28			<0.56	U		<0.87	U		<0.33	U		<0.18	U					<0.25	U		<0.26	U		<0.53	U	
		VMP-14-11.5-120110-DUP	12/2/2010	<0.72	U		<0.39	U		0.28			<0.51	U		<0.78	U		<0.3	U		<0.17	U					<0.22	U		<0.24	U		<0.48	U	
		VMP-14-11.5-021711	2/17/2011	<0.26	U		<0.14	U		0.86			<0.18	U		<0.28	U		<0.11	U		<0.061	U					<0.081	U		0.052	J		<0.17	U	
		VMP-14-11.5-021711-DUP	2/17/2011	<0.26	U		<0.14	U		1			<0.18	U		<0.28	U		<0.11	U		<0.061	U					<0.081	U		0.041	J		<0.17	U	
		VMP-14-11.5-040511	4/5/2011	<0.043	U		<0.023	U		0.079			<0.03	U		<0.046	U		<0.017	U		<0.0099	U		18	E	J	0.014	J		<0.056	J	U	<0.028	U	
		VMP-14-11.5-080811	8/8/2011	<1.3	U		<0.72	U		0.18	J		<0.93	U		<1.4	U		<0.54	U		<0.31	U		320			<1.6	U		<0.43	U		<0.87	U	
		VMP-14-11.5-111511	11/15/2011	1.8	J		<1.1	U		2.2			<1.4	U		<2.2	U		<0.84	U		<0.48	U		560			0.53	J		1.7	J		<1.4	U	
		VMP-14-11.5-012612	1/26/2012	<8.4	U		<18	U		3.8			<5.9	U		<36	U		<3.4	U		<1.9	U		1500			<10	U		<2.7	U		<5.5	U	
		VMP-14-11.5-042312	4/23/2012	0.015	J		<0.0047	U		0.0068			<0.0061	U		<0.0094	U		<0.036	U		<0.002	U		0.044			0.011			<0.011	J	U	<0.0058	U	
		VMP-14-11.5-042312-Dup	4/23/2012	0.0098	J		<0.0047	U		0.0068			<0.0061	U		<0.0094	U		<0.036	U		<0.002	U		0.046			0.0081	J		<0.011	J	U	<0.0058	U	
		VMP-14-11.5-072512	7/25/2012	<3	U		<1.7	U		<1	U		<2.2	U		<3.3	U		<1.2	U		<0.71	U		460			<3.8	U		<1	U		<2	U	
		VMP-14-11.5-101012	10/10/2012	0.024	J		<0.0071	U		0.0039	J		<0.0092	U		<0.014	U		<0.054	U		<0.003	U		0.018			<0.016	U		0.008	J		<0.0087	U	
		VMP-14-11.5-013113	1/31/2013	0.0082	J		<0.0067	J	U	<0.0041	U		<0.0086	U		<0.013	U		<0.05	U		<0.0028	U		<0.012	U		<0.015	U		<0.016	J	U	<0.0081	U	
	20 ft	VMP-14-20-091010	9/10/2010	<140	U		<75	U		37000			<97	U		<150	U		<56	U		<32	U					<43	U		<45	U		<92	U	
		VMP-14-20-091010-Dup	9/10/2010	<140	U		<78	U		35000			<100	U		<160	U		<59	U		<33	U					<44	U		<47	U		<95	U	
		VMP-14-20-120110	12/2/2010	<370	U		<200	U		47000			<260	U		<400	U		<150	U		<87	U					<120	U		<120	U		<250	U	
		VMP-14-20-021811	2/18/2011	<210	U		<110	U		20000			<150	U		<230	U		<86	U		<49	U					<65	U		<69	U		<140	U	
		VMP-14-20-040511	4/5/2011	18	J		<49	U		22000			<64	U		<98	U		<37	U		<21	U		3400			<110	U		<30	U		<60	U	
		VMP-14-20-080811	8/8/2011	<33	U		<18	U		17000			<23	U		<36	U		<13	U		<7.6	U		6000			<41	U		<11	U		<22	U	
		VMP-14-20-111511	11/15/2011	<170	U		<92	U		16000			<120	U		<180	U		<69	U		<39	U		5900			<210	U		<220	U		<110	U	
		VMP-14-20-012612	1/26/2012	2.8	J	J	<36	U		17000			<12	U		<72	U		<6.8	U		<3.9	U		4100		J	<21	U		1.5	J	J	<11	U	
		VMP-14-20-042312	4/23/2012	<9.1	U		<20	U		13000			<6.4	U		<9.9	U		<3.7	U		<2.1	U		2400			<11	U		<3	U		<6	U	
		VMP-14-20-072512	7/25/2012	<14	U		<7.9	U		13000			<10	U		<16	U		<5.9	U		<3.4	U		2200			<18	U		<4.7	U		<9.6	U	
		VMP-14-20-101612	10/16/2012	16	J		<36	U		9400			<47	U		<73	U		<27	U		<16	U		1100			<83	U		<22	U		<44	U	
		VMP-14-20-013113	1/31/2013	36	J		2.8	J		12000			<17	U		<26	U		<98	U		<5.6	U		350			<30	U		4.7	J		<16	U	
	29 ft	VMP-14-29-021811	2/18/2011	240	J		<170	U		40000			<220	U		<330	U		<120	U		<71	U					<95	U		<100	U		<200	U	
		VMP-14-29-040511	4/5/2011	<260	U		<140	U		51000			<180	U		<280	U		<110	U		<61	U		4900			<320	U		<86	U		<170	U	
		VMP-14-29-012612	1/26/2012	<300	U		<650	U		26000			<210	U		<1300	U		<120	U		<69	U		4000			<370	U		<98	U		<200	U	
		VMP-14-29-042312	4/23/2012	<110	U		<230	U		22000			<75	U		<120	U		<43	U		<25	U		2800			<130	U		<35	U		<70	U	
		VMP-14-29-072512	7/25/2012	<110	U		<61	U		21000			<79	U		<120	U		<46	U		<26	U		2900			<140	U		<36	U		<74	U	
		VMP-14-29-101612	10/16/2012	<170	U		<91	U		9400			<120	U		<180	U		<68	U		<39	U		1600			<210	U		<55	U		<110	U	
		VMP-14-29-013113-DUP	1/31/2013	<560	U	UJ	<120	U		13000		J	<160	U		<240	U		<920	U		<52	U		380		J	<280	U		36	J		<150	U	
		VMP-14-29-013113	1/31/2013	30	J	J	<51	U		54000		J	<66	U		<100	U		<380	U		<22	U		2100		J	<120	U		13	J		<62	U	
VMP-15	5 ft	VMP 15-5-091410	9/14/2010	0.015			<0.0065	U		0.61			<0.0084	U		<0.013	U		<0.0049	J	U	<0.0028	U					0.001	J		<0.0039	J	U	<0.0079	U	
		VMP-15-5-113010	11/30/2010	<0.28	U		<0.15	U		<0.096	U		<0.2	U		<0.31	U		<0.12	U		<0.066	U					<0.088	U		<0.093	U		<0.19	U	
		VMP-15-5-021611	2/16/2011	0.33			<0.14	U		2			<0.19	U		<0.29	U		<0.11	U		<0.062	U					0.08	J		0.11			<0.18	U	
		VMP-15-5-042011	4/20/2011	0.083	J		<0.34	U		1.4			<0.44	U		<0.68	U		<0.26	U		<0.15	U		6.3			<0.78	U		<0.2	U		<0.42	U	
		VMP-15-5-080811	8/8/2011	0.088			<0.0077	J	U	0.14			<0.01	U		<0.015	J	U	<0.0058	U		<0.0033	U		0.0059	J		0.016	J		0.0042	J		<0.0093	U	
		VMP-15-5-111511	11/15/2011	<0.016	U		<0.0086	U		2.1			<0.011	U		<0.017	U		<0.0064	U		<0.0037	U		0.12			0.0034	J		<0.021	U		<0.01	U	
		VMP-15-5-020112	2/1/2012	0.012	J		<0.18	U		<0.027	U		<0.057	U		<0.35	U		<0.033	U		<0.019	U		<0.081	U		0.0093	J		<0.027	U		<0.054	U	
		VMP-15-5-042412	4/24/2012	0.026	J		<0.18	U		0.063			<0.059	U		<0.09	U		<0.034	U		<0.019	U		<0.083	U		<0.1	U		<0.027	U		<0.055	U	
		VMP-15-5-072512	7/25/2012	0.064			<0.0051	U		0.005			<0.0066	U		<0.01	U		0.002	J	J	<0.0022	U		<0.0094	U		0.013			0.018		J	0.0014	J	
		VMP-15-5-102512	10/25/2012	0.026	J		0.0013	J		0.013			<0.01	U		<0.015	U		<0.058	U		<0.0033	U		0.18			0.015	J		<0.018	J	U	<0.0093	U	
		VMP-15-5-020513	2/5/2013	0.006	J		<0.0075	U		0.004	J		<0.0097	U		<0.015	U		<0.056	U		<0.0032	U		<0.014	U		<0.017	U		<0.018	J	U	<0.0091	U	
	21.5 ft	VMP-15-21.5-091410	9/14/2010	<1.3	U		<0.71	U		0.61			<0.92	U		<1.4	U		<0.53	U		<0.3	U					<0.4	U		<0.43	U		<0.86	U	
		VMP-15-21.5-113010	11/30/2010	<1.5	U		<0.83	U		<0.51	U		<1.1	U		<1.6	U		<0.62	U		<0.36	U					<0.47	U		<0.5	U		<1	U	
		VMP-15-21.5-021611	2/16/2011	<1.1	U		<0.58	U		2.2			<0.75	U		<1.2	U		<0.43	U		<0.25	U					<0.33	U		<0.35	U		<0.7	U	
		VMP-15-21.5-042011	4/20/2011	<1.7	U		<0.91	U		1.4			<1.2	U		<1.8	U		<0.68	U		<0.39	U		25			<2.1	U		<0.55	U		<1.1	U	
		VMP-15-21.5-080811	8/8/2011	0.37	J		<0.73	U		0.8			<0.94	U		<1.4	U		<0.55	U		<0.31	U		35			<1.7	U		<0.44	U		<0.89	U	
		VMP-15-21.5-111511	11/15/2011	<1.1	U		<0.58	U		0.18	J		<0.74	U		<1.2	U		<0.44	U		<0.25	U		4.4			<1.3	U		<1.4	U		<0.71	U	
		VMP-15-21.5-020112	2/1/2012	<0.8	U		<1.7	U		0.16	J	J	<0.56	U		<3.5	U		<0.33	U		<0.18	U		<0.8	U		<0.99	U		0.091	J	J	<0.53	U	
		VMP-15-21.5-042412	4/24/2012	<0.35	U		<0.76	U		0.91			<0.24	U		<0.38	U		<0.14	U		<0.081	U		1			<0.43	U		0.041	J		<0.23	U	
		VMP-15-21.5-072512	7/25/2012	0.19	J		<0.68	U		0.25	J		<0.89	U		<1.4	U		<0.51	U		<0.29	U		0.26	J		<1.6	U		<0.41	U		<0.83	U	
		VMP-15-21.5-102512	10/25/2012	<2	U		<1.1	U		0.24	J		<1.4	U		<2.2	U		<0.84	U		<0.48	U		1	J		<2.6	U		<0.67	U		<1.4	U	
		VMP-15-21.5-102512-Dup	10/25/2012	<2.1	U		<1.2	U		0.24	J		<1.5	U		<2.3	U		<0.87	U		<0.49	U		1.1	J		<2.6	U		<0.69	U		<1.4	U	
		VMP-15-21.5-020713	2/7/2013	0.034	J		<0.028	U		0.0077	J		<0.037	U		<0.057	U		<0.21	U		<0.012	U		0.4			<0.065	U		0.029	J		<0.035	U	
	25.5 ft	VMP 15-25.5-091410	9/14/2010	0.013			<0.0067	U		0.3			<0.0086	U		<0.013	U		<0.005	U		<0.0028	U					0.0015	J		<0.004	J	U	<0.0081	U	
		VMP-15-25.5-021611	2/16/2011	<0.16	U		<0.089	U		0.36			<0.12	U		<0.18	U		<0.067	U		<0.038	U					<0.051	U		0.028	J		<0.11	U	
		VMP-15-25.5-042011	4/20/2011	<0.13	U		<0.073	U		1.6			<0.094	U		<0.14	U		<0.055	U		<0.031	U		0.06	J		<0.17	U		<0.044	U		<0.089	U	
		VMP-15-25.5-042011-DUP	4/20/2011	<0.12	U		<0.068	U		1.4			<0.088	U		<0.14	U		<0.051	U		<0.029	U		0.27			<0.16	U		<0.041	U		<0.083	U	
		VMP-15-25.5-080811	8/8/2011	0.054	J		<0.073	U		0.13			<0.094	U		<0.14	U		<0.055	U		<0.031	U		0.58			<0.17	U		<0.044	U		<0.089	U	
		VMP-15-25.5-111511	11/15/2011	<0.041	U		<0.022	U		3.4			0.12			<0.045	U		<0.017	U		<0.0096	U		0.35			<0.051	U		<0.054	U		<0.027	U	
		VMP-15-25.5-073112	7/31/2012	0.091			<0.047	U		0.024	J		<0.061	U		<0.094	U		<0.036	U		<0.02	U		0.71			0.023	J		<0.028	U		<0.058	U	
		VMP-15-25.5-102512	10/25/2012	<0.035	U		<0.0077	U		0.034			<0.01	U		<0.015	U		<0.058	U		<0.0033	U		0.058			0.019			<0.018	U		<0.0093	U	
		VMP-15-25.5-021213	2/12/2013	<0.43	U		<0.23	U		<0.14	U		<0.3	U		<0.46	U		<0.17	U		<0.099	U		2.4			<0.53	U		<0.14	U		<0.28	U	
	29 ft	VMP-15-29-073112	7/31/2012	0.1	J	J	<0.2	U		0.17		J	<0.26	U		<0.4	U		<0.15	U		<0.087	U		5.8		J	<0.46	U		<0.12	U		<0.25	U	
		VMP-15-29-102512	10/25/2012	<0.073	U		<0.016	U		0.026			<0.021	U		<0.032	U		<0.12	U		<0.0068	U		0.28			0.033	J		<0.038	U		<0.019	U	
		VMP-15-29-021213	2/12/2013	0.26			<0.14	U		<0.086	U		<0.18	U		<0.28	U		<0.1	U		<0.06	U		2			<0.32	U		<0.084	U		<0.17	U	

SEE LAST PAGE OF TABLE FOR NOTES

TABLE 6
CUMULATIVE SUMMARY OF SOIL VAPOR ANALYTICAL DETECTIONS AND SCREENING RESULTS: PUBLIC WORKS YARD AND WRR - VOCS

Location	Depth	Sample ID	Sample Date	Acetone 750000			alpha-Chlorotoluene			Benzene 2.8			Bromodichloromethane 450000			Bromoform 52			Bromomethane 42			1,3-Butadiene			Butane			2-Butanone 40000			Carbon disulfide 5300			Carbon tetrachloride 1.5		
				Result (mg/m^3)	Lab Quals	URS Quals	Result (mg/m^3)	Lab Quals	URS Quals	Result (mg/m^3)	Lab Quals	URS Quals	Result (mg/m^3)	Lab Quals	URS Quals	Result (mg/m^3)	Lab Quals	URS Quals	Result (mg/m^3)	Lab Quals	URS Quals	Result (mg/m^3)	Lab Quals	URS Quals	Result (mg/m^3)	Lab Quals	URS Quals	Result (mg/m^3)	Lab Quals	URS Quals	Result (mg/m^3)	Lab Quals	URS Quals	Result (mg/m^3)	Lab Quals	URS Quals
VMP-16	5 ft	VMP-16-5-090210	9/2/2010	<23	U		<12	U		17			<16	U		<25	U		<9.2	U		<5.3	U					<7	U		<7.4	U		<15	U	
		VMP-16-5-112910	11/29/2010	<10	U		<5.6	U		16		J	<7.3	U		<11	U		<4.2	U		<2.4	U					<3.2	U		<3.4	U		<6.8	U	
		VMP-16-5-021511	2/15/2011	<6.3	U		<3.4	U		10		J	<4.4	U		<6.8	U		<2.6	U		<1.5	U					<1.9	U		<2	U		<4.2	U	
		VMP-16-5-042211	4/22/2011	<8.4	U		<4.6	U		7			<5.9	U		<9.1	U		<3.4	U		<1.9	U		260			<10	U		<2.7	U		<5.5	U	
		VMP-16-5-080511	8/5/2011	0.5	J		<1.4	U		2.9			<1.9	U		<2.9	U		<1.1	U		<0.62	U		39			<3.3	U		<0.88	U		<1.8	U	
		VMP-16-5-042512	4/25/2012	<9.1	U		<20	U		6			<6.4	U		<9.9	U		<3.7	U		<2.1	U		140			<11	U		<3	U		<6	U	
		VMP-16-5-073012	7/30/2012	<8.5	U		<4.6	U		8.8		J	<6	U		<9.2	U		<3.5	U		<2	U		58		J	<10	U		<2.8	U		<5.6	U	
		VMP-16-5-102512	10/25/2012	<6.7	U		<3.6	U		0.63	J		<4.7	U		<7.3	U		<2.7	U		<1.6	U		4	J		<8.3	U		<2.2	U		<4.4	U	
		VMP-16-5-021413	2/14/2013	<1	U		<0.57	U		0.17	J	J	<0.74	U		<1.1	U		<0.43	U		<0.24	U		<1	U		<1.3	U		<0.34	U		<0.69	U	
	13.5 ft	VMP-16-13.5-090210	9/2/2010	3.6	J		<13	U		17			<16	U		<26	U		<9.6	U		<5.5	U					<7.3	U		<7.7	U		<16	U	
		VMP-16-13.5-090210-DUP	9/2/2010	<23	U		<13	U		16			<16	U		<26	U		<9.6	U		<5.5	U					<7.3	U		<7.7	U		<16	U	
		VMP-16-13.5-112910	11/29/2010	<66	U		<36	U		21	J		<47	U		<72	U		<27	U		<15	U					<21	U		<22	U		<44	U	
		VMP-16-13.5-021611	2/16/2011	<13	U		<7	U		7.1			<9	U		<14	U		<5.2	U		<3	U					<4	U		<4.2	U		<8.5	U	
		VMP-16-13.5-021611-DUP	2/16/2011	<12	U		<6.8	U		9.3			<8.8	U		<14	U		<5.1	U		<2.9	U					<3.9	U		<4.1	U		<8.3	U	
		VMP-16-13.5-042211	4/22/2011	<13	U		<7.4	U		8.3			<9.5	U		<15	U		<5.5	U		<3.1	U		320			<17	U		<4.4	U		<8.9	U	
		VMP-16-13.5-080511	8/5/2011	<1.3	U	UJ	<0.71	U	UJ	0.54		J	<0.92	U	UJ	<1.4	U	UJ	<0.54	U	UJ	<0.3	U	UJ	14		J	<1.6	U	UJ	<0.43	U	UJ	<0.87	U	UJ
		VMP-16-13.5-042512	4/25/2012	<1.4	U		<3.2	U		7.6		J	<1	U		<1.6	U		<0.59	U		<0.34	U		360			<1.8	U		<0.47	U		<0.96	U	
		VMP-16-13.5-073012	7/30/2012	9.8	J		<24	U		27			<31	U		<47	U		<18	U		<10	U		180			<54	U		2.4	J		<29	U	
		VMP-16-13.5-102512	10/25/2012	20	J		<73	U		22	J		<94	U		<140	U		<55	U		<31	U		77	J		<170	U		14	J		<89	U	
		VMP-16-13.5-021413	2/14/2013	5.3	J	J	<12	U		21		J	<15	U		<23	U		<8.7	U		<5	U		92		J	<26	U		2.3	J	J	<14	U	
	19 ft	VMP-16-19-090210	9/2/2010	<23	U		<13	U		27			<16	U		<26	U		<9.6	U		<5.5	U					<7.3	U		<7.7	U		<16	U	
		VMP-16-19-112910	11/29/2010	<51	U		<28	U		20			<36	U		<56	U		<21	U		<12	U					<16	U		<17	U		<34	U	
		VMP-16-19-021611	2/16/2011	<12	U		<6.7	U		7.7			<8.6	U		<13	U		<5	U		<2.8	U					<3.8	U		<4	U		<8.1	U	
		VMP-16-19-042711	4/27/2011	<12	U		<6.8	U		3.7	J		<8.8	U		<14	U		<5.1	U		<2.9	U		150			<16	U		<4.1	U		<8.3	U	
		VMP-16-19-042711-DUP	4/27/2011	<12	U		<6.7	U		3.1	J		<8.6	U		<13	U		<5	U		<2.8	U		160			<15	U		<4	U		<8.1	U	
		VMP-16-19-042512	p	5.2	J		<73	U		12			<24	U		<36	U		<14	U		<7.8	U		390			<42	U		<11	U		<22	U	
		VMP-16-19-073012	7/30/2012	<30	U		<16	U		14			<21	U		<33	U		<12	U		<7	U		230			<37	U		1.5	J		<20	U	
		VMP-16-19-102512	10/25/2012	15	J		<68	U		14	J		<88	U		<140	U		<51	U		<29	U		130			<160	U		14	J		<83	U	
		VMP-16-19-021413	2/14/2013	<12	U		<6.8	U		17		J	<8.8	U		<14	U		<5.1	U		<2.9	U		240		J	<16	U		<4.1	U		<8.3	U	
	31 ft	VMP-16-31-090310	9/3/2010	0.033			<0.0075	U		0.0064			<0.0097	U		<0.015	U		0.0019	J		<0.0032	U					0.0056			0.0036	J		<0.0091	U	
		VMP-16-31-112910	11/29/2010	<52	U		<28	U		20			<36	U		<56	U		<21	U		<12	U					<16	U		<17	U		<34	U	
		VMP-16-31-042512	4/25/2012	6.7	J		<89	U		15			<29	U		<44	U		<17	U		<9.5	U		470			<51	U		<13	U		<27	U	
		VMP-16-31-073012	7/30/2012	8.1	J		<18	U		16			<23	U		<36	U		<14	U		<7.7	U		320			<41	U		3.9	J		<22	U	
		VMP-16-31-102512	10/25/2012	<160	U		<85	U		12	J		<110	U		<170	U		<64	U		<36	U		150	J		<190	U		7.8	J		<100	U	
		VMP-16-31-021813	2/18/2013	<47	U		<26	U		29			<33	U		<52	U		<19	U		<11	U		290			<59	U		<16	U		<31	U	
VMP-17	5 ft	VMP-17-5	6/21/2010	0.06		J	<0.007	U		0.0051			<0.009	U		<0.015	U		<0.005	U		<0.003	U					0.018		J	<0.004	U		<0.009	U	
		VMP-17-5-DUP	6/21/2010	0.027		J	<0.007	U		0.0044	J		<0.01	U		<0.016	U		<0.005	U		<0.003	U					0.0028	J	J	<0.004	J	U	<0.009	U	
		VMP-17-5-090110	9/1/2010	0.25			<0.007	U		0.0086			<0.009	U		<0.014	U		<0.0052	U		<0.003	U					0.096			<0.0042	J	U	<0.0085	U	
		VMP-17-5-112210	11/22/2010	0.03			<0.007	U		0.0044			<0.009	U		<0.014	U		<0.0052	U		<0.003	U					0.0048			<0.0042	J	U	<0.0085	U	
		VMP-17-5-020711	2/7/2011	0.012	J		<0.0065	U		0.0061			<0.0084	U		<0.013	U		<0.0049	U		<0.0028	U					<0.0037	U		<0.0039	U		<0.0079	U	
		VMP-17-5-040611	4/6/2011	0.039	J		<0.026	U		5.8			<0.034	U		<0.052	U		<0.02	U		<0.011	U		0.13			0.005	J		0.0058	J		<0.032	U	
		VMP-17-5-080111	8/1/2011	<0.18	U		<0.1	U		0.17			<0.13	U		<0.2	U		<0.075	U		<0.042	U		14			<0.23	U		<0.12	J		<0.12	U	
		VMP-17-5-110711	11/7/2011	0.029			<0.0044	J	U	0.0018	J		<0.0057	U		<0.0088	U		<0.0033	U		<0.0019	U		0.0067	J		0.0063	J		<0.011	U		<0.0054	U	
		VMP-17-5-012612	1/26/2012	0.013			<0.0046	U		0.0022	J		<0.006	U		<0.0092	U		<0.0035	U		<0.002	U		0.0025	J		0.0098	J		<0.011	U		<0.0056	U	
		VMP-17-5-041112	4/11/2012	0.028			<0.0047	U		0.021			<0.0061	U		<0.0094	U		<0.036	U		<0.002	U		0.0051	J		0.039			<0.011	U		<0.0058	U	
		VMP-17-5-071112	7/11/2012	0.099			<0.0051	U	UJ	0.11			<0.0066	U		<0.01	U		<0.038	U		<0.0022	U		0.0061	J		0.034			<0.012	U		<0.0062	U	
		VMP-17-5-100912	10/9/2012	0.062			<0.0078	U		0.0043	J		<0.01	U		<0.016	U		<0.059	U		<0.0034	U		<0.014	U		0.0055	J		<0.019	U		<0.0095	U	
		VMP-17-5-013113	1/31/2013	0.011	J		<0.027	U		0.71			<0.036	U		<0.055	U		<0.2	U		<0.012	U		<0.05	U		<0.062	U		0.0076	J		<0.033	U	
		VMP-17-5-013113-DUP	1/31/2013	0.0096	J		<0.027	U		1			<0.036	U		<0.055	U		<0.2	U		<0.012	U		0.039	J		<0.062	U		0.007	J		<0.033	U	
VMP-25	5 ft	VMP-25-5-031511	3/15/2011	3.6			<0.063	U		0.82			<0.081	U		<0.12	U		<0.047	U		<0.027	U					<0.14	U		0.0047	J		<0.076	U	
		VMP-25-5-040811	4/8/2011	0.043	J		<0.028	U		5.2			<0.037	U		<0.057	U		<0.021	U		<0.012	U		0.12			<0.065	U		0.019	J		<0.035	U	
		VMP-25-5-080911	8/9/2011	0.16			<0.006	J	U	0.31			<0.0078	U		<0.012	J	U	<0.0045	U		<0.0026	U		0.094			0.058			0.0095	J		<0.0073	U	
		VMP-25-5-111711	11/17/2011	0.0076	J		<0.0043	U		0.011			<0.0056	U		<0.0087	U		<0.0033	U		<0.0018	U		<0.008	U		0.0013	J		0.0023	J		<0.0053	U	
		VMP-25-5-013112	1/31/2012	0.02	J		<0.032	U		4.8			<0.041	U		<0.063	U		<0.024	U		<0.013	U		4			0.01	J		0.006	J		<0.038	U	
		VMP-25-5-042512	4/25/2012	0.024			<0.0049	U		0.066			<0.0064	U		<0.0099	U		<0.037	U		<0.0021	U		<0.0091	U		0.031			<0.012	J	U	<0.006	U	
		VMP-25-5-072612	7/26/2012	0.021	J		<0.017	U		0.21			<0.022	U		<0.034	U		<0.13	U		<0.0073	U		2			0.017	J		<0.041	U		<0.021	U	
		VMP-25-5-102612	10/26/2012	0.012	J		<0.007	U		0.0017	J		<0.009	U		<0.014	U		<0.052	U		<0.003	U		<0.013	U		0.0035	J		<0.017	U		<0.0085	U	
		VMP-25-5-030613	3/6/2013	0.018	J		<0.0066	J	U	0.0048			<0.0086	U		<0.013	U		<0.05	U		<0.0028	U		0.016			0.0054	J		<0.016	J	U	<0.0081	U	
	21 ft	VMP-25-21-031511	3/15/2011	1200		J	<12	U		97		J	<16	U		<24	U		<9.2	U		<5.2	U					<28	U		6.3	J		<15	U	
		VMP-25-21-031511-DUP	3/15/2011	1800		J	<16	U		140		J	<20	U		<31	U		<12	U		<6.7	U					<36	U		9	J		<19	U	
		VMP-25-21-040811	4/8/2011	<240	U		<130	U		130			<170	U		<260	U		<98	U		<56	U		14000			<300	U		61	J		<160	U	
		VMP-25-21-040811-DUP	4/8/2011	<240	U		<130	U		120			<170	U		<260	U		<99	U		<56	U		13000			<300	U		57	J		<160	U	
		VMP-25-21-080911	8/9/2011	<78	U		<43	U		1100			<55	U		<85	U		<32	U		<18	U		15000			<97	U		<26	U		<52	U	
		VMP-25-21-111711	11/17/2011	<110	U		<58	U		25	J		<75	U		<120	U		<44	U		<25	U		6800			<130	U		<140	U		<71	U	
		VMP-25-21-111711-DUP	11/17/2011	<160	U		<86	U		18	J		<110	U		<170	U		<64	U		<37	U		6900			<200	U		<210	U		<100	U	
		VMP-25-21-013112	1/31/2012	<56	U		<120	U		59			<39	U		<240	U		<23	U		<13	U		8300			<69	U		<18	U		<37	U	
		VMP-25-21-013112-DUP	2/1/2012	<52	U		<110	U		62			<36	U		<220	U		<21	U		<12	U		9500			<64	U		<17	U		<34	U	
		VMP-25-21-042512	4/25/2012	6.7	J		<77	U		37			<25	U		<38	U		<14	U		<8.2	U		12000			<44	U		<12	U		<23	U	
		VMP-25-21-072612	7/26/2012	<60	U		<33	U		48			<42	U		<65	U		<24	U		<14	U		15000			<74	U		3	J		<40	U	
		VMP-25-21-102612	10/26/2012	<360	U		<200	U		48	J		<250	U		<390	U		<150	U		<84	U		14000			<440	U		<120	U		<240	U	
		VMP-25-21-030613	3/6/2013	<230	U		<50	U		95			<64	U		<99	U		<370	U		<21	U		12000			<110	U		31	J		<60	U	
	31 ft	VMP-25-31-030613	3/6/2013	<120	U		<66	U		90			<85	U		<130	U		<49	U		<28	U		6200			<150	U		<40	U		<80	U	

SEE LAST PAGE OF TABLE FOR NOTES

TABLE 6
CUMULATIVE SUMMARY OF SOIL VAPOR ANALYTICAL DETECTIONS AND SCREENING RESULTS: PUBLIC WORKS YARD AND WRR - VOCS

Location	Depth	Sample ID	Sample Date	Acetone			alpha-Chlorotoluene			Benzene			Bromodichloromethane			Bromoform			Bromomethane			1,3-Butadiene			Butane			2-Butanone			Carbon disulfide			Carbon tetrachloride		
				750000						2.8			450000			52			42									40000			5300			1.5		
				Result (mg/m^3)	Lab Quals	URS Quals	Result (mg/m^3)	Lab Quals	URS Quals	Result (mg/m^3)	Lab Quals	URS Quals	Result (mg/m^3)	Lab Quals	URS Quals	Result (mg/m^3)	Lab Quals	URS Quals	Result (mg/m^3)	Lab Quals	URS Quals	Result (mg/m^3)	Lab Quals	URS Quals	Result (mg/m^3)	Lab Quals	URS Quals	Result (mg/m^3)	Lab Quals	URS Quals	Result (mg/m^3)	Lab Quals	URS Quals	Result (mg/m^3)	Lab Quals	URS Quals
VMP-29	10 ft	VMP-29-10-073012	7/30/2012	4.4			<0.055	U		<0.034	U		<0.071	U		<0.11	U		<0.41	U		<0.023	U		<0.1	U		12			0.39			<0.067	U	
		VMP-29-10-100812	10/8/2012	8.4			<0.097	U		0.47			<0.12	U		<0.19	U		<0.73	U		<0.042	U		<0.18	U		22			0.15	J		<0.12	U	
		VMP-29-10-020613	2/6/2013	0.16			<0.0073	U		0.053			<0.0094	U		<0.014	U		<0.055	U		<0.0031	U		0.0038	J		0.3			0.021			<0.0089	U	
	20 ft	VMP-29-20-073012	7/30/2012	170			<0.65	U		0.066	J		<0.84	U		<1.3	U		<0.49	U		<0.28	U		<1.2	U		270			0.83			<0.79	U	
		VMP-29-20-073012-Dup	7/30/2012	150			<0.6	U		0.047	J		<0.78	U		<1.2	U		<0.45	U		<0.26	U		<1.1	U		240			0.74			<0.74	U	
		VMP-29-20-100812	10/8/2012	15			<0.097	U		0.12			<0.12	U		<0.19	U		<0.73	U		<0.042	U		<0.18	U		31			0.23	J		<0.12	U	
		VMP-29-20-020613	2/6/2013	0.21			<0.0071	U		0.026			<0.0092	U		<0.014	U		<0.054	U		<0.003	U		0.0084	J		0.75			0.035			<0.0087	U	
	30 ft	VMP-29-30-073012	7/30/2012	26			<0.11	U		0.057	J		<0.14	U		<0.21	U		<0.08	U		<0.046	U		<0.2	U		60			0.32			<0.13	U	
		VMP-29-30-100812	10/8/2012	54			<0.48	U		0.11	J		<0.62	U		<0.96	U		<3.6	U		<0.2	U		<0.88	U		72			1.5			<0.58	U	
		VMP-29-30-020613	2/6/2013	0.76			<0.0075	U		0.084			<0.0097	U		<0.015	U		<0.056	U		<0.0032	U		0.0047	J		2.1			0.1			<0.0091	U	
VMP-30	10 ft	VMP-30-10-073012	7/30/2012	35			<0.19	U		0.016	J		<0.25	U		<0.39	U		<0.14	U		<0.083	U		<0.36	U		97			0.2			<0.24	U	
		VMP-30-10-100812	10/8/2012	0.87			<0.0073	U		0.016			<0.0094	U		<0.014	U		<0.055	U		<0.0031	U		<0.013	U		2.3			0.02			<0.0089	U	
		VMP-30-10-020613	2/6/2013	0.091			<0.0068	U		0.0018	J		<0.0088	U		<0.014	U		<0.051	U		<0.0029	U		<0.012	U		0.15			<0.016	J	U	<0.0083	U	
	20 ft	VMP-30-20-073012	7/30/2012	200			<0.82	U		2.1			<1.1	U		<1.6	U		<0.62	U		<0.35	U		<1.5	U		390			0.83			<1	U	
		VMP-30-20-100812	10/8/2012	44			<0.3	U		0.35			<0.39	U		<0.6	U		<2.2	U		<0.13	U		<0.55	U		45			1.1			<0.36	U	
		VMP-30-20-020613	2/6/2013	0.17			<0.0068	J	U	0.11			<0.0088	U		<0.014	U		<0.051	U		<0.0029	U		0.0088	J		0.6			0.077			<0.0083	U	
	30 ft	VMP-30-30-073012	7/30/2012	320			<0.85	U		7.2			<1.1	U		<1.7	U		<0.63	U		<0.36	U		<1.6	U		380			0.31	J		<1	U	
		VMP-30-30-100812	10/8/2012	75			<0.62	U		5.4			<0.81	U		<1.2	U		<4.7	U		<0.27	U		0.49	J		100			1.2	J		<0.76	U	
		VMP-30-30-020613	2/6/2013	2.8			<0.023	U		1.4			<0.029	U		<0.045	U		<0.17	U		<0.0097	U		<0.042	U		6.4			0.1			<0.028	U	
VMP-41	10 ft	VMP-41-10-072712	7/27/2012	0.08			<0.0063	U		0.16			<0.0081	U		<0.012	U		<0.047	U		<0.0027	U		0.092			0.022			<0.015	U		<0.0076	U	
		VMP-41-10-100912	10/9/2012	0.02	J		<0.0077	U		0.034			<0.0099	U		<0.015	U		<0.057	U		<0.0033	U		<0.014	U		0.012	J		<0.018	U		<0.0093	U	
		VMP-41-10-012913	1/29/2013	0.006	J		<0.0077	U		0.0018	J		<0.0099	U		<0.015	U		<0.057	U		<0.0033	U		<0.014	U		<0.017	U		<0.018	J	U	<0.0093	U	
	20 ft	VMP-41-20-072712	7/27/2012	0.048			<0.0048	U		0.039			<0.0063	U		<0.0097	U		<0.036	U		<0.0021	U		<0.0089	U		0.012			<0.012	U		<0.0059	U	
		VMP-41-20-072712-Dup	7/27/2012	0.047			<0.0049	U		0.044			<0.0064	U		<0.0099	U		<0.037	U		<0.0021	U		<0.0091	U		0.013			<0.012	U		<0.006	U	
		VMP-41-20-100912	10/9/2012	0.055			<0.0075	U		0.027			<0.0097	U		<0.015	U		<0.056	U		<0.0032	U		<0.014	U		0.012	J		<0.018	U		<0.0091	U	
		VMP-41-20-100912-Dup	10/9/2012	0.024	J		<0.0077	U		0.027			<0.0099	U		<0.015	U		<0.057	U		<0.0033	U		<0.014	U		0.009	J		<0.018	U		<0.0093	U	
		VMP-41-20-012913	1/29/2013	0.0096	J		<0.0078	U		0.0044	J		<0.01	U		<0.016	U		<0.059	U		<0.0034	U		<0.014	U		<0.018	U		<0.019	J	U	<0.0095	U	
	30 ft	VMP-41-30-072712	7/27/2012	0.094			<0.0049	U		0.34			<0.0064	U		<0.0099	U		<0.037	U		<0.0021	U		0.02			0.023			<0.012	U		<0.006	U	
		VMP-41-30-100912	10/9/2012	0.019	J		<0.008	U		0.041			<0.01	U		<0.016	U		<0.06	U		<0.0034	U		<0.015	U		0.008	J		<0.019	U		<0.0098	U	
		VMP-41-30-012913	1/29/2013	0.011	J		<0.0073	U		0.0077			<0.0094	U		<0.014	U		<0.055	U		<0.0031	U		0.019			<0.017	U		<0.018	J	U	<0.0089	U	
VMP-55	20 ft	VMP-55-20-021513	2/15/2013	<33	U		<18	U		1.3	J		<23	U		<36	U		<13	U		<7.6	U		2900			<41	U		<11	U		<22	U	

SEE LAST PAGE OF TABLE FOR NOTES

TABLE 6
CUMULATIVE SUMMARY OF SOIL VAPOR ANALYTICAL DETECTIONS AND SCREENING RESULTS: PUBLIC WORKS YARD AND WRR - VOCS

Location	Depth	Sample ID	Sample Date	Chlorobenzene 420			Chlorodibromomethane 57000			Chloroethane			Chloroform 0.92			Chloromethane			Cyclohexane			1,2-Dibromoethane 0.06			1,2-Dichlorobenzene 1700			1,3-Dichlorobenzene			1,4-Dichlorobenzene 6800		
				Result (mg/m^3)	Lab Quals	URS Quals	Result (mg/m^3)	Lab Quals	URS Quals	Result (mg/m^3)	Lab Quals	URS Quals	Result (mg/m^3)	Lab Quals	URS Quals	Result (mg/m^3)	Lab Quals	URS Quals	Result (mg/m^3)	Lab Quals	URS Quals	Result (mg/m^3)	Lab Quals	URS Quals	Result (mg/m^3)	Lab Quals	URS Quals	Result (mg/m^3)	Lab Quals	URS Quals	Result (mg/m^3)	Lab Quals	URS Quals
VMP-10	5 ft	VMP-10-5-090710	9/7/2010	<0.0061	U		<0.011	U		<0.0035	U		<0.0064	U		<0.011	U		0.0092			<0.01	U		<0.0079	U		<0.0079	U		<0.0079	U	
		VMP-10-5-111810	11/17/2010	<0.0056	U		<0.01	U		<0.0032	U		<0.0059	U		<0.01	U		0.0048			<0.0093	U		<0.0073	U		<0.0073	U		<0.0073	U	
		VMP-10-5-021011	2/10/2011	<0.0055	U		<0.01	U		<0.0031	U		<0.0058	U		<0.0098	U		0.023			<0.0091	U		<0.0072	U		<0.0072	U		<0.0072	U	
		VMP-10-5-040511	4/5/2011	<0.0051	U		<0.0094	U		<0.012	U		<0.0054	U		<0.0091	U		0.0053			<0.0084	U		<0.0066	J	U	<0.0066	U		<0.0066	J	U
		VMP-10-5-07/2911	7/29/2011	<0.0062	U		<0.011	U		<0.014	U		<0.0065	U		<0.011	U		<0.0046	U		<0.01	U		<0.008	U		<0.008	U		<0.008	U	
		VMP-10-5-110411	11/4/2011	<0.0032	U		<0.0059	U		<0.0073	U		<0.0034	U		<0.0057	U		<0.0024	U		<0.0053	U		<0.0042	U		<0.0042	U		<0.0042	U	
		VMP-10-5-012512	1/26/2012	<0.004	U		<0.0074	U		<0.0092	U		<0.0043	U		<0.0072	U		0.00067	J		<0.0067	U		<0.0053	U		<0.0053	U		<0.0053	U	
		VMP-10-5-041212	4/12/2012	<0.0043	J	U	<0.008	U		<0.0099	U		<0.0046	U		<0.019	U		<0.0032	U		<0.0072	U		<0.0056	U		<0.0056	U		<0.0056	U	
		VMP-10-5-071312	7/13/2012	<0.0044	J	U	<0.0082	U		<0.01	U		<0.0047	U		<0.02	U		<0.0033	J	U	<0.0074	U		<0.0058	U		<0.0058	U		<0.0058	J	U
		VMP-10-5-101612	10/16/2012	<0.007	U		<0.013	U		<0.016	U		<0.0074	U		<0.031	U		0.018			<0.012	U		<0.0091	U		<0.0091	U		<0.0091	U	
		VMP-10-5-012913	1/29/2013	<0.0065	U		<0.012	U		<0.015	U		<0.0069	U		<0.029	U		0.0079			<0.011	U		<0.0085	U		<0.0085	J	U	<0.0085	J	U
		VMP-10-5-012913-DUP	1/29/2013	<0.0072	U		<0.013	U		<0.016	U		<0.0076	U		<0.032	U		0.01			<0.012	U		<0.0093	U		<0.0093	J	U	<0.0093	J	U
	10 ft	VMP-10-10-090710	9/7/2010	<0.0061	U		<0.011	U		<0.0035	U		<0.0064	U		<0.011	U		0.0052			<0.01	U		<0.0079	U		<0.0079	U		<0.0079	U	
		VMP-10-10-111810	11/17/2010	<0.0059	U		<0.011	U		<0.0034	U		<0.0063	U		<0.011	U		0.0053			<0.0099	U		<0.0078	U		<0.0078	U		<0.0078	U	
		VMP-10-10-021111	2/11/2011	<0.0046	U		<0.0086	U		<0.0027	U		<0.0049	U		<0.0083	U		0.0034	J		<0.0078	U		<0.0061	U		<0.0061	U		<0.0061	J	U
		VMP-10-10-040611	4/6/2011	<0.0061	J	U	0.0024	J		<0.014	U		<0.0064	U		<0.011	U		0.0021	J		<0.01	J	U	<0.0079	J	U	<0.0079	J	U	<0.0079	J	U
		VMP-10-10-072911	7/29/2011	<0.0064	U		<0.012	U		<0.014	U		<0.0067	U		0.0018	J		0.0019	J		<0.011	U		<0.0083	U		<0.0083	U		<0.0083	U	
		VMP-10-10-110411	11/4/2011	<0.0041	J	U	<0.0076	U		<0.0094	U		<0.0044	U		<0.0074	U		<0.0031	U		<0.0069	U		<0.0054	U		<0.0054	U		<0.0054	U	
		VMP-10-10-110411-DUP	11/4/2011	<0.0041	J	U	<0.0076	J	U	<0.0094	U		<0.0044	U		<0.0074	U		<0.0031	U		<0.0069	U		<0.0054	U		<0.0054	U		<0.0054	U	
		VMP-10-10-012512	1/26/2012	<0.004	U		<0.0074	U		<0.0092	U		<0.0043	U		<0.0072	U		<0.003	U		<0.0067	U		<0.0053	U		<0.0053	U		<0.0053	U	
		VMP-10-10-012512-DUP	1/26/2012	<0.0042	U		<0.0078	U		<0.0096	U		<0.0045	U		<0.0076	U		0.0029	J		<0.007	U		0.0015	J		<0.0055	U		<0.0055	U	
		VMP-10-10-041112	4/11/2012	<0.0044	U		<0.0081	U		<0.01	U		<0.0047	U		0.0079	J		0.0069			<0.0073	U		<0.0057	U		<0.0057	J	U	<0.0057	U	
		VMP-10-10-071312	7/13/2012	<0.0043	J	U	<0.008	U		<0.0099	U		<0.0046	U		<0.019	U		<0.0032	J	U	<0.0072	U		<0.0056	U		<0.0056	U		<0.0056	J	U
		VMP-10-10-101612	10/16/2012	<0.0073	U		<0.013	U		<0.017	U		<0.0077	U		<0.033	U		0.0058			<0.012	U		<0.0095	U		<0.0095	U		<0.0095	U	
		VMP-10-10-012913	1/29/2013	<0.0058	U		<0.011	U		<0.013	U		<0.0062	U		<0.026	U		<0.0043	U		<0.0097	U		<0.0076	U		<0.0076	J	U	<0.0076	U	
	20 ft	VMP-10-20-090710	9/7/2010	<0.0064	U		<0.012	U		<0.0036	U		<0.0067	U		<0.011	U		0.0035	J		<0.011	U		<0.0083	U		<0.0083	U		<0.0083	U	
		VMP-10-20-090710-DUP	9/7/2010	<0.0059	U		<0.011	U		<0.0034	U		<0.0063	U		<0.011	U		0.002	J		<0.0099	U		<0.0078	U		<0.0078	U		<0.0078	U	
		VMP-10-20-111810	11/17/2010	<0.011	U		<0.021	U		<0.0064	U		0.0017	J		<0.02	U		0.0025	J		<0.019	U		<0.015	U		<0.015	U		<0.015	U	
		VMP-10-20-111810-Dup	11/17/2010	<0.0057	U		<0.01	U		<0.0032	U		0.0014	J		<0.01	U		0.0056			<0.0095	U		<0.0074	U		<0.0074	U		<0.0074	U	
		VMP-10-20-021111	2/11/2011	<0.0056	U		<0.01	U		<0.0032	U		<0.006	U		<0.01	U		0.0027	J		<0.0094	U		<0.0073	U		<0.0073	U		<0.0073	U	
		VMP-10-20-040611	4/6/2011	<0.0068	J	U	<0.012	U		<0.016	U		<0.0072	U		<0.012	U		0.0034	J		<0.011	U		<0.0088	J	U	<0.0088	J	U	<0.0088	J	U
		VMP-10-20-072911	7/29/2011	<0.0063	U		<0.012	U		<0.014	U		<0.0067	U		<0.011	U		<0.0047	U		<0.01	U		<0.0082	U		<0.0082	U		<0.0082	U	
		VMP-10-20-110411	11/4/2011	<0.0041	J	U	<0.0076	U		<0.0094	U		<0.0044	U		<0.0074	U		<0.0031	U		<0.0069	U		<0.0054	U		<0.0054	U		<0.0054	U	
		VMP-10-20-012612	1/26/2012	<0.0039	U		<0.0072	U		<0.0089	U		<0.0041	U		<0.0069	U		0.0062			<0.0064	U		<0.005	U		<0.005	U		<0.005	U	
		VMP-10-20-041212	4/12/2012	<0.0043	J	U	<0.008	U		<0.0099	U		<0.0046	U		<0.019	U		<0.0032	U		<0.0072	U		<0.0056	U		<0.0056	U		<0.0056	J	U
		VMP-10-20-071612	7/16/2012	<0.0041	J	U	<0.0076	U		<0.0094	U		<0.0044	U		<0.018	U		<0.0031	J	U	<0.0069	U		<0.0054	U		<0.0054	U		<0.0054	J	U
		VMP-10-20-101612	10/16/2012	<0.0073	U		<0.014	U		<0.017	U		<0.0078	U		<0.033	U		0.0016	J		<0.012	U		<0.0096	U		<0.0096	U		<0.0096	U	
		VMP-10-20-012913	1/29/2013	<0.0064	U		<0.012	U		<0.014	U		<0.0067	U		<0.028	U		<0.0048	U		<0.011	U		<0.0083	U		<0.0083	J	U	<0.0083	J	U
	30 ft	VMP-10-30-041212	4/12/2012	<0.0045	U		<0.0083	U		<0.01	U		<0.0048	U		<0.02	U		0.005			<0.0075	U		<0.0059	U		<0.0059	U		<0.0059	U	
		VMP-10-30-071612	7/16/2012	<0.004	J	U	<0.0074	U		<0.0091	U		<0.0042	J	U	<0.018	U		<0.003	J	U	<0.0066	U		<0.0052	U		<0.0052	J	U	<0.0052	J	U
		VMP-10-30-101612	10/16/2012	<0.0069	U		<0.013	U		<0.016	U		<0.0072	U		<0.031	U		0.002	J		<0.012	U		<0.009	U		<0.009	U		<0.009	U	
		VMP-10-30-012913	1/29/2013	<0.007	U		<0.013	U		<0.016	U		<0.0074	U		<0.031	U		<0.0052	U		<0.012	U		<0.0091	U		<0.0091	U		<0.0091	J	U
VMP-11	5 ft	VMP-11-5-090710	9/7/2010	<0.0057	U		<0.01	U		<0.0032	U		0.0019	J		<0.01	U		0.0012	J		<0.0095	U		<0.0074	U		<0.0074	U		<0.0074	U	
		VMP-11-5-112210	11/22/2010	<0.0059	U		<0.011	U		<0.0034	U		0.0039	J		<0.011	U		<0.0044	U		<0.0099	U		<0.0078	U		0.0011	J		<0.0078	U	
		VMP-11-5-021511	2/15/2011	<0.0052	U		<0.0097	U		<0.003	U		0.0025	J		<0.0094	U		0.0089			<0.0088	U		<0.0068	U		<0.0068	U		<0.0068	U	
		VMP-11-5-040611	4/6/2011	<0.05	U		<0.092	U		<0.11	U		<0.053	U		0.055	J		0.082			<0.083	U		<0.065	U		<0.065	U		<0.065	U	
		VMP-11-5-080711	8/7/2011	<0.068	U		<0.13	U		<0.16	U		<0.072	U		<0.12	U		<0.051	U		<0.11	U		<0.089	U		<0.089	U		<0.089	U	
		VMP-11-5-111111	11/11/2011	<0.014	U		<0.025	U		<0.031	U		0.006	J		<0.024	U		0.14			<0.022	U		<0.018	U		<0.018	U		<0.018	U	
		VMP-11-5-012612	1/26/2012	<0.004	U		<0.0074	U		<0.0092	U		0.01			<0.0072	U		<0.003	U		<0.0067	U		<0.0053	U		<0.0053	U		<0.0053	U	
		VMP-11-5-041912	4/19/2012	<0.0045	U		<0.0083	U		<0.01	U		<0.0048	U		<0.02	U		0.0013	J		<0.0075	U		<0.0059	U		<0.0059	U		<0.0059	J	U
		VMP-11-5-071912	7/16/2012	<0.0058	J	U	<0.011	U		<0.013	U		<0.0062	J	U	<0.026	U		0.0032	J		<0.0098	U		<0.0076	U		<0.0076	J	U	<0.0076	J	U
		VMP-11-5-101612	10/16/2012	<0.0065	U		<0.012	U		<0.015	U		<0.0069	U		<0.029	U		<0.0049	U		<0.011	U		<0.0085	U		<0.0085	U		<0.0085	U	
		VMP-11-5-012913	1/29/2013	<0.33	U		<0.61	U		<0.76	U		<0.35	U		<1.5	U		<0.25	U		<0.55	U		<0.43	U		<0.43	U		<0.43	U	
	8 ft	VMP-11-8-090810	9/8/2010	<0.0059	U		<0.011	U		<0.0034	U		0.0014	J		<0.011	U		0.00085	J		<0.0099	U		<0.0078	U		<0.0078	U		<0.0078	U	
		VMP-11-8-112210	11/22/2010	<0.0059	U		<0.011	U		<0.0034	U		<0.0063	U		<0.011	U		<0.0044	U		<0.0099	U		<0.0078	U		<0.0078	U		<0.0078	U	
		VMP-11-8-021111	2/11/2011	<0.0058	U		<0.011	U		<0.0033	U		0.0018	J		<0.01	U		0.0013	J		<0.0096	U		<0.0075	U		<0.0075	U		<0.0075	U	
		VMP-11-8-021111-DUP	2/11/2011	<0.0054	U		<0.01	U		<0.0031	U		0.0019	J		<0.0097	U		0.001	J		<0.009	U		<0.0071	U		<0.0071	U		<0.0071	U	
		VMP-11-8-040611	4/6/2011	<0.026	U		<0.047	U		<0.058	U		<0.027	U		<0.046	U		0.042			<0.043	U		<0.033	U		<0.033	U		<0.033	U	
		VMP-11-8-040611-DUP	4/6/2011	<0.022	U		<0.041	U		<0.051	U		0.0029	J		<0.04	U		0.047			<0.037	U		<0.029	U		<0.029	U		<0.029	U	
		VMP-11-8-080711	8/7/2011	<0.068	U		<0.13	U		<0.16	U		<0.072	U		<0.12	U		<0.051	U		<0.11	U		<0.089	U		<0.089	U		<0.089	U	
		VMP-11-8-111411	11/14/2011	<0.004	U		<0.0075	U		<0.0093	U		0.0026	J		<0.0073	U		0.0077			<0.0068	U		<0.0053	U		<0.0053	U		<0.0053	U	
		VMP-11-8-012612	1/26/2012	<0.0039	U		<0.0073	U		<0.009	U		0.0094			<0.0071	U		<0.0029	U		<0.0066	U		<0.0051	U		<0.0051	U		<0.0051	U	
		VMP-11-8-041912	4/19/2012	<0.0045	U		<0.0083	U		<0.01	U		<0.0048	U		<0.02	U		0.001	J		<0.0075	U		<0.0059	U		<0.0059	U		<0.0059	J	U
		VMP-11-8-072012	7/20/2012	<0.0045	U		<0.0083	U		<0.01	U		<0.0048	U		<0.02	U		<0.0034	U		<0.0075	U		<0.0059	U		<0.0059	U		<0.0059	U	
		VMP-11-8-101612	10/16/2012	<0.0066	U		<0.012	U		<0.015	U		<0.007	U		<0.03	U		0.0017	J		<0.011	U		<0.0086	U		<0.0086	U		<0.0086	U	
		VMP-11-8-101612-Dup	10/16/2012	<0.0066	U		<0.012	U		<0.015	U		0.0042	J		<0.03	U		0.0021	J		<0.011	U		<0.0087	U		<0.0087	U		<0.0087	J	U
		VMP-11-8-012913	1/29/2013	<0.045	U		<0.084	U		<0.1	U		<0.048	U		<0.2	U		<0.034	U		<0.076	U		<0.059	U		<0.059	U		<0.059	U	
	29 ft	VMP-11-29-090810	9/8/2010	<0.15	U		<0.27	U		<0.085	U		<0.16	U		<0.27	U		0.068	J		<0.25	U		<0.19	U		<0.19	U		<0.19	U	
		VMP-11-29-112210	11/22/2010	<2.1	U		<3.9	U		<1.2	U		<2.2	U		<3.8	U		<1.6	U		<3.5	U		<2.8	U		<2.8	U		<2.8	U	
		VMP-11-29-112210-Dup	11/22/2010	<1.5	U		<2.7	U		<0.84	U		<1.6	U		<2.6	U		<1.1	U		<2.5	U		<1.9	U		<1.9	U		<1.9	U	
		VMP-11-29-021411	2/14/2011	<0.0058	U		<0.011	U		<0.0033	U		0.0069			<0.01	U		0.032			<0.0096	U		<0.0075	U		<0.0075	U		<0.0075	U	
		VMP-11-29-040611	4/6/2011	<0.044	U		<0.08	U		<0.1	U		<0.046	U		<0.078	U		0.065			<0.073	U		<0.057	U		<0.057	U		<0.057	U	
		VMP-11-29-082511	8/25/2011	<0.0064	U		<0.012	U		<0.014	U		0.013			<0.011	U		<0.0048	U		<0.011	U		<0.0083	U		<0.0083	U		<0.0083	U	
		VMP-11-29-082511-Dup	8/25/2011	<0.0064	U		<0.012	U		<0.014	U		0.013			<0.011	U		<0.0048	U		<0.011	U		<0.0083	U		<0.0083	U		<0.0083	U	
		VMP-11-29-111411	11/14/2011	<0.004	U		<0.0074	U		<0.0092	U		0.014			<0.0072	U		0.0014	J		<0.0067	U		<0.0053	U		<0.0053	U		<0.0053	U	
		VMP-11-29-012612	1/26/2012	<0.0039	U		<0.0072	U		<0.0089	U		0.024			<0.0069	U		<0.0029	U		<0.0064	U		<0.005	U		<0.005	U		<0.005	U	
		VMP-11-29-042712	4/27/2012	<0.004	J	U	<0.0074	U		<0.0092	U		0.019			<0.018	U		0.0029	J		<0.0067	U		<0.0053	U		<0.0053	U		<0.0053	J	U
		VMP-11-29-072012	7/23/2012	<0.004	U		<0.0074	U		<0.0092	U		0.019			<0.018	U		0.0067			<0.0067	U		<0.0053	U		<0.0053	U		<0.0053	U	
		VMP-11-29-101612	10/16/2012	<0.0068	U		<0.013	U		<0.016	U		0.08			<0.03	U		<0.0051	U		<0.011	U		<0.0089	U		<0.0089	U		<0.0089	U	
		VMP-11-29-012913	1/29/2013	<0.0066	U		<0.012	U		<0.015	U		0.28			<0.03	U		<0.005	U		<0.011	U		<0.0087	U		<0.0087	U		<0.0087	U	
	38 ft	VMP-11-38-042312	4/23/2012	<0.3	U		<0.56	U		<0.69	U		<0.32	U		<0.54	U		<0.22	U		<0.5	U		<0.39	U		<0.39	U		<0.39	U	
		VMP-11-38-042312-Dup	4/23/2012	<1	U		<2	U		<2.4	U		<1.1	U		<1.9	U		<0.79	U		<1.8	U		<1.4	U		<1.4	U		<1.4	U	
		VMP-11-38-072312	7/23/2012	<0.5	U		<0.92	U		<1.1	U		<0.53	U		<0.9	U		<0.37	U		<0.83	U		<0.65	U		<0.65	U		<0.65	U	
		VMP-11-38-101612	10/16/2012	<0.0069	U		<0.013	U		<0.016	U		0.028			0.0075	J		0.005			<0.012	U		<0.009	U		<0.009	U		<0.009	J	U
		VMP-11-38-013013	1/30/2013	<0.0064	U		<0.012	U		<0.014	U		0.091			<0.028	U		<0.0048	U		<0.011	U		<0.0083	U		<0.0083	U		<0.0083	U	

SEE LAST PAGE OF TABLE FOR NOTES

TABLE 6
CUMULATIVE SUMMARY OF SOIL VAPOR ANALYTICAL DETECTIONS AND SCREENING RESULTS: PUBLIC WORKS YARD AND WRR - VOCS

Location	Depth	Sample ID	Sample Date	Chlorobenzene 420			Chlorodibromomethane 57000			Chloroethane			Chloroform 0.92			Chloromethane			Cyclohexane			1,2-Dibromoethane 0.06			1,2-Dichlorobenzene 1700			1,3-Dichlorobenzene			1,4-Dichlorobenzene 6800		
				Result (mg/m^3)	Lab Quals	URS Quals	Result (mg/m^3)	Lab Quals	URS Quals	Result (mg/m^3)	Lab Quals	URS Quals	Result (mg/m^3)	Lab Quals	URS Quals	Result (mg/m^3)	Lab Quals	URS Quals	Result (mg/m^3)	Lab Quals	URS Quals	Result (mg/m^3)	Lab Quals	URS Quals	Result (mg/m^3)	Lab Quals	URS Quals	Result (mg/m^3)	Lab Quals	URS Quals	Result (mg/m^3)	Lab Quals	URS Quals
VMP-12	5 ft	VMP-12-5-090310	9/3/2010	<6.2	U		<11	U		<3.5	U		<6.6	U		<11	U		410			<10	U		<8.1	U		<8.1	U		<8.1	U	
		VMP-12-5-120310	12/3/2010	<61	U		<110	U		<35	U		<65	U		<110	U		750			<100	U		<80	U		<80	U		<80	U	
		VMP-12-5-021511	2/15/2011	<2.8	U		<5.2	U		<1.6	U		<3	U		<5	U		88			<4.7	U		<3.7	U		<3.7	U		<3.7	U	
		VMP-12-5-041911	4/19/2011	<20	U		<38	U		<47	U		<22	U		<37	U		300			<34	U		<27	U		<27	U		<27	U	
		VMP-12-5-080411	8/4/2011	<5.3	U		<9.8	U		<12	U		<5.6	U		<9.5	U		230			<8.9	U		<6.9	U		<6.9	U		<6.9	U	
		VMP-12-5-111611	11/16/2011	0.0018	J		<0.0069	U		<0.0086	U		<0.004	U		<0.0067	U		0.016			<0.0063	U		<0.0049	U		<0.0049	U		<0.0049	U	
		VMP-12-5-012412	1/24/2012	<0.042	U		<0.078	U		<0.096	U		<0.045	U		<0.076	U		0.95			<0.07	U		<0.055	U		<0.055	U		<0.055	U	
		VMP-12-5-041912	4/19/2012	<0.0042	U		<0.0078	U		<0.0096	U		<0.0045	U		0.0047	J		0.046			0.0016	J		<0.0055	U		<0.0055	U		<0.0055	U	
		VMP-12-5-072612	7/26/2012	<0.0045	J	U	<0.0083	U		<0.01	U		0.0049	J		<0.02	U		0.006			<0.0075	U		<0.0059	U		<0.0059	U		<0.0059	J	U
		VMP-12-5-072612-Dup	7/26/2012	<0.0041	J	U	<0.0076	U		<0.0094	U		<0.0043	U		<0.018	U		<0.0031	U		<0.0068	U		<0.0054	U		<0.0054	U		<0.0054	J	U
		VMP-12-5-102412	10/24/2012	<0.0069	J	U	<0.013	U		<0.016	U		0.0014	J		<0.031	U		<0.0052	U		<0.012	U		<0.009	U		<0.009	U		<0.009	U	
		VMP-12-5-021813	2/18/2013	<0.0062	U		<0.011	U		<0.014	U		<0.0066	U		<0.028	U		0.0022	J		<0.01	U		<0.0081	U		<0.0081	U		<0.0081	J	U
	11.5 ft	VMP-12-11.5-090310	9/3/2010	<7.9	U		<15	U		<4.6	U		<8.4	U		<14	U		580			<13	U		<10	U		<10	U		<10	U	
		VMP-12-11.5-120310	12/3/2010	<6.9	U		<13	U		<3.9	U		<7.3	U		<12	U		340			<11	U		<9	U		<9	U		<9	U	
		VMP-12-11.5-021511	2/15/2011	<6.2	U		<11	U		<3.5	U		<6.5	U		<11	U		450			<10	U		<8	U		<8	U		<8	U	
		VMP-12-11.5-021511-DUP	2/15/2011	<5.3	U		<9.8	U		<3	U		<5.6	U		<9.5	U		390			<8.9	U		<6.9	U		<6.9	U		<6.9	U	
		VMP-12-11.5-041911	4/19/2011	<19	U		<34	U		<43	U		<20	U		<33	U		420			<31	U		<24	U		<24	U		<24	U	
		VMP-12-11.5-080411	8/4/2011	<6.5	U		<12	U		<15	U		<6.9	U		<12	U		160			<11	U		<8.5	U		<8.5	U		<8.5	U	
		VMP-12-11.5-111611	11/16/2011	0.028	J		<0.096	U		<0.12	U		<0.055	U		<0.093	U		0.28			<0.086	U		<0.068	U		<0.068	U		<0.068	U	
		VMP-12-11.5-012412	1/24/2012	<0.48	U		<0.89	U		<1.1	U		<0.51	U		<0.87	U		2.8			<0.81	U		<0.63	U		<0.63	U		<0.63	U	
		VMP-12-11.5-041912	4/19/2012	<0.044	U		<0.081	U		<0.1	U		<0.047	U		<0.079	U		0.06			<0.073	U		<0.057	U		<0.057	U		<0.057	U	
		VMP-12-11.5-082012	8/20/2012	<0.007	J	U	<0.013	U		<0.016	U		0.0062	J		<0.031	U		<0.0052	U		<0.012	U		<0.0091	U		0.003	J		<0.0091	J	U
		VMP-12-11.5-102612	10/26/2012	<0.0066	U		<0.012	U		<0.015	U		<0.007	U		<0.03	U		0.0037	J		<0.011	U		<0.0087	U		<0.0087	U		<0.0087	U	
		VMP-12-11.5-021813	2/18/2013	<0.0066	U		<0.012	U		<0.015	U		<0.007	U		<0.03	U		<0.005	U		<0.011	U		<0.0087	U		<0.0087	U		<0.0087	U	
	25 ft	VMP-12-25-090310	9/3/2010	<10	U		<19	U		<5.8	U		<11	U		<18	U		650			<17	U		<13	U		<13	U		<13	U	
		VMP-12-25-120310	12/3/2010	<0.5	U		<0.93	U		<0.29	U		<0.53	U		<0.9	U		18			<0.84	U		<0.66	U		<0.66	U		<0.66	U	
		VMP-12-25-021511	2/15/2011	<12	U		<23	U		<7	U		<13	U		<22	U		410			<20	U		<16	U		<16	U		<16	U	
		VMP-12-25-041911	4/19/2011	<20	U		<37	U		<46	U		<21	U		<36	U		430			<33	U		<26	U		<26	U		<26	U	
		VMP-12-25-080411	8/4/2011	<13	U		<23	U		<29	U		<13	U		<23	U		320			<21	U		<16	U		<16	U		<16	U	
		VMP-12-25-111611	11/16/2011	4.8	J		<27	U		<33	U		<15	U		<26	U		320			<24	U		<19	U		<19	U		<19	U	
		VMP-12-25-012412	1/24/2012	<5.5	U		<10	U		<13	U		<5.8	U		<9.9	U		460		J	<9.2	U		<7.2	U		<7.2	U		<7.2	U	
		VMP-12-25-012412-DUP	1/24/2012	<40	U		<74	U		<92	U		<43	U		<72	U		410			<67	U		<53	U		<53	U		<53	U	
		VMP-12-25-041912	4/19/2012	<4.2	U		<7.8	U		<9.6	U		<4.5	U		<7.6	U		54			<7	U		<5.5	U		<5.5	U		<5.5	U	
		VMP-12-25-072712	7/27/2012	<4.6	U		<8.6	U		<11	U		<4.9	U		<8.3	U		59			<7.7	U		<6	U		<6	U		<6	U	
		VMP-12-25-072712-Dup	7/27/2012	<4.6	U		<8.6	U		<11	U		<4.9	U		<8.3	U		73			<7.7	U		<6	U		<6	U		<6	U	
		VMP-12-25-102512	10/25/2012	<2	U		<3.7	U		<4.6	U		<2.1	U		<3.6	U		3.1			<3.3	U		<2.6	U		<2.6	U		<2.6	U	
		VMP-12-25-021513	2/15/2013	<3.7	U		<6.8	U		<8.5	U		<3.9	U		<6.6	U		20		J	<6.2	U		<4.8	U		<4.8	U		<4.8	U	
	39 ft	VMP-12-39-041911	4/19/2011	<19	U		<36	U		<44	U		<20	U		<35	U		570			<32	U		<25	U		<25	U		<25	U	
		VMP-12-39-012412	1/24/2012	<40	U		<74	U		<92	U		<43	U		<72	U		560			<67	U		<53	U		<53	U		<53	U	
		VMP-12-39-041912	4/19/2012	<20	U		<37	U		<46	U		<21	U		<36	U		260			<34	U		<26	U		<26	U		<26	U	
		VMP-12-39-072612	7/26/2012	<9.2	U		<17	U		<21	U		<9.8	U		<17	U		110			<15	U		<12	U		<12	U		<12	U	
		VMP-12-39-102412	10/24/2012	<24	U		<45	U		<56	U		<26	U		<44	U		66			<41	U		<32	U		<32	U		<32	U	
		VMP-12-39-021513	2/15/2013	<11	U		<21	U		2.2	J		<12	U		<20	U		180			<18	U		<14	U		<14	U		<14	U	
VMP-13	5 ft	VMP 13-5-091310	9/13/2010	<0.04	U		<0.075	U		<0.023	U		<0.043	U		<0.073	U		0.014	J		<0.068	U		<0.053	U		<0.053	U		<0.053	U	
		VMP-13-5-120110	12/1/2010	<0.0054	U		<0.0099	U		<0.0031	U		<0.0057	U		<0.0096	U		0.031			<0.009	U		<0.007	U		<0.007	U		<0.007	U	
		VMP-13-5-021811	2/18/2011	<0.0064	U		<0.012	U		<0.0036	U		<0.0067	U		<0.011	U		0.003	J		<0.011	U		<0.0083	U		<0.0083	U		<0.0083	U	
		VMP-13-5-040511	4/5/2011	<0.013	U		<0.024	U		<0.029	U		<0.013	U		<0.023	U		0.0021	J		<0.021	U		<0.016	J	U	<0.016	U		<0.016	J	U
		VMP-13-5-080911	8/9/2011	0.0046	J		<0.025	U		<0.031	U		<0.014	U		<0.024	U		0.0068	J		<0.023	U		<0.018	U		<0.018	J	U	<0.018	J	U
		VMP-13-5-080911-DUP	8/9/2011	0.0044	J		<0.022	U		<0.028	U		<0.013	U		<0.022	U		0.0048	J		<0.02	U		<0.016	U		<0.016	U		<0.016	U	
		VMP-13-5-111411	11/14/2011	<0.0042	U		<0.0078	U		<0.0097	U		<0.0045	U		<0.0076	U		<0.0032	U		<0.0071	U		<0.0055	U		<0.0055	U		<0.0055	U	
		VMP-13-5-012712	1/27/2012	<0.036	U		<0.066	U		<0.082	U		<0.038	U		<0.064	U		0.081		J	<0.06	U		<0.046	U		<0.046	U		<0.046	U	
		VMP-13-5-042012	4/20/2012	<0.0041	U		<0.0076	U		<0.0094	U		0.0022	J		<0.018	U		<0.0031	U		<0.0069	U		<0.0054	U		<0.0054	U		<0.0054	J	U
		VMP-13-5-071912	7/19/2012	0.0011	J		<0.008	U		<0.0099	U		0.0056			<0.019	J	U	0.0028	J		<0.0072	J	U	<0.0056	U		<0.0056	U		<0.0056	J	U
		VMP-13-5-071912-Dup	7/19/2012	0.0011	J		<0.008	U		<0.0099	U		0.006			<0.019	U		0.0025	J		<0.0072	U		<0.0056	U		<0.0056	U		<0.0056	U	
		VMP-13-5-100912	10/9/2012	<0.0066	U		<0.012	U		<0.015	U		<0.007	U		<0.03	U		0.0014	J		<0.011	U		<0.0087	U		<0.0087	U		<0.0087	J	U
		VMP-13-5-012913	1/29/2013	<0.0072	U		<0.013	U		<0.016	U		<0.0076	U		<0.032	U		<0.0054	U		<0.012	U		<0.0093	U		<0.0093	U		<0.0093	U	
	10.5 ft	VMP 13-10.5-091310	9/13/2010	<0.015	U		<0.028	U		<0.0086	U		<0.016	U		<0.027	U		0.014			<0.025	U		<0.02	U		<0.02	U		<0.02	U	
		VMP 13-10.5-091310-Dup	9/13/2010	<0.015	U		<0.027	U		<0.0084	U		<0.016	U		<0.026	U		0.015			<0.024	U		<0.019	U		<0.019	U		<0.019	U	
		VMP-13-10.5-120110	12/1/2010	<0.006	U		<0.011	U		<0.0034	U		0.0012	J		<0.011	U		0.0029	J		<0.01	U		<0.0078	U		<0.0078	U		<0.0078	U	
		VMP-13-10.5-120110-DUP	12/1/2010	<0.0062	U		<0.012	U		<0.0036	U		0.00098	J		<0.011	U		0.0048			<0.01	U		<0.0081	U		<0.0081	U		<0.0081	U	
		VMP-13-10.5-021811	2/18/2011	<2.5	U		<4.6	U		<1.4	U		<2.6	U		<4.4	U		0.78	J		<4.1	U		<3.2	U		<3.2	U		<3.2	U	
		VMP-13-10.5-021811-DUP	2/18/2011	<2.4	U		<4.4	U		<1.4	U		<2.5	U		<4.2	U		0.9	J		<4	U		<3.1	U		<3.1	U		<3.1	U	
		VMP-13-10.5-040511-DUP	4/5/2011	<0.0064	U		<0.012	J	U	<0.014	U		<0.0067	U		<0.011	U		0.0039	J		<0.011	J	U	<0.0083	U		<0.0083	U		<0.0083	J	U
		VMP-13-10.5-080911	8/9/2011	<0.14	U		<0.26	U		<0.32	U		<0.15	U		<0.25	U		<0.1	U		<0.23	U		<0.18	U		<0.18	U		<0.18	U	
		VMP-13-10.5-111411	11/14/2011	<0.004	U		<0.0075	U		<0.0093	U		<0.0043	U		<0.0073	U		<0.003	U		<0.0068	U		<0.0053	U		<0.0053	U		<0.0053	U	
		VMP-13-10.5-012712	1/26/2012	<0.011	U		<0.021	U		<0.026	U		<0.012	U		<0.02	U		0.029			<0.019	U		<0.015	U		<0.015	U		<0.015	U	
		VMP-13-10.5-012712-DUP	1/26/2012	<0.016	U		<0.03	U		<0.037	U		<0.017	U		<0.029	U		0.043			<0.027	U		<0.021	U		<0.021	U		<0.021	U	
		VMP-13-10.5-042012	4/20/2012	<0.004	U		<0.0074	U		<0.0092	U		0.0016	J		<0.018	U		0.0013	J		0.0015	J		<0.0053	U		<0.0053	U		<0.0053	J	U
		VMP-13-10.5-071912	7/19/2012	0.00092	J		<0.008	U		<0.0099	U		0.0032	J		<0.019	U		0.0048			<0.0072	J	U	<0.0056	U		0.0082			<0.0056	U	
		VMP-13-10.5-100912	10/9/2012	<0.0057	U		<0.01	U		<0.013	U		<0.006	U		<0.026	U		0.003	J		<0.0095	U		<0.0074	U		<0.0074	U		<0.0074	U	
		VMP-13-10.5-100912-Dup	10/9/2012	<0.0068	U		<0.013	U		<0.016	U		<0.0072	U		<0.03	U		<0.0051	U		<0.011	U		<0.0089	U		<0.0089	U		<0.0089	U	
		VMP-13-10.5-013013	1/30/2013	<0.0058	U		<0.011	U		<0.013	U		<0.0062	U		<0.026	U		<0.0043	U		<0.0097	U		<0.0076	U		<0.0076	U		<0.0076	U	
	21.5 ft	VMP 13-21.5-091310	9/13/2010	<11	U		<21	U		<6.4	U		<12	U		<20	U		2.5	J		<18	U		<14	U		<14	U		<14	U	
		VMP-13-21.5-120110	12/1/2010	<22	U		<40	U		<12	U		<23	U		<39	U		<16	U		<36	U		<28	U		<28	U		<28	U	
		VMP-13-21.5-021811	2/18/2011	<3.2	U		<6	U		<1.8	U		<3.4	U		<5.8	U		0.7	J		<5.4	U		<4.2	U		<4.2	U		<4.2	U	
		VMP-13-21.5-040511	4/5/2011	<4.6	U		<8.6	U		<11	U		<4.9	U		<8.3	U		1	J		<7.8	U		<6.1	U		<6.1	U		<6.1	U	
		VMP-13-21.5-080911	8/9/2011	<0.58	U		<1.1	U		<1.3	U		<0.62	U		<1	U		<0.43	U		<0.97	U		<0.76	U		<0.76	U		<0.76	U	
		VMP-13-21.5-111411	11/14/2011	<2.6	U		<4.9	U		<6.1	U		<2.8	U		<4.7	U		0.67	J		<4.4	U		<3.4	U		0.56	J		0.77	J	
		VMP-13-21.5-111411-DUP	11/14/2011	<2.6	U		<4.9	U		<6.1	U		<2.8	U		<4.7	U		0.95	J		<4.4	U		<3.4	U		<3.4	U		0.71	J	
		VMP-13-21.5-012712	1/27/2012	<0.62	U		<1.1	U		<1.4	U		<0.65	U		<1.1	U		0.9		J	<1	U		<0.8	U		<0.8	U		<0.8	U	
		VMP-13-21.5-042012	4/20/2012	0.037	J		<0.13	U		<0.16	U		<0.073	U		<0.31	U		0.18			<0.11	U		<0.09	U		<0.09	U		0.014	J	
		VMP-13-21.5-071912	7/19/2012	0.0013	J		<0.008	U		<0.0099	U		<0.0046	U		<0.019	U		0.0053			<0.0072	J	U	<0.0056	U		0.0067			<0.0056	U	
		VMP-13-21.5-100912	10/9/2012	<0.007	U		<0.013	U		<0.016	U		<0.0074	U		<0.031	U		0.0028	J		<0.012	U		<0.0091	U		<0.0091	U		<0.0091	U	
		VMP-13-21.5-013013	1/30/2013	<0.0068	U		<0.013	U		<0.016	U		0.082			<0.03	U		<0.0051	U		<0.011	U		<0.0089	U		<0.0089	J	U	<0.0089	J	U
	29.5 ft	VMP-13-29.5-021811	2/18/2011	<99	U		<180	U		<57	U		<100	U		<180	U		<74	U		<160	U		<130	U		<130	U		<130	U	
		VMP-13-29.5-040511	4/5/2011	<64	U		<120	U		<150	U		<68	U		<120	U		<48	U		<110	U		<84	U		<84	U		<84	U	
		VMP-13-29.5-013012	1/30/2012	<2	U		<3.6	U		<4.5	U		<2.1	U		<3.5	U		4		J	<3.3	U		<2.6	U		<2.6	U		<2.6	U	
		VMP-13-29.5-042012	4/20/2012	1.1	J		<4.8	U		<5.9	U		<2.7	U		<12	U		2.6			<4.3	U		<3.4	U		<3.4	U		<3.4	U	
		VMP-13-29.5-071912	7/19/2012	<7.4	U		<14	U		<17	U		<7.9	U		<13	U		<5.5	U		<12	U		<9.7	U		<9.7	U		<9.7	U	
		VMP-13-29.5-100912	10/9/2012	<7	U		<13	U		<16	U		<7.4	U		<12	U		2.2	J		<12	U		<9.1	U		<9.1	U		<9.1	U	
		VMP-13-29.5-013013	1/30/2013	<2.9	U		<5.4	U		<6.8	U		<3.1	U		<13	U		<2.2	U		<4.9	U		<3.8	U		<3.8	U		<3.8	U	

SEE LAST PAGE OF TABLE FOR NOTES

TABLE 6
CUMULATIVE SUMMARY OF SOIL VAPOR ANALYTICAL DETECTIONS AND SCREENING RESULTS: PUBLIC WORKS YARD AND WRR - VOCS

Location	Depth	Sample ID	Sample Date	Chlorobenzene 420			Chlorodibromomethane 57000			Chloroethane			Chloroform 0.92			Chloromethane			Cyclohexane			1,2-Dibromoethane 0.06			1,2-Dichlorobenzene 1700			1,3-Dichlorobenzene			1,4-Dichlorobenzene 6800		
				Result (mg/m^3)	Lab Quals	URS Quals	Result (mg/m^3)	Lab Quals	URS Quals	Result (mg/m^3)	Lab Quals	URS Quals	Result (mg/m^3)	Lab Quals	URS Quals	Result (mg/m^3)	Lab Quals	URS Quals	Result (mg/m^3)	Lab Quals	URS Quals	Result (mg/m^3)	Lab Quals	URS Quals	Result (mg/m^3)	Lab Quals	URS Quals	Result (mg/m^3)	Lab Quals	URS Quals	Result (mg/m^3)	Lab Quals	URS Quals
VMP-14	5 ft	VMP 14-5-091010	9/10/2010	<0.28	U		<0.53	U		<0.16	U		<0.3	U		<0.51	U		0.85			<0.48	U		<0.37	U		<0.37	U		<0.37	U	
		VMP-14-5-120110	12/1/2010	<0.0055	U		<0.01	U		<0.0032	U		0.00067	J		<0.0099	U		0.001	J		<0.0092	U		<0.0072	U		<0.0072	U		<0.0072	U	
		VMP-14-5-021711	2/17/2011	<0.0061	U		<0.011	U		<0.0035	U		<0.0064	U		<0.011	U		0.069			<0.01	U		<0.0079	U		<0.0079	U		<0.0079	U	
		VMP-14-5-040511	4/5/2011	<0.0062	U		<0.011	U		<0.014	U		<0.0066	U		<0.011	U		0.0013	J		<0.01	U		<0.0081	J	U	<0.0081	J	U	<0.0081	J	U
		VMP-14-5-080811	8/8/2011	<6.5	U		<12	U		<15	U		<6.9	U		<12	U		91			<11	U		<8.4	U		<8.4	U		<8.4	U	
		VMP-14-5-111411	11/14/2011	<0.016	U		<0.03	U		<0.037	U		<0.017	U		<0.029	U		<0.012	U		<0.027	U		<0.021	U		<0.021	U		<0.021	U	
		VMP-14-5-042012	4/20/2012	<0.0039	J	U	<0.0073	U		<0.009	U		<0.0042	U		<0.018	U		0.008			<0.0066	U		0.0012	J		0.0014	J		<0.0051	J	U
		VMP-14-5-072312	7/23/2012	<0.0047	U		<0.0088	U		<0.011	U		0.0013	J		0.0039	J		<0.0035	U		<0.0079	U		<0.0062	U		<0.0062	U		<0.0062	U	
		VMP-14-5-101012	10/10/2012	<0.0066	U		<0.012	U		<0.015	U		<0.007	U		<0.03	U		<0.005	U		<0.011	U		<0.0087	U		<0.0087	U		<0.0087	U	
		VMP-14-5-013113	1/31/2013	<0.0062	U		<0.011	U		<0.014	U		<0.0066	U		<0.028	U		<0.0046	U		<0.01	U		<0.0081	U		<0.0081	J	U	<0.0081	J	U
	11.5 ft	VMP 14-11.5-091010	9/10/2010	<4.4	U		<8.1	U		<2.5	U		<4.7	U		<7.9	U		140			<7.3	U		<5.7	U		<5.7	U		<5.7	U	
		VMP-14-11.5-120110	12/2/2010	<0.39	U		<0.72	U		<0.22	U		<0.41	U		<0.69	U		3.6			<0.64	U		<0.5	U		<0.5	U		<0.5	U	
		VMP-14-11.5-120110-DUP	12/2/2010	<0.35	U		<0.65	U		<0.2	U		<0.37	U		<0.63	U		3.7			<0.58	U		<0.46	U		<0.46	U		<0.46	U	
		VMP-14-11.5-021711	2/17/2011	<0.13	U		<0.24	U		<0.073	U		<0.13	U		<0.23	U		2.7			<0.21	U		<0.16	U		<0.16	U		<0.16	U	
		VMP-14-11.5-021711-DUP	2/17/2011	<0.13	U		<0.24	U		<0.073	U		<0.13	U		<0.23	U		3			<0.21	U		<0.16	U		<0.16	U		<0.16	U	
		VMP-14-11.5-040511	4/5/2011	<0.021	U		<0.038	U		0.037	J		<0.022	U		<0.037	U		1.2			<0.034	U		<0.027	U		<0.027	U		<0.027	U	
		VMP-14-11.5-080811	8/8/2011	<0.64	U		<1.2	U		0.24	J		<0.68	U		<1.1	U		1.6			<1.1	U		<0.84	U		<0.84	U		<0.84	U	
		VMP-14-11.5-111511	11/15/2011	<0.99	U		<1.8	U		<2.3	U		<1	U		<1.8	U		12			<1.6	U		<1.3	U		0.21	J		0.31	J	
		VMP-14-11.5-012612	1/26/2012	<4	U		<7.5	U		<9.3	U		<4.3	U		<7.3	U		22			<6.8	U		<5.3	U		<5.3	U		<5.3	U	
		VMP-14-11.5-042312	4/23/2012	<0.0042	J	U	<0.0078	U		<0.0096	U		<0.0045	U		<0.019	U		0.0056			<0.007	U		<0.0055	U		<0.0055	U		<0.0055	J	U
		VMP-14-11.5-042312-Dup	4/23/2012	<0.0042	J	U	<0.0078	U		<0.0096	U		<0.0045	U		<0.019	U		0.0053			<0.007	U		<0.0055	U		<0.0055	U		<0.0055	J	U
		VMP-14-11.5-072512	7/25/2012	<1.5	U		<2.7	U		<3.4	U		<1.6	U		<2.6	U		1.8			<2.5	U		<1.9	U		<1.9	U		<1.9	U	
		VMP-14-11.5-101012	10/10/2012	<0.0064	U		<0.012	U		<0.014	U		<0.0067	U		<0.028	U		0.0029	J		<0.011	U		<0.0083	U		<0.0083	U		<0.0083	U	
		VMP-14-11.5-013113	1/31/2013	<0.0059	J	U	<0.011	U		<0.014	U		0.0094			<0.027	U		<0.0044	U		<0.0099	U		<0.0078	J	U	<0.0078	J	U	<0.0078	J	U
	20 ft	VMP 14-20-091010	9/10/2010	<87	U		<120	U		<38	U		<71	U		<120	U		250			<110	U		<87	U		<87	U		<87	U	
		VMP-14-20-091010-Dup	9/10/2010	<70	U		<130	U		<40	U		<74	U		<120	U		240			<91	U		<91	U		<91	U		<91	U	
		VMP-14-20-120110	12/2/2010	<180	U		<330	U		<100	U		<190	U		<320	U		310			<300	U		<240	U		<240	U		<240	U	
		VMP-14-20-021811	2/18/2011	<100	U		<190	U		<58	U		<110	U		<180	U		160			<170	U		<130	U		<130	U		<130	U	
		VMP-14-20-040511	4/5/2011	<44	U		<81	U		<100	U		<46	U		<78	U		150			<73	U		<57	U		<57	U		<57	U	
		VMP-14-20-080811	8/8/2011	<16	U		<29	U		<36	U		<17	U		<28	U		<12	U		<26	U		<21	U		<21	U		<21	U	
		VMP-14-20-111511	11/15/2011	<82	U		<150	U		<190	U		<87	U		<150	U		240			<140	U		<110	U		<110	U		<110	U	
		VMP-14-20-012612	1/26/2012	<8	U		<15	U		<18	U		<8.5	U		<14	U		230		J	<13	U		<10	U		<10	U		<10	U	
		VMP-14-20-042312	4/23/2012	<4.4	U		<8.1	U		<10	U		<4.7	U		<7.9	U		240			<7.3	U		<5.7	U		<5.7	U		<5.7	U	
		VMP-14-20-072512	7/25/2012	<7	U		<13	U		<16	U		<7.4	U		<12	U		180			<12	U		<9.2	U		<9.2	U		<9.2	U	
		VMP-14-20-101612	10/16/2012	<32	U		<60	U		<74	U		<34	U		<58	U		150			<54	U		<42	U		<42	U		<42	U	
		VMP-14-20-013113	1/31/2013	<12	U		<21	U		<26	U		<12	U		<52	U		150			<19	U		<15	U		2.9	J		3.2	J	
	29 ft	VMP-14-29-021811	2/18/2011	<150	U		<270	U		<85	U		<160	U		<260	U		180			<250	U		<190	U		<190	U		<190	U	
		VMP-14-29-040511	4/5/2011	<130	U		<240	U		<290	U		<130	U		<230	U		250			<210	U		<160	U		<160	U		<160	U	
		VMP-14-29-012612	1/26/2012	<140	U		<270	U		<330	U		<150	U		<260	U		250			<240	U		<190	U		<190	U		<190	U	
		VMP-14-29-042312	4/23/2012	<52	U		<95	U		<120	U		<55	U		<92	U		220			<86	U		<67	U		<67	U		<67	U	
		VMP-14-29-072512	7/25/2012	<54	U		<100	U		<120	U		<57	U		<97	U		210			<90	U		<71	U		<71	U		<71	U	
		VMP-14-29-101612	10/16/2012	<81	U		<150	U		<180	U		<86	U		<140	U		140			<140	U		<100	U		<100	U		<100	U	
		VMP-14-29-013113-DUP	1/31/2013	<110	U		<200	U		<250	U		<120	U		<490	U		150		J	<180	U		<140	U		<140	U		<140	U	
		VMP-14-29-013113	1/31/2013	<45	U		<84	U		<100	U		<48	U		<200	U		480		J	<76	U		<59	U		<59	U		<59	U	
VMP-15	5 ft	VMP 15-5-091410	9/14/2010	<0.0058	U		<0.011	U		<0.0033	U		0.0013	J		<0.01	U		0.0048			<0.0097	U		<0.0076	U		<0.0076	U		<0.0076	U	
		VMP-15-5-113010	11/30/2010	<0.14	U		<0.25	U		0.22			<0.15	U		<0.25	UJ	UJ	8.6			<0.23	U		<0.18	U		<0.18	U		<0.18	U	
		VMP-15-5-021611	2/16/2011	<0.13	U		<0.24	U		<0.074	U		<0.14	U		<0.23	U		0.29			<0.22	U		<0.17	U		<0.17	U		<0.17	U	
		VMP-15-5-042011	4/20/2011	<0.3	U		<0.56	U		<0.7	U		<0.32	U		<0.54	U		3.2			<0.51	U		<0.4	U		<0.4	U		<0.4	U	
		VMP-15-5-080811	8/8/2011	<0.0068	J	U	<0.013	U		<0.016	U		0.0023	J		<0.012	U		<0.0051	U		<0.011	J	U	<0.0089	J	U	<0.0089	J	U	<0.0089	J	U
		VMP-15-5-111511	11/15/2011	0.0083			<0.014	U		<0.018	U		<0.0081	U		<0.014	U		0.031			<0.013	U		<0.01	U		<0.01	U		<0.01	U	
		VMP-15-5-020112	2/1/2012	<0.039	U		<0.073	U		<0.09	U		<0.042	U		<0.071	U		<0.029	U		<0.066	U		<0.051	U		<0.051	U		<0.051	U	
		VMP-15-5-042412	4/24/2012	<0.04	U		<0.074	U		<0.092	U		<0.043	U		<0.072	U		<0.03	U		<0.067	U		<0.053	U		<0.053	U		<0.053	U	
		VMP-15-5-072512	7/25/2012	<0.0045		U	<0.0084	U		<0.01	U		0.025			0.017	J		0.00085	J		<0.0076	U		<0.0059	U		<0.0059	J	U	<0.0059	J	U
		VMP-15-5-102512	10/25/2012	<0.0068	J	U	<0.013	U		<0.016	U		0.002	J		<0.031	U		0.0018	J		<0.011	U		<0.0089	U		<0.0089	J	U	<0.0089	J	U
		VMP-15-5-020513	2/5/2013	<0.0066	U		<0.012	U		<0.015	U		<0.007	U		<0.03	U		<0.005	U		<0.011	U		<0.0087	U		<0.0087	U		<0.0087	U	
	21.5 ft	VMP 15-21.5-091410	9/14/2010	<0.63	U		<1.2	U		<0.36	U		<0.67	U		<1.1	U		4			<1	U		<0.82	U		<0.82	U		<0.82	U	
		VMP-15-21.5-113010	11/30/2010	<0.74	U		<1.4	U		<0.42	U		<0.78	U		<1.3	UJ	UJ	6			<1.2	U		<0.96	U		<0.96	U		<0.96	U	
		VMP-15-21.5-021611	2/16/2011	<0.52	U		<0.95	U		<0.3	U		<0.55	U		<0.92	U		2.4			<0.86	U		<0.67	U		<0.67	U		<0.67	U	
		VMP-15-21.5-042011	4/20/2011	<0.81	U		<1.5	U		<1.8	U		<0.86	U		<1.4	U		6			<1.4	U		<1	U		<1	U		<1	U	
		VMP-15-21.5-080811	8/8/2011	<0.65	U		<1.2	U		<1.5	U		<0.69	U		<1.2	U		<0.48	U		<1.1	U		<0.85	U		<0.85	U		<0.85	U	
		VMP-15-21.5-111511	11/15/2011	<0.52	U		<0.96	U		<1.2	U		<0.55	U		<0.93	U		2.3			<0.86	U		<0.68	U		<0.68	U		<0.68	U	
		VMP-15-21.5-020112	2/1/2012	<0.39	U		<0.72	U		<0.89	U		<0.41	U		<0.69	U		<0.29	U		<0.64	U		<0.5	U		<0.5	U		<0.5	U	
		VMP-15-21.5-042412	4/24/2012	<0.17	U		<0.31	U		<0.39	U		<0.18	U		<0.3	U		<0.12	U		<0.28	U		<0.22	U		<0.22	U		<0.22	U	
		VMP-15-21.5-072512	7/25/2012	<0.61	U		<1.1	U		<1.4	U		<0.65	U		<1.1	U		0.53			<1	U		<0.8	U		<0.8	U		<0.8	U	
		VMP-15-21.5-102512	10/25/2012	<1	U		<1.8	U		<2.3	U		<1	U		<1.8	U		0.25	J		<1.7	U		<1.3	U		<1.3	U		<1.3	U	
		VMP-15-21.5-102512-Dup	10/25/2012	<1	U		<1.9	U		<2.4	U		<1.1	U		<1.8	U		0.16	J		<1.7	U		<1.3	U		<1.3	U		<1.3	U	
		VMP-15-21.5-020713	2/7/2013	<0.025	U		<0.047	U		<0.058	U		<0.027	U		<0.11	U		0.093			<0.042	U		<0.033	U		<0.033	U		<0.033	U	
	25.5 ft	VMP 15-25.5-091410	9/14/2010	<0.0059	U		<0.011	U		<0.0034	U		0.0023	J		<0.011	U		0.084			<0.0099	U		<0.0078	U		<0.0078	U		<0.0078	U	
		VMP-15-25.5-021611	2/16/2011	<0.079	U		<0.15	U		<0.045	U		<0.084	U		<0.14	U		0.45			<0.13	U		<0.1	U		<0.1	U		<0.1	U	
		VMP-15-25.5-042011	4/20/2011	<0.065	U		<0.12	U		<0.15	U		<0.069	U		<0.12	U		0.062			<0.11	U		<0.085	U		<0.085	U		<0.085	U	
		VMP-15-25.5-042011-DUP	4/20/2011	<0.061	U		<0.11	U		<0.14	U		<0.064	U		<0.11	U		0.1			<0.1	U		<0.079	U		<0.079	U		<0.079	U	
		VMP-15-25.5-080811	8/8/2011	<0.065	U		<0.12	U		<0.15	U		0.34			<0.12	U		<0.048	U		<0.11	U		<0.085	U		<0.085	U		<0.085	U	
		VMP-15-25.5-111511	11/15/2011	0.012	J		<0.037	U		<0.046	U		<0.021	U		<0.036	U		0.12			<0.033	U		<0.026	U		<0.026	U		<0.026	U	
		VMP-15-25.5-073112	7/31/2012	<0.042	U		<0.078	U		<0.096	U		<0.045	U		<0.076	U		0.04			<0.07	U		<0.055	U		<0.055	U		<0.055	U	
		VMP-15-25.5-102512	10/25/2012	<0.0068	U		<0.013	U		<0.016	U		<0.0072	U		<0.031	U		0.02			<0.011	U		<0.0089	U		<0.0089	U		<0.0089	U	
		VMP-15-25.5-021213	2/12/2013	<0.21	U		<0.38	U		<0.47	U		<0.22	U		<0.37	U		<0.15	U		<0.34	U		<0.27	U		<0.27	U		<0.27	U	
	29 ft	VMP-15-29-073112	7/31/2012	<0.18	U		<0.33	U		<0.41	U		<0.19	U		<0.32	U		1		J	<0.3	U		<0.24	U		<0.24	U		<0.24	U	
		VMP-15-29-102512	10/25/2012	<0.014	U		<0.026	U		<0.033	U		<0.015	U		<0.064	U		0.083			<0.024	U		<0.018	U		<0.018	U		<0.018	U	
		VMP-15-29-021213	2/12/2013	<0.12	U		<0.23	U		<0.28	U		<0.13	U		<0.22	U		<0.092	U		<0.21	U		<0.16	U		<0.16	U		<0.16	U	

TABLE 6
CUMULATIVE SUMMARY OF SOIL VAPOR ANALYTICAL DETECTIONS AND SCREENING RESULTS: PUBLIC WORKS YARD AND WRR - VOCS

Location	Depth	Sample ID	Sample Date	Chlorobenzene 420			Chlorodibromomethane 57000			Chloroethane			Chloroform 0.92			Chloromethane			Cyclohexane			1,2-Dibromoethane 0.06			1,2-Dichlorobenzene 1700			1,3-Dichlorobenzene			1,4-Dichlorobenzene 6800		
				Result (mg/m^3)	Lab Quals	URS Quals	Result (mg/m^3)	Lab Quals	URS Quals	Result (mg/m^3)	Lab Quals	URS Quals	Result (mg/m^3)	Lab Quals	URS Quals	Result (mg/m^3)	Lab Quals	URS Quals	Result (mg/m^3)	Lab Quals	URS Quals	Result (mg/m^3)	Lab Quals	URS Quals	Result (mg/m^3)	Lab Quals	URS Quals	Result (mg/m^3)	Lab Quals	URS Quals	Result (mg/m^3)	Lab Quals	URS Quals
VMP-16	5 ft	VMP-16-5-090210	9/2/2010	<11	U		<20	U		<6.3	U		<12	U		<20	U		160			<18	U		<14	U		<14	U		<14	U	
		VMP-16-5-112910	11/29/2010	<5	U		<9.3	U		2.4	J	J	<5.3	U		<9	UJ	UJ	150		J	<8.4	U		<6.6	U		<6.6	U		<6.6	U	
		VMP-16-5-021511	2/15/2011	<3	U		<5.6	U		<1.7	U		<3.2	U		<5.4	U		99		J	<5.1	U		<4	U		<4	U		<4	U	
		VMP-16-5-042211	4/22/2011	<4	U		<7.5	U		<9.3	U		<4.3	U		<7.3	U		100			<6.8	U		<5.3	U		<5.3	U		<5.3	U	
		VMP-16-5-080511	8/5/2011	<1.3	U		<2.4	U		<3	U		<1.4	U		<2.3	U		22			<2.2	U		<1.7	U		<1.7	U		<1.7	U	
		VMP-16-5-042512	4/25/2012	<4.4	U		<8.1	U		<10	U		<4.7	U		<7.9	U		67			<7.3	U		<5.7	U		<5.7	U		<5.7	U	
		VMP-16-5-073012	7/30/2012	<4.1	U		<7.6	U		<9.4	U		<4.4	U		<7.4	U		77		J	<6.9	U		<5.4	U		<5.4	U		<5.4	U	
		VMP-16-5-102512	10/25/2012	<3.2	U		<6	U		<7.4	U		<3.4	U		<5.8	U		4.9			<5.4	U		<4.2	U		<4.2	U		<4.2	U	
		VMP-16-5-021413	2/14/2013	<0.51	U		<0.94	U		<1.2	U		<0.54	U		<0.91	U		0.24	J	J	<0.84	U		<0.66	U		<0.66	U		<0.66	U	
	13.5 ft	VMP-16-13.5-090210	9/2/2010	<11	U		<21	U		<6.5	U		<12	U		<20	U		150			<19	U		<15	U		<15	U		<15	U	
		VMP-16-13.5-090210-DUP	9/2/2010	<11	U		<21	U		<6.5	U		<12	U		<20	U		140			<19	U		<15	U		<15	U		<15	U	
		VMP-16-13.5-112910	11/29/2010	<32	U		<60	U		<18	U		<34	U		<58	UJ	UJ	180			<54	U		<42	U		<42	U		<42	U	
		VMP-16-13.5-021611	2/16/2011	<6.2	U		<11	U		<3.5	U		<6.6	U		<11	U		78			<10	U		<8.1	U		<8.1	U		<8.1	U	
		VMP-16-13.5-021611-DUP	2/16/2011	<6.1	U		<11	U		<3.5	U		<6.4	U		<11	U		84			<10	U		<7.9	U		<7.9	U		<7.9	U	
		VMP-16-13.5-042211	4/22/2011	<6.5	U		<12	U		<15	U		<6.9	U		<12	U		120			<11	U		<8.5	U		<8.5	U		<8.5	U	
		VMP-16-13.5-080511	8/5/2011	<0.64	U	UJ	<1.2	U	UJ	<1.4	U	UJ	<0.67	U	UJ	<1.1	U	UJ	6.4		J	<1.1	U	UJ	<0.83	U	UJ	<0.83	U	UJ	<0.83	U	UJ
		VMP-16-13.5-042512	4/25/2012	<0.7	U		<1.3	U		<1.6	U		<0.74	U		<1.2	U		150		J	<1.2	U		<0.92	U		<0.92	U		<0.92	U	
		VMP-16-13.5-073012	7/30/2012	<21	U		<39	U		<48	U		<22	U		<38	U		170			<35	U		<28	U		<28	U		<28	U	
		VMP-16-13.5-102512	10/25/2012	<65	U		<120	U		<150	U		<69	U		<120	U		140			<110	U		<85	U		<85	U		<85	U	
		VMP-16-13.5-021413	2/14/2013	<10	U		<19	U		<24	U		<11	U		<18	U		130		J	<17	U		<13	U		<13	U		<13	U	
	19 ft	VMP-16-19-090210	9/2/2010	<11	U		<21	U		<6.5	U		<12	U		<20	U		190			<19	U		<15	U		<15	U		<15	U	
		VMP-16-19-112910	11/29/2010	<25	U		<46	U		<14	U		<26	U		<45	UJ	UJ	170			<41	U		<32	U		<32	U		<32	U	
		VMP-16-19-021611	2/16/2011	<5.9	U		<11	U		<3.4	U		<6.3	U		<11	U		80			<9.9	U		<7.8	U		<7.8	U		<7.8	U	
		VMP-16-19-042711	4/27/2011	<6.1	U		<11	U		<14	U		<6.4	U		<11	U		64			<10	U		<7.9	U		<7.9	U		<7.9	U	
		VMP-16-19-042711-DUP	4/27/2011	<5.9	U		<11	U		<14	U		<6.3	U		<11	U		64			<9.9	U		<7.8	U		<7.8	U		<7.8	U	
		VMP-16-19-042512	p	<16	U		<30	U		<37	U		<17	U		<29	U		160			<27	U		<21	U		<21	U		<21	U	
		VMP-16-19-073012	7/30/2012	<14	U		<27	U		<33	U		<15	U		<26	U		150			<24	U		<19	U		<19	U		<19	U	
		VMP-16-19-102512	10/25/2012	<61	U		<110	U		<140	U		<64	U		<110	U		170			<100	U		<79	U		<79	U		<79	U	
		VMP-16-19-021413	2/14/2013	<6.1	U		<11	U		<14	U		<6.4	U		<11	U		210		J	<10	U		<7.9	U		<7.9	U		<7.9	U	
	31 ft	VMP-16-31-090310	9/3/2010	<0.0066	U		<0.012	U		<0.0038	U		<0.007	U		<0.012	U		0.049			<0.011	U		<0.0087	U		<0.0087	U		<0.0087	U	
		VMP-16-31-112910	11/29/2010	<25	U		<46	U		<14	U		<27	U		<45	UJ	UJ	170			<42	U		<33	U		<33	U		<33	U	
		VMP-16-31-042512	4/25/2012	<20	U		<36	U		<45	U		<21	U		<35	U		210			<33	U		<26	U		<26	U		<26	U	
		VMP-16-31-073012	7/30/2012	<16	U		<30	U		<37	U		<17	U		<29	U		200			<27	U		<21	U		<21	U		<21	U	
		VMP-16-31-102512	10/25/2012	<76	U		<140	U		<170	U		<80	U		<140	U		170			<130	U		<99	U		<99	U		<99	U	
		VMP-16-31-021813	2/18/2013	<23	U		<42	U		<53	U		<24	U		<41	U		260			<38	U		<30	U		<30	U		<30	U	
VMP-17	5 ft	VMP-17-5	6/21/2010	<0.006	U		<0.012	U		<0.003	U		<0.007	U		<0.012	U		0.36			<0.011	U		<0.008	U		<0.008	U		<0.008	U	
		VMP-17-5-DUP	6/21/2010	<0.006	U		<0.013	U		<0.004	U		<0.007	U		<0.012	U		0.32			<0.012	U		<0.009	U		<0.009	U		<0.009	U	
		VMP-17-5-090110	9/1/2010	<0.0062	J	U	<0.011	U		<0.0035	U		<0.0066	U		0.0045	J		0.02			<0.01	U		0.002	J		<0.0081	U		<0.0081	U	
		VMP-17-5-112210	11/22/2010	<0.0062	U		<0.011	U		<0.0035	U		<0.0066	U		0.0035	J		<0.0046	U		<0.01	U		<0.0081	U		<0.0081	U		<0.0081	U	
		VMP-17-5-020711	2/7/2011	<0.0058	U		<0.011	U		<0.0033	U		<0.0062	U		<0.01	U		0.029			<0.0097	U		<0.0076	J	U	<0.0076	J	U	<0.0076	J	U
		VMP-17-5-040611	4/6/2011	<0.023	U		<0.043	U		<0.053	U		<0.025	U		<0.042	U		0.034			<0.039	U		<0.03	U		<0.03	U		<0.03	U	
		VMP-17-5-080111	8/1/2011	<0.089	U		<0.16	U		<0.2	U		<0.094	U		<0.16	U		0.054	J		<0.15	U		<0.12	U		<0.12	U		<0.12	U	
		VMP-17-5-110711	11/7/2011	<0.0039	U		<0.0073	U		<0.009	U		<0.0042	U		<0.0071	U		<0.0029	U		<0.0066	U		<0.0051	U		<0.0051	J	U	<0.0051	J	U
		VMP-17-5-012612	1/26/2012	<0.0041	U		<0.0076	U		<0.0094	U		<0.0044	U		<0.0074	U		<0.0031	U		<0.0069	U		<0.0054	U		<0.0054	U		<0.0054	U	
		VMP-17-5-041112	4/11/2012	<0.0042	U		<0.0078	U		<0.0096	U		<0.0045	U		<0.019	U		0.0019	J		<0.007	U		<0.0055	U		<0.0055	U		<0.0055	J	U
		VMP-17-5-071112	7/11/2012	<0.0045	U		<0.0083	U		<0.01	U		<0.0048	U		<0.02	U		0.004			<0.0075	U		<0.0059	U		<0.0059	U		<0.0059	U	
		VMP-17-5-100912	10/9/2012	<0.007	U		<0.013	U		<0.016	U		<0.0074	U		<0.031	U		<0.0052	U		<0.012	U		<0.0091	U		<0.0091	U		<0.0091	J	U
		VMP-17-5-013113	1/31/2013	<0.024	U		<0.045	U		<0.056	U		<0.026	U		<0.11	U		0.0097	J		<0.041	U		<0.032	U		<0.032	U		<0.032	U	
		VMP-17-5-013113-DUP	1/31/2013	<0.024	U		<0.045	U		<0.056	U		<0.026	U		<0.11	U		0.015	J		<0.041	U		<0.032	U		<0.032	U		<0.032	U	
VMP-25	5 ft	VMP-25-5-031511	3/15/2011	1			<0.1	U		<0.13	U		0.048	J		<0.1	U		6			<0.093	U		<0.073	U		<0.073	U		<0.073	U	
		VMP-25-5-040811	4/8/2011	0.0043	J		<0.047	U		<0.058	U		<0.027	U		<0.045	U		0.12			<0.042	U		<0.033	J	U	<0.033	U		<0.033	U	
		VMP-25-5-080911	8/9/2011	<0.0054	J	U	<0.0099	U		<0.012	U		0.0021	J		<0.0096	U		0.039			<0.009	J	U	<0.007	J	U	<0.007	J	U	<0.007	J	U
		VMP-25-5-111711	11/17/2011	<0.0039	U		<0.0072	U		<0.0089	U		0.0017	J		<0.0069	U		<0.0029	U		<0.0064	U		<0.005	U		<0.005	U		<0.005	U	
		VMP-25-5-013112	1/31/2012	0.0072	J		<0.052	U		<0.064	U		<0.03	U		<0.05	U		0.25			<0.047	U		<0.037	U		<0.037	U		<0.037	U	
		VMP-25-5-042512	4/25/2012	<0.0044	J	U	<0.0081	U		<0.01	U		0.0036	J		<0.02	U		0.00068	J		<0.0073	U		<0.0057	U		<0.0057	U		<0.0057	J	U
		VMP-25-5-072612	7/26/2012	0.0087	J		<0.028	U		<0.035	U		0.02			<0.068	U		0.48			<0.025	U		<0.02	U		<0.02	U		<0.02	J	U
		VMP-25-5-102612	10/26/2012	<0.0062	U		<0.011	U		<0.014	U		0.004	J		<0.028	U		<0.0046	U		<0.01	U		<0.0081	U		<0.0081	U		<0.0081	U	
		VMP-25-5-030613	3/6/2013	<0.0059	J	U	<0.011	U		<0.014	U		<0.0063	U		<0.026	U		0.0042	J	J	<0.0099	U		<0.0077	J	U	<0.0077	J	U	<0.0077	J	U
	21 ft	VMP-25-21-031511	3/15/2011	29		J	<20	U		3.7	J		<12	U		<20	U		1400		J	<18	U		<14	U		<14	U		<14	U	
		VMP-25-21-031511-DUP	3/15/2011	44		J	<26	U		<32	U		<15	U		<25	U		2200		J	<23	U		<18	U		<18	U		<18	U	
		VMP-25-21-040811	4/8/2011	<120	U		<210	U		<260	U		<120	U		<210	U		1800			<190	U		22	J		<150	U		<150	U	
		VMP-25-21-040811-DUP	4/8/2011	<120	U		<220	U		<270	U		<120	U		<210	U		1700			<200	U		<150	U		<150	U		<150	U	
		VMP-25-21-080911	8/9/2011	<38	U		<70	U		<87	U		<40	U		<68	U		<28	U		<63	U		<50	U		<50	U		<50	U	
		VMP-25-21-111711	11/17/2011	<52	U		<96	U		<120	U		9.8	J		<93	U		860			<86	U		<68	U		<68	U		<68	U	
		VMP-25-21-111711-DUP	11/17/2011	<76	U		<140	U		<180	U		<81	U		<140	U		800			<130	U		<100	U		<100	U		<100	U	
		VMP-25-21-013112	1/31/2012	<27	U		<50	U		<62	U		<28	U		<48	U		1400			<45	U		<35	U		<35	U		<35	U	
		VMP-25-21-013112-DUP	2/1/2012	<25	U		<46	U		<58	U		<27	U		<45	U		1600			<42	U		<33	U		<33	U		<33	U	
		VMP-25-21-042512	4/25/2012	<17	U		<32	U		<39	U		<18	U		62			1400			<29	U		<22	U		<22	U		<22	U	
		VMP-25-21-072612	7/26/2012	<29	U		<54	U		<66	U		<31	U		<52	U		1400			<48	U		<38	U		<38	U		<38	U	
		VMP-25-21-102612	10/26/2012	<170	U		<320	U		<400	U		<180	U		<310	U		1400			<290	U		<230	U		<230	U		<230	U	
		VMP-25-21-030613	3/6/2013	<44	U		<82	U		<100	U		<47	U		<200	U		2300	J	J	<74	U		<58	U		<58	U		<58	U	
	31 ft	VMP-25-31-030613	3/6/2013	<58	U		<110	U		11	J		7.3	J		<100	U		580			<98	U		<76	U		<76	U		<76	U	

SEE LAST PAGE OF TABLE FOR NOTES

TABLE 6
CUMULATIVE SUMMARY OF SOIL VAPOR ANALYTICAL DETECTIONS AND SCREENING RESULTS: PUBLIC WORKS YARD AND WRR - VOCS

Location	Depth	Sample ID	Sample Date	Chlorobenzene			Chlorodibromomethane			Chloroethane			Chloroform			Chloromethane			Cyclohexane			1,2-Dibromoethane			1,2-Dichlorobenzene			1,3-Dichlorobenzene			1,4-Dichlorobenzene		
				420			57000						0.92									0.06			1700						6800		
				Result (mg/m^3)	Lab Quals	URS Quals	Result (mg/m^3)	Lab Quals	URS Quals	Result (mg/m^3)	Lab Quals	URS Quals	Result (mg/m^3)	Lab Quals	URS Quals	Result (mg/m^3)	Lab Quals	URS Quals	Result (mg/m^3)	Lab Quals	URS Quals	Result (mg/m^3)	Lab Quals	URS Quals	Result (mg/m^3)	Lab Quals	URS Quals	Result (mg/m^3)	Lab Quals	URS Quals	Result (mg/m^3)	Lab Quals	URS Quals
VMP-29	10 ft	VMP-29-10-073012	7/30/2012	<0.049	U		<0.09	U		<0.11	U		<0.052	U		<0.22	U		<0.036	U		<0.081	U		<0.064	U		<0.064	U		<0.064	U	
		VMP-29-10-100812	10/8/2012	<0.086	U		<0.16	U		<0.2	U		<0.092	U		<0.39	U		<0.065	U		<0.14	U		<0.11	U		<0.11	U		<0.11	U	
		VMP-29-10-020613	2/6/2013	<0.0065	U		<0.012	U		<0.015	U		<0.0069	U		<0.029	U		<0.0048	U		<0.011	U		<0.0085	U		<0.0085	U		<0.0085	U	
	20 ft	VMP-29-20-073012	7/30/2012	<0.58	U		<1.1	U		<1.3	U		<0.61	U		<1	U		<0.43	U		<0.96	U		<0.75	U		<0.75	U		<0.75	U	
		VMP-29-20-073012-Dup	7/30/2012	<0.54	U		<1	U		<1.2	U		<0.57	U		<0.97	U		<0.4	U		<0.9	U		<0.7	U		<0.7	U		<0.7	U	
		VMP-29-20-100812	10/8/2012	<0.086	U		<0.16	U		<0.2	U		<0.092	U		<0.39	U		<0.065	U		<0.14	U		<0.11	U		<0.11	U		<0.11	U	
		VMP-29-20-020613	2/6/2013	<0.0064	U		<0.012	U		<0.014	U		<0.0067	U		<0.028	U		<0.0048	U		<0.011	U		<0.0083	U		<0.0083	U		<0.0083	U	
	30 ft	VMP-29-30-073012	7/30/2012	<0.095	U		<0.18	U		<0.22	U		0.02	J		<0.17	U		<0.071	U		<0.16	U		<0.12	U		<0.12	U		<0.12	U	
		VMP-29-30-100812	10/8/2012	<0.42	U		<0.79	U		<0.98	U		<0.45	U		<1.9	U		<0.32	U		<0.71	U		<0.56	U		0.059	J		<0.56	U	
		VMP-29-30-020613	2/6/2013	<0.0066	U		<0.012	U		<0.015	U		0.0056	J		<0.03	U		<0.005	U		<0.011	U		<0.0087	U		<0.0087	U		<0.0087	U	
VMP-30	10 ft	VMP-30-10-073012	7/30/2012	<0.17	U		<0.32	U		<0.39	U		<0.18	U		<0.31	U		<0.13	U		<0.29	U		<0.22	U		<0.22	U		<0.22	U	
		VMP-30-10-100812	10/8/2012	<0.0065	U		<0.012	U		<0.015	U		<0.0069	U		<0.029	U		0.0013	J		<0.011	U		<0.0085	U		<0.0085	U		<0.0085	U	
		VMP-30-10-020613	2/6/2013	<0.0061	U		<0.011	U		<0.014	U		<0.0064	U		<0.027	U		<0.0045	U		<0.01	U		<0.0079	U		<0.0079	U		<0.0079	U	
	20 ft	VMP-30-20-073012	7/30/2012	<0.73	U		<1.4	U		<1.7	U		<0.78	U		<1.3	U		<0.55	U		<1.2	U		<0.96	U		<0.96	U		<0.96	U	
		VMP-30-20-100812	10/8/2012	<0.27	U		<0.49	U		<0.61	U		<0.28	U		<1.2	U		<0.2	U		<0.44	U		<0.35	U		<0.35	U		0.034	J	
		VMP-30-20-020613	2/6/2013	<0.0061	U		<0.011	U		<0.014	U		0.012			<0.027	U		<0.0045	U		<0.01	U		<0.0079	J	U	<0.0079	J	U	<0.0079	J	U
	30 ft	VMP-30-30-073012	7/30/2012	<0.75	U		<1.4	U		<1.7	U		<0.8	U		<1.4	U		<0.56	U		<1.2	U		<0.98	U		<0.98	U		<0.98	U	
		VMP-30-30-100812	10/8/2012	<0.55	U		<1	U		<1.3	U		<0.59	U		<2.5	U		<0.41	U		<0.92	U		<0.72	U		<0.72	U		<0.72	U	
		VMP-30-30-020613	2/6/2013	<0.02	U		<0.037	U		<0.046	U		0.01	J		<0.091	U		<0.015	U		<0.034	U		<0.026	U		<0.026	U		<0.026	U	
VMP-41	10 ft	VMP-41-10-072712	7/27/2012	<0.0056	U		<0.01	U		<0.013	U		<0.0059	U		<0.025	U		0.0065			<0.0093	U		<0.0073	U		<0.0073	U		<0.0073	U	
		VMP-41-10-100912	10/9/2012	<0.0068	U		<0.013	U		<0.016	U		<0.0072	U		<0.03	U		<0.0051	U		<0.011	U		<0.0089	U		<0.0089	U		<0.0089	U	
		VMP-41-10-012913	1/29/2013	<0.0068	U		<0.013	U		<0.016	U		<0.0072	U		<0.03	U		<0.0051	U		<0.011	U		<0.0089	U		<0.0089	U		<0.0089	U	
	20 ft	VMP-41-20-072712	7/27/2012	<0.0043	U		<0.008	U		<0.0099	U		<0.0046	U		<0.019	U		0.00088	J		<0.0072	U		<0.0056	U		<0.0056	U		<0.0056	U	
		VMP-41-20-072712-Dup	7/27/2012	<0.0044	U		<0.0081	U		<0.01	U		<0.0047	U		<0.02	U		0.00069	J		<0.0073	U		<0.0057	U		<0.0057	U		<0.0057	U	
		VMP-41-20-100912	10/9/2012	<0.0066	U		<0.012	U		<0.015	U		<0.007	U		0.0079	J		<0.005	U		<0.011	U		<0.0087	U		<0.0087	U		<0.0087	U	
		VMP-41-20-100912-Dup	10/9/2012	<0.0068	U		<0.013	U		<0.016	U		<0.0072	U		<0.03	U		<0.0051	U		<0.011	U		<0.0089	U		<0.0089	J	U	<0.0089	J	U
		VMP-41-20-012913	1/29/2013	<0.007	U		<0.013	U		<0.016	U		<0.0074	U		<0.031	U		<0.0052	U		<0.012	U		<0.0091	U		<0.0091	U		<0.0091	U	
	30 ft	VMP-41-30-072712	7/27/2012	<0.0044	U		<0.0081	U		<0.01	U		0.0013	J		<0.02	U		0.0051			<0.0073	U		<0.0057	U		<0.0057	U		<0.0057	U	
		VMP-41-30-100912	10/9/2012	<0.0072	U		<0.013	U		<0.016	U		<0.0076	U		<0.032	U		<0.0054	U		<0.012	U		<0.0093	U		<0.0093	U		<0.0093	J	U
		VMP-41-30-012913	1/29/2013	<0.0065	U		<0.012	U		<0.015	U		0.0023	J		<0.029	U		<0.0048	U		<0.011	U		<0.0085	U		<0.0085	U		<0.0085	U	
VMP-55	20 ft	VMP-55-20-021513	2/15/2013	<16	U		<29	U		<36	U		<17	U		<28	U		230			<26	U		<21	U		<21	U		<21	U	

SEE LAST PAGE OF TABLE FOR NOTES

TABLE 6
CUMULATIVE SUMMARY OF SOIL VAPOR ANALYTICAL DETECTIONS AND SCREENING RESULTS: PUBLIC WORKS YARD AND WRR - VOCS

Location	Depth	Sample ID	Sample Date	Dichlorodifluoromethane			1,1-Dichloroethane			1,2-Dichloroethane			1,1-Dichloroethene			cis-1,2-Dichloroethene			trans-1,2-Dichloroethene			Dichloromethane (Methylene			1,2-Dichloropropane			cis-1,3-Dichloropropene		
							4200			0.81			1600			1100000			510			45			0.46			6.2		
				Result (mg/m^3)	Lab Quals	URS Quals	Result (mg/m^3)	Lab Quals	URS Quals	Result (mg/m^3)	Lab Quals	URS Quals	Result (mg/m^3)	Lab Quals	URS Quals	Result (mg/m^3)	Lab Quals	URS Quals	Result (mg/m^3)	Lab Quals	URS Quals	Result (mg/m^3)	Lab Quals	URS Quals	Result (mg/m^3)	Lab Quals	URS Quals	Result (mg/m^3)	Lab Quals	URS Quals
VMP-10	5 ft	VMP-10-5-090710	9/7/2010	0.0024	J		<0.0053	U		<0.0053	U		<0.0052	U		<0.0052	U		<0.0052	U		<0.0046	U		<0.0061	U		<0.006	U	
		VMP-10-5-111810	11/17/2010	0.0017	J		<0.0049	U		<0.0049	U		<0.0048	U		<0.0048	U		<0.0048	U		<0.0042	U		<0.0056	U		<0.0055	U	
		VMP-10-5-021011	2/10/2011	0.0024	J		<0.0048	U		<0.0048	U		<0.0047	U		<0.0047	U		<0.0047	U		<0.0041	U		<0.0055	U		<0.0054	U	
		VMP-10-5-040511	4/5/2011	0.0021	J		<0.0044	U		<0.0044	U		<0.0044	U		<0.0044	U		<0.0044	U		<0.0038	J	U	<0.0051	U		<0.005	U	
		VMP-10-5-07/2911	7/29/2011	0.002	J		<0.0054	U		<0.0054	U		<0.0053	U		<0.0053	U		<0.0053	U		0.00098	J		<0.0062	U		<0.0061	U	
		VMP-10-5-110411	11/4/2011	0.0018	J		<0.0028	U		<0.0028	U		<0.0028	U		<0.0028	U		<0.0028	U		0.0014	J		<0.0032	U		<0.0032	U	
		VMP-10-5-012512	1/26/2012	0.0025	J		<0.0035	U		<0.0035	U		<0.0035	U		<0.0035	U		<0.0035	U		0.0014	J		<0.004	U		<0.004	U	
		VMP-10-5-041212	4/12/2012	0.0023	J		<0.0038	U		<0.0038	U		<0.0037	U		<0.0037	U		<0.0037	U		<0.033	J	U	<0.0043	U		<0.0043	U	
		VMP-10-5-071312	7/13/2012	0.0028	J		<0.0039	U		<0.0039	U		<0.0038	U		<0.0038	U		<0.0038	U		<0.034	J	U	<0.0044	U		<0.0044	U	
		VMP-10-5-101612	10/16/2012	0.002	J		<0.0061	U		<0.0061	U		<0.006	U		<0.006	U		<0.006	U		<0.053	U		<0.007	U		<0.0069	U	
		VMP-10-5-012913	1/29/2013	0.0028	J		<0.0057	U		<0.0057	U		<0.0056	U		<0.0056	U		<0.0056	U		<0.049	U		<0.0065	U		<0.0064	U	
		VMP-10-5-012913-DUP	1/29/2013	0.0029	J		<0.0063	U		<0.0063	U		<0.0062	U		<0.0062	U		<0.0062	U		<0.054	J	U	<0.0072	U		<0.007	U	
	10 ft	VMP-10-10-090710	9/7/2010	0.0025	J		<0.0053	U		<0.0053	U		<0.0052	U		<0.0052	U		<0.0052	U		<0.0046	U		<0.0061	U		<0.006	U	
		VMP-10-10-111810	11/17/2010	0.0022	J		<0.0052	U		<0.0052	U		<0.0051	U		<0.0051	U		<0.0051	U		0.001	J		<0.006	U		<0.0058	U	
		VMP-10-10-021111	2/11/2011	0.0015	J		<0.0041	U		<0.0041	U		<0.004	U		<0.004	U		<0.004	U		<0.0035	U		<0.0047	U		<0.0046	U	
		VMP-10-10-040611	4/6/2011	0.0023	J		<0.0053	U		<0.0053	U		<0.0052	U		<0.0052	J	U	<0.0052	U		0.016			<0.0061	U		<0.006	J	U
		VMP-10-10-072911	7/29/2011	0.0021	J		<0.0056	U		<0.0056	U		<0.0055	U		<0.0055	U		<0.0055	U		<0.0048	J	U	<0.0064	U		<0.0063	U	
		VMP-10-10-110411	11/4/2011	0.0026	J		<0.0036	U		<0.0036	U		<0.0035	U		0.0031	J		<0.0035	U		0.002	J		<0.0041	U		<0.0041	U	
		VMP-10-10-110411-DUP	11/4/2011	0.0026	J		<0.0036	U		<0.0036	U		<0.0035	U		0.0018	J		<0.0035	U		0.002	J		0.00064	J		<0.0041	U	
		VMP-10-10-012512	1/26/2012	0.0032	J		<0.0035	U		<0.0035	U		<0.0035	U		<0.0035	U		<0.0035	U		0.0035			<0.004	U		<0.004	U	
		VMP-10-10-012512-DUP	1/26/2012	0.0026	J		<0.0037	U		<0.0037	U		<0.0036	U		<0.0036	U		<0.0036	U		0.0025	J		<0.0042	U		<0.0042	U	
		VMP-10-10-041112	4/11/2012	0.002	J		<0.0039	U		<0.0039	U		<0.0038	U		<0.0038	U		<0.0038	U		0.0028	J		0.00091	J		<0.0043	U	
		VMP-10-10-071312	7/13/2012	0.0023	J		<0.0038	U		<0.0038	U		<0.0037	U		<0.0037	U		<0.0037	U		<0.033	J	U	<0.0043	U		<0.0043	U	
		VMP-10-10-101612	10/16/2012	0.0019	J		<0.0064	U		<0.0064	U		<0.0063	U		<0.0063	U		<0.0063	U		<0.055	U		<0.0073	U		<0.0072	U	
		VMP-10-10-012913	1/29/2013	0.0024	J		<0.0051	U		<0.0051	U		<0.005	U		<0.005	U		<0.005	U		0.002	J		<0.0058	U		<0.0057	U	
	20 ft	VMP-10-20-090710	9/7/2010	0.0027	J		<0.0056	U		<0.0056	U		<0.0055	U		<0.0055	U		<0.0055	U		<0.0048	J	U	<0.0064	U		<0.0063	U	
		VMP-10-20-090710-DUP	9/7/2010	0.0033	J		<0.0052	U		<0.0052	U		<0.0051	U		<0.0051	U		<0.0051	U		<0.026		U	<0.006	U		<0.0058	U	
		VMP-10-20-111810	11/17/2010	0.0028	J		<0.0099	U		<0.0099	U		<0.0097	U		<0.0097	U		<0.0097	U		<0.0085	U		<0.011	U		<0.011	U	
		VMP-10-20-111810-Dup	11/17/2010	0.0019	J		<0.005	U		<0.005	U		<0.0049	U		<0.0049	U		<0.0049	U		0.0026	J		<0.0057	U		<0.0056	U	
		VMP-10-20-021111	2/11/2011	0.002	J		<0.0049	U		<0.0049	U		<0.0048	U		<0.0048	U		<0.0048	U		<0.0042	U		<0.0056	U		<0.0055	U	
		VMP-10-20-040611	4/6/2011	0.0021	J		<0.006	U		<0.0059	U		<0.0058	U		<0.0058	U		<0.0058	U		0.0068			<0.0068	U		<0.0067	U	
		VMP-10-20-072911	7/29/2011	0.0023	J		<0.0055	U		<0.0055	U		<0.0054	U		<0.0054	U		<0.0054	U		<0.0047	U		<0.0063	U		<0.0062	U	
		VMP-10-20-110411	11/4/2011	0.0027	J		<0.0036	U		<0.0036	U		<0.0035	U		0.0011	J		<0.0035	U		0.0017	J		<0.0041	U		<0.0041	U	
		VMP-10-20-012612	1/26/2012	0.0024	J		<0.0034	U		<0.0034	U		<0.0033	U		<0.0033	U		<0.0033	U		0.00031	J		<0.0039	U		<0.0038	U	
		VMP-10-20-041212	4/12/2012	0.0023	J		<0.0038	U		<0.0038	U		<0.0037	U		<0.0037	U		<0.0037	U		<0.033	J	U	<0.0043	U		<0.0043	U	
		VMP-10-20-071612	7/16/2012	0.0028	J		<0.0036	U		<0.0036	U		<0.0035	U		<0.0035	U		<0.0035	U		<0.031	J	U	<0.0041	U		<0.0041	U	
		VMP-10-20-101612	10/16/2012	0.0022	J		<0.0064	U		<0.0064	U		<0.0063	U		<0.0063	U		<0.0063	U		<0.055	U		<0.0074	U		<0.0072	U	
		VMP-10-20-012913	1/29/2013	0.0027	J		<0.0056	U		<0.0056	U		<0.0055	U		<0.0055	U		<0.0055	U		<0.048	U		<0.0064	U		<0.0063	U	
	30 ft	VMP-10-30-041212	4/12/2012	0.0035	J		<0.004	U		<0.004	U		<0.0039	U		<0.0039	U		<0.0039	U		<0.034	U		<0.0045	U		<0.0044	U	
		VMP-10-30-071612	7/16/2012	0.0026	J		<0.0035	U		<0.0035	U		<0.0034	U		<0.0034	U		<0.0034	U		<0.03	J	U	<0.004	U		<0.0039	U	
		VMP-10-30-101612	10/16/2012	0.0026	J		<0.0061	U		<0.0061	U		<0.0059	U		<0.0059	U		<0.0059	U		0.0053	J		<0.0069	U		<0.0068	U	
		VMP-10-30-012913	1/29/2013	0.0028	J		<0.0061	U		<0.0061	U		<0.006	U		<0.006	U		<0.006	U		<0.053	U		<0.007	U		<0.0069	U	
VMP-11	5 ft	VMP-11-5-090710	9/7/2010	0.0025	J		<0.005	U		<0.005	U		<0.0049	U		<0.0049	U		<0.0049	U		<0.0043	U		<0.0057	U		<0.0056	U	
		VMP-11-5-112210	11/22/2010	0.0019	J		<0.0052	U		<0.0052	U		<0.0051	U		<0.0051	U		<0.0051	U		<0.0045	U		<0.006	U		<0.0058	U	
		VMP-11-5-021511	2/15/2011	0.0029	J		<0.0046	U		<0.0046	U		<0.0045	U		<0.0045	U		<0.0045	U		0.0011	J		<0.0053	U		<0.0052	U	
		VMP-11-5-040611	4/6/2011	<0.053	U		<0.044	U		<0.044	U		<0.043	U		<0.043	U		<0.043	U		0.0086	J		<0.05	U		<0.049	U	
		VMP-11-5-080711	8/7/2011	<0.073	U		<0.06	U		<0.06	U		<0.059	U		<0.059	U		<0.059	U		<0.052	U		<0.069	U		<0.067	U	
		VMP-11-5-111111	11/11/2011	<0.014	U		<0.012	U		<0.012	U		<0.012	U		<0.012	U		<0.012	U		<0.01	J	U	<0.014	U		<0.013	U	
		VMP-11-5-012612	1/26/2012	0.0024	J		<0.0035	U		<0.0035	U		<0.0035	U		<0.0035	U		<0.0035	U		0.0072			<0.004	U		<0.004	U	
		VMP-11-5-041912	4/19/2012	0.0028	J		<0.004	U		0.00084	J		<0.0039	U		<0.0039	U		<0.0039	U		<0.034	J	U	<0.0045	U		<0.0044	U	
		VMP-11-5-071912	7/16/2012	0.0022	J		<0.0051	U		<0.0051	J	U	<0.005	U		<0.005	U		<0.005	U		<0.044	J	U	<0.0059	U		<0.0058	U	
		VMP-11-5-101612	10/16/2012	0.0022	J		<0.0057	U		<0.0057	U		<0.0056	U		<0.0056	U		<0.0056	U		0.0082	J		<0.0065	U		<0.0064	U	
		VMP-11-5-012913	1/29/2013	<0.36	U		<0.29	U		<0.29	U		<0.28	U		<0.28	U		<0.28	U		0.31	J		<0.33	U		<0.33	U	
	8 ft	VMP-11-8-090810	9/8/2010	0.0038	J		<0.0052	U		<0.0052	U		<0.0051	U		<0.0051	U		<0.0051	U		0.047			<0.006	U		<0.0058	U	
		VMP-11-8-112210	11/22/2010	0.0022	J		<0.0052	U		<0.0052	U		<0.0051	U		<0.0051	U		<0.0051	U		<0.0045	U		<0.006	U		<0.0058	U	
		VMP-11-8-021111	2/11/2011	0.0035	J		<0.005	U		<0.005	U		<0.005	U		<0.005	U		<0.005	U		<0.0043	U		<0.0058	U		<0.0057	U	
		VMP-11-8-021111-DUP	2/11/2011	0.0033	J		<0.0048	U		<0.0048	U		<0.0046	U		<0.0046	U		<0.0046	U		<0.0041	U		<0.0054	U		<0.0053	U	
		VMP-11-8-040611	4/6/2011	<0.027	U		<0.022	U		<0.022	U		<0.022	U		<0.022	U		<0.022	U		<0.019	U		<0.026	U		<0.025	U	
		VMP-11-8-040611-DUP	4/6/2011	<0.024	U		<0.019	U		<0.019	U		<0.019	U		<0.019	U		<0.019	U		0.0027	J		<0.022	U		<0.022	U	
		VMP-11-8-080711	8/7/2011	<0.073	U		<0.06	U		<0.06	U		<0.059	U		<0.059	U		<0.059	U		<0.052	U		<0.069	U		<0.067	U	
		VMP-11-8-111411	11/14/2011	0.0025	J		<0.0036	U		<0.0036	U		<0.0035	U		0.0011	J		<0.0035	U		<0.003	J	U	<0.0041	U		<0.004	U	
		VMP-11-8-012612	1/26/2012	0.0028	J		<0.0035	U		<0.0035	U		<0.0034	U		<0.0034	U		<0.0034	U		0.0029	J		<0.004	U		<0.0039	U	
		VMP-11-8-041912	4/19/2012	0.0028	J		<0.004	U		<0.004	U		<0.0039	U		<0.0039	U		<0.0039	U		<0.034	J	U	<0.0045	U		<0.0044	U	
		VMP-11-8-072012	7/20/2012	0.0027	J		<0.004	U		<0.004	U		<0.0039	U		<0.0039	U		<0.0039	U		0.0047	J		<0.0045	U		<0.0044	U	
		VMP-11-8-101612	10/16/2012	0.0028	J		<0.0058	U		<0.0058	U		<0.0057	U		<0.0057	U		<0.0057	U		0.0093	J		<0.0066	U		<0.0065	U	
		VMP-11-8-101612-Dup	10/16/2012	0.0022	J		<0.0058	U		<0.0058	U		<0.0057	U		<0.0057	U		<0.0057	U		<0.05	J	U	<0.0067	U		<0.0066	U	
		VMP-11-8-012913	1/29/2013	<0.049	U		<0.04	U		<0.04	U		<0.039	U		<0.039	U		<0.039	U		<0.34	U		<0.046	U		<0.045	U	
	29 ft	VMP-11-29-090810	9/8/2010	<0.16	U		<0.13	U		<0.13	U		<0.13	U		<0.13	U		<0.13	U		<0.11	U		<0.15	U		<0.15	U	
		VMP-11-29-112210	11/22/2010	<2.3	U		<1.9	U		<1.9	U		<1.8	U		<1.8	U		<1.8	U		<1.6	U		<2.1	U		<2.1	U	
		VMP-11-29-112210-Dup	11/22/2010	<1.6	U		<1.3	U		<1.3	U		<1.3	U		<1.3	U		<1.3	U		<1.1	U		<1.5	U		<1.4	U	
		VMP-11-29-021411	2/14/2011	0.0041	J		<0.005	U		<0.005	U		<0.005	U		<0.005	U		<0.005	U		<0.0043	U		<0.0058	U		<0.0057	U	
		VMP-11-29-040611	4/6/2011	<0.047	U		<0.038	U		<0.038	U		<0.037	U		<0.037	U		<0.037	U		<0.033	U		<0.044	U		<0.043	U	
		VMP-11-29-082511	8/25/2011	0.0023	J		<0.0056	U		<0.0056	U		<0.0055	U		<0.0055	U		<0.0055	U		0.0021	J		<0.0064	U		<0.0063	U	
		VMP-11-29-082511-Dup	8/25/2011	0.0023	J		<0.0056	U		<0.0056	U		<0.0055	U		<0.0055	U		<0.0055	U		<0.0048	J	U	<0.0064	U		<0.0063	U	
		VMP-11-29-111411	11/14/2011	0.0019	J		<0.0035	U		<0.0035	U		<0.0035	U		<0.0035	U		<0.0035	U		<0.003	J	U	<0.004	U		<0.004	U	
		VMP-11-29-012612	1/26/2012	0.0025	J		<0.0034	U		<0.0034	U		<0.0033	U		<0.0033	U		<0.0033	U		<0.0029	U		<0.0039	U		<0.0038	U	
		VMP-11-29-042712	4/27/2012	0.0022	J		<0.0035	U		<0.0035	U		<0.0035	U		<0.0035	U		<0.0035	U		0.0021	J		<0.004	U		<0.004	U	
		VMP-11-29-072012	7/23/2012	0.0024	J		<0.0035	U		<0.0035	U		<0.0035	U		<0.0035	U		<0.0035	U		0.002	J		<0.004	U		<0.004	U	
		VMP-11-29-101612	10/16/2012	0.0024	J		<0.006	U		<0.006	U		<0.0059	U		<0.0059	U		<0.0059	U		<0.051	U		<0.0068	U		<0.0067	U	
		VMP-11-29-012913	1/29/2013	0.003	J		<0.0058	U		<0.0058	U		<0.0057	U		<0.0057	U		<0.0057	U		<0.05	J	U	<0.0067	U		<0.0066	U	
	38 ft	VMP-11-38-042312	4/23/2012	<0.32	U		<0.26	U		<0.26	U		<0.26	U		<0.26	U		<0.26	U		<0.23	U		<0.3	U		<0.3	U	
		VMP-11-38-042312-Dup	4/23/2012	<1.1	U		<0.93	U		<0.93	U		<0.91	U		<0.91	U		<0.91	U		<0.8	U		<1	U		<1	U	
		VMP-11-38-072312	7/23/2012	<0.54	U		<0.44	U		<0.44	U		<0.43	U		<0.43	U		<0.43	U		<0.38	U		<0.5	U		<0.49	U	
		VMP-11-38-101612	10/16/2012	0.0026	J		<0.0061	U		<0.0061	U		<0.0059	U		<0.0059	U		<0.0059	U		<0.052	U		<0.0069	U		<0.0068	U	
		VMP-11-38-013013	1/30/2013	0.0028	J		<0.0056	U		<0.0056	U		<0.0055	U		<0.0055	U		<0.0055	U		<0.048	J	U	<0.0064	U		<0.0063	U	

SEE LAST PAGE OF TABLE FOR NOTES

TABLE 6
CUMULATIVE SUMMARY OF SOIL VAPOR ANALYTICAL DETECTIONS AND SCREENING RESULTS: PUBLIC WORKS YARD AND WRR - VOCS

Location	Depth	Sample ID	Sample Date	Dichlorodifluoromethane			1,1-Dichloroethane			1,2-Dichloroethane			1,1-Dichloroethene			cis-1,2-Dichloroethene			trans-1,2-Dichloroethene			Dichloromethane (Methylene			1,2-Dichloropropane			cis-1,3-Dichloropropene		
							4200			0.81			1600			1100000			510			45			0.46			6.2		
				Result (mg/m^3)	Lab Quals	URS Quals	Result (mg/m^3)	Lab Quals	URS Quals	Result (mg/m^3)	Lab Quals	URS Quals	Result (mg/m^3)	Lab Quals	URS Quals	Result (mg/m^3)	Lab Quals	URS Quals	Result (mg/m^3)	Lab Quals	URS Quals	Result (mg/m^3)	Lab Quals	URS Quals	Result (mg/m^3)	Lab Quals	URS Quals	Result (mg/m^3)	Lab Quals	URS Quals
VMP-12	5 ft	VMP-12-5-090310	9/3/2010	<6.6	U		<5.4	U		<5.4	U		<5.3	U		<5.3	U		<5.3	U		<4.7	U		<6.2	U		<6.1	U	
		VMP-12-5-120310	12/3/2010	<66	U		<54	U		<54	U		<53	U		<53	U		<53	U		<46	U		<61	U		<60	U	
		VMP-12-5-021511	2/15/2011	<3	U		<2.5	U		<2.5	U		<2.4	U		<2.4	U		<2.4	U		<2.1	U		<2.8	U		<2.8	U	
		VMP-12-5-041911	4/19/2011	<22	U		<18	U		<18	U		<18	U		<18	U		<18	U		<16	U	UJ	<21	U		<20	U	
		VMP-12-5-080411	8/4/2011	<5.7	U		<4.7	U		<4.7	U		<4.6	U		<4.6	U		<4.6	U		<4	U		<5.3	U		<5.2	U	
		VMP-12-5-111611	11/16/2011	<0.004	U	UJ	<0.0033	U		<0.0033	U		<0.0032	U		<0.0032	U		<0.0032	U		0.0026	J		<0.0038	U		<0.0037	U	
		VMP-12-5-012412	1/24/2012	<0.045	U		<0.037	U		<0.037	U		<0.036	U		<0.036	U		<0.036	U		0.011	J		<0.042	U		<0.042	U	
		VMP-12-5-041912	4/19/2012	0.0029	J		<0.0037	U		<0.0037	U		<0.0036	U		<0.0036	U		<0.0036	U		<0.032	J	U	<0.0042	U		<0.0042	U	
		VMP-12-5-072612	7/26/2012	0.0032	J		<0.0039	U		<0.0039	U		<0.0039	U		<0.0039	U		<0.0039	U		0.0074	J		<0.0045	U		<0.0044	U	
		VMP-12-5-072612-Dup	7/26/2012	0.0059			<0.0036	U		<0.0036	U		<0.0035	U		<0.0035	U		<0.0035	U		0.045			<0.0041	U		<0.004	U	
		VMP-12-5-102412	10/24/2012	0.0024	J		<0.0061	U		<0.0061	U		<0.0059	U		<0.0059	U		<0.0059	U		<0.052	U		<0.0069	U		<0.0068	U	
		VMP-12-5-021813	2/18/2013	0.0028	J		<0.0054	U		<0.0054	U		<0.0053	U		<0.0053	U		<0.0053	U		0.0019	J		<0.0062	U		<0.0061	U	
	11.5 ft	VMP-12-11.5-090310	9/3/2010	<8.5	U		<7	U		<7	U		<6.8	U		<6.8	U		<6.8	U		<6	U		<8	U		<7.8	U	
		VMP-12-11.5-120310	12/3/2010	<7.4	U		<6	U		<6	U		<5.9	U		<5.9	U		<5.9	U		<5.2	U		<6.9	U		<6.8	U	
		VMP-12-11.5-021511	2/15/2011	<6.6	U		<5.4	U		<5.4	U		<5.3	U		<5.3	U		<5.3	U		<4.6	U		<6.2	U		<6.1	U	
		VMP-12-11.5-021511-DUP	2/15/2011	<5.7	U		<4.7	U		<4.7	U		<4.6	U		<4.6	U		<4.6	U		<4	U		<5.3	U		<5.2	U	
		VMP-12-11.5-041911	4/19/2011	<20	U		<16	U		<16	U		<16	U		<16	U		<16	U		<14	U	UJ	<19	U		<18	U	
		VMP-12-11.5-080411	8/4/2011	<7	U		<5.7	U		<5.7	U		<5.6	U		<5.6	U		<5.6	U		<4.9	U		<6.5	U		<6.4	U	
		VMP-12-11.5-111611	11/16/2011	<0.056	U	UJ	<0.046	U		<0.046	U		<0.045	U		<0.045	U		<0.045	U		<0.039	U		<0.052	U		<0.051	U	
		VMP-12-11.5-012412	1/24/2012	<0.52	U		<0.42	U		<0.42	U		<0.42	U		<0.42	U		<0.42	U		0.096	J		<0.48	U		<0.48	U	
		VMP-12-11.5-041912	4/19/2012	<0.047	U		<0.039	U		<0.039	U		<0.038	U		<0.038	U		<0.038	U		0.0081	J		<0.044	U		<0.043	U	
		VMP-12-11.5-082012	8/20/2012	0.004	J	J	<0.0061	U		<0.0061	U		<0.006	U		<0.006	U		<0.006	U		0.0016	J		<0.007	U		<0.0069	U	
		VMP-12-11.5-102612	10/26/2012	0.0022	J		<0.0058	U		<0.0058	U		<0.0057	U		<0.0057	U		<0.0057	U		<0.05	U		<0.0067	U		<0.0066	U	
		VMP-12-11.5-021813	2/18/2013	0.0023	J		<0.0058	U		<0.0058	U		<0.0057	U		<0.0057	U		<0.0057	U		<0.05	U		<0.0067	U		<0.0066	U	
	25 ft	VMP-12-25-090310	9/3/2010	<11	U		<8.9	U		<8.9	U		<8.7	U		<8.7	U		<8.7	U		<7.6	U		<10	U		<10	U	
		VMP-12-25-120310	12/3/2010	<0.54	U		<0.44	U		<0.44	U		<0.43	U		<0.43	U		<0.43	U		<0.38	U		<0.5	U		<0.49	U	
		VMP-12-25-021511	2/15/2011	<13	U		<11	U		<11	U		<10	U		<10	U		<10	U		<9.2	U		<12	U		<12	U	
		VMP-12-25-041911	4/19/2011	<21	U		<18	U		<18	U		<17	U		<17	U		<17	U		<15	U	UJ	<20	U		<20	U	
		VMP-12-25-080411	8/4/2011	<14	U		<11	U		<11	U		<11	U		<11	U		<11	U		<9.6	U		<13	U		<12	U	
		VMP-12-25-111611	11/16/2011	<16	U	UJ	<13	U		11	J		<12	U		<12	U		<12	U		9.6	J		<14	U		<14	U	
		VMP-12-25-012412	1/24/2012	<5.9	U		<4.8	U		<4.8	U		<4.8	U		<4.8	U		<4.8	U		<4.2	U		<5.5	U		<5.4	U	
		VMP-12-25-012412-DUP	1/24/2012	<43	U		<35	U		<35	U		<35	U		<35	U		<35	U		5.8	J		<40	U		<40	U	
		VMP-12-25-041912	4/19/2012	<4.5	U		<3.7	U		<3.7	U		<3.6	U		<3.6	U		<3.6	U		3.3			<4.2	U		<4.2	U	
		VMP-12-25-072712	7/27/2012	<5	U		<4.1	U		<4.1	U		<4	U		<4	U		<4	U		1	J		<4.6	U		<4.6	U	
		VMP-12-25-072712-Dup	7/27/2012	<5	U		<4.1	U		<4.1	U		<4	U		<4	U		<4	U		0.49	J		<4.6	U		<4.6	U	
		VMP-12-25-102512	10/25/2012	<2.1	U		<1.8	U		<1.8	U		<1.7	U		<1.7	U		<1.7	U		0.16	J		<2	U		<2	U	
		VMP-12-25-021513	2/15/2013	<4	U		<3.2	U		<3.2	U		<3.2	U		<3.2	U		<3.2	U		1.8	J	J	14		J	<3.6	U	
	39 ft	VMP-12-39-041911	4/19/2011	<21	U		<17	U		<17	U		<17	U		<17	U		<17	U		<15	U	UJ	<19	U		<19	U	
		VMP-12-39-012412	1/24/2012	<43	U		<35	U		<35	U		<35	U		<35	U		<35	U		6.4	J		<40	U		<40	U	
		VMP-12-39-041912	4/19/2012	<22	U		<18	U		<18	U		<17	U		<17	U		<17	U		3.8	J		<20	U		<20	U	
		VMP-12-39-072612	7/26/2012	<9.9	U		<8.1	U		<8.1	U		<8	U		<8	U		<8	U		2.7	J		<9.3	U		<9.1	U	
		VMP-12-39-102412	10/24/2012	<26	U		<21	U		<21	U		<21	U		<21	U		<21	U		7.1	J		<24	U		<24	U	
		VMP-12-39-021513	2/15/2013	<12	U		<9.8	U		<9.8	U		1	J		<9.6	U		<9.6	U		9.5			21			<11	U	
VMP-13	5 ft	VMP-13-5-091310	9/13/2010	<0.044	U		<0.036	U		<0.036	U		<0.035	U		<0.035	U		<0.035	U		<0.03	U		<0.041	U		<0.04	U	
		VMP-13-5-120110	12/1/2010	0.0032	J		<0.0047	U		<0.0047	U		<0.0046	U		<0.0046	U		<0.0046	U		<0.004	U		<0.0054	U		<0.0053	U	
		VMP-13-5-021811	2/18/2011	0.0024	J		<0.0056	U		<0.0056	U		<0.0055	U		<0.0055	U		<0.0055	U		<0.0048	U		<0.0064	U		<0.0063	U	
		VMP-13-5-040511	4/5/2011	<0.014	U		<0.011	U		<0.011	U		<0.011	U		<0.011	U		<0.011	U		0.0082	J		<0.013	U		<0.012	U	
		VMP-13-5-080911	8/9/2011	0.0027	J		<0.012	U		<0.012	U		<0.012	U		<0.012	U		<0.012	U		0.0085	J		<0.014	U		<0.013	U	
		VMP-13-5-080911-DUP	8/9/2011	0.003	J		<0.011	U		<0.011	U		<0.01	U		<0.01	U		<0.01	U		0.004	J		<0.012	U		<0.012	U	
		VMP-13-5-111411	11/14/2011	0.002	J		<0.0037	U		<0.0037	U		<0.0036	U		<0.0036	U		<0.0036	U		<0.0032	J	U	<0.0042	U		<0.0042	U	
		VMP-13-5-012712	1/27/2012	<0.038	U		<0.031	U		<0.031	U		<0.031	U		<0.031	U		<0.031	U		0.0072	J	J	<0.036	U		<0.035	U	
		VMP-13-5-042012	4/20/2012	0.0028	J		<0.0036	U		<0.0036	U		<0.0035	U		<0.0035	U		<0.0035	U		<0.031	U		<0.0041	U		<0.0041	U	
		VMP-13-5-071912	7/19/2012	0.0028	J		<0.0038	U		0.0011	J		<0.0037	U		<0.0037	U		<0.0037	U		<0.032	J	U	<0.0043	U		<0.0042	U	
		VMP-13-5-071912-Dup	7/19/2012	0.0032	J		<0.0038	U		0.0008	J		<0.0037	U		<0.0037	U		<0.0037	U		<0.032	J	U	<0.0043	U		<0.0042	U	
		VMP-13-5-100912	10/9/2012	0.0025	J		<0.0058	U		<0.0058	U		<0.0057	U		<0.0057	U		<0.0057	U		0.0028	J		<0.0067	U		<0.0066	U	
		VMP-13-5-012913	1/29/2013	0.0034	J		<0.0063	U		<0.0063	U		<0.0062	U		<0.0062	U		<0.0062	U		<0.054	U		<0.0072	U		<0.007	U	
	10.5 ft	VMP-13-10.5-091310	9/13/2010	0.0032	J		<0.013	U		<0.013	U		<0.013	U		<0.013	U		<0.013	U		<0.011	U		<0.015	U		<0.015	U	
		VMP-13-10.5-091310-Dup	9/13/2010	0.0034	J		<0.013	U		<0.013	U		<0.012	U		<0.012	U		<0.012	U		<0.011	U		<0.015	U		<0.014	U	
		VMP-13-10.5-120110	12/1/2010	0.003	J		<0.0052	U		<0.0052	U		<0.0051	U		<0.0051	U		<0.0051	U		<0.0045	U		<0.006	U		<0.0059	U	
		VMP-13-10.5-120110-DUP	12/1/2010	0.0032	J		<0.0055	U		<0.0055	U		<0.0054	U		<0.0054	U		<0.0054	U		<0.0047	U		<0.0062	U		<0.0061	U	
		VMP-13-10.5-021811	2/18/2011	<2.6	U		<2.2	U		<2.2	U		<2.1	U		<2.1	U		<2.1	U		<1.8	U		<2.5	U		<2.4	U	
		VMP-13-10.5-021811-DUP	2/18/2011	<2.5	U		<2.1	U		<2.1	U		<2	U		<2	U		<2	U		<1.8	U		<2.4	U		<2.3	U	
		VMP-13-10.5-040511-DUP	4/5/2011	0.0021	J		<0.0056	U		<0.0056	U		<0.0055	U		<0.0055	U		<0.0055	U		<0.0048	J	U	<0.0064	U		<0.0063	U	
		VMP-13-10.5-080911	8/9/2011	<0.15	U		<0.12	U		<0.12	U		<0.12	U		<0.12	U		<0.12	U		<0.1	U		<0.14	U		<0.14	U	
		VMP-13-10.5-111411	11/14/2011	0.002	J		<0.0036	U		<0.0036	U		<0.0035	U		<0.0035	U		<0.0035	U		0.0044			<0.0041	U		<0.004	U	
		VMP-13-10.5-012712	1/26/2012	0.0024	J		<0.0099	U		<0.0099	U		<0.0097	U		<0.0097	U		<0.0097	U		<0.0085	U		<0.011	U		<0.011	U	
		VMP-13-10.5-012712-DUP	1/26/2012	<0.017	U		<0.014	U		<0.014	U		<0.014	U		<0.014	U		<0.014	U		<0.012	U		<0.016	U		<0.016	U	
		VMP-13-10.5-042012	4/20/2012	0.003	J		<0.0035	U		<0.0035	J	U	<0.0035	U		<0.0035	U		<0.0035	U		0.0016	J		0.0011	J		<0.004	U	
		VMP-13-10.5-071912	7/19/2012	0.0031	J		<0.0038	U		<0.0038	U		<0.0037	U		<0.0037	U		<0.0037	U		<0.032	J	U	<0.0043	U		<0.0042	U	
		VMP-13-10.5-100912	10/9/2012	0.0024	J		<0.005	U		<0.005	U		<0.0049	U		<0.0049	U		<0.0049	U		0.0022	J		<0.0057	U		<0.0056	U	
		VMP-13-10.5-100912-Dup	10/9/2012	0.002	J		<0.006	U		<0.006	U		<0.0059	U		<0.0059	U		<0.0059	U		0.0043	J		<0.0068	U		<0.0067	U	
		VMP-13-10.5-013013	1/30/2013	0.0022	J		<0.0051	U		<0.0051	U		<0.005	U		<0.005	U		<0.005	U		<0.044	U		<0.0058	U		<0.0057	U	
	21.5 ft	VMP-13-21.5-091310	9/13/2010	<12	U		<9.8	U		<9.8	U		<9.6	U		<9.6	U		<9.6	U		9.2			<11	U		<11	U	
		VMP-13-21.5-120110	12/1/2010	<23	U		<19	U		<19	U		<18	U		<18	U		<18	U		28			<22	U		<21	U	
		VMP-13-21.5-021811	2/18/2011	<3.5	U		<2.8	U		<2.8	U		<2.8	U		<2.8	U		<2.8	U		0.51	J		<3.2	U		<3.2	U	
		VMP-13-21.5-040511	4/5/2011	<5	U		<4.1	U		<4.1	U		<4	U		<4	U		<4	U		2.3	J		<4.7	U		<4.6	U	
		VMP-13-21.5-080911	8/9/2011	<0.62	U		<0.51	U		<0.51	U		<0.5	U		<0.5	U		<0.5	U		<0.44	U		<0.58	U		<0.57	U	
		VMP-13-21.5-111411	11/14/2011	<2.8	U		<2.3	U		1.4	J		<2.3	U		<2.3	U		<2.3	U		<2	U		<2.6	U		<2.6	U	
		VMP-13-21.5-111411-DUP	11/14/2011	<2.8	U		<2.3	U		1.6	J		<2.3	U		<2.3	U		<2.3	U		<2	U		<2.6	U		<2.6	U	
		VMP-13-21.5-012712	1/27/2012	<0.66	U		<0.54	U		<0.54	U		<0.53	U		<0.53	U		<0.53	U		0.094	J	J	<0.62	U		<0.61	U	
		VMP-13-21.5-042012	4/20/2012	<0.074	U		<0.06	U		<0.06	U		<0.059	U		<0.059	U		<0.059	U		0.028	J		0.015	J		<0.068	U	
		VMP-13-21.5-071912	7/19/2012	0.0025	J		<0.0038	U		<0.0038	U		<0.0037	U		<0.0037	U		<0.0037	U		0.0044	J		0.00065	J		<0.0042	U	
		VMP-13-21.5-100912	10/9/2012	0.0025	J		<0.0061	U		<0.0061	U		<0.006	U		<0.006	U		<0.006	U		0.0012	J		<0.007	U		<0.0069	U	
		VMP-13-21.5-013013	1/30/2013	0.0022	J		<0.006	U		<0.006	U		<0.0059	U		<0.0059	U		<0.0059	U		<0.051	J	U	<0.0068	U		<0.0067	U	
	29.5 ft	VMP-13-29.5-021811	2/18/2011	<110	U		<87	U		<87	U		<86	U		<86	U		<86	U		<75	U		<100	U		<98	U	
		VMP-13-29.5-040511	4/5/2011	<69	U		<57	U		<57	U		<56	U		<56	U		<56	U		<49	U		<65	U		<64	U	
		VMP-13-29.5-013012	1/30/2012	<2.1	U		<1.7	U		<1.7	U		<1.7	U		<1.7	U		<1.7	U		<1.5	U		<2	U		<1.9	U	
		VMP-13-29.5-042012	4/20/2012	<2.8	U		<2.3	U		<2.3	U		<2.2	U		<2.2	U		<2.2	U		0.59	J		<2.6	U		<2.5	U	
		VMP-13-29.5-071912	7/19/2012	<8	U		<6.5	U		<6.5	U		<6.4	U		<6.4	U		<6.4	U		<5.6	U		<7.4	U		<7.3	U	
		VMP-13-29.5-100912	10/9/2012	<7.5	U		<6.1	U		<6.1	U		<6	U		<6	U		<6	U		<5.3	U		<7	U		<6.9	U	
		VMP-13-29.5-013013	1/30/2013	<3.2	U		<2.6	U		<2.6	U		<2.5	U		<2.5	U		<2.5	U		1.7	J		<3	U		<2.9	U	

TABLE 6
CUMULATIVE SUMMARY OF SOIL VAPOR ANALYTICAL DETECTIONS AND SCREENING RESULTS: PUBLIC WORKS YARD AND WRR - VOCS

Location	Depth	Sample ID	Sample Date	Dichlorodifluoromethane			1,1-Dichloroethane			1,2-Dichloroethane			1,1-Dichloroethene			cis-1,2-Dichloroethene			trans-1,2-Dichloroethene			Dichloromethane (Methylene			1,2-Dichloropropane			cis-1,3-Dichloropropene		
							4200			0.81			1600			1100000			510			45			0.46			6.2		
				Result (mg/m^3)	Lab Quals	URS Quals	Result (mg/m^3)	Lab Quals	URS Quals	Result (mg/m^3)	Lab Quals	URS Quals	Result (mg/m^3)	Lab Quals	URS Quals	Result (mg/m^3)	Lab Quals	URS Quals	Result (mg/m^3)	Lab Quals	URS Quals	Result (mg/m^3)	Lab Quals	URS Quals	Result (mg/m^3)	Lab Quals	URS Quals	Result (mg/m^3)	Lab Quals	URS Quals
VMP-14	5 ft	VMP 14-5-091010	9/10/2010	<0.31	U		<0.25	U		<0.25	U		<0.24	U		<0.24	U		<0.24	U		<0.22	U		<0.29	U		<0.28	U	
		VMP-14-5-120110	12/1/2010	0.0025	J		<0.0048	U		<0.0048	U		<0.0048	U		<0.0048	U		<0.0048	U		<0.0042	U		<0.0055	U		<0.0054	U	
		VMP-14-5-021711	2/17/2011	0.0023	J		<0.0053	U		<0.0053	U		<0.0052	U		<0.0052	U		<0.0052	U		<0.0046	U		<0.0061	U		<0.006	U	
		VMP-14-5-040511	4/5/2011	0.0023	J		<0.0054	U		<0.0054	U		<0.0053	U		<0.0053	U		<0.0053	U		0.0022	J		<0.0062	U		<0.0061	U	
		VMP-14-5-080811	8/8/2011	<6.9	U		<5.7	U		<5.7	U		<5.6	U		<5.6	U		<5.6	U		<4.9	U		<6.5	U		<6.4	U	
		VMP-14-5-111411	11/14/2011	<0.017	U		<0.014	U		<0.014	U		<0.014	U		<0.014	U		<0.014	U		<0.012	U		<0.016	U		<0.016	U	
		VMP-14-5-042012	4/20/2012	0.0025	J		<0.0035	U		0.00037	J		<0.0034	U		<0.0034	U		<0.0034	U		<0.03	J	U	<0.004	U		<0.0039	U	
		VMP-14-5-072312	7/23/2012	0.0028	J		<0.0042	U		<0.0042	U		<0.0041	U		<0.0041	U		<0.0041	U		0.003	J		<0.0048	U		<0.0047	U	
		VMP-14-5-101012	10/10/2012	0.0024	J		<0.0058	U		<0.0058	U		<0.0057	U		<0.0057	U		<0.0057	U		0.0033	J		<0.0067	U		<0.0066	U	
		VMP-14-5-013113	1/31/2013	0.0024	J		<0.0054	U		<0.0054	U		<0.0053	U		<0.0053	U		<0.0053	U		<0.047	J	U	<0.0062	U		<0.0061	U	
	11.5 ft	VMP 14-11.5-091010	9/10/2010	<4.7	U		<3.9	U		<3.9	U		<3.8	U		<3.8	U		<3.8	U		<3.3	U		<4.4	U		<4.3	U	
		VMP-14-11.5-120110	12/2/2010	<0.42	U		<0.34	U		<0.34	U		<0.33	U		<0.33	U		<0.33	U		1.2			<0.39	U		<0.38	U	
		VMP-14-11.5-120110-DUP	12/2/2010	<0.38	U		<0.31	U		<0.31	U		<0.3	U		<0.3	U		<0.3	U		1.9			<0.35	U		<0.34	U	
		VMP-14-11.5-021711	2/17/2011	<0.14	U		<0.11	U		<0.11	U		<0.11	U		<0.11	U		<0.11	U		<0.096	U		<0.13	U		<0.12	U	
		VMP-14-11.5-021711-DUP	2/17/2011	<0.14	U		<0.11	U		<0.11	U		<0.11	U		<0.11	U		<0.11	U		<0.096	U		<0.13	U		<0.12	U	
		VMP-14-11.5-040511	4/5/2011	<0.022	U		<0.018	U		<0.018	U		<0.018	U		<0.018	U		<0.018	U		<0.016	U		<0.021	U		<0.02	U	
		VMP-14-11.5-080811	8/8/2011	<0.69	U		<0.56	U		<0.56	U		<0.55	U		<0.55	U		<0.55	U		<0.48	U		<0.64	U		<0.63	U	
		VMP-14-11.5-111511	11/15/2011	<1.1	U		<0.87	U		0.89			<0.86	U		<0.86	U		<0.86	U		<0.75	U		<1	U		<0.98	U	
		VMP-14-11.5-012612	1/26/2012	<4.4	U		<3.6	U		<3.6	U		<3.5	U		<3.5	U		<3.5	U		<3	U		<4.1	U		<4	U	
		VMP-14-11.5-042312	4/23/2012	0.0023	J		<0.0037	U		0.00076	J		<0.0036	U		<0.0036	U		<0.0036	U		0.0018	J		<0.0042	U		<0.0042	U	
		VMP-14-11.5-042312-Dup	4/23/2012	0.0014	J		<0.0037	U		<0.0037	U		<0.0036	U		<0.0036	U		<0.0036	U		<0.032	J	U	<0.0042	U		<0.0042	U	
		VMP-14-11.5-072512	7/25/2012	<1.6	U		<1.3	U		<1.3	U		<1.3	U		<1.3	U		<1.3	U		<1.1	U		<1.5	U		<1.4	U	
		VMP-14-11.5-101012	10/10/2012	0.0023	J		<0.0056	U		<0.0056	U		<0.0055	U		<0.0055	U		<0.0055	U		0.0052	J		<0.0064	U		<0.0063	U	
		VMP-14-11.5-013113	1/31/2013	0.0028	J		<0.0052	U		<0.0052	U		<0.0051	U		<0.0051	U		<0.0051	U		<0.045	U		<0.006	U		<0.0058	U	
	20 ft	VMP 14-20-091010	9/10/2010	<72	U		<59	U		<59	U		<58	U		<58	U		<58	U		18	J		<67	U		<66	U	
		VMP-14-20-091010-Dup	9/10/2010	<75	U		<61	U		<61	U		<60	U		<60	U		<60	U		<52	U		<70	U		<68	U	
		VMP-14-20-120110	12/2/2010	<190	U		<160	U		<160	U		<160	U		<160	U		<160	U		160			<180	U		<180	U	
		VMP-14-20-021811	2/18/2011	<110	U		<90	U		<90	U		<88	U		<88	U		<88	U		<77	U		<100	U		<100	U	
		VMP-14-20-040511	4/5/2011	<47	U		<38	U		<38	U		<38	U		<38	U		<38	U		<33	U		<44	U		<43	U	
		VMP-14-20-080811	8/8/2011	<17	U		<14	U		<14	U		<14	U		<14	U		<14	U		<12	U		<16	U		<16	U	
		VMP-14-20-111511	11/15/2011	<88	U		<72	U		<72	U		<70	U		<70	U		<70	U		<62	U		<82	U		<81	U	
		VMP-14-20-012612	1/26/2012	<8.6	U		<7.1	U		<7.1	U		<6.9	U		<6.9	U		<6.9	U		1.9	J	J	<8.1	U		<7.9	U	
		VMP-14-20-042312	4/23/2012	<4.7	U		<3.9	U		<3.9	U		<3.8	U		<3.8	U		<3.8	U		<3.3	U		<4.4	U		<4.3	U	
		VMP-14-20-072512	7/25/2012	<7.5	U		<6.2	U		<6.2	U		<6	U		<6	U		<6	U		<5.3	U		<7	U		<6.9	U	
		VMP-14-20-101612	10/16/2012	<35	U		<28	U		<28	U		<28	U		<28	U		<28	U		2.6	J		<32	U		<32	U	
		VMP-14-20-013113	1/31/2013	<12	U		<10	U		<10	U		<10	U		<10	U		<10	U		7.7	J		<12	U		<11	U	
	29 ft	VMP-14-29-021811	2/18/2011	<160	U		<130	U		<130	U		<130	U		<130	U		<130	U		<110	U		<150	U		<140	U	
		VMP-14-29-040511	4/5/2011	<140	U		<110	U		<110	U		<110	U		<110	U		<110	U		<96	U		<130	U		<120	U	
		VMP-14-29-012612	1/26/2012	<160	U		<130	U		<130	U		<120	U		<120	U		<120	U		<110	U		<140	U		<140	U	
		VMP-14-29-042312	4/23/2012	<55	U		<45	U		<45	U		<44	U		<44	U		<44	U		<39	U		<52	U		<51	U	
		VMP-14-29-072512	7/25/2012	<58	U		<48	U		<48	U		<46	U		<46	U		<46	U		<41	U		<54	U		<53	U	
		VMP-14-29-101612	10/16/2012	<87	U		<71	U		<71	U		<70	U		<70	U		<70	U		<61	U		<81	U		<80	U	
		VMP-14-29-013113-DUP	1/31/2013	<120	U		<96	U		<96	U		<94	U		<94	U		<94	U		<820	U	UJ	<110	U		<110	U	
		VMP-14-29-013113	1/31/2013	<49	U		<40	U		<40	U		<39	U		<39	U		<39	U		7.7	J	J	<46	U		<45	U	
VMP-15	5 ft	VMP 15-5-091410	9/14/2010	0.002	J		<0.0051	U		<0.0051	U		<0.005	U		<0.005	U		<0.005	U		0.001	J		<0.0058	U		<0.0057	U	
		VMP-15-5-113010	11/30/2010	<0.15	U		<0.12	U		<0.12	U		<0.12	U		<0.12	U		<0.12	U		<0.1	U		<0.14	U		<0.14	U	
		VMP-15-5-021611	2/16/2011	<0.14	U		<0.11	U		<0.11	U		<0.11	U		<0.11	U		<0.11	U		0.091	J		<0.13	U		<0.13	U	
		VMP-15-5-042011	4/20/2011	<0.33	U		<0.27	U		<0.27	U		<0.26	U		<0.26	U		<0.26	U		<0.23	U		<0.3	U		<0.3	U	
		VMP-15-5-080811	8/8/2011	0.0026	J		<0.006	U		<0.006	J	U	<0.0059	U		<0.0059	U		<0.0059	U		0.012			<0.0069	U		<0.0067	J	U
		VMP-15-5-111511	11/15/2011	<0.0082	U		<0.0067	U		<0.0067	U		<0.0066	U		<0.0066	U		<0.0066	U		<0.0058	J	U	<0.0077	U		<0.0075	U	
		VMP-15-5-020112	2/1/2012	<0.042	U		<0.035	U		<0.035	U		<0.034	U		<0.034	U		<0.034	U		<0.03	U		<0.04	U		<0.039	U	
		VMP-15-5-042412	4/24/2012	<0.043	U		<0.035	U		<0.035	U		<0.035	U		<0.035	U		<0.035	U		<0.03	U		<0.04	U		<0.04	U	
		VMP-15-5-072512	7/25/2012	0.0029	J		<0.004	U		<0.004	U		<0.0039	U		<0.0039	U		<0.0039	U		0.0044	J		<0.0046	U		<0.0045	U	
		VMP-15-5-102512	10/25/2012	0.0024	J		<0.006	U		<0.006	U		<0.0059	U		<0.0059	U		<0.0059	U		0.0042	J		<0.0069	U		<0.0067	U	
		VMP-15-5-020513	2/5/2013	0.002	J		<0.0058	U		<0.0058	U		<0.0057	U		<0.0057	U		<0.0057	U		<0.05	J	U	<0.0067	U		<0.0066	U	
	21.5 ft	VMP 15-21.5-091410	9/14/2010	<0.68	U		<0.55	U		<0.55	U		<0.54	U		<0.54	U		<0.54	U		<0.48	U		<0.63	U		<0.62	U	
		VMP-15-21.5-113010	11/30/2010	<0.79	U		<0.65	U		<0.65	U		<0.64	U		<0.64	U		<0.64	U		<0.56	U		<0.74	U		<0.73	U	
		VMP-15-21.5-021611	2/16/2011	<0.55	U		<0.45	U		<0.45	U		<0.44	U		<0.44	U		<0.44	U		<0.39	U		<0.52	U		<0.51	U	
		VMP-15-21.5-042011	4/20/2011	<0.87	U		<0.71	U		<0.71	U		<0.7	U		<0.7	U		<0.7	U		<0.61	U		<0.81	U		<0.8	U	
		VMP-15-21.5-080811	8/8/2011	<0.7	U		<0.57	U		<0.57	U		<0.56	U		<0.56	U		<0.56	U		0.58			<0.65	U		<0.64	U	
		VMP-15-21.5-111511	11/15/2011	<0.56	U	UJ	<0.46	U		<0.46	U		<0.45	U		<0.45	U		<0.45	U		<0.39	U		<0.52	U		<0.51	U	
		VMP-15-21.5-020112	2/1/2012	<0.42	U		<0.34	U		<0.34	U		<0.33	U		<0.33	U		<0.33	U		<0.29	U		<0.39	U		<0.38	U	
		VMP-15-21.5-042412	4/24/2012	<0.18	U		<0.15	U		<0.15	U		<0.14	U		<0.14	U		<0.14	U		<0.13	U		<0.17	U		<0.17	U	
		VMP-15-21.5-072512	7/25/2012	<0.66	U		<0.54	U		<0.54	U		<0.52	U		<0.52	U		<0.52	U		0.31	J		<0.61	U		<0.6	U	
		VMP-15-21.5-102512	10/25/2012	<1.1	U		<0.88	U		<0.88	U		<0.86	U		<0.86	U		<0.86	U		<0.75	U		<1	U		<0.98	U	
		VMP-15-21.5-102512-Dup	10/25/2012	<1.1	U		<0.9	U		<0.9	U		<0.88	U		<0.88	U		<0.88	U		<0.77	U		<1	U		<1	U	
		VMP-15-21.5-020713	2/7/2013	<0.027	U		<0.022	U		<0.022	U		<0.022	U		<0.022	U		<0.022	U		<0.19	U		<0.025	U		<0.025	U	
	25.5 ft	VMP 15-25.5-091410	9/14/2010	0.002	J		<0.0052	U		<0.0052	U		<0.0051	U		<0.0051	U		<0.0051	U		0.0026	J		<0.006	U		<0.0058	U	
		VMP-15-25.5-021611	2/16/2011	<0.085	U		<0.07	U		<0.07	U		<0.068	U		<0.068	U		<0.068	U		<0.06	U		<0.079	U		<0.078	U	
		VMP-15-25.5-042011	4/20/2011	<0.07	U		<0.057	U		<0.057	U		<0.056	U		<0.056	U		<0.056	U		<0.049	U	UJ	<0.065	U		<0.064	U	
		VMP-15-25.5-042011-DUP	4/20/2011	<0.065	U		<0.053	U		<0.053	U		<0.052	U		<0.052	U		<0.052	U		0.15		J	<0.061	U		<0.06	U	
		VMP-15-25.5-080811	8/8/2011	<0.07	U		<0.057	U		<0.057	U		<0.056	U		<0.056	U		<0.056	U		<0.049	U		<0.065	U		<0.064	U	
		VMP-15-25.5-111511	11/15/2011	<0.021	U	UJ	<0.018	U		<0.018	U		<0.017	U		<0.017	U		<0.017	U		0.004	J		<0.02	U		<0.02	U	
		VMP-15-25.5-073112	7/31/2012	<0.045	U		<0.037	U		<0.037	U		<0.036	U		<0.036	U		<0.036	U		0.0062	J		<0.042	U		<0.042	U	
		VMP-15-25.5-102512	10/25/2012	<0.0073	U		<0.006	U		<0.006	U		<0.0059	U		<0.0059	U		<0.0059	U		<0.052	U		<0.0069	U		<0.0067	U	
		VMP-15-25.5-021213	2/12/2013	<0.22	U		<0.18	U		<0.18	U		<0.18	U		<0.18	U		<0.18	U		0.23			<0.21	U		<0.2	U	
	29 ft	VMP-15-29-073112	7/31/2012	<0.19	U		<0.16	U		<0.16	U		<0.16	U		<0.16	U		<0.16	U		<0.14	U		<0.18	U		<0.18	U	
		VMP-15-29-102512	10/25/2012	<0.015	U		<0.012	U		<0.012	U		<0.012	U		<0.012	U		<0.012	U		<0.11	U		<0.014	U		<0.014	U	
		VMP-15-29-021213	2/12/2013	<0.13	U		<0.11	U		<0.11	U		<0.11	U		<0.11	U		<0.11	U		<0.093	U		<0.12	U		<0.12	U	

SEE LAST PAGE OF TABLE FOR NOTES

TABLE 6
CUMULATIVE SUMMARY OF SOIL VAPOR ANALYTICAL DETECTIONS AND SCREENING RESULTS: PUBLIC WORKS YARD AND WRR - VOCS

Location	Depth	Sample ID	Sample Date	Dichlorodifluoromethane			1,1-Dichloroethane			1,2-Dichloroethane			1,1-Dichloroethene			cis-1,2-Dichloroethene			trans-1,2-Dichloroethene			Dichloromethane (Methylene			1,2-Dichloropropane			cis-1,3-Dichloropropene		
							4200			0.81			1600			1100000			510			45			0.46			6.2		
				Result (mg/m^3)	Lab Quals	URS Quals	Result (mg/m^3)	Lab Quals	URS Quals	Result (mg/m^3)	Lab Quals	URS Quals	Result (mg/m^3)	Lab Quals	URS Quals	Result (mg/m^3)	Lab Quals	URS Quals	Result (mg/m^3)	Lab Quals	URS Quals	Result (mg/m^3)	Lab Quals	URS Quals	Result (mg/m^3)	Lab Quals	URS Quals	Result (mg/m^3)	Lab Quals	URS Quals
VMP-16	5 ft	VMP-16-5-090210	9/2/2010	<12	U		<9.6	U		<9.6	U		<9.4	U		<9.4	U		<9.4	U		<8.3	U		<11	U		<11	U	
		VMP-16-5-112910	11/29/2010	<5.4	U		<4.4	U		<4.4	U		<4.3	U		<4.3	U		<4.3	U		<3.8	U		<5	U		<4.9	U	
		VMP-16-5-021511	2/15/2011	<3.3	U		<2.7	U		<2.7	U		<2.6	U		<2.6	U		<2.6	U		<2.3	U		<3	U		<3	U	
		VMP-16-5-042211	4/22/2011	<4.4	U		<3.6	U		<3.6	U		<3.5	U		<3.5	U		<3.5	U		<3	U		<4.1	U		<4	U	
		VMP-16-5-080511	8/5/2011	<1.4	U		<1.1	U		<1.1	U		<1.1	U		<1.1	U		<1.1	U		<0.98	U		<1.3	U		<1.3	U	
		VMP-16-5-042512	4/25/2012	<4.7	U		<3.9	U		<3.9	U		<3.8	U		<3.8	U		<3.8	U		0.82	J		<4.4	U		<4.3	U	
		VMP-16-5-073012	7/30/2012	<4.4	U		<3.6	U		<3.6	U		<3.5	U		<3.5	U		<3.5	U		0.31	J	J	<4.1	U		<4.1	U	
		VMP-16-5-102512	10/25/2012	<3.5	U		<2.8	U		<2.8	U		<2.8	U		<2.8	U		<2.8	U		<2.4	U		<3.2	U		<3.2	U	
		VMP-16-5-021413	2/14/2013	<0.54	U		<0.44	U		<0.44	U		<0.44	U		<0.44	U		<0.44	U		0.24	J	J	3.1		J	<0.5	U	
	13.5 ft	VMP-16-13.5-090210	9/2/2010	<12	U		<10	U		<10	U		<9.8	U		<9.8	U		<9.8	U		2.1	J		<11	U		<11	U	
		VMP-16-13.5-090210-DUP	9/2/2010	<12	U		<10	U		<10	U		<9.8	U		<9.8	U		<9.8	U		<8.6	U		<11	U		<11	U	
		VMP-16-13.5-112910	11/29/2010	<35	U		<28	U		<28	U		<28	U		<28	U		<28	U		<24	U		<32	U		<32	U	
		VMP-16-13.5-021611	2/16/2011	<6.6	U		<5.4	U		<5.4	U		<5.3	U		<5.3	U		<5.3	U		<4.7	U		<6.2	U		<6.1	U	
		VMP-16-13.5-021611-DUP	2/16/2011	<6.5	U		<5.3	U		<5.3	U		<5.2	U		<5.2	U		<5.2	U		<4.6	U		<6.1	U		<6	U	
		VMP-16-13.5-042211	4/22/2011	<7	U		<5.7	U		<5.7	U		<5.6	U		<5.6	U		<5.6	U		<4.9	U		<6.6	U		<6.4	U	
		VMP-16-13.5-080511	8/5/2011	<0.68	U	UJ	<0.56	U	UJ	<0.56	U	UJ	<0.55	U	UJ	<0.55	U	UJ	<0.55	U	UJ	<0.48	U	UJ	<0.64	U	UJ	<0.63	U	UJ
		VMP-16-13.5-042512	4/25/2012	<0.75	U		<0.62	U		<0.62	U		<0.6	U		<0.6	U		<0.6	U		<0.53	U		<0.7	U		<0.69	U	
		VMP-16-13.5-073012	7/30/2012	<23	U		<18	U		<18	U		<18	U		<18	U		<18	U		4.8	J		<21	U		<21	U	
		VMP-16-13.5-102512	10/25/2012	<70	U		<57	U		<57	U		<56	U		<56	U		<56	U		<49	U		<65	U		<64	U	
		VMP-16-13.5-021413	2/14/2013	<11	U		<9.1	U		<9.1	U		1.7	J	J	<8.9	U		<8.9	U		12		J	48		J	<10	U	
	19 ft	VMP-16-19-090210	9/2/2010	<12	U		<10	U		<10	U		<9.8	U		<9.8	U		<9.8	U		<8.6	U		<11	U		<11	U	
		VMP-16-19-112910	11/29/2010	<27	U		<22	U		<22	U		<21	U		<21	U		<21	U		<19	U		<25	U		<24	U	
		VMP-16-19-021611	2/16/2011	<6.4	U		<5.2	U		<5.2	U		<5.1	U		<5.1	U		<5.1	U		<4.5	U		<6	U		<5.8	U	
		VMP-16-19-042711	4/27/2011	<6.5	U		<5.3	U		<5.3	U		<5.2	U		<5.2	U		<5.2	U		1	J		<6.1	U		<6	U	
		VMP-16-19-042711-DUP	4/27/2011	<6.4	U		<5.2	U		<5.2	U		<5.1	U		<5.1	U		<5.1	U		0.54	J		<6	U		<5.8	U	
		VMP-16-19-042512	p	<17	U		<14	U		<14	U		<14	U		<14	U		<14	U		2.5	J		<16	U		<16	U	
		VMP-16-19-073012	7/30/2012	<16	U		<13	U		<13	U		<12	U		<12	U		<12	U		1.7	J		<15	U		<14	U	
		VMP-16-19-102512	10/25/2012	<65	U		<53	U		<53	U		<52	U		<52	U		<52	U		<46	U		<61	U		<60	U	
		VMP-16-19-021413	2/14/2013	<6.5	U		<5.3	U		<5.3	U		<5.2	U		<5.2	U		<5.2	U		3.4	J	J	21		J	<6	U	
	31 ft	VMP-16-31-090310	9/3/2010	0.0018	J		<0.0058	U		<0.0058	U		<0.0057	U		<0.0057	U		<0.0057	U		<0.005	U		<0.0067	U		<0.0066	U	
		VMP-16-31-112910	11/29/2010	<27	U		<22	U		<22	U		<22	U		<22	U		<22	U		<19	U		<25	U		<25	U	
		VMP-16-31-042512	4/25/2012	<21	U		<17	U		<17	U		<17	U		<17	U		<17	U		3.4	J		<20	U		<19	U	
		VMP-16-31-073012	7/30/2012	<17	U		<14	U		<14	U		<14	U		<14	U		<14	U		5.2	J		<16	U		<16	U	
		VMP-16-31-102512	10/25/2012	<81	U		<66	U		<66	U		<65	U		<65	U		<65	U		<57	U		<76	U		<74	U	
		VMP-16-31-021813	2/18/2013	<25	U		<20	U		<20	U		<20	U		<20	U		<20	U		12	J		25			<23	U	
VMP-17	5 ft	VMP-17-5	6/21/2010	0.0022	J		<0.005	U		<0.005	U		<0.005	U		<0.005	U		<0.005	U		<0.005	U		<0.006	U		<0.006	U	
		VMP-17-5-DUP	6/21/2010	0.002	J		<0.006	U		<0.006	U		<0.005	U		<0.005	U		<0.005	U		<0.005	U		<0.006	U		<0.006	U	
		VMP-17-5-090110	9/1/2010	0.0026	J		<0.0054	U		<0.0054	U		<0.0053	U		<0.0053	U		<0.0053	U		<0.0047	U		<0.0062	U		<0.0061	U	
		VMP-17-5-112210	11/22/2010	0.0022	J		<0.0054	U		<0.0054	U		<0.0053	U		<0.0053	U		<0.0053	U		<0.0047	U		<0.0062	U		<0.0061	U	
		VMP-17-5-020711	2/7/2011	0.0013	J		<0.0051	U		<0.0051	U		<0.005	U		<0.005	U		<0.005	U		0.001	J		<0.0058	U		<0.0057	U	
		VMP-17-5-040611	4/6/2011	<0.025	U		<0.02	U		<0.02	U		<0.02	U		<0.02	U		<0.02	U		<0.018	U		<0.023	U		<0.023	U	
		VMP-17-5-080111	8/1/2011	<0.095	U		<0.078	U		<0.078	U		<0.076	U		<0.076	U		<0.076	U		<0.067	U		<0.089	U		<0.087	U	
		VMP-17-5-110711	11/7/2011	0.0018	J		<0.0035	U		<0.0035	U		<0.0034	U		<0.0034	U		<0.0034	U		<0.003	J	U	<0.004	U		<0.0039	U	
		VMP-17-5-012612	1/26/2012	0.0022	J		<0.0036	U		<0.0036	U		<0.0035	U		0.0092			<0.0035	U		0.0011	J		<0.0041	U		<0.0041	U	
		VMP-17-5-041112	4/11/2012	0.0017	J		<0.0037	U		<0.0037	U		<0.0036	U		<0.0036	U		<0.0036	U		<0.032	J	U	0.00079	J		<0.0042	U	
		VMP-17-5-071112	7/11/2012	0.0026	J		<0.004	U		<0.004	U		<0.0039	U		<0.0039	U		<0.0039	U		<0.034	U		<0.0045	U		<0.0044	U	
		VMP-17-5-100912	10/9/2012	0.0021	J		<0.0061	U		<0.0061	U		<0.006	U		<0.006	U		<0.006	U		0.0023	J		<0.007	U		<0.0069	U	
		VMP-17-5-013113	1/31/2013	<0.026	U		<0.021	U		<0.021	U		<0.021	U		<0.021	U		<0.021	U		<0.18	U		<0.024	U		<0.024	U	
		VMP-17-5-013113-DUP	1/31/2013	<0.026	U		<0.021	U		<0.021	U		<0.021	U		<0.021	U		<0.021	U		<0.18	U		<0.024	U		<0.024	U	
VMP-25	5 ft	VMP-25-5-031511	3/15/2011	<0.06	U		<0.049	U		<0.049	U		<0.048	U		<0.048	U		<0.048	U		<0.042	U		<0.056	U		<0.055	U	
		VMP-25-5-040811	4/8/2011	<0.027	U		<0.022	U		<0.022	U		<0.022	U		<0.022	U		<0.022	U		0.0095	J		<0.025	U		<0.025	U	
		VMP-25-5-080911	8/9/2011	0.0025	J		<0.0047	U		0.0022	J		<0.0046	U		<0.0046	U		<0.0046	U		0.026			0.0029	J		<0.0053	U	
		VMP-25-5-111711	11/17/2011	0.0014	J	J	<0.0034	U		<0.0034	U		<0.0033	U		<0.0033	U		<0.0033	U		0.001	J		<0.0039	U		<0.0038	U	
		VMP-25-5-013112	1/31/2012	<0.03	U		<0.025	U		<0.025	U		<0.024	U		<0.024	U		<0.024	U		<0.021	U		<0.028	U		<0.028	U	
		VMP-25-5-042512	4/25/2012	0.0023	J		<0.0039	U		<0.0039	U		<0.0038	U		<0.0038	U		<0.0038	U		<0.033	J	U	<0.0044	U		<0.0043	U	
		VMP-25-5-072612	7/26/2012	<0.016	U		<0.013	U		<0.013	U		<0.013	U		<0.013	U		<0.013	U		<0.11	J	U	<0.015	U		<0.015	U	
		VMP-25-5-102612	10/26/2012	<0.0066	U		<0.0054	U		<0.0054	U		<0.0053	U		<0.0053	U		<0.0053	U		<0.047	U		<0.0062	U		<0.0061	U	
		VMP-25-5-030613	3/6/2013	0.0017	J		<0.0052	U		<0.0052	U		<0.0051	U		<0.0051	U		<0.0051	U		<0.045	J	U	<0.0059	U		<0.0058	U	
	21 ft	VMP-25-21-031511	3/15/2011	<12	U		<9.6	U		<9.6	U		<9.4	U		<9.4	U		<9.4	U		2.7	J		<11	U		<11	U	
		VMP-25-21-031511-DUP	3/15/2011	<15	U		<12	U		<12	U		<12	U		<12	U		<12	U		<10	U		<14	U		<14	U	
		VMP-25-21-040811	4/8/2011	<120	U		<100	U		<100	U		<100	U		<100	U		<100	U		<88	U		<120	U		<110	U	
		VMP-25-21-040811-DUP	4/8/2011	<130	U		<100	U		<100	U		<100	U		<100	U		<100	U		<88	U		<120	U		<120	U	
		VMP-25-21-080911	8/9/2011	<41	U		<33	U		<33	U		22	J		11	J		<33	U		<29	U		<38	U		<37	U	
		VMP-25-21-111711	11/17/2011	<56	U	UJ	<46	U		<46	U		<45	U		<45	U		<45	U		15	J		<52	U		<51	U	
		VMP-25-21-111711-DUP	11/17/2011	<82	U	UJ	<67	U		<67	U		<66	U		<66	U		<66	U		18	J		<77	U		<75	U	
		VMP-25-21-013112	1/31/2012	<29	U		<24	U		<24	U		<23	U		<23	U		<23	U		<20	U		<27	U		<26	U	
		VMP-25-21-013112-DUP	2/1/2012	<27	U		<22	U		<22	U		<22	U		<22	U		<22	U		<19	U		<25	U		<25	U	
		VMP-25-21-042512	4/25/2012	<18	U		<15	U		<15	U		<15	U		<15	U		<15	U		<13	U		<17	U		<17	U	
		VMP-25-21-072612	7/26/2012	<31	U		<26	U		<25	U		<25	U		<25	U		<25	U		8.6	J		<29	U		<28	U	
		VMP-25-21-102612	10/26/2012	<190	U		<150	U		<150	U		<150	U		<150	U		<150	U		15	J		<170	U		<170	U	
		VMP-25-21-030613	3/6/2013	<47	U		7.7	J		<39	U		<38	U		<38	U		<38	U		9.1	J		<44	U		<44	U	
	31 ft	VMP-25-31-030613	3/6/2013	<63	U		<51	U		<51	U		<50	U		<50	U		<50	U		30	J		<59	U		<58	U	

SEE LAST PAGE OF TABLE FOR NOTES

TABLE 6
CUMULATIVE SUMMARY OF SOIL VAPOR ANALYTICAL DETECTIONS AND SCREENING RESULTS: PUBLIC WORKS YARD AND WRR - VOCS

Location	Depth	Sample ID	Sample Date	Dichlorodifluoromethane			1,1-Dichloroethane			1,2-Dichloroethane			1,1-Dichloroethene			cis-1,2-Dichloroethene			trans-1,2-Dichloroethene			Dichloromethane (Methylene			1,2-Dichloropropane			cis-1,3-Dichloropropene		
							4200			0.81			1600			1100000			510			45			0.46			6.2		
				Result (mg/m^3)	Lab Quals	URS Quals	Result (mg/m^3)	Lab Quals	URS Quals	Result (mg/m^3)	Lab Quals	URS Quals	Result (mg/m^3)	Lab Quals	URS Quals	Result (mg/m^3)	Lab Quals	URS Quals	Result (mg/m^3)	Lab Quals	URS Quals	Result (mg/m^3)	Lab Quals	URS Quals	Result (mg/m^3)	Lab Quals	URS Quals	Result (mg/m^3)	Lab Quals	URS Quals
VMP-29	10 ft	VMP-29-10-073012	7/30/2012	<0.052	U		<0.043	U		<0.043	U		<0.042	U		<0.042	U		<0.042	U		<0.37	U		<0.049	U		<0.048	U	
		VMP-29-10-100812	10/8/2012	<0.093	U		<0.076	U		<0.076	U		<0.074	U		<0.074	U		<0.074	U		<0.65	U		<0.087	U		<0.085	U	
		VMP-29-10-020613	2/6/2013	0.0025	J		<0.0057	U		<0.0057	U		<0.0056	U		<0.0056	U		<0.0056	U		<0.049	U		<0.0065	U		<0.0064	U	
	20 ft	VMP-29-20-073012	7/30/2012	<0.62	U		<0.51	U		<0.51	U		<0.5	U		<0.5	U		<0.5	U		<0.44	U		<0.58	U		<0.57	U	
		VMP-29-20-073012-Dup	7/30/2012	<0.58	U		<0.47	U		<0.47	U		<0.46	U		<0.46	U		<0.46	U		<0.41	U		<0.54	U		<0.53	U	
		VMP-29-20-100812	10/8/2012	<0.093	U		<0.076	U		<0.076	U		<0.074	U		<0.074	U		<0.074	U		<0.65	U		<0.087	U		<0.085	U	
		VMP-29-20-020613	2/6/2013	0.0022	J		<0.0056	U		<0.0056	U		<0.0055	U		<0.0055	U		<0.0055	U		<0.048	J	U	<0.0064	U		<0.0063	U	
	30 ft	VMP-29-30-073012	7/30/2012	<0.1	U		<0.083	U		<0.083	U		<0.082	U		<0.082	U		<0.082	U		<0.072	U		<0.095	U		<0.093	U	
		VMP-29-30-100812	10/8/2012	<0.46	U		<0.37	U		<0.37	U		<0.37	U		<0.37	U		<0.37	U		0.24	J		<0.43	U		<0.42	U	
		VMP-29-30-020613	2/6/2013	0.0024	J		<0.0058	U		<0.0058	U		<0.0057	U		<0.0057	U		<0.0057	U		<0.05	J	U	<0.0067	U		<0.0066	U	
VMP-30	10 ft	VMP-30-10-073012	7/30/2012	<0.18	U		<0.15	U		<0.15	U		<0.15	U		<0.15	U		<0.15	U		<0.13	U		<0.17	U		<0.17	U	
		VMP-30-10-100812	10/8/2012	0.0022	J		<0.0057	U		<0.0057	U		<0.0056	U		<0.0056	U		<0.0056	U		0.002	J		<0.0065	U		<0.0064	U	
		VMP-30-10-020613	2/6/2013	0.0022	J		<0.0053	U		<0.0053	U		<0.0052	U		<0.0052	U		<0.0052	U		<0.046	J	U	<0.0061	U		<0.006	U	
	20 ft	VMP-30-20-073012	7/30/2012	<0.79	U		<0.64	U		<0.64	U		<0.63	U		<0.63	U		<0.63	U		0.11	J		<0.73	U		<0.72	U	
		VMP-30-20-100812	10/8/2012	<0.29	U		<0.23	U		<0.23	U		<0.23	U		<0.23	U		<0.23	U		0.25	J		<0.27	U		<0.26	U	
		VMP-30-20-020613	2/6/2013	0.0022	J		<0.0053	U		<0.0053	U		<0.0052	U		<0.0052	U		<0.0052	U		<0.046	J	U	<0.0061	U		<0.006	U	
	30 ft	VMP-30-30-073012	7/30/2012	<0.81	U		<0.66	U		<0.66	U		<0.65	U		<0.65	U		<0.65	U		0.16	J		<0.76	U		<0.74	U	
		VMP-30-30-100812	10/8/2012	<0.6	U		<0.49	U		<0.49	U		<0.48	U		<0.48	U		<0.48	U		0.28	J		<0.56	U		<0.55	U	
		VMP-30-30-020613	2/6/2013	<0.022	U		<0.018	U		<0.018	U		<0.017	U		<0.017	U		<0.017	U		<0.15	U		<0.02	U		<0.02	U	
VMP-41	10 ft	VMP-41-10-072712	7/27/2012	<0.006	U		<0.0049	U		<0.0049	U		<0.0048	U		<0.0048	U		<0.0048	U		<0.042	J	U	<0.0056	U		<0.0055	U	
		VMP-41-10-100912	10/9/2012	0.0032	J		<0.006	U		<0.006	U		<0.0059	U		<0.0059	U		<0.0059	U		0.0023	J		<0.0068	U		<0.0067	U	
		VMP-41-10-012913	1/29/2013	0.0033	J		<0.006	U		<0.006	U		<0.0059	U		<0.0059	U		<0.0059	U		<0.051	J	U	<0.0068	U		<0.0067	U	
	20 ft	VMP-41-20-072712	7/27/2012	0.003	J		<0.0038	U		<0.0038	U		<0.0037	U		<0.0037	U		<0.0037	U		<0.032	J	U	<0.0043	U		<0.0042	U	
		VMP-41-20-072712-Dup	7/27/2012	0.0032	J		<0.0039	U		<0.0039	U		<0.0038	U		<0.0038	U		<0.0038	U		<0.033	J	U	<0.0044	U		<0.0043	U	
		VMP-41-20-100912	10/9/2012	0.0026	J		<0.0058	U		<0.0058	U		<0.0057	U		<0.0057	U		<0.0057	U		0.0042	J		<0.0067	U		<0.0066	U	
		VMP-41-20-100912-Dup	10/9/2012	0.0028	J		<0.006	U		<0.006	U		<0.0059	U		<0.0059	U		<0.0059	U		<0.051	J	U	<0.0068	U		<0.0067	U	
		VMP-41-20-012913	1/29/2013	0.0027	J		<0.0061	U		<0.0061	U		<0.006	U		<0.006	U		<0.006	U		<0.053	J	U	<0.007	U		<0.0069	U	
	30 ft	VMP-41-30-072712	7/27/2012	0.003	J		<0.0039	U		<0.0039	U		<0.0038	U		<0.0038	U		<0.0038	U		<0.033	J	U	<0.0044	U		<0.0043	U	
		VMP-41-30-100912	10/9/2012	0.0031	J		<0.0063	U		<0.0063	U		<0.0062	U		<0.0062	U		<0.0062	U		<0.054	J	U	<0.0072	U		<0.007	U	
		VMP-41-30-012913	1/29/2013	0.0032	J		<0.0057	U		<0.0057	U		<0.0056	U		<0.0056	U		<0.0056	U		<0.049	J	U	<0.0065	U		<0.0064	U	
VMP-55	20 ft	VMP-55-20-021513	2/15/2013	<17	U		<14	U		<14	U		<14	U		<14	U		<14	U		14			19			<16	U	

SEE LAST PAGE OF TABLE FOR NOTES

TABLE 6
CUMULATIVE SUMMARY OF SOIL VAPOR ANALYTICAL DETECTIONS AND SCREENING RESULTS: PUBLIC WORKS YARD AND WRR - VOCS

Location	Depth	Sample ID	Sample Date	trans-1,3-Dichloropropene 6.2			1,4-Dioxane 2.3			Ethanol			Ethylbenzene 8300			4-Ethyltoluene			Freon 113			Freon 114			Heptane			Hexachlorobutadiene			Hexane			2-Hexanone (Methyl N-Butyl		
				Result (mg/m^3)	Lab Quals	URS Quals	Result (mg/m^3)	Lab Quals	URS Quals	Result (mg/m^3)	Lab Quals	URS Quals	Result (mg/m^3)	Lab Quals	URS Quals	Result (mg/m^3)	Lab Quals	URS Quals	Result (mg/m^3)	Lab Quals	URS Quals	Result (mg/m^3)	Lab Quals	URS Quals	Result (mg/m^3)	Lab Quals	URS Quals	Result (mg/m^3)	Lab Quals	URS Quals	Result (mg/m^3)	Lab Quals	URS Quals	Result (mg/m^3)	Lab Quals	URS Quals
VMP-10	5 ft	VMP-10-5-090710	9/7/2010	<0.006	U		<0.019	U		0.015			0.009			0.0072			<0.01	U		<0.0092	U		0.0071			<0.056	U		0.015			<0.022	U	
		VMP-10-5-111810	11/17/2010	<0.0055	U		<0.017	U		0.004	J		0.0014	J		<0.0059	U		<0.0093	U		<0.0084	U		0.012			<0.052	U		0.0072			<0.02	U	
		VMP-10-5-021011	2/10/2011	<0.0054	U		<0.017	U		<0.009	U		0.0029	J		0.0013	J		<0.0091	U		<0.0083	U		0.044			<0.051	U		0.11			<0.019	U	
		VMP-10-5-040511	4/5/2011	<0.005	U		<0.016	U		0.028			0.0018	J		0.005	J		<0.0084	U		<0.0077	U		0.0051			<0.047	U		0.0066			<0.018	U	
		VMP-10-5-072911	7/29/2011	<0.0061	U		0.041			0.05			0.0012	J		<0.0066	J	U	<0.01	U		<0.0094	U		<0.0055	U		<0.057	U		0.0036	J		<0.022	J	U
		VMP-10-5-110411	11/4/2011	<0.0032	U		<0.01	U		0.011			0.00086	J		<0.0034	J	U	<0.0053	U		<0.0048	U		<0.0028	U		<0.03	U		0.00062	J		0.00065	J	
		VMP-10-5-012512	1/26/2012	<0.004	U		<0.013	U		0.017			<0.0038	U		<0.0043	U		<0.0067	U		<0.0061	U		0.0022	J		<0.037	U		0.0028	J		<0.014	U	
		VMP-10-5-041212	4/12/2012	<0.0043	U		<0.014	U		0.025			0.00077	J		<0.0046	U		<0.0072	U		<0.0066	U		0.0047			<0.04	U		0.013			<0.015	U	
		VMP-10-5-071312	7/13/2012	<0.0044	U		<0.014	U		0.0029	J		<0.0042	J	U	<0.0047	U		<0.0074	U		<0.0067	U		<0.004	J	U	<0.041	U		0.0017	J		<0.016	U	
		VMP-10-5-101612	10/16/2012	<0.0069	U		<0.022	U		<0.011	U		<0.0066	U		<0.0074	U		<0.012	U		<0.01	U		0.012			<0.065	U		0.028			<0.025	U	
		VMP-10-5-012913	1/29/2013	<0.0064	U		<0.02	U		<0.011	U		0.0012	J		<0.0069	J	U	<0.011	U		<0.0098	U		0.0048	J		<0.06	U		0.0085			<0.023	U	
		VMP-10-5-012913-DUP	1/29/2013	<0.007	U		<0.022	U		<0.012	U		<0.0068	U		<0.0076	U		<0.012	U		<0.011	U		0.0049	J		<0.066	U		0.011			<0.025	U	
	10 ft	VMP-10-10-090710	9/7/2010	<0.006	U		0.0077	J		0.0079	J		<0.0057	U		<0.0065	U		<0.01	U		<0.0092	U		0.0017	J		<0.056	U		0.0016	J		<0.022	U	
		VMP-10-10-111810	11/17/2010	<0.0058	U		0.0042	J		0.0096	J		0.0014	J		<0.0063	U		<0.0099	U		<0.009	U		0.01			<0.055	U		0.0096			<0.021	U	
		VMP-10-10-021111	2/11/2011	<0.0046	U		<0.014	U		0.1			0.0017	J		<0.005	J	U	<0.0077	U		<0.0071	U		0.006			<0.043	U		0.0049			<0.016	U	
		VMP-10-10-040611	4/6/2011	<0.006	J	U	<0.019	U		0.013			0.00094	J		<0.0065	J	U	<0.01	U		<0.0092	U		0.0022	J		<0.056	J	U	0.0068			<0.022	U	
		VMP-10-10-072911	7/29/2011	<0.0063	U		0.017	J		0.029			0.0024	J		<0.0068	J	U	<0.01	U		<0.0096	U		0.0027	J		<0.059	U		0.0025	J		0.0032	J	
		VMP-10-10-110411	11/4/2011	<0.0041	U		0.0025	J		0.0095			0.00097	J		0.0021	J		<0.0068	U		<0.0062	U		0.0009	J		<0.038	U		<0.0032	J	U	0.00081	J	
		VMP-10-10-110411-DUP	11/4/2011	<0.0041	U		<0.013	U		0.016			0.00091	J		0.0019	J		<0.0068	U		<0.0062	U		0.0018	J		<0.038	U		<0.0032	J	U	0.0018	J	
		VMP-10-10-012512	1/26/2012	<0.004	U		<0.013	U		0.028		J	<0.0038	U		<0.0043	U		<0.0067	U		<0.0061	U		<0.0036	U		<0.037	U		<0.0031	U		<0.014	U	
		VMP-10-10-012512-DUP	1/26/2012	<0.0042	U		<0.013	U		0.013		J	<0.004	U		0.0011	J		<0.007	U		<0.0064	U		<0.0037	U		<0.039	U		0.00092	J		<0.015	U	
		VMP-10-10-041112	4/11/2012	<0.0043	U		<0.014	U		0.051			0.0029	J		<0.0047	J	U	<0.0073	U		<0.0067	U		0.0045			<0.041	U		0.011			<0.016	U	
		VMP-10-10-071312	7/13/2012	<0.0043	U		<0.014	U		0.038			<0.0041	J	U	<0.0046	U		<0.0072	J	U	<0.0066	U		<0.0038	J	U	<0.04	U		<0.0033	J	U	<0.015	U	
		VMP-10-10-101612	10/16/2012	<0.0072	U		<0.023	U		<0.012	U		0.0032	J		<0.0078	U		<0.012	U		<0.011	U		0.0039	J		<0.067	U		0.015			<0.026	U	
		VMP-10-10-012913	1/29/2013	<0.0057	U		<0.018	U		0.0034	J		<0.0055	U		<0.0062	U		<0.0096	U		<0.0088	U		<0.0052	U		<0.054	U		0.0014	J		<0.021	U	
	20 ft	VMP-10-20-090710	9/7/2010	<0.0063	U		<0.02	U		0.012		J	0.002	J		<0.0068	U		<0.01	U		<0.0096	U		0.0037	J		<0.059	U		0.0061			<0.023	U	
		VMP-10-20-090710-DUP	9/7/2010	<0.0058	U		<0.018	U		0.048		J	0.0017	J		<0.0063	U		<0.0099	U		<0.009	U		0.0025	J		<0.055	U		0.0043	J		<0.021	U	
		VMP-10-20-111810	11/17/2010	<0.011	U		<0.035	U		0.0097	J		<0.011	U		<0.012	U		<0.019	U		<0.017	U		0.0048	J		<0.1	U		0.0049	J		<0.04	U	
		VMP-10-20-111810-Dup	11/17/2010	<0.0056	U		<0.018	U		0.017			0.0015	J		<0.0061	U		<0.0095	U		<0.0086	U		0.013			<0.053	U		0.0097			<0.02	U	
		VMP-10-20-021111	2/11/2011	<0.0055	U		<0.018	U		0.018			<0.0053	U		<0.006	U		<0.0094	U		<0.0085	U		0.0056			<0.052	U		0.0043			<0.02	U	
		VMP-10-20-040611	4/6/2011	<0.0067	J	U	<0.021	U		0.05			0.0026	J		<0.0072	J	U	<0.011	U		<0.01	U		0.0036	J		<0.063	J	U	0.0084			<0.024	U	
		VMP-10-20-072911	7/29/2011	<0.0062	U		<0.02	U		0.062			0.0014	J		0.0013	J		<0.01	U		<0.0095	U		<0.0056	U		<0.058	U		0.003	J		<0.022	J	U
		VMP-10-20-110411	11/4/2011	<0.0041	U		<0.013	U		0.085			0.00094	J		0.0015	J		<0.0068	U		<0.0062	U		0.002	J		<0.038	U		0.0033			0.00087	J	
		VMP-10-20-012612	1/26/2012	<0.0038	U		<0.012	U		0.0046	J		<0.0036	U		<0.0041	U		<0.0064	U		<0.0059	U		0.0026	J		<0.036	U		0.011			<0.014	U	
		VMP-10-20-041212	4/12/2012	<0.0043	U		<0.014	U		0.011			0.00093	J		<0.0046	U		<0.0072	U		<0.0066	U		0.0066			<0.04	U		0.013			<0.015	U	
		VMP-10-20-071612	7/16/2012	<0.0041	U		0.02			0.0024	J		<0.0039	J	U	<0.0044	U		<0.0068	U		<0.0062	U		0.003	J		<0.038	U		0.0043			<0.015	U	
		VMP-10-20-101612	10/16/2012	<0.0072	U		<0.023	U		0.0056	J		<0.0069	U		0.0067	J		<0.012	U		<0.011	U		<0.0065	U		<0.068	U		0.0035	J		<0.026	U	
		VMP-10-20-012913	1/29/2013	<0.0063	U		<0.02	U		<0.01	U		<0.006	U		<0.0068	U		<0.01	U		<0.0096	U		<0.0056	U		<0.059	U		0.0029	J		<0.023	U	
	30 ft	VMP-10-30-041212	4/12/2012	<0.0044	U		<0.014	U		0.04			0.0016	J		<0.0048	U		<0.0075	U		<0.0068	U		0.0028	J		<0.042	U		0.008			<0.016	U	
		VMP-10-30-071612	7/16/2012	<0.0039	U		<0.012	U		<0.0065	U		<0.0038	J	U	0.0011	J		<0.0066	U		<0.006	U		0.0045			<0.037	U		0.01			<0.014	U	
		VMP-10-30-101612	10/16/2012	<0.0068	U		<0.022	U		0.022			<0.0065	U		<0.0074	U		<0.011	U		<0.01	U		0.0021	J		<0.064	U		0.0046	J		<0.024	U	
		VMP-10-30-012913	1/29/2013	<0.0069	U		<0.022	U		0.0042	J		<0.0066	U		<0.0074	U		<0.012	U		<0.01	U		<0.0062	U		<0.065	U		0.00092	J		<0.025	U	
VMP-11	5 ft	VMP-11-5-090710	9/7/2010	<0.0056	U		<0.018	U		0.0099			0.0019	J		<0.0061	U		<0.0095	U		<0.0086	U		0.001	J		<0.053	U		<0.0044	U		<0.02	U	
		VMP-11-5-112210	11/22/2010	<0.0058	U		<0.018	U		0.011			0.0021	J		<0.0063	U		<0.0099	U		<0.009	U		0.0013	J		<0.055	U		0.0018	J		<0.021	U	
		VMP-11-5-021511	2/15/2011	<0.0052	U		<0.016	U		0.017			0.0055			<0.0056	J	U	<0.0087	U		<0.008	U		0.018			<0.049	U		0.028			<0.019	U	
		VMP-11-5-040611	4/6/2011	<0.049	U		<0.16	U		<0.081	U		<0.047	U		<0.053	U		<0.083	U		<0.076	U		0.042	J		<0.46	U		0.28			<0.18	U	
		VMP-11-5-080711	8/7/2011	<0.067	U		<0.21	U		0.046	J		<0.064	U		<0.073	U		<0.11	U		<0.1	U		<0.061	U		<0.63	U		<0.052	U		<0.24	U	
		VMP-11-5-111111	11/11/2011	<0.013	U		<0.042	U		<0.022	U		<0.013	U		<0.014	U		<0.022	U		<0.02	U		0.084			<0.12	U		0.25			<0.048	U	
		VMP-11-5-012612	1/26/2012	<0.004	U		<0.013	U		0.022			0.00096	J		<0.0043	U		<0.0067	U		<0.0061	U		<0.0036	U		<0.037	U		<0.0031	U		<0.014	U	
		VMP-11-5-041912	4/19/2012	<0.0044	U		<0.014	U		0.037		J	0.0034	J		<0.0048	U		<0.0075	U		<0.0068	U		0.0062			<0.042	U		0.0037			<0.016	U	
		VMP-11-5-071912	7/16/2012	<0.0058	U		<0.018	U		0.006	J		<0.0055	U		<0.0062	U		<0.0097	U		<0.0089	U		<0.0052	J	U	<0.054	U		<0.0045	J	U	<0.021	U	
		VMP-11-5-101612	10/16/2012	<0.0064	U		<0.02	U		0.012			<0.0061	U		<0.007	U		<0.011	U		<0.0099	U		<0.0058	U		<0.06	U		<0.005	U		<0.023	U	
		VMP-11-5-012913	1/29/2013	<0.33	U		<1	U		<0.54	U		<0.31	U		<0.35	U		<0.55	U		<0.5	U		0.23	J		<3.1	U		0.12	J		<1.2	U	
	8 ft	VMP-11-8-090810	9/8/2010	<0.0058	U		<0.018	U		0.013			<0.0056	U		<0.0063	U		<0.0099	U		<0.009	U		0.0016	J		<0.055	U		0.0034	J		<0.021	U	
		VMP-11-8-112210	11/22/2010	<0.0058	U		<0.018	U		0.0056	J		0.0016	J		<0.0063	U		<0.0099	U		<0.009	U		0.00074	J		<0.055	U		<0.0045	U		<0.021	U	
		VMP-11-8-021111	2/11/2011	<0.0057	U		<0.018	U		0.036			<0.0054	U		<0.0061	U		<0.0096	U		<0.0087	U		0.0033	J		<0.053	U		0.003	J		<0.02	U	
		VMP-11-8-021111-DUP	2/11/2011	<0.0053	U		<0.017	U		0.016			<0.0051	U		<0.0058	U		<0.009	U		<0.0082	U		0.0017	J		<0.05	U		0.0016	J		<0.019	U	
		VMP-11-8-040611	4/6/2011	<0.025	U		<0.08	U		<0.042	U		<0.024	U		<0.027	U		<0.042	U		<0.039	U		0.035			<0.24	U		<0.02	U	UJ	<0.091	U	
		VMP-11-8-040611-DUP	4/6/2011	<0.022	U		<0.069	U		<0.036	U		<0.021	U		<0.024	U		<0.037	U		<0.034	U		0.025			<0.2	U		0.12		J	<0.079	U	
		VMP-11-8-080711	8/7/2011	<0.067	U		<0.21	U		0.14			<0.064	U		<0.073	U		<0.11	U		<0.1	U		<0.061	U		<0.63	U		<0.052	U		<0.24	U	
		VMP-11-8-111411	11/14/2011	<0.004	U		<0.013	U		0.043			0.0013	J		0.00086	J		<0.0067	U		<0.0062	U		0.005			<0.038	U		0.016			<0.014	U	
		VMP-11-8-012612	1/26/2012	<0.0039	U		<0.012	U		0.019			<0.0037	U		<0.0042	U		<0.0066	U		<0.006	U		<0.0035	U		<0.036	U		<0.003	U		<0.014	U	
		VMP-11-8-041912	4/19/2012	<0.0044	U		<0.014	U		0.052		J	0.0024	J		<0.0048	U		<0.0075	U		<0.0068	U		0.0019	J		<0.042	U		0.0025	J		<0.016	U	
		VMP-11-8-072012	7/20/2012	<0.0044	U		<0.014	U		0.025			<0.0042	U		<0.0048	U		<0.0075	U		<0.0068	U		<0.004	U		<0.042	U		<0.0034	U		0.00028	J	
		VMP-11-8-101612	10/16/2012	<0.0065	U		<0.021	U		0.047			<0.0062	U		<0.007	U		<0.011	U		<0.01	U		<0.0059	U		<0.061	U		0.0032	J		<0.023	U	
		VMP-11-8-101612-Dup	10/16/2012	<0.0066	U		<0.021	U		0.041			<0.0063	U		<0.0071	U		<0.011	U		<0.01	U		<0.0059	U		<0.062	U		0.0027	J		<0.024	U	
		VMP-11-8-012913	1/29/2013	<0.045	U		<0.14	U		<0.074	U		<0.043	U		<0.048	U		<0.075	U		<0.069	U		<0.04	U		<0.42	U		<0.035	U		<0.16	U	
	29 ft	VMP-11-29-090810	9/8/2010	<0.15	U		<0.46	U		<0.24	U		0.033	J		0.26			<0.25	U		<0.22	U		<0.13	U		<1.4	U		0.1	J		<0.53	U	
		VMP-11-29-112210	11/22/2010	<2.1	U		<6.6	U		<3.5	U		<2	U		<2.3	U		<3.5	U		<3.2	U		<1.9	U		<20	U		<1.6	U		<7.5	U	
		VMP-11-29-112210-Dup	11/22/2010	<1.4	U		<4.6	U		<2.4	U		<1.4	U		<1.6	U		<2.4	U		<2.2	U		<1.3	U		<14	U		<1.1	U		<5.2	U	
		VMP-11-29-021411	2/14/2011	<0.0057	U		<0.018	U		0.018			0.0015	J		<0.0061	J	U	<0.0096	U		<0.0087	U		0.0062			<0.053	U		0.042			<0.02	U	
		VMP-11-29-040611	4/6/2011	<0.043	U		<0.14	U		<0.071	U		<0.041	U		<0.046	U		<0.072	U		<0.066	U		0.052			<0.4	U		0.25			<0.15	U	
		VMP-11-29-082511	8/25/2011	<0.0063	U		<0.02	U		0.013			0.0014	J		0.0017	J	J	<0.01	U		<0.0096	U		<0.0056	U		<0.059	U		0.002	J		0.00092	J	
		VMP-11-29-082511-Dup	8/25/2011	<0.0063	U		<0.02	U		0.016			0.0012	J		0.0018	J	J	<0.01	U		<0.0096	U		<0.0056	U		<0.059	U		0.0032	J		0.00098	J	
		VMP-11-29-111411	11/14/2011	<0.004	U		<0.013	U		0.026			0.00086	J		<0.0043	U		<0.0067	U		<0.0061	U		0.0029	J		<0.037	U		0.0023	J		<0.014	U	
		VMP-11-29-012612	1/26/2012	<0.0038	U		<0.012	U		0.031			<0.0036	U		<0.0041	U		<0.0064	U		<0.0059	U		<0.0034	U		<0.036	U		<0.003	U		<0.014	U	
		VMP-11-29-042712	4/27/2012	<0.004	U		<0.013	U		0.018			0.002	J		<0.0043	U		<0.0067	U		<0.0061	U		0.0026	J		<0.037	U		0.0037			<0.014	U	
		VMP-11-29-072012	7/23/2012	<0.004	U		<0.013	U		0.1			0.01			0.0017	J		<0.0067	U		<0.0061	U		0.038			<0.037	U		0.0095			0.0026	J	
		VMP-11-29-101612	10/16/2012	<0.0067	U		<0.021	U		0.0051	J		<0.0064	U		<0.0073	U		<0.011	U		<0.01	U		<0.0061	U		<0.063	U		<0.0052	U		<0.024	U	
		VMP-11-29-012913	1/29/2013	<0.0066	U		<0.021	U		0.028			<0.0063	U		<0.0071	U		<0.011	U		<0.01	U		<0.0059	U		<0.062	U		0.0012	J		<0.024	U	
	38 ft	VMP-11-38-042312	4/23/2012	<0.3	U		<0.94	U		<0.49	U		0.031	J		<0.32	U		<0.5	U		<0.46	U		<0.27	U		<2.8	U		<0.23	U		<1.1	U	
		VMP-11-38-042312-Dup	4/23/2012	<1	U		<3.3	U		<1.7	U		<0.99	U		<1.1	U		<1.8	U		<1.6	U		<0.94	U		<9.8	U		<0.81	U		<3.8	U	
		VMP-11-38-072312	7/23/2012	<0.49	U		<1.6	U		<0.82	U		<0.47	U		<0.53	U		<0.83	U		<0.76	U		<0.44	U		<4.6	U		<0.38	U		<1.8	U	
		VMP-11-38-101612	10/16/2012	<0.0068	U		<0.022	U		0.005	J		<0.0065	U		<0.0074	U		<0.011	U		<0.01	U		<0.0061	U		<0.064	U		0.0023	J		<0.024	U	
		VMP-11-38-013013	1/30/2013	<0.0063	U		<0.02	U		0.008	J		<0.006	U		<0.0068	U		<0.01	U		<0.0096	U		<0.0056	U		<0.059	U		0.0013	J		<0.023	U	

SEE LAST PAGE OF TABLE FOR NOTES

TABLE 6
CUMULATIVE SUMMARY OF SOIL VAPOR ANALYTICAL DETECTIONS AND SCREENING RESULTS: PUBLIC WORKS YARD AND WRR - VOCS

Location	Depth	Sample ID	Sample Date	trans-1,3-Dichloropropene 6.2			1,4-Dioxane 2.3			Ethanol			Ethylbenzene 8300			4-Ethyltoluene			Freon 113			Freon 114			Heptane			Hexachlorobutadiene			Hexane			2-Hexanone (Methyl N-Butyl		
				Result (mg/m^3)	Lab Quals	URS Quals	Result (mg/m^3)	Lab Quals	URS Quals	Result (mg/m^3)	Lab Quals	URS Quals	Result (mg/m^3)	Lab Quals	URS Quals	Result (mg/m^3)	Lab Quals	URS Quals	Result (mg/m^3)	Lab Quals	URS Quals	Result (mg/m^3)	Lab Quals	URS Quals	Result (mg/m^3)	Lab Quals	URS Quals	Result (mg/m^3)	Lab Quals	URS Quals	Result (mg/m^3)	Lab Quals	URS Quals	Result (mg/m^3)	Lab Quals	URS Quals
VMP-12	5 ft	VMP-12-5-090310	9/3/2010	<6.1	U		<19	U		<10	U		<5.8	U		<6.6	U		<10	U		<9.4	U		<5.5	U		<57	U		11			<22	U	
		VMP-12-5-120310	12/3/2010	<60	U		<190	U		<100	U		<58	U		<65	U		<100	U		<93	U		<54	U		<570	U		370			<220	U	
		VMP-12-5-021511	2/15/2011	<2.8	U		<8.8	U		<4.6	U		<2.6	U		<3	U		<4.7	U		<4.3	U		<2.5	U		<26	U		9.6			<10	U	
		VMP-12-5-041911	4/19/2011	<20	U		<64	U		5.2	J		<19	U		<22	U		<34	U		<31	U		<18	U		<190	U		5.1	J		<73	U	
		VMP-12-5-080411	8/4/2011	<5.2	U		<17	U		<8.7	U		<5	U		<5.7	U		<8.8	U		<8.1	U		<4.7	U		<49	U		16			<19	U	
		VMP-12-5-111611	11/16/2011	<0.0037	U		<0.012	U		0.015			0.00074	J		<0.004	U		<0.0062	U		<0.0057	U		0.0046			<0.035	U		0.036			0.00029	J	
		VMP-12-5-012412	1/24/2012	<0.042	U		<0.13	U		<0.069	J	U	0.0036	J		0.0078	J		<0.07	U		<0.064	U		0.4			<0.39	U		3.5			<0.15	U	
		VMP-12-5-041912	4/19/2012	<0.0042	U		<0.013	U		0.0088		J	0.0056			0.0012	J		<0.007	U		<0.0064	U		0.012			<0.039	U		0.019			<0.015	U	
		VMP-12-5-072612	7/26/2012	<0.0044	U		<0.014	U		0.017			0.0029	J		<0.0048	U		<0.0075	U		<0.0068	U		0.0081			<0.042	U		0.0084		J	<0.016	U	
		VMP-12-5-072612-Dup	7/26/2012	<0.004	U		<0.013	U		0.013			<0.0039	U		<0.0044	U		<0.0068	U		<0.0062	U		0.0006	J		<0.038	U		0.00045	J	J	<0.014	U	
		VMP-12-5-102412	10/24/2012	<0.0068	U		<0.022	U		0.01	J		0.0016	J		<0.0074	U		<0.011	U		<0.01	U		<0.0061	U		<0.064	U		0.0026	J		<0.024	U	
		VMP-12-5-021813	2/18/2013	<0.0061	J	U	<0.019	U		0.0042	J		<0.0058	U		<0.0066	U		<0.01	U		<0.0094	U		<0.0055	U		<0.057	U		0.0034	J		<0.022	U	
	11.5 ft	VMP-12-11.5-090310	9/3/2010	<7.8	U		<25	U		<13	U		5.4	J		<8.5	U		<13	U		<12	U		4.5	J		<74	U		41			<28	U	
		VMP-12-11.5-120310	12/3/2010	<6.8	U		<22	U		<11	U		<6.5	U		<7.3	U		<11	U		<10	U		<6.1	U		<64	U		11			<24	U	
		VMP-12-11.5-021511	2/15/2011	<6.1	U		<19	U		<10	U		<5.8	U		<6.6	U		<10	U		<9.4	U		<5.5	U		<57	U		18			<22	U	
		VMP-12-11.5-021511-DUP	2/15/2011	<5.2	U		<17	U		<8.7	U		<5	U		<5.7	U		<8.8	U		<8.1	U		<4.7	U		<49	U		15			<19	U	
		VMP-12-11.5-041911	4/19/2011	<18	U		<58	U		<30	U		<18	U		<20	U		<31	U		<28	U		<16	U		<170	U		6.9	J		<66	U	
		VMP-12-11.5-080411	8/4/2011	<6.4	U		<20	U		<11	U		<6.1	U		<6.9	U		<11	U		<9.8	U		<5.8	U		<60	U		9.1			<23	U	
		VMP-12-11.5-111611	11/16/2011	<0.051	U		<0.16	U		0.02	J		<0.049	U		<0.055	U		<0.086	U		<0.079	U		<0.046	U		<0.48	U		0.054			<0.18	U	
		VMP-12-11.5-012412	1/24/2012	<0.48	U		<1.5	U		<0.79	U		<0.46	U		<0.52	U		<0.8	U		<0.73	U		<0.43	U		<4.5	U		1.6			<1.7	U	
		VMP-12-11.5-041912	4/19/2012	<0.043	U		<0.14	U		<0.072	U		0.005	J		<0.047	U		<0.073	U		<0.067	U		<0.039	U		<0.41	U		0.023	J		<0.16	U	
		VMP-12-11.5-082012	8/20/2012	<0.0069	U		<0.022	U		0.045		J	0.0029	J		<0.0074	U		<0.012	U		<0.01	U		<0.0062	U		<0.065	U		0.002	J		<0.025	U	
		VMP-12-11.5-102612	10/26/2012	<0.0066	U		<0.021	U		0.025			<0.0063	U		<0.0071	U		<0.011	U		<0.01	U		0.0016	J		<0.062	U		0.0057			<0.024	U	
		VMP-12-11.5-021813	2/18/2013	<0.0066	U		<0.021	U		<0.011	U		<0.0063	U		<0.0071	U		<0.011	U		<0.01	U		<0.0059	U		<0.062	U		0.00098	J		<0.024	U	
	25 ft	VMP-12-25-090310	9/3/2010	<10	U		<32	U		<16	U		14			<11	U		<15	U		<17	U		100			<94	U		860			<36	U	
		VMP-12-25-120310	12/3/2010	<0.49	U		<1.6	U		<0.82	U		<0.47	U		<0.54	U		<0.84	U		<0.76	U		<0.45	U		<4.6	U		0.55			<1.8	U	
		VMP-12-25-021511	2/15/2011	<12	U		<38	U		<20	U		4.1	J		<13	U		<20	U		<18	U		32			<110	U		180			<44	U	
		VMP-12-25-041911	4/19/2011	<20	U		<63	U		<33	U		<19	U		<21	U		<33	U		<30	U		10	J		<180	U		110			<71	U	
		VMP-12-25-080411	8/4/2011	<12	U		<40	U		<21	U		<12	U		<14	U		<21	U		<19	U		9.2	J		<120	U		190			<45	U	
		VMP-12-25-111611	11/16/2011	<14	U		<45	U		<24	U		<14	U		<15	U		<24	U		<22	U		<13	U		<130	U		40			<51	U	
		VMP-12-25-012412	1/24/2012	<5.4	U		<17	U		<9	U		<5.2	U		<5.9	U		<9.2	U		<8.4	U		<4.9	U		<51	U		40		J	<20	U	
		VMP-12-25-012412-DUP	1/24/2012	<40	U		<130	U		<66	U		<38	U		<43	U		<67	U		<61	U		<36	U		<370	U		36			<140	U	
		VMP-12-25-041912	4/19/2012	<4.2	U		<13	U		<6.9	U		<4	U		<4.5	U		<7	U		<6.4	U		<3.7	U		<39	U		9.9			<15	U	
		VMP-12-25-072712	7/27/2012	<4.6	U		<14	U		<7.6	U		<4.4	U		<4.9	U		<7.7	U		<7	U		<4.1	U		<43	U		<3.5	U		<16	U	
		VMP-12-25-072712-Dup	7/27/2012	<4.6	U		<14	U		<7.6	U		<4.4	U		<4.9	U		<7.7	U		<7	U		<4.1	U		<43	U		<3.5	U		<16	U	
		VMP-12-25-102512	10/25/2012	<2	U		<6.2	U		<3.2	U		<1.9	U		<2.1	U		<3.3	U		<3	U		<1.8	U		<18	U		<1.5	U		<7.1	U	
		VMP-12-25-021513	2/15/2013	<3.6	U		<12	U		<6.1	U		<3.5	U		<4	U		<6.2	U		<5.6	U		<3.3	U		<34	U		6.6		J	<13	U	
	39 ft	VMP-12-39-041911	4/19/2011	<19	U		<61	U		<32	U		10	J		<21	U		<32	U		<29	U		180			<180	U		1200			<69	U	
		VMP-12-39-012412	1/24/2012	<40	U		<130	U		<66	U		3.5	J		<43	U		<67	U		<61	U		280			<370	U		1900			<140	U	
		VMP-12-39-041912	4/19/2012	<20	U		<63	U		<33	U		3	J		<22	U		<34	U		<30	U		150			<190	U		840			<72	U	
		VMP-12-39-072612	7/26/2012	<9.1	U		<29	U		<15	U		<8.7	U		<9.9	U		<15	U		<14	U		26			<86	U		240			<33	U	
		VMP-12-39-102412	10/24/2012	<24	U		<76	U		<40	U		4.6	J		<26	U		<41	U		<37	U		<22	U		<230	U		58			<87	U	
		VMP-12-39-021513	2/15/2013	<11	U		<35	U		<18	U		41			9.2	J		<18	U		<17	U		78			<100	U		220			<40	U	
VMP-13	5 ft	VMP-13-5-091310	9/13/2010	<0.04	U		<0.13	U		0.24			<0.038	U		<0.043	U		<0.067	U		<0.062	U		0.0094	J		<0.38	U		0.015	J		<0.14	U	
		VMP-13-5-120110	12/1/2010	<0.0053	U		<0.017	U		0.007	J		0.047			0.032			<0.0089	U		<0.0081	U		0.084			<0.05	U		0.14			<0.019	U	
		VMP-13-5-021811	2/18/2011	<0.0063	U		<0.02	U		0.024			<0.006	U		<0.0068	U		<0.01	U		<0.0096	U		0.0016	J		<0.059	U		0.0022	J		0.00065	J	
		VMP-13-5-040511	4/5/2011	<0.012	U		<0.04	U		0.0054	J		<0.012	U		<0.014	U		<0.021	U		<0.019	U		0.007	J		<0.12	U		0.0088	J		<0.045	U	
		VMP-13-5-080911	8/9/2011	<0.013	U		<0.043	U		0.063		J	0.0025	J		0.0019	J		<0.023	U		<0.021	U		<0.012	U		<0.13	U		0.0065	J		<0.048	U	
		VMP-13-5-080911-DUP	8/9/2011	<0.012	U		<0.038	U		0.14		J	0.0021	J		<0.013	U		<0.02	U		<0.018	U		<0.011	U		<0.11	U		0.0098			0.0024	J	
		VMP-13-5-111411	11/14/2011	<0.0042	U		<0.013	U		0.027			0.00094	J		<0.0045	U		<0.007	U		<0.0064	U		0.002	J		<0.039	U		0.00093	J		<0.015	U	
		VMP-13-5-012712	1/27/2012	<0.035	U		<0.11	U		0.014	J	J	0.0044	J	J	<0.038	U		<0.059	U		<0.054	U		0.035		J	<0.33	U		0.18		J	<0.13	U	
		VMP-13-5-042012	4/20/2012	<0.0041	U		<0.013	U		0.022			0.0013	J		<0.0044	U		<0.0068	U		<0.0062	U		<0.0037	U		<0.038	U		<0.0032	U		0.0012	J	
		VMP-13-5-071912	7/19/2012	<0.0042	U		<0.013	U		0.056			0.0044			0.0045	J		<0.0072	U		<0.0065	U		0.0053			<0.04	U		0.0061			<0.015	U	
		VMP-13-5-071912-Dup	7/19/2012	<0.0042	J	U	<0.013	U		0.052			0.0036	J		0.004	J		<0.0072	U		<0.0065	U		0.0058			<0.04	U		0.0054			<0.015	U	
		VMP-13-5-100912	10/9/2012	<0.0066	J	U	<0.021	U		<0.011	U		<0.0063	U		<0.0071	U		<0.011	U		<0.01	U		0.0038	J		<0.062	U		0.0069			<0.024	U	
		VMP-13-5-012913	1/29/2013	<0.007	U		<0.022	U		<0.012	U		<0.0068	U		<0.0076	U		<0.012	U		<0.011	U		<0.0064	U		<0.066	U		<0.0055	U		<0.025	U	
	10.5 ft	VMP-13-10.5-091310	9/13/2010	<0.015	U		<0.047	U		<0.024	U		<0.014	U		<0.016	U		<0.025	U		<0.023	U		0.0052	J		<0.14	U		0.028		J	<0.053	U	
		VMP-13-10.5-091310-Dup	9/13/2010	<0.014	U		0.041	J		0.014	J		<0.014	U		<0.016	U		<0.024	U		<0.022	U		0.0072	J		<0.14	U		0.043		J	<0.052	U	
		VMP-13-10.5-120110	12/1/2010	<0.0059	U		<0.019	U		<0.0098	U		<0.0056	J	U	<0.0064	U		<0.0099	U		<0.009	U		0.0029	J		<0.055	U		0.0076			<0.021	U	
		VMP-13-10.5-120110-DUP	12/1/2010	<0.0061	U		<0.019	U		0.016			<0.0059	U		<0.0066	U		<0.01	U		<0.0094	U		0.0036	J		<0.058	U		0.01			<0.022	U	
		VMP-13-10.5-021811	2/18/2011	<2.4	U		<7.7	U		<4	U		<2.3	U		<2.6	U		<4.1	U		<3.7	U		<2.2	U		<23	U		<1.9	U		<8.8	U	
		VMP-13-10.5-021811-DUP	2/18/2011	<2.3	U		<7.4	U		<3.9	U		<2.2	U		<2.5	U		<3.9	U		<3.6	U		<2.1	U		<22	U		<1.8	U		<8.4	U	
		VMP-13-10.5-040511-DUP	4/5/2011	<0.0063	U		<0.02	U		0.0077	J		<0.006	U		<0.0068	U		<0.01	U		<0.0096	U		0.003	J		<0.059	U		0.0063			<0.023	U	
		VMP-13-10.5-080911	8/9/2011	<0.14	U		<0.44	U		<0.23	U		<0.13	U		<0.15	U		<0.23	U		<0.21	U		<0.12	U		<1.3	U		0.3			<0.5	U	
		VMP-13-10.5-111411	11/14/2011	<0.004	U		<0.013	U		0.053			0.0012	J		0.00071	J		<0.0067	U		<0.0062	U		0.0018	J		<0.038	U		0.0013	J		<0.014	U	
		VMP-13-10.5-012712	1/26/2012	<0.011	U		<0.035	U		0.0084	J		<0.011	U		<0.012	U		<0.019	U		<0.017	U		0.015			<0.1	U		0.057		J	<0.04	U	
		VMP-13-10.5-012712-DUP	1/26/2012	<0.016	U		<0.05	U		<0.026	U		<0.015	U		<0.017	U		<0.027	U		<0.024	U		0.024			<0.15	U		0.088		J	<0.057	U	
		VMP-13-10.5-042012	4/20/2012	0.00098	J		<0.013	U		0.022		J	0.0016	J		0.00096	J		<0.0067	U		<0.0061	U		0.0012	J		<0.037	U		0.021			0.00085	J	
		VMP-13-10.5-071912	7/19/2012	<0.0042	U		<0.013	U		0.038			0.002	J		0.0021	J		<0.0072	U		<0.0065	U		0.0062			<0.04	U		0.0066			<0.015	U	
		VMP-13-10.5-100912	10/9/2012	<0.0056	U		<0.018	U		0.022		J	<0.0054	U		0.0031	J		<0.0095	U		<0.0086	U		0.0014	J		<0.053	U		0.003	J		<0.02	U	
		VMP-13-10.5-100912-Dup	10/9/2012	<0.0067	U		<0.021	U		<0.011	U	UJ	<0.0064	U		<0.0073	U		<0.011	U		<0.01	U		<0.0061	U		<0.063	U		<0.0052	U		<0.024	U	
		VMP-13-10.5-013013	1/30/2013	<0.0057	U		<0.018	U		0.0047	J		<0.0055	U		<0.0062	J	U	<0.0096	U		<0.0088	U		<0.0052	U		<0.054	U		0.0012	J		<0.021	U	
	21.5 ft	VMP-13-21.5-091310	9/13/2010	<11	U		<35	U		<18	U		<10	U		<12	U		<18	U		<17	U		<9.9	U		<100	U		2.1	J		<40	U	
		VMP-13-21.5-120110	12/1/2010	<21	U		<68	U		<35	U		<20	U		<23	U		<36	U		<33	U		<19	U		<200	U		<16	U		<77	U	
		VMP-13-21.5-021811	2/18/2011	<3.2	U		<10	U		<5.3	U		<3	U		<3.4	U		<5.4	U		<4.9	U		<2.9	U		<30	U		<2.5	U		<11	U	
		VMP-13-21.5-040511	4/5/2011	<4.6	U		<14	U		<7.6	U		<4.4	U		<5	U		<7.7	U		<7.1	U		<4.1	U		<43	U		<3.6	U		<16	U	
		VMP-13-21.5-080911	8/9/2011	<0.57	U		<1.8	U		<0.95	U		0.38	J		<0.62	U		<0.96	U		<0.88	U		<0.52	U		<5.4	U		1			<2.1	U	
		VMP-13-21.5-111411	11/14/2011	<2.6	U		<8.3	U		<4.3	U		<2.5	U		<2.8	U		<4.4	U		<4	U		<2.4	U		<24	U		<2	U		<9.4	U	
		VMP-13-21.5-111411-DUP	11/14/2011	<2.6	U		<8.3	U		<4.3	U		<2.5	U		<2.8	U		<4.4	U		<4	U		<2.4	U		<24	U		0.98	J		<9.4	U	
		VMP-13-21.5-012712	1/27/2012	<0.61	U		<1.9	U		<1	U		0.13	J	J	<0.66	U		<1	U		<0.94	U		<0.55	U		<5.7	U		0.38	J	J	<2.2	U	
		VMP-13-21.5-042012	4/20/2012	<0.068	U		<0.21	U		0.077	J		0.016	J		<0.073	U		<0.11	U		<0.1	U		<0.061	U		<0.64	U		0.083			<0.24	U	
		VMP-13-21.5-071912	7/19/2012	<0.0042	U		<0.013	U		0.071			0.0024	J		0.0015	J		<0.0072	U		<0.0065	U		0.0089			<0.04	U		0.01			<0.015	U	
		VMP-13-21.5-100912	10/9/2012	<0.0069	U		0.011	J		<0.011	U		<0.0066	U		<0.0074	U		<0.012	U		<0.01	U		<0.0062	U		<0.065	U		0.0026	J		<0.025	U	
		VMP-13-21.5-013013	1/30/2013	<0.0067	U		<0.021	U		0.0051	J		<0.0064	U		<0.0073	J	U	<0.011	U		<0.01	U		<0.0061	U		<0.063	U		0.0011	J		<0.024	U	
	29.5 ft	VMP-13-29.5-021811	2/18/2011	<98	U		<310	U		<160	U		<94	U		<110	U		<160	U		<150	U		<88	U		<920	U		<76	U		<350	U	
		VMP-13-29.5-040511	4/5/2011	<64	U		<200	U		<100	U		20	J		<69	U		<110	U		<98	U		<57	U		<600	U		<49	U		<230	U	
		VMP-13-29.5-013012	1/30/2012	<1.9	U		<6.2	U		<3.2	U		4.5		J	0.48	J	J	<3.3	U		<3	U		<1.8	U		<18	U		0.4	J	J	<7	U	
		VMP-13-29.5-042012	4/20/2012	<2.5	U		<8.1	U		<4.2	U		0.94	J		<2.8	U		<4.3	U		<3.9	U		<2.3	U		<24	U		1.5	J		<9.2	U	
		VMP-13-29.5-071912	7/19/2012	<7.3	U		<23	U		<12	U		<7	U		<7.9	U		<12	U		<11	U		<6.6	U		<69	U		<5.7	U		<26	U	
		VMP-13-29.5-100912	10/9/2012	<6.9	U		<22	U		15			1.3	J		<7.4	U		<12	U		<10	U		<6.2	U		<65	U		2.8	J		<25	U	
		VMP-13-29.5-013013	1/30/2013	<2.9	U		<9.2	U		0.85	J		<2.8	U		0.26	J		<4.9	U		<4.5	U		<2.6	U		<27	U		0.46	J		<10	U	

SEE LAST PAGE OF TABLE FOR NOTES

TABLE 6
CUMULATIVE SUMMARY OF SOIL VAPOR ANALYTICAL DETECTIONS AND SCREENING RESULTS: PUBLIC WORKS YARD AND WRR - VOCS

Location	Depth	Sample ID	Sample Date	trans-1,3-Dichloropropene 6.2			1,4-Dioxane 2.3			Ethanol			Ethylbenzene 8300			4-Ethyltoluene			Freon 113			Freon 114			Heptane			Hexachlorobutadiene			Hexane			2-Hexanone (Methyl N-Butyl		
				Result (mg/m^3)	Lab Quals	URS Quals	Result (mg/m^3)	Lab Quals	URS Quals	Result (mg/m^3)	Lab Quals	URS Quals	Result (mg/m^3)	Lab Quals	URS Quals	Result (mg/m^3)	Lab Quals	URS Quals	Result (mg/m^3)	Lab Quals	URS Quals	Result (mg/m^3)	Lab Quals	URS Quals	Result (mg/m^3)	Lab Quals	URS Quals	Result (mg/m^3)	Lab Quals	URS Quals	Result (mg/m^3)	Lab Quals	URS Quals	Result (mg/m^3)	Lab Quals	URS Quals
VMP-14	5 ft	VMP 14-5-091010	9/10/2010	<0.28	U		<0.89	U		<0.47	U		<0.27	U		<0.3	U		<0.48	U		<0.43	U		<0.25	U		<2.6	U		0.55			<1	U	
		VMP-14-5-120110	12/1/2010	<0.0054	U		<0.017	U		0.0085	J		<0.0052	U		<0.0059	U		<0.0092	U		<0.0084	U		0.0011	J		<0.051	U		0.0017	J		<0.02	U	
		VMP-14-5-021711	2/17/2011	<0.006	U		<0.019	U		0.026	J	J	0.0029	J		<0.0065	U		<0.01	U		<0.0092	U		0.059			<0.056	U		0.1			<0.022	U	
		VMP-14-5-040511	4/5/2011	<0.0061	U		<0.019	U		0.012			<0.0058	U		<0.0066	U		<0.01	U		<0.0094	U		<0.0055	U		<0.057	U		0.0076			<0.022	U	
		VMP-14-5-080811	8/8/2011	<6.4	U		<20	U		<10	U		<6.1	U		<6.9	U		<11	U		<9.8	U		10			<60	U		120			<23	U	
		VMP-14-5-111411	11/14/2011	<0.016	U		<0.051	U		<0.026	U		<0.015	U		<0.017	U		<0.027	U		<0.025	U		<0.014	U		<0.15	U		<0.012	U		<0.058	U	
		VMP-14-5-042012	4/20/2012	0.00099	J		<0.012	U		0.024			0.0019	J		<0.0042	U		<0.0066	U		<0.006	U		0.0054			<0.036	U		0.023			<0.014	U	
		VMP-14-5-072312	7/23/2012	<0.0047	U		<0.015	U		0.3			0.0078			0.0018	J		<0.0079	U		<0.0072	U		0.0026	J		<0.044	U		<0.0036	U		0.006	J	
		VMP-14-5-101012	10/10/2012	<0.0066	U		<0.021	U		0.024			<0.0063	U		<0.0071	U		<0.011	U		<0.01	U		<0.0059	U		<0.062	U		<0.0051	U		<0.024	U	
		VMP-14-5-013113	1/31/2013	<0.0061	U		<0.019	U		0.0018	J		<0.0058	U		<0.0066	U		<0.01	U		<0.0094	U		<0.0055	U		<0.057	U		<0.0047	U		<0.022	U	
	11.5 ft	VMP-14-11.5-091010	9/10/2010	<4.3	U		<14	U		<7.2	U		<4.1	U		<4.7	U		<7.3	U		<6.7	U		<3.9	U		<41	U		4.6			<16	U	
		VMP-14-11.5-120110	12/2/2010	<0.38	U		<1.2	U		<0.63	U		<0.36	U		<0.41	U		<0.64	U		<0.59	U		<0.34	U		<3.6	U		0.27	J		<1.4	U	
		VMP-14-11.5-120110-DUP	12/2/2010	<0.34	U		<1.1	U		<0.57	U		0.08	J		<0.37	U		<0.58	U		<0.53	U		<0.31	U		<3.2	U		0.32			<1.2	U	
		VMP-14-11.5-021711	2/17/2011	<0.12	U		<0.4	U		<0.21	U		<0.12	U		<0.14	U		<0.21	U		<0.19	U		<0.11	U		<1.2	U		<0.097	U		<0.45	U	
		VMP-14-11.5-021711-DUP	2/17/2011	<0.12	U		<0.4	U		<0.21	U		<0.12	U		<0.14	U		<0.21	U		<0.19	U		<0.11	U		<1.2	U		<0.097	U		<0.45	U	
		VMP-14-11.5-040511	4/5/2011	<0.02	U		<0.065	U		<0.034	U		0.0054	J		<0.022	U		<0.034	U		<0.031	U		<0.018	U		<0.19	U		0.15			<0.073	U	
		VMP-14-11.5-080811	8/8/2011	<0.63	U		<2	U		<1	U		<0.6	U		<0.68	U		<1.1	U		<0.97	U		<0.57	U		<5.9	U		1.2			<2.3	U	
		VMP-14-11.5-111511	11/15/2011	<0.98	U		<3.1	U		<1.6	U		<0.94	U		<1.1	U		<1.6	U		<1.5	U		0.48	J		<9.2	U		7.7			<3.5	U	
		VMP-14-11.5-012612	1/26/2012	<4	U		<13	U		<6.6	U		<3.8	U		<4.3	U		<6.7	U		<6.2	U		<3.6	U		<38	U		63			<14	U	
		VMP-14-11.5-042312	4/23/2012	<0.0042	U		<0.013	U		0.02		J	0.0025	J		<0.0045	U		<0.007	U		<0.0064	U		0.0054			<0.039	U		0.027		J	<0.015	U	
		VMP-14-11.5-042312-Dup	4/23/2012	<0.0042	U		<0.013	U		0.0058	J	J	0.0022	J		<0.0045	U		<0.007	U		<0.0064	U		0.0054			<0.039	U		0.016		J	<0.015	U	
		VMP-14-11.5-072512	7/25/2012	<1.4	U		<4.6	U		<2.4	U		<1.4	U		<1.6	U		<2.5	U		<2.2	U		<1.3	U		<14	U		9.8			<5.3	U	
		VMP-14-11.5-101012	10/10/2012	<0.0063	U		<0.02	U		0.021			<0.006	U		<0.0068	U		<0.01	U		<0.0096	U		<0.0056	U		<0.059	U		0.0097			<0.023	U	
		VMP-14-11.5-013113	1/31/2013	<0.0058	U		<0.018	U		0.0014	J		<0.0056	U		<0.0063	J	U	<0.0099	U		<0.009	U		<0.0053	U		<0.055	U		0.0014	J		<0.021	U	
	20 ft	VMP-14-20-091010	9/10/2010	<66	U		<210	U		<110	U		<63	U		<72	U		<110	U		<100	U		100			<620	U		700			<240	U	
		VMP-14-20-091010-Dup	9/10/2010	<68	U		<220	U		<110	U		<66	U		<74	U		<120	U		<100	U		98			<640	U		750			<250	U	
		VMP-14-20-120110	12/2/2010	<180	U		<560	U		<300	U		<170	U		<190	U		<300	U		<270	U		130	J		<1700	U		800			<640	U	
		VMP-14-20-021811	2/18/2011	<100	U		<320	U		<170	U		<96	U		<110	U		<170	U		<150	U		47	J		<940	U		320			<360	U	
		VMP-14-20-040511	4/5/2011	<43	U		<140	U		<72	U		<41	U		<47	U		<73	U		<66	U		51			<400	U		350			<160	U	
		VMP-14-20-080811	8/8/2011	<16	U		<50	U		<26	U		<15	U		<17	U		<26	U		<24	U		70			<150	U		590			<56	U	
		VMP-14-20-111511	11/15/2011	<81	U		<260	U		<130	U		<77	U		<88	U		<140	U		<120	U		60	J		<760	U		640			<290	U	
		VMP-14-20-012612	1/26/2012	<7.9	U		<25	U		<13	U		<7.6	U		<8.6	U		<13	U		<12	U		79		J	<75	U		700		J	<29	U	
		VMP-14-20-042312	4/23/2012	<4.3	U		<14	U		<7.2	U		0.38	J		<4.7	U		<7.3	U		<6.7	U		77			<41	U		570			<16	U	
		VMP-14-20-072512	7/25/2012	<6.9	U		<22	U		<11	U		<6.6	U		<7.5	U		<12	U		<11	U		61			<65	U		480			<25	U	
		VMP-14-20-101612	10/16/2012	<32	U		<100	U		<53	U		12	J		<35	U		<54	U		<49	U		49			<300	U		280			<120	U	
		VMP-14-20-013113	1/31/2013	<11	U		<36	U		6.7	J		<11	U		<12	U		<19	U		<18	U		48			<110	U		170			<41	U	
	29 ft	VMP-14-29-021811	2/18/2011	<140	U		<460	U		<240	U		<140	U		<160	U		<250	U		<220	U		110	J		<1400	U		530			<520	U	
		VMP-14-29-040511	4/5/2011	<120	U		<400	U		<210	U		<120	U		<140	U		<210	U		<190	U		140			<1200	U		700			<450	U	
		VMP-14-29-012612	1/26/2012	<140	U		<450	U		<240	U		<140	U		<150	U		<240	U		<220	U		120	J		<1300	U		840			<510	U	
		VMP-14-29-042312	4/23/2012	<51	U		<160	U		<84	U		<49	U		<55	U		<86	U		<78	U		110			<480	U		650			<180	U	
		VMP-14-29-072512	7/25/2012	<53	U		<170	U		<88	U		<51	U		<58	U		<90	U		<82	U		100			<500	U		620			<190	U	
		VMP-14-29-101612	10/16/2012	<80	U		<250	U		<130	U		<76	U		<86	U		<130	U		<120	U		48	J		<750	U		300			<290	U	
		VMP-14-29-013113-DUP	1/31/2013	<110	U		<340	U		<180	U		<100	U	UJ	<120	U		<180	U		<160	U		33	J	J	<1000	U		170		J	<390	U	
		VMP-14-29-013113	1/31/2013	<45	U		<140	U		<74	U		13	J	J	<48	U		<75	U		<69	U		250		J	<420	U		980		J	<160	U	
VMP-15	5 ft	VMP 15-5-091410	9/14/2010	<0.0057	U		<0.018	U		0.0076	J		<0.0055	U		<0.0062	U		<0.0096	U		<0.0088	U		0.0059			<0.054	U		0.022			<0.021	U	
		VMP-15-5-113010	11/30/2010	<0.14	U		<0.43	U		<0.22	U		0.031	J		<0.15	U		<0.23	U		<0.21	U		<0.12	U		<1.3	U		0.12			<0.49	U	
		VMP-15-5-021611	2/16/2011	<0.13	U		<0.41	U		0.13	J	J	<0.12	U		<0.14	U		<0.22	U		<0.2	U		<0.12	U		<1.2	U		<0.099	U		<0.46	U	
		VMP-15-5-042011	4/20/2011	<0.3	U		<0.95	U		<0.5	U		<0.29	U		<0.32	U		<0.5	U		<0.46	U		<0.27	U		<2.8	U		<0.23	U		<2.7	U	
		VMP-15-5-080811	8/8/2011	<0.0067	J	U	<0.021	U		0.072			0.0016	J		<0.0073	J	U	<0.011	U		<0.01	U		0.0014	J		<0.063	U		0.0056			0.0016	J	
		VMP-15-5-111511	11/15/2011	<0.0075	U		<0.024	U		0.026			0.0031	J		0.0011	J		<0.013	U		<0.012	U		0.019			<0.071	U		0.048			<0.027	U	
		VMP-15-5-020112	2/1/2012	<0.039	U		<0.12	U		0.059	J		0.025	J		0.026	J		<0.066	U		<0.06	U		<0.035	U		<0.36	U		<0.03	U		<0.14	U	
		VMP-15-5-042412	4/24/2012	<0.04	U		<0.13	U		<0.066	U		<0.038	U		<0.043	U		<0.067	U		<0.061	U		<0.036	U		<0.37	U		<0.031	U		<0.14	U	
		VMP-15-5-072512	7/25/2012	<0.0045	U		<0.014	U		0.049			0.0034	J		0.0035	J		<0.0075	U		<0.0069	U		<0.004	U		<0.042	U		0.012			0.0037	J	
		VMP-15-5-102512	10/25/2012	<0.0067	U		<0.021	U		0.038			0.0019	J		0.0025	J		<0.011	U		<0.01	U		0.0033	J		<0.063	U		0.0066			<0.024	U	
		VMP-15-5-020513	2/5/2013	<0.0066	U		<0.021	U		0.0033	J		<0.0063	U		<0.0071	J	U	<0.011	U		<0.01	U		<0.0059	U		<0.062	U		<0.0051	U		<0.024	U	
	21.5 ft	VMP 15-21.5-091410	9/14/2010	<0.62	U		<2	U		<1	U		<0.59	U		<0.67	U		<1	U		<0.96	U		<0.56	U		<5.8	U		<0.48	U		<2.2	U	
		VMP-15-21.5-113010	11/30/2010	<0.73	U		<2.3	U		<1.2	U		<0.7	U		<0.79	U		<1.2	U		<1.1	U		<0.66	U		<6.8	U		<0.56	U		<2.6	U	
		VMP-15-21.5-021611	2/16/2011	<0.51	U		<1.6	U		<0.84	U		<0.49	U		<0.55	U		<0.86	U		<0.78	U		<0.46	U		<4.8	U		1.9			<1.8	U	
		VMP-15-21.5-042011	4/20/2011	<0.8	U		<2.5	U		<1.3	U		<0.76	U		<0.86	U		<1.3	U		<1.2	U		<0.72	U		<7.5	U		<0.62	U		<7.2	U	
		VMP-15-21.5-080811	8/8/2011	<0.64	U		<2	U		<1.1	U		<0.61	U		<0.69	U		<1.1	U		<0.98	U		<0.58	U		<6	U		<0.5	U		<2.3	U	
		VMP-15-21.5-111511	11/15/2011	<0.51	U		<1.6	U		<0.85	U		<0.49	U		<0.55	U		<0.86	U		<0.79	U		<0.46	U		<4.8	U		<0.4	U		<1.8	U	
		VMP-15-21.5-020112	2/1/2012	<0.38	U		<1.2	U		<0.63	U		<0.36	U		<0.41	U		<0.64	U		<0.59	U		<0.34	U		<3.6	U		<0.3	U		<1.4	U	
		VMP-15-21.5-042412	4/24/2012	<0.17	U		<0.53	U		<0.28	U		<0.16	U		<0.18	U		<0.28	U		<0.26	U		<0.15	U		<1.6	U		<0.13	U		<0.6	U	
		VMP-15-21.5-072512	7/25/2012	<0.6	U		<1.9	U		<1	U		<0.58	U		<0.65	U		<1	U		<0.93	U		<0.54	U		<5.6	U		0.097	J		<2.2	U	
		VMP-15-21.5-102512	10/25/2012	<0.98	U		<3.1	U		<1.6	U		<0.94	U		<1.1	U		<1.6	U		<1.5	U		<0.89	U		<9.2	U		<0.76	U		<3.5	U	
		VMP-15-21.5-102512-Dup	10/25/2012	<1	U		<3.2	U		<1.7	U		<0.97	U		<1.1	U		<1.7	U		<1.6	U		<0.91	U		<9.5	U		<0.78	U		<3.6	U	
		VMP-15-21.5-020713	2/7/2013	<0.025	U		<0.079	U		0.04	J		<0.024	U		<0.027	U		<0.042	U		<0.038	U		0.12			<0.23	U		0.41			<0.09	U	
	25.5 ft	VMP 15-25.5-091410	9/14/2010	<0.0058	U		<0.018	U		0.0053	J		<0.0056	U		<0.0063	U		<0.0099	U		<0.009	U		0.0039	J		<0.055	U		0.011			<0.021	U	
		VMP-15-25.5-021611	2/16/2011	<0.078	U		<0.25	U		<0.13	U		<0.075	U		<0.084	U		<0.13	U		<0.12	U		<0.07	U		<0.73	U		<0.061	U		<0.28	U	
		VMP-15-25.5-042011	4/20/2011	<0.064	U		<0.2	U		<0.11	U		<0.061	U		<0.069	U		<0.11	U		<0.098	U		<0.058	U		<0.6	U		0.046	J		<0.58	U	
		VMP-15-25.5-042011-DUP	4/20/2011	<0.06	U		<0.19	U		<0.099	U		<0.057	U		<0.065	U		<0.1	U		<0.092	U		<0.054	U		<0.56	U		0.035	J		<0.54	U	
		VMP-15-25.5-080811	8/8/2011	<0.064	U		<0.2	U		0.087	J		<0.061	U		<0.069	U		<0.11	U		<0.098	U		<0.058	U		<0.6	U		<0.05	U		<0.23	U	
		VMP-15-25.5-111511	11/15/2011	<0.02	U		<0.062	U		0.027	J		<0.019	U		<0.021	U		<0.033	U		<0.03	U		0.013	J		<0.18	U		0.097			<0.071	U	
		VMP-15-25.5-073112	7/31/2012	<0.042	U		<0.13	U		0.052	J	J	<0.04	U		<0.045	U		<0.07	U		<0.064	U		<0.037	U		<0.39	U		<0.032	U		<0.15	U	
		VMP-15-25.5-102512	10/25/2012	<0.0067	U		<0.021	U		0.065			<0.0064	U		0.0017	J		<0.011	U		<0.01	U		<0.0061	U		<0.063	U		<0.0052	U		<0.024	U	
		VMP-15-25.5-021213	2/12/2013	<0.2	U		<0.65	U		<0.34	U		<0.19	U		<0.22	U		<0.34	U		<0.31	U		<0.18	U		<1.9	U		<0.16	U		<0.73	U	
	29 ft	VMP-15-29-073112	7/31/2012	<0.18	U		<0.56	U		<0.3	U		<0.17	U		<0.19	U		<0.3	U		<0.27	U		<0.16	U		<1.7	U		<0.14	U		<0.64	U	
		VMP-15-29-102512	10/25/2012	<0.014	U		<0.044	U		0.086			<0.013	U		0.0023	J		<0.024	U		<0.022	U		<0.013	U		<0.13	U		0.013			<0.051	U	
		VMP-15-29-021213	2/12/2013	<0.12	U		<0.39	U		<0.2	U		<0.12	U		<0.13	U		<0.21	U		<0.19	U		<0.11	U		<1.1	U		<0.095	U		<0.44	U	

TABLE 6
CUMULATIVE SUMMARY OF SOIL VAPOR ANALYTICAL DETECTIONS AND SCREENING RESULTS: PUBLIC WORKS YARD AND WRR - VOCS

Location	Depth	Sample ID	Sample Date	trans-1,3-Dichloropropene 6.2			1,4-Dioxane 2.3			Ethanol			Ethylbenzene 8300			4-Ethyltoluene			Freon 113			Freon 114			Heptane			Hexachlorobutadiene			Hexane			2-Hexanone (Methyl N-Butyl		
				Result (mg/m^3)	Lab Quals	URS Quals	Result (mg/m^3)	Lab Quals	URS Quals	Result (mg/m^3)	Lab Quals	URS Quals	Result (mg/m^3)	Lab Quals	URS Quals	Result (mg/m^3)	Lab Quals	URS Quals	Result (mg/m^3)	Lab Quals	URS Quals	Result (mg/m^3)	Lab Quals	URS Quals	Result (mg/m^3)	Lab Quals	URS Quals	Result (mg/m^3)	Lab Quals	URS Quals	Result (mg/m^3)	Lab Quals	URS Quals	Result (mg/m^3)	Lab Quals	URS Quals
VMP-16	5 ft	VMP-16-5-090210	9/2/2010	<11	U		<34	U		<18	U		12			2.5	J		<18	U		<17	U		14			<100	U		6.3	J		<39	U	
		VMP-16-5-112910	11/29/2010	<4.9	U		<16	U		<8.2	U		7.5		J	<5.4	U		<8.4	U		<7.6	U		<4.5	U		<46	U		<3.8	U		<18	U	
		VMP-16-5-021511	2/15/2011	<3	U		<9.5	U		<5	U		<2.9	U		<3.2	U		<5	U		<4.6	U		<2.7	U		<28	U		45		J	<11	U	
		VMP-16-5-042211	4/22/2011	<4	U		<13	U		<6.6	U		<3.8	U		<4.3	U		<6.7	U		<6.2	U		<3.6	U		<38	U		4.8			<36	U	
		VMP-16-5-080511	8/5/2011	<1.3	U		<4	U		<2.1	U		<1.2	U		<1.4	U		<2.2	U		<2	U		<1.2	U		<12	U		1.4			<4.6	U	
		VMP-16-5-042512	4/25/2012	<4.3	U		<14	U		<7.2	U		<4.1	U		<4.7	U		<7.3	U		<6.7	U		<3.9	U		<41	U		<3.4	U		<16	U	
		VMP-16-5-073012	7/30/2012	<4.1	U		<13	U		<6.7	U		0.64	J	J	<4.4	U		<6.8	U		<6.2	U		<3.7	U		<38	U		<3.2	U		<15	U	
		VMP-16-5-102512	10/25/2012	<3.2	U		<10	U		<5.3	U		<3.1	U		<3.5	U		<5.4	U		<4.9	U		<2.9	U		<30	U		<2.5	U		<12	U	
		VMP-16-5-021413	2/14/2013	<0.5	U		<1.6	U		<0.83	U		<0.48	U		<0.54	U		<0.84	U		<0.77	U		<0.45	U		<4.7	U		<0.39	U		<1.8	U	
	13.5 ft	VMP-16-13.5-090210	9/2/2010	<11	U		<36	U		<19	U		15			3.4	J		<19	U		<17	U		13			<100	U		6.6	J	J	<40	U	
		VMP-16-13.5-090210-DUP	9/2/2010	<11	U		<36	U		<19	U		15			2.9	J		<19	U		<17	U		12			<100	U		9.7		J	<40	U	
		VMP-16-13.5-112910	11/29/2010	<32	U		<100	U		<53	U		9.9	J		<34	U		<54	U		<49	U		<29	U		<300	U		<25	U		<110	U	
		VMP-16-13.5-021611	2/16/2011	<6.1	U		<19	U		<10	U		<5.8	U		<6.6	U		<10	U		<9.4	U		<5.5	U		<57	U		12			<22	U	
		VMP-16-13.5-021611-DUP	2/16/2011	<6	U		<19	U		<9.9	U		<5.7	U		<6.5	U		<10	U		<9.2	U		<5.4	U		<56	U		10			<22	U	
		VMP-16-13.5-042211	4/22/2011	<6.4	U		<20	U		<11	U		<6.2	U		<7	U		<11	U		<9.9	U		<5.8	U		<60	U		5			<58	U	
		VMP-16-13.5-080511	8/5/2011	<0.63	U	UJ	<2	U	UJ	<1	U	UJ	<0.6	U	UJ	<0.68	U	UJ	<1	U	UJ	<0.96	U	UJ	<0.56	U	UJ	<5.9	U	UJ	5.8		J	<2.3	U	UJ
		VMP-16-13.5-042512	4/25/2012	<0.69	U		<2.2	U		<1.1	U		3.2		J	0.39	J	J	<1.2	U		<1.1	U		<0.62	U		<6.5	U		<0.54	U		<2.5	U	
		VMP-16-13.5-073012	7/30/2012	<21	U		<66	U		<34	U		<20	U		<22	U		<35	U		<32	U		<19	U		<200	U		9	J		<75	U	
		VMP-16-13.5-102512	10/25/2012	<64	U		<200	U		<110	U		<61	U		<69	U		<110	U		<98	U		<58	U		<600	U		<50	U		<230	U	
		VMP-16-13.5-021413	2/14/2013	<10	U		<32	U		<17	U		4	J	J	<11	U		3	J	J	<16	U		<9.2	U		<96	U		6.1	J	J	<37	U	
	19 ft	VMP-16-19-090210	9/2/2010	<11	U		<36	U		<19	U		23			3.2	J		<19	U		<17	U		14			<100	U		7.5	J		<40	U	
		VMP-16-19-112910	11/29/2010	<24	U		<78	U		<41	U		14	J		<26	U		<41	U		<38	U		<22	U		<230	U		<19	U		<88	U	
		VMP-16-19-021611	2/16/2011	<5.8	U		<18	U		<9.7	U		<5.6	U		<6.3	U		<9.9	U		<9	U		<5.3	U		<55	U		7.4			<21	U	
		VMP-16-19-042711	4/27/2011	<6	U		<19	U		<9.9	U		<5.7	U		<6.5	U		<10	U		<9.2	U		<5.4	U		<56	U		1.8	J		<54	U	
		VMP-16-19-042711-DUP	4/27/2011	<5.8	U		<18	U		<9.7	U		<5.6	U		<6.3	U		<9.9	U		<9	U		<5.3	U		<55	U		1.7	J		<53	U	
		VMP-16-19-042512	p	<16	U		<51	U		<27	U		7.3	J		<17	U		<27	U		<25	U		<14	U		<150	U		<12	U		<58	U	
		VMP-16-19-073012	7/30/2012	<14	U		<46	U		<24	U		12	J		<16	U		<24	U		<22	U		<13	U		<130	U		4.9	J		<52	U	
		VMP-16-19-102512	10/25/2012	<60	U		<190	U		<99	U		<57	U		<65	U		<100	U		<92	U		<54	U		<560	U		<46	U		<220	U	
		VMP-16-19-021413	2/14/2013	<6	U		<19	U		<9.9	U		88		J	8.8		J	<10	U		<9.2	U		<5.4	U		<56	U		4	J	J	<22	U	
	31 ft	VMP-16-31-090310	9/3/2010	<0.0066	U		<0.021	U		0.014			0.002	J		<0.0071	U		<0.011	U		<0.01	U		<0.0059	U		<0.062	U		0.0028	J		<0.024	U	
		VMP-16-31-112910	11/29/2010	<25	U		<78	U		<41	U		15	J		<27	U		<42	U		<38	U		<22	U		<230	U		<19	U		<89	U	
		VMP-16-31-042512	4/25/2012	<19	U		<62	U		<32	U		3.4	J		<21	U		<33	U		<30	U		<18	U		<180	U		<15	U		<70	U	
		VMP-16-31-073012	7/30/2012	<16	U		<50	U		6	J	J	<15	U		<17	U		<27	U		<24	U		<14	U		<150	U		5.6	J		<57	U	
		VMP-16-31-102512	10/25/2012	<74	U		<240	U		<120	U		<71	U		<81	U		<120	U		<110	U		<67	U		<700	U		<58	U		<270	U	
		VMP-16-31-021813	2/18/2013	<23	U		<72	U		<38	U		43			<24	U		<38	U		<35	U		<20	U		<210	U		3	J		<82	U	
VMP-17	5 ft	VMP-17-5	6/21/2010	<0.006	U		<0.021	U		<0.011	U		<0.006	U		<0.007	U		<0.011	U		<0.01	U		0.023			<0.062	U		0.41			<0.024	U	
		VMP-17-5-DUP	6/21/2010	<0.006	U		<0.022	U		<0.011	U		<0.006	U		<0.007	U		<0.011	U		<0.01	U		0.019			<0.064	U		0.35			<0.024	U	
		VMP-17-5-090110	9/1/2010	<0.0061	U		0.0033	J		0.022			0.0039	J	J	<0.0066	U		<0.01	U	U	<0.0094	U		0.043			<0.057	U	UJ	0.088			<0.022	U	
		VMP-17-5-112210	11/22/2010	<0.0061	U		0.0036	J		0.011			<0.0058	U		<0.0066	U		<0.01	U		<0.0094	U		<0.0055	U		<0.057	U		0.0013	J		<0.022	U	
		VMP-17-5-020711	2/7/2011	<0.0057	U		0.0034	J		<0.0095	U		<0.0055	U		<0.0062	U		<0.0096	U		<0.0088	U		0.016			<0.054	U		0.02			<0.021	U	
		VMP-17-5-040611	4/6/2011	<0.023	U		<0.073	U		<0.038	U		<0.022	U		<0.025	U		<0.039	U		<0.035	U		0.025			<0.22	U		0.11			<0.083	U	
		VMP-17-5-080111	8/1/2011	<0.087	U		<0.28	U		0.17			<0.084	U		<0.095	U		<0.15	U		<0.13	U		0.028	J		<0.82	U		0.24			<0.32	U	
		VMP-17-5-110711	11/7/2011	<0.0039	U		<0.012	U		0.044			<0.0037	U		<0.0042	J	U	<0.0066	U		<0.006	U		0.0009	J		<0.036	U		0.00088	J		0.00053	J	
		VMP-17-5-012612	1/26/2012	<0.0041	U		<0.013	U		0.0099			0.0012	J		<0.0044	U		<0.0068	U		<0.0062	U		<0.0037	U		<0.038	U		0.00056	J		<0.015	U	
		VMP-17-5-041112	4/11/2012	<0.0042	U		<0.013	U		0.015			0.0023	J		<0.0045	U		<0.007	U		<0.0064	U		0.0022	J		<0.039	U		0.0025	J		<0.015	U	
		VMP-17-5-071112	7/11/2012	<0.0044	U		<0.014	U		0.064			0.0031	J		<0.0048	J	U	<0.0075	U		<0.0068	U		0.0035	J		<0.042	U		0.0047			<0.016	J	U
		VMP-17-5-100912	10/9/2012	<0.0069	U		<0.022	U		0.0052	J		<0.0066	U		0.0045	J		<0.012	U		<0.01	U		<0.0062	U		<0.065	U		<0.0053	U		<0.025	U	
		VMP-17-5-013113	1/31/2013	<0.024	U		<0.076	U		<0.04	U		0.0047	J		0.0096	J		<0.041	U		<0.037	U		<0.022	U		<0.23	U		0.0065	J		<0.087	U	
		VMP-17-5-013113-DUP	1/31/2013	<0.024	U		<0.076	U		<0.04	U		<0.023	U		0.0055	J		<0.041	U		<0.037	U		0.0063	J		<0.23	U		0.015	J		<0.087	U	
VMP-25	5 ft	VMP-25-5-031511	3/15/2011	<0.055	U		<0.17	U		<0.091	U		0.07			0.12			<0.093	U		<0.084	U		0.6			<0.52	U		1.3			<0.2	U	
		VMP-25-5-040811	4/8/2011	<0.025	U		<0.079	U		0.033	J		<0.024	U		<0.027	U		<0.042	U		<0.038	U		<0.022	U		<0.23	U		0.093			<0.09	U	
		VMP-25-5-080911	8/9/2011	<0.0053	J	U	<0.017	U		0.1			0.01			<0.0057	J	U	<0.0089	U		<0.0081	U		0.034			<0.05	U		0.1			<0.019	U	
		VMP-25-5-111711	11/17/2011	<0.0038	U		<0.012	U		0.0071			<0.0036	U		<0.0041	U		<0.0064	U		<0.0059	U		<0.0034	U		<0.036	U		<0.003	U		<0.014	U	
		VMP-25-5-013112	1/31/2012	<0.028	U		<0.088	U		<0.046	U		0.0044	J		<0.03	U		<0.047	U		<0.043	U		0.072			<0.26	U		0.41			<0.1	U	
		VMP-25-5-042512	4/25/2012	<0.0043	U		<0.014	U		0.058			0.003	J		0.0019	J		<0.0073	U		<0.0067	U		0.0016	J		<0.041	U		0.0024	J		<0.016	U	
		VMP-25-5-072612	7/26/2012	<0.015	U		<0.047	U		0.019	J		0.014			0.01	J		<0.025	U		<0.023	U		0.18			<0.14	U		0.51			<0.054	U	
		VMP-25-5-102612	10/26/2012	<0.0061	U		<0.019	U		0.048			<0.0058	U		<0.0066	U		<0.01	U		<0.0094	U		<0.0055	U		<0.057	U		<0.0047	U		<0.022	U	
		VMP-25-5-030613	3/6/2013	<0.0058	J	U	<0.018	U		0.0069	J		0.0023	J		0.0018	J		<0.0098	U		<0.009	U		<0.0053	U		<0.055	U		0.0023	J		<0.021	U	
	21 ft	VMP-25-21-031511	3/15/2011	<11	U		<34	U		12	J		11			1.7	J		<18	U		<16	U		420		J	<100	U		1700		J	<39	U	
		VMP-25-21-031511-DUP	3/15/2011	<14	U		<44	U		14	J		11	J		<15	U		<23	U		<21	U		650		J	<130	U		2700		J	<50	U	
		VMP-25-21-040811	4/8/2011	<110	U		<360	U		<190	U		<110	U		<120	U		<190	U		<180	U		480			<1100	U		2100			<410	U	
		VMP-25-21-040811-DUP	4/8/2011	<120	U		<370	U		<190	U		<110	U		<120	U		<200	U		<180	U		510			<1100	U		2100			<420	U	
		VMP-25-21-080911	8/9/2011	<37	U		<120	U		<62	U		210			190			<63	U		<58	U		700			<350	U		2800			<140	U	
		VMP-25-21-111711	11/17/2011	<51	U		<160	U		<85	U		<49	U		<55	U		<86	U		<79	U		120			<480	U		840			<180	U	
		VMP-25-21-111711-DUP	11/17/2011	<75	U		<240	U		<120	U		<72	U		<82	U		<130	U		<120	U		110			<710	U		800			<270	U	
		VMP-25-21-013112	1/31/2012	<26	U		<84	U		<44	U		<25	U		<29	U		<45	U		<41	U		310			<250	U		1700			<96	U	
		VMP-25-21-013112-DUP	2/1/2012	<25	U		<78	U		<41	U		<24	U		<27	U		<42	U		<38	U		370			<230	U		1900			<89	U	
		VMP-25-21-042512	4/25/2012	<17	U		<54	U		<28	U		<16	U		<18	U		<28	U		<26	U		300			<160	U		1900			<61	U	
		VMP-25-21-072612	7/26/2012	<28	U		<91	U		<47	U		<27	U		<31	U		<48	U		<44	U		330			<270	U		2200			<100	U	
		VMP-25-21-102612	10/26/2012	<170	U		<540	U		<280	U		<160	U		<180	U		<290	U		<260	U		350			<1600	U		2000			<620	U	
		VMP-25-21-030613	3/6/2013	<44	U		<140	U		<72	U		<42	U		<47	U		<74	U		<67	U		530			<410	U		2200			<160	U	
	31 ft	VMP-25-31-030613	3/6/2013	<58	U		<180	U		15	J		<55	U		<62	U		<97	U		<89	U		60			<540	U		280			<210	U	

SEE LAST PAGE OF TABLE FOR NOTES

TABLE 6
CUMULATIVE SUMMARY OF SOIL VAPOR ANALYTICAL DETECTIONS AND SCREENING RESULTS: PUBLIC WORKS YARD AND WRR - VOCS

Location	Depth	Sample ID	Sample Date	trans-1,3-Dichloropropene			1,4-Dioxane			Ethanol			Ethylbenzene			4-Ethyltoluene			Freon 113			Freon 114			Heptane			Hexachlorobutadiene			Hexane			2-Hexanone (Methyl N-Butyl		
				6.2			2.3						8300																							
				Result (mg/m^3)	Lab Quals	URS Quals	Result (mg/m^3)	Lab Quals	URS Quals	Result (mg/m^3)	Lab Quals	URS Quals	Result (mg/m^3)	Lab Quals	URS Quals	Result (mg/m^3)	Lab Quals	URS Quals	Result (mg/m^3)	Lab Quals	URS Quals	Result (mg/m^3)	Lab Quals	URS Quals	Result (mg/m^3)	Lab Quals	URS Quals	Result (mg/m^3)	Lab Quals	URS Quals	Result (mg/m^3)	Lab Quals	URS Quals	Result (mg/m^3)	Lab Quals	URS Quals
VMP-29	10 ft	VMP-29-10-073012	7/30/2012	<0.048	U		<0.15	U		0.034	J		<0.046	U		<0.052	U		<0.081	U		<0.074	U		<0.043	U		<0.45	U		<0.037	U		<0.17	U	
		VMP-29-10-100812	10/8/2012	<0.085	U		<0.27	U		<0.14	U		<0.082	U		<0.092	U		<0.14	U		<0.13	U		<0.077	U		<0.8	U		<0.066	U		<0.31	U	
		VMP-29-10-020613	2/6/2013	<0.0064	U		<0.02	U		0.018			<0.0061	U		<0.0069	U		<0.011	U		<0.0098	U		<0.0058	U		<0.06	U		<0.005	U		<0.023	U	
	20 ft	VMP-29-20-073012	7/30/2012	<0.57	U		<1.8	U		0.3	J		<0.54	U		<0.62	U		<0.96	U		<0.88	U		<0.51	U		<5.4	U		<0.44	U		<2	U	
		VMP-29-20-073012-Dup	7/30/2012	<0.53	U		<1.7	U		0.19	J		<0.51	U		<0.58	U		<0.9	U		<0.82	U		<0.48	U		<5	U		<0.41	U		<1.9	U	
		VMP-29-20-100812	10/8/2012	<0.085	U		<0.27	U		0.077	J		<0.082	U		<0.092	U		<0.14	U		<0.13	U		<0.077	U		<0.8	U		<0.066	U		<0.31	U	
		VMP-29-20-020613	2/6/2013	<0.0063	U		<0.02	U		0.01	J		<0.006	U		<0.0068	J	U	<0.01	U		<0.0096	U		<0.0056	U		<0.059	U		0.0012	J		<0.023	U	
	30 ft	VMP-29-30-073012	7/30/2012	<0.093	U		<0.3	U		0.18			<0.089	U		<0.1	U		<0.16	U		<0.14	U		<0.084	U		<0.88	U		<0.073	U		<0.34	U	
		VMP-29-30-100812	10/8/2012	<0.42	U		<1.3	U		<0.7	U		<0.4	U		<0.45	U		<0.71	U		<0.65	U		<0.38	U		<3.9	U		0.1	J		<1.5	U	
		VMP-29-30-020613	2/6/2013	<0.0066	U		0.019	J		0.012			<0.0063	U		<0.0071	J	U	<0.011	U		<0.01	U		<0.0059	U		<0.062	U		0.00089	J		<0.024	U	
VMP-30	10 ft	VMP-30-10-073012	7/30/2012	<0.17	U		<0.54	U		<0.28	U		<0.16	U		<0.18	U		<0.29	U		<0.26	U		<0.15	U		<1.6	U		<0.13	U		<0.61	U	
		VMP-30-10-100812	10/8/2012	<0.0064	U		<0.02	U		0.022			<0.0061	U		<0.0069	U		<0.011	U		<0.0098	U		0.0028	J		<0.06	U		0.00099	J		<0.023	U	
		VMP-30-10-020613	2/6/2013	<0.006	U		<0.019	U		0.0046	J		<0.0057	U		<0.0065	U		<0.01	U		<0.0092	U		0.0014	J		<0.056	U		0.0022	J		<0.022	U	
	20 ft	VMP-30-20-073012	7/30/2012	<0.72	U		<2.3	U		<1.2	U		<0.69	U		<0.78	U		<1.2	U		<1.1	U		<0.65	U		<6.8	U		<0.56	U		<2.6	U	
		VMP-30-20-100812	10/8/2012	<0.26	U		<0.84	U		0.25	J		<0.25	U		<0.28	U		<0.44	U		<0.4	U		<0.24	U		<2.5	U		<0.2	U		<0.95	U	
		VMP-30-20-020613	2/6/2013	<0.006	U		<0.019	U		0.008	J		<0.0057	U		<0.0065	J	U	<0.01	U		<0.0092	U		<0.0054	U		<0.056	J	U	0.0025	J		<0.022	U	
	30 ft	VMP-30-30-073012	7/30/2012	<0.74	U		<2.4	U		<1.2	U		<0.71	U		<0.8	U		<1.2	U		<1.1	U		<0.67	U		<7	U		<0.58	U		<2.7	U	
		VMP-30-30-100812	10/8/2012	<0.55	U		<1.7	U		<0.91	U		<0.52	U		<0.59	U		<0.92	U		<0.84	U		<0.49	U		<5.1	U		0.11	J		<2	U	
		VMP-30-30-020613	2/6/2013	<0.02	U		<0.063	U		0.0044	J		<0.019	U		<0.022	U		<0.034	U		<0.031	U		<0.018	U		<0.19	U		<0.016	U		<0.072	U	
VMP-41	10 ft	VMP-41-10-072712	7/27/2012	<0.0055	U		<0.018	U		0.072			0.0059			0.0015	J		<0.0093	U		<0.0085	U		0.0099			<0.052	U		0.011			0.0028	J	
		VMP-41-10-100912	10/9/2012	<0.0067	U		<0.021	U		0.035			<0.0064	U		<0.0073	U		<0.011	U		<0.01	U		0.0025	J		<0.063	U		<0.0052	U		<0.024	U	
		VMP-41-10-012913	1/29/2013	<0.0067	U		<0.021	U		<0.011	U		<0.0064	U		<0.0073	U		<0.011	U		<0.01	U		<0.0061	U		<0.063	U		<0.0052	U		<0.024	U	
	20 ft	VMP-41-20-072712	7/27/2012	<0.0042	U		<0.013	U		0.042			0.003	J		0.0009	J		<0.0072	U		<0.0065	U		0.0028	J		<0.04	U		<0.0033	U		0.0017	J	
		VMP-41-20-072712-Dup	7/27/2012	<0.0043	U		<0.014	U		0.028			0.003	J		0.00079	J		<0.0073	U		<0.0067	U		0.0015	J		<0.041	U		0.00086	J		0.0014	J	
		VMP-41-20-100912	10/9/2012	<0.0066	U		<0.021	U		0.031			<0.0063	U		<0.0071	U		<0.011	U		<0.01	U		0.0024	J		<0.062	U		0.001	J		0.0014	J	
		VMP-41-20-100912-Dup	10/9/2012	<0.0067	J	U	<0.021	U		0.032			<0.0064	U		<0.0073	U		<0.011	U		<0.01	U		0.002	J		<0.063	J	U	<0.0052	U		<0.024	U	
		VMP-41-20-012913	1/29/2013	<0.0069	U		<0.022	U		<0.011	U		<0.0066	U		<0.0074	U		<0.012	U		<0.01	U		<0.0062	U		<0.065	U		0.0017	J		<0.025	U	
	30 ft	VMP-41-30-072712	7/27/2012	<0.0043	U		<0.014	U		0.12			0.0032	J		0.00082	J		<0.0073	U		<0.0067	U		0.0081			<0.041	U		0.0062			0.0039	J	
		VMP-41-30-100912	10/9/2012	<0.007	U		<0.022	U		0.024			<0.0068	U		<0.0076	U		<0.012	U		<0.011	U		0.0024	J		<0.066	U		0.0013	J		<0.025	U	
		VMP-41-30-012913	1/29/2013	<0.0064	U		<0.02	U		0.0054	J		<0.0061	U		<0.0069	U		<0.011	U		<0.0098	U		0.0082			<0.06	U		0.0088			<0.023	U	
VMP-55	20 ft	VMP-55-20-021513	2/15/2013	<16	U		<50	U		<26	U		<15	U		<17	U		<26	U		<24	U		<14	U		<150	U		42			<56	U	

SEE LAST PAGE OF TABLE FOR NOTES

TABLE 6
CUMULATIVE SUMMARY OF SOIL VAPOR ANALYTICAL DETECTIONS AND SCREENING RESULTS: PUBLIC WORKS YARD AND WRR - VOCS

Location	Depth	Sample ID	Sample Date	Isopentane			Isopropylbenzene (Cumene) 3500			4-Methyl-2-pentanone (Methyl			Methyl tert-Butyl Ether (MTBE) 23000			2-Propanol			n-Propylbenzene			Styrene 8500			1,1,2,2-Tetrachloroethane			Tetrachloroethene 4			Tetrahydrofuran			Toluene 40000			1,2,4-Trichlorobenzene 50		
				Result (mg/m^3)	Lab Quals	URS Quals	Result (mg/m^3)	Lab Quals	URS Quals	Result (mg/m^3)	Lab Quals	URS Quals	Result (mg/m^3)	Lab Quals	URS Quals	Result (mg/m^3)	Lab Quals	URS Quals	Result (mg/m^3)	Lab Quals	URS Quals	Result (mg/m^3)	Lab Quals	URS Quals	Result (mg/m^3)	Lab Quals	URS Quals	Result (mg/m^3)	Lab Quals	URS Quals	Result (mg/m^3)	Lab Quals	URS Quals	Result (mg/m^3)	Lab Quals	URS Quals	Result (mg/m^3)	Lab Quals	URS Quals
VMP-10	5 ft	VMP-10-5-090710	9/7/2010				0.002	J		0.0016	J		<0.0048	U		0.02			0.0035	J		0.0029	J		<0.0091	U		0.0017	J		<0.0039	U		0.014			<0.039	U	
		VMP-10-5-111810	11/17/2010				<0.0059	U		<0.005	U		0.00036	J		<0.012	U		<0.0059	U		0.0024	J		<0.0083	U		<0.0082	J	U	<0.0036	U		<0.0046	U		<0.036	U	
		VMP-10-5-021011	2/10/2011				<0.0058	U		<0.0049	U		<0.0043	U		0.0058	J		<0.0058	U		<0.0051	U		<0.0082	U		<0.0081	U		<0.0035	U		0.0028	J		<0.035	U	
		VMP-10-5-040511	4/5/2011	0.017			0.013			0.039			0.00036	J		0.065			<0.0054	J	U	<0.0047	U		<0.0076	U		<0.0075	J	U	0.0062			0.0082			<0.033	J	U
		VMP-10-5-072911	7/29/2011	<0.016	U		0.013			0.066			<0.0048	U		0.023			<0.0066	U		0.00097	J		<0.0092	U		<0.0091	U		0.0014	J		0.009			<0.04	U	
		VMP-10-5-110411	11/4/2011	<0.0082	U		0.0046			0.026			<0.0025	U		0.016			<0.0034	U		<0.003	U		<0.0048	U		<0.0047	U		0.011			<0.002	U		<0.021	U	
		VMP-10-5-012512	1/26/2012	0.0072	J		0.0015	J		0.027			<0.0032	U		0.0024	J		<0.0043	U		<0.0037	U		<0.006	U		0.0018	J		<0.0026	U		0.0037			<0.026	U	
		VMP-10-5-041212	4/12/2012	0.024			<0.0046	U		<0.0038	U		<0.0034	U		0.073			<0.0046	U		<0.004	U		<0.0064	U		<0.0064	U		0.016			0.032			<0.028	U	
		VMP-10-5-071312	7/13/2012	<0.011	U		<0.0047	J	U	<0.004	J	U	<0.0035	U		0.0023	J		<0.0047	U		<0.0041	U		<0.0066	U		<0.0065	U		0.0073			<0.0036	J	U	<0.029	U	
		VMP-10-5-101612	10/16/2012	0.19			0.0031	J		<0.0062	U		<0.0055	U		<0.015	U		<0.0074	J	U	<0.0064	U		<0.01	U		<0.01	U		<0.0045	U		0.0014	J		<0.045	U	
		VMP-10-5-012913	1/29/2013	0.038		J	<0.0069	U		0.0015	J		<0.0051	U		0.0072	J		<0.0069	U		<0.006	U		<0.0097	U		<0.0096	J	U	<0.0042	U		<0.0053	J	U	<0.042	J	U
		VMP-10-5-012913-DUP	1/29/2013	0.067		J	<0.0076	U		<0.0064	U		<0.0056	U		0.0025	J		<0.0076	U		<0.0066	U		<0.011	U		<0.01	J	U	<0.0046	U		<0.0058	J	U	<0.046	J	U
	10 ft	VMP-10-10-090710	9/7/2010				<0.0065	U		0.0012	J		<0.0048	U		0.01	J		<0.0065	U		<0.0056	U		<0.0091	U		0.0024	J		<0.0039	U		0.0014	J		<0.039	U	
		VMP-10-10-111810	11/17/2010				<0.0063	U		<0.0053	U		0.00046	J		0.018			<0.0063	U		0.0022	J		<0.0088	U		0.0026	J		0.0023	J		0.0019	J		<0.038	U	
		VMP-10-10-021111	2/11/2011				<0.005	U		<0.0041	U		<0.0036	U		0.11			<0.005	J	U	<0.0043	U		<0.0069	U		0.00083	J		0.0023	J		0.0035	J		<0.03	U	
		VMP-10-10-040611	4/6/2011	0.014	J		<0.0065	U		<0.0054	U		<0.0048	U		<0.013	U		<0.0065	J	U	<0.0056	U		<0.0091	U		<0.009	J	U	<0.0039	U		0.0018	J		<0.039	J	U
		VMP-10-10-072911	7/29/2011	<0.016	U		0.023			0.13			<0.005	U		0.036			<0.0068	U		0.0015	J		<0.0095	U		<0.0094	U		0.002	J		0.024			<0.041	U	
		VMP-10-10-110411	11/4/2011	<0.01	U		0.0061			0.018			<0.0032	U		0.0061	J		0.00047	J		<0.0038	U		<0.0061	U		<0.0061	J	U	<0.0026	U		0.01			<0.026	U	
		VMP-10-10-110411-DUP	11/4/2011	<0.01	U		0.0056			0.016			<0.0032	U		0.0057	J		0.00049	J		<0.0038	U		<0.0061	U		<0.0061	J	U	<0.0026	U		0.01			<0.026	U	
		VMP-10-10-012512	1/26/2012	0.0017	J	J	0.004	J		0.0013	J		<0.0032	U		0.0072	J		0.0025	J		<0.0037	U		<0.006	U		<0.0059	U		0.011			0.0034			<0.026	U	
		VMP-10-10-012512-DUP	1/26/2012	0.081		J	0.0017	J		0.0017	J		<0.0033	U		0.0066	J		0.00099	J		<0.0039	U		<0.0063	U		<0.0062	U		0.012			0.0032	J		<0.027	U	
		VMP-10-10-041112	4/11/2012	0.012			0.00084	J		0.0007	J		<0.0034	U		0.18			<0.0047	J	U	<0.0041	U		<0.0066	U		<0.0065	J	U	0.055			0.07			<0.028	U	
		VMP-10-10-071312	7/13/2012	0.003	J		<0.0046	J	U	<0.0038	J	U	<0.0034	U		0.014			<0.0046	U		<0.004	U		<0.0064	U		<0.0064	U		0.006			<0.0035	J	U	<0.028	U	
		VMP-10-10-101612	10/16/2012	0.13			0.0022	J		<0.0065	U		<0.0057	U		<0.016	U		<0.0078	J	U	<0.0067	U		<0.011	U		<0.011	U		<0.0046	U		<0.006	J	U	<0.047	U	
		VMP-10-10-012913	1/29/2013	0.0043	J		<0.0062	U		0.0011	J		<0.0045	U		0.015			<0.0062	U		<0.0054	U		<0.0086	U		<0.0085	J	U	<0.0037	U		<0.0047	J	U	<0.037	J	U
	20 ft	VMP-10-20-090710	9/7/2010				<0.0068	U		0.00098	J		<0.005	U		0.023			<0.0068	U		<0.0059	U		<0.0095	U		<0.0094	U		0.0036	J		0.005	J		<0.041	U	
		VMP-10-20-090710-DUP	9/7/2010				<0.0063	U		0.00096	J		<0.0046	U		0.033			<0.0063	U		<0.0055	U		<0.0088	U		0.0007	J		0.0042			0.0098			<0.038	U	
		VMP-10-20-111810	11/17/2010				<0.012	U		<0.01	U		0.0012	J		<0.024	U		<0.012	U		<0.01	U		<0.017	U		<0.016	J	U	<0.0072	U		<0.0092	U		<0.072	U	
		VMP-10-20-111810-Dup	11/17/2010				<0.0061	U		<0.005	U		0.00047	J		0.037			<0.0061	U		0.0025	J		<0.0085	U		<0.0084	J	U	<0.0036	U		0.0012	J		<0.037	U	
		VMP-10-20-021111	2/11/2011				<0.006	U		<0.005	U		<0.0044	U		0.0048	J		<0.006	U		<0.0052	U		<0.0084	U		0.002	J		<0.0036	U		0.0064			<0.036	U	
		VMP-10-20-040611	4/6/2011	0.027			0.029			0.1			<0.0053	U		0.054			<0.0072	U		<0.0063	U		<0.01	U		<0.01	J	U	<0.0043	U		0.026			<0.044	J	U
		VMP-10-20-072911	7/29/2011	<0.016	U		0.023			0.075			<0.0049	U		0.024			<0.0067	U		0.0016	J		<0.0094	U		<0.0092	U		0.0014	J		0.014			<0.04	U	
		VMP-10-20-110411	11/4/2011	0.0043	J		0.0057			0.031			<0.0032	U		0.025			0.00042	J		0.0005	J		<0.0061	U		<0.0061	J	U	0.0023	J		0.015			<0.026	U	
		VMP-10-20-012612	1/26/2012	0.048			0.00095	J		0.0023	J		<0.003	U		0.0024	J		<0.0041	U		<0.0036	U		<0.0058	U		<0.0057	U		0.02			0.0056			<0.025	U	
		VMP-10-20-041212	4/12/2012	0.015			<0.0046	U		<0.0038	U		<0.0034	U		0.03			<0.0046	U		<0.004	U		<0.0064	U		<0.0064	U		0.0077			0.01			<0.028	U	
		VMP-10-20-071612	7/16/2012	0.0056	J		<0.0037	U		<0.0032	U		<0.0032	U		0.0014	J		<0.0044	U		<0.0038	U		<0.0061	U		<0.0061	U		0.0041			<0.0034	J	U	<0.026	U	
		VMP-10-20-101612	10/16/2012	0.038			<0.0078	U		<0.0065	U		<0.0058	U		<0.016	U		<0.0078	J	U	<0.0068	U		<0.011	U		<0.011	U		<0.0047	U		<0.006	J	U	<0.047	U	
		VMP-10-20-012913	1/29/2013	0.0019	J		<0.0068	U		<0.0056	U		<0.005	U		0.0023	J		<0.0068	U		<0.0059	U		<0.0095	U		<0.0094	J	U	<0.0041	U		<0.0052	J	U	<0.041	J	U
	30 ft	VMP-10-30-041212	4/12/2012	0.024			<0.0048	U		<0.004	U		<0.0035	U		0.2			<0.0048	U		<0.0042	U		<0.0067	U		<0.0066	U		0.047			0.09			<0.029	U	
		VMP-10-30-071612	7/16/2012	0.0068	J		<0.0042	U		<0.0035	U		<0.0031	U		0.0012	J		<0.0042	U		<0.0037	U		<0.0059	U		<0.0059	U		0.0046			0.0049			<0.026	U	
		VMP-10-30-101612	10/16/2012	0.026			<0.0074	U		<0.0061	U		<0.0054	U		0.01	J		<0.0074	U		<0.0064	U		<0.01	U		<0.01	U		0.0014	J		0.0077			<0.044	U	
		VMP-10-30-012913	1/29/2013	<0.018	U		<0.0074	U		<0.0062	U		<0.0055	U		0.0071	J		<0.0074	U		<0.0064	U		<0.01	U		0.0022	J		<0.0045	U		<0.0057	J	U	<0.045	J	U
VMP-11	5 ft	VMP-11-5-090710	9/7/2010				<0.0061	U		0.00085	J		<0.0044	U		<0.013		U	0.00087	J		<0.0053	U		<0.0085	U		<0.0084	U		<0.0036	U		0.003	J		<0.037	U	
		VMP-11-5-112210	11/22/2010				<0.0063	U		<0.0053	U		<0.0046	U		0.078			<0.0063	U		0.006			<0.0088	U		<0.0088	U		<0.0038	U		0.0024	J		<0.038	U	
		VMP-11-5-021511	2/15/2011				<0.0056	U		0.0015	J		<0.0041	U		0.0096	J		<0.0056	J	U	<0.0048	U		<0.0078	U		<0.0077	U		<0.0034	U		0.0069			<0.034	U	
		VMP-11-5-040611	4/6/2011	1.1			<0.053	U		<0.044	U		<0.039	U		<0.11	U		<0.053	U		<0.046	U		<0.074	U		<0.073	U		<0.032	U		0.0087	J		<0.32	U	
		VMP-11-5-080711	8/7/2011	0.019	J		0.06	J		0.16			<0.054	U		0.068	J		<0.073	U		<0.063	U		<0.1	U		<0.1	U		<0.044	U		0.021	J		<0.44	U	
		VMP-11-5-111111	11/11/2011	1.4			0.0024	J		0.024			<0.01	U		<0.029	U		<0.014	U		<0.012	U		<0.02	U		<0.02	U		<0.0086	U		0.01	J		<0.087	U	
		VMP-11-5-012612	1/26/2012	<0.01	U		0.0052			0.017			<0.0032	U		0.012			<0.0043	U		<0.0037	U		<0.006	U		<0.0059	U		<0.0026	U		0.0054			<0.026	U	
		VMP-11-5-041912	4/19/2012	<0.012	J	U	0.059			0.34			<0.0035	U		0.062			0.0022	J		0.0016	J		<0.0067	U		0.0047	J		0.0088			0.036			<0.029	U	
		VMP-11-5-071912	7/16/2012	0.0076	J		<0.0062	U		<0.0052	U		<0.0046	U		0.012	J		<0.0062	U		<0.0054	U		<0.0087	J	U	<0.0086	U		0.0038			0.0037	J		<0.038	U	
		VMP-11-5-101612	10/16/2012	0.019			<0.007	U		<0.0058	U		<0.0051	U		0.047			<0.007	U		<0.006	U		<0.0097	U		<0.0096	U		0.0033	J		0.0036	J		<0.042	U	
		VMP-11-5-012913	1/29/2013	0.29	J		<0.35	U		<0.29	U		<0.26	U		36			<0.35	U		0.058	J		<0.49	U		1			<0.21	U		0.1	J		<2.1	U	
	8 ft	VMP-11-8-090810	9/8/2010				<0.0063	U		<0.0053	U		<0.0046	U		<0.013	J	U	<0.0063	U		<0.0055	U		<0.0088	U		<0.0088	U		<0.0038	U		0.0025	J		<0.038	U	
		VMP-11-8-112210	11/22/2010				<0.0063	U		<0.0053	U		<0.0046	U		0.033			<0.0063	U		0.0035	J		<0.0088	U		<0.0088	U		<0.0038	U		<0.0049	J	U	<0.038	U	
		VMP-11-8-021111	2/11/2011				<0.0061	U		<0.0051	U		<0.0045	U		0.0044	J		<0.0061	U		<0.0053	U		<0.0086	U		<0.0085	U		<0.0037	U		<0.0047	U		<0.037	U	
		VMP-11-8-021111-DUP	2/11/2011				<0.0058	U		<0.0048	U		<0.0042	U		0.0062	J		<0.0058	U		<0.005	U		<0.0081	U		<0.008	U		<0.0035	U		<0.0044	U		<0.035	U	
		VMP-11-8-040611	4/6/2011	0.38			<0.027	U		<0.023	U		<0.02	U		<0.054	U		<0.027	U		<0.024	U		<0.038	U		<0.038	U		<0.016	U		<0.021	U		<0.16	U	
		VMP-11-8-040611-DUP	4/6/2011	0.29			<0.024	U		<0.02	U		<0.017	U		<0.047	U		<0.024	U		<0.02	U		<0.033	U		<0.033	U		<0.014	U		0.0034	J		<0.14	U	
		VMP-11-8-080711	8/7/2011	<0.18	U		0.046	J		0.14			<0.054	U		0.11	J		<0.073	U		<0.063	U		<0.1	U		<0.1	U		<0.044	U		0.019	J		<0.44	U	
		VMP-11-8-111411	11/14/2011	0.078			0.0044			0.038			<0.0032	U		0.049			<0.0043	U		<0.0037	U		<0.006	U		0.0038	J		0.0011	J		0.013			<0.026	U	
		VMP-11-8-012612	1/26/2012	<0.01	U		0.0048			0.021			<0.0031	U		0.0092			<0.0042	U		<0.0036	U		<0.0059	U		<0.0058	U		<0.0025	U		0.0045			<0.025	U	
		VMP-11-8-041912	4/19/2012	<0.012	J	U	0.048			0.34			<0.0035	U		0.068			0.00058	J		0.0014	J		<0.0067	U		0.006	J		0.0086			0.034			<0.029	U	
		VMP-11-8-072012	7/20/2012	<0.012	U		<0.0048	U		<0.004	U		<0.0035	U		0.0062	J		<0.0048	U		<0.0042	U		<0.0067	U		<0.0066	U		0.0022	J		<0.0037	U		<0.029	U	
		VMP-11-8-101612	10/16/2012	0.015	J		<0.007	U		0.0012	J		<0.0052	U		0.97			<0.007	U		<0.0061	U		<0.0098	U		<0.0097	U		0.055			0.018			<0.042	U	
		VMP-11-8-101612-Dup	10/16/2012	0.0033	J		<0.0071	U		<0.0059	U		<0.0052	U		1			<0.0071	U		<0.0062	U		<0.0099	U		<0.0098	U		0.06			0.016			<0.043	U	
		VMP-11-8-012913	1/29/2013	<0.12	U		<0.048	U		<0.04	U		<0.036	U		0.71			<0.048	U		<0.042	U		<0.068	U		<0.067	U		<0.029	U		0.0062	J		<0.29	U	
	29 ft	VMP-11-29-090810	9/8/2010				<0.16	U		<0.13	U		0.053	J		<0.32	U		0.059	J		<0.14	U		<0.22	U		<0.22	U		<0.095	U		<0.12	U		<0.96	U	
		VMP-11-29-112210	11/22/2010				<2.3	U		<1.9	U		<1.6	U		<4.5	U		<2.3	U		<2	U		<3.2	U		<3.1	U		<1.4	U		<1.7	U		<14	U	
		VMP-11-29-112210-Dup	11/22/2010				<1.6	U		<1.3	U		<1.2	U		<3.2	U		<1.6	U		<1.4	U		<2.2	U		0.69	J		<0.94	U		<1.2	U		<9.5	U	
		VMP-11-29-021411	2/14/2011				<0.0061	U		0.0013	J		0.0011	J		0.023			<0.0061	U		<0.0053	U		<0.0086	U		0.0014	J		<0.0037	U		0.0027	J		<0.037	U	
		VMP-11-29-040611	4/6/2011	0.44			<0.046	U		<0.039	U		0.0031	J		<0.093	U		<0.046	U		<0.04	U		<0.065	U		<0.064	U		<0.028	U		<0.036	U		<0.28	U	
		VMP-11-29-082511	8/25/2011	0.004	J		0.0088			0.056			0.0012	J		0.033			<0.0068	U		0.00098	J		<0.0095	U		<0.0094	U		<0.0041	U		0.0079			<0.041	U	
		VMP-11-29-082511-Dup	8/25/2011	0.004	J		0.0086			0.052			0.00088	J		0.034			<0.0068	U		0.00091	J		<0.0095	U		<0.0094	U		0.001	J		0.0071			<0.041	U	
		VMP-11-29-111411	11/14/2011	0.0049	J		0.0054			0.04			0.0037			0.018			<0.0043	U		<0.0037	U		<0.006	U		<0.0059	U		<0.0026	U		0.014			<0.026	U	
		VMP-11-29-012612	1/26/2012	0.0062	J		0.0043			0.012			0.0087			0.0035	J		<0.0041	U		<0.0036	U		<0.0058	U		<0.0057	U		<0.0025	U		0.0028	J		<0.025	U	
		VMP-11-29-042712	4/27/2012	0.0072	J		0.0092			0.098			0.00091	J		0.029			<0.0043	U		<0.0037	U		<0.006	U		0.0018	J		0.0031			0.012			<0.026	U	
		VMP-11-29-072012	7/23/2012	<0.01	U		0.063			0.21			<0.0032	U		0.076			0.0011	J		0.0033	J		<0.006	U		<0.0059	U		0.0056			0.1			<0.026	U	
		VMP-11-29-101612	10/16/2012	<0.017	U		<0.0073	U		<0.0061	U		0.00079	J		0.018			<0.0073	U		<0.0063	U		<0.01	U		<0.01	U		<0.0044	U		0.002	J		<0.11	U	UJ
		VMP-11-29-012913	1/29/2013	0.0087	J		<0.0071	U		<0.0059	U		<0.0052	U		0.17			<0.0071	U		<0.0062	U		<0.0099	U		0.0021	J		0.00073	J		0.0042	J		<0.043	J	U
	38 ft	VMP-11-38-042312	4/23/2012	0.45	J		<0.32	U		<0.27	U		0.11	J		<0.64	U		<0.32	U		<0.28	U		<0.45	U		0.3	J		<0.19	U		<0.25	U		<1.9	U	
		VMP-11-38-042312-Dup	4/23/2012	0.49	J		<1.1	U		<0.94	U		0.098	J		<2.2	U		<1.1	U		<0.98	U		<1.6	U		0.42	J		<0.68	U		<0.86	U		<6.8	U	
		VMP-11-38-072312	7/23/2012	0.48	J		<0.53	U		<0.44	U		<0.39	U		<1.1	U		<0.53	U		<0.46	U		<0.74	U		<0.74	U		<0.32	U		<0.41	U		<3.2	U	
		VMP-11-38-101612	10/16/2012	0.032			<0.0074	U		<0.0061	U		0.011			0.015			<0.0074	U		<0.0064	U		<0.01	U		<0.01	U		<0.0044	U		<0.0056	J	U	<0.044	U	
		VMP-11-38-013013	1/30/2013	0.019			<0.0068	U		<0.0056	U		0.0079			0.025			<0.0068	U		<0.0059	U		<0.0095	U		0.0013	J		<0.0041	U		0.00086	J		<0.041	U	

SEE LAST PAGE OF TABLE FOR NOTES

TABLE 6
CUMULATIVE SUMMARY OF SOIL VAPOR ANALYTICAL DETECTIONS AND SCREENING RESULTS: PUBLIC WORKS YARD AND WRR - VOCS

Location	Depth	Sample ID	Sample Date	Isopentane			Isopropylbenzene (Cumene)			4-Methyl-2-pentanone (Methyl			Methyl tert-Butyl Ether (MTBE)			2-Propanol			n-Propylbenzene			Styrene			1,1,2,2-Tetrachloroethane			Tetrachloroethene			Tetrahydrofuran			Toluene			1,2,4-Trichlorobenzene		
							3500						23000									8500						4			40000			50					
				Result (mg/m^3)	Lab Quals	URS Quals	Result (mg/m^3)	Lab Quals	URS Quals	Result (mg/m^3)	Lab Quals	URS Quals	Result (mg/m^3)	Lab Quals	URS Quals	Result (mg/m^3)	Lab Quals	URS Quals	Result (mg/m^3)	Lab Quals	URS Quals	Result (mg/m^3)	Lab Quals	URS Quals	Result (mg/m^3)	Lab Quals	URS Quals	Result (mg/m^3)	Lab Quals	URS Quals	Result (mg/m^3)	Lab Quals	URS Quals	Result (mg/m^3)	Lab Quals	URS Quals	Result (mg/m^3)	Lab Quals	URS Quals
VMP-12	5 ft	VMP-12-5-090310	9/3/2010				2.9	J		<5.5	U		<4.8	U		3.6	J		3	J		<5.7	U		<9.2	U		<9.1	U		<4	U		1	J		<40	U	
		VMP-12-5-120310	12/3/2010				18	J		<54	U		<48	U		<130	U		20	J		<57	U		<91	U		<90	U		<39	U		<50	U		<390	U	
		VMP-12-5-021511	2/15/2011				<3	U		<2.5	U		<2.2	U		<6	U		<3	U		<2.6	U		<4.2	U		<4.1	U		<1.8	U		0.74	J		<18	U	
		VMP-12-5-041911	4/19/2011	9700			<22	U		<18	U		<16	U		<44	UJ	UJ	<22	U		<19	U		<31	U		<30	U		<13	U	UJ	11	J		<130	U	
		VMP-12-5-080411	8/4/2011	7700			<5.7	U		<4.7	U		<4.2	U		<11	U		<5.7	U		<4.9	U		<7.9	U		<7.8	U		<3.4	U		<4.4	U		<34	U	
		VMP-12-5-111611	11/16/2011	0.26			0.0019	J		0.013			<0.0029	U		0.013			<0.004	U		<0.0035	U		<0.0056	U		<0.0055	U		<0.0024	U		0.0083			<0.024	U	
		VMP-12-5-012412	1/24/2012	12			0.0062	J		0.08			<0.033	U		0.019	J		<0.045	U		<0.039	U		<0.063	U		<0.062	U		<0.027	U		0.016	J		<0.27	U	
		VMP-12-5-041912	4/19/2012	0.029			0.014			0.0051			<0.0033	U		0.0062	J		0.01			<0.0039	U		<0.0063	U		<0.0062	U		<0.0027	U		0.006			<0.027	U	
		VMP-12-5-072612	7/26/2012	0.026			0.0011	J		0.0044			<0.0035	U		0.14		J	0.00081	J		0.00093	J		<0.0067	U		<0.0066	U		<0.0029	U	J	0.011		J	<0.029	U	
		VMP-12-5-072612-Dup	7/26/2012	0.0032	J		<0.0044	U		<0.0036	U		<0.0032	U		0.0013	J	J	<0.0044	U		<0.0038	U		<0.0061	U		<0.006	U		<0.0026	U	J	0.0016	J	J	<0.026	U	
		VMP-12-5-102412	10/24/2012	0.008	J		0.0031	J		0.009			<0.0054	U		0.0063	J		<0.0074	J	U	<0.0064	U		<0.01	U		0.0036	J		<0.0044	U		0.016			<0.044	U	
		VMP-12-5-021813	2/18/2013	0.026			0.0017	J		0.0081			<0.0048	U		0.012	J		0.002	J		<0.0057	U		<0.0092	U		<0.0091	U		<0.004	U		0.0021	J		<0.04	U	
	11.5 ft	VMP-12-11.5-090310	9/3/2010				9.1			<7.1	U		<6.2	U		2.4	J		11			<7.3	U		<12	U		<12	U		<5.1	U		1.1	J		<51	U	
		VMP-12-11.5-120310	12/3/2010				<7.3	U		<6.1	U		<5.4	U		<15	U		<7.3	U		<6.4	U		<10	U		<10	U		<4.4	U		<5.6	U		<44	U	
		VMP-12-11.5-021511	2/15/2011				<6.6	U		<5.5	U		<4.8	U		<13	U		2.4	J		<5.7	U		<9.2	U		<9.1	U		<4	U		1.5	J		<40	U	
		VMP-12-11.5-021511-DUP	2/15/2011				<5.7	U		<4.7	U		<4.2	U		<11	U		1.9	J		<4.9	U		<7.9	U		<7.8	U		<3.4	U		1.7	J		<34	U	
		VMP-12-11.5-041911	4/19/2011	11000			<20	U		<16	U		<14	U		<40	UJ	UJ	<20	U		<17	U		<28	U		<27	U		<12	U	UJ	<15	U		<120	U	
		VMP-12-11.5-080411	8/4/2011	4800			<6.9	U		<5.8	U		<5.1	U		<14	U		<6.9	U		<6	U		<9.7	U		<9.6	U		<4.2	U		<5.3	U		<42	U	
		VMP-12-11.5-111611	11/16/2011	12			0.007	J		0.017	J		<0.04	U		<0.11	U		<0.055	U		<0.048	U		<0.077	U		<0.076	U		<0.033	U		0.014	J		<0.33	U	
		VMP-12-11.5-012412	1/24/2012	410			<0.52	U		<0.43	U		<0.38	U		<1	U		<0.52	U		<0.45	U		<0.72	U		<0.71	U		<0.31	U		0.21	J		<3.1	U	
		VMP-12-11.5-041912	4/19/2012	14			0.014	J		<0.039	U		<0.034	U		<0.094	U		0.016	J		<0.041	U		<0.066	U		<0.065	U		<0.028	U		0.014	J		<0.28	U	
		VMP-12-11.5-082012	8/20/2012	0.006	J		0.096			0.18			<0.0055	U		0.026			0.0016	J		0.0029	J		<0.01	U		<0.01	U		<0.0045	U		0.015			<0.045	U	
		VMP-12-11.5-102612	10/26/2012	0.066			0.016			0.032			<0.0052	U		0.016		J	<0.0071	U		<0.0062	U		<0.0099	U		<0.0098	U		<0.0043	U		0.0048	J		<0.11	U	UJ
		VMP-12-11.5-021813	2/18/2013	<0.017	U		<0.0071	U		<0.0059	U		<0.0052	U		0.013	J		<0.0071	U		<0.0062	U		<0.0099	U		<0.0098	U		<0.0043	U		0.00094	J		<0.043	U	
	25 ft	VMP-12-25-090310	9/3/2010				20			<9	U		<7.9	U		<22	U		26			<9.4	U		<15	U		<15	U		<6.5	U		2.9	J		<65	U	
		VMP-12-25-120310	12/3/2010				<0.54	U		<0.45	U		<0.39	U		<1.1	U		<0.54	U		<0.46	U		<0.75	U		<0.74	U		<0.32	U		<0.41	U		<3.2	U	
		VMP-12-25-021511	2/15/2011				9.2	J		<11	U		<9.6	U		<26	U		9.7	J		<11	U		<18	U		<18	U		<7.8	U		12			<79	U	
		VMP-12-25-041911	4/19/2011	8300			8.6	J		<18	U		<16	U		<43	UJ	UJ	8.1	J		<18	U		<30	U		<29	U		<13	U	UJ	<16	U		<130	U	
		VMP-12-25-080411	8/4/2011	9200			<14	U		<11	U		<9.9	U		<27	U		<14	U		<12	U		<19	U		<19	U		<8.1	U		<10	U		<82	U	
		VMP-12-25-111611	11/16/2011	8900			<15	U		<13	U		<11	U		<31	U		<15	U		<13	U		<22	U		<21	U		<9.2	U		23			<93	U	
		VMP-12-25-012412	1/24/2012	12000			0.77	J	J	<4.9	U		<4.3	U		<12	U		<5.9	U		<5.1	U		<8.2	U		<8.1	U		<3.5	U		0.96	J	J	<36	U	
		VMP-12-25-012412-DUP	1/24/2012	12000			<43	U		<36	U		<32	U		<86	U		<43	U		<37	U		<60	U		<59	U		<26	U		<33	U		<260	U	
		VMP-12-25-041912	4/19/2012	8400			<4.5	U		<3.7	U		<3.3	U		<9	U		<4.5	U		<3.9	U		<6.3	U		<6.2	U		<2.7	U		<3.4	U		<27	U	
		VMP-12-25-072712	7/27/2012	1400		J	<4.9	U		<4.1	U		<3.6	U		<9.9	U		<4.9	U		<4.3	U		<6.9	U		<6.8	U		<3	U		<3.8	U		<30	U	
		VMP-12-25-072712-Dup	7/27/2012	1800		J	<4.9	U		<4.1	U		<3.6	U		<9.9	U		<4.9	U		<4.3	U		<6.9	U		<6.8	U		<3	U		<3.8	U		<30	U	
		VMP-12-25-102512	10/25/2012	180			<2.1	U		<1.8	U		<1.6	U		<4.2	U		<2.1	U		<1.8	U		<3	U		<2.9	U		<1.3	U		<1.6	U		<13	U	UJ
		VMP-12-25-021513	2/15/2013	1400		J	<4	U		<13	U		<2.9	U		<7.9	U		<4	U		<3.4	U		<5.5	U		<5.5	U		<2.4	U		<3	U		<24	U	
	39 ft	VMP-12-39-041911	4/19/2011	7800			9.7	J		<17	U		<15	U		<41	UJ	UJ	10	J		<18	U		<29	U		<28	U		<12	U	UJ	<16	U		<120	U	
		VMP-12-39-012412	1/24/2012	12000			<43	U		<36	U		<32	U		<86	U		<43	U		<37	U		<60	U		<59	U		<26	U		5.7	J		<260	U	
		VMP-12-39-041912	4/19/2012	8200			<22	U		<18	U		<16	U		19	J		<22	U		<19	U		<30	U		<30	U		<13	U		8.4	J		<130	U	
		VMP-12-39-072612	7/26/2012	5400			<9.9	U		<8.2	U		<7.2	U		1.6	J		<9.9	U		<8.6	U		<14	U		<14	U		<5.9	U		1.1	J		<60	U	
		VMP-12-39-102412	10/24/2012	2000			<26	U		<22	U		2.2	J		<52	U		<26	U		<22	U		<36	U		<36	U		<16	U		14	J		<160	U	
		VMP-12-39-021513	2/15/2013	4100			17			<40	U		<8.7	U		<24	U		20			<10	U		<17	U		<16	U		<7.1	U		3.1	J		<72	U	
VMP-13	5 ft	VMP-13-5-091310	9/13/2010				<0.043	U		<0.036	U		<0.032	U		<0.086	U		<0.043	U		<0.037	U		<0.06	U		<0.06	U		<0.026	U		0.025	J		<0.26	U	
		VMP-13-5-120110	12/1/2010				0.0037	J		<0.0048	U		<0.0042	J	U	0.049			0.008			<0.005	U		<0.008	U		<0.0079	J	U	<0.0034	U		0.036			<0.034	U	
		VMP-13-5-021811	2/18/2011				<0.0068	U		<0.0056	U		<0.005	U		0.0066	J		<0.0068	U		<0.0059	U		<0.0095	U		<0.0094	U		<0.0041	U		0.011			<0.041	U	
		VMP-13-5-040511	4/5/2011	0.021	J		<0.014	U		<0.011	U		<0.01	U		<0.027	U		<0.014	U		<0.012	U		<0.019	U		<0.019	J	U	<0.0081	U		0.0026	J		<0.082	J	U
		VMP-13-5-080911	8/9/2011	3		J	0.039		J	0.12		J	<0.011	U		0.021	J		<0.014	J	U	0.0025	J		<0.02	U		<0.02	U		<0.0087	U		0.023			<0.088	J	U
		VMP-13-5-080911-DUP	8/9/2011	2		J	0.026		J	0.081		J	<0.0095	U		0.048			<0.013	U		0.0013	J		<0.018	U		<0.018	U		<0.0078	U		0.022			<0.078	U	
		VMP-13-5-111411	11/14/2011	0.0017	J		0.0046			0.031			<0.0033	U		0.012			<0.0045	U		<0.0039	U		<0.0063	U		<0.0062	U		<0.0027	U		0.011			<0.027	U	
		VMP-13-5-012712	1/27/2012	0.64		J	0.0062	J	J	0.0095	J	J	<0.028	U		0.017	J	J	<0.038	U		<0.033	U		<0.053	U		<0.052	U		<0.023	U		0.0098	J	J	<0.23	U	
		VMP-13-5-042012	4/20/2012	0.0025	J		0.015			0.048			<0.0032	U		0.032			<0.0044	U		<0.0038	U		<0.0061	U		<0.0061	U		0.004			0.012			<0.026	U	
		VMP-13-5-071912	7/19/2012	0.0054	J		<0.0046	J	U	0.0037	J		<0.0034	U		0.91			<0.0046	J	U	0.0012	J		<0.0064	U		0.0024	J		0.026			0.023			<0.028	U	
		VMP-13-5-071912-Dup	7/19/2012	0.0053	J		<0.0046	J	U	0.0028	J		<0.0034	U		0.88			<0.0046	J	U	0.0014	J		<0.0064	U		0.0016	J		0.028			0.023			<0.028	U	
		VMP-13-5-100912	10/9/2012	0.0092	J		<0.0071	U		<0.0059	U		<0.0052	U		<0.014	U		<0.0071	U		<0.0062	U		<0.0099	U		<0.0098	U		<0.0043	U		<0.0054	U		<0.043	U	
		VMP-13-5-012913	1/29/2013	<0.018	U		<0.0076	U		<0.0064	U		<0.0056	U		0.0044	J		<0.0076	U		<0.0066	U		<0.011	U		<0.01	U		<0.0046	U		<0.0058	J	U	<0.046	U	
	10.5 ft	VMP-13-10.5-091310	9/13/2010				<0.016	U		<0.013	U		<0.012	U		0.013	J		<0.016	U		<0.014	U		<0.022	U		0.0073	J		<0.0096	U		0.0075	J		<0.097	U	
		VMP-13-10.5-091310-Dup	9/13/2010				<0.016	U		<0.013	U		<0.011	U		0.012	J		<0.016	U		<0.014	U		<0.022	U		0.0034	J		<0.0094	U		0.0074	J		<0.094	U	
		VMP-13-10.5-120110	12/1/2010				<0.0064	U		<0.0053	U		<0.0047	J	U	0.1			<0.0064	U		<0.0055	U		<0.0089	U		<0.0088	J	U	<0.0038	U		0.0011	J		<0.038	U	
		VMP-13-10.5-120110-DUP	12/1/2010				<0.0066	U		<0.0055	U		<0.0049	J	U	0.13			<0.0066	U		<0.0058	U		<0.0093	U		<0.0092	J	U	<0.004	U		0.00092	J		<0.04	U	
		VMP-13-10.5-021811	2/18/2011				<2.6	U		<2.2	U		<1.9	U		<5.2	U		<2.6	U		<2.3	U		<3.7	U		<3.6	U		<2	U		<16	U		<16	U	
		VMP-13-10.5-021811-DUP	2/18/2011				<2.5	U		<2.1	U		<1.8	U		<5.1	U		<2.5	U		<2.2	U		<3.5	U		<3.5	U		<1.5	U		<1.9	U		<15	U	
		VMP-13-10.5-040511-DUP	4/5/2011	0.017			<0.0068	U		<0.0056	U		<0.005	U		0.0022	J		<0.0068	U		<0.0059	U		<0.0095	U		<0.0094	J	U	<0.0041	U		0.0011	J		<0.041	J	U
		VMP-13-10.5-080911	8/9/2011	48			0.027	J		<0.12	U		<0.11	U		<0.3	U		<0.15	U		<0.13	U		<0.21	U		<0.2	U		<0.089	U		<0.11	U		<0.9	U	
		VMP-13-10.5-111411	11/14/2011	0.0086	J		0.0049			0.039			<0.0032	U		0.022			<0.0043	U		<0.0037	U		<0.006	U		<0.006	U		<0.0026	U		0.017			<0.026	U	
		VMP-13-10.5-012712	1/26/2012	0.13		J	0.0058	J		0.013			<0.0088	U		<0.024	U		<0.012	U		<0.01	U		<0.017	U		<0.016	U		<0.0072	U		0.0046	J		<0.072	U	
		VMP-13-10.5-012712-DUP	1/26/2012	0.24		J	0.0065	J		0.015			<0.013	U		<0.034	U		<0.017	U		<0.015	U		<0.024	U		<0.024	U		<0.01	U		0.0047	J		<0.1	U	
		VMP-13-10.5-042012	4/20/2012	0.013			0.014			0.038			<0.0032	U		0.049			0.00062	J		<0.0037	U		<0.006	U		<0.0059	U		0.0034			0.03			<0.026	J	U
		VMP-13-10.5-071912	7/19/2012	0.012			<0.0046	U		0.00075	J		<0.0034	U		0.23			<0.0046	J	U	0.00079	J		<0.0064	U		0.0023	J		0.042			0.0082			<0.028	U	
		VMP-13-10.5-100912	10/9/2012	0.0066	J		<0.0061	U		<0.005	U		<0.0044	U		0.013			<0.0061	U		<0.0053	U		<0.0085	U		<0.0084	U		<0.0036	U		0.0087			<0.037	U	
		VMP-13-10.5-100912-Dup	10/9/2012	<0.017	U		<0.0073	U		<0.0061	U		<0.0053	U		<0.014	U		<0.0073	U		<0.0063	U		<0.01	U		<0.01	U		<0.0044	U		0.00089	J		<0.044	U	
		VMP-13-10.5-013013	1/30/2013	0.0024	J		<0.0062	U		<0.0052	U		<0.0045	U		0.0096	J		<0.0062	U		<0.0054	U		<0.0086	U		<0.0085	J	U	<0.0037	U		<0.0047	J	U	<0.037	J	U
	21.5 ft	VMP-13-21.5-091310	9/13/2010				<12	U		<9.9	U		<8.7	U		<24	U		<12	U		<10	U		<17	U		<16	U		<7.1	U		3.7	J		<72	U	
		VMP-13-21.5-120110	12/1/2010				<23	U		<19	U		<17	U		<46	U		<23	U		<20	U		<32	U		<32	U		<14	U		<18	U		<140	U	
		VMP-13-21.5-021811	2/18/2011				<3.4	U		<2.9	U		<2.5	U		1.7	J		<3.4	U		0.53	J		<4.8	U		<4.7	U		<2.1	U		0.54	J		<21	U	
		VMP-13-21.5-040511	4/5/2011	40			<5	U		<4.1	U		<3.6	U		<9.9	U		<5	U		<4.3	U		<6.9	U		<6.8	U		<3	U		<3.8	U		<30	U	
		VMP-13-21.5-080911	8/9/2011	100			<0.62	U		<0.52	U		<0.45	U		<1.2	U		<0.62	U		<0.54	U		<0.86	U		<0.85	U		<0.37	U		0.18	J		<3.7	U	
		VMP-13-21.5-111411	11/14/2011	63			<2.8	U		<2.4	U		<2.1	U		<5.6	U		<2.8	U		<2.4	U		<3.9	U		<3.9	U		<1.7	U		3.5			<17	U	
		VMP-13-21.5-111411-DUP	11/14/2011	63			<2.8	U		<2.4	U		<2.1	U		0.96	J		<2.8	U		<2.4	U		<3.9	U		<3.9	U		<1.7	U		3.6			<17	U	
		VMP-13-21.5-012712	1/27/2012	49		J	<0.66	U		<0.55	U		0.075	J	J	<1.3	U		<0.66	U		<0.57	U		<0.92	U		<0.91	U		<0.4	U		<0.5	U		<4	U	
		VMP-13-21.5-042012	4/20/2012	12			0.017	J		0.049	J		0.053			0.14	J		<0.073	U		0.04	J		<0.1	U		<0.1	U		<0.044	U		0.087			<0.44	U	
		VMP-13-21.5-071912	7/19/2012	0.37			<0.0046	J	U	0.011			0.0044			0.21			<0.0046	J	U	0.0013	J		<0.0064	U		0.0032	J		0.039			0.018			<0.028	U	
		VMP-13-21.5-100912	10/9/2012	0.22			<0.0074	U		<0.0062	U		0.0092			<0.015	U		<0.0074	U		<0.0064	U		<0.01	U		<0.01	U		<0.0045	U		0.0012	J		<0.045	U	
		VMP-13-21.5-013013	1/30/2013	<0.017	U		<0.0073	U		0.0016	J		<0.0053	U		0.015			<0.0073	U		<0.0063	U		<0.01	U		<0.01	J	U	<0.0044	U		<0.0056	J	U	<0.044	J	U
	29.5 ft	VMP-13-29.5-021811	2/18/2011				<110	U		<88	U		<78	U		<210	U		<110	U		<92	U		<150	U		<150	U		<64	U		16	J		<640	U	
		VMP-13-29.5-040511	4/5/2011	100	J		<69	U		<57	U		<50	U		<140	U		<69	U		<60	U		<96	U		<95	U		<41	U		19	J		<420	U	
		VMP-13-29.5-013012	1/30/2012	77		J	<2.1	U		<1.8	U		<1.5	U		<4.2	U		<2.1	U		<1.8	U		<2.9	U		<2.9	U		<1.3	U		11		J	<13	U	
		VMP-13-29.5-042012	4/20/2012	96			<2.8	U		<2.3	U		<2	U		2.9	J		<2.8	U		0.51	J		<3.8	U		<3.8	U		<1.6	U		1.3	J		<17	U	
		VMP-13-29.5-071912	7/19/2012	50			<7.9	U		<6.6	U		<5.8	U		<16	U		<7.9	U		<6.8	U		<11	U		<11	U		<4.7	U		<6.1	U		<48	U	
		VMP-13-29.5-100912	10/9/2012	74			<7.4	U		<6.2	U		4.8	J		<15	U		<7.4	U		<6.4	U		<10	U		2	J		<4.5	U		1.4	J		<45	U	
		VMP-13-29.5-013013	1/30/2013	1.9	J		<3.1	U		0.63	J		<2.3	U		1.7	J		<3.1	U		<2.7	U		<4.4	U		<4.3	U		<1.9	U		0.65	J		1.6	J	

SEE LAST PAGE OF TABLE FOR NOTES

TABLE 6
CUMULATIVE SUMMARY OF SOIL VAPOR ANALYTICAL DETECTIONS AND SCREENING RESULTS: PUBLIC WORKS YARD AND WRR - VOCS

Location	Depth	Sample ID	Sample Date	Isopentane			Isopropylbenzene (Cumene)			4-Methyl-2-pentanone (Methyl			Methyl tert-Butyl Ether (MBTE)			2-Propanol			n-Propylbenzene			Styrene			1,1,2,2-Tetrachloroethane			Tetrachloroethene			Tetrahydrofuran			Toluene			1,2,4-Trichlorobenzene		
							3500						23000									8500						4			40000			50					
				Result (mg/m^3)	Lab Quals	URS Quals	Result (mg/m^3)	Lab Quals	URS Quals	Result (mg/m^3)	Lab Quals	URS Quals	Result (mg/m^3)	Lab Quals	URS Quals	Result (mg/m^3)	Lab Quals	URS Quals	Result (mg/m^3)	Lab Quals	URS Quals	Result (mg/m^3)	Lab Quals	URS Quals	Result (mg/m^3)	Lab Quals	URS Quals	Result (mg/m^3)	Lab Quals	URS Quals	Result (mg/m^3)	Lab Quals	URS Quals	Result (mg/m^3)	Lab Quals	URS Quals	Result (mg/m^3)	Lab Quals	URS Quals
VMP-14	5 ft	VMP 14-5-091010	9/10/2010				<0.3	U		<0.25	U		<0.22	U		<0.61	U		<0.3	U		<0.26	U		<0.42	U		<0.42	U		<0.18	U		<0.23	U		<1.8	U	
		VMP-14-5-120110	12/1/2010				<0.0059	U		<0.0049	U		0.00061	J		0.15			<0.0059	U		<0.0051	U		<0.0082	U		<0.0081	U		0.0025	J		<0.0045	U		<0.036	U	
		VMP-14-5-021711	2/17/2011				<0.0065	J	U	<0.0054	U		<0.0048	U		0.0053	J		<0.0065	J	U	<0.0056	U		<0.0091	U		<0.009	U		<0.0039	U		<0.005	J	U	<0.039	U	
		VMP-14-5-040511	4/5/2011	1.7	E	J	<0.0066	U		<0.0055	U		0.00051	J		0.004	J		<0.0066	U		<0.0057	U		<0.0092	U		<0.0091	J	U	<0.004	U		0.0032	J		<0.04	J	U
		VMP-14-5-080811	8/8/2011	4700			<6.9	U		<5.8	U		<5.1	U		<14	U		<6.9	U		<6	U		<9.6	U		<9.5	U		<4.1	U		<5.3	U		<42	U	
		VMP-14-5-111411	11/14/2011	0.0097	J		0.0022	J		0.019			<0.013	U		0.0088	J		<0.017	U		<0.015	U		<0.024	U		<0.024	U		<0.01	U		0.02			<0.1	U	
		VMP-14-5-042012	4/20/2012	0.063			0.013			0.096			<0.0031	U		0.017			<0.0042	U		<0.0036	U		<0.0059	U		0.0025	J		0.0037			0.012			<0.025	U	
		VMP-14-5-072312	7/23/2012	<0.012	U		0.075			0.47			<0.0037	U		0.11			0.00095	J		0.0034	J		<0.0071	U		0.002	J		0.0015	J		0.12			<0.03	U	
		VMP-14-5-101012	10/10/2012	<0.017	U		0.0061	J		0.037			<0.0052	U		0.0089	J		<0.0071	U		<0.0062	U		<0.0099	U		0.004	J		<0.0043	U		0.0078			<0.043	U	
		VMP-14-5-013113	1/31/2013	0.0017	J		<0.0066	J	U	<0.0055	U		<0.0048	U		0.0022	J		<0.0066	J	U	<0.0057	U		<0.0092	U		<0.0091	J	U	<0.004	U		<0.0051	J	U	<0.04	J	U
	11.5 ft	VMP-14-11.5-091010	9/10/2010				0.97	J		<3.9	U		<3.4	U		<9.4	U		<4.7	U		<4.1	U		<6.6	U		<6.5	U		<3.6	U		<28	U		<2.5	U	
		VMP-14-11.5-120110	12/2/2010				<0.41	U		<0.34	U		<0.3	U		0.39	J		<0.41	U		<0.36	U		<0.58	U		<0.57	U		<0.25	U		<0.32	U		<2.5	U	
		VMP-14-11.5-120110-DUP	12/2/2010				<0.37	U		<0.31	U		<0.27	U		0.42	J		<0.37	U		<0.32	U		<0.52	U		<0.52	U		<0.22	U		0.15	J		<2.2	U	
		VMP-14-11.5-021711	2/17/2011				<0.14	U		<0.11	U		<0.1	U		<0.27	U		<0.14	U		<0.12	U		<0.19	U		<0.19	U		<0.081	U		<0.1	U		<0.82	U	
		VMP-14-11.5-021711-DUP	2/17/2011				<0.14	U		<0.11	U		<0.1	U		<0.27	U		<0.14	U		<0.12	U		<0.19	U		<0.19	U		<0.081	U		<0.1	U		<0.82	U	
		VMP-14-11.5-040511	4/5/2011	43	E	J	<0.022	U		<0.018	U		<0.016	U		<0.044	U		0.02	J		<0.019	U		<0.031	U		<0.03	U		<0.013	U		0.035			<0.13	U	
		VMP-14-11.5-080811	8/8/2011	490			<0.68	U		<0.57	U		<0.5	U		<1.4	U		<0.68	U		<0.59	U		<0.95	U		<0.94	U		<0.41	U		<0.52	U		<4.1	U	
		VMP-14-11.5-111511	11/15/2011	1000			<1.1	U		<0.88	U		<0.78	U		0.42	J		<1.1	U		<0.92	U		<1.5	U		<1.5	U		<0.64	U		1.9			<6.4	U	
		VMP-14-11.5-012612	1/26/2012	2400			<4.3	U		<3.6	U		<3.2	U		<8.6	U		<4.3	U		<3.7	U		<6	U		<6	U		<2.6	U		<3.3	U		<26	U	
		VMP-14-11.5-042312	4/23/2012	0.071			0.008			0.054			<0.0033	U		0.024			<0.0045	U		<0.0039	U		<0.0063	U		0.0014	J		<0.0027	U		0.015		J	<0.027	U	
		VMP-14-11.5-042312-Dup	4/23/2012	0.074			0.0059			0.045			<0.0033	U		0.0073	J		<0.0045	U		<0.0039	U		<0.0063	U		<0.0062	U		<0.0027	U		0.0058		J	<0.027	U	
		VMP-14-11.5-072512	7/25/2012	830			<1.6	U		<1.3	U		<1.2	U		<3.2	U		<1.6	U		<1.4	U		<2.2	U		<2.2	U		<0.95	U		<1.2	U		<9.5	U	
		VMP-14-11.5-101012	10/10/2012	0.094			<0.0068	U		<0.0056	U		<0.005	U		0.012	J		<0.0068	U		<0.0059	U		<0.0095	U		<0.0094	U		<0.0041	U		0.0027	J		<0.041	U	
		VMP-14-11.5-013113	1/31/2013	0.0029	J		<0.0063	U		<0.0053	U		<0.0046	U		0.0018	J		<0.0063	J	U	<0.0055	U		<0.0088	U		<0.0088	J	U	<0.0038	U		<0.0049	J	U	0.008	J	
	20 ft	VMP-14-20-091010	9/10/2010				6.4	J		<60	U		<52	U		<140	U		<72	U		<62	U		<100	U		<99	U		<43	U		<55	U		<430	U	
		VMP-14-20-091010-Dup	9/10/2010				<74	U		<62	U		<54	U		<150	U		<74	U		<64	U		<100	U		<100	U		<44	U		<57	U		<450	U	
		VMP-14-20-120110	12/2/2010				<190	U		<160	U		<140	U		<380	U		<190	U		<170	U		<270	U		<260	U		<120	U		<150	U		<1200	U	
		VMP-14-20-021811	2/18/2011				<110	U		<91	U		<80	U		<220	U		<110	U		<94	U		<150	U		<150	U		<65	U		<83	U		<660	U	
		VMP-14-20-040511	4/5/2011	3200			<47	U		<39	U		<34	U		<93	U		<47	U		<40	U		<65	U		<64	U		<28	U		<36	U		<280	U	
		VMP-14-20-080811	8/8/2011	6100			<17	U		<14	U		<12	U		<34	U		<17	U		<15	U		<24	U		<23	U		<10	U		<13	U		<100	U	
		VMP-14-20-111511	11/15/2011	6600			<88	U		<73	U		<64	U		<170	U		<88	U		<76	U		<120	U		<120	U		<52	U		34	J		<530	U	
		VMP-14-20-012612	1/26/2012	6600			<8.6	U		<7.2	U		<6.3	U		1.2	J	J	<8.6	U		<7.4	U		<12	U		<12	U		<5.2	U		2.2	J	J	<52	U	
		VMP-14-20-042312	4/23/2012	4900			0.67	J		<3.9	U		<3.4	U		<9.4	U		<4.7	U		<4.1	U		<6.6	U		<6.5	U		<2.8	U		1.8	J		<28	U	
		VMP-14-20-072512	7/25/2012	4700			<7.5	U		<6.2	U		<5.5	U		<15	U		<7.5	U		<6.5	U		<10	U		<10	U		<4.5	U		<5.7	U		<45	U	
		VMP-14-20-101612	10/16/2012	3300			<35	U		<29	U		<25	U		<69	U		<35	U		<30	U		<48	U		<48	U		<21	U		8.7	J		<210	U	
		VMP-14-20-013113	1/31/2013	1500			<12	U		5.3	J		<9.1	U		8.2	J		<12	U		2.6	J		<17	U		<17	U		<7.4	U		4.1	J		9.3	J	
	29 ft	VMP-14-29-021811	2/18/2011				<160	U		<130	U		<120	U		<320	U		<160	U		<140	U		<220	U		<220	U		<95	U		47	J		<950	U	
		VMP-14-29-040511	4/5/2011	4600			<140	U		<110	U		<100	U		<270	U		<140	U		<120	U		<190	U		<190	U		<81	U		50	J		<820	U	
		VMP-14-29-012612	1/26/2012	7300			<150	U		<130	U		<110	U		<310	U		<150	U		<130	U		<220	U		<210	U		<92	U		<120	U		<930	U	
		VMP-14-29-042312	4/23/2012	4700			<55	U		<46	U		<40	U		<110	U		<55	U		<48	U		<77	U		<76	U		<33	U		7.3	J		<330	U	
		VMP-14-29-072512	7/25/2012	5400			<58	U		<48	U		<42	U		<120	U		<58	U		<50	U		<81	U		<80	U		<35	U		<44	U		<350	U	
		VMP-14-29-101612	10/16/2012	3000			<86	U		<72	U		<63	U		<170	U		<86	U		<75	U		<120	U		<120	U		<52	U		9	J		<520	U	
		VMP-14-29-013113-DUP	1/31/2013	1600		J	<120	U		<97	U		<85	U		<230	U		<120	U		<100	U		<160	U		<160	U		<70	U		<89	U	UJ	<700	U	
		VMP-14-29-013113	1/31/2013	5600		J	<48	U		<40	U		<36	U		<97	U		<48	U		<42	U		<68	U		<67	U		<29	U		8	J	J	<290	U	
VMP-15	5 ft	VMP 15-5-091410	9/14/2010				<0.0062	U		<0.0052	U		<0.0045	U		0.018			<0.0062	U		<0.0054	U		<0.0086	U		0.0016	J		<0.0037	U		0.0018	J		<0.037	U	
		VMP-15-5-113010	11/30/2010				<0.15	U		<0.12	U		<0.11	U		<0.29	U		0.065	J		<0.13	U		<0.2	U		<0.2	U		<0.088	U		<0.11	U		<0.89	U	
		VMP-15-5-021611	2/16/2011				<0.14	U		<0.12	U		<0.1	U		0.17	J		<0.14	U		0.036	J		<0.19	U		<0.19	U		<0.083	U		0.1	J		<0.84	U	
		VMP-15-5-042011	4/20/2011	140			<0.32	U		<2.7	U		<0.24	U		<0.65	U		<0.32	U		<2.8	U		<0.45	U		<0.45	U		<0.19	U		<0.25	U		<2	U	
		VMP-15-5-080811	8/8/2011	0.014	J		0.01			0.07			<0.0054	U		0.04			<0.0073	J	U	0.0018	J		<0.01	U		0.0013	J		<0.0044	U		0.013			<0.044	J	U
		VMP-15-5-111511	11/15/2011	0.26			0.0072	J		0.03			<0.006	U		0.036			0.0019	J		<0.0071	U		<0.011	U		<0.011	U		<0.0049	U		0.012			<0.049	U	
		VMP-15-5-020112	2/1/2012	0.014	J		0.03	J		0.049			<0.031	U		0.029	J		0.067			<0.036	U		<0.059	U		<0.058	U		<0.025	U		0.011	J		<0.25	U	UJ
		VMP-15-5-042412	4/24/2012	0.25			0.0094	J		<0.036	U		<0.032	U		0.1			<0.043	U		<0.037	U		<0.06	U		<0.059	U		<0.026	U		0.01	J		<0.26	U	
		VMP-15-5-072512	7/25/2012	0.0034	J		0.03			0.06			<0.0036	U		0.0099			0.0012	J		0.004	J		<0.0068	U		<0.0067	U		<0.0029	U		0.026			<0.029	U	
		VMP-15-5-102512	10/25/2012	0.1			0.052			0.11			<0.0054	U		0.026			<0.0073	J	U	<0.0063	U		<0.01	U		0.0051	J		<0.0044	U		0.013			<0.044	U	
		VMP-15-5-020513	2/5/2013	0.0019	J		<0.0071	U		<0.0059	U		<0.0052	U		0.025			<0.0071	U		<0.0062	U		<0.0099	U		<0.0098	U		<0.0043	U		<0.0054	J	U	<0.043	U	
	21.5 ft	VMP-15-21.5-091410	9/14/2010				<0.67	U		<0.56	U		<0.49	U		<1.3	U		<0.67	U		<0.58	U		<0.94	U		<0.93	U		<0.4	U		<0.52	U		<4.1	U	
		VMP-15-21.5-113010	11/30/2010				<0.79	U		<0.66	U		<0.58	U		<1.6	U		<0.79	U		<0.68	U		<1.1	U		<1.1	U		<0.47	U		<0.6	U		<4.8	U	
		VMP-15-21.5-021611	2/16/2011				<0.55	U		<0.46	U		<0.4	U		<1.1	U		<0.55	U		<0.48	U		<0.77	U		<0.76	U		<0.33	U		<0.42	U		<3.3	U	
		VMP-15-21.5-042011	4/20/2011	190			<0.86	U		<7.2	U		<0.63	U		<1.7	U		<0.86	U		<7.5	U		<1.2	U		<1.2	U		<0.52	U		<0.66	U		<5.2	U	
		VMP-15-21.5-080811	8/8/2011	130			<0.69	U		<0.58	U		<0.51	U		<1.4	U		<0.69	U		<0.6	U		<0.97	U		<0.96	U		<0.42	U		0.1	J		<4.2	U	
		VMP-15-21.5-111511	11/15/2011	100			<0.55	U		<0.46	U		<0.4	U		<1.1	U		<0.55	U		<0.48	U		<0.77	U		<0.76	U		<0.33	U		<0.42	U		<3.3	U	
		VMP-15-21.5-020112	2/1/2012	7.9		J	<0.41	U		<0.34	U		<0.3	U		<0.82	U		<0.41	U		<0.36	U		<0.58	U		<0.57	U		<0.25	U		<0.32	U		<2.5	U	UJ
		VMP-15-21.5-042412	4/24/2012	9.8			<0.18	U		<0.15	U		<0.13	U		<0.36	U		<0.18	U		<0.16	U		<0.25	U		<0.25	U		<0.11	U		<0.14	U		<1.1	U	
		VMP-15-21.5-072512	7/25/2012	4.2			<0.65	U		<0.54	U		<0.48	U		0.12	J		<0.65	U		<0.56	U		<0.91	U		<0.9	U		<0.39	U		0.14	J		<3.9	U	
		VMP-15-21.5-102512	10/25/2012	6.2			<1.1	U		<0.89	U		<0.78	U		<2.1	U		<1.1	U		<0.92	U		<1.5	U		<1.5	U		<0.64	U		<0.82	U		<6.4	U	UJ
		VMP-15-21.5-102512-Dup	10/25/2012	6.4			<1.1	U		<0.91	U		<0.8	U		<2.2	U		<1.1	U		<0.95	U		<1.5	U		<1.5	U		<0.66	U		<0.84	U		<6.6	U	UJ
		VMP-15-21.5-020713	2/7/2013	0.9			<0.027	U		<0.022	U		<0.02	U		0.026	J		<0.027	U		<0.023	U		<0.038	U		<0.037	U		<0.016	U		0.0057	J		<0.16	U	
	25.5 ft	VMP 15-25.5-091410	9/14/2010				<0.0063	U		<0.0053	U		<0.0046	U		0.0041	J		<0.0063	U		<0.0055	U		<0.0088	U		<0.0088	U		0.0033	J		0.0011	J		<0.038	U	
		VMP-15-25.5-021611	2/16/2011				<0.084	U		<0.07	U		<0.062	U		0.057	J		<0.084	U		<0.073	U		<0.12	U		<0.12	U		<0.051	U		<0.065	U		<0.51	U	
		VMP-15-25.5-042011	4/20/2011	0.42		J	<0.069	U		<0.58	U		<0.051	U		<0.14	U		<0.069	U		<0.6	U		<0.097	U		<0.096	U		<0.042	U		<0.053	U		<0.42	U	
		VMP-15-25.5-042011-DUP	4/20/2011	2.5		J	<0.065	U		<0.54	U		<0.048	U		<0.13	U		<0.065	U		<0.56	U		<0.091	U		<0.09	U		<0.039	U		<0.05	U		<0.39	U	
		VMP-15-25.5-080811	8/8/2011	4.8			0.022	J		<0.058	U		<0.051	U		<0.14	U		<0.069	U		<0.06	U		<0.097	U		<0.096	U		<0.042	U		0.022	J		<0.42	U	
		VMP-15-25.5-111511	11/15/2011	4.3			0.0026	J		0.044			<0.016	U		0.033	J		<0.021	U		<0.018	U		<0.03	U		<0.029	U		<0.013	U		0.015	J		<0.13	U	
		VMP-15-25.5-073112	7/31/2012	12			0.032	J		0.062			<0.033	U		0.013	J		<0.045	U		<0.039	U		<0.063	U		<0.062	U		<0.027	U		0.051			<0.27	U	
		VMP-15-25.5-102512	10/25/2012	0.72			0.049			0.14			<0.0054	U		0.026		J	<0.0073	U		0.00064	J		<0.01	U		<0.01	U		0.0014	J		0.011			<0.11	U	UJ
		VMP-15-25.5-021213	2/12/2013	37			0.07	J		<0.73	U		<0.16	U		<0.44	U		<0.22	U		<0.19	U		<0.31	U		<0.3	U		<0.13	U		<0.17	U		<1.3	U	
	29 ft	VMP-15-29-073112	7/31/2012	110			0.06	J	J	<0.16	U		<0.14	U		0.024	J	J	<0.19	U		<0.17	U		<0.27	U		<0.26	U		<0.12	U		0.098	J	J	<1.2	U	
		VMP-15-29-102512	10/25/2012	2.1			0.075			0.23			<0.011	U		0.059		J	<0.015	U		0.0012	J		<0.021	U		<0.021	U		0.0024	J		0.016			<0.23	U	UJ
		VMP-15-29-021213	2/12/2013	48			<0.13	U		<0.44	U		<0.097	U		<0.26	U		<0.13	U		<0.11	U		<0.18	U		<0.18	U		<0.079	U		<0.1	U		<0.8	U	

SEE LAST PAGE OF TABLE FOR NOTES

TABLE 6
CUMULATIVE SUMMARY OF SOIL VAPOR ANALYTICAL DETECTIONS AND SCREENING RESULTS: PUBLIC WORKS YARD AND WRR - VOCS

Location	Depth	Sample ID	Sample Date	Isopentane			Isopropylbenzene (Cumene)			4-Methyl-2-pentanone (Methyl			Methyl tert-Butyl Ether (MTBE)			2-Propanol			n-Propylbenzene			Styrene			1,1,2,2-Tetrachloroethane			Tetrachloroethene			Tetrahydrofuran			Toluene			1,2,4-Trichlorobenzene		
							3500						23000									8500						4						40000			50		
				Result (mg/m^3)	Lab Quals	URS Quals	Result (mg/m^3)	Lab Quals	URS Quals	Result (mg/m^3)	Lab Quals	URS Quals	Result (mg/m^3)	Lab Quals	URS Quals	Result (mg/m^3)	Lab Quals	URS Quals	Result (mg/m^3)	Lab Quals	URS Quals	Result (mg/m^3)	Lab Quals	URS Quals	Result (mg/m^3)	Lab Quals	URS Quals	Result (mg/m^3)	Lab Quals	URS Quals	Result (mg/m^3)	Lab Quals	URS Quals	Result (mg/m^3)	Lab Quals	URS Quals	Result (mg/m^3)	Lab Quals	URS Quals
VMP-16	5 ft	VMP-16-5-090210	9/2/2010				14			<9.7	U		2.7	J		<23	U		20			<10	U		<16	U		<16	U		<7	U		<9	U		<71	U	
		VMP-16-5-112910	11/29/2010				4.2	J	J	<4.5	U		1.2	J	J	<11	U		4.4	J	J	<4.6	U		<7.5	U		<7.4	U		<3.2	U		<4.1	U		<32	U	
		VMP-16-5-021511	2/15/2011				<3.2	U		<2.7	U		<2.4	U		<6.5	U		1.4	J	J	<2.8	U		<4.5	U		<4.5	U		<1.9	U		2.4	J	J	<20	U	
		VMP-16-5-042211	4/22/2011	4800			<4.3	U		<36	U		1.9	J		<8.6	U		<4.3	U		<37	U		<6	U		<6	U		<2.6	U		<3.3	U		<26	U	
		VMP-16-5-080511	8/5/2011	760			<1.4	U		<1.2	U		0.29	J		<2.8	U		<1.4	U		<1.2	U		<1.9	U		<1.9	U		<0.83	U		<1	U		<8.3	U	
		VMP-16-5-042512	4/25/2012	2400			<4.7	U		<3.9	U		0.83	J		<9.4	U		<4.7	U		<4.1	U		<6.6	U		1.4	J		<2.8	U		<3.6	U		<28	U	
		VMP-16-5-073012	7/30/2012	1400		J	0.58	J	J	<3.7	U		0.84	J	J	<8.8	U		0.67	J	J	<3.8	U		<6.1	U		<6.1	U		0.31	J	J	<26	U		<26	U	
		VMP-16-5-102512	10/25/2012	120			<3.5	U		<2.9	U		<2.5	U		<6.9	U		<3.5	U		<3	U		<4.9	U		<4.8	U		<2.1	U		0.18	J		<21	U	
		VMP-16-5-021413	2/14/2013	5.4		J	<0.54	U		<1.8	U		<0.4	U		<1.1	U		<0.54	U		<0.47	U		<0.76	U		<0.75	U		<0.32	U		<0.41	U		<3.3	U	
	13.5 ft	VMP-16-13.5-090210	9/2/2010				15			<10	U		2.9	J		<24	U		24			<10	U		<17	U		<17	U		<7.3	U		1.4	J		<73	U	
		VMP-16-13.5-090210-DUP	9/2/2010				16			<10	U		3.1	J		<24	U		23			<10	U		<17	U		<17	U		<7.3	U		1.6	J		<73	U	
		VMP-16-13.5-112910	11/29/2010				<34	U		<29	U		<25	U		<69	U		<34	U		<30	U		<48	U		<47	U		<21	U		<26	U		<210	U	
		VMP-16-13.5-021611	2/16/2011				<6.6	U		<5.5	U		<4.8	U		<13	U		<6.6	U		<5.7	U		<9.2	U		<9.1	U		<4	U		<5.1	U		<40	U	
		VMP-16-13.5-021611-DUP	2/16/2011				<6.5	U		<5.4	U		<4.8	U		<13	U		<6.5	U		<5.6	U		<9.1	U		<9	U		<3.9	U		<5	U		<39	U	
		VMP-16-13.5-042211	4/22/2011	4800			<7	U		<58	U		2.6	J		<14	U		<7	U		<60	U		<9.7	U		<9.6	U		<4.2	U		<5.4	U		<42	U	
		VMP-16-13.5-080511	8/5/2011	190		J	<0.68	U	UJ	<0.56	U	UJ	0.29	J	J	<1.4	U	UJ	<0.68	U	UJ	<0.59	U	UJ	<0.95	U	UJ	<0.94	U	UJ	<0.41	U	UJ	0.12	J	J	<4.1	U	UJ
		VMP-16-13.5-042512	4/25/2012	5200			0.8		J	<0.62	U		<0.55	U		0.094	J	J	1.1		J	<0.65	U		<1	U		0.14	J	J	<0.45	U		<0.57	U		<4.5	U	
		VMP-16-13.5-073012	7/30/2012	4100			<22	U		<19	U		2.7	J		<45	U		<22	U		<19	U		<31	U		<31	U		<13	U		2.5	J		<140	U	
		VMP-16-13.5-102512	10/25/2012	2500			<69	U		<58	U		<51	U		<140	U		<69	U		<60	U		<97	U		<96	U		<42	U		4.1	J		<420	U	
		VMP-16-13.5-021413	2/14/2013	1800		J	4	J	J	<37	U		2.1	J	J	<22	U		7.8	J	J	<9.5	U		<15	U		<15	U		<6.6	U		2.8	J	J	<66	U	
	19 ft	VMP-16-19-090210	9/2/2010				24			<10	U		3.1	J		<24	U		35			<10	U		<17	U		<17	U		<7.3	U		<9.3	U		<73	U	
		VMP-16-19-112910	11/29/2010				9.4	J		<22	U		<19	U		<53	U		12	J		<23	U		<37	U		<37	U		<16	U		<20	U		<160	U	
		VMP-16-19-021611	2/16/2011				<6.3	U		<5.3	U		<4.6	U		<13	U		<6.3	U		<5.5	U		<8.8	U		<8.8	U		<3.8	U		<4.9	U		<38	U	
		VMP-16-19-042711	4/27/2011	2800			<6.5	U		<54	U		1.2	J		<13	U		<6.5	U		<56	U		<9.1	U		<9	U		<3.9	U		<5	U		<39	U	
		VMP-16-19-042711-DUP	4/27/2011	2800			<6.3	U		<53	U		1.3	J		<13	U		<6.3	U		<55	U		<8.8	U		<8.8	U		<3.8	U		<4.9	U		<38	U	
		VMP-16-19-042512	p	5600			2.3	J		<14	U		4	J		<35	U		4	J		<15	U		<24	U		<24	U		<10	U		<13	U		<100	U	
		VMP-16-19-073012	7/30/2012	5200			3.3	J		<13	U		3.3	J		<31	U		5.2	J		<13	U		<22	U		<21	U		<9.3	U		1.6	J		<94	U	
		VMP-16-19-102512	10/25/2012	4100			<65	U		<54	U		<48	U		<130	U		<65	U		<56	U		<91	U		<90	U		<39	U		5.7	J		<390	U	
		VMP-16-19-021413	2/14/2013	3800		J	27		J	<22	U		4.5	J	J	<13	U		45		J	<5.6	U		<9.1	U		<9	U		<3.9	U		0.83	J	J	<39	U	
	31 ft	VMP-16-31-090310	9/3/2010				0.0037	J		<0.0059	U		0.014			0.041			0.0047	J		<0.0062	U		<0.0099	U		<0.0098	U		<0.0043	U		0.0016	J		<0.043	U	
		VMP-16-31-112910	11/29/2010				12	J		<22	U		<20	U		<54	U		14	J		<23	U		<37	U		<37	U		<16	U		<20	U		<160	U	
		VMP-16-31-042512	4/25/2012	6200			3.6	J		<18	U		4.8	J		<42	U		6.3	J		<18	U		<29	U		<29	U		<13	U		<16	U		<130	U	
		VMP-16-31-073012	7/30/2012	6200			<17	U		<14	U		3.3	J		<34	U		<17	U		<15	U		<24	U		<24	U		<10	U		4	J		<100	U	
		VMP-16-31-102512	10/25/2012	4200			<81	U		<67	U		<59	U		<160	U		<81	U		<70	U		<110	U		<110	U		<48	U		3.9	J		<490	U	
		VMP-16-31-021813	2/18/2013	4600			21	J		<82	U		4.1	J		<49	U		36			<21	U		<34	U		<34	U		<15	U		<19	U		<150	U	
VMP-17	5 ft	VMP-17-5	6/21/2010				<0.007	U		<0.006	U		<0.005	U		2.1	E	J	<0.007	U		<0.006	U		<0.01	U		<0.009	J	U	<0.004	U		0.001	J		<0.043	U	
		VMP-17-5-DUP	6/21/2010				<0.007	U		<0.006	U		<0.005	U		1.6	E	J	<0.007	U		<0.006	U		<0.01	U		<0.01	J	U	<0.004	U		<0.005	U		<0.044	U	
		VMP-17-5-090110	9/1/2010				<0.0066	U		<0.0055	U		<0.0048	U		0.027			<0.0066	U		<0.0057	U		<0.0092	U		<0.0091	J	U	0.0034	J		0.0078			<0.04	J	UJ
		VMP-17-5-112210	11/22/2010				<0.0066	U		<0.0055	U		<0.0048	U		0.022			<0.0066	U		0.0027	J		<0.0092	U		<0.0091	J	U	<0.004	U		<0.0051	J	U	<0.04	U	
		VMP-17-5-020711	2/7/2011				<0.0062	U		<0.0052	U		<0.0045	U		0.004	J	U	<0.0062	J	U	<0.0054	U		<0.0086	U		<0.0085	U		<0.0037	U		0.0021	J		<0.037	J	U
		VMP-17-5-040611	4/6/2011	0.18			<0.025	U		<0.021	U		<0.018	U		<0.05	U		<0.025	U		<0.022	U		<0.035	U		<0.034	U		<0.015	U		<0.019	U		<0.15	U	
		VMP-17-5-080111	8/1/2011	12			0.035	J		0.088			<0.069	U		<0.19	U		<0.082	U		<0.082	U		<0.13	U		<0.13	U		<0.057	U		0.052	J		<0.57	U	
		VMP-17-5-110711	11/7/2011	0.0054	J		0.0017	J		0.012			<0.0031	U		0.011			<0.0042	U		<0.0036	U		<0.0059	U		<0.0058	U		<0.0025	U		0.015			<0.025	U	
		VMP-17-5-012612	1/26/2012	0.0026	J		0.0056			0.039			<0.0032	U		0.039			<0.0044	U		<0.0038	U		<0.0061	U		<0.0061	U		<0.0026	U		0.0081			<0.026	U	
		VMP-17-5-041112	4/11/2012	0.0034	J		0.027			0.073			<0.0033	U		0.045			<0.0045	J	U	<0.0039	J	U	<0.0063	U		<0.0062	J	U	0.0047			0.018			<0.027	U	
		VMP-17-5-071112	7/11/2012	0.025			0.039			0.25			<0.0035	U		0.11			<0.0048	J	U	<0.0042	J	U	<0.0067	U		<0.0066	U		0.002	J		0.063			<0.029	U	
		VMP-17-5-100912	10/9/2012	<0.018	U		<0.0074	U		<0.0062	U		<0.0055	U		0.0049	J		<0.0074	U		<0.0064	U		<0.01	U		<0.01	U		<0.0045	U		0.0011	J		<0.045	U	
		VMP-17-5-013113	1/31/2013	0.036	J		0.012	J		<0.022	U		<0.019	U		0.0065	J		0.0062	J		<0.022	U		<0.036	U		<0.036	U		<0.016	U		0.0028	J		<0.16	J	U
		VMP-17-5-013113-DUP	1/31/2013	0.13			0.0068	J		<0.022	U		<0.019	U		<0.052	U		<0.026	J	U	<0.022	U		<0.036	U		<0.036	U		<0.016	U		<0.02	J	U	<0.16	U	
VMP-25	5 ft	VMP-25-5-031511	3/15/2011				0.28			<0.05	U		<0.044	U		<0.12	U		0.46			<0.052	U		<0.083	U		<0.082	U		<0.036	U		0.042	J		<0.36	U	UJ
		VMP-25-5-040811	4/8/2011	0.27			<0.027	U		<0.022	U		0.019	J		<0.054	U		<0.027	U		<0.023	U		<0.038	U		<0.037	U		<0.016	U		0.0071	J		<0.16	U	
		VMP-25-5-080911	8/9/2011	0.53			0.0083			0.039			0.0023	J		0.12			<0.0057	J	U	0.0052			<0.008	U		0.0057	J		<0.0034	U		1			<0.034	J	U
		VMP-25-5-111711	11/17/2011	0.0036	J		0.00079	J		0.0037			<0.003	U		0.0024	J		<0.0041	U		<0.0036	U		<0.0058	U		<0.0057	U		<0.0025	U		0.0026	J		<0.025	U	
		VMP-25-5-013112	1/31/2012	6.3			0.0054	J		0.082			<0.022	U		0.026	J		<0.03	U		<0.026	U		<0.042	U		0.0068	J		<0.018	U		0.012	J		<0.18	U	
		VMP-25-5-042512	4/25/2012	0.0041	J		0.024			0.086			<0.0034	U		0.037			<0.0047	U		0.001	J		<0.0066	U		<0.0065	J	U	0.0058			0.019			<0.028	U	
		VMP-25-5-072612	7/26/2012	3			0.024			0.098			<0.012	U		0.039			0.013	J		0.0037	J		<0.022	U		0.0084	J		<0.0097	U		0.042			<0.098	U	
		VMP-25-5-102612	10/26/2012	0.014	J		0.013			0.018			<0.0048	U		0.0096	J	J	<0.0066	U		<0.0057	U		<0.0092	U		<0.0091	U		<0.004	U		0.0036	J		<0.1	U	UJ
		VMP-25-5-030613	3/6/2013	0.029			0.0026	J		<0.0053	U		<0.0046	U		0.022			0.0075			<0.0055	U		<0.0088	U	UJ	<0.0087	J	U	0.0008	J		0.0053			<0.038	J	U
	21 ft	VMP-25-21-031511	3/15/2011				4.3	J		<9.7	U		<8.5	U		15	J		6.7	J		1.4	J		<16	U		<16	U		<7	U		27			<70	U	
		VMP-25-21-031511-DUP	3/15/2011				6.7	J		<12	U		<11	U		27	J		9.3	J		<13	U		<21	U		<20	U		<8.9	U		16			<90	U	
		VMP-25-21-040811	4/8/2011	23000			<120	U		<100	U		<91	U		38	J		17	J		<110	U		<170	U		<170	U		<74	U		12	J		<750	U	
		VMP-25-21-040811-DUP	4/8/2011	23000			<120	U		<100	U		<92	U		<250	U		<120	U		<110	U		<180	U		<170	U		<75	U		<96	U		<760	U	
		VMP-25-21-080911	8/9/2011	19000			9.7	J		<34	U		<30	U		<81	U		36	J		<35	U		<57	U		270			<24	U		1200			<240	U	
		VMP-25-21-111711	11/17/2011	14000			<55	U		<46	U		<40	U		<110	U		<55	U		<48	U		<77	U		<76	U		<33	U		<42	U		<330	U	
		VMP-25-21-111711-DUP	11/17/2011	14000			<82	U		<68	U		<60	U		<160	U		<82	U		<71	U		<110	U		<110	U		<49	U		<62	U		<490	U	
		VMP-25-21-013112	1/31/2012	20000			<29	U		<24	U		<21	U		<58	U		<29	U		<25	U		<40	U		<40	U		<17	U		<22	U		<170	U	
		VMP-25-21-013112-DUP	2/1/2012	22000			<27	U		<22	U		<20	U		<54	U		<27	U		<23	U		<37	U		<37	U		<16	U		<20	U		<160	U	
		VMP-25-21-042512	4/25/2012	21000			<18	U		<15	U		<13	U		<37	U		<18	U		<16	U		<26	U		<25	U		<11	U		<14	U		<110	U	
		VMP-25-21-072612	7/26/2012	22000			<31	U		<26	U		<23	U		<62	U		<31	U		<27	U		<43	U		<43	U		<18	U		2.4	J		<190	U	
		VMP-25-21-102612	10/26/2012	20000			<180	U		<150	U		<140	U		<370	U		<180	U		<160	U		<260	U		<260	U		<110	U		<140	U		<1100	U	UJ
		VMP-25-21-030613	3/6/2013	20000			<47	U		<39	U		<35	U		<94	U		<47	U		<41	U		<66	U	UJ	<65	U		<28	U		4.2	J		<280	U	
	31 ft	VMP-25-31-030613	3/6/2013	23000			<62	U		<52	U		7.4	J		5.6	J		<62	U		<54	U		<87	U		10	J		<37	U		12	J		<380	U	

SEE LAST PAGE OF TABLE FOR NOTES

TABLE 6
CUMULATIVE SUMMARY OF SOIL VAPOR ANALYTICAL DETECTIONS AND SCREENING RESULTS: PUBLIC WORKS YARD AND WRR - VOCS

Location	Depth	Sample ID	Sample Date	Isopentane			Isopropylbenzene (Cumene)			4-Methyl-2-pentanone (Methyl			Methyl tert-Butyl Ether (MBTE)			2-Propanol			n-Propylbenzene			Styrene			1,1,2,2-Tetrachloroethane			Tetrachloroethene			Tetrahydrofuran			Toluene			1,2,4-Trichlorobenzene		
							3500						23000									8500						4						40000			50		
				Result (mg/m^3)	Lab Quals	URS Quals	Result (mg/m^3)	Lab Quals	URS Quals	Result (mg/m^3)	Lab Quals	URS Quals	Result (mg/m^3)	Lab Quals	URS Quals	Result (mg/m^3)	Lab Quals	URS Quals	Result (mg/m^3)	Lab Quals	URS Quals	Result (mg/m^3)	Lab Quals	URS Quals	Result (mg/m^3)	Lab Quals	URS Quals	Result (mg/m^3)	Lab Quals	URS Quals	Result (mg/m^3)	Lab Quals	URS Quals	Result (mg/m^3)	Lab Quals	URS Quals	Result (mg/m^3)	Lab Quals	URS Quals
VMP-29	10 ft	VMP-29-10-073012	7/30/2012	<0.12	U		0.025	J		0.082			<0.038	U		0.065	J		<0.052	U		<0.045	U		<0.073	U		<0.072	U		8.6			0.055			<0.31	U	
		VMP-29-10-100812	10/8/2012	<0.22	U		<0.092	U		0.059	J		<0.068	U		0.047	J		<0.092	U		<0.08	U		<0.13	U		<0.13	U		14			0.016	J		<0.56	U	
		VMP-29-10-020613	2/6/2013	0.0031	J		<0.0069	U		0.0028	J		<0.0051	U		0.044			<0.0069	U		<0.006	U		<0.0097	U		<0.0096	J	U	0.29			<0.0053	J	U	<0.042	U	
	20 ft	VMP-29-20-073012	7/30/2012	<1.5	U		<0.62	U		<0.51	U		<0.45	U		0.95	J		<0.62	U		<0.53	U		<0.86	U		<0.85	U		190			0.045	J		<3.7	U	
		VMP-29-20-073012-Dup	7/30/2012	<1.4	U		<0.58	U		<0.48	U		<0.42	U		0.86	J		<0.58	U		<0.5	U		<0.8	U		<0.79	U		170			0.041	J		<3.5	U	
		VMP-29-20-100812	10/8/2012	<0.22	U		<0.092	U		0.093			<0.068	U		0.097	J		<0.092	U		<0.08	U		<0.13	U		<0.13	U		20			0.023	J		<0.56	U	
		VMP-29-20-020613	2/6/2013	0.0081	J		<0.0068	J	U	0.01			<0.005	U		0.04			<0.0068	U		<0.0059	U		<0.0095	U		<0.0094	J	U	0.2			0.0019	J		<0.041	U	
	30 ft	VMP-29-30-073012	7/30/2012	0.09	J		0.031	J		0.091			<0.074	U		0.78			<0.1	U		<0.088	U		<0.14	U		<0.14	U		48			0.06	J		<0.61	U	
		VMP-29-30-100812	10/8/2012	0.46	J		<0.45	U		<0.38	U		<0.33	U		0.55	J		<0.45	U		0.12	J		<0.64	U		<0.63	U		47			0.55			<2.7	U	
		VMP-29-30-020613	2/6/2013	0.0046	J		<0.0071	J	U	0.012			<0.0052	U		0.029			<0.0071	U		<0.0062	U		<0.0099	U		<0.0098	J	U	0.78			<0.0054	J	U	<0.043	U	
VMP-30	10 ft	VMP-30-10-073012	7/30/2012	<0.44	U		<0.18	U		<0.15	U		<0.13	U		0.3	J		<0.18	U		<0.16	U		<0.26	U		<0.25	U		69			0.027	J		<1.1	U	
		VMP-30-10-100812	10/8/2012	0.014	J		0.0078			0.051			<0.0051	U		0.019			<0.0069	U		<0.006	U		<0.0097	U		0.0041	J		1.6			0.0096			<0.042	U	
		VMP-30-10-020613	2/6/2013	0.0077	J		<0.0065	U		0.0023	J		<0.0048	U		0.0028	J		<0.0065	U		<0.0056	U		<0.0091	U		<0.009	J	U	0.09			0.0016	J		<0.039	U	
	20 ft	VMP-30-20-073012	7/30/2012	<1.9	U		<0.78	U		<0.65	U		<0.57	U		1.3	J		<0.78	U		<0.68	U		<1.1	U		<1.1	U		300			0.033	J		<4.7	U	
		VMP-30-20-100812	10/8/2012	0.18	J		<0.28	U		<0.24	U		<0.21	U		0.26	J		<0.28	U		0.12	J		<0.4	U		<0.39	U		29			0.39			<1.7	U	
		VMP-30-20-020613	2/6/2013	0.0073	J		<0.0065	J	U	0.0034	J		<0.0048	U		0.011	J		<0.0065	J	U	<0.0056	U		<0.0091	U		<0.009	J	U	0.21			<0.005	J	U	<0.039	J	U
	30 ft	VMP-30-30-073012	7/30/2012	0.31	J		<0.8	U		<0.67	U		<0.59	U		1.2	J		<0.8	U		<0.7	U		<1.1	U		<1.1	U		330			0.035	J		<4.8	U	
		VMP-30-30-100812	10/8/2012	1	J		<0.59	U		<0.49	U		<0.43	U		0.46	J		<0.59	U		0.093	J		<0.83	U		<0.82	U		67			0.49			<3.6	U	
		VMP-30-30-020613	2/6/2013	<0.052	U		<0.022	U		<0.018	U		<0.016	U		0.037	J		<0.022	U		<0.019	U		<0.03	U		<0.03	U		2.6			<0.016	U		<0.13	J	U
VMP-41	10 ft	VMP-41-10-072712	7/27/2012	0.12			0.04			0.16			<0.0044	U		0.055			0.00096	J		0.0024	J		<0.0083	U		<0.0082	U		0.0016	J		0.071			<0.036	U	
		VMP-41-10-100912	10/9/2012	<0.017	U		0.021			0.1			<0.0053	U		0.035			<0.0073	U		<0.0063	U		<0.01	U		0.012			<0.0044	U		0.022			<0.044	U	
		VMP-41-10-012913	1/29/2013	<0.017	U		<0.0073	U		<0.0061	U		<0.0053	U		0.01	J		<0.0073	U		<0.0063	U		<0.01	U		<0.01	U		<0.0044	U		<0.0056	J	U	<0.044	U	
	20 ft	VMP-41-20-072712	7/27/2012	<0.011	U		0.025			0.089			<0.0034	U		0.03			0.00039	J		0.0014	J		<0.0064	U		<0.0063	U		<0.0028	U		0.038			<0.028	U	
		VMP-41-20-072712-Dup	7/27/2012	<0.011	U		0.025			0.09			<0.0034	U		0.029			0.00044	J		0.0018	J		<0.0066	U		<0.0065	U		<0.0028	U		0.039			<0.028	U	
		VMP-41-20-100912	10/9/2012	<0.017	U		0.019			0.079			<0.0052	U		0.02			<0.0071	U		0.00092	J		<0.0099	U		0.0091	J		<0.0043	U		0.015			<0.043	U	
		VMP-41-20-100912-Dup	10/9/2012	<0.017	U		0.021			0.084			<0.0053	U		0.019			<0.0073	J	U	0.0013	J		<0.01	U		0.0073	J		<0.0044	U		0.016			<0.044	U	
		VMP-41-20-012913	1/29/2013	0.0076	J		<0.0074	U		<0.0062	U		<0.0055	U		0.01	J		<0.0074	U		<0.0064	U		<0.01	U		0.0016	J		<0.0045	U		<0.0057	J	U	<0.045	J	U
	30 ft	VMP-41-30-072712	7/27/2012	0.039			0.011			0.1			<0.0034	U		0.036			0.00072	J		0.0021	J		<0.0066	U		<0.0065	U		0.00073	J		0.03			<0.028	U	
		VMP-41-30-100912	10/9/2012	<0.018	U		0.013			0.041			<0.0056	U		0.0093	J		<0.0076	U		<0.0066	U		<0.011	U		0.0046	J		<0.0046	U		0.0098			<0.046	U	
		VMP-41-30-012913	1/29/2013	0.0056	J		<0.0069	U		<0.0058	U		<0.0051	U		0.013	J		<0.0069	U		<0.006	U		<0.0097	U		0.0027	J		<0.0042	U		0.0013	J		<0.042	U	
VMP-55	20 ft	VMP-55-20-021513	2/15/2013	4500			<17	U		<56	U		<12	U		<34	U		<17	U		<15	U		<24	U		<23	U		<10	U		<13	U		<100	U	

SEE LAST PAGE OF TABLE FOR NOTES

TABLE 6
CUMULATIVE SUMMARY OF SOIL VAPOR ANALYTICAL DETECTIONS AND SCREENING RESULTS: PUBLIC WORKS YARD AND WRR - VOCS

Location	Depth	Sample ID	Sample Date	1,1,1-Trichloroethane (Methyl			1,1,2-Trichloroethane			Trichloroethene			Trichlorofluoromethane			1,2,4-Trimethylbenzene			1,3,5-Trimethylbenzene			2,2,4-Trimethylpentane			Vinyl chloride			m,p-Xylene			o-Xylenes		
				41000			170000			12			5600												4.8			820			790		
				Result (mg/m^3)	Lab Quals	URS Quals	Result (mg/m^3)	Lab Quals	URS Quals	Result (mg/m^3)	Lab Quals	URS Quals	Result (mg/m^3)	Lab Quals	URS Quals	Result (mg/m^3)	Lab Quals	URS Quals	Result (mg/m^3)	Lab Quals	URS Quals	Result (mg/m^3)	Lab Quals	URS Quals	Result (mg/m^3)	Lab Quals	URS Quals	Result (mg/m^3)	Lab Quals	URS Quals	Result (mg/m^3)	Lab Quals	URS Quals
VMP-10	5 ft	VMP-10-5-090710	9/7/2010	<0.0072	U		<0.0072	U		<0.0071	U		0.001	J		0.007			0.0023	J		0.093			<0.0034	U		0.014			0.0065		
		VMP-10-5-111810	11/17/2010	0.00085	J		<0.0066	U		<0.0065	J	U	0.00082	J		<0.0059	U		<0.0059	U		0.025			<0.0031	U		<0.0052	J	U	<0.0052	U	
		VMP-10-5-021011	2/10/2011	<0.0065	U		<0.0065	U		<0.0064	U		<0.0067	U		0.0013	J		<0.0058	U		0.2			<0.003	U		0.0046	J		0.0011	J	
		VMP-10-5-040511	4/5/2011	<0.006	U		<0.006	U		<0.0059	J	U	0.00085	J		0.0054			<0.0054	J	U	0.011			<0.0028	U		0.0058			<0.0048	J	U
		VMP-10-5-07/2911	7/29/2011	<0.0073	U		<0.0073	U		<0.0072	U		<0.0075	U		<0.0066	J	U	<0.0066	U		0.003	J		<0.0034	U		0.0033	J		0.00096	J	
		VMP-10-5-110411	11/4/2011	<0.0038	U		<0.0038	U		<0.0037	U		0.00084	J	J	<0.0034	J	U	<0.0034	J	U	<0.0032	U		<0.0018	U		0.0027	J		0.00085	J	
		VMP-10-5-012512	1/26/2012	<0.0048	U		<0.0048	U		0.0012	J		<0.0049	U		<0.0043	U		<0.0043	U		0.0031	J		<0.0022	U		0.00089	J		<0.0038	U	
		VMP-10-5-041212	4/12/2012	<0.0051	U		<0.0051	U		<0.005	U		0.0013	J		<0.0046	U		<0.0046	U		0.034			<0.0024	U		<0.0041	J	U	<0.0041	U	
		VMP-10-5-071312	7/13/2012	<0.0053	U		<0.0053	U		<0.0052	U		0.0013	J		<0.0047	J	U	<0.0047	U		<0.0045	J	U	<0.0025	U		<0.0042	J	U	<0.0042	U	
		VMP-10-5-101612	10/16/2012	<0.0083	U		<0.0083	U		<0.0081	U		<0.0085	U		<0.0074	U		<0.0074	U		0.038			<0.0039	U		<0.0066	U		<0.0066	U	
		VMP-10-5-012913	1/29/2013	<0.0077	U		<0.0077	U		<0.0076	U		0.0021	J		<0.0069	U		<0.0069	U		0.007			<0.0036	U		<0.0061	U		<0.0061	U	
		VMP-10-5-012913-DUP	1/29/2013	<0.0085	U		<0.0085	U		<0.0084	U		0.0015	J		<0.0076	U		<0.0076	U		0.0082			<0.004	U		<0.0068	U		<0.0068	U	
	10 ft	VMP-10-10-090710	9/7/2010	<0.0072	U		<0.0072	U		<0.0071	U		0.00097	J		<0.0065	U		<0.0065	U		0.048			<0.0034	U		0.0011	J		<0.0057	U	
		VMP-10-10-111810	11/17/2010	0.0013	J		<0.007	U		<0.0069	J	U	0.00098	J		<0.0063	U		<0.0063	U		0.026			<0.0033	U		<0.0056	J	U	<0.0056	U	
		VMP-10-10-021111	2/11/2011	<0.0055	U		<0.0055	U		0.002	J		0.00063	J		<0.005	J	U	<0.005	U		0.018			<0.0026	U		0.0034	J		0.0011	J	
		VMP-10-10-040611	4/6/2011	<0.0072	U		<0.0072	U		<0.0071	J	U	0.0012	J		<0.0065	J	U	<0.0065	U		0.0088			<0.0034	U		<0.0057	J	U	<0.0057	U	
		VMP-10-10-072911	7/29/2011	<0.0075	U		<0.0075	U		<0.0074	U		<0.0078	U		0.0047	J		<0.0068	J	U	0.0094			<0.0035	U		0.0072			0.0018	J	
		VMP-10-10-110411	11/4/2011	<0.0049	U		<0.0049	U		<0.0048	J	U	0.00083	J		0.0019	J		0.00059	J		0.001	J		<0.0023	U		0.0029	J		0.00099	J	
		VMP-10-10-110411-DUP	11/4/2011	<0.0049	U		<0.0049	U		<0.0048	J	U	0.00093	J		0.0015	J		0.00047	J		0.00076	J		<0.0023	U		0.0025	J		0.0011	J	
		VMP-10-10-012512	1/26/2012	<0.0048	U		<0.0048	U		0.0014	J		<0.0049	U		<0.0043	U		<0.0043	U		<0.0041	U		<0.0022	U		0.0015	J		0.00071	J	
		VMP-10-10-012512-DUP	1/26/2012	<0.005	U		<0.005	U		0.0014	J		<0.0051	U		0.0012	J		<0.0045	U		0.008			<0.0023	U		0.0016	J		0.00087	J	
		VMP-10-10-041112	4/11/2012	<0.0052	U		<0.0052	U		<0.0051	U		<0.0054	U		<0.0047	J	U	<0.0047	U		0.057			<0.0024	U		0.0048			0.0022	J	
		VMP-10-10-071312	7/13/2012	<0.0051	U		<0.0051	U		<0.005	U		<0.0053	U		<0.0046	J	U	<0.0046	U		<0.0044	J	U	<0.0024	U		<0.0041	J	U	<0.0041	J	U
		VMP-10-10-101612	10/16/2012	<0.0086	U		<0.0086	U		<0.0085	U		<0.0089	U		<0.0078	U		<0.0078	U		0.021			<0.004	U		0.0068			<0.0069	U	
		VMP-10-10-012913	1/29/2013	<0.0069	U		<0.0069	U		<0.0068	U		0.0012	J		<0.0062	U		<0.0062	U		0.0064			<0.0032	U		<0.0055	U		<0.0055	U	
	20 ft	VMP-10-20-090710	9/7/2010	<0.0075	U		<0.0075	U		<0.0074	U		0.0013	J		0.0016	J		<0.0068	U		0.027		J	<0.0035	U		0.0043	J		0.0015	J	
		VMP-10-20-090710-DUP	9/7/2010	<0.007	U		<0.007	U		<0.0069	U		0.0018	J		0.0013	J		<0.0063	U		0.011		J	<0.0033	U		0.0037	J		0.0013	J	
		VMP-10-20-111810	11/17/2010	0.0024	J		<0.013	U		0.0042	J		<0.014	U		<0.012	U		<0.012	U		0.01	J	J	<0.0062	U		<0.011	U		<0.011	U	
		VMP-10-20-111810-Dup	11/17/2010	0.0011	J		<0.0067	U		0.002	J		0.00085	J		<0.0061	U		<0.0061	U		0.03		J	<0.0032	U		<0.0054	J	U	<0.0054	U	
		VMP-10-20-021111	2/11/2011	<0.0066	U		<0.0066	U		0.0033	J		<0.0068	U		<0.006	U		<0.006	U		0.014			<0.0031	U		0.00059	J		<0.0053	U	
		VMP-10-20-040611	4/6/2011	<0.008	U		<0.008	U		<0.0079	J	U	0.0014	J		<0.0072	J	U	<0.0072	U		0.031			<0.0038	U		<0.0068		U	0.0016	J	
		VMP-10-20-072911	7/29/2011	<0.0074	U		<0.0074	U		<0.0073	U		<0.0077	U		0.005	J		<0.0067	J	U	0.0054	J		<0.0035	U		0.0053	J		0.0018	J	
		VMP-10-20-110411	11/4/2011	<0.0049	U		<0.0049	U		<0.0048	U		0.001	J		<0.0044	U		0.00043	J		0.0012	J		<0.0023	U		0.0034	J		0.0011	J	
		VMP-10-20-012612	1/26/2012	<0.0046	U		<0.0046	U		0.001	J		<0.0047	U		<0.0041	U		<0.0041	U		0.015			<0.0021	U		0.0014	J		0.00042	J	
		VMP-10-20-041212	4/12/2012	<0.0051	U		<0.0051	U		<0.005	U		0.0009	J		<0.0046	U		<0.0046	U		0.064			<0.0024	U		<0.0041	J	U	<0.0041	U	
		VMP-10-20-071612	7/16/2012	<0.0049	U		<0.0049	U		<0.0048	U		0.0012	J		<0.0044	J	U	<0.0044	U		<0.0042	J	U	<0.0023	U		<0.0039	J	U	<0.0039	U	
		VMP-10-20-101612	10/16/2012	<0.0087	U		<0.0087	U		<0.0086	U		<0.009	U		<0.0078	J	U	0.0026	J		0.0059	J		<0.0041	U		<0.0069	U		<0.0069	U	
		VMP-10-20-012913	1/29/2013	<0.0075	U		<0.0075	U		<0.0074	U		0.0017	J		<0.0068	U		<0.0068	U		0.0068			<0.0035	U		<0.006	U		<0.006	U	
	30 ft	VMP-10-30-041212	4/12/2012	<0.0053	U		<0.0053	U		<0.0053	U		0.0018	J		<0.0048	U		<0.0048	U		0.12			<0.0025	U		0.0038	J		0.0013	J	
		VMP-10-30-071612	7/16/2012	<0.0047	U		<0.0047	U		<0.0046	U		0.0013	J		<0.0042	J	U	<0.0042	U		<0.004	J	U	<0.0022	U		<0.0038	J	U	<0.0038	U	
		VMP-10-30-101612	10/16/2012	<0.0082	U		<0.0082	U		<0.0081	U		<0.0084	U		<0.0074	U		<0.0074	U		0.028			<0.0038	U		<0.0065	U		<0.0065	U	
		VMP-10-30-012913	1/29/2013	<0.0083	U		<0.0083	U		<0.0081	U		0.0018	J		<0.0074	U		<0.0074	U		0.0054	J		<0.0039	U		<0.0066	U		<0.0066	U	
VMP-11	5 ft	VMP-11-5-090710	9/7/2010	<0.0067	U		<0.0067	U		<0.0066	U		0.0012	J		<0.0061	U		<0.0061	U		0.041			<0.0032	U		0.0015	J		<0.0054	U	
		VMP-11-5-112210	11/22/2010	<0.007	U		<0.007	U		<0.0069	U		<0.0072	U		<0.0063	U		<0.0063	U		0.0019	J		<0.0033	U		<0.0056	J	U	<0.0056	U	
		VMP-11-5-021511	2/15/2011	<0.0062	U		<0.0062	U		0.0024	J		0.001	J		<0.0056	J	U	<0.0056	U		0.065			<0.0029	U		0.0089			0.0029	J	
		VMP-11-5-040611	4/6/2011	<0.059	U		<0.059	U		<0.058	U		<0.061	U		<0.053	U		<0.053	U		0.11			<0.028	U		<0.047	U		<0.047	U	
		VMP-11-5-080711	8/7/2011	<0.081	U		<0.081	U		<0.08	U		<0.083	U		<0.073	U		<0.073	U		<0.069	U		<0.038	U		0.012	J		<0.064	U	
		VMP-11-5-111111	11/11/2011	<0.016	U		<0.016	U		<0.016	U		<0.016	U		<0.014	U		<0.014	U		0.94			<0.0075	U		0.0036	J		<0.013	U	
		VMP-11-5-012612	1/26/2012	<0.0048	U		<0.0048	U		0.001	J		<0.0049	U		<0.0043	U		<0.0043	U		<0.0041	U		<0.0022	U		0.0031	J		0.0007	J	
		VMP-11-5-041912	4/19/2012	<0.0053	J	U	<0.0053	U		<0.0053	U		0.0017	J		0.0023	J		0.0012	J		0.21			<0.0025	U		0.012			0.0033	J	
		VMP-11-5-071912	7/16/2012	<0.0069	U		<0.0069	U		<0.0068	J	U	0.0015	J		<0.0062	U		<0.0062	U		0.0061			<0.0032	U		<0.0055	J	U	<0.0055	U	
		VMP-11-5-101612	10/16/2012	<0.0077	U		<0.0077	U		<0.0076	U		<0.008	U		<0.007	U		<0.007	U		0.018			<0.0036	U		<0.0061	U		<0.0061	U	
		VMP-11-5-012913	1/29/2013	<0.39	U		<0.39	U		<0.39	U		<0.4	U		<0.35	U		<0.35	U		<0.34	U		<0.18	U		<0.31	U		<0.31	U	
	8 ft	VMP-11-8-090810	9/8/2010	<0.007	U		<0.007	U		<0.0069	U		0.002	J		<0.0063	U		<0.0063	U		0.01			<0.0033	U		<0.0056	J	U	<0.0056	U	
		VMP-11-8-112210	11/22/2010	<0.007	U		<0.007	U		<0.0069	U		<0.0072	U		<0.0063	U		<0.0063	U		0.0024	J		<0.0033	U		<0.0056	J	U	<0.0056	U	
		VMP-11-8-021111	2/11/2011	<0.0068	U		<0.0068	U		0.0034	J		<0.007	U		<0.0061	U		<0.0061	U		0.012			<0.0032	U		<0.0054	U		<0.0054	U	
		VMP-11-8-021111-DUP	2/11/2011	<0.0064	U		<0.0064	U		0.0031	J		0.001	J		<0.0058	U		<0.0058	U		0.0085			<0.003	U		<0.0051	U		<0.0051	U	
		VMP-11-8-040611	4/6/2011	<0.03	U		<0.03	U		<0.03	U		<0.031	U		<0.027	U		<0.027	U		0.062			<0.014	U		<0.024	U		<0.024	U	
		VMP-11-8-040611-DUP	4/6/2011	<0.026	U		<0.026	U		0.0028	J		<0.027	U		<0.024	U		<0.024	U		0.048			<0.012	U		<0.021	U		<0.021	U	
		VMP-11-8-080711	8/7/2011	<0.081	U		<0.081	U		<0.08	U		<0.083	U		<0.073	U		<0.073	U		<0.069	U		<0.038	U		0.01	J		<0.064	U	
		VMP-11-8-111411	11/14/2011	<0.0048	U		<0.0048	U		0.0015	J		<0.0049	U		0.0012	J		<0.0043	U		0.031			<0.0022	U		0.003	J		0.0007	J	
		VMP-11-8-012612	1/26/2012	<0.0047	U		<0.0047	U		0.00099	J		<0.0048	U		<0.0042	U		<0.0042	U		<0.004	U		<0.0022	U		0.001	J		<0.0037	U	
		VMP-11-8-041912	4/19/2012	<0.0053	J	U	<0.0053	U		<0.0053	U		0.0016	J		<0.0048	U		<0.0048	U		0.01			<0.0025	U		0.0075			0.0019	J	
		VMP-11-8-072012	7/20/2012	<0.0053	U		<0.0053	U		<0.0053	U		0.0013	J		<0.0048	U		<0.0048	U		<0.0046	U		<0.0025	U		<0.0042	U		<0.0042	U	
		VMP-11-8-101612	10/16/2012	<0.0078	U		<0.0078	U		<0.0077	U		<0.008	U		<0.007	U		<0.007	U		0.0019	J		<0.0036	U		<0.0062	J	U	<0.0062	U	
		VMP-11-8-101612-Dup	10/16/2012	<0.0079	U		<0.0079	U		<0.0078	U		<0.0081	U		<0.0071	U		<0.0071	U		0.0019	J		<0.0037	U		<0.0063	J	U	<0.0063	U	
		VMP-11-8-012913	1/29/2013	<0.054	U		<0.054	U		<0.053	U		<0.055	U		<0.048	U		<0.048	U		<0.046	U		<0.025	U		<0.043	U		<0.043	U	
	29 ft	VMP-11-29-090810	9/8/2010	<0.18	U		<0.18	U		<0.17	U		<0.18	U		0.17			0.088	J		1.1			<0.082	U		0.1	J		0.072	J	
		VMP-11-29-112210	11/22/2010	<2.5	U		<2.5	U		<2.5	U		<2.6	U		<2.3	U		<2.3	U		1.8	J		<1.2	U		<2	U		<2	U	
		VMP-11-29-112210-Dup	11/22/2010	<1.7	U		<1.7	U		<1.7	U		<1.8	U		<1.6	U		<1.6	U		1.8			<0.82	U		<1.4	U		<1.4	U	
		VMP-11-29-021411	2/14/2011	<0.0068	U		<0.0068	U		0.0028	J		<0.007	U		<0.0061	J	U	<0.0061	U		0.19			<0.0032	U		0.0043	J		0.0016	J	
		VMP-11-29-040611	4/6/2011	<0.052	U		<0.052	U		<0.051	U		<0.053	U		<0.046	U		<0.046	U		0.096			<0.024	U		<0.041	U		<0.041	U	
		VMP-11-29-082511	8/25/2011	<0.0075	U		<0.0075	U		<0.0074	U		<0.0078	U		0.0023	J		<0.0068	U		0.002	J		<0.0035	U		0.0037	J		0.0011	J	
		VMP-11-29-082511-Dup	8/25/2011	<0.0075	U		<0.0075	U		<0.0074	U		<0.0078	U		0.0023	J		<0.0068	U		0.004	J		<0.0035	U		0.0033	J		0.0011	J	
		VMP-11-29-111411	11/14/2011	<0.0048	U		<0.0048	U		0.0014	J		<0.0049	U		0.00088	J		<0.0043	U		0.005			<0.0022	U		0.0018	J		0.00048	J	
		VMP-11-29-012612	1/26/2012	<0.0046	U		<0.0046	U		0.001	J		<0.0047	U		<0.0041	U		<0.0041	U		<0.0039	U		<0.0021	U		<0.0036	U		<0.0036	U	
		VMP-11-29-042712	4/27/2012	<0.0048	U		<0.0048	U		<0.0047	U		0.00099	J		0.0011	J		<0.0043	U		0.013			<0.0022	U		0.0046			0.0014	J	
		VMP-11-29-072012	7/23/2012	<0.0048	U		<0.0048	U		<0.0047	U		0.0013	J		0.0056			0.0015	J		0.028			<0.0022	U		0.023			0.0062		
		VMP-11-29-101612	10/16/2012	<0.0081	U		<0.0081	U		<0.008	U		0.0015	J		<0.0073	U	UJ	<0.0073	U		0.0071			<0.0038	U		0.0012	J		<0.0064	U	
		VMP-11-29-012913	1/29/2013	<0.0079	U		<0.0079	U		<0.0078	U		0.0017	J		<0.0071	U		<0.0071	U		0.0062	J		<0.0037	U		<0.0063	U		<0.0063	U	
	38 ft	VMP-11-38-042312	4/23/2012	<0.36	U		<0.36	U		<0.35	U		<0.37	U		<0.32	U		<0.32	U		<0.3	U		<0.17	U		<0.28	U		<0.28	U	
		VMP-11-38-042312-Dup	4/23/2012	<1.2	U		<1.2	U		<1.2	U		<1.3	U		<1.1	U		<1.1	U		<1.1	U		<0.58	U		<0.99	U		<0.99	U	
		VMP-11-38-072312	7/23/2012	<0.59	U		<0.59	U		<0.58	U		<0.61	U		<0.53	U		<0.53	U		<0.51	U		<0.28	U		<0.47	U		<0.47	U	
		VMP-11-38-101612	10/16/2012	<0.0082	U		<0.0082	U		<0.0081	U		<0.0084	U		<0.0074	U		<0.0074	U		0.023			<0.0038	U		<0.0065	U		<0.0065	U	
		VMP-11-38-013013	1/30/2013	<0.0075	U		<0.0075	U		<0.0074	U		0.0016	J		<0.0068	U		<0.0068	U		0.0048	J		<0.0035	U		<0.006	U		<0.006	U	

SEE LAST PAGE OF TABLE FOR NOTES

TABLE 6
CUMULATIVE SUMMARY OF SOIL VAPOR ANALYTICAL DETECTIONS AND SCREENING RESULTS: PUBLIC WORKS YARD AND WRR - VOCS

Location	Depth	Sample ID	Sample Date	1,1,1-Trichloroethane (Methyl			1,1,2-Trichloroethane			Trichloroethene			Trichlorofluoromethane			1,2,4-Trimethylbenzene			1,3,5-Trimethylbenzene			2,2,4-Trimethylpentane			Vinyl chloride			m,p-Xylene			o-Xylenes		
				41000			170000			12			5600												4.8			820			790		
				Result (mg/m^3)	Lab Quals	URS Quals	Result (mg/m^3)	Lab Quals	URS Quals	Result (mg/m^3)	Lab Quals	URS Quals	Result (mg/m^3)	Lab Quals	URS Quals	Result (mg/m^3)	Lab Quals	URS Quals	Result (mg/m^3)	Lab Quals	URS Quals	Result (mg/m^3)	Lab Quals	URS Quals	Result (mg/m^3)	Lab Quals	URS Quals	Result (mg/m^3)	Lab Quals	URS Quals	Result (mg/m^3)	Lab Quals	URS Quals
VMP-12	5 ft	VMP-12-5-090310	9/3/2010	<7.3	U		<7.3	U		<7.2	U		<7.6	U		<6.6	U		<6.6	U		1700			<3.4	U		<5.8	U		<5.8	U	
		VMP-12-5-120310	12/3/2010	<72	U		<72	U		<71	U		<75	U		<65	U		<65	U		1700			<34	U		<58	U		<58	U	
		VMP-12-5-021511	2/15/2011	<3.3	U		<3.3	U		<3.3	U		<3.4	U		<3	U		<3	U		610			<1.6	U		<2.6	U		<2.6	U	
		VMP-12-5-041911	4/19/2011	<24	U		<24	U		<24	U		<25	U		<22	U		<22	U		1100			<11	U		7.9	J		<19	U	
		VMP-12-5-080411	8/4/2011	<6.3	U		<6.3	U		<6.2	U		<6.5	U		<5.7	U		<5.7	U		700			<3	U		<5	U		<5	U	
		VMP-12-5-111611	11/16/2011	<0.0044	U		<0.0044	U		<0.0044	U		<0.0046	U		0.0009	J		<0.004	U		0.95			<0.0021	U		0.0018	J		0.00046	J	
		VMP-12-5-012412	1/24/2012	<0.05	U		<0.05	U		<0.049	U		<0.051	U		0.011	J		<0.045	U		2.9			<0.023	U		0.013	J		<0.04	U	
		VMP-12-5-041912	4/19/2012	<0.005	U		<0.005	U		<0.0049	U		0.0016	J		0.0014	J		<0.0045	U		0.4			<0.0023	U		0.0042			<0.004	U	
		VMP-12-5-072612	7/26/2012	<0.0053	U		<0.0053	U		<0.0052	U		0.0012	J		0.0017	J		0.00084	J		0.0065			<0.0025	U		0.0052			0.0018	J	
		VMP-12-5-072612-Dup	7/26/2012	<0.0048	U		<0.0048	U		<0.0048	U		0.0018	J		<0.0044	U		<0.0044	U		0.00079	J		<0.0023	U		0.001	J		0.00082	J	
		VMP-12-5-102412	10/24/2012	<0.0082	U		<0.0082	U		<0.0081	U		0.0015	J		0.003	J		0.0014	J		0.0058	J		<0.0038	U		0.012			0.0054	J	
		VMP-12-5-021813	2/18/2013	<0.0073	U		<0.0073	U		<0.0072	U		0.0014	J		0.0021	J	J	<0.0066	U		0.11			<0.0034	U		0.0012	J		<0.0058	U	
	11.5 ft	VMP-12-11.5-090310	9/3/2010	<9.4	U		<9.4	U		<9.3	U		<9.7	U		<8.5	U		<8.5	U		1700			<4.4	U		<7.5	U		<7.5	U	
		VMP-12-11.5-120310	12/3/2010	<8.2	U		<8.2	U		<8	U		<8.4	U		<7.3	U		<7.3	U		910			<3.8	U		<6.5	U		<6.5	U	
		VMP-12-11.5-021511	2/15/2011	<7.3	U		<7.3	U		<7.2	U		<7.5	U		<6.6	U		<6.6	U		1300			<3.4	U		<5.8	U		<5.8	U	
		VMP-12-11.5-021511-DUP	2/15/2011	<6.3	U		<6.3	U		<6.2	U		<6.5	U		<5.7	U		<5.7	U		1100			<3	U		<5	U		<5	U	
		VMP-12-11.5-041911	4/19/2011	<22	U		<22	U		<22	U		<23	U		<20	U		<20	U		1200			<10	U		<18	U		<18	U	
		VMP-12-11.5-080411	8/4/2011	<7.7	U		<7.7	U		<7.6	U		<7.9	U		<6.9	U		<6.9	U		420			<3.6	U		<6.1	U		<6.1	U	
		VMP-12-11.5-111611	11/16/2011	<0.061	U		<0.061	U		<0.06	U		<0.063	U		<0.055	U		<0.055	U		4.7			<0.029	U		<0.049	U		<0.049	U	
		VMP-12-11.5-012412	1/24/2012	<0.57	U		<0.57	U		<0.56	U		<0.59	U		<2.1	U		<0.52	U		64			<0.27	U		0.13	J		<0.46	U	
		VMP-12-11.5-041912	4/19/2012	<0.052	U		<0.052	U		<0.051	U		<0.054	U		<0.047	U		<0.047	U		15			<0.024	U		<0.041	U		<0.041	U	
		VMP-12-11.5-082012	8/20/2012	<0.0083	U		<0.0083	U		<0.0081	U		0.0022	J	J	0.0056	J		0.0028	J		0.012			<0.0039	U		0.0038	J		0.0022	J	
		VMP-12-11.5-102612	10/26/2012	<0.0079	U		<0.0079	U		<0.0078	U		<0.0081	U		0.0017	J		<0.0071	U		0.02			<0.0037	U		0.0022	J		<0.0063	U	
		VMP-12-11.5-021813	2/18/2013	<0.0079	U		<0.0079	U		0.0019	J		<0.0081	U		<0.0071	U		<0.0071	U		0.0016	J		<0.0037	U		<0.0063	U		<0.0063	U	
	25 ft	VMP-12-25-090310	9/3/2010	<12	U		<12	U		<12	U		<11	U		<11	U		<11	U		1300			<5.6	U		<9.6	U		<9.6	U	
		VMP-12-25-120310	12/3/2010	<0.59	U		<0.59	U		<0.58	U		<0.61	U		<0.54	U		<0.54	U		120			<0.28	U		<0.47	U		<0.47	U	
		VMP-12-25-021511	2/15/2011	<14	U		<14	U		<14	U		<15	U		<13	U		<13	U		990			<6.8	U		5.8	J		<12	U	
		VMP-12-25-041911	4/19/2011	<24	U		<24	U		<23	U		<24	U		<21	U		<21	U		980			<11	U		<19	U		<19	U	
		VMP-12-25-080411	8/4/2011	<15	U		<15	U		<15	U		<15	U		<14	U		<14	U		720			<7	U		<12	U		<12	U	
		VMP-12-25-111611	11/16/2011	<17	U		<17	U		<17	U		<18	U		<15	U		<15	U		940			<8	U		<14	U		<14	U	
		VMP-12-25-012412	1/24/2012	<6.5	U		<6.5	U		<6.4	U		<6.7	U		<24	U		<5.9	U		1200		J	<3.1	U		<5.2	U		<5.2	U	
		VMP-12-25-012412-DUP	1/24/2012	<48	U		<48	U		<47	U		<49	U		<170	U		<43	U		1200			<22	U		<38	U		<38	U	
		VMP-12-25-041912	4/19/2012	<5	U		<5	U		<4.9	U		<5.1	U		<4.5	U		<4.5	U		520			<2.3	U		<4	U		<4	U	
		VMP-12-25-072712	7/27/2012	<5.5	U		<5.5	U		<5.4	U		<5.6	U		<4.9	U		<4.9	U		450			<2.6	U		<4.4	U		<4.4	U	
		VMP-12-25-072712-Dup	7/27/2012	<5.5	U		<5.5	U		<5.4	U		<5.6	U		<4.9	U		<4.9	U		540			<2.6	U		<4.4	U		<4.4	U	
		VMP-12-25-102512	10/25/2012	<2.4	U		<2.4	U		<2.3	U		<2.4	U		<2.1	U		<2.1	U		140			<1.1	U		<1.9	U		<1.9	U	
		VMP-12-25-021513	2/15/2013	<4.4	U		<4.4	U		2.1	J	J	<4.5	U		<4	U		<4	U		1200		J	<2	U		<3.5	U		<3.5	U	
	39 ft	VMP-12-39-041911	4/19/2011	<23	U		<23	U		<23	U		<24	U		<21	U		<21	U		1100			<11	U		<18	U		<18	U	
		VMP-12-39-012412	1/24/2012	<48	U		<48	U		<47	U		<49	U		<170	U		<43	U		1200			<22	U		<38	U		<38	U	
		VMP-12-39-041912	4/19/2012	<24	U		<24	U		<24	U		<24	U		<22	U		<22	U		680			<11	U		4	J		<19	U	
		VMP-12-39-072612	7/26/2012	<11	U		<11	U		<11	U		<11	U		<9.9	U		<9.9	U		1000			<5.1	U		<8.7	U		<8.7	U	
		VMP-12-39-102412	10/24/2012	<29	U		<29	U		<28	U		<30	U		<26	U		<26	U		770			<14	U		10	J		2.1	J	
		VMP-12-39-021513	2/15/2013	<13	U		<13	U		6.4	J		<14	U		16			<12	U		3600			<6.2	U		21			<10	U	
VMP-13	5 ft	VMP-13-5-091310	9/13/2010	<0.048	U		<0.048	U		<0.047	U		<0.049	U		<0.043	U		<0.043	U		0.073			<0.022	U		0.0064	J		<0.038	U	
		VMP-13-5-120110	12/1/2010	<0.0064	U		<0.0064	U		<0.0063	J	U	0.0015	J		0.037			0.0091			0.13			<0.003	U		0.11			0.037		
		VMP-13-5-021811	2/18/2011	<0.0075	U		<0.0075	U		<0.0074	U		<0.0078	U		<0.0068	U		<0.0068	U		0.0028	J		<0.0035	U		<0.006	U		<0.006	U	
		VMP-13-5-040511	4/5/2011	<0.015	U		<0.015	U		0.006	J		<0.016	U		<0.014	U		<0.014	U		0.012	J		<0.007	U		<0.012	U		<0.012	U	
		VMP-13-5-080911	8/9/2011	<0.016	U		<0.016	U		<0.016	U		<0.017	U		0.0049	J		0.0018	J		2.9		J	<0.0076	U		0.0073	J		0.0018	J	
		VMP-13-5-080911-DUP	8/9/2011	<0.014	U		<0.014	U		<0.014	U		<0.015	U		0.0028	J		<0.013	U		1.8		J	<0.0067	U		0.005	J		0.0016	J	
		VMP-13-5-111411	11/14/2011	<0.005	U		<0.005	U		0.00096	J		<0.0052	U		0.00072	J		<0.0045	U		0.0044			<0.0024	U		0.0019	J		0.00065	J	
		VMP-13-5-012712	1/27/2012	<0.042	U		<0.042	U		<0.042	U		<0.044	U		<0.15	U		<0.038	U		0.19		J	<0.02	U		<0.034	U		<0.034	U	
		VMP-13-5-042012	4/20/2012	0.00044	J		<0.0049	U		<0.0048	U		0.0015	J		<0.0044	U		<0.0044	U		0.0015	J		<0.0023	U		0.0037	J		<0.0039	U	
		VMP-13-5-071912	7/19/2012	<0.0051	U		<0.0051	U		<0.005	U		0.0026	J	J	0.0071			0.002	J		0.0041	J		<0.0024	U		0.009			0.0046		
		VMP-13-5-071912-Dup	7/19/2012	<0.0051	U		<0.0051	U		<0.005	U		0.0024	J	J	0.0083			0.0022	J		0.004	J		<0.0024	U		0.0098			0.0047		
		VMP-13-5-100912	10/9/2012	<0.0079	U		<0.0079	U		<0.0078	U		0.0015	J		<0.0071	U		<0.0071	U		0.043			<0.0037	U		<0.0063	U		<0.0063	U	
		VMP-13-5-012913	1/29/2013	<0.0085	U		<0.0085	U		<0.0084	U		0.0019	J		<0.0076	U		<0.0076	U		<0.0073	U		<0.004	U		<0.0068	U		<0.0068	U	
	10.5 ft	VMP-13-10.5-091310	9/13/2010	<0.018	U		<0.018	U		<0.018	U		<0.018	U		<0.016	U		<0.016	U		0.38			<0.0083	U		<0.014	U		<0.014	U	
		VMP-13-10.5-091310-Dup	9/13/2010	<0.017	U		<0.017	U		<0.017	U		<0.018	U		<0.016	U		<0.016	U		0.4			<0.0081	U		0.0025	J		<0.014	U	
		VMP-13-10.5-120110	12/1/2010	0.001	J		<0.0071	U		<0.007	J	U	0.0015	J		<0.0064	U		<0.0064	U		0.081			<0.0033	U		<0.0056	J	U	<0.0056	U	
		VMP-13-10.5-120110-DUP	12/1/2010	0.0011	J		<0.0074	U		<0.0072	J	U	0.0013	J		<0.0066	U		<0.0066	U		0.097			<0.0034	U		<0.0059	J	U	<0.0059	U	
		VMP-13-10.5-021811	2/18/2011	<2.9	U		<2.9	U		<2.9	U		<3	U		<2.6	U		<2.6	U		17			<1.4	U		<2.3	U		<2.3	U	
		VMP-13-10.5-021811-DUP	2/18/2011	<2.8	U		<2.8	U		<2.8	U		<2.9	U		<2.5	U		<2.5	U		18			<1.3	U		<2.2	U		<2.2	U	
		VMP-13-10.5-040511-DUP	4/5/2011	<0.0075	U		<0.0075	U		<0.0074	J	U	0.00087	J		<0.0068	U		<0.0068	U		0.0012	J		<0.0035	U		0.00081	J		<0.006	U	
		VMP-13-10.5-080911	8/9/2011	<0.16	U		<0.16	U		<0.16	U		<0.17	U		<0.15	U		<0.15	U		34			<0.077	U		<0.13	U		<0.13	U	
		VMP-13-10.5-111411	11/14/2011	<0.0048	U		<0.0048	U		0.0012	J		<0.0049	U		0.0014	J		<0.0043	U		0.0017	J		<0.0022	U		0.0023	J		0.00073	J	
		VMP-13-10.5-012712	1/26/2012	<0.013	U		<0.013	U		<0.013	U		<0.014	U		<0.012	U		<0.012	U		0.052			<0.0062	U		<0.011	U		<0.011	U	
		VMP-13-10.5-012712-DUP	1/26/2012	<0.019	U		<0.019	U		<0.019	U		<0.02	U		<0.017	U		<0.017	U		0.08			<0.0089	U		<0.015	U		<0.015	U	
		VMP-13-10.5-042012	4/20/2012	<0.0048	J	U	<0.0048	U		<0.0047	U		0.0016	J		<0.0043	U		<0.0043	U		0.0014	J		<0.0022	U		0.0035	J		<0.0038	U	
		VMP-13-10.5-071912	7/19/2012	<0.0051	U		<0.0051	U		<0.005	U		0.0025	J	J	0.0018	J		<0.0046	J	U	0.01			<0.0024	U		0.0047			0.0019	J	
		VMP-13-10.5-100912	10/9/2012	<0.0067	U		<0.0067	U		<0.0066	U		0.0016	J		<0.0061	J	U	<0.0061	U		0.0022	J		<0.0032	U		0.0084			0.0039	J	
		VMP-13-10.5-100912-Dup	10/9/2012	<0.0081	U		<0.0081	U		<0.008	U		0.0014	J		<0.0073	U		<0.0073	U		0.0012	J		<0.0038	U		<0.0064	U		<0.0064	U	
		VMP-13-10.5-013013	1/30/2013	<0.0069	U		<0.0069	U		<0.0068	U		0.0011	J		<0.0062	U		<0.0062	U		0.001	J		<0.0032	U		<0.0055	U		<0.0055	U	
	21.5 ft	VMP-13-21.5-091310	9/13/2010	<13	U		<13	U		<13	U		<14	U		<12	U		<12	U		43			<6.2	U		<10	U		<10	U	
		VMP-13-21.5-120110	12/1/2010	<26	U		<26	U		<25	U		<26	U		<23	U		<23	U		57			<12	U		<20	U		<20	U	
		VMP-13-21.5-021811	2/18/2011	<3.8	U		<3.8	U		<3.8	U		<3.9	U		<3.4	U		<3.4	U		15			<1.8	U		<3	U		<3	U	
		VMP-13-21.5-040511	4/5/2011	<5.5	U		<5.5	U		<5.4	U		<5.7	U		<5	U		<5	U		16			<2.6	U		<4.4	U		<4.4	U	
		VMP-13-21.5-080911	8/9/2011	<0.69	U		<0.69	U		<0.68	U		<0.71	U		<0.62	U		<0.62	U		55			<0.32	U		0.18	J		<0.55	U	
		VMP-13-21.5-111411	11/14/2011	<3.1	U		<3.1	U		<3.1	U		<3.2	U		<2.8	U		<2.8	U		33			<1.5	U		<2.5	U		<2.5	U	
		VMP-13-21.5-111411-DUP	11/14/2011	<3.1	U		<3.1	U		<3.1	U		<3.2	U		<2.8	U		<2.8	U		31			<1.5	U		<2.5	U		<2.5	U	
		VMP-13-21.5-012712	1/27/2012	<0.73	U		<0.73	U		<0.72	U		<0.75	U		<2.6	U		<0.66	U		29		J	<0.34	U		<0.58	U		<0.58	U	
		VMP-13-21.5-042012	4/20/2012	<0.081	U		<0.081	U		<0.08	U		<0.084	U		0.015	J		<0.073	U		6.9			<0.038	U		0.024	J		<0.065	U	
		VMP-13-21.5-071912	7/19/2012	<0.0051	U		<0.0051	U		<0.005	U		<0.0052	U		0.0014	J		<0.0046	J	U	1.4			<0.0024	U		0.0054			0.0022	J	
		VMP-13-21.5-100912	10/9/2012	<0.0083	U		<0.0083	U		<0.0081	U		<0.0085	U		<0.0074	U		<0.0074	U		0.3			<0.0039	U		<0.0066	U		<0.0066	U	
		VMP-13-21.5-013013	1/30/2013	<0.0081	U		<0.0081	U		<0.008	U		0.001	J		<0.0073	U		<0.0073	U		0.0057	J		<0.0038	U		<0.0064	U		<0.0064	U	
	29.5 ft	VMP-13-29.5-021811	2/18/2011	<120	U		<120	U		<120	U		<120	U		<110	U		<110	U		<100	U		<55	U		<94	U		<94	U	
		VMP-13-29.5-040511	4/5/2011	<76	U		<76	U		<75	U		<79	U		<69	U		<69	U		41	J		<36	U		23	J		<61	U	
		VMP-13-29.5-013012	1/30/2012	<2.3	U		<2.3	U		<2.3	U		<2.4	U		0.3	J	J	<2.1	U		39		J	<1.1	U		7.8		J	2.1		J
		VMP-13-29.5-042012	4/20/2012	<3	U		<3	U		<3	U		<3.1	U		<2.8	U		<2.8	U		17			<1.4	U		1	J		<2.4	U	
		VMP-13-29.5-071912	7/19/2012	<8.8	U		<8.8	U		<8.6	U		<9	U		<7.9	U		<7.9	U		<7.5	U		<4.1	U		<7	U		<7	U	
		VMP-13-29.5-100912	10/9/2012	<8.3	U		<8.3	U		1.5	J		<8.5	U		<7.4	U	UJ	<7.4	U		4.5	J		<3.9	U		0.67	J		<6.6	U	
		VMP-13-29.5-013013	1/30/2013	<3.5	U		<3.5	U		<3.4	U		<3.6	U		<3.1	U		<3.1	U		<3	U		<1.6	U		<2.8	U		<2.8	U	

SEE LAST PAGE OF TABLE FOR NOTES

TABLE 6
CUMULATIVE SUMMARY OF SOIL VAPOR ANALYTICAL DETECTIONS AND SCREENING RESULTS: PUBLIC WORKS YARD AND WRR - VOCS

Location	Depth	Sample ID	Sample Date	1,1,1-Trichloroethane (Methyl			1,1,2-Trichloroethane			Trichloroethene			Trichlorofluoromethane			1,2,4-Trimethylbenzene			1,3,5-Trimethylbenzene			2,2,4-Trimethylpentane			Vinyl chloride			m,p-Xylene			o-Xylenes		
				41000			170000			12			5600												4.8			820			790		
				Result (mg/m^3)	Lab Quals	URS Quals	Result (mg/m^3)	Lab Quals	URS Quals	Result (mg/m^3)	Lab Quals	URS Quals	Result (mg/m^3)	Lab Quals	URS Quals	Result (mg/m^3)	Lab Quals	URS Quals	Result (mg/m^3)	Lab Quals	URS Quals	Result (mg/m^3)	Lab Quals	URS Quals	Result (mg/m^3)	Lab Quals	URS Quals	Result (mg/m^3)	Lab Quals	URS Quals	Result (mg/m^3)	Lab Quals	URS Quals
VMP-14	5 ft	VMP 14-5-091010	9/10/2010	<0.34	U		<0.34	U		<0.33	U		<0.35	U		<0.3	U		<0.3	U		19			<0.16	U		<0.27	U		<0.27	U	
		VMP-14-5-120110	12/1/2010	<0.0065	U		<0.0065	U		0.0016	J		0.0008	J		<0.0059	U		<0.0059	U		0.014			<0.0031	U		0.0005	J		<0.0052	U	
		VMP-14-5-021711	2/17/2011	<0.0072	U		<0.0072	U		<0.0071	U		<0.0074	U		<0.0065	J	U	<0.0065	U		0.62			<0.0034	U		<0.0057	J	U	<0.0057	U	
		VMP-14-5-040511	4/5/2011	<0.0073	U		<0.0073	U		<0.0072	J	U	0.0018	J		<0.0066	U		<0.0066	U		0.0042	J		<0.0034	U		<0.0058	U		<0.0058	U	
		VMP-14-5-080811	8/8/2011	<7.7	U		<7.7	U		<7.6	U		<7.9	U		<6.9	U		<6.9	U		120			<3.6	U		<6.1	U		<6.1	U	
		VMP-14-5-111411	11/14/2011	<0.019	U		<0.019	U		<0.019	U		<0.02	U		<0.017	U		<0.017	U		0.012	J		<0.009	U		<0.015	U		<0.015	U	
		VMP-14-5-042012	4/20/2012	<0.0047	U		<0.0047	U		<0.0046	U		0.00086	J		0.00076	J		<0.0042	U		0.077			<0.0022	U		0.0043			0.0014	J	
		VMP-14-5-072312	7/23/2012	<0.0056	U		<0.0056	U		<0.0055	U		0.0011	J		0.0076			0.0017	J		0.0032	J		<0.0026	U		0.025			0.0072		
		VMP-14-5-101012	10/10/2012	<0.0079	U		<0.0079	U		<0.0078	U		<0.0081	U		<0.0071	U		<0.0071	U		0.018			<0.0037	U		<0.0063	J	U	<0.0063	U	
		VMP-14-5-013113	1/31/2013	<0.0073	U		<0.0073	U		<0.0072	U		0.0012	J		<0.0066	U		<0.0066	U		0.0024	J		<0.0034	U		<0.0058	U		<0.0058	U	
	11.5 ft	VMP 14-11.5-091010	9/10/2010	<5.2	U		<5.1	U		<5.1	U		<5.4	U		<4.7	U		<4.7	U		230			<2.4	U		<4.1	U		<4.1	U	
		VMP-14-11.5-120110	12/2/2010	<0.46	U		<0.46	U		<0.45	U		<0.47	U		<0.41	U		<0.41	U		36			<0.21	U		0.094	J		<0.36	U	
		VMP-14-11.5-120110-DUP	12/2/2010	<0.41	U		<0.41	U		<0.41	U		<0.43	U		<0.37	U		<0.37	U		36			<0.19	U		0.14	J		<0.33	U	
		VMP-14-11.5-021711	2/17/2011	<0.15	U		<0.15	U		<0.15	U		<0.16	U		<0.14	U		<0.14	U		17			<0.07	U		<0.12	U		<0.12	U	
		VMP-14-11.5-021711-DUP	2/17/2011	<0.15	U		<0.15	U		<0.15	U		<0.16	U		<0.14	U		<0.14	U		19			<0.07	U		<0.12	U		<0.12	U	
		VMP-14-11.5-040511	4/5/2011	<0.024	U		<0.024	U		<0.024	U		<0.025	U		0.0036	J		<0.022	U		21			<0.011	U		0.0041	J		<0.019	U	
		VMP-14-11.5-080811	8/8/2011	<0.76	U		<0.76	U		<0.75	U		<0.78	U		<0.68	U		<0.68	U		20			<0.36	U		<0.6	U		<0.6	U	
		VMP-14-11.5-111511	11/15/2011	<1.2	U		<1.2	U		<1.2	U		<1.2	U		<1.1	U		<1.1	U		25			<0.55	U		<0.94	U		<0.94	U	
		VMP-14-11.5-012612	1/26/2012	<4.8	U		<4.8	U		<4.7	U		<4.9	U		<17	U		<4.3	U		86			<2.2	U		<3.8	U		<3.8	U	
		VMP-14-11.5-042312	4/23/2012	<0.005	U		<0.005	U		<0.0049	U		<0.0051	U		0.00086	J		<0.0045	U		0.028			<0.0023	U		0.0063			0.0017	J	
		VMP-14-11.5-042312-Dup	4/23/2012	<0.005	U		<0.005	U		<0.0049	U		<0.0051	U		<0.0045	U		<0.0045	U		0.032			<0.0023	U		0.0046			0.0012	J	
		VMP-14-11.5-072512	7/25/2012	<1.8	U		<1.8	U		<1.7	U		<1.8	U		<1.6	U		<1.6	U		8.3			<0.82	U		<1.4	U		<1.4	U	
		VMP-14-11.5-101012	10/10/2012	<0.0075	U		<0.0075	U		<0.0074	U		<0.0078	U		<0.0068	U		<0.0068	U		0.014			<0.0035	U		<0.006	U		<0.006	U	
		VMP-14-11.5-013113	1/31/2013	<0.007	U		<0.007	U		<0.0069	U		0.0016	J		<0.0063	U		<0.0063	U		0.0047	J		<0.0033	U		<0.0056	U		<0.0056	U	
	20 ft	VMP 14-20-091010	9/10/2010	<79	U		<79	U		<78	U		<82	U		<72	U		<72	U		250			<37	U		<63	U		<63	U	
		VMP-14-20-091010-Dup	9/10/2010	<82	U		<82	U		<81	U		<85	U		<74	U		<74	U		240			<38	U		<66	U		<66	U	
		VMP-14-20-120110	12/2/2010	<210	U		<210	U		<210	U		<220	U		<190	U		<190	U		320			<100	U		<170	U		<170	U	
		VMP-14-20-021811	2/18/2011	<120	U		<120	U		<120	U		<120	U		<110	U		<110	U		220			<57	U		<96	U		<96	U	
		VMP-14-20-040511	4/5/2011	<52	U		<52	U		<51	U		<53	U		<47	U		<47	U		150			<24	U		<41	U		<41	U	
		VMP-14-20-080811	8/8/2011	<19	U		<19	U		<18	U		<19	U		<17	U		<17	U		220			<8.8	U		<15	U		<15	U	
		VMP-14-20-111511	11/15/2011	<97	U		<97	U		<96	U		<100	U		<88	U		<88	U		250			<46	U		<77	U		<77	U	
		VMP-14-20-012612	1/26/2012	<9.5	U		<9.5	U		<9.4	U		<9.8	U		<34	U		<8.6	U		280		J	<4.5	U		<7.6	U		<7.6	U	
		VMP-14-20-042312	4/23/2012	<5.2	U		<5.2	U		<5.1	U		<5.4	U		<4.7	U		<4.7	U		240			<2.4	U		<4.1	U		<4.1	U	
		VMP-14-20-072512	7/25/2012	<8.3	U		<8.3	U		<8.2	U		<8.6	U		<7.5	U		<7.5	U		190			<3.9	U		<6.6	U		<6.6	U	
		VMP-14-20-101612	10/16/2012	<38	U		<38	U		<38	U		<40	U		<35	U		<35	U		150			<18	U		29	J		4.6	J	
		VMP-14-20-013113	1/31/2013	<14	U		<14	U		<14	U		<14	U		<12	U		<12	U		140			<6.4	U		<11	U		<11	U	
	29 ft	VMP-14-29-021811	2/18/2011	<180	U		<180	U		<170	U		<180	U		<160	U		<160	U		320			<82	U		<140	U		<140	U	
		VMP-14-29-040511	4/5/2011	<150	U		<150	U		<150	U		<160	U		<140	U		<140	U		280			<70	U		<120	U		<120	U	
		VMP-14-29-012612	1/26/2012	<170	U		<170	U		<170	U		<180	U		<620	U		<150	U		330			<80	U		<140	U		<140	U	
		VMP-14-29-042312	4/23/2012	<61	U		<61	U		<60	U		<63	U		<55	U		<55	U		260			<29	U		<49	U		<49	U	
		VMP-14-29-072512	7/25/2012	<64	U		<64	U		<63	U		<66	U		<58	U		<58	U		260			<30	U		<51	U		<51	U	
		VMP-14-29-101612	10/16/2012	<96	U		<96	U		<94	U		<99	U		<86	U		<86	U		140			<45	U		31	J		<76	U	
		VMP-14-29-013113-DUP	1/31/2013	<130	U		<130	U		<130	U		<130	U		<120	U		<120	U		160		J	<60	U		<100	U	UJ	<100	U	
		VMP-14-29-013113	1/31/2013	<54	U		<54	U		<53	U		<55	U		<48	U		<48	U		470		J	<25	U		19	J	J	<43	U	
VMP-15	5 ft	VMP 15-5-091410	9/14/2010	<0.0069	U		<0.0069	U		<0.0068	U		<0.0071	U		<0.0062	U		<0.0062	U		0.028			<0.0032	U		0.0011	J		<0.0055	U	
		VMP-15-5-113010	11/30/2010	<0.16	U		<0.16	U		<0.16	U		<0.17	U		<0.15	U		<0.15	U		56			<0.076	U		<0.13	U		<0.13	U	
		VMP-15-5-021611	2/16/2011	<0.15	U		<0.15	U		<0.15	U		<0.16	U		0.017	J		<0.14	U		39			<0.072	U		0.023	J		<0.12	U	
		VMP-15-5-042011	4/20/2011	<0.36	U		<0.36	U		<0.35	U		<0.37	U		<0.32	U		<0.32	U		65			<0.17	U		<0.29	U		<0.29	U	
		VMP-15-5-080811	8/8/2011	<0.0081	U		<0.0081	U		<0.008	U		0.0015	J		0.0034	J		<0.0073	J	U	0.0031	J		<0.0038	U		0.004	J		0.0016	J	
		VMP-15-5-111511	11/15/2011	<0.009	U		<0.009	U		<0.0089	U		<0.0093	U		0.0018	J		<0.0082	U		0.096			<0.0042	U		0.005	J		0.0011	J	
		VMP-15-5-020112	2/1/2012	<0.047	U		<0.047	U		<0.046	U		<0.048	U		0.013	J	J	<0.042	U		0.026	J		<0.022	U		0.0099	J		<0.037	U	
		VMP-15-5-042412	4/24/2012	<0.048	U		<0.048	U		<0.047	U		<0.049	U		<0.043	U		<0.043	U		0.18			<0.022	U		<0.038	U		<0.038	U	
		VMP-15-5-072512	7/25/2012	<0.0054	U		<0.0054	U		<0.0053	U		0.0016	J		0.0039	J		0.0018	J		0.0012	J		<0.0025	U		0.0085			0.0039	J	
		VMP-15-5-102512	10/25/2012	<0.0081	U		<0.0081	U		<0.008	U		<0.0083	U		<0.0073	J	U	<0.0073	U		0.019			<0.0038	U		0.0041	J		0.0015	J	
		VMP-15-5-020513	2/5/2013	<0.0079	U		<0.0079	U		<0.0078	U		<0.0081	U		<0.0071	U		<0.0071	U		0.0062	J		<0.0037	U		<0.0063	U		<0.0063	U	
	21.5 ft	VMP 15-21.5-091410	9/14/2010	<0.75	U		<0.75	U		<0.74	U		<0.77	U		<0.67	U		<0.67	U		300			<0.35	U		<0.59	U		<0.59	U	
		VMP-15-21.5-113010	11/30/2010	<0.88	U		<0.88	U		<0.86	U		<0.9	U		<0.79	U		<0.79	U		440			<0.41	U		<0.7	U		<0.7	U	
		VMP-15-21.5-021611	2/16/2011	<0.61	U		<0.61	U		<0.6	U		<0.63	U		<0.55	U		<0.55	U		430			<0.29	U		<0.49	U		<0.49	U	
		VMP-15-21.5-042011	4/20/2011	<0.96	U		<0.96	U		<0.94	U		<0.99	U		<0.86	U		<0.86	U		580			<0.45	U		<0.76	U		<0.76	U	
		VMP-15-21.5-080811	8/8/2011	<0.77	U		<0.77	U		<0.76	U		<0.79	U		<0.69	U		<0.69	U		310			<0.36	U		<0.61	U		<0.61	U	
		VMP-15-21.5-111511	11/15/2011	<0.61	U		<0.61	U		<0.6	U		<0.63	U		<0.55	U		<0.55	U		170			<0.29	U		<0.49	U		<0.49	U	
		VMP-15-21.5-020112	2/1/2012	<0.46	U		<0.46	U		<0.45	U		<0.47	U		<1.6	U	UJ	<0.41	U		320		J	<0.21	U		<0.36	U		<0.36	U	
		VMP-15-21.5-042412	4/24/2012	<0.2	U		<0.2	U		<0.2	U		<0.2	U		<0.18	U		<0.18	U		210			<0.094	U		<0.16	U		<0.16	U	
		VMP-15-21.5-072512	7/25/2012	<0.72	U		<0.72	U		<0.71	U		<0.74	U		<0.65	U		<0.65	U		260			<0.34	U		<0.58	U		<0.58	U	
		VMP-15-21.5-102512	10/25/2012	<1.2	U		<1.2	U		0.28	J		<1.2	U		<1.1	U		<1.1	U		110			<0.55	U		<0.94	U		<0.94	U	
		VMP-15-21.5-102512-Dup	10/25/2012	<1.2	U		<1.2	U		0.28	J		<1.2	U		<1.1	U		<1.1	U		110			<0.57	U		<0.97	U		<0.97	U	
		VMP-15-21.5-020713	2/7/2013	<0.03	U		<0.03	U		<0.03	U		<0.031	U		<0.027	U		<0.027	U		6.4			<0.014	U		<0.024	U		<0.024	U	
	25.5 ft	VMP 15-25.5-091410	9/14/2010	<0.007	U		<0.007	U		<0.0069	U		0.001	J		<0.0063	U		<0.0063	U		0.17			<0.0033	U		<0.0056	U		<0.0056	U	
		VMP-15-25.5-021611	2/16/2011	<0.094	U		<0.094	U		<0.092	U		<0.097	U		<0.084	U		<0.084	U		29			<0.044	U		<0.075	U		<0.075	U	
		VMP-15-25.5-042011	4/20/2011	<0.077	U		<0.077	U		<0.076	U		<0.079	U		<0.069	U		<0.069	U		1.2		J	<0.036	U		<0.061	U		<0.061	U	
		VMP-15-25.5-042011-DUP	4/20/2011	<0.072	U		<0.072	U		<0.071	U		<0.074	U		<0.065	U		<0.065	U		1.6		J	<0.034	U		<0.057	U		<0.057	U	
		VMP-15-25.5-080811	8/8/2011	<0.077	U		<0.077	U		<0.076	U		<0.079	U		0.0099	J		<0.069	U		17			<0.036	U		0.016	J		<0.061	U	
		VMP-15-25.5-111511	11/15/2011	<0.024	U		<0.024	U		<0.023	U		<0.024	U		<0.021	U		<0.021	U		3			<0.011	U		0.0054	J		<0.019	U	
		VMP-15-25.5-073112	7/31/2012	<0.05	U		<0.05	U		<0.049	U		<0.051	U		<0.045	U		<0.045	U		29			<0.023	U		0.011	J		0.0058	J	
		VMP-15-25.5-102512	10/25/2012	<0.0081	U		<0.0081	U		<0.008	U		<0.0083	U		0.0029	J		0.0015	J		1.9			<0.0038	U		0.004	J		<0.0064	U	
		VMP-15-25.5-021213	2/12/2013	<0.24	U		<0.24	U		<0.24	U		<0.25	U		0.054	J		<0.22	U		140			<0.11	U		0.074	J		0.038	J	
	29 ft	VMP-15-29-073112	7/31/2012	<0.21	U		<0.21	U		<0.21	U		<0.22	U		<0.19	U		<0.19	U		150		J	<0.1	U		0.017	J	J	<0.17	U	
		VMP-15-29-102512	10/25/2012	<0.017	U		<0.017	U		<0.017	U		<0.017	U		0.0047	J		<0.015	U		3.4			<0.0079	U		0.0042	J		<0.013	U	
		VMP-15-29-021213	2/12/2013	<0.15	U		<0.15	U		<0.14	U		<0.15	U		<0.13	U		<0.13	U		110			<0.069	U		<0.12	U		<0.12	U	

SEE LAST PAGE OF TABLE FOR NOTES

TABLE 6
CUMULATIVE SUMMARY OF SOIL VAPOR ANALYTICAL DETECTIONS AND SCREENING RESULTS: PUBLIC WORKS YARD AND WRR - VOCS

Location	Depth	Sample ID	Sample Date	1,1,1-Trichloroethane (Methyl			1,1,2-Trichloroethane			Trichloroethene			Trichlorofluoromethane			1,2,4-Trimethylbenzene			1,3,5-Trimethylbenzene			2,2,4-Trimethylpentane			Vinyl chloride			m,p-Xylene			o-Xylenes		
				41000			170000			12			5600												4.8			820			790		
				Result (mg/m^3)	Lab Quals	URS Quals	Result (mg/m^3)	Lab Quals	URS Quals	Result (mg/m^3)	Lab Quals	URS Quals	Result (mg/m^3)	Lab Quals	URS Quals	Result (mg/m^3)	Lab Quals	URS Quals	Result (mg/m^3)	Lab Quals	URS Quals	Result (mg/m^3)	Lab Quals	URS Quals	Result (mg/m^3)	Lab Quals	URS Quals	Result (mg/m^3)	Lab Quals	URS Quals	Result (mg/m^3)	Lab Quals	URS Quals
VMP-16	5 ft	VMP-16-5-090210	9/2/2010	<13	U		<13	U		<13	U		<13	U		2.3	J		<12	U		9300			<6.1	U		5.4	J		<10	U	
		VMP-16-5-112910	11/29/2010	<5.9	U		<5.9	U		<5.8	U		<6.1	U		<5.4	U		<5.4	U		7600			<2.8	U		2.6	J	J	<4.7	U	
		VMP-16-5-021511	2/15/2011	<3.6	U		<3.6	U		<3.5	U		<3.7	U		<3.2	U		<3.2	U		5500			<1.7	U		0.98	J	J	<2.9	U	
		VMP-16-5-042211	4/22/2011	<4.8	U		<4.8	U		<4.7	U		<4.9	U		<4.3	U		<4.3	U		7900			<2.2	U		1	J		<3.8	U	
		VMP-16-5-080511	8/5/2011	<1.5	U		<1.5	U		<1.5	U		<1.6	U		<1.4	U		<1.4	U		2100			<0.72	U		<1.2	U		<1.2	U	
		VMP-16-5-042512	4/25/2012	<5.2	U		<5.2	U		<5.1	U		<5.4	U		<4.7	U		<4.7	U		6800			<2.4	U		<4.1	U		<4.1	U	
		VMP-16-5-073012	7/30/2012	<4.9	U		<4.9	U		<4.8	U		<5	U		<4.4	U		<4.4	U		8200			<2.3	U		0.62	J	J	<3.9	U	
		VMP-16-5-102512	10/25/2012	<3.8	U		<3.8	U		<3.8	U		<4	U		<3.5	U		<3.5	U		1000		J	<1.8	U		<3.1	U		<3.1	U	
		VMP-16-5-021413	2/14/2013	<0.6	U		<0.6	U		0.24	J	J	<0.62	U		<0.54	U		<0.54	U		290		J	<0.28	U		<0.48	U		<0.48	U	
	13.5 ft	VMP-16-13.5-090210	9/2/2010	<13	U		<13	U		<13	U		<14	U		3.6	J		1.7	J		8200			<6.3	U		5.6	J		<11	U	
		VMP-16-13.5-090210-DUP	9/2/2010	<13	U		<13	U		<13	U		<14	U		3	J		<12	U		8000			<6.3	U		6.1	J		<11	U	
		VMP-16-13.5-112910	11/29/2010	<38	U		<38	U		<38	U		<39	U		<34	U		<34	U		11000			<18	U		<30	U		<30	U	
		VMP-16-13.5-021611	2/16/2011	<7.3	U		<7.3	U		<7.2	U		<7.6	U		<6.6	U		<6.6	U		5600			<3.4	U		<5.8	U		<5.8	U	
		VMP-16-13.5-021611-DUP	2/16/2011	<7.2	U		<7.2	U		<7.1	U		<7.4	U		<6.5	U		<6.5	U		6100			<3.4	U		<5.7	U		<5.7	U	
		VMP-16-13.5-042211	4/22/2011	<7.7	U		<7.7	U		<7.6	U		<8	U		<7	U		<7	U		7600			<3.6	U		<6.2	U		<6.2	U	
		VMP-16-13.5-080511	8/5/2011	<0.75	U		<0.75	U	UJ	<0.74	U	UJ	<0.78	U	UJ	<0.68	U	UJ	<0.68	U	UJ	610		J	<0.35	U	UJ	<0.6	U	UJ	<0.6	U	UJ
		VMP-16-13.5-042512	4/25/2012	<0.83	U		<0.83	U		<0.82	U		<0.86	U		0.46	J	J	0.22	J	J	8600			<0.39	U		1.3		J	<0.66	U	
		VMP-16-13.5-073012	7/30/2012	<25	U		<25	U		<24	U		<26	U		<22	U		<22	U		12000			<12	U		<20	U		<20	U	
		VMP-16-13.5-102512	10/25/2012	<77	U		<77	U		<76	U		<79	U		<69	U		<69	U		11000			<36	U		<61	U		<61	U	
		VMP-16-13.5-021413	2/14/2013	<12	U		<12	U		18		J	<12	U		<11	U		<11	U		11000		J	<5.7	U		2.2	J	J	<9.7	U	
	19 ft	VMP-16-19-090210	9/2/2010	<13	U		<13	U		<13	U		<14	U		3.8	J		<12	U		10000			<6.3	U		8.2	J		<11	U	
		VMP-16-19-112910	11/29/2010	<29	U		<29	U		<29	U		<30	U		<26	U		<26	U		10000			<14	U		<23	U		<23	U	
		VMP-16-19-021611	2/16/2011	<7	U		<7	U		<6.9	U		<7.2	U		<6.3	U		<6.3	U		5900			<3.3	U		<5.6	U		<5.6	U	
		VMP-16-19-042711	4/27/2011	<7.2	U		<7.2	U		3.3	J		<7.4	U		<6.5	U		<6.5	U		5100			<3.4	U		<5.7	U		<5.7	U	
		VMP-16-19-042711-DUP	4/27/2011	<7	U		<7	U		<6.9	U		<7.2	U		<6.3	U		<6.3	U		5000			<3.3	U		<5.6	U		<5.6	U	
		VMP-16-19-042512	p	<19	U		<19	U		<19	U		<20	U		<17	U		<17	U		9100			<9	U		<15	U		<15	U	
		VMP-16-19-073012	7/30/2012	<17	U		<17	U		<17	U		<18	U		<16	U		<16	U		8800			<8.1	U		3.3	J		<14	U	
		VMP-16-19-102512	10/25/2012	<72	U		<72	U		<71	U		<74	U		<65	U		<65	U		8600			<34	U		<57	U		<57	U	
		VMP-16-19-021413	2/14/2013	<7.2	U		<7.2	U		<7.1	U		<7.4	U		13		J	3.9	J	J	11000		J	<3.4	U		26		J	0.64	J	J
	31 ft	VMP-16-31-090310	9/3/2010	<0.0079	U		<0.0079	U		<0.0078	U		0.0013	J		0.0028	J		0.0027	J		7.4			<0.0037	U		0.0024	J		<0.0063	U	
		VMP-16-31-112910	11/29/2010	<30	U		<30	U		<29	U		<31	U		<27	U		<27	U		11000			<14	U		<24	U		<24	U	
		VMP-16-31-042512	4/25/2012	<23	U		<23	U		<23	U		<24	U		<21	U		<21	U		11000			<11	U		<19	U		<19	U	
		VMP-16-31-073012	7/30/2012	<19	U		<19	U		<19	U		<20	U		<17	U		<17	U		11000			<8.9	U		<15	U		<15	U	
		VMP-16-31-102512	10/25/2012	<89	U		<89	U		<88	U		<92	U		<81	U		<81	U		10000			<42	U		<71	U		<71	U	
		VMP-16-31-021813	2/18/2013	<27	U		<27	U		<27	U		<28	U		<24	U		<24	U		13000			<13	U		<22	U		<22	U	
VMP-17	5 ft	VMP-17-5	6/21/2010	<0.007	U		<0.007	U		<0.007	U		0.0013	J		<0.007	U		<0.007	U		1.2			<0.003	U		<0.006	U		<0.006	U	
		VMP-17-5-DUP	6/21/2010	<0.008	U		<0.008	U		<0.008	U		0.00099	J		<0.007	U		<0.007	U		1			<0.003	U		<0.006	U		<0.006	U	
		VMP-17-5-090110	9/1/2010	<0.0073	U		<0.0073	U		<0.0072	U		0.0015	J		<0.0066	U		<0.0066	U		0.12	J	J	<0.0034	U		0.0053	J	J	0.0016	J	J
		VMP-17-5-112210	11/22/2010	<0.0073	U		<0.0073	U		<0.0072	U		<0.0076	U		<0.0066	U		<0.0066	U		0.0032	J		<0.0034	U		<0.0058	J	U	<0.0058	U	
		VMP-17-5-020711	2/7/2011	<0.0069	U		<0.0069	U		0.0028	J		0.001	J		<0.0062	U		<0.0062	U		0.083			<0.0032	U		<0.0055	U		<0.0055	U	
		VMP-17-5-040611	4/6/2011	<0.028	U		<0.028	U		0.0071	J		<0.028	U		<0.025	U		<0.025	U		0.047			<0.013	U		<0.022	U		<0.022	U	
		VMP-17-5-080111	8/1/2011	<0.1	U		<0.1	U		<0.1	U		<0.11	U		<0.095	U		<0.095	U		0.95			<0.049	U		<0.084	U		<0.084	U	
		VMP-17-5-110711	11/7/2011	<0.0047	U		<0.0047	U		<0.0046	U		0.0008	J		<0.0042	J	U	<0.0042	U		0.0014	J		<0.0022	U		<0.0037	J	U	0.00057	J	
		VMP-17-5-012612	1/26/2012	<0.0049	U		<0.0049	U		0.019			<0.005	U		<0.0044	U		<0.0044	U		0.0013	J		<0.0023	U		0.0038	J		0.001	J	
		VMP-17-5-041112	4/11/2012	<0.005	U		<0.005	U		<0.0049	U		<0.0051	U		<0.0045	J	U	<0.0045	J	U	0.0079			<0.0023	U		0.0063			0.0016	J	
		VMP-17-5-071112	7/11/2012	<0.0053	U		<0.0053	U		<0.0053	U		0.0012	J		0.0044	J		<0.0048	U		0.0074			<0.0025	U		0.0089			0.0024	J	
		VMP-17-5-100912	10/9/2012	<0.0083	U		<0.0083	U		<0.0081	U		<0.0085	U		<0.0074	J	U	<0.0074	U		0.025			<0.0039	U		0.0058	J		<0.0066	J	U
		VMP-17-5-013113	1/31/2013	<0.029	U		<0.029	U		<0.028	U		<0.03	U		0.0091	J		<0.026	U		0.018	J		<0.014	U		0.0068	J		<0.023	U	
		VMP-17-5-013113-DUP	1/31/2013	<0.029	U		<0.029	U		<0.028	U		<0.03	U		<0.026	U		<0.026	U		0.016	J		<0.014	U		<0.023	U		<0.023	U	
VMP-25	5 ft	VMP-25-5-031511	3/15/2011	<0.066	U		<0.066	U		<0.065	U		<0.068	U		0.14			0.13			30			<0.031	U		0.26			0.15		
		VMP-25-5-040811	4/8/2011	<0.03	U		<0.03	U		<0.03	U		<0.031	U		<0.027	U		<0.027	U		0.73			<0.014	U		<0.024	U		<0.024	U	
		VMP-25-5-080911	8/9/2011	<0.0064	U		<0.0064	U		0.0019	J		0.0015	J		0.0041	J		0.0015	J		0.076			<0.003	U		0.027			0.0078		
		VMP-25-5-111711	11/17/2011	<0.0046	U		<0.0046	U		<0.0045	U		<0.0047	U		<0.0041	U		<0.0041	U		0.0029	J		<0.0021	U		<0.0036	U		<0.0036	U	
		VMP-25-5-013112	1/31/2012	<0.033	U		<0.033	U		<0.033	U		<0.034	U		<0.03	U		<0.03	U		1.1			<0.016	U		0.0074	J		<0.026	U	
		VMP-25-5-042512	4/25/2012	<0.0052	U		<0.0052	U		<0.0051	U		<0.0054	U		<0.0047	J	U	<0.0047	U		0.0025	J		<0.0024	U		0.0068			0.0025	J	
		VMP-25-5-072612	7/26/2012	<0.018	U		<0.018	U		<0.018	U		<0.018	U		0.0076	J		0.0036	J		<0.015	U		<0.0084	U		0.028			0.011	J	
		VMP-25-5-102612	10/26/2012	<0.0073	U		<0.0073	U		<0.0072	U		<0.0076	U		<0.0066	U		<0.0066	U		0.067			<0.0034	U		0.001	J		<0.0058	U	
		VMP-25-5-030613	3/6/2013	<0.007	U		<0.007	U		<0.0069	U		0.00096	J		0.0034	J		<0.0063	U		0.072	J	J	<0.0033	U		<0.0056	U		<0.0056	U	
	21 ft	VMP-25-21-031511	3/15/2011	<13	U		<13	U		<13	U		<13	U		1.9	J		<12	U		<11	U		<6	U		18			4.6	J	
		VMP-25-21-031511-DUP	3/15/2011	<16	U		<16	U		<16	U		<17	U		<15	U		<15	U		<14	U		<7.7	U		18			5.3	J	
		VMP-25-21-040811	4/8/2011	<140	U		<140	U		<140	U		<140	U		<120	U		<120	U		<120	U		<64	U		16	J		<110	U	
		VMP-25-21-040811-DUP	4/8/2011	<140	U		<140	U		<140	U		<140	U		<120	U		<120	U		<120	U		<65	U		14	J		<110	U	
		VMP-25-21-080911	8/9/2011	80			<45	U		54			<46	U		190			73			2400			<21	U		1000			280		
		VMP-25-21-111711	11/17/2011	<61	U		<61	U		<60	U		<63	U		<55	U		<55	U		720			<29	U		<49	U		<49	U	
		VMP-25-21-111711-DUP	11/17/2011	<90	U		<90	U		<89	U		<93	U		<82	U		<82	U		680			<42	U		<72	U		<72	U	
		VMP-25-21-013112	1/31/2012	<32	U		<32	U		<31	U		<33	U		<120	U		<29	U		<27	U		<15	U		<25	U		<25	U	
		VMP-25-21-013112-DUP	2/1/2012	<30	U		<30	U		<29	U		<31	U		<110	U		<27	U		<25	U		<14	U		<24	U		<24	U	
		VMP-25-21-042512	4/25/2012	<20	U		<20	U		<20	U		<21	U		<18	U		<18	U		<17	U		<9.5	U		<16	U		<16	U	
		VMP-25-21-072612	7/26/2012	<34	U		<34	U		<34	U		<35	U		<31	U		<31	U		<29	U		<16	U		<27	U		<27	U	
		VMP-25-21-102612	10/26/2012	<210	U		<210	U		14	J		<210	U		<180	U		<180	U		320			<97	U		<160	U		<160	U	
		VMP-25-21-030613	3/6/2013	<52	U		<52	U		<52	U		<54	U		<47	U		<47	U		400	J	J	<24	U		<42	U		<42	U	
	31 ft	VMP-25-31-030613	3/6/2013	<69	U		<69	U		11	J		<71	U		<62	U		<62	U		990			<32	U		7	J		7.3	J	

SEE LAST PAGE OF TABLE FOR NOTES

TABLE 6
CUMULATIVE SUMMARY OF SOIL VAPOR ANALYTICAL DETECTIONS AND SCREENING RESULTS: PUBLIC WORKS YARD AND WRR - VOCS

Location	Depth	Sample ID	Sample Date	1,1,1-Trichloroethane (Methyl			1,1,2-Trichloroethane			Trichloroethene			Trichlorofluoromethane			1,2,4-Trimethylbenzene			1,3,5-Trimethylbenzene			2,2,4-Trimethylpentane			Vinyl chloride			m,p-Xylene			o-Xylenes		
				41000			170000			12			5600												4.8			820			790		
				Result (mg/m^3)	Lab Quals	URS Quals	Result (mg/m^3)	Lab Quals	URS Quals	Result (mg/m^3)	Lab Quals	URS Quals	Result (mg/m^3)	Lab Quals	URS Quals	Result (mg/m^3)	Lab Quals	URS Quals	Result (mg/m^3)	Lab Quals	URS Quals	Result (mg/m^3)	Lab Quals	URS Quals	Result (mg/m^3)	Lab Quals	URS Quals	Result (mg/m^3)	Lab Quals	URS Quals	Result (mg/m^3)	Lab Quals	URS Quals
VMP-29	10 ft	VMP-29-10-073012	7/30/2012	<0.058	U		<0.058	U		<0.057	U		<0.06	U		<0.052	U		<0.052	U		<0.05	U		<0.027	U		<0.046	U		<0.046	U	
		VMP-29-10-100812	10/8/2012	<0.1	U		<0.1	U		<0.1	U		<0.1	U		<0.092	U		<0.092	U		<0.088	U		<0.048	U		<0.082	U		<0.082	U	
		VMP-29-10-020613	2/6/2013	<0.0077	U		<0.0077	U		<0.0076	U		0.0012	J		<0.0069	U		<0.0069	U		<0.0066	J	U	<0.0036	U		<0.0061	U		<0.0061	U	
	20 ft	VMP-29-20-073012	7/30/2012	<0.68	U		<0.68	U		<0.67	U		<0.7	U		<0.62	U		<0.62	U		<0.59	U		<0.32	U		<0.54	U		<0.54	U	
		VMP-29-20-073012-Dup	7/30/2012	<0.64	U		<0.64	U		<0.63	U		<0.66	U		<0.58	U		<0.58	U		<0.55	U		<0.3	U		<0.51	U		<0.51	U	
		VMP-29-20-100812	10/8/2012	<0.1	U		<0.1	U		<0.1	U		<0.1	U		<0.092	U		<0.092	U		<0.088	U		<0.048	U		<0.082	U		<0.082	U	
		VMP-29-20-020613	2/6/2013	<0.0075	U		<0.0075	U		<0.0074	U		<0.0078	J	U	<0.0068	U		<0.0068	U		<0.0064	U		<0.0035	U		0.002	J		<0.006	U	
	30 ft	VMP-29-30-073012	7/30/2012	<0.11	U		<0.11	U		<0.11	U		<0.12	U		<0.1	U		<0.1	U		<0.096	U		<0.053	U		<0.089	U		<0.089	U	
		VMP-29-30-100812	10/8/2012	<0.5	U		<0.5	U		<0.5	U		<0.52	U		<0.45	U		<0.45	U		<0.43	U		<0.24	U		<0.4	U		<0.4	U	
		VMP-29-30-020613	2/6/2013	<0.0079	U		<0.0079	U		<0.0078	U		<0.0081	J	U	<0.0071	U		<0.0071	U		<0.0068	J	U	<0.0037	U		0.0021	J		<0.0063	U	
VMP-30	10 ft	VMP-30-10-073012	7/30/2012	<0.2	U		<0.2	U		<0.2	U		<0.21	U		<0.18	U		<0.18	U		<0.17	U		<0.096	U		<0.16	U		<0.16	U	
		VMP-30-10-100812	10/8/2012	<0.0077	U		<0.0077	U		<0.0076	U		<0.0079	U		<0.0069	U		<0.0069	U		0.036			<0.0036	U		<0.0061	J	U	<0.0061	U	
		VMP-30-10-020613	2/6/2013	<0.0072	U		<0.0072	U		<0.0071	U		<0.0074	J	U	<0.0065	U		<0.0065	U		0.0019	J		<0.0034	U		<0.0057	U		<0.0057	U	
	20 ft	VMP-30-20-073012	7/30/2012	<0.87	U		<0.87	U		<0.85	U		<0.89	U		<0.78	U		<0.78	U		<0.74	U		<0.41	U		<0.69	U		<0.69	U	
		VMP-30-20-100812	10/8/2012	<0.32	U		<0.32	U		<0.31	U		<0.32	U		<0.28	U		<0.28	U		<0.27	U		<0.15	U		<0.25	U		<0.25	U	
		VMP-30-20-020613	2/6/2013	<0.0072	U		<0.0072	U		<0.0071	U		<0.0074	J	U	<0.0065	J	U	<0.0065	J	U	<0.0062	J	U	<0.0034	U		0.0015	J		<0.0057	U	
	30 ft	VMP-30-30-073012	7/30/2012	<0.89	U		<0.89	U		<0.88	U		<0.92	U		<0.8	U		<0.8	U		<0.76	U		<0.42	U		<0.71	U		<0.71	U	
		VMP-30-30-100812	10/8/2012	<0.66	U		<0.66	U		<0.65	U		<0.68	U		<0.59	U		<0.59	U		0.1	J		<0.31	U		<0.52	U		<0.52	U	
		VMP-30-30-020613	2/6/2013	<0.024	U		<0.024	U		<0.024	U		<0.025	U		<0.022	U		<0.022	U		<0.02	U		<0.011	U		<0.019	U		<0.019	U	
VMP-41	10 ft	VMP-41-10-072712	7/27/2012	<0.0066	U		<0.0066	U		<0.0065	U		<0.0068	U		0.005	J		0.0014	J		0.013			<0.0031	U		0.015			0.0045	J	
		VMP-41-10-100912	10/9/2012	<0.0081	U		<0.0081	U		<0.008	U		<0.0083	U		<0.0073	U		<0.0073	U		0.00089	J		<0.0038	U		0.0038	J		<0.0064	U	
		VMP-41-10-012913	1/29/2013	<0.0081	U		<0.0081	U		<0.008	U		0.0018	J		<0.0073	U		<0.0073	U		0.0016	J		<0.0038	U		<0.0064	U		<0.0064	U	
	20 ft	VMP-41-20-072712	7/27/2012	<0.0051	U		<0.0051	U		<0.005	U		0.001	J		0.0027	J		<0.0046	U		0.0039	J		<0.0024	U		0.0079			0.0028	J	
		VMP-41-20-072712-Dup	7/27/2012	<0.0052	U		<0.0052	U		<0.0051	U		0.001	J		0.0034	J		0.00096	J		0.0032	J		<0.0024	U		0.008			0.0025	J	
		VMP-41-20-100912	10/9/2012	<0.0079	U		<0.0079	U		<0.0078	U		<0.0081	U		<0.0071	U		<0.0071	U		<0.0068	U		<0.0037	U		0.0037	J		<0.0063	U	
		VMP-41-20-100912-Dup	10/9/2012	<0.0081	U		<0.0081	U		<0.008	U		<0.0083	U		<0.0073	J	U	<0.0073	U		<0.0069	U		<0.0038	U		0.0035	J		<0.0064	U	
		VMP-41-20-012913	1/29/2013	<0.0083	U		<0.0083	U		<0.0081	U		0.0018	J		<0.0074	U		<0.0074	U		0.021			<0.0039	U		<0.0066	U		<0.0066	U	
	30 ft	VMP-41-30-072712	7/27/2012	<0.0052	U		<0.0052	U		<0.0051	U		<0.0054	U		0.0049			0.00092	J		0.013			<0.0024	U		0.007			0.0028	J	
		VMP-41-30-100912	10/9/2012	<0.0085	U		<0.0085	U		<0.0084	U		<0.0087	U		<0.0076	J	U	<0.0076	U		0.0038	J		<0.004	U		0.0018	J		<0.0068	U	
		VMP-41-30-012913	1/29/2013	<0.0077	U		<0.0077	U		<0.0076	U		0.0019	J		<0.0069	U		<0.0069	U		0.02			<0.0036	U		<0.0061	U		<0.0061	U	
VMP-55	20 ft	VMP-55-20-021513	2/15/2013	<19	U		<19	U		5.5	J		<19	U		<17	U		<17	U		370			<8.8	U		<15	U		<15	U	

Notes
Lab Qualifiers
J = Estimated value; results between the MDL and RL
U = Compound analyzed for but not detected above the RL
URS Qualifiers
J = Estimated detection
UJ = Estimated non-detect
U = Non-detect due to blank contamination

SEE LAST PAGE OF TABLE FOR NOTES

TABLE 7
CUMULATIVE SUMMARY OF SOIL VAPOR ANALYTICAL RESULTS - NATURAL GASES

Location	Depth	Sample ID	Sample Date	Carbon Dioxide			Carbon Monoxide			Ethane			Ethene			Helium			Methane			Nitrogen			Oxygen		
				Result %	Lab Quals	URS Quals	Result %	Lab Quals	URS Quals	Result %	Lab Quals	URS Quals	Result %	Lab Quals	URS Quals	Result %	Lab Quals	URS Quals	Result %	Lab Quals	URS Quals	Result %	Lab Quals	URS Quals	Result %	Lab Quals	URS Quals
VMP-1	5 ft	VMP-1-5-082510	8/25/2010	3			<0.026	U		<0.0026	U		<0.0026	U		0.95			0.0032			79			17		
		VMP-1-5-111710	11/17/2010	1			<0.026	U		<0.0026	U		<0.0026	U		3.3			0.0013			76			20		
		VMP-1-5-020411	2/4/2011	8			<0.02	U		0.00015	J		<0.002	U		0.036	J		0.26			84			7.5		
		VMP-1-5-041211	4/12/2011	1.8			<0.026	U		<0.0026	U		<0.0026	U		0.54			0.000064	J		78			20		
		VMP-1-5-080111	8/1/2011	7.8			<0.026	U		<0.0026	U		<0.0026	U		0.59			0.00007	J		80			12		
		VMP-1-5-110311	11/3/2011	7.4			<0.018	U		0.00087	J		<0.0018	U		0.017	J		1.7			82			8.5		
		VMP-1-5-013012	1/30/2012	12			<0.018	U		0.00086	J		<0.0018	U		0.026	J		1.4			84			1.7		
		VMP-1-5-041312	4/13/2012	2			<0.018	U		<0.0018	U		<0.0018	U		0.05	J		0.000022	J		78			20		
		VMP-1-5-071612	7/16/2012	1.8			<0.024	U		<0.0024	U		<0.0024	U		1.1			0.0012			78			19		
		VMP-1-5-101112	10/11/2012	0.37			<0.028	U		<0.0028	U		<0.0028	U		0.094			0.000034	J		80			19		
		[2]VMP-1-5-012113	1/21/2013	0.34			<0.13	U		<0.0026	U		<0.0026	U		0.17			0.0016			78			21		
		[1]VMP-1-5-012313-R	1/23/2013	3.1			<0.12	U		0.00074	J		<0.0023	U		<0.12	U		2			78			16		
	8.5 ft	VMP-1-8.5-082510	8/25/2010	4.8			<0.026	U		<0.0026	U		<0.0026	U		4.1			0.0032			78			13		
		VMP-1-8.5-111710	11/17/2010	4.8			<0.025	U		<0.0025	U		<0.0025	U		1.9			0.0012			81			12		
		VMP-1-8.5-111710-Dup	11/17/2010	4.6			<0.025	U		<0.0025	U		<0.0025	U		1.9			0.00088			80			13		
		VMP-1-8.5-020411	2/4/2011	11			<0.024	U		0.00031	J		<0.0024	U		0.025	J		0.56			87			1.6		
		VMP-1-8.5-041211	4/12/2011	4.2			<0.026	U		<0.0026	U		<0.0026	U		0.057	J		0.00019	J		83			13		
		VMP-1-8.5-080111	8/1/2011	13			<0.029	U		0.00067	J		<0.0029	U		0.017	J		1.8			84			1.5		
		VMP-1-8.5-080111-Dup	8/1/2011	13			<0.028	U		0.00065	J		<0.0028	U		0.015	J		1.8			83			1.7		
		VMP-1-8.5-110311	11/3/2011	12			<0.016	U		0.002			<0.0016	U		0.0025	J		3.6			81			2.3		
		VMP-1-8.5-013012	1/30/2012	11			<0.018	U		0.00088	J		<0.0018	U		0.0064	J		1.4			84			3.5		
		VMP-1-8.5-041612	4/16/2012	4.4			<0.021	U		<0.0021	U		<0.0021	U		0.037	J		0.000058	J		78			18		
		VMP-1-8.5-041612-Dup	4/16/2012	4.5			<0.021	U		<0.0021	U		<0.0021	U		0.097	J		0.000068	J		77			18		
		VMP-1-8.5-071612	7/16/2012	3.3			<0.025	U		<0.0025	U		<0.0025	U		0.063	J		0.00024	J		80			17		
		VMP-1-8.5-101112	10/11/2012	1.8			<0.028	U		<0.0028	U		<0.0028	U		0.023	J		0.000043	J		81			17		
		[2]VMP-1-8.5-012113	1/21/2013	0.48			<0.25	U		<0.005	U		<0.005	U		0.99			0.021			78			21		
		[1]VMP-1-8.5-012313-R	1/23/2013	3.3			<0.12	U		<0.0023	U		<0.0023	U		0.0094	J		0.081			81			16		
	23.5 ft	VMP - 1 - 23.5 - 083010	8/30/2010	8.1			<0.027	U		0.0052			<0.0027	U		0.032	J		9.7			78			1.6		
		VMP-1-23.5-111810	11/17/2010	1.6			<0.025	U		<0.0025	U		<0.0025	U		0.86			0.000052	J		78			19		
		VMP-1-23.5-020411	2/4/2011	8.9			<0.023	U		0.0052			<0.0023	U		0.016	J		12			76			1.3		
		VMP-1-23.5-041211	4/12/2011	7.4		J	<0.027	U		0.00072	J		<0.0027	U		0.15			2.2		J	88			2.2		J
		VMP-1-23.5-041211-DUP	4/12/2011	10		J	<0.024	U		0.0011	J		<0.0024	U		0.023	J		2.9		J	85			1.6		J
		VMP-1-23.5-080111	8/1/2011	9.3			<0.026	U		0.0057			<0.0026	U		0.16			10			76			2.2		
		VMP-1-23.5-110611	11/6/2011	10			<0.018	U		0.0029			<0.0018	U		0.089	J		7			80			1.5		
		VMP-1-23.5-013112	1/31/2012	9.1			<0.017	U		0.0023			<0.0017	U		<0.084	U		6			80			4.2		
		VMP-1-23.5-041612	4/16/2012	12			<0.019	U		<0.0019	U		<0.0019	U		0.086	J		0.049			84			3.6		
		VMP-1-23.5-071612	7/16/2012	7.7			<0.019	U		0.0012	J		<0.0019	U		1			2.5			80			7.6		
		VMP-1-23.5-102412	10/24/2012	1.3			<0.029	U		0.00057	J		<0.0029	U		0.14			1.3			78			19		
		[2]VMP-1-23.5-012113	1/21/2013	0.39		J	<0.13	U	UJ	<0.0027	U	UJ	<0.0027	U	UJ	6.2		J	0.0044		J	73		J	20		J
		[1]VMP-1-23.5-012313-R	1/23/2013	8.5			<0.13	U		0.0035			<0.0026	U		<0.13	U		7.8			76			4.8		
	38.5 ft	VMP-1-38.5-073112	7/31/2012	1.7			<0.019	U		<0.0019	U		<0.0019	U		<0.094	U		0.000097	J		83			15		
		VMP-1-38.5-102612	10/26/2012	0.29			<0.026	U		0.00068	J		<0.0026	U		1.2			1.8			76			20		
		[2]VMP-1-38.5-012113	1/21/2013	0.13		J	<0.13	U	UJ	<0.0026	U	UJ	<0.0026	U	UJ	6.6		J	0.0012		J	73		J	20		J
		[1]VMP-1-38.5-012313-R	1/23/2013	3.2			<0.12	U		0.0021	J		<0.0024	U		<0.12	U		6			75			14		
VMP-2	5 ft	VMP - 2 - 5 - 083110	8/31/2010	10			<0.027	U		0.00086	J		<0.0027	U		0.039	J		1.6			85			3.2		
		VMP-2-5-111610	11/16/2010	11			<0.026	U		0.0021	J		<0.0026	U		0.32			3.6			80			4.6		
		VMP-2-5-020411	2/4/2011	10			<0.028	U		0.00055	J		<0.0028	U		0.013	J		1.7			85			3.2		
		VMP-2-5-041311	4/13/2011	3.3			<0.028	U		<0.0028	U		<0.0028	U		0.04	J		0.00014	J		79			18		
		VMP-2-5-080211	8/2/2011	12			<0.029	U		0.0018	J		<0.0029	U		0.0082	J		2.7			83			1.5		
		VMP-2-5-110711	11/7/2011	5.3			<0.017	U		<0.0017	U		<0.0017	U		0.019	J		0.000043	J		85			10		
		VMP-2-5-012512	1/25/2012	12			<0.016	U		<0.0016	U		<0.0016	U		<0.078	U		0.62			84			3		
		VMP-2-5-042512	4/25/2012	6.8			<0.029	U		<0.0029	U		<0.0029	U		0.12	J		0.00036			80			13		
		VMP-2-5-071612	7/16/2012	1.5			<0.025	U		<0.0025	U		<0.0025	U		0.025	J		0.0001	J		80			19		
		VMP-2-5-102412	10/24/2012	0.2			<0.029	U		<0.0029	U		<0.0029	U		0.054	J		0.00011	J		81			19		
		VMP-2-5-013113	1/31/2013	0.32			<0.14	U		<0.0028	U		<0.0028	U		0.22			0.00025	J		78			21		
	8.5 ft	VMP - 2 - 8.5 - 083110	8/31/2010	11			<0.028	U		0.0025	J		<0.0028	U		0.025	J		4.5			82			1.4		
		VMP-2-8.5-111610	11/16/2010	11			<0.025	U		0.0032			<0.0025	U		0.011	J		6.3			80			1.6		
		VMP-2-8.5-020411	2/4/2011	11			<0.026	U		0.0011	J		<0.0026	U		0.86			3.8			82			1.7		
		VMP-2-8.5-041311	4/13/2011	10			<0.024	U		<0.0024	U		<0.0024	U		0.028	J		0.0027			84			5.4		
		VMP-2-8.5-080211	8/2/2011	9.8			<0.021	U		0.0029			<0.0021	U		0.0091	J		4.8			80			4		
		VMP-2-8.5-110711	11/7/2011	9			<0.017	U		<0.0017	U		<0.0017	U		0.024	J		0.00007	J		85			5.7		
		VMP-2-8.5-012612	1/26/2012	12			<0.016	U		0.00037	J		<0.0016	U		<0.08	U		1.3			85			1.5		J
		VMP-2-8.5-012612-DUP	1/26/2012	12			<0.016	U		0.00034	J		<0.0016	U		<0.08	U		1.2			84			2.5		J
		VMP-2-8.5-041612	4/16/2012	1.8			<0.02	U		<0.002	U		<0.002	U		0.015	J		0.0001	J		78			20		
		VMP-2-8.5-041612-Dup	4/16/2012	1.8			<0.02	U		<0.002	U		<0.002	U		0.017	J		0.000093	J		78			20		
		VMP-2-8.5-071612	7/16/2012	6			<0.028	U		<0.0028	U		<0.0028	U		0.013	J		<0.00028	U		79			15		
		VMP-2-8.5-071612-Dup	7/16/2012	6.1			<0.025	U		<0.0025	U		<0.0025	U		0.016	J		<0.00025	U		79			15		
		VMP-2-8.5-102312	10/23/2012	0.62			<0.029	U		<0.0029	U		<0.0029	U		0.039	J		0.000092	J		80			19		
		VMP-2-8.5-020513	2/5/2013	1.8			<0.15	U		<0.003	U		<0.003	U		<0.15	U		<0.0003	U		79			19		
	22 ft	VMP - 2 - 22 - 083110	8/31/2010	10			<0.028	U		0.004			<0.0028	U		0.041	J		8			79			1.4		
		VMP-2-22-111610	11/16/2010	11			<0.026	U		0.0038			<0.0026	U		<0.13	U		8.2			78			1.5		
		VMP-2-22-020411	2/4/2011	11			<0.024	U		0.0016	J		<0.0024	U		0.01	J		5.1			82			1.5		
		VMP-2-22-041311	4/13/2011	11			<0.026	U		0.0013	J		<0.0026	U		0.049	J		4.3			83			1.7		
		VMP-2-22-080211	8/2/2011	9.7			<0.028	U		0.0041			<0.0028	U		0.021	J		8.2			79			1.9		
		VMP-2-22-110711	11/7/2011	3.7			<0.017	U		0.00039	J		<0.0017	U		0.0062	J		1.2			80			15		
		VMP-2-22-012612	1/26/2012	12			<0.016	U		0.00073	J		<0.0016	U		0.033	J		3.1			83			2		
		VMP-2-22-042712	4/27/2012	3.8			<0.022	U		<0.0022	U		<0.0022	U		0.0089	J		0.000085	J		82			14		
		VMP-2-22-071612	7/16/2012	5.6			<0.026	U		<0.0026	U		<0.0026	U		0.031	J		0.00018	J		81			13		
		VMP-2-22-102312	10/23/2012	3.7			<0.029	U		<0.0029	U		<0.0029	U		0.052	J		0.000042	J		80			16		
		VMP-2-22-013113	1/31/2013	2.5			<0.13	U		<0.0027	U		<0.0027	U		<0.13	U		0.000019	J		80			18		
	42 ft	VMP-2-42	11/3/2009	5			<0.022	U		0.02			<0.0022	U		<0.11	U		64			16			0.92		
		VMP-2-42-013113	1/31/2013	6.2			<0.12	U		0.012			<0.0025	U		<0.12	U		25			60			4.1		

SEE LAST PAGE OF TABLE FOR NOTES

TABLE 7
CUMULATIVE SUMMARY OF SOIL VAPOR ANALYTICAL RESULTS - NATURAL GASES

Location	Depth	Sample ID	Sample Date	Carbon Dioxide			Carbon Monoxide			Ethane			Ethene			Helium			Methane			Nitrogen			Oxygen		
				Result %	Lab Quals	URS Quals	Result %	Lab Quals	URS Quals	Result %	Lab Quals	URS Quals	Result %	Lab Quals	URS Quals	Result %	Lab Quals	URS Quals	Result %	Lab Quals	URS Quals	Result %	Lab Quals	URS Quals	Result %	Lab Quals	URS Quals
VMP-3	5 ft	VMP-3-5-090910	9/9/2010	12			<0.021	U		0.0018	J		<0.0021	U		0.5			7.5			76			2.7		
		VMP-3-5-112210	11/22/2010	8			<0.027	U		0.0028			<0.0027	U		1.5			10			72			6.9		
		VMP-3-5-020911	2/9/2011	4.2			<0.024	U		0.00094	J		<0.0024	U		0.57			3.9			88			2.6		
		VMP-3-5-041411	4/14/2011	9.8			<0.026	U		0.0053			<0.0026	U		0.48			15			71			1.6		
		VMP-3-5-080211	8/2/2011	13			<0.063	U		<0.0063	U		<0.0063	U		0.025	J		0.00046	J		79			7.8		
		VMP-3-5-110811	11/8/2011	3.1			<0.017	U		<0.0017	U		<0.0017	U		0.003	J		<0.00017	U		80			17		
		VMP-3-5-110811-DUP	11/8/2011	3			<0.018	U		<0.0018	U		<0.0018	U		0.0035	J		0.00003	J		80			17		
		VMP-3-5-012712	1/27/2012	1.9			<0.018	U		<0.0018	U		<0.0018	U		<0.088	U		0.000052	J		84			14		
		VMP-3-5-041912	4/19/2012	1.9			<0.026	U		<0.0026	U		<0.0026	U		0.038	J		0.000043	J		79			19		
		VMP-3-5-072712	7/27/2012	0.37			<0.02	U		<0.002	U		<0.002	U		0.33			0.00028			79			20		
	10 ft	VMP-3-10	6/21/2010	7.9			<0.03	U		0.01			<0.003	U		<0.15	U		26			60			1.3		
		VMP 3-10-091010	9/10/2010	9.2			<0.024	U		0.012			<0.0024	U		<0.12	U		28			56			1.1		
		VMP-3-10-092010	9/20/2010	8.3			<0.025	U		0.011			<0.0025	U		<0.12	J	U	26			58			2.9		
		VMP-3-10-112210	11/22/2010	8.7			<0.026	U		0.011			<0.0026	U		0.044	J		25			60			1.6		
		VMP-3-10-112210-Dup	11/22/2010	8.3			<0.026	U		0.0098			<0.0026	U		0.018	J		23			61			2.6		
		VMP-3-10-020811	2/8/2011	8.2			<0.023	U		0.0072			<0.0023	U		0.1	J		18			68			1.8		
		VMP-3-10-041311	4/13/2011	8.2			<0.027	U		0.0092			<0.0027	U		0.098	J		22			64			1.2		
		VMP-3-10-080311	8/3/2011	14			<0.021	U		<0.0021	U		<0.0021	U		0.29			0.29			78			6.9		
		VMP-3-10-110811	11/8/2011	5			<0.018	U		<0.0018	U		<0.0018	U		0.051	J		0.0024			85			9.8		
		VMP-3-10-012712	1/27/2012	2			<0.017	U		<0.0017	U		<0.0017	U		<0.084	U		0.0028			81			17		
		VMP-3-10-042012	4/20/2012	1.4			<0.022	U		<0.0022	U		<0.0022	U		0.14			0.000024	J		80			18		
		VMP-3-10-072312	7/23/2012	1.9			<0.02	U		<0.002	U		<0.002	U		0.94			0.00009	J		78			19		
		VMP-3-10-101812	10/18/2012	0.76			<0.03	U		<0.003	U		<0.003	U		0.024	J		0.000056	J		79			20		
		VMP-3-10-020613	2/6/2013	0.34			<0.14	U		<0.0028	U		<0.0028	U		<0.14	U		0.000039	J		79			21		
	22 ft	VMP-3-22-092010	9/20/2010	8			<0.024	U		0.013			<0.0024	U		<0.12	J	U	<0.00024	U		52			1.1		
		VMP-3-22-112210	11/22/2010	8.2			<0.023	U		0.011			<0.0023	U		0.02	J		28			56			1.3		
		VMP-3-22-020811	2/8/2011	7.9			<0.045	U		0.013			<0.0045	U		0.013	J		25			60			1.6		
		VMP-3-22-041511	4/15/2011	7.8			<0.025	U		0.012			<0.0025	U		0.028	J		29			56			1.2		
		VMP-3-22-080611	8/6/2011	2.4			<0.032	U		<0.0032	U		<0.0032	U		0.13	J		0.83			84			13		
		VMP-3-22-110811	11/8/2011	1			<0.023	U		<0.0023	U		<0.0023	U		<0.12	U		0.0043			78			21		
		VMP-3-22-013012	1/30/2012	6.8			<0.018	U		<0.0018	U		<0.0018	U		0.0072	J		0.0028			82			11		
		VMP-3-22-042012	4/20/2012	0.97			<0.023	U		<0.0023	U		<0.0023	U		0.016	J		0.0018			79			20		
		VMP-3-22-072312	7/23/2012	0.89			<0.02	U		<0.002	U		<0.002	U		0.13			0.00015	J		79			20		
		VMP-3-22-101812	10/18/2012	2.9			<0.03	U		<0.003	U		<0.003	U		0.02	J		0.000076	J		79			18		
		VMP-3-22-020613	2/6/2013	2.6			<0.14	U		<0.0029	U		<0.0029	U		<0.14	U		0.00028	J		79			18		
	31.5 ft	VMP-3-31.5-090910	9/9/2010	4.4			<0.021	U		0.017			<0.0021	U		0.018	J		47			30			1.3		
		VMP-3-31.5-112210	11/22/2010	4.9			<0.026	U		0.017			<0.0026	U		0.024	J		47			32			1.1		
		VMP-3-31.5-020911	2/9/2011	6.4			<0.02	U		0.014			<0.002	U		0.016	J		37			46			2		
		VMP-3-31.5-041411	4/14/2011	5.7			<0.025	U		0.016			<0.0025	U		0.019	J		48			33			0.86		
		VMP-3-31.5-041411-DUP	4/14/2011	5.7			<0.025	U		0.016			<0.0025	U		0.066	J		48			32			1		
		VMP-3-31.5-080211	8/2/2011	4.7			<0.028	U		0.017			<0.0028	U		0.035	J		50			27			0.92		
		VMP-3-31.5-080211-Dup	8/2/2011	4.6			<0.028	U		0.017			<0.0028	U		0.041	J		49			28			1.4		
		VMP-3-31.5-110811	11/8/2011	0.37			<0.018	U		0.00079	J		<0.0018	U		0.02	J		2.1			77			20		
		VMP-3-31.5-012712	1/27/2012	5.9			<0.017	U		0.0026			<0.0017	U		<0.083	U		11			74			6.8		
		VMP-3-31.5-041912	4/19/2012	7.6			<0.019	U		0.0062			<0.0019	U		1.3			18			64			1.6		
		VMP-3-31.5-041912-Dup	4/19/2012	7.6			<0.018	U		0.0051			<0.0018	U		1.4			18			64			1.6		
		VMP-3-31.5-072312	7/23/2012	7.7			<0.018	U		0.0018			<0.0018	U		0.014	J		5.3			89			3		
		VMP-3-31.5-101912	10/19/2012	2.8			<0.028	U		<0.0028	U		<0.0028	U		<0.14	U		0.21			80			17		
		VMP-3-31.5-020713	2/7/2013	9.9			<0.13	U		0.0006	J		<0.0026	U		<0.13	U		2.9			85			1.5		
	39 ft	VMP-3-39-101912	10/19/2012	8.1			<0.028	U		0.005			<0.0028	U		0.058	J		12			72			3.5		
		VMP-3-39-021213	2/12/2013	9.5			<0.13	U		0.0023	J		<0.0026	U		<0.13	U		6.7			80			1.5		
VMP-4	5 ft	VMP-4-5-082510	8/25/2010	13			<0.029	U		0.0005	J		<0.0029	U		0.026	J		1.7			83			2.1		
		VMP-4-5-112210	11/22/2010	13			<0.027	U		0.0052			<0.0027	U		0.024	J		14			69			1.9		
		VMP-4-5-021411	2/14/2011	4.8			<0.025	U		0.00027	J		<0.0025	U		2.9			0.7			79			12		
		VMP-4-5-041911	4/19/2011	12			<0.026	U		0.0044			<0.0026	U		0.031	J		12			72			1.3		
		VMP-4-5-080311	8/3/2011	11			<0.031	U		<0.0031	U		<0.0031	U		0.012	J		0.01			80			8.4		
		VMP-4-5-110911	11/9/2011	0.056			<0.022	U		<0.0022	U		<0.0022	U		0.077	J		0.0002	J		78			22		
		VMP-4-5-013012	1/30/2012	9.5			<0.018	U		<0.0018	U		<0.0018	U		0.058	J		0.00071			88			1.9		
		VMP-4-5-042512	4/25/2012	1.5			<0.029	U		<0.0029	U		<0.0029	U		0.054	J		0.000042	J		80			18		
		VMP-4-5-072512	7/25/2012	2.1			<0.021	U		<0.0021	U		<0.0021	U		0.04	J		0.00022			80			18		
		VMP-4-5-101812	10/18/2012	0.74			<0.031	U		<0.0031	U		<0.0031	U		0.5			0.00012	J		79			20		
		VMP-4-5-020713	2/7/2013	0.24			<0.16	U		<0.0033	U		<0.0033	U		<0.16	U		0.00016	J		79			21		
	12 ft	VMP-4-12-082510	8/25/2010	14			<0.025	U		0.0039			<0.0025	U		0.042	J		17			66			1.2		
		VMP-4-12-112310	11/23/2010	13			<0.026	U		0.0036			<0.0026	U		<0.13	U		12			72			1.3		
		VMP-4-12-021411	2/14/2011	9			<0.026	U		0.0016	J		<0.0026	U		0.35			4.7			80			5.3		
		VMP-4-12-041911	4/19/2011	11			<0.025	U		0.0046			<0.0025	U		0.035	J		13			72			1.5		
		VMP-4-12-080311	8/3/2011	15			<0.029	U		0.0018	J		<0.0029	U		1			6.9			75			1.6		
		VMP-4-12-080311-Dup	8/3/2011	15			<0.029	U		0.0018	J		<0.0029	U		1			6.9			75			1.7		
		VMP-4-12-110911	11/9/2011	8.5			<0.018	U		0.000082	J		<0.0018	U		4.8			0.38			79			7.2		
		VMP-4-12-013012	1/30/2012	11			<0.018	U		0.00016	J		<0.0018	U		0.11			0.47			86			1.7		
		VMP-4-12-041812	4/18/2012	1.7			<0.027	U		<0.0027	U		<0.0027	U		0.027	J		0.00042			73			25		
		VMP-4-12-072312	7/23/2012	2.7			<0.018	U		<0.0018	U		<0.0018	U		0.84			0.00029			78			18		
		VMP-4-12-101812	10/18/2012	0.98			<0.03	U		<0.003	U		<0.003	U		0.52			0.00014	J		78			20		
		VMP-4-12-101812-Dup	10/18/2012	1			<0.031	U		<0.0031	U		<0.0031	U		0.59			0.00014	J		78			20		
		VMP-4-12-020713	2/7/2013	0.61			<0.13	U		<0.0027	U		<0.0027	U		0.055	J		0.00036			79			20		
		VMP-4-12-020713-DUP	2/7/2013	0.61			<0.14	U		<0.0028	U		<0.0028	U		0.038	J		0.00034			79			20		
	23.5 ft	VMP - 4 - 23.5 - 083110	8/31/2010	6.1			<0.029	U		0.018			<0.0029	U		<0.14	J	U	43			38			0.81		
		VMP-4-23.5-112310	11/23/2010	6.7			<0.023	U		0.021			<0.0023	U		0.01	J		50			28			0.77		
		VMP-4-23.5-021411	2/14/2011	6.5			<0.021	U		0.021			<0.0021	U		0.022	J		51			28			0.91		
		VMP-4-23.5-042011	4/20/2011	6			<0.023	U		0.019			<0.0023	U		0.85		J	46			33			1.4		
		VMP-4-23.5-042011-DUP	4/20/2011	6			<0.023	U		0.02			<0.0023	U		0.06	J	J	49			31			1.2		
		VMP-4-23.5-080611	8/6/2011	5.9			<0.028	U		0.02			<0.0028	U		0.01	J		45			35			1		
		VMP-4-23.5-110911	11/9/2011	5.6			<0.017	U		0.0097			<0.0017	U		0.043	J		19			64			4.8		
		VMP-4-23.5-013012	1/30/2012	8.4			<0.018	U		0.0047			<0.0018	U		0.01	J		9.2			75			1.4		
		VMP-4-23.5-013012-DUP	1/30/2012	8.5			<0.018	U		0.0047			<0.0018	U		<0.088	U		9.2			75			1.5		
		VMP-4-23.5-041912	4/19/2012	12			<0.02	U		0.00015	J		<0.002	U		0.015	J		1.2			83			2.2		
		VMP-4-23.5-072312	7/23/2012	10			<0.019	U		0.000067	J		0.00022	J		0.01	J		0.47			84			4.6		
		VMP-4-23.5-101812	10/18/2012	7.5			<0.029	U		<0.0029	U		0.00006	J		0.031	J		0.32			78			14		
		VMP-4-23.5-020713	2/7/2013	6.2			<0.13	U		<0.0026	U		<0.0026	U		<0.13	U		0.06			80			14		
	39 ft	VMP-4-39-042111	4/21/2011	6.1			<0.025	U		0.021			<0.0025	U		0.018	J		51			29			0.9		
		VMP-4-39-041912	4/19/2012	12			<0.02	U		0.0004	J		<0.002	U		0.018	J		2.1			81			2		
		VMP-4-39-072312	7/23/2012	12			<0.019	U		0.00023	J		0.00029	J		<0.096	U		1.1			83			2.5		
		VMP-4-39-101812	10/18/2012	8.8			<0.03	U		0.0005	J		0.000087	J		0.048			3.1			75			13		
		VMP-4-39-101812-Dup	10/18/2012	8.7			<0.028	U		0.00049	J		0.000089	J		0.012	J		3.1			75			13		
		VMP-4-39-020713	2/7/2013	9.1			<0.13	U		0.00024	J		0.00012	J		0.072	J		1.6			76			12		

SEE LAST PAGE OF TABLE FOR NOTES

TABLE 7
CUMULATIVE SUMMARY OF SOIL VAPOR ANALYTICAL RESULTS - NATURAL GASES

Location	Depth	Sample ID	Sample Date	Carbon Dioxide			Carbon Monoxide			Ethane			Ethene			Helium			Methane			Nitrogen			Oxygen		
				Result %	Lab Quals	URS Quals	Result %	Lab Quals	URS Quals	Result %	Lab Quals	URS Quals	Result %	Lab Quals	URS Quals	Result %	Lab Quals	URS Quals	Result %	Lab Quals	URS Quals	Result %	Lab Quals	URS Quals	Result %	Lab Quals	URS Quals
VMP-5	5 ft	VMP-5-5-090910	9/9/2010	12			<0.026	U		0.0036			<0.0026	U		1.6			3.9			78			2.4		
		VMP-5-5-112210	11/22/2010	13			<0.026	U		0.0046			<0.0026	U		0.01	J		7			76			1.6		
		VMP-5-5-021611	2/16/2011	8			<0.025	U		<0.0025	U		<0.0025	U		0.47			0.064			76			15		
		VMP-5-5-042111	4/21/2011	2			<0.026	U		<0.0026	U		<0.0026	U		0.1	J		<0.00026	U		78			20		
		VMP-5-5-080511	8/5/2011	7.9			<0.025	U		<0.0025	U		<0.0025	U		0.2			0.0013			81			11		
		VMP-5-5-111111	11/11/2011	14			<0.019	U		<0.0019	U		<0.0019	U		0.019	J		0.0003			81			5.3		
		VMP-5-5-013012	1/30/2012	7.7			<0.019	U		<0.0019	U		<0.0019	U		<0.094	U		0.000052	J		80			12		
		VMP-5-5-041112	4/11/2012	0.36			<0.024	U		<0.0024	U		<0.0024	U		1.4			0.000086	J		77			21		
		VMP-5-5-071312	7/13/2012	0.53			<0.027	U		<0.0027	U		<0.0027	U		0.99			0.00012	J		78			20		
		VMP-5-5-101212	10/12/2012	0.1			<0.025	U		<0.0025	U		<0.0025	U		1.5			0.00011	J		78			20		
		VMP-5-5-012513	1/25/2013	0.13			<0.13	U		<0.0026	U		<0.0026	U		0.084	J		0.000058	J		79			21		
	12.5 ft	VMP-5-12.5-090910	9/9/2010	14			<0.026	U		0.0032			<0.0026	U		0.039	J		3.7			79			1.3		
		VMP-5-12.5-112310	11/23/2010	12			<0.026	U		<0.0026	U		<0.0026	U		0.026	J		0.025			83			5.2		
		VMP-5-12.5-021611	2/16/2011	13			<0.024	U		0.00031	J		<0.0024	U		0.04	J		0.68			83			2.9		
		VMP-5-12.5-042111	4/21/2011	6.9			<0.028	U		<0.0028	U		<0.0028	U		0.089	J		0.00015	J		80			13		
		VMP-5-12.5-080611	8/6/2011	12			<0.025	U		0.0034			<0.0025	U		0.013	J		6.6			76			3.7		
		VMP-5-12.5-111111	11/11/2011	14			<0.018	U		<0.0018	U		<0.0018	U		0.014	J		<0.00018	U		81			5.1		
		VMP-5-12.5-013012	1/30/2012	8.2			<0.02	U		<0.002	U		<0.002	U		0.016	J		0.000036	J		80			12		
		VMP-5-12.5-041112	4/11/2012	0.64			<0.022	U		<0.0022	U		<0.0022	U		0.16			<0.00022	U		79			20		
		VMP-5-12.5-071212	7/12/2012	0.76			<0.021	U		<0.0021	U		<0.0021	U		4.6			0.000079	J		76			19		
		VMP-5-12.5-101112	10/11/2012	0.16			<0.064	U		<0.0064	U		<0.0064	U		0.5			0.000089	J		77			22		
		VMP-5-12.5-012413	1/24/2013	0.16			<0.13	U		<0.0026	U		<0.0026	U		<0.13	U		0.000037	J		79			21		
	31 ft	VMP-5-31-090910	9/9/2010	9			<0.022	U		0.015			<0.0022	U		<0.11	J	U	26			55			1.5		
		VMP-5-31-112310	11/23/2010	9.2			<0.024	U		0.012			<0.0024	U		0.012	J		28			53			1.2		
		VMP-5-31-021611	2/16/2011	9.2			<0.028	U		0.015			<0.0028	U		0.022	J		24			58			1.3		
		VMP-5-31-042111	4/21/2011	9			<0.026	U		0.012			<0.0026	U		0.015	J		22			60			1.6		
		VMP-5-31-080611	8/6/2011	9.2			<0.028	U		0.013			<0.0028	U		0.01	J		24			58			1.2		
		VMP-5-31-111111	11/11/2011	10			<0.018	U		0.0073			<0.0018	U		0.39			13			71			1.4		
		VMP-5-31-013012	1/30/2012	10			<0.018	U		0.0034			<0.0018	U		<0.09	U		6			80			1.8		
		VMP-5-31-041112	4/11/2012	12			<0.019	U		<0.0019	U		<0.0019	U		0.096			0.02			86			1.7		
		VMP-5-31-071212	7/12/2012	7			<0.02	U		<0.002	U		<0.002	U		0.062	J		0.00087			79			14		
		VMP-5-31-101112	10/11/2012	4			<0.028	U		<0.0028	U		<0.0028	U		0.068			0.00027	J		80			16		
		VMP-5-31-012413	1/24/2013	3.6			<0.13	U		<0.0025	U		<0.0025	U		<0.13	U		0.00051			78			18		
	40 ft	VMP-5-40-042111	4/21/2011	8.3			<0.028	U		0.011			<0.0028	U		1.4			19			62			2.6		
		VMP-5-40-013012	1/30/2012	11			<0.019	U		0.0034			<0.0019	U		0.81			6.1			79			1.6		
		VMP-5-40-041212	4/12/2012	11			<0.019	U		<0.0019	U		<0.0019	U		0.77			0.033			84			4.6		
		VMP-5-40-071212	7/12/2012	6.3			<0.02	U		<0.002	U		<0.002	U		0.097	J		0.0096			78			16		
		VMP-5-40-101112	10/11/2012	3.5			<0.03	U		<0.003	U		<0.003	U		0.046			0.0034			79			17		
		VMP-5-40-012513	1/25/2013	3.6			<0.13	U		<0.0026	U		<0.0026	U		0.19			0.0018			78			18		
		VMP-5-40-012513-Dup	1/25/2013	3.7			<0.13	U		<0.0025	U		<0.0025	U		0.079	J		0.0018			78			18		
VMP-6	5 ft	VMP-6-5-090810	9/8/2010	15			<0.026	U		0.00049	J		<0.0026	U		<0.13	J	U	1.4			82			1.4		
		VMP-6-5-111610	11/16/2010	14			<0.028	U		0.0012	J		<0.0028	U		0.074	J		2.7			81			1.5		
		VMP-6-5-020711	2/7/2011	1.7			<0.024	U		<0.0024	U		<0.0024	U		0.42			0.000049	J		79			19		
		VMP-6-5-040811	4/8/2011	2			<0.026	U		<0.0026	U		<0.0026	U		0.44			0.0011			78			19		
		VMP-6-5-080411	8/4/2011	3.4			<0.027	U		<0.0027	U		<0.0027	U		0.59			<0.00027	U		80			16		
		VMP-6-5-110911	11/9/2011	1.8			<0.016	U		<0.0016	U		<0.0016	U		0.55			<0.00016	U		78			20		
		VMP-6-5-013112	1/31/2012	9.4			<0.017	U		<0.0017	U		<0.0017	U		0.02	J		0.00097			78			12		
		VMP-6-5-041212	4/12/2012	0.18			<0.02	U		<0.002	U		<0.002	U		0.17			0.000025	J		79			21		
		VMP-6-5-071612	7/16/2012	0.31			<0.027	U		<0.0027	U		<0.0027	U		0.12	J		0.0001	J		80			20		
		VMP-6-5-101012	10/10/2012	0.096			<0.028	U		<0.0028	U		<0.0028	U		1.6			0.00011	J		78			20		
		VMP-6-5-021213	2/12/2013	0.086			<0.12	U		<0.0025	U		<0.0025	U		<0.12	U		0.00012	J		79			21		
	10 ft	VMP-6-10-090810	9/8/2010	15			<0.024	U		0.0012	J		<0.0024	U		<0.12	J	U	3.6			80			1.3		
		VMP-6-10-111710	11/17/2010	9.8			<0.026	U		<0.0026	U		<0.0026	U		0.092	J		<0.00026	U		82			8.5		
		VMP-6-10-020711	2/7/2011	8.5			<0.025	U		<0.0025	U		<0.0025	U		0.67			<0.00025	U		82			9.2		
		VMP-6-10-040811	4/8/2011	11			<0.03	U		<0.003	U		<0.003	U		0.04	J		0.00028	J		84			5		
		VMP-6-10-080411	8/4/2011	15			<0.026	U		0.0011	J		<0.0026	U		0.05	J		3.2			80			1.9		
		VMP-6-10-111011	11/10/2011	9.5			<0.017	U		<0.0017	U		<0.0017	U		0.068	J		<0.00017	U		81			9.2		
		VMP-6-10-013112	1/31/2012	15			<0.018	U		0.00027	J		<0.0018	U		<0.09	U		0.73			82			1.6		
		VMP-6-10-041212	4/12/2012	2			<0.02	U		<0.002	U		<0.002	U		0.078	J		<0.0002	U		79			19		
		VMP-6-10-071612	7/16/2012	1.8			<0.035	U		<0.0035	U		<0.0035	U		0.079	J		<0.00035	U		78			20		
		VMP-6-10-101112	10/11/2012	0.54			<0.029	U		<0.0029	U		<0.0029	U		0.078			0.000052	J		79			20		
		VMP-6-10-020513	2/5/2013	0.34			<0.14	U		<0.0028	U		<0.0028	U		1.7			0.000023	J		78			20		
	31.5 ft	VMP-6-31.5-090810	9/8/2010	14			<0.026	U		0.0032			<0.0026	U		<0.13	U		8.6			74			1.2		
		VMP-6-31.5-111710	11/17/2010	13			<0.025	U		0.003			<0.0025	U		0.012	J		7.5			76			1.4		
		VMP-6-31.5-020711	2/7/2011	13			<0.024	U		0.0023	J		<0.0024	U		0.01	J		5.9			78			1.5		
		VMP-6-31.5-041111	4/11/2011	13			<0.028	U		0.0021	J		<0.0028	U		0.08	J		5.2			80			1.5		
		VMP-6-31.5-080411	8/4/2011	12			<0.028	U		0.0024	J		<0.0028	U		0.015	J		6.2			78			2.6		
		VMP-6-31.5-111011	11/10/2011	14			<0.017	U		0.0023			<0.0017	U		0.0076	J		5.7			78			1.4		
		VMP-6-31.5-013112	1/31/2012	14			<0.017	U		0.0018			<0.0017	U		<0.086	U		4.4			79			1.8		
		VMP-6-31.5-041212	4/12/2012	10			<0.018	U		<0.0018	U		<0.0018	U		0.073	J		0.089			85			4.7		
		VMP-6-31.5-071612	7/16/2012	7.5			<0.024	U		<0.0024	U		<0.0024	U		0.069	J		0.0035			84			8.8		
		VMP-6-31.5-101112	10/11/2012	5.5			<0.028	U		<0.0028	U		<0.0028	U		0.034			0.0024			82			12		
		VMP-6-31.5-020513	2/5/2013	7.5			<0.13	U		<0.0026	U		<0.0026	U		<0.13	U		0.0028			82			10		
	39 ft	VMP-6-39-041111	4/11/2011	12			<0.027	U		0.0022	J		<0.0027	U		0.083	J		5.2			77			3.9		
		VMP-6-39-013112	1/31/2012	14			<0.017	U		0.0023			<0.0017	U		<0.086	U		5.1			78			1.4		
		VMP-6-39-041212	4/12/2012	12			<0.02	U		0.000059	J		<0.002	U		0.13			0.15			86			1.6		
		VMP-6-39-071612	7/16/2012	10			<0.026	U		<0.0026	U		<0.0026	U		0.053	J		0.0073			84			5.6		
		VMP-6-39-071612-Dup	7/16/2012	10			<0.027	U		<0.0027	U		<0.0027	U		0.079	J		0.0074			84			5.6		
		VMP-6-39-101112	10/11/2012	9.4			<0.035	U		<0.0035	U		<0.0035	U		0.12			0.0034			84			6.3		
		VMP-6-39-020513	2/5/2013	12			<0.13	U		<0.0026	U		<0.0026	U		<0.13	U		0.00036			82			5.4		

SEE LAST PAGE OF TABLE FOR NOTES

TABLE 7
CUMULATIVE SUMMARY OF SOIL VAPOR ANALYTICAL RESULTS - NATURAL GASES

Location	Depth	Sample ID	Sample Date	Carbon Dioxide			Carbon Monoxide			Ethane			Ethene			Helium			Methane			Nitrogen			Oxygen		
				Result %	Lab Quals	URS Quals	Result %	Lab Quals	URS Quals	Result %	Lab Quals	URS Quals	Result %	Lab Quals	URS Quals	Result %	Lab Quals	URS Quals	Result %	Lab Quals	URS Quals	Result %	Lab Quals	URS Quals	Result %	Lab Quals	URS Quals
VMP-7	5 ft	VMP-7-5-082610	8/26/2010	2.7			<0.026	U		<0.0026	U		<0.0026	U		1.9			0.0002	J		79			16		
		VMP-7-5-111910	11/19/2010	14			<0.024	U		<0.0024	U		<0.0024	U		0.76			0.0052			80			5.1		
		VMP-7-5-020711	2/7/2011	2.6			<0.026	U		<0.0026	U		<0.0026	U		0.082	J		0.000048	J		80			17		
		VMP-7-5-040711	4/7/2011	5.3			<0.027	U		<0.0027	U		<0.0027	U		0.025	J		<0.00027	U		80			15		
		VMP-7-5-080211	8/2/2011	16			<0.029	U		0.00035	J		<0.0029	U		0.014	J		2.3			80			1.5		
		VMP-7-5-111011	11/10/2011	13			<0.022	U		<0.0022	U		<0.0022	U		<0.11	U		<0.00022	U		80			6.8		
		VMP-7-5-111011-DUP	11/10/2011	12			<0.016	U		<0.0016	U		<0.0016	U		0.012	J		0.000022	J		80			7.9		
		VMP-7-5-013112	1/31/2012	11			<0.018	U		<0.0018	U		<0.0018	U		<0.088	U		0.000017	J		82			7.2		
		VMP-7-5-041212	4/12/2012	0.59			<0.019	U		<0.0019	U		<0.0019	U		0.15			0.00002	J		78			21		
		VMP-7-5-073112	7/31/2012	0.14			<0.02	U		<0.002	U		<0.002	U		0.59			0.00022			78			21		
		VMP-7-5-101012	10/10/2012	0.23			<0.03	U		<0.003	U		<0.003	U		0.032			0.00011	J		80			20		
	13.5 ft	VMP-7-13.5-082610	8/26/2010	16			<0.029	U		0.000083	J		<0.0029	U		0.041	J		0.57			82			1.5		
		VMP-7-13.5-111910	11/19/2010	16			<0.024	U		0.00025	J		<0.0024	U		0.014	J		1.8			80			1.6		
		VMP-7-13.5-020711	2/7/2011	9.5			<0.025	U		<0.0025	U		<0.0025	U		0.0099	J		0.00016	J		82			8.6		
		VMP-7-13.5-040711	4/7/2011	11			<0.026	U		<0.0026	U		<0.0026	U		0.033	J		<0.00026	U		81			7.6		
		VMP-7-13.5-080311	8/3/2011	17			<0.029	U		0.00029	J		<0.0029	U		0.012	J		1.9			79			1.6		
		VMP-7-13.5-111011	11/10/2011	16			<0.016	U		<0.0016	U		<0.0016	U		0.0033	J		0.045			82			2.1		
		VMP-7-13.5-013112	1/31/2012	15			<0.018	U		<0.0018	U		<0.0018	U		0.41		J	0.014			83			1.6		
		VMP-7-13.5-013112-DUP	1/31/2012	15			<0.018	U		<0.0018	U		<0.0018	U		<0.092	U	UJ	0.014			83			1.5		
		VMP-7-13.5-041212	4/12/2012	0.69			<0.018	U		<0.0018	U		<0.0018	U		0.046	J		0.000046	J		78			21		
		VMP-7-13.5-041312-DUP	4/12/2012	0.8			<0.019	U		<0.0019	U		<0.0019	U		0.052	J		<0.00019	U		79			20		
		VMP-7-13.5-072012	7/20/2012	1.4			<0.019	U		<0.0019	U		<0.0019	U		0.034	J		0.000024	J		79			20		
		VMP-7-13.5-101012	10/10/2012	0.44			<0.028	U		<0.0028	U		<0.0028	U		0.028			0.000039	J		80			20		
		VMP-7-13.5-021313	2/13/2013	0.23			<0.14	U		<0.0028	U		<0.0028	U		0.022	J		0.000024	J		80			20		
	29.5 ft	VMP - 7 - 29.5 - 083110	8/31/2010	15			<0.025	U		0.00058	J		<0.0025	U		<0.12	J	U	4.1			79			1.3		
		VMP-7-29.5-111910	11/19/2010	16			<0.025	U		0.00068	J		<0.0025	U		0.011	J		3.4			79			1.5		
		VMP-7-29.5-020711	2/7/2011	15			<0.026	U		0.00032	J		<0.0026	U		0.2			2			81			1.5		
		VMP-7-29.5-040711	4/7/2011	13			<0.025	U		0.00022	J		<0.0025	U		0.016	J		1.4			81			4.7		
		VMP-7-29.5-080311	8/3/2011	15			<0.03	U		0.00071	J		<0.003	U		0.0071	J		3.6			80			1.4		
		VMP-7-29.5-111111	11/11/2011	16			<0.018	U		0.00026	J		<0.0018	U		0.0032	J		1.8			80			1.4		
		VMP-7-29.5-020112	2/1/2012	15			<0.018	U		0.00016	J		<0.0018	U		<0.088	U		1			82			2		
		VMP-7-29.5-041312	4/13/2012	8.8			<0.018	U		<0.0018	U		<0.0018	U		0.062	J		0.0019			79			12		
		VMP-7-29.5-072012	7/20/2012	5.6			<0.019	U		<0.0019	U		<0.0019	U		0.014	J		0.000084	J		78			16		
		VMP-7-29.5-072012-Dup	7/20/2012	5.8			<0.019	U		<0.0019	U		<0.0019	U		0.02	J		0.000092	J		77			17		
		VMP-7-29.5-101012	10/10/2012	4.5			<0.029	U		<0.0029	U		<0.0029	U		0.078			0.00022	J		78			17		
	38 ft	VMP-7-38-020711	2/7/2011	16			<0.022	U		0.00063	J		<0.0022	U		0.0087	J		2.2			80			1.5		
		VMP-7-38-040711	4/7/2011	15			<0.026	U		0.00028	J		<0.0026	U		0.013	J		1.8			81			1.9		
		VMP-7-38-020112	2/1/2012	15			<0.017	U		0.00017	J		<0.0017	U		<0.084	U		1.1			81			2.5		
		VMP-7-38-042512	4/25/2012	0.64			<0.024	U		<0.0024	U		<0.0024	U		0.034	J		0.000066	J		79			20		
		VMP-7-38-042512-Dup	4/25/2012	0.54			<0.024	U		<0.0024	U		<0.0024	U		0.04	J		0.000054	J		79			20		
		VMP-7-38-101112	10/11/2012	0.17			<0.027	U		<0.0027	U		<0.0027	U		0.11			0.00011	J		80			20		
VMP-8	5 ft	VMP-8-5-083010	8/30/2010	7.3			<0.027	U		<0.0027	U		<0.0027	U		0.039	J		0.00032			80			13		
		VMP-8-5-111810	11/17/2010	2			<0.023	U		<0.0023	U		<0.0023	U		0.14			0.0002	J		78			20		
		VMP-8-5-021011	2/10/2011	4			<0.025	U		<0.0025	U		<0.0025	U		0.018	J		0.00015	J		81			15		
		VMP-8-5-040711	4/7/2011	2.9			<0.028	U		<0.0028	U		<0.0028	U		0.032	J		0.00017	J		77			20		
		VMP-8-5-072711	7/27/2011	8.8			<0.03	U		<0.003	U		<0.003	U		0.018	J		0.000085	J		79			12		
		VMP-8-5-110311	11/3/2011	0.61			<0.017	U		<0.0017	U		<0.0017	U		<0.086	U		0.0001	J		82			17		
		VMP-8-5-012312	1/23/2012	1.1			<0.019	U		<0.0019	U		<0.0019	U		0.46			0.00024			77			21		
		VMP-8-5-041012	4/10/2012	2.1			<0.024	U		<0.0024	U		<0.0024	U		0.076	J		0.00013	J		81			17		
		VMP-8-5-071312	7/13/2012	2.1			<0.016	U		<0.0016	U		<0.0016	U		22			0.00016			61			15		
		VMP-8-5-073112	7/31/2012	3.5			<0.021	U		<0.0021	U		<0.0021	U		0.0093	J		0.00016	J		78			18		
		VMP-8-5-100412	10/4/2012	2			<0.028	U		<0.0028	U		<0.0028	U		0.11	J		0.000097	J		79			18		
		VMP-8-5-100412-Dup	10/4/2012	2			<0.026	U		<0.0026	U		<0.0026	U		0.051	J		0.000099	J		80			18		
		VMP-8-5-012413	1/24/2013	0.33			<0.13	U		<0.0027	U		<0.0027	U		<0.13	U		0.00019	J		79			21		
	9.5 ft	VMP-8-9.5-083010	8/30/2010	8.4			<0.051	U		<0.0051	U		<0.0051	U		<0.25	J	U	0.000048	J		80			12		
		VMP-8-9.5-083010-DUP	8/30/2010	9.1			<0.025	U		<0.0025	U		<0.0025	U		0.024	J		0.000026	J		81			9.8		
		VMP-8-9.5-111810	11/17/2010	8.5			<0.024	U		<0.0024	U		<0.0024	U		0.026	J		0.000053	J		78			13		
		VMP-8-9.5-021011	2/10/2011	7.9			<0.025	U		<0.0025	U		<0.0025	U		0.015	J		<0.00025	U		79			13		
		VMP-8-9.5-040711	4/7/2011	7.4			<0.028	U		<0.0028	U		<0.0028	U		0.043	J		<0.00028	U		79			14		
		VMP-8-9.5-072711	7/27/2011	7.2			<0.04	U		<0.004	U		<0.004	U		0.0098	J		<0.0004	U		78			15		
		VMP-8-9.5-110311	11/3/2011	6.5			<0.017	U		<0.0017	U		<0.0017	U		0.0035	J		0.000027	J		79			14		
		VMP-8-9.5-012312	1/23/2012	6.2			<0.018	U		<0.0018	U		<0.0018	U		<0.092	U		0.000047	J		78			16		
		VMP-8-9.5-041012	4/10/2012	5.3			<0.024	U		<0.0024	U		<0.0024	U		0.06	J		0.000058	J		80			15		
		VMP-8-9.5-071312	7/13/2012	5.8			<0.019	U		<0.0019	U		<0.0019	U		0.092	J		0.000028	J		78			16		
		VMP-8-9.5-071312-Dup	7/13/2012	5.6			<0.018	U		<0.0018	U		<0.0018	U		0.026	J		0.000039	J		78			16		
		VMP-8-9.5-100412	10/4/2012	4.4			<0.03	U		<0.003	U		<0.003	U		0.032	J		0.00016	J		80			16		
		VMP-8-9.5-012413	1/24/2013	3.4			<0.13	U		<0.0025	U		<0.0025	U		0.051	J		0.000041	J		78			18		
		VMP-8-9.5-012413-Dup	1/24/2013	3.4			<0.13	U		<0.0027	U		<0.0027	U		0.054	J		0.000043	J		78			18		
	23.5 ft	VMP-8-23.5-083010	8/30/2010	9.3			<0.026	U		<0.0026	U		<0.0026	U		0.036	J		0.000032	J		81			9.9		
		VMP-8-23.5-111910	11/19/2010	9.9			<0.025	U		<0.0025	U		<0.0025	U		0.028	J		0.000069	J		79			11		
		VMP-8-23.5-021011	2/10/2011	9.3			<0.027	U		<0.0027	U		<0.0027	U		0.02	J		<0.00027	U		79			12		
		VMP-8-23.5-040711	4/7/2011	8.3			<0.025	U		<0.0025	U		<0.0025	U		0.029	J		<0.00025	U		79			13		
		VMP-8-23.5-040711-DUP	4/7/2011	11			<0.06	U		<0.006	U		<0.006	U		1.2			<0.0006	U		72			16		
		VMP-8-23.5-081011	8/10/2011	8.8			<0.026	U		<0.0026	U		<0.0026	U		0.0086	J		<0.00026	U		79			12		
		VMP-8-23.5-110611	11/6/2011	9.4			<0.019	U		<0.0019	U		<0.0019	U		0.006	J		0.000096	J		68			22		
		VMP-8-23.5-012312	1/23/2012	7.6			<0.019	U		<0.0019	U		<0.0019	U		<0.096	U		0.00029			77			15		
		VMP-8-23.5-041012	4/10/2012	6.3			<0.024	U		<0.0024	U		<0.0024	U		0.13			0.000097	J		80			14		
		VMP-8-23.5-071312	7/13/2012	6.3			<0.021	U		<0.0021	U		<0.0021	U		0.048	J		0.000046	J		79			15		
		VMP-8-23.5-100412	10/4/2012	5.9			<0.029	U		<0.0029	U		<0.0029	U		0.14	J		0.00038			78			16		
		VMP-8-23.5-012413	1/24/2013	4.8			<0.14	U		<0.0029	U		<0.0029	U		<0.14	U		0.000056	J		78			17		

TABLE 7
CUMULATIVE SUMMARY OF SOIL VAPOR ANALYTICAL RESULTS - NATURAL GASES

Location	Depth	Sample ID	Sample Date	Carbon Dioxide			Carbon Monoxide			Ethane			Ethene			Helium			Methane			Nitrogen			Oxygen		
				Result %	Lab Quals	URS Quals	Result %	Lab Quals	URS Quals	Result %	Lab Quals	URS Quals	Result %	Lab Quals	URS Quals	Result %	Lab Quals	URS Quals	Result %	Lab Quals	URS Quals	Result %	Lab Quals	URS Quals	Result %	Lab Quals	URS Quals
VMP-9	5 ft	VMP-9-5-082610	8/26/2010	10			<0.023	U		<0.0023	U		<0.0023	U		0.012	J		0.000061	J		81			9.1		
		VMP-9-5-111910	11/19/2010	14			<0.024	U		<0.0024	U		<0.0024	U		0.042	J		0.00036			82			3.8		
		VMP-9-5-020811	2/8/2011	1.5			<0.022	U		<0.0022	U		<0.0022	U		0.01	J		<0.00022	U		78			20		
		VMP-9-5-040611	4/6/2011	10			<0.061	U		<0.0061	U		<0.0061	U		0.034	J		<0.00061	U		83			6.8		
		VMP-9-5-080211	8/2/2011	15			<0.03	U		<0.003	U		<0.003	U		0.015	J		0.24			83			1.8		
		VMP-9-5-110411	11/4/2011	3			<0.018	U		<0.0018	U		<0.0018	U		0.0093	J		0.000035	J		80			17		
		VMP-9-5-012612	1/26/2012	12			<0.015	U		<0.0015	U		<0.0015	U		<0.074	U		0.00017			82			6		
		VMP-9-5-041112	4/11/2012	0.34			<0.023	U		<0.0023	U		<0.0023	U		0.22			0.00009	J		80			19		
		VMP-9-5-071312	7/13/2012	0.045			<0.019	U		<0.0019	U		<0.0019	U		0.014	J		0.00022			79			21		
		VMP-9-5-101012	10/10/2012	0.21			<0.029	U		<0.0029	U		<0.0029	U		0.089			0.000099	J		80			20		
		[3]VMP-9-5-012513	1/25/2013	0.16	J	J	<0.21	U	UJ	0.00013	J	J	<0.0042	U	UJ	0.28	J	J	0.00029	J	J	66	J	J	34	J	J
		VMP-9-5-021513	2/15/2013	0.16			<0.14	U		<0.0028	U		<0.0028	U		<0.14	U		0.00013	J		79			21		
	11.5 ft	VMP-9-11.5-082610	8/26/2010	15			<0.026	U		0.00015	J		<0.0026	U		0.042	J		1.8			82			1.4		
		VMP-9-11.5-111910	11/19/2010	16			<0.027	U		<0.0027	U		<0.0027	U		0.021	J		1.5			81			1.6		
		VMP-9-11.5-020911	2/9/2011	10			<0.027	U		<0.0027	U		<0.0027	U		0.024	J		<0.00027	U		83			7		
		VMP-9-11.5-020911-DUP	2/9/2011	9.9			<0.021	U		<0.0021	U		<0.0021	U		0.0097	J		<0.00021	U		82			8.4		
		VMP-9-11.5-040611	4/6/2011	13			<0.059	U		<0.0059	U		<0.0059	U		0.035	J		0.0025			84			3.2		
		VMP-9-11.5-080211	8/2/2011	15			<0.028	U		0.0002	J		<0.0028	U		0.013	J		3			80			1.4		
		VMP-9-11.5-110411	11/4/2011	8.2			<0.018	U		<0.0018	U		<0.0018	U		0.0058	J		0.000029	J		80			12		
		VMP-9-11.5-012612	1/26/2012	14			<0.016	U		<0.0016	U		<0.0016	U		0.048	J		0.00003	J		83			2.8		
		VMP-9-11.5-041112	4/11/2012	1			<0.023	U		<0.0023	U		<0.0023	U		0.43			<0.00023	U		80			19		
		VMP-9-11.5-071312	7/13/2012	1.4			<0.021	U		<0.0021	U		<0.0021	U		0.14			<0.00021	U		79			19		
		VMP-9-11.5-101012	10/10/2012	0.43			<0.036	U		<0.0036	U		<0.0036	U		0.24			0.000051	J		79			20		
		VMP-9-11.5-012513	1/25/2013	0.3			<0.12	U		<0.0023	U		<0.0023	U		<0.12	U		0.000037	J		80			20		
		VMP-9-11.5-012513-DUP	1/25/2013	0.31			<0.13	U		<0.0025	U		<0.0025	U		0.027	J		0.00006	J		80			20		
	25.5 ft	VMP-9-25.5-082610	8/26/2010	14			<0.024	U		0.00042	J		<0.0024	U		0.012	J	J	4.3			80			1.7		
		VMP-9-25.5-082610-DUP	8/26/2010	14			<0.026	U		0.0004	J		<0.0026	U		0.04	J	J	4.3			80			1.5		
		VMP-9-25.5-111910	11/19/2010	15			<0.028	U		0.0002	J		<0.0028	U		<0.14	U		3			80			1.6		
		VMP-9-25.5-020911	2/9/2011	15			<0.025	U		<0.0025	U		<0.0025	U		0.011	J		0.98			83			1.3		
		VMP-9-25.5-040811	4/8/2011	12			<0.026	U		<0.0026	U		<0.0026	U		9.2			0.64			75			3.3		
		VMP-9-25.5-080211	8/2/2011	14			<0.028	U		0.00024	J		<0.0028	U		0.012	J		3.5			81			1.5		
		VMP-9-25.5-110711	11/7/2011	16			<0.019	U		0.000059	J		<0.0019	U		0.0034	J		1.1			81			1.9		
		VMP-9-25.5-110711-DUP	11/7/2011	15			<0.016	U		0.000055	J		<0.0016	U		0.0058	J		1			82			1.6		
		VMP-9-25.5-012612	1/26/2012	15			<0.016	U		<0.0016	U		<0.0016	U		<0.08	U		0.43			83			1.5		
		VMP-9-25.5-041112	4/11/2012	3.2			<0.023	U		<0.0023	U		<0.0023	U		0.082	J		<0.00023	U		80			17		
		VMP-9-25.5-071312	7/13/2012	3			<0.026	U		<0.0026	U		<0.0026	U		0.088	J		<0.00026	U		78			19		
		VMP-9-25.5-071312-Dup	7/13/2012	3			<0.026	U		<0.0026	U		<0.0026	U		0.076	J		<0.00026	U		78			19		
		VMP-9-25.5-101012	10/10/2012	1.6			<0.026	U		<0.0026	U		<0.0026	U		0.033			<0.00026	U		79			19		
		VMP-9-25.5-013013	1/30/2013	1.3			<0.14	U		0.000062	J		<0.0028	U		<0.14	U		<0.00028	U		79			20		
	38.5 ft	VMP-9-38.5-020911	2/9/2011	16			<0.021	U		0.00011	J		<0.0021	U		<0.1	U		1.4			81			1.5		
		VMP-9-38.5-040811	4/8/2011	15			<0.028	U		<0.0028	U		<0.0028	U		0.11	J		1.1			82			1.6		
		VMP-9-38.5-012612	1/26/2012	15			<0.017	U		<0.0017	U		<0.0017	U		<0.084	U		0.47			83			1.7		
		VMP-9-38.5-041112	4/11/2012	7.8			<0.021	U		<0.0021	U		<0.0021	U		0.036	J		0.00094			78			14		
		VMP-9-38.5-071312	7/13/2012	5.5			<0.028	U		<0.0028	U		<0.0028	U		0.1	J		0.00012	J		78			16		
		VMP-9-38.5-101012	10/10/2012	5.9			<0.028	U		<0.0028	U		<0.0028	U		0.024	J		0.0054			80			14		
		VMP-9-38.5-013013	1/30/2013	5.9			<0.14	U		0.000066	J		<0.0028	U		<0.14	U		0.00013	J		79			15		
VMP-10	5 ft	VMP-10-5-090710	9/7/2010	5.2			<0.026	U		<0.0026	U		<0.0026	U		<0.13	J	U	0.00017	J		80			15		
		VMP-10-5-111810	11/17/2010	3.2			<0.024	U		<0.0024	U		<0.0024	U		0.024	J		<0.00024	U		79			18		
		VMP-10-5-021011	2/10/2011	3.8			<0.024	U		<0.0024	U		<0.0024	U		0.0094	J		0.00014	J		79			17		
		VMP-10-5-040511	4/5/2011	0.38			<0.022	U		<0.0022	U		<0.0022	U		0.29			0.00017	J		78			21		
		VMP-10-5-07/2911	7/29/2011	3.8			<0.052	U		<0.0052	U		<0.0052	U		0.16	J		<0.00052	U		79			17		
		VMP-10-5-110411	11/4/2011	2.5			<0.014	U		<0.0014	U		<0.0014	U		0.042	J		0.000056	J		78			19		
		VMP-10-5-012512	1/26/2012	3.3			<0.018	U		<0.0018	U		<0.0018	U		0.046	J		<0.00018	U		79			18		
		VMP-10-5-041212	4/12/2012	2.8			<0.019	U		<0.0019	U		<0.0019	U		0.071	J		0.000025	J		79			18		
		VMP-10-5-071312	7/13/2012	2.2			<0.026	U		<0.0026	U		<0.0026	U		0.059	J		0.00003	J		79			19		
		VMP-10-5-101612	10/16/2012	2.1			<0.03	U		<0.003	U		<0.003	U		0.047	J		0.00032			80			18		
		VMP-10-5-012913	1/29/2013	0.11			<0.14	U		<0.0028	U		<0.0028	U		0.1	J		0.0001	J		79			21		
		VMP-10-5-012913-DUP	1/29/2013	0.1			<0.16	U		<0.0031	U		<0.0031	U		<0.16	U		0.0001	J		80			20		
	10 ft	VMP-10-10-090710	9/7/2010	7.6			<0.026	U		<0.0026	U		<0.0026	U		<0.13	J	U	0.00013	J		79			13		
		VMP-10-10-111810	11/17/2010	5.3			<0.026	U		<0.0026	U		<0.0026	U		0.0082	J		<0.00026	U		79			16		
		VMP-10-10-021111	2/11/2011	4			<0.02	U		<0.002	U		<0.002	U		0.016	J		0.00009	J		79			17		
		VMP-10-10-040611	4/6/2011	2.2			<0.026	U		<0.0026	U		<0.0026	U		0.026	J		0.000048	J		79			19		
		VMP-10-10-072911	7/29/2011	5.5			<0.028	U		<0.0028	U		<0.0028	U		0.6			<0.00028	U		80			14		
		VMP-10-10-110411	11/4/2011	4.2			<0.018	U		<0.0018	U		<0.0018	U		0.016	J		<0.00018	U		80			16		
		VMP-10-10-110411-DUP	11/4/2011	4.3			<0.018	U		<0.0018	U		<0.0018	U		0.016	J		<0.00018	U		80			16		
		VMP-10-10-012512	1/26/2012	4			<0.018	U		<0.0018	U		<0.0018	U		<0.088	U		<0.00018	U		79			17		
		VMP-10-10-012512-DUP	1/26/2012	4.1			<0.018	U		<0.0018	U		<0.0018	U		<0.092	U		0.00011	J		79			17		
		VMP-10-10-041112	4/11/2012	3.9			<0.024	U		<0.0024	U		<0.0024	U		0.067	J		0.000046	J		80			16		
		VMP-10-10-071312	7/13/2012	3.2			<0.025	U		<0.0025	U		<0.0025	U		0.11	J		<0.00025	U		80			17		
		VMP-10-10-101612	10/16/2012	2.7			<0.032	U		<0.0032	U		<0.0032	U		0.049	J		0.00026	J		80			17		
		VMP-10-10-012913	1/29/2013	0.15			<0.13	U		<0.0025	U		<0.0025	U		<0.13	U		0.000034	J		80			20		
	20 ft	VMP-10-20-090710	9/7/2010	0.22			<0.056	U		<0.0056	U		<0.0056	U		<0.28	J	U	0.00019	J		80			20		
		VMP-10-20-090710-DUP	9/7/2010	0.16			<0.052	U		<0.0052	U		<0.0052	U		0.076	J		0.00025	J		74			26		
		VMP-10-20-111810	11/17/2010	8.3			<0.049	U		<0.0049	U		<0.0049	U		0.0098	J		<0.00049	U		79			13		
		VMP-10-20-111810-Dup	11/17/2010	7.4			<0.025	U		<0.0025	U		<0.0025	U		0.0043	J		0.000045	J		78			14		
		VMP-10-20-021111	2/11/2011	6.4			<0.051	U		<0.0051	U		<0.0051	U		0.012	J		<0.00051	U		78			16		
		VMP-10-20-040611	4/6/2011	0.58			<0.029	U		<0.0029	U		<0.0029	U		0.028	J		0.00019	J		78			21		
		VMP-10-20-072911	7/29/2011	7.1			<0.027	U		<0.0027	U		<0.0027	U		<0.14	U		<0.00027	U		80			13		
		VMP-10-20-110411	11/4/2011	4.6			<0.018	U		<0.0018	U		<0.0018	U		0.062	J		0.000073	J		79			16		
		VMP-10-20-012612	1/26/2012	5.6			<0.017	U		<0.0017	U		<0.0017	U		<0.084	U		0.000016	J		79			15		
		VMP-10-20-041212	4/12/2012	5.1			<0.019	U		<0.0019	U		<0.0019	U		0.065	J		0.000037	J		80			15		
		VMP-10-20-071612	7/16/2012	5			<0.024	U		<0.0024	U		<0.0024	U		0.09	J		<0.00024	U		79			16		
		VMP-10-20-101612	10/16/2012	4.3			<0.032	U		<0.0032	U		<0.0032	U		0.057	J		0.000026	J		81			15		
		VMP-10-20-012913	1/29/2013	0.45			<0.29	U		<0.0058	U		<0.0058	U		<0.29	U		<0.00058	U		78			21		
	30 ft	VMP-10-30-041212	4/12/2012	6.1			<0.032	U		<0.0032	U		<0.0032	U		0.085	J		0.00092			80			14		
		VMP-10-30-071612	7/16/2012	5.9			<0.023	U		<0.0023	U		<0.0023	U		0.053	J		0.00026			79			15		
		VMP-10-30-101612	10/16/2012	5.1			<0.03	U		<0.003	U		<0.003	U		0.04	J		0.000095	J		80			15		
		VMP-10-30-012913	1/29/2013	2.2			<0.15	U		<0.003	U		<0.003	U		<0.15	U		0.000055	J		79			19		

SEE LAST PAGE OF TABLE FOR NOTES

TABLE 7
CUMULATIVE SUMMARY OF SOIL VAPOR ANALYTICAL RESULTS - NATURAL GASES

Location	Depth	Sample ID	Sample Date	Carbon Dioxide			Carbon Monoxide			Ethane			Ethene			Helium			Methane			Nitrogen			Oxygen		
				Result %	Lab Quals	URS Quals	Result %	Lab Quals	URS Quals	Result %	Lab Quals	URS Quals	Result %	Lab Quals	URS Quals	Result %	Lab Quals	URS Quals	Result %	Lab Quals	URS Quals	Result %	Lab Quals	URS Quals	Result %	Lab Quals	URS Quals
VMP-11	5 ft	VMP-11-5-090710	9/7/2010	8			<0.025	U		<0.0025	U		<0.0025	U		<0.12	J	U	0.00072			80			12		
		VMP-11-5-112210	11/22/2010	10			<0.026	U		<0.0026	U		<0.0026	U		0.016	J		0.000096	J		80			9.4		
		VMP-11-5-021111	2/11/2011	8.5			<0.023	U		<0.0023	U		<0.0023	U		0.018	J		0.00004	J		80			11		
		VMP-11-5-040611	4/6/2011	8			<0.027	U		<0.0027	U		<0.0027	U		0.022	J		0.002			80			12		
		VMP-11-5-080711	8/7/2011	7.1			<0.03	U		<0.003	U		<0.003	U		0.01	J		<0.0003	U		79			14		
		VMP-11-5-111111	11/11/2011	11			<0.018	U		<0.0018	U		<0.0018	U		0.65			0.000078	J		80			8.3		
		VMP-11-5-012612	1/26/2012	9.6			<0.018	U		<0.0018	U		<0.0018	U		<0.088	U		0.000049	J		81			9.5		
		VMP-11-5-041912	4/19/2012	3.4			<0.026	U		<0.0026	U		<0.0026	U		0.052	J		0.00024	J		73			24		
		VMP-11-5-071912	7/16/2012	2.4			<0.034	U		<0.0034	U		<0.0034	U		0.075	J		0.000057	J		78			19		
		VMP-11-5-101612	10/16/2012	4.2			<0.028	U		<0.0028	U		<0.0028	U		0.028	J		0.000053	J		81			15		
		VMP-11-5-012913	1/29/2013	0.47			<0.29	U		0.00016	J		<0.0058	U		0.74			0.000098	J		77			22		
	8 ft	VMP-11-8-080910	9/8/2010	7.8			<0.053	U		<0.0053	U		<0.0053	U		0.018	J		0.0011			76			16		
		VMP-11-8-112210	11/22/2010	11			<0.026	U		<0.0026	U		<0.0026	U		0.031	J		<0.00026	U		80			8.8		
		VMP-11-8-021111	2/11/2011	9.4			<0.025	U		<0.0025	U		<0.0025	U		<0.12	U		<0.00025	U		81			9.7		
		VMP-11-8-021111-DUP	2/11/2011	9.4			<0.024	U		<0.0024	U		<0.0024	U		0.014	J		<0.00024	U		81			9.9		
		VMP-11-8-040611	4/6/2011	8.2			<0.028	U		<0.0028	U		<0.0028	U		0.017	J		0.00007	J		81			11		
		VMP-11-8-040611-DUP	4/6/2011	8.1			<0.029	U		<0.0029	U		<0.0029	U		0.034	J		0.000058	J		80			12		
		VMP-11-8-080711	8/7/2011	10			<0.03	U		<0.003	U		<0.003	U		0.015	J		<0.0003	U		81			9		
		VMP-11-8-111411	11/14/2011	9.7			<0.018	U		<0.0018	U		<0.0018	U		0.013	J		0.000055	J		80			9.7		
		VMP-11-8-012612	1/26/2012	10			<0.017	U		<0.0017	U		<0.0017	U		0.025	J		0.000023	J		81			9.1		
		VMP-11-8-041912	4/19/2012	4.6			<0.025	U		<0.0025	U		<0.0025	U		0.11	J		0.000048	J		78			17		
		VMP-11-8-072012	7/20/2012	3.7			<0.02	U		<0.002	U		<0.002	U		0.056	J		0.000055	J		79			17		
		VMP-11-8-101612	10/16/2012	4			<0.029	U		<0.0029	U		<0.0029	U		0.037	J		0.000059	J		80			16		
		VMP-11-8-101612-Dup	10/16/2012	4.2			<0.029	U		<0.0029	U		<0.0029	U		0.04	J		0.000044	J		80			16		
		VMP-11-8-012913	1/29/2013	1.1			<0.15	U		0.000092	J		<0.003	U		<0.15	U		0.000049	J		80			19		
	29 ft	VMP-11-29-090810	9/8/2010	14			<0.026	U		<0.0026	U		<0.0026	U		1			0.048			83			1.6		
		VMP-11-29-112210	11/22/2010	14			<0.028	U		<0.0028	U		<0.0028	U		0.0073	J		0.071			84			1.9		
		VMP-11-29-112210-Dup	11/22/2010	14			<0.028	U		<0.0028	U		<0.0028	U		0.013	J		0.071			84			1.5		
		VMP-11-29-021411	2/14/2011	14			<0.025	U		<0.0025	U		<0.0025	U		0.013	J		0.00048			82			3.6		
		VMP-11-29-040611	4/6/2011	15			<0.028	U		<0.0028	U		<0.0028	U		0.031	J		0.00062			83			1.8		
		VMP-11-29-082511	8/25/2011	14			<0.028	U		<0.0028	U		<0.0028	U		0.0056	J		0.0025			84			2		
		VMP-11-29-082511-Dup	8/25/2011	14			<0.028	U		<0.0028	U		<0.0028	U		0.0044	J		0.00013	J		84			2		
		VMP-11-29-111411	11/14/2011	14			<0.018	U		<0.0018	U		<0.0018	U		0.0064	J		0.00017	J		83			2.8		
		VMP-11-29-012612	1/26/2012	16			<0.017	U		<0.0017	U		<0.0017	U		<0.084	U		0.00022			82			1.9		
		VMP-11-29-042712	4/27/2012	10			<0.024	U		<0.0024	U		<0.0024	U		0.011	J		0.00004	J		81			8.7		
		VMP-11-29-072012	7/23/2012	7.2			<0.018	U		<0.0018	U		<0.0018	U		0.059	J		0.000098	J		80			13		
		VMP-11-29-101612	10/16/2012	9.2			<0.03	U		<0.003	U		<0.003	U		0.093	J		0.000089	J		78			13		
		VMP-11-29-012913	1/29/2013	2.8			<0.14	U		0.0001	J		<0.0029	U		0.071	J		0.000079	J		78			19		
	38 ft	VMP-11-38-042312	4/23/2012	17			<0.018	U		<0.0018	U		<0.0018	U		0.017	J		0.0066			82			1.5		
		VMP-11-38-042312-Dup	4/23/2012	17			<0.018	U		<0.0018	U		<0.0018	U		0.02	J		0.0067			81			1.7		
		VMP-11-38-072312	7/23/2012	16			<0.02	U		<0.002	U		<0.002	U		0.084	J		0.0037			82			1.5		
		VMP-11-38-101612	10/16/2012	13			<0.03	U		<0.003	U		<0.003	U		0.1	J		0.0023			80			7.2		
		VMP-11-38-013013	1/30/2013	8.2			<0.14	U		0.000083	J		<0.0028	U		0.06	J		0.0011			78			14		
VMP-12	5 ft	VMP-12-5-090310	9/3/2010	12			<0.027	U		0.0012	J		<0.0027	U		<0.13	U		36			49			0.97		
		VMP-12-5-120310	12/3/2010	13			<0.021	U		0.001	J		<0.0021	U		0.0086	J		36			47			1.3		
		VMP-12-5-021511	2/15/2011	7.6			<0.024	U		0.00044	J		<0.0024	U		0.021	J		18			72			1.6		
		VMP-12-5-041911	4/19/2011	7.4			<0.029	U		0.00088	J		<0.0029	U		0.023	J		31			59			1.4		
		VMP-12-5-080411	8/4/2011	12			<0.029	U		0.00068	J		<0.0029	U		0.062	J		24			61			2.1		
		VMP-12-5-111611	11/16/2011	7			<0.016	U		<0.0016	U		<0.0016	U		0.0056	J		0.0003			77			16		
		VMP-12-5-012412	1/24/2012	2.8			<0.018	U		<0.0018	U		<0.0018	U		1.4			0.0045			76			20		
		VMP-12-5-041912	4/19/2012	4			<0.024	U		<0.0024	U		<0.0024	U		0.57			0.000054	J		81			14		
		VMP-12-5-072612	7/26/2012	0.17			<0.02	U		<0.002	U		<0.002	U		0.2			0.00017	J		80			20		
		VMP-12-5-072612-Dup	7/26/2012	0.17			<0.018	U		<0.0018	U		<0.0018	U		0.13			0.00017	J		80			20		
		VMP-12-5-102412	10/24/2012	0.14			<0.03	U		<0.003	U		<0.003	U		0.028	J		0.0001	J		81			19		
		VMP-12-5-021813	2/18/2013	0.089			<0.13	U		<0.0027	U		<0.0027	U		0.34			0.000044	J		78			21		
	11.5 ft	VMP-12-11.5-090310	9/3/2010	13			<0.028	U		0.0011	J		<0.0028	U		<0.14	U		38			46			1.1		
		VMP-12-11.5-120310	12/3/2010	11			<0.021	U		0.00072	J		<0.0021	U		0.039	J		27			58			2.5		
		VMP-12-11.5-021511	2/15/2011	9.1			<0.027	U		0.00099	J		<0.0027	U		0.022	J		35			53			1.5		
		VMP-12-11.5-021511-DUP	2/15/2011	8.6			<0.023	U		0.00094	J		<0.0023	U		0.04	J		34			54			2.3		
		VMP-12-11.5-041911	4/19/2011	9.2			<0.026	U		0.0011	J		<0.0026	U		0.023	J		37			50			1.6		
		VMP-12-11.5-080411	8/4/2011	12			<0.028	U		0.00052	J		<0.0028	U		<0.14	U		21			64			1.7		
		VMP-12-11.5-111611	11/16/2011	7.7			<0.017	U		<0.0017	U		<0.0017	U		<0.084	U		0.16			80			12		
		VMP-12-11.5-012412	1/24/2012	9.6			<0.017	U		<0.0017	U		<0.0017	U		0.031	J		3.3			84			2.7		
		VMP-12-11.5-041912	4/19/2012	5.8			<0.026	U		<0.0026	U		<0.0026	U		0.073	J		1.3			80			13		
		VMP-12-11.5-082012	8/20/2012	0.22			<0.03	U		<0.003	U		<0.003	U		<0.15	U		0.00012	J		80			20		
		VMP-12-11.5-102612	10/26/2012	0.11			<0.029	U		<0.0029	U		<0.0029	U		0.038	J		0.00014	J		80			20		
		VMP-12-11.5-021813	2/18/2013	0.13			<0.14	U		<0.0029	U		<0.0029	U		0.1	J		0.000079	J		80			20		
	25 ft	VMP-12-25-090310	9/3/2010	13			<0.026	U		0.0012	J		<0.0026	U		<0.13	J	U	36			47			0.99		
		VMP-12-25-120310	12/3/2010	13			<0.022	U		0.000091	J		<0.0022	U		<0.11	U		4.8			80			1.5		
		VMP-12-25-021511	2/15/2011	13			<0.027	U		0.00089	J		<0.0027	U		0.026	J		32			52			1.4		
		VMP-12-25-041911	4/19/2011	13			<0.028	U		0.00097	J		<0.0028	U		0.032	J		35			49			1.1		
		VMP-12-25-080411	8/4/2011	12			<0.026	U		0.001	J		<0.0026	U		0.013	J		35			49			2.2		
		VMP-12-25-111611	11/16/2011	12			<0.016	U		0.001	J		<0.0016	U		<0.078	U		36			49			1.5		
		VMP-12-25-012412	1/24/2012	12			<0.017	U		0.00086	J		<0.0017	U		0.0067	J		31			54			1.3		J
		VMP-12-25-012412-DUP	1/24/2012	12			<0.018	U		0.00085	J		<0.0018	U		0.043	J		30			55			1.8		J
		VMP-12-25-041912	4/19/2012	9.5			<0.018	U		0.00067	J		<0.0018	U		0.046	J		29			58			2.3		
		VMP-12-25-072712	7/27/2012	12			<0.02	U		0.00012	J		<0.002	U		0.037	J		4.8			81			1.9		
		VMP-12-25-072712-Dup	7/27/2012	12			<0.02	U		0.000088	J		<0.002	U		0.035	J		5			81			1.6		
		VMP-12-25-102512	10/25/2012	12			<0.029	U		<0.0029	U		<0.0029	U		0.055	J		0.92			85			1.8		
		VMP-12-25-021513	2/15/2013	12			<0.13	U		0.00025	J		<0.0026	U		<0.13	U		12			74			1.4		
	39 ft	VMP-12-39-041911	4/19/2011	13			<0.03	U		0.0014	J		<0.003	U		0.014	J		42			42			1		
		VMP-12-39-012412	1/24/2012	12			<0.018	U		0.0017	J		<0.0018	U		<0.088	U		49			36			1.1		
		VMP-12-39-041912	4/19/2012	12			<0.018	U		0.0009	J		<0.0018	U		0.082	J		40			46			1		
		VMP-12-39-072612	7/26/2012	12			<0.02	U		0.0005	J		<0.002	U		0.034	J		21			65			1.4		
		VMP-12-39-102412	10/24/2012	14			<0.032	U		0.00078	J		<0.0032	U		0.035			12			72			1.6		
		VMP-12-39-021513	2/15/2013	14			<0.12	U		0.00064	J		<0.0024	U		<0.12	U		26			58			1.5		

SEE LAST PAGE OF TABLE FOR NOTES

TABLE 7
CUMULATIVE SUMMARY OF SOIL VAPOR ANALYTICAL RESULTS - NATURAL GASES

Location	Depth	Sample ID	Sample Date	Carbon Dioxide			Carbon Monoxide			Ethane			Ethene			Helium			Methane			Nitrogen			Oxygen		
				Result %	Lab Quals	URS Quals	Result %	Lab Quals	URS Quals	Result %	Lab Quals	URS Quals	Result %	Lab Quals	URS Quals	Result %	Lab Quals	URS Quals	Result %	Lab Quals	URS Quals	Result %	Lab Quals	URS Quals	Result %	Lab Quals	URS Quals
VMP-13	5 ft	VMP 13-5-091310	9/13/2010	8.4			<0.026	U		<0.0026	U		<0.0026	U		<0.13	U		0.00088			84			7		
		VMP-13-5-120110	12/1/2010	6.1			<0.023	U		<0.0023	U		<0.0023	U		0.047	J		<0.00023	U		81			13		
		VMP-13-5-021811	2/18/2011	3.6			<0.073	U		<0.0073	U		<0.0073	U		0.017	J		0.0048			80			16		
		VMP-13-5-040511	4/5/2011	3.4			<0.055	U		<0.0055	U		<0.0055	U		0.079	J		<0.00055	U		81			16		
		VMP-13-5-080911	8/9/2011	9.1			<0.03	U		<0.003	U		<0.003	U		0.24			0.0095			84			6.5		
		VMP-13-5-080911-DUP	8/9/2011	6.2			<0.026	U		<0.0026	U		<0.0026	U		0.17			0.0061			83			11		
		VMP-13-5-111411	11/14/2011	6.2			<0.018	U		<0.0018	U		<0.0018	U		0.0074	J		0.000065	J		82			12		
		VMP-13-5-012712	1/27/2012	4.6			<0.016	U		<0.0016	U		<0.0016	U		0.0064	J		0.000092	J		81			14		
		VMP-13-5-042012	4/20/2012	3.4			<0.026	U		<0.0026	U		<0.0026	U		<0.13	U		0.000032	J		81			16		
		VMP-13-5-071912	7/19/2012	4.3			<0.024	U		<0.0024	U		<0.0024	U		0.14			0.000083	J		80			16		
		VMP-13-5-071912-Dup	7/19/2012	4.4			<0.024	U		<0.0024	U		<0.0024	U		0.032	J		0.000079	J		80			16		
		VMP-13-5-100912	10/9/2012	2.8			<0.037	U		<0.0037	U		<0.0037	U		0.034	J		0.000091	J		79			18		
		VMP-13-5-012913	1/29/2013	0.24			<0.16	U		<0.0031	U		<0.0031	U		0.091	J		0.000061	J		79			21		
	10.5 ft	VMP 13-10.5-091310	9/13/2010	11			<0.049	U		<0.0049	U		<0.0049	U		<0.24	U		0.068			86			3.4		
		VMP 13-10.5-091310-Dup	9/13/2010	11			<0.048	U		<0.0048	U		<0.0048	U		<0.24	U		0.076			85			3.6		
		VMP-13-10.5-120110	12/1/2010	8.6			<0.026	U		<0.0026	U		<0.0026	U		0.028	J		0.00032			82			8.8		
		VMP-13-10.5-120110-DUP	12/1/2010	8.6			<0.027	U		<0.0027	U		<0.0027	U		<0.14	U		0.0003			83			8.7		
		VMP-13-10.5-021811	2/18/2011	12			<0.027	U		0.00022	J		<0.0027	U		<0.13	U		1.1			84			2.5		
		VMP-13-10.5-021811-DUP	2/18/2011	12			<0.026	U		0.00023	J		<0.0026	U		0.021	J		1.1			85			1.9		
		VMP-13-10.5-040511-DUP	4/5/2011	5.9			<0.028	U		<0.0028	U		<0.0028	U		0.023	J		<0.00028	U		83			11		
		VMP-13-10.5-080911	8/9/2011	11			<0.03	U		0.00012	J		<0.003	U		0.0088	J		0.59			87			1.7		
		VMP-13-10.5-111411	11/14/2011	7			<0.018	U		<0.0018	U		<0.0018	U		0.0057	J		0.000084	J		83			10		
		VMP-13-10.5-012712	1/26/2012	5.8			<0.017	U		<0.0017	U		<0.0017	U		0.23			0.000062	J		82			12		
		VMP-13-10.5-012712-DUP	1/26/2012	5.9			<0.018	U		<0.0018	U		<0.0018	U		0.75			0.000064	J		81			12		
		VMP-13-10.5-042012	4/20/2012	4.2			<0.023	U		<0.0023	U		<0.0023	U		<0.11	U		0.00005	J		81			15		
		VMP-13-10.5-071912	7/19/2012	5.9			<0.024	U		<0.0024	U		<0.0024	U		0.045	J		0.00005	J		81			13		
		VMP-13-10.5-100912	10/9/2012	3.4			<0.025	U		<0.0025	U		<0.0025	U		<0.12	J	U	0.000085	J		78			18		
		VMP-13-10.5-100912-Dup	10/9/2012	3.6			<0.038	U		<0.0038	U		<0.0038	U		0.023	J		0.000066	J		79			17		
		VMP-13-10.5-013013	1/30/2013	0.32			<0.13	U		<0.0025	U		<0.0025	U		0.075	J		0.000075	J		79			21		
	21.5 ft	VMP 13-21.5-091310	9/13/2010	12			<0.024	U		0.00034	J		<0.0024	U		<0.12	U		2			83			2.5		
		VMP-13-21.5-120110	12/1/2010	13			<0.024	U		0.00037	J		<0.0024	U		0.02	J		1.8			83			1.8		
		VMP-13-21.5-021811	2/18/2011	12			<0.025	U		0.00026	J		<0.0025	U		0.027	J		1.2			85			1.9		
		VMP-13-21.5-040511	4/5/2011	7.5			<0.024	U		0.0002	J		<0.0024	U		0.029	J		0.88			83			8.2		
		VMP-13-21.5-080911	8/9/2011	11			<0.03	U		0.00038	J		<0.003	U		0.0062	J		1.9			85			1.6		
		VMP-13-21.5-111411	11/14/2011	11			<0.018	U		0.00026	J		<0.0018	U		0.005	J		1.1			86			1.5		
		VMP-13-21.5-111411-DUP	11/14/2011	11			<0.018	U		0.00025	J		<0.0018	U		0.0038	J		1.1			86			1.5		
		VMP-13-21.5-012712	1/27/2012	12			<0.016	U		0.00012	J		<0.0016	U		<0.08	U		0.5			85			2.8		
		VMP-13-21.5-042012	4/20/2012	10			<0.024	U		<0.0024	U		<0.0024	U		<0.12	U		0.074			82			8.3		
		VMP-13-21.5-071912	7/19/2012	10			<0.025	U		<0.0025	U		<0.0025	U		0.042	J		0.0027			82			7.7		
		VMP-13-21.5-100912	10/9/2012	15			<0.03	U		<0.003	U		<0.003	U		<0.051		U	0.0015			83			2		
		VMP-13-21.5-013013	1/30/2013	1.4			<0.15	U		<0.003	U		<0.003	U		<0.15	U		0.00002	J		79			20		
	29.5 ft	VMP-13-29.5-021811	2/18/2011	13			<0.022	U		0.00052	J		<0.0022	U		0.01	J		1.8			83			1.6		
		VMP-13-29.5-040511	4/5/2011	12			<0.022	U		0.00047	J		<0.0022	U		0.0083	J		2			84			1.7		
		VMP-13-29.5-013012	1/30/2012	12			<0.017	U		0.0002	J		<0.0017	U		0.023	J		0.84			85			2		
		VMP-13-29.5-042012	4/20/2012	12			<0.017	U		0.00014	J		<0.0017	U		0.0058	J		0.4			86			1.5		
		VMP-13-29.5-071912	7/19/2012	13			<0.019	U		0.000073	J		<0.0019	U		0.084	J		0.18			85			1.7		
		VMP-13-29.5-100912	10/9/2012	14			<0.03	U		0.000076	J		<0.003	U		0.042	J		0.19			84			1.5		
		VMP-13-29.5-013013	1/30/2013	5.2			<0.13	U		<0.0026	U		<0.0026	U		<0.13	U		0.0037			79			16		
VMP-14	5 ft	VMP 14-5-091010	9/10/2010	19			<0.025	U		0.0063			<0.0025	U		0.01	J		10			69			1.8		
		VMP-14-5-120110	12/1/2010	2.6			<0.024	U		<0.0024	U		<0.0024	U		0.025	J		0.00007	J		85			12		
		VMP-14-5-021711	2/17/2011	1.9			<0.026	U		<0.0026	U		<0.0026	U		0.031	J		0.016			93			5		
		VMP-14-5-040511	4/5/2011	2.6			<0.027	U		<0.0027	U		<0.0027	U		0.025	J		0.0022			78			19		
		VMP-14-5-080811	8/8/2011	16			<0.028	U		0.0081			<0.0028	U		0.0098	J		19			62			1.8		
		VMP-14-5-111411	11/14/2011	8.2			<0.018	U		<0.0018	U		<0.0018	U		1.5			0.000018	J		76			14		
		VMP-14-5-042012	4/20/2012	2.9			<0.025	U		<0.0025	U		<0.0025	U		0.026	J		<0.00025	U		79			18		
		VMP-14-5-072312	7/23/2012	8.5			<0.021	U		<0.0021	U		<0.0021	U		0.039	J		<0.00021	U		80			11		
		VMP-14-5-101012	10/10/2012	1.2			<0.029	U		<0.0029	U		<0.0029	U		0.14			0.000042	J		78			21		
		VMP-14-5-013113	1/31/2013	0.09			<0.13	U		<0.0027	U		<0.0027	U		0.15			0.000058	J		79			21		
	11.5 ft	VMP 14-11.5-091010	9/10/2010	16			<0.023	U		0.01			<0.0023	U		0.0087	J		20			62			1.1		
		VMP-14-11.5-120110	12/2/2010	3.6			<0.025	U		0.001	J		<0.0025	U		0.029	J		2.8			92			1.6		
		VMP-14-11.5-120110-DUP	12/2/2010	3.6			<0.024	U		0.001	J		<0.0024	U		0.0068	J		2.8			92			1.6		
		VMP-14-11.5-021711	2/17/2011	3.6			<0.028	U		<0.0028	U		<0.0028	U		0.0073	J		0.15			93			3		
		VMP-14-11.5-021711-DUP	2/17/2011	3.7			<0.028	U		<0.0028	U		<0.0028	U		0.039	J		0.16			93			2.8		
		VMP-14-11.5-040511	4/5/2011	11			<0.027	U		<0.0027	U		<0.0027	U		0.028	J		0.0024			79			10		
		VMP-14-11.5-080811	8/8/2011	18			<0.028	U		0.0021	J		<0.0028	U		0.01	J		4.5			76			1.6		
		VMP-14-11.5-111511	11/15/2011	14			<0.017	U		0.001	J		<0.0017	U		0.25			3.4			81			1.6		
		VMP-14-11.5-012612	1/26/2012	4.2			<0.018	U		0.00082	J		<0.0018	U		<0.088	U		4.5			88			3.3		
		VMP-14-11.5-042312	4/23/2012	4.5			<0.024	U		<0.0024	U		<0.0024	U		0.11	J		0.0001	J		85			10		
		VMP-14-11.5-042312-Dup	4/23/2012	4.1			<0.03	U		<0.003	U		<0.003	U		0.085	J		0.00011	J		84			12		
		VMP-14-11.5-072512	7/25/2012	15			<0.019	U		0.00035	J		<0.0019	U		0.032	J		2			82			1.4		
		VMP-14-11.5-101012	10/10/2012	6.7			<0.028	U		<0.0028	U		<0.0028	U		<0.14	J	U	0.000072	J		74			19		
		VMP-14-11.5-013113	1/31/2013	0.42			<0.13	U		<0.0026	U		<0.0026	U		0.042	J		<0.00026	U		80			20		
	20 ft	VMP 14-20-091010	9/10/2010	17			<0.023	U		0.012			<0.0023	U		<0.12	U		22			57			0.97		
		VMP 14-20-091010-Dup	9/10/2010	17			<0.024	U		0.011			<0.0024	U		<0.12	U		22			57			1.1		
		VMP-14-20-120110	12/2/2010	18			<0.024	U		0.0047			<0.0024	U		0.0053	J		19			59			1.2		
		VMP-14-20-021811	2/18/2011	16			<0.027	U		0.0058			<0.0027	U		0.025	J		13			67			1.7		
		VMP-14-20-040511	4/5/2011	14			<0.053	U		0.006			<0.0053	U		0.028	J		12			68			4		
		VMP-14-20-080811	8/8/2011	16			<0.028	U		0.0088			<0.0028	U		1.2			21			58			1.8		
		VMP-14-20-111511	11/15/2011	18			<0.018	U		0.006			<0.0018	U		0.013	J		17			62			1.2		
		VMP-14-20-012612	1/26/2012	17			<0.018	U		0.0037			<0.0018	U		<0.088	U		12			68			1.4		
		VMP-14-20-042312	4/23/2012	15			<0.019	U		0.0021			<0.0019	U		0.0094	J		7.4			74			2.1		
		VMP-14-20-072512	7/25/2012	14			<0.018	U		0.0014	J		<0.0018	U		0.024	J		5.7			76			3		
		VMP-14-20-101612	10/16/2012	18			<0.028	U		0.00081	J		<0.0028	U		0.061	J		5.4			74			1.4		
		VMP-14-20-013113	1/31/2013	10			<0.13	U		0.00036	J		<0.0025	U		0.019	J		2.6			80			7.1		
		VMP-14-20-013113-DUP	1/31/2013	10			<0.12	U		0.00036	J		<0.0024	U		<0.12	U		2.6			80			7		
	29 ft	VMP-14-29-021811	2/18/2011	16			<0.026	U		0.0062			<0.0026	U		0.61			13			66			1.6		
		VMP-14-29-040511	4/5/2011	16			<0.028	U		0.0058			<0.0028	U		0.025	J		13			67			1.3		
		VMP-14-29-012612	1/26/2012	17			<0.016	U		0.0039			<0.0016	U		<0.082	U		12			68			1.3		
		VMP-14-29-042312	4/23/2012	15			<0.018	U		0.0023			<0.0018	U		0.0071	J		7.4			75			1.4		
		VMP-14-29-072512	7/25/2012	15			<0.019	U		0.0017	J		<0.0019	U		0.045	J		6.2			76			1.2		
		VMP-14-29-101612	10/16/2012	17			<0.028	U		0.0012	J		<0.0028	U		0.041	J		5.5			75			1.6		
		VMP-14-29-013113	1/31/2013	15			<0.12	U		0.0013	J		<0.0025	U		<0.12	U		5.5			76			1.5		

SEE LAST PAGE OF TABLE FOR NOTES

TABLE 7
CUMULATIVE SUMMARY OF SOIL VAPOR ANALYTICAL RESULTS - NATURAL GASES

Location	Depth	Sample ID	Sample Date	Carbon Dioxide			Carbon Monoxide			Ethane			Ethene			Helium			Methane			Nitrogen			Oxygen		
				Result %	Lab Quals	URS Quals	Result %	Lab Quals	URS Quals	Result %	Lab Quals	URS Quals	Result %	Lab Quals	URS Quals	Result %	Lab Quals	URS Quals	Result %	Lab Quals	URS Quals	Result %	Lab Quals	URS Quals	Result %	Lab Quals	URS Quals
VMP-15	5 ft	VMP 15-5-091410	9/14/2010	17			<0.025	U		<0.0025	U		<0.0025	U		<0.13	J	U	0.00012	J		80			3		
		VMP-15-5-113010	11/30/2010	15			<0.024	U		0.00077	J		<0.0024	U		0.04	J		1.3			82			1.5		
		VMP-15-5-021611	2/16/2011	10			<0.028	U		<0.0028	U		<0.0028	U		0.022	J		0.069			85			4.9		
		VMP-15-5-042011	4/20/2011	15			<0.026	U		<0.0026	U		<0.0026	U		0.04	J		0.056			83			1.9		
		VMP-15-5-080811	8/8/2011	14			<0.023	U		<0.0023	U		<0.0023	U		0.013	J		0.00011	J		78			7.6		
		VMP-15-5-111511	11/15/2011	11			<0.017	U		<0.0017	U		<0.0017	U		0.0082	J		0.000091	J		82			6.6		
		VMP-15-5-020112	2/1/2012	9.2			<0.017	U		<0.0017	U		<0.0017	U		<0.086	U		<0.00017	U		90			9.8		
		VMP-15-5-042412	4/24/2012	11			<0.023	U		<0.0023	U		<0.0023	U		0.02	J		0.0036			82			6.6		
		VMP-15-5-072512	7/25/2012	12			<0.02	U		<0.002	U		<0.002	U		<0.098	U		0.000068	J		78			10		
		VMP-15-5-102512	10/25/2012	8.5			<0.03	U		<0.003	U		<0.003	U		<0.15	U		0.000053	J		82			10		
		VMP-15-5-020513	2/5/2013	6.7			<0.14	U		<0.0029	U		<0.0029	U		<0.14	U		<0.00029	U		83			10		
	21.5 ft	VMP 15-21.5-091410	9/14/2010	17			<0.025	U		0.012			<0.0025	U		1			13			66			2.3		
		VMP-15-21.5-113010	11/30/2010	19			<0.024	U		0.0085			<0.0024	U		0.22			11			68			1.3		
		VMP-15-21.5-021611	2/16/2011	18			<0.027	U		0.0034			<0.0027	U		0.0097	J		5.4			75			1.6		
		VMP-15-21.5-042011	4/20/2011	18			<0.028	U		0.0055			<0.0028	U		0.022	J		8.3			72			1.5		
		VMP-15-21.5-080811	8/8/2011	19			<0.028	U		0.013			<0.0028	U		0.016	J		16			64			1.3		
		VMP-15-21.5-111511	11/15/2011	16			<0.017	U		0.0021			<0.0017	U		0.0053	J		3.9			78			1.6		
		VMP-15-21.5-020112	2/1/2012	15			<0.017	U		0.0013	J		<0.0017	U		<0.084	U		2.2			79			3.8		
		VMP-15-21.5-042412	4/24/2012	17			<0.018	U		0.00051	J		<0.0018	U		0.0094	J		1.1			80			1.7		
		VMP-15-21.5-072512	7/25/2012	16			<0.021	U		0.00076	J		<0.0021	U		0.011	J		1.6			81			1.5		
		VMP-15-21.5-102512	10/25/2012	16			<0.03	U		0.0006	J		<0.003	U		<0.15	U		1.3			81			1.4		
		VMP-15-21.5-102512-Dup	10/25/2012	15			<0.031	U		0.00063	J		<0.0031	U		<0.16	U		1.4			82			1.6		
		VMP-15-21.5-020713	2/7/2013	15			<0.14	U		<0.0028	U		<0.0028	U		0.14			0.044			83			1.8		
	25.5 ft	VMP 15-25.5-091410	9/14/2010	7.1			<0.067	U		<0.0067	U		<0.0067	U		5.3			0.013			74			14		
		VMP-15-25.5-021611	2/16/2011	7.6			<0.026	U		0.0004	J		<0.0026	U		4.3			0.6			79			8.5		
		VMP-15-25.5-042011	4/20/2011	3.9			<0.028	U		<0.0028	U		<0.0028	U		9.9			0.0012			71			15		
		VMP-15-25.5-042011-DUP	4/20/2011	3.7			<0.026	U		<0.0026	U		<0.0026	U		9.5			0.0071			72			15		
		VMP-15-25.5-080811	8/8/2011	15			<0.028	U		<0.0028	U		<0.0028	U		3.6			0.0036			75			5.9		
		VMP-15-25.5-111511	11/15/2011	5			<0.017	U		<0.0017	U		<0.0017	U		4.1			0.012			78			13		
		VMP-15-25.5-073112	7/31/2012	7.1			<0.018	U		<0.0018	U		<0.0018	U		0.036	J		0.051			81			12		
		VMP-15-25.5-102512	10/25/2012	3.2			<0.037	U		<0.0037	U		<0.0037	U		0.62			0.0077			71	J		25	J	
		VMP-15-25.5-021213	2/12/2013	16			<0.13	U		0.00051	J		<0.0027	U		<0.13	U		0.87			81			1.6		
	29 ft	VMP-15-29-073112	7/31/2012	10			<0.02	U		0.00038	J		<0.002	U		2.5			0.7			80			6.9		
		VMP-15-29-102512	10/25/2012	3.4			<0.031	U		<0.0031	U		<0.0031	U		1.6			0.015			79			16		
		VMP-15-29-021213	2/12/2013	13			<0.13	U		0.00039	J		<0.0027	U		0.2			0.64			82			4.1		
VMP-16	5 ft	VMP-16-5-090210	9/2/2010	18			<0.024	U		0.0014	J		<0.0024	U		0.032	J		43			38			1		
		VMP-16-5-112910	11/29/2010	12			<0.022	U		0.0008	J		<0.0022	U		0.1	J		32			48			7.3		
		VMP-16-5-021511	2/15/2011	15			<0.026	U		0.00093	J		<0.0026	U		0.03	J		43			40			1		
		VMP-16-5-042211	4/22/2011	17			<0.026	U		0.001	J		<0.0026	U		0.04	J		48			33			1.1		
		VMP-16-5-080511	8/5/2011	13			<0.028	U		0.00012	J		<0.0028	U		0.69			4.2			78			3.9		
		VMP-16-5-042512	4/25/2012	17			<0.019	U		0.00065	J		<0.0019	U		0.0089	J		24			57			1.1		
		VMP-16-5-073012	7/30/2012	20			<0.018	U		0.00023	J		<0.0018	U		<0.09	U		6.8			71			1.3		
		VMP-16-5-102512	10/25/2012	11			<0.028	U		<0.0028	U		<0.0028	U		<0.14	U		1.1			82			5.5		
		VMP-16-5-021413	2/14/2013	4.1			<0.13	U		<0.0026	U		<0.0026	U		0.26			0.0001	J		80			16		
	13.5 ft	VMP-16-13.5-090210	9/2/2010	19			<0.025	U		0.0014	J		<0.0025	U		<0.12	J	U	46			34			0.78		J
		VMP-16-13.5-090210-DUP	9/2/2010	18			<0.025	U		0.0014	J		<0.0025	U		<0.12	J	U	45			35			2		J
		VMP-16-13.5-112910	11/29/2010	17			<0.022	U		0.0012	J		<0.0022	U		0.011	J		50			31			0.84		
		VMP-16-13.5-021611	2/16/2011	15			<0.027	U		0.00087	J		<0.0027	U		0.013	J		37			46			1.1		
		VMP-16-13.5-021611-DUP	2/16/2011	14			<0.026	U		0.00084	J		<0.0026	U		0.039	J		36			49			1.1		
		VMP-16-13.5-042211	4/22/2011	16			<0.028	U		0.00099	J		<0.0028	U		0.064	J		48			33			0.93		
		VMP-16-13.5-080511	8/5/2011	8.4		J	<0.028	U	UJ	<0.0028	U	UJ	<0.0028	U	UJ	6.4		J	1.1		J	74		J	9.6		J
		VMP-16-13.5-042512	4/25/2012	16			<0.018	U		0.001	J		<0.0018	U		0.0078	J		46			36			1.4		
		VMP-16-13.5-073012	7/30/2012	18			<0.018	U		0.00063	J		<0.0018	U		<0.092	U		21			59			1.1		
		VMP-16-13.5-102512	10/25/2012	16			<0.028	U		0.00051	J		<0.0028	U		<0.14	U		16			68			1.3		
		VMP-16-13.5-021413	2/14/2013	13			<0.13	U		0.0003	J		<0.0027	U		<0.13	U		9.2			76			1.3		
	19 ft	VMP-16-19-090210	9/2/2010	19			<0.025	U		0.0014	J		<0.0025	U		<0.12	U		51			28			0.73		
		VMP-16-19-112910	11/29/2010	17			<0.022	U		0.0012	J		<0.0022	U		0.014	J		51			29			1.5		
		VMP-16-19-021611	2/16/2011	14			<0.026	U		0.0009	J		<0.0026	U		0.016	J		40			44			1.3		
		VMP-16-19-042711	4/27/2011	16			<0.026	U		0.00071	J		<0.0026	U		3.4			33			46			1.2		
		VMP-16-19-042711-DUP	4/27/2011	15			<0.026	U		0.00071	J		<0.0026	U		3.6			31			48			1.9		
		VMP-16-19-042512	4/25/2012	16			<0.021	U		0.0011	J		<0.0021	U		0.0079	J		50			32			0.87		
		VMP-16-19-073012	7/30/2012	14			<0.016	U		0.00086	J		<0.0016	U		<0.079	U		32			49			4		
		VMP-16-19-102512	10/25/2012	16			<0.026	U		0.00096	J		<0.0026	U		<0.13	U		32			51			1		
		VMP-16-19-021413	2/14/2013	14			<0.13	U		0.00076	J		<0.0026	U		<0.13	U		26			59			1.2		
	31 ft	VMP-16-31-090310	9/3/2010	0.09			<0.061	U		<0.0061	U		<0.0061	U		22			0.00046	J		62			16		
		VMP-16-31-112910	11/29/2010	17			<0.022	U		0.0012	J		<0.0022	U		0.034	J		51			29			1.2		
		VMP-16-31-042512	4/25/2012	16			<0.021	U		0.0011	J		<0.0021	U		0.0098	J		51			31			0.94		
		VMP-16-31-073012	7/30/2012	15			<0.018	U		0.0011	J		<0.0018	U		0.011	J		42			41			0.94		
		VMP-16-31-102512	10/25/2012	16			<0.033	U		0.001	J		<0.0033	U		<0.16	U		36			47			1.1		
		VMP-16-31-021813	2/18/2013	15			<0.16	U		0.00089	J		<0.0032	U		<0.16	U		30			54			0.97		

SEE LAST PAGE OF TABLE FOR NOTES

TABLE 7
CUMULATIVE SUMMARY OF SOIL VAPOR ANALYTICAL RESULTS - NATURAL GASES

Location	Depth	Sample ID	Sample Date	Carbon Dioxide			Carbon Monoxide			Ethane			Ethene			Helium			Methane			Nitrogen			Oxygen		
				Result %	Lab Quals	URS Quals	Result %	Lab Quals	URS Quals	Result %	Lab Quals	URS Quals	Result %	Lab Quals	URS Quals	Result %	Lab Quals	URS Quals	Result %	Lab Quals	URS Quals	Result %	Lab Quals	URS Quals	Result %	Lab Quals	URS Quals
VMP-17	5 ft	VMP-17-5	6/21/2010	6.7			<0.029	U		<0.0029	U		<0.0029	U		<0.14	U		0.00014	J		81			12		
		VMP-17-5-DUP	6/21/2010	6.8			<0.03	U		<0.003	U		<0.003	U		<0.15	U		0.00018	J		81			12		
		VMP-17-5-090110	9/1/2010	7.8			<0.054	U		<0.0054	U		<0.0054	U		0.089	J		<0.00054	J	U	80			12		
		VMP-17-5-112210	11/22/2010	5			<0.027	U		<0.0027	U		<0.0027	U		0.011	J		<0.00027	U		79			16		
		VMP-17-5-020711	2/7/2011	2			<0.051	U		<0.0051	U		<0.0051	U		<0.25	U		0.00017	J		73			25		
		VMP-17-5-040611	4/6/2011	3.2			<0.03	U		<0.003	U		<0.003	U		0.02	J		<0.0003	U		79			18		
		VMP-17-5-080111	8/1/2011	6.2			<0.029	U		<0.0029	U		<0.0029	U		0.012	J		0.0018			81			13		
		VMP-17-5-110711	11/7/2011	3.4			<0.022	U		<0.0022	U		<0.0022	U		0.0044	J		0.000024	J		78			18		
		VMP-17-5-012612	1/26/2012	2.8			<0.018	U		<0.0018	U		<0.0018	U		<0.09	U		<0.00018	U		79			18		
		VMP-17-5-041112	4/11/2012	1.1			<0.023	U		<0.0023	U		<0.0023	U		0.02	J		0.000064	J		79			20		
		VMP-17-5-071112	7/11/2012	0.69			<0.02	U		<0.002	U		<0.002	U		0.044	J		0.000051	J		79			20		
		VMP-17-5-100912	10/9/2012	0.37			<0.03	U		<0.003	U		<0.003	U		0.089			0.00003	J		80			20		
		VMP-17-5-013113	1/31/2013	0.12			<0.13	U		<0.0026	U		<0.0026	U		0.026	J		0.00018	J		79			21		
		VMP-17-5-013113-DUP	1/31/2013	0.11			<0.13	U		<0.0026	U		<0.0026	U		0.044	J		0.00035			80			20		
VMP-18	8.5 ft	VMP-18-8.5	6/18/2010	7.7			<0.029	U		<0.0029	U		<0.0029	U		<0.14	U		0.000026	J		81			11		
		VMP-18-8.5-090710	9/7/2010	9.3			<0.026	U		<0.0026	U		<0.0026	U		0.021	J		0.00011	J		80			11		
		VMP-18-8.5-111910	11/19/2010	8.2			<0.022	U		<0.0022	U		<0.0022	U		0.015	J		0.000054	J		80			12		
		VMP-18-8.5-020711	2/7/2011	5.6			<0.047	U		<0.0047	U		<0.0047	U		<0.23	U		<0.00047	U		79			15		
		VMP-18-8.5-020711-DUP	2/7/2011	5.8			<0.023	U		<0.0023	U		<0.0023	U		0.029	J		<0.00023	U		80			14		
		VMP-18-8.5-040711	4/7/2011	6.4			<0.026	U		<0.0026	U		<0.0026	U		0.037	J		0.000047	J		80			14		
		VMP-18-8.5-072811	7/28/2011	8.2			<0.028	U		<0.0028	U		<0.0026	U		0.21			<0.00028	U		80			12		
		VMP-18-8.5-110711	11/7/2011	7			<0.031	U		<0.0031	U		<0.0031	U		0.088	J		0.0012			76			17		
		VMP-18-8.5-012312	1/23/2012	5.1			<0.018	U		<0.0018	U		<0.0018	U		0.01	J		0.000022	J		78			17		
		VMP-18-8.5-041012	4/10/2012	4.9			<0.026	U		<0.0026	U		<0.0026	U		0.039	J		0.000043	J		78			17		
		VMP-18-8.5-071212	7/12/2012	3.9			<0.02	U		<0.002	U		<0.002	U		0.025	J		0.000083	J		77			19		
		VMP-18-8.5-100912	10/9/2012	4.1			<0.026	U		<0.0026	U		<0.0026	U		<0.044		U	0.000084	J		77			19		
		VMP-18-8.5-012313	1/23/2013	1.5			<0.14	U		<0.0029	U		<0.0029	U		<0.14	U		0.000023	J		78			21		
VMP-19	5 ft	VMP-19-5	6/18/2010	8.7			<0.027	U		<0.0027	U		<0.0027	U		0.03			<0.00027	U		79			12		
		VMP-19-5-090110	9/1/2010	10			<0.053	U		<0.0053	U		<0.0053	U		0.049	J		0.00099			81			9.1		
		VMP-19-5-111510	11/15/2010	8.5			<0.028	U		<0.0028	U		<0.0028	U		<0.14	U		<0.00028	U		80			12		
		VMP-19-5-020411	2/4/2011	5.8			<0.024	U		<0.0024	U		<0.0024	U		0.018	J		0.00014	J		79			15		
		VMP-19-5-040711	4/7/2011	5.8			<0.027	U		<0.0027	U		<0.0027	U		0.047	J		<0.00027	U		78			16		
		VMP-19-5-080911	8/9/2011	9.1			<0.03	U		<0.003	U		<0.003	U		0.012	J		<0.0003	U		80			11		
		VMP-19-5-080911-DUP	8/9/2011	8.7			<0.028	U		<0.0028	U		<0.0028	U		0.01	J		<0.00028	U		80			11		
		VMP-19-5-110811	11/8/2011	5.5			<0.025	U		<0.0025	U		<0.0025	U		<0.13	U		0.000045	J		78			16		
		VMP-19-5-012612	1/26/2012	4.6			<0.017	U		<0.0017	U		<0.0017	U		0.008	J		0.000058	J		78			17		
		VMP-19-5-041012	4/10/2012	1.6			<0.025	U		<0.0025	U		<0.0025	U		0.058	J		0.000046	J		78			20		
		VMP-19-5-071112	7/11/2012	1.2			<0.022	U		<0.0022	U		<0.0022	U		0.17			0.000071	J		79			20		
		VMP-19-5-100912	10/9/2012	0.51			<0.03	U		<0.003	U		<0.003	U		<0.04		U	0.000068	J		79			20		
		VMP-19-5-013113	1/31/2013	0.15			<0.13	U		<0.0026	U		<0.0026	U		<0.13	U		0.00042			79			21		
VMP-20	5 ft	VMP-20-5-031411	3/14/2011	9.3			<0.024	U		<0.0024	U		<0.0024	U		0.012	J		0.00017	J		83			7.9		
		VMP-20-5-041511	4/15/2011	6.9			<0.027	U		<0.0027	U		<0.0027	U		0.045	J		0.0014			83			9.7		
		VMP-20-5-072511	7/25/2011	14			<0.028	U		<0.0028	U		<0.0028	U		0.021	J		0.000058	J		78			7.7		
		VMP-20-5-110111	11/1/2011	7.6			<0.016	U		<0.0016	U		<0.0016	U		0.033	J		0.000032	J		78			14		
		VMP-20-5-012312	1/23/2012	4.4			<0.017	U		<0.0017	U		<0.0017	U		0.0064	J		0.0001	J		78			18		
		VMP-20-5-041012	4/10/2012	5.1			<0.022	U		<0.0022	U		<0.0022	U		0.32			0.000079	J		80			15		
		VMP-20-5-071112	7/11/2012	8.8			<0.018	U		<0.0018	U		<0.0018	U		7.1			0.000067	J		72			12		
		VMP-20-5-073112	7/31/2012	12			<0.02	U		<0.002	U		<0.002	U		0.014	J		0.000043	J		76			12		
		VMP-20-5-100412	10/4/2012	6			<0.029	U		<0.0029	U		<0.0029	U		0.063	J		0.000051	J		79			15		
		VMP-20-5-020713	2/7/2013	3.8			<0.12	U		<0.0025	U		<0.0025	U		<0.12	U		0.000078	J		78			18		
	10 ft	VMP-20-10-031411	3/14/2011	6.8			<0.024	U		<0.0024	U		<0.0024	U		<0.12	U		0.000065	J		83			10		
		VMP-20-10-041511	4/15/2011	7.3			<0.024	U		<0.0024	U		<0.0024	U		0.039	J		0.0001	J		83			9.3		
		VMP-20-10-072511	7/25/2011	8.1			<0.026	U		<0.0026	U		<0.0026	U		0.01	J		0.00021	J		84			7.8		
		VMP-20-10-110111	11/1/2011	8.3			<0.017	U		<0.0017	U		<0.0017	U		0.025	J		0.000063	J		80			12		
		VMP-20-10-012312	1/23/2012	5.7			<0.016	U		<0.0016	U		<0.0016	U		0.097			0.000051	J		79			15		
		VMP-20-10-041012	4/10/2012	5.9			<0.023	U		<0.0023	U		<0.0023	U		0.075	J		0.000032	J		81			13		
		VMP-20-10-071112	7/11/2012	8.5			<0.02	U		<0.002	U		<0.002	U		0.034	J		0.000028	J		78			13		
		VMP-20-10-100412	10/4/2012	8.3			<0.027	U		<0.0027	U		<0.0027	U		0.055	J		0.000037	J		79			13		
		VMP-20-10-012213	1/22/2013	3.2			<0.12	U		<0.0025	U		<0.0025	U		<0.12	U		0.000027	J		77			20		
	25 ft	VMP-20-25-031411	3/14/2011	9.4			<0.024	U		<0.0024	U		<0.0024	U		0.0059	J		<0.00024	U		87			3.2		
		VMP-20-25-041511	4/15/2011	9.8			<0.028	U		<0.0028	U		<0.0028	U		0.042	J		<0.00028	U		88			2.6		
		VMP-20-25-072611	7/26/2011	8.5			<0.026	U		0.00011	J		<0.0026	U		0.01	J		0.23			89			1.8		
		VMP-20-25-110511	11/5/2011	9.1			<0.017	U		<0.0017	U		<0.0017	U		0.0033	J		<0.00017	U		88			2.9		
		VMP-20-25-012312	1/23/2012	7.7			<0.017	U		<0.0017	U		<0.0017	U		<0.084	U		0.00002	J		84			8.1		
		VMP-20-25-041012	4/10/2012	7.5			<0.023	U		<0.0023	U		<0.0023	U		0.044	J		<0.00023	U		84			8.7		
		VMP-20-25-041012-Dup	4/10/2012	7.6			<0.024	U		<0.0024	U		<0.0024	U		0.042	J		<0.00024	U		84			8.6		
		VMP-20-25-071112	7/11/2012	7.1			<0.02	U		<0.002	U		<0.002	U		0.052	J		<0.0002	U		82			11		
		VMP-20-25-100412	10/4/2012	7			<0.03	U		<0.003	U		<0.003	U		0.056	J		<0.0003	U		80			13		
		VMP-20-25-012213	1/22/2013	6.2			<0.12	U		<0.0025	U		<0.0025	U		<0.12	U		0.000016	J		78			16		
	39.5 ft	VMP-20-39.5-100412	10/4/2012	9.6			<0.029	U		<0.0029	U		<0.0029	U		0.084	J		0.12			89			1.4		
		VMP-20-39.5-012313	1/23/2013	9.9			<0.12	U		<0.0025	U		<0.0025	U		<0.12	U		0.023			88			1.5		

SEE LAST PAGE OF TABLE FOR NOTES

TABLE 7
CUMULATIVE SUMMARY OF SOIL VAPOR ANALYTICAL RESULTS - NATURAL GASES

Location	Depth	Sample ID	Sample Date	Carbon Dioxide			Carbon Monoxide			Ethane			Ethene			Helium			Methane			Nitrogen			Oxygen		
				Result %	Lab Quals	URS Quals	Result %	Lab Quals	URS Quals	Result %	Lab Quals	URS Quals	Result %	Lab Quals	URS Quals	Result %	Lab Quals	URS Quals	Result %	Lab Quals	URS Quals	Result %	Lab Quals	URS Quals	Result %	Lab Quals	URS Quals
VMP-21	5 ft	VMP-21-5-020911	2/9/2011	5.2			<0.023	U		0.00039	J		<0.0023	U		0.01	J		0.91			84			9.2		
		VMP-21-5-020911-DUP	2/9/2011	5.3			<0.024	U		0.00045	J		<0.0024	U		<0.12	U		0.91			84			9.2		
		VMP-21-5-041311	4/13/2011	2			<0.026	U		<0.0026	U		<0.0026	U		0.16			0.00056			81			17		
		VMP-21-5-072511	7/25/2011	14			<0.07	U		<0.007	U		<0.007	U		0.018	J		0.00029	J		76			10		
		VMP-21-5-110111	11/1/2011	4.1			<0.017	U		<0.0017	U		<0.0017	U		0.1			0.000034	J		79			17		
		VMP-21-5-012312	1/23/2012	1.4			<0.018	U		<0.0018	U		<0.0018	U		<0.088	U		0.000039	J		78			21		
		VMP-21-5-012312-DUP	1/23/2012	1.4			<0.016	U		<0.0016	U		<0.0016	U		<0.08	U		0.000033	J		78			21		
		VMP-21-5-042412	4/24/2012	3.4			<0.018	U		<0.0018	U		<0.0018	U		0.033	J		0.00045			80			17		
		VMP-21-5-071012	7/10/2012	8.2			<0.021	U		<0.0021	U		<0.0021	U		0.051	J		0.00011	J		78			14		
		VMP-21-5-100412	10/4/2012	4.1			<0.031	U		<0.0031	U		<0.0031	U		0.014	J		0.000039	J		79			17		
		VMP-21-5-020613	2/6/2013	0.92			<0.14	U		<0.0028	U		<0.0028	U		0.035	J		0.000023	J		79			20		
	10 ft	VMP-21-10-021011	2/10/2011	6.4			<0.025	U		0.00019	J		<0.0025	U		0.3			0.41			83			9.7		
		VMP-21-10-041311	4/13/2011	7.2			<0.026	U		<0.0026	U		<0.0026	U		0.021	J		0.00032			83			9.6		
		VMP-21-10-072511	7/25/2011	6			<0.12	U		<0.012	U		<0.012	U		<0.59	U		0.00021	J		68			26		
		VMP-21-10-110111	11/1/2011	7.2			<0.017	U		<0.0017	U		<0.0017	U		0.023	J		0.000031	J		79			14		
		VMP-21-10-012312	1/23/2012	4.7			<0.018	U		<0.0018	U		<0.0018	U		<0.088	U		0.000031	J		78			17		
		VMP-21-10-040912	4/9/2012	2.7			<0.023	U		<0.0023	U		<0.0023	U		0.034	J		0.000029	J		85			12		
		VMP-21-10-071012	7/10/2012	6.4			<0.02	U		<0.002	U		<0.002	U		0.13			0.000029	J		79			14		
		VMP-21-10-100412	10/4/2012	6.6			<0.028	U		<0.0028	U		<0.0028	U		0.017	J		0.000019	J		79			14		
		VMP-21-10-020513	2/5/2013	3.4			<0.13	U		<0.0027	U		<0.0027	U		<0.13	U		0.000019	J		79			18		
		VMP-21-10-020513-DUP	2/5/2013	3.5			<0.13	U		<0.0025	U		<0.0025	U		<0.13	U		0.000023	J		78			18		
	25 ft	VMP-21-25-021011	2/10/2011	6.4			<0.023	U		0.0017	J		<0.0023	U		0.0092	J		3.6			87			1.5		
		VMP-21-25-041411	4/14/2011	6.1			<0.026	U		0.0018	J		<0.0026	U		0.023	J		3.9			86			1.7		
		VMP-21-25-041411-DUP	4/14/2011	6.1			<0.026	U		0.0018	J		<0.0026	U		0.063	J		3.9			86			1.9		
		VMP-21-25-072611	7/26/2011	5.6			<0.026	U		0.00088	J		<0.0026	U		0.22			2.3			89			1.7		
		VMP-21-25-110511	11/5/2011	9.1			<0.017	U		0.000086	J		<0.0017	U		0.0034	J		0.24			89			2		
		VMP-21-25-012412	1/24/2012	12			<0.016	U		<0.0016	U		<0.0016	U		0.081			0.0098			86			2.2		
		VMP-21-25-040912	4/9/2012	12			<0.03	U		<0.003	U		<0.003	U		0.076	J		0.00044			85			2.9		
		VMP-21-25-071112	7/11/2012	10			<0.018	U		<0.0018	U		<0.0018	U		0.037	J		0.000086	J		84			6.4		
		VMP-21-25-100412	10/4/2012	8.9			<0.029	U		<0.0029	U		<0.0029	U		0.037	J		0.000058	J		81			10		
		VMP-21-25-020513	2/5/2013	8.7			<0.13	U		<0.0026	U		<0.0026	U		0.02	J		0.000043	J		80			11		
		VMP-21-25-020513-DUP	2/5/2013	8.8			<0.13	U		<0.0027	U		<0.0027	U		0.058			0.000036	J		80			11		
	33 ft	VMP-21-33-021011	2/10/2011	5.8			<0.023	U		0.0015	J		<0.0023	U		0.15			3.7			86			1.9		
		VMP-21-33-041411	4/14/2011	6			<0.027	U		0.0018	J		<0.0027	U		0.026	J		4			86			1.6		
		VMP-21-33-110511	11/5/2011	7			<0.019	U		<0.0019	U		<0.0019	U		0.003	J		0.2			91			1.9		
		VMP-21-33-012412	1/24/2012	11			<0.016	U		<0.0016	U		<0.0016	U		<0.082	U		0.046			86			2.5		
		VMP-21-33-042412	4/24/2012	12			<0.029	U		<0.0029	U		<0.0029	U		<0.14	U		0.0017			85			2.6		
		VMP-21-33-071112	7/11/2012	12			<0.02	U		<0.002	U		<0.002	U		0.056	J		0.00016	J		85			2.6		
		VMP-21-33-100412	10/4/2012	10			<0.028	U		<0.0028	U		<0.0028	U		0.019	J		0.000088	J		83			7		
		VMP-21-33-020513	2/5/2013	10			<0.13	U		<0.0026	U		<0.0026	U		<0.13	U		0.000073	J		81			9.1		
VMP-22	5 ft	VMP-22-5-021111	2/11/2011	8.4			<0.026	U		<0.0026	U		<0.0026	U		0.06	J		0.0078			84			8		
		VMP-22-5-041811	4/18/2011	7.1			<0.025	U		<0.0025	U		<0.0025	U		0.092	J		<0.00025	U		83			9.9		
		VMP-22-5-072611	7/26/2011	7.4			<0.055	U		<0.0055	U		<0.0055	U		0.015	J		<0.00055	U		80			12		
		VMP-22-5-110111	11/1/2011	2.6			<0.017	U		<0.0017	U		<0.0017	U		0.013	J		0.00004	J		79			18		
		VMP-22-5-012412	1/24/2012	0.7			<0.017	U		<0.0017	U		<0.0017	U		<0.084	U		0.000062	J		79			20		
		VMP-22-5-040912	4/9/2012	0.81			<0.032	U		<0.0032	U		<0.0032	U		0.077	J		0.000038	J		80			19		
		VMP-22-5-070912	7/9/2012	3			<0.022	U		<0.0022	U		<0.0022	U		0.14			0.00011	J		78			19		
		VMP-22-5-100312	10/3/2012	1			<0.025	U		<0.0025	U		<0.0025	U		1.5			0.000072	J		78			19		
		VMP-22-5-100312-Dup	10/3/2012	0.9			<0.023	U		<0.0023	U		<0.0023	U		0.45			0.000098	J		79			20		
		VMP-22-5-012413	1/24/2013	0.38			<0.13	U		<0.0026	U		<0.0026	U		<0.13	U		0.000048	J		79			21		
	10 ft	VMP-22-10-021111	2/11/2011	10			<0.024	U		<0.0024	U		<0.0024	U		0.031	J		0.0034			84			5.5		
		VMP-22-10-041811	4/18/2011	8.9			<0.026	U		<0.0026	U		<0.0026	U		0.044	J		<0.00026	U		82			9.3		
		VMP-22-10-072611	7/26/2011	10			<0.03	U		<0.003	U		<0.003	U		<0.15	U		0.00016	J		85			4.9		
		VMP-22-10-072611-DUP	7/26/2011	10			<0.036	U		<0.0036	U		<0.0036	U		<0.18	U		0.00015	J		85			5		
		VMP-22-10-110211	11/2/2011	5.3			<0.017	U		<0.0017	U		<0.0017	U		0.015	J		<0.00017	U		79			16		
		VMP-22-10-012412	1/24/2012	2.2			<0.018	U		<0.0018	U		<0.0018	U		0.0065	J		0.000016	J		77			21		
		VMP-22-10-040912	4/9/2012	1.2			<0.033	U		<0.0033	U		<0.0033	U		0.1	J		0.000046	J		78			20		
		VMP-22-10-070912	7/9/2012	3.4			<0.022	U		<0.0022	U		<0.0022	U		0.044	J		0.000027	J		78			18		
		VMP-22-10-070912-Dup	7/9/2012	3.5			<0.021	U		<0.0021	U		<0.0021	U		0.043	J		0.000029	J		78			18		
		VMP-22-10-100312	10/3/2012	1.5			<0.024	U		<0.0024	U		<0.0024	U		0.047	J		0.000044	J		80			19		
		VMP-22-10-012413	1/24/2013	0.68			<0.14	U		<0.0028	U		<0.0028	U		<0.14	U		0.000022	J		79			20		
	18 ft	VMP-22-18-021111	2/11/2011	11			<0.026	U		0.0008	J		<0.0026	U		0.014	J		1.5			85			1.7		
		VMP-22-18-041811	4/18/2011	11			<0.027	U		0.0007	J		<0.0027	U		0.027	J		1.5			86			1.6		
		VMP-22-18-072611	7/26/2011	10			<0.056	U		0.00046	J		<0.0056	U		0.019	J		0.9			84			5.3		
		VMP-22-18-110511	11/5/2011	14			<0.018	U		<0.0018	U		<0.0018	U		0.019	J		0.000043	J		84			2.4		
		VMP-22-18-012412	1/24/2012	10			<0.017	U		<0.0017	U		<0.0017	U		<0.084	U		0.000023	J		80			9.7		
		VMP-22-18-040912	4/9/2012	5.3			<0.048	U		<0.0048	U		<0.0048	U		0.14	J		<0.00048	U		81			14		
		VMP-22-18-070912	7/9/2012	5			<0.021	U		<0.0021	U		<0.0021	U		0.092	J		0.000019	J		78			17		
		VMP-22-18-100412	10/4/2012	2.9			<0.029	U		<0.0029	U		<0.0029	U		0.029	J		0.000018	J		78			19		
		VMP-22-18-012413	1/24/2013	2.2			<0.14	U		<0.0028	U		<0.0028	U		<0.14	U		<0.00028	U		78			20		
	38 ft	VMP-22-38-041811	4/18/2011	11			<0.028	U		0.0011	J		<0.0028	U		0.023	J		2.1			84			1.9		
		VMP-22-38-012512	1/25/2012	15			<0.017	U		<0.0017	U		<0.0017	U		<0.084	U		0.0076			83			1.8		
		VMP-22-38-040912	4/9/2012	10			<0.03	U		<0.003	U		<0.003	U		0.086	J		0.00012	J		80			10		
		VMP-22-38-070912	7/9/2012	6.7			<0.021	U		<0.0021	U		<0.0021	U		0.077	J		0.000019	J		78			15		
		VMP-22-38-100412	10/4/2012	5.5			<0.03	U		<0.003	U		<0.003	U		0.063	J		0.000021	J		78			16		
		VMP-22-38-012413	1/24/2013	5.1			<0.13	U		<0.0027	U		<0.0027	U		<0.13	U		0.00012	J		77			18		

SEE LAST PAGE OF TABLE FOR NOTES

TABLE 7
CUMULATIVE SUMMARY OF SOIL VAPOR ANALYTICAL RESULTS - NATURAL GASES

Location	Depth	Sample ID	Sample Date	Carbon Dioxide			Carbon Monoxide			Ethane			Ethene			Helium			Methane			Nitrogen			Oxygen		
				Result %	Lab Quals	URS Quals	Result %	Lab Quals	URS Quals	Result %	Lab Quals	URS Quals	Result %	Lab Quals	URS Quals	Result %	Lab Quals	URS Quals	Result %	Lab Quals	URS Quals	Result %	Lab Quals	URS Quals	Result %	Lab Quals	URS Quals
VMP-23	5 ft	VMP-23-5-021511	2/15/2011	1.8			<0.026	U		<0.0026	U		<0.0026	U		0.1	J		0.00015	J		79			19		
		VMP-23-5-042111	4/21/2011	4.2			<0.023	U		<0.0023	U		<0.0023	U		0.063	J		0.000072	J		79			17		
		VMP-23-5-072711	7/27/2011	7.7			<0.026	U		<0.0026	U		<0.0026	U		0.018	J		0.00018	J		82			10		
		VMP-23-5-110211	11/2/2011	2.6			<0.019	U		<0.0019	U		<0.0019	U		0.12			0.000057	J		79			18		
		VMP-23-5-012512	1/25/2012	1.9			<0.016	U		<0.0016	U		<0.0016	U		0.0075	J		0.00011	J		78			20		
		VMP-23-5-040912	4/9/2012	0.76			<0.031	U		<0.0031	U		<0.0031	U		<0.15	U		0.00015	J		79			20		
		VMP-23-5-070912	7/9/2012	1.5			<0.017	U		<0.0017	U		<0.0017	U		0.14			0.00028			78			20		
		VMP-23-5-100312	10/3/2012	0.6			<0.029	U		<0.0029	U		<0.0029	U		0.053	J		0.000088	J		80			19		
		VMP-23-5-012413	1/24/2013	0.2			<0.12	U		<0.0025	U		<0.0025	U		<0.12	U		0.00017	J		79			21		
	10 ft	VMP-23-10-021511	2/15/2011	8.1			<0.027	U		<0.0027	U		<0.0027	U		0.022	J		<0.00027	U		82			10		
		VMP-23-10-042111	4/21/2011	6.2			<0.028	U		<0.0028	U		<0.0028	U		1.5			<0.00028	U		79			13		
		VMP-23-10-072711	7/27/2011	9.4			<0.025	U		<0.0025	U		<0.0025	U		0.045	J		<0.00025	U		84			6.6		
		VMP-23-10-110211	11/2/2011	7.5			<0.018	U		<0.0018	U		<0.0018	U		0.0091	J		0.000037	J		82			10		
		VMP-23-10-012512	1/25/2012	4.4			<0.016	U		<0.0016	U		<0.0016	U		0.026	J		0.000064	J		79			17		
		VMP-23-10-040912	4/9/2012	0.83			<0.026	U		<0.0026	U		<0.0026	U		<0.13	U		0.00012	J		77			22		
		VMP-23-10-040912-Dup	4/9/2012	0.96			<0.032	U		<0.0032	U		<0.0032	U		<0.16	U		0.00007	J		80			19		
		VMP-23-10-070912	7/9/2012	1.6			<0.016	U		<0.0016	U		<0.0016	U		0.036	J		0.000093	J		78			20		
		VMP-23-10-100312	10/3/2012	0.8			<0.031	U		<0.0031	U		<0.0031	U		0.051	J		0.000064	J		79			20		
		VMP-23-10-012413	1/24/2013	0.34			<0.12	U		<0.0025	U		<0.0025	U		<0.12	U		0.000098	J		79			21		
	25 ft	VMP-23-25-021511	2/15/2011	14			<0.025	U		<0.0025	U		<0.0025	U		0.02	J		0.000065	J		84			1.9		
		VMP-23-25-042111	4/21/2011	13			<0.026	U		<0.0026	U		<0.0026	U		0.08	J		0.00036			84			3.1		
		VMP-23-25-072711	7/27/2011	12			<0.029	U		<0.0029	U		<0.0029	U		0.0063	J		0.0011			86			1.9		
		VMP-23-25-110511	11/5/2011	11			<0.018	U		<0.0018	U		<0.0018	U		0.005	J		0.000029	J		84			5.2		
		VMP-23-25-012512	1/25/2012	12			<0.016	U		<0.0016	U		<0.0016	U		0.25			<0.00016	U		81			6.8		
		VMP-23-25-040912	4/9/2012	5			<0.031	U		<0.0031	U		<0.0031	U		0.07	J		0.000089	J		78			17		
		VMP-23-25-071012	7/10/2012	4.4			<0.024	U		<0.0024	U		<0.0024	U		0.17			<0.00024	U		79			16		
		VMP-23-25-100312	10/3/2012	3.6			<0.03	U		<0.003	U		<0.003	U		0.059	J		<0.0003	U		79			17		
		VMP-23-25-012413	1/24/2013	3.2			<0.13	U		<0.0025	U		<0.0025	U		<0.13	U		<0.00025	U		78			19		
	40 ft	VMP-23-40-071012	7/10/2012	0.041			<0.021	U		<0.0021	U		<0.0021	U		39			0.00014	J		49			12		
		VMP-23-40-100312	10/3/2012	5.6			<0.029	U		<0.0029	U		<0.0029	U		0.081	J		0.000031	J		79			15		
		VMP-23-40-012413	1/24/2013	5.2			<0.13	U		<0.0026	U		<0.0026	U		<0.13	U		<0.00026	U		78			17		
VMP-24	5 ft	VMP-24-5-021611	2/16/2011	6.5			<0.028	U		<0.0028	U		<0.0028	U		0.016	J		0.00015	J		79			14		
		VMP-24-5-040811	4/8/2011	4.7			<0.023	U		<0.0023	U		<0.0023	U		0.013	J		0.0024			78			17		
		VMP-24-5-072811	7/28/2011	6.6			<0.028	U		<0.0028	U		<0.0028	U		0.71			0.00016	J		77			16		
		VMP-24-5-110211	11/2/2011	8.2			<0.019	U		<0.0019	U		<0.0019	U		<0.094	U		0.000056	J		79			13		
		VMP-24-5-110211-DUP	11/2/2011	8.2			<0.019	U		<0.0019	U		<0.0019	U		0.0044	J		0.000037	J		79			13		
		VMP-24-5-012512	1/25/2012	3.5			<0.016	U		<0.0016	U		<0.0016	U		0.0065	J		0.00019			78			18		
		VMP-24-5-040912	4/9/2012	4.1			<0.019	U		<0.0019	U		<0.0019	U		0.14			0.000095	J		78			18		
		VMP-24-5-071212	7/12/2012	4.9			<0.018	U		<0.0018	U		<0.0018	U		0.037	J		0.00011	J		78			17		
		VMP-24-5-101912	10/19/2012	3.5			<0.028	U		<0.0028	U		<0.0028	U		0.019	J		0.00012	J		80			17		
		VMP-24-5-012313	1/23/2013	3.6			<0.13	U		<0.0025	U		<0.0025	U		<0.13	U		0.000085	J		78			18		
	10 ft	VMP-24-10-021711	2/17/2011	9			<0.027	U		<0.0027	U		<0.0027	U		0.02	J		0.000078	J		79			12		
		VMP-24-10-041111	4/11/2011	6.8			<0.025	U		<0.0025	U		<0.0025	U		0.051	J		0.00015	J		77			16		
		VMP-24-10-072811	7/28/2011	8.9			<0.028	U		<0.0028	U		<0.0028	U		0.0098	J		0.00013	J		79			12		
		VMP-24-10-110211	11/2/2011	9.3			<0.016	U		<0.0016	U		<0.0016	U		0.014	J		0.000067	J		79			12		
		VMP-24-10-012512	1/25/2012	7.2			<0.016	U		<0.0016	U		<0.0016	U		<0.078	U		0.00011	J		78			15		
		VMP-24-10-041012	4/10/2012	5.7			<0.018	U		<0.0018	U		<0.0018	U		0.052	J		0.00005	J		77			17		
		VMP-24-10-071212	7/12/2012	7.2			<0.021	U		<0.0021	U		<0.0021	U		0.11			0.000027	J		78			15		
		VMP-24-10-100912	10/9/2012	6.3			<0.026	U		<0.0026	U		<0.0026	U		0.07			0.000072	J		78			16		
		VMP-24-10-012313	1/23/2013	5.3			<0.14	U		<0.0028	U		<0.0028	U		<0.14	U		0.000057	J		78			17		
	22 ft	VMP-24-22-021711	2/17/2011	9.7			<0.027	U		<0.0027	U		<0.0027	U		0.16			0.00031			78			12		
		VMP-24-22-041111	4/11/2011	9.3			<0.025	U		<0.0025	U		<0.0025	U		0.021	J		<0.00025	U		78			13		
		VMP-24-22-072811	7/28/2011	9.6			<0.025	U		<0.0025	U		<0.0025	U		0.0046	J		0.00016	J		78			12		
		VMP-24-22-072811-Dup	7/28/2011	9.7			<0.029	U		<0.0029	U		<0.0029	U		<0.14	U		0.00017	J		78			12		
		VMP-24-22-110611	11/6/2011	7.9			<0.018	U		<0.0018	U		<0.0018	U		0.21			0.00011	J		78			14		
		VMP-24-22-012512	1/25/2012	9			<0.016	U		<0.0016	U		<0.0016	U		0.23			0.00011	J		77			14		
		VMP-24-22-041012	4/10/2012	7.7			<0.018	U		<0.0018	U		<0.0018	U		0.075	J		0.000038	J		77			15		
		VMP-24-22-071212	7/12/2012	7.3			<0.022	U		<0.0022	U		<0.0022	U		0.083	J		0.000028	J		78			15		
		VMP-24-22-100912	10/9/2012	7.7			<0.027	U		<0.0027	U		<0.0027	U		0.018	J		0.000033	J		77			15		
		VMP-24-22-012313	1/23/2013	6.4			<0.14	U		<0.0028	U		<0.0028	U		<0.14	U		0.000033	J		77			17		
	34 ft	VMP-24-34-021711	2/17/2011	10			<0.027	U		<0.0027	U		<0.0027	U		0.15			0.000049	J		79			11		
		VMP-24-34-041111	4/11/2011	9.4			<0.024	U		<0.0024	U		<0.0024	U		0.085	J		<0.00024	U		78			13		
		VMP-24-34-072811	7/28/2011	7.5			<0.021	U		<0.0021	U		<0.0021	U		0.024	J		0.00014	J		78			14		
		VMP-24-34-110611	11/6/2011	6.7			<0.014	U		<0.0014	U		<0.0014	U		0.0045	J		0.000074	J		78			15		
		VMP-24-34-012512	1/25/2012	7.6			<0.017	U		<0.0017	U		<0.0017	U		<0.084	U		0.000091	J		77			15		
		VMP-24-34-041012	4/10/2012	4.9			<0.019	U		<0.0019	U		<0.0019	U		0.12			0.000071	J		78			17		
		VMP-24-34-071212	7/12/2012	6.7			<0.018	U		<0.0018	U		<0.0018	U		0.048	J		0.000054	J		78			15		
		VMP-24-34-100912	10/9/2012	6.7			<0.028	U		<0.0028	U		<0.0028	U		0.025	J		0.00017	J		77			16		
		VMP-24-34-012313	1/23/2013	4.7			<0.14	U		<0.0029	U		<0.0029	U		<0.14	U		0.00005	J		78			17		

SEE LAST PAGE OF TABLE FOR NOTES

TABLE 7
CUMULATIVE SUMMARY OF SOIL VAPOR ANALYTICAL RESULTS - NATURAL GASES

Location	Depth	Sample ID	Sample Date	Carbon Dioxide			Carbon Monoxide			Ethane			Ethene			Helium			Methane			Nitrogen			Oxygen		
				Result %	Lab Quals	URS Quals	Result %	Lab Quals	URS Quals	Result %	Lab Quals	URS Quals	Result %	Lab Quals	URS Quals	Result %	Lab Quals	URS Quals	Result %	Lab Quals	URS Quals	Result %	Lab Quals	URS Quals	Result %	Lab Quals	URS Quals
VMP-25	5 ft	VMP-25-5-031511	3/15/2011	4.5			<0.024	U		<0.0024	U		<0.0024	U		<0.12	U		0.044			93			2.9		
		VMP-25-5-040811	4/8/2011	6.9			<0.028	U		<0.0028	U		<0.0028	U		0.024	J		0.0036			90			3.4		
		VMP-25-5-080911	8/9/2011	5.3			<0.023	U		<0.0023	U		<0.0023	U		0.012	J		0.00094			81			14		
		VMP-25-5-080911-DUP	8/9/2011	7.8			<0.02	U		<0.002	U		<0.002	U		0.25			0.0013			180			11		
		VMP-25-5-111711	11/17/2011	3.2			<0.017	U		<0.0017	U		<0.0017	U		<0.084	U		0.000071	J		86			11		
		VMP-25-5-013112	1/31/2012	2.5			<0.018	U		<0.0018	U		<0.0018	U		<0.092	U		0.0001	J		86			11		
		VMP-25-5-042512	4/25/2012	5.9			<0.025	U		<0.0025	U		<0.0025	U		<0.13	U		0.00005	J		84			10		
		VMP-25-5-072612	7/26/2012	12			<0.02	U		<0.002	U		<0.002	U		0.075	J		0.0021			81			6.5		
		VMP-25-5-102612	10/26/2012	4.3			<0.027	U		<0.0027	U		<0.0027	U		0.026	J		0.0002	J		86			10		
		VMP-25-5-030613	3/6/2013	1.9			<0.026	U		<0.0026	U		<0.0026	U		<0.13	U		0.00025	J		81			17		
	21 ft	VMP-25-21-031511	3/15/2011	15			<0.024	U		0.029			<0.0024	U		<0.12	U		30			50			1.1		
		VMP-25-21-031511-DUP	3/15/2011	14			<0.024	U		0.029			<0.0024	U		<0.12	U		29			52			1.2		
		VMP-25-21-040811	4/8/2011	14			<0.025	U		0.02			<0.0025	U		0.009	J		26			54			2.8		
		VMP-25-21-040811-DUP	4/8/2011	13			<0.026	U		0.02			<0.0026	U		0.026	J		25			56			3.3		
		VMP-25-21-080911	8/9/2011	9.2			<0.026	U		0.016			<0.0026	U		0.0086	J		22			61			7.3		
		VMP-25-21-111711	11/17/2011	13			<0.017	U		0.019			<0.0017	U		0.0055	J		26			54			3.8		
		VMP-25-21-111711-DUP	11/17/2011	13			<0.017	U		0.019			<0.0017	U		0.0039	J		26			54			4		
		VMP-25-21-013112	1/31/2012	15			<0.018	U		0.022			<0.0018	U		<0.088	U		30			51			1.2		
		VMP-25-21-013112-DUP	2/1/2012	15			<0.018	U		0.022			<0.0018	U		<0.088	U		30			51			1.1		
		VMP-25-21-042512	4/25/2012	14			<0.018	U		0.022			<0.0018	U		0.011	J		30			52			1.2		
		VMP-25-21-072612	7/26/2012	13			<0.02	U		0.024			<0.002	U		0.0099	J		32			50			1.9		
		VMP-25-21-102612	10/26/2012	15			<0.026	U		0.024			<0.0026	U		<0.13	U		39			41			1.4		
		VMP-25-21-030613	3/6/2013	12			<0.024	U		0.021			<0.0024	U		1.7			31			48			3.9		
	31 ft	VMP-25-31-030613	3/6/2013	12			<0.024	U		0.035			<0.0024	U		<0.12	U		26			57			2.2		
VMP-29	10 ft	VMP-29-10-073012	7/30/2012	9.1			<0.02	U		<0.002	U		<0.002	U		<0.1	U		<0.0002	U		81			9.5		
		VMP-29-10-100812	10/8/2012	8.5			<0.028	U		<0.0028	U		<0.0028	U		<0.14	U		0.00011	J		82			10		
		VMP-29-10-020613	2/6/2013	1.2			<0.14	U		<0.0028	U		<0.0028	U		0.15			0.00009	J		79			20		
	20 ft	VMP-29-20-073012	7/30/2012	9.8			<0.02	U		<0.002	U		<0.002	U		<0.1	U		0.000078	J		81			8.8		
		VMP-29-20-073012-Dup	7/30/2012	9.3			<0.025	U		<0.0025	U		<0.0025	U		0.06	J		0.00003	J		81			9.6		
		VMP-29-20-100812	10/8/2012	9.5			<0.028	U		<0.0028	U		<0.0028	U		0.018	J		0.00011	J		81			9.1		
		VMP-29-20-020613	2/6/2013	0.32			<0.14	U		<0.0028	U		<0.0028	U		0.16			0.00021	J		78			21		
	30 ft	VMP-29-30-073012	7/30/2012	11			<0.021	U		<0.0021	U		<0.0021	U		0.012	J		0.000027	J		82			6.6		
		VMP-29-30-100812	10/8/2012	12			<0.03	U		<0.003	U		<0.003	U		0.026	J		0.000021	J		82			6.1		
		VMP-29-30-020613	2/6/2013	1.8			<0.14	U		<0.0029	U		<0.0029	U		0.043			0.00014	J		78			20		
VMP-30	10 ft	VMP-30-10-073012	7/30/2012	5.1			<0.019	U		<0.0019	U		<0.0019	U		0.007	J		0.000019	J		80			15		
		VMP-30-10-100812	10/8/2012	2.5			<0.028	U		<0.0028	U		<0.0028	U		0.028	J		0.000049	J		79			18		
		VMP-30-10-020613	2/6/2013	0.094			<0.13	U		<0.0026	U		<0.0026	U		<0.13	U		0.000058	J		78			22		
	20 ft	VMP-30-20-073012	7/30/2012	12			<0.019	U		<0.0019	U		<0.0019	U		0.029	J		0.000091	J		83			5		
		VMP-30-20-100812	10/8/2012	11			<0.029	U		<0.0029	U		<0.0029	U		0.036			0.000089	J		81			8.3		
		VMP-30-20-020613	2/6/2013	0.52			<0.13	U		<0.0026	U		<0.0026	U		<0.13	U		0.00013	J		78			21		
	30 ft	VMP-30-30-073012	7/30/2012	14			<0.02	U		<0.002	U		<0.002	U		0.0098	J		0.002			84			2.4		
		VMP-30-30-100812	10/8/2012	14			<0.029	U		<0.0029	U		<0.0029	U		<0.14	U		0.0005			81			5.4		
		VMP-30-30-020613	2/6/2013	1.8			<0.13	U		<0.0026	U		<0.0026	U		<0.13	U		0.00008	J		78			20		
VMP-31	5 ft	VMP-31-5-042512	4/25/2012	0.92			<0.027	U		<0.0027	U		<0.0027	U		0.094	J		0.00011	J		80			19		
		VMP-31-5-072012	7/20/2012	0.63			<0.019	U		<0.0019	U		<0.0019	U		1.3			0.00023			78			20		
		VMP-31-5-102612	10/26/2012	0.47			<0.028	U		<0.0028	U		<0.0028	U		0.062	J		0.00016	J		80			20		
		VMP-31-5-021113	2/11/2013	0.16			<0.13	U		<0.0026	U		<0.0026	U		0.29			0.00012	J		80			20		
	10 ft	VMP-31-10-042512	4/25/2012	1.1			<0.025	U		<0.0025	U		<0.0025	U		0.22			0.00012	J		80			19		
		VMP-31-10-072612	7/26/2012	0.99			<0.02	U		<0.002	U		<0.002	U		<0.098	U		0.00023			79			20		
		VMP-31-10-102612	10/26/2012	0.57			<0.03	U		<0.003	U		<0.003	U		2.6			0.00014	J		77			20		
		VMP-31-10-021313	2/13/2013	0.18			<0.14	U		<0.0028	U		<0.0028	U		0.32			0.00015	J		78			21		
	20 ft	VMP-31-20-101912	10/19/2012	8			<0.028	U		<0.0028	U		<0.0028	U		0.21			0.014			82			9.9		
		VMP-31-20-021113	2/11/2013	3.6			<0.14	U		<0.0028	U		<0.0028	U		<0.14	U		0.0044			78			18		
	30 ft	VMP-31-30-042512	4/25/2012	11			<0.02	U		0.00049	J		0.000081	J		0.016	J		1.2			86			1.8		
		VMP-31-30-042512-Dup	4/25/2012	12			<0.02	U		0.00022	J		<0.002	U		0.0094	J		0.92			85			1.7		
		VMP-31-30-072012	7/20/2012	9.3			<0.019	U		<0.0019	U		<0.0019	U		0.023	J		0.079			83			7.8		
		VMP-31-30-101912	10/19/2012	2.5			<0.028	U		<0.0028	U		<0.0028	U		0.021	J		0.0031			79			18		
		VMP-31-30-021113	2/11/2013	11			<0.14	U		<0.0028	U		<0.0028	U		<0.14	U		0.0088			83			5.6		
VMP-32	5 ft	VMP-32-5-042512	4/25/2012	0.29			<0.026	U		<0.0026	U		<0.0026	U		0.066	J		0.0002	J		79			21		
		VMP-32-5-072012	7/20/2012	1.1			<0.017	U		<0.0017	U		<0.0017	U		0.095			0.00016	J		79			20		
		VMP-32-5-101812	10/18/2012	0.88			<0.032	U		<0.0032	U		<0.0032	U		0.024	J		0.000068	J		81			18		
		VMP-32-5-020513	2/5/2013	0.25			<0.13	U		<0.0025	U		<0.0025	U		<0.13	U		0.00013	J		79			21		
	10 ft	VMP-32-10-041612	4/16/2012	2.3			<0.023	U		<0.0023	U		<0.0023	U		0.15			0.00013	J		76			22		
		VMP-32-10-072012	7/20/2012	3.7			<0.02	U		<0.002	U		<0.002	U		0.056	J		0.000063	J		79			17		
		VMP-32-10-101812	10/18/2012	3.4			<0.03	U		<0.003	U		<0.003	U		0.018	J		0.000036	J		80			17		
		VMP-32-10-020513	2/5/2013	2.2			<0.13	U		<0.0025	U		<0.0025	U		<0.13	U		0.000027	J		79			19		
	20 ft	VMP-32-20-041612	4/16/2012	3.7			<0.02	U		<0.002	U		<0.002	U		0.057	J		0.00013	J		80			16		
		VMP-32-20-072012	7/20/2012	4.9			<0.019	U		<0.0019	U		<0.0019	U		0.022	J		0.000079	J		81			14		
		VMP-32-20-101812	10/18/2012	4.8			<0.028	U		<0.0028	U		<0.0028	U		0.013	J		0.000027	J		79			16		
		VMP-32-20-020513	2/5/2013	3.4			<0.14	U		<0.0028	U		<0.0028	U		<0.14	U		0.000026	J		79			18		
	30 ft	VMP-32-30-041612	4/16/2012	11			<0.019	U		0.00022	J		<0.0019	U		0.1			0.83			86			1.9		
		VMP-32-30-072012	7/20/2012	11			<0.019	U		0.0001	J		<0.0019	U		0.059	J		0.44			87			1.6		
		VMP-32-30-101812	10/18/2012	10			<0.028	U		<0.0028	U		<0.0028	U		0.013	J		0.015			83			7		
		VMP-32-30-020513	2/5/2013	14			<0.14	U		<0.0028	U		<0.0028	U		<0.14	U		0.00075			82			4.3		

SEE LAST PAGE OF TABLE FOR NOTES

TABLE 7
CUMULATIVE SUMMARY OF SOIL VAPOR ANALYTICAL RESULTS - NATURAL GASES

Location	Depth	Sample ID	Sample Date	Carbon Dioxide			Carbon Monoxide			Ethane			Ethene			Helium			Methane			Nitrogen			Oxygen		
				Result %	Lab Quals	URS Quals	Result %	Lab Quals	URS Quals	Result %	Lab Quals	URS Quals	Result %	Lab Quals	URS Quals	Result %	Lab Quals	URS Quals	Result %	Lab Quals	URS Quals	Result %	Lab Quals	URS Quals	Result %	Lab Quals	URS Quals
VMP-41	10 ft	VMP-41-10-072712	7/27/2012	5.2			<0.02	U		<0.002	U		<0.002	U		0.019	J		0.00014	J		80			15		
		VMP-41-10-100912	10/9/2012	4.8			<0.03	U		<0.003	U		<0.003	U		0.011	J		0.000022	J		81			14		
		VMP-41-10-012913	1/29/2013	0.41			<0.15	U		<0.003	U		<0.003	U		<0.15	U		0.000038	J		78			21		
	20 ft	VMP-41-20-072712	7/27/2012	7.2			<0.019	U		<0.0019	U		<0.0019	U		<0.094	U		0.000023	J		80			13		
		VMP-41-20-072712-Dup	7/27/2012	7.1			<0.019	U		<0.0019	U		<0.0019	U		<0.096	U		0.000018	J		80			13		
		VMP-41-20-100912	10/9/2012	6.5			<0.029	U		<0.0029	U		<0.0029	U		0.53			0.000027	J		81			12		
		VMP-41-20-100912-Dup	10/9/2012	6.7			<0.03	U		<0.003	U		<0.003	U		0.019	J		0.000024	J		81			12		
		VMP-41-20-012913	1/29/2013	0.88			<0.15	U		<0.003	U		<0.003	U		<0.15	U		0.000032	J		79			20		
	30 ft	VMP-41-30-072712	7/27/2012	8.2			<0.019	U		<0.0019	U		<0.0019	U		0.0071	J		0.000037	J		80			12		
		VMP-41-30-100912	10/9/2012	8.6			<0.031	U		<0.0031	U		<0.0031	U		<0.16	U		0.000058	J		81			10		
		VMP-41-30-012913	1/29/2013	1.9			<0.28	U		<0.0057	U		<0.0057	U		<0.28	U		<0.00057	U		76			22		
VMP-42	10 ft	VMP-42-10-041812	4/18/2012	3.1			<0.022	U		<0.0022	U		<0.0022	U		0.052	J		<0.00022	U		79			18		
		VMP-42-10-041812-Dup	4/18/2012	3.1			<0.023	U		<0.0023	U		<0.0023	U		0.031	J		<0.00023	U		79			18		
		VMP-42-20-041812	4/18/2012	9.6			<0.024	U		<0.0024	U		<0.0024	U		0.038	J		0.064			83			7.4		
		VMP-42-10-071912	7/19/2012	2.5			<0.026	U		<0.0026	U		<0.0026	U		0.1	J		0.000028	J		79			19		
		VMP-42-10-101212	10/12/2012	0.92			<0.031	U		<0.0031	U		<0.0031	U		<0.15	U		0.00002	J		79			20		
		VMP-42-10-013113	1/31/2013	0.45			<0.14	U		<0.0028	U		<0.0028	U		<0.14	U		0.000027	J		78			21		
	20 ft	VMP-42-20-071912	7/19/2012	6.7			<0.024	U		<0.0024	U		<0.0024	U		0.055	J		0.000033	J		220			14		
		VMP-42-20-101212	10/12/2012	3.4			<0.037	U		<0.0037	U		<0.0037	U		0.093	J		0.000036	J		79			18		
		VMP-42-20-101212-Dup	10/12/2012	3.3			<0.028	U		<0.0028	U		<0.0028	U		0.051	J		0.000047	J		78			19		
		VMP-42-20-013113	1/31/2013	2.5			<0.13	U		<0.0026	U		<0.0026	U		<0.13	U		0.00002	J		78			19		
	30 ft	VMP-42-30-041912	4/19/2012	12			<0.019	U		0.00022	J		<0.0019	U		0.028	J		0.45			86			1.8		
		VMP-42-30-071912	7/19/2012	9.2			<0.023	U		<0.0023	U		<0.0023	U		0.048	J		0.027			89			2.1		
		VMP-42-30-101212	10/12/2012	8.2			<0.029	U		<0.0029	U		<0.0029	U		0.035	J		0.0017			79			13		
		VMP-42-30-101212-Dup	10/12/2012	8.2			<0.029	U		<0.0029	U		<0.0029	U		0.04	J		0.0017			79			13		
		VMP-42-30-013113	1/31/2013	6.6			<0.14	U		<0.0028	U		<0.0028	U		<0.14	U		0.00029			79			14		
VMP-43	10 ft	VMP-43-10-041612	4/16/2012	0.88			<0.025	U		<0.0025	U		<0.0025	U		0.43			0.00011	J		81			18		
		VMP-43-10-071912	7/19/2012	0.87			<0.023	U		<0.0023	U		<0.0023	U		0.16			0.00019	J		80			19		
		VMP-43-10-101612	10/16/2012	0.55			<0.032	U		<0.0032	U		<0.0032	U		0.071	J		0.00011	J		80			19		
	20 ft	VMP-43-20-041612	4/16/2012	4.8			<0.019	U		<0.0019	U		<0.0019	U		0.16			0.012			80			15		
		VMP-43-20-071912	7/19/2012	2.9			<0.024	U		<0.0024	U		<0.0024	U		0.073	J		0.0016			80			17		
		VMP-43-20-101812	10/18/2012	1.9			<0.026	U		<0.0026	U		<0.0026	U		0.054	J		0.0008			80			18		
		VMP-43-20-012413	1/24/2013	3.2			<0.13	U		<0.0026	U		<0.0026	U		<0.13	U		0.00065			79			18		
	30 ft	VMP-43-30-042312	4/23/2012	2.8			<0.023	U		<0.0023	U		<0.0023	U		0.016	J		0.0008			75			22		
		VMP-43-30-071912	7/19/2012	2.5			<0.031	U		<0.0031	U		<0.0031	U		0.044	J		0.00071			80			18		
		VMP-43-30-101812	10/18/2012	1.3			<0.037	U		<0.0037	U		<0.0037	U		0.016	J		0.000047	J		79			20		
		VMP-43-30-012413	1/24/2013	1.7			<0.13	U		<0.0027	U		<0.0027	U		<0.13	U		0.00004	J		79			19		
VMP-44	10 ft	VMP-44-10-041912	4/19/2012	9.1			<0.018	U		<0.0018	U		<0.0018	U		0.047	J		0.025			84			6.6		
		VMP-44-10-072012	7/20/2012	14			<0.018	U		<0.0018	U		<0.0018	U		0.037	J		0.022			81			4.3		
		VMP-44-10-081012	8/10/2012	12			<0.018	U		<0.0018	U		<0.0018	U		0.038	J		0.045			91			6.4		
		VMP-44-10-101212	10/12/2012	5.9			<0.028	U		<0.0028	U		<0.0028	U		1.4			0.0063			81			12		
		VMP-44-10-012513	1/25/2013	7.2			<0.12	U		0.000081	J		<0.0023	U		<0.12	U		0.0024			85			7.7		
	20 ft	VMP-44-20-041912	4/19/2012	12			<0.02	U		<0.002	U		<0.002	U		0.17			0.069			85			2.5		
		VMP-44-20-072512	7/25/2012	15			<0.021	U		<0.0021	U		<0.0021	U		0.056	J		0.019			81			3.9		
		VMP-44-20-101212	10/12/2012	11			<0.03	U		<0.003	U		<0.003	U		0.21			0.0086			81			7.8		
		VMP-44-20-012513	1/25/2013	10			<0.12	U		0.000081	J		<0.0025	U		<0.12	U		0.021			83			7.3		
	30 ft	VMP-44-30-041912	4/19/2012	12			<0.019	U		<0.0019	U		<0.0019	U		0.046	J		0.076			86			2.2		
		VMP-44-30-072512	7/25/2012	9.2			<0.02	U		<0.002	U		<0.002	U		0.028	J		0.0033			81			10		
		VMP-44-30-072512-Dup	7/25/2012	9.4			<0.02	U		<0.002	U		<0.002	U		0.016	J		0.0034			81			9.9		
		VMP-44-30-101512	10/15/2012	5.3			<0.03	U		<0.003	U		<0.003	U		0.019	J		0.003			80			15		
		VMP-44-30-101512-Dup	10/15/2012	5.1			<0.028	U		<0.0028	U		<0.0028	U		0.018	J		0.0029			80			15		
		VMP-44-30-012513	1/25/2013	0.073		J	<0.19	U	UJ	0.0002	J	J	<0.0038	U	UJ	9.9		J	0.00034	J	J	71		J	19		J

TABLE 7
CUMULATIVE SUMMARY OF SOIL VAPOR ANALYTICAL RESULTS - NATURAL GASES

Location	Depth	Sample ID	Sample Date	Carbon Dioxide			Carbon Monoxide			Ethane			Ethene			Helium			Methane			Nitrogen			Oxygen		
				Result %	Lab Quals	URS Quals	Result %	Lab Quals	URS Quals	Result %	Lab Quals	URS Quals	Result %	Lab Quals	URS Quals	Result %	Lab Quals	URS Quals	Result %	Lab Quals	URS Quals	Result %	Lab Quals	URS Quals	Result %	Lab Quals	URS Quals
VMP-45	10 ft	VMP-45-10-041912	4/19/2012	0.86			<0.031	U		<0.0031	U		<0.0031	U		0.11	J		<0.00031	U		79			20		
		VMP-45-10-071912	7/19/2012	0.83			<0.024	U		<0.0024	U		<0.0024	U		0.053	J		0.000027	J		79			20		
		VMP-45-10-101512	10/15/2012	0.4			<0.029	U		<0.0029	U		<0.0029	U		0.06	J		0.000018	J		80			20		
		VMP-45-10-013013	1/30/2013	0.13			<0.13	U		<0.0025	U		<0.0025	U		<0.13	U		0.000046	J		80			20		
	20 ft	VMP-45-20-041912	4/19/2012	6.3			<0.018	U		<0.0018	U		<0.0018	U		0.14			0.0003			80			14		
		VMP-45-20-071912	7/19/2012	4.2			<0.018	U		<0.0018	U		<0.0018	U		0.6			0.00022			78			17		
		VMP-45-20-101512	10/15/2012	2.4			<0.028	U		<0.0028	U		<0.0028	U		0.028	J		0.00076			80			18		
		VMP-45-20-013013	1/30/2013	2			<0.13	U		<0.0026	U		<0.0026	U		<0.13	U		0.0012			79			19		
	30 ft	VMP-45-30-041912	4/19/2012	10			<0.019	U		<0.0019	U		<0.0019	U		0.033	J		0.024			85			4.9		
		VMP-45-30-071912	7/19/2012	7.8			<0.019	U		<0.0019	U		<0.0019	U		0.045	J		0.00082			83			9.3		
		VMP-45-30-101512	10/15/2012	4.1			<0.028	U		<0.0028	U		<0.0028	U		0.03	J		0.0005			80			16		
		VMP-45-30-101512-Dup	10/15/2012	4.2			<0.027	U		<0.0027	U		<0.0027	U		0.026	J		0.0005			80			16		
		VMP-45-30-013013	1/30/2013	2.5			<0.12	U		<0.0024	U		<0.0024	U		<0.12	U		0.00046			80			18		
VMP-47	5 ft	VMP-47-5-012113	1/21/2013	6.8			<0.14	U		<0.0029	U		<0.0029	U		<0.14	U		0.00002	J		81			12		
		[1]VMP-47-5-012313-R	1/23/2013	11			<0.12	U		0.0012	J		<0.0024	U		<0.12	U		3.9			83			1.7		
	10 ft	VMP-47-10-012113	1/21/2013	12			<0.14	U		<0.0028	U		<0.0028	U		<0.14	U		<0.00028	U		83			5.3		
		[1]VMP-47-10-012313-R	1/23/2013	11			<0.12	U		<0.0024	U		<0.0024	U		<0.12	U		0.14			86			2.5		
	20 ft	VMP-47-20-012113	1/21/2013	13			<0.13	U		0.0001	J		<0.0025	U		0.66			0.4			84			2		
		[1]VMP-47-20-012313-R	1/23/2013	12			<0.12	U		0.00061	J		<0.0024	U		<0.12	U		2.1			84			1.5		
	30 ft	VMP-47-30-012113	1/21/2013	12			<0.13	U		0.00041	J		<0.0026	U		<0.13	U		2.2			84			1.5		
		[1]VMP-47-30-012313-R	1/23/2013	11			<0.12	U		0.0014	J		<0.0024	U		<0.12	U		4.9			82			1.4		
VMP-48	5 ft	VMP-48-5-020113	2/1/2013	0.33			<0.13	U		<0.0026	U		<0.0026	U		0.022	J		0.00023	J		79			21		
	10 ft	VMP-48-10-020113	2/1/2013	2.7			<0.13	U		<0.0027	U		<0.0027	U		<0.13	U		0.000057	J		78			19		
	20 ft	VMP-48-20-020113	2/1/2013	4.2			<0.13	U		<0.0026	U		<0.0026	U		<0.13	U		0.000044	J		78			18		
	30 ft	VMP-48-30-020113	2/1/2013	11			<0.13	U		<0.0026	U		<0.0026	U		0.029	J		0.0017			87			1.6		
		VMP-48-30-020113-DUP	2/1/2013	11			<0.13	U		<0.0026	U		<0.0026	U		0.025	J		0.0017			87			1.7		
VMP-49	5 ft	VMP-49-5-020113	2/1/2013	0.71			<0.13	U		<0.0027	U		<0.0027	U		<0.13	U		<0.00027	U		79			20		
	10 ft	VMP-49-10-020113	2/1/2013	0.58			<0.13	U		<0.0026	U		<0.0026	U		<0.13	U		0.000051	J		79			20		
	20 ft	VMP-49-20-020113	2/1/2013	0.39			<0.13	U		<0.0026	U		<0.0026	U		0.75			0.00015	J		79			20		
	30 ft	VMP-49-30-020113	2/1/2013	11			<0.12	U		<0.0025	U		<0.0025	U		0.02	J		0.069			84			4.4		
VMP-50	5 ft	VMP-50-5-020113	2/1/2013	0.85			<0.13	U		<0.0025	U		<0.0025	U		<0.13	U		0.00023	J		79			20		
	10 ft	VMP-50-10-020113	2/1/2013	4			<0.14	U		<0.0028	U		<0.0028	U		<0.14	U		0.000044	J		80			16		
	20 ft	VMP-50-20-020113	2/1/2013	0.39			<0.13	U		<0.0027	U		<0.0027	U		0.03	J		0.00037			80			20		
	30 ft	VMP-50-30-020113	2/1/2013	8			<0.13	U		0.000056	J		0.000051	J		<0.13	U		0.56			77			14		
VMP-51	5 ft	VMP-51-5-020113	2/1/2013	0.33			<0.14	U		<0.0027	U		<0.0027	U		<0.14	U		0.000057	J		80			20		
	10 ft	VMP-51-10-020113	2/1/2013	0.72			<0.14	U		<0.0028	U		<0.0028	U		<0.14	U		<0.00028	U		79			20		
	20 ft	VMP-51-20-021513-R	2/15/2013	2.9			<0.13	U		<0.0026	U		<0.0026	U		<0.13	U		<0.00026	U		78			19		
	30 ft	VMP-51-30-020413	2/4/2013	4			<0.14	U		<0.0029	U		<0.0029	U		0.036	J		0.000024	J		78			18		
		VMP-51-30-020413-DUP	2/4/2013	3.9			<0.14	U		<0.0028	U		<0.0028	U		0.034	J		0.000028	J		78			18		
VMP-52	5 ft	VMP-52-5-020413	2/4/2013	0.98			<0.13	U		<0.0025	U		<0.0025	U		<0.13	U		0.00031			81			18		
	10 ft	VMP-52-10-020413	2/4/2013	2.6			<0.12	U		<0.0024	U		<0.0024	U		<0.12	U		0.00068			82			15		
	20 ft	VMP-52-20-020413	2/4/2013	6			<0.13	U		<0.0027	U		<0.0027	U		0.031	J		0.00073			81			13		
		VMP-52-20-020413-DUP	2/4/2013	6.1			<0.13	U		<0.0026	U		<0.0026	U		0.036	J		0.00074			81			13		
	30 ft	VMP-52-30-020413	2/4/2013	7			<0.14	U		<0.0028	U		<0.0028	U		<0.14	U		0.0014			81			12		
VMP-53	5 ft	VMP-53-5-020513	2/5/2013	0.49			<0.13	U		<0.0026	U		<0.0026	U		<0.13	U		0.000073	J		78			21		
	10 ft	VMP-53-10-020513	2/5/2013	0.59			<0.13	U		<0.0026	U		<0.0026	U		0.027	J		0.000018	J		78			21		
		VMP-53-10-020513-DUP	2/5/2013	0.58			<0.12	U		<0.0025	U		<0.0025	U		0.019	J		0.00002	J		78			21		
	20 ft	VMP-53-20-020513	2/5/2013	1.8			<0.13	U		<0.0026	U		<0.0026	U		<0.13	U		0.000029	J		78			20		
	30 ft	VMP-53-30-020513	2/5/2013	3.5			<0.13	U		<0.0027	U		<0.0027	U		0.026	J		0.000043	J		78			19		
VMP-54	5 ft	VMP-54-5-020613	2/6/2013	1.7			<0.14	U		<0.0028	U		<0.0028	U		<0.14	U		0.00011	J		79			19		
	10 ft	VMP-54-10-020613	2/6/2013	3.2			<0.14	U		<0.0028	U		<0.0028	U		<0.14	U		<0.00028	U		79			18		
	20 ft	VMP-54-20-020613	2/6/2013	4.7			<0.14	U		<0.0028	U		<0.0028	U		0.039	J		<0.00028	U		80			15		
		VMP-54-20-020613-DUP	2/6/2013	4.6			<0.14	U		<0.0028	U		<0.0028	U		0.035	J		0.000022	J		80			15		
	30 ft	VMP-54-30-020613	2/6/2013	5.3			<0.15	U		<0.003	U		<0.003	U		0.032	J		0.000042	J		81			14		
		VMP-54-30-020613-DUP	2/6/2013	5.4			<0.15	U		<0.003	U		<0.003	U		0.028	J		0.000051	J		81			14		
VMP-55	20 ft	VMP-55-20-021513	2/15/2013	16			<0.14	U		0.0046			<0.0028	U		0.17			11			69			3.2		

Notes
Lab Qualifiers
J = Estimated value; results between the MDL and RL
U = Compound analyzed for but not detected above the RL
URS Qualifiers
J = Estimated detection
UJ = Estimated non-detect
U = Non-detect due to blank contamination

[1] Grab sample taken
[2] After post sampling was conducted integrity issue were identified and sample results are not representative
[3] Sample compromised at laboratory and data not representative

SEE LAST PAGE OF TABLE FOR NOTES

TABLE 8
TEDLAR SAMPLE DATA FOR VMP-1 AND VMP-47

Sample ID	Date	Initial Reading Time (24-Hour)	Vacuum/Pressure	Gauging Information			Fixed Gases				Soil Vapor Concentrations				Comment(s)
			Initial Reading (Inches of H2O)	Depth to Product (FT BTOC)	Depth to Water (FT BTOC)	Depth to Top of Screen (FT BTOC)	CH4 (%)	LEL (%)	CO_2 (%)	O_2 (%)	PID (ppmv)	THC (ppmv)	CH4 (ppmv)	PHC (ppmv)	
VMP-1-5	1/16/2013	1345	0.02	NM	NM	NM	OVR	OVR	3.6	12.6	92.48	120,000	64,200	55,800	
VMP-1-5	1/19/2013	956	0.01	NM	NM	NM	OVR	OVR	3.1	11.4	100	232,000	103,000	129,000	
VMP-1-5	1/21/2013	1005	-0.05	NM	NM	NM	0.0	0.0	0.3	20.6	10.50	73.10	16.80	56.30	
VMP-1-5	1/22/2013	900	-0.08	NM	NM	NM	0.0	0.0	0.3	20.7	2.20	30.7	19.1	11.6	
VMP-1-5	1/22/2013	1601	0.05	NM	NM	NM	OVR	OVR	1.5	15.3	71.16	88,900	54,200	34,700	
VMP-1-5	1/23/2013	812	0.03	NM	NM	NM	OVR	OVR	3.1	14.4	87.97	91,800	53,000	38,800	
VMP-1-5	1/23/2013	1140	0.07	NM	NM	NM	21.4	OVR	3.6	15.7	77.25	35,300	21,800	13,500	
VMP-1-5	1/24/2013	910	-0.11	NM	NM	NM	0.0	1.0	0.4	20.6	18.8	166	26.3	140	
VMP-1-5	1/24/2013	1600	0.00	NM	NM	NM	OVR	OVR	1.7	15.8	77.5	60,000	36,500	23,500	
VMP-1-5	1/25/2013	843	-0.07	NM	NM	NM	OVR	OVR	2.8	15.3	91.2	81,000	45,500	35,500	
VMP-1-5	1/25/2013	1546	-0.05	NM	NM	NM	OVR	OVR	2.7	14.9	88.3	100,000	51,600	48,400	
VMP-1-5	1/28/2013	815	-0.13	NM	NM	NM	OVR	OVR	1.7	14.2	110	76,200	29,200	47,000	
VMP-1-5	1/28/2013	1610	-0.09	NM	NM	NM	28.5	OVR	2.2	14.6	123	14,600	4,200	10,400	
VMP-1-5	1/29/2013	855	-0.01	NM	NM	NM	OVR	OVR	2.2	14.0	77.7	77,700	34,600	43,100	
VMP-1-5	1/29/2013	1417	0.18	NM	NM	NM	OVR	OVR	3.9	13.9	82.1	97,200	50,100	47,100	
VMP-1-5	1/30/2013	900	-0.06	NM	NM	NM	OVR	OVR	3.3	12.0	119	86,900	36,300	50,600	
VMP-1-5	1/30/2013	1550	-0.33	NM	NM	NM	3.6	72.0	1.8	18.6	89.6	3,200	825	2,375	
VMP-1-5	1/31/2013	950	-0.19	NM	NM	NM	0.0	0.0	0.5	20.5	9.4	113	12.0	101	
VMP-1-5	1/31/2013	1545	-0.14	NM	NM	NM	0.0	0.0	0.5	20.6	6.2	83.3	8.8	74.5	
VMP-1-5	2/1/2013	915	-0.07	NM	NM	NM	0.0	0.0	0.4	20.5	4.5	54.9	14.0	40.9	
VMP-1-5	2/1/2013	1550	0.00	NM	NM	NM	OVR	OVR	1.5	15.0	73.7	115,000	64,500	50,500	
VMP-1-5	2/4/2013	850	-0.47	NM	NM	NM	1.3	26.0	3.7	14.8	42.3	2,100	1,300	800	
VMP-1-5	2/4/2013	1545	-0.29	NM	NM	NM	1.2	24.0	3.9	15.0	43.9	1,910	1,070	840	
VMP-1-5	2/5/2013	835	-0.22	NM	NM	NM	0.0	0.0	1.4	20.3	7.9	76.9	1.5	75.4	
VMP-1-5	2/5/2013	1525	-0.25	NM	NM	NM	41.5	OVR	1.5	17.8	48.4	33,300	17,400	15,900	
VMP-1-5	2/6/2013	848	-0.31	NM	NM	NM	0.0	0.0	0.4	20.5	2.7	40.1	19.2	20.9	
VMP-1-5	2/6/2013	1600	-0.19	NM	NM	NM	OVR	OVR	1.3	14.3	58.1	52,300	28,400	23,900	
VMP-1-5	2/7/2013	925	-0.25	NM	NM	NM	8.1	OVR	2.0	15.4	87.8	8,500	3,070	5,430	
VMP-1-5	2/7/2013	1418	0.03	NM	NM	NM	OVR	OVR	3.4	12.9	52.4	175,000	94,800	80,200	
VMP-1-5	2/8/2013	913	-0.26	NM	NM	NM	0.0	1.0	1.0	20.5	9.0	208	72	136	
VMP-1-5	2/8/2013	1515	-0.16	NM	NM	NM	0.0	0.0	0.6	20.5	5.3	63.7	0.0	63.7	
VMP-1-5	2/11/2013	905	-0.22	NM	NM	NM	1.5	30.0	1.6	18.7	42.2	1,820	85.9	1,734	
VMP-1-5	2/11/2013	1508	-0.14	NM	NM	NM	0.8	17.0	1.6	19.1	29.3	995	25.0	970	
VMP-1-5	2/12/2013	906	-0.15	NM	NM	NM	0.2	4.0	1.4	19.6	15.1	252	31.4	221	
VMP-1-5	2/12/2013	1410	0.08	NM	NM	NM	OVR	OVR	1.7	14.3	55.0	125,000	46,000	79,000	
VMP-1-5	2/13/2013	946	0.00	NM	NM	NM	OVR	OVR	2.6	13.6	69.3	95,400	44,500	50,900	
VMP-1-5	2/13/2013	1500	0.00	NM	NM	NM	14.2	OVR	3.4	14.3	105	20,100	8,200	11,900	
VMP-1-5	2/26/2013	900	0.06	NM	NM	NM	65.0	OVR	4.1	13.0	75.7	49,200	33,000	16,200	
VMP-1-5	3/21/2013	1256	-0.01	NM	NM	NM	0.0	0.00	0.2	18.6	0.9	1.9	0.0	1.9	VMP reinstalled 3/6/13.

TABLE 8
TEDLAR SAMPLE DATA FOR VMP-1 AND VMP-47

Sample ID	Date	Initial Reading Time (24-Hour)	Vacuum/Pressure	Gauging Information			Fixed Gases				Soil Vapor Concentrations				Comment(s)
			Initial Reading (Inches of H2O)	Depth to Product (FT BTOC)	Depth to Water (FT BTOC)	Depth to Top of Screen (FT BTOC)	CH4 (%)	LEL (%)	CO_2 (%)	O_2 (%)	PID (ppmv)	THC (ppmv)	CH4 (ppmv)	PHC (ppmv)	
VMP-1-8.5	1/16/2013	1350	0.06	NM	NM	NM	1.5	31.0	1.7	19.1	59.1	4,200	1,800	2,400	
VMP-1-8.5	1/19/2013	957	-0.41	NM	NM	NM	OVR	OVR	4.0	12.6	115	123,000	57,500	65,500	
VMP-1-8.5	1/21/2013	1006	-1.15	NM	NM	NM	0.0	0.0	0.2	20.8	1.3	9.4	0.0	9.4	
VMP-1-8.5	1/22/2013	901	-0.09	NM	NM	NM	0.0	0.0	0.8	20.4	1.4	14.4	3.9	10.5	
VMP-1-8.5	1/22/2013	1602	0.05	NM	NM	NM	1.0	19.0	2.6	16.9	22.3	3,800	2,800	1,000	
VMP-1-8.5	1/23/2013	817	0.04	NM	NM	NM	2.6	52.0	3.4	16.1	40.3	6,750	6,600	150	
VMP-1-8.5	1/23/2013	1145	0.08	NM	NM	NM	0.4	8.0	3.8	16.2	18.3	1,225	970	255	
VMP-1-8.5	1/24/2013	915	-0.11	NM	NM	NM	0.0	1.0	0.5	20.5	17.5	140	17.7	122	
VMP-1-8.5	1/24/2013	1601	0.00	NM	NM	NM	1.1	22.0	2.5	16.8	33.5	2,900	2,200	700	
VMP-1-8.5	1/25/2013	844	-0.08	NM	NM	NM	OVR	OVR	3.5	13.5	89.2	113,000	59,400	53,600	
VMP-1-8.5	1/25/2013	1547	-0.12	NM	NM	NM	OVR	OVR	3.8	12.9	97.6	136,000	62,200	73,800	
VMP-1-8.5	1/28/2013	816	-0.07	NM	NM	NM	OVR	OVR	3.0	13.0	114	110,000	48,000	62,000	
VMP-1-8.5	1/28/2013	1611	0.00	NM	NM	NM	0.5	11.0	3.7	14.9	36	1,000	290	710	
VMP-1-8.5	1/29/2013	856	0.00	NM	NM	NM	16.7	OVR	3.8	14.5	82.7	11,200	4,800	6,400	
VMP-1-8.5	1/29/2013	1418	0.19	NM	NM	NM	1.3	26.0	4.1	14.0	37.4	3,700	2,200	1,500	
VMP-1-8.5	1/30/2013	905	-0.10	NM	NM	NM	OVR	OVR	4.2	11.5	120.0	88,500	34,900	53,600	
VMP-1-8.5	1/30/2013	1551	-0.35	NM	NM	NM	7.1	OVR	2.3	17.2	120.0	6,000	1,650	4,350	
VMP-1-8.5	1/31/2013	951	-0.17	NM	NM	NM	0.0	0.0	0.8	20.2	6.9	67.3	6.4	60.9	
VMP-1-8.5	1/31/2013	1546	-0.13	NM	NM	NM	0.0	0.0	0.7	20.4	5.9	77.6	16.5	61.1	
VMP-1-8.5	2/1/2013	916	-0.09	NM	NM	NM	0.0	0.0	0.5	20.4	3.4	34.3	5.7	28.6	
VMP-1-8.5	2/1/2013	1551	0.00	NM	NM	NM	1.5	30.0	2.5	16.8	30.6	6,000	4,000	2,000	
VMP-1-8.5	2/4/2013	851	-0.24	NM	NM	NM	0.0	0.0	3.8	15.1	4.6	97.3	77.6	19.7	
VMP-1-8.5	2/4/2013	1546	-0.25	NM	NM	NM	0.0	1.0	3.9	15.6	7.7	300	190	110	
VMP-1-8.5	2/5/2013	836	-0.22	NM	NM	NM	1.0	20.0	2.4	19.3	35.0	2,520	1,740	780	
VMP-1-8.5	2/5/2013	1526	-0.34	NM	NM	NM	OVR	OVR	3.1	13.6	77.3	110,000	52,300	57,700	
VMP-1-8.5	2/6/2013	849	-0.60	NM	NM	NM	0.0	0.0	0.6	20.2	2.9	30.8	5.3	25.5	
VMP-1-8.5	2/6/2013	1601	-0.14	NM	NM	NM	10.5	OVR	2.6	16.2	28.5	11,100	5,560	5,540	
VMP-1-8.5	2/7/2013	926	-0.19	NM	NM	NM	0.0	1.0	3.3	16.3	9.4	229	132	97	
VMP-1-8.5	2/7/2013	1419	-0.25	NM	NM	NM	5.0	OVR	3.5	15.6	28.9	13,500	11,500	2,000	
VMP-1-8.5	2/8/2013	914	-0.50	NM	NM	NM	0.0	0.0	1.4	19.9	4.8	60.1	4.6	55.6	
VMP-1-8.5	2/8/2013	1516	-0.02	NM	NM	NM	0.0	0.0	1.5	19.3	3.0	32.5	0.0	32.5	
VMP-1-8.5	2/11/2013	906	-0.20	NM	NM	NM	1.9	38.0	2.2	17.9	48.0	1,915	36.5	1,879	
VMP-1-8.5	2/11/2013	1509	-0.12	NM	NM	NM	0.6	12.0	2.2	18.0	24.6	750	7.5	743	
VMP-1-8.5	2/12/2013	907	-0.14	NM	NM	NM	0.2	5.0	1.2	18.4	17.6	365	136	229	
VMP-1-8.5	2/12/2013	1411	0.09	NM	NM	NM	18.8	OVR	3.3	15.2	43.0	16,000	13,000	3,000	
VMP-1-8.5	2/13/2013	947	0.00	NM	NM	NM	OVR	OVR	3.6	14.2	92.8	33,600	11,600	22,000	
VMP-1-8.5	2/13/2013	1501	0.00	NM	NM	NM	0.5	10	3.8	15.3	32.6	900	660	240	
VMP-1-8.5	2/26/2013	900	0.06	NM	NM	NM	0.4	9.0	4.0	14.9	27.3	1,100	579	521	
VMP-1-8.5	3/21/2013	1300	-0.02	NM	NM	NM	0.0	0.0	2.1	18.6	0.5	1.2	0.0	1.2	VMP reinstalled 3/6/13.

SEE LAST PAGE OF TABLE FOR NOTES

TABLE 8
TEDLAR SAMPLE DATA FOR VMP-1 AND VMP-47

Sample ID	Date	Initial Reading Time (24-Hour)	Vacuum/Pressure	Gauging Information			Fixed Gases				Soil Vapor Concentrations				Comment(s)
			Initial Reading (Inches of H2O)	Depth to Product (FT BTOC)	Depth to Water (FT BTOC)	Depth to Top of Screen (FT BTOC)	CH4 (%)	LEL (%)	CO_2 (%)	O_2 (%)	PID (ppmv)	THC (ppmv)	CH4 (ppmv)	PHC (ppmv)	
VMP-1-23.5	1/16/2013	1355	0.06	NM	NM	NM	OVR	OVR	4.8	9.0	86.3	220,000	105,000	115,000	
VMP-1-23.5	1/19/2013	958	0.10	NM	NM	NM	OVR	OVR	5.1	8.7	94.3	240,000	110,000	130,000	
VMP-1-23.5	1/21/2013	1007	-1.40	NM	NM	NM	0.2	4.0	4.9	13.7	21.6	315	284	31.0	
VMP-1-23.5	1/22/2013	902	-0.09	NM	NM	NM	0.0	0.0	4.9	14.2	4.30	17.8	2.6	15.2	
VMP-1-23.5	1/22/2013	1603	0.06	NM	NM	NM	OVR	OVR	10.5	3.5	90.78	77,100	35,500	41,600	
VMP-1-23.5	1/23/2013	822	0.04	NM	NM	NM	OVR	OVR	10.3	3.2	105	115,000	48,200	66,800	
VMP-1-23.5	1/23/2013	1205	0.14	NM	NM	NM	OVR	OVR	8.4	5.7	79.8	180,000	83,100	96,900	
VMP-1-23.5	1/24/2013	920	-0.15	NM	NM	NM	0.0	0.0	4.5	15.1	9.3	72.8	20.0	52.8	
VMP-1-23.5	1/24/2013	1602	0.00	NM	NM	NM	OVR	OVR	6.9	6.9	76.4	134,000	71,500	62,500	
VMP-1-23.5	1/25/2013	845	-0.09	NM	NM	NM	OVR	OVR	7.1	7.8	90.7	137,000	68,100	68,900	
VMP-1-23.5	1/25/2013	1548	-0.08	NM	NM	NM	OVR	OVR	7.3	7.3	95.2	156,000	78,300	77,700	
VMP-1-23.5	1/28/2013	817	-0.09	NM	NM	NM	OVR	OVR	7.9	6.5	93.2	80,000	47,500	32,500	
VMP-1-23.5	1/28/2013	1612	0.00	NM	NM	NM	OVR	OVR	6.2	7.1	90.0	205,000	88,500	116,500	
VMP-1-23.5	1/29/2013	857	-0.02	NM	NM	NM	OVR	OVR	6.8	5.3	95.2	245,000	98,000	147,000	
VMP-1-23.5	1/29/2013	1419	0.25	NM	NM	NM	OVR	OVR	7.0	3.6	72.8	630,000	225,000	405,000	
VMP-1-23.5	1/30/2013	910	-0.13	NM	NM	NM	OVR	OVR	8.3	4.9	91.9	118,000	57,800	60,200	
VMP-1-23.5	1/30/2013	1552	-0.46	NM	NM	NM	5.00	OVR	6.1	11.1	72.9	9,800	6,150	3,650	
VMP-1-23.5	1/31/2013	952	-0.26	NM	NM	NM	0.0	0.0	5.1	15.5	8.4	49.5	11.4	38.1	
VMP-1-23.5	1/31/2013	1547	-0.21	NM	NM	NM	0.0	0.0	5.8	12.5	5.1	40.5	19.2	21.3	
VMP-1-23.5	2/1/2013	917	-0.16	NM	NM	NM	0.0	0.0	6.1	12.7	4.4	18.5	0.0	18.5	
VMP-1-23.5	2/1/2013	1552	0.01	NM	NM	NM	OVR	OVR	10.3	2.1	77.3	98,700	51,500	47,200	
VMP-1-23.5	2/4/2013	852	0.07	NM	NM	NM	OVR	OVR	7.5	5.1	83.9	205,000	117,000	88,000	
VMP-1-23.5	2/4/2013	1547	-0.15	NM	NM	NM	OVR	OVR	8.3	5.5	86.1	148,000	77,400	70,600	
VMP-1-23.5	2/5/2013	837	-0.09	NM	NM	NM	13.0	OVR	10.6	5.3	57.4	18,500	12,600	5,900	
VMP-1-23.5	2/5/2013	1527	-0.10	NM	NM	NM	OVR	OVR	9.7	3.6	85.7	97,800	44,300	53,500	
VMP-1-23.5	2/6/2013	850	-0.17	NM	NM	NM	0.0	0.0	6.3	11.8	7.9	85.9	29.5	56.4	
VMP-1-23.5	2/6/2013	1602	0.07	NM	NM	NM	OVR	OVR	9.3	4.3	65.2	63,700	38,100	25,600	
VMP-1-23.5	2/7/2013	927	0.05	NM	NM	NM	OVR	OVR	8.1	4.5	60.6	258,000	122,000	136,000	
VMP-1-23.5	2/7/2013	1420	0.05	NM	NM	NM	OVR	OVR	7.5	4.0	50.1	355,000	131,000	224,000	
VMP-1-23.5	2/8/2013	915	-0.29	NM	NM	NM	0.0	0.0	3.8	16.3	16.0	151	22.0	129	
VMP-1-23.5	2/8/2013	1517	-0.06	NM	NM	NM	0.0	0.0	4.7	14.6	16.0	120	0.0	120	
VMP-1-23.5	2/11/2013	907	-0.06	NM	NM	NM	0.9	19.0	5.4	12.6	31.9	1,500	730	770	
VMP-1-23.5	2/11/2013	1510	-0.50	NM	NM	NM	0.4	9.0	6.5	11.1	23.4	860	290	570	
VMP-1-23.5	2/12/2013	908	-0.16	NM	NM	NM	0.2	4.0	8.0	9.1	14.2	555	375	180	
VMP-1-23.5	2/12/2013	1412	0.00	NM	NM	NM	OVR	OVR	8.6	4.3	55.0	111,000	66,000	45,000	
VMP-1-23.5	2/13/2013	948	0.00	NM	NM	NM	OVR	OVR	8.3	5.0	69.7	127,000	61,500	65,500	
VMP-1-23.5	2/13/2013	1502	0.00	NM	NM	NM	OVR	OVR	8.3	3.6	65.5	320,000	105,000	215,000	
VMP-1-23.5	2/26/2013	905	0.07	NM	NM	NM	OVR	OVR	5.3	7.3	54.0	285,000	136,000	149,000	
VMP-1-23.5	3/21/2013	1304	-0.36	NM	NM	NM	OVR	OVR	10.1	1.8	81.4	85,700	36,700	49,000	VMP reinstalled 3/6/13.

SEE LAST PAGE OF TABLE FOR NOTES

TABLE 8
TEDLAR SAMPLE DATA FOR VMP-1 AND VMP-47

Sample ID	Date	Initial Reading Time (24-Hour)	Vacuum/Pressure	Gauging Information			Fixed Gases				Soil Vapor Concentrations				Comment(s)
			Initial Reading (Inches of H2O)	Depth to Product (FT BTOC)	Depth to Water (FT BTOC)	Depth to Top of Screen (FT BTOC)	CH4 (%)	LEL (%)	CO_2 (%)	O_2 (%)	PID (ppmv)	THC (ppmv)	CH4 (ppmv)	PHC (ppmv)	
VMP-1-38.5	1/16/2013	1355	0.05	NM	NM	NM	OVR	OVR	3.1	11.5	87.8	215,000	104,000	111,000	
VMP-1-38.5	1/19/2013	959	0.01	NM	NM	NM	OVR	OVR	2.1	15.1	105	105,000	53,700	51,300	
VMP-1-38.5	1/21/2013	1008	-0.04	NM	NM	NM	0.2	3.0	0.3	20.7	22.44	155	23.50	132	
VMP-1-38.5	1/22/2013	903	-0.05	NM	NM	NM	0.0	0.0	0.3	20.6	1.50	12.8	3.2	9.5	
VMP-1-38.5	1/22/2013	1604	0.04	NM	NM	NM	OVR	OVR	1.0	15.4	69.25	100,000	52,700	47,300	
VMP-1-38.5	1/23/2013	827	0.03	NM	NM	NM	OVR	OVR	2.5	14.2	82.22	107,000	56,100	50,900	
VMP-1-38.5	1/23/2013	1210	0.08	NM	NM	NM	OVR	OVR	35.0	14.2	71.45	110,000	62,600	47,400	
VMP-1-38.5	1/24/2013	925	-0.10	NM	NM	NM	0.0	0.0	0.3	20.6	14.3	138	27.7	110	
VMP-1-38.5	1/24/2013	1603	0.00	NM	NM	NM	OVR	OVR	1.7	13.9	72.6	173,000	79,000	94,000	
VMP-1-38.5	1/25/2013	846	-0.06	NM	NM	NM	80.5	OVR	2.0	17.4	106	35,300	24,900	10,400	
VMP-1-38.5	1/25/2013	1549	-0.08	NM	NM	NM	OVR	OVR	2.1	16.9	102	72,800	34,900	37,900	
VMP-1-38.5	1/28/2013	818	-0.06	NM	NM	NM	OVR	OVR	1.2	16.2	106	40,500	21,300	19,200	
VMP-1-38.5	1/28/2013	1613	0.00	NM	NM	NM	45.2	OVR	1.8	15.2	120	20,200	7,600	12,600	
VMP-1-38.5	1/29/2013	858	0.00	NM	NM	NM	OVR	OVR	1.7	15.1	97.8	49,000	21,400	27,600	
VMP-1-38.5	1/29/2013	1420	0.19	NM	NM	NM	OVR	OVR	3.7	11.0	77.0	270,000	120,000	150,000	
VMP-1-38.5	1/30/2013	915	-0.13	NM	NM	NM	OVR	OVR	2.8	12.5	123.0	60,300	26,100	34,200	
VMP-1-38.5	1/30/2013	1553	-0.33	NM	NM	NM	1.4	28.0	0.9	19.6	66.5	1,800	490	1,310	
VMP-1-38.5	1/31/2013	953	-0.15	NM	NM	NM	0.0	0.0	0.4	20.6	7.8	89.9	10.7	79.2	
VMP-1-38.5	1/31/2013	1548	-0.14	NM	NM	NM	0.0	0.0	0.3	20.7	6.4	79.9	10.0	69.9	
VMP-1-38.5	2/1/2013	918	-0.15	NM	NM	NM	0.0	0.0	0.3	20.6	4.9	69.5	26.2	43.3	
VMP-1-38.5	2/1/2013	1553	-0.13	NM	NM	NM	OVR	OVR	1.5	14.1	70.2	169,000	92,400	76,600	
VMP-1-38.5	2/4/2013	853	-0.18	NM	NM	NM	0.7	14.0	3.5	14.6	31.9	1,900	920	980	
VMP-1-38.5	2/4/2013	1548	-0.11	NM	NM	NM	0.7	14.0	3.1	15.9	36.9	1,650	570	1,080	
VMP-1-38.5	2/5/2013	838	-0.04	NM	NM	NM	0.0	0.0	0.9	20.5	12.8	145	35.6	109	
VMP-1-38.5	2/5/2013	1528	-0.05	NM	NM	NM	25.0	OVR	1.0	19.2	52.5	20,100	11,000	9,100	
VMP-1-38.5	2/6/2013	851	-0.09	NM	NM	NM	0.0	0.0	0.2	20.4	5.0	83.4	32.3	51.1	
VMP-1-38.5	2/6/2013	1603	0.05	NM	NM	NM	OVR	OVR	1.0	14.8	54.6	49,000	29,300	19,700	
VMP-1-38.5	2/7/2013	928	0.03	NM	NM	NM	73.1	OVR	1.4	15.5	71.8	28,400	17,800	10,600	
VMP-1-38.5	2/7/2013	1421	0.03	NM	NM	NM	OVR	OVR	2.7	12.8	50.2	118,000	53,100	64,900	
VMP-1-38.5	2/8/2013	916	-0.24	NM	NM	NM	0.1	2.0	0.9	20.6	11.0	225	22.4	203	
VMP-1-38.5	2/8/2013	1518	-0.02	NM	NM	NM	0.0	1.0	0.9	20.2	13.5	146	0.0	146	
VMP-1-38.5	2/11/2013	908	-0.20	NM	NM	NM	1.9	38.0	1.3	18.9	47.9	2,160	175	1,985	
VMP-1-38.5	2/11/2013	1511	-0.11	NM	NM	NM	1.1	22.0	1.3	19.2	38.7	1,100	90.0	1,010	
VMP-1-38.5	2/12/2013	909	-0.12	NM	NM	NM	0.2	5.0	1.2	19.7	32.9	410	27.6	382	
VMP-1-38.5	2/12/2013	1414	0.09	NM	NM	NM	OVR	OVR	2.1	13.7	45.0	167,000	89,000	78,000	
VMP-1-38.5	2/13/2013	949	0.00	NM	NM	NM	OVR	OVR	2.1	14.2	66.2	70,900	34,000	36,900	
VMP-1-38.5	2/13/2013	1503	-0.23	NM	NM	NM	OVR	OVR	2.5	14.0	88.9	42,900	23,400	19,500	
VMP-1-38.5	2/26/2013	907	-0.10	NM	NM	NM	OVR	OVR	3.3	11.7	65.0	140,000	77,900	62,100	
VMP-1-38.5	3/21/2013	1308	-1.11	NM	NM	NM	OVR	OVR	4.0	0.9	25.7	1,000,000	1,000,000	0.0	VMP reinstalled 3/6/13.

SEE LAST PAGE OF TABLE FOR NOTES

TABLE 8
TEDLAR SAMPLE DATA FOR VMP-1 AND VMP-47

Sample ID	Date	Initial Reading Time (24-Hour)	Vacuum/Pressure	Gauging Information			Fixed Gases				Soil Vapor Concentrations				Comment(s)
			Initial Reading (Inches of H2O)	Depth to Product (FT BTOC)	Depth to Water (FT BTOC)	Depth to Top of Screen (FT BTOC)	CH4 (%)	LEL (%)	CO_2 (%)	O_2 (%)	PID (ppmv)	THC (ppmv)	CH4 (ppmv)	PHC (ppmv)	
VMP-47-5	1/19/2013	936	0.02	NM	NM	NM	OVR	OVR	11.5	0.7	110	74,600	47,800	26,800.0	
VMP-47-5	1/21/2013	1010	-0.03	NM	NM	NM	0.0	0.0	6.7	12.1	1.6	3.7	0.0	3.7	
VMP-47-5	1/22/2013	915	-0.16	NM	NM	NM	0.0	0.0	7.2	12.8	0.60	2.1	0.0	2.1	
VMP-47-5	1/22/2013	1616	-0.74	NM	NM	NM	0.0	0.0	10.6	2.5	14	100	25.0	75.0	
VMP-47-5	1/23/2013	757	-1.38	NM	NM	NM	43.5	OVR	12.0	0.7	94	37,600	24,400	13,200.0	
VMP-47-5	1/23/2013	1235	-0.07	NM	NM	NM	69.9	OVR	11.4	2.1	79	62,400	41,600	20,800.0	
VMP-47-5	1/24/2013	850	-1.20	NM	NM	NM	0.0	0.0	5.8	14.3	5.6	22.5	0.0	22.5	
VMP-47-5	1/24/2013	1615	-0.19	NM	NM	NM	0.1	2.0	9.7	4.0	39.9	400	45.2	355	
VMP-47-5	1/25/2013	858	-0.71	NM	NM	NM	87.4	OVR	11.7	0.7	102	55,500	35,000	20,500	
VMP-47-5	1/25/2013	1530	-0.62	NM	NM	NM	OVR	OVR	12.1	0.8	100	70,000	44,400	25,600	
VMP-47-5	1/28/2013	836	0.02	NM	NM	NM	OVR	OVR	10.6	3.4	130	57,900	33,800	24,100	
VMP-47-5	1/28/2013	1625	0.06	NM	NM	NM	OVR	OVR	11.5	0.7	92	82,500	62,700	19,800	
VMP-47-5	1/29/2013	925	0.08	NM	NM	NM	OVR	OVR	10.6	1.9	105	100,000	50,500	49,500	
VMP-47-5	1/29/2013	1444	0.22	NM	NM	NM	OVR	OVR	10.7	1.0	102	108,000	63,700	44,300	
VMP-47-5	1/30/2013	940	-0.14	NM	NM	NM	OVR	OVR	11.0	0.8	113	100,000	57,800	42,200	
VMP-47-5	1/30/2013	1530	-0.23	NM	NM	NM	46.2	OVR	6.0	12.0	123	35,200	18,600	16,600	
VMP-47-5	1/31/2013	910	-0.13	NM	NM	NM	0.0	0.0	6.4	12.2	25.9	71.2	0.0	71.2	
VMP-47-5	1/31/2013	1559	-0.36	NM	NM	NM	0.0	0.0	5.4	14.6	8.8	38.1	0.0	38.1	
VMP-47-5	2/1/2013	940	-0.49	NM	NM	NM	0.0	0.0	4.0	16.8	1.1	4.9	0.0	4.9	
VMP-47-5	2/1/2013	1610	-0.02	NM	NM	NM	0.0	0.0	7.9	7.1	8.3	71.5	0.0	71.5	
VMP-47-5	2/4/2013	925	-0.30	NM	NM	NM	OVR	OVR	10.0	0.7	100	76,100	48,200	27,900	
VMP-47-5	2/4/2013	1605	-0.43	NM	NM	NM	OVR	OVR	11.0	0.6	94	60,000	43,500	16,500	
VMP-47-5	2/5/2013	900	-0.62	NM	NM	NM	0.0	0.0	7.8	8.6	24.9	121	0.0	121.0	
VMP-47-5	2/5/2013	1546	-0.49	NM	NM	NM	32.9	OVR	11.2	0.9	83.1	22,000	14,800	7,200	
VMP-47-5	2/6/2013	915	-0.56	NM	NM	NM	0.0	0.0	2.8	17.0	2.0	11.9	0.0	11.9	
VMP-47-5	2/6/2013	1627	-0.46	NM	NM	NM	0.1	3.0	9.6	4.3	25.3	320	89	231.1	
VMP-47-5	2/7/2013	950	-0.43	NM	NM	NM	47.0	OVR	11.6	0.8	66.4	38,200	27,600	10,600	
VMP-47-5	2/7/2013	1444	-0.70	NM	NM	NM	78.2	OVR	11.5	0.9	71.4	46,400	33,100	13,300	
VMP-47-5	2/8/2013	940	0.14	NM	NM	NM	0.0	0.0	3.0	17.5	13.0	75.4	0.0	75.4	
VMP-47-5	2/8/2013	1545	-0.29	NM	NM	NM	0.0	0.0	3.3	17.0	5.9	35.4	0.0	35.4	
VMP-47-5	2/11/2013	940	-1.05	NM	NM	NM	0.4	9.0	10.5	5.5	70.8	670	97.0	573.0	
VMP-47-5	2/11/2013	1540	-0.50	NM	NM	NM	0.1	2.0	4.7	14.7	29.9	155	0.0	155.0	
VMP-47-5	2/12/2013	941	-0.67	NM	NM	NM	0.0	0.0	4.9	14.6	2.8	10.2	0.0	10.2	
VMP-47-5	2/12/2013	1545	-0.10	NM	NM	NM	5.0	OVR	12.0	0.5	64.0	6,450	5,400	1,050	
VMP-47-5	2/13/2013	1020	-0.10	NM	NM	NM	51.1	OVR	12.0	0.6	80.6	32,600	19,000	13,600	
VMP-47-5	2/13/2013	1535	-0.10	NM	NM	NM	87.7	OVR	11.8	0.6	77.9	49,300	35,200	14,100	
VMP-47-5	3/21/2013	1234	0.02	NM	NM	NM	0.0	0.0	10.9	3.6	10.9	152	0.0	152	

SEE LAST PAGE OF TABLE FOR NOTES

TABLE 8
TEDLAR SAMPLE DATA FOR VMP-1 AND VMP-47

Sample ID	Date	Initial Reading Time (24-Hour)	Vacuum/Pressure	Gauging Information			Fixed Gases				Soil Vapor Concentrations				Comment(s)
			Initial Reading (Inches of H2O)	Depth to Product (FT BTOC)	Depth to Water (FT BTOC)	Depth to Top of Screen (FT BTOC)	CH4 (%)	LEL (%)	CO_2 (%)	O_2 (%)	PID (ppmv)	THC (ppmv)	CH4 (ppmv)	PHC (ppmv)	
VMP-47-10	1/19/2013	937	0.01	NM	NM	NM	18.7	OVR	12.5	0.7	125	16,400	10,000	6,400	
VMP-47-10	1/21/2013	1015	-0.02	NM	NM	NM	0.0	0.0	11.8	4.2	1.2	1.4	0.0	1.4	
VMP-47-10	1/22/2013	916	-0.15	NM	NM	NM	0.0	0.0	11.7	5.7	0.4	1.7	0.0	1.7	
VMP-47-10	1/22/2013	1617	-0.74	NM	NM	NM	0.0	0.0	11.5	5.7	0.4	1.3	0.0	1.3	
VMP-47-10	1/23/2013	802	-0.84	NM	NM	NM	0.0	0.0	11.6	3.9	3.2	50.5	0.0	50.5	
VMP-47-10	1/23/2013	1240	0.07	NM	NM	NM	0.4	8.0	12.7	2.0	36.4	1,100	550	550	
VMP-47-10	1/24/2013	855	-1.10	NM	NM	NM	0.0	0.0	12.1	4.4	5.3	29.6	0.0	29.6	
VMP-47-10	1/24/2013	1616	-0.03	NM	NM	NM	0.0	0.0	11.1	6.6	4.6	53.5	0.0	53.5	
VMP-47-10	1/25/2013	859	-0.52	NM	NM	NM	3.5	71.0	12.4	1.3	95.5	5,600	4,200	1,400	
VMP-47-10	1/25/2013	1531	-0.44	NM	NM	NM	7.8	OVR	13.3	0.5	120	8,300	4,600	3,700	
VMP-47-10	1/28/2013	837	-0.04	NM	NM	NM	16.6	OVR	13.3	0.4	130	14,500	8,400	6,100	
VMP-47-10	1/28/2013	1626	0.04	NM	NM	NM	46.0	OVR	12.5	0.8	127	24,400	11,400	13,000	
VMP-47-10	1/29/2013	926	0.06	NM	NM	NM	84.1	OVR	12.0	0.9	140	38,200	19,800	18,400	
VMP-47-10	1/29/2013	1445	0.16	NM	NM	NM	OVR	OVR	11.1	0.9	113	95,900	52,700	43,200	
VMP-47-10	1/30/2013	945	-0.12	NM	NM	NM	OVR	OVR	12.3	0.7	133	50,000	26,200	23,800	
VMP-47-10	1/30/2013	1531	-0.48	NM	NM	NM	66.0	OVR	12.1	1.1	125	38,500	21,000	17,500	
VMP-47-10	1/31/2013	911	-0.33	NM	NM	NM	0.0	1.0	13.0	1.4	27.9	134	0.0	134	
VMP-47-10	1/31/2013	1600	-0.82	NM	NM	NM	0.0	0.0	13.2	1.6	3.6	34.9	0.0	34.9	
VMP-47-10	2/1/2013	941	-0.70	NM	NM	NM	0.0	0.0	12.0	4.8	0.8	1.5	0.0	1.5	
VMP-47-10	2/1/2013	1611	0.01	NM	NM	NM	0.0	0.0	11.0	6.4	0.6	7.2	0.0	7.2	
VMP-47-10	2/4/2013	926	0.03	NM	NM	NM	30.7	OVR	12.1	0.6	118	23,600	14,700	8,900	
VMP-47-10	2/4/2013	1606	-0.05	NM	NM	NM	28.0	OVR	12.1	1.1	115	20,300	11,600	8,700	
VMP-47-10	2/5/2013	901	-0.47	NM	NM	NM	0.0	0.0	13.2	1.5	10.3	57.6	0.0	57.6	
VMP-47-10	2/5/2013	1547	-0.31	NM	NM	NM	0.0	0.0	12.5	1.4	6.8	75.9	0.0	75.9	
VMP-47-10	2/6/2013	916	-0.80	NM	NM	NM	0.0	0.0	12.5	3.7	1.2	14.3	0.0	14.3	
VMP-47-10	2/6/2013	1628	-0.33	NM	NM	NM	0.0	0.0	12.0	5.0	0.7	11.0	0.0	11.0	
VMP-47-10	2/7/2013	951	-0.44	NM	NM	NM	0.1	2.0	11.7	2.4	17.5	375	124	252	
VMP-47-10	2/7/2013	1445	-0.95	NM	NM	NM	5.8	OVR	12.3	0.9	81.9	6,600	3,500	3,100	
VMP-47-10	2/8/2013	941	-0.21	NM	NM	NM	0.0	0.0	12.7	4.3	8.6	14.0	0.0	14.0	
VMP-47-10	2/8/2013	1546	-0.03	NM	NM	NM	0.0	0.0	11.4	5.1	4.0	21.0	0.0	21.0	
VMP-47-10	2/11/2013	941	-0.80	NM	NM	NM	0.2	4.0	12.5	1.2	35.5	540	190	350	
VMP-47-10	2/11/2013	1541	-0.15	NM	NM	NM	0.0	0.0	12.5	1.9	23.2	110	0.0	110	
VMP-47-10	2/12/2013	942	-0.51	NM	NM	NM	0.0	0.0	12.3	3.7	1.8	2.7	0.0	2.7	
VMP-47-10	2/12/2013	1546	-0.05	NM	NM	NM	0.0	0.0	11.5	4.3	1.8	70.0	44.0	26.0	
VMP-47-10	2/13/2013	1021	0.12	NM	NM	NM	0.2	5.0	12.6	1.4	42.5	550	210	340	
VMP-47-10	2/13/2013	1536	-0.02	NM	NM	NM	8.5	OVR	12.7	0.8	89.4	7,300	4,000	3,300	
VMP-47-10	3/21/2013	1238	0.03	NM	NM	NM	0.0	0.0	10.9	5.4	2.8	96.9	0.0	96.9	

SEE LAST PAGE OF TABLE FOR NOTES

TABLE 8
TEDLAR SAMPLE DATA FOR VMP-1 AND VMP-47

Sample ID	Date	Initial Reading Time (24-Hour)	Vacuum/Pressure	Gauging Information			Fixed Gases				Soil Vapor Concentrations				Comment(s)
			Initial Reading (Inches of H2O)	Depth to Product (FT BTOC)	Depth to Water (FT BTOC)	Depth to Top of Screen (FT BTOC)	CH4 (%)	LEL (%)	CO_2 (%)	O_2 (%)	PID (ppmv)	THC (ppmv)	CH4 (ppmv)	PHC (ppmv)	
VMP-47-20	1/19/2013	938	0.11	NM	NM	NM	55.0	OVR	12.2	0.8	110	41,100	24,500	16,600	
VMP-47-20	1/21/2013	1025	-1.19	NM	NM	NM	1.4	28.0	12.6	1.2	84.5	1,850	860	990	
VMP-47-20	1/22/2013	917	-0.61	NM	NM	NM	0.1	3.0	11.8	3.3	22.0	236	10.0	226	
VMP-47-20	1/22/2013	1618	0.18	NM	NM	NM	2.5	50.0	12.5	0.9	93.9	3,000	745	2,255	
VMP-47-20	1/23/2013	807	-0.24	NM	NM	NM	33.5	OVR	12.4	0.7	100	27,200	16,800	10,400	
VMP-47-20	1/23/2013	1250	0.54	NM	NM	NM	43.0	OVR	12.6	0.8	92.9	34,700	21,500	13,200	
VMP-47-20	1/24/2013	900	-0.84	NM	NM	NM	0.1	2.0	11.4	4.9	19.1	255	121.0	134	
VMP-47-20	1/24/2013	1617	0.03	NM	NM	NM	1.4	28.0	11.7	2.0	82.2	1,200	65.5	1,135	
VMP-47-20	1/25/2013	900	-0.26	NM	NM	NM	47.6	OVR	12.6	0.5	116	31,800	19,300	12,500	
VMP-47-20	1/25/2013	1532	-0.28	NM	NM	NM	63.5	OVR	12.8	1.0	108	33,500	23,600	9,900	
VMP-47-20	1/28/2013	838	-0.11	NM	NM	NM	57.5	OVR	12.7	0.6	108	39,300	24,700	14,600	
VMP-47-20	1/28/2013	1627	0.14	NM	NM	NM	81.2	OVR	12.1	0.8	95.3	41,000	24,200	16,800	
VMP-47-20	1/29/2013	927	0.19	NM	NM	NM	87.0	OVR	12.0	0.8	110	48,300	26,400	21,900	
VMP-47-20	1/29/2013	1446	0.68	NM	NM	NM	OVR	OVR	12.0	1.0	110	59,000	33,400	25,600	
VMP-47-20	1/30/2013	950	-0.27	NM	NM	NM	79.2	OVR	12.7	0.5	124	41,700	24,300	17,400	
VMP-47-20	1/30/2013	1532	-0.74	NM	NM	NM	36.6	OVR	13.1	0.8	113	28,100	14,900	13,200	
VMP-47-20	1/31/2013	912	-0.40	NM	NM	NM	0.2	5.0	12.2	2.3	47.7	415	122.9	292	
VMP-47-20	1/31/2013	1601	-0.52	NM	NM	NM	0.2	5.0	12.5	2.5	33.6	395	131	265	
VMP-47-20	2/1/2013	942	-0.45	NM	NM	NM	0.0	0.0	10.4	6.2	5.2	57.5	0.0	57.5	
VMP-47-20	2/1/2013	1612	0.01	NM	NM	NM	0.4	8.0	10.0	3.2	37.2	525	0.0	525	
VMP-47-20	2/4/2013	927	-0.13	NM	NM	NM	64.8	OVR	11.8	0.6	116	37,200	22,800	14,400	
VMP-47-20	2/4/2013	1607	-0.35	NM	NM	NM	67.7	OVR	12.2	0.6	107	36,700	22,300	14,400	
VMP-47-20	2/5/2013	902	-0.31	NM	NM	NM	18.7	OVR	12.7	1.0	108	13,300	8,800	4,500	
VMP-47-20	2/5/2013	1548	-0.12	NM	NM	NM	36.8	OVR	12.1	0.4	90.3	24,300	15,400	8,900	
VMP-47-20	2/6/2013	917	-0.04	NM	NM	NM	0.0	0.0	11.0	4.6	11.0	122	19.5	102	
VMP-47-20	2/6/2013	1629	0.02	NM	NM	NM	0.2	5.0	11.9	1.9	51.8	750	0.0	750	
VMP-47-20	2/7/2013	952	0.26	NM	NM	NM	36.2	OVR	12.2	1.0	84.7	28,300	15,000	13,300	
VMP-47-20	2/7/2013	1446	-0.05	NM	NM	NM	48.1	OVR	12.3	0.6	88.7	21,600	16,100	5,500	
VMP-47-20	2/8/2013	942	-0.49	NM	NM	NM	0.0	1.0	12.0	5.3	20.0	228	155	72.7	
VMP-47-20	2/8/2013	1547	-0.26	NM	NM	NM	0.0	1.0	10.9	5.1	12.5	153	40.3	113	
VMP-47-20	2/11/2013	942	-0.52	NM	NM	NM	0.5	10.0	12.4	2.1	48.0	810	190	620	
VMP-47-20	2/11/2013	1542	-0.14	NM	NM	NM	0.2	5.0	12.0	2.7	29.5	363	0.0	363	
VMP-47-20	2/12/2013	943	0.09	NM	NM	NM	0.0	0.0	9.7	5.8	9.0	67.3	0.0	67.3	
VMP-47-20	2/12/2013	1547	0.41	NM	NM	NM	6.5	OVR	12.0	1.0	77.0	5,400	2,230	3,170	
VMP-47-20	2/13/2013	1022	0.03	NM	NM	NM	40.2	OVR	12.4	0.7	81.2	45,000	13,500	31,500	
VMP-47-20	2/13/2013	1537	-0.03	NM	NM	NM	50.9	OVR	12.5	0.6	89.6	29,700	15,600	14,100	
VMP-47-20	3/21/2013	1242	0.13	NM	NM	NM	4.1	80.0	12.2	1.0	57.8	4,800	3,250	1,550	

SEE LAST PAGE OF TABLE FOR NOTES

TABLE 8
TEDLAR SAMPLE DATA FOR VMP-1 AND VMP-47

Sample ID	Date	Initial Reading Time (24-Hour)	Vacuum/Pressure	Gauging Information			Fixed Gases				Soil Vapor Concentrations				Comment(s)
			Initial Reading (Inches of H2O)	Depth to Product (FT BTOC)	Depth to Water (FT BTOC)	Depth to Top of Screen (FT BTOC)	CH4 (%)	LEL (%)	CO_2 (%)	O_2 (%)	PID (ppmv)	THC (ppmv)	CH4 (ppmv)	PHC (ppmv)	
VMP-47-30	1/19/2013	939	0.03	NM	NM	NM	OVR	OVR	11.0	0.8	96.5	93,300	61,400	31,900	
VMP-47-30	1/21/2013	1020	-1.25	NM	NM	NM	2.2	44.0	12.1	0.7	62.3	8,400	5,800	2,600	
VMP-47-30	1/22/2013	918	-0.62	NM	NM	NM	0.0	0.0	4.3	15.9	0.4	1.2	0.00	1.2	
VMP-47-30	1/22/2013	1619	0.15	NM	NM	NM	3.9	79.0	12.2	0.7	52.8	13,700	10,400	3,300	
VMP-47-30	1/23/2013	800	-0.08	NM	NM	NM	56.8	OVR	11.8	0.6	75.5	58,800	40,700	18,100	
VMP-47-30	1/23/2013	1300	0.31	NM	NM	NM	82.0	OVR	12.1	0.9	73.9	77,000	52,500	24,500	
VMP-47-30	1/24/2013	905	-0.55	NM	NM	NM	0.0	0.0	7.7	10.6	10.5	110	48.7	61.3	
VMP-47-30	1/24/2013	1618	0.10	NM	NM	NM	0.2	5.0	11.2	1.8	43.0	380	167	213	
VMP-47-30	1/25/2013	901	-0.24	NM	NM	NM	OVR	OVR	11.4	0.8	93.8	74,700	49,500	25,200	
VMP-47-30	1/25/2013	1533	-0.11	NM	NM	NM	OVR	OVR	11.9	0.5	90.1	94,800	59,700	35,100	
VMP-47-30	1/28/2013	839	-0.15	NM	NM	NM	OVR	OVR	0.3	11.4	112	100,000	60,300	39,700	
VMP-47-30	1/28/2013	1628	0.20	NM	NM	NM	OVR	OVR	11.0	1.0	83.6	110,000	68,800	41,200	
VMP-47-30	1/29/2013	928	0.27	NM	NM	NM	OVR	OVR	10.5	0.8	99.0	120,000	66,500	53,500	
VMP-47-30	1/29/2013	1447	1.00	NM	NM	NM	OVR	OVR	10.4	0.8	93.2	123,000	76,100	46,900	
VMP-47-30	1/30/2013	955	-0.61	NM	NM	NM	OVR	OVR	10.5	1.0	110	130,000	68,700	61,300	
VMP-47-30	1/30/2013	1533	-0.92	NM	NM	NM	OVR	OVR	11.1	1.2	135	67,100	37,400	29,700	
VMP-47-30	1/31/2013	913	-0.52	NM	NM	NM	0.2	4.0	8.8	7.8	56.7	243	0.0	243	
VMP-47-30	1/31/2013	1602	-0.67	NM	NM	NM	0.0	1.0	8.9	7.9	22.6	136	0.0	136	
VMP-47-30	2/1/2013	943	-0.45	NM	NM	NM	0.0	0.0	6.2	13.1	2.3	14.5	0.0	14.5	
VMP-47-30	2/1/2013	1613	0.09	NM	NM	NM	0.0	0.0	7.9	7.2	6.4	45.0	0.0	45.0	
VMP-47-30	2/4/2013	928	0.22	NM	NM	NM	OVR	OVR	10.5	0.7	89.1	88,000	56,500	31,500	
VMP-47-30	2/4/2013	1608	-0.15	NM	NM	NM	OVR	OVR	10.6	1.3	87.4	75,400	44,400	31,000	
VMP-47-30	2/5/2013	903	-0.35	NM	NM	NM	16.0	OVR	12.0	1.0	75.7	26,000	20,000	6,000	
VMP-47-30	2/5/2013	1549	-0.10	NM	NM	NM	58.6	OVR	11.2	0.7	68.1	41,900	32,600	9,300	
VMP-47-30	2/6/2013	918	-0.31	NM	NM	NM	0.0	1.0	7.2	10.4	9.0	198	91.5	107	
VMP-47-30	2/6/2013	1630	0.28	NM	NM	NM	0.1	3.0	11.0	2.2	27.7	215	0.0	215	
VMP-47-30	2/7/2013	953	0.16	NM	NM	NM	47.5	OVR	11.5	0.7	54.1	57,900	24,500	33,400	
VMP-47-30	2/7/2013	1447	-0.13	NM	NM	NM	80.4	OVR	11.3	0.6	61.9	63,600	42,300	21,300	
VMP-47-30	2/8/2013	943	-0.69	NM	NM	NM	0.0	1.0	6.7	12.8	13.5	79.0	5.9	73.1	
VMP-47-30	2/8/2013	1548	-0.36	NM	NM	NM	0.0	0.0	6.9	11.5	5.2	12.6	0.0	12.6	
VMP-47-30	2/11/2013	943	-0.69	NM	NM	NM	0.4	9.0	10.1	5.6	68.2	565	131	434	
VMP-47-30	2/11/2013	1543	-0.22	NM	NM	NM	0.0	1.0	9.1	8.0	28.4	162	0.0	162	
VMP-47-30	2/12/2013	944	0.10	NM	NM	NM	0.0	0.0	9.6	5.9	9.7	67.5	0.0	67.5	
VMP-47-30	2/12/2013	1548	0.39	NM	NM	NM	3.4	67.0	12.4	0.3	38.0	10,550	7,150	3,400	
VMP-47-30	2/13/2013	1023	0.17	NM	NM	NM	71.9	OVR	11.8	0.5	64.7	58,400	35,300	23,100	
VMP-47-30	2/13/2013	1538	0.14	NM	NM	NM	OVR	OVR	11.6	0.6	69.5	63,300	44,000	19,300	
VMP-47-30	3/21/2013	1246	0.18	NM	NM	NM	4.9	99.0	12.2	0.8	37.5	12,200	10,200	2,000	

Notes:
1) NM = Not Measured, PID - Photo Ionization Detector; THC = Total Hydrocarbon Concentration; PHC = Petroleum Hydrocarbon Concentration;
OVR = Over-range; ppmv = Parts Per Million By Volume.

SEE LAST PAGE OF TABLE FOR NOTES

TABLE 9
SVE SYSTEM MONTHLY MONITORING - SVE SAMPLING DATA

Sample ID	Date	Initial Reading Time (24-Hour)	Vacuum/Pressure	Air Flow	Groundwater	Fixed Gases				Soil Vapor Concentrations				Comments
			Initial Reading (Inches of H_2O)	Pitot Tube Pressure (Inches of H_2O)	Depth to Water (feet)	CH4 (%)	LEL (%)	CO_2 (%)	O_2 (%)	PID (ppmv)	THC (ppmv)	CH4 (ppmv)	PHC (ppmv)	
SVE-3	2/1/2012	1547	NA	NA	NA	0.3	6.0	1.8	18.7	52.3	251	55.4	195	
SVE-3	2/2/2012	848	NA	NA	NA	0.0	1.0	1.5	18.9	22.2	115	4.3	111	
SVE-3	2/7/2012	1404	-0.88	NA	NA	0.0	0.0	1.6	19.2	12.0	67.7	8.9	58.8	
SVE-3	2/15/2012	1357	-2.50	NA	NA	0.2	4.0	1.4	19.0	61.9	340	4.0	336	
SVE-3	2/17/2012	1026	-2.66	NA	NA	0.0	0.0	1.4	19.8	23.1	65.3	8.0	57.3	
SVE-3	2/22/2012	1615	-2.43	NA	NA	0.0	0.0	1.8	19.0	8.0	28.3	11.6	16.7	
SVE-3	2/29/2012	827	-1.86	NA	NA	0.0	0.0	2.0	18.6	19.5	136	16.4	120	
SVE-3	3/21/2012	1416	-1.15	NA	NA	0.0	0.0	1.6	18.4	0.5	0.0	0.0	0.0	
SVE-3	4/18/2012	1545	-2.26	NA	NA	0.0	0.0	2.3	17.3	3.5	46.0	20.0	26.0	
SVE-3	5/16/2012	1513	-3.08	NA	NA	0.0	0.0	2.1	18.5	1.0	0.0	0.0	0.0	
SVE-3	6/20/2012	1413	-0.68	0.00	NE	0.0	0.0	0.1	20.8	7.5	5.6	0.0	5.6	Vacuum would not stabilize during sampling. Highest value observed is listed.
SVE-3	7/18/2012	1104	-2.72	0.24	NE	0.0	0.0	1.4	19.0	0.7	4.7	0.0	4.7	
SVE-3	8/15/2012	1440	-2.78	NA	NA	0.0	0.0	1.8	18.7	0.9	3.5	0.0	3.5	Water present in SVE vault.
SVE-3	9/19/2012	813	-4.57	NA	NE	0.0	0.0	1.4	19.3	0.8	1.2	0.0	1.2	
SVE-3	10/17/2012	1434	-0.49	0.00	NE	0.0	0.0	0.7	19.8	0.4	1.1	0.0	1.1	Water present in SVE vault.
SVE-3	11/20/2012	1210	-1.19	NA	NE	0.0	0.0	0.5	20.4	13.0	31.9	3.4	28.5	Vacuum would not stabilize during sampling. Highest value observed is listed.
SVE-3	12/19/2012	NM	NM	NM	NM	NM	NM	NM	NM	NM	NM	NM	NM	Vehicle parked on well. Could not access.
SVE-3	1/16/2013	1339	-0.55	NM	NE	0.0	0.0	0.2	20.7	4.5	45.4	11.2	34.2	
SVE-3	2/25/2013	NM	NM	NM	NM	NM	NM	NM	NM	NM	NM	NM	NM	Well valve closed off from SVE System.
SVE-3	3/20/2013	NM	NM	NM	NM	NM	NM	NM	NM	NM	NM	NM	NM	Well valve closed off from SVE System.
SVE-4	2/1/2012	1535	NA	NA	NA	0.0	0.0	1.4	19.7	1.3	7.1	0.0	7.1	
SVE-4	2/2/2012	912	NA	NA	NA	0.0	0.0	0.9	20.0	6.0	4.1	0.0	4.1	
SVE-4	2/7/2012	1414	-2.46	NA	NA	0.0	0.0	1.3	20.0	0.2	0.8	0.0	0.8	
SVE-4	2/15/2012	1349	-5.25	NA	NA	0.0	0.0	1.1	19.9	4.9	10.7	0.0	10.7	
SVE-4	2/17/2012	1022	-2.67	NA	NA	0.0	0.0	1.2	20.2	0.8	5.8	5.8	0.0	
SVE-4	2/22/2012	1645	-2.48	NA	NA	0.0	0.0	1.2	20.9	0.7	3.0	0.0	3.0	
SVE-4	2/29/2012	816	-1.96	NA	NA	0.0	0.0	1.0	20.4	2.4	29.8	8.4	21.3	
SVE-4	3/21/2012	1405	-1.16	NA	NA	0.0	0.0	0.9	19.5	0.3	0.0	0.0	0.0	
SVE-4	4/18/2012	1545	-2.26	NA	NA	0.0	0.0	1.4	18.8	3.0	6.3	0.0	6.3	
SVE-4	5/16/2012	1524	-3.06	NA	NA	0.0	0.0	1.5	19.0	1.0	0.0	0.0	0.0	
SVE-4	6/20/2012	1359	-1.16	0.00	NE	0.0	0.0	1.7	18.6	0.4	3.0	0.0	3.0	Vacuum would not stabilize during sampling. Highest value observed is listed.
SVE-4	7/18/2012	1124	-2.64	0.02	NE	0.0	0.0	1.2	19.2	0.9	4.2	0.0	4.2	
SVE-4	8/15/2012	1455	-2.78	0.00	NA	0.0	0.0	1.3	19.7	0.8	3.0	0.0	3.0	
SVE-4	9/19/2012	825	-4.59	0.00	NE	0.0	0.0	1.3	19.6	0.5	0.7	0.0	0.7	
SVE-4	10/17/2012	NM	NM	NM	NM	NM	NM	NM	NM	NM	NM	NM	NM	Vehicle parked on well. Could not access.
SVE-4	11/20/2012	1206	-0.52	NA	NE	0.0	0.0	0.9	20.0	0.7	2.4	0.0	2.4	
SVE-4	12/19/2012	NM	NM	NM	NM	NM	NM	NM	NM	NM	NM	NM	NM	Vehicle parked on well. Could not access.
SVE-4	1/16/2013	1328	-2.29	NM	13.78	0.0	0.0	0.7	20.2	0.2	0.4	0.0	0.4	
SVE-4	2/25/2013	NM	NM	NM	NM	NM	NM	NM	NM	NM	NM	NM	NM	Well valve closed off from SVE System.
SVE-4	3/20/2013	NM	NM	NM	NM	NM	NM	NM	NM	NM	NM	NM	NM	Well valve closed off from SVE System.
SVE-5	2/15/2012	NM	NM	NM	NM	NM	NM	NM	NM	NM	NM	NM	NM	
SVE-5	2/16/2012	1429	-2.77	NA	NA	84.2	OVR	7.7	2.2	122	92000	64410	27590	
SVE-5	2/17/2012	917	-2.71	NA	NA	82.8	OVR	7.2	3.2	128	100000	71200	28800	
SVE-5	2/22/2012	922	-2.40	NA	NA	OVR	OVR	7.5	2.7	125	103000	69930	33070	
SVE-5	2/29/2012	828	-2.56	NA	NA	OVR	OVR	7.8	2.9	122	74380	54070	20310	
SVE-5	3/21/2012	815	-1.49	NA	NA	65.4	OVR	7.4	4.5	122	87300	57500	29800	
SVE-5	4/18/2012	852	-2.60	0.04	18.79	87.3	OVR	7.3	5.2	112	62000	42600	19400	
SVE-5	5/16/2012	1450	-2.33	NA	NA	85.3	OVR	6.7	5.2	111	32500	24700	7800	
SVE-5	6/20/2012	640	-2.89	0.00	18.82	OVR	OVR	7.5	7.2	94.0	50900	36300	14600	
SVE-5	7/18/2012	550	-3.04	0.00	17.77	84.4	OVR	6.6	8.8	91.6	49300	28100	21200	
SVE-5	8/15/2012	1346	-3.03	0.00	NA	OVR	OVR	7.6	8.4	123	48000	26550	21450	
SVE-5	9/19/2012	1135	-5.22	NA	19.78	80.2	OVR	7.1	9.9	131	29600	18900	10700	
SVE-5	10/17/2012	1004	-5.61	0.00	18.77	80.0	OVR	6.5	10.5	113	41800	21200	20600	
SVE-5	11/20/2012	849	-4.87	0.00	18.79	54.7	OVR	6.1	11.6	162	31700	18200	13500	
SVE-5	12/19/2012	930	-3.00	NA	18.77	33.8	OVR	6.2	11.5	181	18900	10700	8200	
SVE-5	1/16/2013	943	-2.98	NM	18.79	33.6	OVR	6.0	11.8	162	21000	9900	11100	
SVE-5	2/25/2013	950	-3.23	NM	18.78	33.3	OVR	6.0	11.9	173	20200	10700	9500	
SVE-5	3/20/2013	1047	-6.74	NM	18.78	32.9	OVR	5.2	13.2	101	19000	11300	7700	PID rechecked and verified.

SEE LAST PAGE OF TABLE FOR NOTES

TABLE 9
SVE SYSTEM MONTHLY MONITORING - SVE SAMPLING DATA

Sample ID	Date	Initial Reading Time (24-Hour)	Vacuum/Pressure	Air Flow	Groundwater	Fixed Gases				Soil Vapor Concentrations				Comments
			Initial Reading (Inches of H_2O)	Pitot Tube Pressure (Inches of H_2O)	Depth to Water (feet)	CH4 (%)	LEL (%)	CO_2 (%)	O_2 (%)	PID (ppmv)	THC (ppmv)	CH4 (ppmv)	PHC (ppmv)	
SVE-6	2/15/2012	1617	-2.54	NA	NA	OVR	OVR	8.1	5.9	146	106000	47000	59000	
SVE-6	2/16/2012	1437	-2.77	NA	NA	OVR	OVR	9.4	4.2	142	93300	75300	18000	
SVE-6	2/17/2012	928	-2.67	NA	NA	OVR	OVR	9.9	1.6	147	150000	90200	59800	
SVE-6	2/22/2012	938	-2.37	NA	NA	OVR	OVR	9.6	1.3	143	192000	95000	97000	
SVE-6	2/29/2012	836	-2.63	NA	NA	OVR	OVR	9.1	3.5	140	111000	72580	38420	
SVE-6	3/21/2012	822	-1.51	NA	NA	OVR	OVR	8.0	5.8	131	78000	51100	26900	
SVE-6	4/18/2012	909	-2.63	0.32	22.78	86.5	OVR	7.5	6.0	135	58600	40000	18600	
SVE-6	5/16/2012	1050	-2.78	1.71	NE	71.1	OVR	7.1	7.2	148	49100	36000	13100	
SVE-6	6/20/2012	654	-2.91	0.01	22.83	62.9	OVR	6.9	6.6	126	33570	26500	7070	
SVE-6	7/18/2012	602	-3.07	0.01	22.79	46.9	OVR	7.9	7.6	155	34500	20000	14500	
SVE-6	8/15/2012	1338	-3.03	NA	NA	41.5	OVR	8.9	7.9	191	20600	19000	1600	
SVE-6	9/19/2012	907	-5.23	NA	22.80	26.5	OVR	8.2	10.1	232	12700	8900	3800	
SVE-6	10/17/2012	1015	-5.58	0.00	22.79	33.5	OVR	8.2	9.8	234	17400	15500	1900	
SVE-6	11/20/2012	858	-4.85	0.01	22.59	22.0	OVR	7.7	10.6	327	12700	10200	2500	
SVE-6	12/19/2012	935	-3.04	NA	22.43	11.9	OVR	7.9	10.7	347	8900	6000	2900	
SVE-6	1/16/2013	952	-3.06	NM	22.75	11.0	OVR	7.8	10.6	344	10300	6000	4300	
SVE-6	2/25/2013	1012	-3.25	NM	22.74	8.2	OVR	6.7	12.3	334	7700	4200	3500	
SVE-6	3/20/2013	1216	-6.90	NM	22.77	5.2	OVR	5.8	13.7	222	4400	2900	1500	
SVE-7	2/15/2012	1627	-2.51	NA	NA	81.0	OVR	12.0	1.1	147	67680	47000	20680	
SVE-7	2/16/2012	1450	-2.75	NA	NA	86.6	OVR	12.2	2.2	151	47470	39200	8270	
SVE-7	2/17/2012	942	-2.67	NA	NA	86.3	OVR	11.0	2.5	154	59100	40700	18400	
SVE-7	2/22/2012	1010	-2.39	NA	NA	OVR	OVR	9.9	2.4	151	71300	50600	20700	
SVE-7	2/29/2012	854	-2.51	NA	NA	OVR	OVR	9.1	2.9	147	78800	50380	28420	
SVE-7	3/21/2012	835	-1.49	NA	NA	85.4	OVR	9.7	3.9	143	74300	41800	32500	
SVE-7	4/18/2012	931	-2.63	0.12	22.71	62.0	OVR	8.9	6.2	152	31300	21000	10300	
SVE-7	5/16/2012	1112	-2.76	2.24	NE	65.5	OVR	8.0	8.7	159	31200	18600	12600	
SVE-7	6/20/2012	718	-2.95	0.01	22.78	63.8	OVR	8.6	8.9	132	26200	17250	8950	
SVE-7	7/18/2012	623	-3.07	0.16	22.71	58.4	OVR	7.9	10.1	159	28900	12000	16900	
SVE-7	8/15/2012	1327	-3.04	NA	NA	45.8	OVR	7.9	10.9	201	20230	11300	8930	
SVE-7	9/19/2012	917	-5.25	NA	22.40	29.4	OVR	6.1	13.3	259	24700	6600	18100	
SVE-7	10/17/2012	1025	-5.67	0.00	22.79	54.3	OVR	5.7	13.0	213	21600	15600	6000	
SVE-7	11/20/2012	911	-4.90	0.01	22.79	23.8	OVR	4.9	14.1	310	14700	7300	7400	
SVE-7	12/19/2012	950	-3.02	NA	22.73	7.8	OVR	4.6	14.6	293	6400	2800	3600	
SVE-7	1/16/2013	1003	-3.12	NM	22.75	7.3	OVR	4.5	14.6	290	7500	3600	3900	
SVE-7	2/25/2013	1022	-3.18	NM	22.76	6.0	OVR	3.9	15.5	288	4500	2200	2300	
SVE-7	3/20/2013	1233	-6.82	NM	22.73	6.3	OVR	3.2	16.7	212	5000	3100	1900	
SVE-8	2/15/2012	1638	-2.57	NA	NA	OVR	OVR	9.0	4.1	346	62000	36200	25800	
SVE-8	2/16/2012	1501	-2.77	NA	NA	OVR	OVR	10.5	1.4	362	71800	39000	32800	
SVE-8	2/17/2012	950	-2.70	NA	NA	OVR	OVR	10.1	1.9	350	71700	49600	22100	
SVE-8	2/22/2012	1036	-2.43	NA	NA	OVR	OVR	8.1	3.0	271	84450	66270	18180	
SVE-8	2/29/2012	907	-2.50	NA	NA	OVR	OVR	7.4	4.9	248	100000	69330	30670	
SVE-8	3/21/2012	845	-1.50	NA	NA	OVR	OVR	6.8	7.3	249	102000	60800	41200	
SVE-8	4/18/2012	952	-2.66	0.31	NE	OVR	OVR	7.0	8.7	305	56000	31900	24100	
SVE-8	5/16/2012	1133	-2.79	0.21	NE	69.5	OVR	6.0	11.0	400	22900	15700	7200	
SVE-8	6/20/2012	735	-2.97	0.01	22.27	48.8	OVR	6.9	9.8	415	13000	1550	11450	
SVE-8	7/18/2012	642	-3.12	0.33	22.23	32.0	OVR	7.0	9.9	531	11800	3100	8700	
SVE-8	8/15/2012	1240	-3.11	0.01	NA	29.7	OVR	7.4	10.3	529	8200	1670	6530	
SVE-8	9/19/2012	928	-5.34	NA	22.23	16.7	OVR	6.3	12.2	726	4620	794	3826	
SVE-8	10/17/2012	1037	-5.74	0.00	22.23	10.9	OVR	6.1	12.4	515	3950	630	3320	
SVE-8	11/20/2012	922	-5.00	0.00	22.25	6.5	OVR	5.9	12.4	557	2900	650	2250	
SVE-8	12/19/2012	1015	-3.25	NA	22.23	3.5	70.0	5.8	12.5	545	1900	370	1530	
SVE-8	1/16/2013	1014	-3.15	NM	22.25	2.2	45.0	5.5	12.5	432	2100	390	1710	
SVE-8	2/25/2013	1031	-3.20	NM	22.22	1.5	31.0	4.4	14.2	328	1450	292	1158	
SVE-8	3/20/2013	1246	-6.89	NM	20.44	0.8	17.0	3.2	16.2	203	1200	250	950	

SEE LAST PAGE OF TABLE FOR NOTES

TABLE 9
SVE SYSTEM MONTHLY MONITORING - SVE SAMPLING DATA

Sample ID	Date	Initial Reading Time (24-Hour)	Vacuum/Pressure	Air Flow	Groundwater	Fixed Gases				Soil Vapor Concentrations				Comments
			Initial Reading (Inches of H_2O)	Pitot Tube Pressure (Inches of H_20)	Depth to Water (feet)	CH4 (%)	LEL (%)	CO_2 (%)	O_2 (%)	PID (ppmv)	THC (ppmv)	CH4 (ppmv)	PHC (ppmv)	
SVE-9	2/15/2012	1646	-2.61	NA	NA	81.8	OVR	3.8	14.2	440	28720	11960	16760	
SVE-9	2/16/2012	1510	-2.82	NA	NA	OVR	OVR	7.9	5.8	362	69000	24830	44170	
SVE-9	2/17/2012	957	-2.76	NA	NA	OVR	OVR	9.2	3.4	392	126000	36290	89710	
SVE-9	2/22/2012	1056	-2.44	NA	NA	OVR	OVR	9.3	3.2	400	121000	39270	81730	
SVE-9	2/29/2012	925	-2.64	NA	NA	OVR	OVR	8.1	5.1	402	86360	23660	62700	
SVE-9	3/21/2012	855	-1.47	NA	NA	4.3	86.0	1.1	18.3	238	5730	1490	4240	
SVE-9	4/18/2012	1009	-2.66	0.22	22.48	OVR	OVR	7.6	4.5	575	35000	7150	27850	
SVE-9	5/16/2012	1152	-2.82	1.87	NE	37.3	OVR	4.4	12.5	565	10100	1900	8200	
SVE-9	6/20/2012	749	-2.98	0.01	22.56	35.9	OVR	4.3	12.0	522	11850	2550	9300	
SVE-9	7/18/2012	657	-3.14	0.00	22.58	84.0	OVR	7.7	8.3	512	19000	2400	16600	
SVE-9	8/15/2012	1215	-3.25	0.00	NA	OVR	OVR	8.5	8.0	491	16700	4000	12700	
SVE-9	9/19/2012	939	-5.48	NA	21.44	74.3	OVR	7.2	9.7	687	11500	1860	9640	
SVE-9	10/17/2012	1048	-5.88	0.00	22.19	31.3	OVR	6.9	6.8	510	9400	1220	8180	
SVE-9	11/20/2012	933	-5.05	0.01	22.27	32.9	OVR	6.2	10.6	647	8200	1400	6800	
SVE-9	12/19/2012	1040	-3.12	NA	22.53	41.0	OVR	7.3	9.1	830	9300	1300	8000	
SVE-9	1/16/2013	1023	-3.25	NM	22.52	59.7	OVR	7.6	8.4	822	13700	1750	11950	
SVE-9	2/25/2013	1039	-3.35	NM	22.25	43.5	OVR	6.4	10.0	775	10700	1280	9420	
SVE-9	3/20/2013	1300	-7.03	NM	21.72	34.5	OVR	6.2	11.0	765	7300	1200	6100	
SVE-10	2/1/2012	1415	NA	NA	NA	OVR	OVR	8.5	2.5	123	615000	390000	225000	
SVE-10	2/2/2012	955	NA	NA	NA	OVR	OVR	8.2	3.0	115	950000	305000	645000	
SVE-10	2/7/2012	950	-2.89	NA	NA	OVR	OVR	7.9	2.0	101	1000000	768000	232000	
SVE-10	2/15/2012	931	-2.69	NA	NA	OVR	OVR	7.8	3.0	129	862000	289000	573000	
SVE-10	2/22/2012	1126	-2.44	NA	NA	OVR	OVR	7.3	4.9	173	790000	204000	586000	
SVE-10	2/29/2012	942	-1.40	NA	NA	OVR	OVR	5.7	9.4	223	157000	73830	83170	
SVE-10	3/21/2012	904	-1.51	NA	NA	OVR	OVR	8.0	4.8	172	442000	158000	284000	
SVE-10	4/18/2012	1028	-2.56	1.66	22.59	OVR	OVR	8.4	5.2	270	139000	66500	72500	
SVE-10	5/16/2012	1206	-2.73	0.67	NE	OVR	OVR	8.2	6.7	325	69900	46100	23800	
SVE-10	6/20/2012	805	-3.24	0.00	22.65	OVR	OVR	9.1	6.2	317	38700	35100	3600	
SVE-10	7/18/2012	713	-2.93	0.04	22.62	OVR	OVR	8.6	7.2	233	46900	20300	26600	
SVE-10	8/15/2012	1201	-2.94	0.00	NA	OVR	OVR	9.3	6.8	398	30200	10500	19700	
SVE-10	9/19/2012	948	-4.68	NA	22.65	OVR	OVR	7.6	9.4	569	19400	4500	14900	
SVE-10	10/17/2012	1149	-6.87	0.00	22.58	OVR	OVR	7.9	9.5	563	25100	6500	18600	
SVE-10	11/20/2012	943	-4.22	0.01	22.59	71.8	OVR	8.3	9.2	589	13300	5300	8000	
SVE-10	12/19/2012	1055	-2.87	NA	22.57	41.0	OVR	7.7	10.0	650	12200	3800	8400	
SVE-10	1/16/2013	1032	-3.02	NM	22.57	44.3	OVR	7.8	9.4	635	13600	4300	9300	
SVE-10	2/25/2013	1046	-3.20	NM	22.54	51.9	OVR	7.3	10.0	585	16700	6600	10100	
SVE-10	3/20/2013	1314	-6.72	NM	22.55	65.8	OVR	6.3	11.9	440	18900	8900	10000	
SVE-11	2/1/2012	1428	NA	NA	NA	OVR	OVR	9.6	1.2	287	205000	100000	105000	
SVE-11	2/2/2012	1002	NA	NA	NA	OVR	OVR	9.5	1.5	270	300000	81400	218600	
SVE-11	2/7/2012	1006	-3.05	NA	NA	OVR	OVR	9.3	1.5	247	379000	125000	254000	
SVE-11	2/15/2012	955	-2.73	NA	NA	OVR	OVR	8.5	1.5	295	135000	90000	45000	
SVE-11	2/22/2012	1148	-2.54	NA	NA	OVR	OVR	8.0	2.1	321	229000	103000	126000	
SVE-11	2/29/2012	1003	-2.58	NA	NA	OVR	OVR	7.9	1.9	316	116000	62000	54000	
SVE-11	3/21/2012	914	-1.53	NA	NA	OVR	OVR	8.1	1.1	329	264000	87000	177000	
SVE-11	4/18/2012	1052	-2.60	0.06	22.78	OVR	OVR	9.0	1.4	410	105000	43700	61300	
SVE-11	5/16/2012	1223	-2.73	1.41	NE	OVR	OVR	10.1	2.4	485	70000	29400	40600	
SVE-11	6/20/2012	821	-3.31	0.00	22.82	OVR	OVR	11.1	1.4	364	61600	36600	25000	
SVE-11	7/18/2012	735	-2.95	0.02	22.77	OVR	OVR	11.2	2.4	240	73400	21500	51900	
SVE-11	8/15/2012	1134	-3.08	0.00	NA	OVR	OVR	11.7	2.3	409	60800	12800	48000	
SVE-11	9/19/2012	958	-5.15	NA	22.78	OVR	OVR	10.3	4.6	508	52400	9700	42700	
SVE-11	10/17/2012	1202	-6.96	0.00	22.77	OVR	OVR	9.9	4.5	584	52900	7900	45000	
SVE-11	11/20/2012	956	-5.14	0.02	22.80	OVR	OVR	9.7	4.8	566	39600	5800	33800	
SVE-11	12/19/2012	1100	-2.96	NA	22.77	OVR	OVR	10.1	4.4	820	29600	7400	22200	
SVE-11	1/16/2013	1042	-3.03	NM	22.78	OVR	OVR	9.6	5.0	750	28200	7100	21100	
SVE-11	2/25/2013	1052	-3.17	NM	22.77	OVR	OVR	9.1	6.0	710	20400	6000	14400	
SVE-11	3/20/2013	1330	-6.86	NM	21.78	OVR	OVR	8.0	8.0	752	22100	4700	17400	

SEE LAST PAGE OF TABLE FOR NOTES

TABLE 9
SVE SYSTEM MONTHLY MONITORING - SVE SAMPLING DATA

Sample ID	Date	Initial Reading Time (24-Hour)	Vacuum/Pressure	Air Flow	Groundwater	Fixed Gases				Soil Vapor Concentrations				Comments
			Initial Reading (Inches of H_2O)	Pitot Tube Pressure (Inches of H_2O)	Depth to Water (feet)	CH4 (%)	LEL (%)	CO_2 (%)	O_2 (%)	PID (ppmv)	THC (ppmv)	CH4 (ppmv)	PHC (ppmv)	
SVE-12	2/1/2012	1455	NA	NA	NA	OVR	OVR	5.0	9.0	190	315000	125000	190000	
SVE-12	2/2/2012	1015	NA	NA	NA	OVR	OVR	4.5	10.0	200	400000	146000	254000	
SVE-12	2/7/2012	1017	-3.15	NA	NA	0.5	11.0	0.2	20.8	78.2	814	240	574	
SVE-12	2/15/2012	1017	NA	NA	NA	OVR	OVR	2.2	15.4	224	78900	48300	30600	
SVE-12	2/22/2012	1444	-2.46	NA	NA	OVR	OVR	2.5	14.9	291	83400	53200	30200	
SVE-12	2/29/2012	1029	-2.61	NA	NA	OVR	OVR	4.0	11.6	288	239000	78410	160590	
SVE-12	3/21/2012	925	-1.55	NA	NA	1.5	31.0	0.2	20.7	115	2990	1360	1630	
SVE-12	4/18/2012	1110	-2.66	0.13	20.69	61.0	OVR	1.2	18.1	395	22000	7330	14670	
SVE-12	5/16/2012	1238	-2.84	1.32	NE	50.0	OVR	1.0	18.1	372	14200	9200	5000	
SVE-12	6/20/2012	842	-3.23	0.00	22.54	OVR	OVR	3.6	12.8	369	62500	17200	45300	
SVE-12	7/18/2012	756	-3.03	0.01	22.68	OVR	OVR	4.3	12.1	238	110000	15500	94500	
SVE-12	8/15/2012	1116	-3.23	0.00	NA	OVR	OVR	5.3	10.8	319	90200	14100	76100	
SVE-12	9/19/2012	1013	-5.31	NA	22.70	OVR	OVR	5.9	10.4	381	84800	15700	69100	
SVE-12	10/17/2012	1251	-7.01	0.00	22.71	OVR	OVR	7.6	7.6	399	135000	18100	116900	
SVE-12	11/20/2012	1006	-4.98	0.10	22.74	OVR	OVR	7.3	6.2	373	134000	14600	119400	
SVE-12	12/19/2012	1120	-3.02	NA	22.69	OVR	OVR	6.1	7.9	625	121000	10900	110100	
SVE-12	1/16/2013	1053	-3.01	NM	22.73	OVR	OVR	4.9	9.5	535	110000	10300	99700	
SVE-12	2/25/2013	1059	-3.22	NM	22.70	OVR	OVR	5.4	7.7	633	108000	8900	99100	
SVE-12	3/20/2013	1346	-7.04	NM	20.48	OVR	OVR	5.6	8.9	690	77200	4200	73000	
SVE-13	2/2/2012	1350	NA	NA	NA	OVR	OVR	13.3	2.3	395	61400	29300	32100	
SVE-13	2/3/2012	757	-3.55	NA	NA	OVR	OVR	12.2	2.5	330	104000	43600	60400	
SVE-13	2/7/2012	1028	-2.32	NA	NA	OVR	OVR	10.1	3.1	284	222000	48500	173500	
SVE-13	2/15/2012	1043	-2.40	NA	NA	OVR	OVR	7.5	9.5	375	87700	20000	67700	
SVE-13	2/22/2012	1502	-1.95	NA	NA	OVR	OVR	7.1	8.4	396	87380	51590	35790	
SVE-13	2/29/2012	1056	-1.63	NA	NA	OVR	OVR	7.1	7.8	419	100000	37160	62840	
SVE-13	3/21/2012	941	-1.58	NA	NA	9.6	OVR	3.5	15.6	675	6100	154	5946	
SVE-13	4/18/2012	1129	-2.14	0.07	22.72	OVR	OVR	6.5	10.1	558	35500	10500	25000	
SVE-13	5/16/2012	1310	-2.27	0.00	NE	OVR	OVR	6.2	11.0	675	24300	6600	17700	
SVE-13	6/20/2012	905	-2.46	0.01	22.79	82.1	OVR	7.3	2.5	575	19200	4300	14900	
SVE-13	7/18/2012	828	-2.51	0.03	22.72	53.3	OVR	7.0	11.4	590	15300	3200	12100	
SVE-13	8/15/2012	1100	-2.56	0.01	NA	52.4	OVR	6.9	11.7	576	13280	2960	10320	
SVE-13	9/19/2012	1029	-4.06	NA	22.72	33.5	OVR	6.2	13.1	766	9260	1510	7750	
SVE-13	10/17/2012	1301	-4.34	0.00	22.73	22.1	OVR	6.7	12.4	759	8150	210	7940	
SVE-13	11/20/2012	1018	-3.94	0.01	22.75	11.9	OVR	6.3	12.6	658	4650	1050	3600	
SVE-13	12/19/2012	1135	-2.52	NA	22.72	6.4	OVR	6.3	12.8	620	5000	560	4440	
SVE-13	1/16/2013	1104	-2.50	NM	22.78	5.7	OVR	6.5	12.1	745	5400	490	4910	
SVE-13	2/25/2013	1109	-0.64	NM	22.71	0.2	4.0	0.3	20.7	41.6	143	25.0	118	Valve closed visually 50% at well head.
SVE-13	3/20/2013	1401	-4.39	NM	22.68	0.3	7.0	3.3	16.9	110	380	63.8	316	Valve closed visually 50% at well head.
SVE-14	2/2/2012	1358	NA	NA	NA	OVR	OVR	12.1	1.5	259	221000	86200	134800	
SVE-14	2/3/2012	807	-3.53	NA	NA	OVR	OVR	11.9	1.6	230	230000	90000	140000	
SVE-14	2/7/2012	1040	-2.32	NA	NA	OVR	OVR	12.0	1.7	259	123000	64400	58600	
SVE-14	2/15/2012	1105	-2.40	NA	NA	OVR	OVR	10.7	3.4	291	129000	51000	78000	
SVE-14	2/22/2012	1514	-2.20	NA	NA	OVR	OVR	10.1	3.6	396	90500	54560	35940	
SVE-14	2/29/2012	1111	-1.66	NA	NA	OVR	OVR	10.1	3.1	423	89400	29690	59710	
SVE-14	3/21/2012	954	-1.56	NA	NA	12.2	OVR	6.6	8.9	658	5490	477	5013	
SVE-14	4/18/2012	1146	-2.11	0.48	22.41	OVR	OVR	9.7	3.4	515	51800	19200	32600	
SVE-14	5/16/2012	1328	-2.52	0.01	NE	OVR	OVR	9.5	6.6	575	16700	7800	8900	
SVE-14	6/20/2012	1025	-2.35	0.01	22.45	OVR	OVR	10.0	5.1	559	26600	11300	15300	
SVE-14	7/18/2012	852	-2.49	0.02	22.41	78.9	OVR	10.2	6.4	425	24200	8300	15900	
SVE-14	8/15/2012	1043	-2.57	0.01	NA	78.9	OVR	10.4	7.2	461	15600	8200	7400	
SVE-14	9/19/2012	1040	-4.07	NA	22.40	68.1	OVR	9.9	8.2	585	18400	8300	10100	
SVE-14	10/17/2012	1313	-4.34	0.00	22.42	61.5	OVR	9.9	8.2	617	18500	7500	11000	
SVE-14	11/20/2012	1030	-3.88	0.01	22.45	36.8	OVR	9.2	9.1	563	11700	6200	5500	
SVE-14	12/19/2012	1150	-2.53	NA	22.42	26.8	OVR	9.4	9.0	655	10800	4800	6000	
SVE-14	1/16/2013	1115	-2.50	NM	22.41	20.5	OVR	9.0	9.1	648	10300	3800	6500	
SVE-14	2/25/2013	1116	-0.66	NM	22.40	0.1	2.0	5.3	14.0	5.0	122	10.7	111	Valve closed visually 50% at well head.
SVE-14	3/20/2013	1415	-4.21	NM	22.43	5.7	OVR	7.1	12.0	420	3200	1300	1900	Valve closed visually 50% at well head.

SEE LAST PAGE OF TABLE FOR NOTES

TABLE 9
SVE SYSTEM MONTHLY MONITORING - SVE SAMPLING DATA

Sample ID	Date	Initial Reading Time (24-Hour)	Vacuum/Pressure	Air Flow	Groundwater	Fixed Gases				Soil Vapor Concentrations				Comments
			Initial Reading (Inches of H_2O)	Pitot Tube Pressure (Inches of H_2O)	Depth to Water (feet)	CH4 (%)	LEL (%)	CO_2 (%)	O_2 (%)	PID (ppmv)	THC (ppmv)	CH4 (ppmv)	PHC (ppmv)	
SVE-15	2/2/2012	1416	NA	NA	NA	OVR	OVR	12.2	2.6	327	61600	47200	14400	
SVE-15	2/3/2012	817	-3.55	NA	NA	OVR	OVR	10.9	4.5	305	92300	55000	37300	
SVE-15	2/7/2012	1047	-2.34	NA	NA	OVR	OVR	10.0	5.1	294	65300	35900	29400	
SVE-15	2/15/2012	1112	-2.33	NA	NA	OVR	OVR	9.2	6.7	364	68900	34250	34650	
SVE-15	2/22/2012	1325	-2.41	NA	NA	OVR	OVR	9.0	5.8	471	55700	30670	25030	
SVE-15	2/29/2012	1329	-1.30	NA	NA	OVR	OVR	9.9	5.9	420	50000	24200	25800	
SVE-15	3/21/2012	959	-1.54	NA	NA	OVR	OVR	8.8	5.8	433	60500	22800	37700	
SVE-15	4/18/2012	1155	-2.11	0.03	NE	OVR	OVR	8.7	5.5	555	36000	11400	24600	
SVE-15	5/16/2012	1335	-2.28	0.01	NE	83.7	OVR	8.7	7.4	660	13900	6100	7800	
SVE-15	6/20/2012	1033	-2.29	0.00	NE	80.3	OVR	9.0	7.3	640	17280	6260	11020	
SVE-15	7/18/2012	859	-2.49	0.13	NE	62.2	OVR	9.2	7.8	475	15700	6200	9500	
SVE-15	8/15/2012	1038	-2.61	0.00	NA	73.6	OVR	9.6	8.1	501	18300	7600	10700	
SVE-15	9/19/2012	1045	-4.05	NA	22.97	59.7	OVR	8.9	9.7	664	15400	5470	9930	
SVE-15	10/17/2012	1319	-4.38	0.00	NE	56.9	OVR	9.2	8.9	720	17100	3930	13170	
SVE-15	11/20/2012	1037	-3.92	0.55	22.97	37.4	OVR	8.1	10.1	651	7400	4050	3350	
SVE-15	12/19/2012	1155	-2.56	NA	NE	33.9	OVR	8.4	10.0	770	12100	5200	6900	
SVE-15	1/16/2013	1120	-2.49	NM	22.79	30.9	OVR	8.0	10.0	770	12000	2800	9200	
SVE-15	2/25/2013	1119	-3.15	NM	22.71	25.4	OVR	6.7	11.9	588	10900	4400	6500	Valve closed visually 50% at well head.
SVE-15	3/20/2013	1422	-5.91	NM	22.72	21.0	OVR	5.8	13.2	675	4400	1700	2700	Valve closed visually 50% at well head.
SVE-16	2/2/2012	1407	NA	NA	NA	OVR	OVR	12.4	1.3	381	222000	72500	149500	
SVE-16	2/3/2012	823	-3.59	NA	NA	OVR	OVR	12.8	1.0	364	153000	67000	86000	
SVE-16	2/7/2012	1057	-2.41	NA	NA	OVR	OVR	12.8	1.4	376	86300	55900	30400	
SVE-16	2/15/2012	1119	-2.29	NA	NA	OVR	OVR	12.1	1.7	417	114000	51000	63000	
SVE-16	2/22/2012	1543	-2.09	NA	NA	OVR	OVR	11.3	2.2	480	114000	55800	58200	
SVE-16	2/29/2012	1338	-1.15	NA	NA	OVR	OVR	11.8	2.0	390	92200	49300	42900	
SVE-16	3/21/2012	1003	-1.43	NA	NA	OVR	OVR	11.2	1.6	539	82500	19000	63500	
SVE-16	4/18/2012	1204	-2.13	1.29	22.92	OVR	OVR	11.0	1.7	510	72100	32300	39800	
SVE-16	5/16/2012	1342	-2.29	0.01	NE	OVR	OVR	11.2	2.2	472	59500	35700	23800	
SVE-16	6/20/2012	1040	-2.32	0.00	22.98	OVR	OVR	11.6	2.2	463	48200	35000	13200	
SVE-16	7/18/2012	909	-2.51	0.08	22.91	OVR	OVR	11.4	4.0	270	38600	24800	13800	
SVE-16	8/15/2012	1031	-2.65	0.00	NA	OVR	OVR	11.4	5.1	367	44000	21500	22500	
SVE-16	9/19/2012	1050	-4.15	NA	22.93	OVR	OVR	11.1	5.8	492	39400	21600	17800	
SVE-16	10/17/2012	1325	-4.46	0.00	22.92	82.6	OVR	11.0	6.2	509	33400	27200	6200	
SVE-16	11/20/2012	1044	-3.86	0.48	22.95	50.3	OVR	10.6	6.4	465	23600	3500	20100	
SVE-16	12/19/2012	1245	-2.52	NA	22.92	39.8	OVR	11.1	5.8	555	21400	13700	7700	
SVE-16	1/16/2013	1125	-2.52	NM	22.94	30.8	OVR	10.4	6.4	540	19300	10000	9300	
SVE-16	2/25/2013	1123	-3.09	NM	22.95	30.9	OVR	10.1	6.6	455	15100	6400	8700	Valve closed visually 50% at well head.
SVE-16	3/20/2013	1428	-5.57	NM	22.93	21.5	OVR	8.5	9.1	480	11300	7700	3600	Valve closed visually 50% at well head.
SVE-17	2/6/2012	1405	-2.61	NA	NA	OVR	OVR	13.7	2.6	357	129000	54100	74900	
SVE-17	2/7/2012	1100	-2.50	NA	NA	OVR	OVR	12.5	3.5	364	50000	41800	8200	
SVE-17	2/8/2012	930	-2.85	NA	NA	OVR	OVR	11.0	4.4	376	65000	29900	35100	
SVE-17	2/15/2012	1126	-2.29	NA	NA	OVR	OVR	9.4	6.4	321	65000	51200	13800	
SVE-17	2/22/2012	1552	-2.17	NA	NA	OVR	OVR	8.7	7.0	306	102000	73270	28730	
SVE-17	2/29/2012	1346	-1.16	NA	NA	OVR	OVR	9.2	6.9	242	91500	66300	25200	
SVE-17	3/21/2012	1008	-1.32	NA	NA	5.5	OVR	9.2	2.1	345	13390	7600	5790	
SVE-17	4/18/2012	1216	-2.20	1.48	22.62	OVR	OVR	7.6	8.4	285	70500	50000	20500	
SVE-17	5/16/2012	1352	-2.37	0.03	NE	OVR	OVR	7.4	9.0	300	71300	47900	23400	
SVE-17	6/20/2012	1047	-2.41	0.01	22.62	OVR	OVR	7.6	8.7	324	64000	36500	27500	
SVE-17	7/18/2012	922	-2.61	0.01	22.59	84.1	OVR	7.7	9.1	250	38900	17400	21500	
SVE-17	8/15/2012	1021	-2.78	0.01	NA	82.4	OVR	8.1	9.4	373	25800	12800	13000	
SVE-17	9/19/2012	1056	-4.30	NA	22.56	72.5	OVR	7.6	10.4	533	22400	10600	11800	
SVE-17	10/17/2012	1330	-4.72	0.00	22.55	64.0	OVR	8.2	10.0	602	19100	8400	10700	
SVE-17	11/20/2012	1057	-3.95	0.04	22.56	40.5	OVR	7.4	11.0	555	12100	7100	5000	
SVE-17	12/19/2012	1350	-2.58	NA	22.51	35.0	OVR	7.8	10.7	690	14200	6300	7900	
SVE-17	1/16/2013	1129	-2.60	NM	22.53	27.5	OVR	7.4	10.8	660	13800	6700	7100	
SVE-17	2/25/2013	1127	-1.74	NM	22.52	20.0	OVR	7.1	11.4	550	6800	3050	3750	Valve closed visually 50% at well head.
SVE-17	3/20/2013	1434	-4.83	NM	22.56	17.1	OVR	5.7	13.6	545	6500	3700	2800	Valve closed visually 50% at well head.

SEE LAST PAGE OF TABLE FOR NOTES

TABLE 9
SVE SYSTEM MONTHLY MONITORING - SVE SAMPLING DATA

Sample ID	Date	Initial Reading Time (24-Hour)	Vacuum/Pressure	Air Flow	Groundwater	Fixed Gases				Soil Vapor Concentrations				Comments
			Initial Reading (Inches of H_2O)	Pitot Tube Pressure (Inches of H_20)	Depth to Water (feet)	CH4 (%)	LEL (%)	CO_2 (%)	O_2 (%)	PID (ppmv)	THC (ppmv)	CH4 (ppmv)	PHC (ppmv)	
SVE-18	2/6/2012	1420	-2.77	NA	21.03	OVR	OVR	12.3	2.8	232	215000	105000	110000	
SVE-18	2/7/2012	1108	-2.69	NA	NA	OVR	OVR	11.8	4.5	209	79900	67200	12700	
SVE-18	2/8/2012	1000	-2.81	NA	20.99	OVR	OVR	11.3	4.8	226	100000	53610	46390	
SVE-18	2/15/2012	1132	-2.45	NA	NA	OVR	OVR	9.6	7.2	185	121000	83600	37400	
SVE-18	2/22/2012	1559	-2.32	NA	NA	OVR	OVR	9.3	6.9	154	180000	132000	48000	
SVE-18	2/29/2012	1354	-1.33	NA	NA	OVR	OVR	10.0	6.8	123	140000	109000	31000	
SVE-18	3/21/2012	1013	-1.31	NA	NA	2.1	43.0	9.4	5.2	237	4100	2560	1540	
SVE-18	4/18/2012	1228	-2.31	0.12	20.81	OVR	OVR	7.5	8.0	177	95400	69500	25900	
SVE-18	5/16/2012	1358	-2.51	0.03	NE	OVR	OVR	6.6	10.0	187	59200	52400	6800	
SVE-18	6/20/2012	1054	-2.54	0.01	20.86	OVR	OVR	6.5	10.4	203	68300	41200	27100	
SVE-18	7/18/2012	930	-2.79	0.00	20.81	69.2	OVR	6.2	11.2	222	36200	23200	13000	
SVE-18	8/15/2012	1013	-3.00	-0.01	NA	58.3	OVR	6.5	12.5	388	18900	11600	7300	
SVE-18	9/19/2012	1101	-4.72	NA	20.82	33.4	OVR	5.5	13.1	561	12300	4100	8200	
SVE-18	10/17/2012	1336	-5.17	0.00	20.89	27.5	OVR	6.0	12.6	612	10400	3000	7400	
SVE-18	11/20/2012	1101	-4.33	0.01	20.62	12.5	OVR	5.3	13.9	576	3700	1100	2600	
SVE-18	12/19/2012	1400	-2.73	NA	20.74	10.8	OVR	6.4	12.4	636	4900	1000	3900	
SVE-18	1/16/2013	1133	-2.78	NM	20.74	7.9	OVR	6.5	12.1	600	5100	1800	3300	
SVE-18	2/25/2013	1131	-1.95	NM	20.72	2.9	59.0	6.1	12.8	305	2200	325	1875	Valve closed visually 50% at well head.
SVE-18	3/20/2013	1441	-5.41	NM	20.74	4.8	96.0	5.2	14.2	377	3100	1500	1600	Valve closed visually 50% at well head.
SVE-19	2/6/2012	1428	-0.76	NA	23.75	75.3	OVR	12.2	1.3	81.2	262000	169000	93000	
SVE-19	2/7/2012	1113	-2.93	NA	NA	84.6	OVR	12.7	0.6	86.8	116000	84200	31800	
SVE-19	2/8/2012	1009	-3.36	NA	23.85	64.7	OVR	11.7	2.9	100	120000	89300	30700	
SVE-19	2/15/2012	1139	-2.65	NA	NA	74.9	OVR	11.8	2.9	98.2	100000	84000	16000	
SVE-19	2/22/2012	1609	-2.51	NA	NA	OVR	OVR	11.2	3.4	100	190000	155000	35000	
SVE-19	2/29/2012	1403	-1.38	NA	NA	84.5	OVR	11.8	3.5	79.5	158000	110000	48000	
SVE-19	3/21/2012	1018	-1.36	NA	NA	0.1	3.0	8.4	6.3	25.5	1220	1000	220	
SVE-19	4/18/2012	1237	-2.50	1.91	23.76	47.2	OVR	8.2	6.2	95.0	91000	73200	17800	
SVE-19	5/16/2012	1405	-2.72	0.03	NE	47.1	OVR	7.5	8.8	82.0	28700	10100	18600	
SVE-19	6/20/2012	1101	-2.82	NA	23.58	35.8	OVR	6.5	10.8	71.4	56200	52000	4200	
SVE-19	7/18/2012	939	-3.05	0.01	23.73	41.1	OVR	7.4	10.1	67.3	55400	41100	14300	
SVE-19	8/15/2012	1005	-3.33	0.00	NA	34.2	OVR	7.2	11.2	150	35300	27400	7900	
SVE-19	9/19/2012	1107	-5.33	NA	23.73	16.1	OVR	5.9	12.5	262	13400	9500	3900	
SVE-19	10/17/2012	1342	-5.83	0.00	23.75	14.4	OVR	6.4	12.3	280	13900	6300	7600	
SVE-19	11/20/2012	1106	-4.79	0.00	23.76	2.1	42.0	4.0	14.7	233	2800	1300	1500	
SVE-19	12/19/2012	1405	-2.97	NA	23.74	4.0	80.0	5.4	12.9	278	6400	3800	2600	
SVE-19	1/16/2013	1139	-2.95	NM	23.77	4.3	86.0	5.2	12.8	265	10300	7000	3300	
SVE-19	2/25/2013	1135	-3.45	NM	23.71	4.6	93.0	5.0	13.1	193	8500	5100	3400	
SVE-19	3/20/2013	1448	-7.20	NM	23.70	3.6	73.0	4.4	14.4	150	7400	5800	1600	
SVE-20	2/23/2012	953	-3.17	NA	NA	OVR	OVR	12.7	1.0	77.5	1000000	1000000	0.0	
SVE-20	2/29/2012	1419	-3.74	NA	NA	OVR	OVR	12.7	1.1	70.3	1000000	920000	80000	
SVE-20	3/1/2012	1500	-1.08	NA	NA	OVR	OVR	12.6	1.1	102	921000	841000	80000	
SVE-20	3/2/2012	1054	-1.51	NA	NA	OVR	OVR	12.5	1.2	84.7	1000000	955000	45000	Benzene Reading: 38.2 ppm
SVE-20	3/6/2012	1138	-0.20	NA	NA	OVR	OVR	7.2	7.4	69.0	858000	486000	372000	Benzene Reading: 30.0 ppm
SVE-20	3/7/2012	855	-0.11	NA	NA	OVR	OVR	9.7	4.3	65.7	742000	261000	481000	Benzene Reading: 24.9 ppm
SVE-20	3/21/2012	1027	-2.21	NA	NA	OVR	OVR	11.6	0.4	98.5	770000	373000	397000	
SVE-20	4/18/2012	1256	-3.19	0.52	37.92	OVR	OVR	10.4	2.7	92.8	602000	376000	226000	
SVE-20	5/16/2012	1413	-3.42	0.03	NE	OVR	OVR	10.1	4.4	106	390000	270000	120000	
SVE-20	6/20/2012	1107	-3.57	0.01	37.95	OVR	OVR	10.2	4.6	105	210000	198000	12000	
SVE-20	7/18/2012	1002	-3.95	0.02	37.87	OVR	OVR	9.8	5.8	60.5	229000	146000	83000	
SVE-20	8/15/2012	955	-4.47	-0.99	NA	OVR	OVR	11.0	4.6	115	125000	102000	23000	
SVE-20	9/19/2012	1113	-7.67	NA	37.90	OVR	OVR	10.5	6.6	136	200000	160000	40000	
SVE-20	10/17/2012	1348	-7.12	0.00	37.88	OVR	OVR	10.8	7.4	141	248000	212000	36000	
SVE-20	11/20/2012	1112	-13.54	-0.21	37.85	OVR	OVR	9.1	8.6	175	104000	94000	10000	Vacuum would not stabilize during sampling. Highest value observed is listed.
SVE-20	12/19/2012	1420	-3.02	NA	37.89	OVR	OVR	11.3	4.5	195	230000	145000	85000	
SVE-20	1/16/2013	1143	-2.95	NM	37.92	OVR	OVR	11.3	5.2	190	218000	140000	78000	
SVE-20	2/25/2013	1139	-3.20	NM	37.90	OVR	OVR	11.6	5.0	159	202000	127000	75000	
SVE-20	3/20/2013	1454	-5.85	NM	37.82	OVR	OVR	11.4	5.5	143	340000	215000	125000	

SEE LAST PAGE OF TABLE FOR NOTES

TABLE 9
SVE SYSTEM MONTHLY MONITORING - SVE SAMPLING DATA

Sample ID	Date	Initial Reading Time (24-Hour)	Vacuum/Pressure	Air Flow	Groundwater	Fixed Gases				Soil Vapor Concentrations				Comments
			Initial Reading (Inches of H_2O)	Pitot Tube Pressure (Inches of H_2O)	Depth to Water (feet)	CH4 (%)	LEL (%)	CO_2 (%)	O_2 (%)	PID (ppmv)	THC (ppmv)	CH4 (ppmv)	PHC (ppmv)	
SVE-21	12/3/2012	1525	-1.74	NM	NM	0.0	0.0	3.1	18.0	1.0	2.5	0.0	2.5	
SVE-21	12/4/2012	1335	-2.67	NM	34.51	0.0	0.0	4.0	17.0	0.5	1.9	0.0	1.9	
SVE-21	12/13/2012	1521	-1.47	NM	34.43	0.0	0.0	3.9	17.3	0.2	0.6	0.0	0.6	
SVE-21	12/19/2012	1505	-1.62	NM	NM	0.0	0.0	4.5	16.7	0.3	1.4	0.0	1.4	
SVE-21	1/16/2013	1559	-2.10	NM	34.43	0.0	0.0	2.9	18.5	0.1	1.1	0.0	1.1	
SVE-21	2/26/2013	1210	-1.91	NM	34.43	0.0	0.0	2.5	18.7	0.1	0.5	0.0	0.5	
SVE-21	3/21/2013	1104	-2.64	NM	34.48	0.0	0.0	2.2	19.5	0.1	0.8	0.0	0.8	
SVE-22	12/5/2012	1625	-1.57	NM	34.35	0.0	0.0	4.7	16.3	2.0	11.7	5.1	6.6	
SVE-22	12/6/2012	1529	-1.40	NM	34.31	0.0	0.0	4.4	16.3	1.3	12.3	8.2	4.1	
SVE-22	12/13/2012	1350	-1.13	NM	34.35	0.0	0.0	3.5	17.6	0.8	7.7	6.2	1.5	
SVE-22	12/19/2012	1403	-1.18	NM	NM	0.0	0.0	2.8	18.3	0.5	8.6	8.6	0.0	
SVE-22	1/16/2013	1419	-1.26	NM	34.37	0.0	0.0	1.7	19.5	0.4	4.3	0.0	4.3	
SVE-22	2/26/2013	1148	-1.40	NM	34.38	0.0	0.0	1.3	19.8	0.3	9.2	6.5	2.7	
SVE-22	3/21/2013	1029	-1.75	NM	34.39	0.0	0.0	1.2	20.0	0.3	5.4	4.8	0.6	
SVE-23	12/6/2012	1541	-1.29	NM	24.67	0.0	0.0	7.2	12.0	3.5	4.3	0.0	4.3	
SVE-23	12/7/2012	1650	-1.28	NM	24.68	NM	NM	NM	NM	NM	NM	NM	NM	Sample depleted when screening conducted on 12/8/12. Could not sample.
SVE-23	12/10/2012	1336	-1.29	NM	24.71	0.0	0.0	4.3	16.0	2.8	4.6	0.0	4.6	
SVE-23	12/13/2012	1432	-1.12	NM	24.71	0.0	0.0	4.5	16.0	0.7	0.2	0.0	0.2	
SVE-23	12/19/2012	1350	-1.17	NM	NM	0.0	0.0	3.5	17.0	0.4	0.7	0.0	0.7	
SVE-23	1/16/2013	1432	-1.25	NM	24.74	0.0	0.0	2.3	18.3	0.4	1.4	0.0	1.4	
SVE-23	2/26/2013	1203	-1.38	NM	24.69	0.1	3.0	2.7	16.9	6.5	745	720	25.0	
SVE-23	3/21/2013	1057	-1.74	NM	24.71	0.1	2.0	2.0	18.3	15.7	800	670	130	
SVE-24	12/10/2012	1322	-0.47	NM	25.25	18.0	OVR	12.4	3.4	1120	36400	23000	13400	
SVE-24	12/11/2012	1330	-0.25	NM	25.27	21.7	OVR	14.7	0.5	1490	31400	17700	13700	
SVE-24	12/12/2012	1637	-0.30	NM	NM	17.5	OVR	14.0	1.2	1420	28100	16500	11600	Vacuum reading surging. Highest observed value listed.
SVE-24	12/13/2012	1031	-0.33	NM	25.23	18.3	OVR	14.6	1.3	1180	31900	19100	12800	Vacuum reading surging. Highest observed value listed.
SVE-24	12/19/2012	1427	-0.30	NM	NM	14.7	OVR	11.5	3.9	1620	27300	17000	10300	
SVE-24	1/16/2013	1359	-0.42	NM	25.22	10.2	OVR	8.9	6.9	1590	23200	11800	11400	
SVE-24	2/26/2013	1125	-0.45	NM	25.20	20.8	OVR	9.0	7.0	1533	30500	18600	11900	
SVE-24	3/21/2013	1007	-1.06	NM	25.22	15.4	OVR	8.5	8.1	1840	32400	20700	11700	
SVE-25	2/1/2012	1545	NA	NA	NA	OVR	OVR	8.0	6.4	182	165000	83100	81900	
SVE-25	2/2/2012	845	NA	NA	NA	OVR	OVR	7.3	7.3	195	180000	61000	119000	
SVE-25	2/7/2012	1408	-2.88	NA	NA	OVR	OVR	8.4	6.6	217	125000	72000	53000	
SVE-25	2/15/2012	1403	-2.50	NA	NA	34.9	OVR	7.2	9.8	425	15950	6800	9150	
SVE-25	2/17/2012	1025	-2.66	NA	NA	14.3	OVR	6.2	12.5	445	6250	2600	3650	
SVE-25	2/22/2012	1620	-2.43	NA	NA	11.6	OVR	5.7	12.8	424	8180	2990	5190	
SVE-25	2/29/2012	821	-1.96	NA	NA	16.8	OVR	6.8	11.4	431	8470	2770	5700	
SVE-25	3/21/2012	1412	-1.15	NA	NA	9.7	OVR	6.0	12.0	342	3960	1810	2150	
SVE-25	4/18/2012	1545	-2.26	NA	NA	16.2	OVR	5.7	11.8	348	8200	2950	5250	
SVE-25	5/16/2012	1518	-3.09	NA	NA	5.7	OVR	4.8	14.6	305	4750	2250	2500	
SVE-25	6/20/2012	1418	-0.69	0.00	NE	0.0	0.0	0.8	20.0	2.0	7.0	0.0	7.0	Vacuum would not stabilize during sampling. Highest value observed is listed.
SVE-25	7/18/2012	1109	-2.64	0.01	NE	1.8	38.0	3.4	15.9	183	2490	690	1800	
SVE-25	8/15/2012	1432	-2.79	NA	NA	1.7	35.0	3.6	16.0	190	1930	510	1420	
SVE-25	9/19/2012	810	-4.58	NA	NE	3.7	75.0	4.0	15.5	331	4280	1110	3170	
SVE-25	10/17/2012	1438	-0.47	NA	NE	0.0	0.0	1.3	19.2	2.4	10.7	3.5	7.2	Water present in SVE vault.
SVE-25	11/20/2012	1208	-1.28	NA	NE	0.0	0.0	0.3	20.6	3.0	8.4	2.8	5.7	Vacuum would not stabilize during sampling. Highest value observed is listed.
SVE-25	12/19/2012	NM	NM	NM	NM	NM	NM	NM	NM	NM	NM	NM	NM	Vehicle parked on well. Could not access.
SVE-25	1/16/2013	1344	-1.27	NM	22.98	0.0	0.0	0.1	20.7	6.5	60.4	10.9	49.5	
SVE-25	2/25/2013	1215	-2.73	NM	NE	1.3	26.0	3.8	16.5	140	2200	510	1690	
SVE-25	3/21/2013	1114	-6.56	NM	23.12	2.5	50.0	4.6	15.5	266	1600	560	1040	Calibration checked and verified.
SVE-26	12/5/2012	1615	-1.77	NM	30.57	0.2	5.0	12.3	4.8	266	1200	670	530	Vacuum reading surging. Highest observed value listed.
SVE-26	12/6/2012	1516	-0.40	NM	30.59	0.5	11.0	10.6	6.5	526	2350	1200	1150	Vacuum reading surging. Highest observed value listed.
SVE-26	12/13/2012	1101	-1.44	NM	30.58	1.4	28.0	10.1	8.0	400	4550	2700	1850	
SVE-26	12/19/2012	1420	-1.48	NM	NM	1.2	24.0	7.9	10.5	385	3800	3300	500	
SVE-26	1/16/2013	1410	-1.69	NM	30.57	0.6	12.0	6.0	12.5	395	2500	1300	1200	
SVE-26	2/26/2013	1148	-1.24	NM	30.48	0.4	9.0	6.1	11.7	322	1730	1000	730	
SVE-26	3/21/2013	1026	-2.22	NM	30.18	0.4	8.0	5.0	13.6	290	1100	580	520	

SEE LAST PAGE OF TABLE FOR NOTES

TABLE 9
SVE SYSTEM MONTHLY MONITORING - SVE SAMPLING DATA

Sample ID	Date	Initial Reading Time (24-Hour)	Vacuum/Pressure	Air Flow	Groundwater	Fixed Gases				Soil Vapor Concentrations				Comments
			Initial Reading (Inches of H_2O)	Pitot Tube Pressure (Inches of H_2O)	Depth to Water (feet)	CH4 (%)	LEL (%)	CO_2 (%)	O_2 (%)	PID (ppmv)	THC (ppmv)	CH4 (ppmv)	PHC (ppmv)	
SVE-27	12/3/2012	1410	-1.80	NM	NM	3.0	60.0	11.0	4.0	1940	17400	7800	9600	
SVE-27	12/4/2012	1315	-3.11	NM	29.64	3.7	74.0	11.5	1.5	2295	23400	10100	13300	
SVE-27	12/13/2012	1309	-2.10	NM	30.05	4.7	95.0	11.4	3.3	1640	28300	17300	11000	Vacuum reading surging. Highest observed value listed.
SVE-27	12/19/2012	1440	-2.23	NM	NM	5.5	OVR	10.9	3.7	1860	33600	25200	8400	
SVE-27	1/16/2013	1500	-2.25	NM	29.65	6.9	OVR	9.5	6.8	1066	42800	29400	13400	
SVE-27	2/26/2013	1139	-2.40	NM	30.16	10.6	OVR	9.3	7.6	1050	44200	33300	10900	
SVE-27	3/21/2013	1036	-0.92	NM	29.32	6.9	OVR	8.9	7.7	1170	30000	23100	6900	
SVE-28	2/20/2012	935	-2.45	NA	NA	55.9	OVR	0.4	20.0	99.0	80000	28500	51500	
SVE-28	2/21/2012	1036	-2.73	NA	NA	0.9	18.0	0.1	20.9	150	1462	410	1052	
SVE-28	2/22/2012	957	-1.80	NA	NA	0.0	0.0	0.1	20.8	18.0	98.0	31.1	66.9	
SVE-28	2/29/2012	843	-1.73	NA	NA	0.2	5.0	0.1	20.9	19.7	533	133	400	
SVE-28	3/21/2012	829	-1.47	NA	NA	0.1	3.0	0.1	20.9	23.6	231	61.0	170	
SVE-28	4/18/2012	919	-2.27	0.60	42.62	4.1	83.0	0.0	20.9	47.5	7350	4920	2430	
SVE-28	5/16/2012	1100	-2.50	1.80	42.80	0.1	2.0	0.0	20.9	4.0	63.9	31.5	32.4	
SVE-28	6/20/2012	705	-2.55	0.01	42.81	10.4	OVR	0.1	20.6	51.7	11000	6550	4450	
SVE-28	7/18/2012	610	-2.68	0.00	42.83	1.7	34.0	0.0	20.9	40.4	4720	3100	1620	
SVE-28	8/15/2012	1334	-2.39	0.00	NA	1.8	38.0	0.4	20.2	153	2450	1470	980	
SVE-28	9/19/2012	912	-3.92	NA	44.51	0.8	17.0	7.3	8.7	69.6	2560	1130	1430	
SVE-28	10/17/2012	1020	-4.11	0.00	44.42	0.5	10.0	5.8	10.4	32.7	850	590	260	
SVE-28	11/20/2012	905	-3.73	0.19	44.66	0.3	7.0	5.5	11.3	39.0	905	450	455	
SVE-28	12/19/2012	945	-2.59	NA	45.32	1.7	34.0	7.2	10.2	81.1	2600	1300	1300	
SVE-28	1/16/2013	958	-2.48	NM	45.35	0.4	8.0	7.3	10.0	34.8	1450	970	480	
SVE-28	2/25/2013	1017	-2.60	NM	45.90	1.0	20.0	8.4	9.2	28.1	3000	1550	1450	
SVE-28	3/20/2013	1224	-5.25	NM	46.00	5.9	OVR	8.6	9.4	85.9	8300	5900	2400	
SVE-29	2/20/2012	945	-2.50	NA	NA	OVR	OVR	9.4	1.6	135	643000	225000	418000	
SVE-29	2/21/2012	1047	-2.76	NA	NA	OVR	OVR	9.1	1.3	148	564000	347000	217000	
SVE-29	2/22/2012	1023	-1.85	NA	NA	OVR	OVR	8.6	2.6	140	450000	149000	301000	
SVE-29	2/29/2012	902	-1.70	NA	NA	OVR	OVR	8.4	2.1	148	460000	100000	360000	
SVE-29	3/21/2012	838	-1.59	NA	NA	OVR	OVR	7.9	2.8	133	396000	247000	149000	
SVE-29	4/18/2012	942	-2.31	0.08	33.53	OVR	OVR	6.9	4.6	168	221000	103000	118000	
SVE-29	5/16/2012	1122	-2.47	0.28	NA	OVR	OVR	8.6	1.9	138	283000	129000	154000	
SVE-29	6/20/2012	727	-2.61	0.01	33.59	OVR	OVR	7.5	5.5	140	102000	100000	2000	
SVE-29	7/18/2012	632	-2.73	0.04	33.51	OVR	OVR	6.6	7.2	90.0	175000	88200	86800	
SVE-29	8/15/2012	1252	-2.45	0.00	NA	OVR	OVR	6.9	8.2	108	91800	57500	34300	
SVE-29	9/19/2012	923	-3.94	NA	33.54	OVR	OVR	7.3	8.3	245	74460	34300	40160	
SVE-29	10/17/2012	1032	-4.10	0.00	33.54	OVR	OVR	8.4	6.5	203	122000	61500	60500	
SVE-29	11/20/2012	917	-3.75	0.07	33.59	OVR	OVR	11.3	2.5	215	108000	64600	43400	
SVE-29	12/19/2012	955	-2.64	NA	33.56	OVR	OVR	12.5	1.3	255	132000	71100	60900	
SVE-29	1/16/2013	1008	-2.51	NM	33.59	OVR	OVR	12.8	1.6	230	170000	78500	91500	
SVE-29	2/25/2013	1027	-2.60	NM	33.55	OVR	OVR	13.2	1.8	191	135000	62100	72900	
SVE-29	3/20/2013	1241	-5.13	NM	33.57	OVR	OVR	12.1	3.4	208	160000	77000	83000	
SVE-30	2/20/2012	955	-2.38	NA	NA	OVR	OVR	6.4	1.4	116	1000000	384000	616000	
SVE-30	2/21/2012	1057	-2.72	NA	NA	OVR	OVR	6.0	2.9	129	1000000	455000	545000	
SVE-30	2/22/2012	1046	-1.81	NA	NA	OVR	OVR	6.6	1.4	116	1000000	425000	575000	
SVE-30	2/29/2012	918	-1.03	NA	NA	12.4	OVR	0.1	20.9	634	3630	434	3196	
SVE-30	3/21/2012	849	-1.43	NA	NA	OVR	OVR	4.7	6.3	89.3	1000000	590000	410000	
SVE-30	4/18/2012	1001	-2.23	1.52	37.78	OVR	OVR	6.2	1.7	102	1000000	425000	575000	
SVE-30	5/16/2012	1141	-2.48	2.09	NA	OVR	OVR	6.6	1.6	110	1000000	419000	581000	
SVE-30	6/20/2012	743	-2.58	0.00	0.00	OVR	OVR	7.1	0.5	120	353000	201000	152000	
SVE-30	7/18/2012	649	-2.71	0.05	37.81	OVR	OVR	6.9	1.2	59.2	1000000	300000	700000	
SVE-30	8/15/2012	1221	-2.52	0.00	NA	OVR	OVR	7.5	1.1	120	927000	180000	747000	
SVE-30	9/19/2012	934	-3.92	NA	0.00	OVR	OVR	7.8	1.8	148	628000	211000	417000	
SVE-30	10/17/2012	1042	-4.01	0.00	37.80	OVR	OVR	8.4	1.9	156	619000	174000	445000	
SVE-30	11/20/2012	929	-3.68	0.00	37.90	OVR	OVR	9.4	1.0	184	709000	282000	427000	
SVE-30	12/19/2012	1025	-2.73	NA	37.79	OVR	OVR	9.5	1.0	199	690000	224000	466000	
SVE-30	1/16/2013	1019	-2.53	NM	37.82	OVR	OVR	8.9	2.4	175	1000000	250000	750000	
SVE-30	2/25/2013	1035	-2.58	NM	37.77	OVR	OVR	8.5	3.3	146	810000	175000	635000	
SVE-30	3/20/2013	1253	-5.12	NM	37.80	OVR	OVR	9.9	1.0	135	1000000	275000	725000	

SEE LAST PAGE OF TABLE FOR NOTES

TABLE 9
SVE SYSTEM MONTHLY MONITORING - SVE SAMPLING DATA

Sample ID	Date	Initial Reading Time (24-Hour)	Vacuum/Pressure	Air Flow	Groundwater	Fixed Gases				Soil Vapor Concentrations				Comments
			Initial Reading (Inches of H_2O)	Pitot Tube Pressure (Inches of H_20)	Depth to Water (feet)	CH4 (%)	LEL (%)	CO_2 (%)	O_2 (%)	PID (ppmv)	THC (ppmv)	CH4 (ppmv)	PHC (ppmv)	
SVE-31	2/10/2012	1405	-2.27	NA	NA	OVR	OVR	5.9	1.5	75.2	1000000	1000000	0.0	
SVE-31	2/13/2012	857	-2.58	NA	NA	OVR	OVR	5.8	1.0	92.4	1000000	810000	190000	
SVE-31	2/15/2012	910	-2.32	NA	NA	OVR	OVR	6.3	1.4	100	1000000	612000	388000	
SVE-31	2/22/2012	1114	-1.84	NA	NA	OVR	OVR	6.5	2.7	142	1000000	688000	312000	
SVE-31	2/29/2012	934	-1.33	NA	NA	OVR	OVR	4.5	9.3	187	519000	120000	399000	
SVE-31	3/21/2012	900	-1.43	NA	NA	OVR	OVR	7.8	0.8	160	1000000	1000000	0.0	
SVE-31	4/18/2012	1018	-2.18	0.12	37.72	OVR	OVR	8.3	0.8	215	790000	220000	570000	
SVE-31	5/16/2012	1158	-2.45	0.31	0.00	OVR	OVR	8.8	2.6	265	834000	185000	649000	
SVE-31	6/20/2012	757	-2.58	0.00	37.77	OVR	OVR	7.6	5.5	268	209000	61300	147700	
SVE-31	7/18/2012	704	-2.71	0.02	37.68	OVR	OVR	8.1	5.0	110	275000	125000	150000	
SVE-31	8/15/2012	1207	-2.57	0.00	NA	OVR	OVR	9.2	4.1	206	273000	86000	187000	
SVE-31	9/19/2012	943	-3.92	NA	37.65	OVR	OVR	8.2	4.7	236	322000	116000	206000	
SVE-31	10/17/2012	1053	-4.03	0.00	37.64	OVR	OVR	6.5	9.5	272	221000	82400	138600	
SVE-31	11/20/2012	939	-3.67	0.01	37.35	OVR	OVR	9.3	5.4	333	159000	46000	113000	
SVE-31	12/19/2012	1045	-2.70	NA	37.25	OVR	OVR	11.2	2.7	472	129000	44300	84700	
SVE-31	1/16/2013	1027	-2.58	NM	36.97	OVR	OVR	10.7	1.7	341	490000	50900	439100	
SVE-31	2/25/2013	1043	-2.64	NM	36.89	OVR	OVR	11.1	2.4	462	141000	31800	109200	
SVE-31	3/20/2013	1307	-5.16	NM	36.75	OVR	OVR	10.6	3.6	475	142000	38800	103200	
SVE-32	2/10/2012	1356	-2.29	NA	37.81	OVR	OVR	6.3	1.0	102	1000000	845000	155000	
SVE-32	2/13/2012	905	-2.59	NA	NA	OVR	OVR	6.1	1.5	105	1000000	882000	118000	
SVE-32	2/15/2012	945	-2.51	NA	NA	OVR	OVR	6.2	1.8	103	1000000	855000	145000	
SVE-32	2/22/2012	1134	-1.80	NA	NA	OVR	OVR	6.7	1.4	111	1000000	797000	203000	
SVE-32	2/29/2012	952	-1.37	NA	NA	OVR	OVR	6.9	1.7	99.0	1000000	549000	451000	
SVE-32	3/21/2012	910	-1.44	NA	NA	OVR	OVR	7.3	0.9	104	1000000	1000000	0.0	
SVE-32	4/18/2012	1039	-2.10	0.44	NE	OVR	OVR	7.2	1.2	115	1000000	668000	332000	
SVE-32	5/16/2012	1214	-2.34	0.00	NE	OVR	OVR	8.0	1.6	135	1000000	525000	475000	
SVE-32	6/20/2012	812	-2.63	0.00	37.82	OVR	OVR	9.0	0.8	151	973000	167000	806000	
SVE-32	7/18/2012	723	-2.69	0.01	37.77	OVR	OVR	8.6	1.7	65.6	980000	240000	740000	
SVE-32	8/15/2012	1151	-2.61	0.08	NA	OVR	OVR	9.5	1.5	141	447000	171000	276000	
SVE-32	9/19/2012	953	-3.95	NA	37.80	OVR	OVR	8.8	3.7	163	748000	224000	524000	
SVE-32	10/17/2012	1157	-4.17	0.00	37.74	OVR	OVR	9.1	3.8	159	911000	262000	649000	
SVE-32	11/20/2012	949	-3.69	0.01	37.76	OVR	OVR	8.9	4.6	198	440000	204000	236000	
SVE-32	12/19/2012	1059	-2.53	NA	37.74	OVR	OVR	9.6	4.1	250	495000	118000	377000	
SVE-32	1/16/2013	1037	-2.52	NM	37.84	OVR	OVR	9.4	3.9	217	715000	190000	525000	
SVE-32	2/25/2013	1049	-2.63	NM	37.81	OVR	OVR	10.1	3.3	177	365000	164000	201000	
SVE-32	3/20/2013	1322	-5.17	NM	37.78	OVR	OVR	9.5	4.9	184	790000	215000	575000	
SVE-33	2/10/2012	1351	-2.30	NA	37.73	OVR	OVR	8.6	1.5	204	1000000	118000	882000	
SVE-33	2/13/2012	917	-2.59	NA	NA	OVR	OVR	8.5	1.0	212	1000000	146000	854000	
SVE-33	2/15/2012	1005	-2.44	NA	NA	OVR	OVR	8.5	1.7	210	990000	193000	797000	
SVE-33	2/22/2012	1428	-1.91	NA	NA	OVR	OVR	7.6	1.6	169	1000000	690000	310000	
SVE-33	2/29/2012	1011	-1.33	NA	NA	OVR	OVR	7.4	1.3	142	1000000	283000	717000	
SVE-33	3/21/2012	920	-1.41	NA	NA	OVR	OVR	7.4	1.0	144	1000000	1000000	0.0	
SVE-33	4/18/2012	1101	-2.18	0.15	37.59	OVR	OVR	6.8	0.8	148	1000000	542000	458000	
SVE-33	5/16/2012	1234	-2.43	1.11	0.00	OVR	OVR	7.7	0.9	165	1000000	420000	580000	
SVE-33	6/20/2012	835	-2.62	0.00	37.67	OVR	OVR	8.6	0.2	165	1000000	404000	596000	
SVE-33	7/18/2012	744	-2.74	0.01	37.60	OVR	OVR	8.4	1.2	77.1	1000000	375000	625000	
SVE-33	8/15/2012	1128	-2.72	0.01	NA	OVR	OVR	9.2	1.9	154	374000	144000	230000	
SVE-33	9/19/2012	1007	-4.35	NA	37.61	OVR	OVR	8.6	5.6	191	509000	175000	334000	
SVE-33	10/17/2012	1245	-4.33	0.00	37.59	OVR	OVR	7.8	7.6	218	506000	159000	347000	
SVE-33	11/20/2012	1002	-3.87	0.01	37.65	OVR	OVR	7.3	7.7	229	218000	125000	93000	
SVE-33	12/19/2012	1115	-2.66	NA	37.58	OVR	OVR	7.7	8.1	322	340000	128000	212000	
SVE-33	1/16/2013	1049	-2.55	NM	37.63	OVR	OVR	7.5	7.0	245	395000	135000	260000	
SVE-33	2/25/2013	1055	-2.61	NM	37.57	OVR	OVR	7.9	7.2	232	293000	97000	196000	
SVE-33	3/20/2013	1338	-5.28	NM	37.59	OVR	OVR	7.3	9.0	265	315000	96000	219000	

SEE LAST PAGE OF TABLE FOR NOTES

TABLE 9
SVE SYSTEM MONTHLY MONITORING - SVE SAMPLING DATA

Sample ID	Date	Initial Reading Time (24-Hour)	Vacuum/Pressure	Air Flow	Groundwater	Fixed Gases				Soil Vapor Concentrations				Comments
			Initial Reading (Inches of H_2O)	Pitot Tube Pressure (Inches of H_2O)	Depth to Water (feet)	CH4 (%)	LEL (%)	CO_2 (%)	O_2 (%)	PID (ppmv)	THC (ppmv)	CH4 (ppmv)	PHC (ppmv)	
SVE-34	2/13/2012	1331	-2.17	NA	NA	OVR	OVR	10.2	1.0	320	290000	80000	210000	
SVE-34	2/14/2012	1552	-2.85	NA	NA	OVR	OVR	10.1	1.4	286	290000	63000	227000	
SVE-34	2/15/2012	1032	-2.71	NA	NA	OVR	OVR	9.9	1.3	298	540000	80400	459600	
SVE-34	2/22/2012	1455	-2.17	NA	NA	OVR	OVR	9.5	2.3	269	840000	166000	674000	
SVE-34	2/29/2012	1048	-1.25	NA	NA	OVR	OVR	9.5	2.0	261	333000	120000	213000	
SVE-34	3/21/2012	930	-1.44	NA	NA	OVR	OVR	9.1	1.9	238	379000	100000	279000	
SVE-34	4/18/2012	1119	-2.38	0.99	44.77	OVR	OVR	8.8	1.5	280	275000	98000	177000	
SVE-34	5/16/2012	1248	-2.55	0.00	44.85	OVR	OVR	9.2	2.4	300	268000	110000	158000	
SVE-34	6/20/2012	857	-2.81	0.00	44.81	OVR	OVR	8.9	4.4	226	172000	70000	102000	
SVE-34	7/18/2012	812	-2.94	0.01	44.82	OVR	OVR	7.9	7.0	110	243000	115000	128000	
SVE-34	8/15/2012	1107	-2.98	0.02	NA	OVR	OVR	8.2	7.1	212	123000	73000	50000	
SVE-34	9/19/2012	1024	-4.65	NA	46.32	OVR	OVR	7.2	9.4	276	145000	56600	88400	
SVE-34	10/17/2012	1256	-4.77	0.00	46.29	OVR	OVR	7.5	9.4	282	161000	62800	98200	
SVE-34	11/20/2012	1012	-4.08	0.01	46.65	OVR	OVR	7.3	9.9	313	80400	60200	20200	
SVE-34	12/19/2012	1130	-2.65	NA	47.16	OVR	OVR	7.5	9.8	435	102000	48500	53500	
SVE-34	1/16/2013	1058	-2.61	NM	47.38	OVR	OVR	8.0	8.9	370	108000	42000	66000	
SVE-34	2/25/2013	1104	-2.69	NM	47.90	OVR	OVR	7.9	9.7	447	58900	25400	33500	
SVE-34	3/20/2013	1353	-5.77	NM	47.70	OVR	OVR	6.9	11.0	422	63900	32800	31100	
SVE-35	2/13/2012	1337	-2.27	NA	NA	OVR	OVR	12.3	1.0	355	96800	46000	50800	
SVE-35	2/14/2012	1600	-2.82	NA	NA	OVR	OVR	12.2	1.5	246	136000	69400	66600	
SVE-35	2/15/2012	1054	-2.77	NA	NA	OVR	OVR	12.0	1.4	228	102000	68400	33600	
SVE-35	2/22/2012	1509	-2.27	NA	NA	OVR	OVR	11.4	1.6	241	171000	110000	61000	
SVE-35	2/29/2012	1104	-1.52	NA	NA	OVR	OVR	11.1	1.9	258	175000	62700	112300	
SVE-35	3/21/2012	947	-1.42	NA	NA	OVR	OVR	11.3	0.7	321	69700	53800	15900	
SVE-35	4/18/2012	1137	-2.35	1.37	42.82	OVR	OVR	10.3	3.1	320	52800	28400	24400	
SVE-35	5/16/2012	1319	-2.55	0.01	42.90	85.3	OVR	9.7	4.9	395	29700	15100	14600	
SVE-35	6/20/2012	1015	-2.67	0.01	42.91	59.6	OVR	9.2	6.7	405	16700	9800	6900	
SVE-35	7/18/2012	837	-2.95	0.11	42.94	35.0	OVR	8.3	8.8	401	17000	6500	10500	
SVE-35	8/15/2012	1051	-3.05	0.00	NA	35.9	OVR	8.4	9.5	394	12800	5100	7700	
SVE-35	9/19/2012	1034	-4.76	NA	44.34	27.8	OVR	8.2	10.4	525	9600	4100	5500	
SVE-35	10/17/2012	1308	-4.88	0.00	44.26	17.5	OVR	7.6	11.8	521	9200	1900	7300	
SVE-35	11/20/2012	1024	-4.14	0.01	44.24	10.2	OVR	7.2	11.7	431	5600	2000	3600	
SVE-35	12/19/2012	1140	-2.67	NA	44.20	4.2	84.0	7.4	12.0	440	3300	1300	2000	
SVE-35	1/16/2013	1109	-2.55	NM	44.37	7.2	OVR	7.9	11.4	481	4100	1920	2180	
SVE-35	2/25/2013	1113	-2.55	NM	44.30	9.3	OVR	7.9	10.9	377	5700	1900	3800	
SVE-35	3/20/2013	1408	-5.09	NM	44.12	13.0	OVR	6.9	13.0	385	8200	4100	4100	
SVE-36	2/6/2012	1438	-3.05	NA	22.83	75.8	OVR	13.9	0.5	117	160000	105000	55000	
SVE-36	2/7/2012	1121	-3.12	NA	NA	76.9	OVR	13.7	1.0	111	96800	91470	5330	
SVE-36	2/8/2012	1022	-3.35	NA	23.60	68.7	OVR	12.5	2.2	117	93940	89730	4210	
SVE-36	2/15/2012	1151	-2.77	NA	NA	74.5	OVR	10.5	4.9	100	120000	93480	26520	
SVE-36	2/22/2012	1618	-2.67	NA	NA	84.2	OVR	10.2	5.4	84.4	200000	183000	17000	
SVE-36	2/29/2012	1411	-1.35	NA	NA	80.9	OVR	10.5	5.5	82.1	120000	97000	23000	
SVE-36	3/21/2012	1022	-1.41	NA	NA	16.4	OVR	6.5	10.1	302	22450	13800	8650	
SVE-36	4/18/2012	1246	-2.64	2.08	22.81	8.4	OVR	6.6	10.4	348	9280	5700	3580	
SVE-36	5/16/2012	1420	-2.88	0.03	0.00	3.8	76.0	6.4	11.8	320	1900	1500	400	
SVE-36	6/20/2012	1115	-2.89	0.05	22.89	1.2	25.0	5.7	12.6	225	2300	572	1728	
SVE-36	7/18/2012	954	-3.24	0.01	22.81	0.6	12.0	5.3	13.6	227	910	100	810	
SVE-36	8/16/2012	1020	-3.51	NA	NA	0.5	12.0	4.8	15.4	243	967	90.0	877	
SVE-36	9/19/2012	1118	-5.77	NA	NE	0.3	13.0	3.2	17.1	235	891	82.0	809	
SVE-36	10/17/2012	1354	-6.39	0.00	22.79	0.4	8.0	3.1	17.4	157	1380	131	1249	
SVE-36	11/20/2012	1119	-5.12	0.26	22.78	0.0	1.0	1.7	18.7	103	249	23.9	225	
SVE-36	12/19/2012	1425	-3.20	NA	22.73	0.0	0.0	3.4	17.1	67.9	190	23.4	167	
SVE-36	1/16/2013	1147	-3.12	NM	22.72	0.0	0.0	2.9	17.4	62.7	115	4.8	110	
SVE-36	2/25/2013	1143	-3.55	NM	22.70	0.0	1.0	2.3	18.2	25.2	85.9	29.9	56.0	
SVE-36	3/20/2013	1459	-7.65	NM	22.69	0.2	5.0	1.9	18.7	30.1	580	506	74.0	

Notes:
1) NM = Not Measured; NE = Not Encountered; PID = Photo Ionization Detector; THC = Total Hydrocarbon Concentration; PHC = Petroleum Hydrocarbon Concentration; OVR = Over-range; ppmv = Parts Per Million By Volume.

SEE LAST PAGE OF TABLE FOR NOTES

TABLE 10
SVE SYSTEM MONTHLY MONITORING - VMP SAMPLING DATA

Sample ID	Date	Initial Reading Time (24-Hour)	Vacuum/Pressure		Fixed Gases				Soil Vapor Concentrations				Comments
			Initial Reading (Inches of H_2O)	Stabilized Reading (Inches of H_2O)	CH4 (%)	LEL (%)	CO_2 (%)	O_2 (%)	PID (ppmv)	THC (ppmv)	CH4 (ppmv)	PHC (ppmv)	
VMP-01-5	2/15/2012	1641	0.05	0.08	0.0	0.0	3.7	12.4	25.1	64.5	6.7	57.8	
VMP-01-5	2/16/2012	1433	0.06	0.06	0.0	0.0	2.1	20.0	23.7	72.5	23.5	49.0	
VMP-01-5	2/17/2012	1327	0.06	0.07	0.0	0.0	3.2	5.4	7.0	28.2	18.1	10.1	
VMP-01-5	2/22/2012	804	0.04	0.00	42.1	OVR	11.4	1.0	154	22470	7870	14600	
VMP-01-5	2/29/2012	846	-1.11	- 0.24	12.0	OVR	5.0	16.2	186	5430	214	5216	
VMP-01-5	3/21/2012	1356	0.03	0.08	0.0	0.0	1.2	19.0	4.0	3.9	0.0	3.9	
VMP-01-5	4/18/2012	829	-0.14	-0.03	0.0	0.0	1.9	19.5	2.4	1.5	0.0	1.5	
VMP-01-5	5/16/2012	834	-0.09	-0.07	0.0	0.0	2.1	18.9	1.0	6.1	4.4	1.7	
VMP-01-5	6/20/2012	1353	0.07	0.09	0.0	0.0	2.2	18.6	1.0	9.6	5.6	4.0	
VMP-01-5	7/18/2012	1348	0.04	0.05	0.0	0.0	1.4	18.8	0.8	23.6	11.0	12.6	
VMP-01-5	8/15/2012	1404	0.00	0.03	0.0	0.0	1.4	17.7	0.7	7.0	0.0	7.0	
VMP-01-5	9/19/2012	837	-0.04	-0.08	0.0	0.0	0.6	20.4	0.6	4.6	0.0	4.6	
VMP-01-5	10/17/2012	810	-0.09	-0.05	0.0	0.0	1.7	19.5	1.3	48.2	31.8	16.4	
VMP-01-5	11/20/2012	1432	-0.03	-0.02	0.0	0.0	0.5	20.3	0.4	5.4	2.7	2.7	
VMP-01-5	12/19/2012	830	-0.54	-0.06	0.0	0.0	0.5	20.5	0.5	3.8	0.0	3.8	
VMP-01-5	1/16/2013	1345	0.02	- 0.04	OVR	OVR	3.6	12.6	92.5	120000	64200	55800	Resampled and confirmed.
VMP-01-5	2/26/2013	900	0.06	- 0.09	65.0	OVR	4.1	13.0	75.7	49200	33000	16200	
VMP-01-5	3/21/2013	1256	-0.01	0.04	0.0	0.0	0.2	18.6	0.9	1.9	0.0	1.9	VMP reinstalled on 3/6/13.
VMP-01-8.5	2/15/2012	1642	-0.04	0.10	0.0	0.0	9.5	3.3	26.5	183	126	57.4	
VMP-01-8.5	2/16/2012	1434	4.70	0.08	0.0	0.0	0.2	20.9	15.1	53.8	32.9	20.9	
VMP-01-8.5	2/17/2012	1327	0.11	0.09	0.0	0.0	9.4	1.7	8.6	53.8	35.2	18.6	
VMP-01-8.5	2/22/2012	807	0.04	0.00	35.6	OVR	11.4	1.6	152	19860	6520	13340	
VMP-01-8.5	2/29/2012	847	-1.03	- 0.26	14.6	OVR	6.9	15.0	189	4460	139	4321	
VMP-01-8.5	3/21/2012	1357	0.04	0.10	0.0	0.0	4.3	9.6	4.5	0.0	0.0	0.0	
VMP-01-8.5	4/18/2012	830	-0.08	-0.03	0.0	0.0	2.5	19.2	3.4	2.1	0.0	2.1	
VMP-01-8.5	5/16/2012	839	-0.10	-0.12	0.0	0.0	2.2	19.0	1.1	3.9	0.0	3.9	
VMP-01-8.5	6/20/2012	1354	0.06	0.04	0.0	0.0	5.9	10.9	2.0	1.8	0.0	1.8	
VMP-01-8.5	7/18/2012	1352	0.04	0.07	0.0	0.0	4.2	14.2	2.3	42.1	30.7	11.4	
VMP-01-8.5	8/15/2012	1419	0.01	-0.04	0.0	0.0	5.0	13.9	1.3	4.9	0.0	4.9	
VMP-01-8.5	9/19/2012	838	-0.68	-0.76	0.0	0.0	0.8	20.0	0.9	3.0	0.0	3.0	
VMP-01-8.5	10/17/2012	811	-0.10	0.28	0.0	0.0	3.1	17.1	0.7	3.4	0.0	3.4	
VMP-01-8.5	11/20/2012	1434	-0.02	-0.01	0.0	0.0	1.1	19.4	0.6	3.5	0.0	3.5	
VMP-01-8.5	12/19/2012	835	-0.04	-0.60	0.0	0.0	0.7	20.1	0.8	3.3	0.0	3.3	
VMP-01-8.5	1/16/2013	1350	0.06	- 0.05	1.5	31.0	1.7	19.1	59.1	4200	1800	2400	Resampled and confirmed.
VMP-01-8.5	2/25/2013	900	0.06	- 0.14	0.4	9.0	4.0	14.9	27.3	1100	579	521	
VMP-01-8.5	3/21/2013	1300	-0.02	0.07	0.0	0.0	2.1	18.6	0.5	1.2	0.0	1.2	VMP reinstalled on 3/6/13.

SEE LAST PAGE OF TABLE FOR NOTES

TABLE 10
SVE SYSTEM MONTHLY MONITORING - VMP SAMPLING DATA

Sample ID	Date	Initial Reading Time (24-Hour)	Vacuum/Pressure		Fixed Gases				Soil Vapor Concentrations				Comments
			Initial Reading (Inches of H_2O)	Stabilized Reading (Inches of H_2O)	CH4 (%)	LEL (%)	CO_2 (%)	O_2 (%)	PID (ppmv)	THC (ppmv)	CH4 (ppmv)	PHC (ppmv)	
VMP-01-23.5	2/15/2012	1643	0.06	0.01	OVR	OVR	9.9	1.7	68.9	132000	127000	5000	
VMP-01-23.5	2/16/2012	1435	0.09	0.14	6.1	OVR	11.6	1.7	45.4	19990	13800	6190	
VMP-01-23.5	2/17/2012	1327	-0.02	0.09	OVR	OVR	10.1	1.2	76.2	161000	88990	72010	
VMP-01-23.5	2/22/2012	808	0.04	- 0.13	OVR	OVR	8.3	1.2	53.5	560000	250000	310000	
VMP-01-23.5	2/29/2012	848	-1.04	- 0.24	OVR	OVR	10.1	1.4	63.7	133000	85100	47900	
VMP-01-23.5	3/21/2012	1358	0.06	0.16	OVR	OVR	9.4	1.5	67.5	64900	46200	18700	
VMP-01-23.5	4/18/2012	831	-0.12	-0.05	OVR	OVR	10.0	1.0	64.6	128000	69100	58900	
VMP-01-23.5	5/16/2012	843	-0.21	-0.24	11.4	OVR	11.6	1.8	41.6	13800	7700	6100	
VMP-01-23.5	6/20/2012	1355	0.05	0.11	16.5	OVR	10.9	1.4	58.3	57600	38600	19000	
VMP-01-23.5	7/18/2012	1349	0.30	0.07	OVR	OVR	6.7	8.3	52.6	38500	23300	15200	
VMP-01-23.5	8/15/2012	1414	0.00	0.00	OVR	OVR	7.0	8.4	128	44900	28900	16000	
VMP-01-23.5	9/19/2012	839	-0.09	-0.09	0.0	1.0	3.1	16.9	4.2	14.3	4.9	9.4	Sample integrity compromised during screening.
VMP-01-23.5	10/17/2012	812	-0.05	-0.26	OVR	OVR	5.3	9.5	70.2	208000	124000	84000	
VMP-01-23.5	11/20/2012	1436	-0.06	-0.04	OVR	OVR	3.2	14.8	125	40300	28500	11800	
VMP-01-23.5	12/19/2012	840	-0.05	-0.06	0.0	1.0	2.5	17.3	1.2	14.5	4.9	9.6	
VMP-01-23.5	1/16/2013	1355	0.05	-0.04	OVR	OVR	4.8	9.0	86.3	220000	105000	115000	Resampled and confirmed.
VMP-01-23.5	2/26/2013	905	0.07	-0.32	OVR	OVR	5.3	7.3	54.0	285000	136000	149000	
VMP-01-23.5	3/21/2013	1304	-0.36	-0.04	OVR	OVR	10.1	1.8	81.4	85700	36700	49000	VMP reinstalled on 3/6/13.
VMP-01-38.5	2/15/2012	1644	0.06	NM	NM	NM	NM	NM	NM	NM	NM	NM	Screen submerged.
VMP-01-38.5	2/16/2012	1436	0.18	0.03	0.0	0.0	1.2	20.6	20.5	73.9	22.2	51.7	
VMP-01-38.5	2/17/2012	1327	-0.05	0.04	0.0	0.0	1.4	13.7	7.1	10.5	10.5	0	
VMP-01-38.5	2/22/2012	808	0.02	- 0.02	10.5	OVR	4.8	12.6	121	8980	2980	6000	
VMP-01-38.5	2/29/2012	849	-1.02	- 0.33	5.5	OVR	3.4	17.8	150	4625	74.3	4551	
VMP-01-38.5	3/21/2012	1359	-0.03	0.06	0.2	4.0	0.6	20.3	37.2	165	30.8	134	
VMP-01-38.5	4/18/2012	832	-0.44	0.00	0.0	0.0	1.9	19.5	3.2	2.6	0.0	2.6	
VMP-01-38.5	5/16/2012	849	-1.94	-0.23	0.0	0.0	1.4	19.6	1.9	25.8	20.5	5.3	
VMP-01-38.5	6/20/2012	1356	0.03	0.04	0.0	0.0	0.3	20.7	0.5	10.1	4.0	6.1	
VMP-01-38.5	7/18/2012	1353	0.00	0.06	0.1	3.0	1.2	18.4	7.5	436	185	251	
VMP-01-38.5	8/15/2012	1409	-1.19	-0.07	0.0	0.0	1.3	18.6	2.8	89.2	44.2	45.0	
VMP-01-38.5	9/19/2012	840	-0.07	-0.07	0.0	0.0	0.3	20.6	0.9	4.3	0.0	4.3	
VMP-01-38.5	10/17/2012	815	0.00	-0.05	68.1	OVR	0.9	19.9	72.3	35400	24400	11000	
VMP-01-38.5	11/20/2012	1438	-0.04	-0.03	0.2	4.0	0.3	20.3	17.0	375	133	242	
VMP-01-38.5	12/19/2012	845	-0.07	-0.05	0.0	0.0	0.3	20.7	2.2	16.3	0.0	16.3	
VMP-01-38.5	1/16/2013	1400	0.05	-0.04	OVR	OVR	3.1	11.5	87.8	215000	104000	111000	Resampled and confirmed.
VMP-01-38.5	2/25/2013	907	-0.10	-0.02	OVR	OVR	3.3	11.7	65.0	140000	77900	62100	
VMP-01-38.5	3/21/2013	1308	-1.11	-0.50	OVR	OVR	4.0	0.9	25.7	1000000	1000000	0.0	VMP reinstalled on 3/6/13.

SEE LAST PAGE OF TABLE FOR NOTES

TABLE 10
SVE SYSTEM MONTHLY MONITORING - VMP SAMPLING DATA

Sample ID	Date	Initial Reading Time (24-Hour)	Vacuum/Pressure		Fixed Gases				Soil Vapor Concentrations				Comments
			Initial Reading (Inches of H_2O)	Stabilized Reading (Inches of H_2O)	CH4 (%)	LEL (%)	CO_2 (%)	O_2 (%)	PID (ppmv)	THC (ppmv)	CH4 (ppmv)	PHC (ppmv)	
VMP-02-5	2/15/2012	1705	-0.11	0.18	0.0	0.0	1.6	19.2	12.0	39.3	2.0	37.3	
VMP-02-5	2/16/2012	1524	0.18	0.17	0.0	0.0	0.5	20.9	4.0	13.3	6.3	6.9	
VMP-02-5	2/17/2012	1356	0.07	0.08	0.0	0.0	4.6	11.4	3.0	15.4	15.3	0.1	
VMP-02-5	2/22/2012	825	-0.01	- 0.01	0.0	0.0	7.6	11.2	10.5	94.0	58.0	36.0	
VMP-02-5	2/29/2012	906	-0.07	- 0.05	0.0	0.0	1.0	20.7	1.0	37.1	3.5	33.6	
VMP-02-5	3/21/2012	1416	0.05	0.06	0.0	0.0	1.1	19.2	0.6	0.0	0.0	0.0	
VMP-02-5	4/18/2012	914	-0.16	-0.09	0.0	0.0	0.1	20.8	0.3	3.0	0.0	3.0	
VMP-02-5	5/16/2012	901	-0.30	-0.30	0.0	0.0	0.1	20.8	0.2	1.7	0.0	1.7	
VMP-02-5	6/20/2012	1419	0.03	0.02	0.0	0.0	0.7	20.0	1.6	5.8	3.1	2.8	
VMP-02-5	7/18/2012	1425	0.04	-0.02	0.0	0.0	1.1	19.1	0.6	2.5	0.0	2.5	
VMP-02-5	8/15/2012	1323	-0.13	0.00	0.0	0.0	3.0	18.1	0.6	3.1	0.0	3.1	
VMP-02-5	9/19/2012	920	-0.25	-0.21	0.0	0.0	0.5	20.6	0.8	2.7	0.0	2.7	
VMP-02-5	10/17/2012	1214	-0.08	-0.07	0.0	0.0	0.2	20.7	0.3	1.7	0.0	1.7	
VMP-02-5	11/20/2012	1458	-0.19	-0.22	0.0	0.0	0.4	20.4	0.1	1.6	0.0	1.6	
VMP-02-5	12/19/2012	900	-0.26	-0.32	0.0	0.0	0.6	20.3	0.2	0.9	0.0	0.9	
VMP-02-5	1/16/2013	1410	-0.04	-0.15	0.0	0.0	0.9	19.7	0.2	1.5	0.0	1.5	
VMP-02-5	2/26/2013	920	-0.07	-0.06	0.2	5.0	2.6	15.4	4.9	1210	1110	100	
VMP-02-5	2/26/2013	1330	-0.08	NM	2.4	47.0	2.2	13.5	25.5	5500	1900	3600	Resampled tedlar and vacuum to confirm readings.
VMP-02-5	3/21/2013	1314	-0.11	-0.04	0.0	0.0	0.2	20.8	0.5	1.2	0.0	1.2	
VMP-02-8.5	2/15/2012	1706	-0.12	0.22	0.0	0.0	6.4	11.7	16.5	28.3	1.0	27.3	
VMP-02-8.5	2/16/2012	1525	0.36	0.18	0.0	0.0	2.3	18.8	4.3	13.6	3.8	9.8	
VMP-02-8.5	2/17/2012	1356	0.08	0.09	0.0	0.0	8.0	9.8	4.7	25.9	16.2	9.7	
VMP-02-8.5	2/22/2012	825	-0.05	- 0.02	0.0	0.0	0.2	20.8	1.6	10.8	5.5	5.3	
VMP-02-8.5	2/29/2012	906	-0.16	0.06	0.0	0.0	2.7	17.9	11.0	38.2	4.2	34.0	
VMP-02-8.5	3/21/2012	1417	-0.04	0.05	0.0	0.0	6.0	14.0	0.7	0.0	0.0	0.0	
VMP-02-8.5	4/18/2012	915	-0.16	-0.10	0.0	0.0	1.5	19.3	0.4	2.5	0.0	2.5	
VMP-02-8.5	5/16/2012	905	-0.32	-0.31	0.0	0.0	0.9	20.1	0.3	0.8	0.0	0.8	
VMP-02-8.5	6/20/2012	1321	0.02	0.03	0.0	0.0	4.2	16.4	0.9	2.2	0.0	2.2	
VMP-02-8.5	7/18/2012	1430	0.03	-0.02	0.0	0.0	4.7	15.5	0.8	2.3	0.0	2.3	
VMP-02-8.5	8/15/2012	1329	-0.02	0.00	0.0	0.0	5.3	16.0	0.4	1.5	0.0	1.5	
VMP-02-8.5	9/19/2012	921	-0.28	-0.25	0.0	0.0	0.7	20.3	0.5	4.0	0.0	4.0	
VMP-02-8.5	10/17/2012	1216	-0.10	-0.09	0.0	0.0	0.5	20.4	0.6	1.4	0.0	1.4	
VMP-02-8.5	11/20/2012	1500	-0.21	-0.23	0.0	0.0	1.0	19.9	0.2	0.3	0.0	0.3	
VMP-02-8.5	12/19/2012	905	-0.27	-0.34	0.0	0.0	1.6	19.5	0.2	0.3	0.0	0.3	
VMP-02-8.5	1/16/2013	1415	-0.02	-0.16	0.0	0.0	2.5	19.0	0.1	1.7	0.0	1.7	
VMP-02-8.5	2/26/2013	920	-0.07	-0.05	0.0	1.0	2.8	16.6	2.1	350	302	48.0	
VMP-02-8.5	2/26/2013	1330	-0.08	NM	0.1	2.0	2.6	16.6	5.9	670	555	115	Resampled tedlar and vacuum to confirm readings.
VMP-02-8.5	3/21/2013	1318	-0.12	-0.04	0.0	0.0	1.0	20.3	0.2	0.3	0.0	0.3	

SEE LAST PAGE OF TABLE FOR NOTES

TABLE 10
SVE SYSTEM MONTHLY MONITORING - VMP SAMPLING DATA

Sample ID	Date	Initial Reading Time (24-Hour)	Vacuum/Pressure		Fixed Gases				Soil Vapor Concentrations				Comments
			Initial Reading (Inches of H_2O)	Stabilized Reading (Inches of H_2O)	CH4 (%)	LEL (%)	CO_2 (%)	O_2 (%)	PID (ppmv)	THC (ppmv)	CH4 (ppmv)	PHC (ppmv)	
VMP-02-22	2/15/2012	1707	-0.14	0.32	2.5	51.0	11.8	1.9	28.3	22000	20500	1500	
VMP-02-22	2/16/2012	1526	0.28	0.26	0.0	0.0	8.9	8.1	7.3	1000	1000	0.0	
VMP-02-22	2/17/2012	1357	0.12	0.13	0.7	15.0	10.3	4.9	20.6	6180	5600	580	
VMP-02-22	2/22/2012	826	0.00	- 0.03	1.0	20.0	11.2	3.3	29.3	11550	7490	4060	
VMP-02-22	2/29/2012	907	-0.09	0.12	0.2	4.0	9.7	6.8	18.5	1360	1360	0.0	
VMP-02-22	3/21/2012	1418	0.09	0.08	0.0	0.0	8.5	8.5	8.0	170	162	8.0	
VMP-02-22	4/18/2012	916	-0.22	-0.13	0.0	0.0	6.3	13.5	0.5	3.0	0.0	3.0	
VMP-02-22	5/16/2012	909	-0.42	-0.41	0.0	0.0	5.8	15.1	0.3	0.4	0.0	0.4	
VMP-02-22	6/20/2012	1421	0.05	0.03	0.0	0.0	5.4	14.6	1.6	4.7	0.0	4.7	
VMP-02-22	7/18/2012	1425	0.03	-0.03	0.0	0.0	5.1	14.5	0.7	2.5	0.0	2.5	
VMP-02-22	8/15/2012	1330	-0.04	0.00	0.0	0.0	4.1	17.1	0.4	2.5	0.0	2.5	
VMP-02-22	9/19/2012	922	-0.47	-0.40	0.0	0.0	4.0	17.6	0.6	1.8	0.0	1.8	
VMP-02-22	10/17/2012	1217	-0.23	-0.16	0.0	0.0	3.2	17.5	0.6	1.2	0.0	1.2	
VMP-02-22	11/20/2012	1502	-0.29	-0.32	0.0	0.0	3.5	17.4	0.3	1.0	0.0	1.0	
VMP-02-22	12/19/2012	910	-0.34	-0.44	0.0	0.0	3.2	17.9	0.3	0.5	0.0	0.5	
VMP-02-22	1/16/2013	1420	-0.03	-0.22	0.0	0.0	3.7	16.3	0.3	19.3	14.8	4.5	
VMP-02-22	2/26/2013	925	0.10	-0.08	0.0	0.0	4.0	14.6	3.6	195	150	45.0	
VMP-02-22	2/26/2013	1330	0.12	NM	0.1	3.0	4.2	14.2	4.2	960	787	173	Resampled tedlar and vacuum to confirm readings.
VMP-02-22	3/21/2013	1322	-0.15	-0.05	0.0	0.0	1.7	19.7	0.4	0.8	0.0	0.8	
VMP-02-42	2/15/2012	1708	0.37	NM	NM	NM	NM	NM	NM	NM	NM	NM	Screen submerged.
VMP-02-42	2/16/2012	1527	5.84	NM	NM	NM	NM	NM	NM	NM	NM	NM	Screen submerged.
VMP-02-42	2/17/2012	1357	0.09	NM	NM	NM	NM	NM	NM	NM	NM	NM	Screen submerged.
VMP-02-42	2/22/2012	826	-0.05	NM	NM	NM	NM	NM	NM	NM	NM	NM	Screen submerged.
VMP-02-42	2/29/2012	909	0.95	NM	NM	NM	NM	NM	NM	NM	NM	NM	Screen submerged.
VMP-02-42	3/21/2012	NA	NM	NM	NM	NM	NM	NM	NM	NM	NM	NM	Screen submerged.
VMP-02-42	4/18/2012	917	-3.02	NM	NM	NM	NM	NM	NM	NM	NM	NM	Screen submerged.
VMP-02-42	5/16/2012	914	-0.24	NM	NM	NM	NM	NM	NM	NM	NM	NM	Screen submerged.
VMP-02-42	6/20/2012	1422	11.50	NM	NM	NM	NM	NM	NM	NM	NM	NM	Screen submerged.
VMP-02-42	7/18/2012	1430	-0.52	-0.07	NM	NM	NM	NM	NM	NM	NM	NM	Screen submerged.
VMP-02-42	8/15/2012	1331	0.00	0.00	NM	NM	NM	NM	NM	NM	NM	NM	Screen submerged.
VMP-02-42	9/19/2012	923	12.19	-0.40	OVR	OVR	4.3	1.6	30.9	1000000	944000	56000	
VMP-02-42	10/17/2012	1214	2.57	0.16	NM	NM	NM	NM	NM	NM	NM	NM	Screen submerged.
VMP-02-42	11/20/2012	1457	-0.27	NM	NM	NM	NM	NM	NM	NM	NM	NM	Screen submerged.
VMP-02-42	12/19/2012	915	-1.71	-0.54	OVR	OVR	4.2	3.6	52.7	1000000	575000	425000	
VMP-02-42	1/16/2013	1425	0.30	-0.02	OVR	OVR	5.2	0.9	40.3	1000000	1000000	0.0	
VMP-02-42	2/26/2013	925	0.41	0.26	OVR	OVR	5.6	2.0	30.3	548000	320000	228000	
VMP-02-42	3/21/2013	1326	0.11	0.30	OVR	OVR	6.4	0.9	28.8	1000000	680000	320000	

SEE LAST PAGE OF TABLE FOR NOTES

TABLE 10
SVE SYSTEM MONTHLY MONITORING - VMP SAMPLING DATA

Sample ID	Date	Initial Reading Time (24-Hour)	Vacuum/Pressure		Fixed Gases				Soil Vapor Concentrations				Comments
			Initial Reading (Inches of H_2O)	Stabilized Reading (Inches of H_2O)	CH4 (%)	LEL (%)	CO_2 (%)	O_2 (%)	PID (ppmv)	THC (ppmv)	CH4 (ppmv)	PHC (ppmv)	
VMP-03-5	2/15/2012	1555	-0.28	-0.27	0.0	0.0	1.1	19.9	0.3	2.5	0.0	2.5	
VMP-03-5	2/16/2012	1617	-0.39	-0.36	0.0	0.0	1.1	20.6	0.3	5.5	5.5	0	
VMP-03-5	2/17/2012	936	-0.35	-0.30	0.0	0.0	1.2	20.3	0.3	1.2	0.0	1.2	
VMP-03-5	2/20/2012	949	-0.35	-0.35	0.0	0.0	1.0	20.3	0.3	2.0	0.0	2.0	
VMP-03-5	2/21/2012	853	-0.50	-0.45	0.0	0.0	0.9	20.5	0.3	2.1	0.0	2.1	
VMP-03-5	2/22/2012	924	-0.79	- 0.20	0.0	0.0	1.0	20.7	0.1	0.0	0.0	0.0	
VMP-03-5	2/29/2012	920	-0.17	- 0.23	0.0	0.0	0.9	20.1	0.2	0.0	0.0	0.0	
VMP-03-5	3/21/2012	1513	-0.03	- 0.26	0.0	0.0	1.1	18.7	0.4	0.0	0.0	0.0	
VMP-03-5	4/18/2012	1404	-0.14	-0.11	0.0	0.0	1.1	18.6	1.5	5.7	0.0	5.7	
VMP-03-5	5/16/2012	954	-0.19	-0.19	0.0	0.0	1.1	20.0	0.2	0.9	0.0	0.9	
VMP-03-5	6/20/2012	1511	-0.13	-0.12	0.0	0.0	3.3	18.0	1.1	6.1	0.1	6.0	
VMP-03-5	7/18/2012	1448	-0.03	-0.02	0.0	0.0	0.2	20.5	0.6	7.3	5.2	2.1	
VMP-03-5	8/15/2012	1416	0.00	0.00	0.0	0.0	0.2	20.7	0.6	4.7	0.0	4.7	
VMP-03-5	9/19/2012	1023	-0.28	-0.25	0.0	0.0	0.9	20.2	0.7	5.5	0.0	5.5	
VMP-03-5	10/17/2012	1235	-0.31	-0.10	0.0	0.0	0.3	20.4	0.7	1.9	0.0	1.9	
VMP-03-5	11/20/2012	1405	-0.14	-0.15	0.0	0.0	0.2	20.7	0.2	2.4	0.0	2.4	
VMP-03-5	12/19/2012	1100	-0.14	-0.10	0.0	0.0	0.1	20.7	0.1	1.1	0.0	1.1	
VMP-03-5	1/16/2013	1455	-0.09	-0.11	0.0	0.0	0.1	20.8	0.1	2.8	0.0	2.8	
VMP-03-5	2/26/2013	950	-0.30	-0.22	0.0	0.0	0.2	20.6	0.1	1.9	0.0	1.9	
VMP-03-5	3/21/2013	1035	0.00	-0.83	0.0	0.0	0.0	20.9	0.1	1.5	0.0	1.5	
VMP-03-10	2/15/2012	1553	-0.30	-0.25	0.0	0.0	1.8	17.7	0.3	6.3	0.8	5.5	
VMP-03-10	2/16/2012	1618	-0.45	-0.41	0.0	0.0	1.4	19.4	1.9	9.2	5.7	3.5	
VMP-03-10	2/17/2012	937	-0.52	-0.34	0.0	0.0	1.3	19.6	1.0	4.3	0.0	4.3	
VMP-03-10	2/20/2012	950	-0.48	-0.42	0.0	0.0	1.0	19.9	0.8	3.2	0.0	3.2	
VMP-03-10	2/21/2012	855	-0.62	-0.59	0.0	0.0	0.8	20.2	0.7	2.5	0.0	2.5	
VMP-03-10	2/22/2012	924	-0.24	- 0.26	0.0	0.0	0.8	20.4	0.4	2.5	0.0	2.5	
VMP-03-10	2/29/2012	921	0.00	-0.32	0.0	0.0	1.0	19.2	0.1	4.9	0.0	4.9	
VMP-03-10	3/21/2012	1516	-0.05	- 0.19	0.0	0.0	0.9	18.3	0.8	0.0	0.0	0.0	
VMP-03-10	4/18/2012	1405	-0.15	-0.12	0.0	0.0	1.6	18.4	0.9	4.9	0.0	4.9	
VMP-03-10	5/16/2012	1006	-0.24	-0.28	0.0	0.0	2.0	18.7	0.3	0.5	0.0	0.5	
VMP-03-10	6/20/2012	1512	-0.30	-0.30	0.0	0.0	0.3	20.8	1.5	10.6	4.3	6.4	
VMP-03-10	7/18/2012	1452	-0.10	-0.08	0.0	0.0	1.8	19.0	1.0	4.3	0.0	4.3	
VMP-03-10	8/15/2012	1417	0.00	-0.10	0.0	0.0	1.4	19.6	0.5	2.8	0.0	2.8	
VMP-03-10	9/19/2012	1024	-0.33	-0.22	0.0	0.0	0.7	20.3	1.0	4.2	0.0	4.2	
VMP-03-10	10/17/2012	1236	-0.18	-0.19	0.0	0.0	0.5	20.0	0.7	1.3	0.0	1.3	
VMP-03-10	11/20/2012	1417	-0.20	-0.21	0.0	0.0	0.5	20.4	0.2	2.0	0.0	2.0	
VMP-03-10	12/19/2012	1115	-0.17	-0.11	0.0	0.0	0.5	20.4	0.2	0.5	0.0	0.5	
VMP-03-10	1/16/2013	1510	-0.15	-0.17	0.0	0.0	0.5	20.4	0.1	1.8	0.0	1.8	
VMP-03-10	2/26/2013	955	-0.31	-0.37	0.0	0.0	0.7	20.2	0.2	0.4	0.0	0.4	
VMP-03-10	3/21/2013	1039	-0.63	-0.56	0.0	0.0	0.3	20.7	0.4	1.2	0.0	1.2	

SEE LAST PAGE OF TABLE FOR NOTES

TABLE 10
SVE SYSTEM MONTHLY MONITORING - VMP SAMPLING DATA

Sample ID	Date	Initial Reading Time (24-Hour)	Vacuum/Pressure		Fixed Gases				Soil Vapor Concentrations				Comments
			Initial Reading (Inches of H_2O)	Stabilized Reading (Inches of H_2O)	CH4 (%)	LEL (%)	CO_2 (%)	O_2 (%)	PID (ppmv)	THC (ppmv)	CH4 (ppmv)	PHC (ppmv)	
VMP-03-22	2/15/2012	1558	-0.33	-0.30	0.0	0.0	6.3	14.3	0.8	5.5	0.6	5.0	
VMP-03-22	2/16/2012	1619	-1.14	-0.77	0.0	0.0	7.1	13.4	2.1	6.3	3.0	3.4	
VMP-03-22	2/17/2012	938	-0.43	-0.55	0.0	0.0	7.7	13.7	0.9	2.8	0.0	2.8	
VMP-03-22	2/20/2012	951	-1.22	-0.95	0.0	0.0	5.6	17.1	0.8	3.9	0.0	3.9	
VMP-03-22	2/21/2012	854	-2.27	-1.57	0.0	0.0	4.8	17.0	0.5	5.0	0.0	5.0	
VMP-03-22	2/22/2012	923	-0.22	- 0.07	0.0	0.0	5.8	16.4	0.4	2.7	0.0	2.7	
VMP-03-22	2/29/2012	922	-0.27	- 0.04	0.0	1.0	4.7	16.2	1.4	478	440	38.0	
VMP-03-22	3/21/2012	1516	-0.29	-0.20	0.0	0.0	1.6	19.7	0.4	0.0	0.0	0.0	
VMP-03-22	4/18/2012	1406	-0.15	0.00	0.0	0.0	0.0	20.9	0.2	5.1	0.0	5.1	
VMP-03-22	5/16/2012	1010	-0.35	-0.35	0.0	0.0	0.9	20.2	0.5	1.0	0.0	1.0	
VMP-03-22	6/20/2012	1513	-0.14	-0.04	0.0	0.0	0.9	20.3	1.0	5.2	2.1	3.1	
VMP-03-22	7/18/2012	1449	-0.14	-0.12	0.0	0.0	0.8	20.1	0.8	3.7	0.0	3.7	
VMP-03-22	8/15/2012	1418	-0.15	-0.14	0.0	0.0	1.3	19.7	0.8	5.6	0.0	5.6	
VMP-03-22	9/19/2012	1025	-0.44	-0.40	0.0	0.0	3.6	16.8	1.2	5.0	0.0	5.0	
VMP-03-22	10/17/2012	1236	-0.28	-0.28	0.0	0.0	3.1	17.6	0.8	1.8	0.0	1.8	
VMP-03-22	11/20/2012	1421	-0.27	-0.29	0.0	0.0	2.8	18.2	0.2	2.1	0.0	2.1	
VMP-03-22	12/19/2012	1120	-0.22	-0.12	0.0	0.0	2.8	18.3	0.2	0.3	0.0	0.3	
VMP-03-22	1/16/2013	1515	-0.19	-0.22	0.0	0.0	3.5	16.6	0.1	6.8	4.3	2.5	
VMP-03-22	2/26/2013	1005	-0.32	-0.38	0.0	0.0	6.9	12.5	0.5	16.9	16.0	0.9	
VMP-03-22	3/21/2013	1043	-0.72	-0.68	0.0	0.0	1.4	20.0	0.4	0.4	0.0	0.4	
VMP-03-31.5	2/15/2012	1559	-0.40	-0.34	OVR	OVR	6.4	1.7	91.0	1000000	860000	140000	
VMP-03-31.5	2/16/2012	1620	-0.57	-0.41	OVR	OVR	6.4	4.2	107	889000	231000	658000	
VMP-03-31.5	2/17/2012	939	-1.29	-0.35	OVR	OVR	6.5	2.1	103	970000	517000	453000	
VMP-03-31.5	2/20/2012	952	-0.50	-0.34	OVR	OVR	5.9	4.6	105	948000	279000	669000	
VMP-03-31.5	2/21/2012	856	-0.48	-0.48	OVR	OVR	2.4	14.6	155	432000	88520	343480	
VMP-03-31.5	2/22/2012	924	-0.20	- 0.25	OVR	OVR	4.4	7.3	109	930000	302000	628000	
VMP-03-31.5	2/29/2012	923	-0.62	- 0.80	OVR	OVR	5.5	4.8	107	835000	213000	622000	
VMP-03-31.5	3/21/2012	1515	-0.05	-0.15	OVR	OVR	7.2	1.7	99.0	1000000	256000	744000	
VMP-03-31.5	4/18/2012	1407	-0.20	-0.08	OVR	OVR	6.2	1.4	115	1000000	238000	762000	
VMP-03-31.5	5/16/2012	1001	-1.19	-1.16	OVR	OVR	4.2	9.7	175	133000	65900	67100	
VMP-03-31.5	6/20/2012	1514	-0.27	-0.26	OVR	OVR	4.6	5.4	175	100000	40000	60000	
VMP-03-31.5	7/18/2012	1450	-0.41	-0.37	OVR	OVR	5.9	5.5	110	129000	40000	89000	
VMP-03-31.5	8/15/2012	1419	-0.48	-0.39	OVR	OVR	9.0	1.5	197	45600	26800	18800	
VMP-03-31.5	9/19/2012	1026	-1.45	-1.27	OVR	OVR	8.7	3.4	243	38300	17100	21200	
VMP-03-31.5	10/17/2012	1237	-0.94	-0.85	39.1	OVR	6.5	8.2	249	15200	10400	4800	
VMP-03-31.5	11/20/2012	1409	-0.82	-0.86	2.2	45.0	4.7	11.8	165	2800	1400	1400	
VMP-03-31.5	12/19/2012	1105	-0.90	-0.46	0.2	5.0	3.5	15.3	55.6	370	47.7	322	
VMP-03-31.5	1/16/2013	1500	-0.35	-0.56	60.0	OVR	9.6	1.8	295	32000	17900	14100	
VMP-03-31.5	2/26/2013	1000	-0.46	-0.59	OVR	OVR	10.1	0.9	190	58700	25300	33400	
VMP-03-31.5	3/21/2013	1047	-1.24	-1.50	44.0	OVR	9.5	2.7	212	23700	16000	7700	

SEE LAST PAGE OF TABLE FOR NOTES

TABLE 10
SVE SYSTEM MONTHLY MONITORING - VMP SAMPLING DATA

Sample ID	Date	Initial Reading Time (24-Hour)	Vacuum/Pressure		Fixed Gases				Soil Vapor Concentrations				Comments
			Initial Reading (Inches of H_2O)	Stabilized Reading (Inches of H_2O)	CH4 (%)	LEL (%)	CO_2 (%)	O_2 (%)	PID (ppmv)	THC (ppmv)	CH4 (ppmv)	PHC (ppmv)	
VMP-03-39	2/15/2012	1557	-1.28	NM	NM	NM	NM	NM	NM	NM	NM	NM	Screen submerged.
VMP-03-39	2/16/2012	1621	-12.41	NM	NM	NM	NM	NM	NM	NM	NM	NM	Screen submerged.
VMP-03-39	2/17/2012	940	-96.22	NM	NM	NM	NM	NM	NM	NM	NM	NM	Screen submerged.
VMP-03-39	2/20/2012	952	NM	NM	NM	NM	NM	NM	NM	NM	NM	NM	Screen submerged.
VMP-03-39	2/21/2012	857	-60.70	NM	NM	NM	NM	NM	NM	NM	NM	NM	Screen submerged.
VMP-03-39	2/22/2012	925	-0.14	NM	NM	NM	NM	NM	NM	NM	NM	NM	Screen submerged.
VMP-03-39	2/29/2012	924	3.27	NM	NM	NM	NM	NM	NM	NM	NM	NM	Screen submerged.
VMP-03-39	3/21/2012	NA	NM	NM	NM	NM	NM	NM	NM	NM	NM	NM	Screen submerged.
VMP-03-39	4/18/2012	1408	0.00	0.00	NM	NM	NM	NM	NM	NM	NM	NM	Screen submerged.
VMP-03-39	5/16/2012	1015	0.00	NM	NM	NM	NM	NM	NM	NM	NM	NM	Screen submerged.
VMP-03-39	6/20/2012	1515	0.02	0.01	NM	NM	NM	NM	NM	NM	NM	NM	Screen submerged.
VMP-03-39	7/18/2012	1452	0.04	NM	NM	NM	NM	NM	NM	NM	NM	NM	Screen submerged.
VMP-03-39	8/15/2012	1420	-0.27	-0.19	NM	NM	NM	NM	NM	NM	NM	NM	Screen submerged.
VMP-03-39	9/19/2012	1027	-1.41	-1.19	OVR	OVR	7.9	2.5	260	38100	34600	3500	
VMP-03-39	10/17/2012	1424	-3.03	-0.84	OVR	OVR	8.8	1.3	226	50600	30300	20300	
VMP-03-39	11/20/2012	1413	-0.83	-0.87	OVR	OVR	9.2	1.2	310	47900	22700	25200	
VMP-03-39	12/19/2012	1110	-0.93	-0.43	OVR	OVR	7.9	2.1	240	450000	205000	245000	
VMP-03-39	1/16/2013	1505	-0.31	-0.53	OVR	OVR	9.0	0.8	220	225000	74800	150200	
VMP-03-39	2/26/2013	950	-0.88	-0.45	19.0	OVR	0.8	19.5	160	12000	4700	7300	Tedlar results are suspect.
VMP-03-39	3/21/2013	1051	-1.81	-1.40	OVR	OVR	9.5	0.8	184	96300	46200	50100	
VMP-04-5	2/1/2012	1708	-0.15	-0.15	0.0	0.0	1.2	20.1	0.6	2.3	0.0	2.3	
VMP-04-5	2/2/2012	1054	-0.17	-0.14	0.0	0.0	0.8	20.9	0.6	1.2	0.0	1.2	
VMP-04-5	2/7/2012	859	-0.15	-0.15	0.0	0.0	0.4	20.9	0.2	0.0	0.0	0.0	
VMP-04-5	2/10/2012	830	-0.11	-0.15	0.0	0.0	0.2	20.9	2.0	10.6	5.8	4.8	
VMP-04-5	2/13/2012	910	-0.13	-0.11	0.0	0.0	0.2	20.9	0.1	0.0	0.0	0.0	
VMP-04-5	2/15/2012	1120	-0.12	-0.12	0.0	0.0	0.2	20.8	0.4	0.0	0.0	0.0	
VMP-04-5	2/22/2012	1327	-0.05	- 0.05	0.0	0.0	0.4	20.8	1.6	4.0	0.0	4.0	
VMP-04-5	2/29/2012	1031	-0.12	- 0.03	0.0	0.0	0.5	20.5	3.3	9.7	0.8	8.9	
VMP-04-5	3/21/2012	1540	-0.05	-0.12	0.0	0.0	0.5	20.0	0.1	0.0	0.0	0.0	
VMP-04-5	4/18/2012	1342	-0.06	-0.06	0.0	0.0	0.4	20.4	0.1	3.1	0.0	3.1	
VMP-04-5	5/16/2012	1133	-0.20	-0.22	0.0	0.0	2.4	18.0	0.6	0.0	0.0	0.0	
VMP-04-5	6/20/2012	1427	-0.08	NM	0.0	0.0	2.3	18.3	1.0	5.4	0.0	5.4	
VMP-04-5	7/18/2012	1512	-0.04	-0.02	0.0	0.0	1.5	18.6	0.5	3.6	0.0	3.6	
VMP-04-5	8/15/2012	1509	-0.27	-0.23	0.0	0.0	1.6	18.6	0.9	4.8	0.0	4.8	
VMP-04-5	9/19/2012	1113	-0.08	-0.08	0.0	0.0	0.8	20.1	0.8	7.5	7.1	0.4	
VMP-04-5	10/17/2012	1310	-0.07	-0.06	0.0	0.0	0.6	20.1	0.6	2.0	0.0	2.0	
VMP-04-5	11/20/2012	1438	-0.06	-0.08	0.0	0.0	0.4	20.4	0.2	0.8	0.0	0.8	
VMP-04-5	12/19/2012	1030	-0.07	-0.05	0.0	0.0	0.4	20.4	0.4	0.5	0.0	0.5	
VMP-04-5	1/16/2013	1525	-0.18	-0.08	0.0	0.0	0.2	20.7	0.1	1.7	0.0	1.7	
VMP-04-5	2/26/2013	1031	-0.08	-0.16	0.0	0.0	0.3	20.5	0.1	0.8	0.0	0.8	
VMP-04-5	3/21/2013	930	-0.15	-0.18	0.0	0.0	0.2	20.8	0.1	1.7	0.0	1.7	

SEE LAST PAGE OF TABLE FOR NOTES

TABLE 10
SVE SYSTEM MONTHLY MONITORING - VMP SAMPLING DATA

Sample ID	Date	Initial Reading Time (24-Hour)	Vacuum/Pressure		Fixed Gases				Soil Vapor Concentrations				Comments
			Initial Reading (Inches of H_2O)	Stabilized Reading (Inches of H_2O)	CH4 (%)	LEL (%)	CO_2 (%)	O_2 (%)	PID (ppmv)	THC (ppmv)	CH4 (ppmv)	PHC (ppmv)	
VMP-04-12	2/1/2012	1713	-0.23	-0.25	0.0	0.0	3.6	14.6	1.1	3.8	0.0	3.8	
VMP-04-12	2/2/2012	1102	-0.27	-0.23	0.0	0.0	2.5	16.5	0.9	2.3	0.0	2.3	
VMP-04-12	2/7/2012	904	-0.23	-0.25	0.0	0.0	1.2	18.2	0.2	1.6	0.0	1.6	
VMP-04-12	2/10/2012	831	-0.18	-0.24	0.0	0.0	1.4	17.6	2.0	10.6	6.7	3.8	
VMP-04-12	2/13/2012	911	-0.23	-0.16	0.0	0.0	1.3	18.4	0.2	0.0	0.0	0.0	
VMP-04-12	2/15/2012	1121	-0.18	-0.20	0.0	0.0	1.4	18.3	0.6	1.3	0.0	1.3	
VMP-04-12	2/22/2012	1325	-0.09	- 0.09	0.0	0.0	2.1	17.6	2.4	7.3	2.1	5.2	
VMP-04-12	2/29/2012	1032	-0.08	- 0.05	0.0	0.0	2.0	18.0	3.8	20.2	9.5	10.8	
VMP-04-12	3/21/2012	1540	-0.09	-0.16	0.0	0.0	2.7	15.9	0.5	0.0	0.0	0.0	
VMP-04-12	4/18/2012	1343	-0.09	-0.10	0.0	0.0	1.5	19.0	0.5	6.0	0.0	6.0	
VMP-04-12	5/16/2012	1138	-0.30	-0.30	0.0	0.0	2.8	17.7	0.8	0.0	0.0	0.0	
VMP-04-12	6/20/2012	1428	-0.15	NM	0.0	0.0	3.0	17.6	1.0	1.9	0.0	1.9	
VMP-04-12	7/18/2012	1517	-0.09	-0.08	0.0	0.0	2.5	17.5	0.7	3.1	0.0	3.1	
VMP-04-12	8/15/2012	1509	-0.07	-0.10	0.0	0.0	2.9	17.9	1.3	3.4	0.0	3.4	
VMP-04-12	9/19/2012	1114	-0.21	-0.19	0.0	0.0	1.7	19.2	0.8	4.0	0.0	4.0	
VMP-04-12	10/17/2012	1311	-0.22	-0.17	0.0	0.0	1.0	19.7	1.0	1.6	0.0	1.6	
VMP-04-12	11/20/2012	1426	-0.25	-0.24	0.0	0.0	0.7	20.1	0.6	1.4	0.0	1.4	
VMP-04-12	12/19/2012	1035	-0.14	-0.10	0.0	0.0	0.8	20.0	0.3	0.5	0.0	0.5	
VMP-04-12	1/16/2013	1530	-0.10	-0.19	0.0	0.0	0.6	20.3	0.2	2.2	0.0	2.2	
VMP-04-12	2/26/2013	1036	-0.14	-0.01	0.0	0.0	0.8	19.9	0.3	2.9	0.0	2.9	
VMP-04-12	3/21/2013	936	-0.40	0.00	0.0	0.0	0.3	20.7	0.2	1.2	0.0	1.2	
VMP-04-23.5	2/1/2012	1717	-0.38	-0.42	OVR	OVR	9.0	0.9	272	300000	79000	221000	
VMP-04-23.5	2/2/2012	1107	-0.85	-0.67	OVR	OVR	8.7	3.0	259	1000000	141000	859000	
VMP-04-23.5	2/7/2012	909	-0.80	-0.74	OVR	OVR	8.3	3.5	223	300000	79000	221000	
VMP-04-23.5	2/10/2012	832	-0.98	-4.14	OVR	OVR	9.6	1.3	275	136000	82000	54000	
VMP-04-23.5	2/13/2012	912	-1.03	-0.85	OVR	OVR	10.0	2.0	298	71500	34720	36780	
VMP-04-23.5	2/15/2012	1122	-1.24	-1.01	OVR	OVR	10.1	2.1	359	93400	28000	65400	
VMP-04-23.5	2/22/2012	1328	-0.99	- 0.58	OVR	OVR	10.6	2.3	431	80900	21510	59390	
VMP-04-23.5	2/29/2012	1033	-0.69	- 0.57	OVR	OVR	11.1	1.8	527	71280	14130	57150	
VMP-04-23.5	3/21/2012	1540	-0.36	-0.46	OVR	OVR	10.5	2.4	442	86300	16900	69400	
VMP-04-23.5	4/18/2012	1344	-0.68	-0.60	OVR	OVR	10.0	1.0	557	61300	14300	47000	
VMP-04-23.5	5/16/2012	1142	-1.42	-1.38	OVR	OVR	10.0	3.9	660	31000	9000	22000	
VMP-04-23.5	6/20/2012	1429	-0.80	NM	OVR	OVR	12.0	0.7	916	25900	9500	16400	
VMP-04-23.5	7/18/2012	1515	-0.93	-0.92	OVR	OVR	11.2	2.4	554	29300	4250	25050	
VMP-04-23.5	8/15/2012	1510	-0.93	-0.99	OVR	OVR	12.5	2.5	412	18100	6000	12100	
VMP-04-23.5	9/19/2012	1115	-1.92	-1.82	OVR	OVR	10.7	9.7	680	18100	4100	14000	
VMP-04-23.5	10/17/2012	1314	-1.60	-1.51	60.5	OVR	8.6	12.4	469	6660	2890	3770	
VMP-04-23.5	11/20/2012	1430	-1.32	-1.42	3.7	74.0	5.8	14.1	330	3300	940	2360	
VMP-04-23.5	12/19/2012	1040	-1.37	-0.90	0.8	16.0	5.8	14.1	120	2500	690	1810	
VMP-04-23.5	1/16/2013	1535	-0.68	-1.40	1.3	26.0	5.9	13.9	155	2150	730	1420	
VMP-04-23.5	2/26/2013	1041	-0.88	-0.98	3.3	66.0	8.1	11.6	180	3400	650	2750	
VMP-04-23.5	3/21/2013	944	-2.02	-2.03	1.7	36.0	4.0	16.2	152	1050	210	840	

SEE LAST PAGE OF TABLE FOR NOTES

TABLE 10
SVE SYSTEM MONTHLY MONITORING - VMP SAMPLING DATA

Sample ID	Date	Initial Reading Time (24-Hour)	Vacuum/Pressure		Fixed Gases				Soil Vapor Concentrations				Comments
			Initial Reading (Inches of H_2O)	Stabilized Reading (Inches of H_2O)	CH4 (%)	LEL (%)	CO_2 (%)	O_2 (%)	PID (ppmv)	THC (ppmv)	CH4 (ppmv)	PHC (ppmv)	
VMP-04-39	2/1/2012	1723	NM	NM	NM	NM	NM	NM	NM	NM	NM	NM	Screen submerged.
VMP-04-39	2/2/2012	1112	NM	NM	NM	NM	NM	NM	NM	NM	NM	NM	Screen submerged.
VMP-04-39	2/7/2012	857	-1.00	NM	NM	NM	NM	NM	NM	NM	NM	NM	Screen submerged.
VMP-04-39	2/10/2012	833	-0.99	NM	NM	NM	NM	NM	NM	NM	NM	NM	Screen submerged.
VMP-04-39	2/13/2012	913	-2.37	-0.83	OVR	OVR	9.3	3.2	281	116000	39100	76900	
VMP-04-39	2/15/2012	1123	-1.23	-0.99	OVR	OVR	9.8	2.4	299	126000	37400	88600	
VMP-04-39	2/22/2012	1328	-0.59	- 0.57	OVR	OVR	9.4	4.4	348	83900	32600	51300	
VMP-04-39	2/29/2012	1034	-0.74	- 0.56	OVR	OVR	10.8	1.5	452	129000	24280	104720	
VMP-04-39	3/21/2012	1540	-0.36	-0.37	OVR	OVR	11.0	1.0	396	162000	32600	129400	
VMP-04-39	4/18/2012	1345	-0.69	-0.59	OVR	OVR	10.1	1.1	475	136000	28000	108000	
VMP-04-39	5/16/2012	1154	-1.42	-1.35	OVR	OVR	9.2	3.2	610	58200	13500	44700	
VMP-04-39	6/20/2012	1430	-0.80	NM	OVR	OVR	8.8	5.3	724	21000	10300	10700	
VMP-04-39	7/18/2012	1519	-0.94	-0.89	OVR	OVR	12.1	1.4	422	54000	12200	41800	
VMP-04-39	8/15/2012	1510	-0.89	-0.97	OVR	OVR	12.0	2.2	260	71200	18500	52700	
VMP-04-39	9/19/2012	1116	-1.94	-1.78	OVR	OVR	10.2	9.0	359	82300	16000	66300	
VMP-04-39	10/17/2012	1315	-1.56	-1.50	OVR	OVR	7.1	13.6	300	66700	25100	41600	
VMP-04-39	11/20/2012	1434	-1.31	-1.41	OVR	OVR	7.0	13.4	416	59800	14300	45500	
VMP-04-39	12/19/2012	1045	-1.37	-0.90	OVR	OVR	8.9	11.1	660	50000	12600	37400	
VMP-04-39	1/16/2013	1540	-0.75	-1.09	OVR	OVR	8.9	11.5	565	45700	14300	31400	
VMP-04-39	2/26/2013	1043	-0.91	-0.97	OVR	OVR	8.9	11.8	590	46300	11200	35100	
VMP-04-39	3/20/2013	952	-2.09	-2.19	OVR	OVR	7.0	15.1	660	26100	5500	20600	
VMP-05-5	2/2/2012	1323	-0.08	0.18	0.0	0.0	2.8	19.0	0.4	0.3	0.0	0.3	
VMP-05-5	2/3/2012	825	-0.16	0.26	0.0	0.0	2.1	19.5	0.6	1.7	0.0	1.7	
VMP-05-5	2/7/2012	812	-0.13	-0.06	0.0	0.0	1.4	20.5	0.4	0.0	0.0	0.0	
VMP-05-5	2/13/2012	1504	-0.16	0.37	0.0	0.0	1.1	20.4	0.7	5.2	2.1	3.1	
VMP-05-5	2/14/2012	1553	0.00	0.31	0.0	0.0	1.3	20.6	4.3	11.7	0.0	11.7	
VMP-05-5	2/15/2012	1240	-0.08	-0.06	0.0	0.0	1.0	20.6	2.2	9.3	5.4	3.9	
VMP-05-5	2/22/2012	838	-0.01	- 0.06	0.0	0.0	0.7	20.5	0.3	2.2	0.0	2.2	
VMP-05-5	2/29/2012	817	-0.07	- 0.05	0.0	0.0	0.7	20.9	0.4	2.9	0.0	2.9	
VMP-05-5	3/21/2012	849	-0.08	- 0.06	0.0	0.0	0.6	20.5	0.1	0.0	0.0	0.0	
VMP-05-5	4/18/2012	859	-0.11	-0.09	0.0	0.0	0.3	20.8	2.6	3.5	0.0	3.5	
VMP-05-5	5/16/2012	1151	-0.11	-0.09	0.0	0.0	0.3	20.6	0.8	0.0	0.0	0.0	
VMP-05-5	6/20/2012	1258	-0.06	-0.05	0.0	0.0	0.4	20.7	1.1	3.8	0.0	3.8	
VMP-05-5	7/18/2012	1039	-0.07	-0.05	0.0	0.0	0.4	20.6	0.3	1.7	0.0	1.7	
VMP-05-5	8/15/2012	1000	-0.06	-0.05	0.0	0.0	0.4	20.5	0.8	4.3	0.0	4.3	
VMP-05-5	9/19/2012	1324	-0.05	-0.05	0.0	0.0	0.1	20.8	0.7	1.5	0.0	1.5	
VMP-05-5	10/17/2012	1335	-0.05	-0.03	0.0	0.0	0.2	20.7	0.6	1.6	0.0	1.6	
VMP-05-5	11/20/2012	944	-0.04	-0.02	0.0	0.0	0.2	20.8	0.1	0.4	0.0	0.4	
VMP-05-5	12/19/2012	919	-0.05	-0.08	0.0	0.0	0.2	20.7	0.1	0.3	0.0	0.3	
VMP-05-5	1/16/2013	906	-0.06	-0.04	0.0	0.0	0.1	20.8	0.4	3.5	0.0	3.5	
VMP-05-5	2/25/2013	1030	-0.05	-0.03	0.0	0.0	0.1	20.8	1.5	3.0	0.0	3.0	
VMP-05-5	3/21/2013	1100	-0.07	-0.11	0.0	0.0	0.1	20.8	1.8	2.9	0.0	2.9	

SEE LAST PAGE OF TABLE FOR NOTES

TABLE 10
SVE SYSTEM MONTHLY MONITORING - VMP SAMPLING DATA

Sample ID	Date	Initial Reading Time (24-Hour)	Vacuum/Pressure		Fixed Gases				Soil Vapor Concentrations				Comments
			Initial Reading (Inches of H_2O)	Stabilized Reading (Inches of H_2O)	CH4 (%)	LEL (%)	CO_2 (%)	O_2 (%)	PID (ppmv)	THC (ppmv)	CH4 (ppmv)	PHC (ppmv)	
VMP-05-12.5	2/2/2012	1329	-0.07	-0.07	0.0	0.0	4.2	17.5	0.5	0.0	0.0	0.0	
VMP-05-12.5	2/3/2012	831	-0.21	-0.18	0.0	0.0	3.6	18.0	0.7	0.2	0.0	0.2	
VMP-05-12.5	2/7/2012	818	-0.13	-0.21	0.0	0.0	2.5	19.6	0.5	0.0	0.0	0.0	
VMP-05-12.5	2/13/2012	1505	-0.09	-0.07	0.0	0.0	2.2	19.8	0.4	0.0	0.0	0.0	
VMP-05-12.5	2/14/2012	1554	-0.18	-0.25	0.0	0.0	2.1	20.2	3.5	8.1	0.0	8.1	
VMP-05-12.5	2/15/2012	1241	-0.15	-0.18	0.0	0.0	1.4	20.5	1.8	8.3	4.9	3.4	
VMP-05-12.5	2/22/2012	844	-0.08	- 0.10	0.0	0.0	1.1	20.3	0.4	11.4	1.6	9.8	
VMP-05-12.5	2/29/2012	823	-0.14	- 0.11	0.0	0.0	1.1	20.7	0.5	2.9	0.0	2.9	
VMP-05-12.5	3/21/2012	853	-0.14	- 0.12	0.0	0.0	0.8	20.3	0.1	0.0	0.0	0.0	
VMP-05-12.5	4/18/2012	904	-0.20	-0.18	0.0	0.0	0.5	20.4	0.5	2.6	0.0	2.6	
VMP-05-12.5	5/16/2012	1151	-0.22	-0.19	0.0	0.0	0.5	20.4	0.4	0.0	0.0	0.0	
VMP-05-12.5	6/20/2012	1259	-0.15	-0.11	0.0	0.0	0.6	20.5	1.2	2.8	0.0	2.8	
VMP-05-12.5	7/18/2012	1040	-0.17	-0.15	0.0	0.0	0.6	20.4	0.7	2.0	0.0	2.0	
VMP-05-12.5	8/15/2012	1005	-0.15	-0.15	0.0	0.0	0.7	20.7	0.6	3.3	0.0	3.3	
VMP-05-12.5	9/19/2012	1325	-0.17	-0.17	0.0	0.0	0.3	20.5	1.1	1.5	0.0	1.5	
VMP-05-12.5	10/17/2012	1336	-0.19	-0.17	0.0	0.0	0.2	20.6	0.7	1.4	0.0	1.4	
VMP-05-12.5	11/20/2012	947	-0.17	-0.15	0.0	0.0	0.3	20.7	0.3	0.7	0.0	0.7	
VMP-05-12.5	12/19/2012	921	-0.12	-0.18	0.0	0.0	0.1	20.8	0.2	0.3	0.0	0.3	
VMP-05-12.5	1/16/2013	910	-0.14	-0.09	0.0	0.0	0.2	20.7	0.4	2.7	0.0	2.7	
VMP-05-12.5	2/25/2013	1030	-0.12	-0.08	0.0	0.0	0.1	20.8	1.1	2.8	0.0	2.8	
VMP-05-12.5	3/21/2013	1105	-0.24	-0.24	0.0	0.0	0.1	20.8	0.8	1.4	0.0	1.4	
VMP-05-31	2/2/2012	1334	-0.14	-0.27	OVR	OVR	11.3	1.0	229	146000	53300	92700	
VMP-05-31	2/3/2012	837	-0.65	-0.33	OVR	OVR	10.8	1.5	192	100000	27500	72500	
VMP-05-31	2/7/2012	823	-0.75	-0.51	OVR	OVR	11.1	2.5	192	59700	36140	23560	
VMP-05-31	2/13/2012	1506	-0.47	-0.42	76.2	OVR	11.5	1.2	251	38260	20860	17400	
VMP-05-31	2/14/2012	1555	-1.05	-1.10	68.2	OVR	11.6	1.3	246	38900	18600	20300	
VMP-05-31	2/15/2012	1242	-0.70	-0.62	39.5	OVR	10.1	3.3	246	24000	12600	11400	
VMP-05-31	2/22/2012	848	-0.53	- 0.49	3.5	70.0	11.5	1.6	188	6970	4020	2950	
VMP-05-31	2/29/2012	828	-0.66	- 0.54	0.8	17.0	11.4	1.8	112	1280	1080	200	
VMP-05-31	3/21/2012	859	-0.59	- 0.53	0.1	3.0	11.3	1.2	21.7	308	248	60.0	
VMP-05-31	4/18/2012	908	-0.88	-0.87	0.0	0.0	11.4	1.7	8.4	140	110	30.0	
VMP-05-31	5/16/2012	1151	-1.00	-0.88	0.0	0.0	11.8	2.9	5.7	15.3	0.0	15.3	
VMP-05-31	6/20/2012	1300	-0.78	-0.58	0.0	0.0	8.2	12.3	5.0	13.7	1.4	12.3	
VMP-05-31	7/18/2012	1041	-0.88	-0.81	0.0	0.0	6.1	15.0	2.5	11.8	8.3	3.5	
VMP-05-31	8/15/2012	1009	-0.91	-0.90	0.0	0.0	5.9	15.3	1.4	12.6	9.7	2.9	
VMP-05-31	9/19/2012	1326	-1.04	-1.02	0.0	0.0	4.6	16.2	1.2	3.9	0.0	3.9	
VMP-05-31	10/17/2012	1334	-1.17	-1.12	0.0	0.0	4.0	17.4	0.7	6.0	5.2	0.8	
VMP-05-31	11/20/2012	950	-1.23	-1.19	0.0	0.0	3.8	17.6	0.7	8.6	7.9	0.7	
VMP-05-31	12/19/2012	922	-0.77	-1.05	0.0	0.0	4.0	17.3	0.6	5.7	3.9	1.8	
VMP-05-31	1/16/2013	914	-0.79	-0.54	0.0	0.0	3.9	17.9	0.6	5.9	1.7	4.2	
VMP-05-31	2/25/2013	1035	-0.72	-0.54	0.0	0.0	3.1	18.1	1.6	7.6	2.7	4.9	
VMP-05-31	3/21/2013	1112	-1.46	-1.34	0.0	0.0	2.3	19.2	1.2	3.2	0.0	3.2	

SEE LAST PAGE OF TABLE FOR NOTES

TABLE 10
SVE SYSTEM MONTHLY MONITORING - VMP SAMPLING DATA

Sample ID	Date	Initial Reading Time (24-Hour)	Vacuum/Pressure		Fixed Gases				Soil Vapor Concentrations				Comments
			Initial Reading (Inches of H_2O)	Stabilized Reading (Inches of H_2O)	CH4 (%)	LEL (%)	CO_2 (%)	O_2 (%)	PID (ppmv)	THC (ppmv)	CH4 (ppmv)	PHC (ppmv)	
VMP-05-40	2/2/2012	1339	-0.22	-0.24	OVR	OVR	8.8	6.6	219	92000	48300	43700	
VMP-05-40	2/3/2012	842	-0.47	-0.32	OVR	OVR	10.8	2.0	184	64400	48000	16400	
VMP-05-40	2/7/2012	829	-0.61	-0.50	66.8	OVR	11.0	2.5	185	32660	20650	12010	
VMP-05-40	2/13/2012	1507	-0.50	-0.42	40.7	OVR	11.9	1.2	251	21740	13890	7850	
VMP-05-40	2/14/2012	1556	-1.01	-1.09	31.2	OVR	11.8	1.5	232	26400	15600	10800	
VMP-05-40	2/15/2012	1243	-0.77	-0.62	17.5	OVR	10.5	3.1	213	16460	9230	7230	
VMP-05-40	2/22/2012	854	-0.58	- 0.48	2.0	41.0	11.6	2.0	168	5010	2410	2600	
VMP-05-40	2/29/2012	833	-0.64	- 0.52	0.7	14.0	11.7	2.4	91.2	1150	776	374	
VMP-05-40	3/21/2012	907	-0.58	- 0.54	0.3	6.0	12.0	1.0	44.1	471	329	142	
VMP-05-40	4/18/2012	913	-0.89	-0.86	0.2	4.0	12.1	1.6	26.5	533	318	215	
VMP-05-40	5/16/2012	1151	-1.00	-0.88	0.0	0.0	9.9	9.7	15.7	74.2	30.5	43.7	
VMP-05-40	6/20/2012	1301	-0.78	-0.57	0.0	0.0	8.1	13.3	4.9	24.6	14.6	10.0	
VMP-05-40	7/18/2012	1042	-0.89	-0.81	0.0	0.0	6.1	15.6	2.9	29.6	21.4	8.3	
VMP-05-40	8/15/2012	1013	-0.91	-0.89	0.0	0.0	6.1	15.1	5.1	31.8	18.1	13.7	
VMP-05-40	9/19/2012	1327	-1.04	-1.01	0.0	0.0	5.0	16.2	2.3	21.0	17.8	3.2	
VMP-05-40	10/17/2012	1340	-1.16	-1.11	0.0	0.0	4.3	17.4	2.8	49.4	40.3	9.1	
VMP-05-40	11/20/2012	953	-1.23	-1.20	0.0	0.0	4.1	17.5	2.5	65.2	52.9	12.4	
VMP-05-40	12/19/2012	923	-0.78	-1.05	0.0	0.0	3.9	17.5	1.3	27.3	18.2	9.1	
VMP-05-40	1/16/2013	918	-0.77	-0.52	0.0	0.0	4.0	17.6	0.9	22.2	16.2	6.0	
VMP-05-40	2/25/2013	1035	-0.73	-0.53	0.0	0.0	3.3	17.9	1.7	9.8	5.1	4.7	
VMP-05-40	3/21/2013	1119	-1.43	-1.37	0.0	0.0	2.9	18.7	1.2	10.3	7.7	2.6	
VMP-06-5	2/2/2012	1356	-0.03	-0.05	0.0	0.0	0.7	20.6	0.3	4.7	0.0	4.7	
VMP-06-5	2/3/2012	900	-0.06	-0.05	0.0	0.0	0.4	20.8	0.5	0.5	0.0	0.5	
VMP-06-5	2/7/2012	936	-0.05	-0.05	0.0	0.0	0.3	20.9	0.2	0.0	0.0	0.0	
VMP-06-5	2/15/2012	1330	-0.03	0.00	0.0	0.0	0.3	20.9	0.4	3.5	0.0	3.5	
VMP-06-5	2/22/2012	1059	0.00	0.00	0.0	0.0	0.6	20.7	0.4	0.0	0.0	0.0	
VMP-06-5	2/29/2012	940	-0.12	- 0.05	0.0	0.0	0.8	20.6	0.4	3.4	0.0	3.4	
VMP-06-5	3/21/2012	956	-0.02	0.01	0.0	0.0	0.4	20.7	0.2	0.0	0.0	0.0	
VMP-06-5	4/18/2012	951	-0.06	-0.05	0.0	0.0	0.1	20.9	0.8	5.7	0.0	5.7	
VMP-06-5	5/16/2012	1214	-0.10	-0.07	0.0	0.0	0.1	20.7	0.9	0.0	0.0	0.0	
VMP-06-5	6/20/2012	1018	-0.06	-0.04	0.0	0.0	0.2	20.6	0.5	4.3	0.0	4.3	
VMP-06-5	7/18/2012	950	-0.06	-0.05	0.0	0.0	0.2	20.8	0.4	1.7	0.0	1.7	
VMP-06-5	8/15/2012	930	-0.03	-0.04	0.0	0.0	0.2	20.8	0.7	3.4	0.0	3.4	
VMP-06-5	9/19/2012	1356	-0.01	-0.04	0.0	0.0	0.1	20.8	0.8	2.3	0.0	2.3	
VMP-06-5	10/17/2012	1332	-0.02	-0.08	0.0	0.0	0.1	20.8	0.3	1.9	0.0	1.9	
VMP-06-5	11/20/2012	1100	-0.01	0.00	0.0	0.0	0.0	20.9	0.1	0.7	0.0	0.7	
VMP-06-5	12/19/2012	1138	-0.02	-0.01	0.0	0.0	0.0	20.9	0.1	0.3	0.0	0.3	
VMP-06-5	1/16/2013	958	-0.03	-0.02	0.0	0.0	0.1	20.8	0.1	1.5	0.0	1.5	
VMP-06-5	2/25/2013	1010	-0.05	-0.04	0.0	0.0	0.0	20.9	0.2	1.8	0.0	1.8	
VMP-06-5	3/20/2013	1557	-0.09	-0.03	0.0	0.0	0.0	20.9	0.4	2.7	0.0	2.7	

SEE LAST PAGE OF TABLE FOR NOTES

TABLE 10
SVE SYSTEM MONTHLY MONITORING - VMP SAMPLING DATA

Sample ID	Date	Initial Reading Time (24-Hour)	Vacuum/Pressure		Fixed Gases				Soil Vapor Concentrations				Comments
			Initial Reading (Inches of H_2O)	Stabilized Reading (Inches of H_2O)	CH4 (%)	LEL (%)	CO_2 (%)	O_2 (%)	PID (ppmv)	THC (ppmv)	CH4 (ppmv)	PHC (ppmv)	
VMP-06-10	2/2/2012	1402	-0.26	-0.14	0.0	0.0	6.8	13.0	0.3	0.0	0.0	0.0	
VMP-06-10	2/3/2012	905	-0.12	-0.16	0.0	0.0	6.0	14.7	0.5	0.0	0.0	0.0	
VMP-06-10	2/7/2012	943	-0.29	-0.24	0.0	0.0	4.1	18.8	0.2	0.0	0.0	0.0	
VMP-06-10	2/15/2012	1331	-0.19	-0.09	0.0	0.0	2.4	20.0	0.3	2.8	0.0	2.8	
VMP-06-10	2/22/2012	1104	-0.12	- 0.08	0.0	0.0	2.1	20.0	0.3	0.0	0.0	0.0	
VMP-06-10	2/29/2012	945	-0.12	- 0.11	0.0	0.0	2.8	17.6	0.5	0.0	0.0	0.0	
VMP-06-10	3/21/2012	1001	-0.08	- 0.04	0.0	0.0	2.2	18.4	0.2	0.0	0.0	0.0	
VMP-06-10	4/18/2012	956	-0.17	-0.12	0.0	0.0	1.8	19.7	0.6	4.5	0.0	4.5	
VMP-06-10	5/16/2012	1217	-0.19	-0.15	0.0	0.0	1.8	19.2	0.5	0.0	0.0	0.0	
VMP-06-10	6/20/2012	1019	-0.12	-0.12	0.0	0.0	1.9	19.0	0.5	2.0	0.0	2.0	
VMP-06-10	7/18/2012	951	-0.12	-0.12	0.0	0.0	1.4	19.8	0.5	0.0	0.0	0.0	
VMP-06-10	8/15/2012	936	-0.09	-0.11	0.0	0.0	1.2	19.8	0.6	2.2	0.0	2.2	
VMP-06-10	9/19/2012	1357	-0.05	-0.11	0.0	0.0	0.8	20.1	0.7	1.5	0.0	1.5	
VMP-06-10	10/17/2012	1333	-0.09	-0.11	0.0	0.0	0.5	20.4	0.4	0.5	0.0	0.5	
VMP-06-10	11/20/2012	1103	-0.04	-0.22	0.0	0.0	0.3	20.6	0.1	0.1	0.0	0.1	
VMP-06-10	12/19/2012	1139	-0.05	-0.03	0.0	0.0	0.3	20.7	0.1	0.2	0.0	0.2	
VMP-06-10	1/16/2013	1002	-0.08	-0.02	0.0	0.0	0.4	20.5	0.1	1.2	0.0	1.2	
VMP-06-10	2/25/2013	1010	-0.12	-0.08	0.0	0.0	0.3	20.6	0.3	0.9	0.0	0.9	
VMP-06-10	3/20/2013	1604	-0.14	-0.12	0.0	0.0	0.2	20.7	0.4	1.6	0.0	1.6	
VMP-06-31.5	2/2/2012	1408	-0.17	-0.26	OVR	OVR	12.5	3.0	321	69600	41500	28100	
VMP-06-31.5	2/3/2012	910	-0.26	-0.31	84.6	OVR	14.2	0.9	267	60730	42300	18430	
VMP-06-31.5	2/7/2012	948	-0.36	-0.24	50.3	OVR	13.7	1.6	251	27800	20450	7350	
VMP-06-31.5	2/15/2012	1332	-0.19	0.00	48.5	OVR	12.9	1.6	113	36400	20140	16260	
VMP-06-31.5	2/22/2012	1109	0.00	- 0.01	33.3	OVR	13.3	0.6	354	18800	15040	3760	
VMP-06-31.5	2/29/2012	949	-0.28	- 0.26	21.6	OVR	12.4	1.4	350	17880	10600	7280	
VMP-06-31.5	3/21/2012	1006	-0.19	- 0.06	10.1	OVR	12.6	0.2	365	9200	4230	4970	
VMP-06-31.5	4/18/2012	1000	-1.14	-0.20	1.2	24.0	9.8	4.1	205	1780	900	880	
VMP-06-31.5	5/16/2012	1217	-0.40	-0.33	0.0	0.0	10.9	3.5	41.6	279	143	136	
VMP-06-31.5	6/20/2012	1020	-0.30	-0.30	0.0	0.0	9.6	5.5	14.0	84.0	35.0	49.0	
VMP-06-31.5	7/18/2012	952	-0.29	-0.30	0.0	0.0	7.3	9.1	4.0	44.1	41.2	2.9	
VMP-06-31.5	8/15/2012	950	-0.25	-0.25	0.0	0.0	6.5	9.6	2.0	6.6	5.0	1.6	
VMP-06-31.5	9/19/2012	1358	-0.14	-0.23	0.0	0.0	6.5	10.6	1.5	5.3	2.0	3.3	
VMP-06-31.5	10/17/2012	1334	-0.25	-0.22	0.0	0.0	6.9	11.0	1.5	15.6	15.6	0.0	
VMP-06-31.5	11/20/2012	1106	-0.27	-0.24	0.0	0.0	6.4	12.4	0.6	20.2	20.2	0.0	
VMP-06-31.5	12/19/2012	1140	-0.09	-0.04	0.0	0.0	6.6	12.4	0.3	27.2	27.2	0.0	
VMP-06-31.5	1/16/2013	1006	-0.17	-0.03	0.0	0.0	7.1	11.0	0.3	16.5	16.3	0.2	
VMP-06-31.5	2/25/2013	1015	-0.26	-0.17	0.0	0.0	7.6	10.0	0.4	12.5	12.5	0.0	
VMP-06-31.5	3/20/2013	1610	-0.48	-0.30	0.0	0.0	6.2	12.2	0.6	10.2	10.2	0.0	

SEE LAST PAGE OF TABLE FOR NOTES

TABLE 10
SVE SYSTEM MONTHLY MONITORING - VMP SAMPLING DATA

Sample ID	Date	Initial Reading Time (24-Hour)	Vacuum/Pressure		Fixed Gases				Soil Vapor Concentrations				Comments
			Initial Reading (Inches of H_2O)	Stabilized Reading (Inches of H_2O)	CH4 (%)	LEL (%)	CO_2 (%)	O_2 (%)	PID (ppmv)	THC (ppmv)	CH4 (ppmv)	PHC (ppmv)	
VMP-06-39	2/2/2012	1420	0.00	0.08	OVR	OVR	14.3	1.0	343	94000	52500	41500	
VMP-06-39	2/3/2012	916	-0.38	-0.48	OVR	OVR	14.5	0.9	287	62500	42000	20500	
VMP-06-39	2/7/2012	952	-0.34	-0.42	67.2	OVR	14.4	0.7	265	43150	29480	13670	
VMP-06-39	2/15/2012	1333	-0.33	0.04	41.0	OVR	13.0	1.4	279	37000	23630	13370	
VMP-06-39	2/22/2012	1114	0.01	- 0.04	29.3	OVR	13.1	1.5	324	24800	16730	8070	
VMP-06-39	2/29/2012	953	-0.31	- 0.26	OVR	OVR	12.2	2.0	103	348000	285000	63000	
VMP-06-39	3/21/2012	NA	-0.32	0.09	16.9	OVR	12.8	0.1	422	13600	5860	7740	
VMP-06-39	4/18/2012	1004	-0.36	-0.24	4.5	91.0	12.0	0.6	375	3900	1400	2500	
VMP-06-39	5/16/2012	1217	-0.39	-0.31	0.5	10.0	12.1	1.5	117	770	322	448	
VMP-06-39	6/20/2012	1021	-0.29	-0.30	0.0	0.0	11.0	4.2	21.0	203	147	56.0	
VMP-06-39	7/18/2012	953	-0.29	-0.30	0.0	0.0	9.6	5.7	6.7	94.6	69.2	25.4	
VMP-06-39	8/15/2012	944	-0.25	-0.24	0.1	2.0	10.3	3.8	43.3	313	313	0.0	
VMP-06-39	9/19/2012	1359	-0.15	-0.23	0.0	0.0	10.7	4.1	16.2	79.4	48.0	31.4	
VMP-06-39	10/17/2012	1335	-0.25	-0.22	0.0	0.0	11.0	4.6	4.3	35.1	13.4	21.7	
VMP-06-39	11/20/2012	1109	-0.28	-0.24	0.0	0.0	12.8	6.3	1.0	27.6	15.9	11.7	
VMP-06-39	12/19/2012	1141	-0.09	-0.05	2.3	46.0	12.6	4.8	126	5000	3600	1400	
VMP-06-39	1/16/2013	1010	-0.18	-0.01	0.0	0.0	11.2	5.5	0.7	77.5	60.5	17.0	
VMP-06-39	2/25/2013	1455	0.13	0.20	0.0	0.0	11.4	4.6	0.4	10.1	0.0	10.1	
VMP-06-39	3/20/2013	1615	-0.26	-0.30	0.0	0.0	10.1	6.8	0.6	19.2	0.0	19.2	
VMP-07-5	2/6/2012	1039	-0.14	-0.08	0.0	0.0	5.6	16.3	1.6	0.5	0.0	0.5	
VMP-07-5	2/7/2012	1028	-0.11	-0.12	0.0	0.0	3.7	19.8	4.0	6.6	0.0	6.6	
VMP-07-5	2/8/2012	921	-0.18	-0.19	0.0	0.0	2.5	20.3	2.0	2.7	0.0	2.7	
VMP-07-5	2/15/2012	1410	-0.02	-0.19	0.0	0.0	0.8	20.8	1.2	4.7	0.0	4.7	
VMP-07-5	2/22/2012	1029	-0.05	0.00	0.0	0.0	0.6	20.9	1.2	9.2	7.9	1.3	
VMP-07-5	2/29/2012	1023	-0.08	- 0.07	0.0	0.0	1.5	18.9	1.5	1.4	0.0	1.4	
VMP-07-5	3/21/2012	1029	-0.04	- 0.02	0.0	0.0	0.9	19.5	0.8	0.0	0.0	0.0	
VMP-07-5	4/18/2012	1023	-0.09	-0.23	0.0	0.0	0.5	20.5	0.9	4.7	0.0	4.7	
VMP-07-5	5/16/2012	1407	-0.04	-0.05	0.0	0.0	0.2	20.6	1.0	1.8	0.0	1.8	
VMP-07-5	6/20/2012	945	-0.03	-0.04	0.0	0.0	0.4	20.3	0.4	2.2	0.0	2.2	
VMP-07-5	7/18/2012	1324	0.00	0.00	0.0	0.0	0.3	20.3	0.5	3.5	0.0	3.5	
VMP-07-5	8/15/2012	902	-0.05	-0.23	0.0	0.0	0.5	20.4	0.5	3.9	0.0	3.9	
VMP-07-5	9/19/2012	1426	0.00	-0.03	0.0	0.0	0.3	20.6	0.6	3.0	0.0	3.0	
VMP-07-5	10/17/2012	1025	-0.16	-0.11	0.0	0.0	0.3	20.5	0.3	1.3	0.0	1.3	
VMP-07-5	11/20/2012	1325	-0.06	-0.11	0.0	0.0	0.3	20.5	0.1	0.3	0.0	0.3	
VMP-07-5	12/19/2012	1247	-0.02	-0.01	0.0	0.0	0.3	20.7	0.1	0.9	0.0	0.9	
VMP-07-5	1/16/2013	1023	-0.02	-0.03	0.0	0.0	0.0	20.9	0.1	2.0	0.0	2.0	
VMP-07-5	2/26/2013	1437	-0.63	-2.55	0.0	0.0	1.6	17.9	0.2	4.0	0.0	4.0	
VMP-07-5	3/21/2013	NM	NM	NM	NM	NM	NM	NM	NM	NM	NM	NM	Unable to sample. Stainless steel tubing broken.

SEE LAST PAGE OF TABLE FOR NOTES

TABLE 10
SVE SYSTEM MONTHLY MONITORING - VMP SAMPLING DATA

Sample ID	Date	Initial Reading Time (24-Hour)	Vacuum/Pressure		Fixed Gases				Soil Vapor Concentrations				Comments
			Initial Reading (Inches of H_2O)	Stabilized Reading (Inches of H_2O)	CH4 (%)	LEL (%)	CO_2 (%)	O_2 (%)	PID (ppmv)	THC (ppmv)	CH4 (ppmv)	PHC (ppmv)	
VMP-07-13.5	2/6/2012	1045	-0.32	-0.14	0.0	1.0	6.2	15.4	1.2	0.0	0.0	0.0	
VMP-07-13.5	2/7/2012	1049	-0.20	-0.24	0.0	0.0	4.4	18.6	4.2	4.6	0.0	4.6	
VMP-07-13.5	2/8/2012	926	-0.35	-0.36	0.0	0.0	2.8	19.8	1.9	1.5	0.0	1.5	
VMP-07-13.5	2/15/2012	1411	-0.04	-0.30	0.0	0.0	1.2	20.1	1.2	4.9	0.0	4.9	
VMP-07-13.5	2/22/2012	1035	-0.08	- 0.3	0.0	0.0	1.1	20.1	1.3	6.9	0.0	6.9	
VMP-07-13.5	2/29/2012	1027	-0.15	- 0.16	0.0	0.0	1.8	18.9	1.4	0.9	0.0	0.9	
VMP-07-13.5	3/21/2012	1033	-0.09	- 0.02	0.0	0.0	1.0	19.3	1.0	0.0	0.0	0.0	
VMP-07-13.5	4/18/2012	1026	-0.18	-0.15	0.0	0.0	0.6	20.3	0.8	4.1	0.0	4.1	
VMP-07-13.5	5/16/2012	1413	-0.18	-0.19	0.0	0.0	0.8	20.1	0.9	0.0	0.0	0.0	
VMP-07-13.5	6/20/2012	946	-0.18	-0.18	0.0	0.0	0.9	19.9	0.5	1.4	0.0	1.4	
VMP-07-13.5	7/18/2012	1325	-0.02	0.00	0.0	0.0	1.2	19.5	0.7	2.5	0.0	2.5	
VMP-07-13.5	8/15/2012	906	-0.17	-0.17	0.0	0.0	1.2	19.9	0.5	2.5	0.0	2.5	
VMP-07-13.5	9/19/2012	1429	-0.14	-0.12	0.0	0.0	0.7	20.2	0.5	1.8	0.0	1.8	
VMP-07-13.5	10/17/2012	1026	-0.27	-0.25	0.0	0.0	0.6	20.4	0.6	0.7	0.0	0.7	
VMP-07-13.5	11/20/2012	1328	-0.18	-0.24	0.0	0.0	0.3	20.5	0.2	0.5	0.0	0.5	
VMP-07-13.5	12/19/2012	1248	0.02	-0.01	0.0	0.0	0.3	20.5	0.3	0.1	0.0	0.1	
VMP-07-13.5	1/16/2013	1328	0.00	-1.09	0.0	0.0	0.0	20.9	0.1	2.4	0.0	2.4	
VMP-07-13.5	2/25/2013	1438	NM	NM	NM	NM	NM	NM	NM	NM	NM	NM	Unable to sample. Stainless steel tubing broken.
VMP-07-13.5	3/21/2013	NM	NM	NM	NM	NM	NM	NM	NM	NM	NM	NM	Unable to sample. Stainless steel tubing broken.
VMP-07-29.5	2/6/2012	1049	-0.60	-0.24	3.4	69.0	16.1	1.0	179	12300	8000	4300	
VMP-07-29.5	2/7/2012	1039	-0.38	-0.54	2.5	50.0	16.0	1.2	161	5470	4230	1240	
VMP-07-29.5	2/8/2012	930	-0.46	-0.10	1.3	26.0	16.2	0.8	136	3830	2980	850	
VMP-07-29.5	2/15/2012	1412	0.12	-0.21	0.3	7.0	15.1	1.2	76.2	1030	805	225	
VMP-07-29.5	2/22/2012	1039	0.08	- 0.07	0.0	0.0	13.5	2.9	15.0	161	95.1	66.1	
VMP-07-29.5	2/29/2012	1031	-0.20	- 0.21	0.0	0.0	11.6	5.5	17.6	85.2	62.7	22.5	
VMP-07-29.5	3/21/2012	1036	-0.01	- 0.03	0.0	0.0	10.9	5.4	19.4	385	262	123	
VMP-07-29.5	4/18/2012	1030	-0.23	-0.18	0.0	0.0	8.1	12.2	1.2	10.2	5.4	4.8	
VMP-07-29.5	5/16/2012	1417	-0.22	-0.22	0.0	0.0	6.3	15.2	2.0	1.5	0.0	1.5	
VMP-07-29.5	6/20/2012	947	-0.21	-0.23	0.0	0.0	5.8	15.8	0.9	2.7	0.0	2.7	
VMP-07-29.5	7/18/2012	1326	-0.02	0.00	0.0	0.0	5.1	16.4	1.2	4.2	0.0	4.2	
VMP-07-29.5	8/15/2012	911	-0.22	-0.23	0.0	0.0	5.5	16.2	0.8	10.2	9.3	0.8	
VMP-07-29.5	9/19/2012	1429	-0.18	-0.15	0.0	0.0	4.8	16.5	0.7	4.8	0.0	4.8	
VMP-07-29.5	10/17/2012	1026	-0.34	-0.31	0.0	0.0	4.5	17.0	0.4	2.3	0.0	2.3	
VMP-07-29.5	11/20/2012	1331	-0.25	-0.31	0.0	0.0	3.8	17.1	0.5	1.5	0.0	1.5	
VMP-07-29.5	12/19/2012	1249	-0.18	-0.02	0.0	0.0	4.2	17.2	0.2	3.5	0.0	3.5	
VMP-07-29.5	1/16/2013	1332	-0.16	-0.06	0.0	0.0	1.3	19.5	0.2	18.0	13.1	4.9	
VMP-07-29.5	2/26/2013	1440	0.00	-0.30	0.0	0.0	3.8	16.2	0.2	3.0	0.0	3.0	
VMP-07-29.5	3/20/2013	NM	NM	NM	NM	NM	NM	NM	NM	NM	NM	NM	Water encountered during sampling.

SEE LAST PAGE OF TABLE FOR NOTES

TABLE 10
SVE SYSTEM MONTHLY MONITORING - VMP SAMPLING DATA

Sample ID	Date	Initial Reading Time (24-Hour)	Vacuum/Pressure		Fixed Gases				Soil Vapor Concentrations				Comments
			Initial Reading (Inches of H_2O)	Stabilized Reading (Inches of H_2O)	CH4 (%)	LEL (%)	CO_2 (%)	O_2 (%)	PID (ppmv)	THC (ppmv)	CH4 (ppmv)	PHC (ppmv)	
VMP-07-38	2/6/2012	1054	-0.32	-0.16	5.9	OVR	16.0	1.2	232	11490	11070	420	
VMP-07-38	2/7/2012	1044	-0.24	-0.28	5.6	OVR	15.9	1.4	259	7940	5800	2140	
VMP-07-38	2/8/2012	935	-0.42	-0.44	2.5	57.0	15.6	1.7	214	6980	4460	2520	
VMP-07-38	2/15/2012	1413	-0.02	-0.36	0.0	1.0	13.6	1.8	16.2	715	696	19.4	
VMP-07-38	2/22/2012	1044	-0.08	0.00	0.2	5.0	14.9	1.0	78.7	395	145	250	
VMP-07-38	2/29/2012	1035	-0.18	0.00	0.3	7.0	14.3	1.0	87.1	403	110	293	
VMP-07-38	3/21/2012	1040	-0.12	- 0.04	0.0	0.0	13.0	2.5	26.8	416	284	132	
VMP-07-38	4/18/2012	1110	-0.21	-0.10	0.0	0.0	7.0	13.0	6.8	11.0	6.0	5.0	
VMP-07-38	5/16/2012	1422	-0.03	-0.06	0.0	0.0	0.5	20.4	0.7	0.5	0.0	0.5	
VMP-07-38	6/20/2012	948	-0.06	-0.06	0.0	0.0	0.8	20.0	0.4	3.5	0.0	3.5	
VMP-07-38	7/18/2012	1327	0.00	0.00	0.0	0.0	0.1	20.7	1.0	4.7	0.0	4.7	
VMP-07-38	8/15/2012	916	-0.04	-0.04	0.0	0.0	0.4	20.5	0.6	3.7	0.0	3.7	
VMP-07-38	9/19/2012	1429	-0.23	-0.03	0.0	0.0	0.5	20.1	0.7	3.4	0.0	3.4	
VMP-07-38	10/17/2012	1030	0.00	-0.13	0.0	0.0	0.8	20.1	0.6	2.2	0.0	2.2	
VMP-07-38	11/20/2012	1334	-0.16	-0.17	0.0	0.0	3.2	18.0	0.4	2.8	0.0	2.8	
VMP-07-38	12/19/2012	1250	-0.03	0.00	0.0	0.0	0.9	20.2	0.1	1.8	0.0	1.8	
VMP-07-38	1/16/2013	1336	-1.63	-0.03	0.0	0.0	1.1	19.7	0.2	4.8	0.0	4.8	
VMP-07-38	2/26/2013	1441	-0.32	-0.36	0.0	0.0	0.5	20.2	0.1	2.0	0.0	2.0	
VMP-07-38	3/20/2013	NM	NM	NM	NM	NM	NM	NM	NM	NM	NM	NM	Water encountered during sampling.
VMP-09-5	2/6/2012	1108	-0.02	0.00	0.0	0.0	2.0	19.0	1.2	1.0	0.0	1.0	
VMP-09-5	2/7/2012	1100	-0.50	0.00	0.0	0.0	1.4	19.9	1.8	0.3	0.0	0.3	
VMP-09-5	2/8/2012	949	-0.07	-0.01	0.0	0.0	0.9	20.6	0.5	0.0	0.0	0.0	
VMP-09-5	2/15/2012	1458	-0.03	-0.02	0.0	0.0	0.8	20.8	0.9	4.1	0.0	4.1	
VMP-09-5	2/22/2012	1127	0.00	0.00	0.0	0.0	1.0	20.5	1.2	4.3	0.0	4.3	
VMP-09-5	2/29/2012	1319	0.00	- 0.05	0.0	0.0	1.5	19.7	1.5	20.7	1.4	19.3	
VMP-09-5	3/21/2012	1052	-0.01	- 0.01	0.0	0.0	0.8	19.6	0.7	0.0	0.0	0.0	
VMP-09-5	4/18/2012	1051	-0.01	0.00	0.0	0.0	0.3	20.6	0.4	3.0	0.0	3.0	
VMP-09-5	5/16/2012	1303	0.00	-0.04	0.0	0.0	0.4	20.4	0.7	0.0	0.0	0.0	
VMP-09-5	6/20/2012	906	0.00	-0.02	0.0	0.0	0.7	20.1	0.5	2.3	0.0	2.3	
VMP-09-5	7/18/2012	906	-0.02	NM	0.0	0.0	0.5	20.4	0.4	1.4	0.0	1.4	
VMP-09-5	8/15/2012	835	-0.04	-0.02	0.0	0.0	0.5	20.3	0.6	3.2	0.0	3.2	
VMP-09-5	9/19/2012	1131	-0.02	-0.02	0.0	0.0	0.7	20.1	0.5	1.6	0.0	1.6	
VMP-09-5	10/17/2012	1320	-0.01	0.00	0.0	0.0	0.3	20.5	0.6	0.8	0.0	0.8	
VMP-09-5	11/20/2012	1355	-0.04	-0.01	0.0	0.0	0.2	20.7	0.4	0.7	0.0	0.7	
VMP-09-5	12/19/2012	1208	-0.01	0.00	0.0	0.0	0.2	20.8	0.1	0.5	0.0	0.5	
VMP-09-5	1/16/2013	1046	-0.01	-0.02	0.0	0.0	0.1	20.8	0.1	0.8	0.0	0.8	
VMP-09-5	2/25/2013	953	-0.03	0.00	0.0	0.0	0.2	20.7	0.3	0.6	0.0	0.6	
VMP-09-5	3/20/2013	1443	-0.05	0.00	0.0	0.0	0.1	20.8	0.7	2.6	0.0	2.6	

SEE LAST PAGE OF TABLE FOR NOTES

TABLE 10
SVE SYSTEM MONTHLY MONITORING - VMP SAMPLING DATA

Sample ID	Date	Initial Reading Time (24-Hour)	Vacuum/Pressure		Fixed Gases				Soil Vapor Concentrations				Comments
			Initial Reading (Inches of H_2O)	Stabilized Reading (Inches of H_2O)	CH4 (%)	LEL (%)	CO_2 (%)	O_2 (%)	PID (ppmv)	THC (ppmv)	CH4 (ppmv)	PHC (ppmv)	
VMP-09-11.5	2/6/2012	1114	-0.05	-0.02	0.0	0.0	6.1	14.3	1.5	0.1	0.0	0.1	
VMP-09-11.5	2/7/2012	1105	-0.13	-0.07	0.0	0.0	4.5	16.8	2.2	0.0	0.0	0.0	
VMP-09-11.5	2/8/2012	954	-0.17	-0.14	0.0	0.0	3.3	18.6	0.7	0.0	0.0	0.0	
VMP-09-11.5	2/15/2012	1459	-0.11	-0.05	0.0	0.0	2.1	19.9	0.8	3.4	0.0	3.4	
VMP-09-11.5	2/22/2012	1131	0.00	0.02	0.0	0.0	2.5	19.0	1.2	1.9	0.0	1.9	
VMP-09-11.5	2/29/2012	1324	0.00	- 0.05	0.0	0.0	0.2	20.9	1.2	14.3	2.2	12.1	
VMP-09-11.5	3/21/2012	1056	-0.04	0.00	0.0	0.0	1.1	19.4	0.6	0.0	0.0	0.0	
VMP-09-11.5	4/18/2012	1056	-0.07	-0.06	0.0	0.0	0.8	20.1	0.4	2.7	0.0	2.7	
VMP-09-11.5	5/16/2012	1303	-0.05	-0.04	0.0	0.0	1.2	19.7	0.9	0.0	0.0	0.0	
VMP-09-11.5	6/20/2012	907	-0.08	-0.50	0.0	0.0	1.4	19.9	0.4	0.8	0.0	0.8	
VMP-09-11.5	7/18/2012	907	-0.12	-0.02	0.0	0.0	1.2	19.8	0.5	0.7	0.0	0.7	
VMP-09-11.5	8/15/2012	840	-0.11	-0.08	0.0	0.0	1.1	19.7	0.5	2.7	0.0	2.7	
VMP-09-11.5	9/19/2012	1132	-0.09	-0.10	0.0	0.0	1.0	19.8	0.7	0.9	0.0	0.9	
VMP-09-11.5	10/17/2012	1321	-0.07	-0.05	0.0	0.0	0.6	20.1	0.4	0.9	0.0	0.9	
VMP-09-11.5	11/20/2012	1358	-0.14	-0.45	0.0	0.0	0.3	20.6	0.2	0.3	0.0	0.3	
VMP-09-11.5	12/19/2012	1209	-0.01	0.06	0.0	0.0	0.4	20.4	0.1	0.3	0.0	0.3	
VMP-09-11.5	1/16/2013	1050	-0.02	-0.03	0.0	0.0	0.3	20.6	0.1	1.1	0.0	1.1	
VMP-09-11.5	2/25/2013	955	-0.08	-0.03	0.0	0.0	0.3	20.6	0.2	0.3	0.0	0.3	
VMP-09-11.5	3/20/2013	1448	-0.09	-0.07	0.0	0.0	0.1	20.8	0.7	2.3	0.0	2.3	
VMP-09-25.5	2/6/2012	1119	-0.12	-0.07	0.0	0.0	14.9	2.0	1.6	55.0	46.6	8.4	
VMP-09-25.5	2/7/2012	1110	-0.28	-0.19	0.0	0.0	13.6	4.3	2.6	0.1	0.0	0.1	
VMP-09-25.5	2/8/2012	959	-0.38	-0.32	0.0	0.0	11.7	7.3	0.8	0.0	0.0	0.0	
VMP-09-25.5	2/15/2012	1500	-0.25	-0.11	0.0	0.0	9.5	11.1	0.8	81.0	59.0	22.0	
VMP-09-25.5	2/22/2012	1136	0.07	0.05	0.0	0.0	10.1	11.4	1.7	14.4	11.0	3.4	
VMP-09-25.5	2/29/2012	1328	0.00	- 0.02	0.0	0.0	8.4	13.0	2.0	4.2	0.0	4.2	
VMP-09-25.5	3/21/2012	1059	-0.10	0.00	0.0	0.0	5.9	14.6	0.8	0.0	0.0	0.0	
VMP-09-25.5	4/18/2012	1059	-0.16	-0.15	0.0	0.0	3.1	18.5	0.3	2.6	0.0	2.6	
VMP-09-25.5	5/16/2012	1303	-0.16	-0.15	0.0	0.0	2.7	18.2	0.5	0.0	0.0	0.0	
VMP-09-25.5	6/20/2012	908	-0.26	-0.19	0.0	0.0	2.7	18.3	0.4	0.7	0.0	0.7	
VMP-09-25.5	7/18/2012	908	-0.28	-0.31	0.0	0.0	2.9	18.5	0.6	0.0	0.0	0.0	
VMP-09-25.5	8/15/2012	845	-0.25	-0.19	0.0	0.0	2.8	18.7	0.4	2.0	0.0	2.0	
VMP-09-25.5	9/19/2012	1133	-0.23	-0.21	0.0	0.0	2.2	18.9	0.8	1.1	0.0	1.1	
VMP-09-25.5	10/17/2012	1322	-0.17	-0.12	0.0	0.0	1.8	19.4	0.4	0.9	0.0	0.9	
VMP-09-25.5	11/20/2012	1401	-0.31	-0.34	0.0	0.0	1.2	20.0	0.3	0.7	0.0	0.7	
VMP-09-25.5	12/19/2012	1210	-0.01	0.11	0.0	0.0	1.8	19.7	0.2	0.2	0.0	0.2	
VMP-09-25.5	1/16/2013	1357	-0.05	-0.03	0.0	0.0	1.7	19.7	0.1	1.0	0.0	1.0	
VMP-09-25.5	2/25/2013	1000	-0.16	-0.08	0.0	0.0	1.2	19.9	0.3	0.3	0.0	0.3	
VMP-09-25.5	3/20/2013	1459	-0.20	-0.15	0.0	0.0	0.8	20.4	0.4	0.7	0.0	0.7	

SEE LAST PAGE OF TABLE FOR NOTES

TABLE 10
SVE SYSTEM MONTHLY MONITORING - VMP SAMPLING DATA

Sample ID	Date	Initial Reading Time (24-Hour)	Vacuum/Pressure		Fixed Gases				Soil Vapor Concentrations				Comments
			Initial Reading (Inches of H_2O)	Stabilized Reading (Inches of H_2O)	CH4 (%)	LEL (%)	CO_2 (%)	O_2 (%)	PID (ppmv)	THC (ppmv)	CH4 (ppmv)	PHC (ppmv)	
VMP-09-38.5	2/6/2012	1123	-0.12	-0.04	0.5	10.0	16.3	0.7	39.3	3100	3080	20.0	
VMP-09-38.5	2/7/2012	1115	-0.26	-0.18	0.3	6.0	15.8	1.0	41.0	1800	1280	520	
VMP-09-38.5	2/8/2012	1003	-0.37	-0.31	0.1	3.0	15.2	2.0	29.7	1000	790	210	
VMP-09-38.5	2/15/2012	1501	-0.43	-0.31	0.0	0.0	14.7	1.4	12.0	190	139	50.8	
VMP-09-38.5	2/22/2012	1141	0.22	- 0.21	0.0	0.0	14.5	1.1	17.8	59.6	32.2	27.4	
VMP-09-38.5	2/29/2012	1332	-0.09	- 0.18	0.0	0.0	13.5	2.9	10.5	92.6	63.8	28.8	
VMP-09-38.5	3/21/2012	1109	-0.08	0.00	0.0	0.0	11.5	8.2	1.5	0.0	0.0	0.0	
VMP-09-38.5	4/18/2012	1102	-0.16	-0.15	0.0	0.0	7.2	14.6	0.8	5.2	0.0	5.2	
VMP-09-38.5	5/16/2012	1303	-0.16	-0.15	0.0	0.0	6.2	15.6	0.8	0.0	0.0	0.0	
VMP-09-38.5	6/20/2012	909	-0.29	-0.18	0.0	0.0	5.3	15.9	0.7	1.8	0.0	1.8	
VMP-09-38.5	7/18/2012	909	-0.29	-0.21	0.0	0.0	5.5	16.1	0.7	0.5	0.0	0.5	
VMP-09-38.5	8/15/2012	850	-0.25	-0.19	0.0	0.0	5.7	16.6	0.5	4.9	0.0	4.9	
VMP-09-38.5	9/19/2012	1134	-0.20	-0.23	0.0	0.0	5.7	14.7	0.9	2.3	0.0	2.3	
VMP-09-38.5	10/17/2012	1323	-0.18	-0.09	0.0	0.0	6.3	13.8	12.1	65.9	23.5	42.4	
VMP-09-38.5	11/20/2012	1404	-0.32	-0.35	0.0	0.0	5.5	15.9	0.4	1.0	0.0	1.0	
VMP-09-38.5	12/19/2012	1211	-0.02	0.14	0.0	0.0	5.9	15.5	0.2	0.9	0.0	0.9	
VMP-09-38.5	1/16/2013	1058	-0.04	-0.05	0.0	0.0	5.9	15.9	0.1	1.3	0.0	1.3	
VMP-09-38.5	2/25/2013	1000	-0.17	-0.07	0.0	0.0	5.6	15.7	0.3	0.4	0.0	0.4	
VMP-09-38.5	3/20/2013	1509	-0.20	-0.16	0.0	0.0	4.8	17.4	0.6	1.9	0.0	1.9	
VMP-10-5	12/5/2012	1455	-0.01	-0.08	0.0	0.0	1.6	19.1	0.2	1.0	0.0	1.0	Initail sample after Public Works SVE startup.
VMP-10-5	12/6/2012	1317	0.00	-0.01	0.0	0.0	1.2	19.7	0.2	0.3	0.0	0.3	
VMP-10-5	12/13/2012	1353	-0.03	-0.03	0.0	0.0	0.4	20.5	0.1	0.6	0.0	0.6	
VMP-10-5	12/19/2012	1324	-0.04	-0.16	0.0	0.0	0.3	20.6	0.3	0.9	0.0	0.9	
VMP-10-5	1/16/2013	931	-0.03	-0.06	0.0	0.0	0.1	20.9	0.1	0.8	0.0	0.8	
VMP-10-5	2/25/2013	1040	-0.02	-0.06	0.0	0.0	0.1	20.8	0.3	2.1	0.0	2.1	
VMP-10-5	3/20/2013	1403	-0.02	0.00	0.0	0.0	0.0	20.9	0.5	3.1	0.0	3.1	
VMP-10-10	12/5/2012	1505	-0.04	-0.09	0.0	0.0	2.2	18.4	0.3	0.8	0.0	0.8	Initail sample after Public Works SVE startup.
VMP-10-10	12/6/2012	1317	-0.03	-0.02	0.0	0.0	2.1	18.5	0.1	1.0	0.0	1.0	
VMP-10-10	12/13/2012	1357	-0.05	-0.02	0.0	0.0	0.8	20.1	0.2	0.4	0.0	0.4	
VMP-10-10	12/19/2012	1328	-0.15	-0.20	0.0	0.0	0.5	20.5	0.2	0.3	0.0	0.3	
VMP-10-10	1/16/2013	932	-0.04	-0.20	0.0	0.0	0.2	20.8	0.1	1.4	0.0	1.4	
VMP-10-10	2/25/2013	1045	-0.03	-0.07	0.0	0.0	0.1	20.7	0.2	1.6	0.0	1.6	
VMP-10-10	3/20/2013	1407	-0.03	0.00	0.0	0.0	0.0	20.9	0.3	1.6	0.0	1.6	
VMP-10-20	12/5/2012	1507	-0.08	-0.11	0.0	0.0	4.1	16.0	0.4	0.2	0.0	0.2	Initail sample after Public Works SVE startup.
VMP-10-20	12/6/2012	1318	-0.04	-0.03	0.0	0.0	3.8	16.4	0.3	0.6	0.0	0.6	
VMP-10-20	12/13/2012	1401	-0.03	-0.03	0.0	0.0	2.5	18.8	0.4	0.3	0.0	0.3	
VMP-10-20	12/19/2012	1332	-0.05	-0.09	0.0	0.0	1.7	19.5	0.2	0.4	0.0	0.4	
VMP-10-20	1/16/2013	933	-0.04	-0.07	0.0	0.0	0.6	20.5	0.2	1.0	0.0	1.0	
VMP-10-20	2/25/2013	1050	-0.03	-0.08	0.0	0.0	0.3	20.6	0.3	1.4	0.0	1.4	
VMP-10-20	3/20/2013	1411	-0.05	-0.01	0.0	0.0	0.2	20.8	0.3	1.4	0.0	1.4	

SEE LAST PAGE OF TABLE FOR NOTES

TABLE 10
SVE SYSTEM MONTHLY MONITORING - VMP SAMPLING DATA

Sample ID	Date	Initial Reading Time (24-Hour)	Vacuum/Pressure		Fixed Gases				Soil Vapor Concentrations				Comments
			Initial Reading (Inches of H_2O)	Stabilized Reading (Inches of H_2O)	CH4 (%)	LEL (%)	CO_2 (%)	O_2 (%)	PID (ppmv)	THC (ppmv)	CH4 (ppmv)	PHC (ppmv)	
VMP-10-30	12/5/2012	1512	-0.08	-0.11	0.0	0.0	6.1	13.8	0.5	6.2	2.7	3.5	Initail sample after Public Works SVE startup.
VMP-10-30	12/6/2012	1318	-0.04	-0.04	0.0	0.0	5.9	14.0	0.2	1.9	0.0	1.9	
VMP-10-30	12/13/2012	1403	-0.03	-0.04	0.0	0.0	5.2	15.7	0.4	2.0	1.0	1.0	
VMP-10-30	12/19/2012	1336	-0.05	-0.12	0.0	0.0	4.4	16.6	0.3	3.1	0.0	3.1	
VMP-10-30	1/16/2013	934	-0.06	-0.09	0.0	0.0	2.6	18.8	0.2	1.2	0.0	1.2	
VMP-10-30	2/25/2013	1055	-0.04	-0.10	0.0	0.0	1.7	19.2	0.3	1.0	0.0	1.0	
VMP-10-30	3/20/2013	1415	-0.06	-0.01	0.0	0.0	1.5	19.8	0.4	1.2	0.0	1.2	
VMP-11-5	12/3/2012	1542	-0.03	-0.02	0.0	0.0	1.4	18.8	0.3	3.3	0.0	3.3	Initail sample after Public Works SVE startup.
VMP-11-5	12/4/2012	1350	-0.05	-0.05	0.0	0.0	1.2	19.9	0.3	1.2	0.0	1.2	
VMP-11-5	12/13/2012	1521	-0.10	-0.04	0.0	0.0	0.7	20.2	0.1	0.5	0.0	0.5	
VMP-11-5	12/19/2012	1433	-0.02	-0.05	0.0	0.0	0.7	20.4	0.4	2.1	0.0	2.1	
VMP-11-5	1/16/2013	1515	-0.01	-0.01	0.0	0.0	0.3	20.6	0.8	6.2	0.0	6.2	
VMP-11-5	2/25/2013	907	-0.03	-0.03	0.0	0.0	0.2	20.7	3.4	8.6	0.0	8.6	
VMP-11-5	3/20/2013	1550	-0.05	-0.05	0.0	0.0	0.1	20.8	1.5	4.3	0.0	4.3	
VMP-11-8	12/3/2012	1543	-0.05	-0.04	0.0	0.0	2.6	17.4	0.3	2.2	0.0	2.2	Initail sample after Public Works SVE startup.
VMP-11-8	12/4/2012	1351	-0.08	-0.08	0.0	0.0	2.6	18.6	0.4	1.0	0.0	1.0	
VMP-11-8	12/13/2012	1532	-0.11	-0.03	0.0	0.0	1.8	19.0	0.3	0.2	0.0	0.2	
VMP-11-8	12/19/2012	1437	-0.02	-0.07	0.0	0.0	1.8	19.0	0.5	1.4	0.0	1.4	
VMP-11-8	1/16/2013	1519	-0.02	-0.02	0.0	0.0	1.2	19.5	0.6	3.5	0.0	3.5	
VMP-11-8	2/25/2013	914	-0.07	-0.14	0.0	0.0	0.7	20.0	3.6	7.7	0.0	7.7	
VMP-11-8	3/20/2013	1554	-0.08	-0.08	0.0	0.0	0.4	20.6	0.6	2.6	0.0	2.6	
VMP-11-29	12/3/2012	1544	-0.41	-0.35	0.0	0.0	4.8	16.7	0.4	2.9	0.0	2.9	Initail sample after Public Works SVE startup.
VMP-11-29	12/4/2012	1352	-0.54	-0.57	0.0	0.0	5.0	16.7	0.4	0.8	0.0	0.8	
VMP-11-29	12/13/2012	1542	-0.33	-0.29	0.0	0.0	4.7	17.3	0.3	0.4	0.0	0.4	
VMP-11-29	12/19/2012	1441	-0.18	-0.29	0.0	0.0	4.4	17.5	0.4	1.2	0.0	1.2	
VMP-11-29	1/16/2013	1523	-0.10	-0.11	0.0	0.0	3.2	18.6	1.2	9.8	0.0	9.8	
VMP-11-29	2/25/2013	919	-0.38	-0.38	0.0	0.0	2.3	19.2	2.2	5.2	0.0	5.2	
VMP-11-29	3/20/2013	1558	-0.43	-0.40	0.0	0.0	2.0	19.6	0.9	2.2	0.0	2.2	
VMP-11-38	12/3/2012	1545	-0.40	-0.36	0.0	0.0	10.6	10.6	0.6	13.8	12.7	1.1	Initail sample after Public Works SVE startup.
VMP-11-38	12/4/2012	1353	-0.52	-0.56	0.0	0.0	9.5	11.9	0.5	7.4	7.3	0.1	
VMP-11-38	12/13/2012	1546	-0.34	-0.28	0.0	0.0	10.2	11.2	0.5	13.6	13.6	0.0	
VMP-11-38	12/19/2012	1445	-0.16	-0.27	0.0	0.0	10.1	11.3	0.5	8.1	8.1	0.0	
VMP-11-38	1/16/2013	1527	-0.10	-0.11	0.0	0.0	8.7	12.9	1.2	12.8	8.5	4.3	
VMP-11-38	2/25/2013	924	-0.38	-0.38	0.0	0.0	7.6	14.1	2.2	11.2	9.4	1.8	
VMP-11-38	3/20/2013	1602	-0.42	-0.38	0.0	0.0	6.4	15.9	1.2	6.1	1.3	4.8	

SEE LAST PAGE OF TABLE FOR NOTES

TABLE 10
SVE SYSTEM MONTHLY MONITORING - VMP SAMPLING DATA

Sample ID	Date	Initial Reading Time (24-Hour)	Vacuum/Pressure		Fixed Gases				Soil Vapor Concentrations				Comments
			Initial Reading (Inches of H_2O)	Stabilized Reading (Inches of H_2O)	CH4 (%)	LEL (%)	CO_2 (%)	O_2 (%)	PID (ppmv)	THC (ppmv)	CH4 (ppmv)	PHC (ppmv)	
VMP-12-5	2/6/2012	1020	-0.14	-0.07	23.1	OVR	11.9	1.0	35.9	125000	100000	25000	
VMP-12-5	2/7/2012	822	-0.29	-0.21	0.1	3.0	10.8	4.5	21.3	912	880	31.9	
VMP-12-5	2/8/2012	826	-0.28	-0.26	0.0	0.0	5.6	16.6	4.5	9.1	0.0	9.1	
VMP-12-5	2/15/2012	850	-0.12	-0.19	0.0	0.0	3.1	18.0	15.0	101	8.1	92.9	
VMP-12-5	2/22/2012	1025	0.08	0.05	1.8	36.0	4.2	9.4	21.8	15310	12780	2530	
VMP-12-5	2/29/2012	1409	0.07	0.08	OVR	OVR	8.9	1.1	31.1	884000	790000	94000	
VMP-12-5	3/6/2012	925	-0.05	- 0.02	0.2	5.0	8.5	5.0	2.6	1300	1300	0.0	Benzene Reading: 2.8 ppm
VMP-12-5	3/7/2012	850	-0.07	- 0.03	8.9	OVR	9.2	2.8	15.7	49330	35700	13630	Benzene Reading: 0.0 ppm
VMP-12-5	3/21/2012	840	-0.23	- 0.36	0.0	0.0	4.2	12.6	0.4	339	176	163	
VMP-12-5	4/18/2012	1120	-0.35	-0.25	0.0	0.0	2.6	15.3	1.3	4.4	0.0	4.4	
VMP-12-5	5/16/2012	821	-1.28	-1.20	0.0	0.0	2.5	18.5	2.9	3.9	0.0	3.9	
VMP-12-5	6/20/2012	900	-0.28	-0.23	0.0	0.0	0.4	20.5	0.8	0.5	0.0	0.5	
VMP-12-5	7/18/2012	935	-0.20	-0.17	0.0	0.0	0.1	20.8	0.7	3.1	0.0	3.1	
VMP-12-5	8/15/2012	846	-0.30	-0.26	0.0	0.0	0.2	20.8	0.5	4.4	0.0	4.4	
VMP-12-5	9/19/2012	925	-0.65	-0.48	0.0	0.0	0.3	20.2	0.4	1.6	0.0	1.6	
VMP-12-5	10/17/2012	859	-0.54	-0.49	0.0	0.0	0.1	20.8	0.2	1.2	0.0	1.2	
VMP-12-5	11/20/2012	923	-0.79	-0.70	0.0	0.0	0.0	20.9	0.5	2.9	0.0	2.9	
VMP-12-5	12/19/2012	830	-0.46	-0.48	0.0	0.0	0.3	20.1	0.1	0.3	0.0	0.3	
VMP-12-5	1/16/2013	915	-0.37	-0.21	0.0	0.0	0.1	20.6	0.1	0.5	0.0	0.5	
VMP-12-5	2/25/2013	1255	-0.11	0.08	0.0	0.0	0.0	20.9	0.1	0.2	0.0	0.2	
VMP-12-5	3/20/2013	941	-1.21	-1.91	0.0	0.0	0.1	20.0	0.1	0.3	0.0	0.3	
VMP-12-11.5	2/6/2012	1021	-0.25	-0.17	23.4	OVR	13.7	1.3	28.6	108000	100000	8000	
VMP-12-11.5	2/7/2012	823	-0.67	-0.37	0.1	2.0	7.0	15.2	9.6	1085	744	341	
VMP-12-11.5	2/8/2012	827	-0.56	-0.48	0.0	0.0	3.1	18.3	4.5	831	807	24.5	
VMP-12-11.5	2/15/2012	851	-0.20	-0.17	2.1	43.0	6.3	12.0	9.4	20750	18300	2450	
VMP-12-11.5	2/22/2012	1026	0.13	0.11	OVR	OVR	10.7	3.9	34.5	748000	748000	0.0	
VMP-12-11.5	2/29/2012	1410	0.13	0.09	OVR	OVR	11.2	3.2	32.4	1000000	1000000	0.0	
VMP-12-11.5	3/6/2012	928	-0.13	- 0.09	OVR	OVR	10.9	1.9	30.0	1000000	504000	496000	Benzene Reading: 6.9 ppm
VMP-12-11.5	3/7/2012	851	-0.10	- 0.07	67.2	OVR	9.0	1.9	28.3	185000	73000	112000	Benzene Reading: 5.7 ppm
VMP-12-11.5	3/21/2012	841	-0.50	- 0.05	0.8	16.0	4.4	14.7	0.5	8400	8400	0.0	
VMP-12-11.5	4/18/2012	1121	-0.43	-0.36	1.6	33.0	7.8	8.4	4.4	18000	16100	1900	
VMP-12-11.5	5/16/2012	821	-0.72	-0.69	0.0	0.0	1.7	19.0	3.9	36.4	12.2	24.2	
VMP-12-11.5	6/20/2012	904	-0.65	-0.54	0.0	0.0	0.4	20.4	0.4	0.0	0.0	0.0	
VMP-12-11.5	7/18/2012	939	-0.52	-0.46	0.0	0.0	0.1	20.8	0.8	3.2	0.0	3.2	
VMP-12-11.5	8/15/2012	850	-0.57	-0.48	0.0	0.0	0.2	20.8	0.6	3.6	0.0	3.6	
VMP-12-11.5	9/19/2012	925	-0.98	-0.80	0.0	0.0	0.1	20.7	0.9	3.3	0.0	3.3	
VMP-12-11.5	10/17/2012	900	-0.90	-0.74	0.0	0.0	0.1	20.9	0.3	2.3	0.0	2.3	
VMP-12-11.5	11/20/2012	924	-1.30	-1.16	0.0	0.0	0.0	20.9	0.6	2.4	0.0	2.4	
VMP-12-11.5	12/19/2012	834	-0.55	-0.61	0.0	0.0	0.3	20.6	0.1	0.6	0.0	0.6	
VMP-12-11.5	1/16/2013	920	-0.48	-0.28	0.0	0.0	0.2	20.7	0.1	1.6	0.0	1.6	
VMP-12-11.5	2/25/2013	1259	-0.93	0.05	0.0	0.0	2.9	13.8	0.2	0.8	0.0	0.8	
VMP-12-11.5	3/20/2013	947	-1.22	-1.15	0.0	0.0	1.3	18.3	0.3	2.8	0.0	2.8	

SEE LAST PAGE OF TABLE FOR NOTES

TABLE 10
SVE SYSTEM MONTHLY MONITORING - VMP SAMPLING DATA

Sample ID	Date	Initial Reading Time (24-Hour)	Vacuum/Pressure		Fixed Gases				Soil Vapor Concentrations				Comments
			Initial Reading (Inches of H_2O)	Stabilized Reading (Inches of H_2O)	CH4 (%)	LEL (%)	CO_2 (%)	O_2 (%)	PID (ppmv)	THC (ppmv)	CH4 (ppmv)	PHC (ppmv)	
VMP-12-25	2/6/2012	1022	-0.43	-0.21	OVR	OVR	12.8	0.9	76.3	1000000	453000	547000	
VMP-12-25	2/7/2012	824	-0.85	-0.43	OVR	OVR	12.1	2.0	69.6	821000	525000	296000	
VMP-12-25	2/8/2012	828	-0.59	-0.50	OVR	OVR	12.1	1.5	67.1	684000	598000	86000	
VMP-12-25	2/15/2012	852	-0.19	-0.37	OVR	OVR	12.2	1.5	50.0	850000	850000	0.0	
VMP-12-25	2/22/2012	1027	0.18	0.16	OVR	OVR	12.0	1.3	50.3	1000000	1000000	0.0	
VMP-12-25	2/29/2012	1411	-0.44	-0.34	OVR	OVR	12.4	1.5	50.3	1000000	950000	50000	
VMP-12-25	3/6/2012	931	-0.55	- 0.34	OVR	OVR	11.5	1.3	51.6	1000000	1000000	0.0	Benzene Reading: 23.0 ppm
VMP-12-25	3/7/2012	852	-0.30	- 0.17	OVR	OVR	12.1	1.7	43.7	957000	666000	291000	Benzene Reading: 19.4 ppm
VMP-12-25	3/21/2012	842	-0.60	- 0.62	OVR	OVR	11.5	0.5	37.8	1000000	1000000	0.0	
VMP-12-25	4/18/2012	1122	-0.54	-0.46	OVR	OVR	9.5	1.0	45.0	624000	444000	180000	
VMP-12-25	5/16/2012	822	-0.86	-0.83	OVR	OVR	9.1	2.1	46.1	271000	222000	49000	
VMP-12-25	6/20/2012	908	-0.88	-0.73	48.3	OVR	9.4	1.4	62.0	108000	83000	25000	
VMP-12-25	7/18/2012	949	-0.80	-0.68	30.4	OVR	10.1	1.8	74.5	58500	46700	11800	
VMP-12-25	8/15/2012	855	-0.93	-0.77	12.7	OVR	13.7	0.7	84.0	20800	20200	600	
VMP-12-25	9/19/2012	925	-1.51	-1.30	0.9	18.0	12.4	3.8	29.2	8000	6100	1900	
VMP-12-25	10/17/2012	901	-1.29	-1.17	11.5	OVR	13.5	0.7	98.5	24100	18400	5700	
VMP-12-25	11/20/2012	929	-1.96	-1.84	0.1	2.0	6.0	11.1	24.9	324	83.0	241	
VMP-12-25	12/19/2012	838	-0.67	-0.77	23.2	OVR	13.1	1.1	46.9	106000	91000	15000	
VMP-12-25	1/16/2013	925	-0.61	-0.36	27.0	OVR	12.7	1.3	46.5	116000	93000	23000	
VMP-12-25	2/25/2013	1304	-0.20	-0.80	57.2	OVR	13.0	1.0	29.2	171000	134000	37000	
VMP-12-25	3/20/2013	1000	-0.67	-1.30	34.2	OVR	11.8	1.2	17.4	257000	234000	23000	
VMP-12-39	2/6/2012	1023	-0.07	0.07	OVR	OVR	12.9	1.0	69.8	1000000	772000	228000	
VMP-12-39	2/7/2012	825	-0.48	-0.40	OVR	OVR	12.3	2.0	57.1	881000	867000	14000	
VMP-12-39	2/8/2012	829	-0.60	-0.51	OVR	OVR	12.2	2.0	60.1	802000	494000	308000	
VMP-12-39	2/15/2012	853	-0.19	-0.39	OVR	OVR	12.5	1.0	45.7	1000000	1000000	0.0	
VMP-12-39	2/22/2012	1028	0.17	0.20	OVR	OVR	12.3	1.2	40.9	1000000	1000000	0.0	
VMP-12-39	2/29/2012	1412	-0.06	0.09	OVR	OVR	11.8	2.5	47.3	1000000	1000000	0.0	
VMP-12-39	3/6/2012	935	-0.03	- 0.03	OVR	OVR	11.8	1.3	57.5	1000000	520000	480000	Benzene Reading: 27.5 ppm
VMP-12-39	3/7/2012	853	-0.10	- 0.03	OVR	OVR	11.8	1.6	49.9	1000000	944000	56000	Benzene Reading: 21.3 ppm
VMP-12-39	3/21/2012	843	-0.63	- 0.66	OVR	OVR	12.3	0.7	42.4	1000000	1000000	0.0	
VMP-12-39	4/18/2012	1123	-0.58	-0.51	OVR	OVR	11.4	1.0	53.3	1000000	800000	200000	
VMP-12-39	5/16/2012	822	-0.93	-0.89	OVR	OVR	10.9	1.5	100	480000	430000	50000	
VMP-12-39	6/20/2012	912	-0.92	-0.79	OVR	OVR	10.1	1.9	117	321000	285000	36000	
VMP-12-39	7/18/2012	944	-0.85	-0.72	OVR	OVR	10.8	1.7	68.0	224000	180000	44000	
VMP-12-39	8/15/2012	900	-0.93	-0.83	OVR	OVR	12.8	0.6	156	142000	122000	20000	
VMP-12-39	9/19/2012	925	-1.57	-1.36	OVR	OVR	13.6	1.5	202	201000	176000	25000	
VMP-12-39	10/17/2012	902	-1.37	-1.24	OVR	OVR	14.0	1.1	151	136000	118000	18000	
VMP-12-39	11/20/2012	930	-2.07	-1.99	69.3	OVR	13.7	0.8	189	146000	117000	29000	
VMP-12-39	12/19/2012	842	-0.71	-0.81	85.0	OVR	14.5	0.8	135	260000	200000	60000	
VMP-12-39	1/16/2013	930	-0.65	-0.05	OVR	OVR	13.9	1.5	100	370000	280000	90000	
VMP-12-39	2/25/2013	1309	-0.23	-0.40	OVR	OVR	14.6	1.5	70.3	560000	233000	327000	
VMP-12-39	3/20/2013	1022	-1.33	-1.20	84.5	OVR	14.0	1.3	26.3	805000	614000	191000	

SEE LAST PAGE OF TABLE FOR NOTES

TABLE 10
SVE SYSTEM MONTHLY MONITORING - VMP SAMPLING DATA

Sample ID	Date	Initial Reading Time (24-Hour)	Vacuum/Pressure		Fixed Gases				Soil Vapor Concentrations				Comments
			Initial Reading (Inches of H_2O)	Stabilized Reading (Inches of H_2O)	CH4 (%)	LEL (%)	CO_2 (%)	O_2 (%)	PID (ppmv)	THC (ppmv)	CH4 (ppmv)	PHC (ppmv)	
VMP-13-5	12/5/2012	1506	-0.10	-0.10	0.0	0.0	0.6	20.4	0.3	1.3	0.0	1.3	Initail sample after Public Works SVE startup.
VMP-13-5	12/6/2012	1413	-0.04	-0.09	0.0	0.0	0.6	20.6	0.1	0.7	0.0	0.7	
VMP-13-5	12/13/2012	1050	-0.06	-0.06	0.0	0.0	0.5	20.7	0.2	0.2	0.0	0.2	
VMP-13-5	12/19/2012	1320	-0.03	-0.06	0.0	0.0	0.3	20.7	0.3	0.6	0.0	0.6	
VMP-13-5	1/16/2013	1433	-0.06	-0.02	0.0	0.0	0.2	20.8	0.2	1.6	0.0	1.6	
VMP-13-5	2/25/2013	940	-0.09	-0.09	0.0	0.0	0.1	20.8	0.3	1.0	0.0	1.0	
VMP-13-5	3/20/2013	1450	-0.10	-0.10	0.0	0.0	0.2	20.8	0.6	2.2	0.0	2.2	
VMP-13-10.5	12/5/2012	1507	-0.21	-0.21	0.0	0.0	1.4	19.7	0.4	0.8	0.0	0.8	Initail sample after Public Works SVE startup.
VMP-13-10.5	12/6/2012	1413	-0.14	-0.23	0.0	0.0	1.4	19.7	0.3	2.1	0.0	2.1	
VMP-13-10.5	12/13/2012	1052	-0.15	-0.13	0.0	0.0	1.0	20.4	0.1	0.9	0.0	0.9	
VMP-13-10.5	12/19/2012	1325	-0.11	-0.17	0.0	0.0	0.8	20.5	0.5	0.4	0.0	0.4	
VMP-13-10.5	1/16/2013	1437	-0.16	-0.06	0.0	0.0	0.4	20.6	0.2	1.0	0.0	1.0	
VMP-13-10.5	2/25/2013	945	-0.20	-0.22	0.0	0.0	0.2	20.7	0.3	1.1	0.0	1.1	
VMP-13-10.5	3/20/2013	1454	-0.21	-0.23	0.0	0.0	0.3	20.7	0.4	1.5	0.0	1.5	
VMP-13-21.5	12/5/2012	1516	-0.52	-0.46	0.0	0.0	12.0	6.0	0.7	2.6	0.0	2.6	Initail sample after Public Works SVE startup.
VMP-13-21.5	12/6/2012	1414	-0.40	-0.54	0.0	0.0	9.1	11.5	0.7	0.5	0.0	0.5	
VMP-13-21.5	12/13/2012	1054	-0.42	-0.37	0.0	0.0	4.3	18.0	0.3	0.3	0.0	0.3	
VMP-13-21.5	12/19/2012	1330	-0.35	-0.44	0.0	0.0	3.0	19.4	0.5	0.2	0.0	0.2	
VMP-13-21.5	1/16/2013	1441	-0.43	-0.14	0.0	0.0	1.7	20.0	0.2	0.9	0.0	0.9	
VMP-13-21.5	2/25/2013	950	-0.50	-0.49	0.0	0.0	0.9	20.4	0.3	1.3	0.0	1.3	
VMP-13-21.5	3/20/2013	1458	-0.51	-0.55	0.0	0.0	0.6	20.6	0.6	1.6	0.0	1.6	
VMP-13-29.5	12/5/2012	1520	-0.41	-0.40	0.0	0.0	15.6	0.9	355	965	525	440	Initail sample after Public Works SVE startup.
VMP-13-29.5	12/6/2012	1415	-0.32	-0.44	0.0	0.0	16.5	1.3	286	417	210	207	
VMP-13-29.5	12/13/2012	1056	-0.30	-0.27	0.0	1.0	13.8	0.7	135	258	110	148	
VMP-13-29.5	12/19/2012	1335	-0.24	-0.34	0.0	0.0	10.9	9.1	1.4	89.9	61.0	28.9	
VMP-13-29.5	1/16/2013	1445	-0.35	-0.12	0.0	0.0	5.9	15.1	69.3	145	60.3	84.7	
VMP-13-29.5	2/25/2013	955	-0.40	-0.43	0.0	0.0	4.0	16.7	265	460	28.1	432	
VMP-13-29.5	3/20/2013	1502	-0.41	-0.42	0.0	0.0	3.5	17.6	190	247	24.1	223	
VMP-14-5	12/11/2012	1504	-0.03	-0.03	0.0	0.0	0.2	20.8	0.3	0.4	0.0	0.4	Initail sample after Public Works SVE startup.
VMP-14-5	12/12/2012	1611	-0.01	0.00	0.0	0.0	0.2	20.8	0.2	0.3	0.0	0.3	
VMP-14-5	12/13/2012	1009	0.00	0.00	0.0	0.0	0.0	20.9	0.1	0.6	0.0	0.6	
VMP-14-5	12/19/2012	1352	-0.01	-0.41	0.0	0.0	0.1	20.6	0.2	0.2	0.0	0.2	
VMP-14-5	1/16/2013	1449	0.00	-0.01	0.0	0.0	0.1	20.8	0.3	1.3	0.0	1.3	
VMP-14-5	2/25/2013	1015	-0.04	0.00	0.0	0.0	0.0	20.9	0.3	0.8	0.0	0.8	
VMP-14-5	3/20/2013	1515	-0.03	-0.04	0.0	0.0	0.0	20.9	0.4	2.3	0.0	2.3	
VMP-14-11.5	12/11/2012	1505	-0.05	-0.04	0.0	0.0	2.0	19.7	0.4	0.6	0.0	0.6	Initail sample after Public Works SVE startup.
VMP-14-11.5	12/12/2012	1614	-0.08	-0.06	0.0	0.0	1.7	19.8	3.2	7.9	0.0	7.9	
VMP-14-11.5	12/13/2012	1009	-0.05	-0.03	0.0	0.0	1.4	20.2	8.9	19.0	0.0	19.0	
VMP-14-11.5	12/19/2012	1356	-0.04	-0.25	0.0	0.0	1.6	19.6	0.9	1.9	0.0	1.9	
VMP-14-11.5	1/16/2013	1453	-0.10	-0.03	0.0	0.0	1.0	19.5	0.3	0.8	0.0	0.8	
VMP-14-11.5	2/25/2013	1020	-0.05	0.00	0.0	0.0	0.6	20.4	3.2	7.0	0.0	7.0	
VMP-14-11.5	3/20/2013	1519	-0.04	-0.05	0.0	0.0	0.4	20.5	0.2	1.7	0.0	1.7	

SEE LAST PAGE OF TABLE FOR NOTES

TABLE 10
SVE SYSTEM MONTHLY MONITORING - VMP SAMPLING DATA

Sample ID	Date	Initial Reading Time (24-Hour)	Vacuum/Pressure		Fixed Gases				Soil Vapor Concentrations				Comments
			Initial Reading (Inches of H_2O)	Stabilized Reading (Inches of H_2O)	CH4 (%)	LEL (%)	CO_2 (%)	O_2 (%)	PID (ppmv)	THC (ppmv)	CH4 (ppmv)	PHC (ppmv)	
VMP-14-20	12/11/2012	1506	-0.11	-0.09	56.3	OVR	16.4	1.7	1320	77900	42800	35100	Initail sample after Public Works SVE startup.
VMP-14-20	12/12/2012	1614	-0.10	-0.11	46.5	OVR	14.6	4.1	1210	57000	34400	22600	
VMP-14-20	12/13/2012	1010	-0.02	-0.04	53.1	OVR	16.4	2.4	1030	72900	39900	33000	
VMP-14-20	12/19/2012	1400	-0.16	-0.03	42.5	OVR	14.4	2.4	1350	63500	39200	24300	
VMP-14-20	1/16/2013	1457	-0.68	-0.07	43.5	OVR	13.7	2.9	1150	62900	33800	29100	Manometer reading rechecked and verified.
VMP-14-20	2/25/2013	1025	-0.12	-0.01	19.0	OVR	10.9	5.8	1090	29100	22000	7100	
VMP-14-20	3/20/2013	1523	-0.04	-0.09	14.5	OVR	9.5	6.9	960	26900	19500	7400	
VMP-14-29	12/11/2012	1507	-0.11	-0.09	81.1	OVR	17.2	0.7	1720	106000	51900	54100	Initail sample after Public Works SVE startup.
VMP-14-29	12/12/2012	1614	-0.10	-0.10	79.0	OVR	17.5	0.5	1710	102000	52700	49300	
VMP-14-29	12/13/2012	1010	-0.11	-0.05	81.3	OVR	17.8	0.7	1370	110000	57800	52200	
VMP-14-29	12/19/2012	1404	0.06	-0.04	76.1	OVR	16.5	1.3	1570	100000	62900	37100	
VMP-14-29	1/16/2013	1501	-0.04	-0.05	83.0	OVR	15.7	1.0	1390	107000	52000	55000	
VMP-14-29	2/25/2013	1030	-0.12	-0.01	67.5	OVR	11.6	4.4	1705	69800	33300	36500	
VMP-14-29	3/20/2013	1527	-0.08	-0.11	85.3	OVR	13.6	0.9	1475	101000	58700	42300	
VMP-17-5	3/6/2012	1333	-0.05	- 0.02	0.0	0.0	1.1	20.4	0.2	1.1	0.0	1.1	Benzene Reading: 0.0 ppm
VMP-17-5	3/7/2012	1003	0.00	0.03	0.0	0.0	1.2	20.6	0.4	0.0	0.0	0.0	Benzene Reading: 0.0 ppm
VMP-17-5	3/21/2012	1310	0.00	0.00	0.0	0.0	1.2	19.7	1.1	0.0	0.0	0.0	
VMP-17-5	4/18/2012	1131	0.00	0.00	0.0	0.0	1.0	20.5	0.7	4.9	0.0	4.9	
VMP-17-5	5/16/2012	1326	-0.02	-0.01	0.0	0.0	1.2	19.8	0.6	0.0	0.0	0.0	
VMP-17-5	6/20/2012	813	0.00	0.00	0.0	0.0	0.9	20.1	0.1	0.0	0.0	0.0	
VMP-17-5	7/18/2012	837	-0.01	-0.01	0.0	0.0	0.6	20.5	0.4	0.6	0.0	0.6	
VMP-17-5	8/15/2012	820	-0.01	0.00	0.0	0.0	0.5	20.6	0.5	2.4	0.0	2.4	
VMP-17-5	9/19/2012	1117	0.00	0.00	0.0	0.0	0.4	20.5	0.5	1.5	0.0	1.5	
VMP-17-5	10/17/2012	1345	0.00	0.00	0.0	0.0	0.4	20.5	0.4	1.2	0.0	1.2	
VMP-17-5	11/20/2012	1145	-0.04	-0.03	0.0	0.0	0.2	20.8	0.2	1.4	0.0	1.4	
VMP-17-5	12/3/2012	1330	0.00	0.00	0.0	0.0	0.4	20.5	0.2	4.0	0.0	4.0	
VMP-17-5	12/4/2012	1341	-0.09	-0.02	0.0	0.0	0.3	20.7	0.3	1.3	0.0	1.3	
VMP-17-5	12/19/2012	1442	-0.01	-0.02	0.0	0.0	0.3	20.8	0.3	0.8	0.0	0.8	
VMP-17-5	1/16/2013	1154	-0.01	-0.01	0.0	0.0	0.1	20.8	0.1	1.1	0.0	1.1	
VMP-17-5	2/25/2013	1405	0.00	0.00	0.0	0.0	0.0	20.9	0.2	0.7	0.0	0.7	
VMP-17-5	3/20/2013	1607	-0.11	-0.01	0.0	0.0	0.0	20.9	0.1	3.1	0.0	3.1	
VMP-18-8.5	12/3/2012	1623	-0.05	-0.14	0.0	0.0	2.0	19.6	0.2	3.8	0.0	3.8	Initail sample after Public Works SVE startup.
VMP-18-8.5	12/4/2012	1445	-0.26	-0.05	0.0	0.0	1.9	19.9	0.3	1.8	0.0	1.8	
VMP-18-8.5	12/19/2012	1431	-0.13	-0.02	0.0	0.0	2.1	19.9	0.3	0.2	0.0	0.2	
VMP-18-8.5	1/16/2013	1202	-0.08	-0.01	0.0	0.0	0.8	20.4	0.2	1.0	0.0	1.0	
VMP-18-8.5	2/25/2013	857	-0.13	-0.15	0.0	0.0	0.5	20.5	0.3	1.5	0.0	1.5	
VMP-18-8.5	3/20/2013	1354	-0.15	-0.09	0.0	0.0	0.4	20.7	0.4	2.8	0.0	2.8	

SEE LAST PAGE OF TABLE FOR NOTES

TABLE 10
SVE SYSTEM MONTHLY MONITORING - VMP SAMPLING DATA

Sample ID	Date	Initial Reading Time (24-Hour)	Vacuum/Pressure		Fixed Gases				Soil Vapor Concentrations				Comments
			Initial Reading (Inches of H_2O)	Stabilized Reading (Inches of H_2O)	CH4 (%)	LEL (%)	CO_2 (%)	O_2 (%)	PID (ppmv)	THC (ppmv)	CH4 (ppmv)	PHC (ppmv)	
VMP-19-5	3/6/2012	1315	-0.04	- 0.02	0.0	0.0	2.4	19.7	0.3	2.2	0.0	2.2	Benzene Reading: 0.0 ppm
VMP-19-5	3/7/2012	NM	NM	NM	NM	NM	NM	NM	NM	NM	NM	NM	Car parked over well. Could not sample.
VMP-19-5	3/21/2012	1315	0.00	0.00	0.0	0.0	1.8	19.8	1.0	0.0	0.0	0.0	
VMP-19-5	4/18/2012	1138	-0.03	-0.01	0.0	0.0	1.3	19.9	0.8	2.6	0.0	2.6	
VMP-19-5	5/16/2012	1443	0.00	-0.01	0.0	0.0	1.1	19.8	0.7	0.0	0.0	0.0	
VMP-19-5	6/20/2012	840	-0.03	-0.01	0.0	0.0	1.4	19.7	0.2	0.0	0.0	0.0	
VMP-19-5	7/18/2012	1259	0.00	-0.01	0.0	0.0	0.9	20.1	0.9	3.8	0.0	3.8	
VMP-19-5	8/15/2012	1030	-0.05	-0.02	0.0	0.0	0.5	20.6	0.3	3.4	0.0	3.4	
VMP-19-5	9/19/2012	1405	0.00	0.00	0.0	0.0	0.6	20.2	0.5	2.3	0.0	2.3	
VMP-19-5	10/17/2012	1039	-0.05	0.00	0.0	0.0	0.5	20.5	0.2	1.8	0.0	1.8	
VMP-19-5	11/20/2012	1133	-0.07	-0.07	0.0	0.0	0.2	20.8	0.4	1.3	0.0	1.3	
VMP-19-5	12/3/2012	1614	-0.02	-0.03	0.0	0.0	0.2	20.6	0.3	4.4	0.0	4.4	
VMP-19-5	12/4/2012	1458	-0.04	-0.06	0.0	0.0	0.2	20.7	0.2	3.2	0.0	3.2	
VMP-19-5	12/19/2012	1422	-0.04	-0.04	0.0	0.0	0.2	20.8	0.3	0.5	0.0	0.5	
VMP-19-5	1/16/2013	1145	-0.02	-0.04	0.0	0.0	0.2	20.8	0.1	3.4	0.0	3.4	
VMP-19-5	2/25/2013	849	-0.02	-0.01	0.0	0.0	0.1	20.8	0.4	2.1	0.0	2.1	
VMP-19-5	3/20/2013	1404	-0.05	0.00	0.0	0.0	0.2	20.8	0.5	3.4	0.0	3.4	
VMP-26-10	2/2/2012	1106	-1.36	-1.20	OVR	OVR	8.2	1.5	414	51800	26500	25300	
VMP-26-10	2/7/2012	940	-1.21	-1.01	0.2	5.0	0.3	20.4	33.3	1636	1351	285	
VMP-26-10	2/10/2012	1136	-0.74	-0.98	0.0	0.0	0.1	20.6	13.0	52.9	10.7	42.2	
VMP-26-10	2/13/2012	959	-1.03	-0.80	35.1	OVR	7.1	4.2	687	9420	2060	7360	
VMP-26-10	2/15/2012	1324	-1.22	-0.97	53.5	OVR	6.4	6.4	765	11490	1170	10320	
VMP-26-10	2/22/2012	1103	-0.77	-0.71	0.0	0.0	0.2	20.7	23.6	33.3	12.1	21.2	
VMP-26-10	2/29/2012	1003	-0.72	-0.72	0.9	18.0	0.9	19.0	229	1340	203	1137	
VMP-26-10	3/21/2012	1005	-0.82	-0.70	0.3	6.0	0.4	20.2	92.6	376	43.5	333	
VMP-26-10	4/18/2012	942	-1.26	-1.10	0.3	6.0	0.5	20.1	85.6	415	15.2	400	
VMP-26-10	5/16/2012	1004	-1.30	-1.35	0.1	3.0	0.4	20.3	51.6	305	11.0	294	
VMP-26-10	6/20/2012	1024	-1.19	-1.22	0.1	2.0	0.1	20.7	26.4	121	0.0	121	
VMP-26-10	7/18/2012	1038	-1.13	-1.03	0.0	0.0	0.0	20.8	17.5	52.4	0.0	52.4	
VMP-26-10	8/15/2012	1018	-1.20	-1.20	0.0	1.0	0.4	20.6	80.0	232	34.9	197	
VMP-26-10	9/19/2012	1108	-1.75	-1.65	0.1	3.0	0.5	20.3	104	316	41.3	275	
VMP-26-10	10/17/2012	1012	-2.01	-2.04	0.1	3.0	1.8	18.9	103	259	36.0	223	
VMP-26-10	11/20/2012	1008	-1.78	-1.55	0.0	0.0	0.1	20.8	9.6	21.4	5.1	16.3	
VMP-26-10	12/19/2012	1128	-0.90	-0.91	0.0	0.0	0.1	20.9	0.5	3.1	0.0	3.1	
VMP-26-10	1/16/2013	1009	-1.04	-0.81	0.0	0.0	2.7	17.1	7.3	34.9	2.5	32.4	
VMP-26-10	2/25/2013	1044	-1.15	-1.07	0.0	0.0	0.0	20.9	0.8	6.3	0.0	6.3	Tedlar results are suspect.
VMP-26-10	2/26/2013	1026	-1.23	-1.30	0.0	0.0	1.2	19.2	18.4	59.6	3.6	56.0	Resample.
VMP-26-10	3/20/2013	1025	-2.48	-0.58	0.0	0.0	1.1	19.8	12.0	25.6	7.5	18.1	

SEE LAST PAGE OF TABLE FOR NOTES

TABLE 10
SVE SYSTEM MONTHLY MONITORING - VMP SAMPLING DATA

Sample ID	Date	Initial Reading Time (24-Hour)	Vacuum/Pressure		Fixed Gases				Soil Vapor Concentrations				Comments
			Initial Reading (Inches of H_2O)	Stabilized Reading (Inches of H_2O)	CH4 (%)	LEL (%)	CO_2 (%)	O_2 (%)	PID (ppmv)	THC (ppmv)	CH4 (ppmv)	PHC (ppmv)	
VMP-26-20	2/1/2012	1616	-0.86	-0.80	21.6	OVR	0.9	19.2	200	41200	27000	14200	
VMP-26-20	2/2/2012	1110	-1.21	-1.02	OVR	OVR	7.9	3.9	69.8	858000	425000	433000	
VMP-26-20	2/7/2012	940	-1.11	-0.90	0.0	0.0	0.2	20.9	36.7	221	97.9	123	
VMP-26-20	2/10/2012	1137	-0.69	-0.94	0.0	0.0	0.1	20.6	5.5	13.1	0.0	13.1	
VMP-26-20	2/13/2012	1000	-1.12	-0.85	0.4	9.0	0.1	20.9	23.6	3220	2812	408	
VMP-26-20	2/15/2012	1325	-1.37	-1.09	OVR	OVR	6.5	2.9	74.9	1000000	989000	11000	
VMP-26-20	2/22/2012	1104	-0.87	-0.79	0.0	0.0	0.3	20.8	14.3	51.3	3.3	48.0	
VMP-26-20	2/29/2012	1004	-0.88	-0.90	0.2	5.0	0.1	20.9	90.8	609	4.0	605	
VMP-26-20	3/21/2012	1006	-1.00	-0.82	0.0	0.0	0.1	20.9	34.3	177	3.4	174	
VMP-26-20	4/18/2012	942	-1.49	-1.31	0.0	0.0	0.0	20.9	6.0	41.0	3.0	38.0	
VMP-26-20	5/16/2012	1005	-1.73	-1.27	0.0	0.0	0.0	20.9	1.0	3.6	0.0	3.6	
VMP-26-20	6/20/2012	1025	-0.02	-1.54	0.0	0.0	0.1	20.9	18.1	101	0.0	101	
VMP-26-20	7/18/2012	1039	-1.57	-1.42	0.0	0.0	0.0	20.9	6.1	22.8	3.5	19.3	
VMP-26-20	8/15/2012	1019	-1.69	-1.65	0.0	0.0	0.0	20.9	3.8	18.8	7.4	11.4	
VMP-26-20	9/19/2012	1110	-2.45	-2.45	0.2	4.0	0.4	20.3	44.4	423	143	280	
VMP-26-20	10/17/2012	1013	-2.54	-2.56	30.9	OVR	9.0	7.3	327	11730	7300	4430	
VMP-26-20	11/20/2012	1012	-2.30	-2.02	0.1	2.0	0.4	20.6	39.2	193	68.1	125	
VMP-26-20	12/19/2012	1129	-1.22	-1.18	0.0	0.0	0.0	20.9	1.4	22.2	14.3	7.9	
VMP-26-20	1/16/2013	1014	-1.28	-0.97	14.0	OVR	12.7	1.6	445	7500	2100	5400	
VMP-26-20	2/25/2013	1048	-1.40	-1.28	0.0	0.0	0.0	20.9	0.9	14.3	7.3	7.0	Tedlar results are suspect.
VMP-26-20	2/26/2013	1030	-1.34	-1.44	3.9	79.0	12.1	3.1	205	4100	65.2	4035	Resample.
VMP-26-20	3/20/2013	1029	-3.00	-0.70	0.1	2.0	5.4	12.7	15.5	131	100	31.0	
VMP-26-30	2/1/2012	1617	-0.74	-0.66	OVR	OVR	2.2	14.8	100	235000	127000	108000	
VMP-26-30	2/2/2012	1113	-1.09	-0.89	OVR	OVR	7.2	1.1	53.8	1000000	1000000	0.0	
VMP-26-30	2/7/2012	941	-0.97	-0.76	OVR	OVR	1.1	18.0	87.3	91500	67700	23800	
VMP-26-30	2/10/2012	1138	-0.54	-0.68	0.0	0.0	0.1	20.9	18.0	57.7	7.7	50.0	
VMP-26-30	2/13/2012	1001	-0.99	-0.68	0.7	15.0	0.1	20.9	135	1180	127	1054	
VMP-26-30	2/15/2012	1326	-1.25	-0.94	OVR	OVR	4.2	10.3	81.8	714000	389000	325000	
VMP-26-30	2/22/2012	1105	-0.72	-0.67	0.0	0.0	0.3	20.8	17.7	67.7	0.0	67.7	
VMP-26-30	2/29/2012	1005	-0.85	-0.82	0.4	9.0	0.1	20.9	120	1033	64.3	969	
VMP-26-30	3/21/2012	1006	-0.95	-0.78	0.4	8.0	0.1	20.9	75.3	521	72.6	448	
VMP-26-30	4/18/2012	943	-1.40	-1.21	0.0	1.0	0.1	20.9	8.8	126	54.0	72.0	
VMP-26-30	5/16/2012	1006	-1.63	-1.65	0.0	0.0	0.0	20.9	18.1	100	46.0	54.0	
VMP-26-30	6/20/2012	1026	-1.35	-1.36	0.0	0.0	0.0	20.9	2.0	2.2	0.0	2.2	
VMP-26-30	7/18/2012	1040	-1.44	-1.29	0.0	0.0	0.0	20.9	13.8	54.1	12.3	41.8	
VMP-26-30	8/15/2012	1010	-1.54	-1.49	0.0	0.0	0.0	20.9	7.2	38.5	12.6	25.9	
VMP-26-30	9/19/2012	1112	-2.20	-2.13	0.0	0.0	0.0	20.9	13.3	45.6	12.8	32.8	
VMP-26-30	10/17/2012	1014	-2.20	-2.18	OVR	OVR	3.2	15.7	306	36700	13100	23600	
VMP-26-30	11/20/2012	1016	-2.04	-1.74	0.0	0.0	0.0	20.9	5.6	26.1	4.5	21.6	
VMP-26-30	12/19/2012	1130	-1.08	-1.03	0.0	0.0	0.0	20.9	5.3	26.9	0.0	26.9	
VMP-26-30	1/16/2013	1019	-1.18	-0.86	OVR	OVR	10.4	3.6	400	56700	19300	37400	
VMP-26-30	2/25/2013	1052	-1.26	-1.14	0.0	1.0	0.0	20.9	14.9	65.4	5.2	60.2	Tedlar results are suspect.
VMP-26-30	2/26/2013	1034	-1.19	-1.25	OVR	OVR	12.1	1.2	365	69200	28100	41100	Resample.
VMP-26-30	3/20/2013	1033	-2.52	-0.66	OVR	OVR	10.9	0.9	270	191000	69100	121900	

SEE LAST PAGE OF TABLE FOR NOTES

TABLE 10
SVE SYSTEM MONTHLY MONITORING - VMP SAMPLING DATA

Sample ID	Date	Initial Reading Time (24-Hour)	Vacuum/Pressure		Fixed Gases				Soil Vapor Concentrations				Comments
			Initial Reading (Inches of H_2O)	Stabilized Reading (Inches of H_2O)	CH4 (%)	LEL (%)	CO_2 (%)	O_2 (%)	PID (ppmv)	THC (ppmv)	CH4 (ppmv)	PHC (ppmv)	
VMP-26-38	2/1/2012	1618	-0.46	-0.39	OVR	OVR	1.0	17.3	105	133000	95000	38000	
VMP-26-38	2/2/2012	1124	-0.92	-0.71	OVR	OVR	4.3	3.0	39.8	1000000	1000000	0.0	
VMP-26-38	2/7/2012	941	-0.75	-0.54	17.1	OVR	0.3	20.4	107	32960	24800	8160	
VMP-26-38	2/10/2012	1139	-0.30	-0.59	0.0	0.0	0.1	20.9	4.5	14.2	3.2	11.0	
VMP-26-38	2/13/2012	1002	-0.81	-0.45	OVR	OVR	2.5	8.5	50.0	1000000	885000	115000	
VMP-26-38	2/15/2012	1327	-1.10	-0.76	OVR	OVR	3.6	2.1	46.6	1000000	1000000	0.0	
VMP-26-38	2/22/2012	1106	-0.50	-0.49	0.0	0.0	0.3	20.8	21.1	100	9.5	90.5	
VMP-26-38	2/29/2012	1005	-0.77	-0.80	3.4	70.0	0.1	20.9	271	4230	174	4056	
VMP-26-38	3/21/2012	1007	-0.91	-0.78	0.9	19.0	0.1	20.9	117	1500	262	1239	
VMP-26-38	4/18/2012	943	-1.27	-1.12	0.0	1.0	0.0	20.9	8.7	180	131	49.0	
VMP-26-38	5/16/2012	1007	-1.57	-1.63	0.0	0.0	0.0	20.9	7.0	84.7	58.1	26.6	
VMP-26-38	6/20/2012	1027	-1.23	-1.24	0.1	2.0	0.0	20.9	31.4	217	82.5	135	
VMP-26-38	7/18/2012	1041	-1.35	-1.22	0.0	0.0	0.0	20.9	10.6	51.3	26.9	24.4	
VMP-26-38	8/15/2012	1019	-1.40	-1.39	0.0	0.0	0.0	20.9	3.5	45.1	23.8	21.2	
VMP-26-38	9/19/2012	1114	-1.97	-1.89	1.6	33.0	0.0	20.9	113	5320	3790	1530	
VMP-26-38	10/17/2012	1015	-1.84	-1.79	OVR	OVR	2.0	14.8	130	320000	120000	200000	
VMP-26-38	11/20/2012	1020	-1.83	-1.51	0.0	0.0	0.0	20.9	9.0	72.8	27.2	45.7	
VMP-26-38	12/19/2012	1131	-0.98	-0.85	OVR	OVR	5.2	8.1	181	770000	222000	548000	
VMP-26-38	1/16/2013	1024	-1.06	-0.66	OVR	OVR	6.0	9.4	210	180000	67500	112500	
VMP-26-38	2/25/2013	1056	-1.05	-0.92	0.1	2.0	0.0	20.9	46.7	310	45.5	265	Tedlar results are suspect.
VMP-26-38	2/26/2013	1038	-0.87	-0.98	OVR	OVR	3.6	15.9	460	47900	8000	39900	Resample.
VMP-26-38	3/20/2013	1037	-2.56	-0.60	OVR	OVR	1.5	19.7	697	15700	1700	14000	
VMP-27-10	2/1/2012	1555	-0.48	-0.44	OVR	OVR	4.1	7.5	190	75500	50000	25500	
VMP-27-10	2/2/2012	956	-1.10	-0.91	OVR	OVR	6.3	2.5	105	303000	178000	125000	
VMP-27-10	2/7/2012	859	-0.89	-0.62	0.0	0.0	0.1	20.9	16.5	79.0	8.8	70.3	
VMP-27-10	2/10/2012	1154	-0.30	-0.01	0.7	14.0	0.2	20.3	20.0	5115	5011	104	
VMP-27-10	2/13/2012	933	-0.75	-0.29	OVR	OVR	6.6	2.4	65.4	251000	251000	0.0	
VMP-27-10	2/15/2012	1241	-0.99	-0.83	OVR	OVR	6.4	2.2	61.3	328000	209000	119000	
VMP-27-10	2/22/2012	1133	-0.38	-0.33	1.8	37.0	0.7	19.4	39.8	9513	9468	45.0	
VMP-27-10	2/29/2012	1024	-0.72	-0.63	42.3	OVR	2.4	13.5	196	35300	21630	13670	
VMP-27-10	3/21/2012	950	-0.20	-0.72	0.1	3.0	0.2	20.6	20.5	691	472	219	
VMP-27-10	4/18/2012	917	-1.35	-1.00	0.6	13.0	0.4	19.7	67.0	1106	334	772	
VMP-27-10	5/16/2012	940	-1.29	-1.28	0.0	0.0	0.2	20.7	12.7	82.0	17.7	64.3	
VMP-27-10	6/20/2012	1000	-1.01	-0.91	0.0	1.0	0.2	20.8	9.1	39.4	4.2	35.3	
VMP-27-10	7/18/2012	1012	-0.98	-0.95	0.0	0.0	0.1	20.5	18.9	83.3	15.6	67.7	
VMP-27-10	8/15/2012	1042	-0.99	-0.98	0.0	0.0	0.2	20.8	16.7	59.0	13.7	45.3	
VMP-27-10	9/19/2012	1036	-1.25	-1.40	0.2	4.0	2.5	16.9	82.2	359	85.0	274	
VMP-27-10	10/17/2012	943	-1.36	-1.37	0.0	1.0	0.5	20.4	6.5	103	49.1	53.9	
VMP-27-10	11/20/2012	1025	-1.32	-1.13	0.0	0.0	0.2	20.8	2.0	9.5	5.5	4.0	
VMP-27-10	12/19/2012	1103	-0.89	-0.62	0.0	0.0	1.3	19.1	3.6	61.1	33.8	27.3	
VMP-27-10	1/16/2013	1149	-0.76	-0.61	0.0	1.0	9.4	6.4	43.9	196	78.5	118	
VMP-27-10	2/25/2013	1028	-0.97	-0.54	0.0	0.0	0.3	20.5	0.6	7.9	3.7	4.2	Tedlar results are suspect.
VMP-27-10	2/26/2013	941	-0.71	-0.76	0.0	0.0	0.2	20.8	0.5	6.5	3.1	3.4	Resample.
VMP-27-10	3/20/2013	1005	-1.94	-0.47	0.0	0.0	3.9	14.9	1.9	37.5	33.8	3.7	

SEE LAST PAGE OF TABLE FOR NOTES

TABLE 10
SVE SYSTEM MONTHLY MONITORING - VMP SAMPLING DATA

Sample ID	Date	Initial Reading Time (24-Hour)	Vacuum/Pressure		Fixed Gases				Soil Vapor Concentrations				Comments
			Initial Reading (Inches of H_2O)	Stabilized Reading (Inches of H_2O)	CH4 (%)	LEL (%)	CO_2 (%)	O_2 (%)	PID (ppmv)	THC (ppmv)	CH4 (ppmv)	PHC (ppmv)	
VMP-27-20	2/1/2012	1556	-0.46	-0.40	OVR	OVR	1.7	17.0	101	83200	67000	16200	
VMP-27-20	2/2/2012	957	-1.16	-0.95	OVR	OVR	7.8	1.6	54.0	1000000	873000	127000	
VMP-27-20	2/7/2012	859	-0.92	-0.63	0.2	4.0	0.1	20.9	38.4	291	31.2	260	
VMP-27-20	2/10/2012	1155	-0.38	-0.50	0.0	0.0	0.1	20.7	17.0	204	146	58.1	
VMP-27-20	2/13/2012	934	-0.86	-0.37	OVR	OVR	7.3	2.0	50.3	1000000	1000000	0.0	
VMP-27-20	2/15/2012	1242	-1.13	-0.97	OVR	OVR	6.9	2.4	54.9	1000000	1000000	0.0	
VMP-27-20	2/22/2012	1134	-0.44	-0.38	0.0	0.0	0.3	20.9	30.9	231	42.8	188	
VMP-27-20	2/29/2012	1025	-0.80	-0.71	OVR	OVR	1.3	17.8	95.8	124000	79400	44600	
VMP-27-20	3/21/2012	950	-0.23	-0.84	0.0	0.0	0.1	20.9	18.1	122	38.6	83.4	
VMP-27-20	4/18/2012	917	-1.24	-1.17	0.1	3.0	0.1	20.9	15.8	790	661	129	
VMP-27-20	5/16/2012	941	-1.53	-1.54	0.0	0.0	0.0	20.9	6.3	11.4	34.8	-23	
VMP-27-20	6/20/2012	1001	-1.20	-1.13	0.0	0.0	0.0	20.9	9.5	45.8	9.6	36.2	
VMP-27-20	7/18/2012	1013	-1.26	-1.24	0.0	0.0	0.3	20.6	10.1	112	44.2	67.8	
VMP-27-20	8/15/2012	1043	-1.28	-1.26	0.0	0.0	0.0	20.9	3.9	22.1	8.2	13.9	
VMP-27-20	9/19/2012	1038	-1.94	-1.83	0.0	0.0	0.0	20.9	4.5	24.6	6.2	18.4	
VMP-27-20	10/17/2012	944	-1.73	-1.68	0.0	0.0	0.1	20.9	9.6	81.8	21.6	60.2	
VMP-27-20	11/20/2012	1029	-1.65	-1.42	0.0	0.0	0.0	20.9	20.0	88.4	14.0	74.4	
VMP-27-20	12/19/2012	1104	-1.13	-0.80	0.0	0.0	0.0	20.9	7.0	40.3	0.0	40.3	
VMP-27-20	1/16/2013	1154	-0.67	-0.28	OVR	OVR	10.0	1.8	365	80200	29300	50900	
VMP-27-20	2/25/2013	1032	-1.16	-0.89	0.0	0.0	0.0	20.9	2.3	21.3	4.3	17.0	Tedlar results are suspect.
VMP-27-20	2/26/2013	945	-0.79	-0.83	OVR	OVR	9.0	1.3	290	84900	36200	48700	Resample.
VMP-27-20	3/20/2013	1009	-2.26	-0.58	OVR	OVR	8.1	1.5	315	122000	53400	68600	
VMP-27-30	2/1/2012	1557	-0.46	-0.40	0.0	0.0	0.1	20.9	17.2	137	0.0	137	
VMP-27-30	2/2/2012	958	-1.16	-0.95	OVR	OVR	7.2	2.1	53.1	1000000	1000000	0.0	
VMP-27-30	2/7/2012	900	-0.94	-0.63	OVR	OVR	1.6	16.8	60.0	132000	76060	55940	
VMP-27-30	2/10/2012	1156	-0.39	-0.51	OVR	OVR	0.3	19.7	355	56000	16290	39710	
VMP-27-30	2/13/2012	935	-0.87	-0.38	OVR	OVR	7.1	1.8	45.4	1000000	1000000	0.0	
VMP-27-30	2/15/2012	1243	-1.16	-0.98	OVR	OVR	4.6	8.4	56.8	1000000	532000	468000	
VMP-27-30	2/22/2012	1135	-0.45	-0.40	0.2	4.0	0.2	20.9	54.4	397	73.0	324	
VMP-27-30	2/29/2012	1026	-0.79	-0.73	OVR	OVR	1.4	17.0	98.5	146000	117000	29000	
VMP-27-30	3/21/2012	950	-0.23	-0.83	0.0	0.0	0.1	20.2	18.6	119	37.7	81.3	
VMP-27-30	4/18/2012	917	-1.22	-1.16	0.0	0.0	0.0	20.9	2.2	39.5	18.5	21.0	
VMP-27-30	5/16/2012	942	-1.51	-1.55	0.0	0.0	0.0	20.9	4.6	31.8	10.5	21.3	
VMP-27-30	6/20/2012	1002	-1.24	-1.13	0.0	0.0	0.0	20.9	6.0	32.0	8.8	23.2	
VMP-27-30	7/18/2012	1012	-1.26	-1.24	49.7	OVR	0.8	18.2	77.3	84100	28300	55800	
VMP-27-30	8/15/2012	1044	-1.28	-1.26	0.0	0.0	0.0	20.9	5.1	31.8	9.9	21.9	
VMP-27-30	9/19/2012	1040	-1.96	-1.82	0.0	0.0	0.0	20.9	5.3	22.2	6.1	16.0	
VMP-27-30	10/17/2012	945	-1.75	-1.69	0.0	0.0	0.0	20.9	10.0	86.1	10.6	75.5	
VMP-27-30	11/20/2012	1033	-1.63	-1.42	0.0	0.0	0.0	20.9	4.6	22.4	4.8	17.6	
VMP-27-30	12/19/2012	1105	-1.11	-0.80	0.0	0.0	0.0	20.9	10.0	65.2	2.5	62.8	
VMP-27-30	1/16/2013	1159	-0.65	-0.59	OVR	OVR	7.7	4.9	155	355000	154000	201000	
VMP-27-30	2/25/2013	1036	-1.16	-0.90	0.0	0.0	0.0	20.9	6.0	53.3	7.7	45.6	Tedlar results are suspect.
VMP-27-30	2/26/2013	949	-0.79	-0.83	OVR	OVR	8.8	0.9	174	282000	125000	157000	Resample.
VMP-27-30	3/20/2013	1013	-2.62	-0.57	OVR	OVR	7.3	0.6	107	1000000	520000	480000	

SEE LAST PAGE OF TABLE FOR NOTES

TABLE 10
SVE SYSTEM MONTHLY MONITORING - VMP SAMPLING DATA

Sample ID	Date	Initial Reading Time (24-Hour)	Vacuum/Pressure		Fixed Gases				Soil Vapor Concentrations				Comments
			Initial Reading (Inches of H_2O)	Stabilized Reading (Inches of H_2O)	CH4 (%)	LEL (%)	CO_2 (%)	O_2 (%)	PID (ppmv)	THC (ppmv)	CH4 (ppmv)	PHC (ppmv)	
VMP-27-38	2/1/2012	1558	-0.30	-0.28	80.0	OVR	0.6	19.3	95.3	105000	73200	31800	
VMP-27-38	2/2/2012	959	-1.11	-0.89	OVR	OVR	4.9	1.4	37.3	1000000	1000000	0.0	
VMP-27-38	2/7/2012	900	-0.85	-0.55	OVR	OVR	2.0	13.0	47.6	611000	567000	44000	
VMP-27-38	2/10/2012	1157	-0.27	-0.38	0.0	0.0	0.1	20.9	6.5	27.6	7.7	19.9	
VMP-27-38	2/13/2012	936	-0.49	-0.24	0.4	8.0	0.1	20.9	87.3	823	242	581	
VMP-27-38	2/15/2012	1244	-1.40	-0.91	OVR	OVR	4.3	2.1	38.5	1000000	1000000	0.0	
VMP-27-38	2/22/2012	1136	-0.31	-0.25	OVR	OVR	3.1	8.3	53.7	1000000	875000	125000	
VMP-27-38	2/29/2012	1027	-0.79	-0.70	38.9	OVR	0.4	19.7	63.8	53550	39200	14350	
VMP-27-38	3/21/2012	951	-0.24	-0.86	0.0	0.0	0.1	20.9	5.0	33.9	5.2	28.7	
VMP-27-38	4/18/2012	917	-1.23	-1.14	0.0	0.0	0.0	20.9	0.5	4.8	0.0	4.8	
VMP-27-38	5/16/2012	943	-1.54	-1.45	0.0	0.0	0.0	20.9	0.5	1.3	0.0	1.3	
VMP-27-38	6/20/2012	1003	-1.24	-1.13	0.0	0.0	0.0	20.9	1.0	6.0	3.1	2.9	
VMP-27-38	7/18/2012	1016	-1.23	-0.62	0.0	0.0	0.0	20.9	0.8	28.0	10.7	17.3	
VMP-27-38	8/15/2012	1045	-1.30	-1.28	0.0	0.0	0.0	20.9	0.9	7.9	6.1	1.8	
VMP-27-38	9/19/2012	1042	-1.95	-1.82	0.0	0.0	0.0	20.9	3.8	56.5	39.0	17.5	
VMP-27-38	10/17/2012	946	-1.71	-1.61	0.0	0.0	0.0	20.9	11.5	158	60.5	97.5	
VMP-27-38	11/20/2012	1037	-1.64	-1.40	0.0	0.0	0.0	20.9	1.8	20.4	10.6	9.8	
VMP-27-38	12/19/2012	1106	-1.11	0.77	0.0	0.0	0.0	20.9	50.5	320	13.1	307	
VMP-27-38	1/16/2013	1204	-0.57	-0.49	OVR	OVR	10.0	1.9	252	218000	72200	145800	
VMP-27-38	2/25/2013	1040	-1.07	-0.80	0.0	0.0	0.0	20.9	1.6	15.3	3.3	12.0	Tedlar results are suspect.
VMP-27-38	2/26/2013	953	-0.60	-0.65	OVR	OVR	11.2	2.9	239	74700	42300	32400	Resample.
VMP-27-38	3/20/2013	1017	-2.56	-0.55	9.4	OVR	4.7	14.2	430	3900	1200	2700	Tedlar results are suspect.
VMP-28-10	2/1/2012	1632	-1.20	-1.17	OVR	OVR	8.4	4.7	216	150000	85700	64300	
VMP-28-10	2/2/2012	1035	-1.44	-1.23	OVR	OVR	9.6	0.9	196	239000	132000	107000	
VMP-28-10	2/7/2012	1010	-1.01	-1.15	0.1	3.0	0.2	20.8	41.5	287	72.6	214	
VMP-28-10	2/10/2012	1108	-0.04	-0.79	0.5	11.0	0.2	20.6	105	1566	862	704	
VMP-28-10	2/13/2012	1024	0.75	-0.67	OVR	OVR	8.1	1.5	253	128000	60200	67800	
VMP-28-10	2/15/2012	1349	-0.91	-0.75	OVR	OVR	6.1	5.7	266	87200	53820	33380	
VMP-28-10	2/22/2012	1119	-0.58	- 0.62	1.3	27.0	0.6	20.0	128	3998	2430	1568	
VMP-28-10	2/29/2012	1050	-0.99	-0.76	7.3	OVR	0.6	19.5	434	9343	3540	5803	
VMP-28-10	3/21/2012	1029	-0.60	-0.52	45.5	OVR	1.9	15.1	395	35300	9510	25790	
VMP-28-10	4/18/2012	1009	-1.08	-1.01	0.8	17.0	0.3	20.2	141	1781	750	1031	
VMP-28-10	5/16/2012	1011	-1.32	-1.33	0.2	5.0	0.2	20.5	69.3	6200	231	5969	
VMP-28-10	6/20/2012	1056	-1.09	-1.35	10.3	OVR	1.4	18.1	397	7000	825	6175	
VMP-28-10	7/18/2012	1053	-0.88	-0.78	0.6	12.0	0.2	20.4	150	1000	32.5	968	
VMP-28-10	8/15/2012	1106	-0.93	-0.92	2.2	46.0	0.6	20.0	354	7040	1130	5910	
VMP-28-10	9/19/2012	1010	-1.72	-1.69	OVR	OVR	6.1	10.7	776	14200	1080	13120	
VMP-28-10	10/17/2012	1030	-2.11	-2.07	27.3	OVR	3.8	15.0	882	18700	350	18350	
VMP-28-10	11/20/2012	1055	-1.60	-1.59	0.3	6.0	0.3	20.7	211	600	63.8	536	
VMP-28-10	12/19/2012	1150	-0.82	-0.64	17.5	OVR	5.0	14.9	868	4600	480	4120	
VMP-28-10	1/16/2013	1211	-0.70	-0.77	19.0	OVR	13.2	1.5	828	7500	1350	6150	
VMP-28-10	2/25/2013	1103	-0.88	-0.80	0.4	9.0	1.0	19.5	90.4	635	90.4	545	Tedlar results are suspect.
VMP-28-10	2/26/2013	1104	-0.99	-0.92	32.8	OVR	12.0	2.8	800	10400	2600	7800	Resample.
VMP-28-10	3/20/2013	1050	-2.06	-0.46	37.9	OVR	9.8	6.5	1105	4900	680	4220	

SEE LAST PAGE OF TABLE FOR NOTES

TABLE 10
SVE SYSTEM MONTHLY MONITORING - VMP SAMPLING DATA

Sample ID	Date	Initial Reading Time (24-Hour)	Vacuum/Pressure		Fixed Gases				Soil Vapor Concentrations				Comments
			Initial Reading (Inches of H_2O)	Stabilized Reading (Inches of H_2O)	CH4 (%)	LEL (%)	CO_2 (%)	O_2 (%)	PID (ppmv)	THC (ppmv)	CH4 (ppmv)	PHC (ppmv)	
VMP-28-20	2/1/2012	1633	-0.60	-0.52	OVR	OVR	7.7	1.5	145	1000000	195000	805000	
VMP-28-20	2/2/2012	1040	-1.09	-0.83	OVR	OVR	7.9	1.0	133	1000000	342000	658000	
VMP-28-20	2/7/2012	1010	-0.67	-0.73	0.3	6.0	0.1	20.9	55.2	475	62.3	413	
VMP-28-20	2/10/2012	1109	-0.06	-0.69	0.9	19.0	0.1	20.7	164	1425	102	1323	
VMP-28-20	2/13/2012	1025	-0.68	-0.53	OVR	OVR	7.1	3.5	148	1000000	213000	787000	
VMP-28-20	2/15/2012	1350	-0.81	-0.84	OVR	OVR	4.2	12.7	377	52900	25780	27120	
VMP-28-20	2/22/2012	1120	-0.62	- 0.59	0.1	2.0	0.2	20.9	39.7	248	27.2	221	
VMP-28-20	2/29/2012	1051	-0.90	-0.60	4.8	97.0	0.1	20.9	501	5056	130	4926	
VMP-28-20	3/21/2012	1030	-0.81	-0.70	0.0	0.0	0.1	20.9	49.4	243	26.2	217	
VMP-28-20	4/18/2012	1009	-1.25	-1.13	0.2	5.0	0.1	20.9	60.0	490	150	340	
VMP-28-20	5/16/2012	1011	-1.62	-1.61	0.0	0.0	0.0	20.9	15.1	61.8	1.7	60.1	
VMP-28-20	6/20/2012	1100	-1.31	-1.35	7.2	OVR	0.5	19.9	354	6020	864	5156	
VMP-28-20	7/18/2012	1054	-1.35	-1.20	0.0	0.0	0.0	20.9	48.2	115	0.0	115	
VMP-28-20	8/15/2012	1107	-1.40	-1.35	0.1	2.0	0.0	20.9	39.5	177	38.1	139	
VMP-28-20	9/19/2012	1011	-2.28	-2.22	40.0	OVR	2.9	16.5	742	10700	1100	9600	
VMP-28-20	10/17/2012	1031	-2.15	-2.08	5.5	OVR	0.6	20.2	295	6200	2200	4000	
VMP-28-20	11/20/2012	1059	-1.80	-1.74	0.2	4.0	0.0	20.9	118	422	28.9	393	
VMP-28-20	12/19/2012	1151	-1.09	-0.80	79.4	OVR	11.4	5.4	850	16200	4300	11900	
VMP-28-20	1/16/2013	1216	-0.86	-0.63	64.5	OVR	13.0	2.6	490	24900	11100	13800	
VMP-28-20	2/25/2013	1107	-1.13	-1.01	0.0	1.0	0.0	20.9	55.9	200	7.7	192	Tedlar results are suspect.
VMP-28-20	2/26/2013	1108	-1.13	-1.07	OVR	OVR	12.7	0.8	173	178000	120000	58000	Resample.
VMP-28-20	3/20/2013	1054	-2.60	-0.60	23.8	OVR	12.0	5.8	695	4400	865	3535	
VMP-28-30	2/1/2012	1634	-0.43	-0.28	OVR	OVR	7.9	1.6	151	1000000	170000	830000	
VMP-28-30	2/2/2012	1045	-0.94	-0.68	OVR	OVR	6.4	6.1	143	1000000	170000	830000	
VMP-28-30	2/7/2012	1011	-0.53	-0.56	0.0	0.0	0.1	20.9	17.4	78.0	6.5	71.6	
VMP-28-30	2/10/2012	1110	-0.05	-0.63	0.0	0.0	0.1	20.7	16.5	56.6	3.9	52.7	
VMP-28-30	2/13/2012	1026	-0.62	-0.46	OVR	OVR	6.4	5.5	148	1000000	196000	804000	
VMP-28-30	2/15/2012	1351	-1.05	-0.84	0.6	13.0	0.2	20.9	127	1035	26.6	1008	
VMP-28-30	2/22/2012	1121	-0.60	- 0.55	0.0	0.0	0.2	20.9	26.7	132	24.1	108	
VMP-28-30	2/29/2012	1052	0.83	-0.52	38.5	OVR	0.6	19.6	281	60700	24280	36420	
VMP-28-30	3/21/2012	1030	-0.84	-0.74	0.0	0.0	0.1	20.9	35.7	170	30.8	139	
VMP-28-30	4/18/2012	1009	-1.27	-1.16	0.0	0.0	0.0	20.9	20.0	115	42.0	73.0	
VMP-28-30	5/16/2012	1011	-1.69	-1.69	0.0	0.0	0.0	20.9	13.1	60.0	NM	NM	Sample depelted before methane screened.
VMP-28-30	6/20/2012	1104	-1.34	-1.36	0.2	4.0	0.0	20.8	36.4	764	465	299	
VMP-28-30	7/18/2012	1055	-1.46	-1.34	0.0	0.0	0.0	20.9	27.7	92.9	27.6	65.3	
VMP-28-30	8/15/2012	1107	-1.50	-1.45	0.0	0.0	0.0	20.9	26.0	125	41.8	83.2	
VMP-28-30	9/19/2012	1012	-1.79	-2.33	0.0	0.0	0.0	20.9	21.0	96.1	26.4	69.7	
VMP-28-30	10/17/2012	1032	-2.07	-2.00	0.1	2.0	0.0	20.9	25.5	124	21.6	102	
VMP-28-30	11/20/2012	1103	-1.78	-1.72	0.0	0.0	0.0	20.9	5.9	27.3	6.3	21.0	
VMP-28-30	12/19/2012	1153	-1.12	-1.13	OVR	OVR	9.1	6.2	325	150000	70300	79700	
VMP-28-30	1/16/2013	1221	-0.83	-0.74	OVR	OVR	8.9	6.6	225	138000	68800	69200	
VMP-28-30	2/25/2013	1111	-1.16	-1.05	0.0	0.0	0.0	20.9	9.6	75.9	23.6	52.3	Tedlar results are suspect.
VMP-28-30	2/26/2013	1112	-1.13	-1.09	OVR	OVR	9.5	1.5	120	585000	230000	355000	Resample.
VMP-28-30	3/20/2013	1058	-2.79	-0.65	OVR	OVR	12.0	2.5	112	329000	168000	161000	

SEE LAST PAGE OF TABLE FOR NOTES

TABLE 10
SVE SYSTEM MONTHLY MONITORING - VMP SAMPLING DATA

Sample ID	Date	Initial Reading Time (24-Hour)	Vacuum/Pressure		Fixed Gases				Soil Vapor Concentrations				Comments
			Initial Reading (Inches of H_2O)	Stabilized Reading (Inches of H_2O)	CH4 (%)	LEL (%)	CO_2 (%)	O_2 (%)	PID (ppmv)	THC (ppmv)	CH4 (ppmv)	PHC (ppmv)	
VMP-28-40	2/1/2012	1635	-0.42	-0.27	OVR	OVR	7.1	4.1	155	1000000	240000	760000	
VMP-28-40	2/2/2012	1049	-0.92	-0.66	OVR	OVR	8.0	1.6	144	846000	223000	623000	
VMP-28-40	2/7/2012	1011	-0.49	-0.57	0.0	0.0	0.1	20.9	29.2	90.8	7.0	83.8	
VMP-28-40	2/10/2012	1111	-0.12	-0.62	0.0	0.0	0.1	20.7	25.0	62.9	3.1	59.8	
VMP-28-40	2/13/2012	1027	-0.78	-0.44	OVR	OVR	1.8	14.5	135	76800	49900	26900	
VMP-28-40	2/15/2012	1352	-1.03	-0.84	1.7	35.0	0.3	20.2	44.3	9789	9090	699	
VMP-28-40	2/22/2012	1122	-0.58	- 0.53	0.0	0.0	0.2	20.9	0.8	15.4	3.0	12.5	
VMP-28-40	2/29/2012	1053	-0.09	-0.52	3.2	64.0	0.1	20.9	389	5162	1170	3992	
VMP-28-40	3/21/2012	1030	-0.83	-0.72	0.0	0.0	0.1	20.9	39.3	125	29.0	96.1	
VMP-28-40	4/18/2012	1010	-1.25	-1.13	0.0	0.0	0.0	20.9	11.2	45.0	17.5	27.5	
VMP-28-40	5/16/2012	1013	-1.68	-1.69	0.0	0.0	0.0	20.9	10.0	27.0	7.6	19.4	
VMP-28-40	6/20/2012	1108	-1.33	-1.36	0.0	0.0	0.0	20.9	10.0	41.0	15.3	25.7	
VMP-28-40	7/18/2012	1056	-1.44	-1.34	3.4	70.0	0.2	20.4	101	8950	6660	2290	
VMP-28-40	8/15/2012	1108	-1.48	-1.44	0.0	0.0	0.0	20.9	6.6	39.1	26.1	13.0	
VMP-28-40	9/19/2012	1013	-2.40	-2.31	0.1	2.0	0.0	20.7	32.3	769	583	186	
VMP-28-40	10/17/2012	1033	-1.88	-2.00	1.4	29.0	0.2	20.8	122	3000	1620	1380	
VMP-28-40	11/20/2012	1107	-1.70	-1.64	0.0	0.0	0.0	20.9	0.5	6.7	3.7	3.0	
VMP-28-40	12/19/2012	1154	-1.19	-0.79	0.0	0.0	0.0	20.9	10.5	83.0	17.2	65.8	
VMP-28-40	1/16/2013	1226	-0.82	-0.74	OVR	OVR	7.8	6.6	215	152000	76100	75900	
VMP-28-40	2/25/2013	1115	-1.16	-1.05	0.0	0.0	0.0	20.9	7.4	59.2	16.0	43.2	Tedlar results are suspect.
VMP-28-40	2/26/2013	1116	-1.12	-1.08	OVR	OVR	9.1	1.6	107	730000	266000	464000	Resample.
VMP-28-40	3/20/2013	1102	-2.79	-0.65	10.2	OVR	1.5	18.9	74.8	18700	15500	3200	Tedlar results are suspect.
VMP-29-10	12/5/2012	1632	-0.06	-0.09	0.0	0.0	1.3	19.3	1.2	2.9	0.0	2.9	
VMP-29-10	12/6/2012	1353	-0.03	-0.06	0.0	0.0	1.6	18.8	0.5	1.8	0.0	1.8	
VMP-29-10	12/13/2012	1321	-0.01	-0.01	0.0	0.0	3.2	17.3	0.6	0.7	0.0	0.7	
VMP-29-10	12/19/2012	1400	-0.01	-0.06	0.0	0.0	2.6	17.9	0.6	1.4	0.0	1.4	
VMP-29-10	1/16/2013	1003	-0.02	-0.06	0.0	0.0	0.7	20.2	0.2	2.9	0.0	2.9	
VMP-29-10	2/25/2013	1250	-0.08	0.05	0.0	0.0	0.6	20.4	1.6	3.3	0.0	3.3	
VMP-29-10	3/20/2013	1420	-0.03	-0.09	0.0	0.0	0.8	20.2	1.4	3.0	0.0	3.0	
VMP-29-20	12/5/2012	1635	-0.08	-0.10	0.0	0.0	0.6	20.3	1.9	4.9	0.0	4.9	
VMP-29-20	12/6/2012	1353	-0.03	-0.06	0.0	0.0	0.5	20.5	1.1	3.0	0.0	3.0	
VMP-29-20	12/13/2012	1324	-0.01	-0.02	0.0	0.0	5.8	14.0	5.2	5.4	0.0	5.4	
VMP-29-20	12/19/2012	1405	0.00	-0.06	0.0	0.0	6.9	13.0	1.4	0.3	0.0	0.3	
VMP-29-20	1/16/2013	1004	-0.02	-0.07	0.0	0.0	1.0	20.0	0.7	4.7	0.0	4.7	
VMP-29-20	2/25/2013	1255	-0.08	0.05	0.0	0.0	1.2	19.7	1.5	2.5	0.0	2.5	
VMP-29-20	3/20/2013	1424	-0.04	-0.09	0.0	0.0	1.6	19.6	4.4	7.1	0.0	7.1	
VMP-29-30	12/5/2012	1640	-0.10	-0.13	0.0	0.0	2.1	18.6	8.0	12.9	0.0	12.9	
VMP-29-30	12/6/2012	1357	-0.04	-0.06	0.0	0.0	4.7	15.4	15.5	18.4	0.0	18.4	
VMP-29-30	12/13/2012	1337	0.02	-0.02	0.0	0.0	9.3	10.0	8.5	13.8	0.0	13.8	
VMP-29-30	12/19/2012	1415	0.00	-0.06	0.0	0.0	8.5	10.6	2.4	2.6	0.0	2.6	
VMP-29-30	1/16/2013	1005	-0.02	-0.08	0.0	0.0	5.2	15.3	5.4	8.5	0.0	8.5	
VMP-29-30	2/25/2013	1300	-0.10	0.06	0.0	0.0	3.7	16.7	1.5	1.3	0.0	1.3	
VMP-29-30	3/20/2013	1428	-0.05	-0.08	0.0	0.0	2.1	19.0	4.9	7.4	0.0	7.4	

SEE LAST PAGE OF TABLE FOR NOTES

TABLE 10
SVE SYSTEM MONTHLY MONITORING - VMP SAMPLING DATA

Sample ID	Date	Initial Reading Time (24-Hour)	Vacuum/Pressure		Fixed Gases				Soil Vapor Concentrations				Comments
			Initial Reading (Inches of H_2O)	Stabilized Reading (Inches of H_2O)	CH4 (%)	LEL (%)	CO_2 (%)	O_2 (%)	PID (ppmv)	THC (ppmv)	CH4 (ppmv)	PHC (ppmv)	
VMP-29-40	12/5/2012	NM	-0.39	NM	NM	NM	NM	NM	NM	NM	NM	NM	Screen submerged.
VMP-29-40	12/6/2012	1355	-2.33	NM	NM	NM	NM	NM	NM	NM	NM	NM	Screen submerged.
VMP-29-40	12/13/2012	NM	-0.03	NM	NM	NM	NM	NM	NM	NM	NM	NM	Screen submerged.
VMP-29-40	12/19/2012	NM	0.00	NM	NM	NM	NM	NM	NM	NM	NM	NM	Screen submerged.
VMP-29-40	1/16/2013	NM	0.00	NM	NM	NM	NM	NM	NM	NM	NM	NM	Screen submerged.
VMP-29-40	2/25/2013	NM	NM	NM	NM	NM	NM	NM	NM	NM	NM	NM	Screen submerged.
VMP-29-40	3/20/2013	NM	-0.21	0.00	NM	NM	NM	NM	NM	NM	NM	NM	Screen submerged.
VMP-30-10	12/5/2012	1547	-0.11	-0.12	0.0	0.0	0.5	20.6	0.8	2.4	0.0	2.4	
VMP-30-10	12/6/2012	1441	-0.09	-0.09	0.0	0.0	0.0	20.9	0.5	2.2	0.0	2.2	
VMP-30-10	12/13/2012	1106	-0.04	-0.05	0.0	0.0	0.3	20.8	1.7	4.2	0.0	4.2	
VMP-30-10	12/19/2012	1425	-0.04	-0.02	0.0	0.0	0.2	20.8	0.9	2.0	0.0	2.0	
VMP-30-10	1/16/2013	1025	-0.08	-0.06	0.0	0.0	0.0	20.9	0.4	3.6	0.0	3.6	
VMP-30-10	2/25/2013	1315	-0.04	-0.04	0.0	0.0	0.0	20.9	0.9	2.1	0.0	2.1	
VMP-30-10	3/20/2013	1433	-0.08	-0.09	0.0	0.0	0.0	20.9	0.9	3.7	0.0	3.7	
VMP-30-20	12/5/2012	1547	-0.21	-0.22	0.0	0.0	0.0	20.9	0.4	3.0	0.0	3.0	
VMP-30-20	12/6/2012	1442	-0.17	-0.19	0.0	0.0	0.0	20.9	0.7	2.4	0.0	2.4	
VMP-30-20	12/13/2012	1120	-0.10	-0.14	0.0	0.0	4.1	17.5	12.8	62.7	0.0	62.7	
VMP-30-20	12/19/2012	1430	-0.08	-0.06	0.0	0.0	0.7	20.5	1.7	6.0	0.0	6.0	
VMP-30-20	1/16/2013	1026	-0.20	-0.12	0.0	0.0	0.0	20.9	0.6	4.9	0.0	4.9	
VMP-30-20	2/25/2013	1320	-0.09	-0.10	0.0	0.0	0.3	20.7	2.6	5.0	0.0	5.0	
VMP-30-20	3/20/2013	1437	-0.18	-0.20	0.0	0.0	0.4	20.7	4.9	7.9	0.0	7.9	
VMP-30-30	12/5/2012	1550	-0.23	-0.12	0.0	0.0	0.0	20.9	0.7	3.1	0.0	3.1	
VMP-30-30	12/6/2012	1446	-0.17	-0.19	0.0	0.0	0.0	20.9	0.7	2.5	0.0	2.5	
VMP-30-30	12/13/2012	1121	-0.10	-0.13	0.0	0.0	6.2	15.2	6.3	15.1	0.0	15.1	
VMP-30-30	12/19/2012	1435	-0.05	-0.10	0.0	0.0	1.0	20.1	1.4	4.0	0.0	4.0	
VMP-30-30	1/16/2013	1027	-0.19	-0.13	0.0	0.0	0.0	20.9	0.3	3.5	0.0	3.5	
VMP-30-30	2/25/2013	1325	-0.10	-0.08	0.0	0.0	0.1	20.8	1.3	3.5	0.0	3.5	
VMP-30-30	3/20/2013	1441	-0.21	-0.23	0.0	0.0	0.9	20.5	2.1	4.7	0.0	4.7	
VMP-30-40	12/5/2012	NM	NM	-0.33	NM	NM	NM	NM	NM	NM	NM	NM	Screen submerged.
VMP-30-40	12/6/2012	1442	0.01	NM	NM	NM	NM	NM	NM	NM	NM	NM	Screen submerged.
VMP-30-40	12/13/2012	NM	NM	NM	NM	NM	NM	NM	NM	NM	NM	NM	Screen submerged.
VMP-30-40	12/19/2012	NM	NM	NM	NM	NM	NM	NM	NM	NM	NM	NM	Screen submerged.
VMP-30-40	1/16/2013	NM	NM	NM	NM	NM	NM	NM	NM	NM	NM	NM	Screen submerged.
VMP-30-40	2/25/2013	NM	NM	NM	NM	NM	NM	NM	NM	NM	NM	NM	Screen submerged.
VMP-30-40	3/20/2013	NM	NM	0.00	NM	NM	NM	NM	NM	NM	NM	NM	Screen submerged.

SEE LAST PAGE OF TABLE FOR NOTES

TABLE 10
SVE SYSTEM MONTHLY MONITORING - VMP SAMPLING DATA

Sample ID	Date	Initial Reading Time (24-Hour)	Vacuum/Pressure		Fixed Gases				Soil Vapor Concentrations				Comments
			Initial Reading (Inches of H_2O)	Stabilized Reading (Inches of H_2O)	CH4 (%)	LEL (%)	CO_2 (%)	O_2 (%)	PID (ppmv)	THC (ppmv)	CH4 (ppmv)	PHC (ppmv)	
VMP-31-5	2/1/2012	1552	-0.25	-0.30	0.0	0.0	0.5	20.5	0.1	0.6	0.0	0.6	
VMP-31-5	2/2/2012	948	-0.45	-0.35	0.0	0.0	0.3	20.6	0.1	0.5	0.0	0.5	
VMP-31-5	2/7/2012	1401	-0.25	-0.27	0.0	0.0	0.4	20.6	0.2	0.0	0.0	0.0	
VMP-31-5	2/10/2012	906	-0.10	-0.38	0.0	0.0	0.2	20.8	1.0	7.5	6.3	1.2	
VMP-31-5	2/13/2012	824	-0.37	-0.29	0.0	0.0	0.3	20.7	0.1	0.0	0.0	0.0	
VMP-31-5	2/15/2012	1626	0.00	-0.47	0.0	0.0	0.3	20.7	0.6	0.0	0.0	0.0	
VMP-31-5	2/16/2012	1607	-1.04	-0.66	0.0	0.0	0.3	20.9	9.3	36.8	3.4	33.4	
VMP-31-5	2/17/2012	912	-0.64	-0.41	0.0	0.0	0.4	20.8	1.1	6.3	5.0	1.3	
VMP-31-5	2/20/2012	935	-0.15	-0.41	0.0	0.0	0.3	20.8	0.8	0.5	0.0	0.5	
VMP-31-5	2/21/2012	830	-0.39	-0.53	0.0	0.0	0.2	20.9	0.5	4.0	0.0	4.0	
VMP-31-5	2/22/2012	1001	-0.25	- 0.21	0.0	0.0	0.4	20.9	0.5	3.5	0.0	3.5	
VMP-31-5	2/29/2012	1019	-0.33	- 0.19	0.0	0.0	0.5	20.4	0.8	6.0	3.1	2.9	
VMP-31-5	3/21/2012	1447	-0.11	-0.11	0.0	0.0	0.5	20.0	0.2	0.0	0.0	0.0	
VMP-31-5	4/18/2012	1446	-0.16	-0.15	0.0	0.0	0.1	20.4	2.0	5.3	0.0	5.3	
VMP-31-5	5/16/2012	1046	-0.40	-0.44	0.0	0.0	1.5	19.0	0.3	0.2	0.0	0.2	
VMP-31-5	6/20/2012	1734	-0.15	-0.16	0.0	0.0	1.6	19.0	0.1	1.5	0.0	1.5	
VMP-31-5	7/18/2012	1508	-0.22	-0.20	0.0	0.0	0.6	19.9	0.9	5.7	4.3	1.4	
VMP-31-5	8/15/2012	1503	-0.21	-0.74	0.0	0.0	0.8	20.0	1.2	4.4	0.0	4.4	
VMP-31-5	9/19/2012	1323	-0.43	-0.59	0.0	0.0	0.7	20.1	0.9	2.4	0.0	2.4	
VMP-31-5	10/17/2012	905	-0.40	0.91	0.0	0.0	0.9	19.5	0.2	1.0	0.0	1.0	
VMP-31-5	11/20/2012	1348	-0.28	-0.22	0.0	0.0	0.4	20.6	0.3	2.3	0.0	2.3	
VMP-31-5	12/19/2012	1140	-0.86	-0.05	0.0	0.0	0.2	20.7	0.2	1.7	0.0	1.7	
VMP-31-5	1/16/2013	1530	-0.45	-0.33	0.0	0.0	0.2	20.7	0.1	2.0	0.0	2.0	
VMP-31-5	2/25/2013	1415	-0.13	-0.16	0.0	0.0	0.2	20.7	0.2	0.3	0.0	0.3	
VMP-31-5	3/21/2013	958	-0.86	-0.83	0.0	0.0	0.1	20.8	0.4	2.1	0.0	2.1	
VMP-31-10	2/1/2012	1559	-0.40	-0.50	0.0	0.0	0.5	20.3	0.2	0.5	0.0	0.5	
VMP-31-10	2/2/2012	954	-0.73	-0.58	0.0	0.0	0.4	20.6	0.1	0.0	0.0	0.0	
VMP-31-10	2/7/2012	1405	-0.40	-0.44	0.0	0.0	0.5	20.5	0.2	0.0	0.0	0.0	
VMP-31-10	2/10/2012	907	-0.15	-0.62	0.0	0.0	0.3	20.8	1.0	6.8	6.1	0.7	
VMP-31-10	2/13/2012	825	-0.58	-0.55	0.0	0.0	0.4	20.6	0.2	0.0	0.0	0.0	
VMP-31-10	2/15/2012	1628	-0.59	-0.88	0.0	0.0	0.3	20.6	0.5	3.8	0.0	3.8	
VMP-31-10	2/16/2012	1608	-0.40	-0.77	0.0	0.0	0.4	20.9	0.8	4.9	0.0	4.9	
VMP-31-10	2/17/2012	913	-0.83	-0.63	0.0	0.0	0.4	20.8	0.7	3.1	0.0	3.1	
VMP-31-10	2/20/2012	936	-0.14	-0.67	0.0	0.0	0.3	20.8	0.5	3.8	0.0	3.8	
VMP-31-10	2/21/2012	831	-0.90	-0.88	0.0	0.0	0.3	20.9	0.5	3.8	0.0	3.8	
VMP-31-10	2/22/2012	1001	-0.42	- 0.35	0.0	0.0	0.5	20.7	0.4	2.3	0.0	2.3	
VMP-31-10	2/29/2012	1020	-0.35	- 0.37	0.0	0.0	0.5	20.3	0.5	2.5	0.0	2.5	
VMP-31-10	3/21/2012	1448	-0.22	-0.17	0.0	0.0	0.6	20.0	0.3	0.0	0.0	0.0	
VMP-31-10	4/18/2012	1447	-0.29	-0.26	0.0	0.0	0.1	20.9	0.8	5.0	0.0	5.0	
VMP-31-10	5/16/2012	1052	-0.69	-0.66	0.0	0.0	1.9	18.7	0.4	0.0	0.0	0.0	
VMP-31-10	6/20/2012	1739	-0.27	-0.27	0.0	0.0	1.5	19.2	0.6	1.6	0.0	1.6	
VMP-31-10	7/18/2012	1509	-0.37	-0.32	0.0	0.0	0.7	19.9	1.0	6.6	3.3	3.3	
VMP-31-10	8/15/2012	1508	-0.38	-0.46	0.0	0.0	1.0	19.5	1.0	4.5	0.0	4.5	
VMP-31-10	9/19/2012	1324	-0.59	-0.68	0.0	0.0	0.9	19.9	0.9	3.4	0.0	3.4	
VMP-31-10	10/17/2012	905	-0.65	-0.68	0.0	0.0	1.0	19.5	0.3	0.9	0.0	0.9	
VMP-31-10	11/20/2012	1352	-0.41	-0.44	0.0	0.0	0.6	20.0	0.5	1.5	0.0	1.5	
VMP-31-10	12/19/2012	1145	-0.47	-0.08	0.0	0.0	0.2	20.6	0.2	0.7	0.0	0.7	
VMP-31-10	1/16/2013	1535	-0.38	-0.90	0.0	0.0	0.2	20.7	0.1	2.6	0.0	2.6	
VMP-31-10	2/25/2013	1420	-0.17	-0.27	0.0	0.0	0.2	20.7	0.2	0.7	0.0	0.7	
VMP-31-10	3/21/2013	1002	-1.32	-1.35	0.0	0.0	0.1	20.8	0.2	1.3	0.0	1.3	
VMP-31-20	2/1/2012	1605	-0.14	NM	NM	NM	NM	NM	NM	NM	NM	NM	Screen submerged.
VMP-31-20	2/2/2012	1000	NM	NM	NM	NM	NM	NM	NM	NM	NM	NM	Screen submerged.
VMP-31-20	2/7/2012	1358	-0.67	NM	NM	NM	NM	NM	NM	NM	NM	NM	Screen submerged.
VMP-31-20	2/10/2012	908	NM	NM	NM	NM	NM	NM	NM	NM	NM	NM	Screen submerged.
VMP-31-20	2/13/2012	826	-0.78	NM	NM	NM	NM	NM	NM	NM	NM	NM	Screen submerged.
VMP-31-20	2/15/2012	1627	0.03	NM	NM	NM	NM	NM	NM	NM	NM	NM	Screen submerged.
VMP-31-20	2/16/2012	1609	-3.84	NM	NM	NM	NM	NM	NM	NM	NM	NM	Screen submerged.
VMP-31-20	2/17/2012	914	0.00	NM	NM	NM	NM	NM	NM	NM	NM	NM	Screen submerged.

SEE LAST PAGE OF TABLE FOR NOTES

TABLE 10
SVE SYSTEM MONTHLY MONITORING - VMP SAMPLING DATA

Sample ID	Date	Initial Reading Time (24-Hour)	Vacuum/Pressure		Fixed Gases				Soil Vapor Concentrations				Comments
			Initial Reading (Inches of H_2O)	Stabilized Reading (Inches of H_2O)	CH4 (%)	LEL (%)	CO_2 (%)	O_2 (%)	PID (ppmv)	THC (ppmv)	CH4 (ppmv)	PHC (ppmv)	
VMP-31-20	2/20/2012	937	-1.07	NM	NM	NM	NM	NM	NM	NM	NM	NM	Screen submerged.
VMP-31-20	2/21/2012	832	1.05	NM	NM	NM	NM	NM	NM	NM	NM	NM	Screen submerged.
VMP-31-20	2/22/2012	1001	-0.28	NM	NM	NM	NM	NM	NM	NM	NM	NM	Screen submerged.
VMP-31-20	2/29/2012	1021	0.19	NM	NM	NM	NM	NM	NM	NM	NM	NM	Screen submerged.
VMP-31-20	4/18/2012	1445	0.13	NM	NM	NM	NM	NM	NM	NM	NM	NM	Screen submerged.
VMP-31-20	5/16/2012	1056	-0.07	NM	NM	NM	NM	NM	NM	NM	NM	NM	Screen submerged.
VMP-31-20	6/20/2012	1740	NM	NM	NM	NM	NM	NM	NM	NM	NM	NM	Screen submerged.
VMP-31-20	7/18/2012	1510	-0.27	NM	NM	NM	NM	NM	NM	NM	NM	NM	Screen submerged.
VMP-31-20	8/15/2012	1511	-0.74	-0.88	0.8	17.0	6.1	14.3	252	1000	91.6	908	
VMP-31-20	9/19/2012	1325	-2.20	-1.21	2.5	50.0	6.8	11.0	343	1780	250	1530	
VMP-31-20	10/17/2012	906	-1.03	-0.75	5.8	OVR	10.1	6.2	441	2300	341	1959	
VMP-31-20	11/20/2012	1356	-0.75	-0.79	2.3	46.0	8.6	8.1	383	1960	230	1730	
VMP-31-20	12/19/2012	1150	-0.77	-0.23	0.6	12.0	7.2	12.1	210	1350	180	1170	
VMP-31-20	1/16/2013	1545	-1.16	-0.66	0.2	4.0	6.7	12.4	90.6	765	115	650	
VMP-31-20	2/25/2013	1425	-0.18	-0.15	0.0	0.0	0.1	20.7	2.0	13.9	1.3	12.6	
VMP-31-20	3/21/2013	1006	-0.70	-0.81	0.0	0.0	1.4	19.3	8.0	22.7	13.2	9.5	
VMP-31-30	2/1/2012	1605	-1.39	-0.72	OVR	OVR	6.0	0.9	81.1	1000000	742000	258000	
VMP-31-30	2/2/2012	1004	-1.30	-0.97	OVR	OVR	5.8	1.8	75.0	1000000	860000	140000	
VMP-31-30	2/7/2012	1410	-0.67	-0.72	OVR	OVR	6.3	2.7	79.2	1000000	1000000	0.0	
VMP-31-30	2/10/2012	909	-0.26	-1.10	OVR	OVR	5.9	5.0	81.4	897000	285000	612000	
VMP-31-30	2/13/2012	827	-1.06	-1.00	OVR	OVR	8.2	1.8	96.0	428000	169000	259000	
VMP-31-30	2/15/2012	1629	-0.97	-1.02	OVR	OVR	8.8	2.3	101	1000000	226000	774000	
VMP-31-30	2/16/2012	1610	-1.37	-1.29	OVR	OVR	8.5	2.6	121	371000	161000	210000	
VMP-31-30	2/17/2012	915	-1.19	1.02	OVR	OVR	9.8	2.1	125	245000	93200	151800	
VMP-31-30	2/20/2012	938	-0.26	-1.18	OVR	OVR	9.6	1.6	148	167000	85300	81700	
VMP-31-30	2/21/2012	833	-1.57	-1.60	OVR	OVR	9.4	1.4	158	310000	136000	174000	
VMP-31-30	2/22/2012	1002	-0.71	- 0.61	OVR	OVR	9.6	1.9	130	151000	82750	68250	
VMP-31-30	2/29/2012	1022	-0.53	- 0.67	OVR	OVR	10.4	1.3	189	67900	33590	34310	
VMP-31-30	3/21/2012	1448	-0.33	-0.30	OVR	OVR	10.6	0.6	199	93400	46800	46600	
VMP-31-30	4/18/2012	1449	-0.59	-0.52	7.1	OVR	10.3	1.8	114	11300	7800	3500	
VMP-31-30	5/16/2012	1056	-1.32	-1.28	0.8	17.0	10.6	4.1	40.0	2990	2900	90.0	
VMP-31-30	6/20/2012	1744	-0.58	-0.56	0.3	6.0	4.5	15.0	28.3	645	42.0	603	
VMP-31-30	7/18/2012	1511	-0.84	-0.77	0.1	3.0	8.5	7.7	19.0	565	563	2.0	
VMP-31-30	8/15/2012	1515	-0.83	-0.98	0.0	0.0	7.9	10.9	12.3	215	164	51.0	
VMP-31-30	9/19/2012	1326	-1.40	-1.39	0.0	0.0	8.8	10.0	10.3	86.4	56.4	30.0	
VMP-31-30	10/17/2012	906	-1.24	-3.58	0.2	5.0	3.4	17.6	25.7	286	28.8	257	
VMP-31-30	11/20/2012	1400	-0.90	-0.96	0.1	3.0	8.2	12.2	54.0	137	12.9	124	
VMP-31-30	12/19/2012	1155	-0.85	-0.51	2.3	26.0	11.0	8.0	86.0	5600	4250	1350	
VMP-31-30	1/16/2013	1245	-2.60	-2.18	OVR	OVR	12.8	3.0	290	72000	25300	46700	
VMP-31-30	2/25/2013	1430	-0.41	-0.44	OVR	OVR	15.3	0.6	266	34700	7600	27100	
VMP-31-30	3/21/2013	1010	-2.19	-2.14	OVR	OVR	13.6	1.6	266	49800	16100	33700	

SEE LAST PAGE OF TABLE FOR NOTES

TABLE 10
SVE SYSTEM MONTHLY MONITORING - VMP SAMPLING DATA

Sample ID	Date	Initial Reading Time (24-Hour)	Vacuum/Pressure		Fixed Gases				Soil Vapor Concentrations				Comments
			Initial Reading (Inches of H_2O)	Stabilized Reading (Inches of H_2O)	CH4 (%)	LEL (%)	CO_2 (%)	O_2 (%)	PID (ppmv)	THC (ppmv)	CH4 (ppmv)	PHC (ppmv)	
VMP-32-5	2/1/2012	1513	-0.27	-0.05	0.0	0.0	0.2	20.8	0.3	3.1	0.0	3.1	
VMP-32-5	2/2/2012	918	-0.06	-0.04	0.0	0.0	0.1	20.9	0.3	2.3	0.0	2.3	
VMP-32-5	2/7/2012	842	-0.07	-0.05	0.0	0.0	0.2	20.8	0.1	1.2	0.0	1.2	
VMP-32-5	2/15/2012	1029	-0.05	-0.04	0.0	0.0	0.1	20.9	0.3	0.0	0.0	0.0	
VMP-32-5	2/22/2012	1102	-0.04	- 0.01	0.0	0.0	0.3	20.9	1.0	8.2	3.7	4.5	
VMP-32-5	2/29/2012	1058	0.00	0.00	0.0	0.0	0.2	20.8	0.6	3.3	0.0	3.3	
VMP-32-5	3/21/2012	1322	0.00	0.00	0.0	0.0	0.2	20.6	0.4	0.0	0.0	0.0	
VMP-32-5	4/18/2012	1139	-0.04	0.00	0.0	0.0	0.1	20.7	0.8	2.1	0.0	2.1	
VMP-32-5	5/16/2012	1102	-0.04	-0.04	0.0	0.0	0.3	20.6	0.3	0.2	0.0	0.2	
VMP-32-5	6/20/2012	1508	0.00	-0.01	0.0	0.0	2.2	18.7	0.4	21.3	9.6	11.7	
VMP-32-5	7/18/2012	1428	-0.04	-0.03	0.0	0.0	0.9	19.7	1.2	9.0	4.7	4.3	
VMP-32-5	8/15/2012	1555	-0.03	-0.03	0.0	0.0	1.8	18.9	0.7	4.7	0.0	4.7	
VMP-32-5	9/19/2012	1407	-0.04	-0.04	0.0	0.0	1.1	19.8	0.6	3.6	0.0	3.6	
VMP-32-5	10/17/2012	920	-0.03	-0.03	0.0	0.0	1.0	18.5	0.3	0.5	0.0	0.5	
VMP-32-5	11/20/2012	1328	-0.03	-0.02	0.0	0.0	0.3	20.3	0.3	1.1	0.0	1.1	
VMP-32-5	12/19/2012	NM	NM	NM	NM	NM	NM	NM	NM	NM	NM	NM	Construction equipment parked on well. Could not access.
VMP-32-5	1/16/2013	NM	NM	NM	NM	NM	NM	NM	NM	NM	NM	NM	Vehicle parked on well. Could not access.
VMP-32-5	2/25/2013	1450	0.00	-0.02	0.0	0.0	0.2	20.6	0.2	0.9	0.0	0.9	
VMP-32-5	3/21/2013	940	-0.03	-0.01	0.0	0.0	0.2	20.7	0.3	1.9	0.0	1.9	
VMP-32-10	2/1/2012	1519	-0.11	-0.10	0.0	0.0	2.8	18.2	0.3	0.4	0.0	0.4	
VMP-32-10	2/2/2012	923	-0.10	-0.25	0.0	0.0	2.4	18.9	0.2	0.0	0.0	0.0	
VMP-32-10	2/7/2012	843	-0.16	-0.12	0.0	0.0	2.5	18.8	0.2	0.0	0.0	0.0	
VMP-32-10	2/15/2012	1030	-0.12	-0.10	0.0	0.0	2.2	18.8	0.3	0.0	0.0	0.0	
VMP-32-10	2/22/2012	1102	-0.07	- 0.62	0.0	0.0	2.3	19.1	1.3	7.7	0.0	7.7	
VMP-32-10	2/29/2012	1059	-0.08	0.00	0.0	0.0	2.1	18.8	0.6	2.6	0.0	2.6	
VMP-32-10	3/21/2012	1323	-0.04	-0.03	0.0	0.0	2.0	18.5	0.2	0.0	0.0	0.0	
VMP-32-10	4/18/2012	1140	-0.09	-0.06	0.0	0.0	2.2	18.0	0.5	2.2	0.0	2.2	
VMP-32-10	5/16/2012	1109	-0.10	-0.07	0.0	0.0	2.9	17.2	0.5	0.0	0.0	0.0	
VMP-32-10	6/20/2012	1509	-0.01	-0.02	0.0	0.0	3.6	16.2	1.0	4.6	0.0	4.6	
VMP-32-10	7/18/2012	1429	-0.07	-0.05	0.0	0.0	3.2	17.1	0.6	2.7	0.0	2.7	
VMP-32-10	8/15/2012	1550	-0.08	-0.06	0.0	0.0	3.5	17.5	0.9	4.2	0.0	4.2	
VMP-32-10	9/19/2012	1408	-0.07	-0.10	0.0	0.0	3.4	17.2	1.1	4.2	0.0	4.2	
VMP-32-10	10/17/2012	921	-0.05	0.00	0.0	0.0	3.4	17.4	0.4	0.4	0.0	0.4	
VMP-32-10	11/20/2012	1333	-0.05	-0.04	0.0	0.0	2.4	18.4	0.3	0.5	0.0	0.5	
VMP-32-10	12/19/2012	NM	NM	NM	NM	NM	NM	NM	NM	NM	NM	NM	Construction equipment parked on well. Could not access.
VMP-32-10	1/16/2013	NM	NM	NM	NM	NM	NM	NM	NM	NM	NM	NM	Vehicle parked on well. Could not access.
VMP-32-10	2/25/2013	1455	0.00	0.00	0.0	0.0	2.2	18.2	0.2	0.7	0.0	0.7	
VMP-32-10	3/21/2013	944	-0.08	-0.05	0.0	0.0	2.2	18.5	0.2	0.8	0.0	0.8	

SEE LAST PAGE OF TABLE FOR NOTES

TABLE 10
SVE SYSTEM MONTHLY MONITORING - VMP SAMPLING DATA

Sample ID	Date	Initial Reading Time (24-Hour)	Vacuum/Pressure		Fixed Gases				Soil Vapor Concentrations				Comments
			Initial Reading (Inches of H_2O)	Stabilized Reading (Inches of H_2O)	CH4 (%)	LEL (%)	CO_2 (%)	O_2 (%)	PID (ppmv)	THC (ppmv)	CH4 (ppmv)	PHC (ppmv)	
VMP-32-20	2/1/2012	1523	-0.03	-0.57	0.8	16.0	4.4	16.0	55.5	1280	921	359	
VMP-32-20	2/2/2012	929	-0.75	-0.61	0.0	0.0	3.5	17.3	0.8	5.4	2.0	3.4	
VMP-32-20	2/7/2012	844	-0.70	-0.53	0.0	0.0	3.9	17.3	0.3	2.3	0.0	2.3	
VMP-32-20	2/15/2012	1031	-0.83	-0.64	0.0	0.0	3.7	17.2	0.5	11.3	8.5	2.8	
VMP-32-20	2/22/2012	1103	-0.28	- 0.20	0.1	2.0	3.9	16.8	16.8	522	413	109	
VMP-32-20	2/29/2012	1100	-0.48	- 0.26	0.5	10.0	4.2	16.1	108	788	12.8	775	
VMP-32-20	3/21/2012	840	-0.32	-0.11	0.0	0.0	3.4	16.5	15.6	603	476	128	
VMP-32-20	4/18/2012	1141	-0.44	-0.24	0.0	0.0	3.4	16.4	0.5	2.8	0.0	2.8	
VMP-32-20	5/16/2012	1113	-0.74	-0.68	0.0	0.0	4.2	15.4	0.4	0.0	0.0	0.0	
VMP-32-20	6/20/2012	1510	-0.15	-0.18	0.0	0.0	4.2	15.2	1.5	23.9	21.2	2.7	
VMP-32-20	7/18/2012	1430	-0.35	-0.38	0.0	0.0	4.6	15.1	0.8	18.0	3.9	14.1	
VMP-32-20	8/15/2012	1559	-0.40	-0.42	0.0	0.0	5.0	15.9	1.0	3.5	0.0	3.5	
VMP-32-20	9/19/2012	1409	-0.56	-0.64	0.0	0.0	5.1	15.2	1.1	3.0	0.0	3.0	
VMP-32-20	10/17/2012	922	-0.54	-0.44	0.0	0.0	4.8	16.2	0.4	0.6	0.0	0.6	
VMP-32-20	11/20/2012	1338	-0.41	-0.42	0.0	0.0	4.2	17.0	0.4	0.4	0.0	0.4	
VMP-32-20	12/19/2012	NM	NM	NM	NM	NM	NM	NM	NM	NM	NM	NM	Construction equipment parked on well. Could not access.
VMP-32-20	1/16/2013	NM	NM	NM	NM	NM	NM	NM	NM	NM	NM	NM	Vehicle parked on well. Could not access.
VMP-32-20	2/25/2013	1500	-0.15	-0.11	0.0	0.0	3.7	16.5	0.3	0.7	0.0	0.7	
VMP-32-20	3/21/2013	948	-1.11	-1.03	0.0	0.0	3.6	16.5	0.3	0.4	0.0	0.4	
VMP-32-30	2/1/2012	1526	-0.40	-0.38	OVR	OVR	10.8	0.8	528	55500	17600	37900	
VMP-32-30	2/2/2012	934	-0.82	-0.63	OVR	OVR	10.8	1.1	493	43800	13500	30300	
VMP-32-30	2/7/2012	845	-0.71	-0.56	OVR	OVR	10.9	1.2	436	81000	19200	61800	
VMP-32-30	2/15/2012	1032	-0.74	-0.58	OVR	OVR	10.0	1.9	450	32600	10700	21900	
VMP-32-30	2/22/2012	1103	-0.30	- 0.22	OVR	OVR	10.3	1.6	489	36700	10440	26260	
VMP-32-30	2/29/2012	1101	-0.53	- 0.36	OVR	OVR	10.2	1.4	526	29600	7770	21830	
VMP-32-30	3/21/2012	1324	-0.26	-0.05	OVR	OVR	10.6	0.5	499	37400	11700	25700	
VMP-32-30	4/18/2012	1142	-0.47	-0.26	84.5	OVR	9.3	1.8	444	26000	8150	17850	
VMP-32-30	5/16/2012	1117	-0.84	-0.76	67.9	OVR	9.4	2.2	480	20500	7100	13400	
VMP-32-30	6/20/2012	1511	-0.16	-0.22	13.0	OVR	10.7	0.5	265	5950	2640	3310	
VMP-32-30	7/18/2012	1431	-0.39	-0.42	21.8	OVR	8.9	3.8	388	9320	3150	6170	
VMP-32-30	8/15/2012	1604	-0.45	-0.48	9.5	OVR	11.3	1.5	325	4700	2400	2300	
VMP-32-30	9/19/2012	1410	-0.64	-0.75	7.1	OVR	11.6	1.7	357	3500	2300	1200	
VMP-32-30	10/17/2012	923	-0.62	-0.54	0.1	3.0	9.8	6.5	17.1	1400	540	860	
VMP-32-30	11/20/2012	1343	-0.92	-0.51	0.1	2.0	12.9	2.6	83.0	480	51.5	429	
VMP-32-30	12/19/2012	NM	NM	NM	NM	NM	NM	NM	NM	NM	NM	NM	Construction equipment parked on well. Could not access.
VMP-32-30	1/16/2013	NM	NM	NM	NM	NM	NM	NM	NM	NM	NM	NM	Vehicle parked on well. Could not access.
VMP-32-30	2/25/2013	1505	-0.15	-0.12	0.0	0.0	13.5	2.6	22.5	123	13.5	109	
VMP-32-30	3/21/2013	952	-1.35	-1.22	2.4	46.0	14.2	1.3	242	1650	790	860	

SEE LAST PAGE OF TABLE FOR NOTES

TABLE 10
SVE SYSTEM MONTHLY MONITORING - VMP SAMPLING DATA

Sample ID	Date	Initial Reading Time (24-Hour)	Vacuum/Pressure		Fixed Gases				Soil Vapor Concentrations				Comments
			Initial Reading (Inches of H_2O)	Stabilized Reading (Inches of H_2O)	CH4 (%)	LEL (%)	CO_2 (%)	O_2 (%)	PID (ppmv)	THC (ppmv)	CH4 (ppmv)	PHC (ppmv)	
VMP-33-10	2/15/2012	1555	-0.12	-0.50	0.0	0.0	9.0	3.4	6.5	136	124	12.2	
VMP-33-10	2/16/2012	1323	-0.10	-0.14	0.0	0.0	3.6	15.8	2.7	5.4	0.0	5.4	
VMP-33-10	2/17/2012	1019	-0.26	-0.08	0.0	0.0	3.8	15.7	1.4	2.7	0.0	2.7	
VMP-33-10	2/22/2012	840	0.00	-0.14	0.0	0.0	5.1	10.0	0.7	11.8	0.0	11.8	
VMP-33-10	2/29/2012	842	-0.08	-0.10	0.0	0.0	3.9	15.3	0.5	2.5	0.0	2.5	
VMP-33-10	3/21/2012	839	-0.09	-0.10	0.0	0.0	4.2	17.0	0.1	1.3	0.0	1.3	
VMP-33-10	4/18/2012	1050	-0.05	0.00	0.0	0.0	3.6	17.2	0.4	4.4	0.0	4.4	
VMP-33-10	5/16/2012	1026	-0.13	-0.10	0.0	0.0	2.9	18.1	0.5	0.0	0.0	0.0	
VMP-33-10	6/20/2012	1053	-0.08	-0.08	0.0	0.0	1.9	19.2	0.4	0.0	0.0	0.0	
VMP-33-10	7/18/2012	1112	-0.06	-0.03	0.0	0.0	2.2	18.5	0.9	1.6	0.0	1.6	
VMP-33-10	8/15/2012	927	-0.05	-0.05	0.0	0.0	1.8	19.3	1.0	4.5	0.0	4.5	
VMP-33-10	9/19/2012	1252	0.00	0.00	0.0	0.0	0.7	20.2	0.9	3.5	0.0	3.5	
VMP-33-10	10/17/2012	831	-0.09	-0.08	0.0	0.0	0.5	20.4	0.9	1.3	0.0	1.3	
VMP-33-10	11/20/2012	914	-0.10	-0.07	0.0	0.0	0.3	20.6	0.5	1.6	0.0	1.6	
VMP-33-10	12/19/2012	1001	-0.05	-0.08	0.0	0.0	0.2	20.6	0.1	0.2	0.0	0.2	
VMP-33-10	1/16/2013	1237	0.02	0.00	0.0	0.0	0.3	20.5	0.2	1.2	0.0	1.2	
VMP-33-10	2/25/2013	908	-0.05	-0.05	0.0	0.0	0.0	20.9	0.2	3.5	0.0	3.5	
VMP-33-10	3/20/2013	852	-0.22	-0.16	0.0	0.0	0.1	20.7	0.2	0.5	0.0	0.5	
VMP-33-20	2/15/2012	1601	-0.23	-0.83	OVR	OVR	7.1	3.3	96.5	85280	74660	10620	
VMP-33-20	2/16/2012	1324	-0.38	-0.44	OVR	OVR	7.1	1.4	114	95460	76200	19260	
VMP-33-20	2/17/2012	1019	-0.24	-0.28	90.9	OVR	6.9	2.0	119	76200	55800	20400	
VMP-33-20	2/22/2012	841	0.00	0.09	OVR	OVR	7.4	1.5	100	108000	60600	47400	
VMP-33-20	2/29/2012	843	-0.01	-0.38	31.9	OVR	7.4	1.3	120	39200	35050	4150	
VMP-33-20	3/21/2012	840	-0.32	-0.32	1.1	23.0	7.4	2.7	40.1	5430	4940	490	
VMP-33-20	4/18/2012	1050	-0.17	-0.10	0.4	9.0	9.8	1.1	15.1	3260	3200	60.0	
VMP-33-20	5/16/2012	1027	-0.44	-0.43	0.0	0.0	12.0	1.5	3.1	724	661	63.0	
VMP-33-20	6/20/2012	1054	-0.25	-0.28	0.0	0.0	14.0	1.2	1.5	326	45.5	281	
VMP-33-20	7/18/2012	1113	-0.25	-0.16	0.0	0.0	16.8	3.5	1.1	80.1	3.8	76.3	
VMP-33-20	8/15/2012	928	-0.25	-0.25	0.0	0.0	17.6	6.5	0.8	36.0	1.2	34.8	
VMP-33-20	9/19/2012	1254	-0.18	-0.12	0.0	0.0	14.3	11.2	1.2	25.6	2.1	23.5	
VMP-33-20	10/17/2012	832	-0.38	-0.33	0.0	0.0	11.0	13.4	0.4	2.2	0.0	2.2	
VMP-33-20	11/20/2012	920	-0.42	-0.28	0.0	0.0	8.8	15.5	0.6	1.7	0.0	1.7	
VMP-33-20	12/19/2012	1002	-0.39	-0.34	0.0	0.0	9.2	14.5	0.2	0.4	0.0	0.4	
VMP-33-20	1/16/2013	1242	0.04	0.02	0.0	0.0	9.7	12.2	0.2	0.2	0.0	0.2	
VMP-33-20	2/25/2013	912	-0.21	-0.20	0.0	0.0	5.5	17.7	0.2	1.0	0.0	1.0	
VMP-33-20	3/20/2013	856	-0.83	-0.65	0.0	0.0	3.1	19.5	0.2	0.8	0.0	0.8	

SEE LAST PAGE OF TABLE FOR NOTES

TABLE 10
SVE SYSTEM MONTHLY MONITORING - VMP SAMPLING DATA

Sample ID	Date	Initial Reading Time (24-Hour)	Vacuum/Pressure		Fixed Gases				Soil Vapor Concentrations				Comments
			Initial Reading (Inches of H_2O)	Stabilized Reading (Inches of H_2O)	CH4 (%)	LEL (%)	CO_2 (%)	O_2 (%)	PID (ppmv)	THC (ppmv)	CH4 (ppmv)	PHC (ppmv)	
VMP-33-30	2/15/2012	1605	-0.24	-0.60	OVR	OVR	7.3	1.6	89.7	200000	137000	63000	
VMP-33-30	2/16/2012	1326	-0.48	-0.56	OVR	OVR	7.4	1.7	101	188000	155000	33000	
VMP-33-30	2/17/2012	1019	-0.30	-0.34	OVR	OVR	7.3	1.3	106	249000	118000	131000	
VMP-33-30	2/22/2012	842	0.00	0.15	OVR	OVR	7.5	1.4	86.3	219000	141000	78000	
VMP-33-30	2/29/2012	844	-0.04	-0.06	OVR	OVR	7.4	1.4	111	136000	106000	30000	
VMP-33-30	3/21/2012	840	-1.00	-0.80	74.6	OVR	7.3	1.7	110	114000	89500	24500	
VMP-33-30	4/18/2012	1050	-0.21	-0.11	36.7	OVR	7.7	1.0	111	50900	40700	10200	
VMP-33-30	5/16/2012	1028	-0.56	-0.56	7.3	OVR	9.2	0.8	73.6	24200	20000	4200	
VMP-33-30	6/20/2012	1055	-0.30	-0.35	3.6	73.0	9.8	0.1	34.3	14100	11940	2160	
VMP-33-30	7/18/2012	1114	-0.31	-0.20	2.5	50.0	10.5	1.4	30.7	11900	9910	1990	
VMP-33-30	8/15/2012	929	-0.32	-0.31	2.0	21.0	10.8	2.1	36.0	9100	7400	1700	
VMP-33-30	9/19/2012	1256	-0.24	-0.15	1.2	24.0	12.2	1.0	31.3	5900	4700	1200	
VMP-33-30	10/17/2012	833	-0.48	-0.40	0.7	15.0	10.9	1.6	19.0	4400	3240	1160	
VMP-33-30	11/20/2012	924	-0.54	-0.36	0.2	5.0	10.5	1.3	18.0	2460	2100	360	
VMP-33-30	12/19/2012	1003	-0.52	-0.46	0.0	1.0	14.4	1.6	3.9	735	680	55.0	
VMP-33-30	1/16/2013	1247	0.05	0.07	0.0	0.0	14.9	2.8	1.7	550	460	90.0	
VMP-33-30	2/25/2013	916	-0.26	-0.26	0.0	0.0	13.6	5.7	1.0	41.7	17.3	24.4	
VMP-33-30	3/20/2013	900	0.00	-0.84	NM	NM	NM	NM	NM	NM	NM	NM	Water encountered during sampling.
VMP-34-10	2/15/2012	1615	-0.40	-0.38	OVR	OVR	9.2	1.3	49.4	315000	271000	44000	
VMP-34-10	2/16/2012	1347	-0.86	-0.97	23.4	OVR	7.8	5.8	36.6	69300	66100	3200	
VMP-34-10	2/17/2012	1054	-0.60	-0.50	19.0	OVR	9.7	2.0	31.8	68900	68000	900	
VMP-34-10	2/20/2012	1057	-0.49	-0.37	9.5	OVR	8.7	3.9	17.6	66900	59800	7100	
VMP-34-10	2/21/2012	1018	-1.03	-1.06	48.7	OVR	8.9	3.9	38.2	211000	105000	106000	
VMP-34-10	2/22/2012	908	0.00	0.06	OVR	OVR	9.1	1.7	50.4	199000	199000	0.0	
VMP-34-10	2/29/2012	922	-0.45	-0.50	OVR	OVR	8.9	1.4	46.2	367000	268000	99000	
VMP-34-10	3/21/2012	915	-0.54	-0.49	OVR	OVR	7.8	4.2	30.0	212000	210000	2000	
VMP-34-10	4/18/2012	1032	-0.36	-0.33	12.8	OVR	5.9	6.0	11.5	74000	64000	10000	
VMP-34-10	5/16/2012	1044	-0.69	-0.68	3.1	64.0	2.6	16.0	11.0	24300	20400	3900	
VMP-34-10	6/20/2012	859	-0.60	-0.43	0.8	17.0	1.9	18.9	4.8	2300	1170	1130	
VMP-34-10	7/18/2012	933	-0.48	-0.49	0.3	6.0	2.0	18.0	8.3	2730	2600	130	
VMP-34-10	8/15/2012	902	-0.46	-0.47	0.0	0.0	0.3	20.7	2.0	75.0	6.3	68.7	
VMP-34-10	9/19/2012	1207	-0.55	-0.49	0.0	0.0	1.8	17.0	1.8	5.0	0.0	5.0	
VMP-34-10	10/17/2012	907	-0.61	-0.58	0.0	0.0	2.8	14.8	0.4	7.9	7.9	0.0	
VMP-34-10	11/20/2012	929	-0.66	-0.50	0.0	0.0	2.9	14.5	0.4	6.6	6.4	0.2	
VMP-34-10	12/19/2012	1042	-0.63	-0.44	0.0	0.0	2.2	15.8	0.6	3.4	0.0	3.4	
VMP-34-10	1/16/2013	923	-0.33	-0.05	0.0	0.0	3.5	12.2	1.3	5.0	0.0	5.0	
VMP-34-10	2/25/2013	943	-0.45	-0.35	0.0	0.0	3.2	13.3	0.2	4.1	0.0	4.1	
VMP-34-10	3/20/2013	933	-1.42	-0.28	0.0	0.0	0.8	19.0	0.3	1.9	0.0	1.9	

SEE LAST PAGE OF TABLE FOR NOTES

TABLE 10
SVE SYSTEM MONTHLY MONITORING - VMP SAMPLING DATA

Sample ID	Date	Initial Reading Time (24-Hour)	Vacuum/Pressure		Fixed Gases				Soil Vapor Concentrations				Comments
			Initial Reading (Inches of H_2O)	Stabilized Reading (Inches of H_2O)	CH4 (%)	LEL (%)	CO_2 (%)	O_2 (%)	PID (ppmv)	THC (ppmv)	CH4 (ppmv)	PHC (ppmv)	
VMP-34-20	2/15/2012	1620	-0.36	-0.30	OVR	OVR	7.9	1.4	53.9	1000000	704000	296000	
VMP-34-20	2/16/2012	1348	-0.91	-1.02	OVR	OVR	7.2	2.8	56.2	1000000	946000	54000	
VMP-34-20	2/17/2012	1054	-0.57	-0.47	OVR	OVR	7.8	1.3	60.5	1000000	1000000	0.0	
VMP-34-20	2/20/2012	1102	-0.51	-0.39	OVR	OVR	7.6	1.9	59.1	1000000	925000	75000	
VMP-34-20	2/21/2012	1019	-1.21	-1.28	OVR	OVR	7.6	1.3	60.3	1000000	1000000	0.0	
VMP-34-20	2/22/2012	909	0.13	0.22	OVR	OVR	8.1	0.9	49.2	1000000	820000	180000	
VMP-34-20	2/29/2012	923	-0.49	-0.50	OVR	OVR	7.5	1.2	51.2	1000000	833000	167000	
VMP-34-20	3/21/2012	915	-0.68	-0.59	OVR	OVR	7.0	0.7	46.5	1000000	1000000	0.0	
VMP-34-20	4/18/2012	1032	-0.36	-0.34	OVR	OVR	6.0	1.2	47.5	1000000	1000000	0.0	
VMP-34-20	5/16/2012	1045	-0.88	-0.88	OVR	OVR	6.4	1.3	52.1	1000000	1000000	0.0	
VMP-34-20	6/20/2012	900	-0.78	-0.58	OVR	OVR	7.2	0.9	72.0	1000000	1000000	0.0	
VMP-34-20	7/18/2012	934	-0.65	-0.64	OVR	OVR	8.2	1.4	42.2	1000000	420000	580000	
VMP-34-20	8/15/2012	903	-0.60	-0.60	OVR	OVR	9.6	2.5	91.2	180000	152000	28000	
VMP-34-20	9/19/2012	1208	-0.61	-0.57	OVR	OVR	10.1	2.0	94.6	179000	152000	27000	
VMP-34-20	10/17/2012	908	-0.70	-0.65	OVR	OVR	7.1	1.9	65.2	1000000	650000	350000	
VMP-34-20	11/20/2012	933	-0.83	-0.62	OVR	OVR	10.8	1.1	158	159000	135000	24000	
VMP-34-20	12/19/2012	1043	-0.79	-0.53	OVR	OVR	11.3	0.8	142	105000	81200	23800	
VMP-34-20	1/16/2013	928	-0.42	0.00	OVR	OVR	10.7	0.7	121	395000	191000	204000	
VMP-34-20	2/25/2013	947	-0.49	-0.37	OVR	OVR	9.9	1.4	107	617000	164000	453000	
VMP-34-20	3/20/2013	937	-1.71	-0.35	OVR	OVR	9.7	1.3	93.8	260000	154000	106000	
VMP-34-30	2/15/2012	1625	-0.27	-0.30	OVR	OVR	7.2	1.5	51.4	1000000	561000	439000	
VMP-34-30	2/16/2012	1349	-0.95	-1.03	OVR	OVR	7.0	2.2	59.6	1000000	878000	122000	
VMP-34-30	2/17/2012	1054	-0.59	-0.45	OVR	OVR	7.2	1.4	62.6	1000000	800000	200000	
VMP-34-30	2/20/2012	1103	-0.53	-0.42	OVR	OVR	7.2	1.8	60.8	1000000	936000	64000	
VMP-34-30	2/21/2012	1020	-1.26	-1.33	OVR	OVR	7.1	1.4	62.0	1000000	1000000	0.0	
VMP-34-30	2/22/2012	910	0.15	0.23	OVR	OVR	7.3	1.0	50.7	1000000	669000	331000	
VMP-34-30	2/29/2012	924	-0.49	-0.53	OVR	OVR	6.9	1.2	53.1	1000000	881000	119000	
VMP-34-30	3/21/2012	916	-0.68	-0.64	OVR	OVR	6.5	0.6	51.6	1000000	1000000	0.0	
VMP-34-30	4/18/2012	1032	-0.38	-0.35	OVR	OVR	5.7	0.9	52.0	1000000	1000000	0.0	
VMP-34-30	5/16/2012	1046	-0.93	-0.96	OVR	OVR	5.4	1.5	56.1	1000000	1000000	0.0	
VMP-34-30	6/20/2012	901	-0.84	-0.62	OVR	OVR	5.3	1.3	78.0	1000000	1000000	0.0	
VMP-34-30	7/18/2012	935	-0.70	-0.70	OVR	OVR	5.2	1.5	37.3	1000000	1000000	0.0	
VMP-34-30	8/15/2012	903	-0.66	-0.67	OVR	OVR	6.0	1.5	70.0	838000	664000	174000	
VMP-34-30	9/19/2012	1210	-0.65	-0.62	OVR	OVR	6.7	1.5	82.6	1000000	536000	464000	
VMP-34-30	10/17/2012	909	-0.70	-0.64	OVR	OVR	9.6	1.7	84.6	775000	371000	404000	
VMP-34-30	11/20/2012	937	-0.90	-0.68	OVR	OVR	7.9	1.3	108	1000000	804000	196000	
VMP-34-30	12/19/2012	1044	-0.80	-0.59	OVR	OVR	8.7	1.2	118	1000000	765000	235000	
VMP-34-30	1/16/2013	933	-0.44	0.03	OVR	OVR	9.0	0.9	88.6	1000000	610000	390000	
VMP-34-30	2/25/2013	951	-0.50	-0.37	OVR	OVR	8.9	1.3	87.3	1000000	485000	515000	
VMP-34-30	3/20/2013	941	-1.81	-0.38	OVR	OVR	8.9	1.2	70.1	1000000	855000	145000	

SEE LAST PAGE OF TABLE FOR NOTES

TABLE 10
SVE SYSTEM MONTHLY MONITORING - VMP SAMPLING DATA

Sample ID	Date	Initial Reading Time (24-Hour)	Vacuum/Pressure		Fixed Gases				Soil Vapor Concentrations				Comments
			Initial Reading (Inches of H_2O)	Stabilized Reading (Inches of H_2O)	CH4 (%)	LEL (%)	CO_2 (%)	O_2 (%)	PID (ppmv)	THC (ppmv)	CH4 (ppmv)	PHC (ppmv)	
VMP-35-10	2/1/2012	1521	-0.59	-0.02	0.0	0.0	0.2	20.7	4.9	46.6	26.7	19.9	
VMP-35-10	2/2/2012	1031	-0.28	-0.25	0.0	0.0	0.2	21.0	2.4	10.9	3.1	7.9	
VMP-35-10	2/7/2012	840	-0.27	-0.24	0.0	0.0	0.2	20.9	3.5	2.0	0.0	2.0	
VMP-35-10	2/10/2012	1036	-0.15	-0.05	0.0	0.0	0.1	20.8	2.0	15.0	5.5	9.5	
VMP-35-10	2/13/2012	909	-0.13	0.02	0.0	0.0	0.1	20.9	0.3	2.1	0.0	2.1	
VMP-35-10	2/15/2012	1305	-0.27	-0.26	0.0	0.0	0.1	20.9	16.3	88.5	6.7	81.8	
VMP-35-10	2/22/2012	1005	-0.16	-0.10	0.0	0.0	0.3	20.9	0.7	8.8	0.0	8.8	
VMP-35-10	2/29/2012	944	-0.31	-0.31	0.1	3.0	0.3	20.9	53.4	347	32.7	314	
VMP-35-10	3/21/2012	932	-0.32	-0.30	0.0	0.0	0.1	20.9	0.1	10.2	3.9	6.3	
VMP-35-10	4/18/2012	854	-0.35	-0.42	0.0	0.0	0.0	20.9	0.5	5.4	0.0	5.4	
VMP-35-10	5/16/2012	900	-0.48	-0.44	0.0	0.0	0.0	20.8	0.4	3.3	0.0	3.3	
VMP-35-10	6/20/2012	925	-0.37	-0.33	0.0	0.0	0.0	20.9	0.4	6.3	0.0	6.3	
VMP-35-10	7/18/2012	952	-0.38	-0.35	0.0	0.0	0.0	20.9	0.9	8.6	3.4	5.3	
VMP-35-10	8/15/2012	952	-0.37	-0.38	0.0	0.0	0.0	20.9	0.7	5.2	4.7	0.5	
VMP-35-10	9/19/2012	1143	-0.47	-0.45	0.0	0.0	0.0	20.9	0.8	3.3	0.0	3.3	
VMP-35-10	10/17/2012	926	-0.56	-0.55	0.0	0.0	0.0	20.9	0.3	3.2	0.0	3.2	
VMP-35-10	11/20/2012	955	-0.52	-0.40	0.0	0.0	0.0	20.9	0.5	4.8	0.0	4.8	
VMP-35-10	12/19/2012	1051	-0.34	-0.22	0.0	0.0	0.0	20.9	0.6	3.3	0.0	3.3	
VMP-35-10	1/16/2013	947	-0.30	-0.13	0.0	0.0	0.0	20.9	0.3	3.5	0.0	3.5	
VMP-35-10	2/25/2013	1007	-0.37	-0.32	0.0	0.0	0.0	20.9	0.3	3.5	0.0	3.5	
VMP-35-10	3/20/2013	948	-0.97	-0.19	0.0	0.0	0.0	20.8	0.8	3.9	0.0	3.9	
VMP-35-20	2/1/2012	1522	-0.36	-0.09	OVR	OVR	7.7	2.2	140	230000	155000	75000	
VMP-35-20	2/2/2012	1032	-0.88	-0.76	OVR	OVR	6.7	6.2	106	166000	125000	41000	
VMP-35-20	2/7/2012	840	-0.83	-0.70	OVR	OVR	7.4	5.1	102	174000	155000	19000	
VMP-35-20	2/10/2012	1037	-0.59	-0.02	OVR	OVR	6.9	5.0	117	189000	136000	53000	
VMP-35-20	2/13/2012	910	-0.57	-0.05	OVR	OVR	6.8	4.8	107	255000	161000	94000	
VMP-35-20	2/15/2012	1306	-0.71	-0.65	OVR	OVR	6.5	2.6	110	736000	266000	470000	
VMP-35-20	2/22/2012	1006	-0.42	-0.29	OVR	OVR	8.1	1.7	144	800000	205000	595000	
VMP-35-20	2/29/2012	945	-0.80	-0.80	OVR	OVR	7.4	4.8	136	233000	123000	110000	
VMP-35-20	3/21/2012	932	-0.85	-0.80	33.4	OVR	4.2	10.3	51.1	137000	113000	24000	
VMP-35-20	4/18/2012	854	-0.98	-1.07	20.5	OVR	3.5	11.2	100	31600	24900	6700	
VMP-35-20	5/16/2012	921	-1.32	-1.26	20.7	OVR	2.0	15.6	180	17600	11200	6400	
VMP-35-20	6/20/2012	926	-1.08	-0.95	2.5	50.0	1.0	18.2	86.0	2840	2600	240	
VMP-35-20	7/18/2012	953	-1.08	-1.03	0.9	19.0	1.0	18.4	53.6	3534	2039	1495	
VMP-35-20	8/15/2012	953	-1.01	-1.10	9.0	OVR	1.8	17.0	252	7030	2790	4240	
VMP-35-20	9/19/2012	1145	-1.38	-1.33	6.7	OVR	1.6	17.7	307	5800	1500	4300	
VMP-35-20	10/17/2012	927	-1.39	-1.35	20.7	OVR	4.0	14.1	383	6100	1600	4500	
VMP-35-20	11/20/2012	959	-1.34	-1.08	1.9	38.0	2.6	16.4	214	1500	635	865	
VMP-35-20	12/19/2012	1055	-0.93	-0.69	1.4	28.0	2.2	17.1	175	1320	510	810	
VMP-35-20	1/16/2013	950	-0.82	-0.37	0.7	14.0	2.8	16.3	106	1820	1100	720	
VMP-35-20	2/25/2013	1011	-0.95	-0.78	1.0	20.0	1.9	17.9	60.1	2470	1440	1030	
VMP-35-20	3/20/2013	952	-2.33	-0.48	0.0	1.0	0.4	20.5	14.9	260	162	98.0	

SEE LAST PAGE OF TABLE FOR NOTES

TABLE 10
SVE SYSTEM MONTHLY MONITORING - VMP SAMPLING DATA

Sample ID	Date	Initial Reading Time (24-Hour)	Vacuum/Pressure		Fixed Gases				Soil Vapor Concentrations				Comments
			Initial Reading (Inches of H_2O)	Stabilized Reading (Inches of H_2O)	CH4 (%)	LEL (%)	CO_2 (%)	O_2 (%)	PID (ppmv)	THC (ppmv)	CH4 (ppmv)	PHC (ppmv)	
VMP-35-30	2/1/2012	1523	-0.33	-0.08	0.0	0.0	0.2	20.9	4.1	40.0	20.6	19.4	
VMP-35-30	2/2/2012	1033	-1.01	-0.88	OVR	OVR	3.7	2.5	38.8	1000000	1000000	0.0	
VMP-35-30	2/7/2012	840	-0.85	-0.75	OVR	OVR	3.8	1.5	35.9	1000000	1000000	0.0	
VMP-35-30	2/10/2012	1037	-0.51	20.10	OVR	OVR	3.5	2.0	39.4	1000000	1000000	0.0	
VMP-35-30	2/13/2012	911	-0.46	0.11	OVR	OVR	3.4	2.0	34.3	1000000	1000000	0.0	
VMP-35-30	2/15/2012	1307	-0.57	-0.53	OVR	OVR	3.6	1.6	41.7	1000000	1000000	0.0	
VMP-35-30	2/22/2012	1007	-0.28	-0.20	OVR	OVR	3.6	2.1	44.0	1000000	1000000	0.0	
VMP-35-30	2/29/2012	946	-0.78	-0.77	OVR	OVR	3.5	1.7	48.2	1000000	1000000	0.0	
VMP-35-30	3/21/2012	932	-0.95	-0.92	OVR	OVR	3.3	0.9	50.5	1000000	1000000	0.0	
VMP-35-30	4/18/2012	854	-1.04	-1.12	OVR	OVR	3.1	0.8	45.0	1000000	1000000	0.0	
VMP-35-30	5/16/2012	922	-1.50	-1.46	OVR	OVR	3.1	1.0	50.0	1000000	1000000	0.0	
VMP-35-30	6/20/2012	927	-1.25	-1.04	OVR	OVR	3.0	0.6	65.0	1000000	1000000	0.0	
VMP-35-30	7/18/2012	954	-1.28	-1.20	OVR	OVR	2.8	1.6	34.5	1000000	1000000	0.0	
VMP-35-30	8/15/2012	953	-1.25	-1.26	OVR	OVR	3.3	2.0	62.0	1000000	1000000	0.0	
VMP-35-30	9/19/2012	1147	-1.60	-1.57	OVR	OVR	3.6	3.1	65.6	1000000	762000	238000	
VMP-35-30	10/17/2012	928	-1.57	-1.49	OVR	OVR	4.5	1.2	52.2	1000000	1000000	0.0	
VMP-35-30	11/20/2012	1003	-1.57	-1.27	OVR	OVR	4.5	2.8	95.0	1000000	419000	581000	
VMP-35-30	12/19/2012	1059	-1.17	-0.84	OVR	OVR	5.4	1.3	96.2	1000000	1000000	0.0	
VMP-35-30	1/16/2013	953	-0.95	-0.46	OVR	OVR	5.8	0.8	66.3	1000000	1000000	0.0	
VMP-35-30	2/25/2013	1015	-1.09	-0.83	OVR	OVR	5.8	1.8	52.1	1000000	770000	230000	
VMP-35-30	3/20/2013	956	-2.67	-0.56	OVR	OVR	6.0	1.6	46.7	1000000	1000000	0.0	
VMP-36-10	2/1/2012	1649	-0.34	-0.29	0.0	0.0	0.3	20.6	4.7	18.0	0.0	18.0	
VMP-36-10	2/2/2012	917	-0.74	-0.60	0.0	0.0	0.2	20.8	1.7	6.4	0.0	6.4	
VMP-36-10	2/7/2012	1003	-0.41	-0.36	0.0	0.0	0.2	20.9	2.4	7.6	0.0	7.6	
VMP-36-10	2/10/2012	1023	-0.36	-0.01	0.0	0.0	0.1	20.8	1.7	8.3	4.3	4.0	
VMP-36-10	2/13/2012	1049	0.00	-0.10	0.0	0.0	0.2	20.8	0.5	2.5	0.0	2.5	
VMP-36-10	2/15/2012	1222	-0.44	-0.21	0.0	0.0	0.2	20.9	2.6	14.7	4.7	10.0	
VMP-36-10	2/22/2012	804	0.00	- 0.25	0.0	0.0	0.4	20.5	1.4	6.9	3.9	3.0	
VMP-36-10	2/29/2012	1346	-0.06	0.06	0.0	0.0	0.9	20.2	12.5	57.7	0.0	57.7	
VMP-36-10	3/21/2012	1100	-0.24	- 0.23	0.0	0.0	0.3	20.7	2.9	33.9	0.0	33.9	
VMP-36-10	4/18/2012	845	-0.36	-0.11	0.0	0.0	0.1	20.9	0.2	2.2	0.0	2.2	
VMP-36-10	5/16/2012	955	-0.65	-0.64	0.0	0.0	0.2	20.7	0.6	1.0	0.0	1.0	
VMP-36-10	6/20/2012	1036	-0.17	-0.35	0.0	0.0	0.1	20.6	1.0	0.8	0.0	0.8	
VMP-36-10	7/18/2012	1115	-0.20	-0.14	0.0	0.0	0.1	20.8	1.0	5.4	0.0	5.4	
VMP-36-10	8/15/2012	1045	-0.24	-0.21	0.0	0.0	0.2	20.7	1.0	7.2	5.6	1.6	
VMP-36-10	9/19/2012	1004	-0.42	-0.44	0.0	0.0	0.1	20.8	0.6	3.3	0.0	3.3	
VMP-36-10	10/17/2012	1021	-0.50	-0.47	0.0	0.0	0.1	20.8	0.6	4.2	0.0	4.2	
VMP-36-10	11/20/2012	1042	-0.40	-0.38	0.0	0.0	0.1	20.8	0.5	2.8	0.0	2.8	
VMP-36-10	12/19/2012	1005	-0.48	-0.44	0.0	0.0	0.1	20.8	0.7	3.2	0.0	3.2	
VMP-36-10	1/16/2013	1110	-0.16	-0.07	0.0	0.0	0.1	20.8	0.2	2.0	0.0	2.0	
VMP-36-10	2/25/2013	1430	0.18	0.15	0.0	0.0	0.2	19.8	0.4	1.8	0.0	1.8	
VMP-36-10	3/20/2013	1140	-0.18	-0.17	0.0	0.0	0.0	20.9	0.8	2.9	0.0	2.9	

SEE LAST PAGE OF TABLE FOR NOTES

TABLE 10
SVE SYSTEM MONTHLY MONITORING - VMP SAMPLING DATA

Sample ID	Date	Initial Reading Time (24-Hour)	Vacuum/Pressure		Fixed Gases				Soil Vapor Concentrations				Comments
			Initial Reading (Inches of H_2O)	Stabilized Reading (Inches of H_2O)	CH4 (%)	LEL (%)	CO_2 (%)	O_2 (%)	PID (ppmv)	THC (ppmv)	CH4 (ppmv)	PHC (ppmv)	
VMP-36-20	2/1/2012	1650	-0.53	-0.05	OVR	OVR	8.2	3.6	98.6	1000000	770000	230000	
VMP-36-20	2/2/2012	918	-0.92	-0.57	OVR	OVR	8.7	1.5	80.0	1000000	480000	520000	
VMP-36-20	2/7/2012	1004	-0.68	-0.63	OVR	OVR	8.7	1.3	81.7	919000	558000	361000	
VMP-36-20	2/10/2012	1024	-0.59	-0.54	OVR	OVR	8.2	1.5	74.3	1000000	930000	70000	
VMP-36-20	2/13/2012	1050	-0.20	0.15	OVR	OVR	8.2	1.5	67.6	1000000	931000	69000	
VMP-36-20	2/15/2012	1223	-1.21	0.14	OVR	OVR	8.3	1.2	76.5	1000000	1000000	0.0	
VMP-36-20	2/22/2012	805	-0.60	- 0.26	OVR	OVR	8.6	0.9	81.5	1000000	470000	530000	
VMP-36-20	2/29/2012	1347	-0.35	0.14	OVR	OVR	8.2	1.6	100	1000000	710000	290000	
VMP-36-20	3/21/2012	1101	0.05	0.50	OVR	OVR	8.0	0.6	118	1000000	1000000	0.0	
VMP-36-20	4/18/2012	845	-0.60	-0.19	OVR	OVR	7.4	1.2	142	752000	324000	428000	
VMP-36-20	5/16/2012	955	-1.05	-1.06	OVR	OVR	7.1	2.8	180	735000	217000	518000	
VMP-36-20	6/20/2012	1041	-0.63	-0.56	OVR	OVR	6.7	3.0	189	266000	105000	161000	
VMP-36-20	7/18/2012	1119	-0.37	-0.25	OVR	OVR	5.9	6.5	95.0	416000	123000	293000	
VMP-36-20	8/15/2012	1050	-0.42	-0.36	OVR	OVR	9.5	1.1	149	183000	106000	77000	
VMP-36-20	9/19/2012	1004	-0.78	-0.77	OVR	OVR	8.3	3.4	245	264000	54200	209800	
VMP-36-20	10/17/2012	1022	-0.90	-0.82	OVR	OVR	8.4	1.1	235	253000	37100	215900	
VMP-36-20	11/20/2012	1046	-0.72	-0.68	OVR	OVR	8.5	1.0	349	262000	41400	220600	
VMP-36-20	12/19/2012	1010	-0.84	-0.74	OVR	OVR	9.1	0.9	410	180000	41100	138900	
VMP-36-20	1/16/2013	1115	-0.27	-0.18	OVR	OVR	8.9	1.5	318	153000	37200	115800	
VMP-36-20	2/25/2013	1434	0.13	0.24	OVR	OVR	8.8	1.1	233	106000	29100	76900	
VMP-36-20	3/20/2013	1144	-0.34	-0.32	OVR	OVR	5.9	6.7	387	91600	19700	71900	
VMP-36-30	2/1/2012	1651	-0.25	-0.23	OVR	OVR	8.1	1.0	140	1000000	425000	575000	
VMP-36-30	2/2/2012	920	-1.08	-0.87	OVR	OVR	8.0	1.5	130	1000000	472000	528000	
VMP-36-30	2/7/2012	1005	-0.57	-0.49	OVR	OVR	8.2	1.2	131	1000000	521000	479000	
VMP-36-30	2/10/2012	1025	-0.98	-0.35	OVR	OVR	7.6	2.0	122	1000000	1000000	0.0	
VMP-36-30	2/13/2012	1051	-0.36	-0.17	OVR	OVR	6.6	3.0	104	1000000	263000	737000	
VMP-36-30	2/15/2012	1224	-1.61	-0.89	OVR	OVR	6.2	1.6	95.0	1000000	986000	14000	
VMP-36-30	2/22/2012	806	-0.71	- 0.73	OVR	OVR	5.0	1.4	70.3	1000000	1000000	0.0	
VMP-36-30	2/29/2012	1348	-0.19	0.13	OVR	OVR	5.0	1.6	63.9	1000000	785000	215000	
VMP-36-30	3/21/2012	1102	-0.67	- 0.59	OVR	OVR	4.4	0.4	38.9	1000000	1000000	0.0	
VMP-36-30	4/18/2012	845	-1.20	-0.32	OVR	OVR	4.3	1.1	69.0	1000000	1000000	0.0	
VMP-36-30	5/16/2012	955	-1.65	-1.65	OVR	OVR	5.2	1.6	78.2	1000000	1000000	0.0	
VMP-36-30	6/20/2012	1046	-1.34	-1.24	OVR	OVR	4.9	3.0	96.4	1000000	402000	598000	
VMP-36-30	7/18/2012	1123	-1.32	-1.19	OVR	OVR	5.7	1.7	48.4	1000000	675000	325000	
VMP-36-30	8/15/2012	1055	-1.45	-1.38	OVR	OVR	7.1	1.0	103	1000000	373000	627000	
VMP-36-30	9/19/2012	1005	-2.22	-2.17	OVR	OVR	7.8	1.9	144	1000000	402000	598000	
VMP-36-30	10/17/2012	1023	-2.00	-1.90	NM	NM	NM	NM	NM	NM	NM	NM	Pullback during purge. Could not sample.
VMP-36-30	11/20/2012	1050	-1.69	-1.63	OVR	OVR	8.2	0.8	201	648000	311000	337000	
VMP-36-30	12/19/2012	1015	-1.63	-1.57	OVR	OVR	8.5	0.6	185	1000000	333000	667000	
VMP-36-30	1/16/2013	1120	-0.88	-0.77	OVR	OVR	8.3	1.2	142	740000	275000	465000	
VMP-36-30	2/25/2013	1338	-0.24	-0.28	OVR	OVR	8.9	1.3	136	719000	199000	520000	
VMP-36-30	3/20/2013	1148	-0.63	-0.61	OVR	OVR	8.7	1.2	139	890000	240000	650000	

SEE LAST PAGE OF TABLE FOR NOTES

TABLE 10
SVE SYSTEM MONTHLY MONITORING - VMP SAMPLING DATA

Sample ID	Date	Initial Reading Time (24-Hour)	Vacuum/Pressure		Fixed Gases				Soil Vapor Concentrations				Comments
			Initial Reading (Inches of H_2O)	Stabilized Reading (Inches of H_2O)	CH4 (%)	LEL (%)	CO_2 (%)	O_2 (%)	PID (ppmv)	THC (ppmv)	CH4 (ppmv)	PHC (ppmv)	
VMP-37-10	2/2/2012	1348	0.00	-0.24	OVR	OVR	4.8	12.4	270	100000	38700	61300	
VMP-37-10	2/3/2012	857	-0.26	-0.24	OVR	OVR	2.0	17.5	428	44400	20970	23430	
VMP-37-10	2/7/2012	947	-0.31	0.04	38.1	OVR	1.5	18.2	369	21390	14950	6440	
VMP-37-10	2/13/2012	1352	0.12	0.10	OVR	OVR	3.6	10.0	285	84640	48610	36030	
VMP-37-10	2/14/2012	1531	-0.70	-0.57	11.5	OVR	0.8	20.8	458	11300	4860	6440	
VMP-37-10	2/15/2012	1042	-0.65	-0.40	7.1	OVR	0.5	20.3	466	7800	2290	5510	
VMP-37-10	2/22/2012	824	0.00	- 0.08	0.0	0.0	0.2	20.8	27.8	119	8.1	111	
VMP-37-10	2/29/2012	1330	NM	NM	NM	NM	NM	NM	NM	NM	NM	NM	Stainless Steel Broken and Venting. Could not sample.
VMP-37-10	3/21/2012	1035	-0.25	- 0.14	11.9	OVR	0.9	18.5	404	16200	9000	7200	
VMP-37-10	4/18/2012	917	-0.46	-0.42	4.8	97.0	0.4	20.1	375	6225	2050	4175	
VMP-37-10	5/16/2012	936	-0.55	-0.53	1.4	28.0	0.3	20.3	275	2600	790	1810	
VMP-37-10	6/20/2012	1019	-0.34	-0.40	2.3	48.0	0.3	20.3	307	3261	752	2509	
VMP-37-10	7/18/2012	1053	-0.31	-0.23	1.6	32.0	0.4	19.9	298	3500	1035	2465	
VMP-37-10	8/15/2012	1022	-0.32	-0.30	1.1	23.0	0.3	20.6	238	1440	276	1164	
VMP-37-10	9/19/2012	955	-0.56	-0.42	0.6	12.0	0.1	20.8	153	594	37.7	556	
VMP-37-10	10/17/2012	1002	-0.38	-0.51	0.2	5.0	0.2	20.6	101	418	49.9	368	
VMP-37-10	11/20/2012	1020	-0.46	-0.35	0.2	4.0	0.2	20.7	138	411	47.3	364	
VMP-37-10	12/19/2012	950	-0.42	-0.45	0.2	4.0	0.2	20.5	105	458	67.8	390	
VMP-37-10	1/16/2013	1050	-0.24	-0.11	0.2	5.0	0.2	20.6	160	710	129	581	
VMP-37-10	2/25/2013	1410	-0.08	0.29	1.9	39.0	0.5	19.0	345	2300	580	1720	
VMP-37-10	3/20/2013	1207	-0.80	-0.52	0.0	0.0	0.0	20.9	3.9	11.5	0.0	11.5	
VMP-37-20	2/2/2012	1349	-0.26	-0.27	OVR	OVR	10.7	2.0	152	790000	300000	490000	
VMP-37-20	2/3/2012	857	-0.43	-0.39	OVR	OVR	10.6	1.5	147	834000	226000	608000	
VMP-37-20	2/7/2012	948	-0.49	-0.37	OVR	OVR	9.9	3.0	152	539000	156000	383000	
VMP-37-20	2/13/2012	1353	-0.06	0.69	OVR	OVR	10.2	2.0	157	651000	232000	419000	
VMP-37-20	2/14/2012	1532	-1.24	-1.10	OVR	OVR	7.4	6.5	193	367000	164000	203000	
VMP-37-20	2/15/2012	1043	-1.18	-0.78	OVR	OVR	7.8	6.0	193	294000	111000	183000	
VMP-37-20	2/22/2012	825	-0.46	- 0.34	OVR	OVR	8.2	3.7	219	238000	156000	82000	
VMP-37-20	2/29/2012	1332	-0.20	-0.22	OVR	OVR	8.9	2.2	235	451000	126000	325000	
VMP-37-20	3/21/2012	1034	-0.51	- 0.36	OVR	OVR	2.7	14.6	305	65700	28000	37700	
VMP-37-20	4/18/2012	918	-0.04	-0.82	OVR	OVR	5.4	4.9	391	135000	46000	89000	
VMP-37-20	5/16/2012	936	-0.70	-1.03	OVR	OVR	6.2	6.2	465	100000	29800	70200	
VMP-37-20	6/20/2012	1028	-0.79	-0.81	OVR	OVR	6.8	5.7	513	68100	20000	48100	
VMP-37-20	7/18/2012	1057	-0.85	-0.72	OVR	OVR	7.4	6.8	204	101000	18600	82400	
VMP-37-20	8/15/2012	1027	-0.89	-0.84	OVR	OVR	8.6	7.0	252	57600	11500	46100	
VMP-37-20	9/19/2012	955	-1.46	-1.27	OVR	OVR	7.1	9.0	438	64800	11400	53400	
VMP-37-20	10/17/2012	1003	-1.13	-1.22	OVR	OVR	5.7	10.2	379	48900	10100	38800	
VMP-37-20	11/20/2012	1022	-1.17	-0.95	OVR	OVR	5.8	8.3	442	71300	9700	61600	
VMP-37-20	12/19/2012	954	-0.96	-0.97	OVR	OVR	6.8	5.7	775	50900	10800	40100	
VMP-37-20	1/16/2013	1055	-0.62	-0.44	OVR	OVR	6.9	5.7	625	47400	7500	39900	
VMP-37-20	2/25/2013	1414	0.14	-0.04	OVR	OVR	8.3	2.5	666	40700	11400	29300	
VMP-37-20	3/20/2013	1213	-1.52	-1.32	OVR	OVR	4.9	10.5	690	17500	2100	15400	

SEE LAST PAGE OF TABLE FOR NOTES

TABLE 10
SVE SYSTEM MONTHLY MONITORING - VMP SAMPLING DATA

Sample ID	Date	Initial Reading Time (24-Hour)	Vacuum/Pressure		Fixed Gases				Soil Vapor Concentrations				Comments
			Initial Reading (Inches of H_2O)	Stabilized Reading (Inches of H_2O)	CH4 (%)	LEL (%)	CO_2 (%)	O_2 (%)	PID (ppmv)	THC (ppmv)	CH4 (ppmv)	PHC (ppmv)	
VMP-37-30	2/2/2012	1349	-0.06	-0.31	OVR	OVR	10.0	1.3	165	920000	212000	708000	
VMP-37-30	2/3/2012	857	-0.46	-0.46	OVR	OVR	10.3	1.0	151	970000	200000	770000	
VMP-37-30	2/7/2012	949	-0.75	-0.42	OVR	OVR	10.1	2.0	136	944000	266000	678000	
VMP-37-30	2/13/2012	1354	-0.45	-0.36	OVR	OVR	10.3	1.0	129	1000000	233000	767000	
VMP-37-30	2/14/2012	1533	-2.15	-1.38	OVR	OVR	9.7	2.0	129	1000000	239000	761000	
VMP-37-30	2/15/2012	1044	-1.45	-1.06	OVR	OVR	9.9	2.0	126	1000000	347000	653000	
VMP-37-30	2/22/2012	826	-0.88	- 0.53	OVR	OVR	9.8	1.2	114	1000000	338000	662000	
VMP-37-30	2/29/2012	1334	-0.04	-0.08	OVR	OVR	9.4	1.1	123	1000000	462000	538000	
VMP-37-30	3/21/2012	1037	-0.16	- 0.49	OVR	OVR	9.3	1.0	142	1000000	1000000	0.0	
VMP-37-30	4/18/2012	919	-0.38	-0.27	OVR	OVR	8.8	1.5	217	205000	130000	75000	
VMP-37-30	5/16/2012	937	-1.39	-1.34	OVR	OVR	9.0	1.3	240	141000	84000	57000	
VMP-37-30	6/20/2012	1028	-1.08	-1.10	OVR	OVR	8.6	1.5	233	71000	36500	34500	
VMP-37-30	7/18/2012	1101	-1.16	-1.03	OVR	OVR	10.1	1.2	212	55000	37500	17500	
VMP-37-30	8/15/2012	1032	-1.22	-1.18	57.3	OVR	12.1	0.8	330	18600	11300	7300	
VMP-37-30	9/19/2012	955	-2.02	-1.82	37.0	OVR	11.8	1.4	446	18400	10100	8300	
VMP-37-30	10/17/2012	1004	-1.62	-1.75	30.6	OVR	11.9	1.2	392	12400	9400	3000	
VMP-37-30	11/20/2012	1024	-1.60	-1.33	22.7	OVR	11.7	1.5	458	9100	5800	3300	
VMP-37-30	12/19/2012	958	-1.28	-1.31	18.7	OVR	12.5	0.9	330	19800	13800	6000	
VMP-37-30	1/16/2013	1100	-0.88	-0.66	8.7	OVR	11.3	3.1	252	12000	8500	3500	
VMP-37-30	2/25/2013	1418	-0.01	-0.19	3.1	62.0	12.2	2.2	205	6200	3900	2300	
VMP-37-30	3/20/2013	1220	-2.04	-1.88	2.0	41.0	10.5	4.9	145	3200	2200	1000	
VMP-38-10	2/2/2012	1409	-0.25	-0.25	6.1	OVR	1.8	18.4	264	4020	794	3226	
VMP-38-10	2/3/2012	923	-0.05	-0.10	45.1	OVR	8.2	1.2	436	21100	11200	9900	
VMP-38-10	2/7/2012	931	-0.32	-0.25	15.2	OVR	5.5	1.8	632	7120	1500	5620	
VMP-38-10	2/15/2012	1014	-0.44	-0.34	5.9	OVR	8.0	4.2	400	3440	1100	2340	
VMP-38-10	2/22/2012	851	0.15	-0.30	3.4	69.0	7.1	6.7	340	2260	125	2135	
VMP-38-10	2/29/2012	918	-0.18	- 0.22	4.7	93.0	8.8	2.8	435	2790	188	2602	
VMP-38-10	3/21/2012	1008	-0.10	- 0.11	0.2	4.0	12.1	1.2	82.5	625	307	318	
VMP-38-10	4/18/2012	944	-0.11	-0.26	0.0	0.0	8.5	10.0	26.8	80.0	25.3	54.7	
VMP-38-10	5/16/2012	919	-0.39	-0.37	0.0	0.0	8.9	8.9	7.3	50.0	24.7	25.3	
VMP-38-10	6/20/2012	1004	-0.20	-0.28	0.0	0.0	11.7	4.9	30.7	121	45.5	75.5	
VMP-38-10	7/18/2012	1034	-0.24	-0.19	0.0	0.0	14.2	2.9	9.1	32.6	14.6	18.0	
VMP-38-10	8/15/2012	1000	-0.26	-0.24	0.0	0.0	13.5	4.0	0.9	25.3	10.0	15.3	
VMP-38-10	9/19/2012	940	-0.39	-0.27	0.0	0.0	9.1	10.0	0.6	2.7	0.0	2.7	
VMP-38-10	10/17/2012	1040	-0.30	-0.35	0.0	0.0	8.9	7.8	0.7	2.3	0.0	2.3	
VMP-38-10	11/20/2012	1045	-0.29	-0.22	0.0	0.0	6.3	11.5	0.2	1.7	0.0	1.7	
VMP-38-10	12/19/2012	934	-0.31	-0.26	0.0	0.0	5.7	13.2	0.6	2.3	0.0	2.3	
VMP-38-10	1/16/2013	1025	-0.26	-0.31	0.0	0.0	3.4	15.4	0.3	1.3	0.0	1.3	
VMP-38-10	2/25/2013	1350	-0.16	-0.05	0.0	0.0	2.9	16.3	0.5	0.4	0.0	0.4	
VMP-38-10	3/20/2013	1139	-0.82	-0.40	0.0	0.0	1.3	19.9	0.7	1.6	0.0	1.6	

SEE LAST PAGE OF TABLE FOR NOTES

TABLE 10
SVE SYSTEM MONTHLY MONITORING - VMP SAMPLING DATA

Sample ID	Date	Initial Reading Time (24-Hour)	Vacuum/Pressure		Fixed Gases				Soil Vapor Concentrations				Comments
			Initial Reading (Inches of H_2O)	Stabilized Reading (Inches of H_2O)	CH4 (%)	LEL (%)	CO_2 (%)	O_2 (%)	PID (ppmv)	THC (ppmv)	CH4 (ppmv)	PHC (ppmv)	
VMP-38-20	2/2/2012	1409	-0.38	-0.14	OVR	OVR	13.5	1.2	254	107000	85500	21500	
VMP-38-20	2/3/2012	923	-0.01	-0.16	OVR	OVR	13.6	1.3	266	160000	76400	83600	
VMP-38-20	2/7/2012	932	-0.50	-0.37	OVR	OVR	12.7	2.8	298	87000	51200	35800	
VMP-38-20	2/15/2012	1015	-0.70	-0.55	OVR	OVR	12.2	1.5	409	65900	27200	38700	
VMP-38-20	2/22/2012	852	-0.15	- 0.11	OVR	OVR	10.6	2.3	500	58400	13700	44700	
VMP-38-20	2/29/2012	922	-0.33	- 0.34	OVR	OVR	8.6	5.4	555	52800	7870	44930	
VMP-38-20	3/21/2012	1009	-0.29	- 0.24	OVR	OVR	10.5	0.6	493	132000	24200	107800	
VMP-38-20	4/18/2012	945	-0.55	-0.41	OVR	OVR	11.9	1.2	616	53000	7300	45700	
VMP-38-20	5/16/2012	915	-0.66	-0.65	OVR	OVR	13.8	0.8	645	46400	5000	41400	
VMP-38-20	6/20/2012	1008	-0.38	-0.49	OVR	OVR	13.7	0.8	737	36000	6000	30000	
VMP-38-20	7/18/2012	1038	-0.45	-0.35	OVR	OVR	12.8	1.0	401	52400	3400	49000	
VMP-38-20	8/15/2012	1010	-0.46	-0.41	OVR	OVR	14.4	1.9	450	19200	4100	15100	
VMP-38-20	9/19/2012	940	-0.72	-0.58	OVR	OVR	16.5	1.8	753	30100	4000	26100	
VMP-38-20	10/17/2012	1041	-0.62	-0.60	OVR	OVR	15.9	0.8	646	24300	3450	20850	
VMP-38-20	11/20/2012	1047	-0.55	-0.44	OVR	OVR	15.9	1.2	772	15500	5400	10100	
VMP-38-20	12/19/2012	938	-0.56	-0.47	60.9	OVR	16.3	0.9	1030	11600	1850	9750	
VMP-38-20	1/16/2013	1030	-0.43	-0.15	54.3	OVR	15.7	1.1	870	11200	2400	8800	
VMP-38-20	2/25/2013	1354	0.02	-0.08	46.7	OVR	15.7	1.1	920	8300	5400	2900	
VMP-38-20	3/20/2013	1148	-0.97	-0.75	5.6	OVR	15.4	1.6	466	2000	650	1350	
VMP-38-30	2/2/2012	1409	-0.10	-0.59	OVR	OVR	13.2	1.5	184	415000	180000	235000	
VMP-38-30	2/3/2012	923	-0.11	-0.31	OVR	OVR	13.3	1.5	173	309000	150000	159000	
VMP-38-30	2/7/2012	933	-0.47	-0.12	OVR	OVR	13.2	1.0	186	204000	113000	91000	
VMP-38-30	2/15/2012	1016	-0.70	-0.56	OVR	OVR	13.8	1.5	218	200000	121000	79000	
VMP-38-30	2/22/2012	853	0.19	0.42	OVR	OVR	13.5	1.2	277	120000	70700	49300	
VMP-38-30	2/29/2012	923	-0.31	- 0.33	OVR	OVR	13.2	1.3	374	169000	68720	100280	
VMP-38-30	3/21/2012	1010	-0.29	0.28	OVR	OVR	12.5	0.8	331	210000	83300	126700	
VMP-38-30	4/18/2012	945	-0.05	-0.33	OVR	OVR	10.5	1.0	461	83500	34400	49100	
VMP-38-30	5/16/2012	915	-0.68	-0.66	0.1	2.0	8.7	9.7	7.0	54.3	30.2	24.1	Well damaged during sampling event.
VMP-38-30	6/20/2012	1012	0.00	-0.74	OVR	OVR	11.0	0.1	763	34300	11200	23100	Well repaired before sampling.
VMP-38-30	7/18/2012	1042	-0.08	-0.21	OVR	OVR	11.4	1.1	515	26000	9600	16400	
VMP-38-30	8/15/2012	1005	-0.42	-0.36	86.3	OVR	12.7	0.9	522	14500	7300	7200	
VMP-38-30	9/19/2012	940	-0.64	-0.49	51.8	OVR	13.0	1.7	746	19000	8800	10200	
VMP-38-30	10/17/2012	1043	-0.60	-0.45	48.7	OVR	13.7	1.0	683	11300	6200	5100	
VMP-38-30	11/20/2012	1049	-0.44	-0.37	38.2	OVR	12.8	1.1	717	8400	4700	3700	
VMP-38-30	12/19/2012	942	-0.51	-0.46	17.1	OVR	15.4	1.2	630	12800	7500	5300	
VMP-38-30	1/16/2013	1035	-0.37	0.07	11.8	OVR	11.9	6.4	534	8660	4900	3760	
VMP-38-30	2/25/2013	1358	0.16	-0.51	16.9	OVR	15.9	1.4	450	11600	6100	5500	
VMP-38-30	3/20/2013	1158	-1.23	-0.91	23.1	OVR	13.0	4.4	810	4200	680	3520	

SEE LAST PAGE OF TABLE FOR NOTES

TABLE 10
SVE SYSTEM MONTHLY MONITORING - VMP SAMPLING DATA

Sample ID	Date	Initial Reading Time (24-Hour)	Vacuum/Pressure		Fixed Gases				Soil Vapor Concentrations				Comments
			Initial Reading (Inches of H_2O)	Stabilized Reading (Inches of H_2O)	CH4 (%)	LEL (%)	CO_2 (%)	O_2 (%)	PID (ppmv)	THC (ppmv)	CH4 (ppmv)	PHC (ppmv)	
VMP-39-10	2/6/2012	1104	-0.30	-0.26	54.5	OVR	11.5	7.2	442	20200	8000	12200	
VMP-39-10	2/7/2012	910	-0.42	-0.32	19.6	OVR	3.2	17.8	557	9460	184	9276	
VMP-39-10	2/8/2012	909	-0.44	-0.43	9.5	OVR	2.1	18.8	557	6530	64.5	6466	
VMP-39-10	2/15/2012	942	-0.29	-0.30	2.9	59.0	2.2	18.4	432	3000	21.0	2979	
VMP-39-10	2/22/2012	913	-0.09	- 0.11	0.7	14.0	2.4	17.4	203	948	34.9	913	
VMP-39-10	2/29/2012	957	-0.24	- 0.21	0.4	8.0	4.9	14.3	161	910	322	588	
VMP-39-10	3/21/2012	948	-0.06	- 0.13	0.9	18.0	11.9	2.8	152	2250	1050	1200	
VMP-39-10	4/18/2012	1012	-0.32	-0.27	0.0	0.0	5.0	15.6	37.4	185	23.5	162	
VMP-39-10	5/16/2012	857	-0.36	-0.41	0.0	0.0	4.8	15.3	19.4	89.4	22.8	66.6	
VMP-39-10	6/20/2012	942	-0.25	-0.30	0.0	0.0	2.7	17.0	11.0	58.0	24.8	33.2	
VMP-39-10	7/18/2012	1017	-0.20	-0.19	0.0	0.0	0.9	19.5	5.0	25.5	10.8	14.7	
VMP-39-10	8/15/2012	930	-0.21	-0.23	0.0	0.0	1.1	19.5	2.7	22.5	15.4	7.1	
VMP-39-10	9/19/2012	907	-0.44	-0.40	0.0	0.0	0.5	20.3	0.8	5.9	5.7	0.2	
VMP-39-10	10/17/2012	945	-0.30	-0.29	0.0	0.0	0.4	20.3	1.0	5.4	4.4	1.0	
VMP-39-10	11/20/2012	1104	-0.29	-0.25	0.0	0.0	0.5	20.3	1.7	8.0	3.7	4.3	
VMP-39-10	12/19/2012	916	-0.68	-0.23	0.0	0.0	0.5	20.0	0.2	3.7	0.0	3.7	
VMP-39-10	1/16/2013	1005	-0.17	-0.05	0.0	0.0	0.4	20.3	0.4	4.6	0.0	4.6	
VMP-39-10	2/25/2013	1335	-0.21	0.01	0.0	0.0	0.5	19.4	0.4	7.0	4.4	2.6	
VMP-39-10	3/20/2013	1117	-0.71	-0.38	0.0	0.0	0.0	20.9	0.5	4.3	0.0	4.3	
VMP-39-20	2/6/2012	1105	-0.28	-0.36	OVR	OVR	14.3	1.2	186	189000	189000	0.0	
VMP-39-20	2/7/2012	911	-0.62	-0.46	OVR	OVR	12.9	3.8	179	103000	101000	2000	
VMP-39-20	2/8/2012	910	-0.60	-0.66	OVR	OVR	14.5	1.6	200	169000	100000	69000	
VMP-39-20	2/15/2012	943	-0.42	-0.47	27.9	OVR	4.9	12.8	201	32580	22930	9650	
VMP-39-20	2/22/2012	914	-0.09	- 0.14	OVR	OVR	13.8	1.8	365	100000	48800	51200	
VMP-39-20	2/29/2012	958	-0.41	- 0.32	OVR	OVR	12.1	3.6	375	77900	41150	36750	
VMP-39-20	3/21/2012	949	-0.15	- 0.24	OVR	OVR	11.1	4.8	439	78000	18600	59400	
VMP-39-20	4/18/2012	1013	-0.48	-0.41	OVR	OVR	11.8	2.0	520	52000	22000	30000	
VMP-39-20	5/16/2012	857	-0.63	-0.70	OVR	OVR	12.8	1.3	570	56500	21400	35100	
VMP-39-20	6/20/2012	946	-0.46	-0.49	OVR	OVR	12.7	0.9	571	46200	19300	26900	
VMP-39-20	7/18/2012	1021	-0.43	-0.38	OVR	OVR	13.6	1.6	311	66300	11200	55100	
VMP-39-20	8/15/2012	940	-0.45	-0.44	OVR	OVR	15.8	0.5	426	22500	6000	16500	
VMP-39-20	9/19/2012	907	-0.89	-0.80	OVR	OVR	14.5	2.3	688	32400	7200	25200	
VMP-39-20	10/17/2012	946	-0.67	-0.60	OVR	OVR	14.9	1.4	535	31900	7300	24600	
VMP-39-20	11/20/2012	1106	-0.58	-0.50	OVR	OVR	16.1	1.4	638	26300	5400	20900	
VMP-39-20	12/19/2012	920	-0.40	-0.50	OVR	OVR	16.3	1.2	930	14600	5000	9600	
VMP-39-20	1/16/2013	1010	-0.12	-0.07	9.0	OVR	3.5	17.0	545	4040	1000	3040	
VMP-39-20	2/25/2013	1339	-0.02	0.05	82.0	OVR	16.2	1.4	785	12600	6200	6400	
VMP-39-20	3/20/2013	1123	-0.17	-0.05	10.4	OVR	3.3	16.7	510	7400	2700	4700	

SEE LAST PAGE OF TABLE FOR NOTES

TABLE 10
SVE SYSTEM MONTHLY MONITORING - VMP SAMPLING DATA

Sample ID	Date	Initial Reading Time (24-Hour)	Vacuum/Pressure		Fixed Gases				Soil Vapor Concentrations				Comments
			Initial Reading (Inches of H_2O)	Stabilized Reading (Inches of H_2O)	CH4 (%)	LEL (%)	CO_2 (%)	O_2 (%)	PID (ppmv)	THC (ppmv)	CH4 (ppmv)	PHC (ppmv)	
VMP-39-30	2/6/2012	1106	-0.44	-0.23	OVR	OVR	15.2	1.0	253	110000	75000	35000	
VMP-39-30	2/7/2012	912	-0.50	-0.33	OVR	OVR	14.6	1.5	245	78000	60050	17950	
VMP-39-30	2/8/2012	911	-0.51	-0.51	OVR	OVR	14.9	1.3	248	111000	63000	48000	
VMP-39-30	2/15/2012	944	-0.29	-0.32	OVR	OVR	14.4	1.5	265	95000	60700	34300	
VMP-39-30	2/22/2012	915	0.00	- 0.04	OVR	OVR	14.7	1.2	379	68900	54200	14700	
VMP-39-30	2/29/2012	959	-0.28	- 0.20	OVR	OVR	13.0	3.4	414	68600	30940	37660	
VMP-39-30	3/21/2012	950	-0.18	- 0.15	OVR	OVR	13.0	0.3	402	186000	66000	120000	
VMP-39-30	4/18/2012	1014	0.00	-0.28	OVR	OVR	12.2	1.5	655	36800	8700	28100	
VMP-39-30	5/16/2012	857	-0.54	-0.60	OVR	OVR	12.9	1.0	818	24400	4200	20200	
VMP-39-30	6/20/2012	951	-0.36	-0.64	OVR	OVR	12.5	1.2	829	24500	6400	18100	
VMP-39-30	7/18/2012	1025	-0.48	-0.48	OVR	OVR	13.0	1.5	542	29900	3900	26000	
VMP-39-30	8/15/2012	945	-0.33	-0.62	OVR	OVR	15.8	0.6	583	15450	6200	9250	
VMP-39-30	9/19/2012	907	-0.71	-0.59	OVR	OVR	16.3	1.4	816	14200	5700	8500	
VMP-39-30	10/17/2012	947	-0.45	-0.40	OVR	OVR	16.4	0.6	758	13000	4200	8800	
VMP-39-30	11/20/2012	1108	-0.42	-0.34	81.4	OVR	17.4	1.2	874	13200	2900	10300	
VMP-39-30	12/19/2012	924	-0.28	-0.38	28.6	OVR	18.5	0.7	880	10300	4100	6200	
VMP-39-30	1/16/2013	1015	-0.23	0.07	29.1	OVR	18.2	0.9	817	11300	4600	6700	
VMP-39-30	2/25/2013	1343	0.06	0.14	32.7	OVR	18.7	0.8	856	6600	3700	2900	
VMP-39-30	3/20/2013	1126	-0.73	-0.45	9.6	OVR	18.8	0.9	629	2900	1250	1650	
VMP-40-10	2/6/2012	1047	-0.31	-0.12	0.6	12.0	0.7	20.1	12.2	5080	5080	0.0	
VMP-40-10	2/7/2012	854	-0.49	-0.41	0.0	1.0	0.2	20.9	7.8	237	221	16.1	
VMP-40-10	2/8/2012	848	-0.65	-0.52	0.0	0.0	0.2	20.9	2.0	34.3	14.3	20.0	
VMP-40-10	2/15/2012	920	-0.14	-0.39	0.0	1.0	0.3	20.6	10.6	1306	1264	42.0	
VMP-40-10	2/22/2012	949	0.20	0.13	OVR	OVR	11.8	2.1	15.4	711000	464000	247000	
VMP-40-10	2/29/2012	1030	-0.16	- 0.19	1.4	29.0	0.9	19.7	53.0	13200	18050	-4850	
VMP-40-10	3/6/2012	1009	-0.02	- 0.49	5.6	OVR	2.1	15.7	6.5	38000	12000	26000	Benzene Reading: 0.0 ppm
VMP-40-10	3/7/2012	911	-0.06	- 0.11	0.7	15.0	0.6	20.4	5.6	6320	443	5877	Benzene Reading: 0.0 ppm
VMP-40-10	3/21/2012	904	-0.33	- 0.28	0.1	3.0	0.2	20.6	0.4	1250	1250	0.0	
VMP-40-10	4/18/2012	1045	-0.27	-0.21	0.0	0.0	0.1	20.9	0.5	105	105	0.0	
VMP-40-10	5/16/2012	839	-0.53	-0.52	0.0	0.0	0.1	20.8	0.3	33.0	33.0	0	
VMP-40-10	6/20/2012	924	-0.40	-0.34	0.0	0.0	1.2	20.6	0.6	14.7	14.2	0.5	
VMP-40-10	7/18/2012	1000	-0.33	-0.26	0.0	0.0	0.1	20.6	0.9	8.7	6.5	2.2	
VMP-40-10	8/15/2012	915	-0.37	-0.34	0.0	0.0	0.1	20.8	0.7	7.7	7.4	0.3	
VMP-40-10	9/19/2012	848	-0.74	-0.67	0.0	0.0	0.0	20.8	0.4	2.7	0.0	2.7	
VMP-40-10	10/17/2012	923	-0.56	-0.49	0.0	0.0	0.1	20.9	0.5	3.1	0.0	3.1	
VMP-40-10	11/20/2012	1001	-0.79	-0.61	0.0	0.0	0.0	20.9	0.7	2.5	0.0	2.5	
VMP-40-10	12/19/2012	859	-0.36	-0.46	0.0	0.0	0.1	20.7	0.3	0.9	0.0	0.9	
VMP-40-10	1/16/2013	945	-0.21	-0.03	0.0	0.0	2.5	12.9	0.7	37.2	31.1	6.1	
VMP-40-10	2/25/2013	1320	0.19	0.30	0.1	2.0	6.8	4.5	3.8	935	715	220	
VMP-40-10	3/20/2013	1039	-0.79	-0.85	0.0	0.0	0.0	20.9	0.4	3.6	0.0	3.6	

SEE LAST PAGE OF TABLE FOR NOTES

TABLE 10
SVE SYSTEM MONTHLY MONITORING - VMP SAMPLING DATA

Sample ID	Date	Initial Reading Time (24-Hour)	Vacuum/Pressure		Fixed Gases				Soil Vapor Concentrations				Comments
			Initial Reading (Inches of H_2O)	Stabilized Reading (Inches of H_2O)	CH4 (%)	LEL (%)	CO_2 (%)	O_2 (%)	PID (ppmv)	THC (ppmv)	CH4 (ppmv)	PHC (ppmv)	
VMP-40-20	2/6/2012	1048	0.62	0.65	OVR	OVR	12.7	1.3	55.6	1000000	1000000	0.0	
VMP-40-20	2/7/2012	855	-0.44	-0.47	OVR	OVR	12.8	1.2	53.1	749000	666000	83000	
VMP-40-20	2/8/2012	849	0.07	-0.61	OVR	OVR	12.4	1.5	49.5	880000	306000	574000	
VMP-40-20	2/15/2012	921	-0.18	-0.43	OVR	OVR	12.7	1.0	39.5	990000	664000	326000	
VMP-40-20	2/22/2012	950	0.22	0.13	OVR	OVR	12.7	1.4	37.8	843000	598000	245000	
VMP-40-20	2/29/2012	1031	-0.22	- 0.24	OVR	OVR	11.6	2.0	50.1	1000000	727000	273000	
VMP-40-20	3/6/2012	1015	-0.06	-0.27	OVR	OVR	11.2	1.2	46.0	856000	772000	84000	Benzene Reading: 11.2 ppm
VMP-40-20	3/7/2012	912	-0.52	- 0.21	OVR	OVR	12.2	0.9	36.6	993000	610000	383000	Benzene Reading: 8.3 ppm
VMP-40-20	3/21/2012	905	-0.47	- 0.64	OVR	OVR	11.9	0.7	34.7	1000000	1000000	0.0	
VMP-40-20	4/18/2012	1046	-0.32	-0.25	OVR	OVR	10.6	1.5	36.5	1000000	833000	167000	
VMP-40-20	5/16/2012	839	-0.62	-0.63	OVR	OVR	11.4	1.4	33.7	1000000	1000000	0.0	
VMP-40-20	6/20/2012	928	-0.45	-0.39	OVR	OVR	11.4	0.6	41.7	1000000	1000000	0.0	
VMP-40-20	7/18/2012	1008	-0.40	-0.31	OVR	OVR	10.8	1.7	32.4	363000	360000	3000	
VMP-40-20	8/15/2012	920	-0.43	-0.40	OVR	OVR	12.5	0.5	75.4	91700	70000	21700	
VMP-40-20	9/19/2012	849	-0.85	-0.78	OVR	OVR	11.0	1.8	130	160000	102000	58000	
VMP-40-20	10/17/2012	924	-0.64	-0.52	88.0	OVR	11.3	0.5	119	101000	85400	15600	
VMP-40-20	11/20/2012	1003	-0.90	-0.68	84.8	OVR	10.9	0.7	204	76700	68100	8600	
VMP-40-20	12/19/2012	903	-0.42	-0.51	58.0	OVR	11.0	0.9	121	124000	99000	25000	
VMP-40-20	1/16/2013	950	-0.25	0.00	67.2	OVR	11.0	0.9	93.2	122000	93000	29000	
VMP-40-20	2/25/2013	1324	0.21	0.35	78.0	OVR	10.9	1.0	58.0	83000	68300	14700	
VMP-40-20	3/20/2013	1044	-0.95	-0.60	66.9	OVR	11.7	0.8	26.1	176000	147000	29000	
VMP-40-30	2/6/2012	1049	-0.05	-0.71	OVR	OVR	13.7	1.0	52.6	1000000	587000	413000	
VMP-40-30	2/7/2012	856	-0.04	-0.44	OVR	OVR	13.8	1.0	48.8	532000	438000	94000	
VMP-40-30	2/8/2012	850	-0.70	-0.60	OVR	OVR	15.5	1.0	47.3	628000	392000	236000	
VMP-40-30	2/15/2012	922	-0.19	-0.62	OVR	OVR	12.7	2.0	38.2	614000	614000	0.0	
VMP-40-30	2/22/2012	951	0.62	0.18	OVR	OVR	13.2	1.0	38.6	934000	624000	310000	
VMP-40-30	2/29/2012	1032	-0.16	- 0.21	OVR	OVR	12.8	1.2	44.8	1000000	838000	162000	
VMP-40-30	3/6/2012	1020	-0.58	0.02	OVR	OVR	12.7	0.9	41.8	1000000	945000	55000	Benzene Reading: 10.5 ppm
VMP-40-30	3/7/2012	913	-0.61	- 0.18	OVR	OVR	13.1	1.2	35.5	1000000	902000	98000	Benzene Reading: 9.8 ppm
VMP-40-30	3/21/2012	906	-0.36	- 0.42	OVR	OVR	12.6	0.4	34.7	1000000	1000000	0.0	
VMP-40-30	4/18/2012	1047	-0.44	-0.85	OVR	OVR	11.6	4.3	35.0	1000000	1000000	0.0	
VMP-40-30	5/16/2012	839	-0.38	-0.66	OVR	OVR	11.4	0.9	25.8	1000000	1000000	0.0	
VMP-40-30	6/20/2012	932	-0.10	-1.04	OVR	OVR	10.7	0.3	32.0	1000000	1000000	0.0	
VMP-40-30	7/18/2012	1004	-0.44	-0.49	OVR	OVR	9.9	1.6	19.4	1000000	1000000	0.0	
VMP-40-30	8/15/2012	925	-0.58	-0.37	OVR	OVR	11.1	0.9	37.0	390000	292000	98000	
VMP-40-30	9/19/2012	849	-0.85	-0.84	OVR	OVR	10.5	1.7	47.4	274000	163000	111000	
VMP-40-30	10/17/2012	925	0.00	-0.52	OVR	OVR	11.1	0.7	52.3	188000	120000	68000	
VMP-40-30	11/20/2012	1005	-0.93	-0.71	61.2	OVR	11.8	0.6	80.8	102000	102000	0.0	
VMP-40-30	12/19/2012	907	-0.46	-0.97	84.4	OVR	10.8	1.7	73.6	204000	160000	44000	
VMP-40-30	1/16/2013	955	-0.26	0.04	OVR	OVR	11.1	1.6	63.5	220000	162000	58000	
VMP-40-30	2/25/2013	1328	0.25	0.55	87.7	OVR	11.5	0.7	36.7	153000	86600	66400	
VMP-40-30	3/20/2013	1057	-0.95	-0.53	OVR	OVR	11.7	1.1	25.5	330000	267000	63000	

SEE LAST PAGE OF TABLE FOR NOTES

TABLE 10
SVE SYSTEM MONTHLY MONITORING - VMP SAMPLING DATA

Sample ID	Date	Initial Reading Time (24-Hour)	Vacuum/Pressure		Fixed Gases				Soil Vapor Concentrations				Comments
			Initial Reading (Inches of H_2O)	Stabilized Reading (Inches of H_2O)	CH4 (%)	LEL (%)	CO_2 (%)	O_2 (%)	PID (ppmv)	THC (ppmv)	CH4 (ppmv)	PHC (ppmv)	
VMP-41-10	12/13/2012	1426	-0.01	-0.03	0.0	0.0	2.7	18.2	0.2	0.5	0.0	0.5	Initail sample after Public Works SVE startup.
VMP-41-10	12/19/2012	1312	0.01	-0.02	0.0	0.0	1.9	19.1	0.2	0.1	0.0	0.1	
VMP-41-10	1/16/2013	905	0.00	-0.04	0.0	0.0	0.5	20.7	0.1	1.6	0.0	1.6	
VMP-41-10	2/25/2013	1115	-0.06	-0.07	0.0	0.0	0.2	20.7	0.2	1.5	0.0	1.5	
VMP-41-10	3/20/2013	1350	-0.02	-0.05	0.0	0.0	0.2	20.8	1.3	4.4	0.0	4.4	
VMP-41-20	12/13/2012	1438	-0.04	-0.03	0.0	0.0	4.7	15.9	0.1	0.7	0.0	0.7	Initail sample after Public Works SVE startup.
VMP-41-20	12/19/2012	1316	0.00	-0.01	0.0	0.0	3.6	17.6	0.3	0.3	0.0	0.3	
VMP-41-20	1/16/2013	906	0.00	-0.02	0.0	0.0	2.8	18.5	0.1	1.9	0.0	1.9	
VMP-41-20	2/25/2013	1110	-0.07	-0.07	0.0	0.0	0.5	20.5	0.3	1.2	0.0	1.2	
VMP-41-20	3/20/2013	1354	-0.02	-0.08	0.0	0.0	0.3	20.7	0.7	2.0	0.0	2.0	
VMP-41-30	12/13/2012	1443	-0.02	-0.03	0.0	0.0	7.0	13.1	0.1	1.0	0.0	1.0	Initail sample after Public Works SVE startup.
VMP-41-30	12/19/2012	1320	-0.02	-0.02	0.0	0.0	5.8	14.8	0.3	0.2	0.0	0.2	
VMP-41-30	1/16/2013	907	0.00	-0.08	0.0	0.0	2.4	19.1	0.2	1.1	0.0	1.1	
VMP-41-30	2/25/2013	1120	-0.07	-0.08	0.0	0.0	1.1	20.0	0.3	1.5	0.0	1.5	
VMP-41-30	3/20/2013	1358	-0.01	-0.08	0.0	0.0	0.9	20.4	0.6	1.4	0.0	1.4	
VMP-42-10	2/16/2012	816	-0.16	-0.23	0.0	0.0	6.7	12.8	0.5	3.6	0.0	3.6	
VMP-42-10	2/17/2012	1426	-0.01	-0.01	0.0	0.0	7.0	13.8	0.9	15.1	15.1	0.0	
VMP-42-10	2/20/2012	1402	0.00	3.29	0.0	0.0	6.2	15.3	0.8	10.1	7.7	2.5	
VMP-42-10	2/21/2012	815	-0.08	-0.12	0.0	0.0	5.0	16.9	1.2	7.9	7.9	0	
VMP-42-10	2/22/2012	900	-0.02	- 0.02	0.0	0.0	5.5	16.2	0.7	17.2	14.2	3.0	
VMP-42-10	2/29/2012	944	0.00	0.00	0.0	0.0	4.2	17.8	0.7	2.6	0.0	2.6	
VMP-42-10	3/21/2012	1443	0.00	0.00	0.0	0.0	3.4	18.3	0.5	0.0	0.0	0.0	
VMP-42-10	4/18/2012	1017	-0.04	0.00	0.0	0.0	2.4	18.9	0.2	1.8	0.0	1.8	
VMP-42-10	5/16/2012	932	-0.10	-0.13	0.0	0.0	2.2	19.1	0.3	0.0	0.0	0.0	
VMP-42-10	6/20/2012	1405	-0.05	-0.04	0.0	0.0	2.4	18.7	1.0	2.7	0.0	2.7	
VMP-42-10	7/18/2012	1514	0.00	0.00	0.0	0.0	2.3	18.6	0.6	2.7	0.0	2.7	
VMP-42-10	8/15/2012	1439	0.01	-0.04	0.0	0.0	2.3	19.0	1.1	4.1	0.0	4.1	
VMP-42-10	9/19/2012	942	-0.05	-0.08	0.0	0.0	1.6	19.5	0.5	1.8	0.0	1.8	
VMP-42-10	10/17/2012	827	0.00	-0.09	0.0	0.0	1.0	19.9	0.4	0.7	0.0	0.7	
VMP-42-10	11/20/2012	1527	-0.07	-0.08	0.0	0.0	0.7	20.1	0.2	1.8	0.0	1.8	
VMP-42-10	12/19/2012	1005	-0.11	-0.03	0.0	0.0	0.5	20.4	0.1	0.6	0.0	0.6	
VMP-42-10	1/16/2013	1510	0.00	-0.10	0.0	0.0	0.5	20.5	0.2	0.8	0.0	0.8	
VMP-42-10	2/25/2013	1520	0.08	0.08	0.0	0.0	0.6	20.6	0.2	0.6	0.0	0.6	
VMP-42-10	3/21/2013	1100	-0.10	-0.05	0.0	0.0	0.2	20.8	0.6	1.3	0.0	1.3	

SEE LAST PAGE OF TABLE FOR NOTES

TABLE 10
SVE SYSTEM MONTHLY MONITORING - VMP SAMPLING DATA

Sample ID	Date	Initial Reading Time (24-Hour)	Vacuum/Pressure		Fixed Gases				Soil Vapor Concentrations				Comments
			Initial Reading (Inches of H_2O)	Stabilized Reading (Inches of H_2O)	CH4 (%)	LEL (%)	CO_2 (%)	O_2 (%)	PID (ppmv)	THC (ppmv)	CH4 (ppmv)	PHC (ppmv)	
VMP-42-20	2/16/2012	817	-0.18	-0.73	4.6	93.0	13.5	1.4	96.3	9580	6940	2640	
VMP-42-20	2/17/2012	1426	-0.01	-0.01	43.6	OVR	13.2	1.2	189	29100	15610	13490	
VMP-42-20	2/20/2012	1403	-0.07	-0.20	36.3	OVR	13.6	0.9	190	27370	12140	15230	
VMP-42-20	2/21/2012	816	-0.37	-0.42	1.3	27.0	13.9	1.4	76.6	3040	2030	1010	
VMP-42-20	2/22/2012	900	0.00	- 0.02	12.0	OVR	14.0	1.1	169	14000	5170	8830	
VMP-42-20	2/29/2012	945	-0.26	0.11	1.2	23.0	14.1	1.1	79.2	3100	1360	1740	
VMP-42-20	3/21/2012	1444	-0.12	0.00	0.2	5.0	14.2	0.8	11.5	1100	950	150	
VMP-42-20	4/18/2012	1018	-0.19	-0.10	0.0	0.0	9.4	9.8	0.3	2.2	0.0	2.2	
VMP-42-20	5/16/2012	937	-0.35	-0.37	0.0	0.0	7.5	13.5	0.4	1.0	0.0	1.0	
VMP-42-20	6/20/2012	1410	-0.09	-0.06	0.0	0.0	7.1	13.4	1.0	1.9	0.0	1.9	
VMP-42-20	7/18/2012	1515	-0.01	0.00	0.0	0.0	6.5	14.0	0.5	1.4	0.0	1.4	
VMP-42-20	8/15/2012	1444	-0.03	-0.06	0.0	0.0	6.7	15.3	1.0	2.8	0.0	2.8	
VMP-42-20	9/19/2012	943	-0.34	-0.31	0.0	0.0	5.2	16.6	0.7	0.9	0.0	0.9	
VMP-42-20	10/17/2012	828	-0.26	-0.28	0.0	0.0	4.4	17.4	0.5	0.2	0.0	0.2	
VMP-42-20	11/20/2012	1532	-0.23	-0.28	0.0	0.0	3.5	18.1	0.3	0.2	0.0	0.2	
VMP-42-20	12/19/2012	1010	-0.27	-0.10	0.0	0.0	3.3	18.4	0.2	0.9	0.0	0.9	
VMP-42-20	1/16/2013	1315	0.03	-0.24	0.0	0.0	2.9	18.6	0.2	1.1	0.0	1.1	
VMP-42-20	2/25/2013	1525	0.18	0.03	0.0	0.0	3.6	18.2	0.2	0.8	0.0	0.8	
VMP-42-20	3/21/2013	1104	-0.35	-0.17	0.0	0.0	1.4	20.1	0.2	0.3	0.0	0.3	
VMP-42-30	2/16/2012	818	-0.66	-1.20	OVR	OVR	11.6	1.9	161	63100	43060	20040	
VMP-42-30	2/17/2012	1426	0.15	NM	NM	NM	NM	NM	NM	NM	NM	NM	Pullback during purge.
VMP-42-30	2/20/2012	1404	-0.23	-0.39	OVR	OVR	11.6	1.2	183	71800	36860	34940	
VMP-42-30	2/21/2012	817	-0.68	-0.73	OVR	OVR	11.7	1.7	188	96700	42600	54100	
VMP-42-30	2/22/2012	900	-0.02	0.05	OVR	OVR	11.9	1.9	161	88630	32020	56610	
VMP-42-30	2/29/2012	946	-0.28	- 0.23	OVR	OVR	12.3	1.4	203	54000	18440	35560	
VMP-42-30	3/21/2012	1445	0.09	0.07	48.0	OVR	12.5	0.9	197	25900	10300	15600	
VMP-42-30	4/18/2012	1019	-0.25	-0.12	9.7	OVR	10.9	1.0	129	8500	4260	4240	
VMP-42-30	5/16/2012	943	-0.58	-0.30	2.6	46.0	10.1	1.4	88.5	2000	1300	700	
VMP-42-30	6/20/2012	1415	-0.09	-0.02	0.7	13.0	10.0	0.1	49.5	1000	0.0	1000	
VMP-42-30	7/18/2012	1516	-0.02	0.00	0.1	3.0	9.1	1.2	33.0	413	255	158	
VMP-42-30	8/15/2012	1448	-0.03	-0.07	0.0	0.0	10.4	1.5	11.9	165	145	20.0	
VMP-42-30	9/19/2012	944	-0.62	-0.56	0.0	0.0	10.1	8.6	3.0	4.7	0.0	4.7	
VMP-42-30	10/17/2012	829	-0.41	-0.42	0.0	0.0	9.5	11.0	2.1	14.5	14.3	0.2	
VMP-42-30	11/20/2012	1534	-0.46	-0.52	0.0	0.0	7.3	14.0	0.7	6.0	4.3	1.8	
VMP-42-30	12/19/2012	1015	-0.54	-0.14	0.0	0.0	7.7	13.9	0.4	3.7	0.0	3.7	
VMP-42-30	1/16/2013	1515	-0.01	-0.39	0.0	0.0	6.8	14.7	0.4	3.7	0.0	3.7	
VMP-42-30	2/25/2013	1530	0.43	0.30	0.0	0.0	6.1	15.7	0.4	1.2	0.0	1.2	
VMP-42-30	3/21/2013	1108	-0.70	-0.26	0.0	0.0	4.3	18.0	0.3	0.5	0.0	0.5	

SEE LAST PAGE OF TABLE FOR NOTES

TABLE 10
SVE SYSTEM MONTHLY MONITORING - VMP SAMPLING DATA

Sample ID	Date	Initial Reading Time (24-Hour)	Vacuum/Pressure		Fixed Gases				Soil Vapor Concentrations				Comments
			Initial Reading (Inches of H_2O)	Stabilized Reading (Inches of H_2O)	CH4 (%)	LEL (%)	CO_2 (%)	O_2 (%)	PID (ppmv)	THC (ppmv)	CH4 (ppmv)	PHC (ppmv)	
VMP-43-10	2/1/2012	1430	-0.95	-0.94	0.0	0.0	0.4	20.5	0.2	1.2	0.0	1.2	
VMP-43-10	2/2/2012	851	1.24	-1.05	0.0	0.0	0.4	20.4	1.0	3.1	0.0	3.1	
VMP-43-10	2/7/2012	901	-1.00	-0.89	0.0	0.0	0.5	20.4	0.2	0.0	0.0	0.0	
VMP-43-10	2/10/2012	856	-0.24	-0.98	0.0	0.0	0.2	20.7	1.4	8.1	6.5	1.6	
VMP-43-10	2/13/2012	811	-0.92	-0.92	0.0	0.0	0.3	20.7	0.7	1.0	0.0	1.0	
VMP-43-10	2/16/2012	754	-1.62	-1.75	0.0	0.0	0.4	20.6	0.9	4.5	0.0	4.5	
VMP-43-10	2/17/2012	847	-1.02	-0.81	0.0	0.0	0.4	20.9	3.0	2.9	0.0	2.9	
VMP-43-10	2/22/2012	1032	-0.02	- 0.66	0.0	0.0	0.4	20.9	0.6	2.5	0.0	2.5	
VMP-43-10	2/29/2012	1046	0.00	- 0.68	0.0	0.0	0.5	20.4	0.8	2.8	0.0	2.8	
VMP-43-10	3/21/2012	1500	-0.35	- 0.33	0.0	0.0	0.9	19.0	0.8	0.0	0.0	0.0	
VMP-43-10	4/18/2012	1101	-0.99	-0.89	0.0	0.0	0.7	19.5	0.6	2.9	0.0	2.9	
VMP-43-10	5/16/2012	1029	-1.09	-1.03	0.0	0.0	1.2	19.6	0.2	3.8	0.0	3.8	
VMP-43-10	6/20/2012	1435	-0.30	-0.30	0.0	0.0	1.6	19.2	0.6	4.0	0.0	4.0	
VMP-43-10	7/18/2012	1502	-0.22	-0.18	0.0	0.0	0.7	19.8	0.8	5.5	3.8	1.6	
VMP-43-10	8/15/2012	1530	-0.85	-0.92	0.0	0.0	0.7	20.1	1.0	4.3	0.0	4.3	
VMP-43-10	9/19/2012	1137	-1.56	-1.56	0.0	0.0	0.0	20.9	1.3	3.5	0.0	3.5	
VMP-43-10	10/17/2012	853	-0.14	-0.67	0.0	0.0	0.5	19.9	0.4	1.5	0.0	1.5	
VMP-43-10	11/20/2012	1315	-0.50	-0.55	0.0	0.0	0.3	20.6	0.3	1.3	0.0	1.3	
VMP-43-10	12/19/2012	NM	NM	NM	NM	NM	NM	NM	NM	NM	NM	NM	Construction equipment parked on well. Could not access.
VMP-43-10	1/16/2013	1620	-0.72	-0.52	0.0	0.0	0.5	20.4	0.1	2.0	0.0	2.0	
VMP-43-10	2/25/2013	1435	-0.66	-0.63	0.0	0.0	0.1	20.8	0.3	1.2	0.0	1.2	
VMP-43-10	3/21/2013	925	-2.12	-2.60	0.0	0.0	0.1	20.9	0.3	1.4	0.0	1.4	
VMP-43-20	2/1/2012	1438	-1.28	-1.06	OVR	OVR	10.3	1.6	161	442000	115000	327000	
VMP-43-20	2/2/2012	859	-1.64	-1.35	OVR	OVR	10.0	1.1	115	1000000	385000	615000	
VMP-43-20	2/7/2012	902	-1.30	-1.18	OVR	OVR	9.2	2.0	96.4	1000000	739000	261000	
VMP-43-20	2/10/2012	857	-0.33	-3.32	OVR	OVR	6.3	6.0	87.6	659000	469000	190000	
VMP-43-20	2/13/2012	812	-1.33	-1.28	0.3	6.0	5.1	15.2	29.6	1513	78.3	1435	
VMP-43-20	2/16/2012	755	-2.25	-4.57	0.0	1.0	5.0	16.1	18.2	392	259	133	
VMP-43-20	2/17/2012	848	-6.27	-1.27	0.1	3.0	4.8	16.3	22.5	305	176	129	
VMP-43-20	2/22/2012	1033	-0.66	- 0.87	0.1	2.0	4.5	16.7	22.9	368	191	178	
VMP-43-20	2/29/2012	1048	-0.07	- 0.93	0.5	11.0	4.9	15.5	77.3	1375	547	828	
VMP-43-20	3/21/2012	1501	-0.35	- 0.30	0.1	2.0	5.1	14.4	19.8	315	29.2	286	
VMP-43-20	4/18/2012	1102	-1.05	-0.90	0.0	0.0	3.8	16.0	10.9	127	54.0	73.0	
VMP-43-20	5/16/2012	1033	-1.33	-1.28	0.0	0.0	3.2	17.0	14.6	115	53.5	61.5	
VMP-43-20	6/20/2012	1440	-0.43	-0.43	0.0	0.0	3.5	16.6	8.8	36.4	13.5	22.9	
VMP-43-20	7/18/2012	1503	-0.20	-0.19	0.0	0.0	2.8	17.5	5.1	35.4	17.8	17.7	
VMP-43-20	8/15/2012	1535	-0.82	-1.01	0.0	0.0	3.0	18.3	3.0	24.5	13.7	10.8	
VMP-43-20	9/19/2012	1138	-1.78	-1.70	0.0	0.0	2.5	18.3	3.5	26.5	20.2	6.3	
VMP-43-20	10/17/2012	853	-1.03	-0.33	0.0	0.0	2.3	18.5	0.9	7.6	5.2	2.4	
VMP-43-20	11/20/2012	1319	-0.77	-0.84	0.0	0.0	2.3	18.3	1.0	11.7	8.3	3.4	
VMP-43-20	12/19/2012	NM	NM	NM	NM	NM	NM	NM	NM	NM	NM	NM	Construction equipment parked on well. Could not access.
VMP-43-20	1/16/2013	1625	-0.74	-0.71	0.0	0.0	3.0	17.6	0.4	19.9	15.1	4.8	
VMP-43-20	2/25/2013	1440	-0.55	-0.51	0.0	0.0	2.5	18.2	0.6	16.4	14.5	1.9	
VMP-43-20	3/21/2013	929	-2.29	-2.07	0.0	0.0	1.7	19.4	0.4	12.0	10.9	1.1	

SEE LAST PAGE OF TABLE FOR NOTES

TABLE 10
SVE SYSTEM MONTHLY MONITORING - VMP SAMPLING DATA

Sample ID	Date	Initial Reading Time (24-Hour)	Vacuum/Pressure		Fixed Gases				Soil Vapor Concentrations				Comments
			Initial Reading (Inches of H_2O)	Stabilized Reading (Inches of H_2O)	CH4 (%)	LEL (%)	CO_2 (%)	O_2 (%)	PID (ppmv)	THC (ppmv)	CH4 (ppmv)	PHC (ppmv)	
VMP-43-30	2/1/2012	1445	-0.96	-0.73	OVR	OVR	8.5	1.0	98.2	1000000	1000000	0.0	
VMP-43-30	2/2/2012	904	-1.26	-1.08	OVR	OVR	8.3	2.0	88.0	1000000	320000	680000	
VMP-43-30	2/7/2012	903	-1.05	-0.92	OVR	OVR	7.7	6.2	113	850000	272000	578000	
VMP-43-30	2/10/2012	858	-0.27	-1.14	3.3	65.0	2.8	16.8	43.7	16100	16000	100	
VMP-43-30	2/13/2012	813	-1.09	-1.03	OVR	OVR	9.6	1.3	155	269000	107000	162000	
VMP-43-30	2/16/2012	756	-2.12	-4.20	OVR	OVR	10.7	1.4	234	80600	43130	37470	
VMP-43-30	2/17/2012	849	-13.12	-0.98	38.7	OVR	10.3	1.7	236	25830	21550	4280	
VMP-43-30	2/22/2012	1033	-0.85	- 0.64	0.5	11.0	10.0	5.4	62.8	2330	2100	230	
VMP-43-30	2/29/2012	1047	-0.32	- 0.76	0.0	1.0	8.2	9.1	43.2	922	475	446	
VMP-43-30	3/21/2012	1502	-0.40	- 0.45	0.2	4.0	9.3	7.5	52.4	108	0.0	108	
VMP-43-30	4/18/2012	1103	-1.26	-0.42	0.0	0.0	4.1	15.3	2.6	24.3	5.1	19.2	
VMP-43-30	5/16/2012	1038	-1.50	-1.46	0.0	0.0	2.6	17.7	4.0	14.6	5.8	8.8	
VMP-43-30	6/20/2012	1445	-0.44	-0.44	0.0	0.0	2.7	17.6	3.3	3.0	0.0	3.0	
VMP-43-30	7/18/2012	1504	-0.29	-0.25	0.0	0.0	2.1	18.3	1.0	10.0	7.6	2.4	
VMP-43-30	8/15/2012	1540	-1.20	-1.28	0.0	0.0	2.3	18.7	0.7	9.1	7.3	1.8	
VMP-43-30	9/19/2012	1139	-2.26	-2.12	0.0	0.0	1.5	19.5	0.8	4.8	0.0	4.8	
VMP-43-30	10/17/2012	853	-0.96	-1.01	0.0	0.0	0.5	19.9	0.3	1.1	0.0	1.1	
VMP-43-30	11/20/2012	1323	-0.77	-0.84	0.0	0.0	1.9	18.4	0.2	1.2	0.0	1.2	
VMP-43-30	12/19/2012	NM	NM	NM	NM	NM	NM	NM	NM	NM	NM	NM	Construction equipment parked on well. Could not access.
VMP-43-30	1/16/2013	1630	-0.75	-0.72	0.0	0.0	2.4	17.8	0.3	7.7	3.6	4.1	
VMP-43-30	2/25/2013	1445	-0.81	-0.84	0.0	0.0	2.1	18.1	0.3	4.6	0.0	4.6	
VMP-43-30	3/21/2013	933	-2.83	-2.53	0.0	0.0	2.6	17.9	0.3	9.1	8.2	0.9	
VMP-44-10	2/2/2012	1456	-0.02	-0.09	OVR	OVR	10.2	1.0	562	49000	20000	29000	
VMP-44-10	2/3/2012	909	-0.29	0.11	79.7	OVR	9.9	1.0	494	29600	11200	18400	
VMP-44-10	2/7/2012	1109	0.25	-0.05	80.8	OVR	9.6	1.5	528	26600	11000	15600	
VMP-44-10	2/13/2012	1446	-0.24	-0.22	63.5	OVR	9.6	1.3	522	24900	11290	13610	
VMP-44-10	2/14/2012	1622	-0.12	-0.12	30.8	OVR	7.1	6.7	534	14400	3550	10850	
VMP-44-10	2/15/2012	1431	-0.11	-0.36	79.0	OVR	7.5	3.0	715	18100	5450	12650	
VMP-44-10	2/22/2012	911	-0.15	0.00	44.7	OVR	7.9	2.5	674	13100	3740	9360	
VMP-44-10	2/29/2012	1405	0.24	- 0.32	76.0	OVR	9.1	1.4	753	17930	2300	15630	
VMP-44-10	3/21/2012	827	-0.42	- 0.07	30.6	OVR	8.1	4.7	643	10400	545	9855	
VMP-44-10	4/18/2012	837	-0.11	-0.10	19.1	OVR	8.5	7.3	561	7000	2850	4150	
VMP-44-10	5/16/2012	1325	-0.11	-0.10	12.7	OVR	9.6	7.3	625	4500	159	4341	
VMP-44-10	6/20/2012	1359	-0.02	-0.05	28.0	OVR	14.2	1.9	704	4900	477	4423	
VMP-44-10	7/18/2012	1428	0.00	-0.10	35.7	OVR	16.1	1.7	654	9240	350	8890	
VMP-44-10	8/15/2012	1100	-0.07	-0.05	34.0	OVR	14.9	3.0	488	6600	1080	5520	
VMP-44-10	9/19/2012	1511	-0.07	-0.06	7.1	OVR	8.0	9.8	510	2200	160	2040	
VMP-44-10	10/17/2012	953	-0.13	-0.08	3.8	76.0	9.6	5.9	435	1540	231	1309	
VMP-44-10	11/20/2012	910	-0.02	-0.04	0.7	16.0	8.2	7.8	233	653	71.6	581	
VMP-44-10	12/19/2012	838	-0.10	-0.11	0.0	0.0	1.3	18.7	4.8	28.3	5.5	22.8	
VMP-44-10	1/16/2013	1313	-0.01	0.00	0.2	5.0	4.3	12.3	110	310	12.7	297	Resampled and confirmed.
VMP-44-10	2/25/2013	1055	-0.01	-0.02	0.2	4.0	4.2	12.6	35.0	262	13.0	249	
VMP-44-10	3/21/2013	1019	-0.29	-0.72	0.0	0.0	0.0	20.9	0.4	2.0	0.0	2.0	Result is suspect.

SEE LAST PAGE OF TABLE FOR NOTES

TABLE 10
SVE SYSTEM MONTHLY MONITORING - VMP SAMPLING DATA

Sample ID	Date	Initial Reading Time (24-Hour)	Vacuum/Pressure		Fixed Gases				Soil Vapor Concentrations				Comments
			Initial Reading (Inches of H_2O)	Stabilized Reading (Inches of H_2O)	CH4 (%)	LEL (%)	CO_2 (%)	O_2 (%)	PID (ppmv)	THC (ppmv)	CH4 (ppmv)	PHC (ppmv)	
VMP-44-20	2/2/2012	1501	-0.16	-0.04	OVR	OVR	13.4	0.6	427	32000	18700	13300	
VMP-44-20	2/3/2012	914	-0.11	-0.15	78.7	OVR	13.1	0.9	384	34000	16500	17500	
VMP-44-20	2/7/2012	1110	-0.14	-0.11	61.4	OVR	13.1	1.2	440	20610	9700	10910	
VMP-44-20	2/13/2012	1447	-0.28	-0.29	32.5	OVR	12.7	1.1	443	14140	7670	6470	
VMP-44-20	2/14/2012	1623	-0.16	-0.62	25.2	OVR	11.9	2.0	390	13790	7800	5990	
VMP-44-20	2/15/2012	1432	-0.28	-0.54	36.3	OVR	12.1	1.2	577	13100	5480	7620	
VMP-44-20	2/22/2012	920	-0.26	- 0.25	16.2	OVR	11.7	1.2	445	12640	4770	7870	
VMP-44-20	2/29/2012	1409	-0.04	- 0.05	19.6	OVR	11.5	0.9	489	11100	3230	7870	
VMP-44-20	3/21/2012	831	-0.07	- 0.40	15.2	OVR	11.9	0.0	503	7820	2180	5640	
VMP-44-20	4/18/2012	847	-0.22	-0.07	5.6	OVR	11.4	2.4	342	3040	716	2324	
VMP-44-20	5/16/2012	1330	-0.31	-0.49	5.6	OVR	11.9	3.8	398	2700	110	2590	
VMP-44-20	6/20/2012	1400	-0.05	-0.24	6.6	OVR	14.1	2.2	353	2480	266	2214	
VMP-44-20	7/18/2012	1429	0.00	0.00	8.5	OVR	15.2	3.1	453	1720	218	1502	
VMP-44-20	8/15/2012	1110	-0.32	-0.30	5.3	OVR	17.2	2.8	334	2460	380	2080	
VMP-44-20	9/19/2012	1512	-0.49	-0.49	3.0	61.0	15.6	4.6	316	1770	184	1586	
VMP-44-20	10/17/2012	955	-0.83	-0.74	1.2	26.0	13.6	5.1	173	1020	146	874	
VMP-44-20	11/20/2012	912	-0.72	-0.71	0.4	9.0	12.5	5.6	131	456	71.8	384	
VMP-44-20	12/19/2012	841	-0.58	-0.47	0.2	5.0	11.7	5.9	80.7	255	57.8	197	
VMP-44-20	1/16/2013	841	-0.48	-0.40	0.0	1.0	10.5	6.6	47.2	346	126	220	
VMP-44-20	2/25/2013	1055	-0.37	-0.32	0.1	1.0	8.5	8.5	21.6	325	296	29.5	
VMP-44-20	3/21/2013	1026	-0.85	-0.81	0.0	0.0	6.2	11.9	24.9	179	122	57.0	
VMP-44-30	2/2/2012	1505	-0.24	-0.07	OVR	OVR	8.8	3.5	207	195000	72000	123000	
VMP-44-30	2/3/2012	919	-0.26	-0.26	OVR	OVR	9.9	1.0	207	155000	50600	104400	
VMP-44-30	2/7/2012	1111	0.64	-0.23	OVR	OVR	9.9	2.0	233	98700	57000	41700	
VMP-44-30	2/13/2012	1448	-0.51	-0.58	OVR	OVR	10.9	1.5	247	55900	25880	30020	
VMP-44-30	2/14/2012	1624	-1.25	-1.28	77.1	OVR	11.1	1.1	219	39900	31000	8900	
VMP-44-30	2/15/2012	1433	-0.57	-1.09	78.4	OVR	11.3	0.8	315	33680	22690	10990	
VMP-44-30	2/22/2012	925	-0.57	- 0.55	14.8	OVR	10.2	4.3	220	18420	9970	8450	
VMP-44-30	2/29/2012	1414	-0.20	0.00	13.2	OVR	11.8	0.9	268	12540	6260	6280	
VMP-44-30	3/21/2012	836	-0.77	- 0.73	2.9	59.0	10.3	1.5	182	5080	2700	2380	
VMP-44-30	4/18/2012	850	-1.13	-1.06	0.4	8.0	10.1	2.6	70.5	1380	920	460	
VMP-44-30	5/16/2012	1334	-1.00	-0.98	0.1	2.0	10.5	3.4	42.5	401	220	181	
VMP-44-30	6/20/2012	1359	-0.72	-0.76	0.0	0.0	10.6	5.1	24.0	207	83.4	124	
VMP-44-30	7/18/2012	1430	0.00	0.00	0.0	0.0	8.4	9.8	30.4	380	67.7	312	
VMP-44-30	8/15/2012	1105	-0.11	-1.07	0.0	0.0	7.9	11.8	19.1	586	253	333	
VMP-44-30	9/19/2012	1513	-0.19	-1.23	0.0	0.0	6.1	14.7	13.4	46.7	15.5	31.2	
VMP-44-30	10/17/2012	958	-1.71	-1.58	0.0	0.0	5.1	16.5	7.0	35.9	22.3	13.6	
VMP-44-30	11/20/2012	914	-1.42	-1.47	0.0	0.0	4.5	17.6	9.2	52.6	6.7	45.9	
VMP-44-30	12/19/2012	848	-1.14	-0.99	0.0	0.0	4.7	16.8	9.7	69.2	30.6	38.6	
VMP-44-30	1/16/2013	846	-0.98	-0.03	0.0	0.0	1.4	19.9	2.0	20.9	9.0	11.9	
VMP-44-30	2/25/2013	1100	-0.90	-0.37	0.0	0.0	3.5	17.9	5.9	46.3	17.0	29.3	
VMP-44-30	3/21/2013	1033	-1.91	-1.81	0.0	0.0	2.7	18.9	2.2	17.2	5.1	12.1	

SEE LAST PAGE OF TABLE FOR NOTES

TABLE 10
SVE SYSTEM MONTHLY MONITORING - VMP SAMPLING DATA

Sample ID	Date	Initial Reading Time (24-Hour)	Vacuum/Pressure		Fixed Gases				Soil Vapor Concentrations				Comments
			Initial Reading (Inches of H_2O)	Stabilized Reading (Inches of H_2O)	CH4 (%)	LEL (%)	CO_2 (%)	O_2 (%)	PID (ppmv)	THC (ppmv)	CH4 (ppmv)	PHC (ppmv)	
VMP-45-10	2/2/2012	1433	-0.30	-0.21	0.0	0.0	6.1	14.8	12.4	35.0	0.0	35.0	
VMP-45-10	2/3/2012	931	-0.19	-0.25	NM	NM	NM	NM	NM	NM	NM	NM	Tedlar overfilled and popped. Could not sample.
VMP-45-10	2/7/2012	1128	-0.15	-0.06	0.0	0.0	3.4	19.1	1.8	5.0	0.0	5.0	
VMP-45-10	2/15/2012	1444	-0.18	0.05	0.0	0.0	1.9	20.2	0.3	1.8	0.0	1.8	
VMP-45-10	2/22/2012	1424	0.00	- 0.04	0.0	0.0	1.5	20.5	0.4	0.0	0.0	0.0	
VMP-45-10	2/29/2012	903	-0.14	- 0.15	0.0	0.0	2.2	18.1	3.5	12.3	2.8	9.5	
VMP-45-10	3/21/2012	928	-0.16	- 0.11	0.0	0.0	0.9	20.2	0.2	0.0	0.0	0.0	
VMP-45-10	4/18/2012	929	-0.20	-0.16	0.0	0.0	0.8	20.2	0.2	2.6	0.0	2.6	
VMP-45-10	5/16/2012	1346	-0.21	-0.19	0.0	0.0	0.8	20.1	0.7	0.0	0.0	0.0	
VMP-45-10	6/20/2012	1054	-0.16	-0.18	0.0	0.0	0.8	20.5	0.4	2.3	0.0	2.3	
VMP-45-10	7/18/2012	1359	0.00	0.00	0.0	0.0	0.6	20.1	0.6	7.7	2.2	5.5	
VMP-45-10	8/15/2012	1125	-0.18	-0.18	0.0	0.0	0.7	20.4	0.5	2.3	0.0	2.3	
VMP-45-10	9/19/2012	1453	-0.12	-0.10	0.0	0.0	0.5	20.5	0.6	0.8	0.0	0.8	
VMP-45-10	10/17/2012	1010	-0.22	-0.21	0.0	0.0	0.3	20.6	0.3	0.9	0.0	0.9	
VMP-45-10	11/20/2012	1025	-0.18	-0.13	0.0	0.0	0.2	20.8	0.4	0.3	0.0	0.3	
VMP-45-10	12/19/2012	1057	-0.11	-0.06	0.0	0.0	0.2	20.8	0.2	0.5	0.0	0.5	
VMP-45-10	1/16/2013	935	-0.12	NM	0.0	0.0	0.1	20.9	0.0	1.8	0.0	1.8	
VMP-45-10	2/25/2013	1115	-0.10	-0.11	0.0	0.0	0.1	20.9	0.2	0.7	0.0	0.7	
VMP-45-10	3/20/2013	1535	-0.22	-0.20	0.0	0.0	0.1	20.8	0.7	1.9	0.0	1.9	
VMP-45-20	2/2/2012	1437	-0.21	-0.55	63.2	OVR	13.6	0.7	385	32400	18200	14200	
VMP-45-20	2/3/2012	936	-0.77	-0.78	34.9	OVR	13.5	0.7	326	24900	14100	10800	
VMP-45-20	2/7/2012	1129	-0.34	-0.20	26.9	OVR	12.5	1.7	427	11190	6420	4770	
VMP-45-20	2/15/2012	1445	-0.80	-0.38	9.3	OVR	8.4	5.4	566	3750	530	3220	
VMP-45-20	2/22/2012	1429	-0.15	- 0.15	4.7	95.0	7.6	6.0	475	2240	174	2066	
VMP-45-20	2/29/2012	908	-0.23	- 0.25	3.4	63.0	6.3	9.7	367	1860	128	1732	
VMP-45-20	3/21/2012	933	-0.25	0.00	1.4	29.0	7.0	8.7	250	1260	100	1160	
VMP-45-20	4/18/2012	933	-0.38	-0.01	0.4	9.0	4.8	14.9	111	515	0.0	515	
VMP-45-20	5/16/2012	1351	-0.36	-0.36	0.3	6.0	4.4	16.0	94.3	380	0.0	380	
VMP-45-20	6/20/2012	1055	-0.10	-0.25	0.0	0.0	4.0	16.9	41.1	215	0.0	215	
VMP-45-20	7/18/2012	1401	0.00	0.00	0.0	0.0	3.9	16.6	38.1	153	8.1	145	
VMP-45-20	8/15/2012	1130	-0.36	-0.33	0.0	0.0	3.4	17.4	27.2	67.4	9.2	58.2	
VMP-45-20	9/19/2012	1454	-0.25	-0.17	0.0	0.0	2.6	18.5	9.5	20.4	3.9	16.5	
VMP-45-20	10/17/2012	1011	-0.47	-0.42	0.0	0.0	2.5	18.6	4.7	19.6	3.9	15.7	
VMP-45-20	11/20/2012	1028	-0.41	-0.31	0.0	0.0	2.1	18.9	2.3	17.3	11.5	5.9	
VMP-45-20	12/19/2012	1059	-0.22	-0.19	0.0	0.0	2.4	18.6	1.9	11.8	7.2	4.6	
VMP-45-20	1/16/2013	939	-0.36	NM	0.0	0.0	2.2	18.7	1.2	15.7	10.6	5.1	
VMP-45-20	2/25/2013	1115	-0.20	-0.21	0.0	0.0	1.9	18.8	0.9	12.7	8.7	4.0	
VMP-45-20	3/20/2013	1539	-0.41	-0.43	0.0	0.0	1.0	20.0	0.8	5.4	1.2	4.2	

SEE LAST PAGE OF TABLE FOR NOTES

TABLE 10
SVE SYSTEM MONTHLY MONITORING - VMP SAMPLING DATA

Sample ID	Date	Initial Reading Time (24-Hour)	Vacuum/Pressure		Fixed Gases				Soil Vapor Concentrations				Comments
			Initial Reading (Inches of H_2O)	Stabilized Reading (Inches of H_2O)	CH4 (%)	LEL (%)	CO_2 (%)	O_2 (%)	PID (ppmv)	THC (ppmv)	CH4 (ppmv)	PHC (ppmv)	
VMP-45-30	2/2/2012	1443	-0.21	-0.28	OVR	OVR	13.2	1.0	340	106000	53000	53000	
VMP-45-30	2/3/2012	942	-0.20	-0.31	OVR	OVR	12.5	2.0	312	72800	40600	32200	
VMP-45-30	2/7/2012	1130	-0.53	-0.13	OVR	OVR	13.1	1.3	395	56800	28760	28040	
VMP-45-30	2/15/2012	1446	-0.38	-0.42	OVR	OVR	11.4	1.2	561	52500	20800	31700	
VMP-45-30	2/22/2012	1434	-0.15	-0.10	86.6	OVR	10.2	1.2	616	31180	11790	19390	
VMP-45-30	2/29/2012	913	-0.29	- 0.29	65.3	OVR	10.0	1.4	598	16640	9820	6820	
VMP-45-30	3/21/2012	940	-0.33	- 0.25	33.4	OVR	12.3	0.0	789	12680	3560	9120	
VMP-45-30	4/18/2012	937	-0.45	-0.38	7.3	OVR	9.8	4.7	639	3570	200	3370	
VMP-45-30	5/16/2012	1355	-0.42	-0.42	1.5	30.0	8.9	7.3	450	1400	130	1270	
VMP-45-30	6/20/2012	1056	-0.37	-0.41	0.3	7.0	8.7	7.8	209	277	53.5	224	
VMP-45-30	7/18/2012	1400	0.00	0.00	0.1	2.0	7.3	9.4	143	86.0	54.0	32.0	
VMP-45-30	8/15/2012	1135	-0.43	-0.38	0.0	1.0	7.0	12.6	60.0	71.0	35.2	35.8	
VMP-45-30	9/19/2012	1455	-0.33	-0.29	0.0	0.0	4.9	15.2	42.8	87.7	37.7	50.0	
VMP-45-30	10/17/2012	1012	-0.57	-0.51	0.0	0.0	4.2	16.4	22.5	54.9	6.6	48.3	
VMP-45-30	11/20/2012	1031	-0.50	-0.40	0.0	0.0	3.7	17.2	9.0	19.1	5.8	13.3	
VMP-45-30	12/19/2012	1100	-0.29	-0.19	0.0	0.0	3.7	17.3	10.1	20.9	4.0	16.9	
VMP-45-30	1/16/2013	944	-0.29	NM	0.0	0.0	3.2	17.5	5.9	17.8	5.1	12.7	
VMP-45-30	2/25/2013	1115	-0.25	-0.25	0.0	0.0	2.9	17.7	5.1	19.6	5.1	14.5	
VMP-45-30	3/20/2013	1544	-0.50	-0.50	0.0	0.0	1.8	19.1	1.2	4.8	0.0	4.8	
VMP-46-10	2/15/2012	NM	NM	NM	NM	NM	NM	NM	NM	NM	NM	NM	Chip and seal mounded over well. Cannot sample.
VMP-46-10	2/16/2012	NM	NM	NM	NM	NM	NM	NM	NM	NM	NM	NM	Chip and seal mounded over well. Cannot sample.
VMP-46-10	2/17/2012	NM	NM	NM	NM	NM	NM	NM	NM	NM	NM	NM	Chip and seal mounded over well. Cannot sample.
VMP-46-10	2/20/2012	NM	NM	NM	NM	NM	NM	NM	NM	NM	NM	NM	Chip and seal mounded over well. Cannot sample.
VMP-46-10	2/21/2012	958	-1.25	-0.78	1.0	20.0	1.0	20.6	146	1379	37.3	1342	
VMP-46-10	2/22/2012	936	0.12	0.11	0.6	12.0	0.2	20.8	45.4	1036	298	738	
VMP-46-10	2/29/2012	901	-0.33	-0.38	0.3	6.0	2.6	18.0	93.9	744	58.6	685	
VMP-46-10	3/21/2012	900	-0.40	-0.39	0.0	0.0	1.8	19.3	0.5	18.3	4.6	13.7	
VMP-46-10	4/18/2012	829	-0.36	-0.27	0.0	1.0	1.5	19.2	0.8	115	78.0	37.0	
VMP-46-10	5/16/2012	900	-0.50	-0.52	0.0	0.0	1.0	20.0	0.3	1.5	0.0	1.5	
VMP-46-10	6/20/2012	840	-0.48	-0.45	0.0	0.0	0.6	20.3	0.4	0.0	0.0	0.0	
VMP-46-10	7/18/2012	919	-0.46	-0.37	0.0	0.0	0.7	20.2	0.7	1.9	0.0	1.9	
VMP-46-10	8/15/2012	836	-0.39	-0.31	0.0	0.0	0.5	20.7	0.9	4.8	0.0	4.8	
VMP-46-10	9/19/2012	1228	-0.33	-0.25	0.0	0.0	0.2	20.6	0.7	5.1	0.0	5.1	
VMP-46-10	10/17/2012	848	-0.40	-0.45	0.0	0.0	0.7	20.1	0.4	2.2	0.0	2.2	
VMP-46-10	11/20/2012	942	-0.53	-0.36	0.0	0.0	0.4	20.6	0.6	2.6	0.0	2.6	
VMP-46-10	12/19/2012	1021	-0.43	-0.36	0.0	0.0	0.2	20.7	0.3	0.3	0.0	0.3	
VMP-46-10	1/16/2013	902	-0.28	-0.19	0.0	0.0	0.4	20.0	0.3	1.0	0.0	1.0	
VMP-46-10	2/25/2013	NM	NM	-11.20	NM	NM	NM	NM	NM	NM	NM	NM	Water encountered during sampling.
VMP-46-10	3/20/2013	916	-0.83	-0.83	0.0	0.0	0.1	20.8	0.2	0.9	0.0	0.9	

SEE LAST PAGE OF TABLE FOR NOTES

TABLE 10
SVE SYSTEM MONTHLY MONITORING - VMP SAMPLING DATA

Sample ID	Date	Initial Reading Time (24-Hour)	Vacuum/Pressure		Fixed Gases				Soil Vapor Concentrations				Comments
			Initial Reading (Inches of H_2O)	Stabilized Reading (Inches of H_2O)	CH4 (%)	LEL (%)	CO_2 (%)	O_2 (%)	PID (ppmv)	THC (ppmv)	CH4 (ppmv)	PHC (ppmv)	
VMP-46-20	2/15/2012	NM	NM	NM	NM	NM	NM	NM	NM	NM	NM	NM	Chip and seal mounded over well. Cannot sample.
VMP-46-20	2/16/2012	NM	NM	NM	NM	NM	NM	NM	NM	NM	NM	NM	Chip and seal mounded over well. Cannot sample.
VMP-46-20	2/17/2012	NM	NM	NM	NM	NM	NM	NM	NM	NM	NM	NM	Chip and seal mounded over well. Cannot sample.
VMP-46-20	2/20/2012	NM	NM	NM	NM	NM	NM	NM	NM	NM	NM	NM	Chip and seal mounded over well. Cannot sample.
VMP-46-20	2/21/2012	959	-1.06	-1.09	OVR	OVR	7.1	2.6	78.6	1000000	811000	189000	
VMP-46-20	2/22/2012	937	0.19	0.17	OVR	OVR	7.7	1.2	64.3	923000	374000	549000	
VMP-46-20	2/29/2012	902	-0.45	-0.51	OVR	OVR	7.4	1.2	67.7	1000000	405000	595000	
VMP-46-20	3/21/2012	900	-0.55	-0.53	OVR	OVR	7.3	0.6	66.1	1000000	438000	562000	
VMP-46-20	4/18/2012	829	-0.49	-0.38	OVR	OVR	6.4	1.9	70.0	775000	359000	416000	
VMP-46-20	5/16/2012	901	-0.36	-0.74	OVR	OVR	8.0	1.0	82.1	510000	241000	269000	
VMP-46-20	6/20/2012	841	0.02	-0.64	OVR	OVR	9.7	0.5	82.0	136000	85300	50700	
VMP-46-20	7/18/2012	920	-0.64	-0.52	OVR	OVR	10.1	1.5	56.0	203000	124000	79000	
VMP-46-20	8/15/2012	837	-0.55	-0.51	OVR	OVR	12.7	1.5	107	149000	100000	49000	
VMP-46-20	9/19/2012	1230	-0.47	-2.22	OVR	OVR	13.6	1.7	148	94500	89700	4800	
VMP-46-20	10/17/2012	849	-0.52	-0.63	OVR	OVR	12.9	1.1	124	168000	111000	57000	
VMP-46-20	11/20/2012	946	-0.75	-0.51	OVR	OVR	12.8	1.4	326	85700	56000	29700	
VMP-46-20	12/19/2012	1022	-0.66	-0.52	57.2	OVR	12.7	1.4	190	70600	60000	10600	
VMP-46-20	1/16/2013	907	-0.38	-0.25	OVR	OVR	12.6	0.9	235	76500	65000	11500	
VMP-46-20	2/25/2013	927	-0.47	-0.44	OVR	OVR	12.0	0.8	223	86700	44800	41900	
VMP-46-20	3/20/2013	920	-1.41	-1.25	18.5	OVR	9.2	6.7	145	24200	19900	4300	
VMP-46-30	2/15/2012	NM	NM	NM	NM	NM	NM	NM	NM	NM	NM	NM	Chip and seal mounded over well. Cannot sample.
VMP-46-30	2/16/2012	NM	NM	NM	NM	NM	NM	NM	NM	NM	NM	NM	Chip and seal mounded over well. Cannot sample.
VMP-46-30	2/17/2012	NM	NM	NM	NM	NM	NM	NM	NM	NM	NM	NM	Chip and seal mounded over well. Cannot sample.
VMP-46-30	2/20/2012	NM	NM	NM	NM	NM	NM	NM	NM	NM	NM	NM	Chip and seal mounded over well. Cannot sample.
VMP-46-30	2/21/2012	1000	-1.06	-1.06	OVR	OVR	7.5	2.4	77.6	906000	747000	159000	
VMP-46-30	2/22/2012	937	0.17	0.17	OVR	OVR	8.0	1.4	64.3	1000000	1000000	0.0	
VMP-46-30	2/29/2012	903	-0.47	-0.50	OVR	OVR	7.5	1.4	69.3	1000000	533000	467000	
VMP-46-30	3/21/2012	900	-0.56	-0.54	OVR	OVR	6.9	0.6	71.1	1000000	1000000	0.0	
VMP-46-30	4/18/2012	830	-0.49	-0.39	OVR	OVR	6.2	1.2	71.5	1000000	448000	552000	
VMP-46-30	5/16/2012	902	-0.70	-0.76	OVR	OVR	6.4	0.5	83.1	1000000	610000	390000	
VMP-46-30	6/20/2012	842	-0.69	-0.65	OVR	OVR	6.3	1.6	106	565000	305000	260000	
VMP-46-30	7/18/2012	921	-0.64	-0.13	OVR	OVR	6.2	1.8	55.4	1000000	283000	717000	
VMP-46-30	8/15/2012	837	-0.59	-0.53	OVR	OVR	7.8	1.8	121	392000	225000	167000	
VMP-46-30	9/19/2012	1231	-0.51	-2.53	OVR	OVR	9.3	1.9	152	669000	260000	409000	
VMP-46-30	10/17/2012	850	-0.56	-0.61	OVR	OVR	10.7	1.0	119	414000	336000	78000	
VMP-46-30	11/20/2012	950	-0.76	-0.51	OVR	OVR	11.7	1.4	223	256000	216000	40000	
VMP-46-30	12/19/2012	1023	-0.68	-0.53	OVR	OVR	11.9	1.9	242	310000	155000	155000	
VMP-46-30	1/16/2013	912	-0.42	-0.23	OVR	OVR	12.5	0.8	180	215000	114000	101000	
VMP-46-30	2/25/2013	931	-0.37	-0.43	OVR	OVR	11.5	1.4	210	179000	79100	99900	
VMP-46-30	3/20/2013	924	-1.33	-1.15	8.1	OVR	1.2	18.8	150	9600	6000	3600	Results are suspect because oxygen concentrations in the Tedlar is higher than expected.

SEE LAST PAGE OF TABLE FOR NOTES

TABLE 10
SVE SYSTEM MONTHLY MONITORING - VMP SAMPLING DATA

Sample ID	Date	Initial Reading Time (24-Hour)	Vacuum/Pressure		Fixed Gases				Soil Vapor Concentrations				Comments
			Initial Reading (Inches of H_2O)	Stabilized Reading (Inches of H_2O)	CH4 (%)	LEL (%)	CO_2 (%)	O_2 (%)	PID (ppmv)	THC (ppmv)	CH4 (ppmv)	PHC (ppmv)	
VMP-47-5	3/21/2013	1234	0.02	0.12	0.0	0.0	10.9	3.6	10.9	152	0.0	152	Initial monthly sample after installation.
VMP-47-10	3/21/2013	1238	0.03	0.10	0.0	0.0	10.9	5.4	2.8	96.9	0.0	96.9	Initial monthly sample after installation.
VMP-47-20	3/21/2013	1242	0.13	0.41	4.1	80.0	12.2	1.0	57.8	4800	3250	1550	Initial monthly sample after installation.
VMP-47-30	3/21/2013	1246	0.18	0.55	4.9	99.0	12.2	0.8	37.5	12200	10200	2000	Initial monthly sample after installation.
VMP-48-5	2/26/2013	1339	0.00	-0.01	0.0	0.0	0.1	20.2	0.2	4.5	0.0	4.5	Initial monthly sample after installation.
VMP-48-5	3/21/2013	1447	0.00	0.00	0.0	0.0	0.4	20.3	0.3	2.9	0.0	2.9	
VMP-48-10	2/26/2013	1343	-0.03	-0.05	0.0	0.0	2.4	18.4	0.1	0.5	0.0	0.5	Initial monthly sample after installation.
VMP-48-10	3/21/2013	1449	-0.04	0.00	0.0	0.0	1.8	19.2	0.2	0.7	0.0	0.7	
VMP-48-20	2/26/2013	1345	-0.03	-0.72	0.0	0.0	4.1	17.9	0.2	1.2	0.0	1.2	Initial monthly sample after installation.
VMP-48-20	3/21/2013	1454	0.00	0.00	0.0	0.0	3.4	18.6	0.2	0.2	0.0	0.2	
VMP-48-30	2/26/2013	1347	-0.17	-0.30	0.0	0.0	11.2	1.3	2.3	26.0	0.0	26.0	Initial monthly sample after installation.
VMP-48-30	3/21/2013	1456	0.09	0.05	0.0	0.0	11.1	1.9	1.9	13.8	0.0	13.8	
VMP-49-5	2/26/2013	1358	-0.21	-0.23	0.0	0.0	0.9	20.0	8.3	74.8	18.2	56.6	Initial monthly sample after installation.
VMP-49-5	3/21/2013	1508	-0.02	-0.20	0.0	0.0	0.4	20.6	0.3	0.2	0.0	0.2	
VMP-49-10	2/26/2013	1402	-0.18	-0.20	0.0	0.0	0.1	20.4	0.2	0.3	0.0	0.3	Initial monthly sample after installation.
VMP-49-10	3/21/2013	1510	-0.17	-0.19	0.0	0.0	0.5	20.5	0.2	0.9	0.0	0.9	
VMP-49-20	2/26/2013	1404	-0.03	-0.03	0.0	0.0	0.2	20.4	0.1	1.1	0.0	1.1	Initial monthly sample after installation.
VMP-49-20	3/21/2013	1512	-0.02	-0.02	0.0	0.0	0.4	20.5	0.2	1.1	0.0	1.1	
VMP-49-30	2/26/2013	1406	-0.54	-0.66	19.5	OVR	10.7	2.3	220	13000	6400	6600	Initial monthly sample after installation.
VMP-49-30	3/21/2013	1514	-0.41	-0.44	5.8	OVR	8.2	3.1	219	2100	325	1775	
VMP-50-5	2/26/2013	1108	0.00	0.00	0.0	0.0	1.4	19.2	0.6	2.8	0.0	2.8	Initial monthly sample after installation.
VMP-50-5	3/21/2013	1527	0.00	0.00	0.0	0.0	0.9	20.1	0.4	0.8	0.0	0.8	
VMP-50-10	2/26/2013	1114	-0.02	0.00	0.0	0.0	3.9	17.0	0.4	0.3	0.0	0.3	Initial monthly sample after installation.
VMP-50-10	3/21/2013	1529	0.00	0.00	0.0	0.0	3.1	18.1	0.3	0.3	0.0	0.3	
VMP-50-20	2/26/2013	1121	-0.08	0.00	0.2	5.0	14.6	3.5	46.7	350	93.5	257	Initial monthly sample after installation.
VMP-50-20	3/21/2013	1531	0.00	-0.02	0.0	0.0	12.4	6.3	31.4	86.3	38.2	48.1	
VMP-50-30	2/26/2013	1117	-2.73	-0.70	20.0	OVR	6.9	15.3	566	8300	1670	6630	Initial monthly sample after installation.
VMP-50-30	3/21/2013	1533	-1.21	-1.01	16.7	OVR	5.4	17.1	685	8200	3800	4400	
VMP-51-5	2/25/2013	1440	0.02	0.02	0.0	0.0	0.4	20.6	0.2	1.2	0.0	1.2	Initial monthly sample after installation.
VMP-51-5	3/21/2013	1144	-0.04	0.00	0.0	0.0	0.4	20.6	0.5	2.0	0.0	2.0	
VMP-51-10	2/25/2013	1440	0.00	0.00	0.0	0.0	0.6	20.3	0.2	0.5	0.0	0.5	Initial monthly sample after installation.
VMP-51-10	3/21/2013	1154	0.00	0.00	0.0	0.0	0.4	20.6	0.5	1.6	0.0	1.6	
VMP-51-20	2/25/2013	1445	0.10	0.11	0.0	0.0	2.9	19.2	0.3	0.5	0.0	0.5	Initial monthly sample after installation.
VMP-51-20	3/21/2013	1154	-0.18	-0.17	0.0	0.0	2.0	19.7	0.6	0.5	0.0	0.5	
VMP-51-30	2/25/2013	1445	0.10	0.09	0.0	0.0	3.5	18.5	0.3	0.9	0.0	0.9	Initial monthly sample after installation.
VMP-51-30	3/21/2013	1159	-0.16	-0.17	0.0	0.0	3.1	18.8	0.7	0.7	0.0	0.7	
VMP-52-5	2/25/2013	1420	0.00	-0.02	0.0	0.0	1.1	18.9	0.4	0.6	0.0	0.6	Initial monthly sample after installation.
VMP-52-5	3/21/2013	1524	0.00	0.00	0.0	0.0	0.8	18.5	0.5	1.4	0.0	1.4	
VMP-52-10	2/25/2013	1420	0.05	0.02	0.0	0.0	1.8	17.3	0.4	2.5	0.0	2.5	Initial monthly sample after installation.
VMP-52-10	3/21/2013	1531	0.03	0.00	0.0	0.0	1.5	18.6	0.6	1.2	0.0	1.2	
VMP-52-20	2/25/2013	1425	0.27	0.05	0.0	0.0	5.6	13.6	0.6	3.6	0.0	3.6	Initial monthly sample after installation.
VMP-52-20	3/21/2013	1541	-0.03	-0.05	0.0	0.0	5.0	15.4	0.6	2.1	0.0	2.1	
VMP-52-30	2/25/2013	1425	0.32	0.48	0.0	0.0	6.0	13.0	0.7	6.1	5.7	0.4	Initial monthly sample after installation.
VMP-52-30	3/21/2013	1546	-0.03	-0.17	0.0	0.0	6.4	13.4	0.9	4.1	0.0	4.1	

SEE LAST PAGE OF TABLE FOR NOTES

TABLE 10
SVE SYSTEM MONTHLY MONITORING - VMP SAMPLING DATA

Sample ID	Date	Initial Reading Time (24-Hour)	Vacuum/Pressure		Fixed Gases				Soil Vapor Concentrations				Comments
			Initial Reading (Inches of H_2O)	Stabilized Reading (Inches of H_2O)	CH4 (%)	LEL (%)	CO_2 (%)	O_2 (%)	PID (ppmv)	THC (ppmv)	CH4 (ppmv)	PHC (ppmv)	
VMP-53-5	2/25/2013	1355	0.00	0.00	0.0	0.0	0.4	20.6	0.4	0.5	0.0	0.5	Initial monthly sample after installation.
VMP-53-5	3/21/2013	1449	0.00	0.00	0.0	0.0	0.4	20.6	0.5	0.8	0.0	0.8	
VMP-53-10	2/25/2013	1355	-0.44	0.11	0.0	0.0	0.5	20.5	0.4	0.7	0.0	0.7	Initial monthly sample after installation.
VMP-53-10	3/21/2013	1453	0.00	0.00	0.0	0.0	0.4	20.6	0.6	1.1	0.0	1.1	
VMP-53-20	2/25/2013	1400	0.05	0.08	0.0	0.0	1.6	19.8	0.4	1.1	0.0	1.1	Initial monthly sample after installation.
VMP-53-20	3/21/2013	1459	0.00	0.00	0.0	0.0	1.1	20.2	0.6	0.4	0.0	0.4	
VMP-53-30	2/25/2013	1400	-0.66	0.25	0.0	0.0	3.2	18.6	0.4	0.7	0.0	0.7	Initial monthly sample after installation.
VMP-53-30	3/21/2013	1503	0.00	0.00	0.0	0.0	2.8	19.1	0.5	0.4	0.0	0.4	
VMP-54-5	2/25/2013	1335	-0.12	-0.19	0.0	0.0	1.7	18.7	0.4	0.9	0.0	0.9	Initial monthly sample after installation.
VMP-54-5	3/21/2013	1414	0.00	0.03	0.0	0.0	2.0	18.8	0.5	0.3	0.0	0.3	
VMP-54-10	2/25/2013	1340	0.02	-0.01	0.0	0.0	2.8	17.5	0.5	1.5	0.0	1.5	Initial monthly sample after installation.
VMP-54-10	3/21/2013	1418	0.00	0.04	0.0	0.0	2.9	17.7	0.6	0.6	0.0	0.6	
VMP-54-20	2/25/2013	1335	0.02	0.02	0.0	0.0	3.5	16.6	0.5	0.6	0.0	0.6	Initial monthly sample after installation.
VMP-54-20	3/21/2013	1423	0.05	0.07	0.0	0.0	3.3	16.9	0.6	0.7	0.0	0.7	
VMP-54-30	2/25/2013	1340	0.04	0.03	0.0	0.0	4.9	14.6	0.5	1.3	0.0	1.3	Initial monthly sample after installation.
VMP-54-30	3/21/2013	1427	0.07	0.06	0.0	0.0	4.8	15.2	0.6	0.6	0.0	0.6	
VMP-55-5	3/21/2013	NM	NM	NM	NM	NM	NM	NM	NM	NM	NM	NM	Screen submerged.
VMP-55-10	3/21/2013	NM	NM	NM	NM	NM	NM	NM	NM	NM	NM	NM	Screen submerged.
VMP-55-20	3/21/2013	1343	0.33	0.40	OVR	OVR	20.9	1.1	25.5	252000	206000	46000	Initial monthly sample after installation.
VMP-55-30	3/21/2013	NM	NM	NM	NM	NM	NM	NM	NM	NM	NM	NM	Screen submerged.

Notes:
1) NM = Not Measured, PID - Photo Ionization Detector; THC = Total Hydrocarbon Concentration; PHC = Petroleum Hydrocarbon Concentration;
OVR = Over-range; ppmv = Parts Per Million By Volume.

SEE LAST PAGE OF TABLE FOR NOTES

TABLE 11
SVE SYSTEM HEADER AND EXHAUST ANALYTICAL DATA

Location	Sample ID	Sample Date	Acetone			Allyl chloride (3-Chloropropene)			alpha-Chlorotoluene			Benzene			Bromodichloromethane		
			Result (mg/m3)	Lab Qualifier	URS Qualifier	Result (mg/m3)	Lab Qualifier	URS Qualifier	Result (mg/m3)	Lab Qualifier	URS Qualifier	Result (mg/m3)	Lab Qualifier	URS Qualifier	Result (mg/m3)	Lab Qualifier	URS Qualifier
SVE Public Works Header	PWHeader-121912	12/19/2012	7	U		9.3	U		3.8	U		700			5	U	
SVE Public Works Header	PWHeader-SVE-01162013	1/16/2013	14	U		18	U		7.7	U		1200			9.9	U	
SVE Public Works Header	PWHeader-SVE-02202013	2/20/2013	13	U		18	U		7.3	U		1300			9.4	U	
SVE Public Works Header	PWHeader-SVE-03012013	3/1/2013	14	J		36	U		15	U		1600			19	U	
SVE Refinery Header	HEADER-SVE-020912	2/9/2012	150	U		200	U		83	U		130			110	U	
SVE Refinery Header	HEADER-SVE-021712	2/17/2012	80	U		100	U		170	U		170			56	U	
SVE Refinery Header	HEADER-SVE-030112	3/1/2012	6.5	J		93	U		150	U		150			50	U	
SVE Refinery Header	HEADER-SVE-030812	3/8/2012	36	U		48	U		79	U		120			26	U	
SVE Refinery Header	HEADER-SVE-032312	3/23/2012	20	U		26	U		43	U		63			14	U	
SVE Refinery Header	HEADER-SVE-032812	3/28/2012	9.5	U		12	U		21	U		61			6.7	U	
SVE Refinery Header	MainHeader-SVE-113012	11/30/2012	15	U		19	U		8	U		44			10	U	
SVE Refinery Header	MainHeader-121912	12/19/2012	14	U		18	U		7.7	U		81			10	U	
SVE Refinery Header	MainHeader-SVE-01162013	1/16/2013	9.4	J		37	U		15	U		110			20	U	
SVE Refinery Header	MainHeader-SVE-02202013	2/20/2013	43	U		56	U		23	U		94			30	U	
SVE Refinery Header	MainHeader-SVE-03012013	3/1/2013	19	J		73	U		30	U		97			39	U	
SVE RTO Exhaust	EXH-SVE-013112	1/31/2012	0.83			0.87	U		0.12	J		0.53			0.46	U	
SVE RTO Exhaust	EXH-SVE-020112	2/1/2012	0.023			0.014	U		0.006	J	U	0.019			0.0016	J	
SVE RTO Exhaust	EXH-SVE-020212	2/2/2012	0.027			0.02	U		0.0083	U		0.081			0.011	U	
SVE RTO Exhaust	EXH-SVE-020712	2/7/2012	0.023			0.011	U		0.0047	U		0.14			0.0061	U	
SVE RTO Exhaust	EXH-SVE-020912	2/9/2012	0.064		J	0.074	U	UJ	0.031	U	UJ	0.48		J	0.0048	J	J
SVE RTO Exhaust	EXH-SVE-021412	2/14/2012	0.058	J		0.12	U		0.19	U		0.64			0.063	U	
SVE RTO Exhaust	EXH-SVE-021712	2/17/2012	0.26		J	0.22	U	UJ	0.36	U	UJ	3.2		J	0.12	U	UJ
SVE RTO Exhaust	EXH-SVE-022112	2/21/2012	0.62	J		1.1	U		0.46	U		8.4			0.6	U	
SVE RTO Exhaust	EXH-SVE-022412	2/24/2012	0.044	J		0.024	U		0.01	U		0.67			0.013	U	
SVE RTO Exhaust	EXH-SVE-022712	2/27/2012	0.12			0.024	U		0.01	U		1.5			0.013	U	
SVE RTO Exhaust	EXH-SVE-030112	3/1/2012	1.2	U		1.6	U		2.6	U		4.4			0.84	U	
SVE RTO Exhaust	EXH-SVE-032312	3/23/2012	0.44			0.034	U		0.014	U		0.34			0.018	U	
SVE RTO Exhaust	EXH-SVE-04192012	4/19/2012	0.063			0.012	U		0.0051	U		0.14			0.0066	U	
SVE RTO Exhaust	EXH-SVE-05172012	5/17/2012	0.085	J		0.48	U		0.2	U		1.9			0.26	U	
SVE RTO Exhaust	EXH-SVE-06212012	6/21/2012	0.9	J		1.5	U		0.64	U		1.5			0.82	U	
SVE RTO Exhaust	EXH-SVE-08312012	8/31/2012	4.4			0.79	U		0.33	U		1.7			0.42	U	
SVE RTO Exhaust	EXH-SVE-09282012	9/28/2012	1.1	U		1.5	U		0.61	U		1.4			0.79	U	
SVE RTO Exhaust	EXH-SVE-10252012	10/25/2012	0.3	J		2	U		0.82	U		1.9			1.1	U	
SVE RTO Exhaust	EXH-SVE-113012	11/30/2012	0.15			0.038	U		0.016	J	U	0.058			0.02	U	
SVE RTO Exhaust	EXH-SVE-120312	12/3/2012	0.19	J		0.4	U		0.16	U		4.9			0.21	U	
SVE RTO Exhaust	EXH-SVE-120412	12/4/2012	0.1			0.019	U		0.008	J	U	0.78			0.01	U	
SVE RTO Exhaust	EXH-SVE-120512	12/5/2012	0.17	J		0.35	U		0.14	U		4.1			0.19	U	
SVE RTO Exhaust	EXH-SVE-121012	12/10/2012	0.041	J		0.16	U		0.067	U		0.52			0.087	U	
SVE RTO Exhaust	EXH-SVE-121212	12/12/2012	0.062	J		0.17	U		0.07	U		3.4			0.09	U	
SVE RTO Exhaust	EXH-SVE-121712	12/17/2012	0.046			0.018	U		0.0075	U		0.17			0.0097	U	
SVE RTO Exhaust	EXH-SVE-121912	12/19/2012	0.065	J		0.34	U		0.14	U		4.7			0.18	U	
SVE RTO Exhaust	EXH-SVE-01162013	1/16/2013	0.014	J		0.018	U		0.0073	U		0.29			0.0094	U	
SVE RTO Exhaust	EXH-SVE-02202013	2/20/2013	0.041	J		0.22	U		0.093	U		5.4			0.12	U	
SVE RTO Exhaust	EXH-SVE-03012013	3/1/2013	0.15	J		0.44	U		0.18	U		6.6			0.24	U	

SEE LAST PAGE OF TABLE FOR NOTES

TABLE 11
SVE SYSTEM HEADER AND EXHAUST ANALYTICAL DATA

Location	Sample ID	Sample Date	Bromoform			Bromomethane			1,3-Butadiene			Butane			2-Butanone		
			Result (mg/m3)	Lab Qualifier	URS Qualifier	Result (mg/m3)	Lab Qualifier	URS Qualifier	Result (mg/m3)	Lab Qualifier	URS Qualifier	Result (mg/m3)	Lab Qualifier	URS Qualifier	Result (mg/m3)	Lab Qualifier	URS Qualifier
SVE Public Works Header	PWHeader-121912	12/19/2012	7.6	U		2.9	U		1.6	U		590			8.7	U	
SVE Public Works Header	PWHeader-SVE-01162013	1/16/2013	15	U		5.7	U		3.3	U		990			17	U	
SVE Public Works Header	PWHeader-SVE-02202013	2/20/2013	14	U		5.5	UJ	UJ	3.1	U		880			17	U	
SVE Public Works Header	PWHeader-SVE-03012013	3/1/2013	30	U		110	U		6.3	U		890			34	U	
SVE Refinery Header	HEADER-SVE-020912	2/9/2012	170	U		62	U		36	U		11000			190	U	
SVE Refinery Header	HEADER-SVE-021712	2/17/2012	350	U		33	U		18	U		8600			99	U	
SVE Refinery Header	HEADER-SVE-030112	3/1/2012	310	U		29	U		16	U		4000			88	U	
SVE Refinery Header	HEADER-SVE-030812	3/8/2012	39	U		15	U		8.4	U		2900			45	U	
SVE Refinery Header	HEADER-SVE-032312	3/23/2012	21	U		8	U		4.6	U		1800			24	U	
SVE Refinery Header	HEADER-SVE-032812	3/28/2012	10	U		3.9	U		2.2	U		1700			12	U	
SVE Refinery Header	MainHeader-SVE-113012	11/30/2012	16	U		6	U		3.4	U		1500			18	U	
SVE Refinery Header	MainHeader-121912	12/19/2012	15	U		5.8	U		3.3	U		3000			18	U	
SVE Refinery Header	MainHeader-SVE-01162013	1/16/2013	31	U		11	U		6.5	U		4200			35	U	
SVE Refinery Header	MainHeader-SVE-02202013	2/20/2013	47	U		18	UJ	UJ	10	U		3500			53	U	
SVE Refinery Header	MainHeader-SVE-03012013	3/1/2013	60	U		220	U		13	U		4400			68	U	
SVE RTO Exhaust	EXH-SVE-013112	1/31/2012	0.72	U		0.27	U		0.15	U		34			0.12	J	
SVE RTO Exhaust	EXH-SVE-020112	2/1/2012	0.012	U		0.0045	U		0.0025	U		0.15			0.0039	J	
SVE RTO Exhaust	EXH-SVE-020212	2/2/2012	0.017	U		0.0062	U		0.0036	U		0.59			0.0034	J	
SVE RTO Exhaust	EXH-SVE-020712	2/7/2012	0.0094	U		0.0036	U		0.002	U		0.2			0.0055	J	
SVE RTO Exhaust	EXH-SVE-020912	2/9/2012	0.062	U	UJ	0.023	U	UJ	0.013	U	UJ	0.29		J	0.0095	J	J
SVE RTO Exhaust	EXH-SVE-021412	2/14/2012	0.39	U		0.036	U		0.021	U		11			0.015	J	
SVE RTO Exhaust	EXH-SVE-021712	2/17/2012	0.72	U	UJ	0.068	U	UJ	0.039	U	UJ	6.9		J	0.14	J	J
SVE RTO Exhaust	EXH-SVE-022112	2/21/2012	0.92	U		3.5	U		0.2	U		27			1	U	
SVE RTO Exhaust	EXH-SVE-022412	2/24/2012	0.02	U		0.076	U		0.0043	U		0.36			0.018	J	
SVE RTO Exhaust	EXH-SVE-022712	2/27/2012	0.02	U		0.076	U		0.0043	U		0.3			0.089		
SVE RTO Exhaust	EXH-SVE-030112	3/1/2012	5.2	U		0.49	U		0.28	U		100			1.5	U	
SVE RTO Exhaust	EXH-SVE-032312	3/23/2012	0.028	U		0.1	U		0.0059	U		1.2			0.29		
SVE RTO Exhaust	EXH-SVE-04192012	4/19/2012	0.01	U		0.038	U		0.0022	U		0.32			0.017		
SVE RTO Exhaust	EXH-SVE-05172012	5/17/2012	0.39	U		0.15	U		0.084	U		50			0.45	U	
SVE RTO Exhaust	EXH-SVE-06212012	6/21/2012	1.3	U		4.8	U		0.27	U		45			1.4	U	
SVE RTO Exhaust	EXH-SVE-08312012	8/31/2012	0.65	U		2.4	U		0.14	U		32			0.21	J	
SVE RTO Exhaust	EXH-SVE-09282012	9/28/2012	1.2	U		0.46	U		0.26	U		22			1.4	U	
SVE RTO Exhaust	EXH-SVE-10252012	10/25/2012	1.6	U		0.62	U		0.35	U		31			1.9	U	
SVE RTO Exhaust	EXH-SVE-113012	11/30/2012	0.031	U		0.014	J		0.0067	U		1.8			0.095		
SVE RTO Exhaust	EXH-SVE-120312	12/3/2012	0.33	U		0.13	J		0.07	U		22			0.1	J	
SVE RTO Exhaust	EXH-SVE-120412	12/4/2012	0.016	U		0.06	J	U	0.0034	U		0.4			0.077		
SVE RTO Exhaust	EXH-SVE-120512	12/5/2012	0.29	U		0.1	J		0.062	U		12			0.12	J	
SVE RTO Exhaust	EXH-SVE-121012	12/10/2012	0.13	U		0.05	U		0.029	U		0.28			0.15	U	
SVE RTO Exhaust	EXH-SVE-121212	12/12/2012	0.14	U		0.052	U		0.03	U		16			0.015	J	
SVE RTO Exhaust	EXH-SVE-121712	12/17/2012	0.015	U		0.056	U		0.0023	J		0.26			0.01	J	
SVE RTO Exhaust	EXH-SVE-121912	12/19/2012	0.28	U		0.1	U		0.06	U		19			0.32	U	
SVE RTO Exhaust	EXH-SVE-01162013	1/16/2013	0.014	U		0.055	U		0.0031	U		0.51			0.0034	J	
SVE RTO Exhaust	EXH-SVE-02202013	2/20/2013	0.19	U		0.07	UJ	UJ	0.04	U		19			0.21	U	
SVE RTO Exhaust	EXH-SVE-03012013	3/1/2013	0.37	U		1.4	U		0.078	U		24			0.42	U	

SEE LAST PAGE OF TABLE FOR NOTES

TABLE 11
SVE SYSTEM HEADER AND EXHAUST ANALYTICAL DATA

Location	Sample ID	Sample Date	Carbon disulfide			Carbon tetrachloride			Chlorobenzene			Chlorodibromomethane			Chloroethane		
			Result (mg/m3)	Lab Qualifier	URS Qualifier	Result (mg/m3)	Lab Qualifier	URS Qualifier	Result (mg/m3)	Lab Qualifier	URS Qualifier	Result (mg/m3)	Lab Qualifier	URS Qualifier	Result (mg/m3)	Lab Qualifier	URS Qualifier
SVE Public Works Header	PWHeader-121912	12/19/2012	2.3	U		4.6	U		3.4	U		6.3	U		7.8	U	
SVE Public Works Header	PWHeader-SVE-01162013	1/16/2013	4.6	U		9.3	U		6.8	U		13	U		16	U	
SVE Public Works Header	PWHeader-SVE-02202013	2/20/2013	4.4	U		8.9	U		6.5	U		12	U		15	U	
SVE Public Works Header	PWHeader-SVE-03012013	3/1/2013	22	J		18	U		13	U		24	U		30	U	
SVE Refinery Header	HEADER-SVE-020912	2/9/2012	200	U		100	U		74	U		140	U		170	U	
SVE Refinery Header	HEADER-SVE-021712	2/17/2012	26	U		53	U		39	U		72	U		89	U	
SVE Refinery Header	HEADER-SVE-030112	3/1/2012	23	U		12	J		34	U		63	U		79	U	
SVE Refinery Header	HEADER-SVE-030812	3/8/2012	12	U		24	U		18	U		32	U		40	U	
SVE Refinery Header	HEADER-SVE-032312	3/23/2012	6.4	U		13	U		9.5	U		18	U		22	U	
SVE Refinery Header	HEADER-SVE-032812	3/28/2012	3.1	U		6.3	U		4.6	U		8.6	U		11	U	
SVE Refinery Header	MainHeader-SVE-113012	11/30/2012	4.8	U		9.8	U		7.2	U		13	U		16	U	
SVE Refinery Header	MainHeader-121912	12/19/2012	4.6	U		9.3	U		6.8	U		13	U		16	U	
SVE Refinery Header	MainHeader-SVE-01162013	1/16/2013	9.2	U		19	U		14	U		25	U		31	U	
SVE Refinery Header	MainHeader-SVE-02202013	2/20/2013	14	U		28	U		21	U		38	U		48	U	
SVE Refinery Header	MainHeader-SVE-03012013	3/1/2013	25	J		36	U		27	U		49	U		61	U	
SVE RTO Exhaust	EXH-SVE-013112	1/31/2012	0.56	J		0.44	U		0.32	U		0.59	U		0.73	U	
SVE RTO Exhaust	EXH-SVE-020112	2/1/2012	0.014	U		0.0072	U		0.0053	U		0.0098	U		0.012	U	
SVE RTO Exhaust	EXH-SVE-020212	2/2/2012	0.02	U		0.01	U		0.0074	U		0.014	U		0.017	U	
SVE RTO Exhaust	EXH-SVE-020712	2/7/2012	0.011	U		0.0058	U		0.0042	U		0.0078	U		0.0096	U	
SVE RTO Exhaust	EXH-SVE-020912	2/9/2012	0.074	U	UJ	0.037	U	UJ	0.027	U	UJ	0.051	U	UJ	0.063	U	UJ
SVE RTO Exhaust	EXH-SVE-021412	2/14/2012	0.029	U		0.059	U		0.043	U		0.08	U		0.099	U	
SVE RTO Exhaust	EXH-SVE-021712	2/17/2012	0.054	U	UJ	0.11	U	UJ	0.08	U	UJ	0.15	U	UJ	0.18	U	UJ
SVE RTO Exhaust	EXH-SVE-022112	2/21/2012	0.35	J		0.56	U		0.41	U		0.76	U		0.94	U	
SVE RTO Exhaust	EXH-SVE-022412	2/24/2012	0.024	J	U	0.012	U		0.009	U		0.017	U		0.021	U	
SVE RTO Exhaust	EXH-SVE-022712	2/27/2012	0.024	J	U	0.012	U		0.009	U		0.017	U		0.021	U	
SVE RTO Exhaust	EXH-SVE-030112	3/1/2012	0.39	U		0.48	J		0.58	U		1.1	U		1.3	U	
SVE RTO Exhaust	EXH-SVE-032312	3/23/2012	0.033	U		0.017	U		0.012	U		0.023	U		0.028	U	
SVE RTO Exhaust	EXH-SVE-04192012	4/19/2012	0.012	J	U	0.0062	U		0.0045	U		0.0083	U		0.01	U	
SVE RTO Exhaust	EXH-SVE-05172012	5/17/2012	0.12	U		0.24	U		0.18	U		0.32	U		0.4	U	
SVE RTO Exhaust	EXH-SVE-06212012	6/21/2012	0.76	J		0.77	U		0.57	U		1	U		1.3	U	
SVE RTO Exhaust	EXH-SVE-08312012	8/31/2012	1			0.4	U		0.29	U		0.54	U		0.66	U	
SVE RTO Exhaust	EXH-SVE-09282012	9/28/2012	0.37	U		0.74	U		0.54	U		1	U		1.2	U	
SVE RTO Exhaust	EXH-SVE-10252012	10/25/2012	0.5	U		1	U		0.73	U		1.4	U		1.7	U	
SVE RTO Exhaust	EXH-SVE-113012	11/30/2012	0.015	J		0.019	U		0.014	U		0.026	U		0.032	U	
SVE RTO Exhaust	EXH-SVE-120312	12/3/2012	0.4	U		0.2	U		0.15	U		0.27	U		0.34	U	
SVE RTO Exhaust	EXH-SVE-120412	12/4/2012	0.019	J	U	0.0098	U		0.0072	U		0.013	U		0.016	U	
SVE RTO Exhaust	EXH-SVE-120512	12/5/2012	0.35	U		0.18	U		0.13	U		0.24	U		0.3	U	
SVE RTO Exhaust	EXH-SVE-121012	12/10/2012	0.04	U		0.081	U		0.06	U		0.11	U		0.14	U	
SVE RTO Exhaust	EXH-SVE-121212	12/12/2012	0.042	U		0.085	U		0.062	U		0.12	U		0.14	U	
SVE RTO Exhaust	EXH-SVE-121712	12/17/2012	0.018	U		0.0092	U		0.0067	U		0.012	U		0.015	U	
SVE RTO Exhaust	EXH-SVE-121912	12/19/2012	0.084	U		0.17	U		0.12	U		0.23	U		0.28	U	
SVE RTO Exhaust	EXH-SVE-01162013	1/16/2013	0.018	J	U	0.0089	U		0.0065	U		0.012	U		0.015	U	
SVE RTO Exhaust	EXH-SVE-02202013	2/20/2013	0.056	U		0.11	U		0.083	U		0.15	U		0.19	U	
SVE RTO Exhaust	EXH-SVE-03012013	3/1/2013	0.14	J		0.22	U		0.16	U		0.3	U		0.37	U	

SEE LAST PAGE OF TABLE FOR NOTES

TABLE 11
SVE SYSTEM HEADER AND EXHAUST ANALYTICAL DATA

Location	Sample ID	Sample Date	Chloroform			Chloromethane			Cyclohexane			1,2-Dibromoethane			1,2-Dichlorobenzene		
			Result (mg/m3)	Lab Qualifier	URS Qualifier	Result (mg/m3)	Lab Qualifier	URS Qualifier	Result (mg/m3)	Lab Qualifier	URS Qualifier	Result (mg/m3)	Lab Qualifier	URS Qualifier	Result (mg/m3)	Lab Qualifier	URS Qualifier
SVE Public Works Header	PWHeader-121912	12/19/2012	3.6	U		6.1	U		30			5.7	U		4.4	U	
SVE Public Works Header	PWHeader-SVE-01162013	1/16/2013	7.2	U		12	U		48			11	U		8.9	U	
SVE Public Works Header	PWHeader-SVE-02202013	2/20/2013	6.9	U		12	U		64			11	U		8.5	U	
SVE Public Works Header	PWHeader-SVE-03012013	3/1/2013	14	U		59	U		60			22	U		17	U	
SVE Refinery Header	HEADER-SVE-020912	2/9/2012	79	U		130	U		520			120	U		97	U	
SVE Refinery Header	HEADER-SVE-021712	2/17/2012	41	U		69	U		570			64	U		50	U	
SVE Refinery Header	HEADER-SVE-030112	3/1/2012	36	U		62	U		660			57	U		45	U	
SVE Refinery Header	HEADER-SVE-030812	3/8/2012	19	U		32	U		410			29	U		23	U	
SVE Refinery Header	HEADER-SVE-032312	3/23/2012	10	U		17	U		220			16	U		12	U	
SVE Refinery Header	HEADER-SVE-032812	3/28/2012	4.9	U		8.3	U		190			7.7	U		6	U	
SVE Refinery Header	MainHeader-SVE-113012	11/30/2012	7.6	U		13	U		180			12	U		9.3	U	
SVE Refinery Header	MainHeader-121912	12/19/2012	7.2	U		12	U		290			11	U		8.9	U	
SVE Refinery Header	MainHeader-SVE-01162013	1/16/2013	14	U		24	U		410			23	U		18	U	
SVE Refinery Header	MainHeader-SVE-02202013	2/20/2013	22	U		37	U		380			35	U		27	U	
SVE Refinery Header	MainHeader-SVE-03012013	3/1/2013	28	U		120	U		440			44	U		35	U	
SVE RTO Exhaust	EXH-SVE-013112	1/31/2012	0.34	U		0.57	U		2.8			0.12	J		0.1	J	
SVE RTO Exhaust	EXH-SVE-020112	2/1/2012	0.0056	U		0.0095	U		0.0093			0.0088	J	U	0.0069	J	U
SVE RTO Exhaust	EXH-SVE-020212	2/2/2012	0.0079	U		0.013	U		0.078			0.012	U		0.0097	U	
SVE RTO Exhaust	EXH-SVE-020712	2/7/2012	0.0045	U		0.0076	U		0.038			0.007	U		0.0055	U	
SVE RTO Exhaust	EXH-SVE-020912	2/9/2012	0.029	U	UJ	0.049	U	UJ	0.013	J	J	0.046	U	UJ	0.036	U	UJ
SVE RTO Exhaust	EXH-SVE-021412	2/14/2012	0.046	U		0.077	U		1.1			0.072	U		0.056	U	
SVE RTO Exhaust	EXH-SVE-021712	2/17/2012	0.085	U	UJ	0.14	U		3.5		J	0.13	U	UJ	0.1	U	UJ
SVE RTO Exhaust	EXH-SVE-022112	2/21/2012	0.44	U		1.8	U		22			0.69	U		0.54	U	
SVE RTO Exhaust	EXH-SVE-022412	2/24/2012	0.0096	U		0.04	U		0.25			0.015	U		0.012	U	
SVE RTO Exhaust	EXH-SVE-022712	2/27/2012	0.0096	U		0.04	U		0.1			0.015	U		0.012	U	
SVE RTO Exhaust	EXH-SVE-030112	3/1/2012	0.86			1	U		13			0.96	U		0.75	U	
SVE RTO Exhaust	EXH-SVE-032312	3/23/2012	0.013	U		0.055	U		0.21			0.02	U		0.016	U	
SVE RTO Exhaust	EXH-SVE-04192012	4/19/2012	0.0048	U		0.02	U		0.1			0.0075	U		0.0059	U	
SVE RTO Exhaust	EXH-SVE-05172012	5/17/2012	0.19	U		0.32	U		3.6			0.29	U		0.23	U	
SVE RTO Exhaust	EXH-SVE-06212012	6/21/2012	0.6	U		2.5	U		3.1			0.94	U		0.74	U	
SVE RTO Exhaust	EXH-SVE-08312012	8/31/2012	0.31	U		1.3	U		3			0.48	U		0.38	U	
SVE RTO Exhaust	EXH-SVE-09282012	9/28/2012	0.58	U		0.97	U		2.2			0.91	U		0.71	U	
SVE RTO Exhaust	EXH-SVE-10252012	10/25/2012	0.78	U		1.3	U		2.9			1.2	U		0.96	U	
SVE RTO Exhaust	EXH-SVE-113012	11/30/2012	0.015	U		0.062	U		0.13			0.023	U		0.018	U	
SVE RTO Exhaust	EXH-SVE-120312	12/3/2012	0.16	U		0.66	U		1.9			0.24	U		0.19	U	
SVE RTO Exhaust	EXH-SVE-120412	12/4/2012	0.0076	U		0.032	U		0.11			0.012	U		0.0093	U	
SVE RTO Exhaust	EXH-SVE-120512	12/5/2012	0.14	U		0.58	U		1.4			0.22	U		0.17	U	
SVE RTO Exhaust	EXH-SVE-121012	12/10/2012	0.063	U		0.11	U		0.08			0.1	U		0.078	U	
SVE RTO Exhaust	EXH-SVE-121212	12/12/2012	0.066	U		0.11	U		1.7			0.1	U		0.081	U	
SVE RTO Exhaust	EXH-SVE-121712	12/17/2012	0.0071	U		0.03	U		0.034			0.011	U		0.0087	U	
SVE RTO Exhaust	EXH-SVE-121912	12/19/2012	0.13	U		0.22	U		2.2			0.21	U		0.16	U	
SVE RTO Exhaust	EXH-SVE-01162013	1/16/2013	0.0069	U		0.029	U		0.072			0.011	U		0.0085	U	
SVE RTO Exhaust	EXH-SVE-02202013	2/20/2013	0.088	U		0.15	U		2.2			0.14	U		0.11	U	
SVE RTO Exhaust	EXH-SVE-03012013	3/1/2013	0.17	U		0.73	U		2.6			0.27	U		0.21	U	

SEE LAST PAGE OF TABLE FOR NOTES

TABLE 11
SVE SYSTEM HEADER AND EXHAUST ANALYTICAL DATA

Location	Sample ID	Sample Date	1,3-Dichlorobenzene			1,4-Dichlorobenzene			Dichlorodifluoromethane			1,1-Dichloroethane			1,2-Dichloroethane		
			Result (mg/m3)	Lab Qualifier	URS Qualifier	Result (mg/m3)	Lab Qualifier	URS Qualifier	Result (mg/m3)	Lab Qualifier	URS Qualifier	Result (mg/m3)	Lab Qualifier	URS Qualifier	Result (mg/m3)	Lab Qualifier	URS Qualifier
SVE Public Works Header	PWHeader-121912	12/19/2012	4.4	U		4.4	U		3.6	U		3	U		3	U	
SVE Public Works Header	PWHeader-SVE-01162013	1/16/2013	8.9	U		8.9	U		7.3	U		6	U		6	U	
SVE Public Works Header	PWHeader-SVE-02202013	2/20/2013	8.5	U		8.5	U		7	U		5.7	U		5.7	U	
SVE Public Works Header	PWHeader-SVE-03012013	3/1/2013	17	U		17	U		14	U		12	U		12	U	
SVE Refinery Header	HEADER-SVE-020912	2/9/2012	97	U		97	U		80	U		65	U		65	U	
SVE Refinery Header	HEADER-SVE-021712	2/17/2012	50	U		50	U		42	U		34	U		34	U	
SVE Refinery Header	HEADER-SVE-030112	3/1/2012	45	U		45	U		37	U		30	U		30	U	
SVE Refinery Header	HEADER-SVE-030812	3/8/2012	23	U		23	U		19	U		15	U		15	U	
SVE Refinery Header	HEADER-SVE-032312	3/23/2012	12	U		12	U		10	U		8.3	U		8.3	U	
SVE Refinery Header	HEADER-SVE-032812	3/28/2012	6	U		6	U		5	U		4.1	U		4.1	U	
SVE Refinery Header	MainHeader-SVE-113012	11/30/2012	9.3	U		9.3	U		7.7	U		6.3	U		6.3	U	
SVE Refinery Header	MainHeader-121912	12/19/2012	8.9	U		8.9	U		7.3	U		6	U		6	U	
SVE Refinery Header	MainHeader-SVE-01162013	1/16/2013	18	U		18	U		15	U		12	U		12	U	
SVE Refinery Header	MainHeader-SVE-02202013	2/20/2013	27	U		27	U		22	U		18	U		18	U	
SVE Refinery Header	MainHeader-SVE-03012013	3/1/2013	35	U		35	U		29	U		23	U		23	U	
SVE RTO Exhaust	EXH-SVE-013112	1/31/2012	0.11	J		0.14	J		0.34	U		0.28	U		0.28	U	
SVE RTO Exhaust	EXH-SVE-020112	2/1/2012	0.0069	J	U	0.0069	J	U	0.0013	J		0.0046	U		0.0046	J	U
SVE RTO Exhaust	EXH-SVE-020212	2/2/2012	0.0097	U		0.0097	J	U	0.008	U		0.0065	U		0.0065	U	
SVE RTO Exhaust	EXH-SVE-020712	2/7/2012	0.0055	U		0.0055	J	U	0.0045	U		0.0037	U		0.0037	U	
SVE RTO Exhaust	EXH-SVE-020912	2/9/2012	0.036	U	UJ	0.036	U	UJ	0.029	U	UJ	0.024	U	UJ	0.024	U	UJ
SVE RTO Exhaust	EXH-SVE-021412	2/14/2012	0.056	U		0.056	U		0.046	U		0.038	U		0.038	U	
SVE RTO Exhaust	EXH-SVE-021712	2/17/2012	0.1	U	UJ	0.1	U	UJ	0.086	U	UJ	0.071	U	UJ	0.071	U	UJ
SVE RTO Exhaust	EXH-SVE-022112	2/21/2012	0.54	U		0.54	U		0.44	U		0.36	U		0.36	U	
SVE RTO Exhaust	EXH-SVE-022412	2/24/2012	0.012	U		0.012	U		0.0097	U		0.0079	U		0.0079	U	
SVE RTO Exhaust	EXH-SVE-022712	2/27/2012	0.012	U		0.012	U		0.0097	U		0.0079	U		0.0079	U	
SVE RTO Exhaust	EXH-SVE-030112	3/1/2012	0.75	U		0.75	U		0.62	U		0.51	U		0.51	U	
SVE RTO Exhaust	EXH-SVE-032312	3/23/2012	0.016	U		0.016	U		0.013	U		0.011	U		0.011	U	
SVE RTO Exhaust	EXH-SVE-04192012	4/19/2012	0.0059	U		0.0059	J	U	0.0048	U		0.004	U		0.004	J	U
SVE RTO Exhaust	EXH-SVE-05172012	5/17/2012	0.23	U		0.23	U		0.19	U		0.15	U		0.15	U	
SVE RTO Exhaust	EXH-SVE-06212012	6/21/2012	0.74	U		0.74	U		0.61	U		0.5	U		0.5	U	
SVE RTO Exhaust	EXH-SVE-08312012	8/31/2012	0.38	U		0.38	U		0.31	U		0.26	U		0.25	U	
SVE RTO Exhaust	EXH-SVE-09282012	9/28/2012	0.71	U		0.71	U		0.58	U		0.48	U		0.48	U	
SVE RTO Exhaust	EXH-SVE-10252012	10/25/2012	0.96	U		0.96	U		0.79	U		0.64	U		0.64	U	
SVE RTO Exhaust	EXH-SVE-113012	11/30/2012	0.018	U		0.018	J	U	0.015	U		0.012	U		0.012	U	
SVE RTO Exhaust	EXH-SVE-120312	12/3/2012	0.19	U		0.19	U		0.16	U		0.13	U		0.13	U	
SVE RTO Exhaust	EXH-SVE-120412	12/4/2012	0.0093	J	U	0.0093	J	U	0.0077	U		0.0063	U		0.0063	U	
SVE RTO Exhaust	EXH-SVE-120512	12/5/2012	0.17	U		0.17	U		0.14	U		0.11	U		0.11	U	
SVE RTO Exhaust	EXH-SVE-121012	12/10/2012	0.078	U		0.078	U		0.064	U		0.052	U		0.052	U	
SVE RTO Exhaust	EXH-SVE-121212	12/12/2012	0.081	U		0.081	U		0.067	U		0.055	U		0.055	U	
SVE RTO Exhaust	EXH-SVE-121712	12/17/2012	0.0087	U		0.0087	J	U	0.0072	U		0.0059	U		0.0059	U	
SVE RTO Exhaust	EXH-SVE-121912	12/19/2012	0.16	U		0.16	U		0.13	U		0.11	U		0.11	U	
SVE RTO Exhaust	EXH-SVE-01162013	1/16/2013	0.0085	J	U	0.0085	J	U	0.007	U		0.0057	U		0.0057	U	
SVE RTO Exhaust	EXH-SVE-02202013	2/20/2013	0.11	U		0.11	U		0.089	U		0.073	U		0.073	U	
SVE RTO Exhaust	EXH-SVE-03012013	3/1/2013	0.21	U		0.21	U		0.18	U		0.14	U		0.14	U	

SEE LAST PAGE OF TABLE FOR NOTES

TABLE 11
SVE SYSTEM HEADER AND EXHAUST ANALYTICAL DATA

Location	Sample ID	Sample Date	1,1-Dichloroethene			cis-1,2-Dichloroethene			trans-1,2-Dichloroethene			Dichloromethane (Methylene chloride)			1,2-Dichloropropane		
			Result (mg/m3)	Lab Qualifier	URS Qualifier	Result (mg/m3)	Lab Qualifier	URS Qualifier	Result (mg/m3)	Lab Qualifier	URS Qualifier	Result (mg/m3)	Lab Qualifier	URS Qualifier	Result (mg/m3)	Lab Qualifier	URS Qualifier
SVE Public Works Header	PWHeader-121912	12/19/2012	2.9	U		2.9	U		2.9	U		0.91	J		3.4	U	
SVE Public Works Header	PWHeader-SVE-01162013	1/16/2013	5.9	U		1.6	J		5.9	U		1.6	J		6.8	U	
SVE Public Works Header	PWHeader-SVE-02202013	2/20/2013	5.6	U		5.6	U		5.6	U		2.2	J		6.5	U	
SVE Public Works Header	PWHeader-SVE-03012013	3/1/2013	11	U		11	U		11	U		3.3	J		13	U	
SVE Refinery Header	HEADER-SVE-020912	2/9/2012	64	U		64	U		64	U		56	U		74	U	
SVE Refinery Header	HEADER-SVE-021712	2/17/2012	33	U		33	U		33	U		8.2	J		39	U	
SVE Refinery Header	HEADER-SVE-030112	3/1/2012	30	U		30	U		30	U		7.8	J		34	U	
SVE Refinery Header	HEADER-SVE-030812	3/8/2012	15	U		15	U		15	U		3.2	J		18	U	
SVE Refinery Header	HEADER-SVE-032312	3/23/2012	8.2	U		8.2	U		8.2	U		7.2	U		9.5	U	
SVE Refinery Header	HEADER-SVE-032812	3/28/2012	4	U		4	U		4	U		3.5	U		4.6	U	
SVE Refinery Header	MainHeader-SVE-113012	11/30/2012	6.2	U		6.2	U		6.2	U		5.4	U		7.2	U	
SVE Refinery Header	MainHeader-121912	12/19/2012	5.9	U		5.9	U		5.9	U		1.3	J		6.9	U	
SVE Refinery Header	MainHeader-SVE-01162013	1/16/2013	12	U		12	U		12	U		4.6	J		14	U	
SVE Refinery Header	MainHeader-SVE-02202013	2/20/2013	18	U		18	U		18	U		8.9	J		21	U	
SVE Refinery Header	MainHeader-SVE-03012013	3/1/2013	23	U		23	U		23	U		5.2	J		27	U	
SVE RTO Exhaust	EXH-SVE-013112	1/31/2012	0.28	U		0.28	U		0.28	U		0.26			0.32	U	
SVE RTO Exhaust	EXH-SVE-020112	2/1/2012	0.0046	U		0.0046	U		0.0046	U		0.004	J	U	0.0053	U	
SVE RTO Exhaust	EXH-SVE-020212	2/2/2012	0.0064	U		0.0064	U		0.0064	U		0.0056	J	U	0.0074	U	
SVE RTO Exhaust	EXH-SVE-020712	2/7/2012	0.0036	U		0.0036	U		0.0036	U		0.0051			0.0042	U	
SVE RTO Exhaust	EXH-SVE-020912	2/9/2012	0.024	U	UJ	0.024	U	UJ	0.024	U	UJ	0.0097	J	J	0.027	U	UJ
SVE RTO Exhaust	EXH-SVE-021412	2/14/2012	0.037	U		0.037	U		0.037	U		0.011	J		0.043	U	
SVE RTO Exhaust	EXH-SVE-021712	2/17/2012	0.069	U	UJ	0.069	U	UJ	0.069	U	UJ	0.061	U	UJ	0.081	U	UJ
SVE RTO Exhaust	EXH-SVE-022112	2/21/2012	0.35	U		0.35	U		0.35	U		3.1	U		0.41	U	
SVE RTO Exhaust	EXH-SVE-022412	2/24/2012	0.0078	U		0.0078	U		0.0078	U		0.068	J	U	0.009	U	
SVE RTO Exhaust	EXH-SVE-022712	2/27/2012	0.0078	U		0.0078	U		0.0078	U		0.068	J	U	0.009	U	
SVE RTO Exhaust	EXH-SVE-030112	3/1/2012	0.5	U		0.5	U		0.5	U		0.42			0.58	U	
SVE RTO Exhaust	EXH-SVE-032312	3/23/2012	0.011	U		0.011	U		0.011	U		0.0038	J		0.012	U	
SVE RTO Exhaust	EXH-SVE-04192012	4/19/2012	0.0039	U		0.0039	U		0.0039	U		0.0021	J		0.0045	U	
SVE RTO Exhaust	EXH-SVE-05172012	5/17/2012	0.15	U		0.15	U		0.15	U		0.13	U		0.18	U	
SVE RTO Exhaust	EXH-SVE-06212012	6/21/2012	0.49	U		0.49	U		0.49	U		0.34	J		0.57	U	
SVE RTO Exhaust	EXH-SVE-08312012	8/31/2012	0.25	U		0.25	U		0.25	U		0.23	J		0.29	U	
SVE RTO Exhaust	EXH-SVE-09282012	9/28/2012	0.47	U		0.47	U		0.47	U		0.41	U		0.54	U	
SVE RTO Exhaust	EXH-SVE-10252012	10/25/2012	0.63	U		0.63	U		0.63	U		0.55	U		0.74	U	
SVE RTO Exhaust	EXH-SVE-113012	11/30/2012	0.012	U		0.012	U		0.012	U		0.1	U		0.014	U	
SVE RTO Exhaust	EXH-SVE-120312	12/3/2012	0.13	U		0.13	U		0.13	U		1.1	U		0.15	U	
SVE RTO Exhaust	EXH-SVE-120412	12/4/2012	0.0062	U		0.0062	U		0.0062	U		0.054	J	U	0.0072	U	
SVE RTO Exhaust	EXH-SVE-120512	12/5/2012	0.11	U		0.11	U		0.11	U		0.98	U		0.13	U	
SVE RTO Exhaust	EXH-SVE-121012	12/10/2012	0.051	U		0.051	U		0.051	U		0.045	U		0.06	U	
SVE RTO Exhaust	EXH-SVE-121212	12/12/2012	0.054	U		0.054	U		0.054	U		0.047	U		0.062	U	
SVE RTO Exhaust	EXH-SVE-121712	12/17/2012	0.0058	U		0.0058	U		0.0058	U		0.05	J	U	0.0067	U	
SVE RTO Exhaust	EXH-SVE-121912	12/19/2012	0.11	U		0.11	U		0.11	U		0.018	J		0.12	U	
SVE RTO Exhaust	EXH-SVE-01162013	1/16/2013	0.0056	U		0.0056	U		0.0056	U		0.049	J	U	0.0065	U	
SVE RTO Exhaust	EXH-SVE-02202013	2/20/2013	0.072	U		0.072	U		0.072	U		0.03	J		0.083	U	
SVE RTO Exhaust	EXH-SVE-03012013	3/1/2013	0.14	U		0.14	U		0.14	U		0.027	J		0.16	U	

SEE LAST PAGE OF TABLE FOR NOTES

TABLE 11
SVE SYSTEM HEADER AND EXHAUST ANALYTICAL DATA

Location	Sample ID	Sample Date	cis-1,3-Dichloropropene			trans-1,3-Dichloropropene			1,4-Dioxane			Ethanol			Ethylbenzene		
			Result (mg/m3)	Lab Qualifier	URS Qualifier	Result (mg/m3)	Lab Qualifier	URS Qualifier	Result (mg/m3)	Lab Qualifier	URS Qualifier	Result (mg/m3)	Lab Qualifier	URS Qualifier	Result (mg/m3)	Lab Qualifier	URS Qualifier
SVE Public Works Header	PWHeader-121912	12/19/2012	3.4	U		3.4	U		11	U		5.6	U		0.79	J	
SVE Public Works Header	PWHeader-SVE-01162013	1/16/2013	6.7	U		6.7	U		21	U		11	U		6.4	U	
SVE Public Works Header	PWHeader-SVE-02202013	2/20/2013	6.4	U		6.4	U		20	U		11	U		2.1	J	
SVE Public Works Header	PWHeader-SVE-03012013	3/1/2013	13	U		13	U		41	U		22	U		3	J	
SVE Refinery Header	HEADER-SVE-020912	2/9/2012	73	U		73	U		230	U		120	U		70	U	
SVE Refinery Header	HEADER-SVE-021712	2/17/2012	38	U		38	U		120	U		63	U		6.4	J	
SVE Refinery Header	HEADER-SVE-030112	3/1/2012	34	U		34	U		110	U		56	U		16	J	
SVE Refinery Header	HEADER-SVE-030812	3/8/2012	17	U		17	U		55	U		29	U		5.4	J	
SVE Refinery Header	HEADER-SVE-032312	3/23/2012	9.3	U		9.3	U		30	U		16	U		14		
SVE Refinery Header	HEADER-SVE-032812	3/28/2012	4.6	U		4.6	U		14	U		7.6	U		18		
SVE Refinery Header	MainHeader-SVE-113012	11/30/2012	7	U		7	U		22	U		12	U		11		
SVE Refinery Header	MainHeader-121912	12/19/2012	6.7	U		6.7	U		21	U		11	U		17		
SVE Refinery Header	MainHeader-SVE-01162013	1/16/2013	13	U		13	U		43	U		4.2	J	J	14		
SVE Refinery Header	MainHeader-SVE-02202013	2/20/2013	20	U		20	U		65	U		34	U		22		
SVE Refinery Header	MainHeader-SVE-03012013	3/1/2013	26	U		26	U		84	U		44	U		35		
SVE RTO Exhaust	EXH-SVE-013112	1/31/2012	0.32	U		0.32	U		1	U		0.28	J		0.15	J	
SVE RTO Exhaust	EXH-SVE-020112	2/1/2012	0.0052	U		0.0052	J	U	0.016	U		0.016			0.0025	J	
SVE RTO Exhaust	EXH-SVE-020212	2/2/2012	0.0073	U		0.0073	U		0.023	U		0.019			0.011		
SVE RTO Exhaust	EXH-SVE-020712	2/7/2012	0.0042	U		0.0042	U		0.013	U		0.023			0.004	J	
SVE RTO Exhaust	EXH-SVE-020912	2/9/2012	0.027	U	UJ	0.027	U	UJ	0.086	U	UJ	0.084		J	0.026	U	UJ
SVE RTO Exhaust	EXH-SVE-021412	2/14/2012	0.042	U		0.042	U		0.13	U		0.04	J		0.044		
SVE RTO Exhaust	EXH-SVE-021712	2/17/2012	0.079	U	UJ	0.079	U	UJ	0.25	U	UJ	0.56		J	0.21		J
SVE RTO Exhaust	EXH-SVE-022112	2/21/2012	0.41	U		0.41	U		1.3	U		0.67	U		3.3		
SVE RTO Exhaust	EXH-SVE-022412	2/24/2012	0.0089	U		0.0089	U		0.028	U		0.045			0.015		
SVE RTO Exhaust	EXH-SVE-022712	2/27/2012	0.0089	U		0.0089	U		0.028	U		0.1			0.0076	J	
SVE RTO Exhaust	EXH-SVE-030112	3/1/2012	0.57	U		0.57	U		1.8	U		0.94	U		1.1		
SVE RTO Exhaust	EXH-SVE-032312	3/23/2012	0.012	U		0.012	U		0.039	U		0.05			0.016		
SVE RTO Exhaust	EXH-SVE-04192012	4/19/2012	0.0044	U		0.0044	U		0.014	U		0.017		J	0.16		
SVE RTO Exhaust	EXH-SVE-05172012	5/17/2012	0.17	U		0.17	U		0.55	U		0.29	U		0.17		
SVE RTO Exhaust	EXH-SVE-06212012	6/21/2012	0.56	U		0.56	U		1.8	U		0.93	U	UJ	0.27	J	
SVE RTO Exhaust	EXH-SVE-08312012	8/31/2012	0.28	U		0.28	U		0.91	U		0.18	J	J	0.42		
SVE RTO Exhaust	EXH-SVE-09282012	9/28/2012	0.54	U		0.54	U		1.7	U		0.89	U		0.51	U	
SVE RTO Exhaust	EXH-SVE-10252012	10/25/2012	0.72	U		0.72	U		2.3	U		1.2	U		0.18	J	
SVE RTO Exhaust	EXH-SVE-113012	11/30/2012	0.014	U		0.014	J	U	0.044	U		0.015	J		0.014		
SVE RTO Exhaust	EXH-SVE-120312	12/3/2012	0.14	U		0.14	U		0.46	U		0.24	U		0.049	J	
SVE RTO Exhaust	EXH-SVE-120412	12/4/2012	0.007	U		0.007	U		0.022	U		0.013			0.12		
SVE RTO Exhaust	EXH-SVE-120512	12/5/2012	0.13	U		0.13	U		0.41	U		0.21	U		0.15		
SVE RTO Exhaust	EXH-SVE-121012	12/10/2012	0.059	U		0.059	U		0.19	U		0.098	U		0.052	J	
SVE RTO Exhaust	EXH-SVE-121212	12/12/2012	0.061	U		0.061	U		0.19	U		0.1	J	U	0.12		
SVE RTO Exhaust	EXH-SVE-121712	12/17/2012	0.0066	U		0.0066	U		0.021	U		0.027			0.019		
SVE RTO Exhaust	EXH-SVE-121912	12/19/2012	0.12	U		0.12	U		0.39	U		0.2	U		0.21		
SVE RTO Exhaust	EXH-SVE-01162013	1/16/2013	0.0064	U		0.0064	U		0.02	U		0.0057	J	J	0.0097		
SVE RTO Exhaust	EXH-SVE-02202013	2/20/2013	0.082	U		0.082	U		0.26	U		0.14	U		0.1		
SVE RTO Exhaust	EXH-SVE-03012013	3/1/2013	0.16	U		0.16	U		0.51	U		0.27	U		0.25		

SEE LAST PAGE OF TABLE FOR NOTES

TABLE 11
SVE SYSTEM HEADER AND EXHAUST ANALYTICAL DATA

Location	Sample ID	Sample Date	4-Ethyltoluene			Freon 113			Freon 114			Heptane			Hexachlorobutadiene		
			Result (mg/m3)	Lab Qualifier	URS Qualifier	Result (mg/m3)	Lab Qualifier	URS Qualifier	Result (mg/m3)	Lab Qualifier	URS Qualifier	Result (mg/m3)	Lab Qualifier	URS Qualifier	Result (mg/m3)	Lab Qualifier	URS Qualifier
SVE Public Works Header	PWHeader-121912	12/19/2012	3.6	U		5.7	U		5.2	U		19			32	U	
SVE Public Works Header	PWHeader-SVE-01162013	1/16/2013	7.3	U		11	U		10	U		30			63	U	
SVE Public Works Header	PWHeader-SVE-02202013	2/20/2013	6.9	U		11	U		9.8	U		40			60	U	
SVE Public Works Header	PWHeader-SVE-03012013	3/1/2013	14	U		22	U		20	U		40			120	U	
SVE Refinery Header	HEADER-SVE-020912	2/9/2012	79	U		120	U		110	U		350			690	U	
SVE Refinery Header	HEADER-SVE-021712	2/17/2012	41	U		64	U		59	U		370			360	U	
SVE Refinery Header	HEADER-SVE-030112	3/1/2012	7.7	J		57	U		52	U		500			320	U	
SVE Refinery Header	HEADER-SVE-030812	3/8/2012	19	U		29	U		27	U		240			160	U	
SVE Refinery Header	HEADER-SVE-032312	3/23/2012	2.6	J		16	U		14	U		200			88	U	
SVE Refinery Header	HEADER-SVE-032812	3/28/2012	2.7	J		7.7	U		7	U		190			43	U	
SVE Refinery Header	MainHeader-SVE-113012	11/30/2012	7.6	U		12	U		11	U		250			66	U	
SVE Refinery Header	MainHeader-121912	12/19/2012	7.3	U		11	U		10	U		330			63	U	
SVE Refinery Header	MainHeader-SVE-01162013	1/16/2013	14	U		23	U		21	U		420			130	U	
SVE Refinery Header	MainHeader-SVE-02202013	2/20/2013	9.3	J		35	U		32	U		490			190	U	
SVE Refinery Header	MainHeader-SVE-03012013	3/1/2013	28	U		44	U		40	U		400			250	U	
SVE RTO Exhaust	EXH-SVE-013112	1/31/2012	0.34	U		0.53	U		0.48	U		3			3	U	
SVE RTO Exhaust	EXH-SVE-020112	2/1/2012	0.0056	J	U	0.0088	U		0.008	U		0.0094			0.049	U	
SVE RTO Exhaust	EXH-SVE-020212	2/2/2012	0.0036	J		0.012	U		0.011	U		0.067			0.069	U	
SVE RTO Exhaust	EXH-SVE-020712	2/7/2012	0.0045	J	U	0.007	U		0.0064	U		0.029			0.039	U	
SVE RTO Exhaust	EXH-SVE-020912	2/9/2012	0.029	U	UJ	0.046	U	UJ	0.042	U	UJ	0.008	J	J	0.25	U	UJ
SVE RTO Exhaust	EXH-SVE-021412	2/14/2012	0.0064	J		0.072	U		0.065	U		0.91			0.4	U	
SVE RTO Exhaust	EXH-SVE-021712	2/17/2012	0.034	J	J	0.13	U	UJ	0.12	U	UJ	1.5		J	0.75	U	UJ
SVE RTO Exhaust	EXH-SVE-022112	2/21/2012	0.27	J		0.68	U		0.62	U		27			3.8	U	
SVE RTO Exhaust	EXH-SVE-022412	2/24/2012	0.0081	J		0.015	U		0.014	U		0.18			0.084	U	
SVE RTO Exhaust	EXH-SVE-022712	2/27/2012	0.0025	J		0.015	U		0.014	U		0.12			0.084	U	
SVE RTO Exhaust	EXH-SVE-030112	3/1/2012	0.1	J		0.96	U		0.88	U		11			5.4	U	
SVE RTO Exhaust	EXH-SVE-032312	3/23/2012	0.0055	J		0.02	U		0.019	U		0.32			0.11	U	
SVE RTO Exhaust	EXH-SVE-04192012	4/19/2012	0.094		J	0.0075	U		0.0068	U		0.15			0.042	U	
SVE RTO Exhaust	EXH-SVE-05172012	5/17/2012	0.19	U		0.29	U		0.27	U		3.9			1.6	U	
SVE RTO Exhaust	EXH-SVE-06212012	6/21/2012	0.6	U		0.94	U		0.86	U		4			5.2	U	
SVE RTO Exhaust	EXH-SVE-08312012	8/31/2012	0.087	J		0.48	U		0.44	U		3.4			2.7	U	
SVE RTO Exhaust	EXH-SVE-09282012	9/28/2012	0.58	U		0.9	U		0.82	U		2.2			5	U	
SVE RTO Exhaust	EXH-SVE-10252012	10/25/2012	0.78	U		1.2	U		1.1	U		2.9			6.8	U	
SVE RTO Exhaust	EXH-SVE-113012	11/30/2012	0.0061	J		0.023	U		0.021	U		0.14			0.13	U	
SVE RTO Exhaust	EXH-SVE-120312	12/3/2012	0.16	U		0.24	U		0.22	U		2.3			1.4	U	
SVE RTO Exhaust	EXH-SVE-120412	12/4/2012	0.022			0.012	U		0.011	U		0.22			0.066	U	
SVE RTO Exhaust	EXH-SVE-120512	12/5/2012	0.14	U		0.22	U		0.2	U		2			1.2	U	
SVE RTO Exhaust	EXH-SVE-121012	12/10/2012	0.064	U		0.099	U		0.09	U		0.14			0.55	U	
SVE RTO Exhaust	EXH-SVE-121212	12/12/2012	0.066	U		0.1	U		0.094	U		2.1			0.58	U	
SVE RTO Exhaust	EXH-SVE-121712	12/17/2012	0.01			0.011	U		0.01	U		0.044			0.062	U	
SVE RTO Exhaust	EXH-SVE-121912	12/19/2012	0.045	J		0.21	U		0.19	U		2.4			1.2	U	
SVE RTO Exhaust	EXH-SVE-01162013	1/16/2013	0.002	J		0.011	U		0.0098	U		0.072			0.06	U	
SVE RTO Exhaust	EXH-SVE-02202013	2/20/2013	0.089	U		0.14	U		0.13	U		2.8			0.77	U	
SVE RTO Exhaust	EXH-SVE-03012013	3/1/2013	0.17	U		0.27	U		0.25	U		2.8			1.5	U	

SEE LAST PAGE OF TABLE FOR NOTES

TABLE 11
SVE SYSTEM HEADER AND EXHAUST ANALYTICAL DATA

Location	Sample ID	Sample Date	Hexane			2-Hexanone (Methyl N-Butyl Ketone)			Isopentane			Isopropylbenzene (Cumene)			4-Methyl-2-pentanone (Methyl Isobutyl Ketone)		
			Result (mg/m3)	Lab Qualifier	URS Qualifier	Result (mg/m3)	Lab Qualifier	URS Qualifier	Result (mg/m3)	Lab Qualifier	URS Qualifier	Result (mg/m3)	Lab Qualifier	URS Qualifier	Result (mg/m3)	Lab Qualifier	URS Qualifier
SVE Public Works Header	PWHeader-121912	12/19/2012	140			12	U		1400			3.6	U		3	U	
SVE Public Works Header	PWHeader-SVE-01162013	1/16/2013	230			24	U		2300			7.3	U		6.1	U	
SVE Public Works Header	PWHeader-SVE-02202013	2/20/2013	260			23	U		2200			6.9	U		23	U	
SVE Public Works Header	PWHeader-SVE-03012013	3/1/2013	260			47	U		2500			14	U		12	U	
SVE Refinery Header	HEADER-SVE-020912	2/9/2012	2200			260	U		15000			79	U		66	U	
SVE Refinery Header	HEADER-SVE-021712	2/17/2012	3600			140	U		19000			41	U		34	U	
SVE Refinery Header	HEADER-SVE-030112	3/1/2012	2000			120	U		10000			37	U		30	U	
SVE Refinery Header	HEADER-SVE-030812	3/8/2012	1100			62	U		6100			19	U		16	U	
SVE Refinery Header	HEADER-SVE-032312	3/23/2012	880			34	U		3500			10	U		8.4	U	
SVE Refinery Header	HEADER-SVE-032812	3/28/2012	760			16	U		2900			1.1	J		4.1	U	
SVE Refinery Header	MainHeader-SVE-113012	11/30/2012	810			25	U		2100			7.6	U		6.4	U	
SVE Refinery Header	MainHeader-121912	12/19/2012	1300			24	U		4100			7.3	U		6.1	U	
SVE Refinery Header	MainHeader-SVE-01162013	1/16/2013	2200			48	U		6800			14	U		12	U	
SVE Refinery Header	MainHeader-SVE-02202013	2/20/2013	2000			74	U		5200			22	U		74	U	
SVE Refinery Header	MainHeader-SVE-03012013	3/1/2013	2300			95	U		5800			28	U		24	U	
SVE RTO Exhaust	EXH-SVE-013112	1/31/2012	11			1.1	U		61			0.34	U		0.28	U	
SVE RTO Exhaust	EXH-SVE-020112	2/1/2012	0.033			0.019	U		0.21			0.0011	J		0.0051		
SVE RTO Exhaust	EXH-SVE-020212	2/2/2012	0.19			0.026	U		0.81			0.0026	J		0.015		
SVE RTO Exhaust	EXH-SVE-020712	2/7/2012	0.06			0.015	U		0.35			0.0016	J		0.013		
SVE RTO Exhaust	EXH-SVE-020912	2/9/2012	0.043		J	0.097	U	UJ	0.4		J	0.029	U	UJ	0.024	U	UJ
SVE RTO Exhaust	EXH-SVE-021412	2/14/2012	6			0.15	U		27			0.046	U		0.038	U	
SVE RTO Exhaust	EXH-SVE-021712	2/17/2012	5.8		J	0.29	U	UJ	15		J	0.021	J	J	0.072	U	UJ
SVE RTO Exhaust	EXH-SVE-022112	2/21/2012	66			1.5	U		85			0.22	J		0.37	U	
SVE RTO Exhaust	EXH-SVE-022412	2/24/2012	0.43			0.032	U		1.3			0.0024	J		0.022		
SVE RTO Exhaust	EXH-SVE-022712	2/27/2012	0.31			0.012	J		0.74			0.011			0.054		
SVE RTO Exhaust	EXH-SVE-030112	3/1/2012	36			2	U		240			0.081	J		0.51	U	
SVE RTO Exhaust	EXH-SVE-032312	3/23/2012	0.65			0.046			2.4			0.0036	J		0.032		
SVE RTO Exhaust	EXH-SVE-04192012	4/19/2012	0.23			0.016	U		0.54			0.033			0.041		
SVE RTO Exhaust	EXH-SVE-05172012	5/17/2012	15			0.62	U		74			0.19	U		0.16	U	
SVE RTO Exhaust	EXH-SVE-06212012	6/21/2012	14			2	U		65			0.6	U		0.5	U	
SVE RTO Exhaust	EXH-SVE-08312012	8/31/2012	14			1	U		56			0.31	U		0.26	U	
SVE RTO Exhaust	EXH-SVE-09282012	9/28/2012	10			1.9	U		43			0.58	U		0.48	U	
SVE RTO Exhaust	EXH-SVE-10252012	10/25/2012	13			2.6	U		55			0.78	U		0.65	U	
SVE RTO Exhaust	EXH-SVE-113012	11/30/2012	0.84			0.012	J		3			0.015	U		0.012	U	
SVE RTO Exhaust	EXH-SVE-120312	12/3/2012	12			0.52	U		35			0.16	U		0.13	U	
SVE RTO Exhaust	EXH-SVE-120412	12/4/2012	0.46			0.013	J		0.74			0.0094			0.0018	J	
SVE RTO Exhaust	EXH-SVE-120512	12/5/2012	7.6			0.46	U		21			0.14	U		0.12	U	
SVE RTO Exhaust	EXH-SVE-121012	12/10/2012	0.29			0.21	U		0.52			0.064	U		0.053	U	
SVE RTO Exhaust	EXH-SVE-121212	12/12/2012	7.9			0.22	U		27			0.014	J		0.055	U	
SVE RTO Exhaust	EXH-SVE-121712	12/17/2012	0.14			0.024	U		0.41			0.0081			0.0061		
SVE RTO Exhaust	EXH-SVE-121912	12/19/2012	10			0.44	U	UJ	34			0.13	U		0.11	U	
SVE RTO Exhaust	EXH-SVE-01162013	1/16/2013	0.31			0.023	U		1			0.0021	J		0.0058	U	
SVE RTO Exhaust	EXH-SVE-02202013	2/20/2013	11			0.3	U		31			0.089	U		0.3	U	
SVE RTO Exhaust	EXH-SVE-03012013	3/1/2013	12			0.58	U		36			0.17	U		0.14	U	

SEE LAST PAGE OF TABLE FOR NOTES

TABLE 11
SVE SYSTEM HEADER AND EXHAUST ANALYTICAL DATA

Location	Sample ID	Sample Date	Methyl tert-Butyl Ether (MTBE)			2-Propanol			n-Propylbenzene			Styrene			1,1,2,2-Tetrachloroethane		
			Result (mg/m3)	Lab Qualifier	URS Qualifier	Result (mg/m3)	Lab Qualifier	URS Qualifier	Result (mg/m3)	Lab Qualifier	URS Qualifier	Result (mg/m3)	Lab Qualifier	URS Qualifier	Result (mg/m3)	Lab Qualifier	URS Qualifier
SVE Public Works Header	PWHeader-121912	12/19/2012	2.7	U		7.3	U		3.6	U		3.2	U		5.1	U	
SVE Public Works Header	PWHeader-SVE-01162013	1/16/2013	5.3	U		14	U		7.3	U		6.3	U		10	U	
SVE Public Works Header	PWHeader-SVE-02202013	2/20/2013	5.1	U		14	U		6.9	U		6	U		9.7	U	
SVE Public Works Header	PWHeader-SVE-03012013	3/1/2013	10	U		28	U		14	U		12	U		20	U	
SVE Refinery Header	HEADER-SVE-020912	2/9/2012	58	U		160	U		79	U		68	U		110	U	
SVE Refinery Header	HEADER-SVE-021712	2/17/2012	30	U		82	U		41	U		36	U		58	U	
SVE Refinery Header	HEADER-SVE-030112	3/1/2012	27	U		73	U		37	U		32	U		51	U	
SVE Refinery Header	HEADER-SVE-030812	3/8/2012	14	U		38	U		19	U		16	U		26	U	
SVE Refinery Header	HEADER-SVE-032312	3/23/2012	7.4	U		1.3	J		10	U		8.8	U		14	U	
SVE Refinery Header	HEADER-SVE-032812	3/28/2012	3.6	U		9.9	U		1.5	J		4.3	U		6.9	U	
SVE Refinery Header	MainHeader-SVE-113012	11/30/2012	5.6	U		15	U		7.6	U		6.6	U		11	U	
SVE Refinery Header	MainHeader-121912	12/19/2012	0.67	J		14	U		7.3	U		6.3	U		10	U	
SVE Refinery Header	MainHeader-SVE-01162013	1/16/2013	1.3	J		1.8	J		14	U		13	U		20	U	
SVE Refinery Header	MainHeader-SVE-02202013	2/20/2013	16	U		3.8	J		22	U		19	U		31	U	
SVE Refinery Header	MainHeader-SVE-03012013	3/1/2013	21	U		57	U		28	U		25	U		40	U	
SVE RTO Exhaust	EXH-SVE-013112	1/31/2012	0.25	U		0.24	J		0.048	J		0.3	U		0.48	U	
SVE RTO Exhaust	EXH-SVE-020112	2/1/2012	0.0041	U		0.0031	J		0.0056	J	U	0.0049	U		0.0079	U	
SVE RTO Exhaust	EXH-SVE-020212	2/2/2012	0.0058	U		0.002	J		0.0032	J		0.0068	U		0.011	U	
SVE RTO Exhaust	EXH-SVE-020712	2/7/2012	0.0033	U		0.0046	J		0.0014	J		0.0039	U		0.0063	U	
SVE RTO Exhaust	EXH-SVE-020912	2/9/2012	0.021	U	UJ	0.013	J	J	0.029	U	UJ	0.025	U	UJ	0.041	U	UJ
SVE RTO Exhaust	EXH-SVE-021412	2/14/2012	0.034	U		0.0076	J		0.046	U		0.04	U		0.064	U	
SVE RTO Exhaust	EXH-SVE-021712	2/17/2012	0.063	U	UJ	0.099	J	J	0.019	J	J	0.074	U	UJ	0.12	U	UJ
SVE RTO Exhaust	EXH-SVE-022112	2/21/2012	0.32	U		0.23	J		0.37	J		0.12	J		0.61	U	
SVE RTO Exhaust	EXH-SVE-022412	2/24/2012	0.0071	U		0.01	J		0.0016	J		0.0083	U		0.013	U	
SVE RTO Exhaust	EXH-SVE-022712	2/27/2012	0.0071	U		0.022			0.0096	U		0.0083	U		0.013	U	
SVE RTO Exhaust	EXH-SVE-030112	3/1/2012	0.45	U		1.2	U		0.62	U		0.53	U		0.86	U	
SVE RTO Exhaust	EXH-SVE-032312	3/23/2012	0.0097	U		0.0098	J		0.0026	J		0.011	U		0.018	U	
SVE RTO Exhaust	EXH-SVE-04192012	4/19/2012	0.0035	U		0.0044	J		0.034			0.0042	U		0.0067	U	
SVE RTO Exhaust	EXH-SVE-05172012	5/17/2012	0.14	U		0.38	U		0.19	U		0.16	U		0.26	U	
SVE RTO Exhaust	EXH-SVE-06212012	6/21/2012	0.44	U		0.26	J		0.6	U		0.12	J		0.84	U	
SVE RTO Exhaust	EXH-SVE-08312012	8/31/2012	0.23	U		0.18	J		0.046	J		0.094	J		0.43	U	
SVE RTO Exhaust	EXH-SVE-09282012	9/28/2012	0.42	U		1.2	U		0.58	U		0.5	U		0.81	U	
SVE RTO Exhaust	EXH-SVE-10252012	10/25/2012	0.58	U		1.6	U		0.78	U		0.68	U		1.1	U	
SVE RTO Exhaust	EXH-SVE-113012	11/30/2012	0.011	U		0.03	U		0.015	J	U	0.013	U		0.021	U	
SVE RTO Exhaust	EXH-SVE-120312	12/3/2012	0.12	U		0.31	U		0.16	U		0.14	U		0.22	U	
SVE RTO Exhaust	EXH-SVE-120412	12/4/2012	0.0056	U		0.015	U		0.0066	J		0.0066	U		0.011	U	
SVE RTO Exhaust	EXH-SVE-120512	12/5/2012	0.1	U		0.28	U		0.14	U		0.12	U		0.19	U	
SVE RTO Exhaust	EXH-SVE-121012	12/10/2012	0.047	U		0.13	U		0.064	U		0.055	U		0.089	U	
SVE RTO Exhaust	EXH-SVE-121212	12/12/2012	0.049	U		0.0084	J		0.066	U		0.058	U		0.093	U	
SVE RTO Exhaust	EXH-SVE-121712	12/17/2012	0.0052	U		0.0076	J		0.0037	J		0.0062	U		0.01	U	
SVE RTO Exhaust	EXH-SVE-121912	12/19/2012	0.097	U		0.15	J		0.13	U		0.12	U		0.18	U	
SVE RTO Exhaust	EXH-SVE-01162013	1/16/2013	0.0051	U		0.0017	J		0.0015	J		0.006	U		0.0097	U	
SVE RTO Exhaust	EXH-SVE-02202013	2/20/2013	0.065	U		0.18	U		0.089	U		0.077	U		0.12	U	
SVE RTO Exhaust	EXH-SVE-03012013	3/1/2013	0.13	U		0.35	U		0.019	J		0.15	U		0.24	U	

SEE LAST PAGE OF TABLE FOR NOTES

TABLE 11
SVE SYSTEM HEADER AND EXHAUST ANALYTICAL DATA

Location	Sample ID	Sample Date	Tetrachloroethene			Tetrahydrofuran			Toluene			1,2,4-Trichlorobenzene			1,1,1-Trichloroethane (Methyl chloroform)		
			Result (mg/m3)	Lab Qualifier	URS Qualifier	Result (mg/m3)	Lab Qualifier	URS Qualifier	Result (mg/m3)	Lab Qualifier	URS Qualifier	Result (mg/m3)	Lab Qualifier	URS Qualifier	Result (mg/m3)	Lab Qualifier	URS Qualifier
SVE Public Works Header	PWHeader-121912	12/19/2012	0.81	J		2.2	U		1.1	J		22	U		4	U	
SVE Public Works Header	PWHeader-SVE-01162013	1/16/2013	24			4.4	U		1.2	J		44	U		8.1	U	
SVE Public Works Header	PWHeader-SVE-02202013	2/20/2013	9.6	U		4.2	U		7.4			42	U		7.7	U	
SVE Public Works Header	PWHeader-SVE-03012013	3/1/2013	19	U		8.4	U		3.3	J		5.6	J		16	U	
SVE Refinery Header	HEADER-SVE-020912	2/9/2012	110	U		47	U		140			480	U		88	U	
SVE Refinery Header	HEADER-SVE-021712	2/17/2012	57	U		25	U		40			250	U		46	U	
SVE Refinery Header	HEADER-SVE-030112	3/1/2012	50	U		22	U		46			220	U		41	U	
SVE Refinery Header	HEADER-SVE-030812	3/8/2012	14	J		11	U		14	J		110	U		21	U	
SVE Refinery Header	HEADER-SVE-032312	3/23/2012	14	U		6.1	U		46			61	U		11	U	
SVE Refinery Header	HEADER-SVE-032812	3/28/2012	0.96	J		3	U		60			30	U		5.5	U	
SVE Refinery Header	MainHeader-SVE-113012	11/30/2012	10	U		4.6	U		52			46	U		8.5	U	
SVE Refinery Header	MainHeader-121912	12/19/2012	1.1	J		4.4	U		76			44	U		8.1	U	
SVE Refinery Header	MainHeader-SVE-01162013	1/16/2013	20	U		8.7	U		100			88	U		16	U	
SVE Refinery Header	MainHeader-SVE-02202013	2/20/2013	31	U		13	U		120			130	U		25	U	
SVE Refinery Header	MainHeader-SVE-03012013	3/1/2013	39	U		17	U		97			170	U		32	U	
SVE RTO Exhaust	EXH-SVE-013112	1/31/2012	0.47	U		0.2	U		0.57			0.4	J		0.38	U	
SVE RTO Exhaust	EXH-SVE-020112	2/1/2012	0.0078	U		0.0034	U		0.0047			0.034	J	U	0.0063	U	
SVE RTO Exhaust	EXH-SVE-020212	2/2/2012	0.011	U		0.0047	U		0.014			0.048	U		0.0088	U	
SVE RTO Exhaust	EXH-SVE-020712	2/7/2012	0.0062	U		0.0027	U		0.006			0.027	U		0.005	U	
SVE RTO Exhaust	EXH-SVE-020912	2/9/2012	0.04	U	UJ	0.018	U	UJ	0.0073	J	J	0.18	U	UJ	0.032	U	UJ
SVE RTO Exhaust	EXH-SVE-021412	2/14/2012	0.063	U		0.028	U		0.13			0.28	U		0.051	U	
SVE RTO Exhaust	EXH-SVE-021712	2/17/2012	0.12	U	UJ	0.052	U	UJ	0.22		J	0.52	U	UJ	0.095	U	UJ
SVE RTO Exhaust	EXH-SVE-022112	2/21/2012	0.61	U		0.26	U		7			2.6	U		0.49	U	
SVE RTO Exhaust	EXH-SVE-022412	2/24/2012	0.013	U		0.0058	U		0.057			0.058	U		0.011	U	
SVE RTO Exhaust	EXH-SVE-022712	2/27/2012	0.013	U		0.0058	U		0.022			0.058	U		0.011	U	
SVE RTO Exhaust	EXH-SVE-030112	3/1/2012	0.85	U		0.37	U		1.9			3.7	U		0.68	U	
SVE RTO Exhaust	EXH-SVE-032312	3/23/2012	0.018	U		0.0079	U		0.036			0.08	U		0.015	U	
SVE RTO Exhaust	EXH-SVE-04192012	4/19/2012	0.0066	U		0.0029	U		0.19			0.029	J	U	0.0053	U	
SVE RTO Exhaust	EXH-SVE-05172012	5/17/2012	0.26	U		0.11	U		0.84			1.1	U		0.21	U	
SVE RTO Exhaust	EXH-SVE-06212012	6/21/2012	0.83	U		0.36	U		0.92			3.6	U		0.67	U	
SVE RTO Exhaust	EXH-SVE-08312012	8/31/2012	0.43	U		0.18	U		2.7			1.9	U		0.34	U	
SVE RTO Exhaust	EXH-SVE-09282012	9/28/2012	0.8	U		0.35	U		0.4	J		3.5	U		0.64	U	
SVE RTO Exhaust	EXH-SVE-10252012	10/25/2012	1.1	U		0.47	U		0.79			4.7	U		0.87	U	
SVE RTO Exhaust	EXH-SVE-113012	11/30/2012	0.02	U		0.0089	U		0.025			0.09	U		0.016	U	
SVE RTO Exhaust	EXH-SVE-120312	12/3/2012	0.22	U		0.094	U		0.3			0.95	U		0.17	U	
SVE RTO Exhaust	EXH-SVE-120412	12/4/2012	0.01	U		0.0046	U		0.18			0.046	U		0.0085	U	
SVE RTO Exhaust	EXH-SVE-120512	12/5/2012	0.19	U		0.083	U		0.51			0.84	U		0.15	U	
SVE RTO Exhaust	EXH-SVE-121012	12/10/2012	0.088	U		0.038	U		0.15			0.38	U		0.071	U	
SVE RTO Exhaust	EXH-SVE-121212	12/12/2012	0.092	U		0.04	U		0.41			0.4	U		0.074	U	
SVE RTO Exhaust	EXH-SVE-121712	12/17/2012	0.0099	U		0.0043	U		0.026			0.043	U		0.0079	U	
SVE RTO Exhaust	EXH-SVE-121912	12/19/2012	0.18	U		0.08	U		0.63			0.8	U		0.15	U	
SVE RTO Exhaust	EXH-SVE-01162013	1/16/2013	0.0052	J		0.0042	U		0.029			0.042	J	U	0.0077	U	
SVE RTO Exhaust	EXH-SVE-02202013	2/20/2013	0.12	U		0.053	U		0.58			0.54	U		0.098	U	
SVE RTO Exhaust	EXH-SVE-03012013	3/1/2013	0.059	J		0.1	U		0.67			1	U		0.19	U	

SEE LAST PAGE OF TABLE FOR NOTES

TABLE 11
SVE SYSTEM HEADER AND EXHAUST ANALYTICAL DATA

Location	Sample ID	Sample Date	1,1,2-Trichloroethane			Trichloroethene			Trichlorofluoromethane			1,2,4-Trimethylbenzene			1,3,5-Trimethylbenzene		
			Result (mg/m3)	Lab Qualifier	URS Qualifier	Result (mg/m3)	Lab Qualifier	URS Qualifier	Result (mg/m3)	Lab Qualifier	URS Qualifier	Result (mg/m3)	Lab Qualifier	URS Qualifier	Result (mg/m3)	Lab Qualifier	URS Qualifier
SVE Public Works Header	PWHeader-121912	12/19/2012	4	U		0.37	J		4.2	U		3.6	U		3.6	U	
SVE Public Works Header	PWHeader-SVE-01162013	1/16/2013	8.1	U		1.9	J		8.3	U		7.3	U		7.3	U	
SVE Public Works Header	PWHeader-SVE-02202013	2/20/2013	7.7	U		7.6	U		7.9	U		1.6	J		6.9	U	
SVE Public Works Header	PWHeader-SVE-03012013	3/1/2013	16	U		15	U		16	U		14	U		14	U	
SVE Refinery Header	HEADER-SVE-020912	2/9/2012	88	U		86	U		90	U		79	U		79	U	
SVE Refinery Header	HEADER-SVE-021712	2/17/2012	46	U		45	U		47	U		160	U		41	U	
SVE Refinery Header	HEADER-SVE-030112	3/1/2012	41	U		40	U		6.8	J		13	J		37	U	
SVE Refinery Header	HEADER-SVE-030812	3/8/2012	21	U		20	U		21	U		19	U		19	U	
SVE Refinery Header	HEADER-SVE-032312	3/23/2012	11	U		11	U		12	U		1.8	J		10	U	
SVE Refinery Header	HEADER-SVE-032812	3/28/2012	5.5	U		5.4	U		5.6	U		1.7	J		0.92	J	
SVE Refinery Header	MainHeader-SVE-113012	11/30/2012	8.5	U		16			8.7	U		7.6	U		7.6	U	
SVE Refinery Header	MainHeader-121912	12/19/2012	8.1	U		8	U		8.3	U		7.3	U		7.3	U	
SVE Refinery Header	MainHeader-SVE-01162013	1/16/2013	16	U		16	U		17	U		14	U		14	U	
SVE Refinery Header	MainHeader-SVE-02202013	2/20/2013	25	U		24	U		25	U		6.5	J		22	U	
SVE Refinery Header	MainHeader-SVE-03012013	3/1/2013	32	U		31	U		32	U		28	U		28	U	
SVE RTO Exhaust	EXH-SVE-013112	1/31/2012	0.38	U		0.37	U		0.39	U		0.1	J		0.057	J	
SVE RTO Exhaust	EXH-SVE-020112	2/1/2012	0.0063	U		0.0062	J	U	0.0065	U		0.0056	J	U	0.0056	J	U
SVE RTO Exhaust	EXH-SVE-020212	2/2/2012	0.0088	U		0.0086	U		0.009	U		0.0051	J		0.0079	J	U
SVE RTO Exhaust	EXH-SVE-020712	2/7/2012	0.005	U		0.0049	J	U	0.0051	U		0.0025	J		0.0045	J	U
SVE RTO Exhaust	EXH-SVE-020912	2/9/2012	0.032	U	UJ	0.032	U	UJ	0.033	U	UJ	0.029	U	UJ	0.029	U	UJ
SVE RTO Exhaust	EXH-SVE-021412	2/14/2012	0.051	U		0.05	U		0.052	U		0.18	U		0.046	U	
SVE RTO Exhaust	EXH-SVE-021712	2/17/2012	0.095	U	UJ	0.094	U	UJ	0.098	U	UJ	0.019	J	J	0.015	J	J
SVE RTO Exhaust	EXH-SVE-022112	2/21/2012	0.49	U		0.48	U		0.5	U		0.36	J		0.25	J	
SVE RTO Exhaust	EXH-SVE-022412	2/24/2012	0.011	U		0.01	U		0.011	U		0.016			0.0056	J	
SVE RTO Exhaust	EXH-SVE-022712	2/27/2012	0.011	U		0.01	U		0.011	U		0.0096	U		0.0096	U	
SVE RTO Exhaust	EXH-SVE-030112	3/1/2012	0.68	U		1			0.47	J		2.5	U		0.62	U	
SVE RTO Exhaust	EXH-SVE-032312	3/23/2012	0.015	U		0.014	U		0.015	U		0.0056	J		0.0019	J	
SVE RTO Exhaust	EXH-SVE-04192012	4/19/2012	0.0053	U		0.009			0.0055	U		0.084			0.032		
SVE RTO Exhaust	EXH-SVE-05172012	5/17/2012	0.21	U		0.2	U		0.21	U		0.19	U		0.19	U	
SVE RTO Exhaust	EXH-SVE-06212012	6/21/2012	0.67	U		0.66	U		0.69	U		0.6	U		0.6	U	
SVE RTO Exhaust	EXH-SVE-08312012	8/31/2012	0.34	U		0.34	U		0.35	U		0.31	U		0.31	U	
SVE RTO Exhaust	EXH-SVE-09282012	9/28/2012	0.64	U		0.63	U		0.66	U		0.58	U		0.58	U	
SVE RTO Exhaust	EXH-SVE-10252012	10/25/2012	0.87	U		0.86	U		0.9	U		0.78	U		0.78	U	
SVE RTO Exhaust	EXH-SVE-113012	11/30/2012	0.016	U		0.016	U		0.017	U		0.005	J		0.015	U	
SVE RTO Exhaust	EXH-SVE-120312	12/3/2012	0.17	U		0.17	U		0.18	U		0.16	U		0.16	U	
SVE RTO Exhaust	EXH-SVE-120412	12/4/2012	0.0085	U		0.0084	U		0.0087	U		0.0086			0.009		
SVE RTO Exhaust	EXH-SVE-120512	12/5/2012	0.15	U		0.15	U		0.16	U		0.14	U		0.14	U	
SVE RTO Exhaust	EXH-SVE-121012	12/10/2012	0.071	U		0.07	U		0.073	U		0.064	U		0.064	U	
SVE RTO Exhaust	EXH-SVE-121212	12/12/2012	0.074	U		0.072	U		0.076	U		0.066	U		0.066	U	
SVE RTO Exhaust	EXH-SVE-121712	12/17/2012	0.0079	U		0.0078	U		0.0082	U		0.0089			0.004	J	
SVE RTO Exhaust	EXH-SVE-121912	12/19/2012	0.15	U		0.14	U		0.15	U		0.028	J		0.13	U	
SVE RTO Exhaust	EXH-SVE-01162013	1/16/2013	0.0077	U		0.0076	U		0.0079	U		0.0029	J		0.0013	J	
SVE RTO Exhaust	EXH-SVE-02202013	2/20/2013	0.098	U		0.097	U		0.1	U		0.089	U		0.089	U	
SVE RTO Exhaust	EXH-SVE-03012013	3/1/2013	0.19	U		0.19	U		0.2	U		0.17	U		0.17	U	

SEE LAST PAGE OF TABLE FOR NOTES

TABLE 11
SVE SYSTEM HEADER AND EXHAUST ANALYTICAL DATA

Location	Sample ID	Sample Date	2,2,4-Trimethylpentane			Vinyl chloride			m,p-Xylene			o-Xylenes			TPH (C2-C10)		
			Result (mg/m3)	Lab Qualifier	URS Qualifier	Result (mg/m3)	Lab Qualifier	URS Qualifier	Result (mg/m3)	Lab Qualifier	URS Qualifier	Result (mg/m3)	Lab Qualifier	URS Qualifier	Result (mg/m3)	Lab Qualifier	URS Qualifier
SVE Public Works Header	PWHeader-121912	12/19/2012	120			1.9	U		0.97	J		3.2	U		12000		
SVE Public Works Header	PWHeader-SVE-01162013	1/16/2013	210			3.8	U		6.4	U		6.4	U		17000		
SVE Public Works Header	PWHeader-SVE-02202013	2/20/2013	240			3.6	U		3.1	J		0.99	J		15000		
SVE Public Works Header	PWHeader-SVE-03012013	3/1/2013	260			7.3	U		3	J		12	U		16000		
SVE Refinery Header	HEADER-SVE-020912	2/9/2012	1600			41	U		70	U		70	U				
SVE Refinery Header	HEADER-SVE-021712	2/17/2012	1900			21	U		9.5	J		36	U				
SVE Refinery Header	HEADER-SVE-030112	3/1/2012	2300			19	U		36			8.3	J				
SVE Refinery Header	HEADER-SVE-030812	3/8/2012	1300			9.8	U		9.2	J		16	U		70000		
SVE Refinery Header	HEADER-SVE-032312	3/23/2012	740			5.3	U		26			4.8	J		34000		
SVE Refinery Header	HEADER-SVE-032812	3/28/2012	700			2.6	U		34			6			32000		
SVE Refinery Header	MainHeader-SVE-113012	11/30/2012	1000			4	U		24			4.6	J		30000		J
SVE Refinery Header	MainHeader-121912	12/19/2012	1500			3.8	U		32			6.9			54000		J
SVE Refinery Header	MainHeader-SVE-01162013	1/16/2013	1800			7.6	U		24			4	J		58000		J
SVE Refinery Header	MainHeader-SVE-02202013	2/20/2013	2000			12	U		48			12	J		54000		J
SVE Refinery Header	MainHeader-SVE-03012013	3/1/2013	2200			15	U		71			15	J		55000		J
SVE RTO Exhaust	EXH-SVE-013112	1/31/2012	8.2			0.18	U		0.29	J		0.072	J				
SVE RTO Exhaust	EXH-SVE-020112	2/1/2012	0.024			0.0029	U		0.0062			0.0018	J				
SVE RTO Exhaust	EXH-SVE-020212	2/2/2012	0.43			0.0041	U		0.026			0.0051	J				
SVE RTO Exhaust	EXH-SVE-020712	2/7/2012	0.12			0.0023	U		0.0086			0.0018	J				
SVE RTO Exhaust	EXH-SVE-020912	2/9/2012	0.025	J	J	0.015	U	UJ	0.026	U	UJ	0.026	U	UJ			
SVE RTO Exhaust	EXH-SVE-021412	2/14/2012	3.2			0.024	U		0.072			0.013	J				
SVE RTO Exhaust	EXH-SVE-021712	2/17/2012	23		J	0.045	U	UJ	0.42		J	0.097		J			
SVE RTO Exhaust	EXH-SVE-022112	2/21/2012	83			0.23	U		6			1			2700		
SVE RTO Exhaust	EXH-SVE-022412	2/24/2012	1.1			0.005	U		0.065			0.017			38		
SVE RTO Exhaust	EXH-SVE-022712	2/27/2012	0.36			0.005	U		0.013			0.0034	J		22		
SVE RTO Exhaust	EXH-SVE-030112	3/1/2012	41			0.32	U		1.7			0.19	J				
SVE RTO Exhaust	EXH-SVE-032312	3/23/2012	0.82			0.0068	U		0.031			0.0068	J		49		
SVE RTO Exhaust	EXH-SVE-04192012	4/19/2012	0.4			0.0025	U		0.4			0.11			20		
SVE RTO Exhaust	EXH-SVE-05172012	5/17/2012	14			0.098	U		0.31			0.052	J		780		
SVE RTO Exhaust	EXH-SVE-06212012	6/21/2012	13			0.31	U		0.47	J		0.53	U		740		
SVE RTO Exhaust	EXH-SVE-08312012	8/31/2012	13			0.16	U		0.73			0.2	J		690		
SVE RTO Exhaust	EXH-SVE-09282012	9/28/2012	11			0.3	U		0.15	J		0.51	U		680		
SVE RTO Exhaust	EXH-SVE-10252012	10/25/2012	13			0.41	U		0.32	J		0.074	J		610		
SVE RTO Exhaust	EXH-SVE-113012	11/30/2012	0.92			0.0077	U		0.033			0.0098	J		26		
SVE RTO Exhaust	EXH-SVE-120312	12/3/2012	11			0.082	U		0.11	J		0.14	U		310		J
SVE RTO Exhaust	EXH-SVE-120412	12/4/2012	0.63			0.004	U		0.35			0.096			19		
SVE RTO Exhaust	EXH-SVE-120512	12/5/2012	8.8			0.072	U		0.33			0.064	J		230		
SVE RTO Exhaust	EXH-SVE-121012	12/10/2012	0.38			0.033	U		0.11			0.022	J		13		
SVE RTO Exhaust	EXH-SVE-121212	12/12/2012	9.4			0.034	U		0.26			0.052	J		310		
SVE RTO Exhaust	EXH-SVE-121712	12/17/2012	0.18			0.0037	U		0.052			0.014			6		
SVE RTO Exhaust	EXH-SVE-121912	12/19/2012	11			0.069	U		0.47			0.11	J		390		
SVE RTO Exhaust	EXH-SVE-01162013	1/16/2013	0.36			0.0036	U		0.022			0.0049	J		7.4		
SVE RTO Exhaust	EXH-SVE-02202013	2/20/2013	11			0.046	U		0.14			0.013	J		360		
SVE RTO Exhaust	EXH-SVE-03012013	3/1/2013	12			0.091	U		0.53			0.11	J		340		J

SEE LAST PAGE OF TABLE FOR NOTES

TABLE 11
SVE SYSTEM HEADER AND EXHAUST ANALYTICAL DATA

Location	Sample ID	Sample Date	TPH (Gasoline Range)			BTU			Butane			Isopentane			Acetylene		
			Result (mg/m3)	Lab Qualifier	URS Qualifier	Result (%)	Lab Qualifier	URS Qualifier	Result (%)	Lab Qualifier	URS Qualifier	Result (%)	Lab Qualifier	URS Qualifier	Result (%)	Lab Qualifier	URS Qualifier
SVE Public Works Header	PWHeader-121912	12/19/2012							0.033			0.069			0.003	U	
SVE Public Works Header	PWHeader-SVE-01162013	1/16/2013				0.042			0.089						0.003	U	
SVE Public Works Header	PWHeader-SVE-02202013	2/20/2013				0.038			0.084						0.0028	U	
SVE Public Works Header	PWHeader-SVE-03012013	3/1/2013				0.041			0.093						0.0029	U	
SVE Refinery Header	HEADER-SVE-020912	2/9/2012	99000						0.61			0.6			0.0016	U	
SVE Refinery Header	HEADER-SVE-021712	2/17/2012	97000						0.45			0.57			0.002	U	
SVE Refinery Header	HEADER-SVE-030112	3/1/2012	91000						0.23			0.32			0.0018	U	
SVE Refinery Header	HEADER-SVE-030812	3/8/2012							0.2			0.3			0.0019	U	
SVE Refinery Header	HEADER-SVE-032312	3/23/2012							0.1			0.13			0.0021	U	
SVE Refinery Header	HEADER-SVE-032812	3/28/2012							0.095			0.12			0.002	U	
SVE Refinery Header	MainHeader-SVE-113012	11/30/2012							0.084			0.1			0.0031	U	
SVE Refinery Header	MainHeader-121912	12/19/2012							0.18			0.22			0.003	U	
SVE Refinery Header	MainHeader-SVE-01162013	1/16/2013				0.2			0.24						0.003	U	
SVE Refinery Header	MainHeader-SVE-02202013	2/20/2013				0.16			0.2						0.0029	U	
SVE Refinery Header	MainHeader-SVE-03012013	3/1/2013				0.19			0.22						0.0029	U	
SVE RTO Exhaust	EXH-SVE-013112	1/31/2012	480						0.0018			0.0023			0.0014	U	
SVE RTO Exhaust	EXH-SVE-020112	2/1/2012	1.9						0.0023	U		0.0023	U		0.0023	U	
SVE RTO Exhaust	EXH-SVE-020212	2/2/2012	15						0.0016	U		0.000034	J		0.0016	U	
SVE RTO Exhaust	EXH-SVE-020712	2/7/2012	7.2						0.0014	U		0.0014	U		0.0014	U	
SVE RTO Exhaust	EXH-SVE-020912	2/9/2012	5.2		J				0.0091	U	UJ	0.0091	U	UJ	0.0091	U	UJ
SVE RTO Exhaust	EXH-SVE-021412	2/14/2012	180						0.00054	J		0.00071	J		0.0019	U	
SVE RTO Exhaust	EXH-SVE-021712	2/17/2012	430		J				0.00035	J	J	0.00038	J		0.0035	U	UJ
SVE RTO Exhaust	EXH-SVE-022112	2/21/2012							0.0013	J		0.0031			0.0018	U	
SVE RTO Exhaust	EXH-SVE-022412	2/24/2012							0.002	U		0.000046	J		0.002	U	
SVE RTO Exhaust	EXH-SVE-022712	2/27/2012							0.002	U		0.002	U		0.002	U	
SVE RTO Exhaust	EXH-SVE-030112	3/1/2012	1700						0.005			0.0064			0.0019	U	
SVE RTO Exhaust	EXH-SVE-032312	3/23/2012							0.000068	J		0.000094	J		0.002	U	
SVE RTO Exhaust	EXH-SVE-04192012	4/19/2012							0.0034	U		0.0034	U		0.0034	U	
SVE RTO Exhaust	EXH-SVE-05172012	5/17/2012				1.9	U		0.002			0.0024			0.0019	U	
SVE RTO Exhaust	EXH-SVE-06212012	6/21/2012							0.0019	J		0.0022			0.002	U	
SVE RTO Exhaust	EXH-SVE-08312012	8/31/2012							0.0013	J		0.0018	J		0.003	U	
SVE RTO Exhaust	EXH-SVE-09282012	9/28/2012							0.0013	J		0.0017	J		0.0028	U	
SVE RTO Exhaust	EXH-SVE-10252012	10/25/2012							0.0016	J		0.0021	J		0.0032	U	
SVE RTO Exhaust	EXH-SVE-113012	11/30/2012							0.000088	J		0.0001	J		0.003	U	
SVE RTO Exhaust	EXH-SVE-120312	12/3/2012							0.00097	J		0.0012	J		0.0032	U	
SVE RTO Exhaust	EXH-SVE-120412	12/4/2012							0.0031	U		0.0031	U		0.0031	U	
SVE RTO Exhaust	EXH-SVE-120512	12/5/2012							0.00051	J		0.00068	J		0.0028	U	
SVE RTO Exhaust	EXH-SVE-121012	12/10/2012							0.0026	U		0.0026	U		0.0026	U	
SVE RTO Exhaust	EXH-SVE-121212	12/12/2012							0.00078	J		0.001	J		0.0027	U	
SVE RTO Exhaust	EXH-SVE-121712	12/17/2012							0.0029	U		0.0029	U		0.0029	U	
SVE RTO Exhaust	EXH-SVE-121912	12/19/2012							0.00092	J		0.0012	J		0.0027	U	
SVE RTO Exhaust	EXH-SVE-01162013	1/16/2013				0.0028	U		0.0028	U					0.0028	U	
SVE RTO Exhaust	EXH-SVE-02202013	2/20/2013				0.00082	J		0.0011	J					0.0058	U	
SVE RTO Exhaust	EXH-SVE-03012013	3/1/2013				0.00085	J		0.0011	J					0.0028	U	

SEE LAST PAGE OF TABLE FOR NOTES

TABLE 11
SVE SYSTEM HEADER AND EXHAUST ANALYTICAL DATA

Location	Sample ID	Sample Date	C6+			Carbon Dioxide			Carbon Monoxide			Ethane			Ethene		
			Result (%)	Lab Qualifier	URS Qualifier	Result (%)	Lab Qualifier	URS Qualifier	Result (%)	Lab Qualifier	URS Qualifier	Result (%)	Lab Qualifier	URS Qualifier	Result (%)	Lab Qualifier	URS Qualifier
SVE Public Works Header	PWHeader-121912	12/19/2012	0.11			5.9			0.03	U		0.00019	J		0.003	U	
SVE Public Works Header	PWHeader-SVE-01162013	1/16/2013	0.15			7.2			0.15	U		0.00024	J		0.003	U	
SVE Public Works Header	PWHeader-SVE-02202013	2/20/2013	0.15			6			0.14	U		0.00023	J		0.0028	U	
SVE Public Works Header	PWHeader-SVE-03012013	3/1/2013	0.18			6.3			0.029	U		0.00027	J		0.0029	U	
SVE Refinery Header	HEADER-SVE-020912	2/9/2012	0.79			8.1			0.016	U		0.0032			0.000039	J	
SVE Refinery Header	HEADER-SVE-021712	2/17/2012	0.9			7			0.02	U		0.0024			0.002	U	
SVE Refinery Header	HEADER-SVE-030112	3/1/2012	0.7			7.9			0.018	U		0.0016	J		0.000072	J	
SVE Refinery Header	HEADER-SVE-030812	3/8/2012	0.56			8.1			0.019	U		0.0018	J		0.00011	J	
SVE Refinery Header	HEADER-SVE-032312	3/23/2012	0.26			2.2			0.021	U		0.0006	J		0.0021	U	
SVE Refinery Header	HEADER-SVE-032812	3/28/2012	0.26			2.2			0.02	U		0.0006	J		0.002	U	
SVE Refinery Header	MainHeader-SVE-113012	11/30/2012	0.31			3.1			0.031	U		0.00044	J		0.0031	U	
SVE Refinery Header	MainHeader-121912	12/19/2012	0.56			7			0.03	U		0.00089	J		0.003	U	
SVE Refinery Header	MainHeader-SVE-01162013	1/16/2013	0.68			7.4			0.15	U		0.00089	J		0.003	U	
SVE Refinery Header	MainHeader-SVE-02202013	2/20/2013	0.59			6.6			0.14	U		0.00076	J		0.0029	U	
SVE Refinery Header	MainHeader-SVE-03012013	3/1/2013	0.63			7			0.029	U		0.00084	J		0.0029	U	
SVE RTO Exhaust	EXH-SVE-013112	1/31/2012	0.0034	J		1			0.014	U		0.0014	U		0.000058	J	
SVE RTO Exhaust	EXH-SVE-020112	2/1/2012	0.023	U		0.27			0.023	U		0.0023	U		0.0023	U	
SVE RTO Exhaust	EXH-SVE-020212	2/2/2012	0.016	U		0.56			0.016	U		0.0016	U		0.0016	U	
SVE RTO Exhaust	EXH-SVE-020712	2/7/2012	0.014	U		0.57			0.014	U		0.0014	U		0.0014	U	
SVE RTO Exhaust	EXH-SVE-020912	2/9/2012	0.091	U	UJ	0.45		J	0.091	U	UJ	0.0091	U	UJ	0.0091	U	UJ
SVE RTO Exhaust	EXH-SVE-021412	2/14/2012	0.00096	J		1.1			0.019	U		0.0019	U		0.0019	U	
SVE RTO Exhaust	EXH-SVE-021712	2/17/2012	0.0025	J	J	1		J	0.035	U	UJ	0.0035	U	UJ	0.0035	U	UJ
SVE RTO Exhaust	EXH-SVE-022112	2/21/2012	0.021			0.94			0.018	U		0.0018	U		0.0018	U	
SVE RTO Exhaust	EXH-SVE-022412	2/24/2012	0.02	U		0.25			0.02	U		0.002	U		0.002	U	
SVE RTO Exhaust	EXH-SVE-022712	2/27/2012	0.02	U		0.64			0.02	U		0.002	U		0.002	U	
SVE RTO Exhaust	EXH-SVE-030112	3/1/2012	0.015	J		0.27			0.019	U		0.000048	J		0.0019	U	
SVE RTO Exhaust	EXH-SVE-032312	3/23/2012	0.00081	J		0.84			0.02	U		0.002	U		0.002	U	
SVE RTO Exhaust	EXH-SVE-04192012	4/19/2012	0.034	J	U	0.77			0.034	U		0.0034	U		0.0034	U	
SVE RTO Exhaust	EXH-SVE-05172012	5/17/2012	0.0046	J		0.9			0.019	U		0.0019	U		0.0019	U	
SVE RTO Exhaust	EXH-SVE-06212012	6/21/2012	0.0044	J		0.85			0.02	U		0.002	U		0.0001	J	
SVE RTO Exhaust	EXH-SVE-08312012	8/31/2012	0.0037	J		0.94			0.03	U		0.003	U		0.000075	J	
SVE RTO Exhaust	EXH-SVE-09282012	9/28/2012	0.0039	J		1.2			0.028	U		0.0028	U		0.0001	J	
SVE RTO Exhaust	EXH-SVE-10252012	10/25/2012	0.0047	J		1.2			0.032	U		0.0032	U		0.00015	J	
SVE RTO Exhaust	EXH-SVE-113012	11/30/2012		J		1.2			0.03	U		0.003	U		0.003	U	
SVE RTO Exhaust	EXH-SVE-120312	12/3/2012	0.0024	J		0.65			0.032	U		0.0032	U		0.0032	U	
SVE RTO Exhaust	EXH-SVE-120412	12/4/2012	0.031	U		0.86			0.031	U		0.0031	U		0.0031	U	
SVE RTO Exhaust	EXH-SVE-120512	12/5/2012	0.0017	J		0.74			0.028	U		0.0028	U		0.0028	U	
SVE RTO Exhaust	EXH-SVE-121012	12/10/2012	0.026	U		0.78			0.026	U		0.0026	U		0.0026	U	
SVE RTO Exhaust	EXH-SVE-121212	12/12/2012	0.0027	J		0.64			0.027	U		0.0027	U		0.0027	U	
SVE RTO Exhaust	EXH-SVE-121712	12/17/2012	0.029	U		0.78			0.029	U		0.0029	U		0.0029	U	
SVE RTO Exhaust	EXH-SVE-121912	12/19/2012	0.0028	J		0.69			0.027	U		0.0027	U		0.0027	U	
SVE RTO Exhaust	EXH-SVE-01162013	1/16/2013	0.028	U		0.73			0.14	U		0.0028	U		0.0028	U	
SVE RTO Exhaust	EXH-SVE-02202013	2/20/2013	0.0026	J		0.71			0.29	U		0.0058	U		0.0058	U	
SVE RTO Exhaust	EXH-SVE-03012013	3/1/2013	0.0028	J		0.73			0.028	U		0.0028	U		0.0028	U	

SEE LAST PAGE OF TABLE FOR NOTES

TABLE 11
SVE SYSTEM HEADER AND EXHAUST ANALYTICAL DATA

Location	Sample ID	Sample Date	Hydrogen			Isobutane			Methane			Neopentane			Nitrogen		
			Result (%)	Lab Qualifier	URS Qualifier	Result (%)	Lab Qualifier	URS Qualifier	Result (%)	Lab Qualifier	URS Qualifier	Result (%)	Lab Qualifier	URS Qualifier	Result (%)	Lab Qualifier	URS Qualifier
SVE Public Works Header	PWHeader-121912	12/19/2012	0.03	U		0.0037			3.1			0.0002	J		77		
SVE Public Works Header	PWHeader-SVE-01162013	1/16/2013	0.03	U		0.0045			4.1			0.00024	J		76		
SVE Public Works Header	PWHeader-SVE-02202013	2/20/2013	0.028	U		0.0042			3.9			0.00029	J		78		
SVE Public Works Header	PWHeader-SVE-03012013	3/1/2013	0.029	U		0.0045			4.3			0.00025	J		75		
SVE Refinery Header	HEADER-SVE-020912	2/9/2012	0.016	U		0.069			12			0.0021			71		
SVE Refinery Header	HEADER-SVE-021712	2/17/2012	0.02	U		0.059			8.5			0.0019	J		74		
SVE Refinery Header	HEADER-SVE-030112	3/1/2012	0.018	U		0.035			6.9			0.0012	J		78		
SVE Refinery Header	HEADER-SVE-030812	3/8/2012	0.019	U		0.034			6			0.0012	J		78		
SVE Refinery Header	HEADER-SVE-032312	3/23/2012	0.021	U		0.013			2.1			0.00065	J		78		
SVE Refinery Header	HEADER-SVE-032812	3/28/2012	0.02	U		0.012			2			0.00042	J		78		
SVE Refinery Header	MainHeader-SVE-113012	11/30/2012	0.031	U		0.0096			1.5			0.00036	J		78		
SVE Refinery Header	MainHeader-121912	12/19/2012	0.03	U		0.02			3.2			0.00079	J		78		
SVE Refinery Header	MainHeader-SVE-01162013	1/16/2013	0.03	U		0.022			3.3			0.00089	J		78		
SVE Refinery Header	MainHeader-SVE-02202013	2/20/2013	0.029	U		0.018			2.8			0.00081	J		78		
SVE Refinery Header	MainHeader-SVE-03012013	3/1/2013	0.029	U		0.021			3.1			0.00081	J		77		
SVE RTO Exhaust	EXH-SVE-013112	1/31/2012	0.014	U		0.00022	J		0.034			0.0014	U		79		
SVE RTO Exhaust	EXH-SVE-020112	2/1/2012	0.023	U		0.0023	U		0.00018	J		0.0023	U		80		
SVE RTO Exhaust	EXH-SVE-020212	2/2/2012	0.016	U		0.0016	U		0.00075			0.0016	U		78		
SVE RTO Exhaust	EXH-SVE-020712	2/7/2012	0.014	U		0.0014	U		0.00045			0.0014	U		78		
SVE RTO Exhaust	EXH-SVE-020912	2/9/2012	0.091	U	UJ	0.0091	U	UJ	0.00048	J	J	0.0091	U	UJ	84		J
SVE RTO Exhaust	EXH-SVE-021412	2/14/2012	0.019	U		0.000068	J		0.01			0.0019	U		79		
SVE RTO Exhaust	EXH-SVE-021712	2/17/2012	0.035	U	UJ	0.0035	U	UJ	0.0013		J	0.0035	U	UJ	80		J
SVE RTO Exhaust	EXH-SVE-022112	2/21/2012	0.018	U		0.00011	J		0.0037			0.0018	U		79		
SVE RTO Exhaust	EXH-SVE-022412	2/24/2012	0.02	U		0.002	U		0.00083			0.002	U		84		
SVE RTO Exhaust	EXH-SVE-022712	2/27/2012	0.02	U		0.002	U		0.00031			0.002	U		79		
SVE RTO Exhaust	EXH-SVE-030112	3/1/2012	0.019	U		0.0009	J		0.21			0.0019	U		78		
SVE RTO Exhaust	EXH-SVE-032312	3/23/2012	0.02	U		0.002	U		0.0016			0.002	U		79		
SVE RTO Exhaust	EXH-SVE-04192012	4/19/2012	0.034	U		0.0034	U		0.00042			0.0034	U		79		
SVE RTO Exhaust	EXH-SVE-05172012	5/17/2012	0.019	U		0.00025	J		0.059			0.0019	U		80		
SVE RTO Exhaust	EXH-SVE-06212012	6/21/2012	0.02	U		0.00024	J		0.057			0.002	U		79		
SVE RTO Exhaust	EXH-SVE-08312012	8/31/2012	0.03	U		0.00016	J		0.035			0.003	U		81		
SVE RTO Exhaust	EXH-SVE-09282012	9/28/2012	0.028	U		0.00015	J		0.037			0.0028	U		80		
SVE RTO Exhaust	EXH-SVE-10252012	10/25/2012	0.032	U		0.00019	J		0.044			0.0032	U		80		
SVE RTO Exhaust	EXH-SVE-113012	11/30/2012	0.03	U		0.003	U		0.0022			0.003	U		79		
SVE RTO Exhaust	EXH-SVE-120312	12/3/2012	0.032	U		0.00012	J		0.023			0.0032	U		79		
SVE RTO Exhaust	EXH-SVE-120412	12/4/2012	0.031	U		0.0031	U		0.00044			0.0031	U		79		
SVE RTO Exhaust	EXH-SVE-120512	12/5/2012	0.028	U		0.0028	U		0.012			0.0028	U		79		
SVE RTO Exhaust	EXH-SVE-121012	12/10/2012	0.026	U		0.0026	U		0.00031			0.0026	U		79		
SVE RTO Exhaust	EXH-SVE-121212	12/12/2012	0.027	U		0.0001	J		0.019			0.0027	U		80		
SVE RTO Exhaust	EXH-SVE-121712	12/17/2012	0.029	U		0.0029	U		0.00037			0.0029	U		79		
SVE RTO Exhaust	EXH-SVE-121912	12/19/2012	0.027	U		0.00011	J		0.023			0.0027	U		79		
SVE RTO Exhaust	EXH-SVE-01162013	1/16/2013	0.028	U		0.0028	U		0.0005			0.0028	U		79		
SVE RTO Exhaust	EXH-SVE-02202013	2/20/2013	0.058	U		0.000095	J		0.021			0.0058	U		78		
SVE RTO Exhaust	EXH-SVE-03012013	3/1/2013	0.028	U		0.000094	J		0.022			0.0028	U		78		

SEE LAST PAGE OF TABLE FOR NOTES

TABLE 11
SVE SYSTEM HEADER AND EXHAUST ANALYTICAL DATA

Location	Sample ID	Sample Date	Oxygen			Pentane			Propane		
			Result (%)	Lab Qualifier	URS Qualifier	Result (%)	Lab Qualifier	URS Qualifier	Result (%)	Lab Qualifier	URS Qualifier
SVE Public Works Header	PWHeader-121912	12/19/2012	14			0.029			0.00013	J	
SVE Public Works Header	PWHeader-SVE-01162013	1/16/2013	12			0.038			0.00013	J	
SVE Public Works Header	PWHeader-SVE-02202013	2/20/2013	12			0.035			0.00011	J	
SVE Public Works Header	PWHeader-SVE-03012013	3/1/2013	14			0.039			0.00013	J	
SVE Refinery Header	HEADER-SVE-020912	2/9/2012	6.9			0.19			0.0038		
SVE Refinery Header	HEADER-SVE-021712	2/17/2012	8.1			0.22			0.0034		
SVE Refinery Header	HEADER-SVE-030112	3/1/2012	6			0.1			0.002		
SVE Refinery Header	HEADER-SVE-030812	3/8/2012	6.8			0.091			0.0021		
SVE Refinery Header	HEADER-SVE-032312	3/23/2012	17			0.056			0.00078	J	
SVE Refinery Header	HEADER-SVE-032812	3/28/2012	17			0.04			0.00075	J	
SVE Refinery Header	MainHeader-SVE-113012	11/30/2012	17			0.036			0.00063	J	
SVE Refinery Header	MainHeader-121912	12/19/2012	11			0.078			0.0013	J	
SVE Refinery Header	MainHeader-SVE-01162013	1/16/2013	10			0.091			0.0013	J	
SVE Refinery Header	MainHeader-SVE-02202013	2/20/2013	11			0.077			0.0012	J	
SVE Refinery Header	MainHeader-SVE-03012013	3/1/2013	12			0.084			0.0013	J	
SVE RTO Exhaust	EXH-SVE-013112	1/31/2012	20			0.00076	J		0.0014	U	
SVE RTO Exhaust	EXH-SVE-020112	2/1/2012	20			0.0023	U		0.0023	U	
SVE RTO Exhaust	EXH-SVE-020212	2/2/2012	21			0.0016	U		0.0016	U	
SVE RTO Exhaust	EXH-SVE-020712	2/7/2012	21			0.0014	U		0.0014	U	
SVE RTO Exhaust	EXH-SVE-020912	2/9/2012	15		J	0.0091	U	UJ	0.0091	U	UJ
SVE RTO Exhaust	EXH-SVE-021412	2/14/2012	20			0.00031	J		0.0019	U	
SVE RTO Exhaust	EXH-SVE-021712	2/17/2012	19		J	0.00015	J	J	0.0035	U	UJ
SVE RTO Exhaust	EXH-SVE-022112	2/21/2012	20			0.0016	J		0.0018	U	
SVE RTO Exhaust	EXH-SVE-022412	2/24/2012	16			0.002	U		0.002	U	
SVE RTO Exhaust	EXH-SVE-022712	2/27/2012	20			0.002	U		0.002	U	
SVE RTO Exhaust	EXH-SVE-030112	3/1/2012	21			0.0017	J		0.000056	J	
SVE RTO Exhaust	EXH-SVE-032312	3/23/2012	20			0.002	U		0.002	U	
SVE RTO Exhaust	EXH-SVE-04192012	4/19/2012	20			0.0034	U		0.0034	U	
SVE RTO Exhaust	EXH-SVE-05172012	5/17/2012	19			0.00079	J		0.0019	U	
SVE RTO Exhaust	EXH-SVE-06212012	6/21/2012	20			0.00073	J		0.002	U	
SVE RTO Exhaust	EXH-SVE-08312012	8/31/2012	18			0.00065	J		0.003	U	
SVE RTO Exhaust	EXH-SVE-09282012	9/28/2012	19			0.00064	J		0.0028	U	
SVE RTO Exhaust	EXH-SVE-10252012	10/25/2012	19			0.00076	J		0.0032	U	
SVE RTO Exhaust	EXH-SVE-113012	11/30/2012	20			0.003	U		0.003	U	
SVE RTO Exhaust	EXH-SVE-120312	12/3/2012	20			0.00053	J		0.0032	U	
SVE RTO Exhaust	EXH-SVE-120412	12/4/2012	20			0.0031	U		0.0031	U	
SVE RTO Exhaust	EXH-SVE-120512	12/5/2012	20			0.00026	J		0.0028	U	
SVE RTO Exhaust	EXH-SVE-121012	12/10/2012	20			0.0026	U		0.0026	U	
SVE RTO Exhaust	EXH-SVE-121212	12/12/2012	19			0.00039	J		0.0027	U	
SVE RTO Exhaust	EXH-SVE-121712	12/17/2012	20			0.0029	U		0.0029	U	
SVE RTO Exhaust	EXH-SVE-121912	12/19/2012	20			0.00043	J		0.0027	U	
SVE RTO Exhaust	EXH-SVE-01162013	1/16/2013	20			0.0028	U		0.0028	U	
SVE RTO Exhaust	EXH-SVE-02202013	2/20/2013	21			0.00043	J		0.0058	U	
SVE RTO Exhaust	EXH-SVE-03012013	3/1/2013	21			0.00043	J		0.0028	U	

Notes
Lab Qualifiers
J = Estimated value; results between the MDL and RL
U = Compound analyzed for but not detected above the RL
URS Qualifiers
J = Estimated detection
UJ = Estimated non-detect
U = Non-detect due to blank contamination

The following EVS descriptions and assumptions apply to **Figures 9** through **12**:

Plan View Model Output – The data input for the plan view model was not limited by depth and was modeled in three dimensions (3D). The bottom surface of the resulting model was limited to the potentiometric groundwater surface elevation. The two dimensional (2D) appearance of the figures created from the 3D model was achieved by displaying an aerial view of horizontal slices through the model. The horizontal slices were taken parallel to the ground surface that was created from GPS survey data, rather than at single elevation plane. The result of this is a surface that accurately represents soil vapor concentrations at discreet depths measured from ground surface.

Inward Kriging / Boundary Cut-off – This method of Kriging limits the horizontal extent of data modeling to the extent of the data on the x/y plane in a convex hull. The model is bounded by the VMPs.

Vertical Cut-off – The bottom surface of this model is based on the 3Q12 groundwater gauging data collected in Roxana. The groundwater gauging data was used to model a 2D surface that represents the interface between the top surface of groundwater and the bottom surface of soil vapor.

Duplicate Samples – Analytical concentrations from duplicate samples collected at the same location and depth were averaged.

Detection Limits – In cases where the lab reported a non-detect, half the value of the lab detection limit was used in the model. This conservative method is based on the assumption that the soil is likely not free of benzene but the quantity contained is lower than detectable at the analyzed dilution. Data are posted where non-detect.

File: P:\ENVIRONMENTAL\SHELL OIL PRODUCT US\SHELL OIL PRODUCTS US 2013\21562850 - ROXANA\21562850-5 SOIL VAPOR AND SVE AND ICE OPERATIONS\QUARTERLY MONITORING\1Q13\FIGURES\FIGURE 1 1Q13 INVESTIGATION AREA LOCATION MAP.DWG Last edited: 04/19/13 @ 08:37 a.m. @ WCC-ST.LOUIS

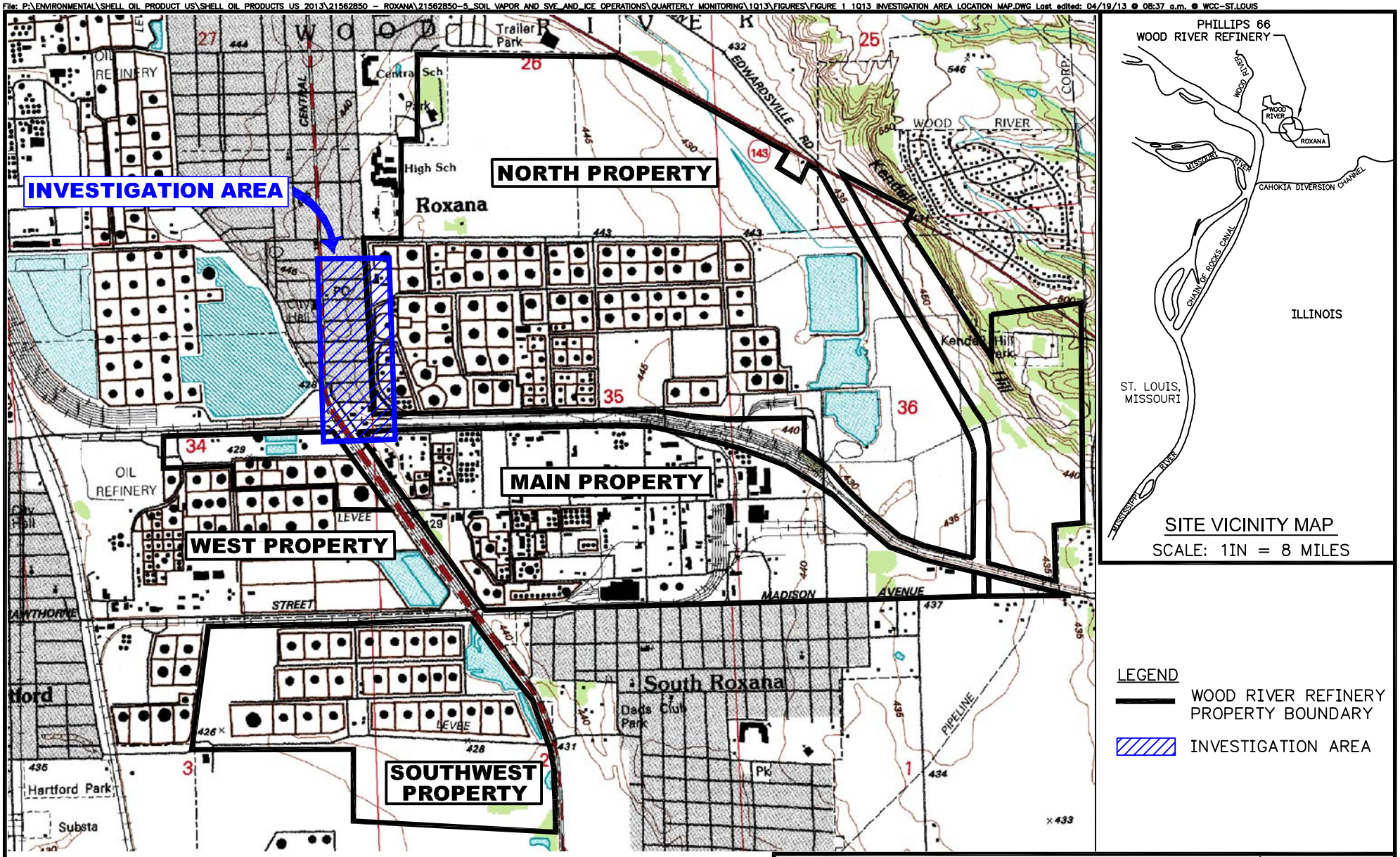

SOURCE:
MAP PROVIDED FROM ELECTRONIC USGS DIGITAL RASTER GRAPHIC 7.5 MINUTE TOPOGRAPHIC MAP OF WOOD RIVER, ILL-MO REVISED 1994.

CONTOUR INTERVAL = 5 FT

Ø 2ØØØ

SCALE FEET

N

SHELL OIL PRODUCTS US
SOIL VAPOR MONITORING PROGRAM
ROXANA, ILLINOIS

PROJECT NO.
21562850

URS

DRN. BY: djd April 2013
DSGN. BY: djd
CHKD. BY: kh

1Q13 Investigation Area Location Map

FIG. NO.
1

File: P:\ENVIRONMENTAL\SHELL OIL PRODUCT US\SHELL OIL PRODUCTS US 2013\21562850 – ROXANA\21562850-5_SOIL VAPOR AND SVE_AND_ICE OPERATIONS\QUARTERLY MONITORING\1Q13\FIGURES\FIGURE 2 1Q13 VAPOR MONITORING SAMPLING POINT LOCATIONS.DWG Last edited: APR. 19, 13 @ 08:38 a.m. by: david_deguire

LEGEND

- VAPOR MONITORING POINT LOCATIONS
- VAPOR MONITORING POINT LOCATION (NOT USED FOR QUARTERLY SAMPLING)

NOTES:
1. VMP–29, VMP–30, AND VMP–41 WERE ADDED TO QUARTERLY ROXANA SOIL VAPOR MONITORING PROGRAM IN 3Q12.
2. VMP 47 THROUGH VMP–55 WERE ADDED TO THE QUARTERLY ROXANA SOIL VAPOR MONITORING PROGRAM IN 1Q13.

VILLAGE OF ROXANA

TYDEMAN AVE
FIRST ST
SECOND ST
THIRD ST
FOURTH ST
FIFTH ST
SIXTH ST
SEVENTH ST
EIGHTH ST
S. CENTRAL AVE (HIGHWAY 111)
CHAFFER ST
RAND AVENUE
BP
1986 APPROXIMATE BENZENE RELEASE SITE

VMP-47 VMP-1 VMP-2 VMP-20 VMP-48 VMP-42 VMP-49 VMP-21 VMP-3 VMP-31 VMP-32 VMP-43 VMP-22 VMP-50 VMP-4 VMP-44 VMP-23 VMP-51 VMP-5 VMP-45 VMP-52 VMP-6 VMP-7 VMP-24 VMP-8 VMP-9 VMP-54 VMP-53 VMP-18 VMP-19 VMP-41 VMP-10 VMP-17 VMP-11 VMP-29 VMP-30 VMP-13 VMP-55 VMP-14 VMP-25 VMP-15 VMP-16

NORTH PROPERTY

VMP-33 VMP-46 VMP-34 VMP-35 VMP-27 VMP-26 VMP-28 VMP-36 VMP-37 VMP-38 VMP-39 VMP-40 VMP-12

A–28 A–33 A–27

WOOD RIVER REFINERY

PUBLIC WORKS YARD

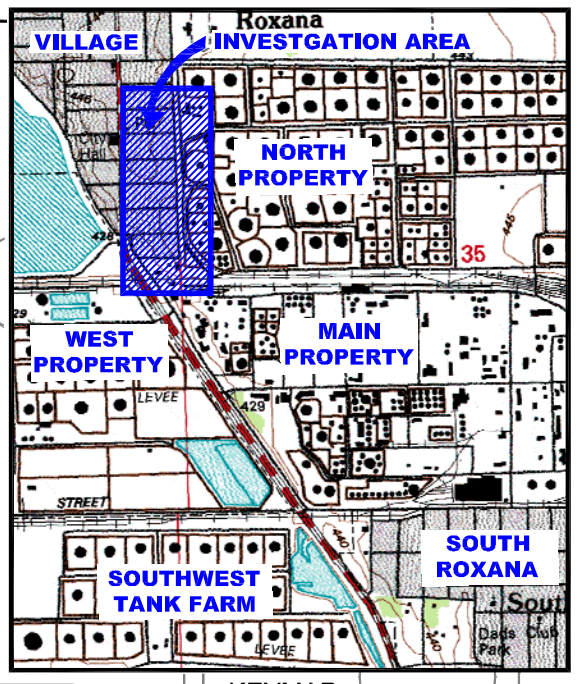

KEYMAP
1" = 2,500'

SCALE Ø 200 FEET

N

SHELL OIL PRODUCTS US SOIL VAPOR MONITORING PROGRAM ROXANA, ILLINOIS		PROJECT NO. 21562850
URS		
DRN. BY: djd April 2013 DSGN. BY: djd CHKD. BY: kh	1Q13 Vapor Monitoring Point Sampling Locations	FIG. NO. 2

NOTES:

1) CONTOUR LINES PRIMARILY GENERATED BY SURFER VERSION 8 MODELING OF GROUNDWATER ELEVATIONS. SOME INTERPRETATION WAS DONE UTILIZING PROFESSIONAL JUDGMENT AND CONTOUR LINES WERE MODIFIED BY HAND.

2) ELEVATIONS ARE RELATIVE TO 1988 USGS DATUM.

3) COMPREHENSIVE GROUNDWATER ELEVATIONS WERE MEASURED JANUARY 2–4 AND 7–8 2013. ADDITIONAL GAUGING ACTIVITIES WERE CONDUCTED ON JANUARY 23, 2013 AND FEBRUARY 11, 2013 FOR NEWLY INSTALLED GROUNDWATER MONITORING WELLS IN THE VILLAGE OF ROXANA.

4) GROUNDWATER MONITORING WELLS MW–16, MW–17, MW–18, MW–19, MW–20, MW–21, AND MW–22 WERE INSTALLED DURING 4Q12.

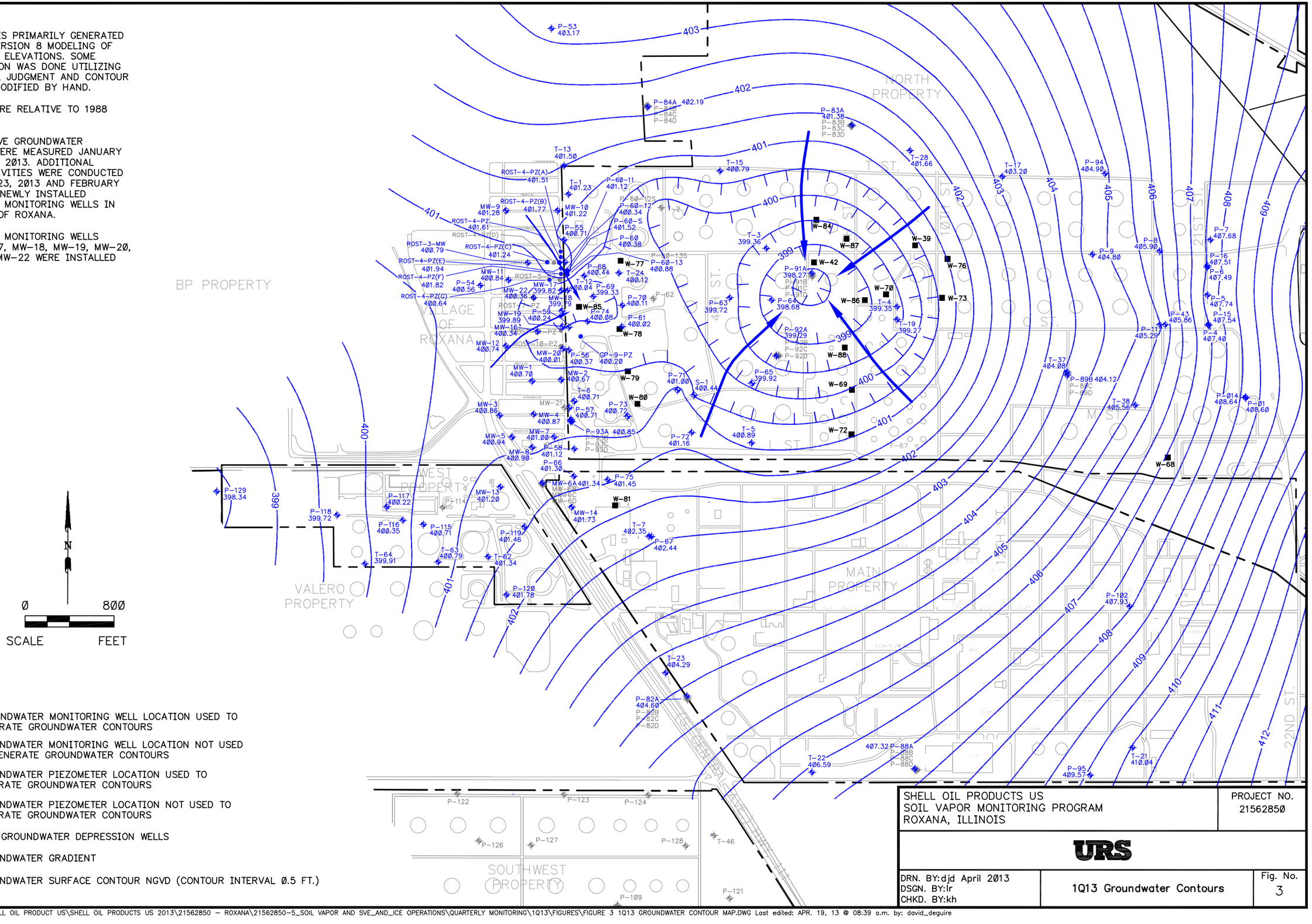

LEGEND

- GROUNDWATER MONITORING WELL LOCATION USED TO GENERATE GROUNDWATER CONTOURS
- GROUNDWATER MONITORING WELL LOCATION NOT USED TO GENERATE GROUNDWATER CONTOURS
- GROUNDWATER PIEZOMETER LOCATION USED TO GENERATE GROUNDWATER CONTOURS
- GROUNDWATER PIEZOMETER LOCATION NOT USED TO GENERATE GROUNDWATER CONTOURS
- WRR GROUNDWATER DEPRESSION WELLS
- GROUNDWATER GRADIENT
- 407 — GROUNDWATER SURFACE CONTOUR NGVD (CONTOUR INTERVAL 0.5 FT.)

SHELL OIL PRODUCTS US SOIL VAPOR MONITORING PROGRAM ROXANA, ILLINOIS		PROJECT NO. 215628500
URS		
DRN. BY:djd April 2013 DSGN. BY:lr CHKD. BY:kh	1Q13 Groundwater Contours	Fig. No. 3

File: P:\ENVIRONMENTAL\SHELL OIL PRODUCT US\SHELL OIL PRODUCTS US 2013\21562850 – ROXANA\21562850-5_SOIL VAPOR AND SVE_AND_ICE OPERATIONS\QUARTERLY MONITORING\1Q13\FIGURES\FIGURE 3 1Q13 GROUNDWATER CONTOUR MAP.DWG Last edited: APR. 19, 13 @ 08:39 a.m. by: david_deguire

File: P:\ENVIRONMENTAL\SHELL OIL PRODUCT US\SHELL OIL PRODUCTS US 2013\21562850 – ROXANA\21562850-5_SOIL VAPOR AND SVE_AND_ICE OPERATIONS\QUARTERLY MONITORING\1Q13\FIGURES\FIGURE 4 VAPOR PORT SCREEN COMPARISON TO GW ELEVATIONS (1Q13).DWG Last edited: APR. 19, 13 @ 08:40 a.m. by: david_deguire

NOTES:

1. COMPREHENSIVE GROUNDWATER ELEVATIONS WERE MEASURED JANUARY 2–4 AND 7–8, 2013. ADDITIONAL GAUGING ACTIVITIES WERE CONDUCTED ON JANUARY 23, 2013 FOR NEWLY INSTALLED GROUNDWATER MONITORING WELLS IN THE VILLAGE OF ROXANA.
2. GROUNDWATER MONITORING WELLS MW–16, MW–17, MW–18, MW–19, MW–20, MW–21, AND MW–22 WERE INSTALLED DURING 4Q12.
3. CONTOUR LINES PRIMARILY GENERATED BY SURFER VERSION 8 MODELING OF GROUNDWATER ELEVATIONS. SOME INTERPRETATION WAS DONE UTILIZING PROFESSIONAL JUDGMENT AND CONTOUR LINES WERE MODIFIED BY HAND.
4. ELEVATIONS ARE RELATIVE TO 1988 USGS DATUM.
5. VMP–47 THROUGH VMP–55 WERE ADDED TO THE QUARTERLY ROXANA SOIL VAPOR MONITORING PROGRAM IN 1Q13.

---

* INDICATES THAT THE LNAPL AND/OR WATER LEVEL IS ABOVE THE TOP OF THE GROUNDWATER MONITORING WELL SCREEN OR THE DEEPEST VAPOR MONITORING POINT SCREEN.

LEGEND

- GROUNDWATER MONITORING WELL LOCATION USED TO GENERATE GROUNDWATER CONTOURS
- GROUNDWATER PIEZOMETER LOCATION USED TO GENERATE GROUNDWATER CONTOURS
- VAPOR MONITORING POINT LOCATION (ELEVATION OF TOP OF THE DEEPEST VAPOR MONITORING POINT SCREEN)
- WRR GROUNDWATER DEPRESSION WELLS
- GROUNDWATER MONITORING WELL LOCATION NOT USED TO GENERATE GROUNDWATER CONTOURS
- GROUNDWATER PIEZOMETER LOCATION NOT USED TO GENERATE GROUNDWATER CONTOURS
- VAPOR MONITORING POINT LOCATION (NOT USED FOR QUARTERLY SAMPLING)
- –401– GROUNDWATER SURFACE CONTOUR NGVD (CONTOUR INTERVAL 0.5 FT)

TYDEMAN AVE
FIRST ST
SECOND ST
THIRD ST
FOURTH ST
FIFTH ST
SIXTH ST
SEVENTH ST
EIGHTH ST
RAND AVENUE
CHAFFER ST
HIGHWAY 111 (S. CENTRAL AVE)
1986 APPROXIMATE BENZENE RELEASE SITE
VILLAGE OF ROXANA
NORTH PROPERTY
WOOD RIVER REFINERY
MAIN PROPERTY
WEST PROPERTY
BP

T–13* 401.50
T–1* 401.23
MW–10* 401.22
VMP-47 415.07
MW–9* 401.28
VMP-1 404.70
ROST–4–PZ(A) 401.51
VMP-2 401.56
ROST–4–PZ(B) 401.77
P–55 400.71
VMP-33
P–60–11 401.12
ROST–4–PZ(D)
VMP-48 413.72
ROST–4–PZ(C) 401.24
VMP-20 404.17
ROST–4–PZ 401.61
P–60–12 400.34
P–60–12S
VMP-42 412.32
ROST–3–MW 400.79
VMP-46
ROST–4–PZ–(E) 401.94
P–60 400.38
P–60–S 401.52
W–77
ROST–4–PZ(F) 401.82
VMP-34
P–68* 400.44
T–24 400.12
VMP-49 412.35
ROST–4–PZ(G) 400.64
MW–11* 400.84
VMP-21 409.43
VMP-3 403.22
P–54 400.56
ROST–5–PZ NA
VMP-35
T–12* 400.04
P–60–13 400.88
P–60–13S
MW–17 399.82
MW–22 400.36
VMP-31 411.82
VMP-32 412.03
VMP-43 411.54
P–69 399.33
VMP-27
ROST–7–PZ
MW–18 399.79
VMP-26
W–85
P–70* 400.11
P–62
VMP-50 413.83
VMP-22 407.15
VMP-4 404.09
VMP-28
VMP-36
MW–19 399.89
P–74* 400.08
P–61* 400.02
ROST–21–PZ
P–59* 400.24
W–78
MW–16 400.34
VMP-44 413.35
GP–9–PZ 400.20
ROST–10–PZ
VMP-23 404.14
VMP-5 404.59
VMP-37
MW–12* 400.74
VMP-51 414.27
MW–20 400.01
P–56 400.37
VMP-45 413.82
MW–2* 400.67
VMP-38
W–79
VMP-6 405.18
MW–1* 400.70
VMP-52 413.73
VMP-24 407.53
VMP-39
VMP-7 405.68
T–6* 400.71
VMP-9 405.73
MW–21
VMP-54 403.65
VMP-8* 406.15
P–57 400.71
MW–3* 400.86
MW–4* 400.87
VMP-53 413.55
VMP-40
P–73 400.72
P–93A* 400.85
P–93B
P–93C
P–93D
VMP-41 407.47
VMP-18 ~434
VMP-19 ~438
MW–7* 401.00
P–72* 401.16
VMP-10 404.72
VMP-11 405.46
VMP-12 405.46
MW–5* 400.94
VMP-29* 394.66
VMP-30* 395.54
VMP-17 ~438.5
VMP-55* 400.55
MW–8* 400.90
VMP-13 406.03
P–58 401.12
VMP-25 400.77
VMP-14 405.94
VMP-16 405.95
VMP-15 404.46
P–66 401.30
401.34 MW–6A*
MW–6B
MW–6C
MW–6D
P–75 401.45
MW–13 401.20
MW–14* 401.73
W–81
P–117* 400.22
P–114
P–116* 400.35
P–115 400.71
P–119* 401.46
T–64 399.91
T–63 400.79
T–62 401.34
T–2
P–71 401.00
S–1 400.44
400
401

0 300
SCALE FEET
N

SHELL OIL PRODUCTS US SOIL VAPOR MONITORING PROGRAM ROXANA, ILLINOIS	PROJECT NO. 21562850
URS	
DRN. BY: djd April 2013 DSGN. BY: djd CHKD. BY: kh	1Q13 Vapor Port Screen Comparison to Groundwater Elevations
	FIG. NO. 4

File: P:\ENVIRONMENTAL\SHELL OIL PRODUCT US\SHELL OIL PRODUCTS US 2013\21562850 – ROXANA\21562850-5_SOIL VAPOR AND SVE_AND_ICE OPERATIONS\QUARTERLY MONITORING\1Q13\FIGURES\FIGURE 5 SUMMARY OF BENZENE SOIL VAPOR ANALYTICAL RESULTS (VILLAGE).DWG Last edited: APR. 25, 13 @ 2:03 p.m. by: david_deguire

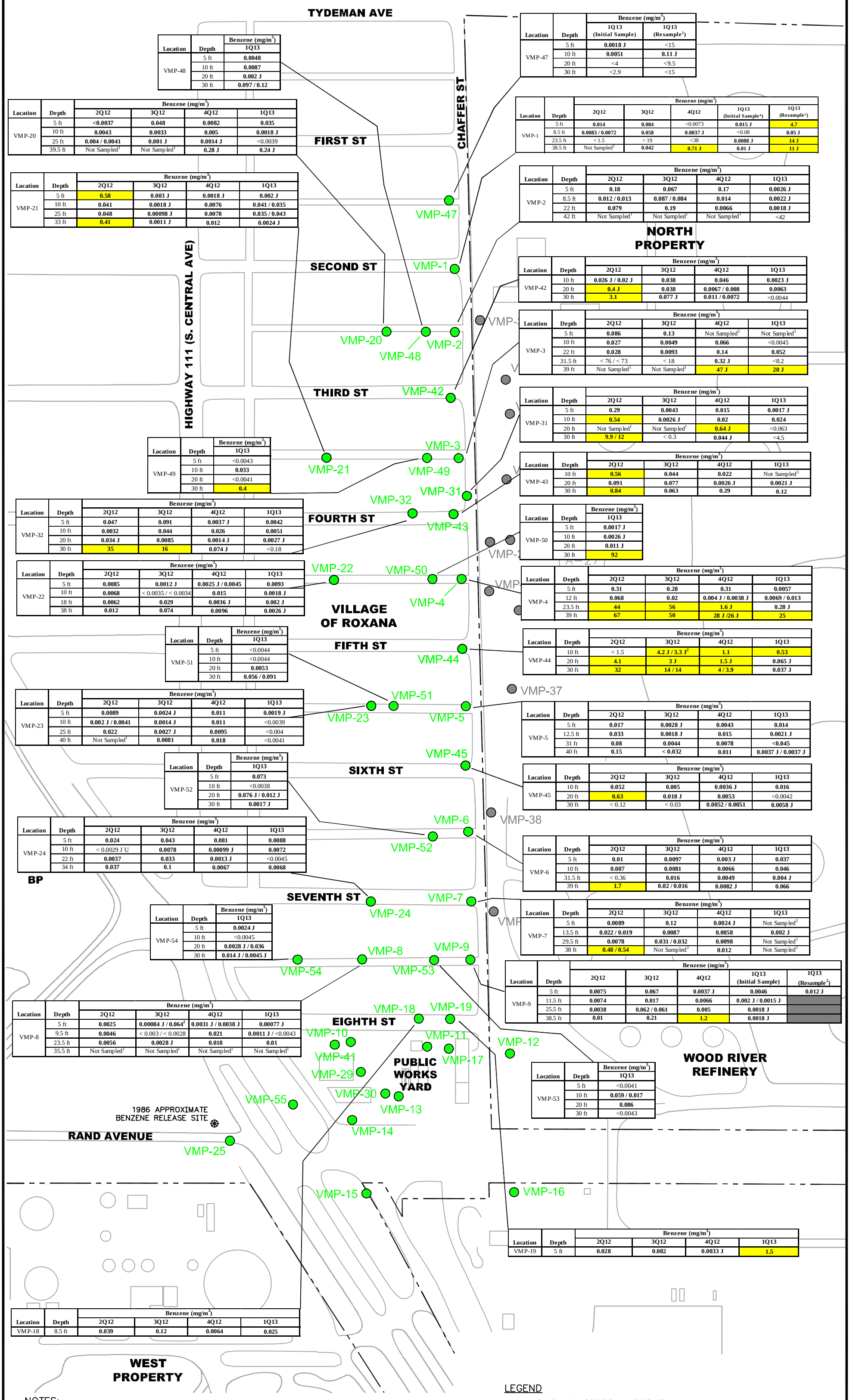

Location	Depth	Benzene (mg/m³) 1Q13
VMP-48	5 ft	0.0048
	10 ft	0.0087
	20 ft	0.002 J
	30 ft	0.097 / 0.12

Location	Depth	Benzene (mg/m³) 2Q12	3Q12	4Q12	1Q13
VMP-20	5 ft	<0.0037	0.048	0.0082	0.035
	10 ft	0.0043	0.0033	0.005	0.0018 J
	25 ft	0.004 / 0.0041	0.001 J	0.0014 J	<0.0039
	39.5 ft	Not Sampled[1]	Not Sampled[1]	0.28 J	0.24 J

Location	Depth	Benzene (mg/m³) 2Q12	3Q12	4Q12	1Q13
VMP-21	5 ft	0.58	0.003 J	0.0018 J	0.002 J
	10 ft	0.041	0.0018 J	0.0076	0.041 / 0.035
	25 ft	0.048	0.00098 J	0.0078	0.035 / 0.043
	33 ft	0.41	0.0011 J	0.012	0.0024 J

Location	Depth	Benzene (mg/m³) 1Q13 (Initial Sample)	1Q13 (Resample[5])
VMP-47	5 ft	0.0018 J	<15
	10 ft	0.0051	0.11 J
	20 ft	<4	<9.5
	30 ft	<2.9	<15

Location	Depth	Benzene (mg/m³) 2Q12	3Q12	4Q12	1Q13 (Initial Sample[4])	1Q13 (Resample[5])
VMP-1	5 ft	0.014	0.084	<0.0073	0.015 J	4.7
	8.5 ft	0.0083 / 0.0072	0.058	0.0037 J	<0.08	0.05 J
	23.5 ft	< 1.5	< 19	<38	0.0088 J	14 J
	38.5 ft	Not Sampled[3]	0.042	0.71 J	0.01 J	11 J

Location	Depth	Benzene (mg/m³) 2Q12	3Q12	4Q12	1Q13
VMP-2	5 ft	0.18	0.067	0.17	0.0026 J
	8.5 ft	0.012 / 0.013	0.087 / 0.084	0.014	0.0022 J
	22 ft	0.079	0.19	0.0066	0.0018 J
	42 ft	Not Sampled[1]	Not Sampled[1]	Not Sampled[1]	<42

Location	Depth	Benzene (mg/m³) 2Q12	3Q12	4Q12	1Q13
VMP-42	10 ft	0.026 J / 0.02 J	0.038	0.046	0.0023 J
	20 ft	0.4 J	0.038	0.0067 / 0.008	0.0063
	30 ft	3.1	0.077 J	0.011 / 0.0072	<0.0044

Location	Depth	Benzene (mg/m³) 2Q12	3Q12	4Q12	1Q13
VMP-3	5 ft	0.086	0.13	Not Sampled[3]	Not Sampled[3]
	10 ft	0.027	0.0049	0.066	<0.0045
	22 ft	0.028	0.0093	0.14	0.052
	31.5 ft	< 76 / < 73	< 18	0.32 J	<8.2
	39 ft	Not Sampled[1]	Not Sampled[1]	47 J	20 J

Location	Depth	Benzene (mg/m³) 2Q12	3Q12	4Q12	1Q13
VMP-31	5 ft	0.29	0.0043	0.015	0.0017 J
	10 ft	0.54	0.0026 J	0.02	0.024
	20 ft	Not Sampled[1]	Not Sampled[1]	0.64 J	<0.063
	30 ft	9.9 / 12	< 0.3	0.044 J	<4.5

Location	Depth	Benzene (mg/m³) 2Q12	3Q12	4Q12	1Q13
VMP-43	10 ft	0.56	0.044	0.022	Not Sampled[3]
	20 ft	0.091	0.077	0.0026 J	0.0021 J
	30 ft	0.84	0.063	0.29	0.12

Location	Depth	Benzene (mg/m³) 1Q13
VMP-50	5 ft	0.0017 J
	10 ft	0.0026 J
	20 ft	0.011 J
	30 ft	92

Location	Depth	Benzene (mg/m³) 2Q12	3Q12	4Q12	1Q13
VMP-4	5 ft	0.31	0.28	0.31	0.0057
	12 ft	0.068	0.02	0.004 J / 0.0038 J	0.0069 / 0.013
	23.5 ft	44	56	1.6 J	0.28 J
	39 ft	67	50	28 J /26 J	25

Location	Depth	Benzene (mg/m³) 2Q12	3Q12	4Q12	1Q13
VMP-44	10 ft	< 1.5	4.2 J / 3.3 J[2]	1.1	0.53
	20 ft	4.1	3 J	1.5 J	0.065 J
	30 ft	32	14 / 14	4 / 3.9	0.037 J

Location	Depth	Benzene (mg/m³) 2Q12	3Q12	4Q12	1Q13
VMP-5	5 ft	0.017	0.0028 J	0.0043	0.014
	12.5 ft	0.033	0.0018 J	0.015	0.0021 J
	31 ft	0.08	0.0044	0.0078	<0.045
	40 ft	0.15	< 0.032	0.011	0.0037 J / 0.0037 J

Location	Depth	Benzene (mg/m³) 2Q12	3Q12	4Q12	1Q13
VMP-45	10 ft	0.052	0.005	0.0036 J	0.016
	20 ft	0.63	0.018 J	0.0053	<0.0042
	30 ft	< 0.12	< 0.03	0.0052 / 0.0051	0.0058 J

Location	Depth	Benzene (mg/m³) 2Q12	3Q12	4Q12	1Q13
VMP-6	5 ft	0.01	0.0097	0.003 J	0.037
	10 ft	0.007	0.0081	0.0066	0.046
	31.5 ft	< 0.36	0.016	0.0049	0.004 J
	39 ft	1.7	0.02 / 0.016	0.0082 J	0.066

Location	Depth	Benzene (mg/m³) 2Q12	3Q12	4Q12	1Q13
VMP-7	5 ft	0.0089	0.12	0.0024 J	Not Sampled[3]
	13.5 ft	0.022 / 0.019	0.0087	0.0058	0.002 J
	29.5 ft	0.0078	0.031 / 0.032	0.0098	Not Sampled[3]
	38 ft	0.48 / 0.54	Not Sampled[3]	0.012	Not Sampled[3]

Location	Depth	Benzene (mg/m³) 2Q12	3Q12	4Q12	1Q13 (Initial Sample)	1Q13 (Resample[2])
VMP-9	5 ft	0.0075	0.067	0.0037 J	0.0046	0.012 J
	11.5 ft	0.0074	0.017	0.0066	0.002 J / 0.0015 J	
	25.5 ft	0.0038	0.062 / 0.061	0.005	0.0018 J	
	38.5 ft	0.01	0.21	1.2	0.0018 J	

Location	Depth	Benzene (mg/m³) 2Q12	3Q12	4Q12	1Q13
VMP-8	5 ft	0.0025	0.00084 J / 0.064[2]	0.0031 J / 0.0038 J	0.00077 J
	9.5 ft	0.0046	< 0.003 / < 0.0028	0.021	0.0011 J / <0.0043
	23.5 ft	0.0056	0.0028 J	0.018	0.01
	35.5 ft	Not Sampled[1]	Not Sampled[1]	Not Sampled[1]	Not Sampled[1]

Location	Depth	Benzene (mg/m³) 1Q13
VMP-53	5 ft	<0.0041
	10 ft	0.059 / 0.017
	20 ft	0.086
	30 ft	<0.0043

Location	Depth	Benzene (mg/m³) 1Q13
VMP-49	5 ft	<0.0043
	10 ft	0.033
	20 ft	<0.0041
	30 ft	0.4

Location	Depth	Benzene (mg/m³) 2Q12	3Q12	4Q12	1Q13
VMP-32	5 ft	0.047	0.091	0.0037 J	0.0042
	10 ft	0.0032	0.044	0.026	0.0051
	20 ft	0.034 J	0.0085	0.0014 J	0.0027 J
	30 ft	35	16	0.074 J	<0.18

Location	Depth	Benzene (mg/m³) 2Q12	3Q12	4Q12	1Q13
VMP-22	5 ft	0.0085	0.0012 J	0.0025 J / 0.0045	0.0093
	10 ft	0.0068	< 0.0035 / < 0.0034	0.015	0.0018 J
	18 ft	0.0062	0.029	0.0036 J	0.002 J
	38 ft	0.012	0.074	0.0096	0.0026 J

Location	Depth	Benzene (mg/m³) 1Q13
VMP-51	5 ft	<0.0044
	10 ft	<0.0044
	20 ft	0.0053
	30 ft	0.056 / 0.091

Location	Depth	Benzene (mg/m³) 2Q12	3Q12	4Q12	1Q13
VMP-23	5 ft	0.0089	0.0024 J	0.011	0.0019 J
	10 ft	0.002 J / 0.0041	0.0014 J	0.011	<0.0039
	25 ft	0.022	0.0027 J	0.0095	<0.004
	40 ft	Not Sampled[1]	0.0081	0.018	<0.0041

Location	Depth	Benzene (mg/m³) 1Q13
VMP-52	5 ft	0.073
	10 ft	<0.0038
	20 ft	0.076 J / 0.012 J
	30 ft	0.0017 J

Location	Depth	Benzene (mg/m³) 2Q12	3Q12	4Q12	1Q13
VMP-24	5 ft	0.024	0.043	0.081	0.0088
	10 ft	< 0.0029 J U	0.0078	0.00099 J	0.0072
	22 ft	0.0037	0.033	0.0013 J	<0.0045
	34 ft	0.037	0.1	0.0067	0.0068

Location	Depth	Benzene (mg/m³) 1Q13
VMP-54	5 ft	0.0024 J
	10 ft	<0.0045
	20 ft	0.0028 J / 0.036
	30 ft	0.014 J / 0.0045 J

Location	Depth	Benzene (mg/m³) 2Q12	3Q12	4Q12	1Q13
VMP-19	5 ft	0.028	0.082	0.0033 J	1.5

Location	Depth	Benzene (mg/m³) 2Q12	3Q12	4Q12	1Q13
VMP-18	8.5 ft	0.039	0.12	0.0064	0.025

NOTES:

1. Not Sampled[1] = VMP SCREEN SUBMERGED BELOW WATER TABLE. NO SAMPLE COLLECTED.
2. Resample[2] = VMP RESAMPLED DUE TO ISSUES WITH CANISTER AT THE LABORATORY.
3. Not Sampled[3] = FAILED HELIUM LEAK TEST.
4. DATA NOT REPRESENTATIVE BASED ON INTEGRITY ASSESSMENT[4].
5. GRAB SAMPLE TAKEN[5].
6. J = RESULT IS ESTIMATED
   < = NOT DETECTED AT INDICATED REPORTING LIMIT.
7. MULTIPLE RESULTS (e.g., 44Ø/41Ø) INDICATE DUPLICATE SAMPLES.
8. VMP–47 THROUGH VMP–55 WERE ADDED TO THE QUARTERLY ROXANA SOIL VAPOR MONITORING PROGRAM IN 1Q13.

LEGEND

- VAPOR MONITORING POINT LOCATION
- VAPOR MONITORING POINT LOCATION (NOT USED FOR QUARTERLY SAMPLING)
- BENZENE CONCENTRATION > SCREENING CRITERION (Ø.37 mg/m³), FOR RESIDENTIAL.

Ø 2ØØ
SCALE FEET

N

SHELL OIL PRODUCTS US SOIL VAPOR MONITORING PROGRAM ROXANA, ILLINOIS		PROJECT NO. 21562850
URS		
DRN. BY: djd April 2013 DSGN. BY: djd CHKD. BY: kh	1Q13 Summary of Benzene Soil Vapor Analytical Results – Village of Roxana	FIG. NO. 5

LEGEND

- VAPOR MONITORING POINT LOCATION
- VAPOR MONITORING POINT LOCATION (NOT USED FOR QUARTERLY SAMPLING)
- BENZENE CONCENTRATION > SCREENING CRITERION (2.8 mg/m³), FOR INDUSTRIAL/COMMERCIAL.

NOTES:

1. Not Sampled[1] = VMP SCREEN SUBMERGED BELOW WATER TABLE. NO SAMPLE COLLECTED.
2. Not Sampled[3] = FAILED HELIUM LEAK TEST.
3. J = RESULT IS ESTIMATED
   < = NOT DETECTED AT INDICATED REPORTING LIMIT.
4. MULTIPLE RESULTS (e.g., 440/410) INDICATE DUPLICATE SAMPLES.
5. VMP-47 THROUGH VMP-55 WERE ADDED TO THE QUARTERLY ROXANA SOIL VAPOR MONITORING PROGRAM IN 1Q13.

VMP-34 VMP-3 VMP-21 VMP-49 VMP-35 VMP-31 VMP-32 VMP-43 VMP-27 VMP-26 VMP-50 VMP-22 VMP-4 VMP-28 VMP-36 VMP-44 VMP-37 VMP-51 VMP-5 VMP-45 VMP-38 VMP-6 VMP-7 VMP-39 VMP-54 VMP-8 VMP-53 VMP-40 VMP-18 VMP-19 VMP-41 VMP-10 VMP-11 VMP-17 VMP-12 VMP-29 VMP-13 VMP-55 VMP-30 VMP-14 VMP-25 VMP-15 VMP-16

A–28 A–27

FOURTH ST
FIFTH ST
SIXTH ST
SEVENTH ST
EIGHTH ST
CHAFFER ST
HIGHWAY 111 (S. CENTRAL AVE)

VILLAGE
VILLAGE OF ROXANA
NORTH PROPERTY
WOOD RIVER REFINERY
PUBLIC WORKS YARD
MAIN PROPERTY
WEST PROPERTY
BP
RAND AVENUE

1986 APPROXIMATE BENZENE RELEASE SITE

Location	Depth	Benzene (mg/m³) 2Q12	3Q12	4Q12	1Q13
VMP-10	5 ft	0.0078	0.0025 J	1.9	0.0017 J / <0.005
	10 ft	0.0096	0.01	0.95	0.018
	20 ft	0.011	0.0084	0.16	0.0078
	30 ft	0.0039	0.013	0.029	0.0091

Location	Depth	Benzene (mg/m³) 2Q12	3Q12	4Q12	1Q13
VMP-11	5 ft	0.061	0.006	0.003 J	<0.23
	8 ft	0.11	0.0017 J	0.012 / 0.012	<0.31
	29 ft	0.14	0.018	0.0015 J	0.049
	38 ft	370 / 380	170	0.01	0.0074

Location	Depth	Benzene (mg/m³) 2Q12	3Q12	4Q12	1Q13
VMP-41	10 ft		0.16	0.034	0.0018 J
	20 ft		0.039 / 0.044	0.027 / 0.027	0.0044 J
	30 ft		0.34	0.041	0.0077

Location	Depth	Benzene (mg/m³) 2Q12	3Q12	4Q12	1Q13
VMP-17	5 ft	0.021	0.11	0.0043 J	0.71 / 1

Location	Depth	Benzene (mg/m³) 2Q12	3Q12	4Q12	1Q13
VMP-29	10 ft		< 0.034	0.47	0.053
	20 ft		0.066 J / 0.047 J	0.12	0.026
	30 ft		0.057 J	0.11 J	0.084
	40 ft		Not Sampled[1]	Not Sampled[1]	Not Sampled[1]

Location	Depth	Benzene (mg/m³) 2Q12	3Q12	4Q12	1Q13
VMP-30	10 ft		0.016 J	0.016	0.0018 J
	20 ft		2.1	0.35	0.11
	30 ft		7.2	5.4	1.4
	40 ft		Not Sampled[1]	Not Sampled[1]	Not Sampled[1]

Location	Depth	Benzene (mg/m³) 2Q12	3Q12	4Q12	1Q13
VMP-25	5 ft	0.066	0.21	0.0017 J	0.0048
	9.5 ft	Not Sampled[1]	Not Sampled[1]	Not Sampled[1]	Not Sampled[1]
	21 ft	37	48	48 J	95
	31 ft	Not Sampled[1]	Not Sampled[1]	Not Sampled[1]	90

Location	Depth	Benzene (mg/m³) 1Q13
VMP-55	5 ft	Not Sampled[1]
	10 ft	Not Sampled[1]
	20 ft	1.3 J
	30 ft	Not Sampled[1]

Location	Depth	Benzene (mg/m³) 2Q12	3Q12	4Q12	1Q13
VMP-13	5 ft	0.0027 J	0.0039 / 0.004	0.017	0.0038 J
	10.5 ft	0.0088	0.0078	0.025 / 0.023	0.0021 J
	21.5 ft	0.098	0.009	0.088	0.0088
	29.5 ft	2,300	2,600	630	580

Location	Depth	Benzene (mg/m³) 2Q12	3Q12	4Q12	1Q13
VMP-15	5 ft	0.063	0.005	0.013	0.004 J
	21.5 ft	0.91	0.25 J	0.24 J / 0.24 J	0.0077 J
	25.5 ft	Not Sampled[2]	0.024 J	0.034	<0.14
	29 ft	Not Sampled[1]	0.17 J	0.026	<0.086

Location	Depth	Benzene (mg/m³) 2Q12	3Q12	4Q12	1Q13
VMP-14	5 ft	0.026	0.43	0.025	<0.0043
	11.5 ft	0.0068 / 0.0068	< 1	0.0039 J	<0.0041
	20 ft	13,000	13,000	9,400	12,000
	29 ft	22,000	21,000	9,400	13,000 J / 54,000 J

SCALE 0 200 FEET

N

SHELL OIL PRODUCTS US
SOIL VAPOR MONITORING PROGRAM
ROXANA, ILLINOIS

PROJECT NO. 21562850

URS

DRN. BY: djd April 2013
DSGN. BY: djd
CHKD. BY: kh

1Q13 Summary of Benzene Soil Vapor Analytical Results– Roxana Public Works Yard Area

FIG. NO. 6

File: P:\ENVIRONMENTAL\SHELL OIL PRODUCT US\SHELL OIL PRODUCTS US 2013\21562850 – ROXANA\21562850-5_SOIL VAPOR AND SVE_AND_ICE OPERATIONS\QUARTERLY MONITORING\1Q13\FIGURES\FIGURE 6 SUMMARY OF BENZENE SOIL VAPOR ANALYTICAL RESULTS (PUBLIC WORKS YARD).DWG Last edited: APR. 25, 13 @ 2:08 p.m. by: david_deguire

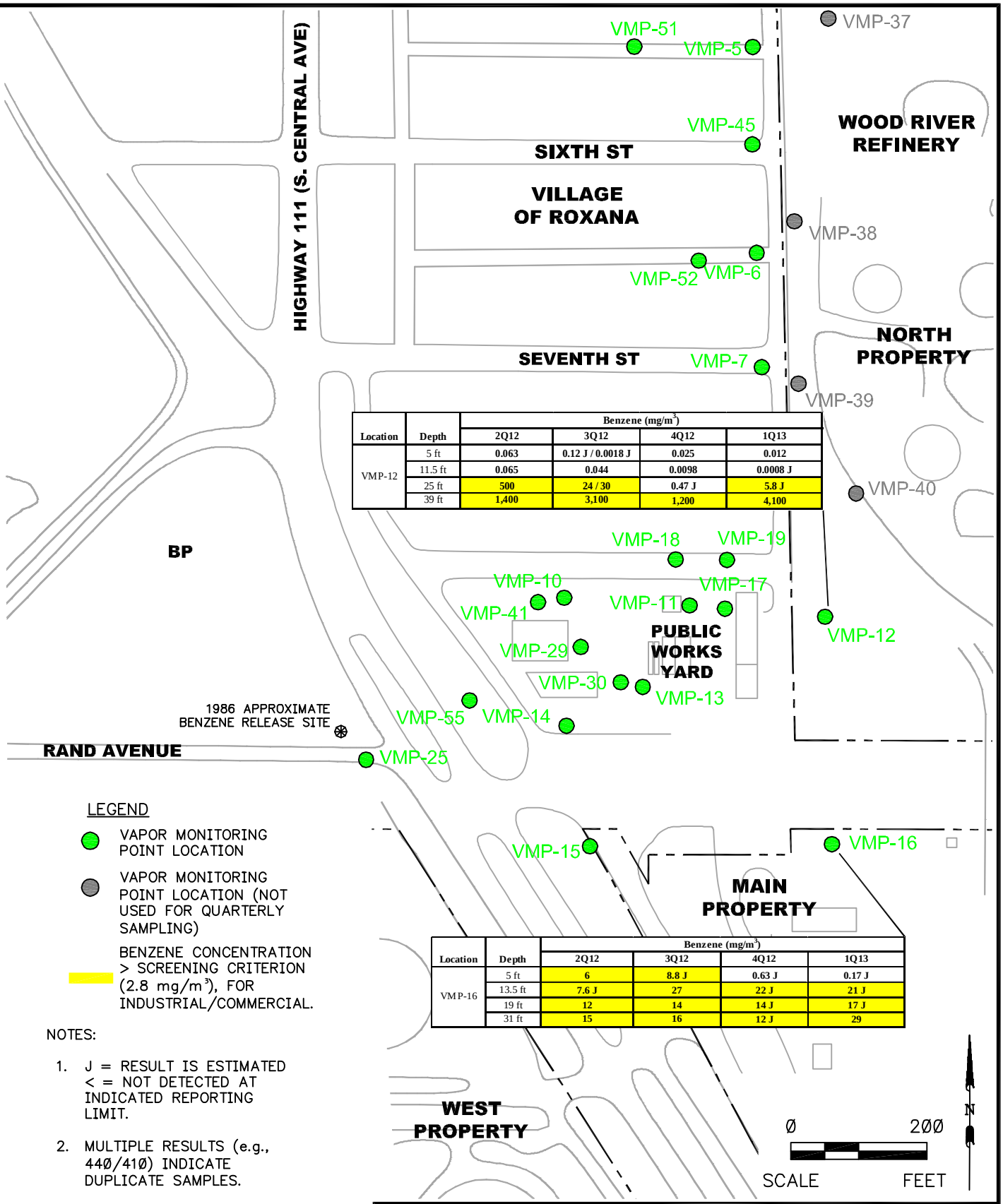

Location	Depth	Benzene (mg/m³) 2Q12	3Q12	4Q12	1Q13
VMP-12	5 ft	0.063	0.12 J / 0.0018 J	0.025	0.012
	11.5 ft	0.065	0.044	0.0098	0.0008 J
	25 ft	500	24 / 30	0.47 J	5.8 J
	39 ft	1,400	3,100	1,200	4,100

Location	Depth	Benzene (mg/m³) 2Q12	3Q12	4Q12	1Q13
VMP-16	5 ft	6	8.8 J	0.63 J	0.17 J
	13.5 ft	7.6 J	27	22 J	21 J
	19 ft	12	14	14 J	17 J
	31 ft	15	16	12 J	29

LEGEND

- VAPOR MONITORING POINT LOCATION
- VAPOR MONITORING POINT LOCATION (NOT USED FOR QUARTERLY SAMPLING)
- BENZENE CONCENTRATION > SCREENING CRITERION (2.8 mg/m³), FOR INDUSTRIAL/COMMERCIAL.

NOTES:

1. J = RESULT IS ESTIMATED < = NOT DETECTED AT INDICATED REPORTING LIMIT.
2. MULTIPLE RESULTS (e.g., 440/410) INDICATE DUPLICATE SAMPLES.
3. VMP-47 THROUGH VMP-55 WERE ADDED TO THE QUARTERLY ROXANA SOIL VAPOR MONITORING PROGRAM IN 1Q13.

SHELL OIL PRODUCTS US
SOIL VAPOR MONITORING PROGRAM
ROXANA, ILLINOIS

PROJECT NO. 21562850

URS

DRN. BY: djd April 2013
DSGN. BY: djd
CHKD. BY: kh

1Q13 Summary of Benzene Soil Vapor Analytical Results – WRR

FIG. NO. 7

File: P:\ENVIRONMENTAL\SHELL OIL PRODUCT US\SHELL OIL PRODUCTS US 2013\21562850 - ROXANA\21562850-5_SOIL VAPOR AND SVE_AND_ICE OPERATIONS\QUARTERLY MONITORING\1Q13\FIGURES\FIGURE 7 SUMMARY OF BENZENE SOIL VAPOR ANALYTICAL RESULTS (WRR).DWG Last edited: APR. 19, 13 @ 08:44 a.m. by: david_deguire

PLAN VIEW (DEPICTING OFFSETS)

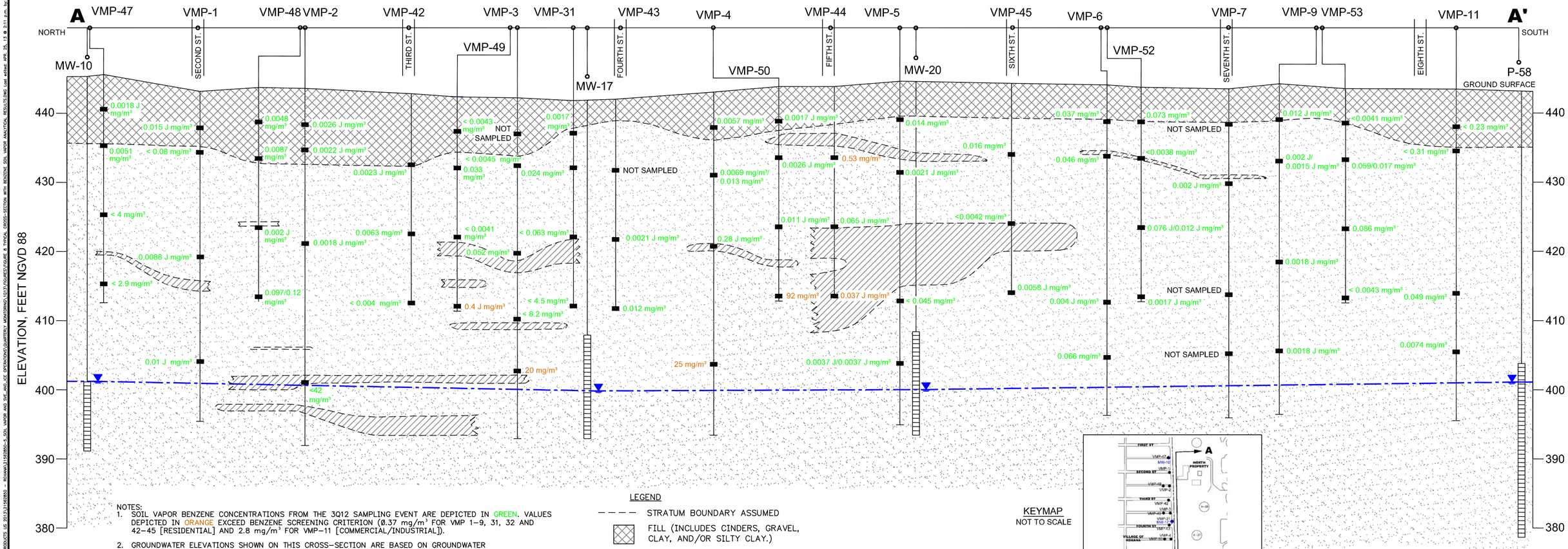

NOTES:
1. SOIL VAPOR BENZENE CONCENTRATIONS FROM THE 3Q12 SAMPLING EVENT ARE DEPICTED IN GREEN. VALUES DEPICTED IN ORANGE EXCEED BENZENE SCREENING CRITERION (0.37 mg/m³ FOR VMP 1–9, 31, 32 AND 42–45 [RESIDENTIAL] AND 2.8 mg/m³ FOR VMP–11 [COMMERCIAL/INDUSTRIAL]).
2. GROUNDWATER ELEVATIONS SHOWN ON THIS CROSS–SECTION ARE BASED ON GROUNDWATER GAUGING DATA COLLECTED ON JANUARY 2–4 AND 7–8, 2013. ADDITIONAL GAUGING ACTIVITIES WERE CONDUCTED ON JANUARY 23 2013 FOR NEWLY INSTALLED GROUNDWATER MONITORING WELLS IN THE VILLAGE OF ROXANA.
3. THIS CROSS–SECTION IS PRIMARILY BASED ON THE INTERPRETATION OF CPT DATA COLLECTED BY URS DURING THE 2006 AND 2009 INVESTIGATION ACTIVITIES. BORING LOGS DEVELOPED DURING OTHER DRILLING TECHNIQUES (E.G. AUGER AND GEOPROBE) WERE USED TO SUPPLEMENT CPT DATA.
4. THE DEPTH AND THE THICKNESS OF INDIVIDUAL STRATA WERE OBSERVED IN CPT LOGS GENERATED AT NEARBY LOCATIONS. THEREFORE, WELL SCREENS MAY APPEAR TO BE PARTIALLY WITHIN CLAY LAYERS OR SHALLOW/DEEPER WITHIN A PERMEABLE STRATUM THAN ACTUAL CONDITIONS DUE TO MAP PROJECTIONS.
5. CROSS–SECTION TRACE LINE SHOWS DISTANCE AND DIRECTION EACH POINT WAS PROJECTED TO CONSTRUCT THIS CROSS–SECTION.

LEGEND

- STRATUM BOUNDARY ASSUMED
- FILL (INCLUDES CINDERS, GRAVEL, CLAY, AND/OR SILTY CLAY.)
- CLAY PROJECTED BETWEEN POINTS (INCLUDES SILTY CLAY AND SANDY CLAY)
- SAND PROJECTED BETWEEN POINTS (INCLUDES SILTY SAND AND CLAYEY SAND)
- VAPOR PORT SCREENS
- GROUNDWATER WELL SCREEN
- GROUNDWATER WATER LEVEL
- POTENTIOMETRIC SURFACE – ESTIMATED

KEYMAP
NOT TO SCALE

Ø 10
VERTICAL SCALE FEET

Ø 100
APPROXIMATE HORIZONTAL SCALE FEET

SHELL OIL PRODUCTS US
SOIL VAPOR MONITORING PROGRAM
ROXANA, ILLINOIS

PROJECT NO. 21562850

URS

DRN. BY: djd April 2013
DSGN. BY: djd
CHKD. BY: kh

1Q13 Cross–Section with Benzene Soil Vapor Analytical Results – Chaffer Street

FIG. NO. 8

File: P:\ENVIRONMENTAL\SHELL OIL PRODUCT US\SHELL OIL PRODUCTS US 2013\21562850 – ROXANA\21562850–5_SOIL VAPOR AND SVE AND ICE OPERATIONS\QUARTERLY MONITORING\1Q13\FIGURES\FIGURE 8 TYPICAL CROSS–SECTION WITH BENZENE SOIL VAPOR ANALYTICAL RESULTS.DWG Last edited APR. 25, 13 @ 2:11 p.m. by: dsvis_dbguire

File: P:\ENVIRONMENTAL\SHELL OIL PRODUCT US\SHELL OIL PRODUCTS US 2013\21562850 – ROXANA\21562850-5_SOIL VAPOR AND SVE_AND_ICE OPERATIONS\QUARTERLY MONITORING\1Q13\FIGURES\FIGURE 9 SUMMARY OF SOIL VAPOR BENZENE-5FT BGS.DWG Last edited: APR. 19, 13 @ 08:47 a.m. by: david_deguire

LEGEND

- VAPOR MONITORING POINT
- VAPOR MONITORING POINT LOCATIONS (NOT USED FOR QUARTERLY SAMPLING)
- EXTENT OF EVS MODEL DATA SET
- MODELED SOIL VAPOR CONCENTRATION BENZENE (mg/m^3)

NOTE:

1. IMAGES GENERATED UTILIZING CTECH ENVIRONMENTAL VISUALIZATION SYSTEM MODELING SOFTWARE. CONCENTRATIONS BETWEEN KNOWN DATA POINTS (E.G. VMP WELLS) ARE INTERPOLATIONS AND EXTRAPOLATIONS OF THE MEASURED DATA.
2. THE LOWEST CONCENTRATION CONTOUR REPRESENTS THE SCREENING CRITERION FOR RESIDENTIAL PROPERTIES (Ø.37 mg/m^3).
3. DATA SHOWN REPRESENT A HORIZONTAL SLICE OF A 3D MODEL.
4. SOME INTERPRETATION WAS COMPLETED UTILIZING PROFESSIONAL JUDGMENT AND CONTOUR LINES WERE MODIFIED BY HAND (e.g., DASH LINES).
5. NON-DETECT VALUES ARE MODELED AT 1/2 THE REPORTING LIMIT.
6. VMP-47 THROUGH VMP-55 WERE ADDED TO THE QUARTERLY ROXANA SOIL VAPOR MONITORING PROGRAM IN 1Q13.

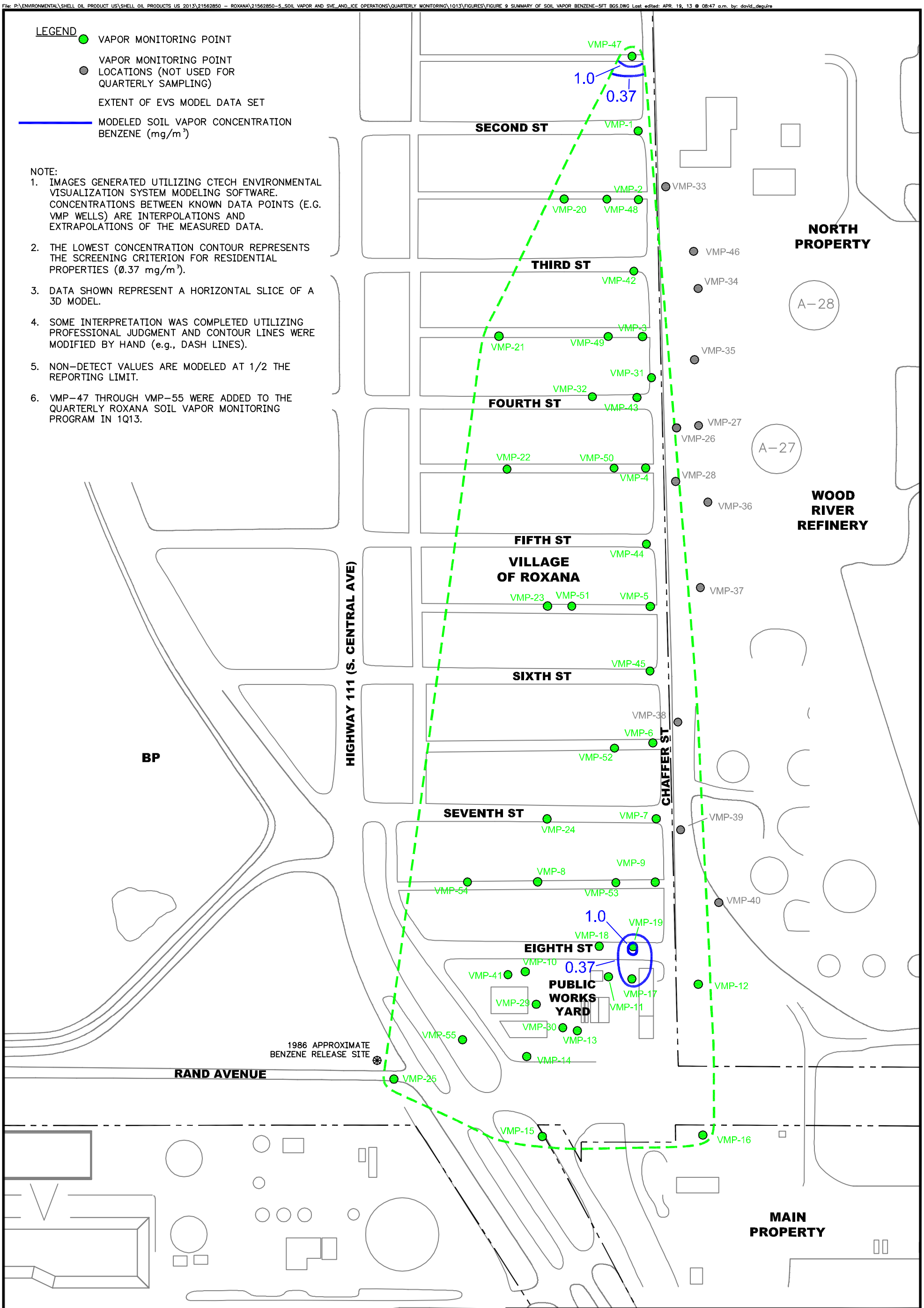

SHELL OIL PRODUCTS US SOIL VAPOR MONITORING PROGRAM ROXANA, ILLINOIS		PROJECT NO. 21562850
URS		
DRN. BY: djd April 2013 DSGN. BY: djd/nm CHKD. BY: kh	1Q13 Benzene Soil Vapor Distribution– 5 ft bgs	FIG. NO. 9

File: P:\ENVIRONMENTAL\SHELL OIL PRODUCT US\SHELL OIL PRODUCTS US 2013\21562850 – ROXANA\21562850-5_SOIL VAPOR AND SVE_AND_ICE OPERATIONS\QUARTERLY MONITORING\1Q13\FIGURES\FIGURE 10 SUMMARY OF SOIL VAPOR BENZENE 10FT BGS.DWG Last edited: APR. 19, 13 @ 08:47 a.m. by: david_deguire

LEGEND

- VAPOR MONITORING POINT
- VAPOR MONITORING POINT LOCATIONS (NOT USED FOR QUARTERLY SAMPLING)
- EXTENT OF EVS MODEL DATA SET
- MODELED SOIL VAPOR CONCENTRATION BENZENE (mg/m^3)

NOTE:

1. IMAGES GENERATED UTILIZING CTECH ENVIRONMENTAL VISUALIZATION SYSTEM MODELING SOFTWARE. CONCENTRATIONS BETWEEN KNOWN DATA POINTS (E.G. VMP WELLS) ARE INTERPOLATIONS AND EXTRAPOLATIONS OF THE MEASURED DATA.
2. THE LOWEST CONCENTRATION CONTOUR REPRESENTS THE SCREENING CRITERION FOR RESIDENTIAL PROPERTIES (Ø.37 mg/m^3).
3. DATA SHOWN REPRESENT A HORIZONTAL SLICE OF A 3D MODEL.
4. SOME INTERPRETATION WAS COMPLETED UTILIZING PROFESSIONAL JUDGMENT AND CONTOUR LINES WERE MODIFIED BY HAND (e.g., DASH LINES).
5. NON-DETECT VALUES ARE MODELED AT 1/2 THE REPORTING LIMIT.
6. VMP-47 THROUGH VMP-55 WERE ADDED TO THE QUARTERLY ROXANA SOIL VAPOR MONITORING PROGRAM IN 1Q13.

VMP-47 VMP-1 VMP-33 VMP-2 VMP-20 VMP-48 VMP-46 VMP-42 VMP-34 VMP-21 VMP-49 VMP-3 VMP-35 VMP-31 VMP-32 VMP-43 VMP-27 VMP-26 VMP-22 VMP-50 VMP-4 VMP-28 VMP-36 0.37 VMP-44 VMP-37 VMP-23 VMP-51 VMP-5 VMP-45 VMP-38 VMP-6 VMP-52 VMP-7 VMP-39 VMP-24 VMP-9 VMP-8 VMP-54 VMP-53 VMP-40 VMP-18 VMP-19 VMP-41 VMP-11 VMP-10 VMP-17 VMP-12 VMP-29 VMP-30 VMP-13 VMP-55 VMP-14 VMP-25 0.37 1.0 VMP-15 VMP-16

SECOND ST
THIRD ST
FOURTH ST
FIFTH ST
SIXTH ST
SEVENTH ST
EIGHTH ST
HIGHWAY 111 (S. CENTRAL AVE)
CHAFFER ST
RAND AVENUE
1986 APPROXIMATE BENZENE RELEASE SITE
VILLAGE OF ROXANA
PUBLIC WORKS YARD
NORTH PROPERTY
WOOD RIVER REFINERY
MAIN PROPERTY
WEST PROPERTY
BP
A–28
A–27

Ø 200Ø
SCALE FEET
N

SHELL OIL PRODUCTS US SOIL VAPOR MONITORING PROGRAM ROXANA, ILLINOIS	PROJECT NO. 21562850
URS	
DRN. BY:djd April 2013 DSGN. BY:nm CHKD. BY:kh	1Q13 Benzene Soil Vapor Distribution– 10 ft bgs FIG. NO. 10

File: P:\ENVIRONMENTAL\SHELL OIL PRODUCT US\SHELL OIL PRODUCTS US 2013\21562850 – ROXANA\21562850-5_SOIL VAPOR AND SVE_AND_ICE OPERATIONS\QUARTERLY MONITORING\1Q13\FIGURES\FIGURE 11 SUMMARY OF SOIL VAPOR BENZENE 25FT BGS.DWG Last edited: APR. 19, 13 @ 08:48 a.m. by: david_deguire

LEGEND

- VAPOR MONITORING POINT
- VAPOR MONITORING POINT LOCATIONS (NOT USED FOR QUARTERLY SAMPLING)
- EXTENT OF EVS MODEL DATA SET
- MODELED SOIL VAPOR CONCENTRATION BENZENE (mg/m^3)

NOTE:

1. IMAGES GENERATED UTILIZING CTECH ENVIRONMENTAL VISUALIZATION SYSTEM MODELING SOFTWARE. CONCENTRATIONS BETWEEN KNOWN DATA POINTS (E.G. VMP WELLS) ARE INTERPOLATIONS AND EXTRAPOLATIONS OF THE MEASURED DATA.
2. THE LOWEST CONCENTRATION CONTOUR REPRESENTS THE SCREENING CRITERION FOR RESIDENTIAL PROPERTIES (Ø.37 mg/m^3).
3. DATA SHOWN REPRESENT A HORIZONTAL SLICE OF A 3D MODEL.
4. SOME INTERPRETATION WAS COMPLETED UTILIZING PROFESSIONAL JUDGMENT AND CONTOUR LINES WERE MODIFIED BY HAND (e.g., DASH LINES).
5. NON-DETECT VALUES ARE MODELED AT 1/2 THE REPORTING LIMIT.
6. VMP-47 THROUGH VMP-55 WERE ADDED TO THE QUARTERLY ROXANA SOIL VAPOR MONITORING PROGRAM IN 1Q13.

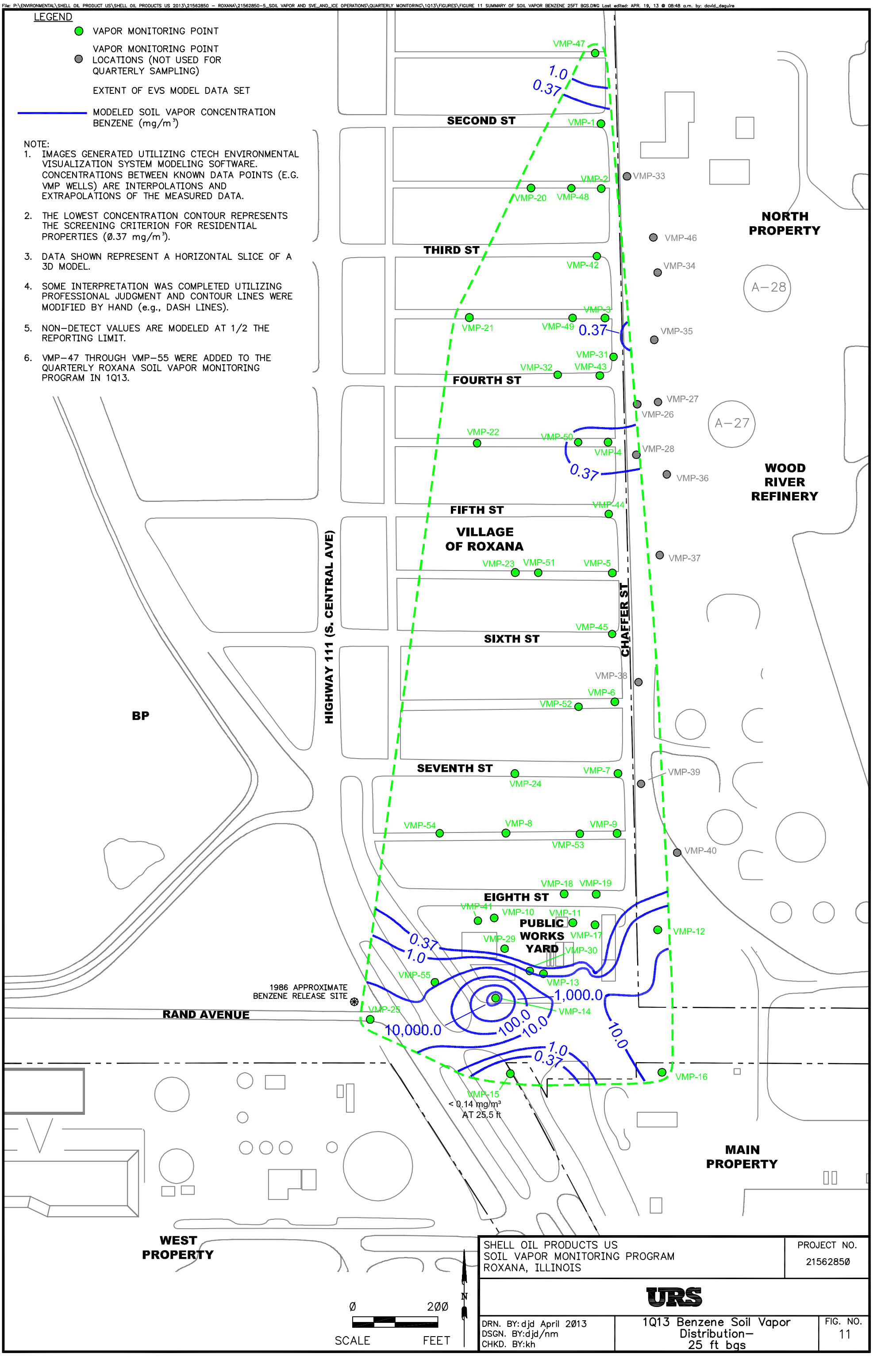

SHELL OIL PRODUCTS US SOIL VAPOR MONITORING PROGRAM ROXANA, ILLINOIS		PROJECT NO. 21562850
URS		
DRN. BY: djd April 2013 DSGN. BY: djd/nm CHKD. BY: kh	1Q13 Benzene Soil Vapor Distribution– 25 ft bgs	FIG. NO. 11

File: P:\ENVIRONMENTAL\SHELL OIL PRODUCT US\SHELL OIL PRODUCTS US 2013\21562850 – ROXANA\21562850-5_SOIL VAPOR AND SVE_AND_ICE OPERATIONS\QUARTERLY MONITORING\1Q13\FIGURES\FIGURE 12 DISSOLVED PHASE BENZENE CONCENTRATIONS IN GROUNDWATER.DWG Last edited: APR. 19, 13 @ 08:49 a.m. by: david_deguire

LEGEND

- GROUNDWATER MONITORING WELL SAMPLING LOCATION
- GROUNDWATER MONITORING WELL LOCATION NOT SAMPLED
- GROUNDWATER MONITORING WELL LNAPL THICKNESS
- GROUNDWATER PIEZOMETER SAMPLING LOCATION
- GROUNDWATER PIEZOMETER LOCATION NOT SAMPLED
- GROUNDWATER PIEZOMETER LNAPL THICKNESS
- LNAPL THICKNESS CONTOUR (FEET)
- EXTENT OF EVS MODEL DATA SET
- 50.0 GROUNDWATER CONCENTRATION BENZENE (mg/L)

LNAPL THICKNESS WAS MEASURED DURING THE COMPREHENSIVE GROUNDWATER MONITORING GAUGING EVENT ON JANUARY 2–4 AND 7–8, 2013. LNAPL THICKNESS WAS ALSO MEASURED DURING ADDITIONAL GAUGING ACTIVITIES CONDUCTED ON JANUARY 23, 2013 AND FEBRUARY 11, 2013 FOR NEWLY INSTALLED GROUNDWATER MONITORING WELLS IN THE VILLAGE OF ROXANA. REFER TO TABLE 1 FOR GROUNDWATER GAUGING INFORMATION.

NOTES:

1. IMAGES GENERATED UTILIZING CTECH ENVIRONMENTAL VISUALIZATION SYSTEM MODELING SOFTWARE. CONCENTRATIONS BETWEEN KNOWN DATA POINTS (E.G. GROUNDWATER MONITORING WELLS) ARE INTERPOLATIONS AND EXTRAPOLATIONS OF THE MEASURED DATA. SOME INTERPRETATION WAS COMPLETED UTILIZING PROFESSIONAL JUDGEMENT AND CONTOUR LINES WERE MODIFIED BY HAND.
2. ALL RESULTS SHOWN IN mg/L.
3. ANALYTICAL REPORTING LIMITS ARE SHOWN FOR SAMPLES WITH NON-DETECT RESULTS (e.g., <Ø.ØØØ5 mg/L).
4. J = THE TARGET ANALYTE WAS DETECTED BELOW THE REPORTING LIMIT AND THE RESULT IS ESTIMATED.
   U = RESULTS IS NON-DETECT.
5. NON-DETECT VALUES ARE MODELED AT HALF THE REPORTING LIMIT.
6. MULTIPLE RESULTS (e.g. 123Ø/132Ø) INDICATE DUPLICATE SAMPLES.
7. GROUNDWATER MONITORING WELLS MW-16 AND MW-22 WERE ADDED TO THE GROUNDWATER MONITORING PROGRAM IN 1Q13.
8. PIEZOMETER ROST-3-PZ WAS REPLACED BY GROUNDWATER MONITORING WELL ROST-3-MW DURING 4Q12.
9. GROUNDWATER MONITORING WELL P-55 WAS REPLACED DURING 4Q12.

SECOND ST
THIRD ST
FOURTH ST
FIFTH ST
SIXTH ST
SEVENTH ST
EIGHTH ST
HIGHWAY 111 (S. CENTRAL AVE)
CHAFFER ST
VILLAGE OF ROXANA
BP
NORTH PROPERTY
WOOD RIVER REFINERY
MAIN PROPERTY
WEST PROPERTY
PUBLIC WORKS YARD
RAND AVENUE
1986 APPROXIMATE BENZENE RELEASE SITE

MW-9 <Ø.ØØØ5
MW-10 <Ø.ØØØ5/Ø.ØØ3
P-55 Ø.571/Ø.538
P-6Ø-11
ROST-4-PZ(C) <Ø.ØØØ5
ROST-3-MW Ø.ØØ51J
ROST-4-PZ
ROST-4-PZ(E)
P-6Ø-S Ø.61
0.10
P-6Ø
P-68 Ø.4
A-28
1.00
T-24 2.5
MW-11 <Ø.ØØØ5
P-54 <Ø.ØØØ5
MW-17
T-12 2.Ø3
P-69
MW-22 2.12/2.Ø9
P-7Ø
A-27
MW-18
MW-19
P-59 12.1
P-74 4.99
1.00
P-61 2.13
MW-16 Ø.ØØØ57J
MW-12 <Ø.ØØØ5
MW-2Ø
P-56 Ø.191
MW-1 <Ø.ØØØ5
MW-2 Ø.Ø192
T-6
MW-3 Ø.ØØ14
MW-4 9.Ø4J/8.96J 21.4
MW-21
P-57 114
P-93A 1Ø1/98.5
P-93B 415
P-93C <Ø.ØØØ5
P-93D Ø.1Ø6
MW-5 Ø.ØØ72
MW-7 123Ø/132Ø
MW-8 112ØJ
P-58 552
MW-13 Ø.ØØ67J
MW-6A Ø.Ø276
MW-6B <Ø.ØØØ5
MW-6C <Ø.ØØØ5UJ
MW-6D Ø.ØØØ53J
P-66 Ø.Ø896
P-75
P-114 <Ø.ØØØ5
MW-14 Ø.ØØ17
P-116
P-115

0.005
0.05
0.5
5.0
50.0
500.0

Ø 2ØØ
SCALE FEET
N

SHELL OIL PRODUCTS US SOIL VAPOR MONITORING PROGRAM ROXANA, ILLINOIS	PROJECT NO. 21562850
URS	
DRN. BY: djd April 2013 DSGN. BY: djd/nm CHKD. BY:	1Q13 Dissolved Phase Benzene Concentrations in Groundwater
	FIG. NO. 12

File: P:\ENVIRONMENTAL\SHELL OIL PRODUCT US\SHELL OIL PRODUCTS US 2013\21562850 – ROXANA\21562850-5_SOIL VAPOR AND SVE_AND_ICE OPERATIONS\QUARTERLY MONITORING\1Q13\FIGURES\FIGURE 13 THICKNESS OF LNAPL (1Q13).DWG Last edited: APR. 19, 13 @ 08:51 a.m. by: david_deguire

LEGEND

- GROUNDWATER MONITORING WELL LOCATION, LNAPL THICKNESS IN FEET
- GROUNDWATER MONITORING WELL LOCATION (NO LNAPL OBSERVED UNLESS OTHERWISE NOTED)
- GROUNDWATER PIEZOMETER LOCATION, LNAPL THICKNESS IN FEET
- GROUNDWATER PIEZOMETER SAMPLING LOCATION (NO LNAPL OBSERVED UNLESS OTHERWISE NOTED)
- OIL RECOVERY WELL
- LNAPL THICKNESS CONTOUR (FEET)
- * INDICATES THAT THE LNAPL AND/OR WATER LEVEL IS ABOVE THE TOP OF WELL SCREEN

NOTE:
1. THIS MAP DEPICTS THE EXTENT AND THICKNESS OF LNAPL BENEATH THE WEST FENCE LINE AREA. REFER TO TABLE 1 FOR GROUNDWATER GAUGING INFORMATION.
2. LNAPL THICKNESS WAS MEASURED DURING THE COMPREHENSIVE GROUNDWATER MONITORING GAUGING EVENT ON JANUARY 2–4 AND 7–8, 2013. LNAPL THICKNESS WAS ALSO MEASURED DURING ADDITIONAL GAUGING ACTIVITIES CONDUCTED ON JANUARY 23, 2013 AND FEBRUARY 11, 2013 FOR NEWLY INSTALLED GROUNDWATER MONITORING WELLS IN THE VILLAGE OF ROXANA.
3. GROUNDWATER MONITORING WELLS MW–16, MW–17, MW–18, MW–19, MW–20, MW–21, AND MW–22 WERE INSTALLED DURING 4Q12.

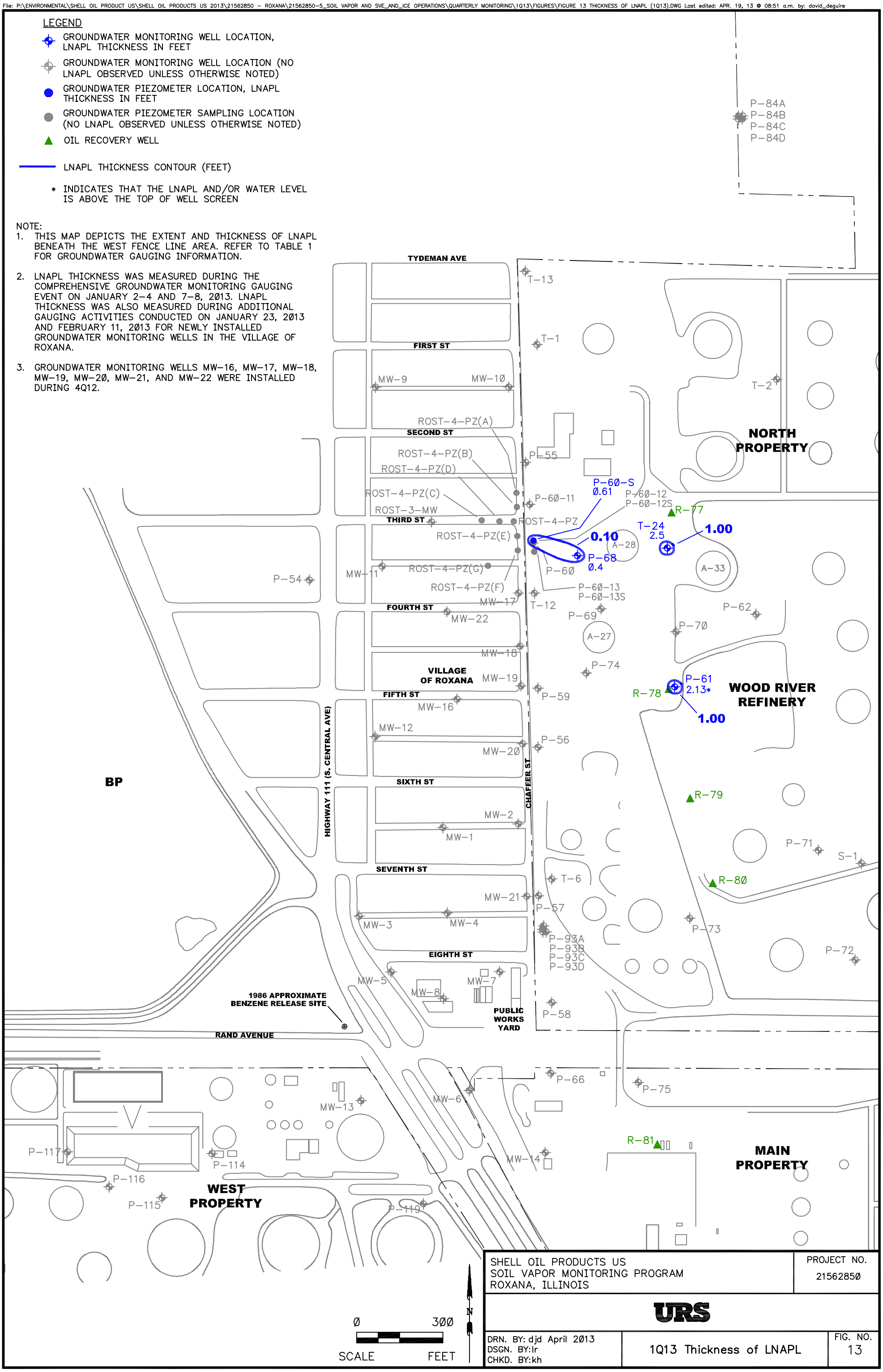

SHELL OIL PRODUCTS US SOIL VAPOR MONITORING PROGRAM ROXANA, ILLINOIS		PROJECT NO. 21562850
URS		
DRN. BY: djd April 2013 DSGN. BY: lr CHKD. BY: kh	1Q13 Thickness of LNAPL	FIG. NO. 13



LEG NO.	SVE WELLS	COLOR	WELL SYMBOL
1	SVE-5 THROUGH SVE-9	RED	
2	SVE-3, SVE-4, SVE-25 & SVE-10 THROUGH SVE-12	BLUE	
3	SVE-13 THROUGH SVE-19 & SVE-36	GREEN	
4	SVE-20 THROUGH SVE-27	TEAL	
5	SVE-28 THROUGH SVE-33	PURPLE	
6	SVE-34 THROUGH SVE-35	BROWN	

LEGEND:

- SVE EXTRACTION WELL (SEE TABLE FOR COLOR LEGEND)
- VAPOR MONITORING POINT (VMP)
- PROPERTY BOUNDARY

SHELL OIL PRODUCTS US
SOIL VAPOR MONITORING PROGRAM
ROXANA, ILLINOIS

PROJECT NO. 21562850

URS

DRN. BY: djd April 2013
DSGN. BY: lv
CHKD. BY: kh

1Q13 SVE System Layout

FIG. NO. 14

File: P:\ENVIRONMENTAL\SHELL OIL PRODUCT US\SHELL OIL PRODUCTS US 2013\21562850 - ROXANA\21562850-5_SOIL VAPOR AND SVE_AND_ICE OPERATIONS\QUARTERLY MONITORING\1Q13\FIGURES\FIGURE 14 SVE SYSTEM LAYOUT.DWG Last edited: APR. 19, 13 @ 08:51 a.m. by: david_deguire

Roxana Soil Vapor Quarterly – 1st Quarter 2013 Data Review

Laboratory SDG: 1301353AR1, BR1

Data Reviewer: Elizabeth Kunkel

Peer Reviewer: Steve Gragert

Date Reviewed: 2/18/2013

Guidance: USEPA National Functional Guidelines for Superfund Organic Methods Data Review 2008

Sample Identification	Sample Identification
VMP-47-5-012113	VMP-47-10-012113
VMP-1-5-012113	VMP-1-38.5-012113

1.0 Data Package Completeness

Were all items delivered as specified in the QAPP and COC as appropriate?

Yes, however, professional judgment was used to qualify sample VMP-1-38.5-012113 due to a helium result in the sample (6.6%) that was greater than 10% of helium in the shroud (57.8%).

2.0 Laboratory Case Narrative \ Cooler Receipt Form

Were problems noted in the laboratory case narrative or cooler receipt form?

Yes, the laboratory case narrative indicated sample VMP-1-38.5-012113 was diluted and re-analyzed to bring the highest level target analytes within the calibration range of the instrument. Results for the highest level target analytes were reported from the re-analysis diluted runs and the remaining compounds were reported from the original analyses. Samples VMP-1-5-012113 and VMP-1-38.5-012113 were diluted due to high levels of target analytes. Although not indicated in the laboratory case narrative, analytes were detected in the method blank. TO-15 LCS/LCSD recoveries were outside evaluation criteria. These issues are addressed further in the appropriate sections below. The laboratory report was re-issued to report additional natural gas analytes via ASTM D-1945 and also the top five tentatively identified compounds (TICs) via TO-15.

No issues or discrepancies were noted in the cooler receipt form.

3.0 Holding Times

Were samples extracted/analyzed within applicable limits?

Yes

4.0 Blank Contamination

Were any analytes detected in the Blanks?

Yes

Blank ID	Parameter	Analyte	Concentration/ Amount
1301353A-05A	TO-15	Bromomethane	0.46 ppbv / 1.8 µg/m^3
1301353A-05A	TO-15	1,4-Dichlorobenzene	0.059 ppbv / 0.36 µg/m^3

Blank ID	Parameter	Analyte	Concentration/ Amount
1301353B-05A	Natural Gases	Nitrogen	0.087%

Qualifications due to blank contamination are included in the following table. Analytical data that were reported non-detect or at concentrations greater than five times (5X) the associated blank concentration did not require qualification.

Sample ID	Parameter	Analyte	New Reporting Limit (RL)	Qualification
VMP-47-5-012113	TO-15	Bromomethane	-	**U**
VMP-47-10-012113	TO-15	Bromomethane	-	**U**
VMP-47-10-012113	TO-15	1,4-Dichlorobenzene	-	**U**

5.0 Laboratory Control Sample

Were LCS recoveries within evaluation criteria?

No

LCS/LCSD ID	Parameter	Analyte	LCS/LCSD Recovery	LCS/ LCSD RPD	LCS/LCSD /RPD Criteria
1301353A-07A/AA	TO-15	Carbon disulfide	**137**/**131**	5	70-130/25
1301353A-07A/AA	TO-15	3-Chloropropene	**139**/**131**	6	70-130/25
1301353A-07A/AA	TO-15	trans-1,2-Dichloroethene	**135**/130	4	70-130/25

Analytical data that required qualification based on LCS data are included in the table below. Analytical data reported as non-detect and associated with LCS recoveries above evaluation criteria, indicating a possible high bias, did not require qualification. No qualification of data was required.

6.0 Surrogate Recoveries

Were surrogate recoveries within evaluation criteria?

Yes

7.0 Matrix Spike and Matrix Spike Duplicate Recoveries

Were MS/MSD samples analyzed as part of this SDG?

MS/MSD samples are not applicable for vapor samples, due to the inability to spike the samples.

8.0 Laboratory Duplicate Results

Were laboratory duplicate samples collected as part of this SDG?

No

9.0 Field Duplicate Results

Were field duplicate samples collected as part of this SDG?

No

10.0 Sample Dilutions

For samples that were diluted and nondetect, were undiluted results also reported?

Not applicable; analytes were detected in samples that were diluted.

11.0 Additional Qualifications

Were additional qualifications applied?

Yes, professional judgment was used to qualify sample VMP-1-38.5-012113 due to a helium result in the sample (6.6%) that was greater than 10% of helium in the shroud (57.8%).

Sample ID	Parameter	Analyte	Qualification
VMP-1-38.5-012113	TO-15	All detects	**J**
VMP-1-38.5-012113	TO-15	All non-detects	**UJ**
VMP-1-38.5-012113	Natural gases	All detects	**J**
VMP-1-38.5-012113	Natural gases	All non-detects	**UJ**

eurofins | Air Toxics

2/15/2013
Ms. Elizabeth Kunkel
URS Corporation
1001 Highlands Plaza Dr. West
Suite 300
St. Louis MO 63110

Project Name: Roxana Soil Vapor
Project #:
Workorder #: 1301353AR1

Dear Ms. Elizabeth Kunkel

The following report includes the data for the above referenced project for sample(s) received on 1/22/2013 at Air Toxics Ltd.

The data and associated QC analyzed by Modified TO-15 are compliant with the project requirements or laboratory criteria with the exception of the deviations noted in the attached case narrative.

Thank you for choosing Air Toxics Ltd. for your air analysis needs. Air Toxics Ltd. is committed to providing accurate data of the highest quality. Please feel free to contact the Project Manager: Kelly Buettner at 916-985-1000 if you have any questions regarding the data in this report.

Regards,

Kelly Buettner

Project Manager

Reviewed
on
2/18/2013

eurofins | Air Toxics

WORK ORDER #: 1301353AR1

Work Order Summary

CLIENT:	Ms. Elizabeth Kunkel URS Corporation 1001 Highlands Plaza Dr. West Suite 300 St. Louis, MO 63110	**BILL TO:**	Accounts Payable Austin URS Corporation P.O. BOX 203970 Austin, TX 78720-1088
PHONE:	314-743-4179	**P.O. #**	21562735.00013
FAX:		**PROJECT #**	Roxana Soil Vapor
DATE RECEIVED:	01/22/2013	**CONTACT:**	Kelly Buettner
DATE COMPLETED:	01/23/2013		
DATE REISSUED:	02/15/2013		

FRACTION #	NAME	TEST	RECEIPT VAC./PRES.	FINAL PRESSURE
01A	VMP-47-5-012113	Modified TO-15	9.0 "Hg	15 psi
02A	VMP-47-10-012113	Modified TO-15	8.0 "Hg	15 psi
03A	VMP-1-5-012113	Modified TO-15	6.5 "Hg	15 psi
04A	VMP-1-38.5-012113	Modified TO-15	7.0 "Hg	15 psi
04B	VMP-1-38.5-012113	Modified TO-15	7.0 "Hg	15 psi
05A	Lab Blank	Modified TO-15	NA	NA
06A	CCV	Modified TO-15	NA	NA
07A	LCS	Modified TO-15	NA	NA
07AA	LCSD	Modified TO-15	NA	NA

CERTIFIED BY: Heidi Hayes DATE: 02/15/13

Technical Director

Certification numbers: AZ Licensure AZ0775, CA NELAP - 12282CA, NY NELAP - 11291, TX NELAP - T104704434-12-4, UT NELAP CA009332012-3, WA NELAP - C935
Name of Accrediting Agency: NELAP/ORELAP (Oregon Environmental Laboratory Accreditation Program)
Accreditation number: CA300005, Effective date: 10/18/2012, Expiration date: 10/17/2013.
Eurofins Air Toxics Ltd. certifies that the test results contained in this report meet all requirements of the NELAC standards

This report shall not be reproduced, except in full, without the written approval of Eurofins Air Toxics, Inc.

180 BLUE RAVINE ROAD, SUITE B FOLSOM, CA - 9563
(916) 985-1000 . (800) 985-5955 . FAX (916) 985-1020

LABORATORY NARRATIVE
EPA Method TO-15
URS Corporation
Workorder# 1301353AR1

Four 1 Liter Summa Canister samples were received on January 22, 2013. The laboratory performed analysis via EPA Method TO-15 using GC/MS in the full scan mode.

This workorder was independently validated prior to submittal using 'USEPA National Functional Guidelines' as generally applied to the analysis of volatile organic compounds in air. A rules-based, logic driven, independent validation engine was employed to assess completeness, evaluate pass/fail of relevant project quality control requirements and verification of all quantified amounts.

Receiving Notes

There were no receiving discrepancies.

Analytical Notes

All Quality Control Limit exceedances and affected sample results are noted by flags. Each flag is defined at the bottom of this Case Narrative and on each Sample Result Summary page.

Dilution was performed on samples VMP-1-5-012113 and VMP-1-38.5-012113 due to the presence of high level target species.

Due to high-level target compounds, sample VMP-1-38.5-012113 was analyzed twice. In the "A" fraction, the sample was diluted to bring the highest-level compounds within the calibration range. The "B" fraction is also reported by client request and may be reported with "E" flags indicating the compound exceeds the calibration range. Both runs and associated QC are reported.

As per client project requirements, the laboratory has reported estimated values for target compound hits that are below the Reporting Limit but greater than the Method Detection Limit.

THE WORKORDER WAS REISSUED ON FEBRUARY 15, 2013 TO REPORT THE TOP 5 TENTATIVELY IDENTIFIED COMPOUNDS PER CLIENT'S REQUEST.

Definition of Data Qualifying Flags

Eight qualifiers may have been used on the data analysis sheets and indicates as follows:

B - Compound present in laboratory blank greater than reporting limit (background subtraction not performed).
J - Estimated value.
E - Exceeds instrument calibration range.
S - Saturated peak.
Q - Exceeds quality control limits.
U - Compound analyzed for but not detected above the reporting limit.
UJ- Non-detected compound associated with low bias in the CCV
N - The identification is based on presumptive evidence.

File extensions may have been used on the data analysis sheets and indicates as follows:

a-File was requantified
b-File was quantified by a second column and detector
r1-File was requantified for the purpose of reissue

eurofins | Air Toxics

Summary of Detected Compounds
EPA METHOD TO-15 GC/MS FULL SCAN

Client Sample ID: VMP-47-5-012113

Lab ID#: 1301353AR1-01A

Compound	Rpt. Limit (ppbv)	Amount (ppbv)	Rpt. Limit (ug/m3)	Amount (ug/m3)
Freon 12	1.4	0.61 J	7.1	3.0 J
Bromomethane	14	~~1.1 J~~ U	56	~~4.2 J~~ U
Ethanol	5.8	5.5 J	11	10 J
Acetone	14	11 J	34	26 J
2-Propanol	5.8	23	14	57
Hexane	1.4	0.55 J	5.1	1.9 J
2-Butanone (Methyl Ethyl Ketone)	5.8	2.0 J	17	5.9 J
Cyclohexane	1.4	0.72 J	5.0	2.5 J
2,2,4-Trimethylpentane	1.4	110	6.8	520
Benzene	1.4	0.55 J	4.6	1.8 J
Toluene	1.4	0.19 J	5.4	0.70 J
1,3-Dichlorobenzene	1.4	0.25 J	8.7	1.5 J
1,4-Dichlorobenzene	1.4	0.36 J	8.7	2.2 J
alpha-Chlorotoluene	1.4	0.20 J	7.5	1.0 J
Butane	5.8	24	14	58
Isopentane	5.8	30	17	89

TENTATIVELY IDENTIFIED COMPOUNDS

Compound	CAS Number	Match Quality	Amount (ppbv)
Butane, 2,2-dimethyl-			13 NJ
Pentane, 2-methyl-			13 NJ
Pentane, 2,4-dimethyl-			13 NJ
Pentane, 2,3,4-trimethyl-			39 NJ
Hexane, 2,2,4-trimethyl-			19 NJ

Client Sample ID: VMP-47-10-012113

Lab ID#: 1301353AR1-02A

Compound	Rpt. Limit (ppbv)	Amount (ppbv)	Rpt. Limit (ug/m3)	Amount (ug/m3)
Freon 12	1.4	0.71 J	6.8	3.5 J
Bromomethane	14	~~1.1 J~~ U	54	~~4.2 J~~ U
Ethanol	5.5	5.6	10	10
Acetone	14	3.5 J	33	8.4 J

eurofins | Air Toxics

Summary of Detected Compounds
EPA METHOD TO-15 GC/MS FULL SCAN

Client Sample ID: VMP-47-10-012113

Lab ID#: 1301353AR1-02A

2-Propanol	5.5	14	14	35
Methylene Chloride	14	1.1 J	48	3.7 J
2,2,4-Trimethylpentane	1.4	0.61 J	6.4	2.8 J
Benzene	1.4	1.6	4.4	5.1
1,4-Dichlorobenzene	1.4	~~0.15 J~~ UL	8.3	~~0.90 J~~ UL
Butane	5.5	2.9 J	13	7.0 J
Isopentane	5.5	1.8 J	16	5.2 J

TENTATIVELY IDENTIFIED COMPOUNDS

Compound	CAS Number	Match Quality	Amount (ppbv)
Unknown			7.2 J
Heptadecane			7.7 NJ

Client Sample ID: VMP-1-5-012113

Lab ID#: 1301353AR1-03A

Compound	Rpt. Limit (ppbv)	Amount (ppbv)	Rpt. Limit (ug/m3)	Amount (ug/m3)
Bromomethane	260	19 J	1000	74 J
Ethanol	100	75 J	190	140 J
Acetone	260	140 J	610	320 J
2-Propanol	100	63 J	250	150 J
Hexane	26	770	91	2700
Cyclohexane	26	250	89	880
2,2,4-Trimethylpentane	26	970	120	4500
Benzene	26	4.7 J	82	15 J
Heptane	26	33	100	140
4-Methyl-2-pentanone	26	5.8 J	100	24 J
Toluene	26	6.8 J	97	25 J
Styrene	26	4.8 J	110	21 J
1,4-Dichlorobenzene	26	3.3 J	160	20 J
Butane	100	7200	240	17000
Isopentane	100	7300	300	22000

TENTATIVELY IDENTIFIED COMPOUNDS

Compound	CAS Number	Match Quality	Amount (ppbv)

eurofins | Air Toxics

Summary of Detected Compounds
EPA METHOD TO-15 GC/MS FULL SCAN

Client Sample ID: VMP-1-5-012113

Lab ID#: 1301353AR1-03A

TENTATIVELY IDENTIFIED COMPOUNDS

Compound	CAS Number	Match Quality	Amount (ppbv)
Pentane			1900 NJ
Pentane, 3-methyl-			1800 NJ
Pentane, 2,4-dimethyl-			1400 NJ
Cyclobutane, ethyl-			660 NJ
Pentane, 2,3-dimethyl-			2400 NJ

Client Sample ID: VMP-1-38.5-012113 * Use these results only. All other data was reported from the 17.6X dilution analysis.

Lab ID#: 1301353AR1-04A

DF = 26.4

Compound	Rpt. Limit (ppbv)	Amount (ppbv)	Rpt. Limit (ug/m3)	Amount (ug/m3)
Hexane	13	260	46	940
Cyclohexane	13	170	45	570
2,2,4-Trimethylpentane	13	300	62	1400
Benzene	13	3.8 J	42	12 J
Heptane	13	41	54	170
* Butane	53	3800 J	120	9200 J
Isopentane	53	2600	160	7500

TENTATIVELY IDENTIFIED COMPOUNDS

Compound	CAS Number	Match Quality	Amount (ppbv)
Pentane			670 NJ
Pentane, 2-methyl-			1100 NJ
Pentane, 3-methyl-			580 NJ
Pentane, 2,4-dimethyl-			400 NJ
Pentane, 2,3-dimethyl-			1000 NJ

Client Sample ID: VMP-1-38.5-012113 ** Do not use this data. Use all other data.

Lab ID#: 1301353AR1-04B

DF = 17.6

Compound	Rpt. Limit (ppbv)	Amount (ppbv)	Rpt. Limit (ug/m3)	Amount (ug/m3)
Bromomethane	88	6.1 J J	340	24 J J
Acetone	88	8.5 J J	210	20 J J

eurofins | Air Toxics

Summary of Detected Compounds
EPA METHOD TO-15 GC/MS FULL SCAN

Client Sample ID: VMP-1-38.5-012113

Lab ID#: 1301353AR1-04B

Hexane	8.8	270 J	31	940 J
Cyclohexane	8.8	180 J	30	620 J
2,2,4-Trimethylpentane	8.8	300 J	41	1400 J
Benzene	8.8	3.2 J J	28	10 J J
Heptane	8.8	42 J	36	170 J
~~Butane~~	~~35~~	~~3800 E~~	~~84~~	~~9100 E~~
Isopentane	35	2500 J	100	7400 J

TENTATIVELY IDENTIFIED COMPOUNDS

Compound	CAS Number	Match Quality	Amount (ppbv)
Pentane			680 NJ
Pentane, 2-methyl-			1200 NJ
Pentane, 3-methyl-			600 NJ
Pentane, 2,4-dimethyl-			420 NJ
Pentane, 2,3-dimethyl-			1000 NJ

eurofins | Air Toxics

Client Sample ID: VMP-47-5-012113

Lab ID#: 1301353AR1-01A

EPA METHOD TO-15 GC/MS FULL SCAN

File Name:	**3012212r1**	**Date of Collection:**	**1/21/13 12:40:00 PM**
Dil. Factor:	**2.89**	**Date of Analysis:**	**1/22/13 01:52 PM**

Compound	Rpt. Limit (ppbv)	Amount (ppbv)	Rpt. Limit (ug/m3)	Amount (ug/m3)
Freon 12	1.4	0.61 J	7.1	3.0 J
Freon 114	1.4	Not Detected	10	Not Detected
Chloromethane	14	Not Detected	30	Not Detected
Vinyl Chloride	1.4	Not Detected	3.7	Not Detected
1,3-Butadiene	1.4	Not Detected	3.2	Not Detected
Bromomethane	14	~~1.1 J~~ U	56	~~4.2 J~~ U
Chloroethane	5.8	Not Detected	15	Not Detected
Freon 11	1.4	Not Detected	8.1	Not Detected
Ethanol	5.8	5.5 J	11	10 J
Freon 113	1.4	Not Detected	11	Not Detected
1,1-Dichloroethene	1.4	Not Detected	5.7	Not Detected
Acetone	14	11 J	34	26 J
2-Propanol	5.8	23	14	57
Carbon Disulfide	5.8	Not Detected	18	Not Detected
3-Chloropropene	5.8	Not Detected	18	Not Detected
Methylene Chloride	14	Not Detected	50	Not Detected
Methyl tert-butyl ether	1.4	Not Detected	5.2	Not Detected
trans-1,2-Dichloroethene	1.4	Not Detected	5.7	Not Detected
Hexane	1.4	0.55 J	5.1	1.9 J
1,1-Dichloroethane	1.4	Not Detected	5.8	Not Detected
2-Butanone (Methyl Ethyl Ketone)	5.8	2.0 J	17	5.9 J
cis-1,2-Dichloroethene	1.4	Not Detected	5.7	Not Detected
Tetrahydrofuran	1.4	Not Detected	4.3	Not Detected
Chloroform	1.4	Not Detected	7.0	Not Detected
1,1,1-Trichloroethane	1.4	Not Detected	7.9	Not Detected
Cyclohexane	1.4	0.72 J	5.0	2.5 J
Carbon Tetrachloride	1.4	Not Detected	9.1	Not Detected
2,2,4-Trimethylpentane	1.4	110	6.8	520
Benzene	1.4	0.55 J	4.6	1.8 J
1,2-Dichloroethane	1.4	Not Detected	5.8	Not Detected
Heptane	1.4	Not Detected	5.9	Not Detected
Trichloroethene	1.4	Not Detected	7.8	Not Detected
1,2-Dichloropropane	1.4	Not Detected	6.7	Not Detected
1,4-Dioxane	5.8	Not Detected	21	Not Detected
Bromodichloromethane	1.4	Not Detected	9.7	Not Detected
cis-1,3-Dichloropropene	1.4	Not Detected	6.6	Not Detected
4-Methyl-2-pentanone	1.4	Not Detected	5.9	Not Detected
Toluene	1.4	0.19 J	5.4	0.70 J
trans-1,3-Dichloropropene	1.4	Not Detected	6.6	Not Detected
1,1,2-Trichloroethane	1.4	Not Detected	7.9	Not Detected
Tetrachloroethene	1.4	Not Detected	9.8	Not Detected
2-Hexanone	5.8	Not Detected	24	Not Detected

eurofins | Air Toxics

Client Sample ID: VMP-47-5-012113

Lab ID#: 1301353AR1-01A

EPA METHOD TO-15 GC/MS FULL SCAN

File Name:	**3012212r1**	**Date of Collection: 1/21/13 12:40:00 PM**	
Dil. Factor:	**2.89**	**Date of Analysis: 1/22/13 01:52 PM**	

Compound	Rpt. Limit (ppbv)	Amount (ppbv)	Rpt. Limit (ug/m3)	Amount (ug/m3)
Dibromochloromethane	1.4	Not Detected	12	Not Detected
1,2-Dibromoethane (EDB)	1.4	Not Detected	11	Not Detected
Chlorobenzene	1.4	Not Detected	6.6	Not Detected
Ethyl Benzene	1.4	Not Detected	6.3	Not Detected
m,p-Xylene	1.4	Not Detected	6.3	Not Detected
o-Xylene	1.4	Not Detected	6.3	Not Detected
Styrene	1.4	Not Detected	6.2	Not Detected
Bromoform	1.4	Not Detected	15	Not Detected
Cumene	1.4	Not Detected	7.1	Not Detected
1,1,2,2-Tetrachloroethane	1.4	Not Detected	9.9	Not Detected
Propylbenzene	1.4	Not Detected	7.1	Not Detected
4-Ethyltoluene	1.4	Not Detected	7.1	Not Detected
1,3,5-Trimethylbenzene	1.4	Not Detected	7.1	Not Detected
1,2,4-Trimethylbenzene	1.4	Not Detected	7.1	Not Detected
1,3-Dichlorobenzene	1.4	0.25 J	8.7	1.5 J
1,4-Dichlorobenzene	1.4	0.36 J	8.7	2.2 J
alpha-Chlorotoluene	1.4	0.20 J	7.5	1.0 J
1,2-Dichlorobenzene	1.4	Not Detected	8.7	Not Detected
1,2,4-Trichlorobenzene	5.8	Not Detected	43	Not Detected
Hexachlorobutadiene	5.8	Not Detected	62	Not Detected
Butane	5.8	24	14	58
Isopentane	5.8	30	17	89

J = Estimated value.

TENTATIVELY IDENTIFIED COMPOUNDS

Compound	CAS Number	Match Quality	Amount ((ppbv))
Butane, 2,2-dimethyl-			44 NJ
Pentane, 2-methyl-			47 NJ
Pentane, 2,4-dimethyl-			52 NJ
Pentane, 2,3,4-trimethyl-			180 NJ
Hexane, 2,2,4-trimethyl-			0 NJ

NJ =The identification is based on presumptive evidence; estimated value.

Container Type: 1 Liter Summa Canister

Surrogates	%Recovery	Method Limits
Toluene-d8	89	70-130
1,2-Dichloroethane-d4	88	70-130
4-Bromofluorobenzene	97	70-130

Client Sample ID: VMP-47-10-012113

Lab ID#: 1301353AR1-02A

EPA METHOD TO-15 GC/MS FULL SCAN

File Name:	**3012213r1**	**Date of Collection: 1/21/13 1:40:00 PM**	
Dil. Factor:	**2.76**	**Date of Analysis: 1/22/13 02:42 PM**	

Compound	Rpt. Limit (ppbv)	Amount (ppbv)	Rpt. Limit (ug/m3)	Amount (ug/m3)
Freon 12	1.4	0.71 J	6.8	3.5 J
Freon 114	1.4	Not Detected	9.6	Not Detected
Chloromethane	14	Not Detected	28	Not Detected
Vinyl Chloride	1.4	Not Detected	3.5	Not Detected
1,3-Butadiene	1.4	Not Detected	3.0	Not Detected
Bromomethane	14	~~4.1 J~~ U	54	~~4.2 J~~ U
Chloroethane	5.5	Not Detected	14	Not Detected
Freon 11	1.4	Not Detected	7.8	Not Detected
Ethanol	5.5	5.6	10	10
Freon 113	1.4	Not Detected	10	Not Detected
1,1-Dichloroethene	1.4	Not Detected	5.5	Not Detected
Acetone	14	3.5 J	33	8.4 J
2-Propanol	5.5	14	14	35
Carbon Disulfide	5.5	Not Detected	17	Not Detected
3-Chloropropene	5.5	Not Detected	17	Not Detected
Methylene Chloride	14	1.1 J	48	3.7 J
Methyl tert-butyl ether	1.4	Not Detected	5.0	Not Detected
trans-1,2-Dichloroethene	1.4	Not Detected	5.5	Not Detected
Hexane	1.4	Not Detected	4.9	Not Detected
1,1-Dichloroethane	1.4	Not Detected	5.6	Not Detected
2-Butanone (Methyl Ethyl Ketone)	5.5	Not Detected	16	Not Detected
cis-1,2-Dichloroethene	1.4	Not Detected	5.5	Not Detected
Tetrahydrofuran	1.4	Not Detected	4.1	Not Detected
Chloroform	1.4	Not Detected	6.7	Not Detected
1,1,1-Trichloroethane	1.4	Not Detected	7.5	Not Detected
Cyclohexane	1.4	Not Detected	4.8	Not Detected
Carbon Tetrachloride	1.4	Not Detected	8.7	Not Detected
2,2,4-Trimethylpentane	1.4	0.61 J	6.4	2.8 J
Benzene	1.4	1.6	4.4	5.1
1,2-Dichloroethane	1.4	Not Detected	5.6	Not Detected
Heptane	1.4	Not Detected	5.6	Not Detected
Trichloroethene	1.4	Not Detected	7.4	Not Detected
1,2-Dichloropropane	1.4	Not Detected	6.4	Not Detected
1,4-Dioxane	5.5	Not Detected	20	Not Detected
Bromodichloromethane	1.4	Not Detected	9.2	Not Detected
cis-1,3-Dichloropropene	1.4	Not Detected	6.3	Not Detected
4-Methyl-2-pentanone	1.4	Not Detected	5.6	Not Detected
Toluene	1.4	Not Detected	5.2	Not Detected
trans-1,3-Dichloropropene	1.4	Not Detected	6.3	Not Detected
1,1,2-Trichloroethane	1.4	Not Detected	7.5	Not Detected
Tetrachloroethene	1.4	Not Detected	9.4	Not Detected
2-Hexanone	5.5	Not Detected	23	Not Detected

eurofins | Air Toxics

Client Sample ID: VMP-47-10-012113

Lab ID#: 1301353AR1-02A

EPA METHOD TO-15 GC/MS FULL SCAN

File Name:	**3012213r1**	**Date of Collection: 1/21/13 1:40:00 PM**	
Dil. Factor:	**2.76**	**Date of Analysis: 1/22/13 02:42 PM**	

Compound	Rpt. Limit (ppbv)	Amount (ppbv)	Rpt. Limit (ug/m3)	Amount (ug/m3)
Dibromochloromethane	1.4	Not Detected	12	Not Detected
1,2-Dibromoethane (EDB)	1.4	Not Detected	11	Not Detected
Chlorobenzene	1.4	Not Detected	6.4	Not Detected
Ethyl Benzene	1.4	Not Detected	6.0	Not Detected
m,p-Xylene	1.4	Not Detected	6.0	Not Detected
o-Xylene	1.4	Not Detected	6.0	Not Detected
Styrene	1.4	Not Detected	5.9	Not Detected
Bromoform	1.4	Not Detected	14	Not Detected
Cumene	1.4	Not Detected	6.8	Not Detected
1,1,2,2-Tetrachloroethane	1.4	Not Detected	9.5	Not Detected
Propylbenzene	1.4	Not Detected	6.8	Not Detected
4-Ethyltoluene	1.4	Not Detected	6.8	Not Detected
1,3,5-Trimethylbenzene	1.4	Not Detected	6.8	Not Detected
1,2,4-Trimethylbenzene	1.4	Not Detected	6.8	Not Detected
1,3-Dichlorobenzene	1.4	Not Detected	8.3	Not Detected
1,4-Dichlorobenzene	1.4	~~0.15 J~~ U	8.3	~~0.90 J~~ U
alpha-Chlorotoluene	1.4	Not Detected	7.1	Not Detected
1,2-Dichlorobenzene	1.4	Not Detected	8.3	Not Detected
1,2,4-Trichlorobenzene	5.5	Not Detected	41	Not Detected
Hexachlorobutadiene	5.5	Not Detected	59	Not Detected
Butane	5.5	2.9 J	13	7.0 J
Isopentane	5.5	1.8 J	16	5.2 J

J = Estimated value.

TENTATIVELY IDENTIFIED COMPOUNDS

Compound	CAS Number	Match Quality	Amount ((ppbv))
Unknown			0 J
Heptadecane			0 NJ

NJ =The identification is based on presumptive evidence; estimated value.

Container Type: 1 Liter Summa Canister

Surrogates	%Recovery	Method Limits
Toluene-d8	88	70-130
1,2-Dichloroethane-d4	86	70-130
4-Bromofluorobenzene	94	70-130

eurofins | Air Toxics

Client Sample ID: VMP-1-5-012113

Lab ID#: 1301353AR1-03A

EPA METHOD TO-15 GC/MS FULL SCAN

File Name:	**3012214r1**	**Date of Collection: 1/21/13 11:38:00 AM**	
Dil. Factor:	**51.6**	**Date of Analysis: 1/22/13 03:25 PM**	

Compound	Rpt. Limit (ppbv)	Amount (ppbv)	Rpt. Limit (ug/m3)	Amount (ug/m3)
Freon 12	26	Not Detected	130	Not Detected
Freon 114	26	Not Detected	180	Not Detected
Chloromethane	260	Not Detected	530	Not Detected
Vinyl Chloride	26	Not Detected	66	Not Detected
1,3-Butadiene	26	Not Detected	57	Not Detected
Bromomethane	260	19 J	1000	74 J
Chloroethane	100	Not Detected	270	Not Detected
Freon 11	26	Not Detected	140	Not Detected
Ethanol	100	75 J	190	140 J
Freon 113	26	Not Detected	200	Not Detected
1,1-Dichloroethene	26	Not Detected	100	Not Detected
Acetone	260	140 J	610	320 J
2-Propanol	100	63 J	250	150 J
Carbon Disulfide	100	Not Detected	320	Not Detected
3-Chloropropene	100	Not Detected	320	Not Detected
Methylene Chloride	260	Not Detected	900	Not Detected
Methyl tert-butyl ether	26	Not Detected	93	Not Detected
trans-1,2-Dichloroethene	26	Not Detected	100	Not Detected
Hexane	26	770	91	2700
1,1-Dichloroethane	26	Not Detected	100	Not Detected
2-Butanone (Methyl Ethyl Ketone)	100	Not Detected	300	Not Detected
cis-1,2-Dichloroethene	26	Not Detected	100	Not Detected
Tetrahydrofuran	26	Not Detected	76	Not Detected
Chloroform	26	Not Detected	120	Not Detected
1,1,1-Trichloroethane	26	Not Detected	140	Not Detected
Cyclohexane	26	250	89	880
Carbon Tetrachloride	26	Not Detected	160	Not Detected
2,2,4-Trimethylpentane	26	970	120	4500
Benzene	26	4.7 J	82	15 J
1,2-Dichloroethane	26	Not Detected	100	Not Detected
Heptane	26	33	100	140
Trichloroethene	26	Not Detected	140	Not Detected
1,2-Dichloropropane	26	Not Detected	120	Not Detected
1,4-Dioxane	100	Not Detected	370	Not Detected
Bromodichloromethane	26	Not Detected	170	Not Detected
cis-1,3-Dichloropropene	26	Not Detected	120	Not Detected
4-Methyl-2-pentanone	26	5.8 J	100	24 J
Toluene	26	6.8 J	97	25 J
trans-1,3-Dichloropropene	26	Not Detected	120	Not Detected
1,1,2-Trichloroethane	26	Not Detected	140	Not Detected
Tetrachloroethene	26	Not Detected	180	Not Detected
2-Hexanone	100	Not Detected	420	Not Detected

Client Sample ID: VMP-1-5-012113

Lab ID#: 1301353AR1-03A

EPA METHOD TO-15 GC/MS FULL SCAN

File Name:	**3012214r1**	**Date of Collection:**	**1/21/13 11:38:00 AM**
Dil. Factor:	**51.6**	**Date of Analysis:**	**1/22/13 03:25 PM**

Compound	Rpt. Limit (ppbv)	Amount (ppbv)	Rpt. Limit (ug/m3)	Amount (ug/m3)
Dibromochloromethane	26	Not Detected	220	Not Detected
1,2-Dibromoethane (EDB)	26	Not Detected	200	Not Detected
Chlorobenzene	26	Not Detected	120	Not Detected
Ethyl Benzene	26	Not Detected	110	Not Detected
m,p-Xylene	26	Not Detected	110	Not Detected
o-Xylene	26	Not Detected	110	Not Detected
Styrene	26	4.8 J	110	21 J
Bromoform	26	Not Detected	270	Not Detected
Cumene	26	Not Detected	130	Not Detected
1,1,2,2-Tetrachloroethane	26	Not Detected	180	Not Detected
Propylbenzene	26	Not Detected	130	Not Detected
4-Ethyltoluene	26	Not Detected	130	Not Detected
1,3,5-Trimethylbenzene	26	Not Detected	130	Not Detected
1,2,4-Trimethylbenzene	26	Not Detected	130	Not Detected
1,3-Dichlorobenzene	26	Not Detected	160	Not Detected
1,4-Dichlorobenzene	26	3.3 J	160	20 J
alpha-Chlorotoluene	26	Not Detected	130	Not Detected
1,2-Dichlorobenzene	26	Not Detected	160	Not Detected
1,2,4-Trichlorobenzene	100	Not Detected	760	Not Detected
Hexachlorobutadiene	100	Not Detected	1100	Not Detected
Butane	100	7200	240	17000
Isopentane	100	7300	300	22000

J = Estimated value.

TENTATIVELY IDENTIFIED COMPOUNDS

Compound	CAS Number	Match Quality	Amount ((ppbv))
Pentane			5600 NJ
Pentane, 3-methyl-			6500 NJ
Pentane, 2,4-dimethyl-			5600 NJ
Cyclobutane, ethyl-			0 NJ
Pentane, 2,3-dimethyl-			9800 NJ

NJ =The identification is based on presumptive evidence; estimated value.

Container Type: 1 Liter Summa Canister

Surrogates	%Recovery	Method Limits
Toluene-d8	89	70-130
1,2-Dichloroethane-d4	87	70-130
4-Bromofluorobenzene	102	70-130

eurofins | Air Toxics

Client Sample ID: VMP-1-38.5-012113 * Use these results only.
Lab ID#: 1301353AR1-04A All other data was reported
EPA METHOD TO-15 GC/MS FULL SCAN from the 17.6X dilution analysis.

File Name:	**3012216r1**	**Date of Collection: 1/21/13 4:02:00 PM**	
Dil. Factor:	**26.4**	**Date of Analysis: 1/22/13 04:56 PM**	

Compound	Rpt. Limit (ppbv)	Amount (ppbv)	Rpt. Limit (ug/m3)	Amount (ug/m3)
Freon 12	13	Not Detected	65	Not Detected
Freon 114	13	Not Detected	92	Not Detected
Chloromethane	130	Not Detected	270	Not Detected
Vinyl Chloride	13	Not Detected	34	Not Detected
1,3-Butadiene	13	Not Detected	29	Not Detected
Bromomethane	130	Not Detected	510	Not Detected
Chloroethane	53	Not Detected	140	Not Detected
Freon 11	13	Not Detected	74	Not Detected
Ethanol	53	Not Detected	99	Not Detected
Freon 113	13	Not Detected	100	Not Detected
1,1-Dichloroethene	13	Not Detected	52	Not Detected
Acetone	130	Not Detected	310	Not Detected
2-Propanol	53	Not Detected	130	Not Detected
Carbon Disulfide	53	Not Detected	160	Not Detected
3-Chloropropene	53	Not Detected	160	Not Detected
Methylene Chloride	130	Not Detected	460	Not Detected
Methyl tert-butyl ether	13	Not Detected	48	Not Detected
trans-1,2-Dichloroethene	13	Not Detected	52	Not Detected
Hexane	13	260	46	940
1,1-Dichloroethane	13	Not Detected	53	Not Detected
2-Butanone (Methyl Ethyl Ketone)	53	Not Detected	160	Not Detected
cis-1,2-Dichloroethene	13	Not Detected	52	Not Detected
Tetrahydrofuran	13	Not Detected	39	Not Detected
Chloroform	13	Not Detected	64	Not Detected
1,1,1-Trichloroethane	13	Not Detected	72	Not Detected
Cyclohexane	13	170	45	570
Carbon Tetrachloride	13	Not Detected	83	Not Detected
2,2,4-Trimethylpentane	13	300	62	1400
Benzene	13	3.8 J	42	12 J
1,2-Dichloroethane	13	Not Detected	53	Not Detected
Heptane	13	41	54	170
Trichloroethene	13	Not Detected	71	Not Detected
1,2-Dichloropropane	13	Not Detected	61	Not Detected
1,4-Dioxane	53	Not Detected	190	Not Detected
Bromodichloromethane	13	Not Detected	88	Not Detected
cis-1,3-Dichloropropene	13	Not Detected	60	Not Detected
4-Methyl-2-pentanone	13	Not Detected	54	Not Detected
Toluene	13	Not Detected	50	Not Detected
trans-1,3-Dichloropropene	13	Not Detected	60	Not Detected
1,1,2-Trichloroethane	13	Not Detected	72	Not Detected
Tetrachloroethene	13	Not Detected	90	Not Detected
2-Hexanone	53	Not Detected	220	Not Detected

Client Sample ID: VMP-1-38.5-012113

Lab ID#: 1301353AR1-04A

EPA METHOD TO-15 GC/MS FULL SCAN

File Name:	**3012216r1**	**Date of Collection:**	**1/21/13 4:02:00 PM**
Dil. Factor:	**26.4**	**Date of Analysis:**	**1/22/13 04:56 PM**

Compound	Rpt. Limit (ppbv)	Amount (ppbv)	Rpt. Limit (ug/m3)	Amount (ug/m3)
Dibromochloromethane	13	Not Detected	110	Not Detected
1,2-Dibromoethane (EDB)	13	Not Detected	100	Not Detected
Chlorobenzene	13	Not Detected	61	Not Detected
Ethyl Benzene	13	Not Detected	57	Not Detected
m,p-Xylene	13	Not Detected	57	Not Detected
o-Xylene	13	Not Detected	57	Not Detected
Styrene	13	Not Detected	56	Not Detected
Bromoform	13	Not Detected	140	Not Detected
Cumene	13	Not Detected	65	Not Detected
1,1,2,2-Tetrachloroethane	13	Not Detected	91	Not Detected
Propylbenzene	13	Not Detected	65	Not Detected
4-Ethyltoluene	13	Not Detected	65	Not Detected
1,3,5-Trimethylbenzene	13	Not Detected	65	Not Detected
1,2,4-Trimethylbenzene	13	Not Detected	65	Not Detected
1,3-Dichlorobenzene	13	Not Detected	79	Not Detected
1,4-Dichlorobenzene	13	Not Detected	79	Not Detected
alpha-Chlorotoluene	13	Not Detected	68	Not Detected
1,2-Dichlorobenzene	13	Not Detected	79	Not Detected
1,2,4-Trichlorobenzene	53	Not Detected	390	Not Detected
Hexachlorobutadiene	53	Not Detected	560	Not Detected
Butane	53	3800 J	120	9200 J
Isopentane	53	2600	160	7500

J = Estimated value.

TENTATIVELY IDENTIFIED COMPOUNDS

Compound	CAS Number	Match Quality	Amount ((ppbv))
Pentane			2000 NJ
Pentane, 2-methyl-			4000 NJ
Pentane, 3-methyl-			2000 NJ
Pentane, 2,4-dimethyl-			1600 NJ
Pentane, 2,3-dimethyl-			4200 NJ

NJ =The identification is based on presumptive evidence; estimated value.

Container Type: 1 Liter Summa Canister

Surrogates	%Recovery	Method Limits
Toluene-d8	88	70-130
1,2-Dichloroethane-d4	87	70-130
4-Bromofluorobenzene	91	70-130

eurofins | Air Toxics

Client Sample ID: VMP-1-38.5-012113 ** Do not use this data. Use all other data.
Lab ID#: 1301353AR1-04B

EPA METHOD TO-15 GC/MS FULL SCAN

File Name:	**3012215r1**	**Date of Collection: 1/21/13 4:02:00 PM**	
Dil. Factor:	**17.6**	**Date of Analysis: 1/22/13 04:28 PM**	

Compound	Rpt. Limit (ppbv)	Amount (ppbv)	Rpt. Limit (ug/m3)	Amount (ug/m3)
Freon 12	8.8	Not Detected UJ	44	Not Detected UJ
Freon 114	8.8	Not Detected	62	Not Detected
Chloromethane	88	Not Detected	180	Not Detected
Vinyl Chloride	8.8	Not Detected	22	Not Detected
1,3-Butadiene	8.8	Not Detected	19	Not Detected
Bromomethane	88	6.1 J J	340	24 J J
Chloroethane	35	Not Detected UJ	93	Not Detected UJ
Freon 11	8.8	Not Detected	49	Not Detected
Ethanol	35	Not Detected	66	Not Detected
Freon 113	8.8	Not Detected	67	Not Detected
1,1-Dichloroethene	8.8	Not Detected	35	Not Detected
Acetone	88	8.5 J J	210	20 J J
2-Propanol	35	Not Detected UJ	86	Not Detected UJ
Carbon Disulfide	35	Not Detected	110	Not Detected
3-Chloropropene	35	Not Detected	110	Not Detected
Methylene Chloride	88	Not Detected	300	Not Detected
Methyl tert-butyl ether	8.8	Not Detected	32	Not Detected
trans-1,2-Dichloroethene	8.8	Not Detected	35	Not Detected
Hexane	8.8	270 J	31	940 J
1,1-Dichloroethane	8.8	Not Detected UJ	36	Not Detected UJ
2-Butanone (Methyl Ethyl Ketone)	35	Not Detected	100	Not Detected
cis-1,2-Dichloroethene	8.8	Not Detected	35	Not Detected
Tetrahydrofuran	8.8	Not Detected	26	Not Detected
Chloroform	8.8	Not Detected	43	Not Detected
1,1,1-Trichloroethane	8.8	Not Detected	48	Not Detected
Cyclohexane	8.8	180 J	30	620 J
Carbon Tetrachloride	8.8	Not Detected UJ	55	Not Detected UJ
2,2,4-Trimethylpentane	8.8	300 J	41	1400 J
Benzene	8.8	3.2 J J	28	10 J J
1,2-Dichloroethane	8.8	Not Detected UJ	36	Not Detected UJ
Heptane	8.8	42 J	36	170 J
Trichloroethene	8.8	Not Detected UJ	47	Not Detected UJ
1,2-Dichloropropane	8.8	Not Detected	41	Not Detected
1,4-Dioxane	35	Not Detected	130	Not Detected
Bromodichloromethane	8.8	Not Detected	59	Not Detected
cis-1,3-Dichloropropene	8.8	Not Detected	40	Not Detected
4-Methyl-2-pentanone	8.8	Not Detected	36	Not Detected
Toluene	8.8	Not Detected	33	Not Detected
trans-1,3-Dichloropropene	8.8	Not Detected	40	Not Detected
1,1,2-Trichloroethane	8.8	Not Detected	48	Not Detected
Tetrachloroethene	8.8	Not Detected	60	Not Detected
2-Hexanone	35	Not Detected	140	Not Detected

eurofins | Air Toxics

Client Sample ID: VMP-1-38.5-012113

Lab ID#: 1301353AR1-04B

EPA METHOD TO-15 GC/MS FULL SCAN

File Name:	**3012215r1**	**Date of Collection: 1/21/13 4:02:00 PM**	
Dil. Factor:	**17.6**	**Date of Analysis: 1/22/13 04:28 PM**	

Compound	Rpt. Limit (ppbv)	Amount (ppbv)	Rpt. Limit (ug/m3)	Amount (ug/m3)
Dibromochloromethane	8.8	Not Detected UJ	75	Not Detected UJ
1,2-Dibromoethane (EDB)	8.8	Not Detected	68	Not Detected
Chlorobenzene	8.8	Not Detected	40	Not Detected
Ethyl Benzene	8.8	Not Detected	38	Not Detected
m,p-Xylene	8.8	Not Detected	38	Not Detected
o-Xylene	8.8	Not Detected	38	Not Detected
Styrene	8.8	Not Detected	37	Not Detected
Bromoform	8.8	Not Detected	91	Not Detected
Cumene	8.8	Not Detected	43	Not Detected
1,1,2,2-Tetrachloroethane	8.8	Not Detected	60	Not Detected
Propylbenzene	8.8	Not Detected	43	Not Detected
4-Ethyltoluene	8.8	Not Detected	43	Not Detected
1,3,5-Trimethylbenzene	8.8	Not Detected	43	Not Detected
1,2,4-Trimethylbenzene	8.8	Not Detected	43	Not Detected
1,3-Dichlorobenzene	8.8	Not Detected	53	Not Detected
1,4-Dichlorobenzene	8.8	Not Detected	53	Not Detected
alpha-Chlorotoluene	8.8	Not Detected	46	Not Detected
1,2-Dichlorobenzene	8.8	Not Detected	53	Not Detected
1,2,4-Trichlorobenzene	35	Not Detected	260	Not Detected
Hexachlorobutadiene	35	Not Detected	380	Not Detected
~~Butane~~	~~35~~	~~3800 E~~	~~84~~	~~9100 E~~
Isopentane	35	2500 J	100	7400 J

J = Estimated value.
E = Exceeds instrument calibration range.

TENTATIVELY IDENTIFIED COMPOUNDS

Compound	CAS Number	Match Quality	Amount ((ppbv))
Pentane			2000 NJ
Pentane, 2-methyl-			4100 NJ
Pentane, 3-methyl-			2100 NJ
Pentane, 2,4-dimethyl-			1700 NJ
Pentane, 2,3-dimethyl-			4300 NJ

NJ =The identification is based on presumptive evidence; estimated value.

Container Type: 1 Liter Summa Canister

Surrogates	%Recovery	Method Limits
Toluene-d8	88	70-130
1,2-Dichloroethane-d4	88	70-130
4-Bromofluorobenzene	93	70-130

eurofins | Air Toxics

Client Sample ID: Lab Blank

Lab ID#: 1301353AR1-05A

EPA METHOD TO-15 GC/MS FULL SCAN

File Name:	**3012210**	**Date of Collection: NA**	
Dil. Factor:	**1.00**	**Date of Analysis: 1/22/13 12:39 PM**	

Compound	Rpt. Limit (ppbv)	Amount (ppbv)	Rpt. Limit (ug/m3)	Amount (ug/m3)
Freon 12	0.50	Not Detected	2.5	Not Detected
Freon 114	0.50	Not Detected	3.5	Not Detected
Chloromethane	5.0	Not Detected	10	Not Detected
Vinyl Chloride	0.50	Not Detected	1.3	Not Detected
1,3-Butadiene	0.50	Not Detected	1.1	Not Detected
Bromomethane	5.0	0.46 J	19	1.8 J
Chloroethane	2.0	Not Detected	5.3	Not Detected
Freon 11	0.50	Not Detected	2.8	Not Detected
Ethanol	2.0	Not Detected	3.8	Not Detected
Freon 113	0.50	Not Detected	3.8	Not Detected
1,1-Dichloroethene	0.50	Not Detected	2.0	Not Detected
Acetone	5.0	Not Detected	12	Not Detected
2-Propanol	2.0	Not Detected	4.9	Not Detected
Carbon Disulfide	2.0	Not Detected	6.2	Not Detected
3-Chloropropene	2.0	Not Detected	6.3	Not Detected
Methylene Chloride	5.0	Not Detected	17	Not Detected
Methyl tert-butyl ether	0.50	Not Detected	1.8	Not Detected
trans-1,2-Dichloroethene	0.50	Not Detected	2.0	Not Detected
Hexane	0.50	Not Detected	1.8	Not Detected
1,1-Dichloroethane	0.50	Not Detected	2.0	Not Detected
2-Butanone (Methyl Ethyl Ketone)	2.0	Not Detected	5.9	Not Detected
cis-1,2-Dichloroethene	0.50	Not Detected	2.0	Not Detected
Tetrahydrofuran	0.50	Not Detected	1.5	Not Detected
Chloroform	0.50	Not Detected	2.4	Not Detected
1,1,1-Trichloroethane	0.50	Not Detected	2.7	Not Detected
Cyclohexane	0.50	Not Detected	1.7	Not Detected
Carbon Tetrachloride	0.50	Not Detected	3.1	Not Detected
2,2,4-Trimethylpentane	0.50	Not Detected	2.3	Not Detected
Benzene	0.50	Not Detected	1.6	Not Detected
1,2-Dichloroethane	0.50	Not Detected	2.0	Not Detected
Heptane	0.50	Not Detected	2.0	Not Detected
Trichloroethene	0.50	Not Detected	2.7	Not Detected
1,2-Dichloropropane	0.50	Not Detected	2.3	Not Detected
1,4-Dioxane	2.0	Not Detected	7.2	Not Detected
Bromodichloromethane	0.50	Not Detected	3.4	Not Detected
cis-1,3-Dichloropropene	0.50	Not Detected	2.3	Not Detected
4-Methyl-2-pentanone	0.50	Not Detected	2.0	Not Detected
Toluene	0.50	Not Detected	1.9	Not Detected
trans-1,3-Dichloropropene	0.50	Not Detected	2.3	Not Detected
1,1,2-Trichloroethane	0.50	Not Detected	2.7	Not Detected
Tetrachloroethene	0.50	Not Detected	3.4	Not Detected
2-Hexanone	2.0	Not Detected	8.2	Not Detected

Client Sample ID: Lab Blank

Lab ID#: 1301353AR1-05A

EPA METHOD TO-15 GC/MS FULL SCAN

File Name:	**3012210**	**Date of Collection: NA**	
Dil. Factor:	**1.00**	**Date of Analysis: 1/22/13 12:39 PM**	

Compound	Rpt. Limit (ppbv)	Amount (ppbv)	Rpt. Limit (ug/m3)	Amount (ug/m3)
Dibromochloromethane	0.50	Not Detected	4.2	Not Detected
1,2-Dibromoethane (EDB)	0.50	Not Detected	3.8	Not Detected
Chlorobenzene	0.50	Not Detected	2.3	Not Detected
Ethyl Benzene	0.50	Not Detected	2.2	Not Detected
m,p-Xylene	0.50	Not Detected	2.2	Not Detected
o-Xylene	0.50	Not Detected	2.2	Not Detected
Styrene	0.50	Not Detected	2.1	Not Detected
Bromoform	0.50	Not Detected	5.2	Not Detected
Cumene	0.50	Not Detected	2.4	Not Detected
1,1,2,2-Tetrachloroethane	0.50	Not Detected	3.4	Not Detected
Propylbenzene	0.50	Not Detected	2.4	Not Detected
4-Ethyltoluene	0.50	Not Detected	2.4	Not Detected
1,3,5-Trimethylbenzene	0.50	Not Detected	2.4	Not Detected
1,2,4-Trimethylbenzene	0.50	Not Detected	2.4	Not Detected
1,3-Dichlorobenzene	0.50	Not Detected	3.0	Not Detected
1,4-Dichlorobenzene	0.50	0.059 J	3.0	0.36 J
alpha-Chlorotoluene	0.50	Not Detected	2.6	Not Detected
1,2-Dichlorobenzene	0.50	Not Detected	3.0	Not Detected
1,2,4-Trichlorobenzene	2.0	Not Detected	15	Not Detected
Hexachlorobutadiene	2.0	Not Detected	21	Not Detected
Butane	2.0	Not Detected	4.8	Not Detected
Isopentane	2.0	Not Detected	5.9	Not Detected

J = Estimated value.

TENTATIVELY IDENTIFIED COMPOUNDS

Compound	CAS Number	Match Quality	Amount ((ppbv))
None Identified			

Container Type: NA - Not Applicable

Surrogates	%Recovery	Method Limits
Toluene-d8	88	70-130
1,2-Dichloroethane-d4	84	70-130
4-Bromofluorobenzene	94	70-130

eurofins | Air Toxics

Client Sample ID: CCV

Lab ID#: 1301353AR1-06A

EPA METHOD TO-15 GC/MS FULL SCAN

File Name:	**3012202**	**Date of Collection: NA**	
Dil. Factor:	**1.00**	**Date of Analysis: 1/22/13 09:02 AM**	

Compound	%Recovery
Freon 12	94
Freon 114	105
Chloromethane	96
Vinyl Chloride	105
1,3-Butadiene	105
Bromomethane	116
Chloroethane	105
Freon 11	93
Ethanol	107
Freon 113	109
1,1-Dichloroethene	116
Acetone	110
2-Propanol	108
Carbon Disulfide	110
3-Chloropropene	117
Methylene Chloride	97
Methyl tert-butyl ether	119
trans-1,2-Dichloroethene	120
Hexane	124
1,1-Dichloroethane	101
2-Butanone (Methyl Ethyl Ketone)	105
cis-1,2-Dichloroethene	114
Tetrahydrofuran	107
Chloroform	96
1,1,1-Trichloroethane	92
Cyclohexane	120
Carbon Tetrachloride	91
2,2,4-Trimethylpentane	115
Benzene	91
1,2-Dichloroethane	77
Heptane	106
Trichloroethene	89
1,2-Dichloropropane	89
1,4-Dioxane	92
Bromodichloromethane	81
cis-1,3-Dichloropropene	97
4-Methyl-2-pentanone	103
Toluene	90
trans-1,3-Dichloropropene	108
1,1,2-Trichloroethane	99
Tetrachloroethene	102
2-Hexanone	116

Client Sample ID: CCV

Lab ID#: 1301353AR1-06A

EPA METHOD TO-15 GC/MS FULL SCAN

File Name:	**3012202**	**Date of Collection: NA**	
Dil. Factor:	**1.00**	**Date of Analysis: 1/22/13 09:02 AM**	

Compound	%Recovery
Dibromochloromethane	99
1,2-Dibromoethane (EDB)	102
Chlorobenzene	98
Ethyl Benzene	109
m,p-Xylene	112
o-Xylene	116
Styrene	118
Bromoform	100
Cumene	115
1,1,2,2-Tetrachloroethane	91
Propylbenzene	106
4-Ethyltoluene	111
1,3,5-Trimethylbenzene	117
1,2,4-Trimethylbenzene	122
1,3-Dichlorobenzene	100
1,4-Dichlorobenzene	102
alpha-Chlorotoluene	111
1,2-Dichlorobenzene	100
1,2,4-Trichlorobenzene	93
Hexachlorobutadiene	91
Butane	98
Isopentane	102

Container Type: NA - Not Applicable

Surrogates	%Recovery	Method Limits
Toluene-d8	90	70-130
1,2-Dichloroethane-d4	83	70-130
4-Bromofluorobenzene	98	70-130

eurofins | Air Toxics

Client Sample ID: LCS

Lab ID#: 1301353AR1-07A

EPA METHOD TO-15 GC/MS FULL SCAN

File Name:	**3012203**	**Date of Collection: NA**	
Dil. Factor:	**1.00**	**Date of Analysis: 1/22/13 09:31 AM**	

Compound	%Recovery
Freon 12	94
Freon 114	106
Chloromethane	92
Vinyl Chloride	106
1,3-Butadiene	106
Bromomethane	113
Chloroethane	106
Freon 11	93
Ethanol	103
Freon 113	112
1,1-Dichloroethene	126
Acetone	111
2-Propanol	110
Carbon Disulfide	137 Q
3-Chloropropene	139 Q
Methylene Chloride	97
Methyl tert-butyl ether	119
trans-1,2-Dichloroethene	135 Q
Hexane	122
1,1-Dichloroethane	101
2-Butanone (Methyl Ethyl Ketone)	110
cis-1,2-Dichloroethene	115
Tetrahydrofuran	102
Chloroform	97
1,1,1-Trichloroethane	94
Cyclohexane	119
Carbon Tetrachloride	92
2,2,4-Trimethylpentane	115
Benzene	89
1,2-Dichloroethane	74
Heptane	103
Trichloroethene	88
1,2-Dichloropropane	87
1,4-Dioxane	93
Bromodichloromethane	81
cis-1,3-Dichloropropene	95
4-Methyl-2-pentanone	96
Toluene	86
trans-1,3-Dichloropropene	106
1,1,2-Trichloroethane	98
Tetrachloroethene	98
2-Hexanone	110

Client Sample ID: LCS

Lab ID#: 1301353AR1-07A

EPA METHOD TO-15 GC/MS FULL SCAN

File Name:	**3012203**	**Date of Collection: NA**	
Dil. Factor:	**1.00**	**Date of Analysis: 1/22/13 09:31 AM**	

Compound	%Recovery
Dibromochloromethane	97
1,2-Dibromoethane (EDB)	100
Chlorobenzene	96
Ethyl Benzene	106
m,p-Xylene	112
o-Xylene	115
Styrene	115
Bromoform	99
Cumene	115
1,1,2,2-Tetrachloroethane	92
Propylbenzene	106
4-Ethyltoluene	105
1,3,5-Trimethylbenzene	116
1,2,4-Trimethylbenzene	119
1,3-Dichlorobenzene	101
1,4-Dichlorobenzene	102
alpha-Chlorotoluene	109
1,2-Dichlorobenzene	102
1,2,4-Trichlorobenzene	101
Hexachlorobutadiene	94
Butane	100
Isopentane	101

Q = Exceeds Quality Control limits.

Container Type: NA - Not Applicable

Surrogates	%Recovery	Method Limits
Toluene-d8	89	70-130
1,2-Dichloroethane-d4	82	70-130
4-Bromofluorobenzene	97	70-130

Client Sample ID: LCSD

Lab ID#: 1301353AR1-07AA

EPA METHOD TO-15 GC/MS FULL SCAN

File Name:	**3012204**	**Date of Collection: NA**	
Dil. Factor:	**1.00**	**Date of Analysis: 1/22/13 09:49 AM**	

Compound	%Recovery
Freon 12	89
Freon 114	99
Chloromethane	94
Vinyl Chloride	102
1,3-Butadiene	100
Bromomethane	109
Chloroethane	100
Freon 11	88
Ethanol	97
Freon 113	105
1,1-Dichloroethene	120
Acetone	104
2-Propanol	103
Carbon Disulfide	131 Q
3-Chloropropene	131 Q
Methylene Chloride	92
Methyl tert-butyl ether	112
trans-1,2-Dichloroethene	130
Hexane	115
1,1-Dichloroethane	98
2-Butanone (Methyl Ethyl Ketone)	101
cis-1,2-Dichloroethene	110
Tetrahydrofuran	99
Chloroform	93
1,1,1-Trichloroethane	90
Cyclohexane	116
Carbon Tetrachloride	88
2,2,4-Trimethylpentane	112
Benzene	88
1,2-Dichloroethane	73
Heptane	100
Trichloroethene	86
1,2-Dichloropropane	85
1,4-Dioxane	85
Bromodichloromethane	79
cis-1,3-Dichloropropene	92
4-Methyl-2-pentanone	94
Toluene	87
trans-1,3-Dichloropropene	103
1,1,2-Trichloroethane	96
Tetrachloroethene	97
2-Hexanone	106

Client Sample ID: LCSD

Lab ID#: 1301353AR1-07AA

EPA METHOD TO-15 GC/MS FULL SCAN

File Name:	**3012204**	**Date of Collection: NA**	
Dil. Factor:	**1.00**	**Date of Analysis: 1/22/13 09:49 AM**	

Compound	%Recovery
Dibromochloromethane	95
1,2-Dibromoethane (EDB)	99
Chlorobenzene	96
Ethyl Benzene	105
m,p-Xylene	110
o-Xylene	113
Styrene	112
Bromoform	96
Cumene	113
1,1,2,2-Tetrachloroethane	91
Propylbenzene	104
4-Ethyltoluene	104
1,3,5-Trimethylbenzene	114
1,2,4-Trimethylbenzene	116
1,3-Dichlorobenzene	100
1,4-Dichlorobenzene	101
alpha-Chlorotoluene	104
1,2-Dichlorobenzene	100
1,2,4-Trichlorobenzene	104
Hexachlorobutadiene	95
Butane	90
Isopentane	96

Q = Exceeds Quality Control limits.

Container Type: NA - Not Applicable

Surrogates	%Recovery	Method Limits
Toluene-d8	89	70-130
1,2-Dichloroethane-d4	82	70-130
4-Bromofluorobenzene	97	70-130

1301353

Shell Oil Products Chain Of Custody Record

URS

Air Toxics LTD.
Project Name: Roxana Soil Vapor
Project # 21562850.04001
Lab Vendor #

Please Check Appropriate Box:
☑ ENV. SERVICES ☐ MOTIVA RETAIL ☐ SHELL RETAIL
☐ MOTIVA SD&CN ☐ CONSULTANT ☐ LUBES
☐ SHELL PIPELINE ☐ OTHER

Print Bill To Contact Name: Robert Mooshegian
INCIDENT # (ENV SERVICES): 9 7 2 1 6 6 4 0
☐ CHECK IF NO INCIDENT # APPLIES
DATE: 01/21/13
PO #
SAP #: 3 4 0 0 6 1
PAGE: 1 of 1

SAMPLING COMPANY: URS CORPORATION
LOG CODE:
SITE ADDRESS: Street and City: 900 SOUTH CENTRAL AVE -- ROXANA
State: IL
GLOBAL ID NO.:
ADDRESS: 1001 HIGHLANDS PLAZA DRIVE WEST - SUITE 300; ST. LOUIS, MO 63110
EDF DELIVERABLE TO (Name, Company, Office Location): Elizabeth Kunkel, URS, St. Louis
PHONE NO.: 314-743-4179
E-MAIL: Elizabeth_Kunkel@URSCorp.com
CONSULTANT PROJECT NAME#: Roxana Soil Vapor
Laboratory Address: Air Toxics, LTD 180 Blue Ravine Road, Suite B, Folsom, CA 95630-4719
M. Currier, E. Arthur, A. Day, B. Lehon
TELEPHONE: 314-429-0100
FAX: 314-429-0462
Bill To Contact E-MAIL: Robert.Mooshegian@urs.com

TURNAROUND TIME (CALENDAR DAYS): SAME DAY
☐ STANDARD (14 DAY) ☐ 5 DAYS ☐ 3 DAYS ☐ 2 DAYS ☐ 24 HOURS ☐ RESULTS NEEDED ON WEEKEND

REQUESTED ANALYSIS

☐ LA - RWQCB REPORT FORMAT ☑ UST AGENCY:
DELIVERABLES: ☐ LEVEL 1 ☐ LEVEL 2 ☐ LEVEL 3 ☑ LEVEL 4 ☐ OTHER (SPECIFY)

☑ SHELL CONTRACT RATE APPLIES
☐ STATE REIMBURSEMENT RATE APPLIES
☐ EDD NOT NEEDED
☑ RECEIPT VERIFICATION REQUESTED

Turn Around Time:
☐ Normal
☑ Rush
SAME DAY Specify

Lab Use Only
Pressurized by:
Date:
Pressurization Gas: N_2 He

LAB USE ONLY	Field Sample Identification	SAMPLING DATE	SAMPLING TIME	Canister Number	Canister Pressure/Vacuum Initial	Final	Receipt	Final (psi)	Modified TO-15 + Butane & Isopentane	ASTM D-1946 + Hollium	ASTM D-1946
	VMP-47-5-012113	01/21/13	1210-1240	12372	-30	-11			X	X	
	VMP-47-10-012113	01/21/13	1310-1340	8019	-30	-9			X	X	
	VMP-1-5-012113	01/21/13	1108-1138	1033	-30	-8.5			X	X	
	VMP-1-38.5-012113	01/21/13	1532-1602	31790	-30	-9			X	X	

ADDITIONAL NOTES:
- Same day turn around time
- Report results between MDL and RL
- Level IV ECVP

Relinquished by: (Signature)	Received by: (Signature) FEDEX	Date: 1/21/13	Time: 1830
Relinquished by: (Signature)	Received by: (Signature)	Date: 1/22/13	Time: 1045
Relinquished by: (Signature)	Received by: (Signature)	Date:	Time

05/2/05 Revision

Custody Seal Intact?
Y N None Temp N/A

eurofins | Air Toxics

2/12/2013
Ms. Elizabeth Kunkel
URS Corporation
1001 Highlands Plaza Dr. West
Suite 300
St. Louis MO 63110

Project Name: Roxana Soil Vapor
Project #:
Workorder #: 1301353BR1

Dear Ms. Elizabeth Kunkel

The following report includes the data for the above referenced project for sample(s) received on 1/22/2013 at Air Toxics Ltd.

The data and associated QC analyzed by Modified ASTM D-1945 are compliant with the project requirements or laboratory criteria with the exception of the deviations noted in the attached case narrative.

Thank you for choosing Air Toxics Ltd. for your air analysis needs. Air Toxics Ltd. is committed to providing accurate data of the highest quality. Please feel free to contact the Project Manager: Kelly Buettner at 916-985-1000 if you have any questions regarding the data in this report.

Regards,

Kelly Buettner

Project Manager

Reviewed
on
2/18/2013

eurofins | Air Toxics

WORK ORDER #: 1301353BR1

Work Order Summary

CLIENT:	Ms. Elizabeth Kunkel URS Corporation 1001 Highlands Plaza Dr. West Suite 300 St. Louis, MO 63110	**BILL TO:**	Accounts Payable Austin URS Corporation P.O. BOX 203970 Austin, TX 78720-1088
PHONE:	314-743-4179	**P.O. #**	21562735.00013
FAX:		**PROJECT #**	Roxana Soil Vapor
DATE RECEIVED:	01/22/2013	**CONTACT:**	Kelly Buettner
DATE COMPLETED:	01/23/2013		
DATE REISSUED:	02/12/2013		

FRACTION #	NAME	TEST	RECEIPT VAC./PRES.	FINAL PRESSURE
01A	VMP-47-5-012113	Modified ASTM D-1945	9.0 "Hg	15 psi
02A	VMP-47-10-012113	Modified ASTM D-1945	8.0 "Hg	15 psi
03A	VMP-1-5-012113	Modified ASTM D-1945	6.5 "Hg	15 psi
04A	VMP-1-38.5-012113	Modified ASTM D-1945	7.0 "Hg	15 psi
05A	Lab Blank	Modified ASTM D-1945	NA	NA
05B	Lab Blank	Modified ASTM D-1945	NA	NA
06A	LCS	Modified ASTM D-1945	NA	NA
06AA	LCSD	Modified ASTM D-1945	NA	NA

CERTIFIED BY: Heidi Hayes DATE: 02/12/13

Technical Director

Certification numbers: AZ Licensure AZ0775, CA NELAP - 12282CA, NY NELAP - 11291, TX NELAP - T104704434-12-4, UT NELAP CA009332012-3, WA NELAP - C935
Name of Accrediting Agency: NELAP/ORELAP (Oregon Environmental Laboratory Accreditation Program)
Accreditation number: CA300005, Effective date: 10/18/2012, Expiration date: 10/17/2013.
Eurofins Air Toxics Ltd. certifies that the test results contained in this report meet all requirements of the NELAC standards

This report shall not be reproduced, except in full, without the written approval of Eurofins Air Toxics, Inc.

180 BLUE RAVINE ROAD, SUITE B FOLSOM, CA - 9563
(916) 985-1000 . (800) 985-5955 . FAX (916) 985-1020

LABORATORY NARRATIVE
Modified ASTM D-1946
URS Corporation
Workorder# 1301353BR1

Four 1 Liter Summa Canister samples were received on January 22, 2013. The laboratory performed analysis via Modified ASTM Method D-1946 for Methane and fixed gases in air using GC/FID or GC/TCD. The method involves direct injection of 1.0 mL of sample.

On the analytical column employed for this analysis, Oxygen coelutes with Argon. The corresponding peak is quantitated as Oxygen.

Since Nitrogen is used to pressurize samples, the reported Nitrogen values are calculated by adding all the sample components and subtracting from 100%.

Method modifications taken to run these samples are summarized in the table below. Specific project requirements may over-ride the ATL modifications.

Requirement	*ASTM D-1946*	*ATL Modifications*
Calibration	A single point calibration is performed using a reference standard closely matching the composition of the unknown.	A 3-point calibration curve is performed. Quantitation is based on a daily calibration standard which may or may not resemble the composition of the associated samples.
Reference Standard	The composition of any reference standard must be known to within 0.01 mol % for any component.	The standards used by ATL are blended to a >/= 95% accuracy.
Sample Injection Volume	Components whose concentrations are in excess of 5 % should not be analyzed by using sample volumes greater than 0.5 mL.	The sample container is connected directly to a fixed volume sample loop of 1.0 mL on the GC. Linear range is defined by the calibration curve. Bags are loaded by vacuum.
Normalization	Normalize the mole percent values by multiplying each value by 100 and dividing by the sum of the original values. The sum of the original values should not differ from 100% by more than 1.0%.	Results are not normalized. The sum of the reported values can differ from 100% by as much as 15%, either due to analytical variability or an unusual sample matrix.
Precision	Precision requirements established at each concentration level.	Duplicates should agree within 25% RPD for detections > 5 X's the RL.

Receiving Notes

There were no receiving discrepancies.

Analytical Notes

As per project specific client request the laboratory has reported estimated values for target compound hits that are below the Reporting Limit but greater than the Method Detection Limit. Concentrations that are below the level at which the canister was certified may be false positives.

The reporting limit for Carbon Monoxide was raised from 0.010% to 0.050%.

THE WORKORDER WAS REISSUED ON 02/12/13 TO REPORT ADDITIONAL COMPOUNDS FOR VMP-47-5-012113, VMP-47-10-012113, VMP-1-5-012113 and VMP-1-38.5-012113 PER CLIENT REQUEST.

Definition of Data Qualifying Flags

Seven qualifiers may have been used on the data analysis sheets and indicate as follows:
B - Compound present in laboratory blank greater than reporting limit.
J - Estimated value.
E - Exceeds instrument calibration range.
S - Saturated peak.
Q - Exceeds quality control limits.
U - Compound analyzed for but not detected above the detection limit.
M - Reported value may be biased due to apparent matrix interferences.
File extensions may have been used on the data analysis sheets and indicates as follows:
a-File was requantified
b-File was quantified by a second column and detector
r1-File was requantified for the purpose of reissue

eurofins | Air Toxics

Summary of Detected Compounds
NATURAL GAS ANALYSIS BY MODIFIED ASTM D-1945

Client Sample ID: VMP-47-5-012113

Lab ID#: 1301353BR1-01A

Compound	Rpt. Limit (%)	Amount (%)
Oxygen	0.29	12
Nitrogen	0.29	81
Methane	0.00029	0.000020 J
Carbon Dioxide	0.029	6.8

Client Sample ID: VMP-47-10-012113

Lab ID#: 1301353BR1-02A

Compound	Rpt. Limit (%)	Amount (%)
Oxygen	0.28	5.3
Nitrogen	0.28	83
Carbon Dioxide	0.028	12

Client Sample ID: VMP-1-5-012113

Lab ID#: 1301353BR1-03A

Compound	Rpt. Limit (%)	Amount (%)
Oxygen	0.26	21
Nitrogen	0.26	78
Methane	0.00026	0.0016
Carbon Dioxide	0.026	0.34
Isobutane	0.0026	0.000084 J
Butane	0.0026	0.00090 J
Isopentane	0.0026	0.00091 J
Pentane	0.0026	0.00029 J
C6+	0.026	0.0011 J
Helium	0.13	0.17

Client Sample ID: VMP-1-38.5-012113

Lab ID#: 1301353BR1-04A

Compound	Rpt. Limit (%)	Amount (%)

eurofins | Air Toxics

Summary of Detected Compounds
NATURAL GAS ANALYSIS BY MODIFIED ASTM D-1945

Client Sample ID: VMP-1-38.5-012113

Lab ID#: 1301353BR1-04A

Compound	Rpt. Limit (%)	Amount (%)
Oxygen	0.26	20
Nitrogen	0.26	73
Methane	0.00026	0.0012
Carbon Dioxide	0.026	0.13
Butane	0.0026	0.00036 J
Isopentane	0.0026	0.00024 J
Pentane	0.0026	0.000084 J
C6+	0.026	0.00016 J
Helium	0.13	6.6

eurofins | Air Toxics

Client Sample ID: VMP-47-5-012113

Lab ID#: 1301353BR1-01A

NATURAL GAS ANALYSIS BY MODIFIED ASTM D-1945

File Name:	**9012220r1**	**Date of Collection: 1/21/13 12:40:00 PM**	
Dil. Factor:	**2.89**	**Date of Analysis: 1/22/13 04:57 PM**	

Compound	Rpt. Limit (%)	Amount (%)
Oxygen	0.29	12
Nitrogen	0.29	81
Carbon Monoxide	0.14	Not Detected
Methane	0.00029	0.000020 J
Carbon Dioxide	0.029	6.8
Ethane	0.0029	Not Detected
Ethene	0.0029	Not Detected
Acetylene	0.0029	Not Detected
Propane	0.0029	Not Detected
Isobutane	0.0029	Not Detected
Butane	0.0029	Not Detected
Neopentane	0.0029	Not Detected
Isopentane	0.0029	Not Detected
Pentane	0.0029	Not Detected
C6+	0.029	Not Detected
Helium	0.14	Not Detected

J = Estimated value.

Container Type: 1 Liter Summa Canister

eurofins | Air Toxics

Client Sample ID: VMP-47-10-012113

Lab ID#: 1301353BR1-02A

NATURAL GAS ANALYSIS BY MODIFIED ASTM D-1945

File Name:	**9012221r1**	**Date of Collection:**	**1/21/13 1:40:00 PM**
Dil. Factor:	**2.76**	**Date of Analysis:**	**1/22/13 05:28 PM**

Compound	Rpt. Limit (%)	Amount (%)
Oxygen	0.28	5.3
Nitrogen	0.28	83
Carbon Monoxide	0.14	Not Detected
Methane	0.00028	Not Detected
Carbon Dioxide	0.028	12
Ethane	0.0028	Not Detected
Ethene	0.0028	Not Detected
Acetylene	0.0028	Not Detected
Propane	0.0028	Not Detected
Isobutane	0.0028	Not Detected
Butane	0.0028	Not Detected
Neopentane	0.0028	Not Detected
Isopentane	0.0028	Not Detected
Pentane	0.0028	Not Detected
C6+	0.028	Not Detected
Helium	0.14	Not Detected

Container Type: 1 Liter Summa Canister

eurofins | Air Toxics

Client Sample ID: VMP-1-5-012113

Lab ID#: 1301353BR1-03A

NATURAL GAS ANALYSIS BY MODIFIED ASTM D-1945

File Name:	**9012222r1**	**Date of Collection:**	**1/21/13 11:38:00 AM**
Dil. Factor:	**2.58**	**Date of Analysis:**	**1/22/13 05:58 PM**

Compound	Rpt. Limit (%)	Amount (%)
Oxygen	0.26	21
Nitrogen	0.26	78
Carbon Monoxide	0.13	Not Detected
Methane	0.00026	0.0016
Carbon Dioxide	0.026	0.34
Ethane	0.0026	Not Detected
Ethene	0.0026	Not Detected
Acetylene	0.0026	Not Detected
Propane	0.0026	Not Detected
Isobutane	0.0026	0.000084 J
Butane	0.0026	0.00090 J
Neopentane	0.0026	Not Detected
Isopentane	0.0026	0.00091 J
Pentane	0.0026	0.00029 J
C6+	0.026	0.0011 J
Helium	0.13	0.17

J = Estimated value.

Container Type: 1 Liter Summa Canister

eurofins | Air Toxics

Client Sample ID: VMP-1-38.5-012113

Lab ID#: 1301353BR1-04A

NATURAL GAS ANALYSIS BY MODIFIED ASTM D-1945

File Name:	**9012223r1**	**Date of Collection: 1/21/13 4:02:00 PM**	
Dil. Factor:	**2.64**	**Date of Analysis: 1/22/13 06:21 PM**	

Compound	Rpt. Limit (%)	Amount (%)
Oxygen	0.26	20 J
Nitrogen	0.26	73 J
Carbon Monoxide	0.13	Not Detected UJ
Methane	0.00026	0.0012 J
Carbon Dioxide	0.026	0.13 J
Ethane	0.0026	Not Detected UJ
Ethene	0.0026	Not Detected
Acetylene	0.0026	Not Detected
Propane	0.0026	Not Detected
Isobutane	0.0026	Not Detected
Butane	0.0026	0.00036 J J
Neopentane	0.0026	Not Detected UJ
Isopentane	0.0026	0.00024 J J
Pentane	0.0026	0.000084 J J
C6+	0.026	0.00016 J J
Helium	0.13	6.6 J

J = Estimated value.

Container Type: 1 Liter Summa Canister

eurofins | Air Toxics

Client Sample ID: Lab Blank

Lab ID#: 1301353BR1-05A

NATURAL GAS ANALYSIS BY MODIFIED ASTM D-1945

File Name:	**9012214a**	**Date of Collection: NA**	
Dil. Factor:	**1.00**	**Date of Analysis: 1/22/13 02:03 PM**	

Compound	Rpt. Limit (%)	Amount (%)
Oxygen	0.10	Not Detected
Nitrogen	0.10	0.087 J
Carbon Monoxide	0.050	Not Detected
Methane	0.00010	Not Detected
Carbon Dioxide	0.010	Not Detected
Ethane	0.0010	Not Detected
Ethene	0.0010	Not Detected
Acetylene	0.0010	Not Detected
Propane	0.0010	Not Detected
Isobutane	0.0010	Not Detected
Butane	0.0010	Not Detected
Neopentane	0.0010	Not Detected
Isopentane	0.0010	Not Detected
Pentane	0.0010	Not Detected
C6+	0.010	Not Detected

J = Estimated value.

Container Type: NA - Not Applicable

eurofins | Air Toxics

Client Sample ID: Lab Blank

Lab ID#: 1301353BR1-05B

NATURAL GAS ANALYSIS BY MODIFIED ASTM D-1945

File Name:	**9012213b**	**Date of Collection: NA**	
Dil. Factor:	**1.00**	**Date of Analysis: 1/22/13 01:41 PM**	

Compound	Rpt. Limit (%)	Amount (%)
Helium	0.050	Not Detected

Container Type: NA - Not Applicable

eurofins | Air Toxics

Client Sample ID: LCS

Lab ID#: 1301353BR1-06A

NATURAL GAS ANALYSIS BY MODIFIED ASTM D-1945

File Name:	**9012202**	**Date of Collection: NA**	
Dil. Factor:	**1.00**	**Date of Analysis: 1/22/13 08:08 AM**	

Compound	%Recovery
Oxygen	100
Nitrogen	100
Carbon Monoxide	97
Methane	102
Carbon Dioxide	101
Ethane	103
Ethene	100
Acetylene	102
Propane	106
Isobutane	106
Butane	104
Neopentane	105
Isopentane	104
Pentane	104
C6+	104
Helium	102

Container Type: NA - Not Applicable

eurofins | Air Toxics

Client Sample ID: LCSD

Lab ID#: 1301353BR1-06AA

NATURAL GAS ANALYSIS BY MODIFIED ASTM D-1945

File Name:	**9012224**	**Date of Collection: NA**	
Dil. Factor:	**1.00**	**Date of Analysis: 1/22/13 06:43 PM**	

Compound	%Recovery
Oxygen	101
Nitrogen	101
Carbon Monoxide	96
Methane	107
Carbon Dioxide	101
Ethane	109
Ethene	105
Acetylene	107
Propane	111
Isobutane	112
Butane	110
Neopentane	111
Isopentane	109
Pentane	109
C6+	109
Helium	101

Container Type: NA - Not Applicable

1301353

Shell Oil Products Chain Of Custody Record

URS

Air Toxics LTD.
Project Name: Roxana Soil Vapor
Project # 21562850.04001
Lab Vendor #

Please Check Appropriate Box:
☑ ENV. SERVICES ☐ MOTIVA RETAIL ☐ SHELL RETAIL
☐ MOTIVA SD&CM ☐ CONSULTANT ☐ LUBES
☐ SHELL PIPELINE ☐ OTHER

Print Bill To Contact Name: Robert Moosheglan
PO #:
INCIDENT # (ENV SERVICES): 9 7 2 1 6 6 4 0
SAP #: 3 4 0 0 6 1
☐ CHECK IF NO INCIDENT # APPLIES
DATE: 01/21/13
PAGE 1 of 1

SAMPLING COMPANY: URS CORPORATION
LOG CODE:
SITE ADDRESS: Street and City: 900 SOUTH CENTRAL AVE -- ROXANA
State: IL
GLOBAL ID NO.:
ADDRESS: 1001 HIGHLANDS PLAZA DRIVE WEST - SUITE 300, ST. LOUIS, MO 63110
EDF DELIVERABLE TO (Name, Company, Office Location): Elizabeth Kunkel, URS, St. Louis
PHONE NO.: 314-743-4179
E-MAIL: Elizabeth.Kunkel@URSCorp.com
CONSULTANT PROJECT NAME#: Roxana Soil Vapor
Laboratory Address: Air Toxics, LTD 180 Blue Ravine Road, Suite B, Folsom, CA 95630-4719
M. Currier, E. Arthur, A. Day, B. Lehan
TELEPHONE: 314-429-0100
FAX: 314-429-0462
EDF To Contact E-MAIL: Robert.Moosheglan@urs.com

TURNAROUND TIME (CALENDAR DAYS): (ONLY ONE)
☐ STANDARD (14 DAY) ☐ 5 DAYS ☐ 3 DAYS ☐ 2 DAYS ☐ 24 HOURS ☐ RESULTS NEEDED ON WEEKEND

☐ LA - RWQCB REPORT FORMAT ☑ UST AGENCY:
DELIVERABLES: ☐ LEVEL 1 ☐ LEVEL 2 ☐ LEVEL 3 ☑ LEVEL 4 ☐ OTHER (SPECIFY)

☑ SHELL CONTRACT RATE APPLIES
☐ STATE REIMBURSEMENT RATE APPLIES
☐ EDD NOT NEEDED
☑ RECEIPT VERIFICATION REQUESTED

REQUESTED ANALYSIS

LAB USE ONLY	Field Sample Identification	SAMPLING DATE	SAMPLING TIME	Canister Number	Canister Pressure/Vacuum: Initial	Final	Receipt	Final (psi)	Modified TO-15 + Butane & Isopentane	ASTM D-1946 + Helium	ASTM D-1946				
	VMP-47-5-012113	01/21/13	1210-1240	12372	-30	-11			X	X					
	VMP-47-10-012113	01/21/13	1310-1340	8019	-30	-9			X	X					
	VMP-1-5-012113	01/21/13	1105-1138	1033	-30	-8.5			X	X					
	VMP-1-38.5-012113	01/21/13	1532-1602	31790	-30	-9			X	X					

Turn Around Time:
☐ Normal
☑ Rush
SAME DAY Specify

Lab use Only
Pressurized by:
Date:
Pressurization Gas: N2 He

ADDITIONAL NOTES:
- Same day turn around time
- Report results between MDL and RL
- Level IV ECVP

Relinquished by (Signature)	Received by (Signature)	Date	Time
	FEDEX	1/21/13	1830
		1/22/13	1045

05/2/05 Revision

Custody Seal Intact?
Y N None Temp N/A

Roxana Soil Vapor Quarterly – 1st Quarter 2013 Data Review

Laboratory SDG: 1301354AR1,BR1

Data Reviewer: Elizabeth Kunkel

Peer Reviewer: Steve Gragert

Date Reviewed: 2/19/2013

Guidance: USEPA National Functional Guidelines for Superfund Organic Methods Data Review 2008

Sample Identification	Sample Identification
VMP-47-20-012113	VMP-47-30-012113
VMP-1-8.5-012113	VMP-1-23.5-012113

1.0 Data Package Completeness

Were all items delivered as specified in the QAPP and COC as appropriate?

Yes, however, professional judgment was used to qualify sample VMP-1-23.5-012113 due to the helium result in the sample (6.2%) that was greater than 10% of helium in the shroud (48.8%).

2.0 Laboratory Case Narrative \ Cooler Receipt Form

Were problems noted in the laboratory case narrative or cooler receipt form?

The laboratory case narrative indicated samples VMP-47-20-012113, VMP-47-30-012113, and VMP-1-8.5-012113 were diluted due to high levels of targets of analytes. Sample VMP-1-8.5-012113 was diluted and re-analyzed to bring butane and isopentane within the calibration range of the instrument. Butane and isopentane results were reported from the re-analysis run and the remaining compounds were reported from the original analysis. The TO-15 LCSD recovery for Freon 11 was outside evaluation criteria. Although not indicated in the laboratory case narrative, analytes were detected in the method blank. The CCV recovery for 1,2,4-trichlorobenzene was outside evaluation criteria. These issues are addressed further in the appropriate sections below. The laboratory report was re-issued to report additional natural gas analytes via ASTM D-1945, and also the top five tentatively identified compounds (TICs) via TO-15. Additionally, the ethanol result was corrected in sample VMP-1-23.5-012113 due to laboratory error in having reported ethanol below the method detection limit.

No issues or discrepancies were noted in the cooler receipt form.

3.0 Holding Times

Were samples extracted/analyzed within applicable limits?

Yes

4.0 Blank Contamination

Were any analytes detected in the Blanks?

Yes

Blank ID	Parameter	Analyte	Concentration/ Amount
1301354A-05A	TO-15	Acetone	0.67 ppbv / 1.6 µg/m^3
1301354A-05A	TO-15	4-Ethyltoluene	0.093 ppbv / 0.46 µg/m^3
1301354A-05B	TO-15	Ethanol	8.0 ppbv / 15 µg/m^3
1301354A-05B	TO-15	Methylene chloride	1.1 ppbv / 3.8 µg/m^3
13013574B-05A	Natural gases	Nitrogen	0.087%

Analytical data that were reported non-detect or at concentrations greater than five times (5X) the associated blank concentration did not require qualification. No qualification of data was required.

5.0 Laboratory Control Sample

Were LCS recoveries within evaluation criteria?

No

LCS/LCSD ID	Parameter	Analyte	LCS/LCSD Recovery	LCS/ LCSD RPD	LCS/LCSD /RPD Criteria
1301354A-07A/AA	TO-15	Freon 11	71/**69**	3	70-130/25

Analytical data that required qualification based on LCS data are included in the table below.

Sample ID	Parameter	Analyte	Qualification
VMP-1-8.5-012113	TO-15	Freon 11	**UJ**
VMP-1-23.5-012113	TO-15	Freon 11	**UJ**

6.0 Surrogate Recoveries

Were surrogate recoveries within evaluation criteria?

Yes

7.0 Matrix Spike and Matrix Spike Duplicate Recoveries

Were MS/MSD samples analyzed as part of this SDG?

MS/MSD samples are not applicable for vapor samples, due to the inability to spike the samples.

8.0 Laboratory Duplicate Results

Were laboratory duplicate samples collected as part of this SDG?

No

9.0 Field Duplicate Results

Were field duplicate samples collected as part of this SDG?

No

10.0 Sample Dilutions

For samples that were diluted and nondetect, were undiluted results also reported?

Not applicable; analytes were detected in samples that were diluted.

11.0 Additional Qualifications

Were additional qualifications applied?

Yes, professional judgment was used to qualify sample VMP-1-23.5-012113 due to the helium result in the sample (6.2%) that was greater than 10% of helium in the shroud (48.8%).

Sample ID	Parameter	Analyte	Qualification
VMP-1-23.5-012113	TO-15	All detects	**J**
VMP-1-23.5-012113	TO-15	All non-detects	**UJ**
VMP-1-23.5-012113	Natural gases	All detects	**J**
VMP-1-23.5-012113	Natural gases	All non-detects	**UJ**

Additionally, the CCV percent recovery for 1,2,4-trichlorobenzene was outside evaluation criteria as summarized in the table below.

CCV ID	Parameter	Analyte	CCV Recovery	CCV Criteria
1301354A-06A	TO-15	1,,2,4-Trichlorobenzene	**68**	70-130

Data requiring qualification based on CCV recoveries are summarized in the following table.

Sample ID	Parameter	Analyte	Qualification
VMP-1-8.5-012113	TO-15	1,,2,4-Trichlorobenzene	**UJ**
VMP-1-23.5-012113	TO-15	1,,2,4-Trichlorobenzene	**UJ**

eurofins | Air Toxics

2/15/2013
Ms. Elizabeth Kunkel
URS Corporation
1001 Highlands Plaza Dr. West
Suite 300
St. Louis MO 63110

Project Name: Roxana Soil Vapor
Project #: 21562850.04001
Workorder #: 1301354AR1

Dear Ms. Elizabeth Kunkel

The following report includes the data for the above referenced project for sample(s) received on 1/22/2013 at Air Toxics Ltd.

The data and associated QC analyzed by Modified TO-15 are compliant with the project requirements or laboratory criteria with the exception of the deviations noted in the attached case narrative.

Thank you for choosing Air Toxics Ltd. for your air analysis needs. Air Toxics Ltd. is committed to providing accurate data of the highest quality. Please feel free to contact the Project Manager: Kelly Buettner at 916-985-1000 if you have any questions regarding the data in this report.

Regards,

Kelly Buettner

Project Manager

Reviewed
on
2/18/2013

eurofins | Air Toxics

WORK ORDER #: 1301354AR1

Work Order Summary

CLIENT:	Ms. Elizabeth Kunkel URS Corporation 1001 Highlands Plaza Dr. West Suite 300 St. Louis, MO 63110	**BILL TO:**	Accounts Payable Austin URS Corporation P.O. BOX 203970 Austin, TX 78720-1088
PHONE:	314-743-4179	**P.O. #**	21562735.00013
FAX:		**PROJECT #**	21562850.04001 Roxana Soil Vapor
DATE RECEIVED:	01/22/2013	**CONTACT:**	Kelly Buettner
DATE COMPLETED:	01/23/2013		
DATE REISSUED:	02/15/2013		

FRACTION #	NAME	TEST	RECEIPT VAC./PRES.	FINAL PRESSURE
01A	VMP-47-20-012113	Modified TO-15	6.0 "Hg	15 psi
02A	VMP-47-30-012113	Modified TO-15	6.5 "Hg	15 psi
03A	VMP-1-8.5-012113	Modified TO-15	5.5 "Hg	15 psi
03B	VMP-1-8.5-012113	Modified TO-15	5.5 "Hg	15 psi
04A	VMP-1-23.5-012113	Modified TO-15	7.5 "Hg	15 psi
05A	Lab Blank	Modified TO-15	NA	NA
05B	Lab Blank	Modified TO-15	NA	NA
06A	CCV	Modified TO-15	NA	NA
06B	CCV	Modified TO-15	NA	NA
07A	LCS	Modified TO-15	NA	NA
07AA	LCSD	Modified TO-15	NA	NA
07B	LCS	Modified TO-15	NA	NA
07BB	LCSD	Modified TO-15	NA	NA

CERTIFIED BY: Heidi Hayes DATE: 02/15/13

Technical Director

Certification numbers: AZ Licensure AZ0775, CA NELAP - 12282CA, NY NELAP - 11291,
TX NELAP - T104704434-12-4, UT NELAP CA009332012-3, WA NELAP - C935
Name of Accrediting Agency: NELAP/ORELAP (Oregon Environmental Laboratory Accreditation Program)
Accreditation number: CA300005, Effective date: 10/18/2012, Expiration date: 10/17/2013.
Eurofins Air Toxics Ltd. certifies that the test results contained in this report meet all requirements of the NELAC standards

This report shall not be reproduced, except in full, without the written approval of Eurofins Air Toxics, Inc.

180 BLUE RAVINE ROAD, SUITE B FOLSOM, CA - 9563
(916) 985-1000 . (800) 985-5955 . FAX (916) 985-1020

LABORATORY NARRATIVE
EPA Method TO-15
URS Corporation
Workorder# 1301354AR1

Four 1 Liter Summa Canister samples were received on January 22, 2013. The laboratory performed analysis via EPA Method TO-15 using GC/MS in the full scan mode.

This workorder was independently validated prior to submittal using 'USEPA National Functional Guidelines' as generally applied to the analysis of volatile organic compounds in air. A rules-based, logic driven, independent validation engine was employed to assess completeness, evaluate pass/fail of relevant project quality control requirements and verification of all quantified amounts.

Receiving Notes

There were no receiving discrepancies.

Analytical Notes

As per client project requirements, the laboratory has reported estimated values for target compound hits that are below the Reporting Limit but greater than the Method Detection Limit.

Due to high-level target compounds, sample VMP-1-8.5-012113 was analyzed twice. In the "A" fraction, the sample was diluted to bring the highest-level compounds within the calibration range. The "B" fraction is also reported by client request and may be reported with "E" flags indicating the compound exceeds the calibration range. Both runs and associated QC are reported.

Dilution was performed on samples VMP-47-20-012113, VMP-47-30-012113, VMP-1-8.5-012113 and VMP-1-23.5-012113 due to the presence of high level target species.

All Quality Control Limit exceedances and affected sample results are noted by flags. Each flag is defined at the bottom of this Case Narrative and on each Sample Result Summary page.

THE WORK ORDER WAS RE-ISSUED ON FEBRUARY 15, 2013 FOR THE FOLLOWING REASONS:

1. TO REPORT THE TOP 5 TENTATIVELY IDENTIFIED COMPOUNDS PER CLIENT'S REQUEST.

2. TO REMOVE RESULTS FOR ETHANOL IN SAMPLE VMP-1-23.5-012113 WHICH WAS PREVIOUSLY REPORTED WITH A VALUE OF LESS THAN THE METHOD DETECTION LIMIT DUE TO LABORATORY ERROR.

Definition of Data Qualifying Flags

Eight qualifiers may have been used on the data analysis sheets and indicates as follows:

B - Compound present in laboratory blank greater than reporting limit (background subtraction not performed).

J - Estimated value.

E - Exceeds instrument calibration range.

S - Saturated peak.
Q - Exceeds quality control limits.
U - Compound analyzed for but not detected above the reporting limit.
UJ- Non-detected compound associated with low bias in the CCV
N - The identification is based on presumptive evidence.

File extensions may have been used on the data analysis sheets and indicates as follows:
a-File was requantified
b-File was quantified by a second column and detector
r1-File was requantified for the purpose of reissue

eurofins | Air Toxics

Summary of Detected Compounds
EPA METHOD TO-15 GC/MS

Client Sample ID: VMP-47-20-012113

Lab ID#: 1301354AR1-01A

Compound	Rpt. Limit (ppbv)	Amount (ppbv)	Rpt. Limit (ug/m3)	Amount (ug/m3)
2,2,4-Trimethylpentane	1300	35000	5900	160000
Butane	5000	500000	12000	1200000
Isopentane	5000	410000	15000	1200000

TENTATIVELY IDENTIFIED COMPOUNDS

Compound	CAS Number	Match Quality	Amount (ppbv)
Propane, 2-methyl-			150000 NJ
Pentane			55000 NJ
Pentane, 2-methyl-			160000 NJ
Unknown			73000 J
Pentane, 2,3-dimethyl-			110000 NJ

Client Sample ID: VMP-47-30-012113

Lab ID#: 1301354AR1-02A

Compound	Rpt. Limit (ppbv)	Amount (ppbv)	Rpt. Limit (ug/m3)	Amount (ug/m3)
2,2,4-Trimethylpentane	920	41000	4300	190000
Butane	3700	530000	8700	1300000
Isopentane	3700	360000	11000	1100000

TENTATIVELY IDENTIFIED COMPOUNDS

Compound	CAS Number	Match Quality	Amount (ppbv)
Propane, 2-methyl-			130000 NJ
Pentane			46000 NJ
Pentane, 2-methyl-			150000 NJ
Butane, 2,2,3-trimethyl-			63000 NJ
Pentane, 2,3-dimethyl-			97000 NJ

Client Sample ID: VMP-1-8.5-012113 * Use these results only. All other data was reported from the 50.1 X dilution analysis.

Lab ID#: 1301354AR1-03A

DF = 251

Compound	Rpt. Limit (ppbv)	Amount (ppbv)	Rpt. Limit (ug/m3)	Amount (ug/m3)
Hexane	120	410	440	1400

eurofins | Air Toxics

Summary of Detected Compounds
EPA METHOD TO-15 GC/MS FULL SCAN

Client Sample ID: VMP-1-8.5-012113

Lab ID#: 1301354AR1-03A

Cyclohexane	120	150	430	510
2,2,4-Trimethylpentane	120	1000	590	4700
Butane	500	24000	1200	57000
Isopentane	500	12000	1500	36000

TENTATIVELY IDENTIFIED COMPOUNDS

Compound	CAS Number	Match Quality	Amount (ppbv)
Propane, 2-methyl-			3000 NJ
Pentane			3900 NJ
Butane, 2,3-dimethyl-			2800 NJ
Pentane, 2-methyl-			3900 NJ
Pentane, 3-methyl-			2500 NJ

Client Sample ID: VMP-1-8.5-012113 Do not use this data. Use all other data.

Lab ID#: 1301354AR1-03B

DF = 50.1

Compound	Rpt. Limit (ppbv)	Amount (ppbv)	Rpt. Limit (ug/m3)	Amount (ug/m3)
Hexane	25	510	88	1800
Cyclohexane	25	180	86	620
2,2,4-Trimethylpentane	25	1200	120	5700
Heptane	25	29	100	120
~~Butane~~	~~100~~	~~28000 E~~	~~240~~	~~67000 E~~
~~Isopentane~~	~~100~~	~~14000 E~~	~~300~~	~~41000 E~~

TENTATIVELY IDENTIFIED COMPOUNDS

Compound	CAS Number	Match Quality	Amount (ppbv)
Propane, 2-methyl-			3800 NJ
Pentane			4600 NJ
Butane, 2,3-dimethyl-			3300 NJ
Pentane, 2-methyl-			4400 NJ
Pentane, 3-methyl-			3000 NJ

Client Sample ID: VMP-1-23.5-012113

Lab ID#: 1301354AR1-04A

eurofins | Air Toxics

Summary of Detected Compounds
EPA METHOD TO-15 GC/MS FULL SCAN

Client Sample ID: VMP-1-23.5-012113

Lab ID#: 130I354AR1-04A

Compound	Rpt. Limit (ppbv)	Amount (ppbv)	Rpt. Limit (ug/m3)	Amount (ug/m3)
Hexane	13	280 J	47	1000 J
Cyclohexane	13	180 J	46	640 J
2,2,4-Trimethylpentane	13	900 J	63	4200 J
Benzene	13	2.8 J J	43	8.8 J J
Heptane	13	34 J	55	140 J
Butane	54	5100 J	130	12000 J
Isopentane	54	4700 J	160	14000 J

TENTATIVELY IDENTIFIED COMPOUNDS

Compound	CAS Number	Match Quality	Amount (ppbv)
Propane, 2-methyl-			1500 NJ
Pentane			1500 NJ
Butane, 2,3-dimethyl-			1700 NJ
Pentane, 2-methyl-			2100 NJ
Pentane, 3-methyl-			1600 NJ

eurofins | Air Toxics

Client Sample ID: VMP-47-20-012113
Lab ID#: 1301354AR1-01A
EPA METHOD TO-15 GC/MS

File Name:	14012238r1	Date of Collection:	1/21/13 2:47:00 PM
Dil. Factor:	252	Date of Analysis:	1/23/13 08:10 AM

Compound	Rpt. Limit (ppbv)	Amount (ppbv)	Rpt. Limit (ug/m3)	Amount (ug/m3)
Freon 12	1300	Not Detected	6200	Not Detected
Freon 114	1300	Not Detected	8800	Not Detected
Chloromethane	5000	Not Detected	10000	Not Detected
Vinyl Chloride	1300	Not Detected	3200	Not Detected
1,3-Butadiene	1300	Not Detected	2800	Not Detected
Bromomethane	1300	Not Detected	4900	Not Detected
Chloroethane	5000	Not Detected	13000	Not Detected
Freon 11	1300	Not Detected	7100	Not Detected
Ethanol	5000	Not Detected	9500	Not Detected
Freon 113	1300	Not Detected	9600	Not Detected
1,1-Dichloroethene	1300	Not Detected	5000	Not Detected
Acetone	5000	Not Detected	12000	Not Detected
2-Propanol	5000	Not Detected	12000	Not Detected
Carbon Disulfide	1300	Not Detected	3900	Not Detected
3-Chloropropene	5000	Not Detected	16000	Not Detected
Methylene Chloride	1300	Not Detected	4400	Not Detected
Methyl tert-butyl ether	1300	Not Detected	4500	Not Detected
trans-1,2-Dichloroethene	1300	Not Detected	5000	Not Detected
Hexane	1300	Not Detected	4400	Not Detected
1,1-Dichloroethane	1300	Not Detected	5100	Not Detected
2-Butanone (Methyl Ethyl Ketone)	5000	Not Detected	15000	Not Detected
cis-1,2-Dichloroethene	1300	Not Detected	5000	Not Detected
Tetrahydrofuran	1300	Not Detected	3700	Not Detected
Chloroform	1300	Not Detected	6200	Not Detected
1,1,1-Trichloroethane	1300	Not Detected	6900	Not Detected
Cyclohexane	1300	Not Detected	4300	Not Detected
Carbon Tetrachloride	1300	Not Detected	7900	Not Detected
2,2,4-Trimethylpentane	1300	35000	5900	160000
Benzene	1300	Not Detected	4000	Not Detected
1,2-Dichloroethane	1300	Not Detected	5100	Not Detected
Heptane	1300	Not Detected	5200	Not Detected
Trichloroethene	1300	Not Detected	6800	Not Detected
1,2-Dichloropropane	1300	Not Detected	5800	Not Detected
1,4-Dioxane	5000	Not Detected	18000	Not Detected
Bromodichloromethane	1300	Not Detected	8400	Not Detected
cis-1,3-Dichloropropene	1300	Not Detected	5700	Not Detected
4-Methyl-2-pentanone	1300	Not Detected	5200	Not Detected
Toluene	1300	Not Detected	4700	Not Detected
trans-1,3-Dichloropropene	1300	Not Detected	5700	Not Detected
1,1,2-Trichloroethane	1300	Not Detected	6900	Not Detected
Tetrachloroethene	1300	Not Detected	8500	Not Detected
2-Hexanone	5000	Not Detected	21000	Not Detected

Client Sample ID: VMP-47-20-012113

Lab ID#: 1301354AR1-01A

EPA METHOD TO-15 GC/MS

File Name:	**14012238r1**	**Date of Collection:**	**1/21/13 2:47:00 PM**
Dil. Factor:	**252**	**Date of Analysis:**	**1/23/13 08:10 AM**

Compound	Rpt. Limit (ppbv)	Amount (ppbv)	Rpt. Limit (ug/m3)	Amount (ug/m3)
Dibromochloromethane	1300	Not Detected	11000	Not Detected
1,2-Dibromoethane (EDB)	1300	Not Detected	9700	Not Detected
Chlorobenzene	1300	Not Detected	5800	Not Detected
Ethyl Benzene	1300	Not Detected	5500	Not Detected
m,p-Xylene	1300	Not Detected	5500	Not Detected
o-Xylene	1300	Not Detected	5500	Not Detected
Styrene	1300	Not Detected	5400	Not Detected
Bromoform	1300	Not Detected	13000	Not Detected
Cumene	1300	Not Detected	6200	Not Detected
1,1,2,2-Tetrachloroethane	1300	Not Detected	8600	Not Detected
Propylbenzene	1300	Not Detected	6200	Not Detected
4-Ethyltoluene	1300	Not Detected	6200	Not Detected
1,3,5-Trimethylbenzene	1300	Not Detected	6200	Not Detected
1,2,4-Trimethylbenzene	1300	Not Detected	6200	Not Detected
1,3-Dichlorobenzene	1300	Not Detected	7600	Not Detected
1,4-Dichlorobenzene	1300	Not Detected	7600	Not Detected
alpha-Chlorotoluene	1300	Not Detected	6500	Not Detected
1,2-Dichlorobenzene	1300	Not Detected	7600	Not Detected
1,2,4-Trichlorobenzene	5000	Not Detected	37000	Not Detected
Hexachlorobutadiene	5000	Not Detected	54000	Not Detected
Butane	5000	500000	12000	1200000
Isopentane	5000	410000	15000	1200000

TENTATIVELY IDENTIFIED COMPOUNDS

Compound	CAS Number	Match Quality	Amount ((ppbv))
Propane, 2-methyl-			350000 NJ
Pentane			160000 NJ
Pentane, 2-methyl-			570000 NJ
Unknown			0 J
Pentane, 2,3-dimethyl-			440000 NJ

NJ =The identification is based on presumptive evidence; estimated value.

Container Type: 1 Liter Summa Canister

Surrogates	%Recovery	Method Limits
1,2-Dichloroethane-d4	105	70-130
Toluene-d8	97	70-130
4-Bromofluorobenzene	98	70-130

Client Sample ID: VMP-47-30-012113
Lab ID#: 1301354AR1-02A
EPA METHOD TO-15 GC/MS

File Name:	**14012239r1**	**Date of Collection:**	**1/21/13 3:45:00 PM**
Dil. Factor:	**184**	**Date of Analysis:**	**1/23/13 08:53 AM**

Compound	Rpt. Limit (ppbv)	Amount (ppbv)	Rpt. Limit (ug/m3)	Amount (ug/m3)
Freon 12	920	Not Detected	4500	Not Detected
Freon 114	920	Not Detected	6400	Not Detected
Chloromethane	3700	Not Detected	7600	Not Detected
Vinyl Chloride	920	Not Detected	2400	Not Detected
1,3-Butadiene	920	Not Detected	2000	Not Detected
Bromomethane	920	Not Detected	3600	Not Detected
Chloroethane	3700	Not Detected	9700	Not Detected
Freon 11	920	Not Detected	5200	Not Detected
Ethanol	3700	Not Detected	6900	Not Detected
Freon 113	920	Not Detected	7000	Not Detected
1,1-Dichloroethene	920	Not Detected	3600	Not Detected
Acetone	3700	Not Detected	8700	Not Detected
2-Propanol	3700	Not Detected	9000	Not Detected
Carbon Disulfide	920	Not Detected	2900	Not Detected
3-Chloropropene	3700	Not Detected	12000	Not Detected
Methylene Chloride	920	Not Detected	3200	Not Detected
Methyl tert-butyl ether	920	Not Detected	3300	Not Detected
trans-1,2-Dichloroethene	920	Not Detected	3600	Not Detected
Hexane	920	Not Detected	3200	Not Detected
1,1-Dichloroethane	920	Not Detected	3700	Not Detected
2-Butanone (Methyl Ethyl Ketone)	3700	Not Detected	11000	Not Detected
cis-1,2-Dichloroethene	920	Not Detected	3600	Not Detected
Tetrahydrofuran	920	Not Detected	2700	Not Detected
Chloroform	920	Not Detected	4500	Not Detected
1,1,1-Trichloroethane	920	Not Detected	5000	Not Detected
Cyclohexane	920	Not Detected	3200	Not Detected
Carbon Tetrachloride	920	Not Detected	5800	Not Detected
2,2,4-Trimethylpentane	920	41000	4300	190000
Benzene	920	Not Detected	2900	Not Detected
1,2-Dichloroethane	920	Not Detected	3700	Not Detected
Heptane	920	Not Detected	3800	Not Detected
Trichloroethene	920	Not Detected	4900	Not Detected
1,2-Dichloropropane	920	Not Detected	4200	Not Detected
1,4-Dioxane	3700	Not Detected	13000	Not Detected
Bromodichloromethane	920	Not Detected	6200	Not Detected
cis-1,3-Dichloropropene	920	Not Detected	4200	Not Detected
4-Methyl-2-pentanone	920	Not Detected	3800	Not Detected
Toluene	920	Not Detected	3500	Not Detected
trans-1,3-Dichloropropene	920	Not Detected	4200	Not Detected
1,1,2-Trichloroethane	920	Not Detected	5000	Not Detected
Tetrachloroethene	920	Not Detected	6200	Not Detected
2-Hexanone	3700	Not Detected	15000	Not Detected

Client Sample ID: VMP-47-30-012113
Lab ID#: 1301354AR1-02A
EPA METHOD TO-15 GC/MS

File Name:	14012239r1	Date of Collection:	1/21/13 3:45:00 PM
Dil. Factor:	184	Date of Analysis:	1/23/13 08:53 AM

Compound	Rpt. Limit (ppbv)	Amount (ppbv)	Rpt. Limit (ug/m3)	Amount (ug/m3)
Dibromochloromethane	920	Not Detected	7800	Not Detected
1,2-Dibromoethane (EDB)	920	Not Detected	7100	Not Detected
Chlorobenzene	920	Not Detected	4200	Not Detected
Ethyl Benzene	920	Not Detected	4000	Not Detected
m,p-Xylene	920	Not Detected	4000	Not Detected
o-Xylene	920	Not Detected	4000	Not Detected
Styrene	920	Not Detected	3900	Not Detected
Bromoform	920	Not Detected	9500	Not Detected
Cumene	920	Not Detected	4500	Not Detected
1,1,2,2-Tetrachloroethane	920	Not Detected	6300	Not Detected
Propylbenzene	920	Not Detected	4500	Not Detected
4-Ethyltoluene	920	Not Detected	4500	Not Detected
1,3,5-Trimethylbenzene	920	Not Detected	4500	Not Detected
1,2,4-Trimethylbenzene	920	Not Detected	4500	Not Detected
1,3-Dichlorobenzene	920	Not Detected	5500	Not Detected
1,4-Dichlorobenzene	920	Not Detected	5500	Not Detected
alpha-Chlorotoluene	920	Not Detected	4800	Not Detected
1,2-Dichlorobenzene	920	Not Detected	5500	Not Detected
1,2,4-Trichlorobenzene	3700	Not Detected	27000	Not Detected
Hexachlorobutadiene	3700	Not Detected	39000	Not Detected
Butane	3700	530000	8700	1300000
Isopentane	3700	360000	11000	1100000

TENTATIVELY IDENTIFIED COMPOUNDS

Compound	CAS Number	Match Quality	Amount ((ppbv))
Propane, 2-methyl-			300000 NJ
Pentane			140000 NJ
Pentane, 2-methyl-			520000 NJ
Butane, 2,2,3-trimethyl-			0 NJ
Pentane, 2,3-dimethyl-			400000 NJ

NJ =The identification is based on presumptive evidence; estimated value.

Container Type: 1 Liter Summa Canister

Surrogates	%Recovery	Method Limits
1,2-Dichloroethane-d4	109	70-130
Toluene-d8	98	70-130
4-Bromofluorobenzene	99	70-130

eurofins | Air Toxics

Client Sample ID: VMP-1-8.5-012113 * Use these results only - All other data was reported from the 50-1X dilution analysis.
Lab ID#: 1301354AR1-03A
EPA METHOD TO-15 GC/MS FULL SCAN

File Name:	**2012212r1**	**Date of Collection: 1/21/13 1:06:00 PM**	
Dil. Factor:	**251**	**Date of Analysis: 1/22/13 07:46 PM**	

Compound	Rpt. Limit (ppbv)	Amount (ppbv)	Rpt. Limit (ug/m3)	Amount (ug/m3)
Freon 12	120	Not Detected	620	Not Detected
Freon 114	120	Not Detected	880	Not Detected
Chloromethane	1200	Not Detected	2600	Not Detected
Vinyl Chloride	120	Not Detected	320	Not Detected
1,3-Butadiene	120	Not Detected	280	Not Detected
Bromomethane	1200	Not Detected	4900	Not Detected
Chloroethane	500	Not Detected	1300	Not Detected
Freon 11	120	Not Detected	700	Not Detected
Ethanol	500	Not Detected	940	Not Detected
Freon 113	120	Not Detected	960	Not Detected
1,1-Dichloroethene	120	Not Detected	500	Not Detected
Acetone	1200	Not Detected	3000	Not Detected
2-Propanol	500	Not Detected	1200	Not Detected
Carbon Disulfide	500	Not Detected	1600	Not Detected
3-Chloropropene	500	Not Detected	1600	Not Detected
Methylene Chloride	1200	Not Detected	4400	Not Detected
Methyl tert-butyl ether	120	Not Detected	450	Not Detected
trans-1,2-Dichloroethene	120	Not Detected	500	Not Detected
Hexane	120	410	440	1400
1,1-Dichloroethane	120	Not Detected	510	Not Detected
2-Butanone (Methyl Ethyl Ketone)	500	Not Detected	1500	Not Detected
cis-1,2-Dichloroethene	120	Not Detected	500	Not Detected
Tetrahydrofuran	120	Not Detected	370	Not Detected
Chloroform	120	Not Detected	610	Not Detected
1,1,1-Trichloroethane	120	Not Detected	680	Not Detected
Cyclohexane	120	150	430	510
Carbon Tetrachloride	120	Not Detected	790	Not Detected
2,2,4-Trimethylpentane	120	1000	590	4700
Benzene	120	Not Detected	400	Not Detected
1,2-Dichloroethane	120	Not Detected	510	Not Detected
Heptane	120	Not Detected	510	Not Detected
Trichloroethene	120	Not Detected	670	Not Detected
1,2-Dichloropropane	120	Not Detected	580	Not Detected
1,4-Dioxane	500	Not Detected	1800	Not Detected
Bromodichloromethane	120	Not Detected	840	Not Detected
cis-1,3-Dichloropropene	120	Not Detected	570	Not Detected
4-Methyl-2-pentanone	120	Not Detected	510	Not Detected
Toluene	120	Not Detected	470	Not Detected
trans-1,3-Dichloropropene	120	Not Detected	570	Not Detected
1,1,2-Trichloroethane	120	Not Detected	680	Not Detected
Tetrachloroethene	120	Not Detected	850	Not Detected
2-Hexanone	500	Not Detected	2000	Not Detected

Client Sample ID: VMP-1-8.5-012113

Lab ID#: 1301354AR1-03A

EPA METHOD TO-15 GC/MS FULL SCAN

File Name:	**2012212r1**	**Date of Collection:**	**1/21/13 1:06:00 PM**
Dil. Factor:	**251**	**Date of Analysis:**	**1/22/13 07:46 PM**

Compound	Rpt. Limit (ppbv)	Amount (ppbv)	Rpt. Limit (ug/m3)	Amount (ug/m3)
Dibromochloromethane	120	Not Detected	1100	Not Detected
1,2-Dibromoethane (EDB)	120	Not Detected	960	Not Detected
Chlorobenzene	120	Not Detected	580	Not Detected
Ethyl Benzene	120	Not Detected	540	Not Detected
m,p-Xylene	120	Not Detected	540	Not Detected
o-Xylene	120	Not Detected	540	Not Detected
Styrene	120	Not Detected	530	Not Detected
Bromoform	120	Not Detected	1300	Not Detected
Cumene	120	Not Detected	620	Not Detected
1,1,2,2-Tetrachloroethane	120	Not Detected	860	Not Detected
Propylbenzene	120	Not Detected	620	Not Detected
4-Ethyltoluene	120	Not Detected	620	Not Detected
1,3,5-Trimethylbenzene	120	Not Detected	620	Not Detected
1,2,4-Trimethylbenzene	120	Not Detected	620	Not Detected
1,3-Dichlorobenzene	120	Not Detected	750	Not Detected
1,4-Dichlorobenzene	120	Not Detected	750	Not Detected
alpha-Chlorotoluene	120	Not Detected	650	Not Detected
1,2-Dichlorobenzene	120	Not Detected	750	Not Detected
1,2,4-Trichlorobenzene	500	Not Detected UJ	3700	Not Detected UJ
Hexachlorobutadiene	500	Not Detected	5400	Not Detected
Butane	500	24000	1200	57000
Isopentane	500	12000	1500	36000

UJ = Non-detected compound associated with low bias in the CCV and/or LCS.

TENTATIVELY IDENTIFIED COMPOUNDS

Compound	CAS Number	Match Quality	Amount ((ppbv))
Propane, 2-methyl-			7000 NJ
Pentane			12000 NJ
Butane, 2,3-dimethyl-			9900 NJ
Pentane, 2-methyl-			14000 NJ
Pentane, 3-methyl-			9000 NJ

NJ =The identification is based on presumptive evidence; estimated value.

Container Type: 1 Liter Summa Canister

Surrogates	%Recovery	Method Limits
Toluene-d8	96	70-130
1,2-Dichloroethane-d4	100	70-130
4-Bromofluorobenzene	94	70-130

eurofins | Air Toxics

Client Sample ID: VMP-1-8.5-012113 ** Do not use this
Lab ID#: 1301354AR1-03B data. Use all other
EPA METHOD TO-15 GC/MS FULL SCAN data.

File Name:	**2012210r1**	**Date of Collection:**	**1/21/13 1:06:00 PM**
Dil. Factor:	**50.1**	**Date of Analysis:**	**1/22/13 05:25 PM**

Compound	Rpt. Limit (ppbv)	Amount (ppbv)	Rpt. Limit (ug/m3)	Amount (ug/m3)
Freon 12	25	Not Detected	120	Not Detected
Freon 114	25	Not Detected	180	Not Detected
Chloromethane	250	Not Detected	520	Not Detected
Vinyl Chloride	25	Not Detected	64	Not Detected
1,3-Butadiene	25	Not Detected	55	Not Detected
Bromomethane	250	Not Detected	970	Not Detected
Chloroethane	100	Not Detected	260	Not Detected
Freon 11	25	Not Detected UJ	140	Not Detected UJ
Ethanol	100	Not Detected	190	Not Detected
Freon 113	25	Not Detected	190	Not Detected
1,1-Dichloroethene	25	Not Detected	99	Not Detected
Acetone	250	Not Detected	600	Not Detected
2-Propanol	100	Not Detected	250	Not Detected
Carbon Disulfide	100	Not Detected	310	Not Detected
3-Chloropropene	100	Not Detected	310	Not Detected
Methylene Chloride	250	Not Detected	870	Not Detected
Methyl tert-butyl ether	25	Not Detected	90	Not Detected
trans-1,2-Dichloroethene	25	Not Detected	99	Not Detected
Hexane	25	510	88	1800
1,1-Dichloroethane	25	Not Detected	100	Not Detected
2-Butanone (Methyl Ethyl Ketone)	100	Not Detected	300	Not Detected
cis-1,2-Dichloroethene	25	Not Detected	99	Not Detected
Tetrahydrofuran	25	Not Detected	74	Not Detected
Chloroform	25	Not Detected	120	Not Detected
1,1,1-Trichloroethane	25	Not Detected	140	Not Detected
Cyclohexane	25	180	86	620
Carbon Tetrachloride	25	Not Detected	160	Not Detected
2,2,4-Trimethylpentane	25	1200	120	5700
Benzene	25	Not Detected	80	Not Detected
1,2-Dichloroethane	25	Not Detected	100	Not Detected
Heptane	25	29	100	120
Trichloroethene	25	Not Detected	130	Not Detected
1,2-Dichloropropane	25	Not Detected	120	Not Detected
1,4-Dioxane	100	Not Detected	360	Not Detected
Bromodichloromethane	25	Not Detected	170	Not Detected
cis-1,3-Dichloropropene	25	Not Detected	110	Not Detected
4-Methyl-2-pentanone	25	Not Detected	100	Not Detected
Toluene	25	Not Detected	94	Not Detected
trans-1,3-Dichloropropene	25	Not Detected	110	Not Detected
1,1,2-Trichloroethane	25	Not Detected	140	Not Detected
Tetrachloroethene	25	Not Detected	170	Not Detected
2-Hexanone	100	Not Detected	410	Not Detected

eurofins | Air Toxics

Client Sample ID: VMP-1-8.5-012113

Lab ID#: 1301354AR1-03B

EPA METHOD TO-15 GC/MS FULL SCAN

File Name:	**2012210r1**	**Date of Collection:**	**1/21/13 1:06:00 PM**
Dil. Factor:	**50.1**	**Date of Analysis:**	**1/22/13 05:25 PM**

Compound	Rpt. Limit (ppbv)	Amount (ppbv)	Rpt. Limit (ug/m3)	Amount (ug/m3)
Dibromochloromethane	25	Not Detected	210	Not Detected
1,2-Dibromoethane (EDB)	25	Not Detected	190	Not Detected
Chlorobenzene	25	Not Detected	120	Not Detected
Ethyl Benzene	25	Not Detected	110	Not Detected
m,p-Xylene	25	Not Detected	110	Not Detected
o-Xylene	25	Not Detected	110	Not Detected
Styrene	25	Not Detected	110	Not Detected
Bromoform	25	Not Detected	260	Not Detected
Cumene	25	Not Detected	120	Not Detected
1,1,2,2-Tetrachloroethane	25	Not Detected	170	Not Detected
Propylbenzene	25	Not Detected	120	Not Detected
4-Ethyltoluene	25	Not Detected	120	Not Detected
1,3,5-Trimethylbenzene	25	Not Detected	120	Not Detected
1,2,4-Trimethylbenzene	25	Not Detected	120	Not Detected
1,3-Dichlorobenzene	25	Not Detected	150	Not Detected
1,4-Dichlorobenzene	25	Not Detected	150	Not Detected
alpha-Chlorotoluene	25	Not Detected	130	Not Detected
1,2-Dichlorobenzene	25	Not Detected	150	Not Detected
1,2,4-Trichlorobenzene	100	Not Detected UJ UJ	740	Not Detected UJ UJ
Hexachlorobutadiene	100	Not Detected	1100	Not Detected
~~Butane~~	~~100~~	~~28000 E~~	~~240~~	~~67000 E~~
~~Isopentane~~	~~100~~	~~14000 E~~	~~300~~	~~41000 E~~

UJ = Non-detected compound associated with low bias in the CCV and/or LCS.
E = Exceeds instrument calibration range.

TENTATIVELY IDENTIFIED COMPOUNDS

Compound	CAS Number	Match Quality	Amount ((ppbv))
Propane, 2-methyl-			8900 NJ
Pentane			14000 NJ
Butane, 2,3-dimethyl-			12000 NJ
Pentane, 2-methyl-			16000 NJ
Pentane, 3-methyl-			10000 NJ

NJ =The identification is based on presumptive evidence; estimated value.

Container Type: 1 Liter Summa Canister

Surrogates	%Recovery	Method Limits
Toluene-d8	96	70-130
1,2-Dichloroethane-d4	96	70-130
4-Bromofluorobenzene	96	70-130

eurofins | Air Toxics

Client Sample ID: VMP-1-23.5-012113
Lab ID#: I30I354AR1-04A
EPA METHOD TO-15 GC/MS FULL SCAN

File Name:	**2012213r1**	**Date of Collection:**	**1/21/13 2:28:00 PM**
Dil. Factor:	**26.9**	**Date of Analysis:**	**1/22/13 08:54 PM**

Compound	Rpt. Limit (ppbv)	Amount (ppbv)	Rpt. Limit (ug/m3)	Amount (ug/m3)
Freon 12	13	Not Detected	66	Not Detected
Freon 114	13	Not Detected	94	Not Detected
Chloromethane	130	Not Detected	280	Not Detected
Vinyl Chloride	13	Not Detected	34	Not Detected
1,3-Butadiene	13	Not Detected	30	Not Detected
Bromomethane	130	Not Detected	520	Not Detected
Chloroethane	54	Not Detected	140	Not Detected
Freon 11	13	Not Detected	76	Not Detected
Ethanol	54	Not Detected	100	Not Detected
Freon 113	13	Not Detected	100	Not Detected
1,1-Dichloroethene	13	Not Detected	53	Not Detected
Acetone	130	Not Detected	320	Not Detected
2-Propanol	54	Not Detected	130	Not Detected
Carbon Disulfide	54	Not Detected	170	Not Detected
3-Chloropropene	54	Not Detected	170	Not Detected
Methylene Chloride	130	Not Detected	470	Not Detected
Methyl tert-butyl ether	13	Not Detected	48	Not Detected
trans-1,2-Dichloroethene	13	Not Detected	53	Not Detected
Hexane	13	280	47	1000
1,1-Dichloroethane	13	Not Detected	54	Not Detected
2-Butanone (Methyl Ethyl Ketone)	54	Not Detected	160	Not Detected
cis-1,2-Dichloroethene	13	Not Detected	53	Not Detected
Tetrahydrofuran	13	Not Detected	40	Not Detected
Chloroform	13	Not Detected	66	Not Detected
1,1,1-Trichloroethane	13	Not Detected	73	Not Detected
Cyclohexane	13	180	46	640
Carbon Tetrachloride	13	Not Detected	85	Not Detected
2,2,4-Trimethylpentane	13	900	63	4200
Benzene	13	2.8 J	43	8.8 J
1,2-Dichloroethane	13	Not Detected	54	Not Detected
Heptane	13	34	55	140
Trichloroethene	13	Not Detected	72	Not Detected
1,2-Dichloropropane	13	Not Detected	62	Not Detected
1,4-Dioxane	54	Not Detected	190	Not Detected
Bromodichloromethane	13	Not Detected	90	Not Detected
cis-1,3-Dichloropropene	13	Not Detected	61	Not Detected
4-Methyl-2-pentanone	13	Not Detected	55	Not Detected
Toluene	13	Not Detected	51	Not Detected
trans-1,3-Dichloropropene	13	Not Detected	61	Not Detected
1,1,2-Trichloroethane	13	Not Detected	73	Not Detected
Tetrachloroethene	13	Not Detected	91	Not Detected
2-Hexanone	54	Not Detected	220	Not Detected

eurofins | Air Toxics

Client Sample ID: VMP-1-23.5-012113
Lab ID#: 1301354AR1-04A
EPA METHOD TO-15 GC/MS FULL SCAN

File Name:	**2012213r1**	**Date of Collection:**	**1/21/13 2:28:00 PM**
Dil. Factor:	**26.9**	**Date of Analysis:**	**1/22/13 08:54 PM**

Compound	Rpt. Limit (ppbv)	Amount (ppbv)	Rpt. Limit (ug/m3)	Amount (ug/m3)
Dibromochloromethane	13	Not Detected	110	Not Detected
1,2-Dibromoethane (EDB)	13	Not Detected	100	Not Detected
Chlorobenzene	13	Not Detected	62	Not Detected
Ethyl Benzene	13	Not Detected	58	Not Detected
m,p-Xylene	13	Not Detected	58	Not Detected
o-Xylene	13	Not Detected	58	Not Detected
Styrene	13	Not Detected	57	Not Detected
Bromoform	13	Not Detected	140	Not Detected
Cumene	13	Not Detected	66	Not Detected
1,1,2,2-Tetrachloroethane	13	Not Detected	92	Not Detected
Propylbenzene	13	Not Detected	66	Not Detected
4-Ethyltoluene	13	Not Detected	66	Not Detected
1,3,5-Trimethylbenzene	13	Not Detected	66	Not Detected
1,2,4-Trimethylbenzene	13	Not Detected	66	Not Detected
1,3-Dichlorobenzene	13	Not Detected	81	Not Detected
1,4-Dichlorobenzene	13	Not Detected	81	Not Detected
alpha-Chlorotoluene	13	Not Detected	70	Not Detected
1,2-Dichlorobenzene	13	Not Detected	81	Not Detected
1,2,4-Trichlorobenzene	54	Not Detected UJ	400	Not Detected UJ
Hexachlorobutadiene	54	Not Detected	570	Not Detected
Butane	54	5100	130	12000
Isopentane	54	4700	160	14000

J = Estimated value.
UJ = Non-detected compound associated with low bias in the CCV and/or LCS.

TENTATIVELY IDENTIFIED COMPOUNDS

Compound	CAS Number	Match Quality	Amount ((ppbv))
Propane, 2-methyl-			3600 NJ
Pentane			4500 NJ
Butane, 2,3-dimethyl-			6100 NJ
Pentane, 2-methyl-			7400 NJ
Pentane, 3-methyl-			5800 NJ

NJ =The identification is based on presumptive evidence; estimated value.

Container Type: 1 Liter Summa Canister

Surrogates	%Recovery	Method Limits
Toluene-d8	96	70-130
1,2-Dichloroethane-d4	98	70-130
4-Bromofluorobenzene	96	70-130

eurofins | Air Toxics

Client Sample ID: Lab Blank

Lab ID#: I301354AR1-05A

EPA METHOD TO-15 GC/MS FULL SCAN

File Name:	**2012207d**	**Date of Collection: NA**	
Dil. Factor:	**1.00**	**Date of Analysis: 1/22/13 01:56 PM**	

Compound	Rpt. Limit (ppbv)	Amount (ppbv)	Rpt. Limit (ug/m3)	Amount (ug/m3)
Freon 12	0.50	Not Detected	2.5	Not Detected
Freon 114	0.50	Not Detected	3.5	Not Detected
Chloromethane	5.0	Not Detected	10	Not Detected
Vinyl Chloride	0.50	Not Detected	1.3	Not Detected
1,3-Butadiene	0.50	Not Detected	1.1	Not Detected
Bromomethane	5.0	Not Detected	19	Not Detected
Chloroethane	2.0	Not Detected	5.3	Not Detected
Freon 11	0.50	Not Detected	2.8	Not Detected
Ethanol	2.0	Not Detected	3.8	Not Detected
Freon 113	0.50	Not Detected	3.8	Not Detected
1,1-Dichloroethene	0.50	Not Detected	2.0	Not Detected
Acetone	5.0	0.67 J	12	1.6 J
2-Propanol	2.0	Not Detected	4.9	Not Detected
Carbon Disulfide	2.0	Not Detected	6.2	Not Detected
3-Chloropropene	2.0	Not Detected	6.3	Not Detected
Methylene Chloride	5.0	Not Detected	17	Not Detected
Methyl tert-butyl ether	0.50	Not Detected	1.8	Not Detected
trans-1,2-Dichloroethene	0.50	Not Detected	2.0	Not Detected
Hexane	0.50	Not Detected	1.8	Not Detected
1,1-Dichloroethane	0.50	Not Detected	2.0	Not Detected
2-Butanone (Methyl Ethyl Ketone)	2.0	Not Detected	5.9	Not Detected
cis-1,2-Dichloroethene	0.50	Not Detected	2.0	Not Detected
Tetrahydrofuran	0.50	Not Detected	1.5	Not Detected
Chloroform	0.50	Not Detected	2.4	Not Detected
1,1,1-Trichloroethane	0.50	Not Detected	2.7	Not Detected
Cyclohexane	0.50	Not Detected	1.7	Not Detected
Carbon Tetrachloride	0.50	Not Detected	3.1	Not Detected
2,2,4-Trimethylpentane	0.50	Not Detected	2.3	Not Detected
Benzene	0.50	Not Detected	1.6	Not Detected
1,2-Dichloroethane	0.50	Not Detected	2.0	Not Detected
Heptane	0.50	Not Detected	2.0	Not Detected
Trichloroethene	0.50	Not Detected	2.7	Not Detected
1,2-Dichloropropane	0.50	Not Detected	2.3	Not Detected
1,4-Dioxane	2.0	Not Detected	7.2	Not Detected
Bromodichloromethane	0.50	Not Detected	3.4	Not Detected
cis-1,3-Dichloropropene	0.50	Not Detected	2.3	Not Detected
4-Methyl-2-pentanone	0.50	Not Detected	2.0	Not Detected
Toluene	0.50	Not Detected	1.9	Not Detected
trans-1,3-Dichloropropene	0.50	Not Detected	2.3	Not Detected
1,1,2-Trichloroethane	0.50	Not Detected	2.7	Not Detected
Tetrachloroethene	0.50	Not Detected	3.4	Not Detected
2-Hexanone	2.0	Not Detected	8.2	Not Detected

Client Sample ID: Lab Blank

Lab ID#: 1301354AR1-05A

EPA METHOD TO-15 GC/MS FULL SCAN

File Name:	**2012207d**	**Date of Collection: NA**	
Dil. Factor:	**1.00**	**Date of Analysis: 1/22/13 01:56 PM**	

Compound	Rpt. Limit (ppbv)	Amount (ppbv)	Rpt. Limit (ug/m3)	Amount (ug/m3)
Dibromochloromethane	0.50	Not Detected	4.2	Not Detected
1,2-Dibromoethane (EDB)	0.50	Not Detected	3.8	Not Detected
Chlorobenzene	0.50	Not Detected	2.3	Not Detected
Ethyl Benzene	0.50	Not Detected	2.2	Not Detected
m,p-Xylene	0.50	Not Detected	2.2	Not Detected
o-Xylene	0.50	Not Detected	2.2	Not Detected
Styrene	0.50	Not Detected	2.1	Not Detected
Bromoform	0.50	Not Detected	5.2	Not Detected
Cumene	0.50	Not Detected	2.4	Not Detected
1,1,2,2-Tetrachloroethane	0.50	Not Detected	3.4	Not Detected
Propylbenzene	0.50	Not Detected	2.4	Not Detected
4-Ethyltoluene	0.50	0.093 J	2.4	0.46 J
1,3,5-Trimethylbenzene	0.50	Not Detected	2.4	Not Detected
1,2,4-Trimethylbenzene	0.50	Not Detected	2.4	Not Detected
1,3-Dichlorobenzene	0.50	Not Detected	3.0	Not Detected
1,4-Dichlorobenzene	0.50	Not Detected	3.0	Not Detected
alpha-Chlorotoluene	0.50	Not Detected	2.6	Not Detected
1,2-Dichlorobenzene	0.50	Not Detected	3.0	Not Detected
1,2,4-Trichlorobenzene	2.0	Not Detected UJ	15	Not Detected UJ
Hexachlorobutadiene	2.0	Not Detected	21	Not Detected
Butane	2.0	Not Detected	4.8	Not Detected
Isopentane	2.0	Not Detected	5.9	Not Detected

J = Estimated value.
UJ = Non-detected compound associated with low bias in the CCV and/or LCS.

TENTATIVELY IDENTIFIED COMPOUNDS

Compound	CAS Number	Match Quality	Amount ((ppbv))
None Identified			

Container Type: NA - Not Applicable

Surrogates	%Recovery	Method Limits
Toluene-d8	91	70-130
1,2-Dichloroethane-d4	99	70-130
4-Bromofluorobenzene	95	70-130

eurofins | Air Toxics

Client Sample ID: Lab Blank
Lab ID#: 1301354AR1-05B
EPA METHOD TO-15 GC/MS

File Name:	**14012237a**	**Date of Collection: NA**	
Dil. Factor:	**1.00**	**Date of Analysis: 1/23/13 07:05 AM**	

Compound	Rpt. Limit (ppbv)	Amount (ppbv)	Rpt. Limit (ug/m3)	Amount (ug/m3)
Freon 12	5.0	Not Detected	25	Not Detected
Freon 114	5.0	Not Detected	35	Not Detected
Chloromethane	20	Not Detected	41	Not Detected
Vinyl Chloride	5.0	Not Detected	13	Not Detected
1,3-Butadiene	5.0	Not Detected	11	Not Detected
Bromomethane	5.0	Not Detected	19	Not Detected
Chloroethane	20	Not Detected	53	Not Detected
Freon 11	5.0	Not Detected	28	Not Detected
Ethanol	20	8.0 J	38	15 J
Freon 113	5.0	Not Detected	38	Not Detected
1,1-Dichloroethene	5.0	Not Detected	20	Not Detected
Acetone	20	Not Detected	48	Not Detected
2-Propanol	20	Not Detected	49	Not Detected
Carbon Disulfide	5.0	Not Detected	16	Not Detected
3-Chloropropene	20	Not Detected	63	Not Detected
Methylene Chloride	5.0	1.1 J	17	3.8 J
Methyl tert-butyl ether	5.0	Not Detected	18	Not Detected
trans-1,2-Dichloroethene	5.0	Not Detected	20	Not Detected
Hexane	5.0	Not Detected	18	Not Detected
1,1-Dichloroethane	5.0	Not Detected	20	Not Detected
2-Butanone (Methyl Ethyl Ketone)	20	Not Detected	59	Not Detected
cis-1,2-Dichloroethene	5.0	Not Detected	20	Not Detected
Tetrahydrofuran	5.0	Not Detected	15	Not Detected
Chloroform	5.0	Not Detected	24	Not Detected
1,1,1-Trichloroethane	5.0	Not Detected	27	Not Detected
Cyclohexane	5.0	Not Detected	17	Not Detected
Carbon Tetrachloride	5.0	Not Detected	31	Not Detected
2,2,4-Trimethylpentane	5.0	Not Detected	23	Not Detected
Benzene	5.0	Not Detected	16	Not Detected
1,2-Dichloroethane	5.0	Not Detected	20	Not Detected
Heptane	5.0	Not Detected	20	Not Detected
Trichloroethene	5.0	Not Detected	27	Not Detected
1,2-Dichloropropane	5.0	Not Detected	23	Not Detected
1,4-Dioxane	20	Not Detected	72	Not Detected
Bromodichloromethane	5.0	Not Detected	34	Not Detected
cis-1,3-Dichloropropene	5.0	Not Detected	23	Not Detected
4-Methyl-2-pentanone	5.0	Not Detected	20	Not Detected
Toluene	5.0	Not Detected	19	Not Detected
trans-1,3-Dichloropropene	5.0	Not Detected	23	Not Detected
1,1,2-Trichloroethane	5.0	Not Detected	27	Not Detected
Tetrachloroethene	5.0	Not Detected	34	Not Detected
2-Hexanone	20	Not Detected	82	Not Detected

Client Sample ID: Lab Blank
Lab ID#: 1301354AR1-05B
EPA METHOD TO-15 GC/MS

File Name:	14012237a	Date of Collection: NA	
Dil. Factor:	1.00	Date of Analysis: 1/23/13 07:05 AM	

Compound	Rpt. Limit (ppbv)	Amount (ppbv)	Rpt. Limit (ug/m3)	Amount (ug/m3)
Dibromochloromethane	5.0	Not Detected	42	Not Detected
1,2-Dibromoethane (EDB)	5.0	Not Detected	38	Not Detected
Chlorobenzene	5.0	Not Detected	23	Not Detected
Ethyl Benzene	5.0	Not Detected	22	Not Detected
m,p-Xylene	5.0	Not Detected	22	Not Detected
o-Xylene	5.0	Not Detected	22	Not Detected
Styrene	5.0	Not Detected	21	Not Detected
Bromoform	5.0	Not Detected	52	Not Detected
Cumene	5.0	Not Detected	24	Not Detected
1,1,2,2-Tetrachloroethane	5.0	Not Detected	34	Not Detected
Propylbenzene	5.0	Not Detected	24	Not Detected
4-Ethyltoluene	5.0	Not Detected	24	Not Detected
1,3,5-Trimethylbenzene	5.0	Not Detected	24	Not Detected
1,2,4-Trimethylbenzene	5.0	Not Detected	24	Not Detected
1,3-Dichlorobenzene	5.0	Not Detected	30	Not Detected
1,4-Dichlorobenzene	5.0	Not Detected	30	Not Detected
alpha-Chlorotoluene	5.0	Not Detected	26	Not Detected
1,2-Dichlorobenzene	5.0	Not Detected	30	Not Detected
1,2,4-Trichlorobenzene	20	Not Detected	150	Not Detected
Hexachlorobutadiene	20	Not Detected	210	Not Detected
Butane	20	Not Detected	48	Not Detected
Isopentane	20	Not Detected	59	Not Detected

J = Estimated value.

TENTATIVELY IDENTIFIED COMPOUNDS

Compound	CAS Number	Match Quality	Amount ((ppbv))
None Identified			

Container Type: NA - Not Applicable

Surrogates	%Recovery	Method Limits
1,2-Dichloroethane-d4	108	70-130
Toluene-d8	99	70-130
4-Bromofluorobenzene	100	70-130

Client Sample ID: CCV

Lab ID#: 1301354AR1-06A

EPA METHOD TO-15 GC/MS FULL SCAN

File Name:	**2012202**	**Date of Collection: NA**	
Dil. Factor:	**1.00**	**Date of Analysis: 1/22/13 09:16 AM**	

Compound	%Recovery
Freon 12	77
Freon 114	80
Chloromethane	82
Vinyl Chloride	80
1,3-Butadiene	85
Bromomethane	92
Chloroethane	88
Freon 11	78
Ethanol	89
Freon 113	79
1,1-Dichloroethene	88
Acetone	88
2-Propanol	92
Carbon Disulfide	87
3-Chloropropene	94
Methylene Chloride	81
Methyl tert-butyl ether	94
trans-1,2-Dichloroethene	90
Hexane	89
1,1-Dichloroethane	82
2-Butanone (Methyl Ethyl Ketone)	94
cis-1,2-Dichloroethene	88
Tetrahydrofuran	93
Chloroform	79
1,1,1-Trichloroethane	82
Cyclohexane	91
Carbon Tetrachloride	84
2,2,4-Trimethylpentane	82
Benzene	76
1,2-Dichloroethane	71
Heptane	78
Trichloroethene	76
1,2-Dichloropropane	76
1,4-Dioxane	78
Bromodichloromethane	75
cis-1,3-Dichloropropene	86
4-Methyl-2-pentanone	82
Toluene	72
trans-1,3-Dichloropropene	97
1,1,2-Trichloroethane	82
Tetrachloroethene	85
2-Hexanone	90

eurofins | Air Toxics

Client Sample ID: CCV

Lab ID#: I30I354ARI-06A

EPA METHOD TO-15 GC/MS FULL SCAN

File Name:	**2012202**	**Date of Collection: NA**	
Dil. Factor:	**1.00**	**Date of Analysis: 1/22/13 09:16 AM**	

Compound	%Recovery
Dibromochloromethane	89
1,2-Dibromoethane (EDB)	86
Chlorobenzene	79
Ethyl Benzene	87
m,p-Xylene	86
o-Xylene	84
Styrene	92
Bromoform	92
Cumene	83
1,1,2,2-Tetrachloroethane	79
Propylbenzene	88
4-Ethyltoluene	82
1,3,5-Trimethylbenzene	78
1,2,4-Trimethylbenzene	85
1,3-Dichlorobenzene	79
1,4-Dichlorobenzene	76
alpha-Chlorotoluene	99
1,2-Dichlorobenzene	79
1,2,4-Trichlorobenzene	68 Q
Hexachlorobutadiene	84
Butane	83
Isopentane	88

Q = Exceeds Quality Control limits.

Container Type: NA - Not Applicable

Surrogates	%Recovery	Method Limits
Toluene-d8	92	70-130
1,2-Dichloroethane-d4	96	70-130
4-Bromofluorobenzene	102	70-130

eurofins | Air Toxics

Client Sample ID: CCV
Lab ID#: 1301354AR1-06B
EPA METHOD TO-15 GC/MS

File Name:	**14012233**	**Date of Collection: NA**	
Dil. Factor:	**1.00**	**Date of Analysis: 1/22/13 09:36 PM**	

Compound	%Recovery
Freon 12	110
Freon 114	112
Chloromethane	118
Vinyl Chloride	97
1,3-Butadiene	102
Bromomethane	112
Chloroethane	104
Freon 11	111
Ethanol	111
Freon 113	98
1,1-Dichloroethene	112
Acetone	102
2-Propanol	102
Carbon Disulfide	87
3-Chloropropene	89
Methylene Chloride	108
Methyl tert-butyl ether	93
trans-1,2-Dichloroethene	103
Hexane	100
1,1-Dichloroethane	102
2-Butanone (Methyl Ethyl Ketone)	98
cis-1,2-Dichloroethene	97
Tetrahydrofuran	102
Chloroform	102
1,1,1-Trichloroethane	94
Cyclohexane	94
Carbon Tetrachloride	103
2,2,4-Trimethylpentane	99
Benzene	99
1,2-Dichloroethane	108
Heptane	99
Trichloroethene	102
1,2-Dichloropropane	101
1,4-Dioxane	103
Bromodichloromethane	98
cis-1,3-Dichloropropene	85
4-Methyl-2-pentanone	95
Toluene	96
trans-1,3-Dichloropropene	84
1,1,2-Trichloroethane	98
Tetrachloroethene	100
2-Hexanone	94

eurofins | Air Toxics

Client Sample ID: CCV
Lab ID#: 1301354AR1-06B
EPA METHOD TO-15 GC/MS

File Name:	**14012233**	**Date of Collection: NA**	
Dil. Factor:	**1.00**	**Date of Analysis: 1/22/13 09:36 PM**	

Compound	%Recovery
Dibromochloromethane	97
1,2-Dibromoethane (EDB)	98
Chlorobenzene	102
Ethyl Benzene	96
m,p-Xylene	94
o-Xylene	98
Styrene	97
Bromoform	93
Cumene	99
1,1,2,2-Tetrachloroethane	102
Propylbenzene	104
4-Ethyltoluene	107
1,3,5-Trimethylbenzene	110
1,2,4-Trimethylbenzene	103
1,3-Dichlorobenzene	101
1,4-Dichlorobenzene	101
alpha-Chlorotoluene	81
1,2-Dichlorobenzene	106
1,2,4-Trichlorobenzene	98
Hexachlorobutadiene	108
Butane	110
Isopentane	112

Container Type: NA - Not Applicable

Surrogates	%Recovery	Method Limits
1,2-Dichloroethane-d4	105	70-130
Toluene-d8	100	70-130
4-Bromofluorobenzene	103	70-130

Client Sample ID: LCS
Lab ID#: 1301354AR1-07A
EPA METHOD TO-15 GC/MS FULL SCAN

File Name:	**2012203**	**Date of Collection: NA**	
Dil. Factor:	**1.00**	**Date of Analysis: 1/22/13 10:00 AM**	

Compound	%Recovery
Freon 12	74
Freon 114	78
Chloromethane	80
Vinyl Chloride	78
1,3-Butadiene	83
Bromomethane	86
Chloroethane	86
Freon 11	71
Ethanol	91
Freon 113	80
1,1-Dichloroethene	93
Acetone	88
2-Propanol	94
Carbon Disulfide	107
3-Chloropropene	103
Methylene Chloride	80
Methyl tert-butyl ether	96
trans-1,2-Dichloroethene	100
Hexane	85
1,1-Dichloroethane	81
2-Butanone (Methyl Ethyl Ketone)	96
cis-1,2-Dichloroethene	88
Tetrahydrofuran	89
Chloroform	79
1,1,1-Trichloroethane	82
Cyclohexane	90
Carbon Tetrachloride	83
2,2,4-Trimethylpentane	80
Benzene	76
1,2-Dichloroethane	71
Heptane	76
Trichloroethene	77
1,2-Dichloropropane	75
1,4-Dioxane	77
Bromodichloromethane	74
cis-1,3-Dichloropropene	84
4-Methyl-2-pentanone	81
Toluene	72
trans-1,3-Dichloropropene	94
1,1,2-Trichloroethane	82
Tetrachloroethene	82
2-Hexanone	89

eurofins | Air Toxics

Client Sample ID: LCS

Lab ID#: 1301354AR1-07A

EPA METHOD TO-15 GC/MS FULL SCAN

File Name:	**2012203**	**Date of Collection: NA**	
Dil. Factor:	**1.00**	**Date of Analysis: 1/22/13 10:00 AM**	

Compound	%Recovery
Dibromochloromethane	83
1,2-Dibromoethane (EDB)	83
Chlorobenzene	78
Ethyl Benzene	84
m,p-Xylene	86
o-Xylene	82
Styrene	92
Bromoform	86
Cumene	82
1,1,2,2-Tetrachloroethane	79
Propylbenzene	87
4-Ethyltoluene	76
1,3,5-Trimethylbenzene	74
1,2,4-Trimethylbenzene	81
1,3-Dichlorobenzene	78
1,4-Dichlorobenzene	75
alpha-Chlorotoluene	90
1,2-Dichlorobenzene	77
1,2,4-Trichlorobenzene	70
Hexachlorobutadiene	80
Butane	76
Isopentane	82

Container Type: NA - Not Applicable

Surrogates	%Recovery	Method Limits
Toluene-d8	94	70-130
1,2-Dichloroethane-d4	94	70-130
4-Bromofluorobenzene	98	70-130

eurofins | Air Toxics

Client Sample ID: LCSD
Lab ID#: 1301354AR1-07AA
EPA METHOD TO-15 GC/MS FULL SCAN

File Name:	**2012204**	**Date of Collection: NA**	
Dil. Factor:	**1.00**	**Date of Analysis: 1/22/13 10:55 AM**	

Compound	%Recovery
Freon 12	73
Freon 114	76
Chloromethane	80
Vinyl Chloride	76
1,3-Butadiene	80
Bromomethane	83
Chloroethane	84
Freon 11	69 Q
Ethanol	88
Freon 113	78
1,1-Dichloroethene	91
Acetone	88
2-Propanol	93
Carbon Disulfide	102
3-Chloropropene	101
Methylene Chloride	78
Methyl tert-butyl ether	94
trans-1,2-Dichloroethene	97
Hexane	84
1,1-Dichloroethane	79
2-Butanone (Methyl Ethyl Ketone)	97
cis-1,2-Dichloroethene	86
Tetrahydrofuran	87
Chloroform	78
1,1,1-Trichloroethane	79
Cyclohexane	88
Carbon Tetrachloride	80
2,2,4-Trimethylpentane	77
Benzene	75
1,2-Dichloroethane	71
Heptane	76
Trichloroethene	77
1,2-Dichloropropane	75
1,4-Dioxane	76
Bromodichloromethane	73
cis-1,3-Dichloropropene	84
4-Methyl-2-pentanone	80
Toluene	71
trans-1,3-Dichloropropene	94
1,1,2-Trichloroethane	82
Tetrachloroethene	81
2-Hexanone	90

Client Sample ID: LCSD

Lab ID#: 1301354AR1-07AA

EPA METHOD TO-15 GC/MS FULL SCAN

File Name:	**2012204**	**Date of Collection: NA**	
Dil. Factor:	**1.00**	**Date of Analysis: 1/22/13 10:55 AM**	

Compound	%Recovery
Dibromochloromethane	84
1,2-Dibromoethane (EDB)	85
Chlorobenzene	79
Ethyl Benzene	86
m,p-Xylene	88
o-Xylene	84
Styrene	93
Bromoform	86
Cumene	82
1,1,2,2-Tetrachloroethane	79
Propylbenzene	88
4-Ethyltoluene	78
1,3,5-Trimethylbenzene	77
1,2,4-Trimethylbenzene	84
1,3-Dichlorobenzene	78
1,4-Dichlorobenzene	76
alpha-Chlorotoluene	92
1,2-Dichlorobenzene	78
1,2,4-Trichlorobenzene	72
Hexachlorobutadiene	81
Butane	76
Isopentane	81

Q = Exceeds Quality Control limits.

Container Type: NA - Not Applicable

Surrogates	%Recovery	Method Limits
Toluene-d8	91	70-130
1,2-Dichloroethane-d4	91	70-130
4-Bromofluorobenzene	100	70-130

Client Sample ID: LCS
Lab ID#: 1301354AR1-07B
EPA METHOD TO-15 GC/MS

File Name:	**14012234**	**Date of Collection: NA**	
Dil. Factor:	**1.00**	**Date of Analysis: 1/22/13 10:10 PM**	

Compound	%Recovery
Freon 12	114
Freon 114	111
Chloromethane	122
Vinyl Chloride	98
1,3-Butadiene	103
Bromomethane	107
Chloroethane	102
Freon 11	113
Ethanol	104
Freon 113	98
1,1-Dichloroethene	116
Acetone	101
2-Propanol	106
Carbon Disulfide	110
3-Chloropropene	104
Methylene Chloride	105
Methyl tert-butyl ether	96
trans-1,2-Dichloroethene	117
Hexane	98
1,1-Dichloroethane	103
2-Butanone (Methyl Ethyl Ketone)	94
cis-1,2-Dichloroethene	99
Tetrahydrofuran	99
Chloroform	107
1,1,1-Trichloroethane	100
Cyclohexane	97
Carbon Tetrachloride	106
2,2,4-Trimethylpentane	97
Benzene	103
1,2-Dichloroethane	111
Heptane	98
Trichloroethene	103
1,2-Dichloropropane	101
1,4-Dioxane	104
Bromodichloromethane	103
cis-1,3-Dichloropropene	88
4-Methyl-2-pentanone	94
Toluene	96
trans-1,3-Dichloropropene	85
1,1,2-Trichloroethane	101
Tetrachloroethene	100
2-Hexanone	92

Client Sample ID: LCS
Lab ID#: 1301354AR1-07B
EPA METHOD TO-15 GC/MS

File Name:	14012234	**Date of Collection: NA**	
Dil. Factor:	1.00	**Date of Analysis: 1/22/13 10:10 PM**	

Compound	%Recovery
Dibromochloromethane	99
1,2-Dibromoethane (EDB)	100
Chlorobenzene	103
Ethyl Benzene	96
m,p-Xylene	100
o-Xylene	98
Styrene	100
Bromoform	96
Cumene	101
1,1,2,2-Tetrachloroethane	109
Propylbenzene	106
4-Ethyltoluene	103
1,3,5-Trimethylbenzene	106
1,2,4-Trimethylbenzene	98
1,3-Dichlorobenzene	103
1,4-Dichlorobenzene	103
alpha-Chlorotoluene	86
1,2-Dichlorobenzene	106
1,2,4-Trichlorobenzene	102
Hexachlorobutadiene	99
Butane	104
Isopentane	109

Container Type: NA - Not Applicable

Surrogates	%Recovery	Method Limits
1,2-Dichloroethane-d4	104	70-130
Toluene-d8	101	70-130
4-Bromofluorobenzene	105	70-130

eurofins | Air Toxics

Client Sample ID: LCSD
Lab ID#: 1301354AR1-07BB
EPA METHOD TO-15 GC/MS

File Name:	14012235	**Date of Collection:**	NA
Dil. Factor:	1.00	**Date of Analysis:**	1/22/13 10:46 PM

Compound	%Recovery
Freon 12	112
Freon 114	110
Chloromethane	123
Vinyl Chloride	99
1,3-Butadiene	102
Bromomethane	111
Chloroethane	103
Freon 11	112
Ethanol	102
Freon 113	98
1,1-Dichloroethene	117
Acetone	104
2-Propanol	102
Carbon Disulfide	108
3-Chloropropene	103
Methylene Chloride	107
Methyl tert-butyl ether	94
trans-1,2-Dichloroethene	120
Hexane	97
1,1-Dichloroethane	102
2-Butanone (Methyl Ethyl Ketone)	94
cis-1,2-Dichloroethene	97
Tetrahydrofuran	98
Chloroform	106
1,1,1-Trichloroethane	98
Cyclohexane	97
Carbon Tetrachloride	108
2,2,4-Trimethylpentane	97
Benzene	101
1,2-Dichloroethane	109
Heptane	99
Trichloroethene	104
1,2-Dichloropropane	100
1,4-Dioxane	101
Bromodichloromethane	102
cis-1,3-Dichloropropene	88
4-Methyl-2-pentanone	94
Toluene	97
trans-1,3-Dichloropropene	88
1,1,2-Trichloroethane	103
Tetrachloroethene	103
2-Hexanone	93

eurofins | Air Toxics

Client Sample ID: LCSD
Lab ID#: 1301354AR1-07BB
EPA METHOD TO-15 GC/MS

File Name:	**14012235**	**Date of Collection: NA**	
Dil. Factor:	**1.00**	**Date of Analysis: 1/22/13 10:46 PM**	

Compound	%Recovery
Dibromochloromethane	100
1,2-Dibromoethane (EDB)	103
Chlorobenzene	106
Ethyl Benzene	97
m,p-Xylene	101
o-Xylene	101
Styrene	100
Bromoform	100
Cumene	104
1,1,2,2-Tetrachloroethane	111
Propylbenzene	107
4-Ethyltoluene	104
1,3,5-Trimethylbenzene	110
1,2,4-Trimethylbenzene	102
1,3-Dichlorobenzene	106
1,4-Dichlorobenzene	105
alpha-Chlorotoluene	86
1,2-Dichlorobenzene	110
1,2,4-Trichlorobenzene	103
Hexachlorobutadiene	111
Butane	101
Isopentane	112

Container Type: NA - Not Applicable

Surrogates	%Recovery	Method Limits
1,2-Dichloroethane-d4	104	70-130
Toluene-d8	99	70-130
4-Bromofluorobenzene	105	70-130

Shell Oil Products Chain Of Custody Record

URS

Air Toxics LTD.
Project Name: Roxana Soil Vapor
Project # 21562850.04001
Lab Vendor #

Please Check Appropriate Box: ☑ ENV. SERVICES ☐ MOTIVA RETAIL ☐ SHELL RETAIL ☐ MOTIVA SD&ON ☐ CONSULTANT ☐ LUBES ☐ SHELL PIPELINE ☐ OTHER

Print Bill To Contact Name: Robert Mooshegian
PO #:
INCIDENT # (ENV SERVICES): 9 7 2 1 6 6 4 0
SAP #: 3 4 0 0 6 1
☐ CHECK IF NO INCIDENT # APPLIES
DATE: 01/21/13
PAGE: 1 of 1

SAMPLING COMPANY: JRS CORPORATION
LOG CODE:
SITE ADDRESS: Street and City: 900 SOUTH CENTRAL AVE -- ROXANA
State: IL
GLOBAL ID NO:
ADDRESS: 1001 HIGHLANDS PLAZA DRIVE WEST - SUITE 300, ST. LOUIS, MO 63110
CONTRACT VENDOR TO (Name, Company, City) Location: Elizabeth Kunkel, URS, St. Louis
PHONE NO: 314-743-4179
E-MAIL: Elizabeth_Kunkel@URSCorp.com
CONSULTANT PROJECT NAME: Roxana Soil Vapor
Laboratory Address: Air Toxics, LTD 180 Blue Ravine Road Suite B, Folsom, CA 95630-4719
M. Currier, E. Arthur, A. Day, B. Lehan
TELEPHONE: 314-429-0100
FAX: 314-429-0462
Report To Contact E-MAIL: Robert.Mooshegian@urs.com

TURNAROUND TIME (CALENDAR DAYS): SAME DAY
☐ STANDARD (14 DAY) ☐ 5 DAYS ☐ 3 DAYS ☐ 2 DAYS ☐ 24 HOURS ☐ RESULTS NEEDED ON WEEKEND

☐ LA - RWQCB REPORT FORMAT ☑ UST AGENCY:

DELIVERABLES: ☐ LEVEL 1 ☐ LEVEL 2 ☐ LEVEL 3 ☑ LEVEL 4 ☐ OTHER (SPECIFY)

☑ SHELL CONTRACT RATE APPLIES
☐ STATE REIMBURSEMENT RATE APPLIES
☐ EDD NOT NEEDED
☑ RECEIPT VERIFICATION REQUESTED

REQUESTED ANALYSIS

LAB USE ONLY	Field Sample Identification	SAMPLING DATE	SAMPLING TIME	Canister Number	Canister Pressure/Vacuum Initial	Final	Receipt	Final (psi)	Modified TO-15 + Butane & Isopentane	ASTM D-1946 + Helium	ASTM D-1946
[illegible]	VMP-47-20-012113	01/21/13	1417-1447	34141	-30	-7			X	X	
[illegible]	VMP-47-30-012113	01/21/13	1515-1545	2035	-30	-7.5			X	X	
[illegible]	VMP-1-8.5-012113	01/21/13	1234-1306	3002	-30	-8			X	X	
[illegible]	VMP-1-23.5-012113	01/21/13	1356-1428	3997	-30	-10			X	X	

1/21/13

Turn Around Time: ☐ Normal ☑ Rush SAME DAY Specify

Lab Use Only
Pressurized by:
Date:
Pressurization Gas: N_2 He

ADDITIONAL NOTES:
- Same day turn around time
- Report results between MDL and RL
- Level IV ECVP

Relinquished by (Signature)	Received by (Signature) FEDEX	Date 1/21/13	Time 1830
Relinquished by (Signature)	Received by (Signature)	Date 1/22/13	Time 105
Relinquished by (Signature)	Received by (Signature)	Date	Time

Custody Seal Intact?
Y N None Temp N/A

05/2/06 Revision

1301354

eurofins | Air Toxics

2/12/2013
Ms. Elizabeth Kunkel
URS Corporation
1001 Highlands Plaza Dr. West
Suite 300
St. Louis MO 63110

Project Name: Roxana Soil Vapor
Project #: 21562850.04001
Workorder #: 1301354BR1

Dear Ms. Elizabeth Kunkel

The following report includes the data for the above referenced project for sample(s) received on 1/22/2013 at Air Toxics Ltd.

The data and associated QC analyzed by Modified ASTM D-1945 are compliant with the project requirements or laboratory criteria with the exception of the deviations noted in the attached case narrative.

Thank you for choosing Air Toxics Ltd. for your air analysis needs. Air Toxics Ltd. is committed to providing accurate data of the highest quality. Please feel free to contact the Project Manager: Kelly Buettner at 916-985-1000 if you have any questions regarding the data in this report.

Regards,

Kelly Buettner

Project Manager

Reviewed
on
2/18/2013

eurofins | Air Toxics

WORK ORDER #: 1301354BR1

Work Order Summary

CLIENT:	Ms. Elizabeth Kunkel URS Corporation 1001 Highlands Plaza Dr. West Suite 300 St. Louis, MO 63110	**BILL TO:**	Accounts Payable Austin URS Corporation P.O. BOX 203970 Austin, TX 78720-1088
PHONE:	314-743-4179	**P.O. #**	21562735.00013
FAX:		**PROJECT #**	21562850.04001 Roxana Soil Vapor
DATE RECEIVED:	01/22/2013	**CONTACT:**	Kelly Buettner
DATE COMPLETED:	01/23/2013		
DATE REISSUED:	02/12/2013		

FRACTION #	NAME	TEST	RECEIPT VAC./PRES.	FINAL PRESSURE
01A	VMP-47-20-012113	Modified ASTM D-1945	6.0 "Hg	15 psi
02A	VMP-47-30-012113	Modified ASTM D-1945	6.5 "Hg	15 psi
03A	VMP-1-8.5-012113	Modified ASTM D-1945	5.5 "Hg	15 psi
04A	VMP-1-23.5-012113	Modified ASTM D-1945	7.5 "Hg	15 psi
05A	Lab Blank	Modified ASTM D-1945	NA	NA
05B	Lab Blank	Modified ASTM D-1945	NA	NA
06A	LCS	Modified ASTM D-1945	NA	NA
06AA	LCSD	Modified ASTM D-1945	NA	NA

CERTIFIED BY: Heidi Isaacs DATE: 02/12/13

Technical Director

Certification numbers: AZ Licensure AZ0775, CA NELAP - 12282CA, NY NELAP - 11291,
TX NELAP - T104704434-12-4, UT NELAP CA009332012-3, WA NELAP - C935
Name of Accrediting Agency: NELAP/ORELAP (Oregon Environmental Laboratory Accreditation Program)
Accreditation number: CA300005, Effective date: 10/18/2012, Expiration date: 10/17/2013.
Eurofins Air Toxics Ltd. certifies that the test results contained in this report meet all requirements of the NELAC standards

This report shall not be reproduced, except in full, without the written approval of Eurofins Air Toxics, Inc.

180 BLUE RAVINE ROAD, SUITE B FOLSOM, CA - 9563
(916) 985-1000 . (800) 985-5955 . FAX (916) 985-1020

LABORATORY NARRATIVE
Modified ASTM D-1946
URS Corporation
Workorder# 1301354BR1

Four 1 Liter Summa Canister samples were received on January 22, 2013. The laboratory performed analysis via Modified ASTM Method D-1946 for Methane and fixed gases in air using GC/FID or GC/TCD. The method involves direct injection of 1.0 mL of sample.

On the analytical column employed for this analysis, Oxygen coelutes with Argon. The corresponding peak is quantitated as Oxygen.

Since Nitrogen is used to pressurize samples, the reported Nitrogen values are calculated by adding all the sample components and subtracting from 100%.

Method modifications taken to run these samples are summarized in the table below. Specific project requirements may over-ride the ATL modifications.

Requirement	*ASTM D-1946*	*ATL Modifications*
Calibration	A single point calibration is performed using a reference standard closely matching the composition of the unknown.	A 3-point calibration curve is performed. Quantitation is based on a daily calibration standard which may or may not resemble the composition of the associated samples.
Reference Standard	The composition of any reference standard must be known to within 0.01 mol % for any component.	The standards used by ATL are blended to a >/= 95% accuracy.
Sample Injection Volume	Components whose concentrations are in excess of 5 % should not be analyzed by using sample volumes greater than 0.5 mL.	The sample container is connected directly to a fixed volume sample loop of 1.0 mL on the GC. Linear range is defined by the calibration curve. Bags are loaded by vacuum.
Normalization	Normalize the mole percent values by multiplying each value by 100 and dividing by the sum of the original values. The sum of the original values should not differ from 100% by more than 1.0%.	Results are not normalized. The sum of the reported values can differ from 100% by as much as 15%, either due to analytical variability or an unusual sample matrix.
Precision	Precision requirements established at each concentration level.	Duplicates should agree within 25% RPD for detections > 5 X's the RL.

Receiving Notes

There were no receiving discrepancies.

Analytical Notes

As per project specific client request the laboratory has reported estimated values for target compound hits that are below the Reporting Limit but greater than the Method Detection Limit.

The reporting limit for Carbon Monoxide was raised from 0.010% to 0.050%.

THE WORKORDER WAS REISSUED ON 02/12/13 TO REPORT ADDITIONAL COMPOUNDS FOR VMP-47-20-012113, VMP-47-30-012113, VMP-1-8.5-012113 and VMP-1-23.5-012113 PER CLIENT REQUEST.

Definition of Data Qualifying Flags

Seven qualifiers may have been used on the data analysis sheets and indicate as follows:
B - Compound present in laboratory blank greater than reporting limit.
J - Estimated value.
E - Exceeds instrument calibration range.
S - Saturated peak.
Q - Exceeds quality control limits.
U - Compound analyzed for but not detected above the detection limit.
M - Reported value may be biased due to apparent matrix interferences.
File extensions may have been used on the data analysis sheets and indicates as follows:
a-File was requantified
b-File was quantified by a second column and detector
r1-File was requantified for the purpose of reissue

eurofins | Air Toxics

Summary of Detected Compounds
NATURAL GAS ANALYSIS BY MODIFIED ASTM D-1945

Client Sample ID: VMP-47-20-012113

Lab ID#: 1301354BR1-01A

Compound	Rpt. Limit (%)	Amount (%)
Oxygen	0.25	2.0
Nitrogen	0.25	84
Methane	0.00025	0.40
Carbon Dioxide	0.025	13
Ethane	0.0025	0.00010 J
Propane	0.0025	0.00027 J
Isobutane	0.0025	0.016
Butane	0.0025	0.053
Neopentane	0.0025	0.0013 J
Isopentane	0.0025	0.047
Pentane	0.0025	0.0044
C6+	0.025	0.031
Helium	0.13	0.66

Client Sample ID: VMP-47-30-012113

Lab ID#: 1301354BR1-02A

Compound	Rpt. Limit (%)	Amount (%)
Oxygen	0.26	1.5
Nitrogen	0.26	84
Methane	0.00026	2.2
Carbon Dioxide	0.026	12
Ethane	0.0026	0.00041 J
Propane	0.0026	0.00049 J
Isobutane	0.0026	0.016
Butane	0.0026	0.060
Neopentane	0.0026	0.0020 J
Isopentane	0.0026	0.047
Pentane	0.0026	0.0044
C6+	0.026	0.035

eurofins | Air Toxics

Summary of Detected Compounds
NATURAL GAS ANALYSIS BY MODIFIED ASTM D-1945

Client Sample ID: VMP-1-8.5-012113

Lab ID#: 1301354BR1-03A

Compound	Rpt. Limit (%)	Amount (%)
Oxygen	0.50	21
Nitrogen	0.50	78
Methane	0.00050	0.021
Carbon Dioxide	0.050	0.48
Isobutane	0.0050	0.00034 J
Butane	0.0050	0.0032 J
Isopentane	0.0050	0.0015 J
Pentane	0.0050	0.00037 J
C6+	0.050	0.00099 J
Helium	0.25	0.99

Client Sample ID: VMP-1-23.5-012113

Lab ID#: 1301354BR1-04A

Compound	Rpt. Limit (%)	Amount (%)
Oxygen	0.27	20
Nitrogen	0.27	73
Methane	0.00027	0.0044
Carbon Dioxide	0.027	0.39
Isobutane	0.0027	0.000086 J
Butane	0.0027	0.00055 J
Isopentane	0.0027	0.00046 J
Pentane	0.0027	0.00011 J
C6+	0.027	0.00045 J
Helium	0.13	6.2

eurofins | Air Toxics

Client Sample ID: VMP-47-20-012113

Lab ID#: 1301354BR1-01A

NATURAL GAS ANALYSIS BY MODIFIED ASTM D-1945

File Name:	**9012218r1**	**Date of Collection:**	**1/21/13 2:47:00 PM**
Dil. Factor:	**2.52**	**Date of Analysis:**	**1/22/13 04:09 PM**

Compound	Rpt. Limit (%)	Amount (%)
Oxygen	0.25	2.0
Nitrogen	0.25	84
Carbon Monoxide	0.13	Not Detected
Methane	0.00025	0.40
Carbon Dioxide	0.025	13
Ethane	0.0025	0.00010 J
Ethene	0.0025	Not Detected
Acetylene	0.0025	Not Detected
Propane	0.0025	0.00027 J
Isobutane	0.0025	0.016
Butane	0.0025	0.053
Neopentane	0.0025	0.0013 J
Isopentane	0.0025	0.047
Pentane	0.0025	0.0044
C6+	0.025	0.031
Helium	0.13	0.66

J = Estimated value.

Container Type: 1 Liter Summa Canister

eurofins | Air Toxics

Client Sample ID: VMP-47-30-012113

Lab ID#: 1301354BR1-02A

NATURAL GAS ANALYSIS BY MODIFIED ASTM D-1945

File Name:	**9012219r1**	**Date of Collection:**	**1/21/13 3:45:00 PM**
Dil. Factor:	**2.58**	**Date of Analysis:**	**1/22/13 04:33 PM**

Compound	Rpt. Limit (%)	Amount (%)
Oxygen	0.26	1.5
Nitrogen	0.26	84
Carbon Monoxide	0.13	Not Detected
Methane	0.00026	2.2
Carbon Dioxide	0.026	12
Ethane	0.0026	0.00041 J
Ethene	0.0026	Not Detected
Acetylene	0.0026	Not Detected
Propane	0.0026	0.00049 J
Isobutane	0.0026	0.016
Butane	0.0026	0.060
Neopentane	0.0026	0.0020 J
Isopentane	0.0026	0.047
Pentane	0.0026	0.0044
C6+	0.026	0.035
Helium	0.13	Not Detected

J = Estimated value.

Container Type: 1 Liter Summa Canister

eurofins | Air Toxics

Client Sample ID: VMP-1-8.5-012113

Lab ID#: 1301354BR1-03A

NATURAL GAS ANALYSIS BY MODIFIED ASTM D-1945

File Name:	**9012217r1**	**Date of Collection:**	**1/21/13 1:06:00 PM**
Dil. Factor:	**5.01**	**Date of Analysis:**	**1/22/13 03:28 PM**

Compound	Rpt. Limit (%)	Amount (%)
Oxygen	0.50	21
Nitrogen	0.50	78
Carbon Monoxide	0.25	Not Detected
Methane	0.00050	0.021
Carbon Dioxide	0.050	0.48
Ethane	0.0050	Not Detected
Ethene	0.0050	Not Detected
Acetylene	0.0050	Not Detected
Propane	0.0050	Not Detected
Isobutane	0.0050	0.00034 J
Butane	0.0050	0.0032 J
Neopentane	0.0050	Not Detected
Isopentane	0.0050	0.0015 J
Pentane	0.0050	0.00037 J
C6+	0.050	0.00099 J
Helium	0.25	0.99

J = Estimated value.

Container Type: 1 Liter Summa Canister

eurofins | Air Toxics

Client Sample ID: VMP-1-23.5-012113

Lab ID#: 1301354BR1-04A

NATURAL GAS ANALYSIS BY MODIFIED ASTM D-1945

File Name:	**9012216r1**	**Date of Collection:**	**1/21/13 2:28:00 PM**
Dil. Factor:	**2.69**	**Date of Analysis:**	**1/22/13 03:05 PM**

Compound	Rpt. Limit (%)	Amount (%)	
Oxygen	0.27	20	J
Nitrogen	0.27	73	J
Carbon Monoxide	0.13	Not Detected	UJ
Methane	0.00027	0.0044	J
Carbon Dioxide	0.027	0.39	J
Ethane	0.0027	Not Detected	UJ
Ethene	0.0027	Not Detected	UJ
Acetylene	0.0027	Not Detected	UJ
Propane	0.0027	Not Detected	UJ
Isobutane	0.0027	0.000086 J	J
Butane	0.0027	0.00055 J	J
Neopentane	0.0027	Not Detected	UJ
Isopentane	0.0027	0.00046 J	J
Pentane	0.0027	0.00011 J	J
C6+	0.027	0.00045 J	J
Helium	0.13	6.2	J

J = Estimated value.

Container Type: 1 Liter Summa Canister

eurofins | Air Toxics

Client Sample ID: Lab Blank

Lab ID#: 1301354BR1-05A

NATURAL GAS ANALYSIS BY MODIFIED ASTM D-1945

File Name:	**9012214a**	**Date of Collection: NA**	
Dil. Factor:	**1.00**	**Date of Analysis: 1/22/13 02:03 PM**	

Compound	Rpt. Limit (%)	Amount (%)
Oxygen	0.10	Not Detected
Nitrogen	0.10	0.087 J
Carbon Monoxide	0.050	Not Detected
Methane	0.00010	Not Detected
Carbon Dioxide	0.010	Not Detected
Ethane	0.0010	Not Detected
Ethene	0.0010	Not Detected
Acetylene	0.0010	Not Detected
Propane	0.0010	Not Detected
Isobutane	0.0010	Not Detected
Butane	0.0010	Not Detected
Neopentane	0.0010	Not Detected
Isopentane	0.0010	Not Detected
Pentane	0.0010	Not Detected
C6+	0.010	Not Detected

J = Estimated value.

Container Type: NA - Not Applicable

eurofins | Air Toxics

Client Sample ID: Lab Blank

Lab ID#: 1301354BR1-05B

NATURAL GAS ANALYSIS BY MODIFIED ASTM D-1946

File Name:	**9012213b**	**Date of Collection: NA**	
Dil. Factor:	**1.00**	**Date of Analysis: 1/22/13 01:41 PM**	

Compound	**Rpt. Limit (%)**	**Amount (%)**
Helium	0.050	Not Detected

Container Type: NA - Not Applicable

eurofins | Air Toxics

Client Sample ID: LCS

Lab ID#: 1301354BR1-06A

NATURAL GAS ANALYSIS BY MODIFIED ASTM D-1945

File Name:	**9012202**	**Date of Collection: NA**	
Dil. Factor:	**1.00**	**Date of Analysis: 1/22/13 08:08 AM**	

Compound	%Recovery
Oxygen	100
Nitrogen	100
Carbon Monoxide	97
Methane	102
Carbon Dioxide	101
Ethane	103
Ethene	100
Acetylene	102
Propane	106
Isobutane	106
Butane	104
Neopentane	105
Isopentane	104
Pentane	104
C6+	104
Helium	102

Container Type: NA - Not Applicable

eurofins | Air Toxics

Client Sample ID: LCSD

Lab ID#: 1301354BR1-06AA

NATURAL GAS ANALYSIS BY MODIFIED ASTM D-1945

File Name:	**9012224**	**Date of Collection: NA**	
Dil. Factor:	**1.00**	**Date of Analysis: 1/22/13 06:43 PM**	

Compound	%Recovery
Oxygen	101
Nitrogen	101
Carbon Monoxide	96
Methane	107
Carbon Dioxide	101
Ethane	109
Ethene	105
Acetylene	107
Propane	111
Isobutane	112
Butane	110
Neopentane	111
Isopentane	109
Pentane	109
C6+	109
Helium	101

Container Type: NA - Not Applicable

Shell Oil Products Chain Of Custody Record

URS

Air Toxics LTD.
Project Name: Roxana Soil Vapor
Project # 21562850.04001
Lab Vendor #

Please Check Appropriate Box: ☑ ENV. SERVICES ☐ MOTIVA RETAIL ☐ SHELL RETAIL ☐ MOTIVA SC&CN ☐ CONSULTANT ☐ LUBES ☐ SHELL PIPELINE ☐ OTHER

Print Bill To Contact Name: Robert Mooshegian

INCIDENT # (ENV SERVICES): 9 7 2 1 6 6 4 0

☐ CHECK IF NO INCIDENT # APPLIES

DATE: 01/21/13

PAGE: 1 of 1

PO #:

SAP #: 3 4 0 0 6 1

SAMPLING COMPANY: URS CORPORATION

LOG CODE:

SITE ADDRESS: Street and City: 900 SOUTH CENTRAL AVE -- ROXANA

State: IL

GLOBAL ID NO.:

ADDRESS: 1001 HIGHLANDS PLAZA DRIVE WEST - SUITE 300; ST. LOUIS, MO 63110

EDF DELIVERABLE TO (Name, Company, Office Location): Elizabeth Kunkel, URS, St. Louis

PHONE NO.: 314-743-4179

E-MAIL: Elizabeth_Kunkel@URSCorp.com

CONSULTANT PROJECT NAME: Roxana Soil Vapor

Laboratory Address: Air Toxics LTD 180 Blue Ravine Road, Suite B, Folsom, CA 95630-4719

M. Currier, E. Arthur, A. Day, B. Lehan

TELEPHONE: 314-429-0100

FAX: 314-429-0462

SEND TO (Contact E-MAIL): Robert.Mooshegian@urs.com

TURNAROUND TIME (CALENDAR DAYS): SAME DAY
☐ STANDARD (14 DAY) ☐ 5 DAYS ☐ 3 DAYS ☐ 2 DAYS ☐ 24 HOURS ☐ RESULTS NEEDED ON WEEKEND

REQUESTED ANALYSIS

☐ 1A - RWQCB REPORT FORMAT ☑ UST AGENCY:

DELIVERABLES: ☐ LEVEL 1 ☐ LEVEL 2 ☐ LEVEL 3 ☑ LEVEL 4 ☐ OTHER (SPECIFY)

☑ SHELL CONTRACT RATE APPLIES
☐ STATE REIMBURSEMENT RATE APPLIES
☐ EDD NOT NEEDED
☑ RECEIPT VERIFICATION REQUESTED

Turn Around Time: ☐ Normal ☑ Rush SAME DAY Specify

Lab Use Only
Pressurized by:
Date:
Pressurization Gas: N_2 He

LAB USE ONLY	Field Sample Identification	SAMPLING DATE	SAMPLING TIME	Canister Number	Canister Pressure/Vacuum Initial	Final	Receipt	Final (psi)	Modified TO-15 + Butane & Isopentane	ASTM D-1946 + Helium	ASTM D-1946				
[illegible]	VMP-47-20-012113	01/21/13	1417-1447	34141	-30	-7			X	X					
[illegible]	VMP-47-30-012113	01/21/13	1515-1545	2035	-30	-7.5			X	X					
[illegible]	VMP-1-8.5-012113	01/21/13	1234-1306	3002	-30	-8			X	X					
[illegible]	VMP-1-23.5-012113	01/21/13	1356-1428	3997	-30	-10			X	X					

ADDITIONAL NOTES:

- Same day turn around time
- Report results between MDL and RL
- Level IV ECVP

1/21/13

Relinquished by (Signature)	Received by (Signature) FEDEX	Date 1/21/13	Time 1830
Relinquished by (Signature)	Received by (Signature)	Date 1/22/13	Time 105
Relinquished by (Signature)	Received by (Signature)	Date	Time

Custody Seal Intact?
Y N None Temp N/A

05/2/05 Revision

1301354

Roxana Soil Vapor Quarterly – 1st Quarter 2013 Data Review

Laboratory SDG: 1301399AR1,BR1

Data Reviewer: Elizabeth Kunkel

Peer Reviewer: Steve Gragert

Date Reviewed: 2/26/2013

Guidance: USEPA National Functional Guidelines for Superfund Organic Methods Data Review 2008

Sample Identification	Sample Identification
VMP-1-5-012313-R	VMP-1-8.5-012313-R
VMP-1-23.5-012313-R	VMP-1-38.5-012313-R
VMP-47-5-012313-R	VMP-47-10-012313-R
VMP-47-20-012313-R	VMP-47-30-012313-R

1.0 Data Package Completeness

Were all items delivered as specified in the QAPP and COC as appropriate?

Yes

2.0 Laboratory Case Narrative \ Cooler Receipt Form

Were problems noted in the laboratory case narrative or cooler receipt form?

Yes, the laboratory case narrative indicated samples VMP-1-5-012313-R, VMP-1-8.5-012313-R, and VMP-47-10-012313-R were diluted and re-analyzed to bring the highest level target analytes within the calibration range of the instrument. Results for the highest level target analytes were reported from the re-analysis diluted runs and the remaining compounds were reported from the original analyses. Samples were diluted due to high levels of target analytes. Although not indicated in the laboratory case narrative, nitrogen was detected in the method blank. The TO-15 LCS recovery for ethanol was outside evaluation criteria. These issues are addressed further in the appropriate sections below. The laboratory report was re-issued to report additional natural gas analytes via ASTM D-1945, and also the top five tentatively identified compounds (TICs) via TO-15.

No issues or discrepancies were noted in the cooler receipt form.

3.0 Holding Times

Were samples extracted/analyzed within applicable limits?

Yes

4.0 Blank Contamination

Were any analytes detected in the Blanks?

Yes

Blank ID	Parameter	Analyte	Concentration/ Amount
1301399B-09A	Natural gases	Nitrogen	0.078%

Analytical data that were reported non-detect or at concentrations greater than five times (5X) the associated blank concentration did not require qualification. No qualification of data was required.

5.0 Laboratory Control Sample

Were LCS recoveries within evaluation criteria?

No

LCS/LCSD ID	Parameter	Analyte	LCS/LCSD Recovery	LCS/ LCSD RPD	LCS/LCSD /RPD Criteria
1301399A-11A/AA	TO-15	Ethanol	**133**/118	12	70-130/25

Analytical data reported as non-detect and associated with LCS recoveries above evaluation criteria, indicating a possible high bias, did not require qualification. No qualification of data was required.

6.0 Surrogate Recoveries

Were surrogate recoveries within evaluation criteria?

Yes

7.0 Matrix Spike and Matrix Spike Duplicate Recoveries

Were MS/MSD samples analyzed as part of this SDG?

MS/MSD samples are not applicable for vapor samples, due to the inability to spike the samples.

8.0 Laboratory Duplicate Results

Were laboratory duplicate samples collected as part of this SDG?

No

9.0 Field Duplicate Results

Were field duplicate samples collected as part of this SDG?

No

10.0 Sample Dilutions

For samples that were diluted and nondetect, were undiluted results also reported?

Not applicable; analytes were detected in samples that were diluted.

11.0 Additional Qualifications

Were additional qualifications applied?

No

eurofins | Air Toxics

2/15/2013
Ms. Elizabeth Kunkel
URS Corporation
1001 Highlands Plaza Dr. West
Suite 300
St. Louis MO 63110

Project Name: Roxana Soil Vapor
Project #: 21562850.04001
Workorder #: 1301399AR1

Dear Ms. Elizabeth Kunkel

The following report includes the data for the above referenced project for sample(s) received on 1/24/2013 at Air Toxics Ltd.

The data and associated QC analyzed by Modified TO-15 are compliant with the project requirements or laboratory criteria with the exception of the deviations noted in the attached case narrative.

Thank you for choosing Air Toxics Ltd. for your air analysis needs. Air Toxics Ltd. is committed to providing accurate data of the highest quality. Please feel free to contact the Project Manager: Kelly Buettner at 916-985-1000 if you have any questions regarding the data in this report.

Regards,

Kelly Buettner

Project Manager

Reviewed
on
2/18/2013

eurofins | Air Toxics

WORK ORDER #: 1301399AR1

Work Order Summary

CLIENT:	Ms. Elizabeth Kunkel URS Corporation 1001 Highlands Plaza Dr. West Suite 300 St. Louis, MO 63110	**BILL TO:**	Accounts Payable Austin URS Corporation P.O. BOX 203970 Austin, TX 78720-1088
PHONE:	314-743-4179	**P.O. #**	21562735.00013
FAX:		**PROJECT #**	21562850.04001 Roxana Soil Vapor
DATE RECEIVED:	01/24/2013	**CONTACT:**	Kelly Buettner
DATE COMPLETED:	01/23/2013		
DATE REISSUED:	02/15/2013		

FRACTION #	NAME	TEST	RECEIPT VAC./PRES.	FINAL PRESSURE
01A	VMP-1-5-012313-R	Modified TO-15	4.0 "Hg	15 psi
01B	VMP-1-5-012313-R	Modified TO-15	4.0 "Hg	15 psi
02A	VMP-1-8.5-012313-R	Modified TO-15	4.0 "Hg	15 psi
02B	VMP-1-8.5-012313-R	Modified TO-15	4.0 "Hg	15 psi
03A	VMP-1-23.5-012313-R	Modified TO-15	6.5 "Hg	15 psi
04A	VMP-1-38.5-012313-R	Modified TO-15	4.5 "Hg	15 psi
05A	VMP-47-5-012313-R	Modified TO-15	5.0 "Hg	15 psi
06A	VMP-47-10-012313-R	Modified TO-15	5.0 "Hg	15 psi
06B	VMP-47-10-012313-R	Modified TO-15	5.0 "Hg	15 psi
07A	VMP-47-20-012313-R	Modified TO-15	4.5 "Hg	15 psi
08A	VMP-47-30-012313-R	Modified TO-15	4.5 "Hg	15 psi
09A	Lab Blank	Modified TO-15	NA	NA
10A	CCV	Modified TO-15	NA	NA
11A	LCS	Modified TO-15	NA	NA
11AA	LCSD	Modified TO-15	NA	NA

CERTIFIED BY: Heidi Hayes DATE: 02/15/13

Technical Director

Certification numbers: AZ Licensure AZ0775, CA NELAP - 12282CA, NY NELAP - 11291,
TX NELAP - T104704434-12-4, UT NELAP CA009332012-3, WA NELAP - C935
Name of Accrediting Agency: NELAP/ORELAP (Oregon Environmental Laboratory Accreditation Program)
Accreditation number: CA300005, Effective date: 10/18/2012, Expiration date: 10/17/2013.
Eurofins Air Toxics Ltd. certifies that the test results contained in this report meet all requirements of the NELAC standards

This report shall not be reproduced, except in full, without the written approval of Eurofins Air Toxics, Inc

LABORATORY NARRATIVE
EPA Method TO-15
URS Corporation
Workorder# 1301399AR1

Eight 1 Liter Summa Canister samples were received on January 24, 2013. The laboratory performed analysis via EPA Method TO-15 using GC/MS in the full scan mode.

This workorder was independently validated prior to submittal using 'USEPA National Functional Guidelines' as generally applied to the analysis of volatile organic compounds in air. A rules-based, logic driven, independent validation engine was employed to assess completeness, evaluate pass/fail of relevant project quality control requirements and verification of all quantified amounts.

Receiving Notes

There were no receiving discrepancies.

Analytical Notes

All Quality Control Limit exceedances and affected sample results are noted by flags. Each flag is defined at the bottom of this Case Narrative and on each Sample Result Summary page.

As per client project requirements, the laboratory has reported estimated values for target compound hits that are below the Reporting Limit but greater than the Method Detection Limit. Concentrations that are below the level at which the canister was certified (0.2 ppbv for compounds reported at 0.5 ppbv and 0.8 ppbv for compounds reported at 2.0 ppbv) may be false positives.

Dilution was performed on samples VMP-1-5-012313-R, VMP-1-5-012313-R, VMP-1-8.5-012313-R, VMP-1-8.5-012313-R, VMP-1-23.5-012313-R, VMP-1-38.5-012313-R, VMP-47-5-012313-R, VMP-47-10-012313-R, VMP-47-10-012313-R, VMP-47-20-012313-R and VMP-47-30-012313-R due to the presence of high level target species.

Due to high-level target compounds, samples VMP-1-5-012313-R, VMP-1-8.5-012313-R and VMP-47-10-012313-R were analyzed twice. In the "A" fraction, the sample was diluted to bring the highest-level compounds within the calibration range. The "B" fraction is also reported by client request and may be reported with "E" flags indicating the compound exceeds the calibration range. Both runs and associated QC are reported.

THE WORKORDER WAS REISSUED ON FEBRUARY 15, 2013 TO REPORT THE TOP 5 TENTATIVELY IDENTIFIED COMPOUNDS PER CLIENT'S REQUEST.

Definition of Data Qualifying Flags

Eight qualifiers may have been used on the data analysis sheets and indicates as follows:

B - Compound present in laboratory blank greater than reporting limit (background subtraction not performed).

J - Estimated value.

E - Exceeds instrument calibration range.

S - Saturated peak.
Q - Exceeds quality control limits.
U - Compound analyzed for but not detected above the reporting limit.
UJ- Non-detected compound associated with low bias in the CCV
N - The identification is based on presumptive evidence.

File extensions may have been used on the data analysis sheets and indicates as follows:
a-File was requantified
b-File was quantified by a second column and detector
r1-File was requantified for the purpose of reissue

eurofins | Air Toxics

Summary of Detected Compounds
EPA METHOD TO-15 GC/MS

Client Sample ID: VMP-1-5-012313-R * Use these results only. All other data was reported from the 2.33X dilution analysis.

Lab ID#: 1301399AR1-01A

DF = 932

Compound	Rpt. Limit (ppbv)	Amount (ppbv)	Rpt. Limit (ug/m3)	Amount (ug/m3)
Hexane	4700	32000	16000	110000
Cyclohexane	4700	7500	16000	26000
2,2,4-Trimethylpentane	4700	21000	22000	98000
Heptane	4700	3800 J	19000	15000 J
Toluene	4700	730 J	18000	2700 J
m,p-Xylene	4700	1000 J	20000	4500 J
* Butane	19000	2500000	44000	5900000
Isopentane	19000	880000	55000	2600000

TENTATIVELY IDENTIFIED COMPOUNDS

Compound	CAS Number	Match Quality	Amount (ppbv)
Propane, 2-methyl-			240000 NJ
Pentane			340000 NJ
Pentane, 2-methyl-			300000 NJ
Pentane, 2,2,3-trimethyl-			140000 NJ
Cyclobutane, ethyl-			70000 NJ

Client Sample ID: VMP-1-5-012313-R ** Do not use this data. Use all other data.

Lab ID#: 1301399AR1-01B

DF = 2.33

Compound	Rpt. Limit (ppbv)	Amount (ppbv)	Rpt. Limit (ug/m3)	Amount (ug/m3)
Hexane	1200	38000	4100	130000
Cyclohexane	1200	9500	4000	33000
2,2,4-Trimethylpentane	1200	29000	5400	140000
Benzene	1200	1500	3700	4700
Heptane	1200	6200	4800	25000
Toluene	1200	1100 J	4400	4000 J
Ethyl Benzene	1200	350 J	5000	1500 J
m,p-Xylene	1200	910 J	5000	3900 J
o-Xylene	1200	420 J	5000	1800 J
4-Ethyltoluene	1200	380 J	5700	1900 J
1,2,4-Trimethylbenzene	1200	460 J	5700	2300 J
~~** Butane~~	~~4700~~	~~2800000 E~~	~~11000~~	~~6600000 E~~

eurofins | Air Toxics

Summary of Detected Compounds
EPA METHOD TO-15 GC/MS

Client Sample ID: VMP-1-5-012313-R

Lab ID#: 1301399AR1-01B

Isopentane	4700	870000	14000	2600000

TENTATIVELY IDENTIFIED COMPOUNDS

Compound	CAS Number	Match Quality	Amount (ppbv)
Propane, 2-methyl-			240000 NJ
Pentane			340000 NJ
Pentane, 2-methyl-			320000 NJ
Butane, 2,2,3-trimethyl-			150000 NJ
Cyclobutane, ethyl-			85000 NJ

Client Sample ID: VMP-1-8.5-012313-R * Use these results only. All other data was reported from the 4.66X dilution analysis.

Lab ID#: 1301399AR1-02A DF= 29.1

Compound	Rpt. Limit (ppbv)	Amount (ppbv)	Rpt. Limit (ug/m3)	Amount (ug/m3)
Hexane	140	1300	510	4800
Cyclohexane	140	390	500	1300
2,2,4-Trimethylpentane	140	1000	680	4900
Benzene	140	63 J	460	200 J
Heptane	140	240	600	990
Toluene	140	100 J	550	380 J
m,p-Xylene	140	70 J	630	300 J
o-Xylene	140	29 J	630	130 J
* Butane	580	110000	1400	260000
Isopentane	580	33000	1700	99000

TENTATIVELY IDENTIFIED COMPOUNDS

Compound	CAS Number	Match Quality	Amount (ppbv)
Propane, 2-methyl-			9200 NJ
Pentane			13000 NJ
Pentane, 2-methyl-			12000 NJ
Pentane, 2,2,3-trimethyl-			5800 NJ
Cyclobutane, ethyl-			3400 NJ

Client Sample ID: VMP-1-8.5-012313-R

Lab ID#: 1301399AR1-02B

eurofins | Air Toxics

Summary of Detected Compounds
EPA METHOD TO-15 GC/MS

Client Sample ID: VMP-1-8.5-012313-R ** Do not use this data. Use all other data.

Lab ID#: 1301399AR1-02B

DF = 4.66

Compound	Rpt. Limit (ppbv)	Amount (ppbv)	Rpt. Limit (ug/m3)	Amount (ug/m3)
Hexane	23	1500	82	5400
Cyclohexane	23	400	80	1400
2,2,4-Trimethylpentane	23	990	110	4600
Benzene	23	16 J	74	50 J
Heptane	23	230	95	960
Toluene	23	4.7 J	88	18 J
m,p-Xylene	23	9.0 J	100	39 J
o-Xylene	23	4.9 J	100	21 J
~~Butane~~ **	~~93~~	~~98000 E~~	~~220~~	~~230000 E~~
~~Isopentane~~ **	~~93~~	~~37000 E~~	~~280~~	~~110000 E~~

TENTATIVELY IDENTIFIED COMPOUNDS

Compound	CAS Number	Match Quality	Amount (ppbv)
Propane, 2-methyl-			11000 NJ
Pentane			15000 NJ
Pentane, 2-methyl-			13000 NJ
Pentane, 2,2,3-trimethyl-			5900 NJ
Cyclobutane, ethyl-			3200 NJ

Client Sample ID: VMP-1-23.5-012313-R

Lab ID#: 1301399AR1-03A

Compound	Rpt. Limit (ppbv)	Amount (ppbv)	Rpt. Limit (ug/m3)	Amount (ug/m3)
Hexane	16000	140000	57000	510000
Cyclohexane	16000	48000	55000	160000
2,2,4-Trimethylpentane	16000	170000	75000	790000
Benzene	16000	4400 J	51000	14000 J
Heptane	16000	20000	66000	84000
Toluene	16000	7100 J	61000	27000 J
m,p-Xylene	16000	5300 J	70000	23000 J
Butane	64000	14000000	150000	33000000
Isopentane	64000	5000000	190000	15000000

eurofins | Air Toxics

Summary of Detected Compounds
EPA METHOD TO-15 GC/MS

Client Sample ID: VMP-1-23.5-012313-R

Lab ID#: 1301399AR1-03A

TENTATIVELY IDENTIFIED COMPOUNDS

Compound	CAS Number	Match Quality	Amount (ppbv)
Propane, 2-methyl-			1300000 NJ
Pentane			1600000 NJ
Pentane, 2-methyl-			1800000 NJ
Pentane, 3-methyl-			870000 NJ
Cyclobutane, ethyl-			450000 NJ

Client Sample ID: VMP-1-38.5-012313-R

Lab ID#: 1301399AR1-04A

Compound	Rpt. Limit (ppbv)	Amount (ppbv)	Rpt. Limit (ug/m3)	Amount (ug/m3)
Hexane	12000	110000	42000	390000
Cyclohexane	12000	27000	41000	94000
2,2,4-Trimethylpentane	12000	84000	56000	390000
Benzene	12000	3600 J	38000	11000 J
Heptane	12000	17000	49000	69000
Toluene	12000	6000 J	45000	22000 J
m,p-Xylene	12000	3800 J	52000	16000 J
o-Xylene	12000	1700 J	52000	7200 J
Butane	48000	8900000	110000	21000000
Isopentane	48000	2800000	140000	8200000

TENTATIVELY IDENTIFIED COMPOUNDS

Compound	CAS Number	Match Quality	Amount (ppbv)
Propane, 2-methyl-			760000 NJ
Pentane			1000000 NJ
Pentane, 2-methyl-			970000 NJ
Butane, 2,2,3-trimethyl-			460000 NJ
Cyclopentane, methyl-			250000 NJ

Client Sample ID: VMP-47-5-012313-R

Lab ID#: 1301399AR1-05A

eurofins | Air Toxics

Summary of Detected Compounds
EPA METHOD TO-15 GC/MS

Client Sample ID: VMP-47-5-012313-R

Lab ID#: 1301399AR1-05A

Compound	Rpt. Limit (ppbv)	Amount (ppbv)	Rpt. Limit (ug/m3)	Amount (ug/m3)
Cyclohexane	4800	9700	17000	33000
2,2,4-Trimethylpentane	4800	92000	23000	430000
Butane	19000	2000000	46000	4900000
Isopentane	19000	1600000	57000	4700000

TENTATIVELY IDENTIFIED COMPOUNDS

Compound	CAS Number	Match Quality	Amount (ppbv)
Propane, 2-methyl-			470000 NJ
Pentane			230000 NJ
Pentane, 2-methyl-			620000 NJ
Hexane, 3,4-dimethyl-			310000 NJ
Pentane, 2,3-dimethyl-			370000 NJ

Client Sample ID: VMP-47-10-012313-R * Use these results only. All other data was reported from the 24.2x dilution analysis

Lab ID#: 1301399AR1-06A DF = 48.4

Compound	Rpt. Limit (ppbv)	Amount (ppbv)	Rpt. Limit (ug/m3)	Amount (ug/m3)
Hexane	240	540	850	1900
Cyclohexane	240	990	830	3400
2,2,4-Trimethylpentane	240	23000	1100	100000
Benzene	240	49 J	770	160 J
Toluene	240	87 J	910	330 J
m,p-Xylene	240	69 J	1000	300 J
Butane	970	190000	2300	460000
Isopentane	970	190000	2800	560000

TENTATIVELY IDENTIFIED COMPOUNDS

Compound	CAS Number	Match Quality	Amount (ppbv)
Propane, 2-methyl-			65000 NJ
Pentane, 2-methyl-			80000 NJ
Pentane, 3-methyl-			34000 NJ
Pentane, 2,4-dimethyl-			28000 NJ
Pentane, 2,3-dimethyl-			44000 NJ

eurofins | Air Toxics

Summary of Detected Compounds
EPA METHOD TO-15 GC/MS

Client Sample ID: VMP-47-10-012313-R Do not use this data. Use all other data.

Lab ID#: 1301399AR1-06B

DF = 24.2

Compound	Rpt. Limit (ppbv)	Amount (ppbv)	Rpt. Limit (ug/m3)	Amount (ug/m3)
Hexane	120	490	430	1700
Cyclohexane	120	1000	420	3500
2,2,4-Trimethylpentane	120	22000	560	100000
Benzene	120	35 J	390	110 J
Toluene	120	52 J	460	190 J
m,p-Xylene	120	44 J	520	190 J
~~Butane~~	~~480~~	~~180000 E~~	~~1200~~	~~430000 E~~
~~Isopentane~~	~~480~~	~~180000 E~~	~~1400~~	~~530000 E~~

TENTATIVELY IDENTIFIED COMPOUNDS

Compound	CAS Number	Match Quality	Amount (ppbv)
Propane, 2-methyl-			56000 NJ
Pentane, 2-methyl-			75000 NJ
Pentane, 3-methyl-			31000 NJ
Pentane, 2,4-dimethyl-			27000 NJ
Pentane, 2,3-dimethyl-			42000 NJ

Client Sample ID: VMP-47-20-012313-R

Lab ID#: 1301399AR1-07A

Compound	Rpt. Limit (ppbv)	Amount (ppbv)	Rpt. Limit (ug/m3)	Amount (ug/m3)
Hexane	3000	5600	10000	20000
Cyclohexane	3000	7900	10000	27000
2,2,4-Trimethylpentane	3000	73000	14000	340000
Butane	12000	1700000	28000	4100000
Isopentane	12000	1200000	35000	3500000

TENTATIVELY IDENTIFIED COMPOUNDS

Compound	CAS Number	Match Quality	Amount (ppbv)
Propane, 2-methyl-			360000 NJ
Pentane			210000 NJ
Pentane, 2-methyl-			470000 NJ
Pentane, 3-methyl-			240000 NJ

eurofins | Air Toxics

Summary of Detected Compounds
EPA METHOD TO-15 GC/MS

Client Sample ID: VMP-47-20-012313-R

Lab ID#: 1301399AR1-07A

TENTATIVELY IDENTIFIED COMPOUNDS

Compound	CAS Number	Match Quality	Amount (ppbv)
Pentane, 2,3-dimethyl-			300000 NJ

Client Sample ID: VMP-47-30-012313-R

Lab ID#: 1301399AR1-08A

Compound	Rpt. Limit (ppbv)	Amount (ppbv)	Rpt. Limit (ug/m3)	Amount (ug/m3)
Cyclohexane	4800	9600	16000	33000
2,2,4-Trimethylpentane	4800	93000	22000	430000
Butane	19000	2000000	45000	4800000
Isopentane	19000	1600000	56000	4600000

TENTATIVELY IDENTIFIED COMPOUNDS

Compound	CAS Number	Match Quality	Amount (ppbv)
Propane, 2-methyl-			460000 NJ
Pentane			230000 NJ
Pentane, 2-methyl-			600000 NJ
Pentane, 3-methyl-			290000 NJ
Pentane, 2,3-dimethyl-			370000 NJ

eurofins | Air Toxics

Client Sample ID: VMP-1-5-012313-R * Use these results only. All other data was reported from the 233X dilution analysis.
Lab ID#: 1301399AR1-01A
EPA METHOD TO-15 GC/MS

File Name:	**14012330r1**	**Date of Collection:**	**1/23/13 11:40:00 AM**
Dil. Factor:	**932**	**Date of Analysis:**	**1/24/13 08:43 PM**

Compound	Rpt. Limit (ppbv)	Amount (ppbv)	Rpt. Limit (ug/m3)	Amount (ug/m3)
Freon 12	4700	Not Detected	23000	Not Detected
Freon 114	4700	Not Detected	32000	Not Detected
Chloromethane	19000	Not Detected	38000	Not Detected
Vinyl Chloride	4700	Not Detected	12000	Not Detected
1,3-Butadiene	4700	Not Detected	10000	Not Detected
Bromomethane	4700	Not Detected	18000	Not Detected
Chloroethane	19000	Not Detected	49000	Not Detected
Freon 11	4700	Not Detected	26000	Not Detected
Ethanol	19000	Not Detected	35000	Not Detected
Freon 113	4700	Not Detected	36000	Not Detected
1,1-Dichloroethene	4700	Not Detected	18000	Not Detected
Acetone	19000	Not Detected	44000	Not Detected
2-Propanol	19000	Not Detected	46000	Not Detected
Carbon Disulfide	4700	Not Detected	14000	Not Detected
3-Chloropropene	19000	Not Detected	58000	Not Detected
Methylene Chloride	4700	Not Detected	16000	Not Detected
Methyl tert-butyl ether	4700	Not Detected	17000	Not Detected
trans-1,2-Dichloroethene	4700	Not Detected	18000	Not Detected
Hexane	4700	32000	16000	110000
1,1-Dichloroethane	4700	Not Detected	19000	Not Detected
2-Butanone (Methyl Ethyl Ketone)	19000	Not Detected	55000	Not Detected
cis-1,2-Dichloroethene	4700	Not Detected	18000	Not Detected
Tetrahydrofuran	4700	Not Detected	14000	Not Detected
Chloroform	4700	Not Detected	23000	Not Detected
1,1,1-Trichloroethane	4700	Not Detected	25000	Not Detected
Cyclohexane	4700	7500	16000	26000
Carbon Tetrachloride	4700	Not Detected	29000	Not Detected
2,2,4-Trimethylpentane	4700	21000	22000	98000
Benzene	4700	Not Detected	15000	Not Detected
1,2-Dichloroethane	4700	Not Detected	19000	Not Detected
Heptane	4700	3800 J	19000	15000 J
Trichloroethene	4700	Not Detected	25000	Not Detected
1,2-Dichloropropane	4700	Not Detected	22000	Not Detected
1,4-Dioxane	19000	Not Detected	67000	Not Detected
Bromodichloromethane	4700	Not Detected	31000	Not Detected
cis-1,3-Dichloropropene	4700	Not Detected	21000	Not Detected
4-Methyl-2-pentanone	4700	Not Detected	19000	Not Detected
Toluene	4700	730 J	18000	2700 J
trans-1,3-Dichloropropene	4700	Not Detected	21000	Not Detected
1,1,2-Trichloroethane	4700	Not Detected	25000	Not Detected
Tetrachloroethene	4700	Not Detected	32000	Not Detected
2-Hexanone	19000	Not Detected	76000	Not Detected

eurofins | Air Toxics

Client Sample ID: VMP-1-5-012313-R
Lab ID#: 1301399AR1-01A
EPA METHOD TO-15 GC/MS

File Name:	**14012330r1**	**Date of Collection:**	**1/23/13 11:40:00 AM**
Dil. Factor:	**932**	**Date of Analysis:**	**1/24/13 08:43 PM**

Compound	Rpt. Limit (ppbv)	Amount (ppbv)	Rpt. Limit (ug/m3)	Amount (ug/m3)
Dibromochloromethane	4700	Not Detected	40000	Not Detected
1,2-Dibromoethane (EDB)	4700	Not Detected	36000	Not Detected
Chlorobenzene	4700	Not Detected	21000	Not Detected
Ethyl Benzene	4700	Not Detected	20000	Not Detected
m,p-Xylene	4700	1000 J	20000	4500 J
o-Xylene	4700	Not Detected	20000	Not Detected
Styrene	4700	Not Detected	20000	Not Detected
Bromoform	4700	Not Detected	48000	Not Detected
Cumene	4700	Not Detected	23000	Not Detected
1,1,2,2-Tetrachloroethane	4700	Not Detected	32000	Not Detected
Propylbenzene	4700	Not Detected	23000	Not Detected
4-Ethyltoluene	4700	Not Detected	23000	Not Detected
1,3,5-Trimethylbenzene	4700	Not Detected	23000	Not Detected
1,2,4-Trimethylbenzene	4700	Not Detected	23000	Not Detected
1,3-Dichlorobenzene	4700	Not Detected	28000	Not Detected
1,4-Dichlorobenzene	4700	Not Detected	28000	Not Detected
alpha-Chlorotoluene	4700	Not Detected	24000	Not Detected
1,2-Dichlorobenzene	4700	Not Detected	28000	Not Detected
1,2,4-Trichlorobenzene	19000	Not Detected	140000	Not Detected
Hexachlorobutadiene	19000	Not Detected	200000	Not Detected
Butane	19000	2500000	44000	5900000
Isopentane	19000	880000	55000	2600000

J = Estimated value.

TENTATIVELY IDENTIFIED COMPOUNDS

Compound	CAS Number	Match Quality	Amount ((ppbv))
Propane, 2-methyl-			570000 NJ
Pentane			990000 NJ
Pentane, 2-methyl-			1100000 NJ
Pentane, 2,2,3-trimethyl-			670000 NJ
Cyclobutane, ethyl-			0 NJ

NJ =The identification is based on presumptive evidence; estimated value.

Container Type: 1 Liter Summa Canister

Surrogates	%Recovery	Method Limits
1,2-Dichloroethane-d4	107	70-130
Toluene-d8	98	70-130
4-Bromofluorobenzene	100	70-130

eurofins | Air Toxics

Client Sample ID: VMP-1-5-012313-R ** Do not use this data. Use all other data.
Lab ID#: 1301399AR1-01B
EPA METHOD TO-15 GC/MS

File Name:	**14012310r1**	**Date of Collection:**	**1/23/13 11:40:00 AM**
Dil. Factor:	**233**	**Date of Analysis:**	**1/24/13 10:54 AM**

Compound	Rpt. Limit (ppbv)	Amount (ppbv)	Rpt. Limit (ug/m3)	Amount (ug/m3)
Freon 12	1200	Not Detected	5800	Not Detected
Freon 114	1200	Not Detected	8100	Not Detected
Chloromethane	4700	Not Detected	9600	Not Detected
Vinyl Chloride	1200	Not Detected	3000	Not Detected
1,3-Butadiene	1200	Not Detected	2600	Not Detected
Bromomethane	1200	Not Detected	4500	Not Detected
Chloroethane	4700	Not Detected	12000	Not Detected
Freon 11	1200	Not Detected	6500	Not Detected
Ethanol	4700	Not Detected	8800	Not Detected
Freon 113	1200	Not Detected	8900	Not Detected
1,1-Dichloroethene	1200	Not Detected	4600	Not Detected
Acetone	4700	Not Detected	11000	Not Detected
2-Propanol	4700	Not Detected	11000	Not Detected
Carbon Disulfide	1200	Not Detected	3600	Not Detected
3-Chloropropene	4700	Not Detected	14000	Not Detected
Methylene Chloride	1200	Not Detected	4000	Not Detected
Methyl tert-butyl ether	1200	Not Detected	4200	Not Detected
trans-1,2-Dichloroethene	1200	Not Detected	4600	Not Detected
Hexane	1200	38000	4100	130000
1,1-Dichloroethane	1200	Not Detected	4700	Not Detected
2-Butanone (Methyl Ethyl Ketone)	4700	Not Detected	14000	Not Detected
cis-1,2-Dichloroethene	1200	Not Detected	4600	Not Detected
Tetrahydrofuran	1200	Not Detected	3400	Not Detected
Chloroform	1200	Not Detected	5700	Not Detected
1,1,1-Trichloroethane	1200	Not Detected	6400	Not Detected
Cyclohexane	1200	9500	4000	33000
Carbon Tetrachloride	1200	Not Detected	7300	Not Detected
2,2,4-Trimethylpentane	1200	29000	5400	140000
Benzene	1200	1500	3700	4700
1,2-Dichloroethane	1200	Not Detected	4700	Not Detected
Heptane	1200	6200	4800	25000
Trichloroethene	1200	Not Detected	6300	Not Detected
1,2-Dichloropropane	1200	Not Detected	5400	Not Detected
1,4-Dioxane	4700	Not Detected	17000	Not Detected
Bromodichloromethane	1200	Not Detected	7800	Not Detected
cis-1,3-Dichloropropene	1200	Not Detected	5300	Not Detected
4-Methyl-2-pentanone	1200	Not Detected	4800	Not Detected
Toluene	1200	1100 J	4400	4000 J
trans-1,3-Dichloropropene	1200	Not Detected	5300	Not Detected
1,1,2-Trichloroethane	1200	Not Detected	6400	Not Detected
Tetrachloroethene	1200	Not Detected	7900	Not Detected
2-Hexanone	4700	Not Detected	19000	Not Detected

Client Sample ID: VMP-1-5-012313-R

Lab ID#: 1301399AR1-01B

EPA METHOD TO-15 GC/MS

File Name:	**14012310r1**	**Date of Collection:**	**1/23/13 11:40:00 AM**
Dil. Factor:	**233**	**Date of Analysis:**	**1/24/13 10:54 AM**

Compound	Rpt. Limit (ppbv)	Amount (ppbv)	Rpt. Limit (ug/m3)	Amount (ug/m3)
Dibromochloromethane	1200	Not Detected	9900	Not Detected
1,2-Dibromoethane (EDB)	1200	Not Detected	9000	Not Detected
Chlorobenzene	1200	Not Detected	5400	Not Detected
Ethyl Benzene	1200	350 J	5000	1500 J
m,p-Xylene	1200	910 J	5000	3900 J
o-Xylene	1200	420 J	5000	1800 J
Styrene	1200	Not Detected	5000	Not Detected
Bromoform	1200	Not Detected	12000	Not Detected
Cumene	1200	Not Detected	5700	Not Detected
1,1,2,2-Tetrachloroethane	1200	Not Detected	8000	Not Detected
Propylbenzene	1200	Not Detected	5700	Not Detected
4-Ethyltoluene	1200	380 J	5700	1900 J
1,3,5-Trimethylbenzene	1200	Not Detected	5700	Not Detected
1,2,4-Trimethylbenzene	1200	460 J	5700	2300 J
1,3-Dichlorobenzene	1200	Not Detected	7000	Not Detected
1,4-Dichlorobenzene	1200	Not Detected	7000	Not Detected
alpha-Chlorotoluene	1200	Not Detected	6000	Not Detected
1,2-Dichlorobenzene	1200	Not Detected	7000	Not Detected
1,2,4-Trichlorobenzene	4700	Not Detected	34000	Not Detected
Hexachlorobutadiene	4700	Not Detected	50000	Not Detected
~~Butane~~	~~4700~~	~~2800000 E~~	~~11000~~	~~6600000 E~~
Isopentane	4700	870000	14000	2600000

J = Estimated value.
E = Exceeds instrument calibration range.

TENTATIVELY IDENTIFIED COMPOUNDS

Compound	CAS Number	Match Quality	Amount ((ppbv))
Propane, 2-methyl-			560000 NJ
Pentane			990000 NJ
Pentane, 2-methyl-			1100000 NJ
Butane, 2,2,3-trimethyl-			0 NJ
Cyclobutane, ethyl-			0 NJ

NJ =The identification is based on presumptive evidence; estimated value.

Container Type: 1 Liter Summa Canister

Surrogates	%Recovery	Method Limits
1,2-Dichloroethane-d4	106	70-130
Toluene-d8	99	70-130
4-Bromofluorobenzene	99	70-130

eurofins | Air Toxics

Client Sample ID: VMP-1-8.5-012313-R * Use these results
Lab ID#: 1301399AR1-02A only. All other data was
EPA METHOD TO-15 GC/MS reported from the 4.66X dilution analysis.

File Name:	**14012315r1**	**Date of Collection:**	**1/23/13 11:45:00 AM**
Dil. Factor:	**29.1**	**Date of Analysis:**	**1/24/13 01:53 PM**

Compound	Rpt. Limit (ppbv)	Amount (ppbv)	Rpt. Limit (ug/m3)	Amount (ug/m3)
Freon 12	140	Not Detected	720	Not Detected
Freon 114	140	Not Detected	1000	Not Detected
Chloromethane	580	Not Detected	1200	Not Detected
Vinyl Chloride	140	Not Detected	370	Not Detected
1,3-Butadiene	140	Not Detected	320	Not Detected
Bromomethane	140	Not Detected	560	Not Detected
Chloroethane	580	Not Detected	1500	Not Detected
Freon 11	140	Not Detected	820	Not Detected
Ethanol	580	Not Detected	1100	Not Detected
Freon 113	140	Not Detected	1100	Not Detected
1,1-Dichloroethene	140	Not Detected	580	Not Detected
Acetone	580	Not Detected	1400	Not Detected
2-Propanol	580	Not Detected	1400	Not Detected
Carbon Disulfide	140	Not Detected	450	Not Detected
3-Chloropropene	580	Not Detected	1800	Not Detected
Methylene Chloride	140	Not Detected	500	Not Detected
Methyl tert-butyl ether	140	Not Detected	520	Not Detected
trans-1,2-Dichloroethene	140	Not Detected	580	Not Detected
Hexane	140	1300	510	4800
1,1-Dichloroethane	140	Not Detected	590	Not Detected
2-Butanone (Methyl Ethyl Ketone)	580	Not Detected	1700	Not Detected
cis-1,2-Dichloroethene	140	Not Detected	580	Not Detected
Tetrahydrofuran	140	Not Detected	430	Not Detected
Chloroform	140	Not Detected	710	Not Detected
1,1,1-Trichloroethane	140	Not Detected	790	Not Detected
Cyclohexane	140	390	500	1300
Carbon Tetrachloride	140	Not Detected	920	Not Detected
2,2,4-Trimethylpentane	140	1000	680	4900
Benzene	140	63 J	460	200 J
1,2-Dichloroethane	140	Not Detected	590	Not Detected
Heptane	140	240	600	990
Trichloroethene	140	Not Detected	780	Not Detected
1,2-Dichloropropane	140	Not Detected	670	Not Detected
1,4-Dioxane	580	Not Detected	2100	Not Detected
Bromodichloromethane	140	Not Detected	970	Not Detected
cis-1,3-Dichloropropene	140	Not Detected	660	Not Detected
4-Methyl-2-pentanone	140	Not Detected	600	Not Detected
Toluene	140	100 J	550	380 J
trans-1,3-Dichloropropene	140	Not Detected	660	Not Detected
1,1,2-Trichloroethane	140	Not Detected	790	Not Detected
Tetrachloroethene	140	Not Detected	990	Not Detected
2-Hexanone	580	Not Detected	2400	Not Detected

Client Sample ID: VMP-1-8.5-012313-R

Lab ID#: 1301399AR1-02A

EPA METHOD TO-15 GC/MS

File Name:	**14012315r1**	**Date of Collection:**	**1/23/13 11:45:00 AM**
Dil. Factor:	**29.1**	**Date of Analysis:**	**1/24/13 01:53 PM**

Compound	Rpt. Limit (ppbv)	Amount (ppbv)	Rpt. Limit (ug/m3)	Amount (ug/m3)
Dibromochloromethane	140	Not Detected	1200	Not Detected
1,2-Dibromoethane (EDB)	140	Not Detected	1100	Not Detected
Chlorobenzene	140	Not Detected	670	Not Detected
Ethyl Benzene	140	Not Detected	630	Not Detected
m,p-Xylene	140	70 J	630	300 J
o-Xylene	140	29 J	630	130 J
Styrene	140	Not Detected	620	Not Detected
Bromoform	140	Not Detected	1500	Not Detected
Cumene	140	Not Detected	720	Not Detected
1,1,2,2-Tetrachloroethane	140	Not Detected	1000	Not Detected
Propylbenzene	140	Not Detected	720	Not Detected
4-Ethyltoluene	140	Not Detected	720	Not Detected
1,3,5-Trimethylbenzene	140	Not Detected	720	Not Detected
1,2,4-Trimethylbenzene	140	Not Detected	720	Not Detected
1,3-Dichlorobenzene	140	Not Detected	870	Not Detected
1,4-Dichlorobenzene	140	Not Detected	870	Not Detected
alpha-Chlorotoluene	140	Not Detected	750	Not Detected
1,2-Dichlorobenzene	140	Not Detected	870	Not Detected
1,2,4-Trichlorobenzene	580	Not Detected	4300	Not Detected
Hexachlorobutadiene	580	Not Detected	6200	Not Detected
Butane	580	110000	1400	260000
Isopentane	580	33000	1700	99000

J = Estimated value.

TENTATIVELY IDENTIFIED COMPOUNDS

Compound	CAS Number	Match Quality	Amount ((ppbv))
Propane, 2-methyl-			22000 NJ
Pentane			39000 NJ
Pentane, 2-methyl-			43000 NJ
Pentane, 2,2,3-trimethyl-			27000 NJ
Cyclobutane, ethyl-			0 NJ

NJ =The identification is based on presumptive evidence; estimated value.

Container Type: 1 Liter Summa Canister

Surrogates	%Recovery	Method Limits
1,2-Dichloroethane-d4	104	70-130
Toluene-d8	99	70-130
4-Bromofluorobenzene	98	70-130

eurofins | Air Toxics

Client Sample ID: VMP-1-8.5-012313-R ** Do not use this
Lab ID#: 1301399AR1-02B data. Use all other
EPA METHOD TO-15 GC/MS data.

File Name:	**14012314r1**	**Date of Collection:**	**1/23/13 11:45:00 AM**
Dil. Factor:	**4.66**	**Date of Analysis:**	**1/24/13 01:25 PM**

Compound	Rpt. Limit (ppbv)	Amount (ppbv)	Rpt. Limit (ug/m3)	Amount (ug/m3)
Freon 12	23	Not Detected	120	Not Detected
Freon 114	23	Not Detected	160	Not Detected
Chloromethane	93	Not Detected	190	Not Detected
Vinyl Chloride	23	Not Detected	60	Not Detected
1,3-Butadiene	23	Not Detected	52	Not Detected
Bromomethane	23	Not Detected	90	Not Detected
Chloroethane	93	Not Detected	240	Not Detected
Freon 11	23	Not Detected	130	Not Detected
Ethanol	93	Not Detected	180	Not Detected
Freon 113	23	Not Detected	180	Not Detected
1,1-Dichloroethene	23	Not Detected	92	Not Detected
Acetone	93	Not Detected	220	Not Detected
2-Propanol	93	Not Detected	230	Not Detected
Carbon Disulfide	23	Not Detected	72	Not Detected
3-Chloropropene	93	Not Detected	290	Not Detected
Methylene Chloride	23	Not Detected	81	Not Detected
Methyl tert-butyl ether	23	Not Detected	84	Not Detected
trans-1,2-Dichloroethene	23	Not Detected	92	Not Detected
Hexane	23	1500	82	5400
1,1-Dichloroethane	23	Not Detected	94	Not Detected
2-Butanone (Methyl Ethyl Ketone)	93	Not Detected	270	Not Detected
cis-1,2-Dichloroethene	23	Not Detected	92	Not Detected
Tetrahydrofuran	23	Not Detected	69	Not Detected
Chloroform	23	Not Detected	110	Not Detected
1,1,1-Trichloroethane	23	Not Detected	130	Not Detected
Cyclohexane	23	400	80	1400
Carbon Tetrachloride	23	Not Detected	150	Not Detected
2,2,4-Trimethylpentane	23	990	110	4600
Benzene	23	16 J	74	50 J
1,2-Dichloroethane	23	Not Detected	94	Not Detected
Heptane	23	230	95	960
Trichloroethene	23	Not Detected	120	Not Detected
1,2-Dichloropropane	23	Not Detected	110	Not Detected
1,4-Dioxane	93	Not Detected	340	Not Detected
Bromodichloromethane	23	Not Detected	160	Not Detected
cis-1,3-Dichloropropene	23	Not Detected	100	Not Detected
4-Methyl-2-pentanone	23	Not Detected	95	Not Detected
Toluene	23	4.7 J	88	18 J
trans-1,3-Dichloropropene	23	Not Detected	100	Not Detected
1,1,2-Trichloroethane	23	Not Detected	130	Not Detected
Tetrachloroethene	23	Not Detected	160	Not Detected
2-Hexanone	93	Not Detected	380	Not Detected

Client Sample ID: VMP-1-8.5-012313-R

Lab ID#: 1301399AR1-02B

EPA METHOD TO-15 GC/MS

File Name:	**14012314r1**	**Date of Collection:**	**1/23/13 11:45:00 AM**
Dil. Factor:	**4.66**	**Date of Analysis:**	**1/24/13 01:25 PM**

Compound	Rpt. Limit (ppbv)	Amount (ppbv)	Rpt. Limit (ug/m3)	Amount (ug/m3)
Dibromochloromethane	23	Not Detected	200	Not Detected
1,2-Dibromoethane (EDB)	23	Not Detected	180	Not Detected
Chlorobenzene	23	Not Detected	110	Not Detected
Ethyl Benzene	23	Not Detected	100	Not Detected
m,p-Xylene	23	9.0 J	100	39 J
o-Xylene	23	4.9 J	100	21 J
Styrene	23	Not Detected	99	Not Detected
Bromoform	23	Not Detected	240	Not Detected
Cumene	23	Not Detected	110	Not Detected
1,1,2,2-Tetrachloroethane	23	Not Detected	160	Not Detected
Propylbenzene	23	Not Detected	110	Not Detected
4-Ethyltoluene	23	Not Detected	110	Not Detected
1,3,5-Trimethylbenzene	23	Not Detected	110	Not Detected
1,2,4-Trimethylbenzene	23	Not Detected	110	Not Detected
1,3-Dichlorobenzene	23	Not Detected	140	Not Detected
1,4-Dichlorobenzene	23	Not Detected	140	Not Detected
alpha-Chlorotoluene	23	Not Detected	120	Not Detected
1,2-Dichlorobenzene	23	Not Detected	140	Not Detected
1,2,4-Trichlorobenzene	93	Not Detected	690	Not Detected
Hexachlorobutadiene	93	Not Detected	990	Not Detected
~~Butane~~	~~93~~	~~98000 E~~	~~220~~	~~230000 E~~
~~Isopentane~~	~~93~~	~~37000 E~~	~~280~~	~~110000 E~~

J = Estimated value.
E = Exceeds instrument calibration range.

TENTATIVELY IDENTIFIED COMPOUNDS

Compound	CAS Number	Match Quality	Amount ((ppbv))
Propane, 2-methyl-			27000 NJ
Pentane			44000 NJ
Pentane, 2-methyl-			44000 NJ
Pentane, 2,2,3-trimethyl-			27000 NJ
Cyclobutane, ethyl-			0 NJ

NJ =The identification is based on presumptive evidence; estimated value.

Container Type: 1 Liter Summa Canister

Surrogates	%Recovery	Method Limits
1,2-Dichloroethane-d4	108	70-130
Toluene-d8	100	70-130
4-Bromofluorobenzene	100	70-130

Client Sample ID: VMP-I-23.5-012313-R

Lab ID#: I301399AR1-03A

EPA METHOD TO-15 GC/MS

File Name:	**14012317r1**	**Date of Collection:**	**1/23/13 12:05:00 PM**
Dil. Factor:	**3220**	**Date of Analysis:**	**1/24/13 02:53 PM**

Compound	Rpt. Limit (ppbv)	Amount (ppbv)	Rpt. Limit (ug/m3)	Amount (ug/m3)
Freon 12	16000	Not Detected	80000	Not Detected
Freon 114	16000	Not Detected	110000	Not Detected
Chloromethane	64000	Not Detected	130000	Not Detected
Vinyl Chloride	16000	Not Detected	41000	Not Detected
1,3-Butadiene	16000	Not Detected	36000	Not Detected
Bromomethane	16000	Not Detected	62000	Not Detected
Chloroethane	64000	Not Detected	170000	Not Detected
Freon 11	16000	Not Detected	90000	Not Detected
Ethanol	64000	Not Detected	120000	Not Detected
Freon 113	16000	Not Detected	120000	Not Detected
1,1-Dichloroethene	16000	Not Detected	64000	Not Detected
Acetone	64000	Not Detected	150000	Not Detected
2-Propanol	64000	Not Detected	160000	Not Detected
Carbon Disulfide	16000	Not Detected	50000	Not Detected
3-Chloropropene	64000	Not Detected	200000	Not Detected
Methylene Chloride	16000	Not Detected	56000	Not Detected
Methyl tert-butyl ether	16000	Not Detected	58000	Not Detected
trans-1,2-Dichloroethene	16000	Not Detected	64000	Not Detected
Hexane	16000	140000	57000	510000
1,1-Dichloroethane	16000	Not Detected	65000	Not Detected
2-Butanone (Methyl Ethyl Ketone)	64000	Not Detected	190000	Not Detected
cis-1,2-Dichloroethene	16000	Not Detected	64000	Not Detected
Tetrahydrofuran	16000	Not Detected	47000	Not Detected
Chloroform	16000	Not Detected	79000	Not Detected
1,1,1-Trichloroethane	16000	Not Detected	88000	Not Detected
Cyclohexane	16000	48000	55000	160000
Carbon Tetrachloride	16000	Not Detected	100000	Not Detected
2,2,4-Trimethylpentane	16000	170000	75000	790000
Benzene	16000	4400 J	51000	14000 J
1,2-Dichloroethane	16000	Not Detected	65000	Not Detected
Heptane	16000	20000	66000	84000
Trichloroethene	16000	Not Detected	86000	Not Detected
1,2-Dichloropropane	16000	Not Detected	74000	Not Detected
1,4-Dioxane	64000	Not Detected	230000	Not Detected
Bromodichloromethane	16000	Not Detected	110000	Not Detected
cis-1,3-Dichloropropene	16000	Not Detected	73000	Not Detected
4-Methyl-2-pentanone	16000	Not Detected	66000	Not Detected
Toluene	16000	7100 J	61000	27000 J
trans-1,3-Dichloropropene	16000	Not Detected	73000	Not Detected
1,1,2-Trichloroethane	16000	Not Detected	88000	Not Detected
Tetrachloroethene	16000	Not Detected	110000	Not Detected
2-Hexanone	64000	Not Detected	260000	Not Detected

Client Sample ID: VMP-1-23.5-012313-R

Lab ID#: 1301399AR1-03A

EPA METHOD TO-15 GC/MS

File Name:	**14012317r1**	**Date of Collection:**	**1/23/13 12:05:00 PM**
Dil. Factor:	**3220**	**Date of Analysis:**	**1/24/13 02:53 PM**

Compound	Rpt. Limit (ppbv)	Amount (ppbv)	Rpt. Limit (ug/m3)	Amount (ug/m3)
Dibromochloromethane	16000	Not Detected	140000	Not Detected
1,2-Dibromoethane (EDB)	16000	Not Detected	120000	Not Detected
Chlorobenzene	16000	Not Detected	74000	Not Detected
Ethyl Benzene	16000	Not Detected	70000	Not Detected
m,p-Xylene	16000	5300 J	70000	23000 J
o-Xylene	16000	Not Detected	70000	Not Detected
Styrene	16000	Not Detected	68000	Not Detected
Bromoform	16000	Not Detected	170000	Not Detected
Cumene	16000	Not Detected	79000	Not Detected
1,1,2,2-Tetrachloroethane	16000	Not Detected	110000	Not Detected
Propylbenzene	16000	Not Detected	79000	Not Detected
4-Ethyltoluene	16000	Not Detected	79000	Not Detected
1,3,5-Trimethylbenzene	16000	Not Detected	79000	Not Detected
1,2,4-Trimethylbenzene	16000	Not Detected	79000	Not Detected
1,3-Dichlorobenzene	16000	Not Detected	97000	Not Detected
1,4-Dichlorobenzene	16000	Not Detected	97000	Not Detected
alpha-Chlorotoluene	16000	Not Detected	83000	Not Detected
1,2-Dichlorobenzene	16000	Not Detected	97000	Not Detected
1,2,4-Trichlorobenzene	64000	Not Detected	480000	Not Detected
Hexachlorobutadiene	64000	Not Detected	690000	Not Detected
Butane	64000	14000000	150000	33000000
Isopentane	64000	5000000	190000	15000000

J = Estimated value.

TENTATIVELY IDENTIFIED COMPOUNDS

Compound	CAS Number	Match Quality	Amount ((ppbv))
Propane, 2-methyl-			3200000 NJ
Pentane			4800000 NJ
Pentane, 2-methyl-			6200000 NJ
Pentane, 3-methyl-			3100000 NJ
Cyclobutane, ethyl-			0 NJ

NJ =The identification is based on presumptive evidence; estimated value.

Container Type: 1 Liter Summa Canister

Surrogates	%Recovery	Method Limits
1,2-Dichloroethane-d4	109	70-130
Toluene-d8	98	70-130
4-Bromofluorobenzene	99	70-130

eurofins | Air Toxics

Client Sample ID: VMP-1-38.5-012313-R

Lab ID#: 1301399AR1-04A

EPA METHOD TO-15 GC/MS

File Name:	**14012319r1**	**Date of Collection:**	**1/23/13 12:10:00 PM**
Dil. Factor:	**2380**	**Date of Analysis:**	**1/24/13 03:47 PM**

Compound	Rpt. Limit (ppbv)	Amount (ppbv)	Rpt. Limit (ug/m3)	Amount (ug/m3)
Freon 12	12000	Not Detected	59000	Not Detected
Freon 114	12000	Not Detected	83000	Not Detected
Chloromethane	48000	Not Detected	98000	Not Detected
Vinyl Chloride	12000	Not Detected	30000	Not Detected
1,3-Butadiene	12000	Not Detected	26000	Not Detected
Bromomethane	12000	Not Detected	46000	Not Detected
Chloroethane	48000	Not Detected	120000	Not Detected
Freon 11	12000	Not Detected	67000	Not Detected
Ethanol	48000	Not Detected	90000	Not Detected
Freon 113	12000	Not Detected	91000	Not Detected
1,1-Dichloroethene	12000	Not Detected	47000	Not Detected
Acetone	48000	Not Detected	110000	Not Detected
2-Propanol	48000	Not Detected	120000	Not Detected
Carbon Disulfide	12000	Not Detected	37000	Not Detected
3-Chloropropene	48000	Not Detected	150000	Not Detected
Methylene Chloride	12000	Not Detected	41000	Not Detected
Methyl tert-butyl ether	12000	Not Detected	43000	Not Detected
trans-1,2-Dichloroethene	12000	Not Detected	47000	Not Detected
Hexane	12000	110000	42000	390000
1,1-Dichloroethane	12000	Not Detected	48000	Not Detected
2-Butanone (Methyl Ethyl Ketone)	48000	Not Detected	140000	Not Detected
cis-1,2-Dichloroethene	12000	Not Detected	47000	Not Detected
Tetrahydrofuran	12000	Not Detected	35000	Not Detected
Chloroform	12000	Not Detected	58000	Not Detected
1,1,1-Trichloroethane	12000	Not Detected	65000	Not Detected
Cyclohexane	12000	27000	41000	94000
Carbon Tetrachloride	12000	Not Detected	75000	Not Detected
2,2,4-Trimethylpentane	12000	84000	56000	390000
Benzene	12000	3600 J	38000	11000 J
1,2-Dichloroethane	12000	Not Detected	48000	Not Detected
Heptane	12000	17000	49000	69000
Trichloroethene	12000	Not Detected	64000	Not Detected
1,2-Dichloropropane	12000	Not Detected	55000	Not Detected
1,4-Dioxane	48000	Not Detected	170000	Not Detected
Bromodichloromethane	12000	Not Detected	80000	Not Detected
cis-1,3-Dichloropropene	12000	Not Detected	54000	Not Detected
4-Methyl-2-pentanone	12000	Not Detected	49000	Not Detected
Toluene	12000	6000 J	45000	22000 J
trans-1,3-Dichloropropene	12000	Not Detected	54000	Not Detected
1,1,2-Trichloroethane	12000	Not Detected	65000	Not Detected
Tetrachloroethene	12000	Not Detected	81000	Not Detected
2-Hexanone	48000	Not Detected	190000	Not Detected

Client Sample ID: VMP-1-38.5-012313-R

Lab ID#: 1301399AR1-04A

EPA METHOD TO-15 GC/MS

File Name:	**14012319r1**	**Date of Collection:**	**1/23/13 12:10:00 PM**
Dil. Factor:	**2380**	**Date of Analysis:**	**1/24/13 03:47 PM**

Compound	Rpt. Limit (ppbv)	Amount (ppbv)	Rpt. Limit (ug/m3)	Amount (ug/m3)
Dibromochloromethane	12000	Not Detected	100000	Not Detected
1,2-Dibromoethane (EDB)	12000	Not Detected	91000	Not Detected
Chlorobenzene	12000	Not Detected	55000	Not Detected
Ethyl Benzene	12000	Not Detected	52000	Not Detected
m,p-Xylene	12000	3800 J	52000	16000 J
o-Xylene	12000	1700 J	52000	7200 J
Styrene	12000	Not Detected	51000	Not Detected
Bromoform	12000	Not Detected	120000	Not Detected
Cumene	12000	Not Detected	58000	Not Detected
1,1,2,2-Tetrachloroethane	12000	Not Detected	82000	Not Detected
Propylbenzene	12000	Not Detected	58000	Not Detected
4-Ethyltoluene	12000	Not Detected	58000	Not Detected
1,3,5-Trimethylbenzene	12000	Not Detected	58000	Not Detected
1,2,4-Trimethylbenzene	12000	Not Detected	58000	Not Detected
1,3-Dichlorobenzene	12000	Not Detected	72000	Not Detected
1,4-Dichlorobenzene	12000	Not Detected	72000	Not Detected
alpha-Chlorotoluene	12000	Not Detected	62000	Not Detected
1,2-Dichlorobenzene	12000	Not Detected	72000	Not Detected
1,2,4-Trichlorobenzene	48000	Not Detected	350000	Not Detected
Hexachlorobutadiene	48000	Not Detected	510000	Not Detected
Butane	48000	8900000	110000	21000000
Isopentane	48000	2800000	140000	8200000

J = Estimated value.

TENTATIVELY IDENTIFIED COMPOUNDS

Compound	CAS Number	Match Quality	Amount ((ppbv))
Propane, 2-methyl-			1800000 NJ
Pentane			3100000 NJ
Pentane, 2-methyl-			3400000 NJ
Butane, 2,2,3-trimethyl-			0 NJ
Cyclopentane, methyl-			850000 NJ

NJ =The identification is based on presumptive evidence; estimated value.

Container Type: 1 Liter Summa Canister

Surrogates	%Recovery	Method Limits
1,2-Dichloroethane-d4	108	70-130
Toluene-d8	99	70-130
4-Bromofluorobenzene	100	70-130

Client Sample ID: VMP-47-5-012313-R

Lab ID#: 1301399AR1-05A

EPA METHOD TO-15 GC/MS

File Name:	**14012321r1**	**Date of Collection:**	**1/23/13 12:35:00 PM**
Dil. Factor:	**968**	**Date of Analysis:**	**1/24/13 04:49 PM**

Compound	Rpt. Limit (ppbv)	Amount (ppbv)	Rpt. Limit (ug/m3)	Amount (ug/m3)
Freon 12	4800	Not Detected	24000	Not Detected
Freon 114	4800	Not Detected	34000	Not Detected
Chloromethane	19000	Not Detected	40000	Not Detected
Vinyl Chloride	4800	Not Detected	12000	Not Detected
1,3-Butadiene	4800	Not Detected	11000	Not Detected
Bromomethane	4800	Not Detected	19000	Not Detected
Chloroethane	19000	Not Detected	51000	Not Detected
Freon 11	4800	Not Detected	27000	Not Detected
Ethanol	19000	Not Detected	36000	Not Detected
Freon 113	4800	Not Detected	37000	Not Detected
1,1-Dichloroethene	4800	Not Detected	19000	Not Detected
Acetone	19000	Not Detected	46000	Not Detected
2-Propanol	19000	Not Detected	48000	Not Detected
Carbon Disulfide	4800	Not Detected	15000	Not Detected
3-Chloropropene	19000	Not Detected	60000	Not Detected
Methylene Chloride	4800	Not Detected	17000	Not Detected
Methyl tert-butyl ether	4800	Not Detected	17000	Not Detected
trans-1,2-Dichloroethene	4800	Not Detected	19000	Not Detected
Hexane	4800	Not Detected	17000	Not Detected
1,1-Dichloroethane	4800	Not Detected	20000	Not Detected
2-Butanone (Methyl Ethyl Ketone)	19000	Not Detected	57000	Not Detected
cis-1,2-Dichloroethene	4800	Not Detected	19000	Not Detected
Tetrahydrofuran	4800	Not Detected	14000	Not Detected
Chloroform	4800	Not Detected	24000	Not Detected
1,1,1-Trichloroethane	4800	Not Detected	26000	Not Detected
Cyclohexane	4800	9700	17000	33000
Carbon Tetrachloride	4800	Not Detected	30000	Not Detected
2,2,4-Trimethylpentane	4800	92000	23000	430000
Benzene	4800	Not Detected	15000	Not Detected
1,2-Dichloroethane	4800	Not Detected	20000	Not Detected
Heptane	4800	Not Detected	20000	Not Detected
Trichloroethene	4800	Not Detected	26000	Not Detected
1,2-Dichloropropane	4800	Not Detected	22000	Not Detected
1,4-Dioxane	19000	Not Detected	70000	Not Detected
Bromodichloromethane	4800	Not Detected	32000	Not Detected
cis-1,3-Dichloropropene	4800	Not Detected	22000	Not Detected
4-Methyl-2-pentanone	4800	Not Detected	20000	Not Detected
Toluene	4800	Not Detected	18000	Not Detected
trans-1,3-Dichloropropene	4800	Not Detected	22000	Not Detected
1,1,2-Trichloroethane	4800	Not Detected	26000	Not Detected
Tetrachloroethene	4800	Not Detected	33000	Not Detected
2-Hexanone	19000	Not Detected	79000	Not Detected

Client Sample ID: VMP-47-5-012313-R

Lab ID#: 1301399AR1-05A

EPA METHOD TO-15 GC/MS

File Name:	**14012321r1**	**Date of Collection:**	**1/23/13 12:35:00 PM**
Dil. Factor:	**968**	**Date of Analysis:**	**1/24/13 04:49 PM**

Compound	Rpt. Limit (ppbv)	Amount (ppbv)	Rpt. Limit (ug/m3)	Amount (ug/m3)
Dibromochloromethane	4800	Not Detected	41000	Not Detected
1,2-Dibromoethane (EDB)	4800	Not Detected	37000	Not Detected
Chlorobenzene	4800	Not Detected	22000	Not Detected
Ethyl Benzene	4800	Not Detected	21000	Not Detected
m,p-Xylene	4800	Not Detected	21000	Not Detected
o-Xylene	4800	Not Detected	21000	Not Detected
Styrene	4800	Not Detected	21000	Not Detected
Bromoform	4800	Not Detected	50000	Not Detected
Cumene	4800	Not Detected	24000	Not Detected
1,1,2,2-Tetrachloroethane	4800	Not Detected	33000	Not Detected
Propylbenzene	4800	Not Detected	24000	Not Detected
4-Ethyltoluene	4800	Not Detected	24000	Not Detected
1,3,5-Trimethylbenzene	4800	Not Detected	24000	Not Detected
1,2,4-Trimethylbenzene	4800	Not Detected	24000	Not Detected
1,3-Dichlorobenzene	4800	Not Detected	29000	Not Detected
1,4-Dichlorobenzene	4800	Not Detected	29000	Not Detected
alpha-Chlorotoluene	4800	Not Detected	25000	Not Detected
1,2-Dichlorobenzene	4800	Not Detected	29000	Not Detected
1,2,4-Trichlorobenzene	19000	Not Detected	140000	Not Detected
Hexachlorobutadiene	19000	Not Detected	210000	Not Detected
Butane	19000	2000000	46000	4900000
Isopentane	19000	1600000	57000	4700000

TENTATIVELY IDENTIFIED COMPOUNDS

Compound	CAS Number	Match Quality	Amount ((ppbv))
Propane, 2-methyl-			1100000 NJ
Pentane			680000 NJ
Pentane, 2-methyl-			2200000 NJ
Hexane, 3,4-dimethyl-			1400000 NJ
Pentane, 2,3-dimethyl-			1500000 NJ

NJ =The identification is based on presumptive evidence; estimated value.

Container Type: 1 Liter Summa Canister

Surrogates	%Recovery	Method Limits
1,2-Dichloroethane-d4	106	70-130
Toluene-d8	100	70-130
4-Bromofluorobenzene	98	70-130

eurofins | Air Toxics

Client Sample ID: VMP-47-10-012313-R * Use these results only. All other data was reported from the 24.2 X dilution analysis.
Lab ID#: 1301399AR1-06A
EPA METHOD TO-15 GC/MS

File Name:	**14012323r1**	**Date of Collection:**	**1/23/13 12:40:00 PM**
Dil. Factor:	**48.4**	**Date of Analysis:**	**1/24/13 05:46 PM**

Compound	Rpt. Limit (ppbv)	Amount (ppbv)	Rpt. Limit (ug/m3)	Amount (ug/m3)
Freon 12	240	Not Detected	1200	Not Detected
Freon 114	240	Not Detected	1700	Not Detected
Chloromethane	970	Not Detected	2000	Not Detected
Vinyl Chloride	240	Not Detected	620	Not Detected
1,3-Butadiene	240	Not Detected	540	Not Detected
Bromomethane	240	Not Detected	940	Not Detected
Chloroethane	970	Not Detected	2600	Not Detected
Freon 11	240	Not Detected	1400	Not Detected
Ethanol	970	Not Detected	1800	Not Detected
Freon 113	240	Not Detected	1800	Not Detected
1,1-Dichloroethene	240	Not Detected	960	Not Detected
Acetone	970	Not Detected	2300	Not Detected
2-Propanol	970	Not Detected	2400	Not Detected
Carbon Disulfide	240	Not Detected	750	Not Detected
3-Chloropropene	970	Not Detected	3000	Not Detected
Methylene Chloride	240	Not Detected	840	Not Detected
Methyl tert-butyl ether	240	Not Detected	870	Not Detected
trans-1,2-Dichloroethene	240	Not Detected	960	Not Detected
Hexane	240	540	850	1900
1,1-Dichloroethane	240	Not Detected	980	Not Detected
2-Butanone (Methyl Ethyl Ketone)	970	Not Detected	2800	Not Detected
cis-1,2-Dichloroethene	240	Not Detected	960	Not Detected
Tetrahydrofuran	240	Not Detected	710	Not Detected
Chloroform	240	Not Detected	1200	Not Detected
1,1,1-Trichloroethane	240	Not Detected	1300	Not Detected
Cyclohexane	240	990	830	3400
Carbon Tetrachloride	240	Not Detected	1500	Not Detected
2,2,4-Trimethylpentane	240	23000	1100	100000
Benzene	240	49 J	770	160 J
1,2-Dichloroethane	240	Not Detected	980	Not Detected
Heptane	240	Not Detected	990	Not Detected
Trichloroethene	240	Not Detected	1300	Not Detected
1,2-Dichloropropane	240	Not Detected	1100	Not Detected
1,4-Dioxane	970	Not Detected	3500	Not Detected
Bromodichloromethane	240	Not Detected	1600	Not Detected
cis-1,3-Dichloropropene	240	Not Detected	1100	Not Detected
4-Methyl-2-pentanone	240	Not Detected	990	Not Detected
Toluene	240	87 J	910	330 J
trans-1,3-Dichloropropene	240	Not Detected	1100	Not Detected
1,1,2-Trichloroethane	240	Not Detected	1300	Not Detected
Tetrachloroethene	240	Not Detected	1600	Not Detected
2-Hexanone	970	Not Detected	4000	Not Detected

Client Sample ID: VMP-47-10-0I2313-R

Lab ID#: 1301399AR1-06A

EPA METHOD TO-15 GC/MS

File Name:	**14012323r1**	**Date of Collection:**	**1/23/13 12:40:00 PM**
Dil. Factor:	**48.4**	**Date of Analysis:**	**1/24/13 05:46 PM**

Compound	Rpt. Limit (ppbv)	Amount (ppbv)	Rpt. Limit (ug/m3)	Amount (ug/m3)
Dibromochloromethane	240	Not Detected	2100	Not Detected
1,2-Dibromoethane (EDB)	240	Not Detected	1800	Not Detected
Chlorobenzene	240	Not Detected	1100	Not Detected
Ethyl Benzene	240	Not Detected	1000	Not Detected
m,p-Xylene	240	69 J	1000	300 J
o-Xylene	240	Not Detected	1000	Not Detected
Styrene	240	Not Detected	1000	Not Detected
Bromoform	240	Not Detected	2500	Not Detected
Cumene	240	Not Detected	1200	Not Detected
1,1,2,2-Tetrachloroethane	240	Not Detected	1700	Not Detected
Propylbenzene	240	Not Detected	1200	Not Detected
4-Ethyltoluene	240	Not Detected	1200	Not Detected
1,3,5-Trimethylbenzene	240	Not Detected	1200	Not Detected
1,2,4-Trimethylbenzene	240	Not Detected	1200	Not Detected
1,3-Dichlorobenzene	240	Not Detected	1400	Not Detected
1,4-Dichlorobenzene	240	Not Detected	1400	Not Detected
alpha-Chlorotoluene	240	Not Detected	1200	Not Detected
1,2-Dichlorobenzene	240	Not Detected	1400	Not Detected
1,2,4-Trichlorobenzene	970	Not Detected	7200	Not Detected
Hexachlorobutadiene	970	Not Detected	10000	Not Detected
Butane	970	190000	2300	460000
Isopentane	970	190000	2800	560000

J = Estimated value.

TENTATIVELY IDENTIFIED COMPOUNDS

Compound	CAS Number	Match Quality	Amount ((ppbv))
Propane, 2-methyl-			150000 NJ
Pentane, 2-methyl-			280000 NJ
Pentane, 3-methyl-			120000 NJ
Pentane, 2,4-dimethyl-			110000 NJ
Pentane, 2,3-dimethyl-			180000 NJ

NJ =The identification is based on presumptive evidence; estimated value.

Container Type: 1 Liter Summa Canister

Surrogates	%Recovery	Method Limits
1,2-Dichloroethane-d4	109	70-130
Toluene-d8	99	70-130
4-Bromofluorobenzene	100	70-130

eurofins | Air Toxics

Client Sample ID: VMP-47-10-012313-R
Lab ID#: 1301399AR1-06B
EPA METHOD TO-15 GC/MS

** Do not use this data. use all other data.

File Name:	**14012322r1**	**Date of Collection:**	**1/23/13 12:40:00 PM**
Dil. Factor:	**24.2**	**Date of Analysis:**	**1/24/13 05:14 PM**

Compound	Rpt. Limit (ppbv)	Amount (ppbv)	Rpt. Limit (ug/m3)	Amount (ug/m3)
Freon 12	120	Not Detected	600	Not Detected
Freon 114	120	Not Detected	840	Not Detected
Chloromethane	480	Not Detected	1000	Not Detected
Vinyl Chloride	120	Not Detected	310	Not Detected
1,3-Butadiene	120	Not Detected	270	Not Detected
Bromomethane	120	Not Detected	470	Not Detected
Chloroethane	480	Not Detected	1300	Not Detected
Freon 11	120	Not Detected	680	Not Detected
Ethanol	480	Not Detected	910	Not Detected
Freon 113	120	Not Detected	930	Not Detected
1,1-Dichloroethene	120	Not Detected	480	Not Detected
Acetone	480	Not Detected	1100	Not Detected
2-Propanol	480	Not Detected	1200	Not Detected
Carbon Disulfide	120	Not Detected	380	Not Detected
3-Chloropropene	480	Not Detected	1500	Not Detected
Methylene Chloride	120	Not Detected	420	Not Detected
Methyl tert-butyl ether	120	Not Detected	440	Not Detected
trans-1,2-Dichloroethene	120	Not Detected	480	Not Detected
Hexane	120	490	430	1700
1,1-Dichloroethane	120	Not Detected	490	Not Detected
2-Butanone (Methyl Ethyl Ketone)	480	Not Detected	1400	Not Detected
cis-1,2-Dichloroethene	120	Not Detected	480	Not Detected
Tetrahydrofuran	120	Not Detected	360	Not Detected
Chloroform	120	Not Detected	590	Not Detected
1,1,1-Trichloroethane	120	Not Detected	660	Not Detected
Cyclohexane	120	1000	420	3500
Carbon Tetrachloride	120	Not Detected	760	Not Detected
2,2,4-Trimethylpentane	120	22000	560	100000
Benzene	120	35 J	390	110 J
1,2-Dichloroethane	120	Not Detected	490	Not Detected
Heptane	120	Not Detected	500	Not Detected
Trichloroethene	120	Not Detected	650	Not Detected
1,2-Dichloropropane	120	Not Detected	560	Not Detected
1,4-Dioxane	480	Not Detected	1700	Not Detected
Bromodichloromethane	120	Not Detected	810	Not Detected
cis-1,3-Dichloropropene	120	Not Detected	550	Not Detected
4-Methyl-2-pentanone	120	Not Detected	500	Not Detected
Toluene	120	52 J	460	190 J
trans-1,3-Dichloropropene	120	Not Detected	550	Not Detected
1,1,2-Trichloroethane	120	Not Detected	660	Not Detected
Tetrachloroethene	120	Not Detected	820	Not Detected
2-Hexanone	480	Not Detected	2000	Not Detected

Client Sample ID: VMP-47-10-012313-R

Lab ID#: 1301399ARI-06B

EPA METHOD TO-15 GC/MS

File Name:	**14012322r1**	**Date of Collection:**	**1/23/13 12:40:00 PM**
Dil. Factor:	**24.2**	**Date of Analysis:**	**1/24/13 05:14 PM**

Compound	Rpt. Limit (ppbv)	Amount (ppbv)	Rpt. Limit (ug/m3)	Amount (ug/m3)
Dibromochloromethane	120	Not Detected	1000	Not Detected
1,2-Dibromoethane (EDB)	120	Not Detected	930	Not Detected
Chlorobenzene	120	Not Detected	560	Not Detected
Ethyl Benzene	120	Not Detected	520	Not Detected
m,p-Xylene	120	44 J	520	190 J
o-Xylene	120	Not Detected	520	Not Detected
Styrene	120	Not Detected	520	Not Detected
Bromoform	120	Not Detected	1200	Not Detected
Cumene	120	Not Detected	590	Not Detected
1,1,2,2-Tetrachloroethane	120	Not Detected	830	Not Detected
Propylbenzene	120	Not Detected	590	Not Detected
4-Ethyltoluene	120	Not Detected	590	Not Detected
1,3,5-Trimethylbenzene	120	Not Detected	590	Not Detected
1,2,4-Trimethylbenzene	120	Not Detected	590	Not Detected
1,3-Dichlorobenzene	120	Not Detected	730	Not Detected
1,4-Dichlorobenzene	120	Not Detected	730	Not Detected
alpha-Chlorotoluene	120	Not Detected	630	Not Detected
1,2-Dichlorobenzene	120	Not Detected	730	Not Detected
1,2,4-Trichlorobenzene	480	Not Detected	3600	Not Detected
Hexachlorobutadiene	480	Not Detected	5200	Not Detected
~~Butane~~	~~480~~	~~180000 E~~	~~1200~~	~~430000 E~~
~~Isopentane~~	~~480~~	~~180000 E~~	~~1400~~	~~530000 E~~

J = Estimated value.
E = Exceeds instrument calibration range.

TENTATIVELY IDENTIFIED COMPOUNDS

Compound	CAS Number	Match Quality	Amount ((ppbv))
Propane, 2-methyl-			130000 NJ
Pentane, 2-methyl-			260000 NJ
Pentane, 3-methyl-			110000 NJ
Pentane, 2,4-dimethyl-			110000 NJ
Pentane, 2,3-dimethyl-			170000 NJ

NJ =The identification is based on presumptive evidence; estimated value.

Container Type: 1 Liter Summa Canister

Surrogates	%Recovery	Method Limits
1,2-Dichloroethane-d4	109	70-130
Toluene-d8	98	70-130
4-Bromofluorobenzene	100	70-130

Client Sample ID: VMP-47-20-012313-R

Lab ID#: 1301399AR1-07A

EPA METHOD TO-15 GC/MS

File Name:	**14012325r1**	**Date of Collection:**	**1/23/13 12:50:00 PM**
Dil. Factor:	**595**	**Date of Analysis:**	**1/24/13 06:39 PM**

Compound	Rpt. Limit (ppbv)	Amount (ppbv)	Rpt. Limit (ug/m3)	Amount (ug/m3)
Freon 12	3000	Not Detected	15000	Not Detected
Freon 114	3000	Not Detected	21000	Not Detected
Chloromethane	12000	Not Detected	24000	Not Detected
Vinyl Chloride	3000	Not Detected	7600	Not Detected
1,3-Butadiene	3000	Not Detected	6600	Not Detected
Bromomethane	3000	Not Detected	12000	Not Detected
Chloroethane	12000	Not Detected	31000	Not Detected
Freon 11	3000	Not Detected	17000	Not Detected
Ethanol	12000	Not Detected	22000	Not Detected
Freon 113	3000	Not Detected	23000	Not Detected
1,1-Dichloroethene	3000	Not Detected	12000	Not Detected
Acetone	12000	Not Detected	28000	Not Detected
2-Propanol	12000	Not Detected	29000	Not Detected
Carbon Disulfide	3000	Not Detected	9300	Not Detected
3-Chloropropene	12000	Not Detected	37000	Not Detected
Methylene Chloride	3000	Not Detected	10000	Not Detected
Methyl tert-butyl ether	3000	Not Detected	11000	Not Detected
trans-1,2-Dichloroethene	3000	Not Detected	12000	Not Detected
Hexane	3000	5600	10000	20000
1,1-Dichloroethane	3000	Not Detected	12000	Not Detected
2-Butanone (Methyl Ethyl Ketone)	12000	Not Detected	35000	Not Detected
cis-1,2-Dichloroethene	3000	Not Detected	12000	Not Detected
Tetrahydrofuran	3000	Not Detected	8800	Not Detected
Chloroform	3000	Not Detected	14000	Not Detected
1,1,1-Trichloroethane	3000	Not Detected	16000	Not Detected
Cyclohexane	3000	7900	10000	27000
Carbon Tetrachloride	3000	Not Detected	19000	Not Detected
2,2,4-Trimethylpentane	3000	73000	14000	340000
Benzene	3000	Not Detected	9500	Not Detected
1,2-Dichloroethane	3000	Not Detected	12000	Not Detected
Heptane	3000	Not Detected	12000	Not Detected
Trichloroethene	3000	Not Detected	16000	Not Detected
1,2-Dichloropropane	3000	Not Detected	14000	Not Detected
1,4-Dioxane	12000	Not Detected	43000	Not Detected
Bromodichloromethane	3000	Not Detected	20000	Not Detected
cis-1,3-Dichloropropene	3000	Not Detected	14000	Not Detected
4-Methyl-2-pentanone	3000	Not Detected	12000	Not Detected
Toluene	3000	Not Detected	11000	Not Detected
trans-1,3-Dichloropropene	3000	Not Detected	14000	Not Detected
1,1,2-Trichloroethane	3000	Not Detected	16000	Not Detected
Tetrachloroethene	3000	Not Detected	20000	Not Detected
2-Hexanone	12000	Not Detected	49000	Not Detected

eurofins | Air Toxics

Client Sample ID: VMP-47-20-012313-R

Lab ID#: 1301399AR1-07A

EPA METHOD TO-15 GC/MS

File Name:	**14012325r1**	**Date of Collection:**	**1/23/13 12:50:00 PM**
Dil. Factor:	**595**	**Date of Analysis:**	**1/24/13 06:39 PM**

Compound	Rpt. Limit (ppbv)	Amount (ppbv)	Rpt. Limit (ug/m3)	Amount (ug/m3)
Dibromochloromethane	3000	Not Detected	25000	Not Detected
1,2-Dibromoethane (EDB)	3000	Not Detected	23000	Not Detected
Chlorobenzene	3000	Not Detected	14000	Not Detected
Ethyl Benzene	3000	Not Detected	13000	Not Detected
m,p-Xylene	3000	Not Detected	13000	Not Detected
o-Xylene	3000	Not Detected	13000	Not Detected
Styrene	3000	Not Detected	13000	Not Detected
Bromoform	3000	Not Detected	31000	Not Detected
Cumene	3000	Not Detected	15000	Not Detected
1,1,2,2-Tetrachloroethane	3000	Not Detected	20000	Not Detected
Propylbenzene	3000	Not Detected	15000	Not Detected
4-Ethyltoluene	3000	Not Detected	15000	Not Detected
1,3,5-Trimethylbenzene	3000	Not Detected	15000	Not Detected
1,2,4-Trimethylbenzene	3000	Not Detected	15000	Not Detected
1,3-Dichlorobenzene	3000	Not Detected	18000	Not Detected
1,4-Dichlorobenzene	3000	Not Detected	18000	Not Detected
alpha-Chlorotoluene	3000	Not Detected	15000	Not Detected
1,2-Dichlorobenzene	3000	Not Detected	18000	Not Detected
1,2,4-Trichlorobenzene	12000	Not Detected	88000	Not Detected
Hexachlorobutadiene	12000	Not Detected	130000	Not Detected
Butane	12000	1700000	28000	4100000
Isopentane	12000	1200000	35000	3500000

TENTATIVELY IDENTIFIED COMPOUNDS

Compound	CAS Number	Match Quality	Amount ((ppbv))
Propane, 2-methyl-			860000 NJ
Pentane			610000 NJ
Pentane, 2-methyl-			1700000 NJ
Pentane, 3-methyl-			840000 NJ
Pentane, 2,3-dimethyl-			1200000 NJ

NJ =The identification is based on presumptive evidence; estimated value.

Container Type: 1 Liter Summa Canister

Surrogates	%Recovery	Method Limits
1,2-Dichloroethane-d4	105	70-130
Toluene-d8	100	70-130
4-Bromofluorobenzene	98	70-130

Client Sample ID: VMP-47-30-0123I3-R

Lab ID#: 1301399AR1-08A

EPA METHOD TO-15 GC/MS

File Name:	**14012327r1**	**Date of Collection:**	**1/23/13 1:00:00 PM**
Dil. Factor:	**952**	**Date of Analysis:**	**1/24/13 07:27 PM**

Compound	Rpt. Limit (ppbv)	Amount (ppbv)	Rpt. Limit (ug/m3)	Amount (ug/m3)
Freon 12	4800	Not Detected	24000	Not Detected
Freon 114	4800	Not Detected	33000	Not Detected
Chloromethane	19000	Not Detected	39000	Not Detected
Vinyl Chloride	4800	Not Detected	12000	Not Detected
1,3-Butadiene	4800	Not Detected	10000	Not Detected
Bromomethane	4800	Not Detected	18000	Not Detected
Chloroethane	19000	Not Detected	50000	Not Detected
Freon 11	4800	Not Detected	27000	Not Detected
Ethanol	19000	Not Detected	36000	Not Detected
Freon 113	4800	Not Detected	36000	Not Detected
1,1-Dichloroethene	4800	Not Detected	19000	Not Detected
Acetone	19000	Not Detected	45000	Not Detected
2-Propanol	19000	Not Detected	47000	Not Detected
Carbon Disulfide	4800	Not Detected	15000	Not Detected
3-Chloropropene	19000	Not Detected	60000	Not Detected
Methylene Chloride	4800	Not Detected	16000	Not Detected
Methyl tert-butyl ether	4800	Not Detected	17000	Not Detected
trans-1,2-Dichloroethene	4800	Not Detected	19000	Not Detected
Hexane	4800	Not Detected	17000	Not Detected
1,1-Dichloroethane	4800	Not Detected	19000	Not Detected
2-Butanone (Methyl Ethyl Ketone)	19000	Not Detected	56000	Not Detected
cis-1,2-Dichloroethene	4800	Not Detected	19000	Not Detected
Tetrahydrofuran	4800	Not Detected	14000	Not Detected
Chloroform	4800	Not Detected	23000	Not Detected
1,1,1-Trichloroethane	4800	Not Detected	26000	Not Detected
Cyclohexane	4800	9600	16000	33000
Carbon Tetrachloride	4800	Not Detected	30000	Not Detected
2,2,4-Trimethylpentane	4800	93000	22000	430000
Benzene	4800	Not Detected	15000	Not Detected
1,2-Dichloroethane	4800	Not Detected	19000	Not Detected
Heptane	4800	Not Detected	20000	Not Detected
Trichloroethene	4800	Not Detected	26000	Not Detected
1,2-Dichloropropane	4800	Not Detected	22000	Not Detected
1,4-Dioxane	19000	Not Detected	69000	Not Detected
Bromodichloromethane	4800	Not Detected	32000	Not Detected
cis-1,3-Dichloropropene	4800	Not Detected	22000	Not Detected
4-Methyl-2-pentanone	4800	Not Detected	19000	Not Detected
Toluene	4800	Not Detected	18000	Not Detected
trans-1,3-Dichloropropene	4800	Not Detected	22000	Not Detected
1,1,2-Trichloroethane	4800	Not Detected	26000	Not Detected
Tetrachloroethene	4800	Not Detected	32000	Not Detected
2-Hexanone	19000	Not Detected	78000	Not Detected

Client Sample ID: VMP-47-30-012313-R

Lab ID#: 1301399AR1-08A

EPA METHOD TO-15 GC/MS

File Name:	**14012327r1**	**Date of Collection:**	**1/23/13 1:00:00 PM**
Dil. Factor:	**952**	**Date of Analysis:**	**1/24/13 07:27 PM**

Compound	Rpt. Limit (ppbv)	Amount (ppbv)	Rpt. Limit (ug/m3)	Amount (ug/m3)
Dibromochloromethane	4800	Not Detected	40000	Not Detected
1,2-Dibromoethane (EDB)	4800	Not Detected	36000	Not Detected
Chlorobenzene	4800	Not Detected	22000	Not Detected
Ethyl Benzene	4800	Not Detected	21000	Not Detected
m,p-Xylene	4800	Not Detected	21000	Not Detected
o-Xylene	4800	Not Detected	21000	Not Detected
Styrene	4800	Not Detected	20000	Not Detected
Bromoform	4800	Not Detected	49000	Not Detected
Cumene	4800	Not Detected	23000	Not Detected
1,1,2,2-Tetrachloroethane	4800	Not Detected	33000	Not Detected
Propylbenzene	4800	Not Detected	23000	Not Detected
4-Ethyltoluene	4800	Not Detected	23000	Not Detected
1,3,5-Trimethylbenzene	4800	Not Detected	23000	Not Detected
1,2,4-Trimethylbenzene	4800	Not Detected	23000	Not Detected
1,3-Dichlorobenzene	4800	Not Detected	29000	Not Detected
1,4-Dichlorobenzene	4800	Not Detected	29000	Not Detected
alpha-Chlorotoluene	4800	Not Detected	25000	Not Detected
1,2-Dichlorobenzene	4800	Not Detected	29000	Not Detected
1,2,4-Trichlorobenzene	19000	Not Detected	140000	Not Detected
Hexachlorobutadiene	19000	Not Detected	200000	Not Detected
Butane	19000	2000000	45000	4800000
Isopentane	19000	1600000	56000	4600000

TENTATIVELY IDENTIFIED COMPOUNDS

Compound	CAS Number	Match Quality	Amount ((ppbv))
Propane, 2-methyl-			1100000 NJ
Pentane			690000 NJ
Pentane, 2-methyl-			2100000 NJ
Pentane, 3-methyl-			1000000 NJ
Pentane, 2,3-dimethyl-			1500000 NJ

NJ =The identification is based on presumptive evidence; estimated value.

Container Type: 1 Liter Summa Canister

Surrogates	%Recovery	Method Limits
1,2-Dichloroethane-d4	105	70-130
Toluene-d8	99	70-130
4-Bromofluorobenzene	99	70-130

Client Sample ID: Lab Blank
Lab ID#: 1301399AR1-09A
EPA METHOD TO-15 GC/MS

File Name:	**14012306**	**Date of Collection: NA**	
Dil. Factor:	**1.00**	**Date of Analysis: 1/24/13 07:51 AM**	

Compound	Rpt. Limit (ppbv)	Amount (ppbv)	Rpt. Limit (ug/m3)	Amount (ug/m3)
Freon 12	5.0	Not Detected	25	Not Detected
Freon 114	5.0	Not Detected	35	Not Detected
Chloromethane	20	Not Detected	41	Not Detected
Vinyl Chloride	5.0	Not Detected	13	Not Detected
1,3-Butadiene	5.0	Not Detected	11	Not Detected
Bromomethane	5.0	Not Detected	19	Not Detected
Chloroethane	20	Not Detected	53	Not Detected
Freon 11	5.0	Not Detected	28	Not Detected
Ethanol	20	Not Detected	38	Not Detected
Freon 113	5.0	Not Detected	38	Not Detected
1,1-Dichloroethene	5.0	Not Detected	20	Not Detected
Acetone	20	Not Detected	48	Not Detected
2-Propanol	20	Not Detected	49	Not Detected
Carbon Disulfide	5.0	Not Detected	16	Not Detected
3-Chloropropene	20	Not Detected	63	Not Detected
Methylene Chloride	5.0	Not Detected	17	Not Detected
Methyl tert-butyl ether	5.0	Not Detected	18	Not Detected
trans-1,2-Dichloroethene	5.0	Not Detected	20	Not Detected
Hexane	5.0	Not Detected	18	Not Detected
1,1-Dichloroethane	5.0	Not Detected	20	Not Detected
2-Butanone (Methyl Ethyl Ketone)	20	Not Detected	59	Not Detected
cis-1,2-Dichloroethene	5.0	Not Detected	20	Not Detected
Tetrahydrofuran	5.0	Not Detected	15	Not Detected
Chloroform	5.0	Not Detected	24	Not Detected
1,1,1-Trichloroethane	5.0	Not Detected	27	Not Detected
Cyclohexane	5.0	Not Detected	17	Not Detected
Carbon Tetrachloride	5.0	Not Detected	31	Not Detected
2,2,4-Trimethylpentane	5.0	Not Detected	23	Not Detected
Benzene	5.0	Not Detected	16	Not Detected
1,2-Dichloroethane	5.0	Not Detected	20	Not Detected
Heptane	5.0	Not Detected	20	Not Detected
Trichloroethene	5.0	Not Detected	27	Not Detected
1,2-Dichloropropane	5.0	Not Detected	23	Not Detected
1,4-Dioxane	20	Not Detected	72	Not Detected
Bromodichloromethane	5.0	Not Detected	34	Not Detected
cis-1,3-Dichloropropene	5.0	Not Detected	23	Not Detected
4-Methyl-2-pentanone	5.0	Not Detected	20	Not Detected
Toluene	5.0	Not Detected	19	Not Detected
trans-1,3-Dichloropropene	5.0	Not Detected	23	Not Detected
1,1,2-Trichloroethane	5.0	Not Detected	27	Not Detected
Tetrachloroethene	5.0	Not Detected	34	Not Detected
2-Hexanone	20	Not Detected	82	Not Detected

Client Sample ID: Lab Blank
Lab ID#: 1301399AR1-09A
EPA METHOD TO-15 GC/MS

File Name:	**14012306**	**Date of Collection: NA**	
Dil. Factor:	**1.00**	**Date of Analysis: 1/24/13 07:51 AM**	

Compound	Rpt. Limit (ppbv)	Amount (ppbv)	Rpt. Limit (ug/m3)	Amount (ug/m3)
Dibromochloromethane	5.0	Not Detected	42	Not Detected
1,2-Dibromoethane (EDB)	5.0	Not Detected	38	Not Detected
Chlorobenzene	5.0	Not Detected	23	Not Detected
Ethyl Benzene	5.0	Not Detected	22	Not Detected
m,p-Xylene	5.0	Not Detected	22	Not Detected
o-Xylene	5.0	Not Detected	22	Not Detected
Styrene	5.0	Not Detected	21	Not Detected
Bromoform	5.0	Not Detected	52	Not Detected
Cumene	5.0	Not Detected	24	Not Detected
1,1,2,2-Tetrachloroethane	5.0	Not Detected	34	Not Detected
Propylbenzene	5.0	Not Detected	24	Not Detected
4-Ethyltoluene	5.0	Not Detected	24	Not Detected
1,3,5-Trimethylbenzene	5.0	Not Detected	24	Not Detected
1,2,4-Trimethylbenzene	5.0	Not Detected	24	Not Detected
1,3-Dichlorobenzene	5.0	Not Detected	30	Not Detected
1,4-Dichlorobenzene	5.0	Not Detected	30	Not Detected
alpha-Chlorotoluene	5.0	Not Detected	26	Not Detected
1,2-Dichlorobenzene	5.0	Not Detected	30	Not Detected
1,2,4-Trichlorobenzene	20	Not Detected	150	Not Detected
Hexachlorobutadiene	20	Not Detected	210	Not Detected
Butane	20	Not Detected	48	Not Detected
Isopentane	20	Not Detected	59	Not Detected

TENTATIVELY IDENTIFIED COMPOUNDS

Compound	CAS Number	Match Quality	Amount ((ppbv))
None Identified			

Container Type: NA - Not Applicable

Surrogates	%Recovery	Method Limits
1,2-Dichloroethane-d4	106	70-130
Toluene-d8	100	70-130
4-Bromofluorobenzene	99	70-130

eurofins | Air Toxics

Client Sample ID: CCV
Lab ID#: 1301399AR1-10A
EPA METHOD TO-15 GC/MS

File Name:	**14012302**	**Date of Collection: NA**	
Dil. Factor:	**1.00**	**Date of Analysis: 1/23/13 09:37 PM**	

Compound	%Recovery
Freon 12	102
Freon 114	102
Chloromethane	114
Vinyl Chloride	99
1,3-Butadiene	104
Bromomethane	103
Chloroethane	96
Freon 11	106
Ethanol	126
Freon 113	96
1,1-Dichloroethene	108
Acetone	102
2-Propanol	120
Carbon Disulfide	89
3-Chloropropene	92
Methylene Chloride	101
Methyl tert-butyl ether	103
trans-1,2-Dichloroethene	99
Hexane	102
1,1-Dichloroethane	100
2-Butanone (Methyl Ethyl Ketone)	103
cis-1,2-Dichloroethene	98
Tetrahydrofuran	107
Chloroform	102
1,1,1-Trichloroethane	96
Cyclohexane	96
Carbon Tetrachloride	102
2,2,4-Trimethylpentane	105
Benzene	98
1,2-Dichloroethane	102
Heptane	100
Trichloroethene	101
1,2-Dichloropropane	96
1,4-Dioxane	105
Bromodichloromethane	100
cis-1,3-Dichloropropene	94
4-Methyl-2-pentanone	106
Toluene	94
trans-1,3-Dichloropropene	95
1,1,2-Trichloroethane	96
Tetrachloroethene	94
2-Hexanone	110

eurofins | Air Toxics

Client Sample ID: CCV
Lab ID#: 1301399AR1-10A
EPA METHOD TO-15 GC/MS

File Name:	**14012302**	**Date of Collection: NA**	
Dil. Factor:	**1.00**	**Date of Analysis: 1/23/13 09:37 PM**	

Compound	%Recovery
Dibromochloromethane	97
1,2-Dibromoethane (EDB)	94
Chlorobenzene	96
Ethyl Benzene	95
m,p-Xylene	98
o-Xylene	98
Styrene	100
Bromoform	96
Cumene	98
1,1,2,2-Tetrachloroethane	99
Propylbenzene	101
4-Ethyltoluene	103
1,3,5-Trimethylbenzene	104
1,2,4-Trimethylbenzene	103
1,3-Dichlorobenzene	95
1,4-Dichlorobenzene	94
alpha-Chlorotoluene	96
1,2-Dichlorobenzene	98
1,2,4-Trichlorobenzene	93
Hexachlorobutadiene	88
Butane	118
Isopentane	115

Container Type: NA - Not Applicable

Surrogates	%Recovery	Method Limits
1,2-Dichloroethane-d4	105	70-130
Toluene-d8	102	70-130
4-Bromofluorobenzene	102	70-130

eurofins | Air Toxics

Client Sample ID: LCS
Lab ID#: 1301399AR1-11A
EPA METHOD TO-15 GC/MS

File Name:	**14012303**	**Date of Collection: NA**	
Dil. Factor:	**1.00**	**Date of Analysis: 1/23/13 10:08 PM**	

Compound	%Recovery
Freon 12	105
Freon 114	104
Chloromethane	120
Vinyl Chloride	105
1,3-Butadiene	110
Bromomethane	109
Chloroethane	102
Freon 11	108
Ethanol	133 Q
Freon 113	101
1,1-Dichloroethene	118
Acetone	104
2-Propanol	125
Carbon Disulfide	116
3-Chloropropene	108
Methylene Chloride	106
Methyl tert-butyl ether	108
trans-1,2-Dichloroethene	119
Hexane	103
1,1-Dichloroethane	104
2-Butanone (Methyl Ethyl Ketone)	99
cis-1,2-Dichloroethene	101
Tetrahydrofuran	106
Chloroform	108
1,1,1-Trichloroethane	102
Cyclohexane	102
Carbon Tetrachloride	105
2,2,4-Trimethylpentane	104
Benzene	101
1,2-Dichloroethane	105
Heptane	100
Trichloroethene	101
1,2-Dichloropropane	99
1,4-Dioxane	104
Bromodichloromethane	102
cis-1,3-Dichloropropene	99
4-Methyl-2-pentanone	103
Toluene	96
trans-1,3-Dichloropropene	98
1,1,2-Trichloroethane	99
Tetrachloroethene	98
2-Hexanone	104

Client Sample ID: LCS
Lab ID#: 1301399AR1-11A
EPA METHOD TO-15 GC/MS

File Name:	**14012303**	**Date of Collection: NA**	
Dil. Factor:	**1.00**	**Date of Analysis: 1/23/13 10:08 PM**	

Compound	%Recovery
Dibromochloromethane	99
1,2-Dibromoethane (EDB)	101
Chlorobenzene	97
Ethyl Benzene	95
m,p-Xylene	100
o-Xylene	99
Styrene	100
Bromoform	98
Cumene	102
1,1,2,2-Tetrachloroethane	104
Propylbenzene	104
4-Ethyltoluene	100
1,3,5-Trimethylbenzene	103
1,2,4-Trimethylbenzene	100
1,3-Dichlorobenzene	97
1,4-Dichlorobenzene	95
alpha-Chlorotoluene	97
1,2-Dichlorobenzene	99
1,2,4-Trichlorobenzene	87
Hexachlorobutadiene	88
Butane	115
Isopentane	120

Q = Exceeds Quality Control limits.

Container Type: NA - Not Applicable

Surrogates	%Recovery	Method Limits
1,2-Dichloroethane-d4	105	70-130
Toluene-d8	102	70-130
4-Bromofluorobenzene	102	70-130

eurofins | Air Toxics

Client Sample ID: LCSD
Lab ID#: 1301399AR1-11AA
EPA METHOD TO-15 GC/MS

File Name:	**14012304**	**Date of Collection: NA**	
Dil. Factor:	**1.00**	**Date of Analysis: 1/23/13 10:33 PM**	

Compound	%Recovery
Freon 12	103
Freon 114	103
Chloromethane	117
Vinyl Chloride	100
1,3-Butadiene	106
Bromomethane	104
Chloroethane	93
Freon 11	105
Ethanol	118
Freon 113	96
1,1-Dichloroethene	115
Acetone	100
2-Propanol	121
Carbon Disulfide	111
3-Chloropropene	105
Methylene Chloride	103
Methyl tert-butyl ether	106
trans-1,2-Dichloroethene	111
Hexane	102
1,1-Dichloroethane	102
2-Butanone (Methyl Ethyl Ketone)	100
cis-1,2-Dichloroethene	97
Tetrahydrofuran	104
Chloroform	103
1,1,1-Trichloroethane	99
Cyclohexane	100
Carbon Tetrachloride	104
2,2,4-Trimethylpentane	101
Benzene	96
1,2-Dichloroethane	99
Heptane	96
Trichloroethene	96
1,2-Dichloropropane	96
1,4-Dioxane	99
Bromodichloromethane	98
cis-1,3-Dichloropropene	96
4-Methyl-2-pentanone	107
Toluene	93
trans-1,3-Dichloropropene	92
1,1,2-Trichloroethane	96
Tetrachloroethene	94
2-Hexanone	100

eurofins | Air Toxics

Client Sample ID: LCSD
Lab ID#: 1301399AR1-11AA
EPA METHOD TO-15 GC/MS

File Name:	**14012304**	**Date of Collection: NA**	
Dil. Factor:	**1.00**	**Date of Analysis: 1/23/13 10:33 PM**	

Compound	%Recovery
Dibromochloromethane	94
1,2-Dibromoethane (EDB)	96
Chlorobenzene	98
Ethyl Benzene	94
m,p-Xylene	96
o-Xylene	96
Styrene	95
Bromoform	95
Cumene	99
1,1,2,2-Tetrachloroethane	101
Propylbenzene	100
4-Ethyltoluene	96
1,3,5-Trimethylbenzene	100
1,2,4-Trimethylbenzene	96
1,3-Dichlorobenzene	93
1,4-Dichlorobenzene	90
alpha-Chlorotoluene	90
1,2-Dichlorobenzene	96
1,2,4-Trichlorobenzene	81
Hexachlorobutadiene	81
Butane	108
Isopentane	113

Container Type: NA - Not Applicable

Surrogates	%Recovery	Method Limits
1,2-Dichloroethane-d4	105	70-130
Toluene-d8	100	70-130
4-Bromofluorobenzene	101	70-130

1301399

Shell Oil Products Chain Of Custody Record

URS

Air Toxics LTD.
Project Name: Roxana Soil Vapor
Project # 21562850.04001
Lab Vendor #

Please Check Appropriate Box:
☑ ENV. SERVICES ☐ MOTIVA RETAIL ☐ SHELL RETAIL
☐ MOTIVA SD&CM ☐ CONSULTANT ☐ LUBES
☐ SHELL PIPELINE ☐ OTHER _____

Print Bill To Contact Name: Robert Mooshegian
PO #:

INCIDENT # (ENV SERVICES): 9 7 2 1 6 6 4 0
SAP #: 3 4 0 0 6 1

☐ CHECK IF NO INCIDENT # APPLIES
DATE: ~~01/21/13~~ 1/23/13
PAGE: 1 of 1

SAMPLING COMPANY: URS CORPORATION
LOG CODE:
SITE ADDRESS: Street and City: 900 SOUTH CENTRAL AVE – ROXANA
State: IL
GLOBAL ID NO:
ADDRESS: 1001 HIGHLANDS PLAZA DRIVE WEST - SUITE 300 ST. LOUIS, MO 63110
EDP DELIVERABLE TO (Name, Company, Office Location): Elizabeth Kunkel, URS, St. Louis
PHONE NO: 314-743-4179
E-MAIL: Elizabeth_Kunkel@URSCorp.com
CONSULTANT PROJECT NAME#: Roxana Soil Vapor
Laboratory Address: Air Toxics, LTD 180 Blue Ravine Road, Suite B Folsom, CA 95630-4719
M Currier, E. Arthur
TELEPHONE: 314-429-0100
FAX: 314-429-0402
BP To Contact E-MAIL: Robert.Mooshegian@urs.com

TURNAROUND TIME (CALENDAR DAYS) SAME DAY
☐ STANDARD (14 DAY) ☐ 5 DAYS ☐ 3 DAYS ☐ 2 DAYS ☐ 24 HOURS ☐ RESULTS NEEDED ON WEEKEND
☐ LA - RWQCB REPORT FORMAT ☑ UST AGENCY:
DELIVERABLES ☐ LEVEL 1 ☐ LEVEL 2 ☐ LEVEL 3 ☑ LEVEL 4 ☐ OTHER (SPECIFY) _____

☑ SHELL CONTRACT RATE APPLIES
☐ STATE REIMBURSEMENT RATE APPLIES
☐ EDD NOT NEEDED
☑ RECEIPT VERIFICATION REQUESTED

REQUESTED ANALYSIS

Turn Around Time: ☐ Normal ☑ Rush SAME DAY Specify

Lab Use Only
Pressurized by:
Date:
Pressurization Gas: N_2 He

LAB USE ONLY	Field Sample Identification	SAMPLING DATE	SAMPLING TIME	Canister Number	Canister Pressure/Vacuum Initial	Final	Receipt	Final (psi)	Modified TO-15 + Butane & Isopentane	ASTM D-1946 + Helium	ASTM D-1946
01A	VMP-1-5-012313-R	01/23/13	1140	37733	-29	-6			X	X	
02A	VMP-1-8.5-012313-R	01/23/13	1145	34589	-29.5	-6			X	X	
03A	VMP-1-23.5-012313-R	01/23/13	1205	37364	-30	-6.5			X	X	
04A	VMP-1-38.5-012313-R	01/23/13	1210	1040	-30	-5			X	X	
05A	VMP-47-5-012313-R	01/23/13	1235	3007	-30	-6			X	X	
06A	VMP-47-10-012313-R	01/23/13	1240	8004	-30	-6			X	X	
07A	VMP-47-20-012313-R	01/23/13	1250	9314	-30	-6			X	X	
08A	VMP-47-30-012313-R	01/23/13	1300	94909	-30	-6.5			X	X	

ADDITIONAL NOTES:
- Same day turn around time
- Report results between MDL and RL
- Level IV ECVP

Relinquished by: (Signature)	Received by: (Signature)	Date	Time
[signature]	FEDEX	1/23/13	1730
	B Whittaker ATC Fedex Custody Seal Intact? (Y) N None Temp N/A	1/24/13	0740

05/2/05 Revision

eurofins | Air Toxics

2/12/2013
Ms. Elizabeth Kunkel
URS Corporation
1001 Highlands Plaza Dr. West
Suite 300
St. Louis MO 63110

Project Name: Roxana Soil Vapor
Project #: 21562850.04001
Workorder #: 1301399BR1

Dear Ms. Elizabeth Kunkel

The following report includes the data for the above referenced project for sample(s) received on 1/24/2013 at Air Toxics Ltd.

The data and associated QC analyzed by Modified ASTM D-1945 are compliant with the project requirements or laboratory criteria with the exception of the deviations noted in the attached case narrative.

Thank you for choosing Air Toxics Ltd. for your air analysis needs. Air Toxics Ltd. is committed to providing accurate data of the highest quality. Please feel free to contact the Project Manager: Kelly Buettner at 916-985-1000 if you have any questions regarding the data in this report.

Regards,

Kelly Buettner
Project Manager

Reviewed
on
2/18/2013

eurofins | Air Toxics

WORK ORDER #: 1301399BR1

Work Order Summary

CLIENT:	Ms. Elizabeth Kunkel URS Corporation 1001 Highlands Plaza Dr. West Suite 300 St. Louis, MO 63110	**BILL TO:**	Accounts Payable Austin URS Corporation P.O. BOX 203970 Austin, TX 78720-1088
PHONE:	314-743-4179	**P.O. #**	21562735.00013
FAX:		**PROJECT #**	21562850.04001 Roxana Soil Vapor
DATE RECEIVED:	01/24/2013	**CONTACT:**	Kelly Buettner
DATE COMPLETED:	01/24/2013		
DATE REISSUED:	02/12/2013		

FRACTION #	NAME	TEST	RECEIPT VAC./PRES.	FINAL PRESSURE
01A	VMP-1-5-012313-R	Modified ASTM D-1945	4.0 "Hg	15 psi
02A	VMP-1-8.5-012313-R	Modified ASTM D-1945	4.0 "Hg	15 psi
03A	VMP-1-23.5-012313-R	Modified ASTM D-1945	6.5 "Hg	15 psi
04A	VMP-1-38.5-012313-R	Modified ASTM D-1945	4.5 "Hg	15 psi
05A	VMP-47-5-012313-R	Modified ASTM D-1945	5.0 "Hg	15 psi
06A	VMP-47-10-012313-R	Modified ASTM D-1945	5.0 "Hg	15 psi
07A	VMP-47-20-012313-R	Modified ASTM D-1945	4.5 "Hg	15 psi
08A	VMP-47-30-012313-R	Modified ASTM D-1945	4.5 "Hg	15 psi
09A	Lab Blank	Modified ASTM D-1945	NA	NA
09B	Lab Blank	Modified ASTM D-1945	NA	NA
10A	LCS	Modified ASTM D-1945	NA	NA
10AA	LCSD	Modified ASTM D-1945	NA	NA

CERTIFIED BY: Heidi Hayes DATE: 02/12/13

Technical Director

Certification numbers: AZ Licensure AZ0775, CA NELAP - 12282CA, NY NELAP - 11291, TX NELAP - T104704434-12-4, UT NELAP CA009332012-3, WA NELAP - C935
Name of Accrediting Agency: NELAP/ORELAP (Oregon Environmental Laboratory Accreditation Program)
Accreditation number: CA300005, Effective date: 10/18/2012, Expiration date: 10/17/2013.
Eurofins Air Toxics Ltd. certifies that the test results contained in this report meet all requirements of the NELAC standards

This report shall not be reproduced, except in full, without the written approval of Eurofins Air Toxics, Inc.

180 BLUE RAVINE ROAD, SUITE B FOLSOM, CA - 9563
(916) 985-1000 . (800) 985-5955 . FAX (916) 985-1020

LABORATORY NARRATIVE
Modified ASTM D-1945
URS Corporation
Workorder# 1301399BR1

Eight 1 Liter Summa Canister samples were received on January 24, 2013. The laboratory performed analysis via modified ASTM Method D-1945 for Methane and fixed gases in natural gas using GC/FID or GC/TCD. The method involves direct injection of 1.0 mL of sample.

On the analytical column employed for this analysis, Oxygen coelutes with Argon. The corresponding peak is quantitated as Oxygen.

Since Nitrogen is used to pressurize samples, the reported Nitrogen values are calculated by adding all the sample components and subtracting from 100%.

Method modifications taken to run these samples are summarized in the table below. Specific project requirements may over-ride the ATL modifications.

Requirement	*ASTM D-1945*	*ATL Modifications*
Normalization	Sum of original values should not differ from 100.0% by more than 1.0%.	Sum of original values may range between 85-115%. Normalization of data not performed.
Sample analysis	Equilibrate samples to 20-50° F. above source temperature at field sampling	No heating of samples is performed.
Sample calculation	Response factor is calculated using peak height for C5 and lighter compounds.	Peak areas are used for all target analytes to quantitate concentrations.
Reference Standard	Concentration should not be < half of nor differ by more than 2 X the concentration of the sample. Run 2 consecutive checks; must agree within 1%.	A minimum 3-point linear calibration is performed. The acceptance criterion is %RSD </= 15%. All target analytes must be within the linear range of calibration (with the exception of O2, N2, and C6+ Hydrocarbons).
Sample Injection Volume	0.50 mL to achieve Methane linearity.	1.0 mL.

Receiving Notes

There were no receiving discrepancies.

Analytical Notes

As per project specific client request the laboratory has reported estimated values for target compound hits that are below the Reporting Limit but greater than the Method Detection Limit. Concentrations that are below the level at which the canister was certified may be false positives.

Due to the linear calibration range of the instrument, the reporting limit for Carbon Monoxide was raised from 0.01 % to 0.05 %.

THE WORKORDER WAS REISSUED ON 02/12/13 TO REPORT ADDITIONAL COMPOUNDS FOR VMP-1-5-012313-R, VMP-1-8.5-012313-R, VMP-1-23.5-012313-R, VMP-1-38.5-012313-R, VMP-47-5-012313-R, VMP-47-10-012313-R, VMP-47-20-012313-R and VMP-47-30-012313-R PER CLIENT REQUEST.

Definition of Data Qualifying Flags

Six qualifiers may have been used on the data analysis sheets and indicate as follows:
J - Estimated value.
E - Exceeds instrument calibration range.
S - Saturated peak.
Q - Exceeds quality control limits.
U - Compound analyzed for but not detected above the detection limit.
M - Reported value may be biased due to apparent matrix interferences.

File extensions may have been used on the data analysis sheets and indicates as follows:
a-File was requantified
b-File was quantified by a second column and detector
r1-File was requantified for the purpose of reissue

eurofins | Air Toxics

Summary of Detected Compounds
NATURAL GAS ANALYSIS BY MODIFIED ASTM D-1945

Client Sample ID: VMP-1-5-012313-R

Lab ID#: 1301399BR1-01A

Compound	Rpt. Limit (%)	Amount (%)
Oxygen	0.23	16
Nitrogen	0.23	78
Methane	0.00023	2.0
Carbon Dioxide	0.023	3.1
Ethane	0.0023	0.00074 J
Propane	0.0023	0.00055 J
Isobutane	0.0023	0.026
Butane	0.0023	0.28
Neopentane	0.0023	0.0015 J
Isopentane	0.0023	0.097
Pentane	0.0023	0.028
C6+	0.023	0.054

Client Sample ID: VMP-1-8.5-012313-R

Lab ID#: 1301399BR1-02A

Compound	Rpt. Limit (%)	Amount (%)
Oxygen	0.23	16
Nitrogen	0.23	81
Methane	0.00023	0.081
Carbon Dioxide	0.023	3.3
Isobutane	0.0023	0.00077 J
Butane	0.0023	0.0085
Isopentane	0.0023	0.0029
Pentane	0.0023	0.00083 J
C6+	0.023	0.0014 J

Client Sample ID: VMP-1-23.5-012313-R

Lab ID#: 1301399BR1-03A

Compound	Rpt. Limit (%)	Amount (%)
Oxygen	0.26	4.8
Nitrogen	0.26	76

eurofins | Air Toxics

Summary of Detected Compounds
NATURAL GAS ANALYSIS BY MODIFIED ASTM D-1945

Client Sample ID: VMP-1-23.5-012313-R

Lab ID#: 1301399BR1-03A

Methane	0.00026	7.8
Carbon Dioxide	0.026	8.5
Ethane	0.0026	0.0035
Propane	0.0026	0.0029
Isobutane	0.0026	0.14
Butane	0.0026	1.3
Neopentane	0.0026	0.0085
Isopentane	0.0026	0.53
Pentane	0.0026	0.13
C6+	0.026	0.29

Client Sample ID: VMP-1-38.5-012313-R

Lab ID#: 1301399BR1-04A

Compound	Rpt. Limit (%)	Amount (%)
Oxygen	0.24	14
Nitrogen	0.24	75
Methane	0.00024	6.0
Carbon Dioxide	0.024	3.2
Ethane	0.0024	0.0021 J
Propane	0.0024	0.0016 J
Isobutane	0.0024	0.074
Butane	0.0024	0.81
Neopentane	0.0024	0.0042
Isopentane	0.0024	0.28
Pentane	0.0024	0.081
C6+	0.024	0.16

Client Sample ID: VMP-47-5-012313-R

Lab ID#: 1301399BR1-05A

Compound	Rpt. Limit (%)	Amount (%)
Oxygen	0.24	1.7
Nitrogen	0.24	83

eurofins | Air Toxics

Summary of Detected Compounds
NATURAL GAS ANALYSIS BY MODIFIED ASTM D-1945

Client Sample ID: VMP-47-5-012313-R

Lab ID#: 1301399BR1-05A

Methane	0.00024	3.9
Carbon Dioxide	0.024	11
Ethane	0.0024	0.0012 J
Propane	0.0024	0.0016 J
Isobutane	0.0024	0.052
Butane	0.0024	0.24
Neopentane	0.0024	0.0035
Isopentane	0.0024	0.18
Pentane	0.0024	0.021
C6+	0.024	0.12

Client Sample ID: VMP-47-10-012313-R

Lab ID#: 1301399BR1-06A

Compound	Rpt. Limit (%)	Amount (%)
Oxygen	0.24	2.5
Nitrogen	0.24	86
Methane	0.00024	0.14
Carbon Dioxide	0.024	11
Propane	0.0024	0.000089 J
Isobutane	0.0024	0.0052
Butane	0.0024	0.014
Neopentane	0.0024	0.00067 J
Isopentane	0.0024	0.017
Pentane	0.0024	0.0013 J
C6+	0.024	0.013 J

Client Sample ID: VMP-47-20-012313-R

Lab ID#: 1301399BR1-07A

Compound	Rpt. Limit (%)	Amount (%)
Oxygen	0.24	1.5
Nitrogen	0.24	84
Methane	0.00024	2.1

eurofins | Air Toxics

Summary of Detected Compounds
NATURAL GAS ANALYSIS BY MODIFIED ASTM D-1945

Client Sample ID: VMP-47-20-012313-R

Lab ID#: 1301399BR1-07A

Carbon Dioxide	0.024	12
Ethane	0.0024	0.00061 J
Propane	0.0024	0.0010 J
Isobutane	0.0024	0.037
Butane	0.0024	0.19
Neopentane	0.0024	0.0025
Isopentane	0.0024	0.13
Pentane	0.0024	0.017
C6+	0.024	0.083

Client Sample ID: VMP-47-30-012313-R

Lab ID#: 1301399BR1-08A

Compound	Rpt. Limit (%)	Amount (%)
Oxygen	0.24	1.4
Nitrogen	0.24	82
Methane	0.00024	4.9
Carbon Dioxide	0.024	11
Ethane	0.0024	0.0014 J
Propane	0.0024	0.0018 J
Isobutane	0.0024	0.056
Butane	0.0024	0.26
Neopentane	0.0024	0.0046
Isopentane	0.0024	0.19
Pentane	0.0024	0.023
C6+	0.024	0.12

eurofins | Air Toxics

Client Sample ID: VMP-1-5-012313-R

Lab ID#: 1301399BR1-01A

NATURAL GAS ANALYSIS BY MODIFIED ASTM D-1945

File Name:	**9012407r1**	**Date of Collection:**	**1/23/13 11:40:00 AM**
Dil. Factor:	**2.33**	**Date of Analysis:**	**1/24/13 09:55 AM**

Compound	Rpt. Limit (%)	Amount (%)
Oxygen	0.23	16
Nitrogen	0.23	78
Carbon Monoxide	0.12	Not Detected
Methane	0.00023	2.0
Carbon Dioxide	0.023	3.1
Ethane	0.0023	0.00074 J
Ethene	0.0023	Not Detected
Acetylene	0.0023	Not Detected
Propane	0.0023	0.00055 J
Isobutane	0.0023	0.026
Butane	0.0023	0.28
Neopentane	0.0023	0.0015 J
Isopentane	0.0023	0.097
Pentane	0.0023	0.028
C6+	0.023	0.054
Helium	0.12	Not Detected

J = Estimated value.

Container Type: 1 Liter Summa Canister

eurofins | Air Toxics

Client Sample ID: VMP-1-8.5-012313-R

Lab ID#: 1301399BR1-02A

NATURAL GAS ANALYSIS BY MODIFIED ASTM D-1945

File Name:	**9012406r1**	**Date of Collection:**	**1/23/13 11:45:00 AM**
Dil. Factor:	**2.33**	**Date of Analysis:**	**1/24/13 09:33 AM**

Compound	Rpt. Limit (%)	Amount (%)
Oxygen	0.23	16
Nitrogen	0.23	81
Carbon Monoxide	0.12	Not Detected
Methane	0.00023	0.081
Carbon Dioxide	0.023	3.3
Ethane	0.0023	Not Detected
Ethene	0.0023	Not Detected
Acetylene	0.0023	Not Detected
Propane	0.0023	Not Detected
Isobutane	0.0023	0.00077 J
Butane	0.0023	0.0085
Neopentane	0.0023	Not Detected
Isopentane	0.0023	0.0029
Pentane	0.0023	0.00083 J
C6+	0.023	0.0014 J
Helium	0.12	Not Detected

J = Estimated value.

Container Type: 1 Liter Summa Canister

eurofins | Air Toxics

Client Sample ID: VMP-1-23.5-012313-R

Lab ID#: 1301399BR1-03A

NATURAL GAS ANALYSIS BY MODIFIED ASTM D-1945

File Name:	**9012408r1**	**Date of Collection:**	**1/23/13 12:05:00 PM**
Dil. Factor:	**2.58**	**Date of Analysis:**	**1/24/13 10:17 AM**

Compound	Rpt. Limit (%)	Amount (%)
Oxygen	0.26	4.8
Nitrogen	0.26	76
Carbon Monoxide	0.13	Not Detected
Methane	0.00026	7.8
Carbon Dioxide	0.026	8.5
Ethane	0.0026	0.0035
Ethene	0.0026	Not Detected
Acetylene	0.0026	Not Detected
Propane	0.0026	0.0029
Isobutane	0.0026	0.14
Butane	0.0026	1.3
Neopentane	0.0026	0.0085
Isopentane	0.0026	0.53
Pentane	0.0026	0.13
C6+	0.026	0.29
Helium	0.13	Not Detected

Container Type: 1 Liter Summa Canister

eurofins | Air Toxics

Client Sample ID: VMP-1-38.5-012313-R

Lab ID#: 1301399BR1-04A

NATURAL GAS ANALYSIS BY MODIFIED ASTM D-1945

File Name:	**9012409r1**	**Date of Collection:**	**1/23/13 12:10:00 PM**
Dil. Factor:	**2.38**	**Date of Analysis:**	**1/24/13 10:42 AM**

Compound	Rpt. Limit (%)	Amount (%)
Oxygen	0.24	14
Nitrogen	0.24	75
Carbon Monoxide	0.12	Not Detected
Methane	0.00024	6.0
Carbon Dioxide	0.024	3.2
Ethane	0.0024	0.0021 J
Ethene	0.0024	Not Detected
Acetylene	0.0024	Not Detected
Propane	0.0024	0.0016 J
Isobutane	0.0024	0.074
Butane	0.0024	0.81
Neopentane	0.0024	0.0042
Isopentane	0.0024	0.28
Pentane	0.0024	0.081
C6+	0.024	0.16
Helium	0.12	Not Detected

J = Estimated value.

Container Type: 1 Liter Summa Canister

eurofins | Air Toxics

Client Sample ID: VMP-47-5-012313-R

Lab ID#: 1301399BR1-05A

NATURAL GAS ANALYSIS BY MODIFIED ASTM D-1945

File Name:	**9012410r1**	**Date of Collection:**	**1/23/13 12:35:00 PM**
Dil. Factor:	**2.42**	**Date of Analysis:**	**1/24/13 11:08 AM**

Compound	Rpt. Limit (%)	Amount (%)
Oxygen	0.24	1.7
Nitrogen	0.24	83
Carbon Monoxide	0.12	Not Detected
Methane	0.00024	3.9
Carbon Dioxide	0.024	11
Ethane	0.0024	0.0012 J
Ethene	0.0024	Not Detected
Acetylene	0.0024	Not Detected
Propane	0.0024	0.0016 J
Isobutane	0.0024	0.052
Butane	0.0024	0.24
Neopentane	0.0024	0.0035
Isopentane	0.0024	0.18
Pentane	0.0024	0.021
C6+	0.024	0.12
Helium	0.12	Not Detected

J = Estimated value.

Container Type: 1 Liter Summa Canister

eurofins | Air Toxics

Client Sample ID: VMP-47-10-012313-R

Lab ID#: 1301399BR1-06A

NATURAL GAS ANALYSIS BY MODIFIED ASTM D-1945

File Name:	**9012411r1**	**Date of Collection:**	**1/23/13 12:40:00 PM**
Dil. Factor:	**2.42**	**Date of Analysis:**	**1/24/13 11:30 AM**

Compound	Rpt. Limit (%)	Amount (%)
Oxygen	0.24	2.5
Nitrogen	0.24	86
Carbon Monoxide	0.12	Not Detected
Methane	0.00024	0.14
Carbon Dioxide	0.024	11
Ethane	0.0024	Not Detected
Ethene	0.0024	Not Detected
Acetylene	0.0024	Not Detected
Propane	0.0024	0.000089 J
Isobutane	0.0024	0.0052
Butane	0.0024	0.014
Neopentane	0.0024	0.00067 J
Isopentane	0.0024	0.017
Pentane	0.0024	0.0013 J
C6+	0.024	0.013 J
Helium	0.12	Not Detected

J = Estimated value.

Container Type: 1 Liter Summa Canister

eurofins | Air Toxics

Client Sample ID: VMP-47-20-012313-R

Lab ID#: 1301399BR1-07A

NATURAL GAS ANALYSIS BY MODIFIED ASTM D-1945

File Name:	**9012412r1**	**Date of Collection:**	**1/23/13 12:50:00 PM**
Dil. Factor:	**2.38**	**Date of Analysis:**	**1/24/13 12:03 PM**

Compound	Rpt. Limit (%)	Amount (%)
Oxygen	0.24	1.5
Nitrogen	0.24	84
Carbon Monoxide	0.12	Not Detected
Methane	0.00024	2.1
Carbon Dioxide	0.024	12
Ethane	0.0024	0.00061 J
Ethene	0.0024	Not Detected
Acetylene	0.0024	Not Detected
Propane	0.0024	0.0010 J
Isobutane	0.0024	0.037
Butane	0.0024	0.19
Neopentane	0.0024	0.0025
Isopentane	0.0024	0.13
Pentane	0.0024	0.017
C6+	0.024	0.083
Helium	0.12	Not Detected

J = Estimated value.

Container Type: 1 Liter Summa Canister

eurofins | Air Toxics

Client Sample ID: VMP-47-30-012313-R

Lab ID#: 1301399BR1-08A

NATURAL GAS ANALYSIS BY MODIFIED ASTM D-1945

File Name:	**9012413r1**	**Date of Collection:**	**1/23/13 1:00:00 PM**
Dil. Factor:	**2.38**	**Date of Analysis:**	**1/24/13 12:29 PM**

Compound	Rpt. Limit (%)	Amount (%)
Oxygen	0.24	1.4
Nitrogen	0.24	82
Carbon Monoxide	0.12	Not Detected
Methane	0.00024	4.9
Carbon Dioxide	0.024	11
Ethane	0.0024	0.0014 J
Ethene	0.0024	Not Detected
Acetylene	0.0024	Not Detected
Propane	0.0024	0.0018 J
Isobutane	0.0024	0.056
Butane	0.0024	0.26
Neopentane	0.0024	0.0046
Isopentane	0.0024	0.19
Pentane	0.0024	0.023
C6+	0.024	0.12
Helium	0.12	Not Detected

J = Estimated value.

Container Type: 1 Liter Summa Canister

eurofins | Air Toxics

Client Sample ID: Lab Blank

Lab ID#: 1301399BR1-09A

NATURAL GAS ANALYSIS BY MODIFIED ASTM D-1945

File Name:	**9012405a**	**Date of Collection: NA**	
Dil. Factor:	**1.00**	**Date of Analysis: 1/24/13 09:05 AM**	

Compound	Rpt. Limit (%)	Amount (%)
Oxygen	0.10	Not Detected
Nitrogen	0.10	0.078 J
Carbon Monoxide	0.050	Not Detected
Methane	0.00010	Not Detected
Carbon Dioxide	0.010	Not Detected
Ethane	0.0010	Not Detected
Ethene	0.0010	Not Detected
Acetylene	0.0010	Not Detected
Propane	0.0010	Not Detected
Isobutane	0.0010	Not Detected
Butane	0.0010	Not Detected
Neopentane	0.0010	Not Detected
Isopentane	0.0010	Not Detected
Pentane	0.0010	Not Detected
C6+	0.010	Not Detected

J = Estimated value.

Container Type: NA - Not Applicable

eurofins | Air Toxics

Client Sample ID: Lab Blank

Lab ID#: 1301399BR1-09B

NATURAL GAS ANALYSIS BY MODIFIED ASTM D-1945

File Name:	9012403b	Date of Collection: NA	
Dil. Factor:	1.00	Date of Analysis: 1/24/13 08:15 AM	

Compound	Rpt. Limit (%)	Amount (%)
Helium	0.050	Not Detected

Container Type: NA - Not Applicable

eurofins | Air Toxics

Client Sample ID: LCS

Lab ID#: 1301399BR1-10A

NATURAL GAS ANALYSIS BY MODIFIED ASTM D-1945

File Name:	**9012402**	**Date of Collection: NA**	
Dil. Factor:	**1.00**	**Date of Analysis: 1/24/13 07:44 AM**	

Compound	%Recovery
Oxygen	100
Nitrogen	100
Carbon Monoxide	101
Methane	90
Carbon Dioxide	101
Ethane	92
Ethene	89
Acetylene	91
Propane	94
Isobutane	95
Butane	93
Neopentane	94
Isopentane	93
Pentane	93
C6+	92
Helium	99

Container Type: NA - Not Applicable

eurofins | Air Toxics

Client Sample ID: LCSD

Lab ID#: 1301399BR1-10AA

NATURAL GAS ANALYSIS BY MODIFIED ASTM D-1945

File Name:	**9012414**	**Date of Collection: NA**	
Dil. Factor:	**1.00**	**Date of Analysis: 1/24/13 01:08 PM**	

Compound	%Recovery
Oxygen	101
Nitrogen	100
Carbon Monoxide	102
Methane	97
Carbon Dioxide	101
Ethane	99
Ethene	96
Acetylene	97
Propane	101
Isobutane	102
Butane	100
Neopentane	101
Isopentane	99
Pentane	99
C6+	98
Helium	101

Container Type: NA - Not Applicable

1301399

Shell Oil Products Chain Of Custody Record

URS

Air Toxics LTD.
Project Name: Roxana Soil Vapor
Project # 21562850.04001
Lab Vendor #

Please Check Appropriate Box:
☑ ENV. SERVICES ☐ MOTIVA RETAIL ☐ SHELL RETAIL
☐ MOTIVA SD&CM ☐ CONSULTANT ☐ LUBES
☐ SHELL PIPELINE ☐ OTHER

Print Bill To Contact Name: Robert Mooshegian
INCIDENT # (ENV SERVICES): 9 7 2 1 6 6 4 0 ☐ CHECK IF NO INCIDENT # APPLIES
RO #:
SAP #: 3 4 0 0 6 1
DATE: 01/23/13 1/23/13
PAGE: 1 of 1

SAMPLING COMPANY: URS CORPORATION
LOG CODE:
SITE ADDRESS, Street and City: 900 SOUTH CENTRAL AVE -- ROXANA
State: IL
GLOBAL ID NO:
ADDRESS: 1001 HIGHLANDS PLAZA DRIVE WEST - SUITE 300 ST LOUIS, MO 63110
PROJECT MANAGER (DELIVERABLE TO Name, Company, Office Location): Elizabeth Kunkel, URS, St. Louis
PHONE NO.: 314-743-4179
E-MAIL: Elizabeth_Kunkel@URSCorp.com
CONSULTANT PROJECT NAME: Roxana Soil Vapor
Attention: M. Curner, E. Arthur
Attorney Address: Air Toxics, LTD 180 Blue Ravine Road, Suite B Folsom, CA 95630-4719
TELEPHONE: 314-429-0100
FAX: 314-429-0462
RE To Contact E-MAIL: Robert.Mooshegian@urs.com

TURNAROUND TIME (CALENDAR DAYS): SAME DAY
☐ STANDARD (14 DAY) ☐ 5 DAYS ☐ 3 DAYS ☐ 2 DAYS ☐ 24 HOURS ☐ RESULTS NEEDED ON WEEKEND

REQUESTED ANALYSIS

☐ LA - RWQCB REPORT FORMAT ☑ UST AGENCY:
DELIVERABLES ☐ LEVEL 1 ☐ LEVEL 2 ☐ LEVEL 3 ☑ LEVEL 4 ☐ OTHER (SPECIFY)

☑ SHELL CONTRACT RATE APPLIES
☐ STATE REIMBURSEMENT RATE APPLIES
☐ EDD NOT NEEDED
☑ RECEIPT VERIFICATION REQUESTED

Turn Around Time: ☐ Normal ☑ Rush SAME DAY Specify

Lab Use Only
Pressurized by:
Date:
Pressurization Gas: N_2 He

Lab Use Only	Field Sample Identification	SAMPLING DATE	SAMPLING TIME	Canister Number	Canister Pressure/Vacuum Initial	Final	Receipt	Final (psi)	Modified TO-15 + Butane & Isopentane	ASTM D-1946 + Hellium	ASTM D-1946					
01A	VMP-1-5-012313-R	01/23/13	1140	37733	-29	-6			X	X						
02A	VMP-1-8.5-012313-R	01/23/13	1145	34589	-29.5	-6			X	X						
03A	VMP-1-23.5-012313-R	01/23/13	1205	37364	-30	-8.5			X	X						
04A	VMP-1-38.5-012313-R	01/23/13	1210	1040	-30	-5			X	X						
05A	VMP-47-5-012313-R	01/23/13	1235	3007	-30	-6			X	X						
06A	VMP-47-10-012313-R	01/23/13	1240	8004	-30	-6			X	X						
07A	VMP-47-20-012313-R	01/23/13	1250	9314	-30	-6			X	X						
08A	VMP-47-30-012313-R	01/23/13	1300	94909	-30	-6.5			X	X						

ADDITIONAL NOTES:
- Same day turn around time
- Report results between MDL and RL
- Level IV ECVP

		Date	Time
Relinquished by (Signature)	Received by: (Signature) FEDEX	1/23/13	1730
Relinquished by (Signature)	Received by: (Signature) Fedex	1/24/13	0740
Relinquished by (Signature)	Received by: (Signature) Custody Seal Intact? (Y) N None Temp N/A	Date	Time

06/2005 Revision

Roxana Soil Vapor Quarterly – 1st Quarter 2013 Data Review

Laboratory SDG: 1301501A,B

Data Reviewer: Alan Fleisher

Peer Reviewer: Elizabeth Kunkel

Date Reviewed: 3/19/2013

Guidance: USEPA National Functional Guidelines for Superfund Organic Methods Data Review 2008

Sample Identification	Sample Identification
VMP-5-5-012513	VMP-5-12.5-012413
VMP-5-31-012413	VMP-5-40-012513
VMP-5-40-012513-Dup	VMP-8-5-012413
VMP-8-9.5-012413	VMP-8-9.5-012413-Dup
VMP-8-23.5-012413	VMP-18-8.5-012313

1.0 Data Package Completeness

Were all items delivered as specified in the QAPP and COC as appropriate?

Yes

2.0 Laboratory Case Narrative \ Cooler Receipt Form

Were problems noted in the laboratory case narrative or cooler receipt form?

Yes, the laboratory case narrative indicated samples VMP-5-31-012413, VMP-5-40-012513, and VMP-5-40-012513-Dup were diluted due to high levels of target analytes. Although not indicated in the laboratory case narrative, analytes were detected in the method blank. The TO-15 LCSD recoveries for 1,2,4-trichlorobenzene were outside evaluation criteria. The difference in butane results for the field duplicate pair, VMP-5-40-012513/VMP-5-40-012513-Dup was greater than (2X) the reporting level; therefore, results were qualified as estimated. CCV recoveries for 1,2,4-trimethylbenzene were outside evaluation criteria. These issues are addressed further in the appropriate sections below.

No issues or discrepancies were noted in the cooler receipt form.

3.0 Holding Times

Were samples extracted/analyzed within applicable limits?

Yes

4.0 Blank Contamination

Were any analytes detected in the Blanks?

Yes

Blank ID	Parameter	Analyte	Concentration/ Amount
1301501A-11A	TO-15	Trichloroethene	0.14 ppbv / 0.78 µg/m^3
1301501A-11A	TO-15	2-Hexanone	0.21 ppbv / 0.85 µg/m^3
1301501A-11A	TO-15	Styrene	0.067 ppbv / 0.29 µg/m^3
1301501A-11A	TO-15	1,1,2,2-Tetrachloroethane	0.10 ppbv / 0.69 µg/m^3
1301501A-11A	TO-15	Propylbenzene	0.060 ppbv / 0.29 µg/m^3
1301501A-11A	TO-15	1,2,4-Trimethylbenzene	0.090 ppbv / 0.44 µg/m^3
1301501A-11A	TO-15	1,3-Dichlorobenzene	0.15 ppbv / 0.92 µg/m^3
1301501A-11A	TO-15	1,4-Dichlorobenzene	0.24 ppbv / 1.5 µg/m^3
1301501A-11A	TO-15	alpha-Chlorotoluene	0.15 ppbv / 0.80 µg/m^3
1301501A-11A	TO-15	1,2-Dichlorobenzene	0.19 ppbv / 1.2 µg/m^3
1301501A-11A	TO-15	1,2,4-Trichlorobenzene	0.74 ppbv / 5.5 µg/m^3
1301501A-11B	TO-15	Carbon disulfide	0.39 ppbv / 1.2 µg/m^3
1301501A-11B	TO-15	Methylene chloride	0.20 ppbv / 0.70 µg/m^3
1301501A-11B	TO-15	1,2-Dichloroethane	0.087 ppbv / 0.35 µg/m^3
1301501A-11B	TO-15	cis-1,3-Dichloropropene	0.10 ppbv / 0.48 µg/m^3
1301501A-11B	TO-15	trans-1,3-Dichloropropene	0.18 ppbv / 0.80 µg/m^3
1301501A-11B	TO-15	Tetrachloroethene	0.067 ppbv / 0.46 µg/m^3
1301501A-11B	TO-15	1,2-Dibromoethane (EDB)	0.16 ppbv / 1.2 µg/m^3
1301501A-11B	TO-15	Chlorobenzene	0.12 ppbv / 0.54 µg/m^3
1301501A-11B	TO-15	1,1,2,2-Tetrachloroethane	0.15 ppbv / 1.0 µg/m^3
1301501A-11B	TO-15	Propylbenzene	0.12 ppbv / 0.57 µg/m^3
1301501A-11B	TO-15	4-Ethyltoluene	0.11 ppbv / 0.55 µg/m^3
1301501A-11B	TO-15	1,2,4-Trimethylbenzene	0.095 ppbv / 0.47 µg/m^3
1301501A-11B	TO-15	1,3-Dichlorobenzene	0.28 ppbv / 1.7 µg/m^3
1301501A-11B	TO-15	1,4-Dichlorobenzene	0.27 ppbv / 1.6 µg/m^3
1301501A-11B	TO-15	alpha-Chlorotoluene	0.15 ppbv / 0.77 µg/m^3
1301501A-11B	TO-15	1,2-Dichlorobenzene	0.25 ppbv / 1.5 µg/m^3
1301501A-11B	TO-15	1,2,4-Trichlorobenzene	0.70 ppbv / 5.2 µg/m^3
1301501A-11B	TO-15	Hexachlorobutadiene	0.42 ppbv / 4.5 µg/m^3
1301501B-11A	Natural gases	Oxygen	0.031%
1301501B-11A	Natural gases	Nitrogen	0.084%

Qualifications due to blank contamination are included in the table below. Analytical data that were reported non-detect or at concentrations greater than five times (5X) the associated blank concentration did not require qualification.

Sample ID	Parameter	Analyte	New Reporting Limit (RL)	Qualification
VMP-8-5-012413	TO-15	Methylene chloride	-	**U**
VMP-8-5-012413	TO-15	1,4-Dichlorobenzene	-	**U**
VMP-8-9.5-012413	TO-15	Methylene chloride	-	**U**
VMP-8-9.5-012413	TO-15	Tetrachloroethene	-	**U**
VMP-8-9.5-012413	TO-15	1,4-Dichlorobenzene	-	**U**
VMP-8-9.5-012413-Dup	TO-15	Methylene chloride	-	**U**

Sample ID	Parameter	Analyte	New Reporting Limit (RL)	Qualification
VMP-8-9.5-012413-Dup	TO-15	Tetrachloroethene	-	**U**
VMP-8-23.5-012413	TO-15	Carbon disulfide	-	**U**
VMP-8-23.5-012413	TO-15	Methylene chloride	-	**U**
VMP-18-18.5-012313	TO-15	Methylene chloride	-	**U**

5.0 Laboratory Control Sample

Were LCS recoveries within evaluation criteria?

No

LCS/LCSD ID	Parameter	Analyte	LCS/LCSD Recovery	LCS/ LCSD RPD	LCS/LCSD /RPD Criteria
1301501A-13A/AA	TO-15	1,2,4-Trichlorobenzene	70**/69**	1	70-130/25
1301501A-13B/BB	TO-15	1,2,4-Trichlorobenzene	129/**131**	2	70-130/25

Analytical data that required qualification based on LCS data are included in the table below. Analytical data reported as non-detect and associated with LCS recoveries above evaluation criteria, indicating a possible high bias, did not require qualification.

Sample ID	Parameter	Analyte	Qualification
VMP-5-5-012513	TO-15	1,2,4-Trichlorobenzene	**UJ**
VMP-5-12.5-012413	TO-15	1,2,4-Trichlorobenzene	**UJ**
VMP-5-31-012413	TO-15	1,2,4-Trichlorobenzene	**UJ**

6.0 Surrogate Recoveries

Were surrogate recoveries within evaluation criteria?

Yes

7.0 Matrix Spike and Matrix Spike Duplicate Recoveries

Were MS/MSD samples analyzed as part of this SDG?

MS/MSD samples are not applicable for vapor samples, due to the inability to spike the samples.

8.0 Laboratory Duplicate Results

Were laboratory duplicate samples collected as part of this SDG?

No

9.0 Field Duplicate Results

Were field duplicate samples collected as part of this SDG?

Yes

Field ID	Field Duplicate ID
VMP-5-40-012513	VMP-5-40-012513-Dup
VMP-8-9.5-012413	VMP-8-9.5-012413-Dup

Were field duplicate sample RPDs within evaluation criteria?

No

Field ID	Field Duplicate ID	Parameter	Analyte	RPD	Qualification
VMP-5-40-012513	VMP-5-40-012513-Dup	TO-15	Butane	**>2X RL**	**J/J**

10.0 Sample Dilutions

For samples that were diluted and nondetect, were undiluted results also reported?

Not applicable; analytes were detected in samples that were diluted.

11.0 Additional Qualifications

Were additional qualifications applied?

Yes, continuing calibration verification (CCV) recoveries listed in the table below were above evaluation criteria.

CCV ID	Parameter	Analyte	CCV Recovery	CCV Criteria
1301501A-12B	TO-15	1,2,4-Trimethylbenzene	**131**	70-130

Analytical data reported as non-detect and associated with CCV recoveries above evaluation criteria, indicating a possible high bias, did not require qualification. No qualification of data was required.

eurofins | Air Toxics

2/11/2013
Ms. Elizabeth Kunkel
URS Corporation
1001 Highlands Plaza Dr. West
Suite 300
St. Louis MO 63110

Project Name: Roxana Soil Vapor
Project #: 21562850.04001
Workorder #: 1301501A

Dear Ms. Elizabeth Kunkel

The following report includes the data for the above referenced project for sample(s) received on 1/28/2013 at Air Toxics Ltd.

The data and associated QC analyzed by Modified TO-15 are compliant with the project requirements or laboratory criteria with the exception of the deviations noted in the attached case narrative.

Thank you for choosing Air Toxics Ltd. for your air analysis needs. Air Toxics Ltd. is committed to providing accurate data of the highest quality. Please feel free to contact the Project Manager: Kelly Buettner at 916-985-1000 if you have any questions regarding the data in this report.

Regards,

Kelly Buettner

Project Manager

REVIEWED
ON
3/18/13

eurofins | Air Toxics

WORK ORDER #: 1301501A

Work Order Summary

CLIENT:	Ms. Elizabeth Kunkel URS Corporation 1001 Highlands Plaza Dr. West Suite 300 St. Louis, MO 63110	**BILL TO:**	Accounts Payable Austin URS Corporation P.O. BOX 203970 Austin, TX 78720-1088
PHONE:	314-743-4179	**P.O. #**	21562735.00013
FAX:		**PROJECT #**	21562850.04001 Roxana Soil Vapor
DATE RECEIVED:	01/28/2013	**CONTACT:**	Kelly Buettner
DATE COMPLETED:	02/11/2013		

FRACTION #	NAME	TEST	RECEIPT VAC./PRES.	FINAL PRESSURE
01A	VMP-5-5-012513	Modified TO-15	7.0 "Hg	15 psi
02A	VMP-5-12.5-012413	Modified TO-15	6.5 "Hg	15 psi
03A	VMP-5-31-012413	Modified TO-15	6.0 "Hg	15 psi
04A	VMP-5-40-012513	Modified TO-15	6.5 "Hg	15 psi
05A	VMP-5-40-012513-Dup	Modified TO-15	6.0 "Hg	15 psi
06A	VMP-8-5-012413	Modified TO-15	7.5 "Hg	15 psi
07A	VMP-8-9.5-012413	Modified TO-15	6.0 "Hg	15 psi
08A	VMP-8-9.5-012413-Dup	Modified TO-15	7.5 "Hg	15 psi
09A	VMP-8-23.5-012413	Modified TO-15	9.0 "Hg	15 psi
10A	VMP-18-8.5-012313	Modified TO-15	9.0 "Hg	15 psi
11A	Lab Blank	Modified TO-15	NA	NA
11B	Lab Blank	Modified TO-15	NA	NA
12A	CCV	Modified TO-15	NA	NA
12B	CCV	Modified TO-15	NA	NA
13A	LCS	Modified TO-15	NA	NA
13AA	LCSD	Modified TO-15	NA	NA
13B	LCS	Modified TO-15	NA	NA
13BB	LCSD	Modified TO-15	NA	NA

CERTIFIED BY: Heidi Hayes DATE: 02/11/13

Technical Director

Certfication numbers: AZ Licensure AZ0775, CA NELAP - 12282CA, NY NELAP - 11291, TX NELAP - T104704434-12-5, UT NELAP CA009332012-3, WA NELAP - C935
Name of Accrediting Agency: NELAP/ORELAP (Oregon Environmental Laboratory Accreditation Program)
Accreditation number: CA300005, Effective date: 10/18/2011, Expiration date: 10/17/2012.
Eurofins Air Toxics Ltd. certifies that the test results contained in this report meet all requirements of the NELAC standards

This report shall not be reproduced, except in full, without the written approval of Eurofins Air Toxics, Inc.

180 BLUE RAVINE ROAD, SUITE B FOLSOM, CA - 9563
(916) 985-1000 . (800) 985-5955 . FAX (916) 985-1020

eurofins | Air Toxics

LABORATORY NARRATIVE
EPA Method TO-15
URS Corporation
Workorder# 1301501A

Ten 1 Liter Summa Canister samples were received on January 28, 2013. The laboratory performed analysis via EPA Method TO-15 using GC/MS in the full scan mode.

This workorder was independently validated prior to submittal using 'USEPA National Functional Guidelines' as generally applied to the analysis of volatile organic compounds in air. A rules-based, logic driven, independent validation engine was employed to assess completeness, evaluate pass/fail of relevant project quality control requirements and verification of all quantified amounts.

Receiving Notes

There were no receiving discrepancies.

Analytical Notes

As per client project requirements, the laboratory has reported estimated values for target compound hits that are below the Reporting Limit but greater than the Method Detection Limit. Concentrations that are below the level at which the canister was certified may be false positives.

Dilution was performed on samples VMP-5-31-012413, VMP-5-40-012513, and VMP-5-40-012513-Dup due to the presence of high level target species.

All Quality Control Limit exceedances and affected sample results are noted by flags. Each flag is defined at the bottom of this Case Narrative and on each Sample Result Summary page. Target compound non-detects in the samples that are associated with high bias in QC analyses have not been flagged.

Definition of Data Qualifying Flags

Eight qualifiers may have been used on the data analysis sheets and indicates as follows:

B - Compound present in laboratory blank greater than reporting limit (background subtraction not performed).
J - Estimated value.
E - Exceeds instrument calibration range.
S - Saturated peak.
Q - Exceeds quality control limits.
U - Compound analyzed for but not detected above the reporting limit.
UJ- Non-detected compound associated with low bias in the CCV and/or LCS.
N - The identification is based on presumptive evidence.

File extensions may have been used on the data analysis sheets and indicates as follows:
a-File was requantified
b-File was quantified by a second column and detector
r1-File was requantified for the purpose of reissue

eurofins | Air Toxics

Summary of Detected Compounds
EPA METHOD TO-15 GC/MS FULL SCAN

Client Sample ID: VMP-5-5-012513

Lab ID#: 1301501A-01A

Compound	Rpt. Limit (ppbv)	Amount (ppbv)	Rpt. Limit (ug/m3)	Amount (ug/m3)
Freon 12	1.3	0.37 J	6.5	1.8 J
Ethanol	5.3	2.5 J	9.9	4.7 J
Acetone	13	4.9 J	31	12 J
2-Propanol	5.3	80	13	200
2,2,4-Trimethylpentane	1.3	0.43 J	6.2	2.0 J
Benzene	1.3	4.3	4.2	14
Isopentane	5.3	0.98 J	16	2.9 J

Client Sample ID: VMP-5-12.5-012413

Lab ID#: 1301501A-02A

Compound	Rpt. Limit (ppbv)	Amount (ppbv)	Rpt. Limit (ug/m3)	Amount (ug/m3)
Freon 11	1.3	0.21 J	7.2	1.2 J
Ethanol	5.2	2.3 J	9.7	4.3 J
Acetone	13	10 J	31	24 J
2-Propanol	5.2	110	13	270
2,2,4-Trimethylpentane	1.3	1.7	6.0	7.9
Benzene	1.3	0.66 J	4.1	2.1 J
Toluene	1.3	0.20 J	4.9	0.74 J
Isopentane	5.2	0.72 J	15	2.1 J

Client Sample ID: VMP-5-31-012413

Lab ID#: 1301501A-03A

Compound	Rpt. Limit (ppbv)	Amount (ppbv)	Rpt. Limit (ug/m3)	Amount (ug/m3)
Acetone	140	20 J	330	49 J
2-Propanol	56	3100	140	7500
Hexane	14	10 J	49	36 J
Chloroform	14	4.9 J	68	24 J
Cyclohexane	14	4.4 J	48	15 J
2,2,4-Trimethylpentane	14	27	65	130
Butane	56	58	130	140
Isopentane	56	66	160	190

eurofins | Air Toxics

Summary of Detected Compounds
EPA METHOD TO-15 GC/MS FULL SCAN

Client Sample ID: VMP-5-31-012413

Lab ID#: 1301501A-03A

Client Sample ID: VMP-5-40-012513

Lab ID#: 1301501A-04A

Compound	Rpt. Limit (ppbv)	Amount (ppbv)	Rpt. Limit (ug/m3)	Amount (ug/m3)
Acetone	43	150	100	350
2-Propanol	17	760	42	1900
Methylene Chloride	43	3.9 J	150	14 J
Hexane	4.3	7.5	15	26
Chloroform	4.3	8.3	21	40
Cyclohexane	4.3	5.1	15	18
2,2,4-Trimethylpentane	4.3	360	20	1700
Benzene	4.3	1.2 J	14	3.7 J
Heptane	4.3	2.6 J	18	10 J
Butane	17	89	41	210
Isopentane	17	240	51	700

Client Sample ID: VMP-5-40-012513-Dup

Lab ID#: 1301501A-05A

Compound	Rpt. Limit (ppbv)	Amount (ppbv)	Rpt. Limit (ug/m3)	Amount (ug/m3)
Acetone	42	150	100	360
2-Propanol	17	800	41	2000
Methylene Chloride	42	1.5 J	140	5.4 J
Hexane	4.2	3.6 J	15	13 J
Chloroform	4.2	8.8	20	43
Cyclohexane	4.2	1.7 J	14	5.9 J
2,2,4-Trimethylpentane	4.2	370	20	1700
Benzene	4.2	1.2 J	13	3.7 J
Butane	17	44	40	100
Isopentane	17	180	50	530

Client Sample ID: VMP-8-5-012413

Lab ID#: 1301501A-06A

eurofins | Air Toxics

Summary of Detected Compounds
EPA METHOD TO-15 GC/MS FULL SCAN

Client Sample ID: VMP-8-5-012413

Lab ID#: 1301501A-06A

Compound	Rpt. Limit (ppbv)	Amount (ppbv)	Rpt. Limit (ug/m3)	Amount (ug/m3)
Freon 12	1.3	0.50 J	6.6	2.5 J
Freon 11	1.3	0.25 J	7.6	1.4 J
Ethanol	5.4	2.0 J	10	3.8 J
Acetone	13	25	32	60
2-Propanol	5.4	2.7 J	13	6.6 J
Carbon Disulfide	5.4	~~1.4 J~~	17	~~4.4 J~~
Methylene Chloride	13	1.4 J	47	4.8 J
2-Butanone (Methyl Ethyl Ketone)	5.4	14	16	41
Tetrahydrofuran	1.3	1.4	4.0	4.1
2,2,4-Trimethylpentane	1.3	0.21 J	6.3	1.0 J
Benzene	1.3	0.24 J	4.3	0.77 J
4-Methyl-2-pentanone	1.3	0.68 J	5.5	2.8 J
Toluene	1.3	0.37 J	5.1	1.4 J
1,4-Dichlorobenzene	1.3	~~0.20 J~~	8.1	~~1.2 J~~

Client Sample ID: VMP-8-9.5-012413

Lab ID#: 1301501A-07A

Compound	Rpt. Limit (ppbv)	Amount (ppbv)	Rpt. Limit (ug/m3)	Amount (ug/m3)
Freon 12	1.3	0.55 J	6.2	2.7 J
Freon 11	1.3	0.26 J	7.1	1.5 J
Acetone	13	3.3 J	30	7.8 J
2-Propanol	5.0	1.3 J	12	3.2 J
Methylene Chloride	13	~~0.47 J~~	44	~~1.6 J~~
Hexane	1.3	0.52 J	4.4	1.8 J
Cyclohexane	1.3	0.43 J	4.3	1.5 J
2,2,4-Trimethylpentane	1.3	0.36 J	5.9	1.7 J
Benzene	1.3	0.34 J	4.0	1.1 J
Tetrachloroethene	1.3	~~0.28 J~~	8.5	~~1.9 J~~
1,4-Dichlorobenzene	1.3	~~0.15 J~~	7.6	~~0.90 J~~
Isopentane	5.0	2.6 J	15	7.7 J

eurofins | Air Toxics

Summary of Detected Compounds
EPA METHOD TO-15 GC/MS FULL SCAN

Client Sample ID: VMP-8-9.5-012413-Dup

Lab ID#: 1301501A-08A

Compound	Rpt. Limit (ppbv)	Amount (ppbv)	Rpt. Limit (ug/m3)	Amount (ug/m3)
Freon 12	1.3	0.59 J	6.6	2.9 J
Freon 11	1.3	0.22 J	7.6	1.2 J
Acetone	13	0.91 J	32	2.2 J
Methylene Chloride	13	~~0.41 J~~	47	~~1.4 J~~
Cyclohexane	1.3	0.35 J	4.6	1.2 J
2,2,4-Trimethylpentane	1.3	0.20 J	6.3	0.94 J
trans-1,3-Dichloropropene	1.3	0.18 J	6.1	0.81 J
Tetrachloroethene	1.3	~~0.23 J~~	9.1	~~1.6 J~~
Isopentane	5.4	2.1 J	16	6.2 J

Client Sample ID: VMP-8-23.5-012413

Lab ID#: 1301501A-09A

Compound	Rpt. Limit (ppbv)	Amount (ppbv)	Rpt. Limit (ug/m3)	Amount (ug/m3)
Freon 12	1.4	0.66 J	7.1	3.2 J
Freon 11	1.4	0.32 J	8.1	1.8 J
Acetone	14	2.7 J	34	6.4 J
Carbon Disulfide	5.8	~~1.2 J~~	18	~~3.6 J~~
Methylene Chloride	14	~~0.48 J~~	50	~~1.7 J~~
Benzene	1.4	3.2	4.6	10
Tetrachloroethene	1.4	0.50 J	9.8	3.4 J

Client Sample ID: VMP-18-8.5-012313

Lab ID#: 1301501A-10A

Compound	Rpt. Limit (ppbv)	Amount (ppbv)	Rpt. Limit (ug/m3)	Amount (ug/m3)
Freon 12	1.4	0.54 J	7.1	2.7 J
Acetone	14	2.1 J	34	5.1 J
2-Propanol	5.8	2.8 J	14	6.9 J
Methylene Chloride	14	~~0.40 J~~	50	~~1.4 J~~
2,2,4-Trimethylpentane	1.4	2.8	6.8	13
Benzene	1.4	7.8	4.6	25

eurofins | Air Toxics

Client Sample ID: VMP-5-5-012513

Lab ID#: 1301501A-01A

EPA METHOD TO-15 GC/MS FULL SCAN

File Name:	**2013120**	**Date of Collection:**	**1/25/13 9:52:00 AM**
Dil. Factor:	**2.64**	**Date of Analysis:**	**2/1/13 08:06 AM**

Compound	Rpt. Limit (ppbv)	Amount (ppbv)	Rpt. Limit (ug/m3)	Amount (ug/m3)
Freon 12	1.3	0.37 J	6.5	1.8 J
Freon 114	1.3	Not Detected	9.2	Not Detected
Chloromethane	13	Not Detected	27	Not Detected
Vinyl Chloride	1.3	Not Detected	3.4	Not Detected
1,3-Butadiene	1.3	Not Detected	2.9	Not Detected
Bromomethane	13	Not Detected	51	Not Detected
Chloroethane	5.3	Not Detected	14	Not Detected
Freon 11	1.3	Not Detected	7.4	Not Detected
Ethanol	5.3	2.5 J	9.9	4.7 J
Freon 113	1.3	Not Detected	10	Not Detected
1,1-Dichloroethene	1.3	Not Detected	5.2	Not Detected
Acetone	13	4.9 J	31	12 J
2-Propanol	5.3	80	13	200
Carbon Disulfide	5.3	Not Detected	16	Not Detected
3-Chloropropene	5.3	Not Detected	16	Not Detected
Methylene Chloride	13	Not Detected	46	Not Detected
Methyl tert-butyl ether	1.3	Not Detected	4.8	Not Detected
trans-1,2-Dichloroethene	1.3	Not Detected	5.2	Not Detected
Hexane	1.3	Not Detected	4.6	Not Detected
1,1-Dichloroethane	1.3	Not Detected	5.3	Not Detected
2-Butanone (Methyl Ethyl Ketone)	5.3	Not Detected	16	Not Detected
cis-1,2-Dichloroethene	1.3	Not Detected	5.2	Not Detected
Tetrahydrofuran	1.3	Not Detected	3.9	Not Detected
Chloroform	1.3	Not Detected	6.4	Not Detected
1,1,1-Trichloroethane	1.3	Not Detected	7.2	Not Detected
Cyclohexane	1.3	Not Detected	4.5	Not Detected
Carbon Tetrachloride	1.3	Not Detected	8.3	Not Detected
2,2,4-Trimethylpentane	1.3	0.43 J	6.2	2.0 J
Benzene	1.3	4.3	4.2	14
1,2-Dichloroethane	1.3	Not Detected	5.3	Not Detected
Heptane	1.3	Not Detected	5.4	Not Detected
Trichloroethene	1.3	Not Detected	7.1	Not Detected
1,2-Dichloropropane	1.3	Not Detected	6.1	Not Detected
1,4-Dioxane	5.3	Not Detected	19	Not Detected
Bromodichloromethane	1.3	Not Detected	8.8	Not Detected
cis-1,3-Dichloropropene	1.3	Not Detected	6.0	Not Detected
4-Methyl-2-pentanone	1.3	Not Detected	5.4	Not Detected
Toluene	1.3	Not Detected	5.0	Not Detected
trans-1,3-Dichloropropene	1.3	Not Detected	6.0	Not Detected
1,1,2-Trichloroethane	1.3	Not Detected	7.2	Not Detected
Tetrachloroethene	1.3	Not Detected	9.0	Not Detected
2-Hexanone	5.3	Not Detected	22	Not Detected

eurofins | Air Toxics

Client Sample ID: VMP-5-5-012513

Lab ID#: 1301501A-01A

EPA METHOD TO-15 GC/MS FULL SCAN

File Name:	**2013120**	**Date of Collection:**	**1/25/13 9:52:00 AM**
Dil. Factor:	**2.64**	**Date of Analysis:**	**2/1/13 08:06 AM**

Compound	Rpt. Limit (ppbv)	Amount (ppbv)	Rpt. Limit (ug/m3)	Amount (ug/m3)
Dibromochloromethane	1.3	Not Detected	11	Not Detected
1,2-Dibromoethane (EDB)	1.3	Not Detected	10	Not Detected
Chlorobenzene	1.3	Not Detected	6.1	Not Detected
Ethyl Benzene	1.3	Not Detected	5.7	Not Detected
m,p-Xylene	1.3	Not Detected	5.7	Not Detected
o-Xylene	1.3	Not Detected	5.7	Not Detected
Styrene	1.3	Not Detected	5.6	Not Detected
Bromoform	1.3	Not Detected	14	Not Detected
Cumene	1.3	Not Detected	6.5	Not Detected
1,1,2,2-Tetrachloroethane	1.3	Not Detected	9.1	Not Detected
Propylbenzene	1.3	Not Detected	6.5	Not Detected
4-Ethyltoluene	1.3	Not Detected	6.5	Not Detected
1,3,5-Trimethylbenzene	1.3	Not Detected	6.5	Not Detected
1,2,4-Trimethylbenzene	1.3	Not Detected	6.5	Not Detected
1,3-Dichlorobenzene	1.3	Not Detected	7.9	Not Detected
1,4-Dichlorobenzene	1.3	Not Detected	7.9	Not Detected
alpha-Chlorotoluene	1.3	Not Detected	6.8	Not Detected
1,2-Dichlorobenzene	1.3	Not Detected	7.9	Not Detected
1,2,4-Trichlorobenzene	5.3 UJ	Not Detected	39 UJ	Not Detected
Hexachlorobutadiene	5.3	Not Detected	56	Not Detected
Butane	5.3	Not Detected	12	Not Detected
Isopentane	5.3	0.98 J	16	2.9 J

J = Estimated value.

Container Type: 1 Liter Summa Canister

Surrogates	%Recovery	Method Limits
Toluene-d8	92	70-130
1,2-Dichloroethane-d4	93	70-130
4-Bromofluorobenzene	99	70-130

eurofins | Air Toxics

Client Sample ID: VMP-5-12.5-012413

Lab ID#: 1301501A-02A

EPA METHOD TO-15 GC/MS FULL SCAN

File Name:	**2013121**	**Date of Collection:**	**1/24/13 3:29:00 PM**
Dil. Factor:	**2.58**	**Date of Analysis:**	**2/1/13 08:58 AM**

Compound	Rpt. Limit (ppbv)	Amount (ppbv)	Rpt. Limit (ug/m3)	Amount (ug/m3)
Freon 12	1.3	Not Detected	6.4	Not Detected
Freon 114	1.3	Not Detected	9.0	Not Detected
Chloromethane	13	Not Detected	27	Not Detected
Vinyl Chloride	1.3	Not Detected	3.3	Not Detected
1,3-Butadiene	1.3	Not Detected	2.8	Not Detected
Bromomethane	13	Not Detected	50	Not Detected
Chloroethane	5.2	Not Detected	14	Not Detected
Freon 11	1.3	0.21 J	7.2	1.2 J
Ethanol	5.2	2.3 J	9.7	4.3 J
Freon 113	1.3	Not Detected	9.9	Not Detected
1,1-Dichloroethene	1.3	Not Detected	5.1	Not Detected
Acetone	13	10 J	31	24 J
2-Propanol	5.2	110	13	270
Carbon Disulfide	5.2	Not Detected	16	Not Detected
3-Chloropropene	5.2	Not Detected	16	Not Detected
Methylene Chloride	13	Not Detected	45	Not Detected
Methyl tert-butyl ether	1.3	Not Detected	4.6	Not Detected
trans-1,2-Dichloroethene	1.3	Not Detected	5.1	Not Detected
Hexane	1.3	Not Detected	4.5	Not Detected
1,1-Dichloroethane	1.3	Not Detected	5.2	Not Detected
2-Butanone (Methyl Ethyl Ketone)	5.2	Not Detected	15	Not Detected
cis-1,2-Dichloroethene	1.3	Not Detected	5.1	Not Detected
Tetrahydrofuran	1.3	Not Detected	3.8	Not Detected
Chloroform	1.3	Not Detected	6.3	Not Detected
1,1,1-Trichloroethane	1.3	Not Detected	7.0	Not Detected
Cyclohexane	1.3	Not Detected	4.4	Not Detected
Carbon Tetrachloride	1.3	Not Detected	8.1	Not Detected
2,2,4-Trimethylpentane	1.3	1.7	6.0	7.9
Benzene	1.3	0.66 J	4.1	2.1 J
1,2-Dichloroethane	1.3	Not Detected	5.2	Not Detected
Heptane	1.3	Not Detected	5.3	Not Detected
Trichloroethene	1.3	Not Detected	6.9	Not Detected
1,2-Dichloropropane	1.3	Not Detected	6.0	Not Detected
1,4-Dioxane	5.2	Not Detected	18	Not Detected
Bromodichloromethane	1.3	Not Detected	8.6	Not Detected
cis-1,3-Dichloropropene	1.3	Not Detected	5.8	Not Detected
4-Methyl-2-pentanone	1.3	Not Detected	5.3	Not Detected
Toluene	1.3	0.20 J	4.9	0.74 J
trans-1,3-Dichloropropene	1.3	Not Detected	5.8	Not Detected
1,1,2-Trichloroethane	1.3	Not Detected	7.0	Not Detected
Tetrachloroethene	1.3	Not Detected	8.8	Not Detected
2-Hexanone	5.2	Not Detected	21	Not Detected

eurofins | Air Toxics

Client Sample ID: VMP-5-12.5-012413

Lab ID#: 1301501A-02A

EPA METHOD TO-15 GC/MS FULL SCAN

File Name:	**2013121**	**Date of Collection: 1/24/13 3:29:00 PM**	
Dil. Factor:	**2.58**	**Date of Analysis: 2/1/13 08:58 AM**	

Compound	Rpt. Limit (ppbv)	Amount (ppbv)	Rpt. Limit (ug/m3)	Amount (ug/m3)
Dibromochloromethane	1.3	Not Detected	11	Not Detected
1,2-Dibromoethane (EDB)	1.3	Not Detected	9.9	Not Detected
Chlorobenzene	1.3	Not Detected	5.9	Not Detected
Ethyl Benzene	1.3	Not Detected	5.6	Not Detected
m,p-Xylene	1.3	Not Detected	5.6	Not Detected
o-Xylene	1.3	Not Detected	5.6	Not Detected
Styrene	1.3	Not Detected	5.5	Not Detected
Bromoform	1.3	Not Detected	13	Not Detected
Cumene	1.3	Not Detected	6.3	Not Detected
1,1,2,2-Tetrachloroethane	1.3	Not Detected	8.8	Not Detected
Propylbenzene	1.3	Not Detected	6.3	Not Detected
4-Ethyltoluene	1.3	Not Detected	6.3	Not Detected
1,3,5-Trimethylbenzene	1.3	Not Detected	6.3	Not Detected
1,2,4-Trimethylbenzene	1.3	Not Detected	6.3	Not Detected
1,3-Dichlorobenzene	1.3	Not Detected	7.8	Not Detected
1,4-Dichlorobenzene	1.3	Not Detected	7.8	Not Detected
alpha-Chlorotoluene	1.3	Not Detected	6.7	Not Detected
1,2-Dichlorobenzene	1.3	Not Detected	7.8	Not Detected
1,2,4-Trichlorobenzene	5.2 UJ	Not Detected	38 UJ	Not Detected
Hexachlorobutadiene	5.2	Not Detected	55	Not Detected
Butane	5.2	Not Detected	12	Not Detected
Isopentane	5.2	0.72 J	15	2.1 J

J = Estimated value.

Container Type: 1 Liter Summa Canister

Surrogates	%Recovery	Method Limits
Toluene-d8	94	70-130
1,2-Dichloroethane-d4	96	70-130
4-Bromofluorobenzene	98	70-130

eurofins | Air Toxics

Client Sample ID: VMP-5-31-012413

Lab ID#: 1301501A-03A

EPA METHOD TO-15 GC/MS FULL SCAN

File Name:	**2013122**	**Date of Collection:**	**1/24/13 4:17:00 PM**
Dil. Factor:	**28.0**	**Date of Analysis:**	**2/1/13 09:35 AM**

Compound	Rpt. Limit (ppbv)	Amount (ppbv)	Rpt. Limit (ug/m3)	Amount (ug/m3)
Freon 12	14	Not Detected	69	Not Detected
Freon 114	14	Not Detected	98	Not Detected
Chloromethane	140	Not Detected	290	Not Detected
Vinyl Chloride	14	Not Detected	36	Not Detected
1,3-Butadiene	14	Not Detected	31	Not Detected
Bromomethane	140	Not Detected	540	Not Detected
Chloroethane	56	Not Detected	150	Not Detected
Freon 11	14	Not Detected	79	Not Detected
Ethanol	56	Not Detected	100	Not Detected
Freon 113	14	Not Detected	110	Not Detected
1,1-Dichloroethene	14	Not Detected	56	Not Detected
Acetone	140	20 J	330	49 J
2-Propanol	56	3100	140	7500
Carbon Disulfide	56	Not Detected	170	Not Detected
3-Chloropropene	56	Not Detected	180	Not Detected
Methylene Chloride	140	Not Detected	490	Not Detected
Methyl tert-butyl ether	14	Not Detected	50	Not Detected
trans-1,2-Dichloroethene	14	Not Detected	56	Not Detected
Hexane	14	10 J	49	36 J
1,1-Dichloroethane	14	Not Detected	57	Not Detected
2-Butanone (Methyl Ethyl Ketone)	56	Not Detected	160	Not Detected
cis-1,2-Dichloroethene	14	Not Detected	56	Not Detected
Tetrahydrofuran	14	Not Detected	41	Not Detected
Chloroform	14	4.9 J	68	24 J
1,1,1-Trichloroethane	14	Not Detected	76	Not Detected
Cyclohexane	14	4.4 J	48	15 J
Carbon Tetrachloride	14	Not Detected	88	Not Detected
2,2,4-Trimethylpentane	14	27	65	130
Benzene	14	Not Detected	45	Not Detected
1,2-Dichloroethane	14	Not Detected	57	Not Detected
Heptane	14	Not Detected	57	Not Detected
Trichloroethene	14	Not Detected	75	Not Detected
1,2-Dichloropropane	14	Not Detected	65	Not Detected
1,4-Dioxane	56	Not Detected	200	Not Detected
Bromodichloromethane	14	Not Detected	94	Not Detected
cis-1,3-Dichloropropene	14	Not Detected	64	Not Detected
4-Methyl-2-pentanone	14	Not Detected	57	Not Detected
Toluene	14	Not Detected	53	Not Detected
trans-1,3-Dichloropropene	14	Not Detected	64	Not Detected
1,1,2-Trichloroethane	14	Not Detected	76	Not Detected
Tetrachloroethene	14	Not Detected	95	Not Detected
2-Hexanone	56	Not Detected	230	Not Detected

eurofins | Air Toxics

Client Sample ID: VMP-5-31-012413

Lab ID#: 1301501A-03A

EPA METHOD TO-15 GC/MS FULL SCAN

File Name:	**2013122**	**Date of Collection:**	**1/24/13 4:17:00 PM**
Dil. Factor:	**28.0**	**Date of Analysis:**	**2/1/13 09:35 AM**

Compound	Rpt. Limit (ppbv)	Amount (ppbv)	Rpt. Limit (ug/m3)	Amount (ug/m3)
Dibromochloromethane	14	Not Detected	120	Not Detected
1,2-Dibromoethane (EDB)	14	Not Detected	110	Not Detected
Chlorobenzene	14	Not Detected	64	Not Detected
Ethyl Benzene	14	Not Detected	61	Not Detected
m,p-Xylene	14	Not Detected	61	Not Detected
o-Xylene	14	Not Detected	61	Not Detected
Styrene	14	Not Detected	60	Not Detected
Bromoform	14	Not Detected	140	Not Detected
Cumene	14	Not Detected	69	Not Detected
1,1,2,2-Tetrachloroethane	14	Not Detected	96	Not Detected
Propylbenzene	14	Not Detected	69	Not Detected
4-Ethyltoluene	14	Not Detected	69	Not Detected
1,3,5-Trimethylbenzene	14	Not Detected	69	Not Detected
1,2,4-Trimethylbenzene	14	Not Detected	69	Not Detected
1,3-Dichlorobenzene	14	Not Detected	84	Not Detected
1,4-Dichlorobenzene	14	Not Detected	84	Not Detected
alpha-Chlorotoluene	14	Not Detected	72	Not Detected
1,2-Dichlorobenzene	14	Not Detected	84	Not Detected
1,2,4-Trichlorobenzene	56 UJ	Not Detected	420 UJ	Not Detected
Hexachlorobutadiene	56	Not Detected	600	Not Detected
Butane	56	58	130	140
Isopentane	56	66	160	190

J = Estimated value.

Container Type: 1 Liter Summa Canister

Surrogates	%Recovery	Method Limits
Toluene-d8	94	70-130
1,2-Dichloroethane-d4	99	70-130
4-Bromofluorobenzene	92	70-130

eurofins | Air Toxics

Client Sample ID: VMP-5-40-012513

Lab ID#: 1301501A-04A

EPA METHOD TO-15 GC/MS FULL SCAN

File Name:	**3020111**	**Date of Collection:**	**1/25/13 10:44:00 AM**
Dil. Factor:	**8.60**	**Date of Analysis:**	**2/1/13 05:57 PM**

Compound	Rpt. Limit (ppbv)	Amount (ppbv)	Rpt. Limit (ug/m3)	Amount (ug/m3)
Freon 12	4.3	Not Detected	21	Not Detected
Freon 114	4.3	Not Detected	30	Not Detected
Chloromethane	43	Not Detected	89	Not Detected
Vinyl Chloride	4.3	Not Detected	11	Not Detected
1,3-Butadiene	4.3	Not Detected	9.5	Not Detected
Bromomethane	43	Not Detected	170	Not Detected
Chloroethane	17	Not Detected	45	Not Detected
Freon 11	4.3	Not Detected	24	Not Detected
Ethanol	17	Not Detected	32	Not Detected
Freon 113	4.3	Not Detected	33	Not Detected
1,1-Dichloroethene	4.3	Not Detected	17	Not Detected
Acetone	43	150	100	350
2-Propanol	17	760	42	1900
Carbon Disulfide	17	Not Detected	54	Not Detected
3-Chloropropene	17	Not Detected	54	Not Detected
Methylene Chloride	43	3.9 J	150	14 J
Methyl tert-butyl ether	4.3	Not Detected	16	Not Detected
trans-1,2-Dichloroethene	4.3	Not Detected	17	Not Detected
Hexane	4.3	7.5	15	26
1,1-Dichloroethane	4.3	Not Detected	17	Not Detected
2-Butanone (Methyl Ethyl Ketone)	17	Not Detected	51	Not Detected
cis-1,2-Dichloroethene	4.3	Not Detected	17	Not Detected
Tetrahydrofuran	4.3	Not Detected	13	Not Detected
Chloroform	4.3	8.3	21	40
1,1,1-Trichloroethane	4.3	Not Detected	23	Not Detected
Cyclohexane	4.3	5.1	15	18
Carbon Tetrachloride	4.3	Not Detected	27	Not Detected
2,2,4-Trimethylpentane	4.3	360	20	1700
Benzene	4.3	1.2 J	14	3.7 J
1,2-Dichloroethane	4.3	Not Detected	17	Not Detected
Heptane	4.3	2.6 J	18	10 J
Trichloroethene	4.3	Not Detected	23	Not Detected
1,2-Dichloropropane	4.3	Not Detected	20	Not Detected
1,4-Dioxane	17	Not Detected	62	Not Detected
Bromodichloromethane	4.3	Not Detected	29	Not Detected
cis-1,3-Dichloropropene	4.3	Not Detected	20	Not Detected
4-Methyl-2-pentanone	4.3	Not Detected	18	Not Detected
Toluene	4.3	Not Detected	16	Not Detected
trans-1,3-Dichloropropene	4.3	Not Detected	20	Not Detected
1,1,2-Trichloroethane	4.3	Not Detected	23	Not Detected
Tetrachloroethene	4.3	Not Detected	29	Not Detected
2-Hexanone	17	Not Detected	70	Not Detected

eurofins | Air Toxics

Client Sample ID: VMP-5-40-012513

Lab ID#: 1301501A-04A

EPA METHOD TO-15 GC/MS FULL SCAN

File Name:	**3020111**	**Date of Collection:**	**1/25/13 10:44:00 AM**
Dil. Factor:	**8.60**	**Date of Analysis:**	**2/1/13 05:57 PM**

Compound	Rpt. Limit (ppbv)	Amount (ppbv)	Rpt. Limit (ug/m3)	Amount (ug/m3)
Dibromochloromethane	4.3	Not Detected	37	Not Detected
1,2-Dibromoethane (EDB)	4.3	Not Detected	33	Not Detected
Chlorobenzene	4.3	Not Detected	20	Not Detected
Ethyl Benzene	4.3	Not Detected	19	Not Detected
m,p-Xylene	4.3	Not Detected	19	Not Detected
o-Xylene	4.3	Not Detected	19	Not Detected
Styrene	4.3	Not Detected	18	Not Detected
Bromoform	4.3	Not Detected	44	Not Detected
Cumene	4.3	Not Detected	21	Not Detected
1,1,2,2-Tetrachloroethane	4.3	Not Detected	30	Not Detected
Propylbenzene	4.3	Not Detected	21	Not Detected
4-Ethyltoluene	4.3	Not Detected	21	Not Detected
1,3,5-Trimethylbenzene	4.3	Not Detected	21	Not Detected
1,2,4-Trimethylbenzene	4.3	Not Detected	21	Not Detected
1,3-Dichlorobenzene	4.3	Not Detected	26	Not Detected
1,4-Dichlorobenzene	4.3	Not Detected	26	Not Detected
alpha-Chlorotoluene	4.3	Not Detected	22	Not Detected
1,2-Dichlorobenzene	4.3	Not Detected	26	Not Detected
1,2,4-Trichlorobenzene	17	Not Detected	130	Not Detected
Hexachlorobutadiene	17	Not Detected	180	Not Detected
Butane	17	89 J	41	210 J
Isopentane	17	240	51	700

J = Estimated value.

Container Type: 1 Liter Summa Canister

Surrogates	%Recovery	Method Limits
Toluene-d8	101	70-130
1,2-Dichloroethane-d4	108	70-130
4-Bromofluorobenzene	93	70-130

eurofins | Air Toxics

Client Sample ID: VMP-5-40-012513-Dup

Lab ID#: 1301501A-05A

EPA METHOD TO-15 GC/MS FULL SCAN

File Name:	**3020112**	**Date of Collection:**	**1/25/13 10:44:00 AM**
Dil. Factor:	**8.40**	**Date of Analysis:**	**2/1/13 06:29 PM**

Compound	Rpt. Limit (ppbv)	Amount (ppbv)	Rpt. Limit (ug/m3)	Amount (ug/m3)
Freon 12	4.2	Not Detected	21	Not Detected
Freon 114	4.2	Not Detected	29	Not Detected
Chloromethane	42	Not Detected	87	Not Detected
Vinyl Chloride	4.2	Not Detected	11	Not Detected
1,3-Butadiene	4.2	Not Detected	9.3	Not Detected
Bromomethane	42	Not Detected	160	Not Detected
Chloroethane	17	Not Detected	44	Not Detected
Freon 11	4.2	Not Detected	24	Not Detected
Ethanol	17	Not Detected	32	Not Detected
Freon 113	4.2	Not Detected	32	Not Detected
1,1-Dichloroethene	4.2	Not Detected	17	Not Detected
Acetone	42	150	100	360
2-Propanol	17	800	41	2000
Carbon Disulfide	17	Not Detected	52	Not Detected
3-Chloropropene	17	Not Detected	52	Not Detected
Methylene Chloride	42	1.5 J	140	5.4 J
Methyl tert-butyl ether	4.2	Not Detected	15	Not Detected
trans-1,2-Dichloroethene	4.2	Not Detected	17	Not Detected
Hexane	4.2	3.6 J	15	13 J
1,1-Dichloroethane	4.2	Not Detected	17	Not Detected
2-Butanone (Methyl Ethyl Ketone)	17	Not Detected	50	Not Detected
cis-1,2-Dichloroethene	4.2	Not Detected	17	Not Detected
Tetrahydrofuran	4.2	Not Detected	12	Not Detected
Chloroform	4.2	8.8	20	43
1,1,1-Trichloroethane	4.2	Not Detected	23	Not Detected
Cyclohexane	4.2	1.7 J	14	5.9 J
Carbon Tetrachloride	4.2	Not Detected	26	Not Detected
2,2,4-Trimethylpentane	4.2	370	20	1700
Benzene	4.2	1.2 J	13	3.7 J
1,2-Dichloroethane	4.2	Not Detected	17	Not Detected
Heptane	4.2	Not Detected	17	Not Detected
Trichloroethene	4.2	Not Detected	22	Not Detected
1,2-Dichloropropane	4.2	Not Detected	19	Not Detected
1,4-Dioxane	17	Not Detected	60	Not Detected
Bromodichloromethane	4.2	Not Detected	28	Not Detected
cis-1,3-Dichloropropene	4.2	Not Detected	19	Not Detected
4-Methyl-2-pentanone	4.2	Not Detected	17	Not Detected
Toluene	4.2	Not Detected	16	Not Detected
trans-1,3-Dichloropropene	4.2	Not Detected	19	Not Detected
1,1,2-Trichloroethane	4.2	Not Detected	23	Not Detected
Tetrachloroethene	4.2	Not Detected	28	Not Detected
2-Hexanone	17	Not Detected	69	Not Detected

eurofins | Air Toxics

Client Sample ID: VMP-5-40-012513-Dup

Lab ID#: 1301501A-05A

EPA METHOD TO-15 GC/MS FULL SCAN

File Name:	**3020112**	**Date of Collection: 1/25/13 10:44:00 AM**	
Dil. Factor:	**8.40**	**Date of Analysis: 2/1/13 06:29 PM**	

Compound	Rpt. Limit (ppbv)	Amount (ppbv)	Rpt. Limit (ug/m3)	Amount (ug/m3)
Dibromochloromethane	4.2	Not Detected	36	Not Detected
1,2-Dibromoethane (EDB)	4.2	Not Detected	32	Not Detected
Chlorobenzene	4.2	Not Detected	19	Not Detected
Ethyl Benzene	4.2	Not Detected	18	Not Detected
m,p-Xylene	4.2	Not Detected	18	Not Detected
o-Xylene	4.2	Not Detected	18	Not Detected
Styrene	4.2	Not Detected	18	Not Detected
Bromoform	4.2	Not Detected	43	Not Detected
Cumene	4.2	Not Detected	21	Not Detected
1,1,2,2-Tetrachloroethane	4.2	Not Detected	29	Not Detected
Propylbenzene	4.2	Not Detected	21	Not Detected
4-Ethyltoluene	4.2	Not Detected	21	Not Detected
1,3,5-Trimethylbenzene	4.2	Not Detected	21	Not Detected
1,2,4-Trimethylbenzene	4.2	Not Detected	21	Not Detected
1,3-Dichlorobenzene	4.2	Not Detected	25	Not Detected
1,4-Dichlorobenzene	4.2	Not Detected	25	Not Detected
alpha-Chlorotoluene	4.2	Not Detected	22	Not Detected
1,2-Dichlorobenzene	4.2	Not Detected	25	Not Detected
1,2,4-Trichlorobenzene	17	Not Detected	120	Not Detected
Hexachlorobutadiene	17	Not Detected	180	Not Detected
Butane	17	44 J	40	100 J
Isopentane	17	180	50	530

J = Estimated value.

Container Type: 1 Liter Summa Canister

Surrogates	%Recovery	Method Limits
Toluene-d8	99	70-130
1,2-Dichloroethane-d4	108	70-130
4-Bromofluorobenzene	94	70-130

eurofins | Air Toxics

Client Sample ID: VMP-8-5-012413

Lab ID#: 1301501A-06A

EPA METHOD TO-15 GC/MS FULL SCAN

File Name:	**3020113**	**Date of Collection: 1/24/13 12:09:00 PM**	
Dil. Factor:	**2.69**	**Date of Analysis: 2/1/13 07:02 PM**	

Compound	Rpt. Limit (ppbv)	Amount (ppbv)	Rpt. Limit (ug/m3)	Amount (ug/m3)
Freon 12	1.3	0.50 J	6.6	2.5 J
Freon 114	1.3	Not Detected	9.4	Not Detected
Chloromethane	13	Not Detected	28	Not Detected
Vinyl Chloride	1.3	Not Detected	3.4	Not Detected
1,3-Butadiene	1.3	Not Detected	3.0	Not Detected
Bromomethane	13	Not Detected	52	Not Detected
Chloroethane	5.4	Not Detected	14	Not Detected
Freon 11	1.3	0.25 J	7.6	1.4 J
Ethanol	5.4	2.0 J	10	3.8 J
Freon 113	1.3	Not Detected	10	Not Detected
1,1-Dichloroethene	1.3	Not Detected	5.3	Not Detected
Acetone	13	25	32	60
2-Propanol	5.4	2.7 J	13	6.6 J
Carbon Disulfide	5.4	~~1.4 J~~	17	~~4.4 J~~
3-Chloropropene	5.4	Not Detected	17	Not Detected
Methylene Chloride	13	1.4 J	47	4.8 J
Methyl tert-butyl ether	1.3	Not Detected	4.8	Not Detected
trans-1,2-Dichloroethene	1.3	Not Detected	5.3	Not Detected
Hexane	1.3	Not Detected	4.7	Not Detected
1,1-Dichloroethane	1.3	Not Detected	5.4	Not Detected
2-Butanone (Methyl Ethyl Ketone)	5.4	14	16	41
cis-1,2-Dichloroethene	1.3	Not Detected	5.3	Not Detected
Tetrahydrofuran	1.3	1.4	4.0	4.1
Chloroform	1.3	Not Detected	6.6	Not Detected
1,1,1-Trichloroethane	1.3	Not Detected	7.3	Not Detected
Cyclohexane	1.3	Not Detected	4.6	Not Detected
Carbon Tetrachloride	1.3	Not Detected	8.5	Not Detected
2,2,4-Trimethylpentane	1.3	0.21 J	6.3	1.0 J
Benzene	1.3	0.24 J	4.3	0.77 J
1,2-Dichloroethane	1.3	Not Detected	5.4	Not Detected
Heptane	1.3	Not Detected	5.5	Not Detected
Trichloroethene	1.3	Not Detected	7.2	Not Detected
1,2-Dichloropropane	1.3	Not Detected	6.2	Not Detected
1,4-Dioxane	5.4	Not Detected	19	Not Detected
Bromodichloromethane	1.3	Not Detected	9.0	Not Detected
cis-1,3-Dichloropropene	1.3	Not Detected	6.1	Not Detected
4-Methyl-2-pentanone	1.3	0.68 J	5.5	2.8 J
Toluene	1.3	0.37 J	5.1	1.4 J
trans-1,3-Dichloropropene	1.3	Not Detected	6.1	Not Detected
1,1,2-Trichloroethane	1.3	Not Detected	7.3	Not Detected
Tetrachloroethene	1.3	Not Detected	9.1	Not Detected
2-Hexanone	5.4	Not Detected	22	Not Detected

eurofins | Air Toxics

Client Sample ID: VMP-8-5-012413

Lab ID#: 1301501A-06A

EPA METHOD TO-15 GC/MS FULL SCAN

File Name:	**3020113**	**Date of Collection:**	**1/24/13 12:09:00 PM**
Dil. Factor:	**2.69**	**Date of Analysis:**	**2/1/13 07:02 PM**

Compound	Rpt. Limit (ppbv)	Amount (ppbv)	Rpt. Limit (ug/m3)	Amount (ug/m3)
Dibromochloromethane	1.3	Not Detected	11	Not Detected
1,2-Dibromoethane (EDB)	1.3	Not Detected	10	Not Detected
Chlorobenzene	1.3	Not Detected	6.2	Not Detected
Ethyl Benzene	1.3	Not Detected	5.8	Not Detected
m,p-Xylene	1.3	Not Detected	5.8	Not Detected
o-Xylene	1.3	Not Detected	5.8	Not Detected
Styrene	1.3	Not Detected	5.7	Not Detected
Bromoform	1.3	Not Detected	14	Not Detected
Cumene	1.3	Not Detected	6.6	Not Detected
1,1,2,2-Tetrachloroethane	1.3	Not Detected	9.2	Not Detected
Propylbenzene	1.3	Not Detected	6.6	Not Detected
4-Ethyltoluene	1.3	Not Detected	6.6	Not Detected
1,3,5-Trimethylbenzene	1.3	Not Detected	6.6	Not Detected
1,2,4-Trimethylbenzene	1.3	Not Detected	6.6	Not Detected
1,3-Dichlorobenzene	1.3	Not Detected	8.1	Not Detected
1,4-Dichlorobenzene	1.3	~~0.20 J~~ U	8.1	~~1.2 J~~ U
alpha-Chlorotoluene	1.3	Not Detected	7.0	Not Detected
1,2-Dichlorobenzene	1.3	Not Detected	8.1	Not Detected
1,2,4-Trichlorobenzene	5.4	Not Detected	40	Not Detected
Hexachlorobutadiene	5.4	Not Detected	57	Not Detected
Butane	5.4	Not Detected	13	Not Detected
Isopentane	5.4	Not Detected	16	Not Detected

J = Estimated value.

Container Type: 1 Liter Summa Canister

Surrogates	%Recovery	Method Limits
Toluene-d8	100	70-130
1,2-Dichloroethane-d4	104	70-130
4-Bromofluorobenzene	95	70-130

eurofins | Air Toxics

Client Sample ID: VMP-8-9.5-012413

Lab ID#: 1301501A-07A

EPA METHOD TO-15 GC/MS FULL SCAN

File Name:	**3020114**	**Date of Collection: 1/24/13 1:02:00 PM**	
Dil. Factor:	**2.52**	**Date of Analysis: 2/1/13 07:35 PM**	

Compound	Rpt. Limit (ppbv)	Amount (ppbv)	Rpt. Limit (ug/m3)	Amount (ug/m3)
Freon 12	1.3	0.55 J	6.2	2.7 J
Freon 114	1.3	Not Detected	8.8	Not Detected
Chloromethane	13	Not Detected	26	Not Detected
Vinyl Chloride	1.3	Not Detected	3.2	Not Detected
1,3-Butadiene	1.3	Not Detected	2.8	Not Detected
Bromomethane	13	Not Detected	49	Not Detected
Chloroethane	5.0	Not Detected	13	Not Detected
Freon 11	1.3	0.26 J	7.1	1.5 J
Ethanol	5.0	Not Detected	9.5	Not Detected
Freon 113	1.3	Not Detected	9.6	Not Detected
1,1-Dichloroethene	1.3	Not Detected	5.0	Not Detected
Acetone	13	3.3 J	30	7.8 J
2-Propanol	5.0	1.3 J	12	3.2 J
Carbon Disulfide	5.0	Not Detected	16	Not Detected
3-Chloropropene	5.0	Not Detected	16	Not Detected
Methylene Chloride	13	~~0.47 J~~ U	44	~~1.6 J~~ U
Methyl tert-butyl ether	1.3	Not Detected	4.5	Not Detected
trans-1,2-Dichloroethene	1.3	Not Detected	5.0	Not Detected
Hexane	1.3	0.52 J	4.4	1.8 J
1,1-Dichloroethane	1.3	Not Detected	5.1	Not Detected
2-Butanone (Methyl Ethyl Ketone)	5.0	Not Detected	15	Not Detected
cis-1,2-Dichloroethene	1.3	Not Detected	5.0	Not Detected
Tetrahydrofuran	1.3	Not Detected	3.7	Not Detected
Chloroform	1.3	Not Detected	6.2	Not Detected
1,1,1-Trichloroethane	1.3	Not Detected	6.9	Not Detected
Cyclohexane	1.3	0.43 J	4.3	1.5 J
Carbon Tetrachloride	1.3	Not Detected	7.9	Not Detected
2,2,4-Trimethylpentane	1.3	0.36 J	5.9	1.7 J
Benzene	1.3	0.34 J	4.0	1.1 J
1,2-Dichloroethane	1.3	Not Detected	5.1	Not Detected
Heptane	1.3	Not Detected	5.2	Not Detected
Trichloroethene	1.3	Not Detected	6.8	Not Detected
1,2-Dichloropropane	1.3	Not Detected	5.8	Not Detected
1,4-Dioxane	5.0	Not Detected	18	Not Detected
Bromodichloromethane	1.3	Not Detected	8.4	Not Detected
cis-1,3-Dichloropropene	1.3	Not Detected	5.7	Not Detected
4-Methyl-2-pentanone	1.3	Not Detected	5.2	Not Detected
Toluene	1.3	Not Detected	4.7	Not Detected
trans-1,3-Dichloropropene	1.3	Not Detected	5.7	Not Detected
1,1,2-Trichloroethane	1.3	Not Detected	6.9	Not Detected
Tetrachloroethene	1.3	~~0.28 J~~ U	8.5	~~1.9 J~~ U
2-Hexanone	5.0	Not Detected	21	Not Detected

eurofins | Air Toxics

Client Sample ID: VMP-8-9.5-012413

Lab ID#: 1301501A-07A

EPA METHOD TO-15 GC/MS FULL SCAN

File Name:	**3020114**	**Date of Collection:**	**1/24/13 1:02:00 PM**
Dil. Factor:	**2.52**	**Date of Analysis:**	**2/1/13 07:35 PM**

Compound	Rpt. Limit (ppbv)	Amount (ppbv)	Rpt. Limit (ug/m3)	Amount (ug/m3)
Dibromochloromethane	1.3	Not Detected	11	Not Detected
1,2-Dibromoethane (EDB)	1.3	Not Detected	9.7	Not Detected
Chlorobenzene	1.3	Not Detected	5.8	Not Detected
Ethyl Benzene	1.3	Not Detected	5.5	Not Detected
m,p-Xylene	1.3	Not Detected	5.5	Not Detected
o-Xylene	1.3	Not Detected	5.5	Not Detected
Styrene	1.3	Not Detected	5.4	Not Detected
Bromoform	1.3	Not Detected	13	Not Detected
Cumene	1.3	Not Detected	6.2	Not Detected
1,1,2,2-Tetrachloroethane	1.3	Not Detected	8.6	Not Detected
Propylbenzene	1.3	Not Detected	6.2	Not Detected
4-Ethyltoluene	1.3	Not Detected	6.2	Not Detected
1,3,5-Trimethylbenzene	1.3	Not Detected	6.2	Not Detected
1,2,4-Trimethylbenzene	1.3	Not Detected	6.2	Not Detected
1,3-Dichlorobenzene	1.3	Not Detected	7.6	Not Detected
1,4-Dichlorobenzene	1.3	~~0.15 J~~	7.6	~~0.90 J~~
alpha-Chlorotoluene	1.3	Not Detected	6.5	Not Detected
1,2-Dichlorobenzene	1.3	Not Detected	7.6	Not Detected
1,2,4-Trichlorobenzene	5.0	Not Detected	37	Not Detected
Hexachlorobutadiene	5.0	Not Detected	54	Not Detected
Butane	5.0	Not Detected	12	Not Detected
Isopentane	5.0	2.6 J	15	7.7 J

J = Estimated value.

Container Type: 1 Liter Summa Canister

Surrogates	%Recovery	Method Limits
Toluene-d8	100	70-130
1,2-Dichloroethane-d4	105	70-130
4-Bromofluorobenzene	96	70-130

eurofins | Air Toxics

Client Sample ID: VMP-8-9.5-012413-Dup

Lab ID#: 1301501A-08A

EPA METHOD TO-15 GC/MS FULL SCAN

File Name:	**3020115**	**Date of Collection:**	**1/24/13 1:02:00 PM**
Dil. Factor:	**2.69**	**Date of Analysis:**	**2/1/13 08:06 PM**

Compound	Rpt. Limit (ppbv)	Amount (ppbv)	Rpt. Limit (ug/m3)	Amount (ug/m3)
Freon 12	1.3	0.59 J	6.6	2.9 J
Freon 114	1.3	Not Detected	9.4	Not Detected
Chloromethane	13	Not Detected	28	Not Detected
Vinyl Chloride	1.3	Not Detected	3.4	Not Detected
1,3-Butadiene	1.3	Not Detected	3.0	Not Detected
Bromomethane	13	Not Detected	52	Not Detected
Chloroethane	5.4	Not Detected	14	Not Detected
Freon 11	1.3	0.22 J	7.6	1.2 J
Ethanol	5.4	Not Detected	10	Not Detected
Freon 113	1.3	Not Detected	10	Not Detected
1,1-Dichloroethene	1.3	Not Detected	5.3	Not Detected
Acetone	13	0.91 J	32	2.2 J
2-Propanol	5.4	Not Detected	13	Not Detected
Carbon Disulfide	5.4	Not Detected	17	Not Detected
3-Chloropropene	5.4	Not Detected	17	Not Detected
Methylene Chloride	13	~~0.41 J~~ U	47	~~1.4 J~~ U
Methyl tert-butyl ether	1.3	Not Detected	4.8	Not Detected
trans-1,2-Dichloroethene	1.3	Not Detected	5.3	Not Detected
Hexane	1.3	Not Detected	4.7	Not Detected
1,1-Dichloroethane	1.3	Not Detected	5.4	Not Detected
2-Butanone (Methyl Ethyl Ketone)	5.4	Not Detected	16	Not Detected
cis-1,2-Dichloroethene	1.3	Not Detected	5.3	Not Detected
Tetrahydrofuran	1.3	Not Detected	4.0	Not Detected
Chloroform	1.3	Not Detected	6.6	Not Detected
1,1,1-Trichloroethane	1.3	Not Detected	7.3	Not Detected
Cyclohexane	1.3	0.35 J	4.6	1.2 J
Carbon Tetrachloride	1.3	Not Detected	8.5	Not Detected
2,2,4-Trimethylpentane	1.3	0.20 J	6.3	0.94 J
Benzene	1.3	Not Detected	4.3	Not Detected
1,2-Dichloroethane	1.3	Not Detected	5.4	Not Detected
Heptane	1.3	Not Detected	5.5	Not Detected
Trichloroethene	1.3	Not Detected	7.2	Not Detected
1,2-Dichloropropane	1.3	Not Detected	6.2	Not Detected
1,4-Dioxane	5.4	Not Detected	19	Not Detected
Bromodichloromethane	1.3	Not Detected	9.0	Not Detected
cis-1,3-Dichloropropene	1.3	Not Detected	6.1	Not Detected
4-Methyl-2-pentanone	1.3	Not Detected	5.5	Not Detected
Toluene	1.3	Not Detected	5.1	Not Detected
trans-1,3-Dichloropropene	1.3	0.18 J	6.1	0.81 J
1,1,2-Trichloroethane	1.3	Not Detected	7.3	Not Detected
Tetrachloroethene	1.3	~~0.23 J~~ U	9.1	~~1.6 J~~ U
2-Hexanone	5.4	Not Detected	22	Not Detected

eurofins | Air Toxics

Client Sample ID: VMP-8-9.5-012413-Dup

Lab ID#: 1301501A-08A

EPA METHOD TO-15 GC/MS FULL SCAN

File Name:	**3020115**	**Date of Collection:**	**1/24/13 1:02:00 PM**
Dil. Factor:	**2.69**	**Date of Analysis:**	**2/1/13 08:06 PM**

Compound	Rpt. Limit (ppbv)	Amount (ppbv)	Rpt. Limit (ug/m3)	Amount (ug/m3)
Dibromochloromethane	1.3	Not Detected	11	Not Detected
1,2-Dibromoethane (EDB)	1.3	Not Detected	10	Not Detected
Chlorobenzene	1.3	Not Detected	6.2	Not Detected
Ethyl Benzene	1.3	Not Detected	5.8	Not Detected
m,p-Xylene	1.3	Not Detected	5.8	Not Detected
o-Xylene	1.3	Not Detected	5.8	Not Detected
Styrene	1.3	Not Detected	5.7	Not Detected
Bromoform	1.3	Not Detected	14	Not Detected
Cumene	1.3	Not Detected	6.6	Not Detected
1,1,2,2-Tetrachloroethane	1.3	Not Detected	9.2	Not Detected
Propylbenzene	1.3	Not Detected	6.6	Not Detected
4-Ethyltoluene	1.3	Not Detected	6.6	Not Detected
1,3,5-Trimethylbenzene	1.3	Not Detected	6.6	Not Detected
1,2,4-Trimethylbenzene	1.3	Not Detected	6.6	Not Detected
1,3-Dichlorobenzene	1.3	Not Detected	8.1	Not Detected
1,4-Dichlorobenzene	1.3	Not Detected	8.1	Not Detected
alpha-Chlorotoluene	1.3	Not Detected	7.0	Not Detected
1,2-Dichlorobenzene	1.3	Not Detected	8.1	Not Detected
1,2,4-Trichlorobenzene	5.4	Not Detected	40	Not Detected
Hexachlorobutadiene	5.4	Not Detected	57	Not Detected
Butane	5.4	Not Detected	13	Not Detected
Isopentane	5.4	2.1 J	16	6.2 J

J = Estimated value.

Container Type: 1 Liter Summa Canister

Surrogates	%Recovery	Method Limits
Toluene-d8	100	70-130
1,2-Dichloroethane-d4	105	70-130
4-Bromofluorobenzene	94	70-130

eurofins | Air Toxics

Client Sample ID: VMP-8-23.5-012413

Lab ID#: 1301501A-09A

EPA METHOD TO-15 GC/MS FULL SCAN

File Name:	**3020116**	**Date of Collection: 1/24/13 2:05:00 PM**	
Dil. Factor:	**2.89**	**Date of Analysis: 2/1/13 08:49 PM**	

Compound	Rpt. Limit (ppbv)	Amount (ppbv)	Rpt. Limit (ug/m3)	Amount (ug/m3)
Freon 12	1.4	0.66 J	7.1	3.2 J
Freon 114	1.4	Not Detected	10	Not Detected
Chloromethane	14	Not Detected	30	Not Detected
Vinyl Chloride	1.4	Not Detected	3.7	Not Detected
1,3-Butadiene	1.4	Not Detected	3.2	Not Detected
Bromomethane	14	Not Detected	56	Not Detected
Chloroethane	5.8	Not Detected	15	Not Detected
Freon 11	1.4	0.32 J	8.1	1.8 J
Ethanol	5.8	Not Detected	11	Not Detected
Freon 113	1.4	Not Detected	11	Not Detected
1,1-Dichloroethene	1.4	Not Detected	5.7	Not Detected
Acetone	14	2.7 J	34	6.4 J
2-Propanol	5.8	Not Detected	14	Not Detected
Carbon Disulfide	5.8	~~1.2 J~~ U	18	~~3.6 J~~ U
3-Chloropropene	5.8	Not Detected	18	Not Detected
Methylene Chloride	14	~~0.48 J~~ U	50	~~1.7 J~~ U
Methyl tert-butyl ether	1.4	Not Detected	5.2	Not Detected
trans-1,2-Dichloroethene	1.4	Not Detected	5.7	Not Detected
Hexane	1.4	Not Detected	5.1	Not Detected
1,1-Dichloroethane	1.4	Not Detected	5.8	Not Detected
2-Butanone (Methyl Ethyl Ketone)	5.8	Not Detected	17	Not Detected
cis-1,2-Dichloroethene	1.4	Not Detected	5.7	Not Detected
Tetrahydrofuran	1.4	Not Detected	4.3	Not Detected
Chloroform	1.4	Not Detected	7.0	Not Detected
1,1,1-Trichloroethane	1.4	Not Detected	7.9	Not Detected
Cyclohexane	1.4	Not Detected	5.0	Not Detected
Carbon Tetrachloride	1.4	Not Detected	9.1	Not Detected
2,2,4-Trimethylpentane	1.4	Not Detected	6.8	Not Detected
Benzene	1.4	3.2	4.6	10
1,2-Dichloroethane	1.4	Not Detected	5.8	Not Detected
Heptane	1.4	Not Detected	5.9	Not Detected
Trichloroethene	1.4	Not Detected	7.8	Not Detected
1,2-Dichloropropane	1.4	Not Detected	6.7	Not Detected
1,4-Dioxane	5.8	Not Detected	21	Not Detected
Bromodichloromethane	1.4	Not Detected	9.7	Not Detected
cis-1,3-Dichloropropene	1.4	Not Detected	6.6	Not Detected
4-Methyl-2-pentanone	1.4	Not Detected	5.9	Not Detected
Toluene	1.4	Not Detected	5.4	Not Detected
trans-1,3-Dichloropropene	1.4	Not Detected	6.6	Not Detected
1,1,2-Trichloroethane	1.4	Not Detected	7.9	Not Detected
Tetrachloroethene	1.4	0.50 J	9.8	3.4 J
2-Hexanone	5.8	Not Detected	24	Not Detected

eurofins | Air Toxics

Client Sample ID: VMP-8-23.5-012413

Lab ID#: 1301501A-09A

EPA METHOD TO-15 GC/MS FULL SCAN

File Name:	**3020116**	**Date of Collection: 1/24/13 2:05:00 PM**	
Dil. Factor:	**2.89**	**Date of Analysis: 2/1/13 08:49 PM**	

Compound	Rpt. Limit (ppbv)	Amount (ppbv)	Rpt. Limit (ug/m3)	Amount (ug/m3)
Dibromochloromethane	1.4	Not Detected	12	Not Detected
1,2-Dibromoethane (EDB)	1.4	Not Detected	11	Not Detected
Chlorobenzene	1.4	Not Detected	6.6	Not Detected
Ethyl Benzene	1.4	Not Detected	6.3	Not Detected
m,p-Xylene	1.4	Not Detected	6.3	Not Detected
o-Xylene	1.4	Not Detected	6.3	Not Detected
Styrene	1.4	Not Detected	6.2	Not Detected
Bromoform	1.4	Not Detected	15	Not Detected
Cumene	1.4	Not Detected	7.1	Not Detected
1,1,2,2-Tetrachloroethane	1.4	Not Detected	9.9	Not Detected
Propylbenzene	1.4	Not Detected	7.1	Not Detected
4-Ethyltoluene	1.4	Not Detected	7.1	Not Detected
1,3,5-Trimethylbenzene	1.4	Not Detected	7.1	Not Detected
1,2,4-Trimethylbenzene	1.4	Not Detected	7.1	Not Detected
1,3-Dichlorobenzene	1.4	Not Detected	8.7	Not Detected
1,4-Dichlorobenzene	1.4	Not Detected	8.7	Not Detected
alpha-Chlorotoluene	1.4	Not Detected	7.5	Not Detected
1,2-Dichlorobenzene	1.4	Not Detected	8.7	Not Detected
1,2,4-Trichlorobenzene	5.8	Not Detected	43	Not Detected
Hexachlorobutadiene	5.8	Not Detected	62	Not Detected
Butane	5.8	Not Detected	14	Not Detected
Isopentane	5.8	Not Detected	17	Not Detected

J = Estimated value.

Container Type: 1 Liter Summa Canister

Surrogates	%Recovery	Method Limits
Toluene-d8	96	70-130
1,2-Dichloroethane-d4	107	70-130
4-Bromofluorobenzene	92	70-130

eurofins | Air Toxics

Client Sample ID: VMP-18-8.5-012313

Lab ID#: 1301501A-10A

EPA METHOD TO-15 GC/MS FULL SCAN

File Name:	**3020117**	**Date of Collection: 1/23/13 4:14:00 PM**	
Dil. Factor:	**2.89**	**Date of Analysis: 2/1/13 09:21 PM**	

Compound	Rpt. Limit (ppbv)	Amount (ppbv)	Rpt. Limit (ug/m3)	Amount (ug/m3)
Freon 12	1.4	0.54 J	7.1	2.7 J
Freon 114	1.4	Not Detected	10	Not Detected
Chloromethane	14	Not Detected	30	Not Detected
Vinyl Chloride	1.4	Not Detected	3.7	Not Detected
1,3-Butadiene	1.4	Not Detected	3.2	Not Detected
Bromomethane	14	Not Detected	56	Not Detected
Chloroethane	5.8	Not Detected	15	Not Detected
Freon 11	1.4	Not Detected	8.1	Not Detected
Ethanol	5.8	Not Detected	11	Not Detected
Freon 113	1.4	Not Detected	11	Not Detected
1,1-Dichloroethene	1.4	Not Detected	5.7	Not Detected
Acetone	14	2.1 J	34	5.1 J
2-Propanol	5.8	2.8 J	14	6.9 J
Carbon Disulfide	5.8	Not Detected	18	Not Detected
3-Chloropropene	5.8	Not Detected	18	Not Detected
Methylene Chloride	14	0.40 J	50	1.4 J
Methyl tert-butyl ether	1.4	Not Detected	5.2	Not Detected
trans-1,2-Dichloroethene	1.4	Not Detected	5.7	Not Detected
Hexane	1.4	Not Detected	5.1	Not Detected
1,1-Dichloroethane	1.4	Not Detected	5.8	Not Detected
2-Butanone (Methyl Ethyl Ketone)	5.8	Not Detected	17	Not Detected
cis-1,2-Dichloroethene	1.4	Not Detected	5.7	Not Detected
Tetrahydrofuran	1.4	Not Detected	4.3	Not Detected
Chloroform	1.4	Not Detected	7.0	Not Detected
1,1,1-Trichloroethane	1.4	Not Detected	7.9	Not Detected
Cyclohexane	1.4	Not Detected	5.0	Not Detected
Carbon Tetrachloride	1.4	Not Detected	9.1	Not Detected
2,2,4-Trimethylpentane	1.4	2.8	6.8	13
Benzene	1.4	7.8	4.6	25
1,2-Dichloroethane	1.4	Not Detected	5.8	Not Detected
Heptane	1.4	Not Detected	5.9	Not Detected
Trichloroethene	1.4	Not Detected	7.8	Not Detected
1,2-Dichloropropane	1.4	Not Detected	6.7	Not Detected
1,4-Dioxane	5.8	Not Detected	21	Not Detected
Bromodichloromethane	1.4	Not Detected	9.7	Not Detected
cis-1,3-Dichloropropene	1.4	Not Detected	6.6	Not Detected
4-Methyl-2-pentanone	1.4	Not Detected	5.9	Not Detected
Toluene	1.4	Not Detected	5.4	Not Detected
trans-1,3-Dichloropropene	1.4	Not Detected	6.6	Not Detected
1,1,2-Trichloroethane	1.4	Not Detected	7.9	Not Detected
Tetrachloroethene	1.4	Not Detected	9.8	Not Detected
2-Hexanone	5.8	Not Detected	24	Not Detected

eurofins | Air Toxics

Client Sample ID: VMP-18-8.5-012313

Lab ID#: 1301501A-10A

EPA METHOD TO-15 GC/MS FULL SCAN

File Name:	**3020117**	**Date of Collection: 1/23/13 4:14:00 PM**	
Dil. Factor:	**2.89**	**Date of Analysis: 2/1/13 09:21 PM**	

Compound	Rpt. Limit (ppbv)	Amount (ppbv)	Rpt. Limit (ug/m3)	Amount (ug/m3)
Dibromochloromethane	1.4	Not Detected	12	Not Detected
1,2-Dibromoethane (EDB)	1.4	Not Detected	11	Not Detected
Chlorobenzene	1.4	Not Detected	6.6	Not Detected
Ethyl Benzene	1.4	Not Detected	6.3	Not Detected
m,p-Xylene	1.4	Not Detected	6.3	Not Detected
o-Xylene	1.4	Not Detected	6.3	Not Detected
Styrene	1.4	Not Detected	6.2	Not Detected
Bromoform	1.4	Not Detected	15	Not Detected
Cumene	1.4	Not Detected	7.1	Not Detected
1,1,2,2-Tetrachloroethane	1.4	Not Detected	9.9	Not Detected
Propylbenzene	1.4	Not Detected	7.1	Not Detected
4-Ethyltoluene	1.4	Not Detected	7.1	Not Detected
1,3,5-Trimethylbenzene	1.4	Not Detected	7.1	Not Detected
1,2,4-Trimethylbenzene	1.4	Not Detected	7.1	Not Detected
1,3-Dichlorobenzene	1.4	Not Detected	8.7	Not Detected
1,4-Dichlorobenzene	1.4	Not Detected	8.7	Not Detected
alpha-Chlorotoluene	1.4	Not Detected	7.5	Not Detected
1,2-Dichlorobenzene	1.4	Not Detected	8.7	Not Detected
1,2,4-Trichlorobenzene	5.8	Not Detected	43	Not Detected
Hexachlorobutadiene	5.8	Not Detected	62	Not Detected
Butane	5.8	Not Detected	14	Not Detected
Isopentane	5.8	Not Detected	17	Not Detected

J = Estimated value.

Container Type: 1 Liter Summa Canister

Surrogates	%Recovery	Method Limits
Toluene-d8	99	70-130
1,2-Dichloroethane-d4	108	70-130
4-Bromofluorobenzene	94	70-130

eurofins | Air Toxics

Client Sample ID: Lab Blank

Lab ID#: 1301501A-11A

EPA METHOD TO-15 GC/MS FULL SCAN

File Name:	**2013105a**	**Date of Collection: NA**	
Dil. Factor:	**1.00**	**Date of Analysis: 1/31/13 01:27 PM**	

Compound	Rpt. Limit (ppbv)	Amount (ppbv)	Rpt. Limit (ug/m3)	Amount (ug/m3)
Freon 12	0.50	Not Detected	2.5	Not Detected
Freon 114	0.50	Not Detected	3.5	Not Detected
Chloromethane	5.0	Not Detected	10	Not Detected
Vinyl Chloride	0.50	Not Detected	1.3	Not Detected
1,3-Butadiene	0.50	Not Detected	1.1	Not Detected
Bromomethane	5.0	Not Detected	19	Not Detected
Chloroethane	2.0	Not Detected	5.3	Not Detected
Freon 11	0.50	Not Detected	2.8	Not Detected
Ethanol	2.0	Not Detected	3.8	Not Detected
Freon 113	0.50	Not Detected	3.8	Not Detected
1,1-Dichloroethene	0.50	Not Detected	2.0	Not Detected
Acetone	5.0	Not Detected	12	Not Detected
2-Propanol	2.0	Not Detected	4.9	Not Detected
Carbon Disulfide	2.0	Not Detected	6.2	Not Detected
3-Chloropropene	2.0	Not Detected	6.3	Not Detected
Methylene Chloride	5.0	Not Detected	17	Not Detected
Methyl tert-butyl ether	0.50	Not Detected	1.8	Not Detected
trans-1,2-Dichloroethene	0.50	Not Detected	2.0	Not Detected
Hexane	0.50	Not Detected	1.8	Not Detected
1,1-Dichloroethane	0.50	Not Detected	2.0	Not Detected
2-Butanone (Methyl Ethyl Ketone)	2.0	Not Detected	5.9	Not Detected
cis-1,2-Dichloroethene	0.50	Not Detected	2.0	Not Detected
Tetrahydrofuran	0.50	Not Detected	1.5	Not Detected
Chloroform	0.50	Not Detected	2.4	Not Detected
1,1,1-Trichloroethane	0.50	Not Detected	2.7	Not Detected
Cyclohexane	0.50	Not Detected	1.7	Not Detected
Carbon Tetrachloride	0.50	Not Detected	3.1	Not Detected
2,2,4-Trimethylpentane	0.50	Not Detected	2.3	Not Detected
Benzene	0.50	Not Detected	1.6	Not Detected
1,2-Dichloroethane	0.50	Not Detected	2.0	Not Detected
Heptane	0.50	Not Detected	2.0	Not Detected
Trichloroethene	0.50	0.14 J	2.7	0.78 J
1,2-Dichloropropane	0.50	Not Detected	2.3	Not Detected
1,4-Dioxane	2.0	Not Detected	7.2	Not Detected
Bromodichloromethane	0.50	Not Detected	3.4	Not Detected
cis-1,3-Dichloropropene	0.50	Not Detected	2.3	Not Detected
4-Methyl-2-pentanone	0.50	Not Detected	2.0	Not Detected
Toluene	0.50	Not Detected	1.9	Not Detected
trans-1,3-Dichloropropene	0.50	Not Detected	2.3	Not Detected
1,1,2-Trichloroethane	0.50	Not Detected	2.7	Not Detected
Tetrachloroethene	0.50	Not Detected	3.4	Not Detected
2-Hexanone	2.0	0.21 J	8.2	0.85 J

eurofins | Air Toxics

Client Sample ID: Lab Blank

Lab ID#: 1301501A-11A

EPA METHOD TO-15 GC/MS FULL SCAN

File Name:	**2013105a**	**Date of Collection: NA**	
Dil. Factor:	**1.00**	**Date of Analysis: 1/31/13 01:27 PM**	

Compound	Rpt. Limit (ppbv)	Amount (ppbv)	Rpt. Limit (ug/m3)	Amount (ug/m3)
Dibromochloromethane	0.50	Not Detected	4.2	Not Detected
1,2-Dibromoethane (EDB)	0.50	Not Detected	3.8	Not Detected
Chlorobenzene	0.50	Not Detected	2.3	Not Detected
Ethyl Benzene	0.50	Not Detected	2.2	Not Detected
m,p-Xylene	0.50	Not Detected	2.2	Not Detected
o-Xylene	0.50	Not Detected	2.2	Not Detected
Styrene	0.50	0.067 J	2.1	0.29 J
Bromoform	0.50	Not Detected	5.2	Not Detected
Cumene	0.50	Not Detected	2.4	Not Detected
1,1,2,2-Tetrachloroethane	0.50	0.10 J	3.4	0.69 J
Propylbenzene	0.50	0.060 J	2.4	0.29 J
4-Ethyltoluene	0.50	Not Detected	2.4	Not Detected
1,3,5-Trimethylbenzene	0.50	Not Detected	2.4	Not Detected
1,2,4-Trimethylbenzene	0.50	0.090 J	2.4	0.44 J
1,3-Dichlorobenzene	0.50	0.15 J	3.0	0.92 J
1,4-Dichlorobenzene	0.50	0.24 J	3.0	1.5 J
alpha-Chlorotoluene	0.50	0.15 J	2.6	0.80 J
1,2-Dichlorobenzene	0.50	0.19 J	3.0	1.2 J
1,2,4-Trichlorobenzene	2.0	0.74 J	15	5.5 J
Hexachlorobutadiene	2.0	Not Detected	21	Not Detected
Butane	2.0	Not Detected	4.8	Not Detected
Isopentane	2.0	Not Detected	5.9	Not Detected

J = Estimated value.

Container Type: NA - Not Applicable

Surrogates	%Recovery	Method Limits
Toluene-d8	91	70-130
1,2-Dichloroethane-d4	99	70-130
4-Bromofluorobenzene	96	70-130

eurofins | Air Toxics

Client Sample ID: Lab Blank

Lab ID#: 1301501A-11B

EPA METHOD TO-15 GC/MS FULL SCAN

File Name:	**3020106a**	**Date of Collection: NA**	
Dil. Factor:	**1.00**	**Date of Analysis: 2/1/13 03:12 PM**	

Compound	Rpt. Limit (ppbv)	Amount (ppbv)	Rpt. Limit (ug/m3)	Amount (ug/m3)
Freon 12	0.50	Not Detected	2.5	Not Detected
Freon 114	0.50	Not Detected	3.5	Not Detected
Chloromethane	5.0	Not Detected	10	Not Detected
Vinyl Chloride	0.50	Not Detected	1.3	Not Detected
1,3-Butadiene	0.50	Not Detected	1.1	Not Detected
Bromomethane	5.0	Not Detected	19	Not Detected
Chloroethane	2.0	Not Detected	5.3	Not Detected
Freon 11	0.50	Not Detected	2.8	Not Detected
Ethanol	2.0	Not Detected	3.8	Not Detected
Freon 113	0.50	Not Detected	3.8	Not Detected
1,1-Dichloroethene	0.50	Not Detected	2.0	Not Detected
Acetone	5.0	Not Detected	12	Not Detected
2-Propanol	2.0	Not Detected	4.9	Not Detected
Carbon Disulfide	2.0	0.39 J	6.2	1.2 J
3-Chloropropene	2.0	Not Detected	6.3	Not Detected
Methylene Chloride	5.0	0.20 J	17	0.70 J
Methyl tert-butyl ether	0.50	Not Detected	1.8	Not Detected
trans-1,2-Dichloroethene	0.50	Not Detected	2.0	Not Detected
Hexane	0.50	Not Detected	1.8	Not Detected
1,1-Dichloroethane	0.50	Not Detected	2.0	Not Detected
2-Butanone (Methyl Ethyl Ketone)	2.0	Not Detected	5.9	Not Detected
cis-1,2-Dichloroethene	0.50	Not Detected	2.0	Not Detected
Tetrahydrofuran	0.50	Not Detected	1.5	Not Detected
Chloroform	0.50	Not Detected	2.4	Not Detected
1,1,1-Trichloroethane	0.50	Not Detected	2.7	Not Detected
Cyclohexane	0.50	Not Detected	1.7	Not Detected
Carbon Tetrachloride	0.50	Not Detected	3.1	Not Detected
2,2,4-Trimethylpentane	0.50	Not Detected	2.3	Not Detected
Benzene	0.50	Not Detected	1.6	Not Detected
1,2-Dichloroethane	0.50	0.087 J	2.0	0.35 J
Heptane	0.50	Not Detected	2.0	Not Detected
Trichloroethene	0.50	Not Detected	2.7	Not Detected
1,2-Dichloropropane	0.50	Not Detected	2.3	Not Detected
1,4-Dioxane	2.0	Not Detected	7.2	Not Detected
Bromodichloromethane	0.50	Not Detected	3.4	Not Detected
cis-1,3-Dichloropropene	0.50	0.10 J	2.3	0.48 J
4-Methyl-2-pentanone	0.50	Not Detected	2.0	Not Detected
Toluene	0.50	Not Detected	1.9	Not Detected
trans-1,3-Dichloropropene	0.50	0.18 J	2.3	0.80 J
1,1,2-Trichloroethane	0.50	Not Detected	2.7	Not Detected
Tetrachloroethene	0.50	0.067 J	3.4	0.46 J
2-Hexanone	2.0	Not Detected	8.2	Not Detected

eurofins | Air Toxics

Client Sample ID: Lab Blank

Lab ID#: 1301501A-11B

EPA METHOD TO-15 GC/MS FULL SCAN

File Name:	**3020106a**	**Date of Collection: NA**	
Dil. Factor:	**1.00**	**Date of Analysis: 2/1/13 03:12 PM**	

Compound	Rpt. Limit (ppbv)	Amount (ppbv)	Rpt. Limit (ug/m3)	Amount (ug/m3)
Dibromochloromethane	0.50	Not Detected	4.2	Not Detected
1,2-Dibromoethane (EDB)	0.50	0.16 J	3.8	1.2 J
Chlorobenzene	0.50	0.12 J	2.3	0.54 J
Ethyl Benzene	0.50	Not Detected	2.2	Not Detected
m,p-Xylene	0.50	Not Detected	2.2	Not Detected
o-Xylene	0.50	Not Detected	2.2	Not Detected
Styrene	0.50	Not Detected	2.1	Not Detected
Bromoform	0.50	Not Detected	5.2	Not Detected
Cumene	0.50	Not Detected	2.4	Not Detected
1,1,2,2-Tetrachloroethane	0.50	0.15 J	3.4	1.0 J
Propylbenzene	0.50	0.12 J	2.4	0.57 J
4-Ethyltoluene	0.50	0.11 J	2.4	0.55 J
1,3,5-Trimethylbenzene	0.50	Not Detected	2.4	Not Detected
1,2,4-Trimethylbenzene	0.50	0.095 J	2.4	0.47 J
1,3-Dichlorobenzene	0.50	0.28 J	3.0	1.7 J
1,4-Dichlorobenzene	0.50	0.27 J	3.0	1.6 J
alpha-Chlorotoluene	0.50	0.15 J	2.6	0.77 J
1,2-Dichlorobenzene	0.50	0.25 J	3.0	1.5 J
1,2,4-Trichlorobenzene	2.0	0.70 J	15	5.2 J
Hexachlorobutadiene	2.0	0.42 J	21	4.5 J
Butane	2.0	Not Detected	4.8	Not Detected
Isopentane	2.0	Not Detected	5.9	Not Detected

J = Estimated value.

Container Type: NA - Not Applicable

Surrogates	%Recovery	Method Limits
Toluene-d8	99	70-130
1,2-Dichloroethane-d4	103	70-130
4-Bromofluorobenzene	96	70-130

eurofins | Air Toxics

Client Sample ID: CCV

Lab ID#: 1301501A-12A

EPA METHOD TO-15 GC/MS FULL SCAN

File Name:	**2013102**	**Date of Collection: NA**	
Dil. Factor:	**1.00**	**Date of Analysis: 1/31/13 10:30 AM**	

Compound	%Recovery
Freon 12	82
Freon 114	86
Chloromethane	89
Vinyl Chloride	85
1,3-Butadiene	92
Bromomethane	96
Chloroethane	95
Freon 11	78
Ethanol	102
Freon 113	86
1,1-Dichloroethene	93
Acetone	94
2-Propanol	100
Carbon Disulfide	92
3-Chloropropene	100
Methylene Chloride	86
Methyl tert-butyl ether	98
trans-1,2-Dichloroethene	94
Hexane	93
1,1-Dichloroethane	87
2-Butanone (Methyl Ethyl Ketone)	102
cis-1,2-Dichloroethene	94
Tetrahydrofuran	98
Chloroform	84
1,1,1-Trichloroethane	86
Cyclohexane	98
Carbon Tetrachloride	89
2,2,4-Trimethylpentane	86
Benzene	80
1,2-Dichloroethane	76
Heptane	83
Trichloroethene	82
1,2-Dichloropropane	78
1,4-Dioxane	83
Bromodichloromethane	79
cis-1,3-Dichloropropene	88
4-Methyl-2-pentanone	87
Toluene	77
trans-1,3-Dichloropropene	98
1,1,2-Trichloroethane	88
Tetrachloroethene	89
2-Hexanone	96

eurofins | Air Toxics

Client Sample ID: CCV

Lab ID#: 1301501A-12A

EPA METHOD TO-15 GC/MS FULL SCAN

File Name:	**2013102**	**Date of Collection: NA**	
Dil. Factor:	**1.00**	**Date of Analysis: 1/31/13 10:30 AM**	

Compound	%Recovery
Dibromochloromethane	91
1,2-Dibromoethane (EDB)	89
Chlorobenzene	85
Ethyl Benzene	91
m,p-Xylene	91
o-Xylene	87
Styrene	98
Bromoform	94
Cumene	86
1,1,2,2-Tetrachloroethane	83
Propylbenzene	90
4-Ethyltoluene	85
1,3,5-Trimethylbenzene	80
1,2,4-Trimethylbenzene	88
1,3-Dichlorobenzene	81
1,4-Dichlorobenzene	80
alpha-Chlorotoluene	93
1,2-Dichlorobenzene	80
1,2,4-Trichlorobenzene	70
Hexachlorobutadiene	84
Butane	88
Isopentane	90

Container Type: NA - Not Applicable

Surrogates	%Recovery	Method Limits
Toluene-d8	93	70-130
1,2-Dichloroethane-d4	96	70-130
4-Bromofluorobenzene	100	70-130

eurofins | Air Toxics

Client Sample ID: CCV

Lab ID#: 1301501A-12B

EPA METHOD TO-15 GC/MS FULL SCAN

File Name:	**3020102**	**Date of Collection: NA**	
Dil. Factor:	**1.00**	**Date of Analysis: 2/1/13 12:32 PM**	

Compound	%Recovery
Freon 12	101
Freon 114	102
Chloromethane	100
Vinyl Chloride	100
1,3-Butadiene	105
Bromomethane	100
Chloroethane	99
Freon 11	102
Ethanol	104
Freon 113	96
1,1-Dichloroethene	99
Acetone	99
2-Propanol	102
Carbon Disulfide	96
3-Chloropropene	101
Methylene Chloride	100
Methyl tert-butyl ether	109
trans-1,2-Dichloroethene	102
Hexane	112
1,1-Dichloroethane	100
2-Butanone (Methyl Ethyl Ketone)	104
cis-1,2-Dichloroethene	100
Tetrahydrofuran	115
Chloroform	100
1,1,1-Trichloroethane	101
Cyclohexane	110
Carbon Tetrachloride	103
2,2,4-Trimethylpentane	112
Benzene	107
1,2-Dichloroethane	108
Heptane	117
Trichloroethene	91
1,2-Dichloropropane	103
1,4-Dioxane	104
Bromodichloromethane	104
cis-1,3-Dichloropropene	106
4-Methyl-2-pentanone	118
Toluene	104
trans-1,3-Dichloropropene	108
1,1,2-Trichloroethane	102
Tetrachloroethene	99
2-Hexanone	124

eurofins | Air Toxics

Client Sample ID: CCV

Lab ID#: 1301501A-12B

EPA METHOD TO-15 GC/MS FULL SCAN

File Name:	**3020102**	**Date of Collection: NA**	
Dil. Factor:	**1.00**	**Date of Analysis: 2/1/13 12:32 PM**	

Compound	%Recovery
Dibromochloromethane	106
1,2-Dibromoethane (EDB)	104
Chlorobenzene	96
Ethyl Benzene	109
m,p-Xylene	114
o-Xylene	115
Styrene	120
Bromoform	106
Cumene	118
1,1,2,2-Tetrachloroethane	115
Propylbenzene	113
4-Ethyltoluene	115
1,3,5-Trimethylbenzene	123
1,2,4-Trimethylbenzene	131 Q
1,3-Dichlorobenzene	109
1,4-Dichlorobenzene	111
alpha-Chlorotoluene	119
1,2-Dichlorobenzene	107
1,2,4-Trichlorobenzene	102
Hexachlorobutadiene	102
Butane	109
Isopentane	106

Q = Exceeds Quality Control limits.

Container Type: NA - Not Applicable

Surrogates	%Recovery	Method Limits
Toluene-d8	106	70-130
1,2-Dichloroethane-d4	106	70-130
4-Bromofluorobenzene	103	70-130

eurofins | Air Toxics

Client Sample ID: LCS

Lab ID#: 1301501A-13A

EPA METHOD TO-15 GC/MS FULL SCAN

File Name:	**2013103**	**Date of Collection: NA**	
Dil. Factor:	**1.00**	**Date of Analysis: 1/31/13 11:20 AM**	

Compound	%Recovery
Freon 12	75
Freon 114	77
Chloromethane	82
Vinyl Chloride	78
1,3-Butadiene	81
Bromomethane	87
Chloroethane	87
Freon 11	76
Ethanol	88
Freon 113	79
1,1-Dichloroethene	90
Acetone	91
2-Propanol	88
Carbon Disulfide	103
3-Chloropropene	100
Methylene Chloride	78
Methyl tert-butyl ether	91
trans-1,2-Dichloroethene	96
Hexane	85
1,1-Dichloroethane	80
2-Butanone (Methyl Ethyl Ketone)	96
cis-1,2-Dichloroethene	85
Tetrahydrofuran	86
Chloroform	78
1,1,1-Trichloroethane	80
Cyclohexane	89
Carbon Tetrachloride	83
2,2,4-Trimethylpentane	80
Benzene	76
1,2-Dichloroethane	72
Heptane	78
Trichloroethene	78
1,2-Dichloropropane	73
1,4-Dioxane	76
Bromodichloromethane	75
cis-1,3-Dichloropropene	83
4-Methyl-2-pentanone	80
Toluene	74
trans-1,3-Dichloropropene	94
1,1,2-Trichloroethane	84
Tetrachloroethene	84
2-Hexanone	86

eurofins | Air Toxics

Client Sample ID: LCS

Lab ID#: 1301501A-13A

EPA METHOD TO-15 GC/MS FULL SCAN

File Name:	**2013103**	**Date of Collection: NA**	
Dil. Factor:	**1.00**	**Date of Analysis: 1/31/13 11:20 AM**	

Compound	%Recovery
Dibromochloromethane	86
1,2-Dibromoethane (EDB)	86
Chlorobenzene	81
Ethyl Benzene	88
m,p-Xylene	90
o-Xylene	86
Styrene	94
Bromoform	87
Cumene	85
1,1,2,2-Tetrachloroethane	81
Propylbenzene	89
4-Ethyltoluene	80
1,3,5-Trimethylbenzene	78
1,2,4-Trimethylbenzene	83
1,3-Dichlorobenzene	81
1,4-Dichlorobenzene	78
alpha-Chlorotoluene	91
1,2-Dichlorobenzene	81
1,2,4-Trichlorobenzene	70
Hexachlorobutadiene	85
Butane	75
Isopentane	84

Container Type: NA - Not Applicable

Surrogates	%Recovery	Method Limits
Toluene-d8	95	70-130
1,2-Dichloroethane-d4	93	70-130
4-Bromofluorobenzene	101	70-130

eurofins | Air Toxics

Client Sample ID: LCSD

Lab ID#: 1301501A-13AA

EPA METHOD TO-15 GC/MS FULL SCAN

File Name:	**2013104**	**Date of Collection: NA**	
Dil. Factor:	**1.00**	**Date of Analysis: 1/31/13 12:39 PM**	

Compound	%Recovery
Freon 12	76
Freon 114	78
Chloromethane	82
Vinyl Chloride	80
1,3-Butadiene	82
Bromomethane	89
Chloroethane	88
Freon 11	77
Ethanol	88
Freon 113	80
1,1-Dichloroethene	90
Acetone	93
2-Propanol	88
Carbon Disulfide	104
3-Chloropropene	104
Methylene Chloride	78
Methyl tert-butyl ether	94
trans-1,2-Dichloroethene	97
Hexane	86
1,1-Dichloroethane	81
2-Butanone (Methyl Ethyl Ketone)	95
cis-1,2-Dichloroethene	85
Tetrahydrofuran	88
Chloroform	79
1,1,1-Trichloroethane	81
Cyclohexane	91
Carbon Tetrachloride	83
2,2,4-Trimethylpentane	81
Benzene	75
1,2-Dichloroethane	71
Heptane	77
Trichloroethene	78
1,2-Dichloropropane	74
1,4-Dioxane	74
Bromodichloromethane	74
cis-1,3-Dichloropropene	82
4-Methyl-2-pentanone	78
Toluene	72
trans-1,3-Dichloropropene	93
1,1,2-Trichloroethane	82
Tetrachloroethene	82
2-Hexanone	85

eurofins | Air Toxics

Client Sample ID: LCSD

Lab ID#: 1301501A-13AA

EPA METHOD TO-15 GC/MS FULL SCAN

File Name:	**2013104**	**Date of Collection: NA**	
Dil. Factor:	**1.00**	**Date of Analysis: 1/31/13 12:39 PM**	

Compound	%Recovery
Dibromochloromethane	84
1,2-Dibromoethane (EDB)	84
Chlorobenzene	79
Ethyl Benzene	85
m,p-Xylene	86
o-Xylene	84
Styrene	91
Bromoform	86
Cumene	81
1,1,2,2-Tetrachloroethane	79
Propylbenzene	88
4-Ethyltoluene	78
1,3,5-Trimethylbenzene	76
1,2,4-Trimethylbenzene	81
1,3-Dichlorobenzene	78
1,4-Dichlorobenzene	78
alpha-Chlorotoluene	91
1,2-Dichlorobenzene	79
1,2,4-Trichlorobenzene	69 Q
Hexachlorobutadiene	84
Butane	78
Isopentane	87

Q = Exceeds Quality Control limits.

Container Type: NA - Not Applicable

Surrogates	%Recovery	Method Limits
Toluene-d8	94	70-130
1,2-Dichloroethane-d4	94	70-130
4-Bromofluorobenzene	100	70-130

eurofins | Air Toxics

Client Sample ID: LCS

Lab ID#: 1301501A-13B

EPA METHOD TO-15 GC/MS FULL SCAN

File Name:	**3020103**	**Date of Collection: NA**	
Dil. Factor:	**1.00**	**Date of Analysis: 2/1/13 01:10 PM**	

Compound	%Recovery
Freon 12	103
Freon 114	107
Chloromethane	108
Vinyl Chloride	115
1,3-Butadiene	112
Bromomethane	101
Chloroethane	102
Freon 11	102
Ethanol	106
Freon 113	100
1,1-Dichloroethene	111
Acetone	102
2-Propanol	106
Carbon Disulfide	122
3-Chloropropene	122
Methylene Chloride	98
Methyl tert-butyl ether	111
trans-1,2-Dichloroethene	116
Hexane	113
1,1-Dichloroethane	100
2-Butanone (Methyl Ethyl Ketone)	109
cis-1,2-Dichloroethene	101
Tetrahydrofuran	113
Chloroform	102
1,1,1-Trichloroethane	102
Cyclohexane	114
Carbon Tetrachloride	104
2,2,4-Trimethylpentane	115
Benzene	107
1,2-Dichloroethane	104
Heptane	116
Trichloroethene	93
1,2-Dichloropropane	103
1,4-Dioxane	105
Bromodichloromethane	105
cis-1,3-Dichloropropene	108
4-Methyl-2-pentanone	121
Toluene	104
trans-1,3-Dichloropropene	109
1,1,2-Trichloroethane	102
Tetrachloroethene	99
2-Hexanone	126

eurofins | Air Toxics

Client Sample ID: LCS

Lab ID#: 1301501A-13B

EPA METHOD TO-15 GC/MS FULL SCAN

File Name:	**3020103**	**Date of Collection: NA**	
Dil. Factor:	**1.00**	**Date of Analysis: 2/1/13 01:10 PM**	

Compound	**%Recovery**
Dibromochloromethane	104
1,2-Dibromoethane (EDB)	106
Chlorobenzene	97
Ethyl Benzene	110
m,p-Xylene	115
o-Xylene	115
Styrene	120
Bromoform	103
Cumene	119
1,1,2,2-Tetrachloroethane	115
Propylbenzene	114
4-Ethyltoluene	111
1,3,5-Trimethylbenzene	122
1,2,4-Trimethylbenzene	129
1,3-Dichlorobenzene	108
1,4-Dichlorobenzene	110
alpha-Chlorotoluene	116
1,2-Dichlorobenzene	108
1,2,4-Trichlorobenzene	105
Hexachlorobutadiene	104
Butane	111
Isopentane	106

Container Type: NA - Not Applicable

Surrogates	**%Recovery**	**Method Limits**
Toluene-d8	103	70-130
1,2-Dichloroethane-d4	101	70-130
4-Bromofluorobenzene	100	70-130

eurofins | Air Toxics

Client Sample ID: LCSD

Lab ID#: 1301501A-13BB

EPA METHOD TO-15 GC/MS FULL SCAN

File Name:	**3020104**	**Date of Collection: NA**	
Dil. Factor:	**1.00**	**Date of Analysis: 2/1/13 01:58 PM**	

Compound	%Recovery
Freon 12	104
Freon 114	108
Chloromethane	104
Vinyl Chloride	109
1,3-Butadiene	110
Bromomethane	103
Chloroethane	101
Freon 11	101
Ethanol	104
Freon 113	101
1,1-Dichloroethene	114
Acetone	103
2-Propanol	108
Carbon Disulfide	123
3-Chloropropene	124
Methylene Chloride	99
Methyl tert-butyl ether	112
trans-1,2-Dichloroethene	118
Hexane	115
1,1-Dichloroethane	101
2-Butanone (Methyl Ethyl Ketone)	107
cis-1,2-Dichloroethene	104
Tetrahydrofuran	115
Chloroform	103
1,1,1-Trichloroethane	103
Cyclohexane	116
Carbon Tetrachloride	104
2,2,4-Trimethylpentane	116
Benzene	106
1,2-Dichloroethane	102
Heptane	115
Trichloroethene	92
1,2-Dichloropropane	104
1,4-Dioxane	106
Bromodichloromethane	103
cis-1,3-Dichloropropene	107
4-Methyl-2-pentanone	120
Toluene	103
trans-1,3-Dichloropropene	109
1,1,2-Trichloroethane	103
Tetrachloroethene	101
2-Hexanone	129

eurofins | Air Toxics

Client Sample ID: LCSD

Lab ID#: 1301501A-13BB

EPA METHOD TO-15 GC/MS FULL SCAN

File Name:	**3020104**	**Date of Collection: NA**	
Dil. Factor:	**1.00**	**Date of Analysis: 2/1/13 01:58 PM**	

Compound	%Recovery
Dibromochloromethane	104
1,2-Dibromoethane (EDB)	107
Chlorobenzene	97
Ethyl Benzene	110
m,p-Xylene	117
o-Xylene	116
Styrene	120
Bromoform	104
Cumene	120
1,1,2,2-Tetrachloroethane	115
Propylbenzene	115
4-Ethyltoluene	112
1,3,5-Trimethylbenzene	123
1,2,4-Trimethylbenzene	131 Q
1,3-Dichlorobenzene	110
1,4-Dichlorobenzene	111
alpha-Chlorotoluene	117
1,2-Dichlorobenzene	108
1,2,4-Trichlorobenzene	108
Hexachlorobutadiene	106
Butane	110
Isopentane	107

Q = Exceeds Quality Control limits.

Container Type: NA - Not Applicable

Surrogates	%Recovery	Method Limits
Toluene-d8	102	70-130
1,2-Dichloroethane-d4	101	70-130
4-Bromofluorobenzene	100	70-130

Shell Oil Products Chain Of Custody Record

URS

Air Toxics LTD.
Project Name: Roxana Soil Vapor
Project # 21562850.04001
Lab Vendor #

Please Check Appropriate Box:
☑ ENV. SERVICES ☐ MOTIVA RETAIL ☐ SHELL RETAIL
☐ MOTIVA SD&CM ☐ CONSULTANT ☐ LUBES
☐ SHELL PIPELINE ☐ OTHER

Print Bill To Contact Name: Robert Moosheglan
PO #:
INCIDENT # (ENV SERVICES): 9 7 2 1 8 6 4 0
☐ CHECK IF NO INCIDENT # APPLIES
SAP #: 3 4 0 0 6 1
DATE: 01/25/13
PAGE: 1 of 3

SAMPLING COMPANY: URS CORPORATION
ADDRESS: 1001 HIGHLANDS PLAZA DRIVE WEST - SUITE 300; ST. LOUIS, MO 63110
LABORATORY ADDRESS: Air Toxics, LTD 180 Blue Ravine Road, Suite B, Folsom, CA 95630-4719
TELEPHONE: 314-429-0100 FAX: 314-429-0462 BILL TO CONTACT E-MAIL: Robert.Moosheglan@urs.com
SITE ADDRESS: Street and City: 900 SOUTH CENTRAL AVE – ROXANA State: IL GLOBAL ID NO.:
SAMPLER'S NAME(S) & TC (Name, Company, Office Location): Elizabeth Kunkel, URS, St. Louis PHONE NO.: 314-743-4179 E-MAIL: Elizabeth_Kunkel@URSCorp.com CONSULTANT PROJECT NAME#: Roxana Soil Vapor
M. Currier, C. Kretzer, M. Mittermeyer, L. Rathnow, S. Jansen, E. Arthur, A. Day, B. Lehan,

TURNAROUND TIME (CALENDAR DAYS):
☑ STANDARD (14 DAY) ☐ 5 DAYS ☐ 3 DAYS ☐ 2 DAYS ☐ 24 HOURS ☐ RESULTS NEEDED ON WEEKEND

☐ LA - RWQCB REPORT FORMAT ☑ UST AGENCY:

DELIVERABLES: ☐ LEVEL 1 ☐ LEVEL 2 ☐ LEVEL 3 ☑ LEVEL 4 ☐ OTHER (SPECIFY)

☑ SHELL CONTRACT RATE APPLIES
☐ STATE REIMBURSEMENT RATE APPLIES
☐ EDD NOT NEEDED
☑ RECEIPT VERIFICATION REQUESTED

REQUESTED ANALYSIS

Turn Around Time: ☑ Normal ☐ Rush ☐ Specify

Lab Use Only
Pressurized by:
Date:
Pressurization Gas: N_2 He

LAB USE ONLY	Field Sample Identification	SAMPLING DATE	SAMPLING TIME	Canister Number	Canister Pressure/Vacuum Initial	Final	Receipt	Final (psi)	Modified TO-15 + Butane & Isopentane	ASTM D-1946 + Helium	ASTM D-1946
01	VMP-5-5-012513	01/25/13	0920-0952	34086	-29	-8.5			X	X	
02	VMP-5-12.5-012413	01/24/13	1459-1529	36472	-30	-9			X	X	
03	VMP-5-31-012413	01/24/13	1547-1617	34174	-30	-9			X	X	
04	VMP-5-40-012513	01/25/13	1014-1044	36570	-30	-8			X	X	
05	VMP-5-40-012513-Dup	01/25/13	1014-1044	35644	-30	-7.5			X	X	
06	VMP-8-5-012413	01/24/13	1128-1209	100187	-28.5	-8			X	X	
07	VMP-8-9.5-012413	01/24/13	1232-1302	31771	-29	-7.5			X	X	
08	VMP-8-9.5-012413-Dup	01/24/13	1232-1302	36475	-29.5	-9			X	X	
09	VMP-8-23.5-012413	01/24/13	1324-1405	12285	-29.5	-8			X	X	
10	VMP-18-8.5-012313	01/23/13	1544-1614	36474	-30	-9.5			X	X	

ADDITIONAL NOTES:
- 14 day hold time
- Report results between MDL and RL
- Level IV ECVP

	Received by: (Signature)	Date	Time
Relinquished by: (Signature) Lindsay Rathnow	FEDEX	1/25/13	19:30
Relinquished by: (Signature)	Received by: (Signature) B. Lehan ATL	1/28/13	0945
Relinquished by: (Signature)	Received by: (Signature)	Date:	Time:

05/2/08 Revision

Fedex
Custody Seal Intact?
(Y) N None Temp____

1301501

eurofins | Air Toxics

2/11/2013
Ms. Elizabeth Kunkel
URS Corporation
1001 Highlands Plaza Dr. West
Suite 300
St. Louis MO 63110

Project Name: Roxana Soil Vapor
Project #: 21562850.04001
Workorder #: 1301501B

Dear Ms. Elizabeth Kunkel

The following report includes the data for the above referenced project for sample(s) received on 1/28/2013 at Air Toxics Ltd.

The data and associated QC analyzed by Modified ASTM D-1946 are compliant with the project requirements or laboratory criteria with the exception of the deviations noted in the attached case narrative.

Thank you for choosing Air Toxics Ltd. for your air analysis needs. Air Toxics Ltd. is committed to providing accurate data of the highest quality. Please feel free to contact the Project Manager: Kelly Buettner at 916-985-1000 if you have any questions regarding the data in this report.

Regards,

Kelly Buettner

Kelly Buettner
Project Manager

REVIEWED
ON
3/19/13

eurofins | Air Toxics

WORK ORDER #: 1301501B

Work Order Summary

CLIENT:	Ms. Elizabeth Kunkel URS Corporation 1001 Highlands Plaza Dr. West Suite 300 St. Louis, MO 63110	**BILL TO:**	Accounts Payable Austin URS Corporation P.O. BOX 203970 Austin, TX 78720-1088
PHONE:	314-743-4179	**P.O. #**	21562735.00013
FAX:		**PROJECT #**	21562850.04001 Roxana Soil Vapor
DATE RECEIVED:	01/28/2013	**CONTACT:**	Kelly Buettner
DATE COMPLETED:	02/11/2013		

FRACTION #	NAME	TEST	RECEIPT VAC./PRES.	FINAL PRESSURE
01A	VMP-5-5-012513	Modified ASTM D-1946	7.0 "Hg	15 psi
02A	VMP-5-12.5-012413	Modified ASTM D-1946	6.5 "Hg	15 psi
03A	VMP-5-31-012413	Modified ASTM D-1946	6.0 "Hg	15 psi
04A	VMP-5-40-012513	Modified ASTM D-1946	6.5 "Hg	15 psi
05A	VMP-5-40-012513-Dup	Modified ASTM D-1946	6.0 "Hg	15 psi
06A	VMP-8-5-012413	Modified ASTM D-1946	7.5 "Hg	15 psi
07A	VMP-8-9.5-012413	Modified ASTM D-1946	6.0 "Hg	15 psi
08A	VMP-8-9.5-012413-Dup	Modified ASTM D-1946	7.5 "Hg	15 psi
09A	VMP-8-23.5-012413	Modified ASTM D-1946	9.0 "Hg	15 psi
10A	VMP-18-8.5-012313	Modified ASTM D-1946	9.0 "Hg	15 psi
11A	Lab Blank	Modified ASTM D-1946	NA	NA
11B	Lab Blank	Modified ASTM D-1946	NA	NA
12A	LCS	Modified ASTM D-1946	NA	NA
12AA	LCSD	Modified ASTM D-1946	NA	NA

CERTIFIED BY: Heidi Mayo DATE: 02/11/13

Technical Director

Certification numbers: AZ Licensure AZ0775, CA NELAP - 12282CA, NY NELAP - 11291,
TX NELAP - T104704434-12-4, UT NELAP CA009332012-3, WA NELAP - C935
Name of Accrediting Agency: NELAP/ORELAP (Oregon Environmental Laboratory Accreditation Program)
Accreditation number: CA300005, Effective date: 10/18/2012, Expiration date: 10/17/2013.
Eurofins Air Toxics Ltd. certifies that the test results contained in this report meet all requirements of the NELAC standards

This report shall not be reproduced, except in full, without the written approval of Eurofins Air Toxics, Inc.

180 BLUE RAVINE ROAD, SUITE B FOLSOM, CA - 9563
(916) 985-1000 . (800) 985-5955 . FAX (916) 985-1020

LABORATORY NARRATIVE
Modified ASTM D-1946
URS Corporation
Workorder# 1301501B

Ten 1 Liter Summa Canister samples were received on January 28, 2013. The laboratory performed analysis via Modified ASTM Method D-1946 for Methane and fixed gases in air using GC/FID or GC/TCD. The method involves direct injection of 1.0 mL of sample.

On the analytical column employed for this analysis, Oxygen coelutes with Argon. The corresponding peak is quantitated as Oxygen.

Since Nitrogen is used to pressurize samples, the reported Nitrogen values are calculated by adding all the sample components and subtracting from 100%.

Method modifications taken to run these samples are summarized in the table below. Specific project requirements may over-ride the ATL modifications.

Requirement	*ASTM D-1946*	*ATL Modifications*
Calibration	A single point calibration is performed using a reference standard closely matching the composition of the unknown.	A 3-point calibration curve is performed. Quantitation is based on a daily calibration standard which may or may not resemble the composition of the associated samples.
Reference Standard	The composition of any reference standard must be known to within 0.01 mol % for any component.	The standards used by ATL are blended to a >/= 95% accuracy.
Sample Injection Volume	Components whose concentrations are in excess of 5 % should not be analyzed by using sample volumes greater than 0.5 mL.	The sample container is connected directly to a fixed volume sample loop of 1.0 mL on the GC. Linear range is defined by the calibration curve. Bags are loaded by vacuum.
Normalization	Normalize the mole percent values by multiplying each value by 100 and dividing by the sum of the original values. The sum of the original values should not differ from 100% by more than 1.0%.	Results are not normalized. The sum of the reported values can differ from 100% by as much as 15%, either due to analytical variability or an unusual sample matrix.
Precision	Precision requirements established at each concentration level.	Duplicates should agree within 25% RPD for detections > 5 X's the RL.

Receiving Notes

There were no receiving discrepancies.

Analytical Notes

As per project specific client request the laboratory has reported estimated values for target compound hits that are below the Reporting Limit but greater than the Method Detection Limit. Concentrations that are below the level at which the canister was certified may be false positives.

The reporting limit for Carbon Monoxide was raised from 0.010 % to 0.050 %.

Definition of Data Qualifying Flags

Seven qualifiers may have been used on the data analysis sheets and indicate as follows:
B - Compound present in laboratory blank greater than reporting limit.
J - Estimated value.
E - Exceeds instrument calibration range.
S - Saturated peak.
Q - Exceeds quality control limits.
U - Compound analyzed for but not detected above the detection limit.
M - Reported value may be biased due to apparent matrix interferences.
File extensions may have been used on the data analysis sheets and indicates as follows:
a-File was requantified
b-File was quantified by a second column and detector
r1-File was requantified for the purpose of reissue

eurofins | Air Toxics

Summary of Detected Compounds
NATURAL GAS ANALYSIS BY MODIFIED ASTM D-1946

Client Sample ID: VMP-5-5-012513

Lab ID#: 1301501B-01A

Compound	Rpt. Limit (%)	Amount (%)
Oxygen	0.26	21
Nitrogen	0.26	79
Methane	0.00026	0.000058 J
Carbon Dioxide	0.026	0.13
Helium	0.13	0.084 J

Client Sample ID: VMP-5-12.5-012413

Lab ID#: 1301501B-02A

Compound	Rpt. Limit (%)	Amount (%)
Oxygen	0.26	21
Nitrogen	0.26	79
Methane	0.00026	0.000037 J
Carbon Dioxide	0.026	0.16

Client Sample ID: VMP-5-31-012413

Lab ID#: 1301501B-03A

Compound	Rpt. Limit (%)	Amount (%)
Oxygen	0.25	18
Nitrogen	0.25	78
Methane	0.00025	0.00051
Carbon Dioxide	0.025	3.6

Client Sample ID: VMP-5-40-012513

Lab ID#: 1301501B-04A

Compound	Rpt. Limit (%)	Amount (%)
Oxygen	0.26	18
Nitrogen	0.26	78
Methane	0.00026	0.0018
Carbon Dioxide	0.026	3.6

eurofins | Air Toxics

Summary of Detected Compounds
NATURAL GAS ANALYSIS BY MODIFIED ASTM D-1946

Client Sample ID: VMP-5-40-012513

Lab ID#: 1301501B-04A

Helium	0.13	0.19

Client Sample ID: VMP-5-40-012513-Dup

Lab ID#: 1301501B-05A

Compound	Rpt. Limit (%)	Amount (%)
Oxygen	0.25	18
Nitrogen	0.25	78
Methane	0.00025	0.0018
Carbon Dioxide	0.025	3.7
Helium	0.13	0.079 J

Client Sample ID: VMP-8-5-012413

Lab ID#: 1301501B-06A

Compound	Rpt. Limit (%)	Amount (%)
Oxygen	0.27	21
Nitrogen	0.27	79
Methane	0.00027	0.00019 J
Carbon Dioxide	0.027	0.33

Client Sample ID: VMP-8-9.5-012413

Lab ID#: 1301501B-07A

Compound	Rpt. Limit (%)	Amount (%)
Oxygen	0.25	18
Nitrogen	0.25	78
Methane	0.00025	0.000041 J
Carbon Dioxide	0.025	3.4
Helium	0.13	0.051 J

Client Sample ID: VMP-8-9.5-012413-Dup

Lab ID#: 1301501B-08A

eurofins | Air Toxics

Summary of Detected Compounds
NATURAL GAS ANALYSIS BY MODIFIED ASTM D-1946

Client Sample ID: VMP-8-9.5-012413-Dup

Lab ID#: 1301501B-08A

Compound	Rpt. Limit (%)	Amount (%)
Oxygen	0.27	18
Nitrogen	0.27	78
Methane	0.00027	0.000043 J
Carbon Dioxide	0.027	3.4
Helium	0.13	0.054 J

Client Sample ID: VMP-8-23.5-012413

Lab ID#: 1301501B-09A

Compound	Rpt. Limit (%)	Amount (%)
Oxygen	0.29	17
Nitrogen	0.29	78
Methane	0.00029	0.000056 J
Carbon Dioxide	0.029	4.8

Client Sample ID: VMP-18-8.5-012313

Lab ID#: 1301501B-10A

Compound	Rpt. Limit (%)	Amount (%)
Oxygen	0.29	21
Nitrogen	0.29	78
Methane	0.00029	0.000023 J
Carbon Dioxide	0.029	1.5

eurofins | Air Toxics

Client Sample ID: VMP-5-5-012513

Lab ID#: 1301501B-01A

NATURAL GAS ANALYSIS BY MODIFIED ASTM D-1946

File Name:	**9013108**	**Date of Collection:**	**1/25/13 9:52:00 AM**
Dil. Factor:	**2.64**	**Date of Analysis:**	**1/31/13 01:08 PM**

Compound	Rpt. Limit (%)	Amount (%)
Oxygen	0.26	21
Nitrogen	0.26	79
Carbon Monoxide	0.13	Not Detected
Methane	0.00026	0.000058 J
Carbon Dioxide	0.026	0.13
Ethane	0.0026	Not Detected
Ethene	0.0026	Not Detected
Helium	0.13	0.084 J

J = Estimated value.

Container Type: 1 Liter Summa Canister

eurofins | Air Toxics

Client Sample ID: VMP-5-12.5-012413

Lab ID#: 1301501B-02A

NATURAL GAS ANALYSIS BY MODIFIED ASTM D-1946

File Name:	**9013109**	**Date of Collection:**	**1/24/13 3:29:00 PM**
Dil. Factor:	**2.58**	**Date of Analysis:**	**1/31/13 01:34 PM**

Compound	Rpt. Limit (%)	Amount (%)
Oxygen	0.26	21
Nitrogen	0.26	79
Carbon Monoxide	0.13	Not Detected
Methane	0.00026	0.000037 J
Carbon Dioxide	0.026	0.16
Ethane	0.0026	Not Detected
Ethene	0.0026	Not Detected
Helium	0.13	Not Detected

J = Estimated value.

Container Type: 1 Liter Summa Canister

eurofins | Air Toxics

Client Sample ID: VMP-5-31-012413

Lab ID#: 1301501B-03A

NATURAL GAS ANALYSIS BY MODIFIED ASTM D-1946

File Name:	**9013110**	**Date of Collection:**	**1/24/13 4:17:00 PM**
Dil. Factor:	**2.52**	**Date of Analysis:**	**1/31/13 01:58 PM**

Compound	Rpt. Limit (%)	Amount (%)
Oxygen	0.25	18
Nitrogen	0.25	78
Carbon Monoxide	0.13	Not Detected
Methane	0.00025	0.00051
Carbon Dioxide	0.025	3.6
Ethane	0.0025	Not Detected
Ethene	0.0025	Not Detected
Helium	0.13	Not Detected

Container Type: 1 Liter Summa Canister

eurofins | Air Toxics

Client Sample ID: VMP-5-40-012513

Lab ID#: 1301501B-04A

NATURAL GAS ANALYSIS BY MODIFIED ASTM D-1946

File Name:	**9013111**	**Date of Collection:**	**1/25/13 10:44:00 AM**
Dil. Factor:	**2.58**	**Date of Analysis:**	**1/31/13 02:22 PM**

Compound	Rpt. Limit (%)	Amount (%)
Oxygen	0.26	18
Nitrogen	0.26	78
Carbon Monoxide	0.13	Not Detected
Methane	0.00026	0.0018
Carbon Dioxide	0.026	3.6
Ethane	0.0026	Not Detected
Ethene	0.0026	Not Detected
Helium	0.13	0.19

Container Type: 1 Liter Summa Canister

eurofins | Air Toxics

Client Sample ID: VMP-5-40-012513-Dup

Lab ID#: 1301501B-05A

NATURAL GAS ANALYSIS BY MODIFIED ASTM D-1946

File Name:	**9013112**	**Date of Collection:**	**1/25/13 10:44:00 AM**
Dil. Factor:	**2.52**	**Date of Analysis:**	**1/31/13 02:44 PM**

Compound	Rpt. Limit (%)	Amount (%)
Oxygen	0.25	18
Nitrogen	0.25	78
Carbon Monoxide	0.13	Not Detected
Methane	0.00025	0.0018
Carbon Dioxide	0.025	3.7
Ethane	0.0025	Not Detected
Ethene	0.0025	Not Detected
Helium	0.13	0.079 J

J = Estimated value.

Container Type: 1 Liter Summa Canister

eurofins | Air Toxics

Client Sample ID: VMP-8-5-012413

Lab ID#: 1301501B-06A

NATURAL GAS ANALYSIS BY MODIFIED ASTM D-1946

File Name:	**9013113**	**Date of Collection:**	**1/24/13 12:09:00 PM**
Dil. Factor:	**2.69**	**Date of Analysis:**	**1/31/13 03:06 PM**

Compound	Rpt. Limit (%)	Amount (%)
Oxygen	0.27	21
Nitrogen	0.27	79
Carbon Monoxide	0.13	Not Detected
Methane	0.00027	0.00019 J
Carbon Dioxide	0.027	0.33
Ethane	0.0027	Not Detected
Ethene	0.0027	Not Detected
Helium	0.13	Not Detected

J = Estimated value.

Container Type: 1 Liter Summa Canister

eurofins | Air Toxics

Client Sample ID: VMP-8-9.5-012413

Lab ID#: 1301501B-07A

NATURAL GAS ANALYSIS BY MODIFIED ASTM D-1946

File Name:	**9013114**	**Date of Collection:**	**1/24/13 1:02:00 PM**
Dil. Factor:	**2.52**	**Date of Analysis:**	**1/31/13 03:27 PM**

Compound	Rpt. Limit (%)	Amount (%)
Oxygen	0.25	18
Nitrogen	0.25	78
Carbon Monoxide	0.13	Not Detected
Methane	0.00025	0.000041 J
Carbon Dioxide	0.025	3.4
Ethane	0.0025	Not Detected
Ethene	0.0025	Not Detected
Helium	0.13	0.051 J

J = Estimated value.

Container Type: 1 Liter Summa Canister

eurofins | Air Toxics

Client Sample ID: VMP-8-9.5-012413-Dup

Lab ID#: 1301501B-08A

NATURAL GAS ANALYSIS BY MODIFIED ASTM D-1946

File Name:	**9013115**	**Date of Collection:**	**1/24/13 1:02:00 PM**
Dil. Factor:	**2.69**	**Date of Analysis:**	**1/31/13 03:57 PM**

Compound	Rpt. Limit (%)	Amount (%)
Oxygen	0.27	18
Nitrogen	0.27	78
Carbon Monoxide	0.13	Not Detected
Methane	0.00027	0.000043 J
Carbon Dioxide	0.027	3.4
Ethane	0.0027	Not Detected
Ethene	0.0027	Not Detected
Helium	0.13	0.054 J

J = Estimated value.

Container Type: 1 Liter Summa Canister

eurofins | Air Toxics

Client Sample ID: VMP-8-23.5-012413

Lab ID#: 1301501B-09A

NATURAL GAS ANALYSIS BY MODIFIED ASTM D-1946

File Name:	**9013116**	**Date of Collection:**	**1/24/13 2:05:00 PM**
Dil. Factor:	**2.89**	**Date of Analysis:**	**1/31/13 04:19 PM**

Compound	Rpt. Limit (%)	Amount (%)
Oxygen	0.29	17
Nitrogen	0.29	78
Carbon Monoxide	0.14	Not Detected
Methane	0.00029	0.000056 J
Carbon Dioxide	0.029	4.8
Ethane	0.0029	Not Detected
Ethene	0.0029	Not Detected
Helium	0.14	Not Detected

J = Estimated value.

Container Type: 1 Liter Summa Canister

eurofins | Air Toxics

Client Sample ID: VMP-18-8.5-012313

Lab ID#: 1301501B-10A

NATURAL GAS ANALYSIS BY MODIFIED ASTM D-1946

File Name:	**9013117**	**Date of Collection:**	**1/23/13 4:14:00 PM**
Dil. Factor:	**2.89**	**Date of Analysis:**	**1/31/13 04:40 PM**

Compound	Rpt. Limit (%)	Amount (%)
Oxygen	0.29	21
Nitrogen	0.29	78
Carbon Monoxide	0.14	Not Detected
Methane	0.00029	0.000023 J
Carbon Dioxide	0.029	1.5
Ethane	0.0029	Not Detected
Ethene	0.0029	Not Detected
Helium	0.14	Not Detected

J = Estimated value.

Container Type: 1 Liter Summa Canister

eurofins | Air Toxics

Client Sample ID: Lab Blank

Lab ID#: 1301501B-11A

NATURAL GAS ANALYSIS BY MODIFIED ASTM D-1946

File Name:	**9013105a**	**Date of Collection: NA**	
Dil. Factor:	**1.00**	**Date of Analysis: 1/31/13 11:48 AM**	

Compound	Rpt. Limit (%)	Amount (%)
Oxygen	0.10	0.031 J
Nitrogen	0.10	0.084 J
Carbon Monoxide	0.050	Not Detected
Methane	0.00010	Not Detected
Carbon Dioxide	0.010	Not Detected
Ethane	0.0010	Not Detected
Ethene	0.0010	Not Detected

J = Estimated value.

Container Type: NA - Not Applicable

eurofins | Air Toxics

Client Sample ID: Lab Blank

Lab ID#: 1301501B-11B

NATURAL GAS ANALYSIS BY MODIFIED ASTM D-1946

File Name:	**9013104ba**	**Date of Collection: NA**	
Dil. Factor:	**1.00**	**Date of Analysis: 1/31/13 11:26 AM**	

Compound	Rpt. Limit (%)	Amount (%)
Helium	0.050	Not Detected

Container Type: NA - Not Applicable

eurofins | Air Toxics

Client Sample ID: LCS

Lab ID#: 1301501B-12A

NATURAL GAS ANALYSIS BY MODIFIED ASTM D-1946

File Name:	**9013103**	**Date of Collection: NA**	
Dil. Factor:	**1.00**	**Date of Analysis: 1/31/13 11:00 AM**	

Compound	%Recovery
Oxygen	100
Nitrogen	101
Carbon Monoxide	98
Methane	98
Carbon Dioxide	101
Ethane	99
Ethene	96
Helium	101

Container Type: NA - Not Applicable

eurofins | Air Toxics

Client Sample ID: LCSD

Lab ID#: 1301501B-12AA

NATURAL GAS ANALYSIS BY MODIFIED ASTM D-1946

File Name:	**9013126**	**Date of Collection: NA**	
Dil. Factor:	**1.00**	**Date of Analysis: 1/31/13 08:36 PM**	

Compound	%Recovery
Oxygen	100
Nitrogen	100
Carbon Monoxide	95
Methane	99
Carbon Dioxide	100
Ethane	101
Ethene	98
Helium	101

Container Type: NA - Not Applicable

Shell Oil Products Chain Of Custody Record

URS

Air Toxics LTD.
Project Name: Roxana Soil Vapor
Project # 21562850.04001
Lab Vendor #

Please Check Appropriate Box:
☑ ENV. SERVICES ☐ MOTIVA RETAIL ☐ SHELL RETAIL
☐ MOTIVA SD&CM ☐ CONSULTANT ☐ LUBES
☐ SHELL PIPELINE ☐ OTHER _____

Print Bill To Contact Name: Robert Mooshegian
PO #

INCIDENT # (ENV SERVICES): 9 7 2 1 5 6 4 0
SAP # 3 4 0 0 6 1

☐ CHECK IF NO INCIDENT # APPLIES
DATE: 01/25/13
PAGE: 1 of 3

SAMPLING COMPANY: URS CORPORATION
LOG CODE:
ADDRESS: 1001 HIGHLANDS PLAZA DRIVE WEST - SUITE 300; ST. LOUIS, MO 63110
Laboratory Address: Air Toxics, LTD 180 Blue Ravine Road, Suite B, Folsom, CA 95630-4719
TELEPHONE: 314-429-0100 FAX: 314-429-0462
Bill To Contact E-MAIL: Robert.Mooshegian@urs.com

SITE ADDRESS: Street and City: 900 SOUTH CENTRAL AVE – ROXANA
State: IL
GLOBAL ID NO.:
EDD DELIVERABLE TO (Name, Company, Office Location): Elizabeth Kunkel, URS, St. Louis
PHONE NO.: 314-743-4179
E-MAIL: Elizabeth_Kunkel@URSCorp.com
CONSULTANT PROJECT NAME#: Roxana Soil Vapor
M. Currier, C. Kretzer, M. Mittermeyer, L. Rathnow, S. Jansen, E. Arthur, A. Day, B. Lehan,

TURNAROUND TIME (CALENDAR DAYS):
☑ STANDARD (14 DAY) ☐ 5 DAYS ☐ 3 DAYS ☐ 2 DAYS ☐ 24 HOURS ☐ RESULTS NEEDED ON WEEKEND

☐ LA - RWQCB REPORT FORMAT ☑ UST AGENCY:

DELIVERABLES: ☐ LEVEL 1 ☐ LEVEL 2 ☐ LEVEL 3 ☑ LEVEL 4 ☐ OTHER (SPECIFY) _____

☑ SHELL CONTRACT RATE APPLIES
☐ STATE REIMBURSEMENT RATE APPLIES
☐ EDD NOT NEEDED
☑ RECEIPT VERIFICATION REQUESTED

REQUESTED ANALYSIS

Turn Around Time: ☑ Normal ☐ Rush Specify

Lab Use Only
Pressurized by:
Date:
Pressurization Gas: N_2 He

LAB USE ONLY	Field Sample Identification	SAMPLING DATE	SAMPLING TIME	Canister Number	Canister Pressure/Vacuum Initial	Final	Receipt	Final (psi)	Modified TO-15 + Butane & Isopentane	ASTM D-1946 + Helium	ASTM D-1946
01A	VMP-5-5-012513	01/25/13	0920-0952	34086	-29	-8.5			X	X	
02A	VMP-5-12.5-012413	01/24/13	1459-1529	36472	-30	-9			X	X	
03A	VMP-5-31-012413	01/24/13	1547-1617	34174	-30	-9			X	X	
04A	VMP-5-40-012513	01/25/13	1014-1044	36570	-30	-8			X	X	
05A	VMP-5-40-012513-Dup	01/25/13	1014-1044	35644	-30	-7.5			X	X	
06A	VMP-8-5-012413	01/24/13	1128-1209	100187	-28.5	-8			X	X	
07A	VMP-8-9.5-012413	01/24/13	1232-1302	31771	-29	-7.5			X	X	
08A	VMP-8-9.5-012413-Dup	01/24/13	1232-1302	36475	-29.5	-9			X	X	
09A	VMP-8-23.5-012413	01/24/13	1324-1405	12285	-29.5	-8			X	X	
10A	VMP-18-8.5-012313	01/23/13	1544-1614	36474	-30	-9.5			X	X	

ADDITIONAL NOTES:
- 14 day hold time
- Report results between MDL and RL
- Level IV ECVP

Relinquished by: (Signature)	Received by: (Signature)	Date:	Time:
Lindsay Rathnow	FEDEX	1/25/13	14:30
	B. Mittelhan ATL 1/28/13 0945		

05/2/06 Revision

Fedex
Custody Seal Intact?
(Y) N None Temp_____

1301501

Roxana Soil Vapor Quarterly – 1st Quarter 2013 Data Review

Laboratory SDG: 1301504A,B

Data Reviewer: Alan Fleisher

Peer Reviewer: Elizabeth Kunkel

Date Reviewed: 3/19/2013

Guidance: USEPA National Functional Guidelines for Superfund Organic Methods Data Review 2008

Sample Identification	Sample Identification
VMP-20-5-012213	VMP-20-10-012213
VMP-20-25-012213	VMP-22-5-012413
VMP-22-10-012413	VMP-22-18-012413
VMP-22-38-012413	VMP-23-5-012413
VMP-23-10-012413	VMP-23-25-012413
VMP-23-40-012413	VMP-24-5-012313
VMP-24-10-012313	VMP-24-22-012313
VMP-24-34-012313	VMP-43-20-012313
VMP-43-30-012313	

1.0 Data Package Completeness

Were all items delivered as specified in the QAPP and COC as appropriate?

Yes, however analysis of sample VMP-20-5-012213 was cancelled due to the discovery of an open canister valve upon laboratory receipt. The sample vented to ambient pressure during shipment. Well VMP-20-5 was re-sampled on February 7, 2013, and results were reported in SDG 1302248A,B.

2.0 Laboratory Case Narrative \ Cooler Receipt Form

Were problems noted in the laboratory case narrative or cooler receipt form?

Although not indicated in the laboratory case narrative, analytes were detected in the method blank. These issues are addressed further in the appropriate section below.

No issues or discrepancies were noted in the cooler receipt form.

3.0 Holding Times

Were samples extracted/analyzed within applicable limits?

Yes

4.0 Blank Contamination

Were any analytes detected in the Blanks?

Yes

Blank ID	Parameter	Analyte	Concentration/ Amount
1301504A-18A	TO-15	Bromomethane	0.26 ppbv / 0.99 µg/m^3

Blank ID	Parameter	Analyte	Concentration/ Amount
1301504A-18A	TO-15	Acetone	0.45 ppbv / 1.1 µg/m^3
1301504A-18A	TO-15	Carbon disulfide	0.5 ppbv / 1.6 µg/m^3
1301504A-18A	TO-15	Methylene chloride	0.18 ppbv / 0.64 µg/m^3
1301504A-18A	TO-15	trans-1,2-Dichloroethene	0.12 ppbv / 0.48 µg/m^3
1301504A-18A	TO-15	cis-1,3-Dichloropropene	0.099 ppbv / 0.45 µg/m^3
1301504A-18A	TO-15	Toluene	0.064 ppbv / 0.24 µg/m^3
1301504A-18A	TO-15	trans-1,3-Dichloropropene	0.17 ppbv / 0.78 µg/m^3
1301504A-18A	TO-15	1,2-Dibromoethane (EDB)	0.13 ppbv / 0.99 µg/m^3
1301504A-18A	TO-15	Chlorobenzene	0.11 ppbv / 0.49 µg/m^3
1301504A-18A	TO-15	Propylbenzene	0.079 ppbv / 0.39 µg/m^3
1301504A-18A	TO-15	4-Ethyltoluene	0.067 ppbv / 0.33 µg/m^3
1301504A-18A	TO-15	1,2,4-Trimethylbenzene	0.12 ppbv / 0.57 µg/m^3
1301504A-18A	TO-15	1,3-Dichlorobenzene	0.26 ppbv / 1.6 µg/m^3
1301504A-18A	TO-15	1,4-Dichlorobenzene	0.28 ppbv / 1.6 µg/m^3
1301504A-18A	TO-15	alpha-Chlorotoluene	0.14 ppbv / 0.71 µg/m^3
1301504A-18A	TO-15	1,2-Dichlorobenzene	0.22 ppbv / 1.3 µg/m^3
1301504A-18A	TO-15	1,2,4-Trichlorobenzene	0.92 ppbv / 6.8 µg/m^3
1301504A-18A	TO-15	Hexachlorobutadiene	0.29 ppbv / 3.0 µg/m^3
1301504B-18A	Natural gases	Nitrogen	0.099%

Qualifications due to blank contamination are included in the table below. Analytical data that were reported non-detect or at concentrations greater than five times (5X) the associated blank concentration did not require qualification.

Sample ID	Parameter	Analyte	New Reporting Limit (RL)	Qualification
VMP-20-10-012213	TO-15	Carbon disulfide	-	**U**
VMP-20-10-012213	TO-15	Methylene chloride	-	**U**
VMP-20-10-012213	TO-15	Toluene	-	**U**
VMP-20-10-012213	TO-15	Tetrachloroethene	-	**U**
VMP-20-10-012213	TO-15	1,3-Dichlorobenzene	-	**U**
VMP-20-10-012213	TO-15	1,4-Dichlorobenzene	-	**U**
VMP-20-10-012213	TO-15	1,2,4-Trichlorobenzene	-	**U**
VMP-20-25-012213	TO-15	Bromomethane	-	**U**
VMP-20-25-012213	TO-15	Carbon disulfide	-	**U**
VMP-20-25-012213	TO-15	Methylene chloride	-	**U**
VMP-20-25-012213	TO-15	Toluene	-	**U**
VMP-20-25-012213	TO-15	Tetrachloroethene	-	**U**
VMP-20-25-012213	TO-15	1,3-Dichlorobenzene	-	**U**
VMP-20-25-012213	TO-15	1,4-Dichlorobenzene	-	**U**
VMP-20-25-012213	TO-15	1,2,4-Trichlorobenzene	-	**U**
VMP-22-5-012413	TO-15	Carbon disulfide	-	**U**
VMP-22-5-012413	TO-15	Methylene chloride	-	**U**
VMP-22-5-012413	TO-15	Toluene	-	**U**

Sample ID	Parameter	Analyte	New Reporting Limit (RL)	Qualification
VMP-22-5-012413	TO-15	Tetrachloroethene	-	**U**
VMP-22-5-012413	TO-15	4-Ethyltoluene	-	**U**
VMP-22-5-012413	TO-15	1,3-Dichlorobenzene	-	**U**
VMP-22-5-012413	TO-15	1,2,4-Trichlorobenzene	-	**U**
VMP-22-10-012413	TO-15	Carbon disulfide	-	**U**
VMP-22-10-012413	TO-15	Methylene chloride	-	**U**
VMP-22-10-012413	TO-15	Toluene	-	**U**
VMP-22-10-012413	TO-15	4-Ethyltoluene	-	**U**
VMP-22-10-012413	TO-15	1,3-Dichlorobenzene	-	**U**
VMP-22-10-012413	TO-15	1,2,4-Trichlorobenzene	-	**U**
VMP-22-18-012413	TO-15	Acetone	-	**U**
VMP-22-18-012413	TO-15	Carbon disulfide	-	**U**
VMP-22-18-012413	TO-15	Methylene chloride	-	**U**
VMP-22-18-012413	TO-15	Toluene	-	**U**
VMP-22-18-012413	TO-15	Tetrachloroethene	-	**U**
VMP-22-18-012413	TO-15	4-Ethyltoluene	-	**U**
VMP-22-38-012413	TO-15	Carbon disulfide	-	**U**
VMP-22-38-012413	TO-15	Toluene	-	**U**
VMP-22-38-012413	TO-15	Tetrachloroethene	-	**U**
VMP-22-38-012413	TO-15	4-Ethyltoluene	-	**U**
VMP-22-38-012413	TO-15	1,2,4-Trichlorobenzene	-	**U**
VMP-23-5-012413	TO-15	Carbon disulfide	-	**U**
VMP-23-5-012413	TO-15	Methylene chloride	-	**U**
VMP-23-5-012413	TO-15	Toluene	-	**U**
VMP-23-5-012413	TO-15	1,2,4-Trichlorobenzene	-	**U**
VMP-23-10-012413	TO-15	Carbon disulfide	-	**U**
VMP-23-10-012413	TO-15	Methylene chloride	-	**U**
VMP-23-10-012413	TO-15	Toluene	-	**U**
VMP-23-25-012413	TO-15	Carbon disulfide	-	**U**
VMP-23-25-012413	TO-15	Methylene chloride	-	**U**
VMP-23-25-012413	TO-15	Toluene	-	**U**
VMP-23-25-012413	TO-15	Tetrachloroethene	-	**U**
VMP-23-40-012413	TO-15	Carbon disulfide	-	**U**
VMP-24-5-012313	TO-15	Carbon disulfide	-	**U**
VMP-24-5-012313	TO-15	Toluene	-	**U**
VMP-24-10-012313	TO-15	Acetone	-	**U**
VMP-24-10-012313	TO-15	Carbon disulfide	-	**U**
VMP-24-10-012313	TO-15	Methylene chloride	-	**U**
VMP-24-10-012313	TO-15	Tetrachloroethene	-	**U**
VMP-24-22-012313	TO-15	Carbon disulfide	-	**U**
VMP-24-22-012313	TO-15	Methylene chloride	-	**U**
VMP-24-22-012313	TO-15	Toluene	-	**U**
VMP-24-22-012313	TO-15	Tetrachloroethene	-	**U**

Sample ID	Parameter	Analyte	New Reporting Limit (RL)	Qualification
VMP-24-34-012313	TO-15	Carbon disulfide	-	**U**
VMP-24-34-012313	TO-15	Methylene chloride	-	**U**
VMP-24-34-012313	TO-15	Toluene	-	**U**
VMP-24-34-012313	TO-15	Tetrachloroethene	-	**U**
VMP-43-20-012413	TO-15	Carbon disulfide	-	**U**
VMP-43-20-012413	TO-15	Toluene	-	**U**
VMP-43-30-012413	TO-15	Carbon disulfide	-	**U**
VMP-43-30-012413	TO-15	Methylene chloride	-	**U**
VMP-43-30-012413	TO-15	Toluene	-	**U**
VMP-43-30-012413	TO-15	Tetrachloroethene	-	**U**

5.0 Laboratory Control Sample

Were LCS recoveries within evaluation criteria?

Yes

6.0 Surrogate Recoveries

Were surrogate recoveries within evaluation criteria?

Yes

7.0 Matrix Spike and Matrix Spike Duplicate Recoveries

Were MS/MSD samples analyzed as part of this SDG?

MS/MSD samples are not applicable for vapor samples, due to the inability to spike the samples.

8.0 Laboratory Duplicate Results

Were laboratory duplicate samples collected as part of this SDG?

No

9.0 Field Duplicate Results

Were field duplicate samples collected as part of this SDG?

No

10.0 Sample Dilutions

For samples that were diluted and nondetect, were undiluted results also reported?

Not applicable; analytes were detected in samples that were diluted.

11.0 Additional Qualifications

Were additional qualifications applied?

No

eurofins | Air Toxics

2/11/2013
Ms. Elizabeth Kunkel
URS Corporation
1001 Highlands Plaza Dr. West
Suite 300
St. Louis MO 63110

Project Name: Roxana Soil Vapor
Project #: 21562850.04001
Workorder #: 1301504A

Dear Ms. Elizabeth Kunkel

The following report includes the data for the above referenced project for sample(s) received on 1/28/2013 at Air Toxics Ltd.

The data and associated QC analyzed by Modified TO-15 are compliant with the project requirements or laboratory criteria with the exception of the deviations noted in the attached case narrative.

Thank you for choosing Air Toxics Ltd. for your air analysis needs. Air Toxics Ltd. is committed to providing accurate data of the highest quality. Please feel free to contact the Project Manager: Kelly Buettner at 916-985-1000 if you have any questions regarding the data in this report.

Regards,

Kelly Buettner

Kelly Buettner
Project Manager

REVIEWED
ON
3/19/13

eurofins | Air Toxics

WORK ORDER #: 1301504A

Work Order Summary

CLIENT:	Ms. Elizabeth Kunkel URS Corporation 1001 Highlands Plaza Dr. West Suite 300 St. Louis, MO 63110	**BILL TO:**	Accounts Payable Austin URS Corporation P.O. BOX 203970 Austin, TX 78720-1088
PHONE:	314-743-4179	**P.O. #**	21562735.00013
FAX:		**PROJECT #**	21562850.04001 Roxana Soil Vapor
DATE RECEIVED:	01/28/2013	**CONTACT:**	Kelly Buettner
DATE COMPLETED:	02/11/2013		

FRACTION #	NAME	TEST	RECEIPT VAC./PRES.	FINAL PRESSURE
01A(cancelled)	VMP-20-5-012213	Modified TO-15	0.0 "Hg	15 psi
02A	VMP-20-10-012213	Modified TO-15	5.5 "Hg	15 psi
03A	VMP-20-25-012213	Modified TO-15	5.5 "Hg	15 psi
04A	VMP-22-5-012413	Modified TO-15	6.5 "Hg	15 psi
05A	VMP-22-10-012413	Modified TO-15	8.0 "Hg	15 psi
06A	VMP-22-18-012413	Modified TO-15	8.0 "Hg	15 psi
07A	VMP-22-38-012413	Modified TO-15	7.5 "Hg	15 psi
08A	VMP-23-5-012413	Modified TO-15	5.5 "Hg	15 psi
09A	VMP-23-10-012413	Modified TO-15	5.5 "Hg	15 psi
10A	VMP-23-25-012413	Modified TO-15	6.0 "Hg	15 psi
11A	VMP-23-40-012413	Modified TO-15	6.5 "Hg	15 psi
12A	VMP-24-5-012313	Modified TO-15	6.0 "Hg	15 psi
13A	VMP-24-10-012313	Modified TO-15	8.0 "Hg	15 psi
14A	VMP-24-22-012313	Modified TO-15	8.5 "Hg	15 psi
15A	VMP-24-34-012313	Modified TO-15	9.0 "Hg	15 psi
16A	VMP-43-20-012413	Modified TO-15	7.0 "Hg	15 psi
17A	VMP-43-30-012413	Modified TO-15	7.5 "Hg	15 psi
18A	Lab Blank	Modified TO-15	NA	NA
19A	CCV	Modified TO-15	NA	NA
20A	LCS	Modified TO-15	NA	NA
20AA	LCSD	Modified TO-15	NA	NA

CERTIFIED BY: Heidi Hayes DATE: 02/11/13

Technical Director

Certfication numbers: AZ Licensure AZ0775, CA NELAP - 12282CA, NY NELAP - 11291,
TX NELAP - T104704434-12-5, UT NELAP CA009332012-3, WA NELAP - C935
Name of Accrediting Agency: NELAP/ORELAP (Oregon Environmental Laboratory Accreditation Program)
Accreditation number: CA300005, Effective date: 10/18/2011, Expiration date: 10/17/2012.
Eurofins Air Toxics Ltd. certifies that the test results contained in this report meet all requirements of the NELAC standards

This report shall not be reproduced, except in full, without the written approval of Eurofins Air Toxics, Inc.

180 BLUE RAVINE ROAD, SUITE B FOLSOM, CA - 9563
(916) 985-1000 . (800) 985-5955 . FAX (916) 985-1020

LABORATORY NARRATIVE
EPA Method TO-15
URS Corporation
Workorder# 1301504A

Seventeen 1 Liter Summa Canister samples were received on January 28, 2013. The laboratory performed analysis via EPA Method TO-15 using GC/MS in the full scan mode.

This workorder was independently validated prior to submittal using 'USEPA National Functional Guidelines' as generally applied to the analysis of volatile organic compounds in air. A rules-based, logic driven, independent validation engine was employed to assess completeness, evaluate pass/fail of relevant project quality control requirements and verification of all quantified amounts.

Receiving Notes

The canister valve on sample VMP-20-5-012213 was received open and a brass plug was not used to seal the canister. The sample vented to ambient pressure during shipment. The client was contacted, and the sample was cancelled.

Analytical Notes

As per client project requirements, the laboratory has reported estimated values for target compound hits that are below the Reporting Limit but greater than the Method Detection Limit. Concentrations that are below the level at which the canister was certified may be false positives.

Definition of Data Qualifying Flags

Eight qualifiers may have been used on the data analysis sheets and indicates as follows:

B - Compound present in laboratory blank greater than reporting limit (background subtraction not performed).
J - Estimated value.
E - Exceeds instrument calibration range.
S - Saturated peak.
Q - Exceeds quality control limits.
U - Compound analyzed for but not detected above the reporting limit.
UJ- Non-detected compound associated with low bias in the CCV and/or LCS.
N - The identification is based on presumptive evidence.

File extensions may have been used on the data analysis sheets and indicates as follows:
a-File was requantified
b-File was quantified by a second column and detector
r1-File was requantified for the purpose of reissue

eurofins | Air Toxics

Summary of Detected Compounds
EPA METHOD TO-15 GC/MS FULL SCAN

Client Sample ID: VMP-20-10-012213

Lab ID#: 1301504A-02A

Compound	Rpt. Limit (ppbv)	Amount (ppbv)	Rpt. Limit (ug/m3)	Amount (ug/m3)
Freon 12	1.2	0.53 J	6.1	2.6 J
Freon 11	1.2	0.58 J	6.9	3.3 J
Ethanol	4.9	2.1 J	9.3	4.0 J
Acetone	12	5.0 J	29	12 J
2-Propanol	4.9	3.3 J	12	8.0 J
Carbon Disulfide	4.9	~~0.88 J~~	15	~~2.8 J~~
Methylene Chloride	12	~~0.22 J~~	43	~~0.77 J~~
Hexane	1.2	0.26 J	4.4	0.90 J
2,2,4-Trimethylpentane	1.2	1.0 J	5.8	4.9 J
Benzene	1.2	0.57 J	3.9	1.8 J
Toluene	1.2	~~0.17 J~~	4.6	~~0.63 J~~
Tetrachloroethene	1.2	~~0.16 J~~	8.4	~~1.1 J~~
1,3-Dichlorobenzene	1.2	~~0.29 J~~	7.4	~~1.7 J~~
1,4-Dichlorobenzene	1.2	~~0.37 J~~	7.4	~~2.2 J~~
1,2,4-Trichlorobenzene	4.9	~~0.87 J~~	37	~~6.4 J~~
Isopentane	4.9	0.67 J	14	2.0 J

Client Sample ID: VMP-20-25-012213

Lab ID#: 1301504A-03A

Compound	Rpt. Limit (ppbv)	Amount (ppbv)	Rpt. Limit (ug/m3)	Amount (ug/m3)
Freon 12	1.2	0.53 J	6.1	2.6 J
Bromomethane	12	~~0.58 J~~	48	~~2.2 J~~
Freon 11	1.2	8.4	6.9	47
Acetone	12	4.6 J	29	11 J
2-Propanol	4.9	3.9 J	12	9.5 J
Carbon Disulfide	4.9	~~1.1 J~~	15	~~3.3 J~~
Methylene Chloride	12	~~0.21 J~~	43	~~0.72 J~~
Toluene	1.2	~~0.10 J~~	4.6	~~0.38 J~~
Tetrachloroethene	1.2	~~0.19 J~~	8.4	~~1.3 J~~
1,3-Dichlorobenzene	1.2	~~0.22 J~~	7.4	~~1.4 J~~
1,4-Dichlorobenzene	1.2	~~0.23 J~~	7.4	~~1.4 J~~
1,2,4-Trichlorobenzene	4.9	~~0.64 J~~	37	~~4.8 J~~

eurofins | Air Toxics

Summary of Detected Compounds
EPA METHOD TO-15 GC/MS FULL SCAN

Client Sample ID: VMP-20-25-012213

Lab ID#: 1301504A-03A

Butane	4.9	1.2 J	12	3.0 J
Isopentane	4.9	0.72 J	14	2.1 J

Client Sample ID: VMP-22-5-012413

Lab ID#: 1301504A-04A

Compound	Rpt. Limit (ppbv)	Amount (ppbv)	Rpt. Limit (ug/m3)	Amount (ug/m3)
Freon 12	1.3	0.50 J	6.4	2.5 J
Freon 11	1.3	0.26 J	7.2	1.5 J
Ethanol	5.2	1.1 J	9.7	2.1 J
Acetone	13	5.7 J	31	14 J
2-Propanol	5.2	0.46 J	13	1.1 J
Carbon Disulfide	5.2	~~0.87 J~~	16	~~2.7 J~~
Methylene Chloride	13	~~0.16 J~~	45	~~0.54 J~~
2,2,4-Trimethylpentane	1.3	1.7	6.0	8.1
Benzene	1.3	2.9	4.1	9.3
Toluene	1.3	~~0.23 J~~	4.9	~~0.88 J~~
Tetrachloroethene	1.3	~~0.14 J~~	8.8	~~0.96 J~~
4-Ethyltoluene	1.3	~~0.10 J~~	6.3	~~0.49 J~~
1,3-Dichlorobenzene	1.3	~~0.18 J~~	7.8	~~1.1 J~~
1,2,4-Trichlorobenzene	5.2	~~0.52 J~~	38	~~3.9 J~~

Client Sample ID: VMP-22-10-012413

Lab ID#: 1301504A-05A

Compound	Rpt. Limit (ppbv)	Amount (ppbv)	Rpt. Limit (ug/m3)	Amount (ug/m3)
Freon 12	1.4	0.58 J	6.8	2.9 J
Freon 11	1.4	0.24 J	7.8	1.3 J
Ethanol	5.5	1.1 J	10	2.2 J
2-Propanol	5.5	2.1 J	14	5.2 J
Carbon Disulfide	5.5	~~0.83 J~~	17	~~2.6 J~~
Methylene Chloride	14	~~0.18 J~~	48	~~0.64 J~~
2,2,4-Trimethylpentane	1.4	0.65 J	6.4	3.0 J
Benzene	1.4	0.57 J	4.4	1.8 J

eurofins | Air Toxics

Summary of Detected Compounds
EPA METHOD TO-15 GC/MS FULL SCAN

Client Sample ID: VMP-22-10-012413

Lab ID#: 1301504A-05A

Toluene	1.4	~~0.15 J~~ U	5.2	~~0.56 J~~ U
4-Ethyltoluene	1.4	~~0.19 J~~ U	6.8	~~0.95 J~~ U
1,3-Dichlorobenzene	1.4	~~0.18 J~~ U	8.3	~~1.1 J~~ U
1,2,4-Trichlorobenzene	5.5	~~0.48 J~~ U	41	~~3.6 J~~ U

Client Sample ID: VMP-22-18-012413

Lab ID#: 1301504A-06A

Compound	Rpt. Limit (ppbv)	Amount (ppbv)	Rpt. Limit (ug/m3)	Amount (ug/m3)
Freon 12	1.4	0.58 J	6.8	2.9 J
Freon 11	1.4	0.24 J	7.8	1.4 J
Ethanol	5.5	1.3 J	10	2.4 J
Acetone	14	~~1.6 J~~ U	33	~~3.8 J~~ U
2-Propanol	5.5	3.0 J	14	7.3 J
Carbon Disulfide	5.5	~~0.94 J~~ U	17	~~2.9 J~~ U
Methylene Chloride	14	~~0.21 J~~ U	48	~~0.73 J~~ U
Chloroform	1.4	3.0	6.7	15
2,2,4-Trimethylpentane	1.4	0.45 J	6.4	2.1 J
Benzene	1.4	0.61 J	4.4	2.0 J
Toluene	1.4	~~0.12 J~~ U	5.2	~~0.46 J~~ U
Tetrachloroethene	1.4	~~0.14 J~~ U	9.4	~~0.98 J~~ U
4-Ethyltoluene	1.4	~~0.23 J~~ U	6.8	~~1.1 J~~ U

Client Sample ID: VMP-22-38-012413

Lab ID#: 1301504A-07A

Compound	Rpt. Limit (ppbv)	Amount (ppbv)	Rpt. Limit (ug/m3)	Amount (ug/m3)
Freon 12	1.3	0.50 J	6.6	2.5 J
Freon 11	1.3	0.26 J	7.6	1.4 J
Ethanol	5.4	1.5 J	10	2.9 J
Acetone	13	4.9 J	32	12 J
2-Propanol	5.4	2.5 J	13	6.1 J
Carbon Disulfide	5.4	~~1.0 J~~ U	17	~~3.2 J~~ U
Chloroform	1.3	13	6.6	62

eurofins | Air Toxics

Summary of Detected Compounds
EPA METHOD TO-15 GC/MS FULL SCAN

Client Sample ID: VMP-22-38-012413

Lab ID#: 1301504A-07A

2,2,4-Trimethylpentane	1.3	0.44 J	6.3	2.1 J
Benzene	1.3	0.80 J	4.3	2.6 J
Toluene	1.3	~~0.13 J~~	5.1	~~0.48 J~~
Tetrachloroethene	1.3	~~0.16 J~~	9.1	~~1.1 J~~
4-Ethyltoluene	1.3	~~0.095 J~~	6.6	~~0.47 J~~
1,2,4-Trichlorobenzene	5.4	~~0.38 J~~	40	~~2.8 J~~
Isopentane	5.4	0.74 J	16	2.2 J

Client Sample ID: VMP-23-5-012413

Lab ID#: 1301504A-08A

Compound	Rpt. Limit (ppbv)	Amount (ppbv)	Rpt. Limit (ug/m3)	Amount (ug/m3)
Freon 12	1.2	0.47 J	6.1	2.3 J
Freon 11	1.2	0.24 J	6.9	1.4 J
Ethanol	4.9	0.83 J	9.3	1.6 J
Acetone	12	2.4 J	29	5.6 J
2-Propanol	4.9	1.6 J	12	4.0 J
Carbon Disulfide	4.9	~~0.76 J~~	15	~~2.4 J~~
Methylene Chloride	12	~~0.17 J~~	43	~~0.60 J~~
Hexane	1.2	0.31 J	4.4	1.1 J
2,2,4-Trimethylpentane	1.2	2.4	5.8	11
Benzene	1.2	0.60 J	3.9	1.9 J
Toluene	1.2	~~0.17 J~~	4.6	~~0.63 J~~
1,2,4-Trichlorobenzene	4.9	~~0.36 J~~	37	~~2.7 J~~
Butane	4.9	4.8 J	12	11 J
Isopentane	4.9	5.0	14	15

Client Sample ID: VMP-23-10-012413

Lab ID#: 1301504A-09A

Compound	Rpt. Limit (ppbv)	Amount (ppbv)	Rpt. Limit (ug/m3)	Amount (ug/m3)
Freon 12	1.2	0.51 J	6.1	2.5 J
Freon 11	1.2	0.22 J	6.9	1.2 J
Ethanol	4.9	1.5 J	9.3	2.9 J

eurofins | Air Toxics

Summary of Detected Compounds
EPA METHOD TO-15 GC/MS FULL SCAN

Client Sample ID: VMP-23-10-012413

Lab ID#: 1301504A-09A

Acetone	12	3.0 J	29	7.2 J
2-Propanol	4.9	1.9 J	12	4.7 J
Carbon Disulfide	4.9	~~0.82 J~~	15	~~2.6 J~~
Methylene Chloride	12	~~0.51 J~~	43	~~1.8 J~~
Hexane	1.2	0.29 J	4.4	1.0 J
Chloroform	1.2	0.33 J	6.0	1.6 J
2,2,4-Trimethylpentane	1.2	1.1 J	5.8	5.1 J
Toluene	1.2	~~0.28 J~~	4.6	~~1.0 J~~
Isopentane	4.9	0.66 J	14	2.0 J

Client Sample ID: VMP-23-25-012413

Lab ID#: 1301504A-10A

Compound	Rpt. Limit (ppbv)	Amount (ppbv)	Rpt. Limit (ug/m3)	Amount (ug/m3)
Freon 12	1.3	0.49 J	6.2	2.4 J
Freon 11	1.3	0.34 J	7.1	1.9 J
Ethanol	5.0	1.8 J	9.5	3.3 J
Acetone	13	3.1 J	30	7.3 J
2-Propanol	5.0	0.76 J	12	1.9 J
Carbon Disulfide	5.0	~~0.68 J~~	16	~~2.1 J~~
Methylene Chloride	13	~~0.16 J~~	44	~~0.54 J~~
Chloroform	1.3	3.6	6.2	17
2,2,4-Trimethylpentane	1.3	0.30 J	5.9	1.4 J
Toluene	1.3	~~0.11 J~~	4.7	~~0.42 J~~
Tetrachloroethene	1.3	~~0.28 J~~	8.5	~~1.9 J~~
Butane	5.0	2.5 J	12	5.9 J
Isopentane	5.0	2.6 J	15	7.6 J

Client Sample ID: VMP-23-40-012413

Lab ID#: 1301504A-11A

Compound	Rpt. Limit (ppbv)	Amount (ppbv)	Rpt. Limit (ug/m3)	Amount (ug/m3)
Freon 12	1.3	0.52 J	6.4	2.6 J
Freon 11	1.3	0.47 J	7.2	2.7 J

eurofins | Air Toxics

Summary of Detected Compounds
EPA METHOD TO-15 GC/MS FULL SCAN

Client Sample ID: VMP-23-40-012413

Lab ID#: 1301504A-11A

Ethanol	5.2	0.70 J	9.7	1.3 J
Acetone	13	5.3 J	31	12 J
2-Propanol	5.2	0.87 J	13	2.1 J
Carbon Disulfide	5.2	~~0.76 J~~	16	~~2.4 J~~
Hexane	1.3	0.34 J	4.5	1.2 J
2-Butanone (Methyl Ethyl Ketone)	5.2	0.82 J	15	2.4 J
Chloroform	1.3	1.4	6.3	6.9
2,2,4-Trimethylpentane	1.3	1.8	6.0	8.2
Butane	5.2	1.9 J	12	4.5 J
Isopentane	5.2	3.4 J	15	10 J

Client Sample ID: VMP-24-5-012313

Lab ID#: 1301504A-12A

Compound	Rpt. Limit (ppbv)	Amount (ppbv)	Rpt. Limit (ug/m3)	Amount (ug/m3)
Freon 12	1.3	0.49 J	6.2	2.4 J
Freon 11	1.3	0.25 J	7.1	1.4 J
Ethanol	5.0	2.6 J	9.5	4.8 J
Acetone	13	10 J	30	25 J
2-Propanol	5.0	15	12	36
Carbon Disulfide	5.0	~~0.69 J~~	16	~~2.2 J~~
2,2,4-Trimethylpentane	1.3	4.0	5.9	19
Benzene	1.3	2.7	4.0	8.8
Toluene	1.3	~~0.14 J~~	4.7	~~0.53 J~~

Client Sample ID: VMP-24-10-012313

Lab ID#: 1301504A-13A

Compound	Rpt. Limit (ppbv)	Amount (ppbv)	Rpt. Limit (ug/m3)	Amount (ug/m3)
Freon 12	1.4	0.51 J	6.8	2.5 J
Freon 11	1.4	0.31 J	7.8	1.8 J
Ethanol	5.5	4.0 J	10	7.6 J
Acetone	14	~~1.8 J~~	33	~~4.4 J~~
2-Propanol	5.5	6.7	14	16

eurofins | Air Toxics

Summary of Detected Compounds
EPA METHOD TO-15 GC/MS FULL SCAN

Client Sample ID: VMP-24-10-012313

Lab ID#: 1301504A-13A

Carbon Disulfide	5.5	~~0.65 J~~	17	~~2.0 J~~
Methylene Chloride	14	~~0.48 J~~	48	~~1.6 J~~
2,2,4-Trimethylpentane	1.4	2.2	6.4	10
Benzene	1.4	2.2	4.4	7.2
Toluene	1.4	0.34 J	5.2	1.3 J
Tetrachloroethene	1.4	~~0.18 J~~	9.4	~~1.2 J~~
Isopentane	5.5	1.2 J	16	3.4 J

Client Sample ID: VMP-24-22-012313

Lab ID#: 1301504A-14A

Compound	Rpt. Limit (ppbv)	Amount (ppbv)	Rpt. Limit (ug/m3)	Amount (ug/m3)
Freon 12	1.4	0.59 J	7.0	2.9 J
Freon 11	1.4	0.30 J	7.9	1.7 J
Ethanol	5.6	2.0 J	11	3.9 J
Acetone	14	2.9 J	33	6.9 J
2-Propanol	5.6	4.0 J	14	9.8 J
Carbon Disulfide	5.6	~~0.65 J~~	18	~~2.0 J~~
Methylene Chloride	14	~~0.27 J~~	49	~~0.94 J~~
2,2,4-Trimethylpentane	1.4	2.3	6.6	10
Toluene	1.4	~~0.14 J~~	5.3	~~0.51 J~~
Tetrachloroethene	1.4	~~0.21 J~~	9.6	~~1.4 J~~
Butane	5.6	9.4	13	22
Isopentane	5.6	3.7 J	17	11 J

Client Sample ID: VMP-24-34-012313

Lab ID#: 1301504A-15A

Compound	Rpt. Limit (ppbv)	Amount (ppbv)	Rpt. Limit (ug/m3)	Amount (ug/m3)
Freon 12	1.4	0.55 J	7.1	2.7 J
Freon 11	1.4	0.33 J	8.1	1.8 J
Ethanol	5.8	1.2 J	11	2.2 J
Acetone	14	3.8 J	34	9.0 J
2-Propanol	5.8	1.3 J	14	3.2 J

eurofins | Air Toxics

Summary of Detected Compounds
EPA METHOD TO-15 GC/MS FULL SCAN

Client Sample ID: VMP-24-34-012313

Lab ID#: 1301504A-15A

Carbon Disulfide	5.8	~~0.58 J~~	18	~~1.8 J~~
Methylene Chloride	14	~~0.30 J~~	50	~~1.0 J~~
2,2,4-Trimethylpentane	1.4	1.7	6.8	8.1
Benzene	1.4	2.1	4.6	6.8
Toluene	1.4	~~0.12 J~~	5.4	~~0.45 J~~
Tetrachloroethene	1.4	~~0.17 J~~	9.8	~~1.2 J~~

Client Sample ID: VMP-43-20-012413

Lab ID#: 1301504A-16A

Compound	Rpt. Limit (ppbv)	Amount (ppbv)	Rpt. Limit (ug/m3)	Amount (ug/m3)
Freon 12	1.3	0.62 J	6.5	3.1 J
Freon 11	1.3	0.29 J	7.4	1.6 J
Ethanol	5.3	2.0 J	9.9	3.7 J
Acetone	13	4.4 J	31	10 J
2-Propanol	5.3	1.4 J	13	3.5 J
Carbon Disulfide	5.3	~~2.0 J~~	16	~~6.2 J~~
Chloroform	1.3	0.46 J	6.4	2.2 J
2,2,4-Trimethylpentane	1.3	5.3	6.2	25
Benzene	1.3	0.67 J	4.2	2.1 J
4-Methyl-2-pentanone	1.3	0.45 J	5.4	1.8 J
Toluene	1.3	~~0.20 J~~	5.0	~~0.75 J~~
Tetrachloroethene	1.3	0.56 J	9.0	3.8 J
Butane	5.3	6.9	12	16
Isopentane	5.3	1.4 J	16	4.0 J

Client Sample ID: VMP-43-30-012413

Lab ID#: 1301504A-17A

Compound	Rpt. Limit (ppbv)	Amount (ppbv)	Rpt. Limit (ug/m3)	Amount (ug/m3)
Freon 12	1.3	0.54 J	6.6	2.6 J
Freon 11	1.3	0.22 J	7.6	1.2 J
Ethanol	5.4	3.5 J	10	6.6 J
Acetone	13	2.3 J	32	5.5 J

eurofins | Air Toxics

Summary of Detected Compounds
EPA METHOD TO-15 GC/MS FULL SCAN

Client Sample ID: VMP-43-30-012413

Lab ID#: 1301504A-17A

2-Propanol	5.4	6.5	13	16
Carbon Disulfide	5.4	~~0.72 J~~	17	~~2.2 J~~
Methylene Chloride	13	~~0.17 J~~	47	~~0.59 J~~
2,2,4-Trimethylpentane	1.3	0.39 J	6.3	1.8 J
Benzene	1.3	3.8	4.3	12
Toluene	1.3	~~0.30 J~~	5.1	~~1.1 J~~
Tetrachloroethene	1.3	~~0.16 J~~	9.1	~~1.1 J~~
Butane	5.4	1.7 J	13	4.0 J
Isopentane	5.4	1.6 J	16	4.8 J

eurofins | Air Toxics

Client Sample ID: VMP-20-10-012213

Lab ID#: 1301504A-02A

EPA METHOD TO-15 GC/MS FULL SCAN

File Name:	**p020408**	**Date of Collection:**	**1/22/13 11:32:00 AM**
Dil. Factor:	**2.47**	**Date of Analysis:**	**2/4/13 01:03 PM**

Compound	Rpt. Limit (ppbv)	Amount (ppbv)	Rpt. Limit (ug/m3)	Amount (ug/m3)
Freon 12	1.2	0.53 J	6.1	2.6 J
Freon 114	1.2	Not Detected	8.6	Not Detected
Chloromethane	12	Not Detected	26	Not Detected
Vinyl Chloride	1.2	Not Detected	3.2	Not Detected
1,3-Butadiene	1.2	Not Detected	2.7	Not Detected
Bromomethane	12	Not Detected	48	Not Detected
Chloroethane	4.9	Not Detected	13	Not Detected
Freon 11	1.2	0.58 J	6.9	3.3 J
Ethanol	4.9	2.1 J	9.3	4.0 J
Freon 113	1.2	Not Detected	9.5	Not Detected
1,1-Dichloroethene	1.2	Not Detected	4.9	Not Detected
Acetone	12	5.0 J	29	12 J
2-Propanol	4.9	3.3 J	12	8.0 J
Carbon Disulfide	4.9	~~0.68 J~~	15	~~2.8 J~~
3-Chloropropene	4.9	Not Detected	15	Not Detected
Methylene Chloride	12	~~0.22 J~~	43	~~0.77 J~~
Methyl tert-butyl ether	1.2	Not Detected	4.4	Not Detected
trans-1,2-Dichloroethene	1.2	Not Detected	4.9	Not Detected
Hexane	1.2	0.26 J	4.4	0.90 J
1,1-Dichloroethane	1.2	Not Detected	5.0	Not Detected
2-Butanone (Methyl Ethyl Ketone)	4.9	Not Detected	14	Not Detected
cis-1,2-Dichloroethene	1.2	Not Detected	4.9	Not Detected
Tetrahydrofuran	1.2	Not Detected	3.6	Not Detected
Chloroform	1.2	Not Detected	6.0	Not Detected
1,1,1-Trichloroethane	1.2	Not Detected	6.7	Not Detected
Cyclohexane	1.2	Not Detected	4.2	Not Detected
Carbon Tetrachloride	1.2	Not Detected	7.8	Not Detected
2,2,4-Trimethylpentane	1.2	1.0 J	5.8	4.9 J
Benzene	1.2	0.57 J	3.9	1.8 J
1,2-Dichloroethane	1.2	Not Detected	5.0	Not Detected
Heptane	1.2	Not Detected	5.1	Not Detected
Trichloroethene	1.2	Not Detected	6.6	Not Detected
1,2-Dichloropropane	1.2	Not Detected	5.7	Not Detected
1,4-Dioxane	4.9	Not Detected	18	Not Detected
Bromodichloromethane	1.2	Not Detected	8.3	Not Detected
cis-1,3-Dichloropropene	1.2	Not Detected	5.6	Not Detected
4-Methyl-2-pentanone	1.2	Not Detected	5.0	Not Detected
Toluene	1.2	~~0.17 J~~	4.6	~~0.63 J~~
trans-1,3-Dichloropropene	1.2	Not Detected	5.6	Not Detected
1,1,2-Trichloroethane	1.2	Not Detected	6.7	Not Detected
Tetrachloroethene	1.2	~~0.16 J~~	8.4	~~1.1 J~~
2-Hexanone	4.9	Not Detected	20	Not Detected

eurofins | Air Toxics

Client Sample ID: VMP-20-10-012213

Lab ID#: 1301504A-02A

EPA METHOD TO-15 GC/MS FULL SCAN

File Name:	**p020408**	**Date of Collection:**	**1/22/13 11:32:00 AM**
Dil. Factor:	**2.47**	**Date of Analysis:**	**2/4/13 01:03 PM**

Compound	Rpt. Limit (ppbv)	Amount (ppbv)	Rpt. Limit (ug/m3)	Amount (ug/m3)
Dibromochloromethane	1.2	Not Detected	10	Not Detected
1,2-Dibromoethane (EDB)	1.2	Not Detected	9.5	Not Detected
Chlorobenzene	1.2	Not Detected	5.7	Not Detected
Ethyl Benzene	1.2	Not Detected	5.4	Not Detected
m,p-Xylene	1.2	Not Detected	5.4	Not Detected
o-Xylene	1.2	Not Detected	5.4	Not Detected
Styrene	1.2	Not Detected	5.3	Not Detected
Bromoform	1.2	Not Detected	13	Not Detected
Cumene	1.2	Not Detected	6.1	Not Detected
1,1,2,2-Tetrachloroethane	1.2	Not Detected	8.5	Not Detected
Propylbenzene	1.2	Not Detected	6.1	Not Detected
4-Ethyltoluene	1.2	Not Detected	6.1	Not Detected
1,3,5-Trimethylbenzene	1.2	Not Detected	6.1	Not Detected
1,2,4-Trimethylbenzene	1.2	Not Detected	6.1	Not Detected
1,3-Dichlorobenzene	1.2	~~0.29 J~~	7.4	~~1.7 J~~
1,4-Dichlorobenzene	1.2	~~0.37 J~~	7.4	~~2.2 J~~
alpha-Chlorotoluene	1.2	Not Detected	6.4	Not Detected
1,2-Dichlorobenzene	1.2	Not Detected	7.4	Not Detected
1,2,4-Trichlorobenzene	4.9	~~0.87 J~~	37	~~6.4 J~~
Hexachlorobutadiene	4.9	Not Detected	53	Not Detected
Butane	4.9	Not Detected	12	Not Detected
Isopentane	4.9	0.67 J	14	2.0 J

J = Estimated value.

Container Type: 1 Liter Summa Canister

Surrogates	%Recovery	Method Limits
Toluene-d8	98	70-130
1,2-Dichloroethane-d4	90	70-130
4-Bromofluorobenzene	97	70-130

eurofins | Air Toxics

Client Sample ID: VMP-20-25-012213

Lab ID#: 1301504A-03A

EPA METHOD TO-15 GC/MS FULL SCAN

File Name:	p020409	**Date of Collection:**	1/22/13 2:36:00 PM
Dil. Factor:	2.47	**Date of Analysis:**	2/4/13 01:39 PM

Compound	Rpt. Limit (ppbv)	Amount (ppbv)	Rpt. Limit (ug/m3)	Amount (ug/m3)
Freon 12	1.2	0.53 J	6.1	2.6 J
Freon 114	1.2	Not Detected	8.6	Not Detected
Chloromethane	12	Not Detected	26	Not Detected
Vinyl Chloride	1.2	Not Detected	3.2	Not Detected
1,3-Butadiene	1.2	Not Detected	2.7	Not Detected
Bromomethane	12	~~0.58 J~~	48	~~2.2 J~~
Chloroethane	4.9	Not Detected	13	Not Detected
Freon 11	1.2	8.4	6.9	47
Ethanol	4.9	Not Detected	9.3	Not Detected
Freon 113	1.2	Not Detected	9.5	Not Detected
1,1-Dichloroethene	1.2	Not Detected	4.9	Not Detected
Acetone	12	4.6 J	29	11 J
2-Propanol	4.9	3.9 J	12	9.5 J
Carbon Disulfide	4.9	~~1.1 J~~	15	~~3.3 J~~
3-Chloropropene	4.9	Not Detected	15	Not Detected
Methylene Chloride	12	~~0.21 J~~	43	~~0.72 J~~
Methyl tert-butyl ether	1.2	Not Detected	4.4	Not Detected
trans-1,2-Dichloroethene	1.2	Not Detected	4.9	Not Detected
Hexane	1.2	Not Detected	4.4	Not Detected
1,1-Dichloroethane	1.2	Not Detected	5.0	Not Detected
2-Butanone (Methyl Ethyl Ketone)	4.9	Not Detected	14	Not Detected
cis-1,2-Dichloroethene	1.2	Not Detected	4.9	Not Detected
Tetrahydrofuran	1.2	Not Detected	3.6	Not Detected
Chloroform	1.2	Not Detected	6.0	Not Detected
1,1,1-Trichloroethane	1.2	Not Detected	6.7	Not Detected
Cyclohexane	1.2	Not Detected	4.2	Not Detected
Carbon Tetrachloride	1.2	Not Detected	7.8	Not Detected
2,2,4-Trimethylpentane	1.2	Not Detected	5.8	Not Detected
Benzene	1.2	Not Detected	3.9	Not Detected
1,2-Dichloroethane	1.2	Not Detected	5.0	Not Detected
Heptane	1.2	Not Detected	5.1	Not Detected
Trichloroethene	1.2	Not Detected	6.6	Not Detected
1,2-Dichloropropane	1.2	Not Detected	5.7	Not Detected
1,4-Dioxane	4.9	Not Detected	18	Not Detected
Bromodichloromethane	1.2	Not Detected	8.3	Not Detected
cis-1,3-Dichloropropene	1.2	Not Detected	5.6	Not Detected
4-Methyl-2-pentanone	1.2	Not Detected	5.0	Not Detected
Toluene	1.2	~~0.10 J~~	4.6	~~0.38 J~~
trans-1,3-Dichloropropene	1.2	Not Detected	5.6	Not Detected
1,1,2-Trichloroethane	1.2	Not Detected	6.7	Not Detected
Tetrachloroethene	1.2	~~0.19 J~~	8.4	~~1.3 J~~
2-Hexanone	4.9	Not Detected	20	Not Detected

eurofins | Air Toxics

Client Sample ID: VMP-20-25-012213

Lab ID#: 1301504A-03A

EPA METHOD TO-15 GC/MS FULL SCAN

File Name:	**p020409**	**Date of Collection:**	**1/22/13 2:36:00 PM**
Dil. Factor:	**2.47**	**Date of Analysis:**	**2/4/13 01:39 PM**

Compound	Rpt. Limit (ppbv)	Amount (ppbv)	Rpt. Limit (ug/m3)	Amount (ug/m3)
Dibromochloromethane	1.2	Not Detected	10	Not Detected
1,2-Dibromoethane (EDB)	1.2	Not Detected	9.5	Not Detected
Chlorobenzene	1.2	Not Detected	5.7	Not Detected
Ethyl Benzene	1.2	Not Detected	5.4	Not Detected
m,p-Xylene	1.2	Not Detected	5.4	Not Detected
o-Xylene	1.2	Not Detected	5.4	Not Detected
Styrene	1.2	Not Detected	5.3	Not Detected
Bromoform	1.2	Not Detected	13	Not Detected
Cumene	1.2	Not Detected	6.1	Not Detected
1,1,2,2-Tetrachloroethane	1.2	Not Detected	8.5	Not Detected
Propylbenzene	1.2	Not Detected	6.1	Not Detected
4-Ethyltoluene	1.2	Not Detected	6.1	Not Detected
1,3,5-Trimethylbenzene	1.2	Not Detected	6.1	Not Detected
1,2,4-Trimethylbenzene	1.2	Not Detected	6.1	Not Detected
1,3-Dichlorobenzene	1.2	~~0.22 J~~	7.4	~~1.4 J~~
1,4-Dichlorobenzene	1.2	~~0.23 J~~	7.4	~~1.4 J~~
alpha-Chlorotoluene	1.2	Not Detected	6.4	Not Detected
1,2-Dichlorobenzene	1.2	Not Detected	7.4	Not Detected
1,2,4-Trichlorobenzene	4.9	~~0.84 J~~	37	~~4.8 J~~
Hexachlorobutadiene	4.9	Not Detected	53	Not Detected
Butane	4.9	1.2 J	12	3.0 J
Isopentane	4.9	0.72 J	14	2.1 J

J = Estimated value.

Container Type: 1 Liter Summa Canister

Surrogates	%Recovery	Method Limits
Toluene-d8	98	70-130
1,2-Dichloroethane-d4	89	70-130
4-Bromofluorobenzene	98	70-130

eurofins | Air Toxics

Client Sample ID: VMP-22-5-012413

Lab ID#: 1301504A-04A

EPA METHOD TO-15 GC/MS FULL SCAN

File Name:	**p020410**	**Date of Collection:**	**1/24/13 10:37:00 AM**
Dil. Factor:	**2.58**	**Date of Analysis:**	**2/4/13 02:20 PM**

Compound	Rpt. Limit (ppbv)	Amount (ppbv)	Rpt. Limit (ug/m3)	Amount (ug/m3)
Freon 12	1.3	0.50 J	6.4	2.5 J
Freon 114	1.3	Not Detected	9.0	Not Detected
Chloromethane	13	Not Detected	27	Not Detected
Vinyl Chloride	1.3	Not Detected	3.3	Not Detected
1,3-Butadiene	1.3	Not Detected	2.8	Not Detected
Bromomethane	13	Not Detected	50	Not Detected
Chloroethane	5.2	Not Detected	14	Not Detected
Freon 11	1.3	0.26 J	7.2	1.5 J
Ethanol	5.2	1.1 J	9.7	2.1 J
Freon 113	1.3	Not Detected	9.9	Not Detected
1,1-Dichloroethene	1.3	Not Detected	5.1	Not Detected
Acetone	13	5.7 J	31	14 J
2-Propanol	5.2	0.46 J	13	1.1 J
Carbon Disulfide	5.2	~~0.87 J~~	16	~~2.7 J~~
3-Chloropropene	5.2	Not Detected	16	Not Detected
Methylene Chloride	13	~~0.16 J~~	45	~~0.54 J~~
Methyl tert-butyl ether	1.3	Not Detected	4.6	Not Detected
trans-1,2-Dichloroethene	1.3	Not Detected	5.1	Not Detected
Hexane	1.3	Not Detected	4.5	Not Detected
1,1-Dichloroethane	1.3	Not Detected	5.2	Not Detected
2-Butanone (Methyl Ethyl Ketone)	5.2	Not Detected	15	Not Detected
cis-1,2-Dichloroethene	1.3	Not Detected	5.1	Not Detected
Tetrahydrofuran	1.3	Not Detected	3.8	Not Detected
Chloroform	1.3	Not Detected	6.3	Not Detected
1,1,1-Trichloroethane	1.3	Not Detected	7.0	Not Detected
Cyclohexane	1.3	Not Detected	4.4	Not Detected
Carbon Tetrachloride	1.3	Not Detected	8.1	Not Detected
2,2,4-Trimethylpentane	1.3	1.7	6.0	8.1
Benzene	1.3	2.9	4.1	9.3
1,2-Dichloroethane	1.3	Not Detected	5.2	Not Detected
Heptane	1.3	Not Detected	5.3	Not Detected
Trichloroethene	1.3	Not Detected	6.9	Not Detected
1,2-Dichloropropane	1.3	Not Detected	6.0	Not Detected
1,4-Dioxane	5.2	Not Detected	18	Not Detected
Bromodichloromethane	1.3	Not Detected	8.6	Not Detected
cis-1,3-Dichloropropene	1.3	Not Detected	5.8	Not Detected
4-Methyl-2-pentanone	1.3	Not Detected	5.3	Not Detected
Toluene	1.3	~~0.23 J~~	4.9	~~0.88 J~~
trans-1,3-Dichloropropene	1.3	Not Detected	5.8	Not Detected
1,1,2-Trichloroethane	1.3	Not Detected	7.0	Not Detected
Tetrachloroethene	1.3	~~0.14 J~~	8.8	~~0.96 J~~
2-Hexanone	5.2	Not Detected	21	Not Detected

eurofins | Air Toxics

Client Sample ID: VMP-22-5-012413

Lab ID#: 1301504A-04A

EPA METHOD TO-15 GC/MS FULL SCAN

File Name:	**p020410**	**Date of Collection:**	**1/24/13 10:37:00 AM**
Dil. Factor:	**2.58**	**Date of Analysis:**	**2/4/13 02:20 PM**

Compound	Rpt. Limit (ppbv)	Amount (ppbv)	Rpt. Limit (ug/m3)	Amount (ug/m3)
Dibromochloromethane	1.3	Not Detected	11	Not Detected
1,2-Dibromoethane (EDB)	1.3	Not Detected	9.9	Not Detected
Chlorobenzene	1.3	Not Detected	5.9	Not Detected
Ethyl Benzene	1.3	Not Detected	5.6	Not Detected
m,p-Xylene	1.3	Not Detected	5.6	Not Detected
o-Xylene	1.3	Not Detected	5.6	Not Detected
Styrene	1.3	Not Detected	5.5	Not Detected
Bromoform	1.3	Not Detected	13	Not Detected
Cumene	1.3	Not Detected	6.3	Not Detected
1,1,2,2-Tetrachloroethane	1.3	Not Detected	8.8	Not Detected
Propylbenzene	1.3	Not Detected	6.3	Not Detected
4-Ethyltoluene	1.3	~~0.10 J~~	6.3	~~0.49 J~~
1,3,5-Trimethylbenzene	1.3	Not Detected	6.3	Not Detected
1,2,4-Trimethylbenzene	1.3	Not Detected	6.3	Not Detected
1,3-Dichlorobenzene	1.3	~~0.18 J~~	7.8	~~1.1 J~~
1,4-Dichlorobenzene	1.3	Not Detected	7.8	Not Detected
alpha-Chlorotoluene	1.3	Not Detected	6.7	Not Detected
1,2-Dichlorobenzene	1.3	Not Detected	7.8	Not Detected
1,2,4-Trichlorobenzene	5.2	~~0.52 J~~	38	~~3.9 J~~
Hexachlorobutadiene	5.2	Not Detected	55	Not Detected
Butane	5.2	Not Detected	12	Not Detected
Isopentane	5.2	Not Detected	15	Not Detected

J = Estimated value.

Container Type: 1 Liter Summa Canister

Surrogates	%Recovery	Method Limits
Toluene-d8	96	70-130
1,2-Dichloroethane-d4	90	70-130
4-Bromofluorobenzene	98	70-130

eurofins | Air Toxics

Client Sample ID: VMP-22-10-012413

Lab ID#: 1301504A-05A

EPA METHOD TO-15 GC/MS FULL SCAN

File Name:	**p020411**	**Date of Collection:**	**1/24/13 11:22:00 AM**
Dil. Factor:	**2.76**	**Date of Analysis:**	**2/4/13 03:04 PM**

Compound	Rpt. Limit (ppbv)	Amount (ppbv)	Rpt. Limit (ug/m3)	Amount (ug/m3)
Freon 12	1.4	0.58 J	6.8	2.9 J
Freon 114	1.4	Not Detected	9.6	Not Detected
Chloromethane	14	Not Detected	28	Not Detected
Vinyl Chloride	1.4	Not Detected	3.5	Not Detected
1,3-Butadiene	1.4	Not Detected	3.0	Not Detected
Bromomethane	14	Not Detected	54	Not Detected
Chloroethane	5.5	Not Detected	14	Not Detected
Freon 11	1.4	0.24 J	7.8	1.3 J
Ethanol	5.5	1.1 J	10	2.2 J
Freon 113	1.4	Not Detected	10	Not Detected
1,1-Dichloroethene	1.4	Not Detected	5.5	Not Detected
Acetone	14	Not Detected	33	Not Detected
2-Propanol	5.5	2.1 J	14	5.2 J
Carbon Disulfide	5.5	~~0.83 J~~	17	~~2.6 J~~
3-Chloropropene	5.5	Not Detected	17	Not Detected
Methylene Chloride	14	~~0.18 J~~	48	~~0.64 J~~
Methyl tert-butyl ether	1.4	Not Detected	5.0	Not Detected
trans-1,2-Dichloroethene	1.4	Not Detected	5.5	Not Detected
Hexane	1.4	Not Detected	4.9	Not Detected
1,1-Dichloroethane	1.4	Not Detected	5.6	Not Detected
2-Butanone (Methyl Ethyl Ketone)	5.5	Not Detected	16	Not Detected
cis-1,2-Dichloroethene	1.4	Not Detected	5.5	Not Detected
Tetrahydrofuran	1.4	Not Detected	4.1	Not Detected
Chloroform	1.4	Not Detected	6.7	Not Detected
1,1,1-Trichloroethane	1.4	Not Detected	7.5	Not Detected
Cyclohexane	1.4	Not Detected	4.8	Not Detected
Carbon Tetrachloride	1.4	Not Detected	8.7	Not Detected
2,2,4-Trimethylpentane	1.4	0.65 J	6.4	3.0 J
Benzene	1.4	0.57 J	4.4	1.8 J
1,2-Dichloroethane	1.4	Not Detected	5.6	Not Detected
Heptane	1.4	Not Detected	5.6	Not Detected
Trichloroethene	1.4	Not Detected	7.4	Not Detected
1,2-Dichloropropane	1.4	Not Detected	6.4	Not Detected
1,4-Dioxane	5.5	Not Detected	20	Not Detected
Bromodichloromethane	1.4	Not Detected	9.2	Not Detected
cis-1,3-Dichloropropene	1.4	Not Detected	6.3	Not Detected
4-Methyl-2-pentanone	1.4	Not Detected	5.6	Not Detected
Toluene	1.4	~~0.15 J~~	5.2	~~0.56 J~~
trans-1,3-Dichloropropene	1.4	Not Detected	6.3	Not Detected
1,1,2-Trichloroethane	1.4	Not Detected	7.5	Not Detected
Tetrachloroethene	1.4	Not Detected	9.4	Not Detected
2-Hexanone	5.5	Not Detected	23	Not Detected

eurofins | Air Toxics

Client Sample ID: VMP-22-10-012413

Lab ID#: 1301504A-05A

EPA METHOD TO-15 GC/MS FULL SCAN

File Name:	p020411	**Date of Collection:**	1/24/13 11:22:00 AM
Dil. Factor:	2.76	**Date of Analysis:**	2/4/13 03:04 PM

Compound	Rpt. Limit (ppbv)	Amount (ppbv)	Rpt. Limit (ug/m3)	Amount (ug/m3)
Dibromochloromethane	1.4	Not Detected	12	Not Detected
1,2-Dibromoethane (EDB)	1.4	Not Detected	11	Not Detected
Chlorobenzene	1.4	Not Detected	6.4	Not Detected
Ethyl Benzene	1.4	Not Detected	6.0	Not Detected
m,p-Xylene	1.4	Not Detected	6.0	Not Detected
o-Xylene	1.4	Not Detected	6.0	Not Detected
Styrene	1.4	Not Detected	5.9	Not Detected
Bromoform	1.4	Not Detected	14	Not Detected
Cumene	1.4	Not Detected	6.8	Not Detected
1,1,2,2-Tetrachloroethane	1.4	Not Detected	9.5	Not Detected
Propylbenzene	1.4	Not Detected	6.8	Not Detected
4-Ethyltoluene	1.4	~~0.19 J~~	6.8	~~0.95 J~~
1,3,5-Trimethylbenzene	1.4	Not Detected	6.8	Not Detected
1,2,4-Trimethylbenzene	1.4	Not Detected	6.8	Not Detected
1,3-Dichlorobenzene	1.4	~~0.18 J~~	8.3	~~1.1 J~~
1,4-Dichlorobenzene	1.4	Not Detected	8.3	Not Detected
alpha-Chlorotoluene	1.4	Not Detected	7.1	Not Detected
1,2-Dichlorobenzene	1.4	Not Detected	8.3	Not Detected
1,2,4-Trichlorobenzene	5.5	~~0.48 J~~	41	~~3.6 J~~
Hexachlorobutadiene	5.5	Not Detected	59	Not Detected
Butane	5.5	Not Detected	13	Not Detected
Isopentane	5.5	Not Detected	16	Not Detected

J = Estimated value.

Container Type: 1 Liter Summa Canister

Surrogates	%Recovery	Method Limits
Toluene-d8	98	70-130
1,2-Dichloroethane-d4	91	70-130
4-Bromofluorobenzene	98	70-130

eurofins | Air Toxics

Client Sample ID: VMP-22-18-012413

Lab ID#: 1301504A-06A

EPA METHOD TO-15 GC/MS FULL SCAN

File Name:	**p020412**	**Date of Collection:**	**1/24/13 12:11:00 PM**
Dil. Factor:	**2.76**	**Date of Analysis:**	**2/4/13 03:35 PM**

Compound	Rpt. Limit (ppbv)	Amount (ppbv)	Rpt. Limit (ug/m3)	Amount (ug/m3)
Freon 12	1.4	0.58 J	6.8	2.9 J
Freon 114	1.4	Not Detected	9.6	Not Detected
Chloromethane	14	Not Detected	28	Not Detected
Vinyl Chloride	1.4	Not Detected	3.5	Not Detected
1,3-Butadiene	1.4	Not Detected	3.0	Not Detected
Bromomethane	14	Not Detected	54	Not Detected
Chloroethane	5.5	Not Detected	14	Not Detected
Freon 11	1.4	0.24 J	7.8	1.4 J
Ethanol	5.5	1.3 J	10	2.4 J
Freon 113	1.4	Not Detected	10	Not Detected
1,1-Dichloroethene	1.4	Not Detected	5.5	Not Detected
Acetone	14	~~1.6 J~~	33	~~3.8 J~~
2-Propanol	5.5	3.0 J	14	7.3 J
Carbon Disulfide	5.5	~~0.94 J~~	17	~~2.9 J~~
3-Chloropropene	5.5	Not Detected	17	Not Detected
Methylene Chloride	14	~~0.21 J~~	48	~~0.73 J~~
Methyl tert-butyl ether	1.4	Not Detected	5.0	Not Detected
trans-1,2-Dichloroethene	1.4	Not Detected	5.5	Not Detected
Hexane	1.4	Not Detected	4.9	Not Detected
1,1-Dichloroethane	1.4	Not Detected	5.6	Not Detected
2-Butanone (Methyl Ethyl Ketone)	5.5	Not Detected	16	Not Detected
cis-1,2-Dichloroethene	1.4	Not Detected	5.5	Not Detected
Tetrahydrofuran	1.4	Not Detected	4.1	Not Detected
Chloroform	1.4	3.0	6.7	15
1,1,1-Trichloroethane	1.4	Not Detected	7.5	Not Detected
Cyclohexane	1.4	Not Detected	4.8	Not Detected
Carbon Tetrachloride	1.4	Not Detected	8.7	Not Detected
2,2,4-Trimethylpentane	1.4	0.45 J	6.4	2.1 J
Benzene	1.4	0.61 J	4.4	2.0 J
1,2-Dichloroethane	1.4	Not Detected	5.6	Not Detected
Heptane	1.4	Not Detected	5.6	Not Detected
Trichloroethene	1.4	Not Detected	7.4	Not Detected
1,2-Dichloropropane	1.4	Not Detected	6.4	Not Detected
1,4-Dioxane	5.5	Not Detected	20	Not Detected
Bromodichloromethane	1.4	Not Detected	9.2	Not Detected
cis-1,3-Dichloropropene	1.4	Not Detected	6.3	Not Detected
4-Methyl-2-pentanone	1.4	Not Detected	5.6	Not Detected
Toluene	1.4	~~0.12 J~~	5.2	~~0.46 J~~
trans-1,3-Dichloropropene	1.4	Not Detected	6.3	Not Detected
1,1,2-Trichloroethane	1.4	Not Detected	7.5	Not Detected
Tetrachloroethene	1.4	~~0.14 J~~	9.4	~~0.98 J~~
2-Hexanone	5.5	Not Detected	23	Not Detected

eurofins | Air Toxics

Client Sample ID: VMP-22-18-012413

Lab ID#: 1301504A-06A

EPA METHOD TO-15 GC/MS FULL SCAN

File Name:	p020412	**Date of Collection:**	1/24/13 12:11:00 PM
Dil. Factor:	2.76	**Date of Analysis:**	2/4/13 03:35 PM

Compound	Rpt. Limit (ppbv)	Amount (ppbv)	Rpt. Limit (ug/m3)	Amount (ug/m3)
Dibromochloromethane	1.4	Not Detected	12	Not Detected
1,2-Dibromoethane (EDB)	1.4	Not Detected	11	Not Detected
Chlorobenzene	1.4	Not Detected	6.4	Not Detected
Ethyl Benzene	1.4	Not Detected	6.0	Not Detected
m,p-Xylene	1.4	Not Detected	6.0	Not Detected
o-Xylene	1.4	Not Detected	6.0	Not Detected
Styrene	1.4	Not Detected	5.9	Not Detected
Bromoform	1.4	Not Detected	14	Not Detected
Cumene	1.4	Not Detected	6.8	Not Detected
1,1,2,2-Tetrachloroethane	1.4	Not Detected	9.5	Not Detected
Propylbenzene	1.4	Not Detected	6.8	Not Detected
4-Ethyltoluene	1.4	~~0.23 J~~	6.8	~~1.1 J~~
1,3,5-Trimethylbenzene	1.4	Not Detected	6.8	Not Detected
1,2,4-Trimethylbenzene	1.4	Not Detected	6.8	Not Detected
1,3-Dichlorobenzene	1.4	Not Detected	8.3	Not Detected
1,4-Dichlorobenzene	1.4	Not Detected	8.3	Not Detected
alpha-Chlorotoluene	1.4	Not Detected	7.1	Not Detected
1,2-Dichlorobenzene	1.4	Not Detected	8.3	Not Detected
1,2,4-Trichlorobenzene	5.5	Not Detected	41	Not Detected
Hexachlorobutadiene	5.5	Not Detected	59	Not Detected
Butane	5.5	Not Detected	13	Not Detected
Isopentane	5.5	Not Detected	16	Not Detected

J = Estimated value.

Container Type: 1 Liter Summa Canister

Surrogates	%Recovery	Method Limits
Toluene-d8	98	70-130
1,2-Dichloroethane-d4	95	70-130
4-Bromofluorobenzene	95	70-130

eurofins | Air Toxics

Client Sample ID: VMP-22-38-012413

Lab ID#: 1301504A-07A

EPA METHOD TO-15 GC/MS FULL SCAN

File Name:	p020413	**Date of Collection:**	1/24/13 1:01:00 PM
Dil. Factor:	2.69	**Date of Analysis:**	2/4/13 04:08 PM

Compound	Rpt. Limit (ppbv)	Amount (ppbv)	Rpt. Limit (ug/m3)	Amount (ug/m3)
Freon 12	1.3	0.50 J	6.6	2.5 J
Freon 114	1.3	Not Detected	9.4	Not Detected
Chloromethane	13	Not Detected	28	Not Detected
Vinyl Chloride	1.3	Not Detected	3.4	Not Detected
1,3-Butadiene	1.3	Not Detected	3.0	Not Detected
Bromomethane	13	Not Detected	52	Not Detected
Chloroethane	5.4	Not Detected	14	Not Detected
Freon 11	1.3	0.26 J	7.6	1.4 J
Ethanol	5.4	1.5 J	10	2.9 J
Freon 113	1.3	Not Detected	10	Not Detected
1,1-Dichloroethene	1.3	Not Detected	5.3	Not Detected
Acetone	13	4.9 J	32	12 J
2-Propanol	5.4	2.5 J	13	6.1 J
Carbon Disulfide	5.4	~~1.0 J~~	17	~~3.2 J~~
3-Chloropropene	5.4	Not Detected	17	Not Detected
Methylene Chloride	13	Not Detected	47	Not Detected
Methyl tert-butyl ether	1.3	Not Detected	4.8	Not Detected
trans-1,2-Dichloroethene	1.3	Not Detected	5.3	Not Detected
Hexane	1.3	Not Detected	4.7	Not Detected
1,1-Dichloroethane	1.3	Not Detected	5.4	Not Detected
2-Butanone (Methyl Ethyl Ketone)	5.4	Not Detected	16	Not Detected
cis-1,2-Dichloroethene	1.3	Not Detected	5.3	Not Detected
Tetrahydrofuran	1.3	Not Detected	4.0	Not Detected
Chloroform	1.3	13	6.6	62
1,1,1-Trichloroethane	1.3	Not Detected	7.3	Not Detected
Cyclohexane	1.3	Not Detected	4.6	Not Detected
Carbon Tetrachloride	1.3	Not Detected	8.5	Not Detected
2,2,4-Trimethylpentane	1.3	0.44 J	6.3	2.1 J
Benzene	1.3	0.80 J	4.3	2.6 J
1,2-Dichloroethane	1.3	Not Detected	5.4	Not Detected
Heptane	1.3	Not Detected	5.5	Not Detected
Trichloroethene	1.3	Not Detected	7.2	Not Detected
1,2-Dichloropropane	1.3	Not Detected	6.2	Not Detected
1,4-Dioxane	5.4	Not Detected	19	Not Detected
Bromodichloromethane	1.3	Not Detected	9.0	Not Detected
cis-1,3-Dichloropropene	1.3	Not Detected	6.1	Not Detected
4-Methyl-2-pentanone	1.3	Not Detected	5.5	Not Detected
Toluene	1.3	~~0.13 J~~	5.1	~~0.48 J~~
trans-1,3-Dichloropropene	1.3	Not Detected	6.1	Not Detected
1,1,2-Trichloroethane	1.3	Not Detected	7.3	Not Detected
Tetrachloroethene	1.3	~~0.16 J~~	9.1	~~1.1 J~~
2-Hexanone	5.4	Not Detected	22	Not Detected

eurofins | Air Toxics

Client Sample ID: VMP-22-38-012413

Lab ID#: 1301504A-07A

EPA METHOD TO-15 GC/MS FULL SCAN

File Name:	**p020413**	**Date of Collection:**	**1/24/13 1:01:00 PM**
Dil. Factor:	**2.69**	**Date of Analysis:**	**2/4/13 04:08 PM**

Compound	Rpt. Limit (ppbv)	Amount (ppbv)	Rpt. Limit (ug/m3)	Amount (ug/m3)
Dibromochloromethane	1.3	Not Detected	11	Not Detected
1,2-Dibromoethane (EDB)	1.3	Not Detected	10	Not Detected
Chlorobenzene	1.3	Not Detected	6.2	Not Detected
Ethyl Benzene	1.3	Not Detected	5.8	Not Detected
m,p-Xylene	1.3	Not Detected	5.8	Not Detected
o-Xylene	1.3	Not Detected	5.8	Not Detected
Styrene	1.3	Not Detected	5.7	Not Detected
Bromoform	1.3	Not Detected	14	Not Detected
Cumene	1.3	Not Detected	6.6	Not Detected
1,1,2,2-Tetrachloroethane	1.3	Not Detected	9.2	Not Detected
Propylbenzene	1.3	Not Detected	6.6	Not Detected
4-Ethyltoluene	1.3	~~0.095 J~~	6.6	~~0.47 J~~
1,3,5-Trimethylbenzene	1.3	Not Detected	6.6	Not Detected
1,2,4-Trimethylbenzene	1.3	Not Detected	6.6	Not Detected
1,3-Dichlorobenzene	1.3	Not Detected	8.1	Not Detected
1,4-Dichlorobenzene	1.3	Not Detected	8.1	Not Detected
alpha-Chlorotoluene	1.3	Not Detected	7.0	Not Detected
1,2-Dichlorobenzene	1.3	Not Detected	8.1	Not Detected
1,2,4-Trichlorobenzene	5.4	~~0.38 J~~	40	~~2.8 J~~
Hexachlorobutadiene	5.4	Not Detected	57	Not Detected
Butane	5.4	Not Detected	13	Not Detected
Isopentane	5.4	0.74 J	16	2.2 J

J = Estimated value.

Container Type: 1 Liter Summa Canister

Surrogates	%Recovery	Method Limits
Toluene-d8	98	70-130
1,2-Dichloroethane-d4	94	70-130
4-Bromofluorobenzene	97	70-130

eurofins | Air Toxics

Client Sample ID: VMP-23-5-012413

Lab ID#: 1301504A-08A

EPA METHOD TO-15 GC/MS FULL SCAN

File Name:	p020414	**Date of Collection:**	1/24/13 10:38:00 AM
Dil. Factor:	2.47	**Date of Analysis:**	2/4/13 04:38 PM

Compound	Rpt. Limit (ppbv)	Amount (ppbv)	Rpt. Limit (ug/m3)	Amount (ug/m3)
Freon 12	1.2	0.47 J	6.1	2.3 J
Freon 114	1.2	Not Detected	8.6	Not Detected
Chloromethane	12	Not Detected	26	Not Detected
Vinyl Chloride	1.2	Not Detected	3.2	Not Detected
1,3-Butadiene	1.2	Not Detected	2.7	Not Detected
Bromomethane	12	Not Detected	48	Not Detected
Chloroethane	4.9	Not Detected	13	Not Detected
Freon 11	1.2	0.24 J	6.9	1.4 J
Ethanol	4.9	0.83 J	9.3	1.6 J
Freon 113	1.2	Not Detected	9.5	Not Detected
1,1-Dichloroethene	1.2	Not Detected	4.9	Not Detected
Acetone	12	2.4 J	29	5.6 J
2-Propanol	4.9	1.6 J	12	4.0 J
Carbon Disulfide	4.9	~~0.76 J~~	15	~~2.4 J~~
3-Chloropropene	4.9	Not Detected	15	Not Detected
Methylene Chloride	12	~~0.17 J~~	43	~~0.60 J~~
Methyl tert-butyl ether	1.2	Not Detected	4.4	Not Detected
trans-1,2-Dichloroethene	1.2	Not Detected	4.9	Not Detected
Hexane	1.2	0.31 J	4.4	1.1 J
1,1-Dichloroethane	1.2	Not Detected	5.0	Not Detected
2-Butanone (Methyl Ethyl Ketone)	4.9	Not Detected	14	Not Detected
cis-1,2-Dichloroethene	1.2	Not Detected	4.9	Not Detected
Tetrahydrofuran	1.2	Not Detected	3.6	Not Detected
Chloroform	1.2	Not Detected	6.0	Not Detected
1,1,1-Trichloroethane	1.2	Not Detected	6.7	Not Detected
Cyclohexane	1.2	Not Detected	4.2	Not Detected
Carbon Tetrachloride	1.2	Not Detected	7.8	Not Detected
2,2,4-Trimethylpentane	1.2	2.4	5.8	11
Benzene	1.2	0.60 J	3.9	1.9 J
1,2-Dichloroethane	1.2	Not Detected	5.0	Not Detected
Heptane	1.2	Not Detected	5.1	Not Detected
Trichloroethene	1.2	Not Detected	6.6	Not Detected
1,2-Dichloropropane	1.2	Not Detected	5.7	Not Detected
1,4-Dioxane	4.9	Not Detected	18	Not Detected
Bromodichloromethane	1.2	Not Detected	8.3	Not Detected
cis-1,3-Dichloropropene	1.2	Not Detected	5.6	Not Detected
4-Methyl-2-pentanone	1.2	Not Detected	5.0	Not Detected
Toluene	1.2	~~0.17 J~~	4.6	~~0.63 J~~
trans-1,3-Dichloropropene	1.2	Not Detected	5.6	Not Detected
1,1,2-Trichloroethane	1.2	Not Detected	6.7	Not Detected
Tetrachloroethene	1.2	Not Detected	8.4	Not Detected
2-Hexanone	4.9	Not Detected	20	Not Detected

eurofins | Air Toxics

Client Sample ID: VMP-23-5-012413

Lab ID#: 1301504A-08A

EPA METHOD TO-15 GC/MS FULL SCAN

File Name:	**p020414**	**Date of Collection: 1/24/13 10:38:00 AM**	
Dil. Factor:	**2.47**	**Date of Analysis: 2/4/13 04:38 PM**	

Compound	Rpt. Limit (ppbv)	Amount (ppbv)	Rpt. Limit (ug/m3)	Amount (ug/m3)
Dibromochloromethane	1.2	Not Detected	10	Not Detected
1,2-Dibromoethane (EDB)	1.2	Not Detected	9.5	Not Detected
Chlorobenzene	1.2	Not Detected	5.7	Not Detected
Ethyl Benzene	1.2	Not Detected	5.4	Not Detected
m,p-Xylene	1.2	Not Detected	5.4	Not Detected
o-Xylene	1.2	Not Detected	5.4	Not Detected
Styrene	1.2	Not Detected	5.3	Not Detected
Bromoform	1.2	Not Detected	13	Not Detected
Cumene	1.2	Not Detected	6.1	Not Detected
1,1,2,2-Tetrachloroethane	1.2	Not Detected	8.5	Not Detected
Propylbenzene	1.2	Not Detected	6.1	Not Detected
4-Ethyltoluene	1.2	Not Detected	6.1	Not Detected
1,3,5-Trimethylbenzene	1.2	Not Detected	6.1	Not Detected
1,2,4-Trimethylbenzene	1.2	Not Detected	6.1	Not Detected
1,3-Dichlorobenzene	1.2	Not Detected	7.4	Not Detected
1,4-Dichlorobenzene	1.2	Not Detected	7.4	Not Detected
alpha-Chlorotoluene	1.2	Not Detected	6.4	Not Detected
1,2-Dichlorobenzene	1.2	Not Detected	7.4	Not Detected
1,2,4-Trichlorobenzene	4.9	~~0.36 J~~	37	~~2.7 J~~
Hexachlorobutadiene	4.9	Not Detected	53	Not Detected
Butane	4.9	4.8 J	12	11 J
Isopentane	4.9	5.0	14	15

J = Estimated value.

Container Type: 1 Liter Summa Canister

Surrogates	%Recovery	Method Limits
Toluene-d8	98	70-130
1,2-Dichloroethane-d4	95	70-130
4-Bromofluorobenzene	96	70-130

eurofins | Air Toxics

Client Sample ID: VMP-23-10-012413

Lab ID#: 1301504A-09A

EPA METHOD TO-15 GC/MS FULL SCAN

File Name:	**p020415**	**Date of Collection:**	**1/24/13 11:23:00 AM**
Dil. Factor:	**2.47**	**Date of Analysis:**	**2/4/13 05:19 PM**

Compound	Rpt. Limit (ppbv)	Amount (ppbv)	Rpt. Limit (ug/m3)	Amount (ug/m3)
Freon 12	1.2	0.51 J	6.1	2.5 J
Freon 114	1.2	Not Detected	8.6	Not Detected
Chloromethane	12	Not Detected	26	Not Detected
Vinyl Chloride	1.2	Not Detected	3.2	Not Detected
1,3-Butadiene	1.2	Not Detected	2.7	Not Detected
Bromomethane	12	Not Detected	48	Not Detected
Chloroethane	4.9	Not Detected	13	Not Detected
Freon 11	1.2	0.22 J	6.9	1.2 J
Ethanol	4.9	1.5 J	9.3	2.9 J
Freon 113	1.2	Not Detected	9.5	Not Detected
1,1-Dichloroethene	1.2	Not Detected	4.9	Not Detected
Acetone	12	3.0 J	29	7.2 J
2-Propanol	4.9	1.9 J	12	4.7 J
Carbon Disulfide	4.9	~~0.82 J~~	15	~~2.6 J~~
3-Chloropropene	4.9	Not Detected	15	Not Detected
Methylene Chloride	12	~~0.51 J~~	43	~~1.8 J~~
Methyl tert-butyl ether	1.2	Not Detected	4.4	Not Detected
trans-1,2-Dichloroethene	1.2	Not Detected	4.9	Not Detected
Hexane	1.2	0.29 J	4.4	1.0 J
1,1-Dichloroethane	1.2	Not Detected	5.0	Not Detected
2-Butanone (Methyl Ethyl Ketone)	4.9	Not Detected	14	Not Detected
cis-1,2-Dichloroethene	1.2	Not Detected	4.9	Not Detected
Tetrahydrofuran	1.2	Not Detected	3.6	Not Detected
Chloroform	1.2	0.33 J	6.0	1.6 J
1,1,1-Trichloroethane	1.2	Not Detected	6.7	Not Detected
Cyclohexane	1.2	Not Detected	4.2	Not Detected
Carbon Tetrachloride	1.2	Not Detected	7.8	Not Detected
2,2,4-Trimethylpentane	1.2	1.1 J	5.8	5.1 J
Benzene	1.2	Not Detected	3.9	Not Detected
1,2-Dichloroethane	1.2	Not Detected	5.0	Not Detected
Heptane	1.2	Not Detected	5.1	Not Detected
Trichloroethene	1.2	Not Detected	6.6	Not Detected
1,2-Dichloropropane	1.2	Not Detected	5.7	Not Detected
1,4-Dioxane	4.9	Not Detected	18	Not Detected
Bromodichloromethane	1.2	Not Detected	8.3	Not Detected
cis-1,3-Dichloropropene	1.2	Not Detected	5.6	Not Detected
4-Methyl-2-pentanone	1.2	Not Detected	5.0	Not Detected
Toluene	1.2	~~0.28 J~~	4.6	~~1.0 J~~
trans-1,3-Dichloropropene	1.2	Not Detected	5.6	Not Detected
1,1,2-Trichloroethane	1.2	Not Detected	6.7	Not Detected
Tetrachloroethene	1.2	Not Detected	8.4	Not Detected
2-Hexanone	4.9	Not Detected	20	Not Detected

eurofins | Air Toxics

Client Sample ID: VMP-23-10-012413

Lab ID#: 1301504A-09A

EPA METHOD TO-15 GC/MS FULL SCAN

File Name:	p020415	**Date of Collection:**	1/24/13 11:23:00 AM
Dil. Factor:	2.47	**Date of Analysis:**	2/4/13 05:19 PM

Compound	Rpt. Limit (ppbv)	Amount (ppbv)	Rpt. Limit (ug/m3)	Amount (ug/m3)
Dibromochloromethane	1.2	Not Detected	10	Not Detected
1,2-Dibromoethane (EDB)	1.2	Not Detected	9.5	Not Detected
Chlorobenzene	1.2	Not Detected	5.7	Not Detected
Ethyl Benzene	1.2	Not Detected	5.4	Not Detected
m,p-Xylene	1.2	Not Detected	5.4	Not Detected
o-Xylene	1.2	Not Detected	5.4	Not Detected
Styrene	1.2	Not Detected	5.3	Not Detected
Bromoform	1.2	Not Detected	13	Not Detected
Cumene	1.2	Not Detected	6.1	Not Detected
1,1,2,2-Tetrachloroethane	1.2	Not Detected	8.5	Not Detected
Propylbenzene	1.2	Not Detected	6.1	Not Detected
4-Ethyltoluene	1.2	Not Detected	6.1	Not Detected
1,3,5-Trimethylbenzene	1.2	Not Detected	6.1	Not Detected
1,2,4-Trimethylbenzene	1.2	Not Detected	6.1	Not Detected
1,3-Dichlorobenzene	1.2	Not Detected	7.4	Not Detected
1,4-Dichlorobenzene	1.2	Not Detected	7.4	Not Detected
alpha-Chlorotoluene	1.2	Not Detected	6.4	Not Detected
1,2-Dichlorobenzene	1.2	Not Detected	7.4	Not Detected
1,2,4-Trichlorobenzene	4.9	Not Detected	37	Not Detected
Hexachlorobutadiene	4.9	Not Detected	53	Not Detected
Butane	4.9	Not Detected	12	Not Detected
Isopentane	4.9	0.66 J	14	2.0 J

J = Estimated value.

Container Type: 1 Liter Summa Canister

Surrogates	%Recovery	Method Limits
Toluene-d8	97	70-130
1,2-Dichloroethane-d4	92	70-130
4-Bromofluorobenzene	94	70-130

eurofins | Air Toxics

Client Sample ID: VMP-23-25-012413

Lab ID#: 1301504A-10A

EPA METHOD TO-15 GC/MS FULL SCAN

File Name:	**p020416**	**Date of Collection:**	**1/24/13 12:15:00 PM**
Dil. Factor:	**2.52**	**Date of Analysis:**	**2/4/13 06:05 PM**

Compound	Rpt. Limit (ppbv)	Amount (ppbv)	Rpt. Limit (ug/m3)	Amount (ug/m3)
Freon 12	1.3	0.49 J	6.2	2.4 J
Freon 114	1.3	Not Detected	8.8	Not Detected
Chloromethane	13	Not Detected	26	Not Detected
Vinyl Chloride	1.3	Not Detected	3.2	Not Detected
1,3-Butadiene	1.3	Not Detected	2.8	Not Detected
Bromomethane	13	Not Detected	49	Not Detected
Chloroethane	5.0	Not Detected	13	Not Detected
Freon 11	1.3	0.34 J	7.1	1.9 J
Ethanol	5.0	1.8 J	9.5	3.3 J
Freon 113	1.3	Not Detected	9.6	Not Detected
1,1-Dichloroethene	1.3	Not Detected	5.0	Not Detected
Acetone	13	3.1 J	30	7.3 J
2-Propanol	5.0	0.76 J	12	1.9 J
Carbon Disulfide	5.0	~~0.68 J~~	16	~~2.1 J~~
3-Chloropropene	5.0	Not Detected	16	Not Detected
Methylene Chloride	13	~~0.16 J~~	44	~~0.54 J~~
Methyl tert-butyl ether	1.3	Not Detected	4.5	Not Detected
trans-1,2-Dichloroethene	1.3	Not Detected	5.0	Not Detected
Hexane	1.3	Not Detected	4.4	Not Detected
1,1-Dichloroethane	1.3	Not Detected	5.1	Not Detected
2-Butanone (Methyl Ethyl Ketone)	5.0	Not Detected	15	Not Detected
cis-1,2-Dichloroethene	1.3	Not Detected	5.0	Not Detected
Tetrahydrofuran	1.3	Not Detected	3.7	Not Detected
Chloroform	1.3	3.6	6.2	17
1,1,1-Trichloroethane	1.3	Not Detected	6.9	Not Detected
Cyclohexane	1.3	Not Detected	4.3	Not Detected
Carbon Tetrachloride	1.3	Not Detected	7.9	Not Detected
2,2,4-Trimethylpentane	1.3	0.30 J	5.9	1.4 J
Benzene	1.3	Not Detected	4.0	Not Detected
1,2-Dichloroethane	1.3	Not Detected	5.1	Not Detected
Heptane	1.3	Not Detected	5.2	Not Detected
Trichloroethene	1.3	Not Detected	6.8	Not Detected
1,2-Dichloropropane	1.3	Not Detected	5.8	Not Detected
1,4-Dioxane	5.0	Not Detected	18	Not Detected
Bromodichloromethane	1.3	Not Detected	8.4	Not Detected
cis-1,3-Dichloropropene	1.3	Not Detected	5.7	Not Detected
4-Methyl-2-pentanone	1.3	Not Detected	5.2	Not Detected
Toluene	1.3	~~0.11 J~~	4.7	~~0.42 J~~
trans-1,3-Dichloropropene	1.3	Not Detected	5.7	Not Detected
1,1,2-Trichloroethane	1.3	Not Detected	6.9	Not Detected
Tetrachloroethene	1.3	~~0.28 J~~	8.5	~~1.9 J~~
2-Hexanone	5.0	Not Detected	21	Not Detected

eurofins | Air Toxics

Client Sample ID: VMP-23-25-012413

Lab ID#: 1301504A-10A

EPA METHOD TO-15 GC/MS FULL SCAN

File Name:	**p020416**	**Date of Collection: 1/24/13 12:15:00 PM**	
Dil. Factor:	**2.52**	**Date of Analysis: 2/4/13 06:05 PM**	

Compound	Rpt. Limit (ppbv)	Amount (ppbv)	Rpt. Limit (ug/m3)	Amount (ug/m3)
Dibromochloromethane	1.3	Not Detected	11	Not Detected
1,2-Dibromoethane (EDB)	1.3	Not Detected	9.7	Not Detected
Chlorobenzene	1.3	Not Detected	5.8	Not Detected
Ethyl Benzene	1.3	Not Detected	5.5	Not Detected
m,p-Xylene	1.3	Not Detected	5.5	Not Detected
o-Xylene	1.3	Not Detected	5.5	Not Detected
Styrene	1.3	Not Detected	5.4	Not Detected
Bromoform	1.3	Not Detected	13	Not Detected
Cumene	1.3	Not Detected	6.2	Not Detected
1,1,2,2-Tetrachloroethane	1.3	Not Detected	8.6	Not Detected
Propylbenzene	1.3	Not Detected	6.2	Not Detected
4-Ethyltoluene	1.3	Not Detected	6.2	Not Detected
1,3,5-Trimethylbenzene	1.3	Not Detected	6.2	Not Detected
1,2,4-Trimethylbenzene	1.3	Not Detected	6.2	Not Detected
1,3-Dichlorobenzene	1.3	Not Detected	7.6	Not Detected
1,4-Dichlorobenzene	1.3	Not Detected	7.6	Not Detected
alpha-Chlorotoluene	1.3	Not Detected	6.5	Not Detected
1,2-Dichlorobenzene	1.3	Not Detected	7.6	Not Detected
1,2,4-Trichlorobenzene	5.0	Not Detected	37	Not Detected
Hexachlorobutadiene	5.0	Not Detected	54	Not Detected
Butane	5.0	2.5 J	12	5.9 J
Isopentane	5.0	2.6 J	15	7.6 J

J = Estimated value.

Container Type: 1 Liter Summa Canister

Surrogates	%Recovery	Method Limits
Toluene-d8	97	70-130
1,2-Dichloroethane-d4	94	70-130
4-Bromofluorobenzene	94	70-130

eurofins | Air Toxics

Client Sample ID: VMP-23-40-012413

Lab ID#: 1301504A-11A

EPA METHOD TO-15 GC/MS FULL SCAN

File Name:	p020417	**Date of Collection:**	1/24/13 1:15:00 PM
Dil. Factor:	2.58	**Date of Analysis:**	2/4/13 06:36 PM

Compound	Rpt. Limit (ppbv)	Amount (ppbv)	Rpt. Limit (ug/m3)	Amount (ug/m3)
Freon 12	1.3	0.52 J	6.4	2.6 J
Freon 114	1.3	Not Detected	9.0	Not Detected
Chloromethane	13	Not Detected	27	Not Detected
Vinyl Chloride	1.3	Not Detected	3.3	Not Detected
1,3-Butadiene	1.3	Not Detected	2.8	Not Detected
Bromomethane	13	Not Detected	50	Not Detected
Chloroethane	5.2	Not Detected	14	Not Detected
Freon 11	1.3	0.47 J	7.2	2.7 J
Ethanol	5.2	0.70 J	9.7	1.3 J
Freon 113	1.3	Not Detected	9.9	Not Detected
1,1-Dichloroethene	1.3	Not Detected	5.1	Not Detected
Acetone	13	5.3 J	31	12 J
2-Propanol	5.2	0.87 J	13	2.1 J
Carbon Disulfide	5.2	~~0.76 J~~	16	~~2.4 J~~
3-Chloropropene	5.2	Not Detected	16	Not Detected
Methylene Chloride	13	Not Detected	45	Not Detected
Methyl tert-butyl ether	1.3	Not Detected	4.6	Not Detected
trans-1,2-Dichloroethene	1.3	Not Detected	5.1	Not Detected
Hexane	1.3	0.34 J	4.5	1.2 J
1,1-Dichloroethane	1.3	Not Detected	5.2	Not Detected
2-Butanone (Methyl Ethyl Ketone)	5.2	0.82 J	15	2.4 J
cis-1,2-Dichloroethene	1.3	Not Detected	5.1	Not Detected
Tetrahydrofuran	1.3	Not Detected	3.8	Not Detected
Chloroform	1.3	1.4	6.3	6.9
1,1,1-Trichloroethane	1.3	Not Detected	7.0	Not Detected
Cyclohexane	1.3	Not Detected	4.4	Not Detected
Carbon Tetrachloride	1.3	Not Detected	8.1	Not Detected
2,2,4-Trimethylpentane	1.3	1.8	6.0	8.2
Benzene	1.3	Not Detected	4.1	Not Detected
1,2-Dichloroethane	1.3	Not Detected	5.2	Not Detected
Heptane	1.3	Not Detected	5.3	Not Detected
Trichloroethene	1.3	Not Detected	6.9	Not Detected
1,2-Dichloropropane	1.3	Not Detected	6.0	Not Detected
1,4-Dioxane	5.2	Not Detected	18	Not Detected
Bromodichloromethane	1.3	Not Detected	8.6	Not Detected
cis-1,3-Dichloropropene	1.3	Not Detected	5.8	Not Detected
4-Methyl-2-pentanone	1.3	Not Detected	5.3	Not Detected
Toluene	1.3	Not Detected	4.9	Not Detected
trans-1,3-Dichloropropene	1.3	Not Detected	5.8	Not Detected
1,1,2-Trichloroethane	1.3	Not Detected	7.0	Not Detected
Tetrachloroethene	1.3	Not Detected	8.8	Not Detected
2-Hexanone	5.2	Not Detected	21	Not Detected

eurofins | Air Toxics

Client Sample ID: VMP-23-40-012413

Lab ID#: 1301504A-11A

EPA METHOD TO-15 GC/MS FULL SCAN

File Name:	**p020417**	**Date of Collection:**	**1/24/13 1:15:00 PM**
Dil. Factor:	**2.58**	**Date of Analysis:**	**2/4/13 06:36 PM**

Compound	Rpt. Limit (ppbv)	Amount (ppbv)	Rpt. Limit (ug/m3)	Amount (ug/m3)
Dibromochloromethane	1.3	Not Detected	11	Not Detected
1,2-Dibromoethane (EDB)	1.3	Not Detected	9.9	Not Detected
Chlorobenzene	1.3	Not Detected	5.9	Not Detected
Ethyl Benzene	1.3	Not Detected	5.6	Not Detected
m,p-Xylene	1.3	Not Detected	5.6	Not Detected
o-Xylene	1.3	Not Detected	5.6	Not Detected
Styrene	1.3	Not Detected	5.5	Not Detected
Bromoform	1.3	Not Detected	13	Not Detected
Cumene	1.3	Not Detected	6.3	Not Detected
1,1,2,2-Tetrachloroethane	1.3	Not Detected	8.8	Not Detected
Propylbenzene	1.3	Not Detected	6.3	Not Detected
4-Ethyltoluene	1.3	Not Detected	6.3	Not Detected
1,3,5-Trimethylbenzene	1.3	Not Detected	6.3	Not Detected
1,2,4-Trimethylbenzene	1.3	Not Detected	6.3	Not Detected
1,3-Dichlorobenzene	1.3	Not Detected	7.8	Not Detected
1,4-Dichlorobenzene	1.3	Not Detected	7.8	Not Detected
alpha-Chlorotoluene	1.3	Not Detected	6.7	Not Detected
1,2-Dichlorobenzene	1.3	Not Detected	7.8	Not Detected
1,2,4-Trichlorobenzene	5.2	Not Detected	38	Not Detected
Hexachlorobutadiene	5.2	Not Detected	55	Not Detected
Butane	5.2	1.9 J	12	4.5 J
Isopentane	5.2	3.4 J	15	10 J

J = Estimated value.

Container Type: 1 Liter Summa Canister

Surrogates	%Recovery	Method Limits
Toluene-d8	98	70-130
1,2-Dichloroethane-d4	96	70-130
4-Bromofluorobenzene	94	70-130

eurofins | Air Toxics

Client Sample ID: VMP-24-5-012313

Lab ID#: 1301504A-12A

EPA METHOD TO-15 GC/MS FULL SCAN

File Name:	p020418	**Date of Collection:**	1/23/13 11:49:00 AM
Dil. Factor:	2.52	**Date of Analysis:**	2/4/13 07:13 PM

Compound	Rpt. Limit (ppbv)	Amount (ppbv)	Rpt. Limit (ug/m3)	Amount (ug/m3)
Freon 12	1.3	0.49 J	6.2	2.4 J
Freon 114	1.3	Not Detected	8.8	Not Detected
Chloromethane	13	Not Detected	26	Not Detected
Vinyl Chloride	1.3	Not Detected	3.2	Not Detected
1,3-Butadiene	1.3	Not Detected	2.8	Not Detected
Bromomethane	13	Not Detected	49	Not Detected
Chloroethane	5.0	Not Detected	13	Not Detected
Freon 11	1.3	0.25 J	7.1	1.4 J
Ethanol	5.0	2.6 J	9.5	4.8 J
Freon 113	1.3	Not Detected	9.6	Not Detected
1,1-Dichloroethene	1.3	Not Detected	5.0	Not Detected
Acetone	13	10 J	30	25 J
2-Propanol	5.0	15	12	36
Carbon Disulfide	5.0	~~0.69 J~~	16	~~2.2 J~~
3-Chloropropene	5.0	Not Detected	16	Not Detected
Methylene Chloride	13	Not Detected	44	Not Detected
Methyl tert-butyl ether	1.3	Not Detected	4.5	Not Detected
trans-1,2-Dichloroethene	1.3	Not Detected	5.0	Not Detected
Hexane	1.3	Not Detected	4.4	Not Detected
1,1-Dichloroethane	1.3	Not Detected	5.1	Not Detected
2-Butanone (Methyl Ethyl Ketone)	5.0	Not Detected	15	Not Detected
cis-1,2-Dichloroethene	1.3	Not Detected	5.0	Not Detected
Tetrahydrofuran	1.3	Not Detected	3.7	Not Detected
Chloroform	1.3	Not Detected	6.2	Not Detected
1,1,1-Trichloroethane	1.3	Not Detected	6.9	Not Detected
Cyclohexane	1.3	Not Detected	4.3	Not Detected
Carbon Tetrachloride	1.3	Not Detected	7.9	Not Detected
2,2,4-Trimethylpentane	1.3	4.0	5.9	19
Benzene	1.3	2.7	4.0	8.8
1,2-Dichloroethane	1.3	Not Detected	5.1	Not Detected
Heptane	1.3	Not Detected	5.2	Not Detected
Trichloroethene	1.3	Not Detected	6.8	Not Detected
1,2-Dichloropropane	1.3	Not Detected	5.8	Not Detected
1,4-Dioxane	5.0	Not Detected	18	Not Detected
Bromodichloromethane	1.3	Not Detected	8.4	Not Detected
cis-1,3-Dichloropropene	1.3	Not Detected	5.7	Not Detected
4-Methyl-2-pentanone	1.3	Not Detected	5.2	Not Detected
Toluene	1.3	~~0.14 J~~	4.7	~~0.53 J~~
trans-1,3-Dichloropropene	1.3	Not Detected	5.7	Not Detected
1,1,2-Trichloroethane	1.3	Not Detected	6.9	Not Detected
Tetrachloroethene	1.3	Not Detected	8.5	Not Detected
2-Hexanone	5.0	Not Detected	21	Not Detected

eurofins | Air Toxics

Client Sample ID: VMP-24-5-012313

Lab ID#: 1301504A-12A

EPA METHOD TO-15 GC/MS FULL SCAN

File Name:	**p020418**	**Date of Collection: 1/23/13 11:49:00 AM**	
Dil. Factor:	**2.52**	**Date of Analysis: 2/4/13 07:13 PM**	

Compound	Rpt. Limit (ppbv)	Amount (ppbv)	Rpt. Limit (ug/m3)	Amount (ug/m3)
Dibromochloromethane	1.3	Not Detected	11	Not Detected
1,2-Dibromoethane (EDB)	1.3	Not Detected	9.7	Not Detected
Chlorobenzene	1.3	Not Detected	5.8	Not Detected
Ethyl Benzene	1.3	Not Detected	5.5	Not Detected
m,p-Xylene	1.3	Not Detected	5.5	Not Detected
o-Xylene	1.3	Not Detected	5.5	Not Detected
Styrene	1.3	Not Detected	5.4	Not Detected
Bromoform	1.3	Not Detected	13	Not Detected
Cumene	1.3	Not Detected	6.2	Not Detected
1,1,2,2-Tetrachloroethane	1.3	Not Detected	8.6	Not Detected
Propylbenzene	1.3	Not Detected	6.2	Not Detected
4-Ethyltoluene	1.3	Not Detected	6.2	Not Detected
1,3,5-Trimethylbenzene	1.3	Not Detected	6.2	Not Detected
1,2,4-Trimethylbenzene	1.3	Not Detected	6.2	Not Detected
1,3-Dichlorobenzene	1.3	Not Detected	7.6	Not Detected
1,4-Dichlorobenzene	1.3	Not Detected	7.6	Not Detected
alpha-Chlorotoluene	1.3	Not Detected	6.5	Not Detected
1,2-Dichlorobenzene	1.3	Not Detected	7.6	Not Detected
1,2,4-Trichlorobenzene	5.0	Not Detected	37	Not Detected
Hexachlorobutadiene	5.0	Not Detected	54	Not Detected
Butane	5.0	Not Detected	12	Not Detected
Isopentane	5.0	Not Detected	15	Not Detected

J = Estimated value.

Container Type: 1 Liter Summa Canister

Surrogates	%Recovery	Method Limits
Toluene-d8	102	70-130
1,2-Dichloroethane-d4	95	70-130
4-Bromofluorobenzene	98	70-130

eurofins | Air Toxics

Client Sample ID: VMP-24-10-012313

Lab ID#: 1301504A-13A

EPA METHOD TO-15 GC/MS FULL SCAN

File Name:	**p020419**	**Date of Collection:**	**1/23/13 1:23:00 PM**
Dil. Factor:	**2.76**	**Date of Analysis:**	**2/4/13 08:11 PM**

Compound	Rpt. Limit (ppbv)	Amount (ppbv)	Rpt. Limit (ug/m3)	Amount (ug/m3)
Freon 12	1.4	0.51 J	6.8	2.5 J
Freon 114	1.4	Not Detected	9.6	Not Detected
Chloromethane	14	Not Detected	28	Not Detected
Vinyl Chloride	1.4	Not Detected	3.5	Not Detected
1,3-Butadiene	1.4	Not Detected	3.0	Not Detected
Bromomethane	14	Not Detected	54	Not Detected
Chloroethane	5.5	Not Detected	14	Not Detected
Freon 11	1.4	0.31 J	7.8	1.8 J
Ethanol	5.5	4.0 J	10	7.6 J
Freon 113	1.4	Not Detected	10	Not Detected
1,1-Dichloroethene	1.4	Not Detected	5.5	Not Detected
Acetone	14	~~1.8 J~~	33	~~4.4 J~~
2-Propanol	5.5	6.7	14	16
Carbon Disulfide	5.5	~~0.65 J~~	17	~~2.0 J~~
3-Chloropropene	5.5	Not Detected	17	Not Detected
Methylene Chloride	14	0.48 J	48	1.6 J
Methyl tert-butyl ether	1.4	Not Detected	5.0	Not Detected
trans-1,2-Dichloroethene	1.4	Not Detected	5.5	Not Detected
Hexane	1.4	Not Detected	4.9	Not Detected
1,1-Dichloroethane	1.4	Not Detected	5.6	Not Detected
2-Butanone (Methyl Ethyl Ketone)	5.5	Not Detected	16	Not Detected
cis-1,2-Dichloroethene	1.4	Not Detected	5.5	Not Detected
Tetrahydrofuran	1.4	Not Detected	4.1	Not Detected
Chloroform	1.4	Not Detected	6.7	Not Detected
1,1,1-Trichloroethane	1.4	Not Detected	7.5	Not Detected
Cyclohexane	1.4	Not Detected	4.8	Not Detected
Carbon Tetrachloride	1.4	Not Detected	8.7	Not Detected
2,2,4-Trimethylpentane	1.4	2.2	6.4	10
Benzene	1.4	2.2	4.4	7.2
1,2-Dichloroethane	1.4	Not Detected	5.6	Not Detected
Heptane	1.4	Not Detected	5.6	Not Detected
Trichloroethene	1.4	Not Detected	7.4	Not Detected
1,2-Dichloropropane	1.4	Not Detected	6.4	Not Detected
1,4-Dioxane	5.5	Not Detected	20	Not Detected
Bromodichloromethane	1.4	Not Detected	9.2	Not Detected
cis-1,3-Dichloropropene	1.4	Not Detected	6.3	Not Detected
4-Methyl-2-pentanone	1.4	Not Detected	5.6	Not Detected
Toluene	1.4	0.34 J	5.2	1.3 J
trans-1,3-Dichloropropene	1.4	Not Detected	6.3	Not Detected
1,1,2-Trichloroethane	1.4	Not Detected	7.5	Not Detected
Tetrachloroethene	1.4	~~0.18 J~~	9.4	~~1.2 J~~
2-Hexanone	5.5	Not Detected	23	Not Detected

eurofins | Air Toxics

Client Sample ID: VMP-24-10-012313

Lab ID#: 1301504A-13A

EPA METHOD TO-15 GC/MS FULL SCAN

File Name:	**p020419**	**Date of Collection: 1/23/13 1:23:00 PM**	
Dil. Factor:	**2.76**	**Date of Analysis: 2/4/13 08:11 PM**	

Compound	Rpt. Limit (ppbv)	Amount (ppbv)	Rpt. Limit (ug/m3)	Amount (ug/m3)
Dibromochloromethane	1.4	Not Detected	12	Not Detected
1,2-Dibromoethane (EDB)	1.4	Not Detected	11	Not Detected
Chlorobenzene	1.4	Not Detected	6.4	Not Detected
Ethyl Benzene	1.4	Not Detected	6.0	Not Detected
m,p-Xylene	1.4	Not Detected	6.0	Not Detected
o-Xylene	1.4	Not Detected	6.0	Not Detected
Styrene	1.4	Not Detected	5.9	Not Detected
Bromoform	1.4	Not Detected	14	Not Detected
Cumene	1.4	Not Detected	6.8	Not Detected
1,1,2,2-Tetrachloroethane	1.4	Not Detected	9.5	Not Detected
Propylbenzene	1.4	Not Detected	6.8	Not Detected
4-Ethyltoluene	1.4	Not Detected	6.8	Not Detected
1,3,5-Trimethylbenzene	1.4	Not Detected	6.8	Not Detected
1,2,4-Trimethylbenzene	1.4	Not Detected	6.8	Not Detected
1,3-Dichlorobenzene	1.4	Not Detected	8.3	Not Detected
1,4-Dichlorobenzene	1.4	Not Detected	8.3	Not Detected
alpha-Chlorotoluene	1.4	Not Detected	7.1	Not Detected
1,2-Dichlorobenzene	1.4	Not Detected	8.3	Not Detected
1,2,4-Trichlorobenzene	5.5	Not Detected	41	Not Detected
Hexachlorobutadiene	5.5	Not Detected	59	Not Detected
Butane	5.5	Not Detected	13	Not Detected
Isopentane	5.5	1.2 J	16	3.4 J

J = Estimated value.

Container Type: 1 Liter Summa Canister

Surrogates	%Recovery	Method Limits
Toluene-d8	99	70-130
1,2-Dichloroethane-d4	97	70-130
4-Bromofluorobenzene	97	70-130

eurofins | Air Toxics

Client Sample ID: VMP-24-22-012313

Lab ID#: 1301504A-14A

EPA METHOD TO-15 GC/MS FULL SCAN

File Name:	p020420	**Date of Collection:**	1/23/13 2:04:00 PM
Dil. Factor:	2.82	**Date of Analysis:**	2/4/13 08:46 PM

Compound	Rpt. Limit (ppbv)	Amount (ppbv)	Rpt. Limit (ug/m3)	Amount (ug/m3)
Freon 12	1.4	0.59 J	7.0	2.9 J
Freon 114	1.4	Not Detected	9.8	Not Detected
Chloromethane	14	Not Detected	29	Not Detected
Vinyl Chloride	1.4	Not Detected	3.6	Not Detected
1,3-Butadiene	1.4	Not Detected	3.1	Not Detected
Bromomethane	14	Not Detected	55	Not Detected
Chloroethane	5.6	Not Detected	15	Not Detected
Freon 11	1.4	0.30 J	7.9	1.7 J
Ethanol	5.6	2.0 J	11	3.9 J
Freon 113	1.4	Not Detected	11	Not Detected
1,1-Dichloroethene	1.4	Not Detected	5.6	Not Detected
Acetone	14	2.9 J	33	6.9 J
2-Propanol	5.6	4.0 J	14	9.8 J
Carbon Disulfide	5.6	~~0.65 J~~	18	~~2.0 J~~
3-Chloropropene	5.6	Not Detected	18	Not Detected
Methylene Chloride	14	~~0.27 J~~	49	~~0.94 J~~
Methyl tert-butyl ether	1.4	Not Detected	5.1	Not Detected
trans-1,2-Dichloroethene	1.4	Not Detected	5.6	Not Detected
Hexane	1.4	Not Detected	5.0	Not Detected
1,1-Dichloroethane	1.4	Not Detected	5.7	Not Detected
2-Butanone (Methyl Ethyl Ketone)	5.6	Not Detected	17	Not Detected
cis-1,2-Dichloroethene	1.4	Not Detected	5.6	Not Detected
Tetrahydrofuran	1.4	Not Detected	4.2	Not Detected
Chloroform	1.4	Not Detected	6.9	Not Detected
1,1,1-Trichloroethane	1.4	Not Detected	7.7	Not Detected
Cyclohexane	1.4	Not Detected	4.8	Not Detected
Carbon Tetrachloride	1.4	Not Detected	8.9	Not Detected
2,2,4-Trimethylpentane	1.4	2.3	6.6	10
Benzene	1.4	Not Detected	4.5	Not Detected
1,2-Dichloroethane	1.4	Not Detected	5.7	Not Detected
Heptane	1.4	Not Detected	5.8	Not Detected
Trichloroethene	1.4	Not Detected	7.6	Not Detected
1,2-Dichloropropane	1.4	Not Detected	6.5	Not Detected
1,4-Dioxane	5.6	Not Detected	20	Not Detected
Bromodichloromethane	1.4	Not Detected	9.4	Not Detected
cis-1,3-Dichloropropene	1.4	Not Detected	6.4	Not Detected
4-Methyl-2-pentanone	1.4	Not Detected	5.8	Not Detected
Toluene	1.4	~~0.14 J~~	5.3	~~0.51 J~~
trans-1,3-Dichloropropene	1.4	Not Detected	6.4	Not Detected
1,1,2-Trichloroethane	1.4	Not Detected	7.7	Not Detected
Tetrachloroethene	1.4	~~0.21 J~~	9.6	~~1.4 J~~
2-Hexanone	5.6	Not Detected	23	Not Detected

eurofins | Air Toxics

Client Sample ID: VMP-24-22-012313

Lab ID#: 1301504A-14A

EPA METHOD TO-15 GC/MS FULL SCAN

File Name:	**p020420**	**Date of Collection: 1/23/13 2:04:00 PM**	
Dil. Factor:	**2.82**	**Date of Analysis: 2/4/13 08:46 PM**	

Compound	Rpt. Limit (ppbv)	Amount (ppbv)	Rpt. Limit (ug/m3)	Amount (ug/m3)
Dibromochloromethane	1.4	Not Detected	12	Not Detected
1,2-Dibromoethane (EDB)	1.4	Not Detected	11	Not Detected
Chlorobenzene	1.4	Not Detected	6.5	Not Detected
Ethyl Benzene	1.4	Not Detected	6.1	Not Detected
m,p-Xylene	1.4	Not Detected	6.1	Not Detected
o-Xylene	1.4	Not Detected	6.1	Not Detected
Styrene	1.4	Not Detected	6.0	Not Detected
Bromoform	1.4	Not Detected	14	Not Detected
Cumene	1.4	Not Detected	6.9	Not Detected
1,1,2,2-Tetrachloroethane	1.4	Not Detected	9.7	Not Detected
Propylbenzene	1.4	Not Detected	6.9	Not Detected
4-Ethyltoluene	1.4	Not Detected	6.9	Not Detected
1,3,5-Trimethylbenzene	1.4	Not Detected	6.9	Not Detected
1,2,4-Trimethylbenzene	1.4	Not Detected	6.9	Not Detected
1,3-Dichlorobenzene	1.4	Not Detected	8.5	Not Detected
1,4-Dichlorobenzene	1.4	Not Detected	8.5	Not Detected
alpha-Chlorotoluene	1.4	Not Detected	7.3	Not Detected
1,2-Dichlorobenzene	1.4	Not Detected	8.5	Not Detected
1,2,4-Trichlorobenzene	5.6	Not Detected	42	Not Detected
Hexachlorobutadiene	5.6	Not Detected	60	Not Detected
Butane	5.6	9.4	13	22
Isopentane	5.6	3.7 J	17	11 J

J = Estimated value.

Container Type: 1 Liter Summa Canister

Surrogates	%Recovery	Method Limits
Toluene-d8	97	70-130
1,2-Dichloroethane-d4	95	70-130
4-Bromofluorobenzene	96	70-130

eurofins | Air Toxics

Client Sample ID: VMP-24-34-012313

Lab ID#: 1301504A-15A

EPA METHOD TO-15 GC/MS FULL SCAN

File Name:	p020421	**Date of Collection:**	1/23/13 3:02:00 PM
Dil. Factor:	2.89	**Date of Analysis:**	2/4/13 09:05 PM

Compound	Rpt. Limit (ppbv)	Amount (ppbv)	Rpt. Limit (ug/m3)	Amount (ug/m3)
Freon 12	1.4	0.55 J	7.1	2.7 J
Freon 114	1.4	Not Detected	10	Not Detected
Chloromethane	14	Not Detected	30	Not Detected
Vinyl Chloride	1.4	Not Detected	3.7	Not Detected
1,3-Butadiene	1.4	Not Detected	3.2	Not Detected
Bromomethane	14	Not Detected	56	Not Detected
Chloroethane	5.8	Not Detected	15	Not Detected
Freon 11	1.4	0.33 J	8.1	1.8 J
Ethanol	5.8	1.2 J	11	2.2 J
Freon 113	1.4	Not Detected	11	Not Detected
1,1-Dichloroethene	1.4	Not Detected	5.7	Not Detected
Acetone	14	3.8 J	34	9.0 J
2-Propanol	5.8	1.3 J	14	3.2 J
Carbon Disulfide	5.8	~~0.58 J~~	18	~~1.8 J~~
3-Chloropropene	5.8	Not Detected	18	Not Detected
Methylene Chloride	14	~~0.30 J~~	50	~~1.0 J~~
Methyl tert-butyl ether	1.4	Not Detected	5.2	Not Detected
trans-1,2-Dichloroethene	1.4	Not Detected	5.7	Not Detected
Hexane	1.4	Not Detected	5.1	Not Detected
1,1-Dichloroethane	1.4	Not Detected	5.8	Not Detected
2-Butanone (Methyl Ethyl Ketone)	5.8	Not Detected	17	Not Detected
cis-1,2-Dichloroethene	1.4	Not Detected	5.7	Not Detected
Tetrahydrofuran	1.4	Not Detected	4.3	Not Detected
Chloroform	1.4	Not Detected	7.0	Not Detected
1,1,1-Trichloroethane	1.4	Not Detected	7.9	Not Detected
Cyclohexane	1.4	Not Detected	5.0	Not Detected
Carbon Tetrachloride	1.4	Not Detected	9.1	Not Detected
2,2,4-Trimethylpentane	1.4	1.7	6.8	8.1
Benzene	1.4	2.1	4.6	6.8
1,2-Dichloroethane	1.4	Not Detected	5.8	Not Detected
Heptane	1.4	Not Detected	5.9	Not Detected
Trichloroethene	1.4	Not Detected	7.8	Not Detected
1,2-Dichloropropane	1.4	Not Detected	6.7	Not Detected
1,4-Dioxane	5.8	Not Detected	21	Not Detected
Bromodichloromethane	1.4	Not Detected	9.7	Not Detected
cis-1,3-Dichloropropene	1.4	Not Detected	6.6	Not Detected
4-Methyl-2-pentanone	1.4	Not Detected	5.9	Not Detected
Toluene	1.4	~~0.12 J~~	5.4	~~0.45 J~~
trans-1,3-Dichloropropene	1.4	Not Detected	6.6	Not Detected
1,1,2-Trichloroethane	1.4	Not Detected	7.9	Not Detected
Tetrachloroethene	1.4	~~0.17 J~~	9.8	~~1.2 J~~
2-Hexanone	5.8	Not Detected	24	Not Detected

eurofins | Air Toxics

Client Sample ID: VMP-24-34-012313

Lab ID#: 1301504A-15A

EPA METHOD TO-15 GC/MS FULL SCAN

File Name:	**p020421**	**Date of Collection: 1/23/13 3:02:00 PM**	
Dil. Factor:	**2.89**	**Date of Analysis: 2/4/13 09:05 PM**	

Compound	Rpt. Limit (ppbv)	Amount (ppbv)	Rpt. Limit (ug/m3)	Amount (ug/m3)
Dibromochloromethane	1.4	Not Detected	12	Not Detected
1,2-Dibromoethane (EDB)	1.4	Not Detected	11	Not Detected
Chlorobenzene	1.4	Not Detected	6.6	Not Detected
Ethyl Benzene	1.4	Not Detected	6.3	Not Detected
m,p-Xylene	1.4	Not Detected	6.3	Not Detected
o-Xylene	1.4	Not Detected	6.3	Not Detected
Styrene	1.4	Not Detected	6.2	Not Detected
Bromoform	1.4	Not Detected	15	Not Detected
Cumene	1.4	Not Detected	7.1	Not Detected
1,1,2,2-Tetrachloroethane	1.4	Not Detected	9.9	Not Detected
Propylbenzene	1.4	Not Detected	7.1	Not Detected
4-Ethyltoluene	1.4	Not Detected	7.1	Not Detected
1,3,5-Trimethylbenzene	1.4	Not Detected	7.1	Not Detected
1,2,4-Trimethylbenzene	1.4	Not Detected	7.1	Not Detected
1,3-Dichlorobenzene	1.4	Not Detected	8.7	Not Detected
1,4-Dichlorobenzene	1.4	Not Detected	8.7	Not Detected
alpha-Chlorotoluene	1.4	Not Detected	7.5	Not Detected
1,2-Dichlorobenzene	1.4	Not Detected	8.7	Not Detected
1,2,4-Trichlorobenzene	5.8	Not Detected	43	Not Detected
Hexachlorobutadiene	5.8	Not Detected	62	Not Detected
Butane	5.8	Not Detected	14	Not Detected
Isopentane	5.8	Not Detected	17	Not Detected

J = Estimated value.

Container Type: 1 Liter Summa Canister

Surrogates	%Recovery	Method Limits
Toluene-d8	97	70-130
1,2-Dichloroethane-d4	95	70-130
4-Bromofluorobenzene	96	70-130

eurofins | Air Toxics

Client Sample ID: VMP-43-20-012413

Lab ID#: 1301504A-16A

EPA METHOD TO-15 GC/MS FULL SCAN

File Name:	**p020422**	**Date of Collection:**	**1/24/13 3:23:00 PM**
Dil. Factor:	**2.64**	**Date of Analysis:**	**2/4/13 09:31 PM**

Compound	Rpt. Limit (ppbv)	Amount (ppbv)	Rpt. Limit (ug/m3)	Amount (ug/m3)
Freon 12	1.3	0.62 J	6.5	3.1 J
Freon 114	1.3	Not Detected	9.2	Not Detected
Chloromethane	13	Not Detected	27	Not Detected
Vinyl Chloride	1.3	Not Detected	3.4	Not Detected
1,3-Butadiene	1.3	Not Detected	2.9	Not Detected
Bromomethane	13	Not Detected	51	Not Detected
Chloroethane	5.3	Not Detected	14	Not Detected
Freon 11	1.3	0.29 J	7.4	1.6 J
Ethanol	5.3	2.0 J	9.9	3.7 J
Freon 113	1.3	Not Detected	10	Not Detected
1,1-Dichloroethene	1.3	Not Detected	5.2	Not Detected
Acetone	13	4.4 J	31	10 J
2-Propanol	5.3	1.4 J	13	3.5 J
Carbon Disulfide	5.3	~~2.0 J~~	16	~~6.2 J~~
3-Chloropropene	5.3	Not Detected	16	Not Detected
Methylene Chloride	13	Not Detected	46	Not Detected
Methyl tert-butyl ether	1.3	Not Detected	4.8	Not Detected
trans-1,2-Dichloroethene	1.3	Not Detected	5.2	Not Detected
Hexane	1.3	Not Detected	4.6	Not Detected
1,1-Dichloroethane	1.3	Not Detected	5.3	Not Detected
2-Butanone (Methyl Ethyl Ketone)	5.3	Not Detected	16	Not Detected
cis-1,2-Dichloroethene	1.3	Not Detected	5.2	Not Detected
Tetrahydrofuran	1.3	Not Detected	3.9	Not Detected
Chloroform	1.3	0.46 J	6.4	2.2 J
1,1,1-Trichloroethane	1.3	Not Detected	7.2	Not Detected
Cyclohexane	1.3	Not Detected	4.5	Not Detected
Carbon Tetrachloride	1.3	Not Detected	8.3	Not Detected
2,2,4-Trimethylpentane	1.3	5.3	6.2	25
Benzene	1.3	0.67 J	4.2	2.1 J
1,2-Dichloroethane	1.3	Not Detected	5.3	Not Detected
Heptane	1.3	Not Detected	5.4	Not Detected
Trichloroethene	1.3	Not Detected	7.1	Not Detected
1,2-Dichloropropane	1.3	Not Detected	6.1	Not Detected
1,4-Dioxane	5.3	Not Detected	19	Not Detected
Bromodichloromethane	1.3	Not Detected	8.8	Not Detected
cis-1,3-Dichloropropene	1.3	Not Detected	6.0	Not Detected
4-Methyl-2-pentanone	1.3	0.45 J	5.4	1.8 J
Toluene	1.3	~~0.20 J~~	5.0	~~0.75 J~~
trans-1,3-Dichloropropene	1.3	Not Detected	6.0	Not Detected
1,1,2-Trichloroethane	1.3	Not Detected	7.2	Not Detected
Tetrachloroethene	1.3	0.56 J	9.0	3.8 J
2-Hexanone	5.3	Not Detected	22	Not Detected

eurofins | Air Toxics

Client Sample ID: VMP-43-20-012413

Lab ID#: 1301504A-16A

EPA METHOD TO-15 GC/MS FULL SCAN

File Name:	p020422	**Date of Collection:**	1/24/13 3:23:00 PM
Dil. Factor:	2.64	**Date of Analysis:**	2/4/13 09:31 PM

Compound	Rpt. Limit (ppbv)	Amount (ppbv)	Rpt. Limit (ug/m3)	Amount (ug/m3)
Dibromochloromethane	1.3	Not Detected	11	Not Detected
1,2-Dibromoethane (EDB)	1.3	Not Detected	10	Not Detected
Chlorobenzene	1.3	Not Detected	6.1	Not Detected
Ethyl Benzene	1.3	Not Detected	5.7	Not Detected
m,p-Xylene	1.3	Not Detected	5.7	Not Detected
o-Xylene	1.3	Not Detected	5.7	Not Detected
Styrene	1.3	Not Detected	5.6	Not Detected
Bromoform	1.3	Not Detected	14	Not Detected
Cumene	1.3	Not Detected	6.5	Not Detected
1,1,2,2-Tetrachloroethane	1.3	Not Detected	9.1	Not Detected
Propylbenzene	1.3	Not Detected	6.5	Not Detected
4-Ethyltoluene	1.3	Not Detected	6.5	Not Detected
1,3,5-Trimethylbenzene	1.3	Not Detected	6.5	Not Detected
1,2,4-Trimethylbenzene	1.3	Not Detected	6.5	Not Detected
1,3-Dichlorobenzene	1.3	Not Detected	7.9	Not Detected
1,4-Dichlorobenzene	1.3	Not Detected	7.9	Not Detected
alpha-Chlorotoluene	1.3	Not Detected	6.8	Not Detected
1,2-Dichlorobenzene	1.3	Not Detected	7.9	Not Detected
1,2,4-Trichlorobenzene	5.3	Not Detected	39	Not Detected
Hexachlorobutadiene	5.3	Not Detected	56	Not Detected
Butane	5.3	6.9	12	16
Isopentane	5.3	1.4 J	16	4.0 J

J = Estimated value.

Container Type: 1 Liter Summa Canister

Surrogates	%Recovery	Method Limits
Toluene-d8	105	70-130
1,2-Dichloroethane-d4	99	70-130
4-Bromofluorobenzene	102	70-130

eurofins | Air Toxics

Client Sample ID: VMP-43-30-012413

Lab ID#: 1301504A-17A

EPA METHOD TO-15 GC/MS FULL SCAN

File Name:	p020423	**Date of Collection:**	1/24/13 4:13:00 PM
Dil. Factor:	2.69	**Date of Analysis:**	2/4/13 09:51 PM

Compound	Rpt. Limit (ppbv)	Amount (ppbv)	Rpt. Limit (ug/m3)	Amount (ug/m3)
Freon 12	1.3	0.54 J	6.6	2.6 J
Freon 114	1.3	Not Detected	9.4	Not Detected
Chloromethane	13	Not Detected	28	Not Detected
Vinyl Chloride	1.3	Not Detected	3.4	Not Detected
1,3-Butadiene	1.3	Not Detected	3.0	Not Detected
Bromomethane	13	Not Detected	52	Not Detected
Chloroethane	5.4	Not Detected	14	Not Detected
Freon 11	1.3	0.22 J	7.6	1.2 J
Ethanol	5.4	3.5 J	10	6.6 J
Freon 113	1.3	Not Detected	10	Not Detected
1,1-Dichloroethene	1.3	Not Detected	5.3	Not Detected
Acetone	13	2.3 J	32	5.5 J
2-Propanol	5.4	6.5	13	16
Carbon Disulfide	5.4	~~0.72 J~~	17	~~2.2 J~~
3-Chloropropene	5.4	Not Detected	17	Not Detected
Methylene Chloride	13	~~0.17 J~~	47	~~0.59 J~~
Methyl tert-butyl ether	1.3	Not Detected	4.8	Not Detected
trans-1,2-Dichloroethene	1.3	Not Detected	5.3	Not Detected
Hexane	1.3	Not Detected	4.7	Not Detected
1,1-Dichloroethane	1.3	Not Detected	5.4	Not Detected
2-Butanone (Methyl Ethyl Ketone)	5.4	Not Detected	16	Not Detected
cis-1,2-Dichloroethene	1.3	Not Detected	5.3	Not Detected
Tetrahydrofuran	1.3	Not Detected	4.0	Not Detected
Chloroform	1.3	Not Detected	6.6	Not Detected
1,1,1-Trichloroethane	1.3	Not Detected	7.3	Not Detected
Cyclohexane	1.3	Not Detected	4.6	Not Detected
Carbon Tetrachloride	1.3	Not Detected	8.5	Not Detected
2,2,4-Trimethylpentane	1.3	0.39 J	6.3	1.8 J
Benzene	1.3	3.8	4.3	12
1,2-Dichloroethane	1.3	Not Detected	5.4	Not Detected
Heptane	1.3	Not Detected	5.5	Not Detected
Trichloroethene	1.3	Not Detected	7.2	Not Detected
1,2-Dichloropropane	1.3	Not Detected	6.2	Not Detected
1,4-Dioxane	5.4	Not Detected	19	Not Detected
Bromodichloromethane	1.3	Not Detected	9.0	Not Detected
cis-1,3-Dichloropropene	1.3	Not Detected	6.1	Not Detected
4-Methyl-2-pentanone	1.3	Not Detected	5.5	Not Detected
Toluene	1.3	~~0.30 J~~	5.1	~~1.1 J~~
trans-1,3-Dichloropropene	1.3	Not Detected	6.1	Not Detected
1,1,2-Trichloroethane	1.3	Not Detected	7.3	Not Detected
Tetrachloroethene	1.3	~~0.16 J~~	9.1	~~1.1 J~~
2-Hexanone	5.4	Not Detected	22	Not Detected

eurofins | Air Toxics

Client Sample ID: VMP-43-30-012413

Lab ID#: 1301504A-17A

EPA METHOD TO-15 GC/MS FULL SCAN

File Name:	p020423	**Date of Collection:**	1/24/13 4:13:00 PM
Dil. Factor:	2.69	**Date of Analysis:**	2/4/13 09:51 PM

Compound	Rpt. Limit (ppbv)	Amount (ppbv)	Rpt. Limit (ug/m3)	Amount (ug/m3)
Dibromochloromethane	1.3	Not Detected	11	Not Detected
1,2-Dibromoethane (EDB)	1.3	Not Detected	10	Not Detected
Chlorobenzene	1.3	Not Detected	6.2	Not Detected
Ethyl Benzene	1.3	Not Detected	5.8	Not Detected
m,p-Xylene	1.3	Not Detected	5.8	Not Detected
o-Xylene	1.3	Not Detected	5.8	Not Detected
Styrene	1.3	Not Detected	5.7	Not Detected
Bromoform	1.3	Not Detected	14	Not Detected
Cumene	1.3	Not Detected	6.6	Not Detected
1,1,2,2-Tetrachloroethane	1.3	Not Detected	9.2	Not Detected
Propylbenzene	1.3	Not Detected	6.6	Not Detected
4-Ethyltoluene	1.3	Not Detected	6.6	Not Detected
1,3,5-Trimethylbenzene	1.3	Not Detected	6.6	Not Detected
1,2,4-Trimethylbenzene	1.3	Not Detected	6.6	Not Detected
1,3-Dichlorobenzene	1.3	Not Detected	8.1	Not Detected
1,4-Dichlorobenzene	1.3	Not Detected	8.1	Not Detected
alpha-Chlorotoluene	1.3	Not Detected	7.0	Not Detected
1,2-Dichlorobenzene	1.3	Not Detected	8.1	Not Detected
1,2,4-Trichlorobenzene	5.4	Not Detected	40	Not Detected
Hexachlorobutadiene	5.4	Not Detected	57	Not Detected
Butane	5.4	1.7 J	13	4.0 J
Isopentane	5.4	1.6 J	16	4.8 J

J = Estimated value.

Container Type: 1 Liter Summa Canister

Surrogates	%Recovery	Method Limits
Toluene-d8	97	70-130
1,2-Dichloroethane-d4	96	70-130
4-Bromofluorobenzene	100	70-130

eurofins | Air Toxics

Client Sample ID: Lab Blank

Lab ID#: 1301504A-18A

EPA METHOD TO-15 GC/MS FULL SCAN

File Name:	**p020406a**	**Date of Collection: NA**	
Dil. Factor:	**1.00**	**Date of Analysis: 2/4/13 11:43 AM**	

Compound	Rpt. Limit (ppbv)	Amount (ppbv)	Rpt. Limit (ug/m3)	Amount (ug/m3)
Freon 12	0.50	Not Detected	2.5	Not Detected
Freon 114	0.50	Not Detected	3.5	Not Detected
Chloromethane	5.0	Not Detected	10	Not Detected
Vinyl Chloride	0.50	Not Detected	1.3	Not Detected
1,3-Butadiene	0.50	Not Detected	1.1	Not Detected
Bromomethane	5.0	0.26 J	19	0.99 J
Chloroethane	2.0	Not Detected	5.3	Not Detected
Freon 11	0.50	Not Detected	2.8	Not Detected
Ethanol	2.0	Not Detected	3.8	Not Detected
Freon 113	0.50	Not Detected	3.8	Not Detected
1,1-Dichloroethene	0.50	Not Detected	2.0	Not Detected
Acetone	5.0	0.45 J	12	1.1 J
2-Propanol	2.0	Not Detected	4.9	Not Detected
Carbon Disulfide	2.0	0.50 J	6.2	1.6 J
3-Chloropropene	2.0	Not Detected	6.3	Not Detected
Methylene Chloride	5.0	0.18 J	17	0.64 J
Methyl tert-butyl ether	0.50	Not Detected	1.8	Not Detected
trans-1,2-Dichloroethene	0.50	0.12 J	2.0	0.48 J
Hexane	0.50	Not Detected	1.8	Not Detected
1,1-Dichloroethane	0.50	Not Detected	2.0	Not Detected
2-Butanone (Methyl Ethyl Ketone)	2.0	Not Detected	5.9	Not Detected
cis-1,2-Dichloroethene	0.50	Not Detected	2.0	Not Detected
Tetrahydrofuran	0.50	Not Detected	1.5	Not Detected
Chloroform	0.50	Not Detected	2.4	Not Detected
1,1,1-Trichloroethane	0.50	Not Detected	2.7	Not Detected
Cyclohexane	0.50	Not Detected	1.7	Not Detected
Carbon Tetrachloride	0.50	Not Detected	3.1	Not Detected
2,2,4-Trimethylpentane	0.50	Not Detected	2.3	Not Detected
Benzene	0.50	Not Detected	1.6	Not Detected
1,2-Dichloroethane	0.50	Not Detected	2.0	Not Detected
Heptane	0.50	Not Detected	2.0	Not Detected
Trichloroethene	0.50	Not Detected	2.7	Not Detected
1,2-Dichloropropane	0.50	Not Detected	2.3	Not Detected
1,4-Dioxane	2.0	Not Detected	7.2	Not Detected
Bromodichloromethane	0.50	Not Detected	3.4	Not Detected
cis-1,3-Dichloropropene	0.50	0.099 J	2.3	0.45 J
4-Methyl-2-pentanone	0.50	Not Detected	2.0	Not Detected
Toluene	0.50	0.064 J	1.9	0.24 J
trans-1,3-Dichloropropene	0.50	0.17 J	2.3	0.78 J
1,1,2-Trichloroethane	0.50	Not Detected	2.7	Not Detected
Tetrachloroethene	0.50	0.090 J	3.4	0.61 J
2-Hexanone	2.0	Not Detected	8.2	Not Detected

eurofins | Air Toxics

Client Sample ID: Lab Blank

Lab ID#: 1301504A-18A

EPA METHOD TO-15 GC/MS FULL SCAN

File Name:	**p020406a**	**Date of Collection: NA**	
Dil. Factor:	**1.00**	**Date of Analysis: 2/4/13 11:43 AM**	

Compound	Rpt. Limit (ppbv)	Amount (ppbv)	Rpt. Limit (ug/m3)	Amount (ug/m3)
Dibromochloromethane	0.50	Not Detected	4.2	Not Detected
1,2-Dibromoethane (EDB)	0.50	0.13 J	3.8	0.99 J
Chlorobenzene	0.50	0.11 J	2.3	0.49 J
Ethyl Benzene	0.50	Not Detected	2.2	Not Detected
m,p-Xylene	0.50	Not Detected	2.2	Not Detected
o-Xylene	0.50	Not Detected	2.2	Not Detected
Styrene	0.50	Not Detected	2.1	Not Detected
Bromoform	0.50	Not Detected	5.2	Not Detected
Cumene	0.50	Not Detected	2.4	Not Detected
1,1,2,2-Tetrachloroethane	0.50	Not Detected	3.4	Not Detected
Propylbenzene	0.50	0.079 J	2.4	0.39 J
4-Ethyltoluene	0.50	0.067 J	2.4	0.33 J
1,3,5-Trimethylbenzene	0.50	Not Detected	2.4	Not Detected
1,2,4-Trimethylbenzene	0.50	0.12 J	2.4	0.57 J
1,3-Dichlorobenzene	0.50	0.26 J	3.0	1.6 J
1,4-Dichlorobenzene	0.50	0.28 J	3.0	1.6 J
alpha-Chlorotoluene	0.50	0.14 J	2.6	0.71 J
1,2-Dichlorobenzene	0.50	0.22 J	3.0	1.3 J
1,2,4-Trichlorobenzene	2.0	0.92 J	15	6.8 J
Hexachlorobutadiene	2.0	0.29 J	21	3.0 J
Butane	2.0	Not Detected	4.8	Not Detected
Isopentane	2.0	Not Detected	5.9	Not Detected

J = Estimated value.

Container Type: NA - Not Applicable

Surrogates	%Recovery	Method Limits
Toluene-d8	97	70-130
1,2-Dichloroethane-d4	91	70-130
4-Bromofluorobenzene	97	70-130

eurofins | Air Toxics

Client Sample ID: CCV

Lab ID#: 1301504A-19A

EPA METHOD TO-15 GC/MS FULL SCAN

File Name:	**p020402**	**Date of Collection: NA**	
Dil. Factor:	**1.00**	**Date of Analysis: 2/4/13 09:34 AM**	

Compound	%Recovery
Freon 12	98
Freon 114	100
Chloromethane	99
Vinyl Chloride	104
1,3-Butadiene	103
Bromomethane	103
Chloroethane	103
Freon 11	96
Ethanol	114
Freon 113	101
1,1-Dichloroethene	103
Acetone	106
2-Propanol	106
Carbon Disulfide	100
3-Chloropropene	106
Methylene Chloride	100
Methyl tert-butyl ether	107
trans-1,2-Dichloroethene	104
Hexane	110
1,1-Dichloroethane	100
2-Butanone (Methyl Ethyl Ketone)	104
cis-1,2-Dichloroethene	111
Tetrahydrofuran	109
Chloroform	97
1,1,1-Trichloroethane	101
Cyclohexane	116
Carbon Tetrachloride	98
2,2,4-Trimethylpentane	111
Benzene	101
1,2-Dichloroethane	94
Heptane	112
Trichloroethene	83
1,2-Dichloropropane	100
1,4-Dioxane	110
Bromodichloromethane	95
cis-1,3-Dichloropropene	105
4-Methyl-2-pentanone	115
Toluene	100
trans-1,3-Dichloropropene	106
1,1,2-Trichloroethane	101
Tetrachloroethene	98
2-Hexanone	108

eurofins | Air Toxics

Client Sample ID: CCV

Lab ID#: 1301504A-19A

EPA METHOD TO-15 GC/MS FULL SCAN

File Name:	**p020402**	**Date of Collection: NA**	
Dil. Factor:	**1.00**	**Date of Analysis: 2/4/13 09:34 AM**	

Compound	%Recovery
Dibromochloromethane	103
1,2-Dibromoethane (EDB)	100
Chlorobenzene	95
Ethyl Benzene	108
m,p-Xylene	111
o-Xylene	112
Styrene	117
Bromoform	103
Cumene	112
1,1,2,2-Tetrachloroethane	110
Propylbenzene	106
4-Ethyltoluene	112
1,3,5-Trimethylbenzene	113
1,2,4-Trimethylbenzene	113
1,3-Dichlorobenzene	103
1,4-Dichlorobenzene	102
alpha-Chlorotoluene	111
1,2-Dichlorobenzene	105
1,2,4-Trichlorobenzene	104
Hexachlorobutadiene	100
Butane	101
Isopentane	105

Container Type: NA - Not Applicable

Surrogates	%Recovery	Method Limits
Toluene-d8	100	70-130
1,2-Dichloroethane-d4	100	70-130
4-Bromofluorobenzene	100	70-130

eurofins | Air Toxics

Client Sample ID: LCS

Lab ID#: 1301504A-20A

EPA METHOD TO-15 GC/MS FULL SCAN

File Name:	**p020403**	**Date of Collection: NA**	
Dil. Factor:	**1.00**	**Date of Analysis: 2/4/13 10:09 AM**	

Compound	%Recovery
Freon 12	95
Freon 114	98
Chloromethane	95
Vinyl Chloride	104
1,3-Butadiene	100
Bromomethane	98
Chloroethane	101
Freon 11	92
Ethanol	79
Freon 113	99
1,1-Dichloroethene	105
Acetone	102
2-Propanol	103
Carbon Disulfide	120
3-Chloropropene	120
Methylene Chloride	96
Methyl tert-butyl ether	106
trans-1,2-Dichloroethene	116
Hexane	106
1,1-Dichloroethane	96
2-Butanone (Methyl Ethyl Ketone)	103
cis-1,2-Dichloroethene	106
Tetrahydrofuran	106
Chloroform	96
1,1,1-Trichloroethane	98
Cyclohexane	113
Carbon Tetrachloride	95
2,2,4-Trimethylpentane	108
Benzene	100
1,2-Dichloroethane	91
Heptane	110
Trichloroethene	83
1,2-Dichloropropane	99
1,4-Dioxane	107
Bromodichloromethane	93
cis-1,3-Dichloropropene	104
4-Methyl-2-pentanone	114
Toluene	98
trans-1,3-Dichloropropene	104
1,1,2-Trichloroethane	100
Tetrachloroethene	97
2-Hexanone	106

eurofins | Air Toxics

Client Sample ID: LCS

Lab ID#: 1301504A-20A

EPA METHOD TO-15 GC/MS FULL SCAN

File Name:	**p020403**	**Date of Collection: NA**	
Dil. Factor:	**1.00**	**Date of Analysis: 2/4/13 10:09 AM**	

Compound	**%Recovery**
Dibromochloromethane	99
1,2-Dibromoethane (EDB)	98
Chlorobenzene	95
Ethyl Benzene	104
m,p-Xylene	110
o-Xylene	111
Styrene	116
Bromoform	98
Cumene	111
1,1,2,2-Tetrachloroethane	110
Propylbenzene	105
4-Ethyltoluene	105
1,3,5-Trimethylbenzene	112
1,2,4-Trimethylbenzene	109
1,3-Dichlorobenzene	101
1,4-Dichlorobenzene	98
alpha-Chlorotoluene	106
1,2-Dichlorobenzene	102
1,2,4-Trichlorobenzene	100
Hexachlorobutadiene	94
Butane	94
Isopentane	102

Container Type: NA - Not Applicable

Surrogates	**%Recovery**	**Method Limits**
Toluene-d8	101	70-130
1,2-Dichloroethane-d4	94	70-130
4-Bromofluorobenzene	100	70-130

eurofins | Air Toxics

Client Sample ID: LCSD

Lab ID#: 1301504A-20AA

EPA METHOD TO-15 GC/MS FULL SCAN

File Name:	**p020404**	**Date of Collection: NA**	
Dil. Factor:	**1.00**	**Date of Analysis: 2/4/13 10:38 AM**	

Compound	%Recovery
Freon 12	94
Freon 114	98
Chloromethane	97
Vinyl Chloride	105
1,3-Butadiene	99
Bromomethane	100
Chloroethane	101
Freon 11	91
Ethanol	79
Freon 113	98
1,1-Dichloroethene	105
Acetone	101
2-Propanol	104
Carbon Disulfide	119
3-Chloropropene	119
Methylene Chloride	96
Methyl tert-butyl ether	105
trans-1,2-Dichloroethene	118
Hexane	106
1,1-Dichloroethane	98
2-Butanone (Methyl Ethyl Ketone)	96
cis-1,2-Dichloroethene	107
Tetrahydrofuran	105
Chloroform	95
1,1,1-Trichloroethane	98
Cyclohexane	116
Carbon Tetrachloride	94
2,2,4-Trimethylpentane	110
Benzene	99
1,2-Dichloroethane	88
Heptane	107
Trichloroethene	81
1,2-Dichloropropane	98
1,4-Dioxane	105
Bromodichloromethane	90
cis-1,3-Dichloropropene	102
4-Methyl-2-pentanone	107
Toluene	96
trans-1,3-Dichloropropene	102
1,1,2-Trichloroethane	98
Tetrachloroethene	94
2-Hexanone	103

eurofins | Air Toxics

Client Sample ID: LCSD

Lab ID#: 1301504A-20AA

EPA METHOD TO-15 GC/MS FULL SCAN

File Name:	**p020404**	**Date of Collection: NA**	
Dil. Factor:	**1.00**	**Date of Analysis: 2/4/13 10:38 AM**	

Compound	%Recovery
Dibromochloromethane	97
1,2-Dibromoethane (EDB)	98
Chlorobenzene	94
Ethyl Benzene	103
m,p-Xylene	107
o-Xylene	109
Styrene	114
Bromoform	96
Cumene	110
1,1,2,2-Tetrachloroethane	107
Propylbenzene	103
4-Ethyltoluene	103
1,3,5-Trimethylbenzene	111
1,2,4-Trimethylbenzene	107
1,3-Dichlorobenzene	99
1,4-Dichlorobenzene	98
alpha-Chlorotoluene	104
1,2-Dichlorobenzene	101
1,2,4-Trichlorobenzene	100
Hexachlorobutadiene	94
Butane	93
Isopentane	101

Container Type: NA - Not Applicable

Surrogates	%Recovery	Method Limits
Toluene-d8	99	70-130
1,2-Dichloroethane-d4	92	70-130
4-Bromofluorobenzene	100	70-130

Shell Oil Products Chain Of Custody Record

URS

Air Toxics LTD.
Project Name: Roxana Soil Vapor
Project # 21562850.04001

Lab Vendor #

Please Check Appropriate Box:
- [x] ENV. SERVICES
- [ ] MOTIVA RETAIL
- [ ] SHELL RETAIL
- [ ] MOTIVA SD&CM
- [ ] CONSULTANT
- [ ] LUBES
- [ ] SHELL PIPELINE
- [ ] OTHER _____

Print Bill To Contact Name: Robert Mooshegian

INCIDENT # (ENV SERVICES) 9 7 2 1 6 6 4 0

☐ CHECK IF NO INCIDENT # APPLIES

DATE: 01/25/13

PAGE: 2 of 3

PO #

SAP # 3 4 0 0 6 1

SAMPLING COMPANY: URS CORPORATION

LOG CODE:

SITE ADDRESS: Street and City: 900 SOUTH CENTRAL AVE – ROXANA

State: IL

GLOBAL ID NO.:

ADDRESS: 1001 HIGHLANDS PLAZA DRIVE WEST - SUITE 300; ST. LOUIS, MO 63110

EDF DELIVERABLE TO (Name, Company, Office Location): Elizabeth Kunkel, URS, St. Louis

PHONE NO.: 314-743-4179

E-MAIL: Elizabeth_Kunkel@URSCorp.com

CONSULTANT PROJECT NAME#: Roxana Soil Vapor

Laboratory Address: Air Toxics, LTD 180 Blue Ravine Road, Suite B, Folsom, CA 95630-4719

TELEPHONE: 314-429-0100

FAX: 314-429-0462

DT To Contact E-MAIL: Robert.Mooshegian@urs.com

M. Curner, C. Kretzer, M. Mittermeyer, L. Rathnow, S. Jensen, E. Arthur, A. Day, B. Lohan,

TURNAROUND TIME (CALENDAR DAYS):
- [x] STANDARD (14 DAY)
- [ ] 5 DAYS
- [ ] 3 DAYS
- [ ] 2 DAYS
- [ ] 24 HOURS
- [ ] RESULTS NEEDED ON WEEKEND

- [ ] LA - RWQCB REPORT FORMAT
- [x] UST AGENCY:

DELIVERABLES:
- [ ] LEVEL 1
- [ ] LEVEL 2
- [ ] LEVEL 3
- [x] LEVEL 4
- [ ] OTHER (SPECIFY) _____

- [x] SHELL CONTRACT RATE APPLIES
- [ ] STATE REIMBURSEMENT RATE APPLIES
- [ ] EDD NOT NEEDED
- [x] RECEIPT VERIFICATION REQUESTED

REQUESTED ANALYSIS

Turn Around Time:
- [x] Normal
- [ ] Rush

Specify

Lab Use Only
Pressurized by:
Date:
Pressurization Gas: N_2 He

LAB USE ONLY	Field Sample Identification	SAMPLING DATE	SAMPLING TIME	Canister Number	Conister Pressure/Vacuum Initial	Final	Receipt	Final (psi)	Modified TO-15 + Butane & Isopentane	ASTM D-1946 + Helium	ASTM D-1946
01A	VMP-20-5-012213	01/22/13	0940-1015	37792	-30	-5.5			X	X	
02A	VMP-20-10-012213	01/22/13	1100-1132	37757	-30	-5.5			X	X	
03A	VMP-20-25-012213	01/22/13	1403-1436	35635	-30	-6.5			X	X	
04A	VMP-22-5-012413	01/24/13	1007-1037	34102	-30	-9			X	X	
05A	VMP-22-10-012413	01/24/13	1052-1122	37350	-30	-9.5			X	X	
06A	VMP-22-18-012413	01/24/13	1141-1211	36405	-30	-9.5			X	X	
07A	VMP-22-38-012413	01/24/13	1231-1301	15751	-32	-9			X	X	
08A	VMP-23-5-012413	01/24/13	1008-1038	37698	-30	-8.5			X	X	
09A	VMP-23-10-012413	01/24/13	1053-1123	36391	-30	-7.5			X	X	
10A	VMP-23-25-012413	01/24/13	1143-1215	35645	-30	-7.5			X	X	

ADDITIONAL NOTES:
- 14 day hold time
- Report results between MDL and RL
- Level IV ECVP

Relinquished by: (Signature)	Received by: (Signature)	Date:	Time:
[signature]	FEDEX	1/25/13	17:30
	B Whittaker ATC 1/28/13 0745		

05/2/06 Revision

Fedex

Custody Seal Intact?
(Y) N None Temp_____

130150A

Shell Oil Products Chain Of Custody Record

URS

Air Toxics LTD.
Project Name: Roxana Soil Vapor
Project # 21562850.04001
Lab Vendor #

Please Check Appropriate Box:
☑ ENV. SERVICES ☐ MOTIVA RETAIL ☐ SHELL RETAIL
☐ MOTIVA SOMCM ☐ CONSULTANT ☐ LUBES
☐ SHELL PIPELINE ☐ OTHER

Print Bill To Contact Name: Robert Mooshegian
INCIDENT # (ENV SERVICES): 9 7 2 1 8 6 4 0
☐ CHECK IF NO INCIDENT # APPLIES
DATE: 01/25/13
PAGE: 3 of 3
PO #:
SAP #: 3 4 0 0 8 1

URS CORPORATION
ADDRESS: 1001 HIGHLANDS PLAZA DRIVE WEST - SUITE 300; ST. LOUIS, MO 63110
Laboratory Address: Air Toxics, LTD 180 Blue Ravine Road, Suite B, Folsom, CA 95630-4719
TELEPHONE: 314-429-0100 FAX: 314-429-0462 Bill To Contact E-MAIL: Robert.Mooshegian@urs.com

SITE ADDRESS: Street and City: 900 SOUTH CENTRAL AVE – ROXANA State: IL GLOBAL ID NO.:
EDF DELIVERABLE TO (Name, Company, Office Location): Elizabeth Kunkel, URS, St. Louis PHONE NO.: 314-743-4179 E-MAIL: Elizabeth_Kunkel@URSCorp.com CONSULTANT PROJECT NAME#: Roxana Soil Vapor
M. Currier, C. Kretzer, M. Mittermeyer, L. Rathnow, S. Jansen, E. Arthur, A. Day, B. Lohan,

TURNAROUND TIME (CALENDAR DAYS):
☑ STANDARD (14 DAY) ☐ 5 DAYS ☐ 3 DAYS ☐ 2 DAYS ☐ 24 HOURS ☐ RESULTS NEEDED ON WEEKEND

☐ LA - RWQCB REPORT FORMAT ☑ UST AGENCY:

DELIVERABLES: ☐ LEVEL 1 ☐ LEVEL 2 ☐ LEVEL 3 ☑ LEVEL 4 ☐ OTHER (SPECIFY)

☑ SHELL CONTRACT RATE APPLIES
☐ STATE REIMBURSEMENT RATE APPLIES
☐ EDD NOT NEEDED
☑ RECEIPT VERIFICATION REQUESTED

REQUESTED ANALYSIS

LAB USE ONLY	Field Sample Identification	SAMPLING DATE	SAMPLING TIME	Canister Number	Canister Pressure/Vacuum: Initial	Final	Receipt	Final (psi)	Modified TO-15 + Butane & Isopentane	ASTM D-1946 + Helium	ASTM D-1946
11A	VMP-23-40-012413	01/24/13	1245-1315	37779	-30	-9.5			X	X	
12A	VMP-24-5-012313	01/23/13	1119-1149	34134	-30	-7			X	X	
13A	VMP-24-10-012313	01/23/13	1253-1323	36571	-30	-10			X	X	
14A	VMP-24-22-012313	01/23/13	1334-1404	34610	-30	-9.5			X	X	
15A	VMP-24-34-012313	01/23/13	1432-1502	33411	-29.5	-10			X	X	
16A	VMP-43-20-012413	01/24/13	1453-1523	37407	-30	-9.5			X	X	
17A	VMP-43-30-012413	01/24/13	1543-1613	31756	-29	-10			X	X	

Turn Around Time: ☑ Normal ☐ Rush ☐ Specify

Lab Use Only
Pressurized by:
Date:
Pressurization Gas: N_2 He

ADDITIONAL NOTES:
- 14 day hold time
- Report results between MDL and RL
- Level IV ECVP

Relinquished by: (Signature)	Received by: (Signature)	Date	Time
Andrew Rathnow	FEDEX	1/25/13	17:30
Relinquished by: (Signature)	Received by: (Signature) B. Lohan ATL 1/26/13 0945	Date:	Time:
Relinquished by: (Signature)	Received by: (Signature)	Date:	Time:

02/2008 Revision

Custody Seal Intact?
(Y) N None Temp____

eurofins | Air Toxics

2/14/2013
Ms. Elizabeth Kunkel
URS Corporation
1001 Highlands Plaza Dr. West
Suite 300
St. Louis MO 63110

Project Name: Roxana Soil Vapor
Project #: 21562850.04001
Workorder #: 1301504B

Dear Ms. Elizabeth Kunkel

The following report includes the data for the above referenced project for sample(s) received on 1/28/2013 at Air Toxics Ltd.

The data and associated QC analyzed by Modified ASTM D-1946 are compliant with the project requirements or laboratory criteria with the exception of the deviations noted in the attached case narrative.

Thank you for choosing Air Toxics Ltd. for your air analysis needs. Air Toxics Ltd. is committed to providing accurate data of the highest quality. Please feel free to contact the Project Manager: Kelly Buettner at 916-985-1000 if you have any questions regarding the data in this report.

Regards,

Kelly Buettner

Kelly Buettner
Project Manager

REVIEWED
ON
3/19/13

eurofins | Air Toxics

WORK ORDER #: 1301504B

Work Order Summary

CLIENT:	Ms. Elizabeth Kunkel URS Corporation 1001 Highlands Plaza Dr. West Suite 300 St. Louis, MO 63110	**BILL TO:**	Accounts Payable Austin URS Corporation P.O. BOX 203970 Austin, TX 78720-1088
PHONE:	314-743-4179	**P.O. #**	21562735.00013
FAX:		**PROJECT #**	21562850.04001 Roxana Soil Vapor
DATE RECEIVED:	01/28/2013	**CONTACT:**	Kelly Buettner
DATE COMPLETED:	02/14/2013		

FRACTION #	NAME	TEST	RECEIPT VAC./PRES.	FINAL PRESSURE
01A(cancelled)	VMP-20-5-012213	Modified ASTM D-1946	0.0 "Hg	15 psi
02A	VMP-20-10-012213	Modified ASTM D-1946	5.5 "Hg	15 psi
03A	VMP-20-25-012213	Modified ASTM D-1946	5.5 "Hg	15 psi
04A	VMP-22-5-012413	Modified ASTM D-1946	6.5 "Hg	15 psi
05A	VMP-22-10-012413	Modified ASTM D-1946	8.0 "Hg	15 psi
06A	VMP-22-18-012413	Modified ASTM D-1946	8.0 "Hg	15 psi
07A	VMP-22-38-012413	Modified ASTM D-1946	7.5 "Hg	15 psi
08A	VMP-23-5-012413	Modified ASTM D-1946	5.5 "Hg	15 psi
09A	VMP-23-10-012413	Modified ASTM D-1946	5.5 "Hg	15 psi
10A	VMP-23-25-012413	Modified ASTM D-1946	6.0 "Hg	15 psi
11A	VMP-23-40-012413	Modified ASTM D-1946	6.5 "Hg	15 psi
12A	VMP-24-5-012313	Modified ASTM D-1946	6.0 "Hg	15 psi
13A	VMP-24-10-012313	Modified ASTM D-1946	8.0 "Hg	15 psi
14A	VMP-24-22-012313	Modified ASTM D-1946	8.5 "Hg	15 psi
15A	VMP-24-34-012313	Modified ASTM D-1946	9.0 "Hg	15 psi
16A	VMP-43-20-012413	Modified ASTM D-1946	7.0 "Hg	15 psi
17A	VMP-43-30-012413	Modified ASTM D-1946	7.5 "Hg	15 psi
18A	Lab Blank	Modified ASTM D-1946	NA	NA
18B	Lab Blank	Modified ASTM D-1946	NA	NA
19A	LCS	Modified ASTM D-1946	NA	NA
19AA	LCSD	Modified ASTM D-1946	NA	NA

CERTIFIED BY: Heidi Hayes DATE: 02/14/13

Technical Director

Certification numbers: AZ Licensure AZ0775, CA NELAP - 12282CA, NY NELAP - 11291, TX NELAP - T104704434-12-4, UT NELAP CA009332012-3, WA NELAP - C935
Name of Accrediting Agency: NELAP/ORELAP (Oregon Environmental Laboratory Accreditation Program)
Accreditation number: CA300005, Effective date: 10/18/2012, Expiration date: 10/17/2013.
Eurofins Air Toxics Ltd. certifies that the test results contained in this report meet all requirements of the NELAC standards

This report shall not be reproduced, except in full, without the written approval of Eurofins Air Toxics, Inc.

180 BLUE RAVINE ROAD, SUITE B FOLSOM, CA - 9563
(916) 985-1000 . (800) 985-5955 . FAX (916) 985-1020

LABORATORY NARRATIVE
Modified ASTM D-1946
URS Corporation
Workorder# 1301504B

Seventeen 1 Liter Summa Canister samples were received on January 28, 2013. The laboratory performed analysis via Modified ASTM Method D-1946 for Methane and fixed gases in air using GC/FID or GC/TCD. The method involves direct injection of 1.0 mL of sample.

On the analytical column employed for this analysis, Oxygen coelutes with Argon. The corresponding peak is quantitated as Oxygen.

Since Nitrogen is used to pressurize samples, the reported Nitrogen values are calculated by adding all the sample components and subtracting from 100%.

Method modifications taken to run these samples are summarized in the table below. Specific project requirements may over-ride the ATL modifications.

Requirement	*ASTM D-1946*	*ATL Modifications*
Calibration	A single point calibration is performed using a reference standard closely matching the composition of the unknown.	A 3-point calibration curve is performed. Quantitation is based on a daily calibration standard which may or may not resemble the composition of the associated samples.
Reference Standard	The composition of any reference standard must be known to within 0.01 mol % for any component.	The standards used by ATL are blended to a >/= 95% accuracy.
Sample Injection Volume	Components whose concentrations are in excess of 5 % should not be analyzed by using sample volumes greater than 0.5 mL.	The sample container is connected directly to a fixed volume sample loop of 1.0 mL on the GC. Linear range is defined by the calibration curve. Bags are loaded by vacuum.
Normalization	Normalize the mole percent values by multiplying each value by 100 and dividing by the sum of the original values. The sum of the original values should not differ from 100% by more than 1.0%.	Results are not normalized. The sum of the reported values can differ from 100% by as much as 15%, either due to analytical variability or an unusual sample matrix.
Precision	Precision requirements established at each concentration level.	Duplicates should agree within 25% RPD for detections > 5 X's the RL.

Receiving Notes

The canister valve on sample VMP-20-5-012213 was received open and a brass plug was not used to seal the canister. The sample vented to ambient pressure during shipment. The client was contacted and the sample was cancelled.

Analytical Notes

As per project specific client request the laboratory has reported estimated values for target compound hits that are below the Reporting Limit but greater than the Method Detection Limit. Concentrations that are below the level at which the canister was certified may be false positives.

The reporting limit for Carbon Monoxide was raised from 0.010% to 0.050%.

Definition of Data Qualifying Flags

Seven qualifiers may have been used on the data analysis sheets and indicate as follows:
B - Compound present in laboratory blank greater than reporting limit.
J - Estimated value.
E - Exceeds instrument calibration range.
S - Saturated peak.
Q - Exceeds quality control limits.
U - Compound analyzed for but not detected above the detection limit.
M - Reported value may be biased due to apparent matrix interferences.
File extensions may have been used on the data analysis sheets and indicates as follows:
a-File was requantified
b-File was quantified by a second column and detector
r1-File was requantified for the purpose of reissue

eurofins | Air Toxics

Summary of Detected Compounds
NATURAL GAS ANALYSIS BY MODIFIED ASTM D-1946

Client Sample ID: VMP-20-10-012213

Lab ID#: 1301504B-02A

Compound	Rpt. Limit (%)	Amount (%)
Oxygen	0.25	20
Nitrogen	0.25	77
Methane	0.00025	0.000027 J
Carbon Dioxide	0.025	3.2

Client Sample ID: VMP-20-25-012213

Lab ID#: 1301504B-03A

Compound	Rpt. Limit (%)	Amount (%)
Oxygen	0.25	16
Nitrogen	0.25	78
Methane	0.00025	0.000016 J
Carbon Dioxide	0.025	6.2

Client Sample ID: VMP-22-5-012413

Lab ID#: 1301504B-04A

Compound	Rpt. Limit (%)	Amount (%)
Oxygen	0.26	21
Nitrogen	0.26	79
Methane	0.00026	0.000048 J
Carbon Dioxide	0.026	0.38

Client Sample ID: VMP-22-10-012413

Lab ID#: 1301504B-05A

Compound	Rpt. Limit (%)	Amount (%)
Oxygen	0.28	20
Nitrogen	0.28	79
Methane	0.00028	0.000022 J
Carbon Dioxide	0.028	0.68

eurofins | Air Toxics

Summary of Detected Compounds
NATURAL GAS ANALYSIS BY MODIFIED ASTM D-1946

Client Sample ID: VMP-22-18-012413

Lab ID#: 1301504B-06A

Compound	Rpt. Limit (%)	Amount (%)
Oxygen	0.28	20
Nitrogen	0.28	78
Carbon Dioxide	0.028	2.2

Client Sample ID: VMP-22-38-012413

Lab ID#: 1301504B-07A

Compound	Rpt. Limit (%)	Amount (%)
Oxygen	0.27	18
Nitrogen	0.27	77
Methane	0.00027	0.00012 J
Carbon Dioxide	0.027	5.1

Client Sample ID: VMP-23-5-012413

Lab ID#: 1301504B-08A

Compound	Rpt. Limit (%)	Amount (%)
Oxygen	0.25	21
Nitrogen	0.25	79
Methane	0.00025	0.00017 J
Carbon Dioxide	0.025	0.20

Client Sample ID: VMP-23-10-012413

Lab ID#: 1301504B-09A

Compound	Rpt. Limit (%)	Amount (%)
Oxygen	0.25	21
Nitrogen	0.25	79
Methane	0.00025	0.000098 J
Carbon Dioxide	0.025	0.34

eurofins | Air Toxics

Summary of Detected Compounds
NATURAL GAS ANALYSIS BY MODIFIED ASTM D-1946

Client Sample ID: VMP-23-25-012413

Lab ID#: 1301504B-10A

Compound	Rpt. Limit (%)	Amount (%)
Oxygen	0.25	19
Nitrogen	0.25	78
Carbon Dioxide	0.025	3.2

Client Sample ID: VMP-23-40-012413

Lab ID#: 1301504B-11A

Compound	Rpt. Limit (%)	Amount (%)
Oxygen	0.26	17
Nitrogen	0.26	78
Carbon Dioxide	0.026	5.2

Client Sample ID: VMP-24-5-012313

Lab ID#: 1301504B-12A

Compound	Rpt. Limit (%)	Amount (%)
Oxygen	0.25	18
Nitrogen	0.25	78
Methane	0.00025	0.000085 J
Carbon Dioxide	0.025	3.6

Client Sample ID: VMP-24-10-012313

Lab ID#: 1301504B-13A

Compound	Rpt. Limit (%)	Amount (%)
Oxygen	0.28	17
Nitrogen	0.28	78
Methane	0.00028	0.000057 J
Carbon Dioxide	0.028	5.3

Client Sample ID: VMP-24-22-012313

Lab ID#: 1301504B-14A

eurofins | Air Toxics

Summary of Detected Compounds
NATURAL GAS ANALYSIS BY MODIFIED ASTM D-1946

Client Sample ID: VMP-24-22-012313

Lab ID#: 1301504B-14A

Compound	Rpt. Limit (%)	Amount (%)
Oxygen	0.28	17
Nitrogen	0.28	77
Methane	0.00028	0.000033 J
Carbon Dioxide	0.028	6.4

Client Sample ID: VMP-24-34-012313

Lab ID#: 1301504B-15A

Compound	Rpt. Limit (%)	Amount (%)
Oxygen	0.29	17
Nitrogen	0.29	78
Methane	0.00029	0.000050 J
Carbon Dioxide	0.029	4.7

Client Sample ID: VMP-43-20-012413

Lab ID#: 1301504B-16A

Compound	Rpt. Limit (%)	Amount (%)
Oxygen	0.26	18
Nitrogen	0.26	79
Methane	0.00026	0.00065
Carbon Dioxide	0.026	3.2

Client Sample ID: VMP-43-30-012413

Lab ID#: 1301504B-17A

Compound	Rpt. Limit (%)	Amount (%)
Oxygen	0.27	19
Nitrogen	0.27	79
Methane	0.00027	0.000040 J
Carbon Dioxide	0.027	1.7

eurofins | Air Toxics

Client Sample ID: VMP-20-10-012213

Lab ID#: 1301504B-02A

NATURAL GAS ANALYSIS BY MODIFIED ASTM D-1946

File Name:	**9020607**	**Date of Collection:**	**1/22/13 11:32:00 AM**
Dil. Factor:	**2.47**	**Date of Analysis:**	**2/5/13 09:39 PM**

Compound	Rpt. Limit (%)	Amount (%)
Oxygen	0.25	20
Nitrogen	0.25	77
Carbon Monoxide	0.12	Not Detected
Methane	0.00025	0.000027 J
Carbon Dioxide	0.025	3.2
Ethane	0.0025	Not Detected
Ethene	0.0025	Not Detected
Helium	0.12	Not Detected

J = Estimated value.

Container Type: 1 Liter Summa Canister

eurofins | Air Toxics

Client Sample ID: VMP-20-25-012213

Lab ID#: 1301504B-03A

NATURAL GAS ANALYSIS BY MODIFIED ASTM D-1946

File Name:	**9020608**	**Date of Collection:**	**1/22/13 2:36:00 PM**
Dil. Factor:	**2.47**	**Date of Analysis:**	**2/5/13 10:00 PM**

Compound	Rpt. Limit (%)	Amount (%)
Oxygen	0.25	16
Nitrogen	0.25	78
Carbon Monoxide	0.12	Not Detected
Methane	0.00025	0.000016 J
Carbon Dioxide	0.025	6.2
Ethane	0.0025	Not Detected
Ethene	0.0025	Not Detected
Helium	0.12	Not Detected

J = Estimated value.

Container Type: 1 Liter Summa Canister

eurofins | Air Toxics

Client Sample ID: VMP-22-5-012413

Lab ID#: 1301504B-04A

NATURAL GAS ANALYSIS BY MODIFIED ASTM D-1946

File Name:	**9020609**	**Date of Collection:**	**1/24/13 10:37:00 AM**
Dil. Factor:	**2.58**	**Date of Analysis:**	**2/5/13 10:30 PM**

Compound	Rpt. Limit (%)	Amount (%)
Oxygen	0.26	21
Nitrogen	0.26	79
Carbon Monoxide	0.13	Not Detected
Methane	0.00026	0.000048 J
Carbon Dioxide	0.026	0.38
Ethane	0.0026	Not Detected
Ethene	0.0026	Not Detected
Helium	0.13	Not Detected

J = Estimated value.

Container Type: 1 Liter Summa Canister

eurofins | Air Toxics

Client Sample ID: VMP-22-10-012413

Lab ID#: 1301504B-05A

NATURAL GAS ANALYSIS BY MODIFIED ASTM D-1946

File Name:	**9020610**	**Date of Collection:**	**1/24/13 11:22:00 AM**
Dil. Factor:	**2.76**	**Date of Analysis:**	**2/6/13 06:18 AM**

Compound	Rpt. Limit (%)	Amount (%)
Oxygen	0.28	20
Nitrogen	0.28	79
Carbon Monoxide	0.14	Not Detected
Methane	0.00028	0.000022 J
Carbon Dioxide	0.028	0.68
Ethane	0.0028	Not Detected
Ethene	0.0028	Not Detected
Helium	0.14	Not Detected

J = Estimated value.

Container Type: 1 Liter Summa Canister

eurofins | Air Toxics

Client Sample ID: VMP-22-18-012413

Lab ID#: 1301504B-06A

NATURAL GAS ANALYSIS BY MODIFIED ASTM D-1946

File Name:	**9020617**	**Date of Collection:**	**1/24/13 12:11:00 PM**
Dil. Factor:	**2.76**	**Date of Analysis:**	**2/6/13 09:26 AM**

Compound	Rpt. Limit (%)	Amount (%)
Oxygen	0.28	20
Nitrogen	0.28	78
Carbon Monoxide	0.14	Not Detected
Methane	0.00028	Not Detected
Carbon Dioxide	0.028	2.2
Ethane	0.0028	Not Detected
Ethene	0.0028	Not Detected
Helium	0.14	Not Detected

Container Type: 1 Liter Summa Canister

eurofins | Air Toxics

Client Sample ID: VMP-22-38-012413

Lab ID#: 1301504B-07A

NATURAL GAS ANALYSIS BY MODIFIED ASTM D-1946

File Name:	**9020618**	**Date of Collection:**	**1/24/13 1:01:00 PM**
Dil. Factor:	**2.69**	**Date of Analysis:**	**2/6/13 09:50 AM**

Compound	Rpt. Limit (%)	Amount (%)
Oxygen	0.27	18
Nitrogen	0.27	77
Carbon Monoxide	0.13	Not Detected
Methane	0.00027	0.00012 J
Carbon Dioxide	0.027	5.1
Ethane	0.0027	Not Detected
Ethene	0.0027	Not Detected
Helium	0.13	Not Detected

J = Estimated value.

Container Type: 1 Liter Summa Canister

eurofins | Air Toxics

Client Sample ID: VMP-23-5-012413

Lab ID#: 1301504B-08A

NATURAL GAS ANALYSIS BY MODIFIED ASTM D-1946

File Name:	**9020619**	**Date of Collection:**	**1/24/13 10:38:00 AM**
Dil. Factor:	**2.47**	**Date of Analysis:**	**2/6/13 10:13 AM**

Compound	Rpt. Limit (%)	Amount (%)
Oxygen	0.25	21
Nitrogen	0.25	79
Carbon Monoxide	0.12	Not Detected
Methane	0.00025	0.00017 J
Carbon Dioxide	0.025	0.20
Ethane	0.0025	Not Detected
Ethene	0.0025	Not Detected
Helium	0.12	Not Detected

J = Estimated value.

Container Type: 1 Liter Summa Canister

eurofins | Air Toxics

Client Sample ID: VMP-23-10-012413

Lab ID#: 1301504B-09A

NATURAL GAS ANALYSIS BY MODIFIED ASTM D-1946

File Name:	**9020620**	**Date of Collection:**	**1/24/13 11:23:00 AM**
Dil. Factor:	**2.47**	**Date of Analysis:**	**2/6/13 10:44 AM**

Compound	**Rpt. Limit (%)**	**Amount (%)**
Oxygen	0.25	21
Nitrogen	0.25	79
Carbon Monoxide	0.12	Not Detected
Methane	0.00025	0.000098 J
Carbon Dioxide	0.025	0.34
Ethane	0.0025	Not Detected
Ethene	0.0025	Not Detected
Helium	0.12	Not Detected

J = Estimated value.

Container Type: 1 Liter Summa Canister

eurofins | Air Toxics

Client Sample ID: VMP-23-25-012413

Lab ID#: 1301504B-10A

NATURAL GAS ANALYSIS BY MODIFIED ASTM D-1946

File Name:	**9020621**	**Date of Collection:**	**1/24/13 12:15:00 PM**
Dil. Factor:	**2.52**	**Date of Analysis:**	**2/6/13 11:19 AM**

Compound	Rpt. Limit (%)	Amount (%)
Oxygen	0.25	19
Nitrogen	0.25	78
Carbon Monoxide	0.13	Not Detected
Methane	0.00025	Not Detected
Carbon Dioxide	0.025	3.2
Ethane	0.0025	Not Detected
Ethene	0.0025	Not Detected
Helium	0.13	Not Detected

Container Type: 1 Liter Summa Canister

eurofins | Air Toxics

Client Sample ID: VMP-23-40-012413

Lab ID#: 1301504B-11A

NATURAL GAS ANALYSIS BY MODIFIED ASTM D-1946

File Name:	**9020622**	**Date of Collection:**	**1/24/13 1:15:00 PM**
Dil. Factor:	**2.58**	**Date of Analysis:**	**2/6/13 11:52 AM**

Compound	Rpt. Limit (%)	Amount (%)
Oxygen	0.26	17
Nitrogen	0.26	78
Carbon Monoxide	0.13	Not Detected
Methane	0.00026	Not Detected
Carbon Dioxide	0.026	5.2
Ethane	0.0026	Not Detected
Ethene	0.0026	Not Detected
Helium	0.13	Not Detected

Container Type: 1 Liter Summa Canister

eurofins | Air Toxics

Client Sample ID: VMP-24-5-012313

Lab ID#: 1301504B-12A

NATURAL GAS ANALYSIS BY MODIFIED ASTM D-1946

File Name:	**9020611**	**Date of Collection:**	**1/23/13 11:49:00 AM**
Dil. Factor:	**2.52**	**Date of Analysis:**	**2/6/13 06:49 AM**

Compound	Rpt. Limit (%)	Amount (%)
Oxygen	0.25	18
Nitrogen	0.25	78
Carbon Monoxide	0.13	Not Detected
Methane	0.00025	0.000085 J
Carbon Dioxide	0.025	3.6
Ethane	0.0025	Not Detected
Ethene	0.0025	Not Detected
Helium	0.13	Not Detected

J = Estimated value.

Container Type: 1 Liter Summa Canister

eurofins | Air Toxics

Client Sample ID: VMP-24-10-012313

Lab ID#: 1301504B-13A

NATURAL GAS ANALYSIS BY MODIFIED ASTM D-1946

File Name:	**9020612**	**Date of Collection:**	**1/23/13 1:23:00 PM**
Dil. Factor:	**2.76**	**Date of Analysis:**	**2/6/13 07:12 AM**

Compound	Rpt. Limit (%)	Amount (%)
Oxygen	0.28	17
Nitrogen	0.28	78
Carbon Monoxide	0.14	Not Detected
Methane	0.00028	0.000057 J
Carbon Dioxide	0.028	5.3
Ethane	0.0028	Not Detected
Ethene	0.0028	Not Detected
Helium	0.14	Not Detected

J = Estimated value.

Container Type: 1 Liter Summa Canister

eurofins | Air Toxics

Client Sample ID: VMP-24-22-012313

Lab ID#: 1301504B-14A

NATURAL GAS ANALYSIS BY MODIFIED ASTM D-1946

File Name:	**9020613**	**Date of Collection:**	**1/23/13 2:04:00 PM**
Dil. Factor:	**2.82**	**Date of Analysis:**	**2/6/13 07:35 AM**

Compound	Rpt. Limit (%)	Amount (%)
Oxygen	0.28	17
Nitrogen	0.28	77
Carbon Monoxide	0.14	Not Detected
Methane	0.00028	0.000033 J
Carbon Dioxide	0.028	6.4
Ethane	0.0028	Not Detected
Ethene	0.0028	Not Detected
Helium	0.14	Not Detected

J = Estimated value.

Container Type: 1 Liter Summa Canister

eurofins | Air Toxics

Client Sample ID: VMP-24-34-012313

Lab ID#: 1301504B-15A

NATURAL GAS ANALYSIS BY MODIFIED ASTM D-1946

File Name:	**9020614**	**Date of Collection:**	**1/23/13 3:02:00 PM**
Dil. Factor:	**2.89**	**Date of Analysis:**	**2/6/13 07:57 AM**

Compound	Rpt. Limit (%)	Amount (%)
Oxygen	0.29	17
Nitrogen	0.29	78
Carbon Monoxide	0.14	Not Detected
Methane	0.00029	0.000050 J
Carbon Dioxide	0.029	4.7
Ethane	0.0029	Not Detected
Ethene	0.0029	Not Detected
Helium	0.14	Not Detected

J = Estimated value.

Container Type: 1 Liter Summa Canister

eurofins | Air Toxics

Client Sample ID: VMP-43-20-012413

Lab ID#: 1301504B-16A

NATURAL GAS ANALYSIS BY MODIFIED ASTM D-1946

File Name:	**9020615**	**Date of Collection:**	**1/24/13 3:23:00 PM**
Dil. Factor:	**2.64**	**Date of Analysis:**	**2/6/13 08:27 AM**

Compound	Rpt. Limit (%)	Amount (%)
Oxygen	0.26	18
Nitrogen	0.26	79
Carbon Monoxide	0.13	Not Detected
Methane	0.00026	0.00065
Carbon Dioxide	0.026	3.2
Ethane	0.0026	Not Detected
Ethene	0.0026	Not Detected
Helium	0.13	Not Detected

Container Type: 1 Liter Summa Canister

eurofins | Air Toxics

Client Sample ID: VMP-43-30-012413

Lab ID#: 1301504B-17A

NATURAL GAS ANALYSIS BY MODIFIED ASTM D-1946

File Name:	**9020616**	**Date of Collection:**	**1/24/13 4:13:00 PM**
Dil. Factor:	**2.69**	**Date of Analysis:**	**2/6/13 08:59 AM**

Compound	Rpt. Limit (%)	Amount (%)
Oxygen	0.27	19
Nitrogen	0.27	79
Carbon Monoxide	0.13	Not Detected
Methane	0.00027	0.000040 J
Carbon Dioxide	0.027	1.7
Ethane	0.0027	Not Detected
Ethene	0.0027	Not Detected
Helium	0.13	Not Detected

J = Estimated value.

Container Type: 1 Liter Summa Canister

eurofins | Air Toxics

Client Sample ID: Lab Blank

Lab ID#: 1301504B-18A

NATURAL GAS ANALYSIS BY MODIFIED ASTM D-1946

File Name:	**9020606a**	**Date of Collection: NA**	
Dil. Factor:	**1.00**	**Date of Analysis: 2/5/13 09:15 PM**	

Compound	Rpt. Limit (%)	Amount (%)
Oxygen	0.10	Not Detected
Nitrogen	0.10	0.099 J
Carbon Monoxide	0.010	Not Detected
Methane	0.00010	Not Detected
Carbon Dioxide	0.010	Not Detected
Ethane	0.0010	Not Detected
Ethene	0.0010	Not Detected

J = Estimated value.

Container Type: NA - Not Applicable

eurofins | Air Toxics

Client Sample ID: Lab Blank

Lab ID#: 1301504B-18B

NATURAL GAS ANALYSIS BY MODIFIED ASTM D-1946

File Name:	**9020604b**	**Date of Collection: NA**	
Dil. Factor:	**1.00**	**Date of Analysis: 2/5/13 08:28 PM**	

Compound	Rpt. Limit (%)	Amount (%)
Helium	0.050	Not Detected

Container Type: NA - Not Applicable

eurofins | Air Toxics

Client Sample ID: LCS

Lab ID#: 1301504B-19A

NATURAL GAS ANALYSIS BY MODIFIED ASTM D-1946

File Name:	**9020603**	**Date of Collection: NA**	
Dil. Factor:	**1.00**	**Date of Analysis: 2/5/13 07:39 PM**	

Compound	%Recovery
Oxygen	102
Nitrogen	101
Carbon Monoxide	98
Methane	104
Carbon Dioxide	101
Ethane	106
Ethene	103
Helium	101

Container Type: NA - Not Applicable

eurofins | Air Toxics

Client Sample ID: LCSD

Lab ID#: 1301504B-19AA

NATURAL GAS ANALYSIS BY MODIFIED ASTM D-1946

File Name:	**9020631a**	**Date of Collection: NA**	
Dil. Factor:	**1.00**	**Date of Analysis: 2/6/13 04:57 PM**	

Compound	**%Recovery**
Oxygen	101
Nitrogen	101
Carbon Monoxide	95
Methane	113
Carbon Dioxide	97
Ethane	115
Ethene	112
Helium	100

Container Type: NA - Not Applicable

Shell Oil Products Chain Of Custody Record

URS

Air Toxics LTD.
Project Name: Roxana Soil Vapor
Project # 21562850.04001
Lab Vendor #

Please Check Appropriate Box:
☑ ENV SERVICES ☐ MOTIVA RETAIL ☐ SHELL RETAIL
☐ MOTIVA SD&CM ☐ CONSULTANT ☐ LUBES
☐ SHELL PIPELINE ☐ OTHER _____

Print Bill To Contact Name: Robert Mooshegian
PO #

INCIDENT # (ENV SERVICES) 9 7 2 1 6 6 4 0
SAP # 3 4 0 0 6 1

☐ CHECK IF NO INCIDENT # APPLIES
DATE: 01/25/13
PAGE: 2 of 3

SAMPLING COMPANY: URS CORPORATION
LOG CODE:
ADDRESS: 1001 HIGHLANDS PLAZA DRIVE WEST - SUITE 300; ST. LOUIS, MO 63110
Laboratory Address: Air Toxics, LTD 180 Blue Ravine Road, Suite B, Folsom, CA 95630-4719
TELEPHONE: 314-429-0100
FAX: 314-429-0462
CC To Contact E-MAIL: Robert.Mooshegian@urs.com

SITE ADDRESS: Street and City: 900 SOUTH CENTRAL AVE – ROXANA
State: IL
GLOBAL ID NO.:
EDF DELIVERABLE TO (Name, Company, Office Location): Elizabeth Kunkel, URS, St. Louis
PHONE NO.: 314-743-4179
E-MAIL: Elizabeth_Kunkel@URSCorp.com
CONSULTANT PROJECT NAME: Roxana Soil Vapor
M. Cumer, C. Kretzer, M. Mittermeyer, L. Rathnow, S. Jensen, E. Arthur, A. Doy, B. Lohan,

TURNAROUND TIME (CALENDAR DAYS):
☑ STANDARD (14 DAY) ☐ 5 DAYS ☐ 3 DAYS ☐ 2 DAYS ☐ 24 HOURS ☐ RESULTS NEEDED ON WEEKEND
☐ LA - RWQCB REPORT FORMAT ☑ UST AGENCY:
DELIVERABLES: ☐ LEVEL 1 ☐ LEVEL 2 ☐ LEVEL 3 ☑ LEVEL 4 ☐ OTHER (SPECIFY) _____

☑ SHELL CONTRACT RATE APPLIES
☐ STATE REIMBURSEMENT RATE APPLIES
☐ EDD NOT NEEDED
☑ RECEIPT VERIFICATION REQUESTED

REQUESTED ANALYSIS

Turn Around Time: ☑ Normal ☐ Rush
Specify

Lab Use Only
Pressurized by:
Date:
Pressurization Gas: N_2 He

LAB USE ONLY	Field Sample Identification	SAMPLING DATE	SAMPLING TIME	Canister Number	Canister Pressure/Vacuum Initial	Final	Receipt	Final (psi)	Modified TO-15 + Butane & Isopentane	ASTM D-1946 + Helium	ASTM D-1946
01A	VMP-20-5-012213	01/22/13	0940-1015	37792	-30	-5.5			X	X	
02A	VMP-20-10-012213	01/22/13	1100-1132	37757	-30	-5.5			X	X	
03A	VMP-20-25-012213	01/22/13	1403-1436	35635	-30	-6.5			X	X	
04A	VMP-22-5-012413	01/24/13	1007-1037	34102	-30	-9			X	X	
05A	VMP-22-10-012413	01/24/13	1052-1122	37350	-30	-9.5			X	X	
06A	VMP-22-18-012413	01/24/13	1141-1211	36405	-30	-9.5			X	X	
07A	VMP-22-38-012413	01/24/13	1231-1301	15751	-32	-9			X	X	
08A	VMP-23-5-012413	01/24/13	1008-1038	37698	-30	-8.5			X	X	
09A	VMP-23-10-012413	01/24/13	1053-1123	36381	-30	-7.5			X	X	
10A	VMP-23-25-012413	01/24/13	1143-1215	35645	-30	-7.5			X	X	

ADDITIONAL NOTES:
- 14 day hold time
- Report results between MDL and RL
- Level IV ECVP

Relinquished by: (Signature)	Received by: (Signature)	Date	Time
[signature]	FEDEX	1/25/13	17:30
	B Whittaker ATC 1/28/13 0945		

05/2/08 Revision

Fedex

Custody Seal Intact?
Y N None Temp_____

130150A

Shell Oil Products Chain Of Custody Record

URS

Air Toxics LTD.
Project Name: Roxana Soil Vapor
Project # 21562850.04001
Lab Vendor #

Please Check Appropriate Box:
☑ ENV. SERVICES ☐ MOTIVA RETAIL ☐ SHELL RETAIL
☐ MOTIVA S/S/CM ☐ CONSULTANT ☐ LUBES
☐ SHELL PIPELINE ☐ OTHER _____

Print Bill To Contact Name: Robert Mooshegian
PO #

INCIDENT # (ENV SERVICES): 9 7 2 1 6 6 4 0
SAP #: 3 4 0 0 6 1

☐ CHECK IF NO INCIDENT # APPLIES
DATE: 01/25/13
PAGE: 3 of 3

SAMPLING COMPANY: URS CORPORATION
JOB CODE:
ADDRESS: 1001 HIGHLANDS PLAZA DRIVE WEST - SUITE 300; ST. LOUIS, MO 63110
Laboratory Address: Air Toxics, LTD 180 Blue Ravine Road, Suite B, Folsom, CA 95630-4719
TELEPHONE: 314-429-0100
FAX: 314-429-0462
Bill To Contact E-MAIL: Robert.Mooshegian@urs.com

SITE ADDRESS: Street and City: 900 SOUTH CENTRAL AVE – ROXANA
State: IL
GLOBAL ID NO.:
EDF DELIVERABLE TO (Name, Company, Office Location): Elizabeth Kunkel, URS, St. Louis
PHONE NO.: 314-743-4179
E-MAIL: Elizabeth_Kunkel@URSCorp.com
CONSULTANT PROJECT NAME: Roxana Soil Vapor
M. Currier, C. Kretzer, M. Mittermeyer, L. Rathnow, S. Jansen, E. Arthur, A. Day, B. Lohan,

TURNAROUND TIME (CALENDAR DAYS):
☑ STANDARD (14 DAY) ☐ 5 DAYS ☐ 3 DAYS ☐ 2 DAYS ☐ 24 HOURS ☐ RESULTS NEEDED ON WEEKEND

☐ LA - RWQCS REPORT FORMAT ☑ UST AGENCY:

DELIVERABLES: ☐ LEVEL 1 ☐ LEVEL 2 ☐ LEVEL 3 ☑ LEVEL 4 ☐ OTHER (SPECIFY) _____

☑ SHELL CONTRACT RATE APPLIES
☐ STATE REIMBURSEMENT RATE APPLIES
☐ EDD NOT NEEDED
☑ RECEIPT VERIFICATION REQUESTED

REQUESTED ANALYSIS

Turn Around Time: ☑ Normal ☐ Rush Specify

Lab Use Only
Pressurized by:
Date:
Pressurization Gas: N_2 He

LAB USE ONLY	Field Sample Identification	SAMPLING DATE	SAMPLING TIME	Canister Number	Canister Pressure/Vacuum Initial	Final	Receipt	Final (psi)	Modified TO-15 + Butane & Isopentane	ASTM D-1946 + Helium	ASTM D-1946
11A	VMP-23-40-012413	01/24/13	1245-1315	37779	-30	-9.5			X	X	
12A	VMP-24-5-012313	01/23/13	1119-1149	34134	-30	-7			X	X	
13A	VMP-24-10-012313	01/23/13	1253-1323	36571	-30	-10			X	X	
14A	VMP-24-22-012313	01/23/13	1334-1404	34610	-30	-9.5			X	X	
15A	VMP-24-34-012313	01/23/13	1432-1502	33411	-29.5	-10			X	X	
16A	VMP-43-20-012413	01/24/13	1453-1523	37407	-30	-9.5			X	X	
17A	VMP-43-30-012413	01/24/13	1543-1613	31756	-29	-10			X	X	

ADDITIONAL NOTES:
- 14 day hold time
- Report results between MDL and RL
- Level IV ECVP

Relinquished by: (Signature)	Received by: (Signature)	Date:	Time:
Lindsay Rathnow	FEDEX	1/25/13	17:30
	B Wuttoker ATL 1/28/13 0945		

05/2/06 Revision

Fedex
Custody Seal Intact?
(Y) N None Temp_____

SVE System O&M 2013 Data Review

Laboratory SDG: 1301530A,B,C

Data Reviewer: Elizabeth Kunkel

Peer Reviewer: Steve Gragert

Date Reviewed: 2/25/2013

Guidance: USEPA National Functional Guidelines for Superfund Organic Methods Data Review 2008

Sample Identification	Sample Identification
EXH-SVE-01162013	MainHeader-SVE-01162013
PWHeader-SVE-01162013	

1.0 Data Package Completeness

Were all items delivered as specified in the QAPP and COC as appropriate?

Yes

2.0 Laboratory Case Narrative \ Cooler Receipt Form

Were problems noted in the laboratory case narrative or cooler receipt form?

Yes, the laboratory case narrative indicated samples MainHeader-SVE-01162013 and PWHeader-SVE-01162013 were diluted due to high levels of target analytes. Recovery of the surrogate fluorobenzene was outside evaluation criteria for TPH sample MainHeader-SVE-01162013 due to high levels of hydrocarbon matrix interference. Although not indicated in the laboratory case narrative, analytes were detected in the method blank. The CCV recovery for ethanol was outside evaluation criteria. These issues are addressed further in the appropriate sections below.

The cooler receipt form did not indicate any problems.

3.0 Holding Times

Were samples extracted/analyzed within applicable limits?

Yes

4.0 Blank Contamination

Were any analytes detected in the Blanks?

Yes

Blank ID	Parameter	Analyte	Concentration/Amount
1301530A-04A	TO-15	Bromomethane	0.26 ppbv / 1.0 µg/m^3
1301530A-04A	TO-15	Ethanol	0.61 ppbv / 1.1 µg/m^3
1301530A-04A	TO-15	Carbon disulfide	0.34 ppbv / 1.1 µg/m^3
1301530A-04A	TO-15	Methylene chloride	0.25 ppbv / 0.88 µg/m^3
1301530A-04A	TO-15	2,2,4-Trimethylpentane	0.15 ppbv / 0.71 µg/m^3
1301530A-04A	TO-15	Toluene	0.060 ppbv / 0.23 µg/m^3
1301530A-04A	TO-15	1,3-Dichlorobenzene	0.11 ppbv / 0.66 µg/m^3

Blank ID	Parameter	Analyte	Concentration/Amount
1301530A-04A	TO-15	1,4-Dichlorobenzene	0.096 ppbv / 0.58 µg/m^3
1301530A-04A	TO-15	1,2,4-Trichlorobenzene	0.33 ppbv / 2.4 µg/m^3
1301530A-04B	TO-15	Methylene chloride	1.0 ppbv / 3.6 µg/m^3
1301530A-04B	TO-15	1,4-Dichlorobenzene	1.0 ppbv / 6.4 µg/m^3
1301530A-04B	TO-15	alpha-Chlorotoluene	1.0 ppbv / 5.4 µg/m^3
1301530A-04B	TO-15	1,2,4-Trichlorobenzene	12 ppbv / 86 µg/m^3
1301530A-04B	TO-15	Hexachlorobutadiene	13 ppbv / 140 µg/m^3
1301530B-04A	TO-3	TPH (C2-C10)	0.014 ppmv/ 0.056 µg/L
1301530C-04A	ASTM D-1945	Nitrogen	0.068%

Qualifications due to blank contamination are included in the table below. Analytical data that were reported non-detect or at concentrations greater than five times (5X) the associated blank concentration did not require qualification.

Sample ID	Parameter	Analyte	New Reporting Limit (RL)	Qualification
EXH-SVE-01162013	TO-15	Carbon disulfide	-	**U**
EXH-SVE-01162013	TO-15	Methylene chloride	-	**U**
EXH-SVE-01162013	TO-15	1,3-Dichlorobenzene	-	**U**
EXH-SVE-01162013	TO-15	1,4-Dichlorobenzene	-	**U**
EXH-SVE-01162013	TO-15	1,2,4-Trichlorobenzene	-	**U**

5.0 Laboratory Control Sample

Were LCS recoveries within evaluation criteria?

Yes

6.0 Surrogate Recoveries

Were surrogate recoveries within evaluation criteria?

No

Sample ID	Parameter	Surrogate	Recovery (%)	Criteria (%)
MainHeader-SVE-01162013	TO-3	Fluorobenzene	**166**	75-150

Analytical data that required qualification based on surrogate data are included in the table below.

Sample ID	Parameter	Analyte	Qualification
MainHeader-SVE-01162013	TO-3	TPH (C2-C10) ref. to gasoline	**J**

7.0 Matrix Spike and Matrix Spike Duplicate Recoveries

Were MS/MSD samples analyzed as part of this SDG?

MS/MSD samples are not applicable for vapor samples due to the inability to spike the samples in summa canisters.

8.0 Laboratory Duplicate Results

Were laboratory duplicate samples collected as part of this SDG?

No

9.0 Field Duplicate Results

Were field duplicate samples collected as part of this SDG?

No

10.0 Sample Dilutions

For samples that were diluted and nondetect, were undiluted results also reported?

Not applicable; analytes were detected in samples that were diluted.

11.0 Additional Qualifications

Were additional qualifications applied?

Yes, continuing calibration verification (CCV) recoveries listed in the table below were above evaluation criteria.

CCV ID	Parameter	Analyte	CCV Recovery	CCV Criteria
1301530A-05B	TO-15	Ethanol	**138**	70-130

Analytical data that required qualification based on CCV data are included in the table below. Analytical data reported as non-detect and associated with LCS recoveries above evaluation criteria, indicating a possible high bias, did not require qualification.

Field ID	Parameter	Analyte	Qualification
EXH-SVE-01162013	TO-15	Ethanol	**J**
MainHeader-SVE-01162013	TO-15	Ethanol	**J**

eurofins | Air Toxics

2/15/2013
Ms. Elizabeth Kunkel
URS Corporation
1001 Highlands Plaza Dr. West
Suite 300
St. Louis MO 63110

Project Name: Roxana SVE O&M
Project #: 21562850.05000
Workorder #: 1301530A

Dear Ms. Elizabeth Kunkel

The following report includes the data for the above referenced project for sample(s) received on 1/30/2013 at Air Toxics Ltd.

The data and associated QC analyzed by Modified TO-15 are compliant with the project requirements or laboratory criteria with the exception of the deviations noted in the attached case narrative.

Thank you for choosing Air Toxics Ltd. for your air analysis needs. Air Toxics Ltd. is committed to providing accurate data of the highest quality. Please feel free to contact the Project Manager: Kelly Buettner at 916-985-1000 if you have any questions regarding the data in this report.

Regards,

Kelly Buettner

Project Manager

Reviewed
on
2/25/2013

eurofins | Air Toxics

WORK ORDER #: 1301530A

Work Order Summary

CLIENT:	Ms. Elizabeth Kunkel URS Corporation 1001 Highlands Plaza Dr. West Suite 300 St. Louis, MO 63110	**BILL TO:**	Accounts Payable Austin URS Corporation P.O. BOX 203970 Austin, TX 78720-1088
PHONE:	314-743-4179	**P.O. #**	
FAX:		**PROJECT #**	21562850.05000 Roxana SVE O&M
DATE RECEIVED:	01/30/2013	**CONTACT:**	Kelly Buettner
DATE COMPLETED:	02/15/2013		

FRACTION #	NAME	TEST	RECEIPT VAC./PRES.	FINAL PRESSURE
01A	EXH-SVE-01162013	Modified TO-15	8.5 "Hg	15 psi
02A	MainHeader-SVE-01162013	Modified TO-15	9.5 "Hg	15 psi
03A	PWHeader-SVE-01162013	Modified TO-15	9.5 "Hg	15 psi
04A	Lab Blank	Modified TO-15	NA	NA
04B	Lab Blank	Modified TO-15	NA	NA
05A	CCV	Modified TO-15	NA	NA
05B	CCV	Modified TO-15	NA	NA
06A	LCS	Modified TO-15	NA	NA
06AA	LCSD	Modified TO-15	NA	NA
06B	LCS	Modified TO-15	NA	NA
06BB	LCSD	Modified TO-15	NA	NA

CERTIFIED BY: Heidi Rogers DATE: 02/15/13

Technical Director

Certfication numbers: AZ Licensure AZ0775, CA NELAP - 12282CA, NY NELAP - 11291,
TX NELAP - T104704434-12-5, UT NELAP CA009332012-3, WA NELAP - C935
Name of Accrediting Agency: NELAP/ORELAP (Oregon Environmental Laboratory Accreditation Program)
Accreditation number: CA300005, Effective date: 10/18/2011, Expiration date: 10/17/2012.
Eurofins Air Toxics Ltd. certifies that the test results contained in this report meet all requirements of the NELAC standards

This report shall not be reproduced, except in full, without the written approval of Eurofins Air Toxics, Inc.

180 BLUE RAVINE ROAD, SUITE B FOLSOM, CA - 9563
(916) 985-1000 . (800) 985-5955 . FAX (916) 985-1020

LABORATORY NARRATIVE
EPA Method TO-15
URS Corporation
Workorder# 1301530A

Three 1 Liter Summa Canister samples were received on January 30, 2013. The laboratory performed analysis via EPA Method TO-15 using GC/MS in the full scan mode.

This workorder was independently validated prior to submittal using 'USEPA National Functional Guidelines' as generally applied to the analysis of volatile organic compounds in air. A rules-based, logic driven, independent validation engine was employed to assess completeness, evaluate pass/fail of relevant project quality control requirements and verification of all quantified amounts.

Receiving Notes

There were no receiving discrepancies.

Analytical Notes

As per client project requirements, the laboratory has reported estimated values for target compound hits that are below the Reporting Limit but greater than the Method Detection Limit. Concentrations that are below the level at which the canister was certified may be false positives.

Dilution was performed on samples MainHeader-SVE-01162013 and PWHeader-SVE-01162013 due to the presence of high level target species.

All Quality Control Limit exceedances and affected sample results are noted by flags. Each flag is defined at the bottom of this Case Narrative and on each Sample Result Summary page. Target compound non-detects in the samples that are associated with high bias in QC analyses have not been flagged.

Definition of Data Qualifying Flags

Eight qualifiers may have been used on the data analysis sheets and indicates as follows:

B - Compound present in laboratory blank greater than reporting limit (background subtraction not performed).

J - Estimated value.

E - Exceeds instrument calibration range.

S - Saturated peak.

Q - Exceeds quality control limits.

U - Compound analyzed for but not detected above the reporting limit.

UJ- Non-detected compound associated with low bias in the CCV and/or LCS.

N - The identification is based on presumptive evidence.

File extensions may have been used on the data analysis sheets and indicates as follows:

a-File was requantified

b-File was quantified by a second column and detector

r1-File was requantified for the purpose of reissue

eurofins | Air Toxics

Summary of Detected Compounds
EPA METHOD TO-15 GC/MS FULL SCAN

Client Sample ID: EXH-SVE-01162013

Lab ID#: 1301530A-01A

Compound	Rpt. Limit (ppbv)	Amount (ppbv)	Rpt. Limit (ug/m3)	Amount (ug/m3)
Ethanol	5.6	3.0 J J	11	5.7 J J
Acetone	14	5.9 J	33	14 J
2-Propanol	5.6	0.70 J	14	1.7 J
Carbon Disulfide	5.6	~~1.3 J~~ U	18	~~4.0 J~~ U
Methylene Chloride	14	~~0.36 J~~ U	49	~~1.3 J~~ U
Hexane	1.4	87	5.0	310
2-Butanone (Methyl Ethyl Ketone)	5.6	1.2 J	17	3.4 J
Cyclohexane	1.4	21	4.8	72
2,2,4-Trimethylpentane	1.4	76	6.6	360
Benzene	1.4	91	4.5	290
Heptane	1.4	18	5.8	72
Toluene	1.4	7.6	5.3	29
Tetrachloroethene	1.4	0.77 J	9.6	5.2 J
Ethyl Benzene	1.4	2.2	6.1	9.7
m,p-Xylene	1.4	5.2	6.1	22
o-Xylene	1.4	1.1 J	6.1	4.9 J
Cumene	1.4	0.43 J	6.9	2.1 J
Propylbenzene	1.4	0.30 J	6.9	1.5 J
4-Ethyltoluene	1.4	0.40 J	6.9	2.0 J
1,3,5-Trimethylbenzene	1.4	0.26 J	6.9	1.3 J
1,2,4-Trimethylbenzene	1.4	0.60 J	6.9	2.9 J
1,3-Dichlorobenzene	1.4	~~0.23 J~~ U	8.5	~~1.4 J~~ U
1,4-Dichlorobenzene	1.4	~~0.30 J~~ U	8.5	~~1.8 J~~ U
1,2,4-Trichlorobenzene	5.6	~~0.55 J~~ U	42	~~4.1 J~~ U
Butane	5.6	210	13	510
Isopentane	5.6	340	17	1000

Client Sample ID: MainHeader-SVE-01162013

Lab ID#: 1301530A-02A

Compound	Rpt. Limit (ppbv)	Amount (ppbv)	Rpt. Limit (ug/m3)	Amount (ug/m3)
Ethanol	12000	2200 J J	22000	4200 J J
Acetone	12000	4000 J	28000	9400 J

Summary of Detected Compounds
EPA METHOD TO-15 GC/MS

Client Sample ID: MainHeader-SVE-01162013

Lab ID#: 1301530A-02A

2-Propanol	12000	730 J	29000	1800 J
Methylene Chloride	3000	1300 J	10000	4600 J
Methyl tert-butyl ether	3000	350 J	11000	1300 J
Hexane	3000	620000	10000	2200000
Cyclohexane	3000	120000	10000	410000
2,2,4-Trimethylpentane	3000	390000	14000	1800000
Benzene	3000	34000	9400	110000
Heptane	3000	100000	12000	420000
Toluene	3000	28000	11000	100000
Ethyl Benzene	3000	3100	13000	14000
m,p-Xylene	3000	5500	13000	24000
o-Xylene	3000	910 J	13000	4000 J
Butane	12000	1800000	28000	4200000
Isopentane	12000	2300000	35000	6800000

Client Sample ID: PWHeader-SVE-01162013

Lab ID#: 1301530A-03A

Compound	Rpt. Limit (ppbv)	Amount (ppbv)	Rpt. Limit (ug/m3)	Amount (ug/m3)
Methylene Chloride	1500	480 J	5100	1600 J
Hexane	1500	65000	5200	230000
cis-1,2-Dichloroethene	1500	420 J	5900	1600 J
Cyclohexane	1500	14000	5100	48000
2,2,4-Trimethylpentane	1500	44000	6900	210000
Benzene	1500	370000	4700	1200000
Heptane	1500	7400	6100	30000
Trichloroethene	1500	350 J	8000	1900 J
Toluene	1500	320 J	5600	1200 J
Tetrachloroethene	1500	3500	10000	24000
Butane	5900	420000	14000	990000
Isopentane	5900	780000	17000	2300000

eurofins | Air Toxics

Client Sample ID: EXH-SVE-01162013

Lab ID#: 1301530A-01A

EPA METHOD TO-15 GC/MS FULL SCAN

File Name:	**p013017**	**Date of Collection:**	**1/16/13 9:25:00 AM**
Dil. Factor:	**2.82**	**Date of Analysis:**	**1/30/13 08:00 PM**

Compound	Rpt. Limit (ppbv)	Amount (ppbv)	Rpt. Limit (ug/m3)	Amount (ug/m3)
Freon 12	1.4	Not Detected	7.0	Not Detected
Freon 114	1.4	Not Detected	9.8	Not Detected
Chloromethane	14	Not Detected	29	Not Detected
Vinyl Chloride	1.4	Not Detected	3.6	Not Detected
1,3-Butadiene	1.4	Not Detected	3.1	Not Detected
Bromomethane	14	Not Detected	55	Not Detected
Chloroethane	5.6	Not Detected	15	Not Detected
Freon 11	1.4	Not Detected	7.9	Not Detected
Ethanol	5.6	3.0 J J	11	5.7 J J
Freon 113	1.4	Not Detected	11	Not Detected
1,1-Dichloroethene	1.4	Not Detected	5.6	Not Detected
Acetone	14	5.9 J	33	14 J
2-Propanol	5.6	0.70 J	14	1.7 J
Carbon Disulfide	5.6	~~1.3 J~~ U	18	~~4.0 J~~ U
3-Chloropropene	5.6	Not Detected	18	Not Detected
Methylene Chloride	14	~~0.36 J~~ U	49	~~1.3 J~~ U
Methyl tert-butyl ether	1.4	Not Detected	5.1	Not Detected
trans-1,2-Dichloroethene	1.4	Not Detected	5.6	Not Detected
Hexane	1.4	87	5.0	310
1,1-Dichloroethane	1.4	Not Detected	5.7	Not Detected
2-Butanone (Methyl Ethyl Ketone)	5.6	1.2 J	17	3.4 J
cis-1,2-Dichloroethene	1.4	Not Detected	5.6	Not Detected
Tetrahydrofuran	1.4	Not Detected	4.2	Not Detected
Chloroform	1.4	Not Detected	6.9	Not Detected
1,1,1-Trichloroethane	1.4	Not Detected	7.7	Not Detected
Cyclohexane	1.4	21	4.8	72
Carbon Tetrachloride	1.4	Not Detected	8.9	Not Detected
2,2,4-Trimethylpentane	1.4	76	6.6	360
Benzene	1.4	91	4.5	290
1,2-Dichloroethane	1.4	Not Detected	5.7	Not Detected
Heptane	1.4	18	5.8	72
Trichloroethene	1.4	Not Detected	7.6	Not Detected
1,2-Dichloropropane	1.4	Not Detected	6.5	Not Detected
1,4-Dioxane	5.6	Not Detected	20	Not Detected
Bromodichloromethane	1.4	Not Detected	9.4	Not Detected
cis-1,3-Dichloropropene	1.4	Not Detected	6.4	Not Detected
4-Methyl-2-pentanone	1.4	Not Detected	5.8	Not Detected
Toluene	1.4	7.6	5.3	29
trans-1,3-Dichloropropene	1.4	Not Detected	6.4	Not Detected
1,1,2-Trichloroethane	1.4	Not Detected	7.7	Not Detected
Tetrachloroethene	1.4	0.77 J	9.6	5.2 J
2-Hexanone	5.6	Not Detected	23	Not Detected

eurofins | Air Toxics

Client Sample ID: EXH-SVE-01162013

Lab ID#: 1301530A-01A

EPA METHOD TO-15 GC/MS FULL SCAN

File Name:	**p013017**	**Date of Collection:**	**1/16/13 9:25:00 AM**
Dil. Factor:	**2.82**	**Date of Analysis:**	**1/30/13 08:00 PM**

Compound	Rpt. Limit (ppbv)	Amount (ppbv)	Rpt. Limit (ug/m3)	Amount (ug/m3)
Dibromochloromethane	1.4	Not Detected	12	Not Detected
1,2-Dibromoethane (EDB)	1.4	Not Detected	11	Not Detected
Chlorobenzene	1.4	Not Detected	6.5	Not Detected
Ethyl Benzene	1.4	2.2	6.1	9.7
m,p-Xylene	1.4	5.2	6.1	22
o-Xylene	1.4	1.1 J	6.1	4.9 J
Styrene	1.4	Not Detected	6.0	Not Detected
Bromoform	1.4	Not Detected	14	Not Detected
Cumene	1.4	0.43 J	6.9	2.1 J
1,1,2,2-Tetrachloroethane	1.4	Not Detected	9.7	Not Detected
Propylbenzene	1.4	0.30 J	6.9	1.5 J
4-Ethyltoluene	1.4	0.40 J	6.9	2.0 J
1,3,5-Trimethylbenzene	1.4	0.26 J	6.9	1.3 J
1,2,4-Trimethylbenzene	1.4	0.60 J	6.9	2.9 J
1,3-Dichlorobenzene	1.4	~~0.23 J~~ U	8.5	~~1.4 J~~ U
1,4-Dichlorobenzene	1.4	~~0.30 J~~ U	8.5	~~1.8 J~~ U
alpha-Chlorotoluene	1.4	Not Detected	7.3	Not Detected
1,2-Dichlorobenzene	1.4	Not Detected	8.5	Not Detected
1,2,4-Trichlorobenzene	5.6	~~0.55 J~~ U	42	~~4.1 J~~ U
Hexachlorobutadiene	5.6	Not Detected	60	Not Detected
Butane	5.6	210	13	510
Isopentane	5.6	340	17	1000

J = Estimated value.

Container Type: 1 Liter Summa Canister

Surrogates	%Recovery	Method Limits
Toluene-d8	120	70-130
1,2-Dichloroethane-d4	103	70-130
4-Bromofluorobenzene	83	70-130

eurofins | Air Toxics

Client Sample ID: MainHeader-SVE-01162013

Lab ID#: 1301530A-02A

EPA METHOD TO-15 GC/MS

File Name:	**14013028**	**Date of Collection:**	**1/16/13 9:35:00 AM**
Dil. Factor:	**592**	**Date of Analysis:**	**1/30/13 10:08 PM**

Compound	Rpt. Limit (ppbv)	Amount (ppbv)	Rpt. Limit (ug/m3)	Amount (ug/m3)
Freon 12	3000	Not Detected	15000	Not Detected
Freon 114	3000	Not Detected	21000	Not Detected
Chloromethane	12000	Not Detected	24000	Not Detected
Vinyl Chloride	3000	Not Detected	7600	Not Detected
1,3-Butadiene	3000	Not Detected	6500	Not Detected
Bromomethane	3000	Not Detected	11000	Not Detected
Chloroethane	12000	Not Detected	31000	Not Detected
Freon 11	3000	Not Detected	17000	Not Detected
Ethanol	12000	2200 J J	22000	4200 J J
Freon 113	3000	Not Detected	23000	Not Detected
1,1-Dichloroethene	3000	Not Detected	12000	Not Detected
Acetone	12000	4000 J	28000	9400 J
2-Propanol	12000	730 J	29000	1800 J
Carbon Disulfide	3000	Not Detected	9200	Not Detected
3-Chloropropene	12000	Not Detected	37000	Not Detected
Methylene Chloride	3000	1300 J	10000	4600 J
Methyl tert-butyl ether	3000	350 J	11000	1300 J
trans-1,2-Dichloroethene	3000	Not Detected	12000	Not Detected
Hexane	3000	620000	10000	2200000
1,1-Dichloroethane	3000	Not Detected	12000	Not Detected
2-Butanone (Methyl Ethyl Ketone)	12000	Not Detected	35000	Not Detected
cis-1,2-Dichloroethene	3000	Not Detected	12000	Not Detected
Tetrahydrofuran	3000	Not Detected	8700	Not Detected
Chloroform	3000	Not Detected	14000	Not Detected
1,1,1-Trichloroethane	3000	Not Detected	16000	Not Detected
Cyclohexane	3000	120000	10000	410000
Carbon Tetrachloride	3000	Not Detected	19000	Not Detected
2,2,4-Trimethylpentane	3000	390000	14000	1800000
Benzene	3000	34000	9400	110000
1,2-Dichloroethane	3000	Not Detected	12000	Not Detected
Heptane	3000	100000	12000	420000
Trichloroethene	3000	Not Detected	16000	Not Detected
1,2-Dichloropropane	3000	Not Detected	14000	Not Detected
1,4-Dioxane	12000	Not Detected	43000	Not Detected
Bromodichloromethane	3000	Not Detected	20000	Not Detected
cis-1,3-Dichloropropene	3000	Not Detected	13000	Not Detected
4-Methyl-2-pentanone	3000	Not Detected	12000	Not Detected
Toluene	3000	28000	11000	100000
trans-1,3-Dichloropropene	3000	Not Detected	13000	Not Detected
1,1,2-Trichloroethane	3000	Not Detected	16000	Not Detected
Tetrachloroethene	3000	Not Detected	20000	Not Detected
2-Hexanone	12000	Not Detected	48000	Not Detected

Client Sample ID: MainHeader-SVE-01162013

Lab ID#: 1301530A-02A

EPA METHOD TO-15 GC/MS

File Name:	**14013028**	**Date of Collection:**	**1/16/13 9:35:00 AM**
Dil. Factor:	**592**	**Date of Analysis:**	**1/30/13 10:08 PM**

Compound	Rpt. Limit (ppbv)	Amount (ppbv)	Rpt. Limit (ug/m3)	Amount (ug/m3)
Dibromochloromethane	3000	Not Detected	25000	Not Detected
1,2-Dibromoethane (EDB)	3000	Not Detected	23000	Not Detected
Chlorobenzene	3000	Not Detected	14000	Not Detected
Ethyl Benzene	3000	3100	13000	14000
m,p-Xylene	3000	5500	13000	24000
o-Xylene	3000	910 J	13000	4000 J
Styrene	3000	Not Detected	13000	Not Detected
Bromoform	3000	Not Detected	31000	Not Detected
Cumene	3000	Not Detected	14000	Not Detected
1,1,2,2-Tetrachloroethane	3000	Not Detected	20000	Not Detected
Propylbenzene	3000	Not Detected	14000	Not Detected
4-Ethyltoluene	3000	Not Detected	14000	Not Detected
1,3,5-Trimethylbenzene	3000	Not Detected	14000	Not Detected
1,2,4-Trimethylbenzene	3000	Not Detected	14000	Not Detected
1,3-Dichlorobenzene	3000	Not Detected	18000	Not Detected
1,4-Dichlorobenzene	3000	Not Detected	18000	Not Detected
alpha-Chlorotoluene	3000	Not Detected	15000	Not Detected
1,2-Dichlorobenzene	3000	Not Detected	18000	Not Detected
1,2,4-Trichlorobenzene	12000	Not Detected	88000	Not Detected
Hexachlorobutadiene	12000	Not Detected	130000	Not Detected
Butane	12000	1800000	28000	4200000
Isopentane	12000	2300000	35000	6800000

J = Estimated value.

Container Type: 1 Liter Summa Canister

Surrogates	%Recovery	Method Limits
1,2-Dichloroethane-d4	116	70-130
Toluene-d8	100	70-130
4-Bromofluorobenzene	102	70-130

eurofins | Air Toxics

Client Sample ID: PWHeader-SVE-01162013

Lab ID#: 1301530A-03A

EPA METHOD TO-15 GC/MS

File Name:	**14013026**	**Date of Collection:**	**1/16/13 9:30:00 AM**
Dil. Factor:	**296**	**Date of Analysis:**	**1/30/13 09:19 PM**

Compound	Rpt. Limit (ppbv)	Amount (ppbv)	Rpt. Limit (ug/m3)	Amount (ug/m3)
Freon 12	1500	Not Detected	7300	Not Detected
Freon 114	1500	Not Detected	10000	Not Detected
Chloromethane	5900	Not Detected	12000	Not Detected
Vinyl Chloride	1500	Not Detected	3800	Not Detected
1,3-Butadiene	1500	Not Detected	3300	Not Detected
Bromomethane	1500	Not Detected	5700	Not Detected
Chloroethane	5900	Not Detected	16000	Not Detected
Freon 11	1500	Not Detected	8300	Not Detected
Ethanol	5900	Not Detected	11000	Not Detected
Freon 113	1500	Not Detected	11000	Not Detected
1,1-Dichloroethene	1500	Not Detected	5900	Not Detected
Acetone	5900	Not Detected	14000	Not Detected
2-Propanol	5900	Not Detected	14000	Not Detected
Carbon Disulfide	1500	Not Detected	4600	Not Detected
3-Chloropropene	5900	Not Detected	18000	Not Detected
Methylene Chloride	1500	480 J	5100	1600 J
Methyl tert-butyl ether	1500	Not Detected	5300	Not Detected
trans-1,2-Dichloroethene	1500	Not Detected	5900	Not Detected
Hexane	1500	65000	5200	230000
1,1-Dichloroethane	1500	Not Detected	6000	Not Detected
2-Butanone (Methyl Ethyl Ketone)	5900	Not Detected	17000	Not Detected
cis-1,2-Dichloroethene	1500	420 J	5900	1600 J
Tetrahydrofuran	1500	Not Detected	4400	Not Detected
Chloroform	1500	Not Detected	7200	Not Detected
1,1,1-Trichloroethane	1500	Not Detected	8100	Not Detected
Cyclohexane	1500	14000	5100	48000
Carbon Tetrachloride	1500	Not Detected	9300	Not Detected
2,2,4-Trimethylpentane	1500	44000	6900	210000
Benzene	1500	370000	4700	1200000
1,2-Dichloroethane	1500	Not Detected	6000	Not Detected
Heptane	1500	7400	6100	30000
Trichloroethene	1500	350 J	8000	1900 J
1,2-Dichloropropane	1500	Not Detected	6800	Not Detected
1,4-Dioxane	5900	Not Detected	21000	Not Detected
Bromodichloromethane	1500	Not Detected	9900	Not Detected
cis-1,3-Dichloropropene	1500	Not Detected	6700	Not Detected
4-Methyl-2-pentanone	1500	Not Detected	6100	Not Detected
Toluene	1500	320 J	5600	1200 J
trans-1,3-Dichloropropene	1500	Not Detected	6700	Not Detected
1,1,2-Trichloroethane	1500	Not Detected	8100	Not Detected
Tetrachloroethene	1500	3500	10000	24000
2-Hexanone	5900	Not Detected	24000	Not Detected

eurofins | Air Toxics

Client Sample ID: PWHeader-SVE-01162013

Lab ID#: 1301530A-03A

EPA METHOD TO-15 GC/MS

File Name:	**14013026**	**Date of Collection: 1/16/13 9:30:00 AM**	
Dil. Factor:	**296**	**Date of Analysis: 1/30/13 09:19 PM**	

Compound	Rpt. Limit (ppbv)	Amount (ppbv)	Rpt. Limit (ug/m3)	Amount (ug/m3)
Dibromochloromethane	1500	Not Detected	13000	Not Detected
1,2-Dibromoethane (EDB)	1500	Not Detected	11000	Not Detected
Chlorobenzene	1500	Not Detected	6800	Not Detected
Ethyl Benzene	1500	Not Detected	6400	Not Detected
m,p-Xylene	1500	Not Detected	6400	Not Detected
o-Xylene	1500	Not Detected	6400	Not Detected
Styrene	1500	Not Detected	6300	Not Detected
Bromoform	1500	Not Detected	15000	Not Detected
Cumene	1500	Not Detected	7300	Not Detected
1,1,2,2-Tetrachloroethane	1500	Not Detected	10000	Not Detected
Propylbenzene	1500	Not Detected	7300	Not Detected
4-Ethyltoluene	1500	Not Detected	7300	Not Detected
1,3,5-Trimethylbenzene	1500	Not Detected	7300	Not Detected
1,2,4-Trimethylbenzene	1500	Not Detected	7300	Not Detected
1,3-Dichlorobenzene	1500	Not Detected	8900	Not Detected
1,4-Dichlorobenzene	1500	Not Detected	8900	Not Detected
alpha-Chlorotoluene	1500	Not Detected	7700	Not Detected
1,2-Dichlorobenzene	1500	Not Detected	8900	Not Detected
1,2,4-Trichlorobenzene	5900	Not Detected	44000	Not Detected
Hexachlorobutadiene	5900	Not Detected	63000	Not Detected
Butane	5900	420000	14000	990000
Isopentane	5900	780000	17000	2300000

J = Estimated value.

Container Type: 1 Liter Summa Canister

Surrogates	%Recovery	Method Limits
1,2-Dichloroethane-d4	117	70-130
Toluene-d8	98	70-130
4-Bromofluorobenzene	103	70-130

Client Sample ID: Lab Blank

Lab ID#: 1301530A-04A

EPA METHOD TO-15 GC/MS FULL SCAN

File Name:	**p013009a**	**Date of Collection: NA**	
Dil. Factor:	**1.00**	**Date of Analysis: 1/30/13 01:41 PM**	

Compound	Rpt. Limit (ppbv)	Amount (ppbv)	Rpt. Limit (ug/m3)	Amount (ug/m3)
Freon 12	0.50	Not Detected	2.5	Not Detected
Freon 114	0.50	Not Detected	3.5	Not Detected
Chloromethane	5.0	Not Detected	10	Not Detected
Vinyl Chloride	0.50	Not Detected	1.3	Not Detected
1,3-Butadiene	0.50	Not Detected	1.1	Not Detected
Bromomethane	5.0	0.26 J	19	1.0 J
Chloroethane	2.0	Not Detected	5.3	Not Detected
Freon 11	0.50	Not Detected	2.8	Not Detected
Ethanol	2.0	0.61 J	3.8	1.1 J
Freon 113	0.50	Not Detected	3.8	Not Detected
1,1-Dichloroethene	0.50	Not Detected	2.0	Not Detected
Acetone	5.0	Not Detected	12	Not Detected
2-Propanol	2.0	Not Detected	4.9	Not Detected
Carbon Disulfide	2.0	0.34 J	6.2	1.1 J
3-Chloropropene	2.0	Not Detected	6.3	Not Detected
Methylene Chloride	5.0	0.25 J	17	0.88 J
Methyl tert-butyl ether	0.50	Not Detected	1.8	Not Detected
trans-1,2-Dichloroethene	0.50	Not Detected	2.0	Not Detected
Hexane	0.50	Not Detected	1.8	Not Detected
1,1-Dichloroethane	0.50	Not Detected	2.0	Not Detected
2-Butanone (Methyl Ethyl Ketone)	2.0	Not Detected	5.9	Not Detected
cis-1,2-Dichloroethene	0.50	Not Detected	2.0	Not Detected
Tetrahydrofuran	0.50	Not Detected	1.5	Not Detected
Chloroform	0.50	Not Detected	2.4	Not Detected
1,1,1-Trichloroethane	0.50	Not Detected	2.7	Not Detected
Cyclohexane	0.50	Not Detected	1.7	Not Detected
Carbon Tetrachloride	0.50	Not Detected	3.1	Not Detected
2,2,4-Trimethylpentane	0.50	0.15 J	2.3	0.71 J
Benzene	0.50	Not Detected	1.6	Not Detected
1,2-Dichloroethane	0.50	Not Detected	2.0	Not Detected
Heptane	0.50	Not Detected	2.0	Not Detected
Trichloroethene	0.50	Not Detected	2.7	Not Detected
1,2-Dichloropropane	0.50	Not Detected	2.3	Not Detected
1,4-Dioxane	2.0	Not Detected	7.2	Not Detected
Bromodichloromethane	0.50	Not Detected	3.4	Not Detected
cis-1,3-Dichloropropene	0.50	Not Detected	2.3	Not Detected
4-Methyl-2-pentanone	0.50	Not Detected	2.0	Not Detected
Toluene	0.50	0.060 J	1.9	0.23 J
trans-1,3-Dichloropropene	0.50	Not Detected	2.3	Not Detected
1,1,2-Trichloroethane	0.50	Not Detected	2.7	Not Detected
Tetrachloroethene	0.50	Not Detected	3.4	Not Detected
2-Hexanone	2.0	Not Detected	8.2	Not Detected

eurofins | Air Toxics

Client Sample ID: Lab Blank

Lab ID#: 1301530A-04A

EPA METHOD TO-15 GC/MS FULL SCAN

File Name:	**p013009a**	**Date of Collection: NA**	
Dil. Factor:	**1.00**	**Date of Analysis: 1/30/13 01:41 PM**	

Compound	Rpt. Limit (ppbv)	Amount (ppbv)	Rpt. Limit (ug/m3)	Amount (ug/m3)
Dibromochloromethane	0.50	Not Detected	4.2	Not Detected
1,2-Dibromoethane (EDB)	0.50	Not Detected	3.8	Not Detected
Chlorobenzene	0.50	Not Detected	2.3	Not Detected
Ethyl Benzene	0.50	Not Detected	2.2	Not Detected
m,p-Xylene	0.50	Not Detected	2.2	Not Detected
o-Xylene	0.50	Not Detected	2.2	Not Detected
Styrene	0.50	Not Detected	2.1	Not Detected
Bromoform	0.50	Not Detected	5.2	Not Detected
Cumene	0.50	Not Detected	2.4	Not Detected
1,1,2,2-Tetrachloroethane	0.50	Not Detected	3.4	Not Detected
Propylbenzene	0.50	Not Detected	2.4	Not Detected
4-Ethyltoluene	0.50	Not Detected	2.4	Not Detected
1,3,5-Trimethylbenzene	0.50	Not Detected	2.4	Not Detected
1,2,4-Trimethylbenzene	0.50	Not Detected	2.4	Not Detected
1,3-Dichlorobenzene	0.50	0.11 J	3.0	0.66 J
1,4-Dichlorobenzene	0.50	0.096 J	3.0	0.58 J
alpha-Chlorotoluene	0.50	Not Detected	2.6	Not Detected
1,2-Dichlorobenzene	0.50	Not Detected	3.0	Not Detected
1,2,4-Trichlorobenzene	2.0	0.33 J	15	2.4 J
Hexachlorobutadiene	2.0	Not Detected	21	Not Detected
Butane	2.0	Not Detected	4.8	Not Detected
Isopentane	2.0	Not Detected	5.9	Not Detected

J = Estimated value.

Container Type: NA - Not Applicable

Surrogates	%Recovery	Method Limits
Toluene-d8	101	70-130
1,2-Dichloroethane-d4	99	70-130
4-Bromofluorobenzene	84	70-130

eurofins | Air Toxics

Client Sample ID: Lab Blank

Lab ID#: 1301530A-04B

EPA METHOD TO-15 GC/MS

File Name:	**14013005a**	**Date of Collection: NA**	
Dil. Factor:	**1.00**	**Date of Analysis: 1/30/13 10:23 AM**	

Compound	Rpt. Limit (ppbv)	Amount (ppbv)	Rpt. Limit (ug/m3)	Amount (ug/m3)
Freon 12	5.0	Not Detected	25	Not Detected
Freon 114	5.0	Not Detected	35	Not Detected
Chloromethane	20	Not Detected	41	Not Detected
Vinyl Chloride	5.0	Not Detected	13	Not Detected
1,3-Butadiene	5.0	Not Detected	11	Not Detected
Bromomethane	5.0	Not Detected	19	Not Detected
Chloroethane	20	Not Detected	53	Not Detected
Freon 11	5.0	Not Detected	28	Not Detected
Ethanol	20	Not Detected	38	Not Detected
Freon 113	5.0	Not Detected	38	Not Detected
1,1-Dichloroethene	5.0	Not Detected	20	Not Detected
Acetone	20	Not Detected	48	Not Detected
2-Propanol	20	Not Detected	49	Not Detected
Carbon Disulfide	5.0	Not Detected	16	Not Detected
3-Chloropropene	20	Not Detected	63	Not Detected
Methylene Chloride	5.0	1.0 J	17	3.6 J
Methyl tert-butyl ether	5.0	Not Detected	18	Not Detected
trans-1,2-Dichloroethene	5.0	Not Detected	20	Not Detected
Hexane	5.0	Not Detected	18	Not Detected
1,1-Dichloroethane	5.0	Not Detected	20	Not Detected
2-Butanone (Methyl Ethyl Ketone)	20	Not Detected	59	Not Detected
cis-1,2-Dichloroethene	5.0	Not Detected	20	Not Detected
Tetrahydrofuran	5.0	Not Detected	15	Not Detected
Chloroform	5.0	Not Detected	24	Not Detected
1,1,1-Trichloroethane	5.0	Not Detected	27	Not Detected
Cyclohexane	5.0	Not Detected	17	Not Detected
Carbon Tetrachloride	5.0	Not Detected	31	Not Detected
2,2,4-Trimethylpentane	5.0	Not Detected	23	Not Detected
Benzene	5.0	Not Detected	16	Not Detected
1,2-Dichloroethane	5.0	Not Detected	20	Not Detected
Heptane	5.0	Not Detected	20	Not Detected
Trichloroethene	5.0	Not Detected	27	Not Detected
1,2-Dichloropropane	5.0	Not Detected	23	Not Detected
1,4-Dioxane	20	Not Detected	72	Not Detected
Bromodichloromethane	5.0	Not Detected	34	Not Detected
cis-1,3-Dichloropropene	5.0	Not Detected	23	Not Detected
4-Methyl-2-pentanone	5.0	Not Detected	20	Not Detected
Toluene	5.0	Not Detected	19	Not Detected
trans-1,3-Dichloropropene	5.0	Not Detected	23	Not Detected
1,1,2-Trichloroethane	5.0	Not Detected	27	Not Detected
Tetrachloroethene	5.0	Not Detected	34	Not Detected
2-Hexanone	20	Not Detected	82	Not Detected

eurofins | Air Toxics

Client Sample ID: Lab Blank

Lab ID#: 1301530A-04B

EPA METHOD TO-15 GC/MS

File Name:	**14013005a**	**Date of Collection: NA**	
Dil. Factor:	**1.00**	**Date of Analysis: 1/30/13 10:23 AM**	

Compound	Rpt. Limit (ppbv)	Amount (ppbv)	Rpt. Limit (ug/m3)	Amount (ug/m3)
Dibromochloromethane	5.0	Not Detected	42	Not Detected
1,2-Dibromoethane (EDB)	5.0	Not Detected	38	Not Detected
Chlorobenzene	5.0	Not Detected	23	Not Detected
Ethyl Benzene	5.0	Not Detected	22	Not Detected
m,p-Xylene	5.0	Not Detected	22	Not Detected
o-Xylene	5.0	Not Detected	22	Not Detected
Styrene	5.0	Not Detected	21	Not Detected
Bromoform	5.0	Not Detected	52	Not Detected
Cumene	5.0	Not Detected	24	Not Detected
1,1,2,2-Tetrachloroethane	5.0	Not Detected	34	Not Detected
Propylbenzene	5.0	Not Detected	24	Not Detected
4-Ethyltoluene	5.0	Not Detected	24	Not Detected
1,3,5-Trimethylbenzene	5.0	Not Detected	24	Not Detected
1,2,4-Trimethylbenzene	5.0	Not Detected	24	Not Detected
1,3-Dichlorobenzene	5.0	Not Detected	30	Not Detected
1,4-Dichlorobenzene	5.0	1.0 J	30	6.4 J
alpha-Chlorotoluene	5.0	1.0 J	26	5.4 J
1,2-Dichlorobenzene	5.0	Not Detected	30	Not Detected
1,2,4-Trichlorobenzene	20	12 J	150	86 J
Hexachlorobutadiene	20	13 J	210	140 J
Butane	20	Not Detected	48	Not Detected
Isopentane	20	Not Detected	59	Not Detected

J = Estimated value.

Container Type: NA - Not Applicable

Surrogates	%Recovery	Method Limits
1,2-Dichloroethane-d4	111	70-130
Toluene-d8	98	70-130
4-Bromofluorobenzene	101	70-130

eurofins | Air Toxics

Client Sample ID: CCV

Lab ID#: 1301530A-05A

EPA METHOD TO-15 GC/MS FULL SCAN

File Name:	**p013002**	**Date of Collection: NA**	
Dil. Factor:	**1.00**	**Date of Analysis: 1/30/13 09:08 AM**	

Compound	%Recovery
Freon 12	98
Freon 114	98
Chloromethane	97
Vinyl Chloride	100
1,3-Butadiene	99
Bromomethane	99
Chloroethane	99
Freon 11	100
Ethanol	107
Freon 113	98
1,1-Dichloroethene	99
Acetone	96
2-Propanol	100
Carbon Disulfide	95
3-Chloropropene	95
Methylene Chloride	99
Methyl tert-butyl ether	107
trans-1,2-Dichloroethene	106
Hexane	108
1,1-Dichloroethane	100
2-Butanone (Methyl Ethyl Ketone)	103
cis-1,2-Dichloroethene	102
Tetrahydrofuran	109
Chloroform	100
1,1,1-Trichloroethane	101
Cyclohexane	110
Carbon Tetrachloride	102
2,2,4-Trimethylpentane	113
Benzene	105
1,2-Dichloroethane	109
Heptane	116
Trichloroethene	91
1,2-Dichloropropane	104
1,4-Dioxane	114
Bromodichloromethane	106
cis-1,3-Dichloropropene	110
4-Methyl-2-pentanone	118
Toluene	107
trans-1,3-Dichloropropene	119
1,1,2-Trichloroethane	106
Tetrachloroethene	105
2-Hexanone	115

eurofins | Air Toxics

Client Sample ID: CCV

Lab ID#: 1301530A-05A

EPA METHOD TO-15 GC/MS FULL SCAN

File Name:	**p013002**	**Date of Collection: NA**	
Dil. Factor:	**1.00**	**Date of Analysis: 1/30/13 09:08 AM**	

Compound	%Recovery
Dibromochloromethane	112
1,2-Dibromoethane (EDB)	112
Chlorobenzene	102
Ethyl Benzene	117
m,p-Xylene	120
o-Xylene	121
Styrene	126
Bromoform	113
Cumene	124
1,1,2,2-Tetrachloroethane	122
Propylbenzene	120
4-Ethyltoluene	122
1,3,5-Trimethylbenzene	125
1,2,4-Trimethylbenzene	124
1,3-Dichlorobenzene	112
1,4-Dichlorobenzene	115
alpha-Chlorotoluene	123
1,2-Dichlorobenzene	115
1,2,4-Trichlorobenzene	110
Hexachlorobutadiene	109
Butane	98
Isopentane	99

Container Type: NA - Not Applicable

Surrogates	%Recovery	Method Limits
Toluene-d8	107	70-130
1,2-Dichloroethane-d4	100	70-130
4-Bromofluorobenzene	97	70-130

eurofins | Air Toxics

Client Sample ID: CCV

Lab ID#: 1301530A-05B

EPA METHOD TO-15 GC/MS

File Name:	**14013002**	**Date of Collection: NA**	
Dil. Factor:	**1.00**	**Date of Analysis: 1/30/13 09:17 AM**	

Compound	%Recovery
Freon 12	116
Freon 114	117
Chloromethane	127
Vinyl Chloride	109
1,3-Butadiene	112
Bromomethane	116
Chloroethane	111
Freon 11	120
Ethanol	138 Q
Freon 113	106
1,1-Dichloroethene	114
Acetone	109
2-Propanol	119
Carbon Disulfide	94
3-Chloropropene	96
Methylene Chloride	113
Methyl tert-butyl ether	104
trans-1,2-Dichloroethene	110
Hexane	107
1,1-Dichloroethane	109
2-Butanone (Methyl Ethyl Ketone)	104
cis-1,2-Dichloroethene	106
Tetrahydrofuran	116
Chloroform	111
1,1,1-Trichloroethane	106
Cyclohexane	104
Carbon Tetrachloride	116
2,2,4-Trimethylpentane	109
Benzene	106
1,2-Dichloroethane	119
Heptane	105
Trichloroethene	106
1,2-Dichloropropane	105
1,4-Dioxane	111
Bromodichloromethane	110
cis-1,3-Dichloropropene	99
4-Methyl-2-pentanone	111
Toluene	101
trans-1,3-Dichloropropene	100
1,1,2-Trichloroethane	108
Tetrachloroethene	108
2-Hexanone	116

Client Sample ID: CCV

Lab ID#: 1301530A-05B

EPA METHOD TO-15 GC/MS

File Name:	**14013002**	**Date of Collection: NA**	
Dil. Factor:	**1.00**	**Date of Analysis: 1/30/13 09:17 AM**	

Compound	%Recovery
Dibromochloromethane	112
1,2-Dibromoethane (EDB)	110
Chlorobenzene	106
Ethyl Benzene	104
m,p-Xylene	108
o-Xylene	106
Styrene	113
Bromoform	114
Cumene	111
1,1,2,2-Tetrachloroethane	112
Propylbenzene	112
4-Ethyltoluene	116
1,3,5-Trimethylbenzene	119
1,2,4-Trimethylbenzene	112
1,3-Dichlorobenzene	110
1,4-Dichlorobenzene	108
alpha-Chlorotoluene	109
1,2-Dichlorobenzene	115
1,2,4-Trichlorobenzene	108
Hexachlorobutadiene	115
Butane	118
Isopentane	119

Q = Exceeds Quality Control limits.

Container Type: NA - Not Applicable

Surrogates	%Recovery	Method Limits
1,2-Dichloroethane-d4	107	70-130
Toluene-d8	101	70-130
4-Bromofluorobenzene	105	70-130

eurofins | Air Toxics

Client Sample ID: LCS

Lab ID#: 1301530A-06A

EPA METHOD TO-15 GC/MS FULL SCAN

File Name:	**p013003**	**Date of Collection: NA**	
Dil. Factor:	**1.00**	**Date of Analysis: 1/30/13 09:39 AM**	

Compound	%Recovery
Freon 12	105
Freon 114	106
Chloromethane	104
Vinyl Chloride	111
1,3-Butadiene	111
Bromomethane	103
Chloroethane	107
Freon 11	104
Ethanol	89
Freon 113	106
1,1-Dichloroethene	112
Acetone	105
2-Propanol	108
Carbon Disulfide	125
3-Chloropropene	126
Methylene Chloride	104
Methyl tert-butyl ether	112
trans-1,2-Dichloroethene	127
Hexane	115
1,1-Dichloroethane	107
2-Butanone (Methyl Ethyl Ketone)	114
cis-1,2-Dichloroethene	109
Tetrahydrofuran	113
Chloroform	106
1,1,1-Trichloroethane	108
Cyclohexane	119
Carbon Tetrachloride	108
2,2,4-Trimethylpentane	118
Benzene	108
1,2-Dichloroethane	107
Heptane	116
Trichloroethene	92
1,2-Dichloropropane	108
1,4-Dioxane	118
Bromodichloromethane	106
cis-1,3-Dichloropropene	112
4-Methyl-2-pentanone	128
Toluene	107
trans-1,3-Dichloropropene	122
1,1,2-Trichloroethane	107
Tetrachloroethene	108
2-Hexanone	123

eurofins | Air Toxics

Client Sample ID: LCS

Lab ID#: 1301530A-06A

EPA METHOD TO-15 GC/MS FULL SCAN

File Name:	**p013003**	**Date of Collection: NA**	
Dil. Factor:	**1.00**	**Date of Analysis: 1/30/13 09:39 AM**	

Compound	%Recovery
Dibromochloromethane	110
1,2-Dibromoethane (EDB)	114
Chlorobenzene	108
Ethyl Benzene	119
m,p-Xylene	125
o-Xylene	124
Styrene	130
Bromoform	111
Cumene	129
1,1,2,2-Tetrachloroethane	128
Propylbenzene	124
4-Ethyltoluene	122
1,3,5-Trimethylbenzene	128
1,2,4-Trimethylbenzene	127
1,3-Dichlorobenzene	117
1,4-Dichlorobenzene	120
alpha-Chlorotoluene	124
1,2-Dichlorobenzene	121
1,2,4-Trichlorobenzene	125
Hexachlorobutadiene	120
Butane	107
Isopentane	105

Container Type: NA - Not Applicable

Surrogates	%Recovery	Method Limits
Toluene-d8	106	70-130
1,2-Dichloroethane-d4	101	70-130
4-Bromofluorobenzene	94	70-130

eurofins | Air Toxics

Client Sample ID: LCSD

Lab ID#: 1301530A-06AA

EPA METHOD TO-15 GC/MS FULL SCAN

File Name:	**p013004**	**Date of Collection: NA**	
Dil. Factor:	**1.00**	**Date of Analysis: 1/30/13 10:01 AM**	

Compound	%Recovery
Freon 12	101
Freon 114	101
Chloromethane	100
Vinyl Chloride	106
1,3-Butadiene	105
Bromomethane	101
Chloroethane	104
Freon 11	99
Ethanol	83
Freon 113	102
1,1-Dichloroethene	111
Acetone	101
2-Propanol	106
Carbon Disulfide	122
3-Chloropropene	119
Methylene Chloride	100
Methyl tert-butyl ether	108
trans-1,2-Dichloroethene	120
Hexane	112
1,1-Dichloroethane	104
2-Butanone (Methyl Ethyl Ketone)	106
cis-1,2-Dichloroethene	108
Tetrahydrofuran	112
Chloroform	103
1,1,1-Trichloroethane	103
Cyclohexane	115
Carbon Tetrachloride	102
2,2,4-Trimethylpentane	114
Benzene	107
1,2-Dichloroethane	103
Heptane	115
Trichloroethene	90
1,2-Dichloropropane	104
1,4-Dioxane	116
Bromodichloromethane	103
cis-1,3-Dichloropropene	113
4-Methyl-2-pentanone	122
Toluene	105
trans-1,3-Dichloropropene	120
1,1,2-Trichloroethane	106
Tetrachloroethene	105
2-Hexanone	121

eurofins | Air Toxics

Client Sample ID: LCSD

Lab ID#: 1301530A-06AA

EPA METHOD TO-15 GC/MS FULL SCAN

File Name:	**p013004**	**Date of Collection: NA**	
Dil. Factor:	**1.00**	**Date of Analysis: 1/30/13 10:01 AM**	

Compound	%Recovery
Dibromochloromethane	109
1,2-Dibromoethane (EDB)	114
Chlorobenzene	107
Ethyl Benzene	118
m,p-Xylene	123
o-Xylene	122
Styrene	127
Bromoform	110
Cumene	127
1,1,2,2-Tetrachloroethane	126
Propylbenzene	121
4-Ethyltoluene	120
1,3,5-Trimethylbenzene	127
1,2,4-Trimethylbenzene	124
1,3-Dichlorobenzene	117
1,4-Dichlorobenzene	118
alpha-Chlorotoluene	123
1,2-Dichlorobenzene	120
1,2,4-Trichlorobenzene	125
Hexachlorobutadiene	118
Butane	99
Isopentane	102

Container Type: NA - Not Applicable

Surrogates	%Recovery	Method Limits
Toluene-d8	105	70-130
1,2-Dichloroethane-d4	97	70-130
4-Bromofluorobenzene	93	70-130

eurofins | Air Toxics

Client Sample ID: LCS
Lab ID#: 1301530A-06B
EPA METHOD TO-15 GC/MS

File Name:	**14013003**	**Date of Collection: NA**	
Dil. Factor:	**1.00**	**Date of Analysis: 1/30/13 09:40 AM**	

Compound	%Recovery
Freon 12	101
Freon 114	99
Chloromethane	112
Vinyl Chloride	93
1,3-Butadiene	98
Bromomethane	97
Chloroethane	92
Freon 11	103
Ethanol	98
Freon 113	94
1,1-Dichloroethene	110
Acetone	93
2-Propanol	96
Carbon Disulfide	99
3-Chloropropene	89
Methylene Chloride	98
Methyl tert-butyl ether	85
trans-1,2-Dichloroethene	105
Hexane	87
1,1-Dichloroethane	93
2-Butanone (Methyl Ethyl Ketone)	85
cis-1,2-Dichloroethene	88
Tetrahydrofuran	93
Chloroform	98
1,1,1-Trichloroethane	91
Cyclohexane	87
Carbon Tetrachloride	96
2,2,4-Trimethylpentane	87
Benzene	92
1,2-Dichloroethane	101
Heptane	85
Trichloroethene	93
1,2-Dichloropropane	90
1,4-Dioxane	90
Bromodichloromethane	92
cis-1,3-Dichloropropene	81
4-Methyl-2-pentanone	84
Toluene	88
trans-1,3-Dichloropropene	78
1,1,2-Trichloroethane	93
Tetrachloroethene	92
2-Hexanone	80

eurofins | Air Toxics

Client Sample ID: LCS

Lab ID#: 1301530A-06B

EPA METHOD TO-15 GC/MS

File Name:	**14013003**	**Date of Collection: NA**	
Dil. Factor:	**1.00**	**Date of Analysis: 1/30/13 09:40 AM**	

Compound	%Recovery
Dibromochloromethane	90
1,2-Dibromoethane (EDB)	92
Chlorobenzene	95
Ethyl Benzene	87
m,p-Xylene	90
o-Xylene	88
Styrene	89
Bromoform	88
Cumene	92
1,1,2,2-Tetrachloroethane	101
Propylbenzene	97
4-Ethyltoluene	94
1,3,5-Trimethylbenzene	101
1,2,4-Trimethylbenzene	92
1,3-Dichlorobenzene	99
1,4-Dichlorobenzene	97
alpha-Chlorotoluene	81
1,2-Dichlorobenzene	102
1,2,4-Trichlorobenzene	111
Hexachlorobutadiene	118
Butane	98
Isopentane	97

Container Type: NA - Not Applicable

Surrogates	%Recovery	Method Limits
1,2-Dichloroethane-d4	108	70-130
Toluene-d8	100	70-130
4-Bromofluorobenzene	104	70-130

eurofins | Air Toxics

Client Sample ID: LCSD
Lab ID#: 1301530A-06BB
EPA METHOD TO-15 GC/MS

File Name:	**14013004**	**Date of Collection: NA**	
Dil. Factor:	**1.00**	**Date of Analysis: 1/30/13 10:02 AM**	

Compound	%Recovery
Freon 12	102
Freon 114	99
Chloromethane	112
Vinyl Chloride	92
1,3-Butadiene	93
Bromomethane	96
Chloroethane	91
Freon 11	102
Ethanol	99
Freon 113	91
1,1-Dichloroethene	109
Acetone	91
2-Propanol	94
Carbon Disulfide	99
3-Chloropropene	94
Methylene Chloride	98
Methyl tert-butyl ether	84
trans-1,2-Dichloroethene	103
Hexane	86
1,1-Dichloroethane	91
2-Butanone (Methyl Ethyl Ketone)	83
cis-1,2-Dichloroethene	88
Tetrahydrofuran	90
Chloroform	94
1,1,1-Trichloroethane	90
Cyclohexane	84
Carbon Tetrachloride	97
2,2,4-Trimethylpentane	88
Benzene	91
1,2-Dichloroethane	101
Heptane	84
Trichloroethene	91
1,2-Dichloropropane	88
1,4-Dioxane	85
Bromodichloromethane	92
cis-1,3-Dichloropropene	77
4-Methyl-2-pentanone	82
Toluene	86
trans-1,3-Dichloropropene	78
1,1,2-Trichloroethane	90
Tetrachloroethene	93
2-Hexanone	81

eurofins | Air Toxics

Client Sample ID: LCSD

Lab ID#: 1301530A-06BB

EPA METHOD TO-15 GC/MS

File Name:	**14013004**	**Date of Collection: NA**	
Dil. Factor:	**1.00**	**Date of Analysis: 1/30/13 10:02 AM**	

Compound	%Recovery
Dibromochloromethane	88
1,2-Dibromoethane (EDB)	92
Chlorobenzene	92
Ethyl Benzene	86
m,p-Xylene	89
o-Xylene	88
Styrene	88
Bromoform	87
Cumene	94
1,1,2,2-Tetrachloroethane	99
Propylbenzene	97
4-Ethyltoluene	94
1,3,5-Trimethylbenzene	100
1,2,4-Trimethylbenzene	92
1,3-Dichlorobenzene	99
1,4-Dichlorobenzene	100
alpha-Chlorotoluene	80
1,2-Dichlorobenzene	101
1,2,4-Trichlorobenzene	107
Hexachlorobutadiene	114
Butane	98
Isopentane	101

Container Type: NA - Not Applicable

Surrogates	%Recovery	Method Limits
1,2-Dichloroethane-d4	106	70-130
Toluene-d8	100	70-130
4-Bromofluorobenzene	105	70-130

1301530

Shell Oil Products Chain Of Custody Record

URS

Air Toxics LTD.
Project Name: Roxana SVE O&M
Project # 21562850.05000
Lab Vendor #

Please Check Appropriate Box:
☑ ENV. SERVICES ☐ MOTIVA RETAIL ☐ SHELL RETAIL
☐ MOTIVA SD&CM ☐ CONSULTANT ☐ LUBES
☐ SHELL PIPELINE ☐ OTHER

Print Bill To Contact Name: Robert Moshegian
INCIDENT # (ENV SERVICES): 9 7 2 1 6 8 4 0 ☐ Check if NO INCIDENT # APPLIES
PO #:
SAP #: 3 4 0 0 6 1
DATE: 29-Jan-13
PAGE: 1 of 1

SAMPLING COMPANY: URS CORPORATION
LOG CODE:
SITE ADDRESS: Street and City: 600 SOUTH CENTRAL AVE – ROXANA
State: IL
G-EDAL G no.:
ADDRESS: 1001 HIGHLANDS PLAZA DRIVE WEST - SUITE 300; ST. LOUIS, MO 63110
EDF DELIVERABLE TO (Name, Company, Office Location): Elizabeth Kunkel, URS, St. Louis
PHONE NO.: 314-743-4179
E-MAIL: elizabeth.kunkel@urs.com
CONSULTANT PROJECT NUMBER: Roxana SVE O&M
Laboratory Address: Air Toxics, LTD 180 Blue Ravine Road, Suite B, Folsom, CA 95630-4719
TELEPHONE: 314-429-0100
FAX: 314-429-0462
Bill To Contact E-MAIL: dave.palmer@urs.com
SAMPLER NAME(S) (PRINT): R. Wigler, T. Carrol

TURNAROUND TIME (CALENDAR DAYS):
☑ STANDARD (14 DAY) ☐ 5 DAYS ☐ 3 DAYS ☐ 2 DAYS ☐ 24 HOURS ☐ RESULTS NEEDED ON WEEKEND

REQUESTED ANALYSIS

☐ LA - RWQCB REPORT FORMAT ☑ UST AGENCY:
DELIVERABLES: ☐ LEVEL 1 ☐ LEVEL 2 ☐ LEVEL 3 ☑ LEVEL 4 ☐ OTHER (SPECIFY)

☑ SHELL CONTRACT RATE APPLIES
☐ STATE REIMBURSEMENT RATE APPLIES
☐ EDD NOT NEEDED
☑ RECEIPT VERIFICATION REQUESTED

Turn Around Time: ☑ Normal ☐ Rush Specify

Lab Use Only
Pressurized by:
Date:
Pressurization Gas: N_2 He

Lab Use Only	Field Sample Identification	SAMPLING DATE	SAMPLING TIME	Canister Number	Canister Pressure/Vacuum Initial	Canister Pressure/Vacuum Final	Canister Pressure/Vacuum Receipt	Canister Pressure/Vacuum Final (psi)	Modified TO-15 + Butane & Isopentane	Modified ASTM D-1946 + BTU	Modified TO-3 (Sh)-TPHg		Sample PID (ppm)
CLK	EXH-SVE-01162013	01/16/13	925	36461	-29	-9			X	X	X		
CLK	MainHeader-SVE-01162013	01/16/13	935	37358	-29	-9			X	X	X		
CLK	PWHeader-SVE-01162013	01/16/13	930	36535	-29	-9			X	X	X		

ADDITIONAL NOTES:
- 14 day hold time
- Report results between MDL and RL
- Level IV ECVP

FedEx
Custody Seal Intact?
(Y) N None Temp NA

1/29/13

Relinquished by: (Signature)	Received by: (Signature)	Date	Time
	FEDEX	1/29/13	1730
Relinquished by: (Signature)	Received by: (Signature) Kathy Deeks ATL	01/30/13	1050
Relinquished by: (Signature)	Received by: (Signature)	Date:	Time:

05/2005 Revision

eurofins | Air Toxics

2/12/2013
Ms. Elizabeth Kunkel
URS Corporation
1001 Highlands Plaza Dr. West
Suite 300
St. Louis MO 63110

Project Name: Roxana SVE O&M
Project #: 21562850.05000
Workorder #: 1301530B

Dear Ms. Elizabeth Kunkel

The following report includes the data for the above referenced project for sample(s) received on 1/30/2013 at Air Toxics Ltd.

The data and associated QC analyzed by Modified TO-3 are compliant with the project requirements or laboratory criteria with the exception of the deviations noted in the attached case narrative.

Thank you for choosing Air Toxics Ltd. for your air analysis needs. Air Toxics Ltd. is committed to providing accurate data of the highest quality. Please feel free to contact the Project Manager: Kelly Buettner at 916-985-1000 if you have any questions regarding the data in this report.

Regards,

Kelly Buettner

Project Manager

Reviewed
on
2/25/2013

eurofins | Air Toxics

WORK ORDER #: 1301530B

Work Order Summary

CLIENT:	Ms. Elizabeth Kunkel URS Corporation 1001 Highlands Plaza Dr. West Suite 300 St. Louis, MO 63110	**BILL TO:**	Accounts Payable Austin URS Corporation P.O. BOX 203970 Austin, TX 78720-1088
PHONE:	314-743-4179	**P.O. #**	
FAX:		**PROJECT #**	21562850.05000 Roxana SVE O&M
DATE RECEIVED:	01/30/2013	**CONTACT:**	Kelly Buettner
DATE COMPLETED:	02/12/2013		

FRACTION #	NAME	TEST	RECEIPT VAC./PRES.	FINAL PRESSURE
01A	EXH-SVE-01162013	Modified TO-3	8.5 "Hg	15 psi
02A	MainHeader-SVE-01162013	Modified TO-3	9.5 "Hg	15 psi
03A	PWHeader-SVE-01162013	Modified TO-3	9.5 "Hg	15 psi
04A	Lab Blank	Modified TO-3	NA	NA
05A	LCS	Modified TO-3	NA	NA
05AA	LCSD	Modified TO-3	NA	NA

CERTIFIED BY: Heidi Hayes DATE: 02/12/13

Technical Director

Certification numbers: AZ Licensure AZ0775, CA NELAP - 12282CA, NY NELAP - 11291,
TX NELAP - T104704434-12-4, UT NELAP CA009332012-3, WA NELAP - C935
Name of Accrediting Agency: NELAP/ORELAP (Oregon Environmental Laboratory Accreditation Program)
Accreditation number: CA300005, Effective date: 10/18/2012, Expiration date: 10/17/2013.
Eurofins Air Toxics Ltd. certifies that the test results contained in this report meet all requirements of the NELAC standards

This report shall not be reproduced, except in full, without the written approval of Eurofins Air Toxics, Inc.

180 BLUE RAVINE ROAD, SUITE B FOLSOM, CA - 9563
(916) 985-1000 . (800) 985-5955 . FAX (916) 985-1020

LABORATORY NARRATIVE
Modified TO-3
URS Corporation
Workorder# 1301530B

Three 1 Liter Summa Canister samples were received on January 30, 2013. The laboratory performed analysis for volatile organic compounds in air via modified EPA Method TO-3 using gas chromatography with flame ionization detection. The TPH results are calculated using the response of Gasoline. A molecular weight of 100 is used to convert the TPH ppmv result to ug/L. The method involves concentrating up to 200 mL of sample. The concentrated aliquot is then dry purged to remove water vapor prior to entering the chromatographic system.

Method modifications taken to run these samples are summarized in the table below. Specific project requirements may over-ride the ATL modifications.

Requirement	*TO-3*	*ATL Modifications*
Daily Calibration Standard Frequency	Prior to sample analysis and every 4 - 6 hrs	Prior to sample analysis and after the analytical batch </= 20 samples.
Initial Calibration Calculation	4-point calibration using a linear regression model	5-point calibration using average Response Factor
Initial Calibration Frequency	Weekly	When daily calibration standard recovery is outside 75 - 125 %, or upon significant changes to procedure or instrumentation
Moisture Control	Nafion system	Sorbent system
Minimum Detection Limit (MDL)	Calculated using the equation DL = A+3.3S, where A is intercept of calibration line and S is the standard deviation of at least 3 reps of low level standard	40 CFR Pt. 136 App. B
Preparation of Standards	Levels achieved through dilution of gas mixture	Levels achieved through loading various volumes of the gas mixture

Receiving Notes

There were no receiving discrepancies.

Analytical Notes

The recovery of surrogate Fluorobenzene in sample MainHeader-SVE-01162013 was outside control limits due to high level hydrocarbon matrix interference. Data is reported as qualified.

As per project specific client request the laboratory has reported estimated values for target compound hits that are below the Reporting Limit but greater than the Method Detection Limit. Concentrations that are below the level at which the canister was certified may be false positives.

Definition of Data Qualifying Flags

Seven qualifiers may have been used on the data analysis sheets and indicate as follows:
B - Compound present in laboratory blank greater than reporting limit.
J - Estimated value.
E - Exceeds instrument calibration range.
S - Saturated peak.
Q - Exceeds quality control limits.
U - Compound analyzed for but not detected above the deteetion limit.
M - Reported value may be biased due to apparent matrix interferences.

File extensions may have been used on the data analysis sheets and indicates as follows:
a-File was requantified
b-File was quantified by a second eolumn and detector
r1-File was requantified for the purpose of reissue

eurofins | Air Toxics

Summary of Detected Compounds
MODIFIED EPA METHOD TO-3 GC/FID

Client Sample ID: EXH-SVE-01162013

Lab ID#: 1301530B-01A

Compound	Rpt. Limit (ppmv)	Rpt. Limit (ug/L)	Amount (ppmv)	Amount (ug/L)
TPH (C2-C10) ref. to Gasoline MW=100	0.070	0.29	1.8	7.4

Client Sample ID: MainHeader-SVE-01162013

Lab ID#: 1301530B-02A

Compound	Rpt. Limit (ppmv)	Rpt. Limit (ug/L)	Amount (ppmv)	Amount (ug/L)
TPH (C2-C10) ref. to Gasoline MW=100	30	120	14000 J	58000 J

Client Sample ID: PWHeader-SVE-01162013

Lab ID#: 1301530B-03A

Compound	Rpt. Limit (ppmv)	Rpt. Limit (ug/L)	Amount (ppmv)	Amount (ug/L)
TPH (C2-C10) ref. to Gasoline MW=100	15	60	4100	17000

eurofins | Air Toxics

Client Sample ID: EXH-SVE-01162013

Lab ID#: 1301530B-01A

MODIFIED EPA METHOD TO-3 GC/FID

File Name:	d013104	Date of Collection:	1/16/13 9:25:00 AM
Dil. Factor:	2.82	Date of Analysis:	1/30/13 08:28 PM

Compound	Rpt. Limit (ppmv)	Rpt. Limit (ug/L)	Amount (ppmv)	Amount (ug/L)
TPH (C2-C10) ref. to Gasoline MW=100	0.070	0.29	1.8	7.4

Container Type: 1 Liter Summa Canister

Surrogates	%Recovery	Method Limits
Fluorobenzene (FID)	102	75-150

eurofins | Air Toxics

Client Sample ID: MainHeader-SVE-01162013

Lab ID#: 1301530B-02A

MODIFIED EPA METHOD TO-3 GC/FID

File Name:	**d013106**	**Date of Collection: 1/16/13 9:35:00 AM**	
Dil. Factor:	**1180**	**Date of Analysis: 1/30/13 09:37 PM**	

Compound	Rpt. Limit (ppmv)	Rpt. Limit (ug/L)	Amount (ppmv)	Amount (ug/L)
TPH (C2-C10) ref. to Gasoline MW=100	30	120	14000 J	58000 J

Q = Exceeds Quality Control limits, possibly due to matrix effects.

Container Type: 1 Liter Summa Canister

Surrogates	%Recovery	Method Limits
Fluorobenzene (FID)	166 Q	75-150

eurofins | Air Toxics

Client Sample ID: PWHeader-SVE-01162013

Lab ID#: 1301530B-03A

MODIFIED EPA METHOD TO-3 GC/FID

File Name:	**d013105**	**Date of Collection: 1/16/13 9:30:00 AM**	
Dil. Factor:	**592**	**Date of Analysis: 1/30/13 09:04 PM**	

Compound	Rpt. Limit (ppmv)	Rpt. Limit (ug/L)	Amount (ppmv)	Amount (ug/L)
TPH (C2-C10) ref. to Gasoline MW=100	15	60	4100	17000

Container Type: 1 Liter Summa Canister

Surrogates	%Recovery	Method Limits
Fluorobenzene (FID)	116	75-150

eurofins | Air Toxics

Client Sample ID: Lab Blank

Lab ID#: 1301530B-04A

MODIFIED EPA METHOD TO-3 GC/FID

File Name:	**d013103a**	**Date of Collection: NA**	
Dil. Factor:	**1.00**	**Date of Analysis: 1/30/13 07:11 PM**	

Compound	Rpt. Limit (ppmv)	Rpt. Limit (ug/L)	Amount (ppmv)	Amount (ug/L)
TPH (C2-C10) ref. to Gasoline MW=100	0.025	0.10	0.014 J	0.056 J

J = Estimated value.

Container Type: NA - Not Applicable

Surrogates	%Recovery	Method Limits
Fluorobenzene (FID)	98	75-150

eurofins | Air Toxics

Client Sample ID: LCS

Lab ID#: 1301530B-05A

MODIFIED EPA METHOD TO-3 GC/FID

File Name:	**d013121**	**Date of Collection: NA**	
Dil. Factor:	**1.00**	**Date of Analysis: 1/31/13 03:22 PM**	

Compound	**%Recovery**
TPH (C2+ Hydrocarbons) ref. to Gasoline	101

Container Type: NA - Not Applicable

Surrogates	**%Recovery**	**Method Limits**
Fluorobenzene (FID)	110	75-150

eurofins | Air Toxics

Client Sample ID: LCSD

Lab ID#: 1301530B-05AA

MODIFIED EPA METHOD TO-3 GC/FID

File Name:	**d013122**	**Date of Collection: NA**	
Dil. Factor:	**1.00**	**Date of Analysis: 1/31/13 04:05 PM**	

Compound	**%Recovery**
TPH (C2+ Hydrocarbons) ref. to Gasoline	95

Container Type: NA - Not Applicable

Surrogates	**%Recovery**	**Method Limits**
Fluorobenzene (FID)	99	75-150

1301530

Shell Oil Products Chain Of Custody Record

URS

Air Toxics LTD.
Project Name: Roxana SVE O&M
Project # 21562850.05000
Lab Vendor #

Please Check Appropriate Box:
☑ ENV. SERVICES ☐ MOTIVA RETAIL ☐ SHELL RETAIL
☐ MOTIVA SD&CH ☐ CONSULTANT ☐ LUBES
☐ SHELL PIPELINE ☐ OTHER

Print Bill To Contact Name: Robert Mooshegian
PO #:
INCIDENT # (ENV SERVICES): 9 7 2 1 6 6 4 0
SAP #: 3 4 0 0 6 1
☐ CHECK IF NO INCIDENT # APPLIES
DATE: 29-Jan-13
PAGE: 1 of 1

Sampler Company: URS CORPORATION
LOG CODE:
SITE ADDRESS, Street and City: 900 SOUTH CENTRAL AVE – ROXANA
State: IL
G-DOA, ID NO.:
Address: 1001 HIGHLANDS PLAZA DRIVE WEST - SUITE 300, ST LOUIS, MO 63110
EDF DELIVERABLE TO (Name, Company, Office Location): Elizabeth Kunkel, URS, St. Louis
PHONE NO.: 314-743-4179
E-MAIL: elizabeth.kunkel@urs.com
CONSULTANT PROJECT NAME#: Roxana SVE O&M
Laboratory Address: Air Toxics, LTD 180 Blue Ravine Road Suite B, Folsom, CA 95630-4719
TELEPHONE: 314-429-0100
FAX: 314-429-0462
Fax To Contact E-MAIL: dave.palmer@urs.com
SAMPLER NAME(S) (Print): S Wiefler, T. Carrol

TURNAROUND TIME (CALENDAR DAYS):
☑ STANDARD (14 DAY) ☐ 5 DAYS ☐ 3 DAYS ☐ 2 DAYS ☐ 24 HOURS ☐ RESULTS NEEDED ON WEEKEND

☐ LA - RWQCB REPORT FORMAT ☑ UST AGENCY:

DELIVERABLES: ☐ LEVEL 1 ☐ LEVEL 2 ☐ LEVEL 3 ☑ LEVEL 4 ☐ OTHER (SPECIFY)

☑ SHELL CONTRACT RATE APPLIES
☐ STATE REIMBURSEMENT RATE APPLIES
☐ EDD NOT NEEDED
☑ RECEIPT VERIFICATION REQUESTED

REQUESTED ANALYSIS

LAB USE ONLY	Field Sample Identification	SAMPLING DATE	SAMPLING TIME	Canister Number	Canister Pressure/Vacuum Initial	Final	Receipt	Final (psi)	Modified TO-15 + Butane & Isopentane	Modified ASTM D-1945 + BTU	Modified TO-3 (Sh)-TPHg		Sample PID (ppm)
01A	EXH-SVE-01162013	01/16/13	925	36461	-29	-9			X	X	X		
02A	MainHeader-SVE-01162013	01/16/13	935	37358	-29	-9			X	X	X		
03A	PWHeader-SVE-01162013	01/16/13	930	36535	-29	-9			X	X	X		

Turn Around Time: ☑ Normal ☐ Rush Specify

Lab Use Only
Pressurized by:
Date:
Pressurization Gas: N_2 He

ADDITIONAL NOTES:
- 14 day hold time
- Report results between MDL and RL
- Level IV ECVP

FedEx
Custody Seal Intact?
(Y) N None Temp NA

Relinquished by (Signature)	Received by (Signature)	Date	Time
	FEDEX	1/29/13	1730
Relinquished by (Signature)	Received by (Signature)	Date	Time
	Kathy Deeb ARL	01/30/13	1050
Relinquished by (Signature)	Received by (Signature)	Date	Time

05/2006 Revision

eurofins | Air Toxics

2/13/2013
Ms. Elizabeth Kunkel
URS Corporation
1001 Highlands Plaza Dr. West
Suite 300
St. Louis MO 63110

Project Name: Roxana SVE O&M
Project #: 21562850.05000
Workorder #: 1301530C

Dear Ms. Elizabeth Kunkel

The following report includes the data for the above referenced project for sample(s) received on 1/30/2013 at Air Toxics Ltd.

The data and associated QC analyzed by Modified ASTM D-1945 are compliant with the project requirements or laboratory criteria with the exception of the deviations noted in the attached case narrative.

Thank you for choosing Air Toxics Ltd. for your air analysis needs. Air Toxics Ltd. is committed to providing accurate data of the highest quality. Please feel free to contact the Project Manager: Kelly Buettner at 916-985-1000 if you have any questions regarding the data in this report.

Regards,

Kelly Buettner

Project Manager

Reviewed
on
2/25/2013

eurofins | Air Toxics

WORK ORDER #: 1301530C

Work Order Summary

CLIENT:	Ms. Elizabeth Kunkel URS Corporation 1001 Highlands Plaza Dr. West Suite 300 St. Louis, MO 63110	**BILL TO:**	Accounts Payable Austin URS Corporation P.O. BOX 203970 Austin, TX 78720-1088
PHONE:	314-743-4179	**P.O. #**	
FAX:		**PROJECT #**	21562850.05000 Roxana SVE O&M
DATE RECEIVED:	01/30/2013	**CONTACT:**	Kelly Buettner
DATE COMPLETED:	02/13/2013		

FRACTION #	NAME	TEST	RECEIPT VAC./PRES.	FINAL PRESSURE
01A	EXH-SVE-01162013	Modified ASTM D-1945	8.5 "Hg	15 psi
02A	MainHeader-SVE-01162013	Modified ASTM D-1945	9.5 "Hg	15 psi
03A	PWHeader-SVE-01162013	Modified ASTM D-1945	9.5 "Hg	15 psi
04A	Lab Blank	Modified ASTM D-1945	NA	NA
04B	Lab Blank	Modified ASTM D-1945	NA	NA
05A	LCS	Modified ASTM D-1945	NA	NA
05AA	LCSD	Modified ASTM D-1945	NA	NA
05B	LCS	Modified ASTM D-1945	NA	NA
05BB	LCSD	Modified ASTM D-1945	NA	NA

CERTIFIED BY: Heidi Hayes DATE: 02/13/13

Technical Director

Certification numbers: AZ Licensure AZ0775, CA NELAP - 12282CA, NY NELAP - 11291,
TX NELAP - T104704434-12-4, UT NELAP CA009332012-3, WA NELAP - C935
Name of Accrediting Agency: NELAP/ORELAP (Oregon Environmental Laboratory Accreditation Program)
Accreditation number: CA300005, Effective date: 10/18/2012, Expiration date: 10/17/2013.
Eurofins Air Toxics Ltd. certifies that the test results contained in this report meet all requirements of the NELAC standards

This report shall not be reproduced, except in full, without the written approval of Eurofins Air Toxics, Inc.

180 BLUE RAVINE ROAD, SUITE B FOLSOM, CA - 9563
(916) 985-1000 . (800) 985-5955 . FAX (916) 985-1020

LABORATORY NARRATIVE
Modified ASTM D-1945
URS Corporation
Workorder# 1301530C

Three 1 Liter Summa Canister samples were received on January 30, 2013. The laboratory performed analysis via modified ASTM Method D-1945 for Methane and fixed gases in natural gas using GC/FID or GC/TCD. The method involves direct injection of 1.0 mL of sample.

On the analytical column employed for this analysis, Oxygen coelutes with Argon. The corresponding peak is quantitated as Oxygen.

Since Nitrogen is used to pressurize samples, the reported Nitrogen values are calculated by adding all the sample components and subtracting from 100%.

Method modifications taken to run these samples are summarized in the table below. Specific project requirements may over-ride the ATL modifications.

Requirement	*ASTM D-1945*	*ATL Modifications*
Normalization	Sum of original values should not differ from 100.0% by more than 1.0%.	Sum of original values may range between 85-115%. Normalization of data not performed.
Sample analysis	Equilibrate samples to 20-50° F. above source temperature at field sampling	No heating of samples is performed.
Sample calculation	Response factor is calculated using peak height for C5 and lighter compounds.	Peak areas are used for all target analytes to quantitate concentrations.
Reference Standard	Concentration should not be < half of nor differ by more than 2 X the concentration of the sample. Run 2 consecutive checks; must agree within 1%.	A minimum 3-point linear calibration is performed. The acceptance criterion is %RSD </= 15%. All target analytes must be within the linear range of calibration (with the exception of O2, N2, and C6+ Hydrocarbons).
Sample Injection Volume	0.50 mL to achieve Methane linearity.	1.0 mL.

Receiving Notes

There were no receiving discrepancies.

Analytical Notes

As per project specific client request the laboratory has reported estimated values for target compound hits that are below the Reporting Limit but greater than the Method Detection Limit. Concentrations that are below the level at which the canister was certified may be false positives.

The reporting limit for Carbon Monoxide was raised from 0.010% to 0.050%.

Definition of Data Qualifying Flags

Six qualifiers may have been used on the data analysis sheets and indicate as follows:
J - Estimated value.
E - Exceeds instrument calibration range.
S - Saturated peak.
Q - Exceeds quality control limits.
U - Compound analyzed for but not detected above the detection limit.
M - Reported value may be biased due to apparent matrix interferences.

File extensions may have been used on the data analysis sheets and indicates as follows:
a-File was requantified
b-File was quantified by a second column and detector
r1-File was requantified for the purpose of reissue

eurofins | Air Toxics

Summary of Detected Compounds
NATURAL GAS ANALYSIS BY MODIFIED ASTM D-1945

Client Sample ID: EXH-SVE-01162013

Lab ID#: 1301530C-01A

Compound	Rpt. Limit (%)	Amount (%)
Oxygen	0.28	20
Nitrogen	0.28	79
Methane	0.00028	0.00050
Carbon Dioxide	0.028	0.73

Client Sample ID: MainHeader-SVE-01162013

Lab ID#: 1301530C-02A

Compound	Rpt. Limit (%)	Amount (%)
Oxygen	0.30	10
Nitrogen	0.30	78
Methane	0.00030	3.3
Carbon Dioxide	0.030	7.4
Ethane	0.0030	0.00089 J
Propane	0.0030	0.0013 J
Isobutane	0.0030	0.022
Butane	0.0030	0.20
Neopentane	0.0030	0.00089 J
Isopentane	0.0030	0.24
Pentane	0.0030	0.091
C6+	0.030	0.68

Client Sample ID: PWHeader-SVE-01162013

Lab ID#: 1301530C-03A

Compound	Rpt. Limit (%)	Amount (%)
Oxygen	0.30	12
Nitrogen	0.30	76
Methane	0.00030	4.1
Carbon Dioxide	0.030	7.2
Ethane	0.0030	0.00024 J
Propane	0.0030	0.00013 J
Isobutane	0.0030	0.0045

eurofins | Air Toxics

Summary of Detected Compounds
NATURAL GAS ANALYSIS BY MODIFIED ASTM D-1945

Client Sample ID: PWHeader-SVE-01162013

Lab ID#: 1301530C-03A

Butane	0.0030	0.042
Neopentane	0.0030	0.00024 J
Isopentane	0.0030	0.089
Pentane	0.0030	0.038
C6+	0.030	0.15

eurofins | Air Toxics

Client Sample ID: EXH-SVE-01162013

Lab ID#: 1301530C-01A

NATURAL GAS ANALYSIS BY MODIFIED ASTM D-1945

File Name:	**9013021**	**Date of Collection:**	**1/16/13 9:25:00 AM**
Dil. Factor:	**2.82**	**Date of Analysis:**	**1/30/13 07:14 PM**

Compound	Rpt. Limit (%)	Amount (%)
Oxygen	0.28	20
Nitrogen	0.28	79
Carbon Monoxide	0.14	Not Detected
Methane	0.00028	0.00050
Carbon Dioxide	0.028	0.73
Ethane	0.0028	Not Detected
Ethene	0.0028	Not Detected
Acetylene	0.0028	Not Detected
Propane	0.0028	Not Detected
Isobutane	0.0028	Not Detected
Butane	0.0028	Not Detected
Neopentane	0.0028	Not Detected
Isopentane	0.0028	Not Detected
Pentane	0.0028	Not Detected
C6+	0.028	Not Detected
Hydrogen	0.028	Not Detected

Total BTU/Cu.F. = 0.0050
Total Sp. Gravity = 1.0
Container Type: 1 Liter Summa Canister

eurofins | Air Toxics

Client Sample ID: MainHeader-SVE-01162013

Lab ID#: 1301530C-02A

NATURAL GAS ANALYSIS BY MODIFIED ASTM D-1945

File Name:	**9013023**	**Date of Collection:**	**1/16/13 9:35:00 AM**
Dil. Factor:	**2.96**	**Date of Analysis:**	**1/30/13 08:07 PM**

Compound	Rpt. Limit (%)	Amount (%)
Oxygen	0.30	10
Nitrogen	0.30	78
Carbon Monoxide	0.15	Not Detected
Methane	0.00030	3.3
Carbon Dioxide	0.030	7.4
Ethane	0.0030	0.00089 J
Ethene	0.0030	Not Detected
Acetylene	0.0030	Not Detected
Propane	0.0030	0.0013 J
Isobutane	0.0030	0.022
Butane	0.0030	0.20
Neopentane	0.0030	0.00089 J
Isopentane	0.0030	0.24
Pentane	0.0030	0.091
C6+	0.030	0.68
Hydrogen	0.030	Not Detected

J = Estimated value.

Total BTU/Cu.F. = 86

Total Sp. Gravity = 1.0

Container Type: 1 Liter Summa Canister

eurofins | Air Toxics

Client Sample ID: PWHeader-SVE-01162013

Lab ID#: 1301530C-03A

NATURAL GAS ANALYSIS BY MODIFIED ASTM D-1945

File Name:	**9013022**	**Date of Collection:**	**1/16/13 9:30:00 AM**
Dil. Factor:	**2.96**	**Date of Analysis:**	**1/30/13 07:35 PM**

Compound	Rpt. Limit (%)	Amount (%)
Oxygen	0.30	12
Nitrogen	0.30	76
Carbon Monoxide	0.15	Not Detected
Methane	0.00030	4.1
Carbon Dioxide	0.030	7.2
Ethane	0.0030	0.00024 J
Ethene	0.0030	Not Detected
Acetylene	0.0030	Not Detected
Propane	0.0030	0.00013 J
Isobutane	0.0030	0.0045
Butane	0.0030	0.042
Neopentane	0.0030	0.00024 J
Isopentane	0.0030	0.089
Pentane	0.0030	0.038
C6+	0.030	0.15
Hydrogen	0.030	Not Detected

J = Estimated value.

Total BTU/Cu.F. = 55

Total Sp. Gravity = 1.0

Container Type: 1 Liter Summa Canister

eurofins | Air Toxics

Client Sample ID: Lab Blank

Lab ID#: 1301530C-04A

NATURAL GAS ANALYSIS BY MODIFIED ASTM D-1945

File Name:	**9013005a**	**Date of Collection: NA**	
Dil. Factor:	**1.00**	**Date of Analysis: 1/30/13 11:12 AM**	

Compound	Rpt. Limit (%)	Amount (%)
Oxygen	0.10	Not Detected
Nitrogen	0.10	0.068 J
Carbon Monoxide	0.050	Not Detected
Methane	0.00010	Not Detected
Carbon Dioxide	0.010	Not Detected
Ethane	0.0010	Not Detected
Ethene	0.0010	Not Detected
Acetylene	0.0010	Not Detected
Propane	0.0010	Not Detected
Isobutane	0.0010	Not Detected
Butane	0.0010	Not Detected
Neopentane	0.0010	Not Detected
Isopentane	0.0010	Not Detected
Pentane	0.0010	Not Detected
C6+	0.010	Not Detected

J = Estimated value.

Container Type: NA - Not Applicable

eurofins | Air Toxics

Client Sample ID: Lab Blank

Lab ID#: 1301530C-04B

NATURAL GAS ANALYSIS BY MODIFIED ASTM D-1945

File Name:	**9013003b**	**Date of Collection: NA**	
Dil. Factor:	**1.00**	**Date of Analysis: 1/30/13 10:12 AM**	

Compound	**Rpt. Limit (%)**	**Amount (%)**
Hydrogen	0.010	Not Detected

Container Type: NA - Not Applicable

eurofins | Air Toxics

Client Sample ID: LCS

Lab ID#: 1301530C-05A

NATURAL GAS ANALYSIS BY MODIFIED ASTM D-1945

File Name:	**9013008**	**Date of Collection: NA**	
Dil. Factor:	**1.00**	**Date of Analysis: 1/30/13 12:22 PM**	

Compound	%Recovery
Oxygen	99
Nitrogen	101
Carbon Monoxide	99
Methane	104
Carbon Dioxide	101
Ethane	105
Ethene	102
Acetylene	104
Propane	108
Isobutane	108
Butane	107
Neopentane	107
Isopentane	106
Pentane	106
C6+	106

Container Type: NA - Not Applicable

eurofins | Air Toxics

Client Sample ID: LCSD

Lab ID#: 1301530C-05AA

NATURAL GAS ANALYSIS BY MODIFIED ASTM D-1945

File Name:	**9013033**	**Date of Collection: NA**	
Dil. Factor:	**1.00**	**Date of Analysis: 1/31/13 08:50 AM**	

Compound	%Recovery
Oxygen	98
Nitrogen	100
Carbon Monoxide	101
Methane	92
Carbon Dioxide	101
Ethane	94
Ethene	91
Acetylene	92
Propane	96
Isobutane	96
Butane	95
Neopentane	96
Isopentane	94
Pentane	95
C6+	95

Container Type: NA - Not Applicable

eurofins | Air Toxics

Client Sample ID: LCS

Lab ID#: 1301530C-05B

NATURAL GAS ANALYSIS BY MODIFIED ASTM D-1945

File Name:	**9013009b**	**Date of Collection: NA**	
Dil. Factor:	**1.00**	**Date of Analysis: 1/30/13 12:47 PM**	

Compound	**%Recovery**
Hydrogen	98

Container Type: NA - Not Applicable

eurofins | Air Toxics

Client Sample ID: LCSD

Lab ID#: 1301530C-05BB

NATURAL GAS ANALYSIS BY MODIFIED ASTM D-1945

File Name:	**9013032b**	**Date of Collection: NA**	
Dil. Factor:	**1.00**	**Date of Analysis: 1/31/13 08:27 AM**	

Compound	**%Recovery**
Hydrogen	97

Container Type: NA - Not Applicable

1301530

Shell Oil Products Chain Of Custody Record

URS

Air Toxics LTD.
Project Name: Roxana SVE O&M
Project # 21562850.05000
Lab Vendor #

Please Check Appropriate Box:
☑ ENV. SERVICES ☐ MOTIVA RETAIL ☐ SHELL RETAIL
☐ MOTIVA SD&CM ☐ CONSULTANT ☐ LUBES
☐ SHELL PIPELINE ☐ OTHER _____

Print Bill To Contact Name: Robert Mooshegian
PO #

INCIDENT # (ENV SERVICES): 9 7 2 1 6 6 4 0
SAP #: 3 4 0 0 6 1

☐ CHECK IF NO INCIDENT # APPLIES
DATE: 29-Jan-13
PAGE: 1 of 1

SAMPLING COMPANY: URS CORPORATION
LOG CODE:
ADDRESS: 1001 HIGHLANDS PLAZA DRIVE WEST - SUITE 300, ST LOUIS, MO 63110
Laboratory Address: Air Toxics, LTD 180 Blue Ravine Road Suite B, Folsom, CA 95630-4719
TELEPHONE: 314-429-0100
FAX: 314-429-0452
PM To Contact E-MAIL: dave.palmer@urs.com

SITE ADDRESS: Street and City: 900 SOUTH CENTRAL AVE – ROXANA
State: IL
GLOBAL ID NO.:
EDF DELIVERABLE TO (Name, Company, Office Location): Elizabeth Kunkel, URS, St. Louis
PHONE NO.: 314-743-4179
E-MAIL: elizabeth.kunkel@urs.com
CONSULTANT PROJECT NAME#: Roxana SVE O&M
SAMPLER NAME(S) (Print): S Wisfler, T. Carrol

TURNAROUND TIME (CALENDAR DAYS):
☑ STANDARD (14 DAY) ☐ 5 DAYS ☐ 3 DAYS ☐ 2 DAYS ☐ 24 HOURS ☐ RESULTS NEEDED ON WEEKEND

☐ LA - RWQCB REPORT FORMAT ☑ UST AGENCY:

DELIVERABLES: ☐ LEVEL 1 ☐ LEVEL 2 ☐ LEVEL 3 ☑ LEVEL 4 ☐ OTHER (SPECIFY) _____

☑ SHELL CONTRACT RATE APPLIES
☐ STATE REIMBURSEMENT RATE APPLIES
☐ EDD NOT NEEDED
☑ RECEIPT VERIFICATION REQUESTED

REQUESTED ANALYSIS

Turn Around Time: ☑ Normal ☐ Rush Specify

Lab Use Only
Pressurized by:
Date:
Pressurization Gas: N_2 He

LAB USE ONLY	Field Sample Identification	SAMPLING DATE	SAMPLING TIME	Canister Number	Canister Pressure/Vacuum Initial	Final	Receipt	Final (psi)	Modified TO-15 + Butane & Isopentane	Modified ASTM D-1945 + BTU	Modified TO-3 (Sh)-TPHg		Sample PID (ppm)
01A	EXH-SVE-01162013	01/16/13	925	36461	-29	-9			X	X	X		
02A	MainHeader-SVE-01162013	01/16/13	935	37358	-29	-9			X	X	X		
03A	PWHeader-SVE-01162013	01/16/13	930	36535	-29	-9			X	X	X		

1/29/13

ADDITIONAL NOTES:
- 14 day hold time
- Report results between MDL and RL
- Level IV ECVP

FedEx
Custody Seal Intact?
Y N None Temp NA

Relinquished by (Signature)	Received by (Signature)	Date	Time
	FEDEX	1/29/13	1730
	Katie Deck ATL	01/30/13	1050

05/2/06 Revision

Roxana Soil Vapor Quarterly – 1st Quarter 2013 Data Review

Laboratory SDG: 1301555A,B

Data Reviewer: Alan Fleisher

Peer Reviewer: Elizabeth Kunkel

Date Reviewed: 3/20/2013

Guidance: USEPA National Functional Guidelines for Superfund Organic Methods Data Review 2008

Sample Identification	Sample Identification
VMP-20-39.5-012313	VMP-44-10-012513
VMP-44-20-012513	VMP-44-30-012513

1.0 Data Package Completeness

Were all items delivered as specified in the QAPP and COC as appropriate?

Yes, however, professional judgment was used to qualify sample VMP-44-30-012513 due to the helium result in the sample (9.9%) that was greater than 10% of helium in the shroud (61.0%).

2.0 Laboratory Case Narrative \ Cooler Receipt Form

Were problems noted in the laboratory case narrative or cooler receipt form?

Yes, the laboratory case narrative indicated samples VMP-20-39.5-012313, VMP-44-10-012513, and VMP-44-20-012513 were diluted due to high levels of target analytes. Although not indicated in the laboratory case narrative, analytes were detected in the method blank. These issues are addressed further in the appropriate sections below.

No issues or discrepancies were noted in the cooler receipt form.

3.0 Holding Times

Were samples extracted/analyzed within applicable limits?

Yes

4.0 Blank Contamination

Were any analytes detected in the Blanks?

Yes

Blank ID	Parameter	Analyte	Concentration/ Amount
1301555A-05A	TO-15	Ethanol	9.2 ppbv / 17 µg/m^3
1301555A-05A	TO-15	Methylene chloride	0.95 ppbv / 3.3 µg/m^3
1301555B-05A	Natural gases	Nitrogen	0.085%
1301555B-05C	Natural gases	Nitrogen	0.089%

Qualifications due to blank contamination are included in the table below. Analytical data that were reported non-detect or at concentrations greater than five times (5X) the associated blank concentration did not require qualification.

Sample ID	Parameter	Analyte	New Reporting Limit (RL)	Qualification
VMP-44-30-012513	TO-15	Ethanol	-	**U**
VMP-44-30-012513	TO-15	Methylene chloride	-	**U**

5.0 Laboratory Control Sample

Were LCS recoveries within evaluation criteria?

Yes

6.0 Surrogate Recoveries

Were surrogate recoveries within evaluation criteria?

Yes

7.0 Matrix Spike and Matrix Spike Duplicate Recoveries

Were MS/MSD samples analyzed as part of this SDG?

MS/MSD samples are not applicable for vapor samples, due to the inability to spike the samples.

8.0 Laboratory Duplicate Results

Were laboratory duplicate samples collected as part of this SDG?

No

9.0 Field Duplicate Results

Were field duplicate samples collected as part of this SDG?

No

10.0 Sample Dilutions

For samples that were diluted and nondetect, were undiluted results also reported?

Not applicable; analytes were detected in samples that were diluted.

11.0 Additional Qualifications

Were additional qualifications applied?

Yes, professional judgment was used to qualify sample VMP-44-30-012513 due to a helium result in the sample (6.6%) that was greater than 10% of helium in the shroud (57.8%).

Sample ID	Parameter	Analyte	Qualification
VMP-44-30-012513	TO-15	All detects	**J**
VMP-44-30-012513	TO-15	All non-detects	**UJ**
VMP-44-30-012513	Natural gases	All detects	**J**
VMP-44-30-012513	Natural gases	All non-detects	**UJ**

eurofins | Air Toxics

2/13/2013
Ms. Elizabeth Kunkel
URS Corporation
1001 Highlands Plaza Dr. West
Suite 300
St. Louis MO 63110

Project Name: Roxana Soil Vapor
Project #: 21562850.04001
Workorder #: 1301555A

Dear Ms. Elizabeth Kunkel

The following report includes the data for the above referenced project for sample(s) received on 1/31/2013 at Air Toxics Ltd.

The data and associated QC analyzed by Modified TO-15 are compliant with the project requirements or laboratory criteria with the exception of the deviations noted in the attached case narrative.

Thank you for choosing Air Toxics Ltd. for your air analysis needs. Air Toxics Ltd. is committed to providing accurate data of the highest quality. Please feel free to contact the Project Manager: Kelly Buettner at 916-985-1000 if you have any questions regarding the data in this report.

Regards,

Kelly Buettner

Project Manager

REVIEWED
ON
3/20/13

eurofins | Air Toxics

WORK ORDER #: 1301555A

Work Order Summary

CLIENT:	Ms. Elizabeth Kunkel URS Corporation 1001 Highlands Plaza Dr. West Suite 300 St. Louis, MO 63110	**BILL TO:**	Accounts Payable Austin URS Corporation P.O. BOX 203970 Austin, TX 78720-1088
PHONE:	314-743-4179	**P.O. #**	21562735.00013
FAX:		**PROJECT #**	21562850.04001 Roxana Soil Vapor
DATE RECEIVED:	01/31/2013	**CONTACT:**	Kelly Buettner
DATE COMPLETED:	02/12/2013		

FRACTION #	NAME	TEST	RECEIPT VAC./PRES.	FINAL PRESSURE
01A	VMP-20-39.5-012313	Modified TO-15	5.6 "Hg	15 psi
02A	VMP-44-10-012513	Modified TO-15	3.6 "Hg	15 psi
03A	VMP-44-20-012513	Modified TO-15	5.8 "Hg	15 psi
04A	VMP-44-30-012513	Modified TO-15	9.2 "Hg	15 psi
05A	Lab Blank	Modified TO-15	NA	NA
06A	CCV	Modified TO-15	NA	NA
07A	LCS	Modified TO-15	NA	NA
07AA	LCSD	Modified TO-15	NA	NA

CERTIFIED BY: _____ DATE: 02/13/13

Technical Director

Certification numbers: AZ Licensure AZ0775, CA NELAP - 12282CA, NY NELAP - 11291,
TX NELAP - T104704434-12-5, UT NELAP CA009332012-3, WA NELAP - C935
Name of Accrediting Agency: NELAP/ORELAP (Oregon Environmental Laboratory Accreditation Program)
Accreditation number: CA300005, Effective date: 10/18/2011, Expiration date: 10/17/2012.
Eurofins Air Toxics Ltd. certifies that the test results contained in this report meet all requirements of the NELAC standards

This report shall not be reproduced, except in full, without the written approval of Eurofins Air Toxics, Inc

180 BLUE RAVINE ROAD, SUITE B FOLSOM, CA - 9563
(916) 985-1000 . (800) 985-5955 . FAX (916) 985-1020

LABORATORY NARRATIVE
EPA Method TO-15
URS Corporation
Workorder# 1301555A

Four 1 Liter Summa Canister samples were received on January 31, 2013. The laboratory performed analysis via EPA Method TO-15 using GC/MS in the full scan mode.

This workorder was independently validated prior to submittal using 'USEPA National Functional Guidelines' as generally applied to the analysis of volatile organic compounds in air. A rules-based, logic driven, independent validation engine was employed to assess completeness, evaluate pass/fail of relevant project quality control requirements and verification of all quantified amounts.

Receiving Notes

There were no receiving discrepancies.

Analytical Notes

As per client project requirements, the laboratory has reported estimated values for target compound hits that are below the Reporting Limit but greater than the Method Detection Limit. Concentrations that are below the level at which the canister was certified may be false positives.

Dilution was performed on samples VMP-20-39.5-012313, VMP-44-10-012513, and VMP-44-20-012513 due to the presence of high level target species.

Definition of Data Qualifying Flags

Eight qualifiers may have been used on the data analysis sheets and indicates as follows:

B - Compound present in laboratory blank greater than reporting limit (background subtraction not performed).
J - Estimated value.
E - Exceeds instrument calibration range.
S - Saturated peak.
Q - Exceeds quality control limits.
U - Compound analyzed for but not detected above the reporting limit.
UJ- Non-detected compound associated with low bias in the CCV and/or LCS.
N - The identification is based on presumptive evidence.

File extensions may have been used on the data analysis sheets and indicates as follows:
a-File was requantified
b-File was quantified by a second column and detector
r1-File was requantified for the purpose of reissue

eurofins | Air Toxics

Summary of Detected Compounds
EPA METHOD TO-15 GC/MS

Client Sample ID: VMP-20-39.5-012313

Lab ID#: 1301555A-01A

Compound	Rpt. Limit (ppbv)	Amount (ppbv)	Rpt. Limit (ug/m3)	Amount (ug/m3)
2-Propanol	830	73 J	2000	180 J
Methylene Chloride	210	38 J	720	130 J
Hexane	210	19 J	730	68 J
2,2,4-Trimethylpentane	210	120000	960	560000
Benzene	210	75 J	660	240 J
Tetrachloroethene	210	77 J	1400	520 J
Butane	830	5200	2000	12000
Isopentane	830	2400	2400	7100

Client Sample ID: VMP-44-10-012513

Lab ID#: 1301555A-02A

Compound	Rpt. Limit (ppbv)	Amount (ppbv)	Rpt. Limit (ug/m3)	Amount (ug/m3)
2-Propanol	460	38 J	1100	93 J
Methylene Chloride	120	22 J	400	77 J
Hexane	120	1400	400	5100
Cyclohexane	120	2700	400	9300
2,2,4-Trimethylpentane	120	65000	540	300000
Benzene	120	160	370	530
Tetrachloroethene	120	35 J	780	240 J
m,p-Xylene	120	21 J	500	92 J
Butane	460	1300	1100	3100
Isopentane	460	2800	1400	8400

Client Sample ID: VMP-44-20-012513

Lab ID#: 1301555A-03A

Compound	Rpt. Limit (ppbv)	Amount (ppbv)	Rpt. Limit (ug/m3)	Amount (ug/m3)
2-Propanol	170	450	410	1100
Methylene Chloride	42	10 J	140	36 J
Hexane	42	110	150	380
Cyclohexane	42	940	140	3200
2,2,4-Trimethylpentane	42	23000	190	110000

eurofins | Air Toxics

Summary of Detected Compounds
EPA METHOD TO-15 GC/MS

Client Sample ID: VMP-44-20-012513

Lab ID#: 1301555A-03A

Benzene	42	20 J	130	65 J
Butane	170	190	400	460
Isopentane	170	5400	490	16000

Client Sample ID: VMP-44-30-012513

Lab ID#: 1301555A-04A

Compound	Rpt. Limit (ppbv)	Amount (ppbv)	Rpt. Limit (ug/m3)	Amount (ug/m3)
Ethanol	58	~~15 J~~	110	~~29 J~~
Acetone	58	6300	140	15000
2-Propanol	58	4300	140	10000
Methylene Chloride	14	~~3.1 J~~	50	~~11 J~~
Hexane	14	4.7 J	51	17 J
Cyclohexane	14	6.3 J	50	22 J
2,2,4-Trimethylpentane	14	100	68	470
Benzene	14	12 J	46	37 J
Butane	58	18 J	140	42 J
Isopentane	58	21 J	170	61 J

Client Sample ID: VMP-20-39.5-012313

Lab ID#: 1301555A-01A

EPA METHOD TO-15 GC/MS

File Name:	**14020441**	**Date of Collection:**	**1/23/13 10:12:00 AM**
Dil. Factor:	**41.3**	**Date of Analysis:**	**2/5/13 11:02 AM**

Compound	Rpt. Limit (ppbv)	Amount (ppbv)	Rpt. Limit (ug/m3)	Amount (ug/m3)
Freon 12	210	Not Detected	1000	Not Detected
Freon 114	210	Not Detected	1400	Not Detected
Chloromethane	830	Not Detected	1700	Not Detected
Vinyl Chloride	210	Not Detected	530	Not Detected
1,3-Butadiene	210	Not Detected	460	Not Detected
Bromomethane	210	Not Detected	800	Not Detected
Chloroethane	830	Not Detected	2200	Not Detected
Freon 11	210	Not Detected	1200	Not Detected
Ethanol	830	Not Detected	1600	Not Detected
Freon 113	210	Not Detected	1600	Not Detected
1,1-Dichloroethene	210	Not Detected	820	Not Detected
Acetone	830	Not Detected	2000	Not Detected
2-Propanol	830	73 J	2000	180 J
Carbon Disulfide	210	Not Detected	640	Not Detected
3-Chloropropene	830	Not Detected	2600	Not Detected
Methylene Chloride	210	38 J	720	130 J
Methyl tert-butyl ether	210	Not Detected	740	Not Detected
trans-1,2-Dichloroethene	210	Not Detected	820	Not Detected
Hexane	210	19 J	730	68 J
1,1-Dichloroethane	210	Not Detected	840	Not Detected
2-Butanone (Methyl Ethyl Ketone)	830	Not Detected	2400	Not Detected
cis-1,2-Dichloroethene	210	Not Detected	820	Not Detected
Tetrahydrofuran	210	Not Detected	610	Not Detected
Chloroform	210	Not Detected	1000	Not Detected
1,1,1-Trichloroethane	210	Not Detected	1100	Not Detected
Cyclohexane	210	Not Detected	710	Not Detected
Carbon Tetrachloride	210	Not Detected	1300	Not Detected
2,2,4-Trimethylpentane	210	120000	960	560000
Benzene	210	75 J	660	240 J
1,2-Dichloroethane	210	Not Detected	840	Not Detected
Heptane	210	Not Detected	850	Not Detected
Trichloroethene	210	Not Detected	1100	Not Detected
1,2-Dichloropropane	210	Not Detected	950	Not Detected
1,4-Dioxane	830	Not Detected	3000	Not Detected
Bromodichloromethane	210	Not Detected	1400	Not Detected
cis-1,3-Dichloropropene	210	Not Detected	940	Not Detected
4-Methyl-2-pentanone	210	Not Detected	840	Not Detected
Toluene	210	Not Detected	780	Not Detected
trans-1,3-Dichloropropene	210	Not Detected	940	Not Detected
1,1,2-Trichloroethane	210	Not Detected	1100	Not Detected
Tetrachloroethene	210	77 J	1400	520 J
2-Hexanone	830	Not Detected	3400	Not Detected

eurofins | Air Toxics

Client Sample ID: VMP-20-39.5-012313

Lab ID#: 1301555A-01A

EPA METHOD TO-15 GC/MS

File Name:	**14020441**	**Date of Collection:**	**1/23/13 10:12:00 AM**
Dil. Factor:	**41.3**	**Date of Analysis:**	**2/5/13 11:02 AM**

Compound	Rpt. Limit (ppbv)	Amount (ppbv)	Rpt. Limit (ug/m3)	Amount (ug/m3)
Dibromochloromethane	210	Not Detected	1800	Not Detected
1,2-Dibromoethane (EDB)	210	Not Detected	1600	Not Detected
Chlorobenzene	210	Not Detected	950	Not Detected
Ethyl Benzene	210	Not Detected	900	Not Detected
m,p-Xylene	210	Not Detected	900	Not Detected
o-Xylene	210	Not Detected	900	Not Detected
Styrene	210	Not Detected	880	Not Detected
Bromoform	210	Not Detected	2100	Not Detected
Cumene	210	Not Detected	1000	Not Detected
1,1,2,2-Tetrachloroethane	210	Not Detected	1400	Not Detected
Propylbenzene	210	Not Detected	1000	Not Detected
4-Ethyltoluene	210	Not Detected	1000	Not Detected
1,3,5-Trimethylbenzene	210	Not Detected	1000	Not Detected
1,2,4-Trimethylbenzene	210	Not Detected	1000	Not Detected
1,3-Dichlorobenzene	210	Not Detected	1200	Not Detected
1,4-Dichlorobenzene	210	Not Detected	1200	Not Detected
alpha-Chlorotoluene	210	Not Detected	1100	Not Detected
1,2-Dichlorobenzene	210	Not Detected	1200	Not Detected
1,2,4-Trichlorobenzene	830	Not Detected	6100	Not Detected
Hexachlorobutadiene	830	Not Detected	8800	Not Detected
Butane	830	5200	2000	12000
Isopentane	830	2400	2400	7100

J = Estimated value.

Container Type: 1 Liter Summa Canister

Surrogates	%Recovery	Method Limits
1,2-Dichloroethane-d4	119	70-130
Toluene-d8	101	70-130
4-Bromofluorobenzene	98	70-130

eurofins | Air Toxics

Client Sample ID: VMP-44-10-012513

Lab ID#: 1301555A-02A

EPA METHOD TO-15 GC/MS

File Name:	**14020442**	**Date of Collection:**	**1/25/13 9:50:00 AM**
Dil. Factor:	**23.0**	**Date of Analysis:**	**2/5/13 11:22 AM**

Compound	Rpt. Limit (ppbv)	Amount (ppbv)	Rpt. Limit (ug/m3)	Amount (ug/m3)
Freon 12	120	Not Detected	570	Not Detected
Freon 114	120	Not Detected	800	Not Detected
Chloromethane	460	Not Detected	950	Not Detected
Vinyl Chloride	120	Not Detected	290	Not Detected
1,3-Butadiene	120	Not Detected	250	Not Detected
Bromomethane	120	Not Detected	450	Not Detected
Chloroethane	460	Not Detected	1200	Not Detected
Freon 11	120	Not Detected	650	Not Detected
Ethanol	460	Not Detected	870	Not Detected
Freon 113	120	Not Detected	880	Not Detected
1,1-Dichloroethene	120	Not Detected	460	Not Detected
Acetone	460	Not Detected	1100	Not Detected
2-Propanol	460	38 J	1100	93 J
Carbon Disulfide	120	Not Detected	360	Not Detected
3-Chloropropene	460	Not Detected	1400	Not Detected
Methylene Chloride	120	22 J	400	77 J
Methyl tert-butyl ether	120	Not Detected	410	Not Detected
trans-1,2-Dichloroethene	120	Not Detected	460	Not Detected
Hexane	120	1400	400	5100
1,1-Dichloroethane	120	Not Detected	460	Not Detected
2-Butanone (Methyl Ethyl Ketone)	460	Not Detected	1400	Not Detected
cis-1,2-Dichloroethene	120	Not Detected	460	Not Detected
Tetrahydrofuran	120	Not Detected	340	Not Detected
Chloroform	120	Not Detected	560	Not Detected
1,1,1-Trichloroethane	120	Not Detected	630	Not Detected
Cyclohexane	120	2700	400	9300
Carbon Tetrachloride	120	Not Detected	720	Not Detected
2,2,4-Trimethylpentane	120	65000	540	300000
Benzene	120	160	370	530
1,2-Dichloroethane	120	Not Detected	460	Not Detected
Heptane	120	Not Detected	470	Not Detected
Trichloroethene	120	Not Detected	620	Not Detected
1,2-Dichloropropane	120	Not Detected	530	Not Detected
1,4-Dioxane	460	Not Detected	1600	Not Detected
Bromodichloromethane	120	Not Detected	770	Not Detected
cis-1,3-Dichloropropene	120	Not Detected	520	Not Detected
4-Methyl-2-pentanone	120	Not Detected	470	Not Detected
Toluene	120	Not Detected	430	Not Detected
trans-1,3-Dichloropropene	120	Not Detected	520	Not Detected
1,1,2-Trichloroethane	120	Not Detected	630	Not Detected
Tetrachloroethene	120	35 J	780	240 J
2-Hexanone	460	Not Detected	1900	Not Detected

eurofins | Air Toxics

Client Sample ID: VMP-44-10-012513

Lab ID#: 1301555A-02A

EPA METHOD TO-15 GC/MS

File Name:	**14020442**	**Date of Collection:**	**1/25/13 9:50:00 AM**
Dil. Factor:	**23.0**	**Date of Analysis:**	**2/5/13 11:22 AM**

Compound	Rpt. Limit (ppbv)	Amount (ppbv)	Rpt. Limit (ug/m3)	Amount (ug/m3)
Dibromochloromethane	120	Not Detected	980	Not Detected
1,2-Dibromoethane (EDB)	120	Not Detected	880	Not Detected
Chlorobenzene	120	Not Detected	530	Not Detected
Ethyl Benzene	120	Not Detected	500	Not Detected
m,p-Xylene	120	21 J	500	92 J
o-Xylene	120	Not Detected	500	Not Detected
Styrene	120	Not Detected	490	Not Detected
Bromoform	120	Not Detected	1200	Not Detected
Cumene	120	Not Detected	560	Not Detected
1,1,2,2-Tetrachloroethane	120	Not Detected	790	Not Detected
Propylbenzene	120	Not Detected	560	Not Detected
4-Ethyltoluene	120	Not Detected	560	Not Detected
1,3,5-Trimethylbenzene	120	Not Detected	560	Not Detected
1,2,4-Trimethylbenzene	120	Not Detected	560	Not Detected
1,3-Dichlorobenzene	120	Not Detected	690	Not Detected
1,4-Dichlorobenzene	120	Not Detected	690	Not Detected
alpha-Chlorotoluene	120	Not Detected	600	Not Detected
1,2-Dichlorobenzene	120	Not Detected	690	Not Detected
1,2,4-Trichlorobenzene	460	Not Detected	3400	Not Detected
Hexachlorobutadiene	460	Not Detected	4900	Not Detected
Butane	460	1300	1100	3100
Isopentane	460	2800	1400	8400

J = Estimated value.

Container Type: 1 Liter Summa Canister

Surrogates	%Recovery	Method Limits
1,2-Dichloroethane-d4	121	70-130
Toluene-d8	102	70-130
4-Bromofluorobenzene	100	70-130

eurofins | Air Toxics

Client Sample ID: VMP-44-20-012513

Lab ID#: 1301555A-03A

EPA METHOD TO-15 GC/MS

File Name:	**14020443**	**Date of Collection:**	**1/25/13 11:00:00 AM**
Dil. Factor:	**8.33**	**Date of Analysis:**	**2/5/13 11:40 AM**

Compound	Rpt. Limit (ppbv)	Amount (ppbv)	Rpt. Limit (ug/m3)	Amount (ug/m3)
Freon 12	42	Not Detected	200	Not Detected
Freon 114	42	Not Detected	290	Not Detected
Chloromethane	170	Not Detected	340	Not Detected
Vinyl Chloride	42	Not Detected	110	Not Detected
1,3-Butadiene	42	Not Detected	92	Not Detected
Bromomethane	42	Not Detected	160	Not Detected
Chloroethane	170	Not Detected	440	Not Detected
Freon 11	42	Not Detected	230	Not Detected
Ethanol	170	Not Detected	310	Not Detected
Freon 113	42	Not Detected	320	Not Detected
1,1-Dichloroethene	42	Not Detected	160	Not Detected
Acetone	170	Not Detected	400	Not Detected
2-Propanol	170	450	410	1100
Carbon Disulfide	42	Not Detected	130	Not Detected
3-Chloropropene	170	Not Detected	520	Not Detected
Methylene Chloride	42	10 J	140	36 J
Methyl tert-butyl ether	42	Not Detected	150	Not Detected
trans-1,2-Dichloroethene	42	Not Detected	160	Not Detected
Hexane	42	110	150	380
1,1-Dichloroethane	42	Not Detected	170	Not Detected
2-Butanone (Methyl Ethyl Ketone)	170	Not Detected	490	Not Detected
cis-1,2-Dichloroethene	42	Not Detected	160	Not Detected
Tetrahydrofuran	42	Not Detected	120	Not Detected
Chloroform	42	Not Detected	200	Not Detected
1,1,1-Trichloroethane	42	Not Detected	230	Not Detected
Cyclohexane	42	940	140	3200
Carbon Tetrachloride	42	Not Detected	260	Not Detected
2,2,4-Trimethylpentane	42	23000	190	110000
Benzene	42	20 J	130	65 J
1,2-Dichloroethane	42	Not Detected	170	Not Detected
Heptane	42	Not Detected	170	Not Detected
Trichloroethene	42	Not Detected	220	Not Detected
1,2-Dichloropropane	42	Not Detected	190	Not Detected
1,4-Dioxane	170	Not Detected	600	Not Detected
Bromodichloromethane	42	Not Detected	280	Not Detected
cis-1,3-Dichloropropene	42	Not Detected	190	Not Detected
4-Methyl-2-pentanone	42	Not Detected	170	Not Detected
Toluene	42	Not Detected	160	Not Detected
trans-1,3-Dichloropropene	42	Not Detected	190	Not Detected
1,1,2-Trichloroethane	42	Not Detected	230	Not Detected
Tetrachloroethene	42	Not Detected	280	Not Detected
2-Hexanone	170	Not Detected	680	Not Detected

eurofins | Air Toxics

Client Sample ID: VMP-44-20-012513

Lab ID#: 1301555A-03A

EPA METHOD TO-15 GC/MS

File Name:	**14020443**	**Date of Collection: 1/25/13 11:00:00 AM**	
Dil. Factor:	**8.33**	**Date of Analysis: 2/5/13 11:40 AM**	

Compound	Rpt. Limit (ppbv)	Amount (ppbv)	Rpt. Limit (ug/m3)	Amount (ug/m3)
Dibromochloromethane	42	Not Detected	350	Not Detected
1,2-Dibromoethane (EDB)	42	Not Detected	320	Not Detected
Chlorobenzene	42	Not Detected	190	Not Detected
Ethyl Benzene	42	Not Detected	180	Not Detected
m,p-Xylene	42	Not Detected	180	Not Detected
o-Xylene	42	Not Detected	180	Not Detected
Styrene	42	Not Detected	180	Not Detected
Bromoform	42	Not Detected	430	Not Detected
Cumene	42	Not Detected	200	Not Detected
1,1,2,2-Tetrachloroethane	42	Not Detected	280	Not Detected
Propylbenzene	42	Not Detected	200	Not Detected
4-Ethyltoluene	42	Not Detected	200	Not Detected
1,3,5-Trimethylbenzene	42	Not Detected	200	Not Detected
1,2,4-Trimethylbenzene	42	Not Detected	200	Not Detected
1,3-Dichlorobenzene	42	Not Detected	250	Not Detected
1,4-Dichlorobenzene	42	Not Detected	250	Not Detected
alpha-Chlorotoluene	42	Not Detected	220	Not Detected
1,2-Dichlorobenzene	42	Not Detected	250	Not Detected
1,2,4-Trichlorobenzene	170	Not Detected	1200	Not Detected
Hexachlorobutadiene	170	Not Detected	1800	Not Detected
Butane	170	190	400	460
Isopentane	170	5400	490	16000

J = Estimated value.

Container Type: 1 Liter Summa Canister

Surrogates	%Recovery	Method Limits
1,2-Dichloroethane-d4	120	70-130
Toluene-d8	102	70-130
4-Bromofluorobenzene	101	70-130

eurofins | Air Toxics

Client Sample ID: VMP-44-30-012513

Lab ID#: 1301555A-04A

EPA METHOD TO-15 GC/MS

File Name:	**14020444**	**Date of Collection:**	**1/25/13 11:54:00 AM**
Dil. Factor:	**2.91**	**Date of Analysis:**	**2/5/13 11:59 AM**

Compound	Rpt. Limit (ppbv)	Amount (ppbv)	Rpt. Limit (ug/m3)	Amount (ug/m3)
Freon 12	14	Not Detected	72	Not Detected
Freon 114	14	Not Detected	100	Not Detected
Chloromethane	58	Not Detected	120	Not Detected
Vinyl Chloride	14	Not Detected	37	Not Detected
1,3-Butadiene	14	Not Detected	32	Not Detected
Bromomethane	14	Not Detected	56	Not Detected
Chloroethane	58	Not Detected	150	Not Detected
Freon 11	14	Not Detected	82	Not Detected
Ethanol	58	~~15 J~~	110	~~29 J~~
Freon 113	14	Not Detected	110	Not Detected
1,1-Dichloroethene	14	Not Detected	58	Not Detected
Acetone	58	6300	140	15000
2-Propanol	58	4300	140	10000
Carbon Disulfide	14	Not Detected	45	Not Detected
3-Chloropropene	58	Not Detected	180	Not Detected
Methylene Chloride	14	~~3.1 J~~	50	~~11 J~~
Methyl tert-butyl ether	14	Not Detected	52	Not Detected
trans-1,2-Dichloroethene	14	Not Detected	58	Not Detected
Hexane	14	4.7 J	51	17 J
1,1-Dichloroethane	14	Not Detected	59	Not Detected
2-Butanone (Methyl Ethyl Ketone)	58	Not Detected	170	Not Detected
cis-1,2-Dichloroethene	14	Not Detected	58	Not Detected
Tetrahydrofuran	14	Not Detected	43	Not Detected
Chloroform	14	Not Detected	71	Not Detected
1,1,1-Trichloroethane	14	Not Detected	79	Not Detected
Cyclohexane	14	6.3 J	50	22 J
Carbon Tetrachloride	14	Not Detected	92	Not Detected
2,2,4-Trimethylpentane	14	100	68	470
Benzene	14	12 J	46	37 J
1,2-Dichloroethane	14	Not Detected	59	Not Detected
Heptane	14	Not Detected	60	Not Detected
Trichloroethene	14	Not Detected	78	Not Detected
1,2-Dichloropropane	14	Not Detected	67	Not Detected
1,4-Dioxane	58	Not Detected	210	Not Detected
Bromodichloromethane	14	Not Detected	97	Not Detected
cis-1,3-Dichloropropene	14	Not Detected	66	Not Detected
4-Methyl-2-pentanone	14	Not Detected	60	Not Detected
Toluene	14	Not Detected	55	Not Detected
trans-1,3-Dichloropropene	14	Not Detected	66	Not Detected
1,1,2-Trichloroethane	14	Not Detected	79	Not Detected
Tetrachloroethene	14	Not Detected	99	Not Detected
2-Hexanone	58	Not Detected	240	Not Detected

eurofins | Air Toxics

Client Sample ID: VMP-44-30-012513

Lab ID#: 1301555A-04A

EPA METHOD TO-15 GC/MS

File Name:	**14020444**	**Date of Collection:**	**1/25/13 11:54:00 AM**
Dil. Factor:	**2.91**	**Date of Analysis:**	**2/5/13 11:59 AM**

Compound	Rpt. Limit (ppbv)	Amount (ppbv)	Rpt. Limit (ug/m3)	Amount (ug/m3)
Dibromochloromethane	14	Not Detected	120	Not Detected
1,2-Dibromoethane (EDB)	14	Not Detected	110	Not Detected
Chlorobenzene	14	Not Detected	67	Not Detected
Ethyl Benzene	14	Not Detected	63	Not Detected
m,p-Xylene	14	Not Detected	63	Not Detected
o-Xylene	14	Not Detected	63	Not Detected
Styrene	14	Not Detected	62	Not Detected
Bromoform	14	Not Detected	150	Not Detected
Cumene	14	Not Detected	72	Not Detected
1,1,2,2-Tetrachloroethane	14	Not Detected	100	Not Detected
Propylbenzene	14	Not Detected	72	Not Detected
4-Ethyltoluene	14	Not Detected	72	Not Detected
1,3,5-Trimethylbenzene	14	Not Detected	72	Not Detected
1,2,4-Trimethylbenzene	14	Not Detected	72	Not Detected
1,3-Dichlorobenzene	14	Not Detected	87	Not Detected
1,4-Dichlorobenzene	14	Not Detected	87	Not Detected
alpha-Chlorotoluene	14	Not Detected	75	Not Detected
1,2-Dichlorobenzene	14	Not Detected	87	Not Detected
1,2,4-Trichlorobenzene	58	Not Detected	430	Not Detected
Hexachlorobutadiene	58	Not Detected	620	Not Detected
Butane	58	18 J	140	42 J
Isopentane	58	21 J	170	61 J

J = Estimated value.

Container Type: 1 Liter Summa Canister

Surrogates	%Recovery	Method Limits
1,2-Dichloroethane-d4	105	70-130
Toluene-d8	101	70-130
4-Bromofluorobenzene	104	70-130

eurofins | Air Toxics

Client Sample ID: Lab Blank

Lab ID#: 1301555A-05A

EPA METHOD TO-15 GC/MS

File Name:	**14020434a**	**Date of Collection: NA**	
Dil. Factor:	**1.00**	**Date of Analysis: 2/4/13 10:12 PM**	

Compound	Rpt. Limit (ppbv)	Amount (ppbv)	Rpt. Limit (ug/m3)	Amount (ug/m3)
Freon 12	5.0	Not Detected	25	Not Detected
Freon 114	5.0	Not Detected	35	Not Detected
Chloromethane	20	Not Detected	41	Not Detected
Vinyl Chloride	5.0	Not Detected	13	Not Detected
1,3-Butadiene	5.0	Not Detected	11	Not Detected
Bromomethane	5.0	Not Detected	19	Not Detected
Chloroethane	20	Not Detected	53	Not Detected
Freon 11	5.0	Not Detected	28	Not Detected
Ethanol	20	9.2 J	38	17 J
Freon 113	5.0	Not Detected	38	Not Detected
1,1-Dichloroethene	5.0	Not Detected	20	Not Detected
Acetone	20	Not Detected	48	Not Detected
2-Propanol	20	Not Detected	49	Not Detected
Carbon Disulfide	5.0	Not Detected	16	Not Detected
3-Chloropropene	20	Not Detected	63	Not Detected
Methylene Chloride	5.0	0.95 J	17	3.3 J
Methyl tert-butyl ether	5.0	Not Detected	18	Not Detected
trans-1,2-Dichloroethene	5.0	Not Detected	20	Not Detected
Hexane	5.0	Not Detected	18	Not Detected
1,1-Dichloroethane	5.0	Not Detected	20	Not Detected
2-Butanone (Methyl Ethyl Ketone)	20	Not Detected	59	Not Detected
cis-1,2-Dichloroethene	5.0	Not Detected	20	Not Detected
Tetrahydrofuran	5.0	Not Detected	15	Not Detected
Chloroform	5.0	Not Detected	24	Not Detected
1,1,1-Trichloroethane	5.0	Not Detected	27	Not Detected
Cyclohexane	5.0	Not Detected	17	Not Detected
Carbon Tetrachloride	5.0	Not Detected	31	Not Detected
2,2,4-Trimethylpentane	5.0	Not Detected	23	Not Detected
Benzene	5.0	Not Detected	16	Not Detected
1,2-Dichloroethane	5.0	Not Detected	20	Not Detected
Heptane	5.0	Not Detected	20	Not Detected
Trichloroethene	5.0	Not Detected	27	Not Detected
1,2-Dichloropropane	5.0	Not Detected	23	Not Detected
1,4-Dioxane	20	Not Detected	72	Not Detected
Bromodichloromethane	5.0	Not Detected	34	Not Detected
cis-1,3-Dichloropropene	5.0	Not Detected	23	Not Detected
4-Methyl-2-pentanone	5.0	Not Detected	20	Not Detected
Toluene	5.0	Not Detected	19	Not Detected
trans-1,3-Dichloropropene	5.0	Not Detected	23	Not Detected
1,1,2-Trichloroethane	5.0	Not Detected	27	Not Detected
Tetrachloroethene	5.0	Not Detected	34	Not Detected
2-Hexanone	20	Not Detected	82	Not Detected

Client Sample ID: Lab Blank

Lab ID#: 1301555A-05A

EPA METHOD TO-15 GC/MS

File Name:	**14020434a**	**Date of Collection: NA**	
Dil. Factor:	**1.00**	**Date of Analysis: 2/4/13 10:12 PM**	

Compound	Rpt. Limit (ppbv)	Amount (ppbv)	Rpt. Limit (ug/m3)	Amount (ug/m3)
Dibromochloromethane	5.0	Not Detected	42	Not Detected
1,2-Dibromoethane (EDB)	5.0	Not Detected	38	Not Detected
Chlorobenzene	5.0	Not Detected	23	Not Detected
Ethyl Benzene	5.0	Not Detected	22	Not Detected
m,p-Xylene	5.0	Not Detected	22	Not Detected
o-Xylene	5.0	Not Detected	22	Not Detected
Styrene	5.0	Not Detected	21	Not Detected
Bromoform	5.0	Not Detected	52	Not Detected
Cumene	5.0	Not Detected	24	Not Detected
1,1,2,2-Tetrachloroethane	5.0	Not Detected	34	Not Detected
Propylbenzene	5.0	Not Detected	24	Not Detected
4-Ethyltoluene	5.0	Not Detected	24	Not Detected
1,3,5-Trimethylbenzene	5.0	Not Detected	24	Not Detected
1,2,4-Trimethylbenzene	5.0	Not Detected	24	Not Detected
1,3-Dichlorobenzene	5.0	Not Detected	30	Not Detected
1,4-Dichlorobenzene	5.0	Not Detected	30	Not Detected
alpha-Chlorotoluene	5.0	Not Detected	26	Not Detected
1,2-Dichlorobenzene	5.0	Not Detected	30	Not Detected
1,2,4-Trichlorobenzene	20	Not Detected	150	Not Detected
Hexachlorobutadiene	20	Not Detected	210	Not Detected
Butane	20	Not Detected	48	Not Detected
Isopentane	20	Not Detected	59	Not Detected

J = Estimated value.

Container Type: NA - Not Applicable

Surrogates	%Recovery	Method Limits
1,2-Dichloroethane-d4	103	70-130
Toluene-d8	99	70-130
4-Bromofluorobenzene	101	70-130

eurofins | Air Toxics

Client Sample ID: CCV

Lab ID#: 1301555A-06A

EPA METHOD TO-15 GC/MS

File Name:	**14020430**	**Date of Collection: NA**	
Dil. Factor:	**1.00**	**Date of Analysis: 2/4/13 08:40 PM**	

Compound	%Recovery
Freon 12	111
Freon 114	112
Chloromethane	118
Vinyl Chloride	106
1,3-Butadiene	108
Bromomethane	114
Chloroethane	104
Freon 11	114
Ethanol	108
Freon 113	102
1,1-Dichloroethene	107
Acetone	104
2-Propanol	111
Carbon Disulfide	93
3-Chloropropene	100
Methylene Chloride	106
Methyl tert-butyl ether	104
trans-1,2-Dichloroethene	108
Hexane	104
1,1-Dichloroethane	106
2-Butanone (Methyl Ethyl Ketone)	107
cis-1,2-Dichloroethene	101
Tetrahydrofuran	106
Chloroform	108
1,1,1-Trichloroethane	104
Cyclohexane	105
Carbon Tetrachloride	110
2,2,4-Trimethylpentane	107
Benzene	104
1,2-Dichloroethane	109
Heptane	104
Trichloroethene	104
1,2-Dichloropropane	102
1,4-Dioxane	111
Bromodichloromethane	106
cis-1,3-Dichloropropene	98
4-Methyl-2-pentanone	108
Toluene	100
trans-1,3-Dichloropropene	100
1,1,2-Trichloroethane	103
Tetrachloroethene	103
2-Hexanone	114

eurofins | Air Toxics

Client Sample ID: CCV
Lab ID#: 1301555A-06A
EPA METHOD TO-15 GC/MS

File Name:	**14020430**	**Date of Collection: NA**	
Dil. Factor:	**1.00**	**Date of Analysis: 2/4/13 08:40 PM**	

Compound	%Recovery
Dibromochloromethane	109
1,2-Dibromoethane (EDB)	108
Chlorobenzene	104
Ethyl Benzene	101
m,p-Xylene	104
o-Xylene	105
Styrene	110
Bromoform	112
Cumene	109
1,1,2,2-Tetrachloroethane	111
Propylbenzene	110
4-Ethyltoluene	114
1,3,5-Trimethylbenzene	114
1,2,4-Trimethylbenzene	110
1,3-Dichlorobenzene	105
1,4-Dichlorobenzene	105
alpha-Chlorotoluene	111
1,2-Dichlorobenzene	109
1,2,4-Trichlorobenzene	97
Hexachlorobutadiene	107
Butane	117
Isopentane	108

Container Type: NA - Not Applicable

Surrogates	%Recovery	Method Limits
1,2-Dichloroethane-d4	104	70-130
Toluene-d8	100	70-130
4-Bromofluorobenzene	103	70-130

eurofins | Air Toxics

Client Sample ID: LCS
Lab ID#: 1301555A-07A
EPA METHOD TO-15 GC/MS

File Name:	**14020431**	**Date of Collection: NA**	
Dil. Factor:	**1.00**	**Date of Analysis: 2/4/13 09:02 PM**	

Compound	%Recovery
Freon 12	94
Freon 114	97
Chloromethane	106
Vinyl Chloride	95
1,3-Butadiene	92
Bromomethane	97
Chloroethane	88
Freon 11	99
Ethanol	94
Freon 113	89
1,1-Dichloroethene	102
Acetone	94
2-Propanol	92
Carbon Disulfide	99
3-Chloropropene	91
Methylene Chloride	92
Methyl tert-butyl ether	85
trans-1,2-Dichloroethene	103
Hexane	86
1,1-Dichloroethane	91
2-Butanone (Methyl Ethyl Ketone)	83
cis-1,2-Dichloroethene	88
Tetrahydrofuran	86
Chloroform	94
1,1,1-Trichloroethane	91
Cyclohexane	88
Carbon Tetrachloride	96
2,2,4-Trimethylpentane	87
Benzene	91
1,2-Dichloroethane	97
Heptane	86
Trichloroethene	92
1,2-Dichloropropane	86
1,4-Dioxane	89
Bromodichloromethane	88
cis-1,3-Dichloropropene	81
4-Methyl-2-pentanone	85
Toluene	85
trans-1,3-Dichloropropene	80
1,1,2-Trichloroethane	92
Tetrachloroethene	88
2-Hexanone	79

eurofins | Air Toxics

Client Sample ID: LCS

Lab ID#: 1301555A-07A

EPA METHOD TO-15 GC/MS

File Name:	**14020431**	**Date of Collection: NA**	
Dil. Factor:	**1.00**	**Date of Analysis: 2/4/13 09:02 PM**	

Compound	%Recovery
Dibromochloromethane	88
1,2-Dibromoethane (EDB)	91
Chlorobenzene	92
Ethyl Benzene	85
m,p-Xylene	90
o-Xylene	87
Styrene	86
Bromoform	90
Cumene	90
1,1,2,2-Tetrachloroethane	96
Propylbenzene	94
4-Ethyltoluene	92
1,3,5-Trimethylbenzene	95
1,2,4-Trimethylbenzene	90
1,3-Dichlorobenzene	95
1,4-Dichlorobenzene	91
alpha-Chlorotoluene	82
1,2-Dichlorobenzene	96
1,2,4-Trichlorobenzene	98
Hexachlorobutadiene	98
Butane	99
Isopentane	92

Container Type: NA - Not Applicable

Surrogates	%Recovery	Method Limits
1,2-Dichloroethane-d4	104	70-130
Toluene-d8	99	70-130
4-Bromofluorobenzene	105	70-130

eurofins | Air Toxics

Client Sample ID: LCSD

Lab ID#: 1301555A-07AA

EPA METHOD TO-15 GC/MS

File Name:	**14020432**	**Date of Collection: NA**	
Dil. Factor:	**1.00**	**Date of Analysis: 2/4/13 09:25 PM**	

Compound	%Recovery
Freon 12	95
Freon 114	95
Chloromethane	104
Vinyl Chloride	94
1,3-Butadiene	94
Bromomethane	97
Chloroethane	92
Freon 11	97
Ethanol	90
Freon 113	93
1,1-Dichloroethene	101
Acetone	92
2-Propanol	88
Carbon Disulfide	98
3-Chloropropene	87
Methylene Chloride	91
Methyl tert-butyl ether	84
trans-1,2-Dichloroethene	105
Hexane	86
1,1-Dichloroethane	90
2-Butanone (Methyl Ethyl Ketone)	84
cis-1,2-Dichloroethene	85
Tetrahydrofuran	86
Chloroform	94
1,1,1-Trichloroethane	89
Cyclohexane	86
Carbon Tetrachloride	96
2,2,4-Trimethylpentane	86
Benzene	89
1,2-Dichloroethane	98
Heptane	82
Trichloroethene	93
1,2-Dichloropropane	89
1,4-Dioxane	87
Bromodichloromethane	90
cis-1,3-Dichloropropene	79
4-Methyl-2-pentanone	79
Toluene	85
trans-1,3-Dichloropropene	81
1,1,2-Trichloroethane	91
Tetrachloroethene	88
2-Hexanone	79

eurofins | Air Toxics

Client Sample ID: LCSD

Lab ID#: 1301555A-07AA

EPA METHOD TO-15 GC/MS

File Name:	**14020432**	**Date of Collection: NA**	
Dil. Factor:	**1.00**	**Date of Analysis: 2/4/13 09:25 PM**	

Compound	%Recovery
Dibromochloromethane	86
1,2-Dibromoethane (EDB)	90
Chlorobenzene	91
Ethyl Benzene	83
m,p-Xylene	90
o-Xylene	86
Styrene	84
Bromoform	86
Cumene	92
1,1,2,2-Tetrachloroethane	96
Propylbenzene	93
4-Ethyltoluene	89
1,3,5-Trimethylbenzene	94
1,2,4-Trimethylbenzene	89
1,3-Dichlorobenzene	94
1,4-Dichlorobenzene	92
alpha-Chlorotoluene	79
1,2-Dichlorobenzene	96
1,2,4-Trichlorobenzene	90
Hexachlorobutadiene	93
Butane	92
Isopentane	94

Container Type: NA - Not Applicable

Surrogates	%Recovery	Method Limits
1,2-Dichloroethane-d4	103	70-130
Toluene-d8	100	70-130
4-Bromofluorobenzene	104	70-130

Shell Oil Products Chain Of Custody Record

URS

Air Toxics LTD.
Project Name: Roxana Soil Vapor
Project # 21562850.04001
Lab Vendor #

Please Check Appropriate Box:
☑ ENV. SERVICES ☐ MOTIVA RETAIL ☐ SHELL RETAIL
☐ MOTIVA SD&CH ☐ CONSULTANT ☐ LUBES
☐ SHELL PIPELINE ☐ OTHER

Print Bill To Contact Name: Robert Mcsheggan
PO #:
INCIDENT # (ENV SERVICES): 9 7 2 1 6 6 4 0
☐ CHECK IF NO INCIDENT # APPLIES
DATE: 01/30/13
SAP #: 3 4 0 0 6 1
PAGE: 1 of 1

SAMPLING COMPANY: URS CORPORATION
ADDRESS: 100 HIGHLANDS PLAZA DRIVE WEST - SUITE 300; ST. LOUIS, MO 63110
Send Report To: Air Toxics, LTD 180 Blue Ravine Road, Suite B, Folsom, CA 95630-4719
TELEPHONE: FAX: 314-429-0462
E-mail To: Robert.Mcsheggan@urs.com
SITE ADDRESS: 900 SOUTH CENTRAL AVE - ROXANA
State: IL
PROJECT MANAGER: Elizabeth Kunkel, URS, St. Louis
PHONE NO: 314-743-4179
SAMPLED BY: A. Day, M. Mittermeyer, B. Lehan
Roxana Soil Vapor

TURNAROUND TIME (CALENDAR DAYS):
☑ STANDARD (14 DAY) ☐ 5 DAYS ☐ 3 DAYS ☐ 2 DAYS ☐ 24 HOURS ☐ RESULTS NEEDED ON WEEKEND

☐ 1A - RWQCB REPORT FORMAT ☑ UST AGENCY:

DELIVERABLES: ☐ LEVEL 1 ☐ LEVEL 2 ☐ LEVEL 3 ☑ LEVEL 4 ☐ OTHER (SPECIFY)

☑ SHELL CONTRACT RATE APPLIES
☐ STATE REIMBURSEMENT RATE APPLIES
☐ EDD NOT REQUIRED
☑ RECEIPT VERIFICATION REQUESTED

REQUESTED ANALYSIS

Lab Use Only	Field Sample Identification	SAMPLING DATE	SAMPLING TIME	Canister Number	Canister Pressure/Vacuum Initial	Final	Receipt	Final (psi)	Modified TO-15 + Butane & Isopentane	ASTM D-1946 + Helium					
	VMP-20-39.5-012313	01/23/13	942-1012	31192	-30	-7			X	X					
	VMP-44-10-012513	01/25/13	829-858	30790	-29.5	-5			X	X					
	VMP-44-20-012513	01/25/13	1030-1100	11629	-20	-6.5			X	X					
	VMP-44-30-012513	01/25/13	1134-1154	12378	-28.5	-10			X	X					
									X	X					
									X	X					
									X	X					
									X	X					
									X	X					
									X	X					

Turn Around Time: ☑ Normal ☐ Rush ☐ Specify
Lab Use Only
Pressurized by:
Date:
Pressurization Gas: N2 He

ADDITIONAL NOTES:
- 14 day hold time
- Report results between MDL and RL
- Level IV ECVP

1/30/13

Relinquished by: (Signature)	Received by: (Signature)	Date	Time
	FEDEX	1/30/13	1800
Relinquished by: (Signature)	Received by: (Signature)	1/31/13	0945
Relinquished by: (Signature)	Received by: (Signature)		

Custody Seal Intact?
Y N None Temp N/A

1371555

eurofins | Air Toxics

2/13/2013
Ms. Elizabeth Kunkel
URS Corporation
1001 Highlands Plaza Dr. West
Suite 300
St. Louis MO 63110

Project Name: Roxana Soil Vapor
Project #: 21562850.04001
Workorder #: 1301555B

Dear Ms. Elizabeth Kunkel

The following report includes the data for the above referenced project for sample(s) received on 1/31/2013 at Air Toxics Ltd.

The data and associated QC analyzed by Modified ASTM D-1946 are compliant with the project requirements or laboratory criteria with the exception of the deviations noted in the attached case narrative.

Thank you for choosing Air Toxics Ltd. for your air analysis needs. Air Toxics Ltd. is committed to providing accurate data of the highest quality. Please feel free to contact the Project Manager: Kelly Buettner at 916-985-1000 if you have any questions regarding the data in this report.

Regards,

Kelly Buettner

Project Manager

REVIEWED
ON
3/20/13

eurofins | Air Toxics

WORK ORDER #: 1301555B

Work Order Summary

CLIENT:	Ms. Elizabeth Kunkel URS Corporation 1001 Highlands Plaza Dr. West Suite 300 St. Louis, MO 63110	**BILL TO:**	Accounts Payable Austin URS Corporation P.O. BOX 203970 Austin, TX 78720-1088
PHONE:	314-743-4179	**P.O. #**	21562735.00013
FAX:		**PROJECT #**	21562850.04001 Roxana Soil Vapor
DATE RECEIVED:	01/31/2013	**CONTACT:**	Kelly Buettner
DATE COMPLETED:	02/13/2013		

FRACTION #	NAME	TEST	RECEIPT VAC./PRES.	FINAL PRESSURE
01A	VMP-20-39.5-012313	Modified ASTM D-1946	5.6 "Hg	15 psi
02A	VMP-44-10-012513	Modified ASTM D-1946	3.6 "Hg	15 psi
03A	VMP-44-20-012513	Modified ASTM D-1946	5.8 "Hg	15 psi
04A	VMP-44-30-012513	Modified ASTM D-1946	9.2 "Hg	15 psi
05A	Lab Blank	Modified ASTM D-1946	NA	NA
05B	Lab Blank	Modified ASTM D-1946	NA	NA
05C	Lab Blank	Modified ASTM D-1946	NA	NA
05D	Lab Blank	Modified ASTM D-1946	NA	NA
06A	LCS	Modified ASTM D-1946	NA	NA
06AA	LCSD	Modified ASTM D-1946	NA	NA
06B	LCS	Modified ASTM D-1946	NA	NA
06BB	LCSD	Modified ASTM D-1946	NA	NA

CERTIFIED BY: Heidi Hayes DATE: 02/13/13

Technical Director

Certification numbers: AZ Licensure AZ0775, CA NELAP - 12282CA, NY NELAP - 11291,
TX NELAP - T104704434-12-4, UT NELAP CA009332012-3, WA NELAP - C935
Name of Accrediting Agency: NELAP/ORELAP (Oregon Environmental Laboratory Accreditation Program)
Accreditation number: CA300005, Effective date: 10/18/2012, Expiration date: 10/17/2013.
Eurofins Air Toxics Ltd. certifies that the test results contained in this report meet all requirements of the NELAC standards

This report shall not be reproduced, except in full, without the written approval of Eurofins Air Toxics, Inc

180 BLUE RAVINE ROAD, SUITE B FOLSOM, CA - 9563
(916) 985-1000 . (800) 985-5955 . FAX (916) 985-1020

LABORATORY NARRATIVE
Modified ASTM D-1946
URS Corporation
Workorder# 1301555B

Four 1 Liter Summa Canister samples were received on January 31, 2013. The laboratory performed analysis via Modified ASTM Method D-1946 for Methane and fixed gases in air using GC/FID or GC/TCD. The method involves direct injection of 1.0 mL of sample.

On the analytical column employed for this analysis, Oxygen coelutes with Argon. The corresponding peak is quantitated as Oxygen.

Since Nitrogen is used to pressurize samples, the reported Nitrogen values are calculated by adding all the sample components and subtracting from 100%.

Method modifications taken to run these samples are summarized in the table below. Specific project requirements may over-ride the ATL modifications.

Requirement	*ASTM D-1946*	*ATL Modifications*
Calibration	A single point calibration is performed using a reference standard closely matching the composition of the unknown.	A 3-point calibration curve is performed. Quantitation is based on a daily calibration standard which may or may not resemble the composition of the associated samples.
Reference Standard	The composition of any reference standard must be known to within 0.01 mol % for any component.	The standards used by ATL are blended to a >/= 95% accuracy.
Sample Injection Volume	Components whose concentrations are in excess of 5 % should not be analyzed by using sample volumes greater than 0.5 mL.	The sample container is connected directly to a fixed volume sample loop of 1.0 mL on the GC. Linear range is defined by the calibration curve. Bags are loaded by vacuum.
Normalization	Normalize the mole percent values by multiplying each value by 100 and dividing by the sum of the original values. The sum of the original values should not differ from 100% by more than 1.0%.	Results are not normalized. The sum of the reported values can differ from 100% by as much as 15%, either due to analytical variability or an unusual sample matrix.
Precision	Precision requirements established at each concentration level.	Duplicates should agree within 25% RPD for detections > 5 X's the RL.

Receiving Notes

There were no receiving discrepancies.

Analytical Notes

As per project specific client request the laboratory has reported estimated values for target compound hits that are below the Reporting Limit but greater than the Method Detection Limit. Concentrations that are below the level at which the canister was certified may be false positives.

The reporting limit for Carbon Monoxide was raised from 0.010% to 0.050%.

Definition of Data Qualifying Flags

Seven qualifiers may have been used on the data analysis sheets and indicate as follows:
B - Compound present in laboratory blank greater than reporting limit.
J - Estimated value.
E - Exceeds instrument calibration range.
S - Saturated peak.
Q - Exceeds quality control limits.
U - Compound analyzed for but not detected above the detection limit.
M - Reported value may be biased due to apparent matrix interferences.
File extensions may have been used on the data analysis sheets and indicates as follows:
a-File was requantified
b-File was quantified by a second column and detector
r1-File was requantified for the purpose of reissue

eurofins | Air Toxics

Summary of Detected Compounds
NATURAL GAS ANALYSIS BY MODIFIED ASTM D-1946

Client Sample ID: VMP-20-39.5-012313

Lab ID#: 1301555B-01A

Compound	Rpt. Limit (%)	Amount (%)
Oxygen	0.25	1.5
Nitrogen	0.25	88
Methane	0.00025	0.023
Carbon Dioxide	0.025	9.9

Client Sample ID: VMP-44-10-012513

Lab ID#: 1301555B-02A

Compound	Rpt. Limit (%)	Amount (%)
Oxygen	0.23	7.7
Nitrogen	0.23	85
Methane	0.00023	0.0024
Carbon Dioxide	0.023	7.2
Ethane	0.0023	0.000081 J

Client Sample ID: VMP-44-20-012513

Lab ID#: 1301555B-03A

Compound	Rpt. Limit (%)	Amount (%)
Oxygen	0.25	7.3
Nitrogen	0.25	83
Methane	0.00025	0.021
Carbon Dioxide	0.025	10
Ethane	0.0025	0.000081 J

Client Sample ID: VMP-44-30-012513

Lab ID#: 1301555B-04A

Compound	Rpt. Limit (%)	Amount (%)
Oxygen	0.38	19
Nitrogen	0.38	71
Methane	0.00038	0.00034 J

eurofins | Air Toxics

Summary of Detected Compounds
NATURAL GAS ANALYSIS BY MODIFIED ASTM D-1946

Client Sample ID: VMP-44-30-012513

Lab ID#: 1301555B-04A

Carbon Dioxide	0.038	0.073
Ethane	0.0038	0.00020 J
Helium	0.19	9.9

eurofins | Air Toxics

Client Sample ID: VMP-20-39.5-012313

Lab ID#: 1301555B-01A

NATURAL GAS ANALYSIS BY MODIFIED ASTM D-1946

File Name:	**9020644**	**Date of Collection:**	**1/23/13 10:12:00 AM**
Dil. Factor:	**2.48**	**Date of Analysis:**	**2/6/13 10:24 PM**

Compound	Rpt. Limit (%)	Amount (%)
Oxygen	0.25	1.5
Nitrogen	0.25	88
Carbon Monoxide	0.12	Not Detected
Methane	0.00025	0.023
Carbon Dioxide	0.025	9.9
Ethane	0.0025	Not Detected
Ethene	0.0025	Not Detected
Helium	0.12	Not Detected

Container Type: 1 Liter Summa Canister

eurofins | Air Toxics

Client Sample ID: VMP-44-10-012513

Lab ID#: 1301555B-02A

NATURAL GAS ANALYSIS BY MODIFIED ASTM D-1946

File Name:	**9020730**	**Date of Collection:**	**1/25/13 9:50:00 AM**
Dil. Factor:	**2.30**	**Date of Analysis:**	**2/8/13 07:19 AM**

Compound	Rpt. Limit (%)	Amount (%)
Oxygen	0.23	7.7
Nitrogen	0.23	85
Carbon Monoxide	0.12	Not Detected
Methane	0.00023	0.0024
Carbon Dioxide	0.023	7.2
Ethane	0.0023	0.000081 J
Ethene	0.0023	Not Detected
Helium	0.12	Not Detected

J = Estimated value.

Container Type: 1 Liter Summa Canister

eurofins | Air Toxics

Client Sample ID: VMP-44-20-012513

Lab ID#: 1301555B-03A

NATURAL GAS ANALYSIS BY MODIFIED ASTM D-1946

File Name:	**9020729**	**Date of Collection:**	**1/25/13 11:00:00 AM**
Dil. Factor:	**2.50**	**Date of Analysis:**	**2/8/13 06:37 AM**

Compound	Rpt. Limit (%)	Amount (%)
Oxygen	0.25	7.3
Nitrogen	0.25	83
Carbon Monoxide	0.12	Not Detected
Methane	0.00025	0.021
Carbon Dioxide	0.025	10
Ethane	0.0025	0.000081 J
Ethene	0.0025	Not Detected
Helium	0.12	Not Detected

J = Estimated value.

Container Type: 1 Liter Summa Canister

eurofins | Air Toxics

Client Sample ID: VMP-44-30-012513

Lab ID#: 1301555B-04A

NATURAL GAS ANALYSIS BY MODIFIED ASTM D-1946

File Name:	**9020728**	**Date of Collection:**	**1/25/13 11:54:00 AM**
Dil. Factor:	**3.78**	**Date of Analysis:**	**2/8/13 06:08 AM**

Compound	**Rpt. Limit (%)**	**Amount (%)**
Oxygen	0.38	19
Nitrogen	0.38	71
Carbon Monoxide	0.19	Not Detected
Methane	0.00038	0.00034 J
Carbon Dioxide	0.038	0.073
Ethane	0.0038	0.00020 J
Ethene	0.0038	Not Detected
Helium	0.19	9.9

J = Estimated value.

Container Type: 1 Liter Summa Canister

Client Sample ID: Lab Blank

Lab ID#: 1301555B-05A

NATURAL GAS ANALYSIS BY MODIFIED ASTM D-1946

File Name:	**9020639**	**Date of Collection: NA**	
Dil. Factor:	**1.00**	**Date of Analysis: 2/6/13 08:37 PM**	

Compound	Rpt. Limit (%)	Amount (%)
Oxygen	0.10	Not Detected
Nitrogen	0.10	0.085 J
Carbon Monoxide	0.050	Not Detected
Methane	0.00010	Not Detected
Carbon Dioxide	0.010	Not Detected
Ethane	0.0010	Not Detected
Ethene	0.0010	Not Detected

J = Estimated value.

Container Type: NA - Not Applicable

eurofins | Air Toxics

Client Sample ID: Lab Blank

Lab ID#: 1301555B-05B

NATURAL GAS ANALYSIS BY MODIFIED ASTM D-1946

File Name:	**9020636b**	**Date of Collection: NA**	
Dil. Factor:	**1.00**	**Date of Analysis: 2/6/13 07:15 PM**	

Compound	Rpt. Limit (%)	Amount (%)
Helium	0.050	Not Detected

Container Type: NA - Not Applicable

eurofins | Air Toxics

Client Sample ID: Lab Blank

Lab ID#: 1301555B-05C

NATURAL GAS ANALYSIS BY MODIFIED ASTM D-1946

File Name:	**9020708a**	**Date of Collection: NA**	
Dil. Factor:	**1.00**	**Date of Analysis: 2/7/13 12:17 PM**	

Compound	Rpt. Limit (%)	Amount (%)
Oxygen	0.10	Not Detected
Nitrogen	0.10	0.089 J
Carbon Monoxide	0.050	Not Detected
Methane	0.00010	Not Detected
Carbon Dioxide	0.010	Not Detected
Ethane	0.0010	Not Detected
Ethene	0.0010	Not Detected

J = Estimated value.

Container Type: NA - Not Applicable

eurofins | Air Toxics

Client Sample ID: Lab Blank

Lab ID#: 1301555B-05D

NATURAL GAS ANALYSIS BY MODIFIED ASTM D-1946

File Name:	**9020707b**	**Date of Collection: NA**	
Dil. Factor:	**1.00**	**Date of Analysis: 2/7/13 11:55 AM**	
Compound		**Rpt. Limit (%)**	**Amount (%)**
Helium		0.050	Not Detected

Container Type: NA - Not Applicable

eurofins | Air Toxics

Client Sample ID: LCS

Lab ID#: 1301555B-06A

NATURAL GAS ANALYSIS BY MODIFIED ASTM D-1946

File Name:	**9020634**	**Date of Collection: NA**	
Dil. Factor:	**1.00**	**Date of Analysis: 2/6/13 06:18 PM**	

Compound	%Recovery
Oxygen	99
Nitrogen	100
Carbon Monoxide	99
Methane	90
Carbon Dioxide	101
Ethane	92
Ethene	89
Helium	102

Container Type: NA - Not Applicable

eurofins | Air Toxics

Client Sample ID: LCSD

Lab ID#: 1301555B-06AA

NATURAL GAS ANALYSIS BY MODIFIED ASTM D-1946

File Name:	**9020645**	**Date of Collection: NA**	
Dil. Factor:	**1.00**	**Date of Analysis: 2/6/13 10:47 PM**	

Compound	%Recovery
Oxygen	98
Nitrogen	100
Carbon Monoxide	100
Methane	96
Carbon Dioxide	101
Ethane	97
Ethene	94
Helium	100

Container Type: NA - Not Applicable

eurofins | Air Toxics

Client Sample ID: LCS

Lab ID#: 1301555B-06B

NATURAL GAS ANALYSIS BY MODIFIED ASTM D-1946

File Name:	**9020706**	**Date of Collection: NA**	
Dil. Factor:	**1.00**	**Date of Analysis: 2/7/13 11:23 AM**	

Compound	%Recovery
Oxygen	99
Nitrogen	100
Carbon Monoxide	97
Methane	98
Carbon Dioxide	101
Ethane	100
Ethene	97
Helium	100

Container Type: NA - Not Applicable

eurofins | Air Toxics

Client Sample ID: LCSD

Lab ID#: 1301555B-06BB

NATURAL GAS ANALYSIS BY MODIFIED ASTM D-1946

File Name:	**9020733**	**Date of Collection: NA**	
Dil. Factor:	**1.00**	**Date of Analysis: 2/8/13 09:02 AM**	

Compound	%Recovery
Oxygen	98
Nitrogen	100
Carbon Monoxide	103
Methane	99
Carbon Dioxide	100
Ethane	100
Ethene	98
Helium	100

Container Type: NA - Not Applicable

Shell Oil Products Chain Of Custody Record

URS

Air Toxics LTD.
Project Name: Roxana Soil Vapor
Project # 21562850.04001

Lab Vendor #

Please Check Appropriate Box:
- ☑ ENV. SERVICES
- ☐ MOTIVA RETAIL
- ☐ SHELL RETAIL
- ☐ MOTIVA SDBCH
- ☐ CONSULTANT
- ☐ LUBES
- ☐ SHELL PIPELINE
- ☐ OTHER _____

Print Bill To Contact Name: Robert Mooshegian

PO #

INCIDENT # (ENV SERVICES) 9 7 2 1 6 6 4 0

SAP # 3 4 0 0 6 1

☐ CHECK IF NO INCIDENT # APPLIES

DATE 01/30/13

PAGE 1 of 1

SAMPLING COMPANY: URS CORPORATION

LOG CODE:

ADDRESS: 100+ HIGHLANDS PLAZA DRIVE WEST - SUITE 300, ST. LOUIS, MO 63110

Laboratory Address: Air Toxics, LTD 180 Blue Ravine Road, Suite B, Folsom, CA 95630-4719

TELEPHONE:

FAX: 314-429-0462

For Its Contact Name: Robert Mooshegian@urs.com

SITE ADDRESS: Street and City: 900 SOUTH CENTRAL AVE - ROXANA

State: IL

ZIP CODE:

LOT DELIVERABLE TO (Name, Company, Office Location): Elizabeth Kunkel, URS, St. Louis

PHONE NO: 314-743-4179

E-MAIL:

CLIENT NO. PROJECT NUMBER: Roxana Soil Vapor

A. Day, M. Mittermeyer, B. Lehan

TURNAROUND TIME (CALENDAR DAYS)
☑ STANDARD (14 DAY) ☐ 5 DAYS ☐ 3 DAYS ☐ 2 DAYS ☐ 24 HOURS ☐ RESULTS NEEDED ON WEEKEND

☐ LA - RWQCB REPORT FORMAT ☑ UST AGENCY.

DELIVERABLES: ☐ LEVEL 1 ☐ LEVEL 2 ☐ LEVEL 3 ☑ LEVEL 4 ☐ OTHER (SPECIFY) _____

☑ SHELL CONTRACT RATE APPLIES
☐ STATE REIMBURSEMENT RATE APPLIES
☐ EDD NOT NEEDED
☑ RECEIPT VERIFICATION REQUESTED

REQUESTED ANALYSIS

Turn Around Time: ☑ Normal ☐ Rush Specify

Lab Use Only
Pressurized by:
Date:
Pressurization Gas: N_2 He

Lab Use Only	Field Sample Identification	Sampling Date	Sampling Time	Canister Number	Canister Pressure/Vacuum Initial	Final	Receipt	Final (psi)	Modified TO-15 + Butane & Isopentane	ASTM D-1946 + Helium
01A	VMP-20-39.5-012313	01/23/13	942-1012	31792	-30	-7			X	X
02A	VMP-44-10-012513	01/25/13	823-850	37796	-29.5	-6			X	X
03A	VMP-44-20-012513	01/25/13	1030-1100	11629	-29	-6.5			X	X
04A	VMP-44-30-012513	01/25/13	1124-1154	12378	-28.5	10			X	X
									X	X
									X	X
									X	X
									X	X
									X	X
									X	X

1/30/13

ADDITIONAL NOTES:
- 14 day hold time
- Report results between MDL and RL
- Level IV ECVP

Relinquished by: (Signature)	Received by: (Signature)	Date	Time
[signature]	FEDEX	1/30/13	1800
Relinquished by: (Signature)	Received by: (Signature) [signature]	1/31/13	0945
Relinquished by: (Signature)	Received by: (Signature)		

Custody Seal Intact?
Y N None Temp N/A

1371555

Roxana Soil Vapor Quarterly – 1st Quarter 2013 Data Review

Laboratory SDG: 1301567A,B

Data Reviewer: Alan Fleisher

Peer Reviewer: Elizabeth Kunkel

Date Reviewed: 3/20/2013

Guidance: USEPA National Functional Guidelines for Superfund Organic Methods Data Review 2008

Sample Identification	Sample Identification
VMP-9-5-012513	VMP-9-11.5-012513
VMP-9-11.5-012513-Dup	VMP-9-25.5-013013
VMP-9-38.5-013013	VMP-10-5-012913
VMP-10-5-012913-Dup	VMP-10-20-012913
VMP-10-30-012913	VMP-11-5-012913
VMP-11-8-012913	VMP-11-29-012913
VMP-11-38-013013	VMP-13-5-012913
VMP-41-10-012913	VMP-41-20-012913
VMP-41-30-012913	

1.0 Data Package Completeness

Were all items delivered as specified in the QAPP and COC as appropriate?

Yes

2.0 Laboratory Case Narrative \ Cooler Receipt Form

Were problems noted in the laboratory case narrative or cooler receipt form?

Yes, the laboratory case narrative indicated samples VMP-11-5-012913 and VMP-11-8-012913 were diluted due to high levels of target analytes. Although not indicated in the laboratory case narrative, analytes were detected in the method blank. The Summa Canister for sample VMP-9-5-012513 was found to be leaking prior to ASTM D-1946 analysis; analyte concentrations were reported as qualified. The differences in 2-propanol, butane, and isopentane results for the field duplicate pair, VMP-9-11.5-012513/VMP-9-11.5-012513-Dup were greater than (2X) the reporting level; therefore, results were qualified as estimated. The differences in butane and isopentane results for the field duplicate pair, VMP-10-5-012913/VMP-10-5-012913-Dup were greater than (2X) the reporting level; therefore, results were qualified as estimated. These issues are addressed further in the appropriate sections below.

No issues or discrepancies were noted in the cooler receipt form.

3.0 Holding Times

Were samples extracted/analyzed within applicable limits?

Yes

4.0 Blank Contamination

Were any analytes detected in the Blanks?

Yes

Blank ID	Parameter	Analyte	Concentration/ Amount
1301567A-18A	TO-15	Bromomethane	0.38 ppbv / 1.5 µg/m^3
1301567A-18A	TO-15	Carbon disulfide	0.66 ppbv / 2.0 µg/m^3
1301567A-18A	TO-15	Methylene chloride	0.19 ppbv / 0.66 µg/m^3
1301567A-18A	TO-15	trans-1,2-Dichloroethene	0.16 ppbv / 0.63 µg/m^3
1301567A-18A	TO-15	cis-1,3-Dichloropropene	0.10 ppbv / 0.47 µg/m^3
1301567A-18A	TO-15	4-Methyl-2-pentanone	0.12 ppbv / 0.48 µg/m^3
1301567A-18A	TO-15	Toluene	0.076 ppbv / 0.29 µg/m^3
1301567A-18A	TO-15	trans-1,3-Dichloropropene	0.19 ppbv / 0.86 µg/m^3
1301567A-18A	TO-15	1,2-Dibromoethane (EDB)	0.14 ppbv / 1.1 µg/m^3
1301567A-18A	TO-15	Chlorobenzene	0.12 ppbv / 0.56 µg/m^3
1301567A-18A	TO-15	o-Xylene	0.080 ppbv / 0.35 µg/m^3
1301567A-18A	TO-15	Styrene	0.096 ppbv / 0.41 µg/m^3
1301567A-18A	TO-15	Cumene	0.11 ppbv / 0.55 µg/m^3
1301567A-18A	TO-15	1,1,2,2-Tetrachloroethane	0.14 ppbv / 0.93 µg/m^3
1301567A-18A	TO-15	Propylbenzene	0.13 ppbv / 0.64 µg/m^3
1301567A-18A	TO-15	4-Ethyltoluene	0.12 ppbv / 0.57 µg/m^3
1301567A-18A	TO-15	1,3,5-Trimethylbenzene	0.19 ppbv / 0.92 µg/m^3
1301567A-18A	TO-15	1,2,4-Trimethylbenzene	0.18 ppbv / 0.89 µg/m^3
1301567A-18A	TO-15	1,3-Dichlorobenzene	0.33 ppbv / 2.0 µg/m^3
1301567A-18A	TO-15	1,4-Dichlorobenzene	0.31 ppbv / 1.9 µg/m^3
1301567A-18A	TO-15	alpha-Chlorotoluene	0.20 ppbv / 1.0 µg/m^3
1301567A-18A	TO-15	1,2-Dichlorobenzene	0.33 ppbv / 2.0 µg/m^3
1301567A-18A	TO-15	1,2,4-Trichlorobenzene	1.2 ppbv / 8.6 µg/m^3
1301567A-18A	TO-15	Hexachlorobutadiene	0.62 ppbv / 6.6 µg/m^3
1301567A-18B	TO-15	Carbon disulfide	0.38 ppbv / 1.2 µg/m^3
1301567A-18B	TO-15	Methylene chloride	0.068 ppbv / 0.24 µg/m^3
1301567A-18B	TO-15	Toluene	0.035 ppbv / 0.13 µg/m^3
1301567A-18B	TO-15	4-Ethyltoluene	0.080 ppbv / 0.39 µg/m^3
1301567A-18B	TO-15	1,3-Dichlorobenzene	0.13 ppbv / 0.79 µg/m^3
1301567A-18B	TO-15	1,4-Dichlorobenzene	0.13 ppbv / 0.80 µg/m^3
1301567A-18B	TO-15	1,2-Dichlorobenzene	0.10 ppbv / 0.63 µg/m^3
1301567A-18B	TO-15	1,2,4-Trichlorbenzene	0.44 ppbv / 3.3 µg/m^3
1301567A-18B	TO-15	Hexachlorobutadiene	0.20 ppbv / 2.1 µg/m^3
1301567B-18B	Natural gases	Nitrogen	0.089%

Qualifications due to blank contamination are included in the table below. Analytical data that were reported non-detect or at concentrations greater than five times (5X) the associated blank concentration did not require qualification.

Sample ID	Parameter	Analyte	New Reporting Limit (RL)	Qualification
VMP-9-5-012513	TO-15	Carbon disulfide	-	**U**
VMP-9-5-012513	TO-15	Toluene	-	**U**
VMP-9-5-012513	TO-15	Tetrachloroethene	-	**U**
VMP-9-11.5-012513	TO-15	Carbon disulfide	-	**U**
VMP-9-11.5-012513	TO-15	Tetrachloroethene	-	**U**
VMP-9-11.5-012513	TO-15	1,3-Dichlorobenzene	-	**U**
VMP-9-11.5-012513	TO-15	1,4-Dichlorobenzene	-	**U**
VMP-9-11.5-012513	TO-15	1,2,4-Trichlorobenzene	-	**U**
VMP-9-11.5-012513-Dup	TO-15	Carbon disulfide	-	**U**
VMP-9-11.5-012513-Dup	TO-15	Methylene chloride	-	**U**
VMP-9-11.5-012513-Dup	TO-15	Tetrachloroethene	-	**U**
VMP-9-11.5-012513-Dup	TO-15	o-Xylene	-	**U**
VMP-9-11.5-012513-Dup	TO-15	4-Ethyltoluene	-	**U**
VMP-9-11.5-012513-Dup	TO-15	1,3-Dichlorobenzene	-	**U**
VMP-9-11.5-012513-Dup	TO-15	1,4-Dichlorobenzene	-	**U**
VMP-9-11.5-012513-Dup	TO-15	1,2,4-Trichlorobenzene	-	**U**
VMP-9-25.5-013013	TO-15	Methylene chloride	-	**U**
VMP-9-25.5-013013	TO-15	Toluene	-	**U**
VMP-9-25.5-013013	TO-15	Tetrachloroethene	-	**U**
VMP-9-25.5-013013	TO-15	1,2,4-Trichlorobenzene	-	**U**
VMP-9-38.5-013013	TO-15	Carbon disulfide	-	**U**
VMP-9-38.5-013013	TO-15	Toluene	-	**U**
VMP-9-38.5-013013	TO-15	Tetrachloroethene	-	**U**
VMP-9-38.5-013013	TO-15	1,2,4-Trichlorobenzene	-	**U**
VMP-10-5-012913	TO-15	Carbon disulfide	-	**U**
VMP-10-5-012913	TO-15	Toluene	-	**U**
VMP-10-5-012913	TO-15	Tetrachloroethene	-	**U**
VMP-10-5-012913	TO-15	4-Ethyltoluene	-	**U**
VMP-10-5-012913	TO-15	1,3-Dichlorobenzene	-	**U**
VMP-10-5-012913	TO-15	1,4-Dichlorobenzene	-	**U**
VMP-10-5-012913	TO-15	1,2,4-Trichlorobenzene	-	**U**
VMP-10-5-012913-Dup	TO-15	Carbon disulfide	-	**U**
VMP-10-5-012913-Dup	TO-15	Methylene chloride	-	**U**
VMP-10-5-012913-Dup	TO-15	Toluene	-	**U**
VMP-10-5-012913-Dup	TO-15	Tetrachloroethene	-	**U**
VMP-10-5-012913-Dup	TO-15	1,3-Dichlorobenzene	-	**U**
VMP-10-5-012913-Dup	TO-15	1,4-Dichlorobenzene	-	**U**
VMP-10-5-012913-Dup	TO-15	1,2,4-Trichlorobenzene	-	**U**
VMP-10-20-012913	TO-15	Carbon disulfide	-	**U**
VMP-10-20-012913	TO-15	Toluene	-	**U**
VMP-10-20-012913	TO-15	Tetrachloroethene	-	**U**
VMP-10-20-012913	TO-15	1,4-Dichlorobenzene	-	**U**
VMP-10-20-012913	TO-15	1,2,4-Trichlorobenzene	-	**U**

Sample ID	Parameter	Analyte	New Reporting Limit (RL)	Qualification
VMP-10-30-012913	TO-15	Carbon disulfide	-	**U**
VMP-10-30-012913	TO-15	Toluene	-	**U**
VMP-10-30-012913	TO-15	1,4-Dichlorobenzene	-	**U**
VMP-10-30-012913	TO-15	1,2,4-Trichlorobenzene	-	**U**
VMP-11-29-012913	TO-15	Carbon disulfide	-	**U**
VMP-11-29-012913	TO-15	Methylene chloride	-	**U**
VMP-11-29-012913	TO-15	1,2,4-Trichlorobenzene	-	**U**
VMP-11-38-013013	TO-15	Carbon disulfide	-	**U**
VMP-11-38-013013	TO-15	Methylene chloride	-	**U**
VMP-13-5-012913	TO-15	Carbon disulfide	-	**U**
VMP-13-5-012913	TO-15	Toluene	-	**U**
VMP-41-10-012913	TO-15	Carbon disulfide	-	**U**
VMP-41-10-012913	TO-15	Methylene chloride	-	**U**
VMP-41-10-012913	TO-15	Toluene	-	**U**
VMP-41-20-012913	TO-15	Carbon disulfide	-	**U**
VMP-41-20-012913	TO-15	Methylene chloride	-	**U**
VMP-41-20-012913	TO-15	Toluene	-	**U**
VMP-41-20-012913	TO-15	1,2,4-Trichlorobenzene	-	**U**
VMP-41-30-012913	TO-15	Carbon disulfide	-	**U**
VMP-41-30-012913	TO-15	Methylene chloride	-	**U**

5.0 Laboratory Control Sample

Were LCS recoveries within evaluation criteria?

Yes

6.0 Surrogate Recoveries

Were surrogate recoveries within evaluation criteria?

Yes

7.0 Matrix Spike and Matrix Spike Duplicate Recoveries

Were MS/MSD samples analyzed as part of this SDG?

MS/MSD samples are not applicable for vapor samples, due to the inability to spike the samples.

8.0 Laboratory Duplicate Results

Were laboratory duplicate samples collected as part of this SDG?

No

9.0 Field Duplicate Results

Were field duplicate samples collected as part of this SDG?

Yes

Field ID	Field Duplicate ID
VMP-9-11.5-012513	VMP-9-11.5-012513-Dup
VMP-10-5-012913	VMP-10-5-012913-Dup

Were field duplicate sample RPDs within evaluation criteria?

No

Field ID	Field Duplicate ID	Parameter	Analyte	RPD	Qualification
VMP-9-11.5-012513	VMP-9-11.5-012513-Dup	TO-15	2-Propanol	**>2X RL**	**J/J**
VMP-9-11.5-012513	VMP-9-11.5-012513-Dup	TO-15	Butane	**>2X RL**	**J/J**
VMP-9-11.5-012513	VMP-9-11.5-012513-Dup	TO-15	Isopentane	**>2X RL**	**J/J**
VMP-10-5-012913	VMP-10-5-012913-Dup	TO-15	Butane	**>2X RL**	**J/J**
VMP-10-5-012913	VMP-10-5-012913-Dup	TO-15	Isopentane	**>2X RL**	**J/J**

10.0 Sample Dilutions

For samples that were diluted and nondetect, were undiluted results also reported?

Not applicable; analytes were detected in samples that were diluted.

11.0 Additional Qualifications

Were additional qualifications applied?

Yes, the Summa Canister for sample VMP-9-5-012513 was found to be leaking prior to ASTM D-1946 analysis; analyte concentrations were qualified for this sample as summarized in the following table.

Sample ID	Parameter	Analyte	Qualification
VMP-9-5-012513	TO-15	All detects	**J**
VMP-9-5-012513	TO-15	All non-detects	**UJ**
VMP-9-5-012513	Natural gases	All detects	**J**
VMP-9-5-012513	Natural gases	All non-detects	**UJ**

eurofins | Air Toxics

2/13/2013
Ms. Elizabeth Kunkel
URS Corporation
1001 Highlands Plaza Dr. West
Suite 300
St. Louis MO 63110

Project Name: Roxana Soil Vapor
Project #: 21562850.04001
Workorder #: 1301567A

Dear Ms. Elizabeth Kunkel

The following report includes the data for the above referenced project for sample(s) received on 1/31/2013 at Air Toxics Ltd.

The data and associated QC analyzed by Modified TO-15 are compliant with the project requirements or laboratory criteria with the exception of the deviations noted in the attached case narrative.

Thank you for choosing Air Toxics Ltd. for your air analysis needs. Air Toxics Ltd. is committed to providing accurate data of the highest quality. Please feel free to contact the Project Manager: Kelly Buettner at 916-985-1000 if you have any questions regarding the data in this report.

Regards,

Kelly Buettner

Kelly Buettner
Project Manager

REVIEWED
ON
3/20/13

eurofins | Air Toxics

WORK ORDER #: 1301567A

Work Order Summary

CLIENT:	Ms. Elizabeth Kunkel URS Corporation 1001 Highlands Plaza Dr. West Suite 300 St. Louis, MO 63110	**BILL TO:**	Accounts Payable Austin URS Corporation P.O. BOX 203970 Austin, TX 78720-1088
PHONE:	314-743-4179	**P.O. #**	21562735.00013
FAX:		**PROJECT #**	21562850.04001 Roxana Soil Vapor
DATE RECEIVED:	01/31/2013	**CONTACT:**	Kelly Buettner
DATE COMPLETED:	02/12/2013		

FRACTION #	NAME	TEST	RECEIPT VAC./PRES.	FINAL PRESSURE
01A	VMP-9-5-012513	Modified TO-15	8.5 "Hg	15 psi
02A	VMP-9-11.5-012513	Modified TO-15	4.0 "Hg	15 psi
03A	VMP-9-11.5-012513-DUP	Modified TO-15	6.0 "Hg	15 psi
04A	VMP-9-25.5-013013	Modified TO-15	8.5 "Hg	15 psi
05A	VMP-9-38.5-013013	Modified TO-15	8.5 "Hg	15 psi
06A	VMP-10-5-012913	Modified TO-15	8.5 "Hg	15 psi
07A	VMP-10-5-012913-DUP	Modified TO-15	10.5 "Hg	15 psi
08A	VMP-10-20-012913	Modified TO-15	8.0 "Hg	15 psi
09A	VMP-10-30-012913	Modified TO-15	10.0 "Hg	15 psi
10A	VMP-11-5-012913	Modified TO-15	9.0 "Hg	15 psi
11A	VMP-11-8-012913	Modified TO-15	9.5 "Hg	15 psi
12A	VMP-11-29-012913	Modified TO-15	9.0 "Hg	15 psi
13A	VMP-11-38-013013	Modified TO-15	8.0 "Hg	15 psi
14A	VMP-13-5-012913	Modified TO-15	10.5 "Hg	15 psi
15A	VMP-41-10-012913	Modified TO-15	9.5 "Hg	15 psi
16A	VMP-41-20-012913	Modified TO-15	10.0 "Hg	15 psi
17A	VMP-41-30-012913	Modified TO-15	8.5 "Hg	15 psi
18A	Lab Blank	Modified TO-15	NA	NA
18B	Lab Blank	Modified TO-15	NA	NA
19A	CCV	Modified TO-15	NA	NA
19B	CCV	Modified TO-15	NA	NA
20A	LCS	Modified TO-15	NA	NA
20AA	LCSD	Modified TO-15	NA	NA

Continued on next page

eurofins | Air Toxics

WORK ORDER #: 1301567A

Work Order Summary

CLIENT:	Ms. Elizabeth Kunkel URS Corporation 1001 Highlands Plaza Dr. West Suite 300 St. Louis, MO 63110	**BILL TO:**	Accounts Payable Austin URS Corporation P.O. BOX 203970 Austin, TX 78720-1088
PHONE:	314-743-4179	**P.O. #**	21562735.00013
FAX:		**PROJECT #**	21562850.04001 Roxana Soil Vapor
DATE RECEIVED:	01/31/2013	**CONTACT:**	Kelly Buettner
DATE COMPLETED:	02/12/2013		

FRACTION #	NAME	TEST	RECEIPT VAC./PRES.	FINAL PRESSURE
20B	LCS	Modified TO-15	NA	NA
20BB	LCSD	Modified TO-15	NA	NA

CERTIFIED BY: Heidi Hayes DATE: 02/13/13

Technical Director

Certfication numbers: AZ Licensure AZ0775, CA NELAP - 12282CA, NY NELAP - 11291,
TX NELAP - T104704434-12-5, UT NELAP CA009332012-3, WA NELAP - C935
Name of Accrediting Agency: NELAP/ORELAP (Oregon Environmental Laboratory Accreditation Program)
Accreditation number: CA300005, Effective date: 10/18/2011, Expiration date: 10/17/2012.
Eurofins Air Toxics Ltd. certifies that the test results contained in this report meet all requirements of the NELAC standards

This report shall not be reproduced, except in full, without the written approval of Eurofins Air Toxics, Inc.

180 BLUE RAVINE ROAD, SUITE B FOLSOM, CA - 9563
(916) 985-1000 . (800) 985-5955 . FAX (916) 985-1020

LABORATORY NARRATIVE
EPA Method TO-15
URS Corporation
Workorder# 1301567A

Seventeen 1 Liter Summa Canister samples were received on January 31, 2013. The laboratory performed analysis via EPA Method TO-15 using GC/MS in the full scan mode.

This workorder was independently validated prior to submittal using 'USEPA National Functional Guidelines' as generally applied to the analysis of volatile organic compounds in air. A rules-based, logic driven, independent validation engine was employed to assess completeness, evaluate pass/fail of relevant project quality control requirements and verification of all quantified amounts.

Receiving Notes

There were no receiving discrepancies.

Analytical Notes

As per client project requirements, the laboratory has reported estimated values for target compound hits that are below the Reporting Limit but greater than the Method Detection Limit. Concentrations that are below the level at which the canister was certified may be false positives.

Dilution was performed on samples VMP-11-5-012913 and VMP-11-8-012913 due to the presence of high level target species.

Definition of Data Qualifying Flags

Eight qualifiers may have been used on the data analysis sheets and indicates as follows:

B - Compound present in laboratory blank greater than reporting limit (background subtraction not performed).
J - Estimated value.
E - Exceeds instrument calibration range.
S - Saturated peak.
Q - Exceeds quality control limits.
U - Compound analyzed for but not detected above the reporting limit.
UJ- Non-detected compound associated with low bias in the CCV and/or LCS.
N - The identification is based on presumptive evidence.

File extensions may have been used on the data analysis sheets and indicates as follows:
a-File was requantified
b-File was quantified by a second column and detector
r1-File was requantified for the purpose of reissue

eurofins | Air Toxics

Summary of Detected Compounds
EPA METHOD TO-15 GC/MS FULL SCAN

Client Sample ID: VMP-9-5-012513

Lab ID#: 1301567A-01A

Compound	Rpt. Limit (ppbv)	Amount (ppbv)	Rpt. Limit (ug/m3)	Amount (ug/m3)
Freon 12	1.4	0.57 J	7.0	2.8 J
Freon 11	1.4	0.29 J	7.9	1.6 J
Ethanol	5.6	2.6 J	11	5.0 J
Acetone	14	2.6 J	33	6.1 J
2-Propanol	5.6	8.5	14	21
Carbon Disulfide	5.6	~~1.1 J~~	18	~~3.4 J~~
Methylene Chloride	14	1.7 J	49	5.8 J
Hexane	1.4	0.67 J	5.0	2.4 J
2,2,4-Trimethylpentane	1.4	0.23 J	6.6	1.1 J
Benzene	1.4	1.4	4.5	4.6
Toluene	1.4	~~0.31 J~~	5.3	~~1.2 J~~
Tetrachloroethene	1.4	~~0.42 J~~	9.6	~~2.8 J~~
Isopentane	5.6	0.73 J	17	2.2 J

Client Sample ID: VMP-9-11.5-012513

Lab ID#: 1301567A-02A

Compound	Rpt. Limit (ppbv)	Amount (ppbv)	Rpt. Limit (ug/m3)	Amount (ug/m3)
Freon 12	1.2	0.51 J	5.8	2.5 J
Freon 11	1.2	0.31 J	6.5	1.7 J
Ethanol	4.7	1.9 J	8.8	3.6 J
Acetone	12	5.1 J	28	12 J
2-Propanol	4.7	7.3	11	18
Carbon Disulfide	4.7	~~0.74 J~~	14	~~2.3 J~~
Hexane	1.2	2.2	4.1	7.9
Tetrahydrofuran	1.2	0.44 J	3.4	1.3 J
Chloroform	1.2	1.6	5.7	7.9
Cyclohexane	1.2	2.2	4.0	7.7
2,2,4-Trimethylpentane	1.2	1.2	5.4	5.4
Benzene	1.2	0.63 J	3.7	2.0 J
Heptane	1.2	0.86 J	4.8	3.5 J
Toluene	1.2	0.33 J	4.4	1.2 J
Tetrachloroethene	1.2	~~0.19 J~~	7.9	~~1.3 J~~

eurofins | Air Toxics

Summary of Detected Compounds
EPA METHOD TO-15 GC/MS FULL SCAN

Client Sample ID: VMP-9-11.5-012513

Lab ID#: 1301567A-02A

Ethyl Benzene	1.2	0.30 J	5.0	1.3 J
1,3-Dichlorobenzene	1.2	~~0.17 J~~	7.0	~~1.0 J~~
1,4-Dichlorobenzene	1.2	~~0.19 J~~	7.0	~~1.1 J~~
1,2,4-Trichlorobenzene	4.7	~~0.55 J~~	34	~~4.1 J~~
Butane	4.7	10	11	25
Isopentane	4.7	16	14	49

Client Sample ID: VMP-9-11.5-012513-DUP

Lab ID#: 1301567A-03A

Compound	Rpt. Limit (ppbv)	Amount (ppbv)	Rpt. Limit (ug/m3)	Amount (ug/m3)
Freon 12	1.3	0.60 J	6.2	3.0 J
Freon 11	1.3	0.26 J	7.1	1.5 J
Acetone	13	2.5 J	30	6.0 J
2-Propanol	5.0	1.8 J J	12	4.5 J
Carbon Disulfide	5.0	~~0.91 J~~	16	~~2.8 J~~
Methylene Chloride	13	~~0.20 J~~	44	~~0.69 J~~
Hexane	1.3	3.3	4.4	12
Chloroform	1.3	1.5	6.2	7.5
Cyclohexane	1.3	3.0	4.3	10
2,2,4-Trimethylpentane	1.3	1.8	5.9	8.3
Benzene	1.3	0.47 J	4.0	1.5 J
Heptane	1.3	1.1 J	5.2	4.6 J
Toluene	1.3	0.75 J	4.7	2.8 J
Tetrachloroethene	1.3	~~0.18 J~~	8.5	~~1.2 J~~
Ethyl Benzene	1.3	0.36 J	5.5	1.6 J
m,p-Xylene	1.3	0.41 J	5.5	1.8 J
o-Xylene	1.3	~~0.24 J~~	5.5	~~1.0 J~~
4-Ethyltoluene	1.3	~~0.14 J~~	6.2	~~0.69 J~~
1,3-Dichlorobenzene	1.3	~~0.16 J~~	7.6	~~0.98 J~~
1,4-Dichlorobenzene	1.3	~~0.20 J~~	7.6	~~1.2 J~~
1,2,4-Trichlorobenzene	5.0	~~0.43 J~~	37	~~3.2 J~~
Butane	5.0	22	12	52
Isopentane	5.0	32	15	93

eurofins | Air Toxics

Summary of Detected Compounds
EPA METHOD TO-15 GC/MS FULL SCAN

Client Sample ID: VMP-9-25.5-013013

Lab ID#: 1301567A-04A

Compound	Rpt. Limit (ppbv)	Amount (ppbv)	Rpt. Limit (ug/m3)	Amount (ug/m3)
Freon 12	1.4	0.50 J	7.0	2.5 J
Freon 11	1.4	0.28 J	7.9	1.6 J
Acetone	14	8.3 J	33	20 J
2-Propanol	5.6	4.7 J	14	12 J
Carbon Disulfide	5.6	0.90 J	18	2.8 J
Methylene Chloride	14	~~0.17 J~~	49	~~0.58 J~~
Hexane	1.4	0.25 J	5.0	0.88 J
Chloroform	1.4	2.0	6.9	9.5
2,2,4-Trimethylpentane	1.4	0.81 J	6.6	3.8 J
Benzene	1.4	0.57 J	4.5	1.8 J
4-Methyl-2-pentanone	1.4	0.42 J	5.8	1.7 J
Toluene	1.4	~~0.12 J~~	5.3	~~0.45 J~~
Tetrachloroethene	1.4	~~0.28 J~~	9.6	~~1.9 J~~
1,2,4-Trichlorobenzene	5.6	~~0.48 J~~	42	~~3.5 J~~
Isopentane	5.6	1.2 J	17	3.6 J

Client Sample ID: VMP-9-38.5-013013

Lab ID#: 1301567A-05A

Compound	Rpt. Limit (ppbv)	Amount (ppbv)	Rpt. Limit (ug/m3)	Amount (ug/m3)
Freon 12	1.4	0.57 J	7.0	2.8 J
Freon 11	1.4	0.28 J	7.9	1.6 J
Ethanol	5.6	2.0 J	11	3.8 J
Acetone	14	6.5 J	33	15 J
2-Propanol	5.6	4.4 J	14	11 J
Carbon Disulfide	5.6	~~0.86 J~~	18	~~2.7 J~~
Hexane	1.4	0.39 J	5.0	1.4 J
Chloroform	1.4	1.2 J	6.9	5.9 J
2,2,4-Trimethylpentane	1.4	1.1 J	6.6	5.1 J
Benzene	1.4	0.58 J	4.5	1.8 J
Toluene	1.4	~~0.16 J~~	5.3	~~0.60 J~~
Tetrachloroethene	1.4	~~0.18 J~~	9.6	~~1.2 J~~
1,2,4-Trichlorobenzene	5.6	~~0.44 J~~	42	~~3.2~~ J

eurofins | Air Toxics

Summary of Detected Compounds
EPA METHOD TO-15 GC/MS FULL SCAN

Client Sample ID: VMP-9-38.5-013013

Lab ID#: 1301567A-05A

Butane	5.6	2.9 J	13	6.8 J
Isopentane	5.6	1.3 J	17	4.0 J

Client Sample ID: VMP-10-5-012913

Lab ID#: 1301567A-06A

Compound	Rpt. Limit (ppbv)	Amount (ppbv)	Rpt. Limit (ug/m3)	Amount (ug/m3)
Freon 12	1.4	0.56 J	7.0	2.8 J
Freon 11	1.4	0.38 J	7.9	2.1 J
Acetone	14	3.1 J	33	7.5 J
2-Propanol	5.6	3.0 J	14	7.2 J
Carbon Disulfide	5.6	~~1.1 J~~	18	~~3.3 J~~
Hexane	1.4	2.4	5.0	8.5
Cyclohexane	1.4	2.3	4.8	7.9
2,2,4-Trimethylpentane	1.4	1.5	6.6	7.0
Benzene	1.4	0.52 J	4.5	1.7 J
Heptane	1.4	1.2 J	5.8	4.8 J
4-Methyl-2-pentanone	1.4	0.37 J	5.8	1.5 J
Toluene	1.4	~~0.33 J~~	5.3	~~1.2 J~~
Tetrachloroethene	1.4	~~0.23 J~~	9.6	~~1.6 J~~
Ethyl Benzene	1.4	0.27 J	6.1	1.2 J
4-Ethyltoluene	1.4	~~0.15 J~~	6.9	~~0.74 J~~
1,3-Dichlorobenzene	1.4	~~0.24 J~~	8.5	~~1.5 J~~
1,4-Dichlorobenzene	1.4	~~0.30 J~~	8.5	~~1.8 J~~
1,2,4-Trichlorobenzene	5.6	~~0.72 J~~	42	~~5.3 J~~
Butane	5.6	9.1	13	22
Isopentane	5.6	13	17	38

Client Sample ID: VMP-10-5-012913-DUP

Lab ID#: 1301567A-07A

Compound	Rpt. Limit (ppbv)	Amount (ppbv)	Rpt. Limit (ug/m3)	Amount (ug/m3)
Freon 12	1.6	0.58 J	7.7	2.9 J
Freon 11	1.6	0.27 J	8.7	1.5 J

eurofins | Air Toxics

Summary of Detected Compounds
EPA METHOD TO-15 GC/MS FULL SCAN

Client Sample ID: VMP-10-5-012913-DUP

Lab ID#: 1301567A-07A

Acetone	16	4.3 J	37	10 J
2-Propanol	6.2	1.0 J	15	2.5 J
Carbon Disulfide	6.2	~~1.2 J~~	19	~~3.6 J~~
Methylene Chloride	16	~~0.24 J~~	54	~~0.84 J~~
Hexane	1.6	3.2	5.5	11
Cyclohexane	1.6	3.0	5.4	10
2,2,4-Trimethylpentane	1.6	1.8	7.3	8.2
Heptane	1.6	1.2 J	6.4	4.9 J
Toluene	1.6	~~0.32 J~~	5.8	~~1.2 J~~
Tetrachloroethene	1.6	~~0.19 J~~	10	~~1.3 J~~
1,3-Dichlorobenzene	1.6	~~0.22 J~~	9.3	~~1.3 J~~
1,4-Dichlorobenzene	1.6	~~0.26 J~~	9.3	~~1.6 J~~
1,2,4-Trichlorobenzene	6.2	~~0.58 J~~	46	~~4.3 J~~
Butane	6.2	16	15	37
Isopentane	6.2	23	18	67

Client Sample ID: VMP-10-20-012913

Lab ID#: 1301567A-08A

Compound	Rpt. Limit (ppbv)	Amount (ppbv)	Rpt. Limit (ug/m3)	Amount (ug/m3)
Freon 12	1.4	0.55 J	6.8	2.7 J
Freon 11	1.4	0.30 J	7.8	1.7 J
Acetone	14	4.5 J	33	11 J
2-Propanol	5.5	0.92 J	14	2.3 J
Carbon Disulfide	5.5	~~0.87 J~~	17	~~2.7 J~~
Hexane	1.4	0.82 J	4.9	2.9 J
2,2,4-Trimethylpentane	1.4	1.5	6.4	6.8
Benzene	1.4	2.4	4.4	7.8
Toluene	1.4	~~0.22 J~~	5.2	~~0.84 J~~
Tetrachloroethene	1.4	~~0.23 J~~	9.4	~~1.6 J~~
1,4-Dichlorobenzene	1.4	~~0.23 J~~	8.3	~~1.4 J~~
1,2,4-Trichlorobenzene	5.5	~~0.44 J~~	41	~~3.2 J~~
Butane	5.5	2.2 J	13	5.1 J
Isopentane	5.5	0.63 J	16	1.9 J

eurofins | Air Toxics

Summary of Detected Compounds
EPA METHOD TO-15 GC/MS FULL SCAN

Client Sample ID: VMP-10-30-012913

Lab ID#: 1301567A-09A

Compound	Rpt. Limit (ppbv)	Amount (ppbv)	Rpt. Limit (ug/m3)	Amount (ug/m3)
Freon 12	1.5	0.56 J	7.5	2.8 J
Freon 11	1.5	0.32 J	8.5	1.8 J
Ethanol	6.1	2.2 J	11	4.2 J
Acetone	15	5.3 J	36	13 J
2-Propanol	6.1	2.9 J	15	7.1 J
Carbon Disulfide	6.1	~~1.4 J~~	19	~~3.4 J~~
Hexane	1.5	0.26 J	5.3	0.92 J
2,2,4-Trimethylpentane	1.5	1.2 J	7.1	5.4 J
Benzene	1.5	2.8	4.8	9.1
Toluene	1.5	~~0.15 J~~	5.7	~~0.57 J~~
Tetrachloroethene	1.5	~~0.32 J~~	10	~~2.2 J~~
1,4-Dichlorobenzene	1.5	~~0.25 J~~	9.1	~~1.5 J~~
1,2,4-Trichlorobenzene	6.1	~~0.58 J~~	45	~~4.2 J~~

Client Sample ID: VMP-11-5-012913

Lab ID#: 1301567A-10A

Compound	Rpt. Limit (ppbv)	Amount (ppbv)	Rpt. Limit (ug/m3)	Amount (ug/m3)
Acetone	720	5600	1700	13000
2-Propanol	290	15000	710	36000
Carbon Disulfide	290	51 J	900	160 J
Methylene Chloride	720	89 J	2500	310 J
Hexane	72	35 J	250	120 J
Heptane	72	56 J	300	230 J
Toluene	72	27 J	270	100 J
Tetrachloroethene	72	150	490	1000
Styrene	72	14 J	310	58 J
Isopentane	290	98 J	850	290 J

Client Sample ID: VMP-11-8-012913

Lab ID#: 1301567A-11A

Compound	Rpt. Limit (ppbv)	Amount (ppbv)	Rpt. Limit (ug/m3)	Amount (ug/m3)

eurofins | Air Toxics

Summary of Detected Compounds
EPA METHOD TO-15 GC/MS FULL SCAN

Client Sample ID: VMP-11-8-012913

Lab ID#: 1301567A-11A

Compound	Rpt. Limit (ppbv)	Amount (ppbv)	Rpt. Limit (ug/m3)	Amount (ug/m3)
Acetone	98	2500	230	5900
2-Propanol	39	290	97	710
Carbon Disulfide	39	5.8 J	120	18 J
Toluene	9.8	1.6 J	37	6.2 J

Client Sample ID: VMP-11-29-012913

Lab ID#: 1301567A-12A

Compound	Rpt. Limit (ppbv)	Amount (ppbv)	Rpt. Limit (ug/m3)	Amount (ug/m3)
Freon 12	1.4	0.60 J	7.1	3.0 J
Freon 11	1.4	0.30 J	8.1	1.7 J
Ethanol	5.8	15	11	28
Acetone	14	17	34	40
2-Propanol	5.8	68	14	170
Carbon Disulfide	5.8	~~1.0 J~~	18	~~3.3 J~~
Methylene Chloride	14	~~0.29 J~~	50	~~1.0 J~~
Hexane	1.4	0.36 J	5.1	1.2 J
2-Butanone (Methyl Ethyl Ketone)	5.8	1.5 J	17	4.6 J
Tetrahydrofuran	1.4	0.25 J	4.3	0.73 J
Chloroform	1.4	58	7.0	280
2,2,4-Trimethylpentane	1.4	1.3 J	6.8	6.2 J
Benzene	1.4	15	4.6	49
Bromodichloromethane	1.4	4.2	9.7	28
Toluene	1.4	1.1 J	5.4	4.2 J
Tetrachloroethene	1.4	0.31 J	9.8	2.1 J
1,2,4-Trichlorobenzene	5.8	~~0.42 J~~	43	~~3.1 J~~
Butane	5.8	1.7 J	14	4.1 J
Isopentane	5.8	3.0 J	17	8.7 J

Client Sample ID: VMP-11-38-013013

Lab ID#: 1301567A-13A

Compound	Rpt. Limit (ppbv)	Amount (ppbv)	Rpt. Limit (ug/m3)	Amount (ug/m3)

eurofins | Air Toxics

Summary of Detected Compounds
EPA METHOD TO-15 GC/MS FULL SCAN

Client Sample ID: VMP-11-38-013013

Lab ID#: 1301567A-13A

Compound	Rpt. Limit (ppbv)	Amount (ppbv)	Rpt. Limit (ug/m3)	Amount (ug/m3)
Freon 12	1.4	0.56 J	6.8	2.8 J
Freon 11	1.4	0.29 J	7.8	1.6 J
Ethanol	5.5	4.2 J	10	8.0 J
Acetone	14	9.1 J	33	22 J
2-Propanol	5.5	10	14	25
Carbon Disulfide	5.5	~~1.8 J~~	17	~~5.6 J~~
Methylene Chloride	14	~~0.19 J~~	48	~~0.67 J~~
Methyl tert-butyl ether	1.4	2.2	5.0	7.9
Hexane	1.4	0.38 J	4.9	1.3 J
Chloroform	1.4	19	6.7	91
2,2,4-Trimethylpentane	1.4	1.0 J	6.4	4.8 J
Benzene	1.4	2.3	4.4	7.4
Bromodichloromethane	1.4	0.92 J	9.2	6.1 J
Toluene	1.4	0.23 J	5.2	0.86 J
Tetrachloroethene	1.4	0.19 J	9.4	1.3 J
Butane	5.5	4.9 J	13	12 J
Isopentane	5.5	6.5	16	19

Client Sample ID: VMP-13-5-012913

Lab ID#: 1301567A-14A

Compound	Rpt. Limit (ppbv)	Amount (ppbv)	Rpt. Limit (ug/m3)	Amount (ug/m3)
Freon 12	1.6	0.69 J	7.7	3.4 J
Freon 11	1.6	0.34 J	8.7	1.9 J
Acetone	16	2.6 J	37	6.2 J
2-Propanol	6.2	1.8 J	15	4.4 J
Carbon Disulfide	6.2	~~0.98 J~~	19	~~3.1 J~~
Benzene	1.6	1.2 J	5.0	3.8 J
Toluene	1.6	~~0.11 J~~	5.8	~~0.42 J~~

Client Sample ID: VMP-41-10-012913

Lab ID#: 1301567A-15A

eurofins | Air Toxics

Summary of Detected Compounds
EPA METHOD TO-15 GC/MS FULL SCAN

Client Sample ID: VMP-41-10-012913

Lab ID#: 1301567A-15A

Compound	Rpt. Limit (ppbv)	Amount (ppbv)	Rpt. Limit (ug/m3)	Amount (ug/m3)
Freon 12	1.5	0.66 J	7.3	3.3 J
Freon 11	1.5	0.32 J	8.3	1.8 J
Acetone	15	2.5 J	35	6.0 J
2-Propanol	5.9	4.2 J	14	10 J
Carbon Disulfide	5.9	~~1.0 J~~	18	~~3.2 J~~
Methylene Chloride	15	~~0.23 J~~	51	~~0.81 J~~
2,2,4-Trimethylpentane	1.5	0.35 J	6.9	1.6 J
Benzene	1.5	0.56 J	4.7	1.8 J
Toluene	1.5	~~0.11 J~~	5.6	~~0.41 J~~

Client Sample ID: VMP-41-20-012913

Lab ID#: 1301567A-16A

Compound	Rpt. Limit (ppbv)	Amount (ppbv)	Rpt. Limit (ug/m3)	Amount (ug/m3)
Freon 12	1.5	0.55 J	7.5	2.7 J
Freon 11	1.5	0.32 J	8.5	1.8 J
Acetone	15	4.0 J	36	9.6 J
2-Propanol	6.1	4.3 J	15	10 J
Carbon Disulfide	6.1	~~1.0 J~~	19	~~3.1 J~~
Methylene Chloride	15	~~0.20 J~~	53	~~0.70 J~~
Hexane	1.5	0.49 J	5.3	1.7 J
2,2,4-Trimethylpentane	1.5	4.4	7.1	21
Benzene	1.5	1.4 J	4.8	4.4 J
Toluene	1.5	~~0.14 J~~	5.7	~~0.53 J~~
Tetrachloroethene	1.5	0.24 J	10	1.6 J
1,2,4-Trichlorobenzene	6.1	~~0.52 J~~	45	~~3.9 J~~
Isopentane	6.1	2.6 J	18	7.6 J

Client Sample ID: VMP-41-30-012913

Lab ID#: 1301567A-17A

Compound	Rpt. Limit (ppbv)	Amount (ppbv)	Rpt. Limit (ug/m3)	Amount (ug/m3)
Freon 12	1.4	0.65 J	7.0	3.2 J

eurofins | Air Toxics

Summary of Detected Compounds
EPA METHOD TO-15 GC/MS FULL SCAN

Client Sample ID: VMP-41-30-012913

Lab ID#: 1301567A-17A

Freon 11	1.4	0.34 J	7.9	1.9 J
Ethanol	5.6	2.9 J	11	5.4 J
Acetone	14	4.7 J	33	11 J
2-Propanol	5.6	5.4 J	14	13 J
Carbon Disulfide	5.6	~~1.1 J~~	18	~~3.4 J~~
Methylene Chloride	14	~~0.69 J~~	49	~~2.4 J~~
Hexane	1.4	2.5	5.0	8.8
Chloroform	1.4	0.47 J	6.9	2.3 J
2,2,4-Trimethylpentane	1.4	4.2	6.6	20
Benzene	1.4	2.4	4.5	7.7
Heptane	1.4	2.0	5.8	8.2
Toluene	1.4	0.35 J	5.3	1.3 J
Tetrachloroethene	1.4	0.40 J	9.6	2.7 J
Butane	5.6	8.0	13	19
Isopentane	5.6	1.9 J	17	5.6 J

eurofins | Air Toxics

Client Sample ID: VMP-9-5-012513

Lab ID#: 1301567A-01A

EPA METHOD TO-15 GC/MS FULL SCAN

File Name:	p020523	**Date of Collection:**	1/25/13 2:34:00 PM
Dil. Factor:	2.82	**Date of Analysis:**	2/5/13 10:16 PM

Compound	Rpt. Limit (ppbv)	Amount (ppbv)	Rpt. Limit (ug/m3)	Amount (ug/m3)
Freon 12	1.4	0.57 J	7.0	2.8 J
Freon 114	1.4	Not Detected	9.8	Not Detected
Chloromethane	14	Not Detected	29	Not Detected
Vinyl Chloride	1.4	Not Detected	3.6	Not Detected
1,3-Butadiene	1.4	Not Detected	3.1	Not Detected
Bromomethane	14	Not Detected	55	Not Detected
Chloroethane	5.6	Not Detected	15	Not Detected
Freon 11	1.4	0.29 J	7.9	1.6 J
Ethanol	5.6	2.6 J	11	5.0 J
Freon 113	1.4	Not Detected	11	Not Detected
1,1-Dichloroethene	1.4	Not Detected	5.6	Not Detected
Acetone	14	2.6 J	33	6.1 J
2-Propanol	5.6	8.5	14	21
Carbon Disulfide	5.6	~~1.1 J~~	18	~~3.4 J~~
3-Chloropropene	5.6	Not Detected	18	Not Detected
Methylene Chloride	14	1.7 J	49	5.8 J
Methyl tert-butyl ether	1.4	Not Detected	5.1	Not Detected
trans-1,2-Dichloroethene	1.4	Not Detected	5.6	Not Detected
Hexane	1.4	0.67 J	5.0	2.4 J
1,1-Dichloroethane	1.4	Not Detected	5.7	Not Detected
2-Butanone (Methyl Ethyl Ketone)	5.6	Not Detected	17	Not Detected
cis-1,2-Dichloroethene	1.4	Not Detected	5.6	Not Detected
Tetrahydrofuran	1.4	Not Detected	4.2	Not Detected
Chloroform	1.4	Not Detected	6.9	Not Detected
1,1,1-Trichloroethane	1.4	Not Detected	7.7	Not Detected
Cyclohexane	1.4	Not Detected	4.8	Not Detected
Carbon Tetrachloride	1.4	Not Detected	8.9	Not Detected
2,2,4-Trimethylpentane	1.4	0.23 J	6.6	1.1 J
Benzene	1.4	1.4	4.5	4.6
1,2-Dichloroethane	1.4	Not Detected	5.7	Not Detected
Heptane	1.4	Not Detected	5.8	Not Detected
Trichloroethene	1.4	Not Detected	7.6	Not Detected
1,2-Dichloropropane	1.4	Not Detected	6.5	Not Detected
1,4-Dioxane	5.6	Not Detected	20	Not Detected
Bromodichloromethane	1.4	Not Detected	9.4	Not Detected
cis-1,3-Dichloropropene	1.4	Not Detected	6.4	Not Detected
4-Methyl-2-pentanone	1.4	Not Detected	5.8	Not Detected
Toluene	1.4	~~0.31 J~~	5.3	~~1.2 J~~
trans-1,3-Dichloropropene	1.4	Not Detected	6.4	Not Detected
1,1,2-Trichloroethane	1.4	Not Detected	7.7	Not Detected
Tetrachloroethene	1.4	~~0.42 J~~	9.6	~~2.8 J~~
2-Hexanone	5.6	Not Detected	23	Not Detected

eurofins | Air Toxics

Client Sample ID: VMP-9-5-012513

Lab ID#: 1301567A-01A

EPA METHOD TO-15 GC/MS FULL SCAN

File Name:	p020523	**Date of Collection:**	1/25/13 2:34:00 PM
Dil. Factor:	2.82	**Date of Analysis:**	2/5/13 10:16 PM

Compound	Rpt. Limit (ppbv)	Amount (ppbv)	Rpt. Limit (ug/m3)	Amount (ug/m3)
Dibromochloromethane	1.4	Not Detected	12	Not Detected
1,2-Dibromoethane (EDB)	1.4	Not Detected	11	Not Detected
Chlorobenzene	1.4	Not Detected	6.5	Not Detected
Ethyl Benzene	1.4	Not Detected	6.1	Not Detected
m,p-Xylene	1.4	Not Detected	6.1	Not Detected
o-Xylene	1.4	Not Detected	6.1	Not Detected
Styrene	1.4	Not Detected	6.0	Not Detected
Bromoform	1.4	Not Detected	14	Not Detected
Cumene	1.4	Not Detected	6.9	Not Detected
1,1,2,2-Tetrachloroethane	1.4	Not Detected	9.7	Not Detected
Propylbenzene	1.4	Not Detected	6.9	Not Detected
4-Ethyltoluene	1.4	Not Detected	6.9	Not Detected
1,3,5-Trimethylbenzene	1.4	Not Detected	6.9	Not Detected
1,2,4-Trimethylbenzene	1.4	Not Detected	6.9	Not Detected
1,3-Dichlorobenzene	1.4	Not Detected	8.5	Not Detected
1,4-Dichlorobenzene	1.4	Not Detected	8.5	Not Detected
alpha-Chlorotoluene	1.4	Not Detected	7.3	Not Detected
1,2-Dichlorobenzene	1.4	Not Detected	8.5	Not Detected
1,2,4-Trichlorobenzene	5.6	Not Detected	42	Not Detected
Hexachlorobutadiene	5.6	Not Detected	60	Not Detected
Butane	5.6	Not Detected	13	Not Detected
Isopentane	5.6	0.73 J	17	2.2 J

J = Estimated value.

Container Type: 1 Liter Summa Canister

Surrogates	%Recovery	Method Limits
Toluene-d8	97	70-130
1,2-Dichloroethane-d4	100	70-130
4-Bromofluorobenzene	96	70-130

eurofins | Air Toxics

Client Sample ID: VMP-9-11.5-012513

Lab ID#: 1301567A-02A

EPA METHOD TO-15 GC/MS FULL SCAN

File Name:	p020508	**Date of Collection:**	1/25/13 3:22:00 PM
Dil. Factor:	2.33	**Date of Analysis:**	2/5/13 01:26 PM

Compound	Rpt. Limit (ppbv)	Amount (ppbv)	Rpt. Limit (ug/m3)	Amount (ug/m3)
Freon 12	1.2	0.51 J	5.8	2.5 J
Freon 114	1.2	Not Detected	8.1	Not Detected
Chloromethane	12	Not Detected	24	Not Detected
Vinyl Chloride	1.2	Not Detected	3.0	Not Detected
1,3-Butadiene	1.2	Not Detected	2.6	Not Detected
Bromomethane	12	Not Detected	45	Not Detected
Chloroethane	4.7	Not Detected	12	Not Detected
Freon 11	1.2	0.31 J	6.5	1.7 J
Ethanol	4.7	1.9 J	8.8	3.6 J
Freon 113	1.2	Not Detected	8.9	Not Detected
1,1-Dichloroethene	1.2	Not Detected	4.6	Not Detected
Acetone	12	5.1 J	28	12 J
2-Propanol	4.7	7.3 J	11	18
Carbon Disulfide	4.7	~~0.74 J~~	14	~~2.3 J~~
3-Chloropropene	4.7	Not Detected	14	Not Detected
Methylene Chloride	12	Not Detected	40	Not Detected
Methyl tert-butyl ether	1.2	Not Detected	4.2	Not Detected
trans-1,2-Dichloroethene	1.2	Not Detected	4.6	Not Detected
Hexane	1.2	2.2	4.1	7.9
1,1-Dichloroethane	1.2	Not Detected	4.7	Not Detected
2-Butanone (Methyl Ethyl Ketone)	4.7	Not Detected	14	Not Detected
cis-1,2-Dichloroethene	1.2	Not Detected	4.6	Not Detected
Tetrahydrofuran	1.2	0.44 J	3.4	1.3 J
Chloroform	1.2	1.6	5.7	7.9
1,1,1-Trichloroethane	1.2	Not Detected	6.4	Not Detected
Cyclohexane	1.2	2.2	4.0	7.7
Carbon Tetrachloride	1.2	Not Detected	7.3	Not Detected
2,2,4-Trimethylpentane	1.2	1.2	5.4	5.4
Benzene	1.2	0.63 J	3.7	2.0 J
1,2-Dichloroethane	1.2	Not Detected	4.7	Not Detected
Heptane	1.2	0.86 J	4.8	3.5 J
Trichloroethene	1.2	Not Detected	6.3	Not Detected
1,2-Dichloropropane	1.2	Not Detected	5.4	Not Detected
1,4-Dioxane	4.7	Not Detected	17	Not Detected
Bromodichloromethane	1.2	Not Detected	7.8	Not Detected
cis-1,3-Dichloropropene	1.2	Not Detected	5.3	Not Detected
4-Methyl-2-pentanone	1.2	Not Detected	4.8	Not Detected
Toluene	1.2	0.33 J	4.4	1.2 J
trans-1,3-Dichloropropene	1.2	Not Detected	5.3	Not Detected
1,1,2-Trichloroethane	1.2	Not Detected	6.4	Not Detected
Tetrachloroethene	1.2	~~0.19 J~~	7.9	~~1.3 J~~
2-Hexanone	4.7	Not Detected	19	Not Detected

eurofins | Air Toxics

Client Sample ID: VMP-9-11.5-012513

Lab ID#: 1301567A-02A

EPA METHOD TO-15 GC/MS FULL SCAN

File Name:	**p020508**	**Date of Collection: 1/25/13 3:22:00 PM**	
Dil. Factor:	**2.33**	**Date of Analysis: 2/5/13 01:26 PM**	

Compound	Rpt. Limit (ppbv)	Amount (ppbv)	Rpt. Limit (ug/m3)	Amount (ug/m3)
Dibromochloromethane	1.2	Not Detected	9.9	Not Detected
1,2-Dibromoethane (EDB)	1.2	Not Detected	9.0	Not Detected
Chlorobenzene	1.2	Not Detected	5.4	Not Detected
Ethyl Benzene	1.2	0.30 J	5.0	1.3 J
m,p-Xylene	1.2	Not Detected	5.0	Not Detected
o-Xylene	1.2	Not Detected	5.0	Not Detected
Styrene	1.2	Not Detected	5.0	Not Detected
Bromoform	1.2	Not Detected	12	Not Detected
Cumene	1.2	Not Detected	5.7	Not Detected
1,1,2,2-Tetrachloroethane	1.2	Not Detected	8.0	Not Detected
Propylbenzene	1.2	Not Detected	5.7	Not Detected
4-Ethyltoluene	1.2	Not Detected	5.7	Not Detected
1,3,5-Trimethylbenzene	1.2	Not Detected	5.7	Not Detected
1,2,4-Trimethylbenzene	1.2	Not Detected	5.7	Not Detected
1,3-Dichlorobenzene	1.2	~~0.17 J~~	7.0	~~4.0 J~~
1,4-Dichlorobenzene	1.2	~~0.19 J~~	7.0	~~4.1 J~~
alpha-Chlorotoluene	1.2	Not Detected	6.0	Not Detected
1,2-Dichlorobenzene	1.2	Not Detected	7.0	Not Detected
1,2,4-Trichlorobenzene	4.7	~~0.55 J~~	34	~~4.1 J~~
Hexachlorobutadiene	4.7	Not Detected	50	Not Detected
Butane	4.7	10	11	25
Isopentane	4.7	16	14	49

J = Estimated value.

Container Type: 1 Liter Summa Canister

Surrogates	%Recovery	Method Limits
Toluene-d8	97	70-130
1,2-Dichloroethane-d4	98	70-130
4-Bromofluorobenzene	94	70-130

eurofins | Air Toxics

Client Sample ID: VMP-9-11.5-012513-DUP

Lab ID#: 1301567A-03A

EPA METHOD TO-15 GC/MS FULL SCAN

File Name:	p020509	**Date of Collection:**	1/25/13 3:22:00 PM
Dil. Factor:	2.52	**Date of Analysis:**	2/5/13 02:01 PM

Compound	Rpt. Limit (ppbv)	Amount (ppbv)	Rpt. Limit (ug/m3)	Amount (ug/m3)
Freon 12	1.3	0.60 J	6.2	3.0 J
Freon 114	1.3	Not Detected	8.8	Not Detected
Chloromethane	13	Not Detected	26	Not Detected
Vinyl Chloride	1.3	Not Detected	3.2	Not Detected
1,3-Butadiene	1.3	Not Detected	2.8	Not Detected
Bromomethane	13	Not Detected	49	Not Detected
Chloroethane	5.0	Not Detected	13	Not Detected
Freon 11	1.3	0.26 J	7.1	1.5 J
Ethanol	5.0	Not Detected	9.5	Not Detected
Freon 113	1.3	Not Detected	9.6	Not Detected
1,1-Dichloroethene	1.3	Not Detected	5.0	Not Detected
Acetone	13	2.5 J	30	6.0 J
2-Propanol	5.0	1.8 J J	12	4.5 J
Carbon Disulfide	5.0	~~0.91 J~~ U	16	~~2.8 J~~ U
3-Chloropropene	5.0	Not Detected	16	Not Detected
Methylene Chloride	13	~~0.20 J~~ U	44	~~0.69 J~~ U
Methyl tert-butyl ether	1.3	Not Detected	4.5	Not Detected
trans-1,2-Dichloroethene	1.3	Not Detected	5.0	Not Detected
Hexane	1.3	3.3	4.4	12
1,1-Dichloroethane	1.3	Not Detected	5.1	Not Detected
2-Butanone (Methyl Ethyl Ketone)	5.0	Not Detected	15	Not Detected
cis-1,2-Dichloroethene	1.3	Not Detected	5.0	Not Detected
Tetrahydrofuran	1.3	Not Detected	3.7	Not Detected
Chloroform	1.3	1.5	6.2	7.5
1,1,1-Trichloroethane	1.3	Not Detected	6.9	Not Detected
Cyclohexane	1.3	3.0	4.3	10
Carbon Tetrachloride	1.3	Not Detected	7.9	Not Detected
2,2,4-Trimethylpentane	1.3	1.8	5.9	8.3
Benzene	1.3	0.47 J	4.0	1.5 J
1,2-Dichloroethane	1.3	Not Detected	5.1	Not Detected
Heptane	1.3	1.1 J	5.2	4.6 J
Trichloroethene	1.3	Not Detected	6.8	Not Detected
1,2-Dichloropropane	1.3	Not Detected	5.8	Not Detected
1,4-Dioxane	5.0	Not Detected	18	Not Detected
Bromodichloromethane	1.3	Not Detected	8.4	Not Detected
cis-1,3-Dichloropropene	1.3	Not Detected	5.7	Not Detected
4-Methyl-2-pentanone	1.3	Not Detected	5.2	Not Detected
Toluene	1.3	0.75 J	4.7	2.8 J
trans-1,3-Dichloropropene	1.3	Not Detected	5.7	Not Detected
1,1,2-Trichloroethane	1.3	Not Detected	6.9	Not Detected
Tetrachloroethene	1.3	~~0.18 J~~ U	8.5	~~1.2 J~~ U
2-Hexanone	5.0	Not Detected	21	Not Detected

eurofins | Air Toxics

Client Sample ID: VMP-9-11.5-012513-DUP

Lab ID#: 1301567A-03A

EPA METHOD TO-15 GC/MS FULL SCAN

File Name:	p020509	**Date of Collection:**	1/25/13 3:22:00 PM
Dil. Factor:	2.52	**Date of Analysis:**	2/5/13 02:01 PM

Compound	Rpt. Limit (ppbv)	Amount (ppbv)	Rpt. Limit (ug/m3)	Amount (ug/m3)
Dibromochloromethane	1.3	Not Detected	11	Not Detected
1,2-Dibromoethane (EDB)	1.3	Not Detected	9.7	Not Detected
Chlorobenzene	1.3	Not Detected	5.8	Not Detected
Ethyl Benzene	1.3	0.36 J	5.5	1.6 J
m,p-Xylene	1.3	0.41 J	5.5	1.8 J
o-Xylene	1.3	~~0.24 J~~ U	5.5	~~1.0 J~~ U
Styrene	1.3	Not Detected	5.4	Not Detected
Bromoform	1.3	Not Detected	13	Not Detected
Cumene	1.3	Not Detected	6.2	Not Detected
1,1,2,2-Tetrachloroethane	1.3	Not Detected	8.6	Not Detected
Propylbenzene	1.3	Not Detected	6.2	Not Detected
4-Ethyltoluene	1.3	~~0.14 J~~ U	6.2	~~0.69 J~~ U
1,3,5-Trimethylbenzene	1.3	Not Detected	6.2	Not Detected
1,2,4-Trimethylbenzene	1.3	Not Detected	6.2	Not Detected
1,3-Dichlorobenzene	1.3	~~0.16 J~~ U	7.6	~~0.96 J~~ U
1,4-Dichlorobenzene	1.3	~~0.20 J~~ U	7.6	~~1.2 J~~ U
alpha-Chlorotoluene	1.3	Not Detected	6.5	Not Detected
1,2-Dichlorobenzene	1.3	Not Detected	7.6	Not Detected
1,2,4-Trichlorobenzene	5.0	~~0.43 J~~ U	37	~~3.2 J~~ U
Hexachlorobutadiene	5.0	Not Detected	54	Not Detected
Butane	5.0	22 J	12	52 J
Isopentane	5.0	32 J	15	93 J

J = Estimated value.

Container Type: 1 Liter Summa Canister

Surrogates	%Recovery	Method Limits
Toluene-d8	97	70-130
1,2-Dichloroethane-d4	96	70-130
4-Bromofluorobenzene	94	70-130

eurofins | Air Toxics

Client Sample ID: VMP-9-25.5-013013

Lab ID#: 1301567A-04A

EPA METHOD TO-15 GC/MS FULL SCAN

File Name:	**p020510**	**Date of Collection:**	**1/30/13 10:30:00 AM**
Dil. Factor:	**2.82**	**Date of Analysis:**	**2/5/13 02:35 PM**

Compound	Rpt. Limit (ppbv)	Amount (ppbv)	Rpt. Limit (ug/m3)	Amount (ug/m3)
Freon 12	1.4	0.50 J	7.0	2.5 J
Freon 114	1.4	Not Detected	9.8	Not Detected
Chloromethane	14	Not Detected	29	Not Detected
Vinyl Chloride	1.4	Not Detected	3.6	Not Detected
1,3-Butadiene	1.4	Not Detected	3.1	Not Detected
Bromomethane	14	Not Detected	55	Not Detected
Chloroethane	5.6	Not Detected	15	Not Detected
Freon 11	1.4	0.28 J	7.9	1.6 J
Ethanol	5.6	Not Detected	11	Not Detected
Freon 113	1.4	Not Detected	11	Not Detected
1,1-Dichloroethene	1.4	Not Detected	5.6	Not Detected
Acetone	14	8.3 J	33	20 J
2-Propanol	5.6	4.7 J	14	12 J
Carbon Disulfide	5.6	0.90 J	18	2.8 J
3-Chloropropene	5.6	Not Detected	18	Not Detected
Methylene Chloride	14	~~0.17 J~~	49	~~0.58 J~~
Methyl tert-butyl ether	1.4	Not Detected	5.1	Not Detected
trans-1,2-Dichloroethene	1.4	Not Detected	5.6	Not Detected
Hexane	1.4	0.25 J	5.0	0.88 J
1,1-Dichloroethane	1.4	Not Detected	5.7	Not Detected
2-Butanone (Methyl Ethyl Ketone)	5.6	Not Detected	17	Not Detected
cis-1,2-Dichloroethene	1.4	Not Detected	5.6	Not Detected
Tetrahydrofuran	1.4	Not Detected	4.2	Not Detected
Chloroform	1.4	2.0	6.9	9.5
1,1,1-Trichloroethane	1.4	Not Detected	7.7	Not Detected
Cyclohexane	1.4	Not Detected	4.8	Not Detected
Carbon Tetrachloride	1.4	Not Detected	8.9	Not Detected
2,2,4-Trimethylpentane	1.4	0.81 J	6.6	3.8 J
Benzene	1.4	0.57 J	4.5	1.8 J
1,2-Dichloroethane	1.4	Not Detected	5.7	Not Detected
Heptane	1.4	Not Detected	5.8	Not Detected
Trichloroethene	1.4	Not Detected	7.6	Not Detected
1,2-Dichloropropane	1.4	Not Detected	6.5	Not Detected
1,4-Dioxane	5.6	Not Detected	20	Not Detected
Bromodichloromethane	1.4	Not Detected	9.4	Not Detected
cis-1,3-Dichloropropene	1.4	Not Detected	6.4	Not Detected
4-Methyl-2-pentanone	1.4	0.42 J	5.8	1.7 J
Toluene	1.4	~~0.12 J~~	5.3	~~0.45 J~~
trans-1,3-Dichloropropene	1.4	Not Detected	6.4	Not Detected
1,1,2-Trichloroethane	1.4	Not Detected	7.7	Not Detected
Tetrachloroethene	1.4	~~0.28 J~~	9.6	~~1.9 J~~
2-Hexanone	5.6	Not Detected	23	Not Detected

eurofins | Air Toxics

Client Sample ID: VMP-9-25.5-013013

Lab ID#: 1301567A-04A

EPA METHOD TO-15 GC/MS FULL SCAN

File Name:	**p020510**	**Date of Collection:**	**1/30/13 10:30:00 AM**
Dil. Factor:	**2.82**	**Date of Analysis:**	**2/5/13 02:35 PM**

Compound	Rpt. Limit (ppbv)	Amount (ppbv)	Rpt. Limit (ug/m3)	Amount (ug/m3)
Dibromochloromethane	1.4	Not Detected	12	Not Detected
1,2-Dibromoethane (EDB)	1.4	Not Detected	11	Not Detected
Chlorobenzene	1.4	Not Detected	6.5	Not Detected
Ethyl Benzene	1.4	Not Detected	6.1	Not Detected
m,p-Xylene	1.4	Not Detected	6.1	Not Detected
o-Xylene	1.4	Not Detected	6.1	Not Detected
Styrene	1.4	Not Detected	6.0	Not Detected
Bromoform	1.4	Not Detected	14	Not Detected
Cumene	1.4	Not Detected	6.9	Not Detected
1,1,2,2-Tetrachloroethane	1.4	Not Detected	9.7	Not Detected
Propylbenzene	1.4	Not Detected	6.9	Not Detected
4-Ethyltoluene	1.4	Not Detected	6.9	Not Detected
1,3,5-Trimethylbenzene	1.4	Not Detected	6.9	Not Detected
1,2,4-Trimethylbenzene	1.4	Not Detected	6.9	Not Detected
1,3-Dichlorobenzene	1.4	Not Detected	8.5	Not Detected
1,4-Dichlorobenzene	1.4	Not Detected	8.5	Not Detected
alpha-Chlorotoluene	1.4	Not Detected	7.3	Not Detected
1,2-Dichlorobenzene	1.4	Not Detected	8.5	Not Detected
1,2,4-Trichlorobenzene	5.6	~~0.48 J~~	42	~~3.5 J~~
Hexachlorobutadiene	5.6	Not Detected	60	Not Detected
Butane	5.6	Not Detected	13	Not Detected
Isopentane	5.6	1.2 J	17	3.6 J

J = Estimated value.

Container Type: 1 Liter Summa Canister

Surrogates	%Recovery	Method Limits
Toluene-d8	99	70-130
1,2-Dichloroethane-d4	99	70-130
4-Bromofluorobenzene	95	70-130

eurofins | Air Toxics

Client Sample ID: VMP-9-38.5-013013

Lab ID#: 1301567A-05A

EPA METHOD TO-15 GC/MS FULL SCAN

File Name:	p020511	**Date of Collection:**	1/30/13 11:15:00 AM
Dil. Factor:	2.82	**Date of Analysis:**	2/5/13 03:11 PM

Compound	Rpt. Limit (ppbv)	Amount (ppbv)	Rpt. Limit (ug/m3)	Amount (ug/m3)
Freon 12	1.4	0.57 J	7.0	2.8 J
Freon 114	1.4	Not Detected	9.8	Not Detected
Chloromethane	14	Not Detected	29	Not Detected
Vinyl Chloride	1.4	Not Detected	3.6	Not Detected
1,3-Butadiene	1.4	Not Detected	3.1	Not Detected
Bromomethane	14	Not Detected	55	Not Detected
Chloroethane	5.6	Not Detected	15	Not Detected
Freon 11	1.4	0.28 J	7.9	1.6 J
Ethanol	5.6	2.0 J	11	3.8 J
Freon 113	1.4	Not Detected	11	Not Detected
1,1-Dichloroethene	1.4	Not Detected	5.6	Not Detected
Acetone	14	6.5 J	33	15 J
2-Propanol	5.6	4.4 J	14	11 J
Carbon Disulfide	5.6	~~0.86 J~~ U	18	~~2.7 J~~ U
3-Chloropropene	5.6	Not Detected	18	Not Detected
Methylene Chloride	14	Not Detected	49	Not Detected
Methyl tert-butyl ether	1.4	Not Detected	5.1	Not Detected
trans-1,2-Dichloroethene	1.4	Not Detected	5.6	Not Detected
Hexane	1.4	0.39 J	5.0	1.4 J
1,1-Dichloroethane	1.4	Not Detected	5.7	Not Detected
2-Butanone (Methyl Ethyl Ketone)	5.6	Not Detected	17	Not Detected
cis-1,2-Dichloroethene	1.4	Not Detected	5.6	Not Detected
Tetrahydrofuran	1.4	Not Detected	4.2	Not Detected
Chloroform	1.4	1.2 J	6.9	5.9 J
1,1,1-Trichloroethane	1.4	Not Detected	7.7	Not Detected
Cyclohexane	1.4	Not Detected	4.8	Not Detected
Carbon Tetrachloride	1.4	Not Detected	8.9	Not Detected
2,2,4-Trimethylpentane	1.4	1.1 J	6.6	5.1 J
Benzene	1.4	0.58 J	4.5	1.8 J
1,2-Dichloroethane	1.4	Not Detected	5.7	Not Detected
Heptane	1.4	Not Detected	5.8	Not Detected
Trichloroethene	1.4	Not Detected	7.6	Not Detected
1,2-Dichloropropane	1.4	Not Detected	6.5	Not Detected
1,4-Dioxane	5.6	Not Detected	20	Not Detected
Bromodichloromethane	1.4	Not Detected	9.4	Not Detected
cis-1,3-Dichloropropene	1.4	Not Detected	6.4	Not Detected
4-Methyl-2-pentanone	1.4	Not Detected	5.8	Not Detected
Toluene	1.4	~~0.16 J~~ U	5.3	~~0.60 J~~ U
trans-1,3-Dichloropropene	1.4	Not Detected	6.4	Not Detected
1,1,2-Trichloroethane	1.4	Not Detected	7.7	Not Detected
Tetrachloroethene	1.4	~~0.18 J~~ U	9.6	~~1.2 J~~ U
2-Hexanone	5.6	Not Detected	23	Not Detected

eurofins | Air Toxics

Client Sample ID: VMP-9-38.5-013013

Lab ID#: 1301567A-05A

EPA METHOD TO-15 GC/MS FULL SCAN

File Name:	**p020511**	**Date of Collection: 1/30/13 11:15:00 AM**	
Dil. Factor:	**2.82**	**Date of Analysis: 2/5/13 03:11 PM**	

Compound	Rpt. Limit (ppbv)	Amount (ppbv)	Rpt. Limit (ug/m3)	Amount (ug/m3)
Dibromochloromethane	1.4	Not Detected	12	Not Detected
1,2-Dibromoethane (EDB)	1.4	Not Detected	11	Not Detected
Chlorobenzene	1.4	Not Detected	6.5	Not Detected
Ethyl Benzene	1.4	Not Detected	6.1	Not Detected
m,p-Xylene	1.4	Not Detected	6.1	Not Detected
o-Xylene	1.4	Not Detected	6.1	Not Detected
Styrene	1.4	Not Detected	6.0	Not Detected
Bromoform	1.4	Not Detected	14	Not Detected
Cumene	1.4	Not Detected	6.9	Not Detected
1,1,2,2-Tetrachloroethane	1.4	Not Detected	9.7	Not Detected
Propylbenzene	1.4	Not Detected	6.9	Not Detected
4-Ethyltoluene	1.4	Not Detected	6.9	Not Detected
1,3,5-Trimethylbenzene	1.4	Not Detected	6.9	Not Detected
1,2,4-Trimethylbenzene	1.4	Not Detected	6.9	Not Detected
1,3-Dichlorobenzene	1.4	Not Detected	8.5	Not Detected
1,4-Dichlorobenzene	1.4	Not Detected	8.5	Not Detected
alpha-Chlorotoluene	1.4	Not Detected	7.3	Not Detected
1,2-Dichlorobenzene	1.4	Not Detected	8.5	Not Detected
1,2,4-Trichlorobenzene	5.6	~~0.44 J~~	42	~~3.2 J~~
Hexachlorobutadiene	5.6	Not Detected	60	Not Detected
Butane	5.6	2.9 J	13	6.8 J
Isopentane	5.6	1.3 J	17	4.0 J

J = Estimated value.

Container Type: 1 Liter Summa Canister

Surrogates	%Recovery	Method Limits
Toluene-d8	98	70-130
1,2-Dichloroethane-d4	98	70-130
4-Bromofluorobenzene	97	70-130

eurofins | Air Toxics

Client Sample ID: VMP-10-5-012913

Lab ID#: 1301567A-06A

EPA METHOD TO-15 GC/MS FULL SCAN

File Name:	**p020512**	**Date of Collection:**	**1/29/13 9:46:00 AM**
Dil. Factor:	**2.82**	**Date of Analysis:**	**2/5/13 04:00 PM**

Compound	Rpt. Limit (ppbv)	Amount (ppbv)	Rpt. Limit (ug/m3)	Amount (ug/m3)
Freon 12	1.4	0.56 J	7.0	2.8 J
Freon 114	1.4	Not Detected	9.8	Not Detected
Chloromethane	14	Not Detected	29	Not Detected
Vinyl Chloride	1.4	Not Detected	3.6	Not Detected
1,3-Butadiene	1.4	Not Detected	3.1	Not Detected
Bromomethane	14	Not Detected	55	Not Detected
Chloroethane	5.6	Not Detected	15	Not Detected
Freon 11	1.4	0.38 J	7.9	2.1 J
Ethanol	5.6	Not Detected	11	Not Detected
Freon 113	1.4	Not Detected	11	Not Detected
1,1-Dichloroethene	1.4	Not Detected	5.6	Not Detected
Acetone	14	3.1 J	33	7.5 J
2-Propanol	5.6	3.0 J	14	7.2 J
Carbon Disulfide	5.6	~~4.1 J~~	18	~~3.3 J~~
3-Chloropropene	5.6	Not Detected	18	Not Detected
Methylene Chloride	14	Not Detected	49	Not Detected
Methyl tert-butyl ether	1.4	Not Detected	5.1	Not Detected
trans-1,2-Dichloroethene	1.4	Not Detected	5.6	Not Detected
Hexane	1.4	2.4	5.0	8.5
1,1-Dichloroethane	1.4	Not Detected	5.7	Not Detected
2-Butanone (Methyl Ethyl Ketone)	5.6	Not Detected	17	Not Detected
cis-1,2-Dichloroethene	1.4	Not Detected	5.6	Not Detected
Tetrahydrofuran	1.4	Not Detected	4.2	Not Detected
Chloroform	1.4	Not Detected	6.9	Not Detected
1,1,1-Trichloroethane	1.4	Not Detected	7.7	Not Detected
Cyclohexane	1.4	2.3	4.8	7.9
Carbon Tetrachloride	1.4	Not Detected	8.9	Not Detected
2,2,4-Trimethylpentane	1.4	1.5	6.6	7.0
Benzene	1.4	0.52 J	4.5	1.7 J
1,2-Dichloroethane	1.4	Not Detected	5.7	Not Detected
Heptane	1.4	1.2 J	5.8	4.8 J
Trichloroethene	1.4	Not Detected	7.6	Not Detected
1,2-Dichloropropane	1.4	Not Detected	6.5	Not Detected
1,4-Dioxane	5.6	Not Detected	20	Not Detected
Bromodichloromethane	1.4	Not Detected	9.4	Not Detected
cis-1,3-Dichloropropene	1.4	Not Detected	6.4	Not Detected
4-Methyl-2-pentanone	1.4	0.37 J	5.8	1.5 J
Toluene	1.4	~~0.33 J~~	5.3	~~1.2 J~~
trans-1,3-Dichloropropene	1.4	Not Detected	6.4	Not Detected
1,1,2-Trichloroethane	1.4	Not Detected	7.7	Not Detected
Tetrachloroethene	1.4	~~0.23 J~~	9.6	~~1.6 J~~
2-Hexanone	5.6	Not Detected	23	Not Detected

eurofins | Air Toxics

Client Sample ID: VMP-10-5-012913

Lab ID#: 1301567A-06A

EPA METHOD TO-15 GC/MS FULL SCAN

File Name:	**p020512**	**Date of Collection: 1/29/13 9:46:00 AM**	
Dil. Factor:	**2.82**	**Date of Analysis: 2/5/13 04:00 PM**	

Compound	Rpt. Limit (ppbv)	Amount (ppbv)	Rpt. Limit (ug/m3)	Amount (ug/m3)
Dibromochloromethane	1.4	Not Detected	12	Not Detected
1,2-Dibromoethane (EDB)	1.4	Not Detected	11	Not Detected
Chlorobenzene	1.4	Not Detected	6.5	Not Detected
Ethyl Benzene	1.4	0.27 J	6.1	1.2 J
m,p-Xylene	1.4	Not Detected	6.1	Not Detected
o-Xylene	1.4	Not Detected	6.1	Not Detected
Styrene	1.4	Not Detected	6.0	Not Detected
Bromoform	1.4	Not Detected	14	Not Detected
Cumene	1.4	Not Detected	6.9	Not Detected
1,1,2,2-Tetrachloroethane	1.4	Not Detected	9.7	Not Detected
Propylbenzene	1.4	Not Detected	6.9	Not Detected
4-Ethyltoluene	1.4	~~0.15 J~~	6.9	~~0.74 J~~
1,3,5-Trimethylbenzene	1.4	Not Detected	6.9	Not Detected
1,2,4-Trimethylbenzene	1.4	Not Detected	6.9	Not Detected
1,3-Dichlorobenzene	1.4	~~0.24 J~~	8.5	~~1.5 J~~
1,4-Dichlorobenzene	1.4	~~0.30 J~~	8.5	~~1.8 J~~
alpha-Chlorotoluene	1.4	Not Detected	7.3	Not Detected
1,2-Dichlorobenzene	1.4	Not Detected	8.5	Not Detected
1,2,4-Trichlorobenzene	5.6	~~0.72 J~~	42	~~5.3 J~~
Hexachlorobutadiene	5.6	Not Detected	60	Not Detected
Butane	5.6	9.1 J	13	22 J
Isopentane	5.6	13 J	17	38 J

J = Estimated value.

Container Type: 1 Liter Summa Canister

Surrogates	%Recovery	Method Limits
Toluene-d8	96	70-130
1,2-Dichloroethane-d4	98	70-130
4-Bromofluorobenzene	95	70-130

eurofins | Air Toxics

Client Sample ID: VMP-10-5-012913-DUP

Lab ID#: 1301567A-07A

EPA METHOD TO-15 GC/MS FULL SCAN

File Name:	**p020513**	**Date of Collection:**	**1/29/13 9:46:00 AM**
Dil. Factor:	**3.11**	**Date of Analysis:**	**2/5/13 04:36 PM**

Compound	Rpt. Limit (ppbv)	Amount (ppbv)	Rpt. Limit (ug/m3)	Amount (ug/m3)
Freon 12	1.6	0.58 J	7.7	2.9 J
Freon 114	1.6	Not Detected	11	Not Detected
Chloromethane	16	Not Detected	32	Not Detected
Vinyl Chloride	1.6	Not Detected	4.0	Not Detected
1,3-Butadiene	1.6	Not Detected	3.4	Not Detected
Bromomethane	16	Not Detected	60	Not Detected
Chloroethane	6.2	Not Detected	16	Not Detected
Freon 11	1.6	0.27 J	8.7	1.5 J
Ethanol	6.2	Not Detected	12	Not Detected
Freon 113	1.6	Not Detected	12	Not Detected
1,1-Dichloroethene	1.6	Not Detected	6.2	Not Detected
Acetone	16	4.3 J	37	10 J
2-Propanol	6.2	1.0 J	15	2.5 J
Carbon Disulfide	6.2	~~1.2 J~~	19	~~3.6 J~~
3-Chloropropene	6.2	Not Detected	19	Not Detected
Methylene Chloride	16	~~0.24 J~~	54	~~0.84 J~~
Methyl tert-butyl ether	1.6	Not Detected	5.6	Not Detected
trans-1,2-Dichloroethene	1.6	Not Detected	6.2	Not Detected
Hexane	1.6	3.2	5.5	11
1,1-Dichloroethane	1.6	Not Detected	6.3	Not Detected
2-Butanone (Methyl Ethyl Ketone)	6.2	Not Detected	18	Not Detected
cis-1,2-Dichloroethene	1.6	Not Detected	6.2	Not Detected
Tetrahydrofuran	1.6	Not Detected	4.6	Not Detected
Chloroform	1.6	Not Detected	7.6	Not Detected
1,1,1-Trichloroethane	1.6	Not Detected	8.5	Not Detected
Cyclohexane	1.6	3.0	5.4	10
Carbon Tetrachloride	1.6	Not Detected	9.8	Not Detected
2,2,4-Trimethylpentane	1.6	1.8	7.3	8.2
Benzene	1.6	Not Detected	5.0	Not Detected
1,2-Dichloroethane	1.6	Not Detected	6.3	Not Detected
Heptane	1.6	1.2 J	6.4	4.9 J
Trichloroethene	1.6	Not Detected	8.4	Not Detected
1,2-Dichloropropane	1.6	Not Detected	7.2	Not Detected
1,4-Dioxane	6.2	Not Detected	22	Not Detected
Bromodichloromethane	1.6	Not Detected	10	Not Detected
cis-1,3-Dichloropropene	1.6	Not Detected	7.0	Not Detected
4-Methyl-2-pentanone	1.6	Not Detected	6.4	Not Detected
Toluene	1.6	~~0.32 J~~	5.8	~~1.2 J~~
trans-1,3-Dichloropropene	1.6	Not Detected	7.0	Not Detected
1,1,2-Trichloroethane	1.6	Not Detected	8.5	Not Detected
Tetrachloroethene	1.6	~~0.19 J~~	10	~~1.3 J~~
2-Hexanone	6.2	Not Detected	25	Not Detected

eurofins | Air Toxics

Client Sample ID: VMP-10-5-012913-DUP

Lab ID#: 1301567A-07A

EPA METHOD TO-15 GC/MS FULL SCAN

File Name:	**p020513**	**Date of Collection:**	**1/29/13 9:46:00 AM**
Dil. Factor:	**3.11**	**Date of Analysis:**	**2/5/13 04:36 PM**

Compound	Rpt. Limit (ppbv)	Amount (ppbv)	Rpt. Limit (ug/m3)	Amount (ug/m3)
Dibromochloromethane	1.6	Not Detected	13	Not Detected
1,2-Dibromoethane (EDB)	1.6	Not Detected	12	Not Detected
Chlorobenzene	1.6	Not Detected	7.2	Not Detected
Ethyl Benzene	1.6	Not Detected	6.8	Not Detected
m,p-Xylene	1.6	Not Detected	6.8	Not Detected
o-Xylene	1.6	Not Detected	6.8	Not Detected
Styrene	1.6	Not Detected	6.6	Not Detected
Bromoform	1.6	Not Detected	16	Not Detected
Cumene	1.6	Not Detected	7.6	Not Detected
1,1,2,2-Tetrachloroethane	1.6	Not Detected	11	Not Detected
Propylbenzene	1.6	Not Detected	7.6	Not Detected
4-Ethyltoluene	1.6	Not Detected	7.6	Not Detected
1,3,5-Trimethylbenzene	1.6	Not Detected	7.6	Not Detected
1,2,4-Trimethylbenzene	1.6	Not Detected	7.6	Not Detected
1,3-Dichlorobenzene	1.6	~~0.22 J~~	9.3	~~1.3 J~~
1,4-Dichlorobenzene	1.6	~~0.26 J~~	9.3	~~1.6 J~~
alpha-Chlorotoluene	1.6	Not Detected	8.0	Not Detected
1,2-Dichlorobenzene	1.6	Not Detected	9.3	Not Detected
1,2,4-Trichlorobenzene	6.2	~~0.58 J~~	46	~~4.3 J~~
Hexachlorobutadiene	6.2	Not Detected	66	Not Detected
Butane	6.2	16 J	15	37 J
Isopentane	6.2	23 J	18	67 J

J = Estimated value.

Container Type: 1 Liter Summa Canister

Surrogates	%Recovery	Method Limits
Toluene-d8	98	70-130
1,2-Dichloroethane-d4	100	70-130
4-Bromofluorobenzene	94	70-130

eurofins | Air Toxics

Client Sample ID: VMP-10-20-012913

Lab ID#: 1301567A-08A

EPA METHOD TO-15 GC/MS FULL SCAN

File Name:	p020514	**Date of Collection:**	1/29/13 11:42:00 AM
Dil. Factor:	2.76	**Date of Analysis:**	2/5/13 05:05 PM

Compound	Rpt. Limit (ppbv)	Amount (ppbv)	Rpt. Limit (ug/m3)	Amount (ug/m3)
Freon 12	1.4	0.55 J	6.8	2.7 J
Freon 114	1.4	Not Detected	9.6	Not Detected
Chloromethane	14	Not Detected	28	Not Detected
Vinyl Chloride	1.4	Not Detected	3.5	Not Detected
1,3-Butadiene	1.4	Not Detected	3.0	Not Detected
Bromomethane	14	Not Detected	54	Not Detected
Chloroethane	5.5	Not Detected	14	Not Detected
Freon 11	1.4	0.30 J	7.8	1.7 J
Ethanol	5.5	Not Detected	10	Not Detected
Freon 113	1.4	Not Detected	10	Not Detected
1,1-Dichloroethene	1.4	Not Detected	5.5	Not Detected
Acetone	14	4.5 J	33	11 J
2-Propanol	5.5	0.92 J	14	2.3 J
Carbon Disulfide	5.5	~~0.67 J~~	17	~~2.7 J~~
3-Chloropropene	5.5	Not Detected	17	Not Detected
Methylene Chloride	14	Not Detected	48	Not Detected
Methyl tert-butyl ether	1.4	Not Detected	5.0	Not Detected
trans-1,2-Dichloroethene	1.4	Not Detected	5.5	Not Detected
Hexane	1.4	0.82 J	4.9	2.9 J
1,1-Dichloroethane	1.4	Not Detected	5.6	Not Detected
2-Butanone (Methyl Ethyl Ketone)	5.5	Not Detected	16	Not Detected
cis-1,2-Dichloroethene	1.4	Not Detected	5.5	Not Detected
Tetrahydrofuran	1.4	Not Detected	4.1	Not Detected
Chloroform	1.4	Not Detected	6.7	Not Detected
1,1,1-Trichloroethane	1.4	Not Detected	7.5	Not Detected
Cyclohexane	1.4	Not Detected	4.8	Not Detected
Carbon Tetrachloride	1.4	Not Detected	8.7	Not Detected
2,2,4-Trimethylpentane	1.4	1.5	6.4	6.8
Benzene	1.4	2.4	4.4	7.8
1,2-Dichloroethane	1.4	Not Detected	5.6	Not Detected
Heptane	1.4	Not Detected	5.6	Not Detected
Trichloroethene	1.4	Not Detected	7.4	Not Detected
1,2-Dichloropropane	1.4	Not Detected	6.4	Not Detected
1,4-Dioxane	5.5	Not Detected	20	Not Detected
Bromodichloromethane	1.4	Not Detected	9.2	Not Detected
cis-1,3-Dichloropropene	1.4	Not Detected	6.3	Not Detected
4-Methyl-2-pentanone	1.4	Not Detected	5.6	Not Detected
Toluene	1.4	~~0.22 J~~	5.2	~~0.84 J~~
trans-1,3-Dichloropropene	1.4	Not Detected	6.3	Not Detected
1,1,2-Trichloroethane	1.4	Not Detected	7.5	Not Detected
Tetrachloroethene	1.4	~~0.23 J~~	9.4	~~1.6 J~~
2-Hexanone	5.5	Not Detected	23	Not Detected

eurofins | Air Toxics

Client Sample ID: VMP-10-20-012913

Lab ID#: 1301567A-08A

EPA METHOD TO-15 GC/MS FULL SCAN

File Name:	**p020514**	**Date of Collection: 1/29/13 11:42:00 AM**	
Dil. Factor:	**2.76**	**Date of Analysis: 2/5/13 05:05 PM**	

Compound	Rpt. Limit (ppbv)	Amount (ppbv)	Rpt. Limit (ug/m3)	Amount (ug/m3)
Dibromochloromethane	1.4	Not Detected	12	Not Detected
1,2-Dibromoethane (EDB)	1.4	Not Detected	11	Not Detected
Chlorobenzene	1.4	Not Detected	6.4	Not Detected
Ethyl Benzene	1.4	Not Detected	6.0	Not Detected
m,p-Xylene	1.4	Not Detected	6.0	Not Detected
o-Xylene	1.4	Not Detected	6.0	Not Detected
Styrene	1.4	Not Detected	5.9	Not Detected
Bromoform	1.4	Not Detected	14	Not Detected
Cumene	1.4	Not Detected	6.8	Not Detected
1,1,2,2-Tetrachloroethane	1.4	Not Detected	9.5	Not Detected
Propylbenzene	1.4	Not Detected	6.8	Not Detected
4-Ethyltoluene	1.4	Not Detected	6.8	Not Detected
1,3,5-Trimethylbenzene	1.4	Not Detected	6.8	Not Detected
1,2,4-Trimethylbenzene	1.4	Not Detected	6.6	Not Detected
1,3-Dichlorobenzene	1.4	Not Detected	8.3	Not Detected
1,4-Dichlorobenzene	1.4	~~0.23 J~~	6.3	~~1.4 J~~
alpha-Chlorotoluene	1.4	Not Detected	7.1	Not Detected
1,2-Dichlorobenzene	1.4	Not Detected	8.3	Not Detected
1,2,4-Trichlorobenzene	5.5	~~0.44 J~~	41	~~3.2 J~~
Hexachlorobutadiene	5.5	Not Detected	59	Not Detected
Butane	5.5	2.2 J	13	5.1 J
Isopentane	5.5	0.63 J	16	1.9 J

J = Estimated value.

Container Type: 1 Liter Summa Canister

Surrogates	%Recovery	Method Limits
Toluene-d6	95	70-130
1,2-Dichloroethane-d4	97	70-130
4-Bromofluorobenzene	94	70-130

eurofins | Air Toxics

Client Sample ID: VMP-10-30-012913

Lab ID#: 1301567A-09A

EPA METHOD TO-15 GC/MS FULL SCAN

File Name:	**p020515**	**Date of Collection:**	**1/29/13 2:12:00 PM**
Dil. Factor:	**3.03**	**Date of Analysis:**	**2/5/13 05:42 PM**

Compound	Rpt. Limit (ppbv)	Amount (ppbv)	Rpt. Limit (ug/m3)	Amount (ug/m3)
Freon 12	1.5	0.56 J	7.5	2.8 J
Freon 114	1.5	Not Detected	10	Not Detected
Chloromethane	15	Not Detected	31	Not Detected
Vinyl Chloride	1.5	Not Detected	3.9	Not Detected
1,3-Butadiene	1.5	Not Detected	3.4	Not Detected
Bromomethane	15	Not Detected	59	Not Detected
Chloroethane	6.1	Not Detected	16	Not Detected
Freon 11	1.5	0.32 J	8.5	1.8 J
Ethanol	6.1	2.2 J	11	4.2 J
Freon 113	1.5	Not Detected	12	Not Detected
1,1-Dichloroethene	1.5	Not Detected	6.0	Not Detected
Acetone	15	5.3 J	36	13 J
2-Propanol	6.1	2.9 J	15	7.1 J
Carbon Disulfide	6.1	~~1.1 J~~	19	~~3.4 J~~
3-Chloropropene	6.1	Not Detected	19	Not Detected
Methylene Chloride	15	Not Detected	53	Not Detected
Methyl tert-butyl ether	1.5	Not Detected	5.5	Not Detected
trans-1,2-Dichloroethene	1.5	Not Detected	6.0	Not Detected
Hexane	1.5	0.26 J	5.3	0.92 J
1,1-Dichloroethane	1.5	Not Detected	6.1	Not Detected
2-Butanone (Methyl Ethyl Ketone)	6.1	Not Detected	18	Not Detected
cis-1,2-Dichloroethene	1.5	Not Detected	6.0	Not Detected
Tetrahydrofuran	1.5	Not Detected	4.5	Not Detected
Chloroform	1.5	Not Detected	7.4	Not Detected
1,1,1-Trichloroethane	1.5	Not Detected	8.3	Not Detected
Cyclohexane	1.5	Not Detected	5.2	Not Detected
Carbon Tetrachloride	1.5	Not Detected	9.5	Not Detected
2,2,4-Trimethylpentane	1.5	1.2 J	7.1	5.4 J
Benzene	1.5	2.8	4.8	9.1
1,2-Dichloroethane	1.5	Not Detected	6.1	Not Detected
Heptane	1.5	Not Detected	6.2	Not Detected
Trichloroethene	1.5	Not Detected	8.1	Not Detected
1,2-Dichloropropane	1.5	Not Detected	7.0	Not Detected
1,4-Dioxane	6.1	Not Detected	22	Not Detected
Bromodichloromethane	1.5	Not Detected	10	Not Detected
cis-1,3-Dichloropropene	1.5	Not Detected	6.9	Not Detected
4-Methyl-2-pentanone	1.5	Not Detected	6.2	Not Detected
Toluene	1.5	~~0.15 J~~	5.7	~~0.57 J~~
trans-1,3-Dichloropropene	1.5	Not Detected	6.9	Not Detected
1,1,2-Trichloroethane	1.5	Not Detected	8.3	Not Detected
Tetrachloroethene	1.5	~~0.32 J~~	10	~~2.2 J~~
2-Hexanone	6.1	Not Detected	25	Not Detected

eurofins | Air Toxics

Client Sample ID: VMP-10-30-012913

Lab ID#: 1301567A-09A

EPA METHOD TO-15 GC/MS FULL SCAN

File Nama:	**p020515**	**Date of Collection:**	**1/29/13 2:12:00 PM**
Dil. Factor:	**3.03**	**Date of Analysis:**	**2/5/13 05:42 PM**

Compound	Rpt. Limit (ppbv)	Amount (ppbv)	Rpt. Limit (ug/m3)	Amount (ug/m3)
Dibromochloromethane	1.5	Not Detected	13	Not Detected
1,2-Dibromoethane (EDB)	1.5	Not Detected	12	Not Detected
Chlorobenzene	1.5	Not Detected	7.0	Not Detected
Ethyl Benzene	1.5	Not Detected	6.6	Not Detected
m,p-Xylene	1.5	Not Detected	6.6	Not Detected
o-Xylene	1.5	Not Detected	6.6	Not Detected
Styrene	1.5	Not Detected	6.4	Not Detected
Bromoform	1.5	Not Detected	16	Not Detected
Cumene	1.5	Not Detected	7.4	Not Detected
1,1,2,2-Tetrachloroethane	1.5	Not Detected	10	Not Detected
Propylbenzene	1.5	Not Detected	7.4	Not Detected
4-Ethyltoluene	1.5	Not Detected	7.4	Not Detected
1,3,5-Trimethylbenzene	1.5	Not Detected	7.4	Not Detected
1,2,4-Trimethylbenzene	1.5	Not Detected	7.4	Not Detected
1,3-Dichlorobenzene	1.5	Not Detected	9.1	Not Detected
1,4-Dichlorobenzene	1.5	~~0.25 J~~	9.1	~~1.5 J~~
alpha-Chlorotoluene	1.5	Not Detected	7.8	Not Detected
1,2-Dichlorobenzene	1.5	Not Detected	9.1	Not Detected
1,2,4-Trichlorobenzene	6.1	~~0.56 J~~	45	~~4.2 J~~
Hexachlorobutadiene	6.1	Not Detected	65	Not Detected
Butane	6.1	Not Detected	14	Not Detected
Isopentane	6.1	Not Detected	18	Not Detected

J = Estimated value.

Container Type: 1 Liter Summa Canister

Surrogates	%Recovery	Method Limits
Toluene-d8	98	70-130
1,2-Dichloroethane-d4	99	70-130
4-Bromofluorobenzene	96	70-130

Client Sample ID: VMP-11-5-012913

Lab ID#: 1301567A-10A

EPA METHOD TO-15 GC/MS FULL SCAN

File Name:	p020524	**Date of Collection:**	1/29/13 1:45:00 PM
Dil. Factor:	144	**Date of Analysis:**	2/5/13 10:43 PM

Compound	Rpt. Limit (ppbv)	Amount (ppbv)	Rpt. Limit (ug/m3)	Amount (ug/m3)
Freon 12	72	Not Detected	360	Not Detected
Freon 114	72	Not Detected	500	Not Detected
Chloromethane	720	Not Detected	1500	Not Detected
Vinyl Chloride	72	Not Detected	180	Not Detected
1,3-Butadiene	72	Not Detected	160	Not Detected
Bromomethane	720	Not Detected	2800	Not Detected
Chloroethane	290	Not Detected	760	Not Detected
Freon 11	72	Not Detected	400	Not Detected
Ethanol	290	Not Detected	540	Not Detected
Freon 113	72	Not Detected	550	Not Detected
1,1-Dichloroethene	72	Not Detected	280	Not Detected
Acetone	720	5600	1700	13000
2-Propanol	290	15000	710	36000
Carbon Disulfide	290	51 J	900	160 J
3-Chloropropene	290	Not Detected	900	Not Detected
Methylene Chloride	720	89 J	2500	310 J
Methyl tert-butyl ether	72	Not Detected	260	Not Detected
trans-1,2-Dichloroethene	72	Not Detected	280	Not Detected
Hexane	72	35 J	250	120 J
1,1-Dichloroethane	72	Not Detected	290	Not Detected
2-Butanone (Methyl Ethyl Ketone)	290	Not Detected	850	Not Detected
cis-1,2-Dichloroethene	72	Not Detected	280	Not Detected
Tetrahydrofuran	72	Not Detected	210	Not Detected
Chloroform	72	Not Detected	350	Not Detected
1,1,1-Trichloroethane	72	Not Detected	390	Not Detected
Cyclohexane	72	Not Detected	250	Not Detected
Carbon Tetrachloride	72	Not Detected	450	Not Detected
2,2,4-Trimethylpentane	72	Not Detected	340	Not Detected
Benzene	72	Not Detected	230	Not Detected
1,2-Dichloroethane	72	Not Detected	290	Not Detected
Heptane	72	56 J	300	230 J
Trichloroethene	72	Not Detected	390	Not Detected
1,2-Dichloropropane	72	Not Detected	330	Not Detected
1,4-Dioxane	290	Not Detected	1000	Not Detected
Bromodichloromethane	72	Not Detected	480	Not Detected
cis-1,3-Dichloropropene	72	Not Detected	330	Not Detected
4-Methyl-2-pentanone	72	Not Detected	290	Not Detected
Toluene	72	27 J	270	100 J
trans-1,3-Dichloropropene	72	Not Detected	330	Not Detected
1,1,2-Trichloroethane	72	Not Detected	390	Not Detected
Tetrachloroethene	72	150	490	1000
2-Hexanone	290	Not Detected	1200	Not Detected

eurofins | Air Toxics

Client Sample ID: VMP-11-5-012913

Lab ID#: 1301567A-10A

EPA METHOD TO-15 GC/MS FULL SCAN

File Name:	**p020524**	**Date of Collection: 1/29/13 1:45:00 PM**	
Dil. Factor:	**144**	**Date of Analysis: 2/5/13 10:43 PM**	

Compound	Rpt. Limit (ppbv)	Amount (ppbv)	Rpt. Limit (ug/m3)	Amount (ug/m3)
Dibromochloromethane	72	Not Detected	610	Not Detected
1,2-Dibromoethane (EDB)	72	Not Detected	550	Not Detected
Chlorobenzene	72	Not Detected	330	Not Detected
Ethyl Benzene	72	Not Detected	310	Not Detected
m,p-Xylene	72	Not Detected	310	Not Detected
o-Xylene	72	Not Detected	310	Not Detected
Styrene	72	14 J	310	58 J
Bromoform	72	Not Detected	740	Not Detected
Cumene	72	Not Detected	350	Not Detected
1,1,2,2-Tetrachloroethane	72	Not Detected	490	Not Detected
Propylbenzene	72	Not Detected	350	Not Detected
4-Ethyltoluene	72	Not Detected	350	Not Detected
1,3,5-Trimethylbenzene	72	Not Detected	350	Not Detected
1,2,4-Trimethylbenzene	72	Not Detected	350	Not Detected
1,3-Dichlorobenzene	72	Not Detected	430	Not Detected
1,4-Dichlorobenzene	72	Not Detected	430	Not Detected
alpha-Chlorotoluene	72	Not Detected	370	Not Detected
1,2-Dichlorobenzene	72	Not Detected	430	Not Detected
1,2,4-Trichlorobenzene	290	Not Detected	2100	Not Detected
Hexachlorobutadiene	290	Not Detected	3100	Not Detected
Butane	290	Not Detected	680	Not Detected
Isopentane	290	98 J	850	290 J

J = Estimated value.

Container Type: 1 Liter Summa Canister

Surrogates	%Recovery	Method Limits
Toluene-d8	99	70-130
1,2-Dichloroethane-d4	101	70-130
4-Bromofluorobenzene	117	70-130

eurofins | Air Toxics

Client Sample ID: VMP-11-8-012913

Lab ID#: 1301567A-11A

EPA METHOD TO-15 GC/MS FULL SCAN

File Name:	**p020624**	**Date of Collection:**	**1/29/13 2:32:00 PM**
Dil. Factor:	**19.7**	**Date of Analysis:**	**2/7/13 09:41 AM**

Compound	Rpt. Limit (ppbv)	Amount (ppbv)	Rpt. Limit (ug/m3)	Amount (ug/m3)
Freon 12	9.8	Not Detected	49	Not Detected
Freon 114	9.8	Not Detected	69	Not Detected
Chloromethane	98	Not Detected	200	Not Detected
Vinyl Chloride	9.8	Not Detected	25	Not Detected
1,3-Butadiene	9.8	Not Detected	22	Not Detected
Bromomethane	98	Not Detected	380	Not Detected
Chloroethane	39	Not Detected	100	Not Detected
Freon 11	9.8	Not Detected	55	Not Detected
Ethanol	39	Not Detected	74	Not Detected
Freon 113	9.8	Not Detected	75	Not Detected
1,1-Dichloroethene	9.8	Not Detected	39	Not Detected
Acetone	98	2500	230	5900
2-Propanol	39	290	97	710
Carbon Disulfide	39	5.8 J	120	18 J
3-Chloropropene	39	Not Detected	120	Not Detected
Methylene Chloride	98	Not Detected	340	Not Detected
Methyl tert-butyl ether	9.8	Not Detected	36	Not Detected
trans-1,2-Dichloroethene	9.8	Not Detected	39	Not Detected
Hexane	9.8	Not Detected	35	Not Detected
1,1-Dichloroethane	9.8	Not Detected	40	Not Detected
2-Butanone (Methyl Ethyl Ketone)	39	Not Detected	120	Not Detected
cis-1,2-Dichloroethene	9.8	Not Detected	39	Not Detected
Tetrahydrofuran	9.8	Not Detected	29	Not Detected
Chloroform	9.8	Not Detected	48	Not Detected
1,1,1-Trichloroethane	9.8	Not Detected	54	Not Detected
Cyclohexane	9.8	Not Detected	34	Not Detected
Carbon Tetrachloride	9.8	Not Detected	62	Not Detected
2,2,4-Trimethylpentane	9.8	Not Detected	46	Not Detected
Benzene	9.8	Not Detected	31	Not Detected
1,2-Dichloroethane	9.8	Not Detected	40	Not Detected
Heptane	9.8	Not Detected	40	Not Detected
Trichloroethene	9.8	Not Detected	53	Not Detected
1,2-Dichloropropane	9.8	Not Detected	46	Not Detected
1,4-Dioxane	39	Not Detected	140	Not Detected
Bromodichloromethane	9.8	Not Detected	66	Not Detected
cis-1,3-Dichloropropene	9.8	Not Detected	45	Not Detected
4-Methyl-2-pentanone	9.8	Not Detected	40	Not Detected
Toluene	9.8	1.6 J	37	6.2 J
trans-1,3-Dichloropropene	9.8	Not Detected	45	Not Detected
1,1,2-Trichloroethane	9.8	Not Detected	54	Not Detected
Tetrachloroethene	9.8	Not Detected	67	Not Detected
2-Hexanone	39	Not Detected	160	Not Detected

eurofins | Air Toxics

Client Sample ID: VMP-11-8-012913

Lab ID#: 1301567A-11A

EPA METHOD TO-15 GC/MS FULL SCAN

File Name:	**p020624**	**Date of Collection: 1/29/13 2:32:00 PM**	
Dil. Factor:	**19.7**	**Date of Analysis: 2/7/13 09:41 AM**	

Compound	Rpt. Limit (ppbv)	Amount (ppbv)	Rpt. Limit (ug/m3)	Amount (ug/m3)
Dibromochloromethane	9.8	Not Detected	84	Not Detected
1,2-Dibromoethane (EDB)	9.8	Not Detected	76	Not Detected
Chlorobenzene	9.8	Not Detected	45	Not Detected
Ethyl Benzene	9.8	Not Detected	43	Not Detected
m,p-Xylene	9.8	Not Detected	43	Not Detected
o-Xylene	9.8	Not Detected	43	Not Detected
Styrene	9.8	Not Detected	42	Not Detected
Bromoform	9.8	Not Detected	100	Not Detected
Cumene	9.8	Not Detected	48	Not Detected
1,1,2,2-Tetrachloroethane	9.8	Not Detected	68	Not Detected
Propylbenzene	9.8	Not Detected	48	Not Detected
4-Ethyltoluene	9.8	Not Detected	48	Not Detected
1,3,5-Trimethylbenzene	9.8	Not Detected	48	Not Detected
1,2,4-Trimethylbenzene	9.8	Not Detected	48	Not Detected
1,3-Dichlorobenzene	9.8	Not Detected	59	Not Detected
1,4-Dichlorobenzene	9.8	Not Detected	59	Not Detected
alpha-Chlorotoluene	9.8	Not Detected	51	Not Detected
1,2-Dichlorobenzene	9.8	Not Detected	59	Not Detected
1,2,4-Trichlorobenzene	39	Not Detected	290	Not Detected
Hexachlorobutadiene	39	Not Detected	420	Not Detected
Butane	39	Not Detected	94	Not Detected
Isopentane	39	Not Detected	120	Not Detected

J = Estimated value.

Container Type: 1 Liter Summa Canister

Surrogates	%Recovery	Method Limits
Toluene-d8	96	70-130
1,2-Dichloroethane-d4	95	70-130
4-Bromofluorobenzene	98	70-130

eurofins | Air Toxics

Client Sample ID: VMP-11-29-012913

Lab ID#: 1301567A-12A

EPA METHOD TO-15 GC/MS FULL SCAN

File Name:	**p020516**	**Date of Collection:**	**1/29/13 3:12:00 PM**
Dil. Factor:	**2.89**	**Date of Analysis:**	**2/5/13 06:05 PM**

Compound	Rpt. Limit (ppbv)	Amount (ppbv)	Rpt. Limit (ug/m3)	Amount (ug/m3)
Freon 12	1.4	0.60 J	7.1	3.0 J
Freon 114	1.4	Not Detected	10	Not Detected
Chloromethane	14	Not Detected	30	Not Detected
Vinyl Chloride	1.4	Not Detected	3.7	Not Detected
1,3-Butadiene	1.4	Not Detected	3.2	Not Detected
Bromomethane	14	Not Detected	56	Not Detected
Chloroethane	5.8	Not Detected	15	Not Detected
Freon 11	1.4	0.30 J	8.1	1.7 J
Ethanol	5.8	15	11	28
Freon 113	1.4	Not Detected	11	Not Detected
1,1-Dichloroethene	1.4	Not Detected	5.7	Not Detected
Acetone	14	17	34	40
2-Propanol	5.8	68	14	170
Carbon Disulfide	5.8	~~1.0 J~~	18	~~3.3 J~~
3-Chloropropene	5.8	Not Detected	18	Not Detected
Methylene Chloride	14	~~0.29 J~~	50	~~1.0 J~~
Methyl tert-butyl ether	1.4	Not Detected	5.2	Not Detected
trans-1,2-Dichloroethene	1.4	Not Detected	5.7	Not Detected
Hexane	1.4	0.36 J	5.1	1.2 J
1,1-Dichloroethane	1.4	Not Detected	5.8	Not Detected
2-Butanone (Methyl Ethyl Ketone)	5.8	1.5 J	17	4.6 J
cis-1,2-Dichloroethene	1.4	Not Detected	5.7	Not Detected
Tetrahydrofuran	1.4	0.25 J	4.3	0.73 J
Chloroform	1.4	58	7.0	280
1,1,1-Trichloroethane	1.4	Not Detected	7.9	Not Detected
Cyclohexane	1.4	Not Detected	5.0	Not Detected
Carbon Tetrachloride	1.4	Not Detected	9.1	Not Detected
2,2,4-Trimethylpentane	1.4	1.3 J	6.8	6.2 J
Benzene	1.4	15	4.6	49
1,2-Dichloroethane	1.4	Not Detected	5.8	Not Detected
Heptane	1.4	Not Detected	5.9	Not Detected
Trichloroethene	1.4	Not Detected	7.8	Not Detected
1,2-Dichloropropane	1.4	Not Detected	6.7	Not Detected
1,4-Dioxane	5.8	Not Detected	21	Not Detected
Bromodichloromethane	1.4	4.2	9.7	28
cis-1,3-Dichloropropene	1.4	Not Detected	6.6	Not Detected
4-Methyl-2-pentanone	1.4	Not Detected	5.9	Not Detected
Toluene	1.4	1.1 J	5.4	4.2 J
trans-1,3-Dichloropropene	1.4	Not Detected	6.6	Not Detected
1,1,2-Trichloroethane	1.4	Not Detected	7.9	Not Detected
Tetrachloroethene	1.4	0.31 J	9.8	2.1 J
2-Hexanone	5.8	Not Detected	24	Not Detected

eurofins | Air Toxics

Client Sample ID: VMP-11-29-012913

Lab ID#: 1301567A-12A

EPA METHOD TO-15 GC/MS FULL SCAN

File Name:	**p020516**	**Date of Collection: 1/29/13 3:12:00 PM**	
Dil. Factor:	**2.89**	**Date of Analysis: 2/5/13 06:05 PM**	

Compound	Rpt. Limit (ppbv)	Amount (ppbv)	Rpt. Limit (ug/m3)	Amount (ug/m3)
Dibromochloromethane	1.4	Not Detected	12	Not Detected
1,2-Dibromoethane (EDB)	1.4	Not Detected	11	Not Detected
Chlorobenzene	1.4	Not Detected	6.6	Not Detected
Ethyl Benzene	1.4	Not Detected	6.3	Not Detected
m,p-Xylene	1.4	Not Detected	6.3	Not Detected
o-Xylene	1.4	Not Detected	6.3	Not Detected
Styrene	1.4	Not Detected	6.2	Not Detected
Bromoform	1.4	Not Detected	15	Not Detected
Cumene	1.4	Not Detected	7.1	Not Detected
1,1,2,2-Tetrachloroethane	1.4	Not Detected	9.9	Not Detected
Propylbenzene	1.4	Not Detected	7.1	Not Detected
4-Ethyltoluene	1.4	Not Detected	7.1	Not Detected
1,3,5-Trimethylbenzene	1.4	Not Detected	7.1	Not Detected
1,2,4-Trimethylbenzene	1.4	Not Detected	7.1	Not Detected
1,3-Dichlorobenzene	1.4	Not Detected	8.7	Not Detected
1,4-Dichlorobenzene	1.4	Not Detected	8.7	Not Detected
alpha-Chlorotoluene	1.4	Not Detected	7.5	Not Detected
1,2-Dichlorobenzene	1.4	Not Detected	8.7	Not Detected
1,2,4-Trichlorobenzene	5.8	~~0.42 J~~	43	~~3.1 J~~
Hexachlorobutadiene	5.8	Not Detected	62	Not Detected
Butane	5.8	1.7 J	14	4.1 J
Isopentane	5.8	3.0 J	17	8.7 J

J = Estimated value.

Container Type: 1 Liter Summa Canister

Surrogates	%Recovery	Method Limits
Toluene-d8	97	70-130
1,2-Dichloroethane-d4	102	70-130
4-Bromofluorobenzene	95	70-130

eurofins | Air Toxics

Client Sample ID: VMP-11-38-013013

Lab ID#: 1301567A-13A

EPA METHOD TO-15 GC/MS FULL SCAN

File Name:	p020517	**Date of Collection:**	1/30/13 12:30:00 PM
Dil. Factor:	2.76	**Date of Analysis:**	2/5/13 06:33 PM

Compound	Rpt. Limit (ppbv)	Amount (ppbv)	Rpt. Limit (ug/m3)	Amount (ug/m3)
Freon 12	1.4	0.56 J	6.8	2.8 J
Freon 114	1.4	Not Detected	9.6	Not Detected
Chloromethane	14	Not Detected	28	Not Detected
Vinyl Chloride	1.4	Not Detected	3.5	Not Detected
1,3-Butadiene	1.4	Not Detected	3.0	Not Detected
Bromomethane	14	Not Detected	54	Not Detected
Chloroethane	5.5	Not Detected	14	Not Detected
Freon 11	1.4	0.29 J	7.8	1.6 J
Ethanol	5.5	4.2 J	10	8.0 J
Freon 113	1.4	Not Detected	10	Not Detected
1,1-Dichloroethene	1.4	Not Detected	5.5	Not Detected
Acetone	14	9.1 J	33	22 J
2-Propanol	5.5	10	14	25
Carbon Disulfide	5.5	~~1.8 J~~	17	~~5.8 J~~
3-Chloropropene	5.5	Not Detected	17	Not Detected
Methylene Chloride	14	~~0.19 J~~	48	~~0.67 J~~
Methyl tert-butyl ether	1.4	2.2	5.0	7.9
trans-1,2-Dichloroethene	1.4	Not Detected	5.5	Not Detected
Hexane	1.4	0.38 J	4.9	1.3 J
1,1-Dichloroethane	1.4	Not Detected	5.6	Not Detected
2-Butanone (Methyl Ethyl Ketone)	5.5	Not Detected	16	Not Detected
cis-1,2-Dichloroethene	1.4	Not Detected	5.5	Not Detected
Tetrahydrofuran	1.4	Not Detected	4.1	Not Detected
Chloroform	1.4	19	6.7	91
1,1,1-Trichloroethane	1.4	Not Detected	7.5	Not Detected
Cyclohexane	1.4	Not Detected	4.8	Not Detected
Carbon Tetrachloride	1.4	Not Detected	8.7	Not Detected
2,2,4-Trimethylpentane	1.4	1.0 J	6.4	4.8 J
Benzene	1.4	2.3	4.4	7.4
1,2-Dichloroethane	1.4	Not Detected	5.6	Not Detected
Heptane	1.4	Not Detected	5.6	Not Detected
Trichloroethene	1.4	Not Detected	7.4	Not Detected
1,2-Dichloropropane	1.4	Not Detected	6.4	Not Detected
1,4-Dioxane	5.5	Not Detected	20	Not Detected
Bromodichloromethane	1.4	0.92 J	9.2	6.1 J
cis-1,3-Dichloropropene	1.4	Not Detected	6.3	Not Detected
4-Methyl-2-pentanone	1.4	Not Detected	5.6	Not Detected
Toluene	1.4	0.23 J	5.2	0.86 J
trans-1,3-Dichloropropene	1.4	Not Detected	6.3	Not Detected
1,1,2-Trichloroethane	1.4	Not Detected	7.5	Not Detected
Tetrachloroethene	1.4	0.19 J	9.4	1.3 J
2-Hexanone	5.5	Not Detected	23	Not Detected

eurofins | Air Toxics

Client Sample ID: VMP-11-38-013013

Lab ID#: 1301567A-13A

EPA METHOD TO-15 GC/MS FULL SCAN

File Name:	**p020517**	**Date of Collection: 1/30/13 12:30:00 PM**	
Dil. Factor:	**2.76**	**Date of Analysis: 2/5/13 06:33 PM**	

Compound	Rpt. Limit (ppbv)	Amount (ppbv)	Rpt. Limit (ug/m3)	Amount (ug/m3)
Dibromochloromethane	1.4	Not Detected	12	Not Detected
1,2-Dibromoethane (EDB)	1.4	Not Detected	11	Not Detected
Chlorobenzene	1.4	Not Detected	6.4	Not Detected
Ethyl Benzene	1.4	Not Detected	6.0	Not Detected
m,p-Xylene	1.4	Not Detected	6.0	Not Detected
o-Xylene	1.4	Not Detected	6.0	Not Detected
Styrene	1.4	Not Detected	5.9	Not Detected
Bromoform	1.4	Not Detected	14	Not Detected
Cumene	1.4	Not Detected	6.8	Not Detected
1,1,2,2-Tetrachloroethane	1.4	Not Detected	9.5	Not Detected
Propylbenzene	1.4	Not Detected	6.8	Not Detected
4-Ethyltoluene	1.4	Not Detected	6.8	Not Detected
1,3,5-Trimethylbenzene	1.4	Not Detected	6.8	Not Detected
1,2,4-Trimethylbenzene	1.4	Not Detected	6.8	Not Detected
1,3-Dichlorobenzene	1.4	Not Detected	8.3	Not Detected
1,4-Dichlorobenzene	1.4	Not Detected	8.3	Not Detected
alpha-Chlorotoluene	1.4	Not Detected	7.1	Not Detected
1,2-Dichlorobenzene	1.4	Not Detected	8.3	Not Detected
1,2,4-Trichlorobenzene	5.5	Not Detected	41	Not Detected
Hexachlorobutadiene	5.5	Not Detected	59	Not Detected
Butane	5.5	4.9 J	13	12 J
Isopentane	5.5	6.5	16	19

J = Estimated value.

Container Type: 1 Liter Summa Canister

Surrogates	%Recovery	Method Limits
Toluene-d8	99	70-130
1,2-Dichloroethane-d4	103	70-130
4-Bromofluorobenzene	95	70-130

eurofins | Air Toxics

Client Sample ID: VMP-13-5-012913

Lab ID#: 1301567A-14A

EPA METHOD TO-15 GC/MS FULL SCAN

File Name:	**p020518**	**Date of Collection:**	**1/29/13 3:27:00 PM**
Dil. Factor:	**3.11**	**Date of Analysis:**	**2/5/13 07:01 PM**

Compound	Rpt. Limit (ppbv)	Amount (ppbv)	Rpt. Limit (ug/m3)	Amount (ug/m3)
Freon 12	1.6	0.69 J	7.7	3.4 J
Freon 114	1.6	Not Detected	11	Not Detected
Chloromethane	16	Not Detected	32	Not Detected
Vinyl Chloride	1.6	Not Detected	4.0	Not Detected
1,3-Butadiene	1.6	Not Detected	3.4	Not Detected
Bromomethane	16	Not Detected	60	Not Detected
Chloroethane	6.2	Not Detected	16	Not Detected
Freon 11	1.6	0.34 J	8.7	1.9 J
Ethanol	6.2	Not Detected	12	Not Detected
Freon 113	1.6	Not Detected	12	Not Detected
1,1-Dichloroethene	1.6	Not Detected	6.2	Not Detected
Acetone	16	2.6 J	37	6.2 J
2-Propanol	6.2	1.8 J	15	4.4 J
Carbon Disulfide	6.2	~~0.98 J~~	19	~~3.1 J~~
3-Chloropropene	6.2	Not Detected	19	Not Detected
Methylene Chloride	16	Not Detected	54	Not Detected
Methyl tert-butyl ether	1.6	Not Detected	5.6	Not Detected
trans-1,2-Dichloroethene	1.6	Not Detected	6.2	Not Detected
Hexane	1.6	Not Detected	5.5	Not Detected
1,1-Dichloroethane	1.6	Not Detected	6.3	Not Detected
2-Butanone (Methyl Ethyl Ketone)	6.2	Not Detected	18	Not Detected
cis-1,2-Dichloroethene	1.6	Not Detected	6.2	Not Detected
Tetrahydrofuran	1.6	Not Detected	4.6	Not Detected
Chloroform	1.6	Not Detected	7.6	Not Detected
1,1,1-Trichloroethane	1.6	Not Detected	8.5	Not Detected
Cyclohexane	1.6	Not Detected	5.4	Not Detected
Carbon Tetrachloride	1.6	Not Detected	9.8	Not Detected
2,2,4-Trimethylpentane	1.6	Not Detected	7.3	Not Detected
Benzene	1.6	1.2 J	5.0	3.8 J
1,2-Dichloroethane	1.6	Not Detected	6.3	Not Detected
Heptane	1.6	Not Detected	6.4	Not Detected
Trichloroethene	1.6	Not Detected	8.4	Not Detected
1,2-Dichloropropane	1.6	Not Detected	7.2	Not Detected
1,4-Dioxane	6.2	Not Detected	22	Not Detected
Bromodichloromethane	1.6	Not Detected	10	Not Detected
cis-1,3-Dichloropropene	1.6	Not Detected	7.0	Not Detected
4-Methyl-2-pentanone	1.6	Not Detected	6.4	Not Detected
Toluene	1.6	~~0.11 J~~	5.8	~~0.42 J~~
trans-1,3-Dichloropropene	1.6	Not Detected	7.0	Not Detected
1,1,2-Trichloroethane	1.6	Not Detected	8.5	Not Detected
Tetrachloroethene	1.6	Not Detected	10	Not Detected
2-Hexanone	6.2	Not Detected	25	Not Detected

eurofins | Air Toxics

Client Sample ID: VMP-13-5-012913

Lab ID#: 1301567A-14A

EPA METHOD TO-15 GC/MS FULL SCAN

File Name:	**p020518**	**Date of Collection:**	**1/29/13 3:27:00 PM**
Dil. Factor:	**3.11**	**Date of Analysis:**	**2/5/13 07:01 PM**

Compound	Rpt. Limit (ppbv)	Amount (ppbv)	Rpt. Limit (ug/m3)	Amount (ug/m3)
Dibromochloromethane	1.6	Not Detected	13	Not Detected
1,2-Dibromoethane (EDB)	1.6	Not Detected	12	Not Detected
Chlorobenzene	1.6	Not Detected	7.2	Not Detected
Ethyl Benzene	1.6	Not Detected	6.8	Not Detected
m,p-Xylene	1.6	Not Detected	6.8	Not Detected
o-Xylene	1.6	Not Detected	6.8	Not Detected
Styrene	1.6	Not Detected	6.6	Not Detected
Bromoform	1.6	Not Detected	16	Not Detected
Cumene	1.6	Not Detected	7.6	Not Detected
1,1,2,2-Tetrachloroethane	1.6	Not Detected	11	Not Detected
Propylbenzene	1.6	Not Detected	7.6	Not Detected
4-Ethyltoluene	1.6	Not Detected	7.6	Not Detected
1,3,5-Trimethylbenzene	1.6	Not Detected	7.6	Not Detected
1,2,4-Trimethylbenzene	1.6	Not Detected	7.6	Not Detected
1,3-Dichlorobenzene	1.6	Not Detected	9.3	Not Detected
1,4-Dichlorobenzene	1.6	Not Detected	9.3	Not Detected
alpha-Chlorotoluene	1.6	Not Detected	8.0	Not Detected
1,2-Dichlorobenzene	1.6	Not Detected	9.3	Not Detected
1,2,4-Trichlorobenzene	6.2	Not Detected	46	Not Detected
Hexachlorobutadiene	6.2	Not Detected	66	Not Detected
Butane	6.2	Not Detected	15	Not Detected
Isopentane	6.2	Not Detected	18	Not Detected

J = Estimated value.

Container Type: 1 Liter Summa Canister

Surrogates	%Recovery	Method Limits
Toluene-d8	98	70-130
1,2-Dichloroethane-d4	102	70-130
4-Bromofluorobenzene	94	70-130

eurofins | Air Toxics

Client Sample ID: VMP-41-10-012913

Lab ID#: 1301567A-15A

EPA METHOD TO-15 GC/MS FULL SCAN

File Name:	p020519	**Date of Collection:**	1/29/13 9:29:00 AM
Dil. Factor:	2.96	**Date of Analysis:**	2/5/13 07:40 PM

Compound	Rpt. Limit (ppbv)	Amount (ppbv)	Rpt. Limit (ug/m3)	Amount (ug/m3)
Freon 12	1.5	0.66 J	7.3	3.3 J
Freon 114	1.5	Not Detected	10	Not Detected
Chloromethane	15	Not Detected	30	Not Detected
Vinyl Chloride	1.5	Not Detected	3.8	Not Detected
1,3-Butadiene	1.5	Not Detected	3.3	Not Detected
Bromomethane	15	Not Detected	57	Not Detected
Chloroethane	5.9	Not Detected	16	Not Detected
Freon 11	1.5	0.32 J	8.3	1.8 J
Ethanol	5.9	Not Detected	11	Not Detected
Freon 113	1.5	Not Detected	11	Not Detected
1,1-Dichloroethene	1.5	Not Detected	5.9	Not Detected
Acetone	15	2.5 J	35	6.0 J
2-Propanol	5.9	4.2 J	14	10 J
Carbon Disulfide	5.9	~~1.0 J~~ U	18	~~3.2 J~~ U
3-Chloropropene	5.9	Not Detected	18	Not Detected
Methylene Chloride	15	~~0.23 J~~ U	51	~~0.81 J~~ U
Methyl tert-butyl ether	1.5	Not Detected	5.3	Not Detected
trans-1,2-Dichloroethene	1.5	Not Detected	5.9	Not Detected
Hexane	1.5	Not Detected	5.2	Not Detected
1,1-Dichloroethane	1.5	Not Detected	6.0	Not Detected
2-Butanone (Methyl Ethyl Ketone)	5.9	Not Detected	17	Not Detected
cis-1,2-Dichloroethene	1.5	Not Detected	5.9	Not Detected
Tetrahydrofuran	1.5	Not Detected	4.4	Not Detected
Chloroform	1.5	Not Detected	7.2	Not Detected
1,1,1-Trichloroethane	1.5	Not Detected	8.1	Not Detected
Cyclohexane	1.5	Not Detected	5.1	Not Detected
Carbon Tetrachloride	1.5	Not Detected	9.3	Not Detected
2,2,4-Trimethylpentane	1.5	0.35 J	6.9	1.6 J
Benzene	1.5	0.56 J	4.7	1.8 J
1,2-Dichloroethane	1.5	Not Detected	6.0	Not Detected
Heptane	1.5	Not Detected	6.1	Not Detected
Trichloroethene	1.5	Not Detected	8.0	Not Detected
1,2-Dichloropropane	1.5	Not Detected	6.8	Not Detected
1,4-Dioxane	5.9	Not Detected	21	Not Detected
Bromodichloromethane	1.5	Not Detected	9.9	Not Detected
cis-1,3-Dichloropropene	1.5	Not Detected	6.7	Not Detected
4-Methyl-2-pentanone	1.5	Not Detected	6.1	Not Detected
Toluene	1.5	~~0.11 J~~ U	5.6	~~0.41 J~~ U
trans-1,3-Dichloropropene	1.5	Not Detected	6.7	Not Detected
1,1,2-Trichloroethane	1.5	Not Detected	8.1	Not Detected
Tetrachloroethene	1.5	Not Detected	10	Not Detected
2-Hexanone	5.9	Not Detected	24	Not Detected

eurofins | Air Toxics

Client Sample ID: VMP-41-10-012913

Lab ID#: 1301567A-15A

EPA METHOD TO-15 GC/MS FULL SCAN

File Name:	**p020519**	**Date of Collection:**	**1/29/13 9:29:00 AM**
Dil. Factor:	**2.96**	**Date of Analysis:**	**2/5/13 07:40 PM**

Compound	Rpt. Limit (ppbv)	Amount (ppbv)	Rpt. Limit (ug/m3)	Amount (ug/m3)
Dibromochloromethane	1.5	Not Detected	13	Not Detected
1,2-Dibromoethane (EDB)	1.5	Not Detected	11	Not Detected
Chlorobenzene	1.5	Not Detected	6.8	Not Detected
Ethyl Benzene	1.5	Not Detected	6.4	Not Detected
m,p-Xylene	1.5	Not Detected	6.4	Not Detected
o-Xylene	1.5	Not Detected	6.4	Not Detected
Styrene	1.5	Not Detected	6.3	Not Detected
Bromoform	1.5	Not Detected	15	Not Detected
Cumene	1.5	Not Detected	7.3	Not Detected
1,1,2,2-Tetrachloroethane	1.5	Not Detected	10	Not Detected
Propylbenzene	1.5	Not Detected	7.3	Not Detected
4-Ethyltoluene	1.5	Not Detected	7.3	Not Detected
1,3,5-Trimethylbenzene	1.5	Not Detected	7.3	Not Detected
1,2,4-Trimethylbenzene	1.5	Not Detected	7.3	Not Detected
1,3-Dichlorobenzene	1.5	Not Detected	8.9	Not Detected
1,4-Dichlorobenzene	1.5	Not Detected	8.9	Not Detected
alpha-Chlorotoluene	1.5	Not Detected	7.7	Not Detected
1,2-Dichlorobenzene	1.5	Not Detected	8.9	Not Detected
1,2,4-Trichlorobenzene	5.9	Not Detected	44	Not Detected
Hexachlorobutadiene	5.9	Not Detected	63	Not Detected
Butane	5.9	Not Detected	14	Not Detected
Isopentane	5.9	Not Detected	17	Not Detected

J = Estimated value.

Container Type: 1 Liter Summa Canister

Surrogates	%Recovery	Method Limits
Toluene-d8	98	70-130
1,2-Dichloroethane-d4	102	70-130
4-Bromofluorobenzene	94	70-130

eurofins | Air Toxics

Client Sample ID: VMP-41-20-012913

Lab ID#: 1301567A-16A

EPA METHOD TO-15 GC/MS FULL SCAN

File Name:	p020520	**Date of Collection:**	1/29/13 10:21:00 AM
Dil. Factor:	3.03	**Date of Analysis:**	2/5/13 08:30 PM

Compound	Rpt. Limit (ppbv)	Amount (ppbv)	Rpt. Limit (ug/m3)	Amount (ug/m3)
Freon 12	1.5	0.55 J	7.5	2.7 J
Freon 114	1.5	Not Detected	10	Not Detected
Chloromethane	15	Not Detected	31	Not Detected
Vinyl Chloride	1.5	Not Detected	3.9	Not Detected
1,3-Butadiene	1.5	Not Detected	3.4	Not Detected
Bromomethane	15	Not Detected	59	Not Detected
Chloroethane	6.1	Not Detected	16	Not Detected
Freon 11	1.5	0.32 J	8.5	1.8 J
Ethanol	6.1	Not Detected	11	Not Detected
Freon 113	1.5	Not Detected	12	Not Detected
1,1-Dichloroethene	1.5	Not Detected	6.0	Not Detected
Acetone	15	4.0 J	36	9.6 J
2-Propanol	6.1	4.3 J	15	10 J
Carbon Disulfide	6.1	~~1.0 J~~	19	~~3.1 J~~
3-Chloropropene	6.1	Not Detected	19	Not Detected
Methylene Chloride	15	~~0.20 J~~	53	~~0.70 J~~
Methyl tert-butyl ether	1.5	Not Detected	5.5	Not Detected
trans-1,2-Dichloroethene	1.5	Not Detected	6.0	Not Detected
Hexane	1.5	0.49 J	5.3	1.7 J
1,1-Dichloroethane	1.5	Not Detected	6.1	Not Detected
2-Butanone (Methyl Ethyl Ketone)	6.1	Not Detected	18	Not Detected
cis-1,2-Dichloroethene	1.5	Not Detected	6.0	Not Detected
Tetrahydrofuran	1.5	Not Detected	4.5	Not Detected
Chloroform	1.5	Not Detected	7.4	Not Detected
1,1,1-Trichloroethane	1.5	Not Detected	8.3	Not Detected
Cyclohexane	1.5	Not Detected	5.2	Not Detected
Carbon Tetrachloride	1.5	Not Detected	9.5	Not Detected
2,2,4-Trimethylpentane	1.5	4.4	7.1	21
Benzene	1.5	1.4 J	4.8	4.4 J
1,2-Dichloroethane	1.5	Not Detected	6.1	Not Detected
Heptane	1.5	Not Detected	6.2	Not Detected
Trichloroethene	1.5	Not Detected	8.1	Not Detected
1,2-Dichloropropane	1.5	Not Detected	7.0	Not Detected
1,4-Dioxane	6.1	Not Detected	22	Not Detected
Bromodichloromethane	1.5	Not Detected	10	Not Detected
cis-1,3-Dichloropropene	1.5	Not Detected	6.9	Not Detected
4-Methyl-2-pentanone	1.5	Not Detected	6.2	Not Detected
Toluene	1.5	~~0.14 J~~	5.7	~~0.53 J~~
trans-1,3-Dichloropropene	1.5	Not Detected	6.9	Not Detected
1,1,2-Trichloroethane	1.5	Not Detected	8.3	Not Detected
Tetrachloroethene	1.5	0.24 J	10	1.6 J
2-Hexanone	6.1	Not Detected	25	Not Detected

eurofins | Air Toxics

Client Sample ID: VMP-41-20-012913

Lab ID#: 1301567A-16A

EPA METHOD TO-15 GC/MS FULL SCAN

File Name:	**p020520**	**Date of Collection: 1/29/13 10:21:00 AM**	
Dil. Factor:	**3.03**	**Date of Analysis: 2/5/13 08:30 PM**	

Compound	Rpt. Limit (ppbv)	Amount (ppbv)	Rpt. Limit (ug/m3)	Amount (ug/m3)
Dibromochloromethane	1.5	Not Detected	13	Not Detected
1,2-Dibromoethane (EDB)	1.5	Not Detected	12	Not Detected
Chlorobenzene	1.5	Not Detected	7.0	Not Detected
Ethyl Benzene	1.5	Not Detected	6.6	Not Detected
m,p-Xylene	1.5	Not Detected	6.6	Not Detected
o-Xylene	1.5	Not Detected	6.6	Not Detected
Styrene	1.5	Not Detected	6.4	Not Detected
Bromoform	1.5	Not Detected	16	Not Detected
Cumene	1.5	Not Detected	7.4	Not Detected
1,1,2,2-Tetrachloroethane	1.5	Not Detected	10	Not Detected
Propylbenzene	1.5	Not Detected	7.4	Not Detected
4-Ethyltoluene	1.5	Not Detected	7.4	Not Detected
1,3,5-Trimethylbenzene	1.5	Not Detected	7.4	Not Detected
1,2,4-Trimethylbenzene	1.5	Not Detected	7.4	Not Detected
1,3-Dichlorobenzene	1.5	Not Detected	9.1	Not Detected
1,4-Dichlorobenzene	1.5	Not Detected	9.1	Not Detected
alpha-Chlorotoluene	1.5	Not Detected	7.8	Not Detected
1,2-Dichlorobenzene	1.5	Not Detected	9.1	Not Detected
1,2,4-Trichlorobenzene	6.1	~~0.52 J~~	45	~~3.9 J~~
Hexachlorobutadiene	6.1	Not Detected	65	Not Detected
Butane	6.1	Not Detected	14	Not Detected
Isopentane	6.1	2.6 J	18	7.6 J

J = Estimated value.

Container Type: 1 Liter Summa Canister

Surrogates	%Recovery	Method Limits
Toluene-d8	99	70-130
1,2-Dichloroethane-d4	103	70-130
4-Bromofluorobenzene	96	70-130

eurofins | Air Toxics

Client Sample ID: VMP-41-30-012913

Lab ID#: 1301567A-17A

EPA METHOD TO-15 GC/MS FULL SCAN

File Name:	**p020521**	**Date of Collection:**	**1/29/13 11:14:00 AM**
Dil. Factor:	**2.82**	**Date of Analysis:**	**2/5/13 09:17 PM**

Compound	Rpt. Limit (ppbv)	Amount (ppbv)	Rpt. Limit (ug/m3)	Amount (ug/m3)
Freon 12	1.4	0.65 J	7.0	3.2 J
Freon 114	1.4	Not Detected	9.8	Not Detected
Chloromethane	14	Not Detected	29	Not Detected
Vinyl Chloride	1.4	Not Detected	3.6	Not Detected
1,3-Butadiene	1.4	Not Detected	3.1	Not Detected
Bromomethane	14	Not Detected	55	Not Detected
Chloroethane	5.6	Not Detected	15	Not Detected
Freon 11	1.4	0.34 J	7.9	1.9 J
Ethanol	5.6	2.9 J	11	5.4 J
Freon 113	1.4	Not Detected	11	Not Detected
1,1-Dichloroethene	1.4	Not Detected	5.6	Not Detected
Acetone	14	4.7 J	33	11 J
2-Propanol	5.6	5.4 J	14	13 J
Carbon Disulfide	5.6	~~4.1 J~~ U	18	~~3.4 J~~ U
3-Chloropropene	5.6	Not Detected	18	Not Detected
Methylene Chloride	14	~~0.69 J~~ U	49	~~2.4 J~~ U
Methyl tert-butyl ether	1.4	Not Detected	5.1	Not Detected
trans-1,2-Dichloroethene	1.4	Not Detected	5.6	Not Detected
Hexane	1.4	2.5	5.0	8.8
1,1-Dichloroethane	1.4	Not Detected	5.7	Not Detected
2-Butanone (Methyl Ethyl Ketone)	5.6	Not Detected	17	Not Detected
cis-1,2-Dichloroethene	1.4	Not Detected	5.6	Not Detected
Tetrahydrofuran	1.4	Not Detected	4.2	Not Detected
Chloroform	1.4	0.47 J	6.9	2.3 J
1,1,1-Trichloroethane	1.4	Not Detected	7.7	Not Detected
Cyclohexane	1.4	Not Detected	4.8	Not Detected
Carbon Tetrachloride	1.4	Not Detected	8.9	Not Detected
2,2,4-Trimethylpentane	1.4	4.2	6.6	20
Benzene	1.4	2.4	4.5	7.7
1,2-Dichloroethane	1.4	Not Detected	5.7	Not Detected
Heptane	1.4	2.0	5.8	8.2
Trichloroethene	1.4	Not Detected	7.6	Not Detected
1,2-Dichloropropane	1.4	Not Detected	6.5	Not Detected
1,4-Dioxane	5.6	Not Detected	20	Not Detected
Bromodichloromethane	1.4	Not Detected	9.4	Not Detected
cis-1,3-Dichloropropene	1.4	Not Detected	6.4	Not Detected
4-Methyl-2-pentanone	1.4	Not Detected	5.8	Not Detected
Toluene	1.4	0.35 J	5.3	1.3 J
trans-1,3-Dichloropropene	1.4	Not Detected	6.4	Not Detected
1,1,2-Trichloroethane	1.4	Not Detected	7.7	Not Detected
Tetrachloroethene	1.4	0.40 J	9.6	2.7 J
2-Hexanone	5.6	Not Detected	23	Not Detected

eurofins | Air Toxics

Client Sample ID: VMP-41-30-012913

Lab ID#: 1301567A-17A

EPA METHOD TO-15 GC/MS FULL SCAN

File Name:	**p020521**	**Date of Collection:**	**1/29/13 11:14:00 AM**
Dil. Factor:	**2.82**	**Date of Analysis:**	**2/5/13 09:17 PM**

Compound	Rpt. Limit (ppbv)	Amount (ppbv)	Rpt. Limit (ug/m3)	Amount (ug/m3)
Dibromochloromethane	1.4	Not Detected	12	Not Detected
1,2-Dibromoethane (EDB)	1.4	Not Detected	11	Not Detected
Chlorobenzene	1.4	Not Detected	6.5	Not Detected
Ethyl Benzene	1.4	Not Detected	6.1	Not Detected
m,p-Xylene	1.4	Not Detected	6.1	Not Detected
o-Xylene	1.4	Not Detected	6.1	Not Detected
Styrene	1.4	Not Detected	6.0	Not Detected
Bromoform	1.4	Not Detected	14	Not Detected
Cumene	1.4	Not Detected	6.9	Not Detected
1,1,2,2-Tetrachloroethane	1.4	Not Detected	9.7	Not Detected
Propylbenzene	1.4	Not Detected	6.9	Not Detected
4-Ethyltoluene	1.4	Not Detected	6.9	Not Detected
1,3,5-Trimethylbenzene	1.4	Not Detected	6.9	Not Detected
1,2,4-Trimethylbenzene	1.4	Not Detected	6.9	Not Detected
1,3-Dichlorobenzene	1.4	Not Detected	8.5	Not Detected
1,4-Dichlorobenzene	1.4	Not Detected	8.5	Not Detected
alpha-Chlorotoluene	1.4	Not Detected	7.3	Not Detected
1,2-Dichlorobenzene	1.4	Not Detected	8.5	Not Detected
1,2,4-Trichlorobenzene	5.6	Not Detected	42	Not Detected
Hexachlorobutadiene	5.6	Not Detected	60	Not Detected
Butane	5.6	8.0	13	19
Isopentane	5.6	1.9 J	17	5.6 J

J = Estimated value.

Container Type: 1 Liter Summa Canister

Surrogates	%Recovery	Method Limits
Toluene-d8	96	70-130
1,2-Dichloroethane-d4	103	70-130
4-Bromofluorobenzene	96	70-130

eurofins | Air Toxics

Client Sample ID: Lab Blank

Lab ID#: 1301567A-18A

EPA METHOD TO-15 GC/MS FULL SCAN

File Name:	p020505a	Date of Collection: NA	
Dil. Factor:	1.00	Date of Analysis: 2/5/13 11:31 AM	

Compound	Rpt. Limit (ppbv)	Amount (ppbv)	Rpt. Limit (ug/m3)	Amount (ug/m3)
Freon 12	0.50	Not Detected	2.5	Not Detected
Freon 114	0.50	Not Detected	3.5	Not Detected
Chloromethane	5.0	Not Detected	10	Not Detected
Vinyl Chloride	0.50	Not Detected	1.3	Not Detected
1,3-Butadiene	0.50	Not Detected	1.1	Not Detected
Bromomethane	5.0	0.38 J	19	1.5 J
Chloroethane	2.0	Not Detected	5.3	Not Detected
Freon 11	0.50	Not Detected	2.8	Not Detected
Ethanol	2.0	Not Detected	3.8	Not Detected
Freon 113	0.50	Not Detected	3.8	Not Detected
1,1-Dichloroethene	0.50	Not Detected	2.0	Not Detected
Acetone	5.0	Not Detected	12	Not Detected
2-Propanol	2.0	Not Detected	4.9	Not Detected
Carbon Disulfide	2.0	0.66 J	6.2	2.0 J
3-Chloropropene	2.0	Not Detected	6.3	Not Detected
Methylene Chloride	5.0	0.19 J	17	0.66 J
Methyl tert-butyl ether	0.50	Not Detected	1.8	Not Detected
trans-1,2-Dichloroethene	0.50	0.16 J	2.0	0.63 J
Hexane	0.50	Not Detected	1.8	Not Detected
1,1-Dichloroethane	0.50	Not Detected	2.0	Not Detected
2-Butanone (Methyl Ethyl Ketone)	2.0	Not Detected	5.9	Not Detected
cis-1,2-Dichloroethene	0.50	Not Detected	2.0	Not Detected
Tetrahydrofuran	0.50	Not Detected	1.5	Not Detected
Chloroform	0.50	Not Detected	2.4	Not Detected
1,1,1-Trichloroethane	0.50	Not Detected	2.7	Not Detected
Cyclohexane	0.50	Not Detected	1.7	Not Detected
Carbon Tetrachloride	0.50	Not Detected	3.1	Not Detected
2,2,4-Trimethylpentane	0.50	Not Detected	2.3	Not Detected
Benzene	0.50	Not Detected	1.6	Not Detected
1,2-Dichloroethane	0.50	Not Detected	2.0	Not Detected
Heptane	0.50	Not Detected	2.0	Not Detected
Trichloroethene	0.50	Not Detected	2.7	Not Detected
1,2-Dichloropropane	0.50	Not Detected	2.3	Not Detected
1,4-Dioxane	2.0	Not Detected	7.2	Not Detected
Bromodichloromethane	0.50	Not Detected	3.4	Not Detected
cis-1,3-Dichloropropene	0.50	0.10 J	2.3	0.47 J
4-Methyl-2-pentanone	0.50	0.12 J	2.0	0.48 J
Toluene	0.50	0.076 J	1.9	0.29 J
trans-1,3-Dichloropropene	0.50	0.19 J	2.3	0.86 J
1,1,2-Trichloroethane	0.50	Not Detected	2.7	Not Detected
Tetrachloroethene	0.50	0.12 J	3.4	0.80 J
2-Hexanone	2.0	Not Detected	8.2	Not Detected

Client Sample ID: Lab Blank

Lab ID#: 1301567A-18A

EPA METHOD TO-15 GC/MS FULL SCAN

File Name:	**p020505a**	**Date of Collection: NA**	
Dil. Factor:	**1.00**	**Date of Analysis: 2/5/13 11:31 AM**	

Compound	Rpt. Limit (ppbv)	Amount (ppbv)	Rpt. Limit (ug/m3)	Amount (ug/m3)
Dibromochloromethane	0.50	Not Detected	4.2	Not Detected
1,2-Dibromoethane (EDB)	0.50	0.14 J	3.8	1.1 J
Chlorobenzene	0.50	0.12 J	2.3	0.56 J
Ethyl Benzene	0.50	Not Detected	2.2	Not Detected
m,p-Xylene	0.50	Not Detected	2.2	Not Detected
o-Xylene	0.50	0.080 J	2.2	0.35 J
Styrene	0.50	0.096 J	2.1	0.41 J
Bromoform	0.50	Not Detected	5.2	Not Detected
Cumene	0.50	0.11 J	2.4	0.55 J
1,1,2,2-Tetrachloroethane	0.50	0.14 J	3.4	0.93 J
Propylbenzene	0.50	0.13 J	2.4	0.64 J
4-Ethyltoluene	0.50	0.12 J	2.4	0.57 J
1,3,5-Trimethylbenzene	0.50	0.19 J	2.4	0.92 J
1,2,4-Trimethylbenzene	0.50	0.18 J	2.4	0.89 J
1,3-Dichlorobenzene	0.50	0.33 J	3.0	2.0 J
1,4-Dichlorobenzene	0.50	0.31 J	3.0	1.9 J
alpha-Chlorotoluene	0.50	0.20 J	2.6	1.0 J
1,2-Dichlorobenzene	0.50	0.33 J	3.0	2.0 J
1,2,4-Trichlorobenzene	2.0	1.2 J	15	8.6 J
Hexachlorobutadiene	2.0	0.62 J	21	6.6 J
Butane	2.0	Not Detected	4.8	Not Detected
Isopentane	2.0	Not Detected	5.9	Not Detected

J = Estimated value.

Container Type: NA - Not Applicable

Surrogates	%Recovery	Method Limits
Toluene-d8	98	70-130
1,2-Dichloroethane-d4	97	70-130
4-Bromofluorobenzene	96	70-130

eurofins | Air Toxics

Client Sample ID: Lab Blank

Lab ID#: 1301567A-18B

EPA METHOD TO-15 GC/MS FULL SCAN

File Name:	p020606a	**Date of Collection:**	NA
Dil. Factor:	1.00	**Date of Analysis:**	2/6/13 12:47 PM

Compound	Rpt. Limit (ppbv)	Amount (ppbv)	Rpt. Limit (ug/m3)	Amount (ug/m3)
Freon 12	0.50	Not Detected	2.5	Not Detected
Freon 114	0.50	Not Detected	3.5	Not Detected
Chloromethane	5.0	Not Detected	10	Not Detected
Vinyl Chloride	0.50	Not Detected	1.3	Not Detected
1,3-Butadiene	0.50	Not Detected	1.1	Not Detected
Bromomethane	5.0	Not Detected	19	Not Detected
Chloroethane	2.0	Not Detected	5.3	Not Detected
Freon 11	0.50	Not Detected	2.8	Not Detected
Ethanol	2.0	Not Detected	3.8	Not Detected
Freon 113	0.50	Not Detected	3.8	Not Detected
1,1-Dichloroethene	0.50	Not Detected	2.0	Not Detected
Acetone	5.0	Not Detected	12	Not Detected
2-Propanol	2.0	Not Detected	4.9	Not Detected
Carbon Disulfide	2.0	0.38 J	6.2	1.2 J
3-Chloropropene	2.0	Not Detected	6.3	Not Detected
Methylene Chloride	5.0	0.068 J	17	0.24 J
Methyl tert-butyl ether	0.50	Not Detected	1.8	Not Detected
trans-1,2-Dichloroethene	0.50	Not Detected	2.0	Not Detected
Hexane	0.50	Not Detected	1.8	Not Detected
1,1-Dichloroethane	0.50	Not Detected	2.0	Not Detected
2-Butanone (Methyl Ethyl Ketone)	2.0	Not Detected	5.9	Not Detected
cis-1,2-Dichloroethene	0.50	Not Detected	2.0	Not Detected
Tetrahydrofuran	0.50	Not Detected	1.5	Not Detected
Chloroform	0.50	Not Detected	2.4	Not Detected
1,1,1-Trichloroethane	0.50	Not Detected	2.7	Not Detected
Cyclohexane	0.50	Not Detected	1.7	Not Detected
Carbon Tetrachloride	0.50	Not Detected	3.1	Not Detected
2,2,4-Trimethylpentane	0.50	Not Detected	2.3	Not Detected
Benzene	0.50	Not Detected	1.6	Not Detected
1,2-Dichloroethane	0.50	Not Detected	2.0	Not Detected
Heptane	0.50	Not Detected	2.0	Not Detected
Trichloroethene	0.50	Not Detected	2.7	Not Detected
1,2-Dichloropropane	0.50	Not Detected	2.3	Not Detected
1,4-Dioxane	2.0	Not Detected	7.2	Not Detected
Bromodichloromethane	0.50	Not Detected	3.4	Not Detected
cis-1,3-Dichloropropene	0.50	Not Detected	2.3	Not Detected
4-Methyl-2-pentanone	0.50	Not Detected	2.0	Not Detected
Toluene	0.50	0.035 J	1.9	0.13 J
trans-1,3-Dichloropropene	0.50	Not Detected	2.3	Not Detected
1,1,2-Trichloroethane	0.50	Not Detected	2.7	Not Detected
Tetrachloroethene	0.50	Not Detected	3.4	Not Detected
2-Hexanone	2.0	Not Detected	8.2	Not Detected

eurofins | Air Toxics

Client Sample ID: Lab Blank

Lab ID#: 1301567A-18B

EPA METHOD TO-15 GC/MS FULL SCAN

File Name:	**p020606a**	**Date of Collection: NA**	
Dil. Factor:	**1.00**	**Date of Analysis: 2/6/13 12:47 PM**	

Compound	Rpt. Limit (ppbv)	Amount (ppbv)	Rpt. Limit (ug/m3)	Amount (ug/m3)
Dibromochloromethane	0.50	Not Detected	4.2	Not Detected
1,2-Dibromoethane (EDB)	0.50	Not Detected	3.8	Not Detected
Chlorobenzene	0.50	Not Detected	2.3	Not Detected
Ethyl Benzene	0.50	Not Detected	2.2	Not Detected
m,p-Xylene	0.50	Not Detected	2.2	Not Detected
o-Xylene	0.50	Not Detected	2.2	Not Detected
Styrene	0.50	Not Detected	2.1	Not Detected
Bromoform	0.50	Not Detected	5.2	Not Detected
Cumene	0.50	Not Detected	2.4	Not Detected
1,1,2,2-Tetrachloroethane	0.50	Not Detected	3.4	Not Detected
Propylbenzene	0.50	Not Detected	2.4	Not Detected
4-Ethyltoluene	0.50	0.080 J	2.4	0.39 J
1,3,5-Trimethylbenzene	0.50	Not Detected	2.4	Not Detected
1,2,4-Trimethylbenzene	0.50	Not Detected	2.4	Not Detected
1,3-Dichlorobenzene	0.50	0.13 J	3.0	0.79 J
1,4-Dichlorobenzene	0.50	0.13 J	3.0	0.80 J
alpha-Chlorotoluene	0.50	Not Detected	2.6	Not Detected
1,2-Dichlorobenzene	0.50	0.10 J	3.0	0.63 J
1,2,4-Trichlorobenzene	2.0	0.44 J	15	3.3 J
Hexachlorobutadiene	2.0	0.20 J	21	2.1 J
Butane	2.0	Not Detected	4.8	Not Detected
Isopentane	2.0	Not Detected	5.9	Not Detected

J = Estimated value.

Container Type: NA - Not Applicable

Surrogates	%Recovery	Method Limits
Toluene-d8	98	70-130
1,2-Dichloroethane-d4	99	70-130
4-Bromofluorobenzene	96	70-130

eurofins | Air Toxics

Client Sample ID: CCV

Lab ID#: 1301567A-19A

EPA METHOD TO-15 GC/MS FULL SCAN

File Name:	**p020502**	**Date of Collection: NA**	
Dil. Factor:	**1.00**	**Date of Analysis: 2/5/13 09:06 AM**	

Compound	%Recovery
Freon 12	96
Freon 114	99
Chloromethane	97
Vinyl Chloride	103
1,3-Butadiene	101
Bromomethane	102
Chloroethane	99
Freon 11	95
Ethanol	105
Freon 113	100
1,1-Dichloroethene	101
Acetone	103
2-Propanol	102
Carbon Disulfide	98
3-Chloropropene	104
Methylene Chloride	99
Methyl tert-butyl ether	106
trans-1,2-Dichloroethene	104
Hexane	106
1,1-Dichloroethane	99
2-Butanone (Methyl Ethyl Ketone)	101
cis-1,2-Dichloroethene	106
Tetrahydrofuran	109
Chloroform	98
1,1,1-Trichloroethane	100
Cyclohexane	114
Carbon Tetrachloride	98
2,2,4-Trimethylpentane	109
Benzene	104
1,2-Dichloroethane	99
Heptane	114
Trichloroethene	85
1,2-Dichloropropane	103
1,4-Dioxane	114
Bromodichloromethane	100
cis-1,3-Dichloropropene	106
4-Methyl-2-pentanone	117
Toluene	102
trans-1,3-Dichloropropene	108
1,1,2-Trichloroethane	102
Tetrachloroethene	97
2-Hexanone	108

eurofins | Air Toxics

Client Sample ID: CCV

Lab ID#: 1301567A-19A

EPA METHOD TO-15 GC/MS FULL SCAN

File Name:	**p020502**	**Date of Collection: NA**	
Dil. Factor:	**1.00**	**Date of Analysis: 2/5/13 09:06 AM**	

Compound	%Recovery
Dibromochloromethane	104
1,2-Dibromoethane (EDB)	100
Chlorobenzene	96
Ethyl Benzene	106
m,p-Xylene	111
o-Xylene	112
Styrene	119
Bromoform	104
Cumene	113
1,1,2,2-Tetrachloroethane	111
Propylbenzene	107
4-Ethyltoluene	114
1,3,5-Trimethylbenzene	115
1,2,4-Trimethylbenzene	114
1,3-Dichlorobenzene	104
1,4-Dichlorobenzene	102
alpha-Chlorotoluene	110
1,2-Dichlorobenzene	105
1,2,4-Trichlorobenzene	105
Hexachlorobutadiene	102
Butane	98
Isopentane	102

Container Type: NA - Not Applicable

Surrogates	%Recovery	Method Limits
Toluene-d8	103	70-130
1,2-Dichloroethane-d4	96	70-130
4-Bromofluorobenzene	101	70-130

eurofins | Air Toxics

Client Sample ID: CCV

Lab ID#: 1301567A-19B

EPA METHOD TO-15 GC/MS FULL SCAN

File Name:	**p020602**	**Date of Collection: NA**	
Dil. Factor:	**1.00**	**Date of Analysis: 2/6/13 10:30 AM**	

Compound	%Recovery
Freon 12	97
Freon 114	97
Chloromethane	96
Vinyl Chloride	100
1,3-Butadiene	98
Bromomethane	99
Chloroethane	97
Freon 11	97
Ethanol	103
Freon 113	97
1,1-Dichloroethene	97
Acetone	98
2-Propanol	97
Carbon Disulfide	94
3-Chloropropene	97
Methylene Chloride	99
Methyl tert-butyl ether	104
trans-1,2-Dichloroethene	102
Hexane	102
1,1-Dichloroethane	97
2-Butanone (Methyl Ethyl Ketone)	94
cis-1,2-Dichloroethene	103
Tetrahydrofuran	105
Chloroform	97
1,1,1-Trichloroethane	101
Cyclohexane	108
Carbon Tetrachloride	100
2,2,4-Trimethylpentane	106
Benzene	103
1,2-Dichloroethane	102
Heptane	116
Trichloroethene	85
1,2-Dichloropropane	102
1,4-Dioxane	110
Bromodichloromethane	101
cis-1,3-Dichloropropene	105
4-Methyl-2-pentanone	116
Toluene	102
trans-1,3-Dichloropropene	109
1,1,2-Trichloroethane	104
Tetrachloroethene	100
2-Hexanone	110

eurofins | Air Toxics

Client Sample ID: CCV

Lab ID#: 1301567A-19B

EPA METHOD TO-15 GC/MS FULL SCAN

File Name:	**p020602**	**Date of Collection: NA**	
Dil. Factor:	**1.00**	**Date of Analysis: 2/6/13 10:30 AM**	

Compound	%Recovery
Dibromochloromethane	108
1,2-Dibromoethane (EDB)	103
Chlorobenzene	97
Ethyl Benzene	108
m,p-Xylene	112
o-Xylene	111
Styrene	119
Bromoform	106
Cumene	115
1,1,2,2-Tetrachloroethane	111
Propylbenzene	109
4-Ethyltoluene	112
1,3,5-Trimethylbenzene	117
1,2,4-Trimethylbenzene	113
1,3-Dichlorobenzene	104
1,4-Dichlorobenzene	103
alpha-Chlorotoluene	111
1,2-Dichlorobenzene	104
1,2,4-Trichlorobenzene	100
Hexachlorobutadiene	101
Butane	95
Isopentane	100

Container Type: NA - Not Applicable

Surrogates	%Recovery	Method Limits
Toluene-d8	104	70-130
1,2-Dichloroethane-d4	99	70-130
4-Bromofluorobenzene	104	70-130

eurofins | Air Toxics

Client Sample ID: LCS

Lab ID#: 1301567A-20A

EPA METHOD TO-15 GC/MS FULL SCAN

File Name:	**p020503**	**Date of Collection: NA**	
Dil. Factor:	**1.00**	**Date of Analysis: 2/5/13 10:03 AM**	

Compound	%Recovery
Freon 12	99
Freon 114	102
Chloromethane	102
Vinyl Chloride	109
1,3-Butadiene	104
Bromomethane	104
Chloroethane	105
Freon 11	97
Ethanol	79
Freon 113	102
1,1-Dichloroethene	110
Acetone	107
2-Propanol	104
Carbon Disulfide	123
3-Chloropropene	120
Methylene Chloride	101
Methyl tert-butyl ether	106
trans-1,2-Dichloroethene	121
Hexane	108
1,1-Dichloroethane	101
2-Butanone (Methyl Ethyl Ketone)	103
cis-1,2-Dichloroethene	108
Tetrahydrofuran	109
Chloroform	100
1,1,1-Trichloroethane	103
Cyclohexane	117
Carbon Tetrachloride	100
2,2,4-Trimethylpentane	111
Benzene	104
1,2-Dichloroethane	95
Heptane	111
Trichloroethene	83
1,2-Dichloropropane	101
1,4-Dioxane	110
Bromodichloromethane	96
cis-1,3-Dichloropropene	107
4-Methyl-2-pentanone	116
Toluene	100
trans-1,3-Dichloropropene	107
1,1,2-Trichloroethane	103
Tetrachloroethene	99
2-Hexanone	108

eurofins | Air Toxics

Client Sample ID: LCS
Lab ID#: 1301567A-20A
EPA METHOD TO-15 GC/MS FULL SCAN

File Name:	**p020503**	**Date of Collection: NA**	
Dil. Factor:	**1.00**	**Date of Analysis: 2/5/13 10:03 AM**	

Compound	%Recovery
Dibromochloromethane	103
1,2-Dibromoethane (EDB)	103
Chlorobenzene	98
Ethyl Benzene	106
m,p-Xylene	111
o-Xylene	113
Styrene	121
Bromoform	103
Cumene	114
1,1,2,2-Tetrachloroethane	113
Propylbenzene	108
4-Ethyltoluene	108
1,3,5-Trimethylbenzene	115
1,2,4-Trimethylbenzene	112
1,3-Dichlorobenzene	105
1,4-Dichlorobenzene	102
alpha-Chlorotoluene	111
1,2-Dichlorobenzene	106
1,2,4-Trichlorobenzene	106
Hexachlorobutadiene	102
Butane	96
Isopentane	105

Container Type: NA - Not Applicable

Surrogates	%Recovery	Method Limits
Toluene-d8	101	70-130
1,2-Dichloroethane-d4	97	70-130
4-Bromofluorobenzene	102	70-130

eurofins | Air Toxics

Client Sample ID: LCSD

Lab ID#: 1301567A-20AA

EPA METHOD TO-15 GC/MS FULL SCAN

File Name:	**p020504**	**Date of Collection: NA**	
Dil. Factor:	**1.00**	**Date of Analysis: 2/5/13 10:21 AM**	

Compound	%Recovery
Freon 12	95
Freon 114	98
Chloromethane	92
Vinyl Chloride	104
1,3-Butadiene	99
Bromomethane	99
Chloroethane	100
Freon 11	93
Ethanol	78
Freon 113	98
1,1-Dichloroethene	106
Acetone	100
2-Propanol	101
Carbon Disulfide	118
3-Chloropropene	118
Methylene Chloride	96
Methyl tert-butyl ether	101
trans-1,2-Dichloroethene	117
Hexane	104
1,1-Dichloroethane	97
2-Butanone (Methyl Ethyl Ketone)	98
cis-1,2-Dichloroethene	106
Tetrahydrofuran	105
Chloroform	97
1,1,1-Trichloroethane	99
Cyclohexane	112
Carbon Tetrachloride	96
2,2,4-Trimethylpentane	108
Benzene	103
1,2-Dichloroethane	93
Heptane	111
Trichloroethene	84
1,2-Dichloropropane	102
1,4-Dioxane	111
Bromodichloromethane	96
cis-1,3-Dichloropropene	104
4-Methyl-2-pentanone	116
Toluene	100
trans-1,3-Dichloropropene	106
1,1,2-Trichloroethane	99
Tetrachloroethene	97
2-Hexanone	105

eurofins | Air Toxics

Client Sample ID: LCSD

Lab ID#: 1301567A-20AA

EPA METHOD TO-15 GC/MS FULL SCAN

File Name:	**p020504**	**Date of Collection: NA**	
Dil. Factor:	**1.00**	**Date of Analysis: 2/5/13 10:21 AM**	

Compound	%Recovery
Dibromochloromethane	99
1,2-Dibromoethane (EDB)	100
Chlorobenzene	95
Ethyl Benzene	105
m,p-Xylene	110
o-Xylene	110
Styrene	116
Bromoform	99
Cumene	113
1,1,2,2-Tetrachloroethane	111
Propylbenzene	107
4-Ethyltoluene	107
1,3,5-Trimethylbenzene	112
1,2,4-Trimethylbenzene	110
1,3-Dichlorobenzene	102
1,4-Dichlorobenzene	100
alpha-Chlorotoluene	106
1,2-Dichlorobenzene	104
1,2,4-Trichlorobenzene	107
Hexachlorobutadiene	101
Butane	93
Isopentane	99

Container Type: NA - Not Applicable

Surrogates	%Recovery	Method Limits
Toluene-d8	102	70-130
1,2-Dichloroethane-d4	95	70-130
4-Bromofluorobenzene	100	70-130

eurofins | Air Toxics

Client Sample ID: LCS
Lab ID#: 1301567A-20B
EPA METHOD TO-15 GC/MS FULL SCAN

File Name:	**p020603**	**Date of Collection: NA**	
Dil. Factor:	**1.00**	**Date of Analysis: 2/6/13 11:03 AM**	

Compound	%Recovery
Freon 12	98
Freon 114	98
Chloromethane	98
Vinyl Chloride	105
1,3-Butadiene	100
Bromomethane	101
Chloroethane	102
Freon 11	97
Ethanol	76
Freon 113	98
1,1-Dichloroethene	104
Acetone	99
2-Propanol	101
Carbon Disulfide	119
3-Chloropropene	112
Methylene Chloride	99
Methyl tert-butyl ether	102
trans-1,2-Dichloroethene	116
Hexane	104
1,1-Dichloroethane	98
2-Butanone (Methyl Ethyl Ketone)	99
cis-1,2-Dichloroethene	104
Tetrahydrofuran	103
Chloroform	99
1,1,1-Trichloroethane	101
Cyclohexane	112
Carbon Tetrachloride	98
2,2,4-Trimethylpentane	107
Benzene	103
1,2-Dichloroethane	100
Heptane	110
Trichloroethene	85
1,2-Dichloropropane	102
1,4-Dioxane	109
Bromodichloromethane	98
cis-1,3-Dichloropropene	105
4-Methyl-2-pentanone	117
Toluene	100
trans-1,3-Dichloropropene	106
1,1,2-Trichloroethane	100
Tetrachloroethene	97
2-Hexanone	107

eurofins | Air Toxics

Client Sample ID: LCS

Lab ID#: 1301567A-20B

EPA METHOD TO-15 GC/MS FULL SCAN

File Name:	**p020603**	**Date of Collection: NA**	
Dil. Factor:	**1.00**	**Date of Analysis: 2/6/13 11:03 AM**	

Compound	%Recovery
Dibromochloromethane	103
1,2-Dibromoethane (EDB)	103
Chlorobenzene	96
Ethyl Benzene	106
m,p-Xylene	111
o-Xylene	112
Styrene	118
Bromoform	101
Cumene	115
1,1,2,2-Tetrachloroethane	113
Propylbenzene	108
4-Ethyltoluene	107
1,3,5-Trimethylbenzene	116
1,2,4-Trimethylbenzene	111
1,3-Dichlorobenzene	104
1,4-Dichlorobenzene	103
alpha-Chlorotoluene	109
1,2-Dichlorobenzene	106
1,2,4-Trichlorobenzene	106
Hexachlorobutadiene	102
Butane	96
Isopentane	101

Container Type: NA - Not Applicable

Surrogates	%Recovery	Method Limits
Toluene-d8	104	70-130
1,2-Dichloroethane-d4	98	70-130
4-Bromofluorobenzene	102	70-130

eurofins | Air Toxics

Client Sample ID: LCSD

Lab ID#: 1301567A-20BB

EPA METHOD TO-15 GC/MS FULL SCAN

File Name:	**p020604**	**Date of Collection: NA**	
Dil. Factor:	**1.00**	**Date of Analysis: 2/6/13 11:25 AM**	

Compound	%Recovery
Freon 12	98
Freon 114	100
Chloromethane	105
Vinyl Chloride	105
1,3-Butadiene	100
Bromomethane	103
Chloroethane	99
Freon 11	95
Ethanol	78
Freon 113	99
1,1-Dichloroethene	106
Acetone	100
2-Propanol	101
Carbon Disulfide	119
3-Chloropropene	119
Methylene Chloride	99
Methyl tert-butyl ether	101
trans-1,2-Dichloroethene	115
Hexane	104
1,1-Dichloroethane	99
2-Butanone (Methyl Ethyl Ketone)	102
cis-1,2-Dichloroethene	105
Tetrahydrofuran	105
Chloroform	99
1,1,1-Trichloroethane	101
Cyclohexane	113
Carbon Tetrachloride	98
2,2,4-Trimethylpentane	109
Benzene	104
1,2-Dichloroethane	98
Heptane	110
Trichloroethene	85
1,2-Dichloropropane	102
1,4-Dioxane	110
Bromodichloromethane	97
cis-1,3-Dichloropropene	106
4-Methyl-2-pentanone	118
Toluene	101
trans-1,3-Dichloropropene	107
1,1,2-Trichloroethane	102
Tetrachloroethene	98
2-Hexanone	109

eurofins | Air Toxics

Client Sample ID: LCSD

Lab ID#: 1301567A-20BB

EPA METHOD TO-15 GC/MS FULL SCAN

File Name:	**p020604**	**Date of Collection: NA**	
Dil. Factor:	**1.00**	**Date of Analysis: 2/6/13 11:25 AM**	

Compound	%Recovery
Dibromochloromethane	103
1,2-Dibromoethane (EDB)	103
Chlorobenzene	98
Ethyl Benzene	108
m,p-Xylene	113
o-Xylene	113
Styrene	118
Bromoform	102
Cumene	115
1,1,2,2-Tetrachloroethane	114
Propylbenzene	110
4-Ethyltoluene	107
1,3,5-Trimethylbenzene	116
1,2,4-Trimethylbenzene	112
1,3-Dichlorobenzene	104
1,4-Dichlorobenzene	102
alpha-Chlorotoluene	110
1,2-Dichlorobenzene	108
1,2,4-Trichlorobenzene	109
Hexachlorobutadiene	103
Butane	92
Isopentane	100

Container Type: NA - Not Applicable

Surrogates	%Recovery	Method Limits
Toluene-d8	102	70-130
1,2-Dichloroethane-d4	96	70-130
4-Bromofluorobenzene	100	70-130

Shell Oil Products Chain Of Custody Record

URS

Air Toxics LTD.
Project Name: Roxana Soil Vapor
Project # 21562850.04001

Lab Vendor #

Please Check Appropriate Box:
- [x] ENV. SERVICES
- [ ] MOTIVA RETAIL
- [ ] SHELL RETAIL
- [ ] MOTIVA SDB/CH
- [ ] CONSULTANT
- [ ] LUBES
- [ ] SHELL PIPELINE
- [ ] OTHER

Print Bill To Contact Name: Robert Moosheglan

PO #

INCIDENT # (ENV SERVICES): 9 7 2 1 8 8 4 0

SAP #: 3 4 0 0 6 1

- [ ] CHECK IF NO INCIDENT # APPLIES

DATE: 01/30/13

PAGE: 1 of 2

SAMPLING COMPANY: URS CORPORATION

LOG CODE:

SITE ADDRESS: Street and City: 900 SOUTH CENTRAL AVE – ROXANA

State: IL

GLOBAL ID NO.:

ADDRESS: 1001 HIGHLANDS PLAZA DRIVE WEST - SUITE 300; ST LOUIS, MO 63110

LOG DELIVERABLE TO Name, Company, Class Location: Elizabeth Kunkel, URS, St. Louis

PHONE NO.: 314-743-4179

E-MAIL: Elizabeth_Kunkel@URSCorp.com

CONSULTANT PROJECT NAME: Roxana Soil Vapor

LABORATORY ADDRESS: Air Toxics, LTD 180 Blue Ravine Road, Suite B, Folsom, CA 95630-4719

TELEPHONE:

FAX: 314-428-0482

Air Project Contact E-Mail: Robert.Moosheglan@urs.com

A. Day, C. Williams, C. Kretzer, D. Mattingly, L. Rathnow, S. Jansen

TURNAROUND TIME (CALENDAR DAYS):
- [x] STANDARD (14 DAY)
- [ ] 5 DAYS
- [ ] 3 DAYS
- [ ] 2 DAYS
- [ ] 24 HOURS
- [ ] RESULTS NEEDED ON WEEKEND

- [ ] LA - RWQCB REPORT FORMAT
- [x] UST AGENCY:

DELIVERABLES:
- [ ] LEVEL 1
- [ ] LEVEL 2
- [ ] LEVEL 3
- [x] LEVEL 4
- [ ] OTHER (SPECIFY)

- [x] SHELL CONTRACT RATE APPLIES
- [ ] STATE REIMBURSEMENT RATE APPLIES
- [ ] EDD NOT NEEDED
- [x] RECEIPT VERIFICATION REQUESTED

REQUESTED ANALYSIS

Turn Around Time:
- [x] Normal
- [ ] Rush
- Specify

Lab Use Only
Pressurized by:
Date:
Pressurization Gas: N_2 He

Lab Use Only	Field Sample Identification	Sampling Date	Sampling Time	Canister Number	Canister Pressure/Vacuum Initial	Final	Receipt	Final (psi)	Modified TO-15 + Butane & Isopentane	ASTM D-1946 + Helium
01A	VMP-9-5-012513	01/25/13	1403-1434	34611	-30	10.5			X	X
02A	VMP-9-11.5-012513	01/25/13	1452-1522	9401	-30	-4.5			X	X
03A	VMP-9-11.5-012513-DUP	01/25/13	1462-1622	1006	-30	7.5			X	X
04A	VMP-9-25.5-013013	01/30/13	1000-1030	2117	-28.5	-9.5			X	X
05A	VMP-9-38.5-013013	01/30/13	1045-1115	34095	-30	-10.5			X	X
06A	VMP-10-5-012913	01/29/13	915-948	37702	-29.5	-8.5			X	X
07A	VMP-10-5-012913-DUP	01/29/13	915-948	1740	-29.5	-10.5			X	X
08A	VMP-10-20-012913	01/29/13	1112-1142	9445	-29	-7.5			X	X
09A	VMP-10-30-012913	01/29/13	1342-1412	37769	-28.5	-10			X	X
				1/30/13					X	X

ADDITIONAL NOTES:
- 14 day hold time
- Report results between MDL and RL
- Level IV ECVP

Relinquished by: (Signature)	Received by: (Signature)	Date	Time
[signature]	FEDEX	1/30/13	1800
	[signature] 1/31/13 0945		

Custody Seal Intact?
Y N None Temp

1301507

Shell Oil Products Chain Of Custody Record

URS

Air Toxics LTD.
Project Name: Roxana Soil Vapor
Project # 21562850.04001
Lab Vendor #

Please Check Appropriate Box:
☑ ENV. SERVICES ☐ MOTIVA RETAIL ☐ SHELL RETAIL
☐ MOTIVA SOMOA ☐ CONSULTANT ☐ LUBES
☐ SHELL PIPELINE ☐ OTHER

Print Bill To Contact Name: Robert Mooshegian
PO #:
INCIDENT # (ENV SERVICES): 9 7 2 1 6 6 4 0
SAP #: 3 4 0 0 6 1
☐ CHECK IF NO INCIDENT # APPLIES
DATE: 01/30/13
PAGE: 2 of 2

URS CORPORATION
1001 HIGHLANDS PLAZA DRIVE WEST - SUITE 300; ST. LOUIS, MO 63110
Air Toxics, LTD 180 Blue Ravine Road, Suite B, Folsom, CA 95630-4719
314-429-0462
Robert.Mooshegian@urs.com

SITE ADDRESS: Street and City: 900 SOUTH CENTRAL AVE – ROXANA
STATE: IL
GLOBAL ID NO.:
EDF DELIVERABLE TO (Name, Company, Office Location): Elizabeth Kunkel, URS, St. Louis
PHONE NO.: 314-743-4179
EMAIL: Elizabeth_Kunkel@URSCorp.com
CONSULTANT PROJECT NAME: Roxana Soil Vapor
A. Dey, C. Williams, C. Kretzer, D. Mattingly L. Rathnow, S. Jansen

TURNAROUND TIME (CALENDAR DAYS):
☑ STANDARD (14 DAY) ☐ 5 DAYS ☐ 3 DAYS ☐ 2 DAYS ☐ 24 HOURS ☐ RESULTS NEEDED ON WEEKEND

☐ LA - RWQCB REPORT FORMAT ☑ UST AGENCY:

DELIVERABLES: ☐ LEVEL 1 ☐ LEVEL 2 ☐ LEVEL 3 ☑ LEVEL 4 ☐ OTHER (SPECIFY)

☑ SHELL CONTRACT RATE APPLIES
☐ STATE REIMBURSEMENT RATE APPLIES
☐ EDD NOT NEEDED
☑ RECEIPT VERIFICATION REQUESTED

REQUESTED ANALYSIS

Lab Use Only	Field Sample Identification	SAMPLING DATE	SAMPLING TIME	Canister Number	Canister Pressure/Vacuum Initial	Final	Receipt	Final (psi)	Modified TO-15 + Butane & Isopentane	ASTM D-1946 + Helium
	VMP-11-5-012913	01/29/13	1318-1348	37354	-29	-9			X	X
	VMP-11-8-012913	01/29/13	1432-1432	2170	-29	-9.5			X	X
	VMP-11-29-012913	01/29/13	1442-1512	3042	-26.5	-8.5			X	X
	VMP-11-38-013013	01/30/13	1200-1220	36550	-30	-10			X	X
	VMP-13-5-012913	01/29/13	1457-1527	34068	-29.5	-10			X	X
	VMP-41-10-012913	01/29/13	850-920	13689	-28.5	-9.5			X	X
	VMP-41-20-012913	01/29/13	951-1021	36415	-29	-10			X	X
	VMP-41-30-012913	01/29/13	1044-1114	34088	-28.5	-8.5			X	X
									X	X
									X	X

Turn Around Time: ☑ Normal ☐ Rush ☐ Specify

Lab Use Only
Pressurized by:
Date:
Pressurization Gas: N_2 He

ADDITIONAL NOTES:
- 14 day hold time
- Report results between MDL and RL
- Level IV ECVP

Relinquished by: (Signature) — Received by: (Signature) FEDEX — Date: 1/30/13 — Time: 1800

Relinquished by: (Signature) — Received by: (Signature) AR 1/31/13 0945

Relinquished by: (Signature) — Received by: (Signature)

Custody Seal Intact? Y N None Temp N/A FedEx

130156

06/2008 Revision

eurofins | Air Toxics

2/21/2013
Ms. Elizabeth Kunkel
URS Corporation
1001 Highlands Plaza Dr. West
Suite 300
St. Louis MO 63110

Project Name: Roxana Soil Vapor
Project #: 21562850.04001
Workorder #: 1301567B

Dear Ms. Elizabeth Kunkel

The following report includes the data for the above referenced project for sample(s) received on 1/31/2013 at Air Toxics Ltd.

The data and associated QC analyzed by Modified ASTM D-1946 are compliant with the project requirements or laboratory criteria with the exception of the deviations noted in the attached case narrative.

Thank you for choosing Air Toxics Ltd. for your air analysis needs. Air Toxics Ltd. is committed to providing accurate data of the highest quality. Please feel free to contact the Project Manager: Kelly Buettner at 916-985-1000 if you have any questions regarding the data in this report.

Regards,

Kelly Buettner
Project Manager

REVIEWED
BY
3/20/13

eurofins | Air Toxics

WORK ORDER #: 1301567B

Work Order Summary

CLIENT:	Ms. Elizabeth Kunkel URS Corporation 1001 Highlands Plaza Dr. West Suite 300 St. Louis, MO 63110	**BILL TO:**	Accounts Payable Austin URS Corporation P.O. BOX 203970 Austin, TX 78720-1088
PHONE:	314-743-4179	**P.O. #**	21562735.00013
FAX:		**PROJECT #**	21562850.04001 Roxana Soil Vapor
DATE RECEIVED:	01/31/2013	**CONTACT:**	Kelly Buettner
DATE COMPLETED:	02/13/2013		

FRACTION #	NAME	TEST	RECEIPT VAC./PRES.	FINAL PRESSURE
01A	VMP-9-5-012513	Modified ASTM D-1946	8.5 "Hg	15 psi
02A	VMP-9-11.5-012513	Modified ASTM D-1946	4.0 "Hg	15 psi
03A	VMP-9-11.5-012513-DUP	Modified ASTM D-1946	6.0 "Hg	15 psi
04A	VMP-9-25.5-013013	Modified ASTM D-1946	8.5 "Hg	15 psi
05A	VMP-9-38.5-013013	Modified ASTM D-1946	8.5 "Hg	15 psi
06A	VMP-10-5-012913	Modified ASTM D-1946	8.5 "Hg	15 psi
07A	VMP-10-5-012913-DUP	Modified ASTM D-1946	10.5 "Hg	15 psi
08A	VMP-10-20-012913	Modified ASTM D-1946	8.0 "Hg	15 psi
09A	VMP-10-30-012913	Modified ASTM D-1946	10.0 "Hg	15 psi
10A	VMP-11-5-012913	Modified ASTM D-1946	9.0 "Hg	15 psi
11A	VMP-11-8-012913	Modified ASTM D-1946	9.5 "Hg	15 psi
12A	VMP-11-29-012913	Modified ASTM D-1946	9.0 "Hg	15 psi
13A	VMP-11-38-013013	Modified ASTM D-1946	8.0 "Hg	15 psi
14A	VMP-13-5-012913	Modified ASTM D-1946	10.5 "Hg	15 psi
15A	VMP-41-10-012913	Modified ASTM D-1946	9.5 "Hg	15 psi
16A	VMP-41-20-012913	Modified ASTM D-1946	10.0 "Hg	15 psi
17A	VMP-41-30-012913	Modified ASTM D-1946	8.5 "Hg	15 psi
18A	Lab Blank	Modified ASTM D-1946	NA	NA
18B	Lab Blank	Modified ASTM D-1946	NA	NA
19A	LCS	Modified ASTM D-1946	NA	NA
19AA	LCSD	Modified ASTM D-1946	NA	NA

CERTIFIED BY: Heidi Rayos DATE: 02/21/13

Technical Director

Certification numbers: AZ Licensure AZ0775, CA NELAP - 12282CA, NY NELAP - 11291,
TX NELAP - T104704434-12-4, UT NELAP CA009332012-3, WA NELAP - C935
Name of Accrediting Agency: NELAP/ORELAP (Oregon Environmental Laboratory Accreditation Program)
Accreditation number: CA300005, Effective date: 10/18/2012, Expiration date: 10/17/2013.
Eurofins Air Toxics Ltd. certifies that the test results contained in this report meet all requirements of the NELAC standards

This report shall not be reproduced, except in full, without the written approval of Eurofins Air Toxics, Inc.

180 BLUE RAVINE ROAD, SUITE B FOLSOM, CA - 9563
(916) 985-1000 . (800) 985-5955 . FAX (916) 985-1020

LABORATORY NARRATIVE
Modified ASTM D-1946
URS Corporation
Workorder# 1301567B

Seventeen 1 Liter Summa Canister samples were received on January 31, 2013. The laboratory performed analysis via Modified ASTM Method D-1946 for Methane and fixed gases in air using GC/FID or GC/TCD. The method involves direct injection of 1.0 mL of sample.

On the analytical column employed for this analysis, Oxygen coelutes with Argon. The corresponding peak is quantitated as Oxygen.

Since Nitrogen is used to pressurize samples, the reported Nitrogen values are calculated by adding all the sample components and subtracting from 100%.

Method modifications taken to run these samples are summarized in the table below. Specific project requirements may over-ride the ATL modifications.

Requirement	*ASTM D-1946*	*ATL Modifications*
Calibration	A single point calibration is performed using a reference standard closely matching the composition of the unknown.	A 3-point calibration curve is performed. Quantitation is based on a daily calibration standard which may or may not resemble the composition of the associated samples.
Reference Standard	The composition of any reference standard must be known to within 0.01 mol % for any component.	The standards used by ATL are blended to a >/= 95% accuracy.
Sample Injection Volume	Components whose concentrations are in excess of 5 % should not be analyzed by using sample volumes greater than 0.5 mL.	The sample container is connected directly to a fixed volume sample loop of 1.0 mL on the GC. Linear range is defined by the calibration curve. Bags are loaded by vacuum.
Normalization	Normalize the mole pereent values by multiplying each value by 100 and dividing by the sum of the original values. The sum of the original values should not differ from 100% by more than 1.0%.	Results are not normalized. The sum of the reported values can differ from 100% by as much as 15%, either due to analytical variability or an unusual sample matrix.
Precision	Precision requirements established at each concentration level.	Duplicates should agree within 25% RPD for detections > 5 X's the RL.

Receiving Notes

There were no receiving discrepancies.

Analytical Notes

As per project specific client request the laboratory has reported estimated values for target compound hits that are below the Reporting Limit but greater than the Method Detection Limit. Concentrations that are below the level at which the canister was certified may be false positives.

The reporting limit for Carbon Monoxide was raised from 0.01% to 0.05%.

The Summa Canister for sample VMP-9-5-012513 was found to be leaking prior to ASTM D-1946 analysis. Analyte concentrations are reported as qualified.

Definition of Data Qualifying Flags

Seven qualifiers may have been used on the data analysis sheets and indicate as follows:
B - Compound present in laboratory blank greater than reporting limit.
J - Estimated value.
E - Exceeds instrument calibration range.
S - Saturated peak.
Q - Exceeds quality control limits.
U - Compound analyzed for but not detected above the detection limit.
M - Reported value may be biased due to apparent matrix interferences.
File extensions may have been used on the data analysis sheets and indicates as follows:
a-File was requantified
b-File was quantified by a second column and detector
r1-File was requantified for the purpose of reissue

eurofins | Air Toxics

Summary of Detected Compounds
NATURAL GAS ANALYSIS BY MODIFIED ASTM D-1946

Client Sample ID: VMP-9-5-012513

Lab ID#: 1301567B-01A

Compound	Rpt. Limit (%)	Amount (%)
Oxygen	0.42	34 J
Nitrogen	0.42	66 J
Methane	0.00042	0.00029 J
Carbon Dioxide	0.042	0.16 J
Ethane	0.0042	0.00013 J
Helium	0.21	0.28 J

Client Sample ID: VMP-9-11.5-012513

Lab ID#: 1301567B-02A

Compound	Rpt. Limit (%)	Amount (%)
Oxygen	0.23	20
Nitrogen	0.23	80
Methane	0.00023	0.000037 J
Carbon Dioxide	0.023	0.30

Client Sample ID: VMP-9-11.5-012513-DUP

Lab ID#: 1301567B-03A

Compound	Rpt. Limit (%)	Amount (%)
Oxygen	0.25	20
Nitrogen	0.25	80
Methane	0.00025	0.000060 J
Carbon Dioxide	0.025	0.31
Helium	0.13	0.027 J

Client Sample ID: VMP-9-25.5-013013

Lab ID#: 1301567B-04A

Compound	Rpt. Limit (%)	Amount (%)
Oxygen	0.28	20
Nitrogen	0.28	79

Summary of Detected Compounds
NATURAL GAS ANALYSIS BY MODIFIED ASTM D-1946

Client Sample ID: VMP-9-25.5-013013

Lab ID#: 1301567B-04A

Carbon Dioxide	0.028	1.3
Ethane	0.0028	0.000062 J

Client Sample ID: VMP-9-38.5-013013

Lab ID#: 1301567B-05A

Compound	Rpt. Limit (%)	Amount (%)
Oxygen	0.28	15
Nitrogen	0.28	79
Methane	0.00028	0.00013 J
Carbon Dioxide	0.028	5.9
Ethane	0.0028	0.000066 J

Client Sample ID: VMP-10-5-012913

Lab ID#: 1301567B-06A

Compound	Rpt. Limit (%)	Amount (%)
Oxygen	0.28	21
Nitrogen	0.28	79
Methane	0.00028	0.00010 J
Carbon Dioxide	0.028	0.11
Helium	0.14	0.10 J

Client Sample ID: VMP-10-5-012913-DUP

Lab ID#: 1301567B-07A

Compound	Rpt. Limit (%)	Amount (%)
Oxygen	0.31	20
Nitrogen	0.31	80
Methane	0.00031	0.00010 J
Carbon Dioxide	0.031	0.10

Client Sample ID: VMP-10-20-012913

Lab ID#: 1301567B-08A

eurofins | Air Toxics

Summary of Detected Compounds
NATURAL GAS ANALYSIS BY MODIFIED ASTM D-1946

Client Sample ID: VMP-10-20-012913

Lab ID#: 1301567B-08A

Compound	Rpt. Limit (%)	Amount (%)
Oxygen	0.58	21
Nitrogen	0.58	78
Carbon Dioxide	0.058	0.45

Client Sample ID: VMP-10-30-012913

Lab ID#: 1301567B-09A

Compound	Rpt. Limit (%)	Amount (%)
Oxygen	0.30	19
Nitrogen	0.30	79
Methane	0.00030	0.000055 J
Carbon Dioxide	0.030	2.2

Client Sample ID: VMP-11-5-012913

Lab ID#: 1301567B-10A

Compound	Rpt. Limit (%)	Amount (%)
Oxygen	0.58	22
Nitrogen	0.58	77
Methane	0.00058	0.000098 J
Carbon Dioxide	0.058	0.47
Ethane	0.0058	0.00016 J
Helium	0.29	0.74

Client Sample ID: VMP-11-8-012913

Lab ID#: 1301567B-11A

Compound	Rpt. Limit (%)	Amount (%)
Oxygen	0.30	19
Nitrogen	0.30	80
Methane	0.00030	0.000049 J
Carbon Dioxide	0.030	1.1

eurofins | Air Toxics

Summary of Detected Compounds
NATURAL GAS ANALYSIS BY MODIFIED ASTM D-1946

Client Sample ID: VMP-11-8-012913

Lab ID#: 1301567B-11A

Ethane	0.0030	0.000092 J

Client Sample ID: VMP-11-29-012913

Lab ID#: 1301567B-12A

Compound	Rpt. Limit (%)	Amount (%)
Oxygen	0.29	19
Nitrogen	0.29	78
Methane	0.00029	0.000079 J
Carbon Dioxide	0.029	2.8
Ethane	0.0029	0.00010 J
Helium	0.14	0.071 J

Client Sample ID: VMP-11-38-013013

Lab ID#: 1301567B-13A

Compound	Rpt. Limit (%)	Amount (%)
Oxygen	0.28	14
Nitrogen	0.28	78
Methane	0.00028	0.0011
Carbon Dioxide	0.028	8.2
Ethane	0.0028	0.000083 J
Helium	0.14	0.060 J

Client Sample ID: VMP-13-5-012913

Lab ID#: 1301567B-14A

Compound	Rpt. Limit (%)	Amount (%)
Oxygen	0.31	21
Nitrogen	0.31	79
Methane	0.00031	0.000061 J
Carbon Dioxide	0.031	0.24
Helium	0.16	0.091 J

eurofins | Air Toxics

Summary of Detected Compounds
NATURAL GAS ANALYSIS BY MODIFIED ASTM D-1946

Client Sample ID: VMP-41-10-012913

Lab ID#: 1301567B-15A

Compound	Rpt. Limit (%)	Amount (%)
Oxygen	0.30	21
Nitrogen	0.30	78
Methane	0.00030	0.000038 J
Carbon Dioxide	0.030	0.41

Client Sample ID: VMP-41-20-012913

Lab ID#: 1301567B-16A

Compound	Rpt. Limit (%)	Amount (%)
Oxygen	0.30	20
Nitrogen	0.30	79
Methane	0.00030	0.000032 J
Carbon Dioxide	0.030	0.88

Client Sample ID: VMP-41-30-012913

Lab ID#: 1301567B-17A

Compound	Rpt. Limit (%)	Amount (%)
Oxygen	0.57	22
Nitrogen	0.57	76
Carbon Dioxide	0.057	1.9

eurofins | Air Toxics

Client Sample ID: VMP-9-5-012513

Lab ID#: 1301567B-01A

NATURAL GAS ANALYSIS BY MODIFIED ASTM D-1946

File Name:	**9020731**	**Date of Collection:**	**1/25/13 2:34:00 PM**
Dil. Factor:	**4.24**	**Date of Analysis:**	**2/8/13 08:11 AM**

Compound	Rpt. Limit (%)	Amount (%)
Oxygen	0.42	34 J
Nitrogen	0.42	66 J
Carbon Monoxide	0.21	Not Detected
Methane	0.00042	0.00029 J
Carbon Dioxide	0.042	0.16 J
Ethane	0.0042	0.00013 J
Ethene	0.0042	Not Detected
Helium	0.21	0.28 J

J = Estimated value.

Container Type: 1 Liter Summa Canister

eurofins | Air Toxics

Client Sample ID: VMP-9-11.5-012513

Lab ID#: 1301567B-02A

NATURAL GAS ANALYSIS BY MODIFIED ASTM D-1946

File Name:	**9020711**	**Date of Collection:**	**1/25/13 3:22:00 PM**
Dil. Factor:	**2.33**	**Date of Analysis:**	**2/7/13 02:08 PM**

Compound	Rpt. Limit (%)	Amount (%)
Oxygen	0.23	20
Nitrogen	0.23	80
Carbon Monoxide	0.12	Not Detected
Methane	0.00023	0.000037 J
Carbon Dioxide	0.023	0.30
Ethane	0.0023	Not Detected
Ethene	0.0023	Not Detected
Helium	0.12	Not Detected

J = Estimated value.

Container Type: 1 Liter Summa Canister

eurofins | Air Toxics

Client Sample ID: VMP-9-11.5-012513-DUP

Lab ID#: 1301567B-03A

NATURAL GAS ANALYSIS BY MODIFIED ASTM D-1946

File Name:	**9020712**	**Date of Collection:**	**1/25/13 3:22:00 PM**
Dil. Factor:	**2.52**	**Date of Analysis:**	**2/7/13 02:31 PM**

Compound	Rpt. Limit (%)	Amount (%)
Oxygen	0.25	20
Nitrogen	0.25	80
Carbon Monoxide	0.13	Not Detected
Methane	0.00025	0.000060 J
Carbon Dioxide	0.025	0.31
Ethane	0.0025	Not Detected
Ethene	0.0025	Not Detected
Helium	0.13	0.027 J

J = Estimated value.

Container Type: 1 Liter Summa Canister

eurofins | Air Toxics

Client Sample ID: VMP-9-25.5-013013

Lab ID#: 1301567B-04A

NATURAL GAS ANALYSIS BY MODIFIED ASTM D-1946

File Name:	**9020713**	**Date of Collection:**	**1/30/13 10:30:00 AM**
Dil. Factor:	**2.82**	**Date of Analysis:**	**2/7/13 03:01 PM**

Compound	Rpt. Limit (%)	Amount (%)
Oxygen	0.28	20
Nitrogen	0.28	79
Carbon Monoxide	0.14	Not Detected
Methane	0.00028	Not Detected
Carbon Dioxide	0.028	1.3
Ethane	0.0028	0.000062 J
Ethene	0.0028	Not Detected
Helium	0.14	Not Detected

J = Estimated value.

Container Type: 1 Liter Summa Canister

eurofins | Air Toxics

Client Sample ID: VMP-9-38.5-013013

Lab ID#: 1301567B-05A

NATURAL GAS ANALYSIS BY MODIFIED ASTM D-1946

File Name:	**9020714**	**Date of Collection:**	**1/30/13 11:15:00 AM**
Dil. Factor:	**2.82**	**Date of Analysis:**	**2/7/13 03:40 PM**

Compound	Rpt. Limit (%)	Amount (%)
Oxygen	0.28	15
Nitrogen	0.28	79
Carbon Monoxide	0.14	Not Detected
Methane	0.00028	0.00013 J
Carbon Dioxide	0.028	5.9
Ethane	0.0028	0.000066 J
Ethene	0.0028	Not Detected
Helium	0.14	Not Detected

J = Estimated value.

Container Type: 1 Liter Summa Canister

eurofins | Air Toxics

Client Sample ID: VMP-10-5-012913

Lab ID#: 1301567B-06A

NATURAL GAS ANALYSIS BY MODIFIED ASTM D-1946

File Name:	**9020715**	**Date of Collection:**	**1/29/13 9:46:00 AM**
Dil. Factor:	**2.82**	**Date of Analysis:**	**2/7/13 04:00 PM**

Compound	Rpt. Limit (%)	Amount (%)
Oxygen	0.28	21
Nitrogen	0.28	79
Carbon Monoxide	0.14	Not Detected
Methane	0.00028	0.00010 J
Carbon Dioxide	0.028	0.11
Ethane	0.0028	Not Detected
Ethene	0.0028	Not Detected
Helium	0.14	0.10 J

J = Estimated value.

Container Type: 1 Liter Summa Canister

eurofins | Air Toxics

Client Sample ID: VMP-10-5-012913-DUP

Lab ID#: 1301567B-07A

NATURAL GAS ANALYSIS BY MODIFIED ASTM D-1946

File Name:	**9020716**	**Date of Collection:**	**1/29/13 9:46:00 AM**
Dil. Factor:	**3.11**	**Date of Analysis:**	**2/7/13 04:22 PM**

Compound	Rpt. Limit (%)	Amount (%)
Oxygen	0.31	20
Nitrogen	0.31	80
Carbon Monoxide	0.16	Not Detected
Methane	0.00031	0.00010 J
Carbon Dioxide	0.031	0.10
Ethane	0.0031	Not Detected
Ethene	0.0031	Not Detected
Helium	0.16	Not Detected

J = Estimated value.

Container Type: 1 Liter Summa Canister

eurofins | Air Toxics

Client Sample ID: VMP-10-20-012913

Lab ID#: 1301567B-08A

NATURAL GAS ANALYSIS BY MODIFIED ASTM D-1946

File Name:	**9020719**	**Date of Collection:**	**1/29/13 11:42:00 AM**
Dil. Factor:	**5.77**	**Date of Analysis:**	**2/7/13 06:38 PM**

Compound	Rpt. Limit (%)	Amount (%)
Oxygen	0.58	21
Nitrogen	0.58	78
Carbon Monoxide	0.29	Not Detected
Methane	0.00058	Not Detected
Carbon Dioxide	0.058	0.45
Ethane	0.0058	Not Detected
Ethene	0.0058	Not Detected
Helium	0.29	Not Detected

Container Type: 1 Liter Summa Canister

eurofins | Air Toxics

Client Sample ID: VMP-10-30-012913

Lab ID#: 1301567B-09A

NATURAL GAS ANALYSIS BY MODIFIED ASTM D-1946

File Name:	**9020718**	**Date of Collection:**	**1/29/13 2:12:00 PM**
Dil. Factor:	**3.03**	**Date of Analysis:**	**2/7/13 06:16 PM**

Compound	Rpt. Limit (%)	Amount (%)
Oxygen	0.30	19
Nitrogen	0.30	79
Carbon Monoxide	0.15	Not Detected
Methane	0.00030	0.000055 J
Carbon Dioxide	0.030	2.2
Ethane	0.0030	Not Detected
Ethene	0.0030	Not Detected
Helium	0.15	Not Detected

J = Estimated value.

Container Type: 1 Liter Summa Canister

eurofins | Air Toxics

Client Sample ID: VMP-11-5-012913

Lab ID#: 1301567B-10A

NATURAL GAS ANALYSIS BY MODIFIED ASTM D-1946

File Name:	**9020726**	**Date of Collection:**	**1/29/13 1:45:00 PM**
Dil. Factor:	**5.84**	**Date of Analysis:**	**2/7/13 10:16 PM**

Compound	Rpt. Limit (%)	Amount (%)
Oxygen	0.58	22
Nitrogen	0.58	77
Carbon Monoxide	0.29	Not Detected
Methane	0.00058	0.000098 J
Carbon Dioxide	0.058	0.47
Ethane	0.0058	0.00016 J
Ethene	0.0058	Not Detected
Helium	0.29	0.74

J = Estimated value.

Container Type: 1 Liter Summa Canister

eurofins | Air Toxics

Client Sample ID: VMP-11-8-012913

Lab ID#: 1301567B-11A

NATURAL GAS ANALYSIS BY MODIFIED ASTM D-1946

File Name:	**9020720**	**Date of Collection:**	**1/29/13 2:32:00 PM**
Dil. Factor:	**2.96**	**Date of Analysis:**	**2/7/13 07:12 PM**

Compound	Rpt. Limit (%)	Amount (%)
Oxygen	0.30	19
Nitrogen	0.30	80
Carbon Monoxide	0.15	Not Detected
Methane	0.00030	0.000049 J
Carbon Dioxide	0.030	1.1
Ethane	0.0030	0.000092 J
Ethene	0.0030	Not Detected
Helium	0.15	Not Detected

J = Estimated value.

Container Type: 1 Liter Summa Canister

eurofins | Air Toxics

Client Sample ID: VMP-11-29-012913

Lab ID#: 1301567B-12A

NATURAL GAS ANALYSIS BY MODIFIED ASTM D-1946

File Nama:	**9020721**	**Date of Collection:**	**1/29/13 3:12:00 PM**
Dil. Factor:	**2.89**	**Date of Analysis:**	**2/7/13 08:12 PM**

Compound	Rpt. Limit (%)	Amount (%)
Oxygen	0.29	19
Nitrogen	0.29	78
Carbon Monoxide	0.14	Not Detected
Methane	0.00029	0.000079 J
Carbon Dioxide	0.029	2.8
Ethane	0.0029	0.00010 J
Ethene	0.0029	Not Detected
Helium	0.14	0.071 J

J = Estimated value.

Container Type: 1 Liter Summa Canister

eurofins | Air Toxics

Client Sample ID: VMP-11-38-013013

Lab ID#: 1301567B-13A

NATURAL GAS ANALYSIS BY MODIFIED ASTM D-1946

File Name:	**9020722**	**Date of Collection:**	**1/30/13 12:30:00 PM**
Dil. Factor:	**2.76**	**Date of Analysis:**	**2/7/13 08:43 PM**

Compound	Rpt. Limit (%)	Amount (%)
Oxygen	0.28	14
Nitrogen	0.28	78
Carbon Monoxide	0.14	Not Detected
Methane	0.00028	0.0011
Carbon Dioxide	0.028	8.2
Ethane	0.0028	0.000083 J
Ethene	0.0028	Not Detected
Helium	0.14	0.060 J

J = Estimated value.

Container Type: 1 Liter Summa Canister

eurofins | Air Toxics

Client Sample ID: VMP-13-5-012913

Lab ID#: 1301567B-14A

NATURAL GAS ANALYSIS BY MODIFIED ASTM D-1946

File Name:	**9020723**	**Date of Collection:**	**1/29/13 3:27:00 PM**
Dil. Factor:	**3.11**	**Date of Analysis:**	**2/7/13 09:05 PM**

Compound	Rpt. Limit (%)	Amount (%)
Oxygen	0.31	21
Nitrogen	0.31	79
Carbon Monoxide	0.16	Not Detected
Methane	0.00031	0.000061 J
Carbon Dioxide	0.031	0.24
Ethane	0.0031	Not Detected
Ethene	0.0031	Not Detected
Helium	0.16	0.091 J

J = Estimated value.

Container Type: 1 Liter Summa Canister

eurofins | Air Toxics

Client Sample ID: VMP-41-10-012913

Lab ID#: 1301567B-15A

NATURAL GAS ANALYSIS BY MODIFIED ASTM D-1946

File Name:	**9020724**	**Date of Collection:**	**1/29/13 9:29:00 AM**
Dil. Factor:	**2.96**	**Date of Analysis:**	**2/7/13 09:26 PM**

Compound	Rpt. Limit (%)	Amount (%)
Oxygen	0.30	21
Nitrogen	0.30	78
Carbon Monoxide	0.15	Not Detected
Methane	0.00030	0.000038 J
Carbon Dioxide	0.030	0.41
Ethane	0.0030	Not Detected
Ethene	0.0030	Not Detected
Helium	0.15	Not Detected

J = Estimated value.

Container Type: 1 Liter Summa Canister

eurofins | Air Toxics

Client Sample ID: VMP-41-20-012913

Lab ID#: 1301567B-16A

NATURAL GAS ANALYSIS BY MODIFIED ASTM D-1946

File Name:	**9020725**	**Date of Collection:**	**1/29/13 10:21:00 AM**
Dil. Factor:	**3.03**	**Date of Analysis:**	**2/7/13 09:48 PM**

Compound	Rpt. Limit (%)	Amount (%)
Oxygen	0.30	20
Nitrogen	0.30	79
Carbon Monoxide	0.15	Not Detected
Methane	0.00030	0.000032 J
Carbon Dioxide	0.030	0.88
Ethane	0.0030	Not Detected
Ethene	0.0030	Not Detected
Helium	0.15	Not Detected

J = Estimated value.

Container Type: 1 Liter Summa Canister

eurofins | Air Toxics

Client Sample ID: VMP-41-30-012913

Lab ID#: 1301567B-17A

NATURAL GAS ANALYSIS BY MODIFIED ASTM D-1946

File Name:	**9020727**	**Date of Collection:**	**1/29/13 11:14:00 AM**
Dil. Factor:	**5.70**	**Date of Analysis:**	**2/7/13 10:38 PM**

Compound	Rpt. Limit (%)	Amount (%)
Oxygen	0.57	22
Nitrogen	0.57	76
Carbon Monoxide	0.28	Not Detected
Methane	0.00057	Not Detected
Carbon Dioxide	0.057	1.9
Ethane	0.0057	Not Detected
Ethene	0.0057	Not Detected
Helium	0.28	Not Detected

Container Type: 1 Liter Summa Canister

eurofins | Air Toxics

Client Sample ID: Lab Blank

Lab ID#: 1301567B-18A

NATURAL GAS ANALYSIS BY MODIFIED ASTM D-1946

File Name:	**9020708a**	**Date of Collection: NA**	
Dil. Factor:	**1.00**	**Date of Analysis: 2/7/13 12:17 PM**	

Compound	Rpt. Limit (%)	Amount (%)
Oxygen	0.10	Not Detected
Nitrogen	0.10	0.089 J
Carbon Monoxide	0.050	Not Detected
Methane	0.00010	Not Detected
Carbon Dioxide	0.010	Not Detected
Ethane	0.0010	Not Detected
Ethene	0.0010	Not Detected

J = Estimated value.

Container Type: NA - Not Applicable

eurofins | Air Toxics

Client Sample ID: Lab Blank

Lab ID#: 1301567B-18B

NATURAL GAS ANALYSIS BY MODIFIED ASTM D-1946

File Name:	**9020707b**	**Date of Collection: NA**	
Dil. Factor:	**1.00**	**Date of Analysis: 2/7/13 11:55 AM**	

Compound	Rpt. Limit (%)	Amount (%)
Helium	0.050	Not Detected

Container Type: NA - Not Applicable

eurofins | Air Toxics

Client Sample ID: LCS

Lab ID#: 1301567B-19A

NATURAL GAS ANALYSIS BY MODIFIED ASTM D-1946

File Name:	**9020706**	**Date of Collection: NA**	
Dil. Factor:	**1.00**	**Date of Analysis: 2/7/13 11:23 AM**	

Compound	%Recovery
Oxygen	99
Nitrogen	100
Carbon Monoxide	97
Methane	98
Carbon Dioxide	101
Ethane	100
Ethene	97
Helium	100

Container Type: NA - Not Applicable

eurofins | Air Toxics

Client Sample ID: LCSD

Lab ID#: 1301567B-19AA

NATURAL GAS ANALYSIS BY MODIFIED ASTM D-1946

File Name:	**9020733**	**Date of Collection: NA**	
Dil. Factor:	**1.00**	**Date of Analysis: 2/8/13 09:02 AM**	

Compound	%Recovery
Oxygen	98
Nitrogen	100
Carbon Monoxide	103
Methane	99
Carbon Dioxide	100
Ethane	100
Ethene	98
Helium	100

Container Type: NA - Not Applicable

Shell Oil Products Chain Of Custody Record

URS

Air Toxics LTD.
Project Name: Roxana Soil Vapor
Project # 21562850.04001

Lab Vendor #

Please Check Appropriate Box:
- [x] ENV. SERVICES
- [ ] MOTIVA RETAIL
- [ ] SHELL RETAIL
- [ ] MOTIVA SORCH
- [ ] CONSULTANT
- [ ] LUBES
- [ ] SHELL PIPELINE
- [ ] OTHER

Print Bill To Contact Name: Robert Mooshegian

INCIDENT # (ENV SERVICES): 9 7 2 1 6 6 4 0

PO #:

SAP #: 3 4 0 0 8 1

- [ ] CHECK IF NO INCIDENT # APPLIES

DATE: 01/30/13

PAGE: 1 of 2

SAMPLING COMPANY: URS CORPORATION

LOG CODE:

SITE ADDRESS: Street and City: 900 SOUTH CENTRAL AVE -- ROXANA

State: IL

MODEL ID NO.:

ADDRESS: 1001 HIGHLANDS PLAZA DRIVE WEST - SUITE 300; ST LOUIS, MO 63110

LOP DELIVERABLE TO Name, Company, Client Location: Elizabeth Kunkel, URS, St. Louis

PHONE NO.: 314-743-4179

E-MAIL: Elizabeth_Kunkel@URSCorp.com

CONSULTANT PROJECT NAME: Roxana Soil Vapor

Laboratory Address: Air Toxics, LTD 180 Blue Ravine Road, Suite B, Folsom, CA 95630-4719

TELEPHONE:

FAX: 314-429-0462

RS In Charge Name: Robert.Mooshegian@urs.com

A. Day, C. Williams, C. Kretzer, D. Mattingly, L. Rathnow, S. Jansen

TURNAROUND TIME (CALENDAR DAYS):
- [x] STANDARD (14 DAY)
- [ ] 5 DAYS
- [ ] 3 DAYS
- [ ] 2 DAYS
- [ ] 24 HOURS
- [ ] RESULTS NEEDED ON WEEKEND

- [ ] LA - RWQCB REPORT FORMAT
- [x] UST AGENCY:

DELIVERABLES:
- [ ] LEVEL 1
- [ ] LEVEL 2
- [ ] LEVEL 3
- [x] LEVEL 4
- [ ] OTHER (SPECIFY)

- [x] SHELL CONTRACT RATE APPLIES
- [ ] STATE REIMBURSEMENT RATE APPLIES
- [ ] DOD NOT NEEDED
- [x] RECEIPT VERIFICATION REQUESTED

REQUESTED ANALYSIS

Turn Around Time:
- [x] Normal
- [ ] Rush
- Specify

Lab Use Only
Pressurized by:
Date:
Pressurization Gas: N_2 He

Lab Use Only	Field Sample Identification	Sampling Date	Sampling Time	Canister Number	Canister Pressure/Vacuum Initial	Final	Receipt	Final (psi)	Modified TO-15 + Butane & Isopentane	ASTM D-1946 + Helium
01A	VMP-9-5-012513	01/25/13	1403-1434	34611	-30	-10.5			X	X
02A	VMP-9-11.5-012513	01/25/13	1452-1522	9461	-30	-4.5			X	X
03A	VMP-9-11.5-012513-DUP	01/25/13	1462-1522	1006	-30	7.5			X	X
04A	VMP-9-25.5-013013	01/30/13	1000-1030	2117	-28.5	-9.5			X	X
05A	VMP-9-38.5-013013	01/30/13	1045-1115	34095	-30	-10.5			X	X
06A	VMP-10-5-012913	01/29/13	915-946	37702	-29.5	-8.5			X	X
07A	VMP-10-5-012913-DUP	01/29/13	915-946	1748	-29.5	-10.5			X	X
08A	VMP-10-20-012913	01/29/13	1113-1142	9446	-29	-7.5			X	X
09A	VMP-10-30-012913	01/29/13	1342-1412	37789	-29.5	-10			X	X
				1/30/13					X	X

ADDITIONAL NOTES:
- 14 day hold time
- Report results between MDL and RL
- Level IV ECVP

Relinquished by: (Signature)	Received by: (Signature)	Date	Time
[signature]	FEDEX	1/30/13	1800
	[signature] 1/31/13 0945		

Custody Seal Intact?
Y N None Temp

1301567

Shell Oil Products Chain Of Custody Record

URS

Air Toxics LTD.
Project Name: Roxana Soil Vapor
Project # 21562850.04001
Lab Vendor #

Please Check Appropriate Box:
☑ ENV. SERVICES ☐ MOTIVA RETAIL ☐ SHELL RETAIL
☐ MOTIVA SD&CH ☐ CONSULTANT ☐ UBRS
☐ SHELL PIPELINE ☐ OTHER

Print Bill To Contact Name: Robert Moosheger

INCIDENT # (ENV SERVICES): 9 7 2 1 5 6 4 0
☐ CHECK IF NO INCIDENT # APPLIES
DATE: 01/30/13
PAGE 2 of 2

PO #:
SAP #: 3 4 0 0 6 1

SAMPLING COMPANY: URS CORPORATION
LOG CODE:
SITE ADDRESS: Street and City: 900 SOUTH CENTRAL AVE – ROXANA
State: IL
GLOBAL ID NO.:
ADDRESS: 1001 HIGHLANDS PLAZA DRIVE WEST - SUITE 300; ST. LOUIS, MO 63110
COP DELIVERABLE TO (Name, Company, Office Location): Elizabeth Kunkel, URS, St. Louis
PHONE NO.: 314-743-4179
E-MAIL: Elizabeth.Kunkel@URSCorp.com
CONSULTANT PROJECT MANAGER: Roxana Soil Vapor
Attorney Address: Air Toxics, LTD 180 Blue Ravine Road, Suite B, Folsom, CA 95630-4719
TELEPHONE:
FAX: 314-429-0462
Bill To (Invoice) E-MAIL: Robert.Moosheger@urs.com
A. Day, C. Williams, C Kretzer, D. Mattingly L. Rathnow, S. Jansen

TURNAROUND TIME (CALENDAR DAYS):
☑ STANDARD (14 DAY) ☐ 5 DAYS ☐ 3 DAYS ☐ 2 DAYS ☐ 24 HOURS ☐ RESULTS NEEDED ON WEEKEND

REQUESTED ANALYSIS

☐ LA - RWQCB REPORT FORMAT ☑ UST AGENCY:
DELIVERABLES: ☐ LEVEL 1 ☐ LEVEL 2 ☐ LEVEL 3 ☑ LEVEL 4 ☐ OTHER (SPECIFY)

☑ SHELL CONTRACT RATE APPLIES
☐ STATE REIMBURSEMENT RATE APPLIES
☐ EDD NOT NEEDED
☑ RECEIPT VERIFICATION REQUESTED

CAS (LAB USE ONLY)	Field Sample Identification	SAMPLING DATE	SAMPLING TIME	Canister Number	Canister Pressure/Vacuum Initial	Final	Receipt	Final (psi)	Modified TO-15 + Butane & Isopentane	ASTM D-1946 + Helium					
	VMP-11-5-012913	01/29/13	1315-1345	37364	-29	-9			X	X					
	VMP-11-8-012913	01/29/13	1402-1432	2170	-29	-9.5			X	X					
	VMP-11-25-012913	01/29/13	1442-1512	3042	-28.5	-8.5			X	X					
	VMP-11-38-013013	01/30/13	1200-1230	90660	-30	-10			X	X					
	VMP-13-5-012913	01/29/13	1457-1527	34069	-28.5	-10			X	X					
	VMP-41-10-012913	01/29/13	850-920	53409	-28.5	-9.5			X	X					
	VMP-41-20-012913	01/29/13	951-1021	35415	29	10			X	X					
	VMP-41-30-012913	01/29/13	1044-1114	34088	-28.5	-8.5			X	X					
		1/30/13							X	X					
									X	X					

Turn Around Time: ☑ Normal ☐ Rush
Specify

Lab Use Only
Pressurized by:
Date:
Pressurization Gas: N_2 He

ADDITIONAL NOTES:
- 14 day hold time
- Report results between MDL and RL
- Level IV ECVP

Relinquished by: (Signature)
Received by: (Signature) FEDEX
Date: 1/30/13 Time: 1800

Relinquished by: (Signature)
Received by: (Signature) 1/31/13 0945
Date: Time:

Relinquished by: (Signature)
Received by: (Signature)
Date: Time:

05/2004 Revision

Custody Seal Intact?
Y N None Temp N/A
FEDEX

130/567

Roxana Soil Vapor Quarterly – 1st Quarter 2013 Data Review

Laboratory SDG: 1302070A,B

Data Reviewer: Alan Fleisher

Peer Reviewer: Elizabeth Kunkel

Date Reviewed: 3/20/2013

Guidance: USEPA National Functional Guidelines for Superfund Organic Methods Data Review 2008

Sample Identification	Sample Identification
VMP-2-5-013113	VMP-2-22-013113
VMP-10-10-012913	VMP-13-10-013013
VMP-13-21.5-013013	VMP-14-5-013113
VMP-14-11.5-013113	VMP-17-5-013113
VMP-17-5-013113-Dup	VMP-19-5-013113
VMP-42-10-013113	VMP-42-20-013113
VMP-42-30-013113	VMP-45-10-013013
VMP-45-20-013013	VMP-45-30-013013
VMP-49-5-020113	VMP-49-10-020113
VMP-49-20-020113	VMP-50-5-020113

1.0 Data Package Completeness

Were all items delivered as specified in the QAPP and COC as appropriate?

Yes

2.0 Laboratory Case Narrative \ Cooler Receipt Form

Were problems noted in the laboratory case narrative or cooler receipt form?

Yes, the laboratory case narrative indicated sample VMP-45-30-013013 was diluted due to high levels of target analytes. Samples VMP-17-5-013113 and VMP-17-5-013113-Dup were diluted due to high levels of non-target analytes. Although not indicated in the laboratory case narrative, analytes were detected in the method blank. These issues are addressed further in the appropriate sections below.

No issues or discrepancies were noted in the cooler receipt form.

3.0 Holding Times

Were samples extracted/analyzed within applicable limits?

Yes

4.0 Blank Contamination

Were any analytes detected in the Blanks?

Yes

Blank ID	Parameter	Analyte	Concentration/ Amount
1302070A-21A	TO-15	Carbon disulfide	0.35 ppbv / 1.1 µg/m^3
1302070A-21A	TO-15	Methylene chloride	0.096 ppbv / 0.33 µg/m^3
1302070A-21A	TO-15	Toluene	0.085 ppbv / 0.32 µg/m^3
1302070A-21A	TO-15	trans-1,3-Dichloroethene	0.13 ppbv / 0.61 µg/m^3
1302070A-21A	TO-15	Tetrachloroethene	0.13 ppbv / 0.87 µg/m^3
1302070A-21A	TO-15	1,2-Dibromoethane (EDB)	0.15 ppbv / 1.2 µg/m^3
1302070A-21A	TO-15	Chlorobenzene	0.17 ppbv / 0.79 µg/m^3
1302070A-21A	TO-15	Ethyl benzene	0.13 ppbv / 0.55 µg/m^3
1302070A-21A	TO-15	m,p-Xylene	0.18 ppbv / 0.79 µg/m^3
1302070A-21A	TO-15	o-Xylene	0.18 ppbv / 0.64 µg/m^3
1302070A-21A	TO-15	Styrene	0.14 ppbv / 0.60 µg/m^3
1302070A-21A	TO-15	Bromoform	0.18 ppbv / 1.9 µg/m^3
1302070A-21A	TO-15	Cumene	0.14 ppbv / 0.71 µg/m^3
1302070A-21A	TO-15	1,1,2,2-Tetrachloroethane	0.24 ppbv / 1.7 µg/m^3
1302070A-21A	TO-15	Propylbenzene	0.23 ppbv / 1.1 µg/m^3
1302070A-21A	TO-15	4-Ethyltoluene	0.20 ppbv / 0.99 µg/m^3
1302070A-21A	TO-15	1,3,5-Trimethylbenzene	0.23 ppbv / 1.1 µg/m^3
1302070A-21A	TO-15	1,2,4-Trimethylbenzene	0.20 ppbv / 0.97 µg/m^3
1302070A-21A	TO-15	1,3-Dichlorobenzene	0.38 ppbv / 2.3 µg/m^3
1302070A-21A	TO-15	1,4-Dichlorobenzene	0.40 ppbv / 2.4 µg/m^3
1302070A-21A	TO-15	alpha-Chlorotoluene	0.27 ppbv / 1.4 µg/m^3
1302070A-21A	TO-15	1,2-Dichlorobenzene	0.39 ppbv / 2.4 µg/m^3
1302070A-21A	TO-15	1,2,4-Trichlorobenzene	1.2 ppbv / 9.0 µg/m^3
1302070A-21A	TO-15	Hexachlorobutadiene	0.70 ppbv / 7.5 µg/m^3
1302070B-21A	Natural gases	Nitrogen	0.055%

Qualifications due to blank contamination are included in the table below. Analytical data that were reported non-detect or at concentrations greater than five times (5X) the associated blank concentration did not require qualification.

Sample ID	Parameter	Analyte	New Reporting Limit (RL)	Qualification
VMP-2-5-013113	TO-15	Carbon disulfide	-	**U**
VMP-2-5-013113	TO-15	Toluene	-	**U**
VMP-2-5-013113	TO-15	Tetrachloroethene	-	**U**
VMP-2-5-013113	TO-15	Propylbenzene	-	**U**
VMP-2-5-013113	TO-15	4-Ethyltoluene	-	**U**
VMP-2-5-013113	TO-15	1,3,5-Trimethylbenzene	-	**U**
VMP-2-5-013113	TO-15	1,2,4-Trimethylbenzene	-	**U**
VMP-2-22-013113	TO-15	Tetrachloroethene	-	**U**
VMP-2-22-013113	TO-15	4-Ethyltoluene	-	**U**
VMP-10-10-012913	TO-15	Carbon disulfide	-	**U**
VMP-10-10-012913	TO-15	Toluene	-	**U**

Sample ID	Parameter	Analyte	New Reporting Limit (RL)	Qualification
VMP-10-10-012913	TO-15	Tetrachloroethene	-	**U**
VMP-10-10-012913	TO-15	1,3-Dichlorobenzene	-	**U**
VMP-10-10-012913	TO-15	1,2,4-Trichlorobenzene	-	**U**
VMP-13-10.5-013013	TO-15	Carbon disulfide	-	**U**
VMP-13-10.5-013013	TO-15	Toluene	-	**U**
VMP-13-10.5-013013	TO-15	Tetrachloroethene	-	**U**
VMP-13-10.5-013013	TO-15	4-Ethyltoluene	-	**U**
VMP-13-10.5-013013	TO-15	1,2,4-Trichlorobenzene	-	**U**
VMP-13-21.5-013013	TO-15	Methylene chloride	-	**U**
VMP-13-21.5-013013	TO-15	Toluene	-	**U**
VMP-13-21.5-013013	TO-15	Tetrachloroethene	-	**U**
VMP-13-21.5-013013	TO-15	4-Ethyltoluene	-	**U**
VMP-13-21.5-013013	TO-15	1,3-Dichlorobenzene	-	**U**
VMP-13-21.5-013013	TO-15	1,4-Dichlorobenzene	-	**U**
VMP-13-21.5-013013	TO-15	1,2,4-Trichlorobenzene	-	**U**
VMP-14-5-013113	TO-15	Carbon disulfide	-	**U**
VMP-14-5-013113	TO-15	Methylene chloride	-	**U**
VMP-14-5-013113	TO-15	Toluene	-	**U**
VMP-14-5-013113	TO-15	Tetrachloroethene	-	**U**
VMP-14-5-013113	TO-15	Cumene	-	**U**
VMP-14-5-013113	TO-15	Propylbenzene	-	**U**
VMP-14-5-013113	TO-15	1,3-Dichlorobenzene	-	**U**
VMP-14-5-013113	TO-15	1,4-Dichlorobenzene	-	**U**
VMP-14-5-013113	TO-15	1,2,4-Trichlorobenzene	-	**U**
VMP-14-11.5-013113	TO-15	Carbon disulfide	-	**U**
VMP-14-11.5-013113	TO-15	Toluene	-	**U**
VMP-14-11.5-013113	TO-15	Tetrachloroethene	-	**U**
VMP-14-11.5-013113	TO-15	Chlorobenzene	-	**U**
VMP-14-11.5-013113	TO-15	Propylbenzene	-	**U**
VMP-14-11.5-013113	TO-15	4-Ethyltoluene	-	**U**
VMP-14-11.5-013113	TO-15	1,3-Dichlorobenzene	-	**U**
VMP-14-11.5-013113	TO-15	1,4-Dichlorobenzene	-	**U**
VMP-14-11.5-013113	TO-15	alpha-Chlorotoluene	-	**U**
VMP-14-11.5-013113	TO-15	1,2-Dichlorobenzene	-	**U**
VMP-17-5-013113	TO-15	1,2,4-Trichlorobenzene	-	**U**
VMP-17-5-013113-Dup	TO-15	Toluene	-	**U**
VMP-17-5-013113-Dup	TO-15	Propylbenzene	-	**U**
VMP-19-5-013113	TO-15	Carbon disulfide	-	**U**
VMP-19-5-013113	TO-15	Methylene chloride	-	**U**
VMP-19-5-013113	TO-15	1,2,4-Trichlorobenzene	-	**U**
VMP-42-10-013113	TO-15	Carbon disulfide	-	**U**
VMP-42-10-013113	TO-15	4-Ethyltoluene	-	**U**
VMP-42-10-013113	TO-15	1,2,4-Trimethylbenzene	-	**U**

Sample ID	Parameter	Analyte	New Reporting Limit (RL)	Qualification
VMP-42-20-013113	TO-15	Carbon disulfide	-	**U**
VMP-42-20-013113	TO-15	Toluene	-	**U**
VMP-42-20-013113	TO-15	Tetrachloroethene	-	**U**
VMP-42-20-013113	TO-15	4-Ethyltoluene	-	**U**
VMP-42-30-013113	TO-15	Toluene	-	**U**
VMP-45-10-013113	TO-15	Carbon disulfide	-	**U**
VMP-45-10-013113	TO-15	Toluene	-	**U**
VMP-45-20-013113	TO-15	Carbon disulfide	-	**U**
VMP-45-20-013113	TO-15	Toluene	-	**U**
VMP-45-30-013113	TO-15	Carbon disulfide	-	**U**
VMP-45-30-013113	TO-15	Toluene	-	**U**
VMP-49-5-020113	TO-15	Carbon disulfide	-	**U**
VMP-49-5-020113	TO-15	Toluene	-	**U**
VMP-49-5-020113	TO-15	Tetrachloroethene	-	**U**
VMP-49-5-020113	TO-15	1,2,4-Trimethylbenzene	-	**U**
VMP-49-10-020113	TO-15	Carbon disulfide	-	**U**
VMP-49-10-020113	TO-15	Methylene chloride	-	**U**
VMP-49-10-020113	TO-15	Toluene	-	**U**
VMP-49-10-020113	TO-15	Tetrachloroethene	-	**U**
VMP-49-10-020113	TO-15	Ethyl benzene	-	**U**
VMP-49-10-020113	TO-15	m,p-Xylene	-	**U**
VMP-49-10-020113	TO-15	Cumene	-	**U**
VMP-49-10-020113	TO-15	Propylbenzene	-	**U**
VMP-49-10-020113	TO-15	4-Ethylbenzene	-	**U**
VMP-49-10-020113	TO-15	1,3,5-Trimethylbenzene	-	**U**
VMP-49-10-020113	TO-15	1,2,4-Trichlorobenzene	-	**U**
VMP-49-20-020113	TO-15	Carbon disulfide	-	**U**
VMP-49-20-020113	TO-15	Methylene chloride	-	**U**
VMP-49-20-020113	TO-15	Toluene	-	**U**
VMP-49-20-020113	TO-15	Tetrachloroethene	-	**U**
VMP-50-5-020113	TO-15	Carbon disulfide	-	**U**
VMP-50-5-020113	TO-15	Methylene chloride	-	**U**
VMP-50-5-020113	TO-15	Toluene	-	**U**
VMP-50-5-020113	TO-15	Tetrachloroethene	-	**U**
VMP-50-5-020113	TO-15	4-Ethyltoluene	-	**U**
VMP-50-5-020113	TO-15	1,3-Dichlorobenzene	-	**U**
VMP-50-5-020113	TO-15	1,4-Dichlorobenzene	-	**U**
VMP-50-5-020113	TO-15	1,2,4-Trichlorobenzene	-	**U**

5.0 Laboratory Control Sample

Were LCS recoveries within evaluation criteria?

Yes

6.0 Surrogate Recoveries

Were surrogate recoveries within evaluation criteria?

Yes

7.0 Matrix Spike and Matrix Spike Duplicate Recoveries

Were MS/MSD samples analyzed as part of this SDG?

MS/MSD samples are not applicable for vapor samples, due to the inability to spike the samples.

8.0 Laboratory Duplicate Results

Were laboratory duplicate samples collected as part of this SDG?

No

9.0 Field Duplicate Results

Were field duplicate samples collected as part of this SDG?

Yes

Field ID	Field Duplicate ID
VMP-17-5-013113	VMP-17-5-013113-Dup

Were field duplicate sample RPDs within evaluation criteria?

Yes

10.0 Sample Dilutions

For samples that were diluted and nondetect, were undiluted results also reported?

Not applicable; analytes were detected in samples that were diluted.

11.0 Additional Qualifications

Were additional qualifications applied?

No

eurofins | Air Toxics

2/19/2013
Ms. Elizabeth Kunkel
URS Corporation
1001 Highlands Plaza Dr. West
Suite 300
St. Louis MO 63110

Project Name: Roxana Soil Vapor
Project #: 21562850.04001
Workorder #: 1302070A

Dear Ms. Elizabeth Kunkel

The following report includes the data for the above referenced project for sample(s) received on 2/4/2013 at Air Toxics Ltd.

The data and associated QC analyzed by Modified TO-15 are compliant with the project requirements or laboratory criteria with the exception of the deviations noted in the attached case narrative.

Thank you for choosing Air Toxics Ltd. for your air analysis needs. Air Toxics Ltd. is committed to providing accurate data of the highest quality. Please feel free to contact the Project Manager: Kelly Buettner at 916-985-1000 if you have any questions regarding the data in this report.

Regards,

Kelly Buettner

Project Manager

REVIEWED
ON
3/20/13

eurofins | Air Toxics

WORK ORDER #: 1302070A

Work Order Summary

CLIENT:	Ms. Elizabeth Kunkel URS Corporation 1001 Highlands Plaza Dr. West Suite 300 St. Louis, MO 63110	**BILL TO:**	Accounts Payable Austin URS Corporation P.O. BOX 203970 Austin, TX 78720-1088
PHONE:	314-743-4179	**P.O. #**	21562735.00013
FAX:		**PROJECT #**	21562850.04001 Roxana Soil Vapor
DATE RECEIVED:	02/04/2013	**CONTACT:**	Kelly Buettner
DATE COMPLETED:	02/19/2013		

FRACTION #	NAME	TEST	RECEIPT VAC./PRES.	FINAL PRESSURE
01A	VMP-2-5-013113	Modified TO-15	8.0 "Hg	15 psi
02A	VMP-2-22-013113	Modified TO-15	7.5 "Hg	15 psi
03A	VMP-10-10-012913	Modified TO-15	6.0 "Hg	15 psi
04A	VMP-13-10.5-013013	Modified TO-15	6.0 "Hg	15 psi
05A	VMP-13-21.5-013013	Modified TO-15	9.5 "Hg	15 psi
06A	VMP-14-5-013113	Modified TO-15	7.5 "Hg	15 psi
07A	VMP-14-11.5-013113	Modified TO-15	6.5 "Hg	15 psi
08A	VMP-17-5-013113	Modified TO-15	7.0 "Hg	15 psi
09A	VMP-17-5-013113-DUP	Modified TO-15	7.0 "Hg	15 psi
10A	VMP-19-5-013113	Modified TO-15	6.5 "Hg	15 psi
11A	VMP-42-10-013113	Modified TO-15	8.5 "Hg	15 psi
12A	VMP-42-20-013113	Modified TO-15	6.5 "Hg	15 psi
13A	VMP-42-30-013113	Modified TO-15	8.0 "Hg	15 psi
14A	VMP-45-10-013013	Modified TO-15	6.0 "Hg	15 psi
15A	VMP-45-20-013013	Modified TO-15	7.0 "Hg	15 psi
16A	VMP-45-30-013013	Modified TO-15	5.0 "Hg	15 psi
17A	VMP-49-5-020113	Modified TO-15	7.5 "Hg	15 psi
18A	VMP-49-10-020113	Modified TO-15	7.0 "Hg	15 psi
19A	VMP-49-20-020113	Modified TO-15	6.5 "Hg	15 psi
20A	VMP-50-5-020113	Modified TO-15	6.0 "Hg	15 psi
21A	Lab Blank	Modified TO-15	NA	NA
22A	CCV	Modified TO-15	NA	NA
23A	LCS	Modified TO-15	NA	NA

Continued on next page

eurofins | Air Toxics

WORK ORDER #: 1302070A

Work Order Summary

CLIENT:	Ms. Elizabeth Kunkel URS Corporation 1001 Highlands Plaza Dr. West Suite 300 St. Louis, MO 63110	**BILL TO:**	Accounts Payable Austin URS Corporation P.O. BOX 203970 Austin, TX 78720-1088
PHONE:	314-743-4179	**P.O. #**	21562735.00013
FAX:		**PROJECT #**	21562850.04001 Roxana Soil Vapor
DATE RECEIVED:	02/04/2013	**CONTACT:**	Kelly Buettner
DATE COMPLETED:	02/19/2013		

FRACTION #	NAME	TEST	RECEIPT VAC./PRES.	FINAL PRESSURE
23AA	LCSD	Modified TO-15	NA	NA

CERTIFIED BY: Heidi Hayes

Technical Director

DATE: 02/19/13

Certfication numbers: AZ Licensure AZ0775, CA NELAP - 12282CA, NY NELAP - 11291,
TX NELAP - T104704434-12-5, UT NELAP CA009332012-3, WA NELAP - C935
Name of Accrediting Agency: NELAP/ORELAP (Oregon Environmental Laboratory Accreditation Program)
Accreditation number: CA300005, Effective date: 10/18/2011, Expiration date: 10/17/2012.
Eurofins Air Toxics Ltd. certifies that the test results contained in this report meet all requirements of the NELAC standards

This report shall not be reproduced, except in full, without the written approval of Eurofins Air Toxics, Inc.

180 BLUE RAVINE ROAD, SUITE B FOLSOM, CA - 9563
(916) 985-1000 . (800) 985-5955 . FAX (916) 985-1020

LABORATORY NARRATIVE
EPA Method TO-15
URS Corporation
Workorder# 1302070A

Twenty 1 Liter Summa Canister samples were received on February 05, 2013. The laboratory performed analysis via EPA Method TO-15 using GC/MS in the full scan mode.

This workorder was independently validated prior to submittal using 'USEPA National Functional Guidelines' as generally applied to the analysis of volatile organic compounds in air. A rules-based, logic driven, independent validation engine was employed to assess completeness, evaluate pass/fail of relevant project quality control requirements and verification of all quantified amounts.

Receiving Notes

There were no receiving discrepancies.

Analytical Notes

As per client project requirements, the laboratory has reported estimated values for target compound hits that are below the Reporting Limit but greater than the Method Detection Limit. Concentrations that are below the level at which the canister was certified may be false positives.

Dilution was performed on sample VMP-45-30-013013 due to the presence of high level target species.

Dilution was performed on samples VMP-17-5-013113 and VMP-17-5-013113-DUP due to the presence of high level non-target species.

Definition of Data Qualifying Flags

Eight qualifiers may have been used on the data analysis sheets and indicates as follows:

B - Compound present in laboratory blank greater than reporting limit (background subtraction not performed).
J - Estimated value.
E - Exceeds instrument calibration range.
S - Saturated peak.
Q - Exceeds quality control limits.
U - Compound analyzed for but not detected above the reporting limit.
UJ- Non-detected compound associated with low bias in the CCV and/or LCS.
N - The identification is based on presumptive evidence.

File extensions may have been used on the data analysis sheets and indicates as follows:
a-File was requantified
b-File was quantified by a second column and detector
r1-File was requantified for the purpose of reissue

eurofins | Air Toxics

Summary of Detected Compounds
EPA METHOD TO-15 GC/MS FULL SCAN

Client Sample ID: VMP-2-5-013113

Lab ID#: 1302070A-01A

Compound	Rpt. Limit (ppbv)	Amount (ppbv)	Rpt. Limit (ug/m3)	Amount (ug/m3)
Freon 12	1.4	0.43 J	6.8	2.1 J
Freon 11	1.4	0.26 J	7.8	1.4 J
Ethanol	5.5	2.1 J	10	4.0 J
Acetone	14	5.6 J	33	13 J
2-Propanol	5.5	16	14	39
Carbon Disulfide	5.5	~~0.69 J~~	17	~~2.2 J~~
Hexane	1.4	0.26 J	4.9	0.93 J
2,2,4-Trimethylpentane	1.4	5.6	6.4	26
Benzene	1.4	0.82 J	4.4	2.6 J
4-Methyl-2-pentanone	1.4	0.49 J	5.6	2.0 J
Toluene	1.4	~~0.17 J~~	5.2	~~0.64 J~~
Tetrachloroethene	1.4	~~0.26 J~~	9.4	~~1.8 J~~
Propylbenzene	1.4	~~0.20 J~~	6.8	~~0.99 J~~
4-Ethyltoluene	1.4	~~0.24 J~~	6.8	~~1.2 J~~
1,3,5-Trimethylbenzene	1.4	~~0.25 J~~	6.8	~~1.2 J~~
1,2,4-Trimethylbenzene	1.4	~~0.80 J~~	6.8	~~3.9 J~~
Butane	5.5	9.9	13	23
Isopentane	5.5	1.5 J	16	4.4 J

Client Sample ID: VMP-2-22-013113

Lab ID#: 1302070A-02A

Compound	Rpt. Limit (ppbv)	Amount (ppbv)	Rpt. Limit (ug/m3)	Amount (ug/m3)
Freon 12	1.3	0.50 J	6.6	2.5 J
Freon 11	1.3	0.18 J	7.6	1.0 J
Ethanol	5.4	2.2 J	10	4.2 J
Acetone	13	4.4 J	32	10 J
2-Propanol	5.4	2.3 J	13	5.7 J
Carbon Disulfide	5.4	~~0.64 J~~	17	~~2.0 J~~
Hexane	1.3	0.25 J	4.7	0.88 J
2,2,4-Trimethylpentane	1.3	0.55 J	6.3	2.6 J
Benzene	1.3	0.56 J	4.3	1.8 J
Tetrachloroethene	1.3	0.73 J	9.1	4.9 J

eurofins | Air Toxics

Summary of Detected Compounds
EPA METHOD TO-15 GC/MS FULL SCAN

Client Sample ID: VMP-2-22-013113

Lab ID#: 1302070A-02A

4-Ethyltoluene	1.3	~~0.19 J~~	6.6	~~0.94 J~~
Butane	5.4	1.8 J	13	4.3 J
Isopentane	5.4	1.5 J	16	4.4 J

Client Sample ID: VMP-10-10-012913

Lab ID#: 1302070A-03A

Compound	Rpt. Limit (ppbv)	Amount (ppbv)	Rpt. Limit (ug/m3)	Amount (ug/m3)
Freon 12	1.3	0.50 J	6.2	2.4 J
Freon 11	1.3	0.22 J	7.1	1.2 J
Ethanol	5.0	1.8 J	9.5	3.4 J
Acetone	13	8.4 J	30	20 J
2-Propanol	5.0	6.0	12	15
Carbon Disulfide	5.0	~~0.65 J~~	16	~~2.0 J~~
Methylene Chloride	13	0.58 J	44	2.0 J
Hexane	1.3	0.40 J	4.4	1.4 J
2,2,4-Trimethylpentane	1.3	1.4	5.9	6.4
Benzene	1.3	5.6	4.0	18
4-Methyl-2-pentanone	1.3	0.27 J	5.2	1.1 J
Toluene	1.3	~~0.28 J~~	4.7	~~1.1 J~~
Tetrachloroethene	1.3	~~0.16 J~~	8.5	~~1.1 J~~
1,3-Dichlorobenzene	1.3	~~0.17 J~~	7.6	~~1.0 J~~
1,2,4-Trichlorobenzene	5.0	~~0.49 J~~	37	~~3.7 J~~
Butane	5.0	1.4 J	12	3.2 J
Isopentane	5.0	1.4 J	15	4.3 J

Client Sample ID: VMP-13-10.5-013013

Lab ID#: 1302070A-04A

Compound	Rpt. Limit (ppbv)	Amount (ppbv)	Rpt. Limit (ug/m3)	Amount (ug/m3)
Freon 12	1.3	0.45 J	6.2	2.2 J
Freon 11	1.3	0.20 J	7.1	1.1 J
Ethanol	5.0	2.5 J	9.5	4.7 J
Acetone	13	4.2 J	30	10 J

eurofins | Air Toxics

Summary of Detected Compounds
EPA METHOD TO-15 GC/MS FULL SCAN

Client Sample ID: VMP-13-10.5-013013

Lab ID#: 1302070A-04A

2-Propanol	5.0	3.9 J	12	9.6 J
Carbon Disulfide	5.0	~~0.64 J~~	16	~~2.0 J~~
Hexane	1.3	0.33 J	4.4	1.2 J
2,2,4-Trimethylpentane	1.3	0.22 J	5.9	1.0 J
Benzene	1.3	0.66 J	4.0	2.1 J
Toluene	1.3	~~0.18 J~~	4.7	~~0.67 J~~
Tetrachloroethene	1.3	~~0.16 J~~	8.5	~~1.0 J~~
4-Ethyltoluene	1.3	~~0.16 J~~	6.2	~~0.78 J~~
1,2,4-Trichlorobenzene	5.0	~~0.42 J~~	37	~~3.1 J~~
Isopentane	5.0	0.82 J	15	2.4 J

Client Sample ID: VMP-13-21.5-013013

Lab ID#: 1302070A-05A

Compound	Rpt. Limit (ppbv)	Amount (ppbv)	Rpt. Limit (ug/m3)	Amount (ug/m3)
Freon 12	1.5	0.44 J	7.3	2.2 J
Freon 11	1.5	0.18 J	8.3	1.0 J
Ethanol	5.9	2.7 J	11	5.1 J
Acetone	15	4.3 J	35	10 J
2-Propanol	5.9	6.2	14	15
Carbon Disulfide	5.9	2.5 J	18	7.8 J
Methylene Chloride	15	~~0.28 J~~	51	~~0.98 J~~
Hexane	1.5	0.32 J	5.2	1.1 J
Chloroform	1.5	17	7.2	82
2,2,4-Trimethylpentane	1.5	1.2 J	6.9	5.7 J
Benzene	1.5	2.7	4.7	8.8
4-Methyl-2-pentanone	1.5	0.39 J	6.1	1.6 J
Toluene	1.5	~~0.17 J~~	5.6	~~0.63 J~~
Tetrachloroethene	1.5	~~0.30 J~~	10	~~2.0 J~~
4-Ethyltoluene	1.5	~~0.14 J~~	7.3	~~0.68 J~~
1,3-Dichlorobenzene	1.5	~~0.26 J~~	8.9	~~1.6 J~~
1,4-Dichlorobenzene	1.5	~~0.27 J~~	8.9	~~1.6 J~~
1,2,4-Trichlorobenzene	5.9	~~0.75 J~~	44	~~5.6 J~~

eurofins | Air Toxics

Summary of Detected Compounds
EPA METHOD TO-15 GC/MS FULL SCAN

Client Sample ID: VMP-14-5-013113

Lab ID#: 1302070A-06A

Compound	Rpt. Limit (ppbv)	Amount (ppbv)	Rpt. Limit (ug/m3)	Amount (ug/m3)
Freon 12	1.3	0.49 J	6.6	2.4 J
Freon 11	1.3	0.21 J	7.6	1.2 J
Ethanol	5.4	0.96 J	10	1.8 J
Acetone	13	4.2 J	32	10 J
2-Propanol	5.4	0.91 J	13	2.2 J
Carbon Disulfide	5.4	0.69 J	17	2.2 J
Methylene Chloride	13	0.18 J	47	0.62 J
2,2,4-Trimethylpentane	1.3	0.51 J	6.3	2.4 J
Toluene	1.3	0.17 J	5.1	0.64 J
Tetrachloroethene	1.3	0.17 J	9.1	1.1 J
Cumene	1.3	0.15 J	6.6	0.76 J
Propylbenzene	1.3	0.29 J	6.6	1.4 J
1,3-Dichlorobenzene	1.3	0.18 J	8.1	1.1 J
1,4-Dichlorobenzene	1.3	0.27 J	8.1	1.6 J
1,2,4-Trichlorobenzene	5.4	1.5 J	40	11 J
Butane	5.4	1.8 J	13	4.4 J
Isopentane	5.4	0.59 J	16	1.7 J

Client Sample ID: VMP-14-11.5-013113

Lab ID#: 1302070A-07A

Compound	Rpt. Limit (ppbv)	Amount (ppbv)	Rpt. Limit (ug/m3)	Amount (ug/m3)
Freon 12	1.3	0.56 J	6.4	2.8 J
Freon 11	1.3	0.29 J	7.2	1.6 J
Ethanol	5.2	0.74 J	9.7	1.4 J
Acetone	13	3.4 J	31	8.2 J
2-Propanol	5.2	0.73 J	13	1.8 J
Carbon Disulfide	5.2	0.87 J	16	2.7 J
Hexane	1.3	0.41 J	4.5	1.4 J
Chloroform	1.3	1.9	6.3	9.4
2,2,4-Trimethylpentane	1.3	1.0 J	6.0	4.7 J
Toluene	1.3	0.24 J	4.9	0.89 J
Tetrachloroethene	1.3	0.16 J	8.8	1.1 J

eurofins | Air Toxics

Summary of Detected Compounds
EPA METHOD TO-15 GC/MS FULL SCAN

Client Sample ID: VMP-14-11.5-013113

Lab ID#: 1302070A-07A

Chlorobenzene	1.3	~~0.17 J~~	5.9	~~0.80 J~~
Propylbenzene	1.3	~~0.20 J~~	6.3	~~0.97 J~~
4-Ethyltoluene	1.3	~~0.14 J~~	6.3	~~0.67 J~~
1,3-Dichlorobenzene	1.3	~~0.40 J~~	7.8	~~2.4 J~~
1,4-Dichlorobenzene	1.3	~~0.43 J~~	7.8	~~2.6 J~~
alpha-Chlorotoluene	1.3	~~0.30 J~~	6.7	~~1.6 J~~
1,2-Dichlorobenzene	1.3	~~0.35 J~~	7.8	~~2.1 J~~
1,2,4-Trichlorobenzene	5.2	~~1.1 J~~	38	~~8.0 J~~
Isopentane	5.2	0.97 J	15	2.9 J

Client Sample ID: VMP-17-5-013113

Lab ID#: 1302070A-08A

Compound	Rpt. Limit (ppbv)	Amount (ppbv)	Rpt. Limit (ug/m3)	Amount (ug/m3)
Acetone	53	4.6 J	120	11 J
2-Propanol	21	2.6 J	52	6.5 J
Carbon Disulfide	21	2.4 J	66	7.6 J
Hexane	5.3	1.8 J	19	6.5 J
Cyclohexane	5.3	2.8 J	18	9.7 J
2,2,4-Trimethylpentane	5.3	3.8 J	25	18 J
Benzene	5.3	220	17	710
Toluene	5.3	0.75 J	20	2.8 J
Ethyl Benzene	5.3	1.1 J	23	4.7 J
m,p-Xylene	5.3	1.6 J	23	6.8 J
Cumene	5.3	2.4 J	26	12 J
Propylbenzene	5.3	1.3 J	26	6.2 J
4-Ethyltoluene	5.3	1.9 J	26	9.6 J
1,2,4-Trimethylbenzene	5.3	1.8 J	26	9.1 J
1,2,4-Trichlorobenzene	21	~~3.3 J~~	160	~~24 J~~
Isopentane	21	12 J	62	36 J

Client Sample ID: VMP-17-5-013113-DUP

Lab ID#: 1302070A-09A

eurofins | Air Toxics

Summary of Detected Compounds
EPA METHOD TO-15 GC/MS FULL SCAN

Client Sample ID: VMP-17-5-013113-DUP

Lab ID#: 1302070A-09A

Compound	Rpt. Limit (ppbv)	Amount (ppbv)	Rpt. Limit (ug/m3)	Amount (ug/m3)
Acetone	53	4.0 J	120	9.6 J
Carbon Disulfide	21	2.2 J	66	7.0 J
Hexane	5.3	4.3 J	19	15 J
Cyclohexane	5.3	4.3 J	18	15 J
2,2,4-Trimethylpentane	5.3	3.4 J	25	16 J
Benzene	5.3	330	17	1000
Heptane	5.3	1.5 J	22	6.3 J
Toluene	5.3	~~0.39 J~~	20	~~1.5 J~~
Cumene	5.3	1.4 J	26	6.8 J
Propylbenzene	5.3	~~0.70 J~~	26	~~3.5 J~~
4-Ethyltoluene	5.3	1.1 J	26	5.5 J
Butane	21	16 J	50	39 J
Isopentane	21	45	62	130

Client Sample ID: VMP-19-5-013113

Lab ID#: 1302070A-10A

Compound	Rpt. Limit (ppbv)	Amount (ppbv)	Rpt. Limit (ug/m3)	Amount (ug/m3)
Freon 12	1.3	0.46 J	6.4	2.3 J
Freon 11	1.3	0.21 J	7.2	1.2 J
Ethanol	5.2	12	9.7	22
Acetone	13	9.6 J	31	23 J
2-Propanol	5.2	34	13	83
Carbon Disulfide	5.2	~~0.66 J~~	16	~~2.1 J~~
Methylene Chloride	13	~~0.16 J~~	45	~~0.54 J~~
Hexane	1.3	5.5	4.5	19
Cyclohexane	1.3	3.6	4.4	12
2,2,4-Trimethylpentane	1.3	4.3	6.0	20
Benzene	1.3	470	4.1	1500
Heptane	1.3	2.4	5.3	9.6
Toluene	1.3	1.3	4.9	5.0
Tetrachloroethene	1.3	0.14 J	8.8	0.99 J
Ethyl Benzene	1.3	9.8	5.6	42

eurofins | Air Toxics

Summary of Detected Compounds
EPA METHOD TO-15 GC/MS FULL SCAN

Client Sample ID: VMP-19-5-013113

Lab ID#: 1302070A-10A

m,p-Xylene	1.3	25	5.6	110
o-Xylene	1.3	4.0	5.6	17
Cumene	1.3	13	6.3	63
Propylbenzene	1.3	10	6.3	49
4-Ethyltoluene	1.3	19	6.3	92
1,3,5-Trimethylbenzene	1.3	12	6.3	57
1,2,4-Trimethylbenzene	1.3	29	6.3	140
1,2,4-Trichlorobenzene	5.2	~~0.38 J~~	38	~~2.8 J~~
Butane	5.2	24	12	57
Isopentane	5.2	40	15	120

Client Sample ID: VMP-42-10-013113

Lab ID#: 1302070A-11A

Compound	Rpt. Limit (ppbv)	Amount (ppbv)	Rpt. Limit (ug/m3)	Amount (ug/m3)
Freon 12	1.4	0.50 J	7.0	2.5 J
Freon 11	1.4	0.21 J	7.9	1.2 J
Ethanol	5.6	1.2 J	11	2.2 J
Acetone	14	1.9 J	33	4.5 J
2-Propanol	5.6	0.93 J	14	2.3 J
Carbon Disulfide	5.6	~~0.62 J~~	18	~~1.9 J~~
Hexane	1.4	0.26 J	5.0	0.93 J
2,2,4-Trimethylpentane	1.4	0.43 J	6.6	2.0 J
Benzene	1.4	0.73 J	4.5	2.3 J
4-Ethyltoluene	1.4	~~0.18 J~~	6.9	~~0.89 J~~
1,2,4-Trimethylbenzene	1.4	~~0.44 J~~	6.9	~~2.1 J~~

Client Sample ID: VMP-42-20-013113

Lab ID#: 1302070A-12A

Compound	Rpt. Limit (ppbv)	Amount (ppbv)	Rpt. Limit (ug/m3)	Amount (ug/m3)
Freon 12	1.3	0.40 J	6.4	2.0 J
Freon 11	1.3	0.24 J	7.2	1.4 J
Ethanol	5.2	2.4 J	9.7	4.5 J

eurofins | Air Toxics

Summary of Detected Compounds
EPA METHOD TO-15 GC/MS FULL SCAN

Client Sample ID: VMP-42-20-013113

Lab ID#: 1302070A-12A

Acetone	13	3.1 J	31	7.3 J
2-Propanol	5.2	1.1 J	13	2.6 J
Carbon Disulfide	5.2	~~0.66 J~~	16	~~2.0 J~~
Methylene Chloride	13	1.5 J	45	5.3 J
Hexane	1.3	1.3	4.5	4.5
Chloroform	1.3	5.1	6.3	25
2,2,4-Trimethylpentane	1.3	0.23 J	6.0	1.1 J
Benzene	1.3	2.0	4.1	6.3
Heptane	1.3	0.95 J	5.3	3.9 J
Toluene	1.3	~~0.22 J~~	4.9	~~0.82 J~~
Tetrachloroethene	1.3	~~0.46 J~~	8.8	~~3.1 J~~
4-Ethyltoluene	1.3	~~0.13 J~~	6.3	~~0.66 J~~
Butane	5.2	5.0 J	12	12 J
Isopentane	5.2	1.7 J	15	5.1 J

Client Sample ID: VMP-42-30-013113

Lab ID#: 1302070A-13A

Compound	Rpt. Limit (ppbv)	Amount (ppbv)	Rpt. Limit (ug/m3)	Amount (ug/m3)
Freon 12	1.4	0.41 J	6.8	2.0 J
Freon 11	1.4	0.60 J	7.8	3.4 J
Ethanol	5.5	2.0 J	10	3.8 J
Acetone	14	2.6 J	33	6.2 J
2-Propanol	5.5	0.59 J	14	1.4 J
Carbon Disulfide	5.5	1.9 J	17	6.1 J
Hexane	1.4	0.50 J	4.9	1.8 J
Chloroform	1.4	1.6	6.7	7.9
Cyclohexane	1.4	0.65 J	4.8	2.2 J
2,2,4-Trimethylpentane	1.4	51	6.4	240
Heptane	1.4	0.32 J	5.6	1.3 J
Toluene	1.4	~~0.12 J~~	5.2	~~0.46 J~~
Butane	5.5	140	13	330
Isopentane	5.5	34	16	100

eurofins | Air Toxics

Summary of Detected Compounds
EPA METHOD TO-15 GC/MS FULL SCAN

Client Sample ID: VMP-45-10-013013

Lab ID#: 1302070A-14A

Compound	Rpt. Limit (ppbv)	Amount (ppbv)	Rpt. Limit (ug/m3)	Amount (ug/m3)
Freon 12	1.3	0.45 J	6.2	2.2 J
Freon 11	1.3	0.19 J	7.1	1.1 J
Ethanol	5.0	12	9.5	22
Acetone	13	7.4 J	30	18 J
2-Propanol	5.0	23	12	57
Carbon Disulfide	5.0	~~0.63 J~~	16	~~2.0 J~~
Hexane	1.3	0.57 J	4.4	2.0 J
2,2,4-Trimethylpentane	1.3	1.0 J	5.9	4.8 J
Benzene	1.3	5.1	4.0	16
Heptane	1.3	0.29 J	5.2	1.2 J
4-Methyl-2-pentanone	1.3	0.28 J	5.2	1.1 J
Toluene	1.3	~~0.34 J~~	4.7	~~1.3 J~~
Butane	5.0	2.1 J	12	5.0 J
Isopentane	5.0	0.86 J	15	2.5 J

Client Sample ID: VMP-45-20-013013

Lab ID#: 1302070A-15A

Compound	Rpt. Limit (ppbv)	Amount (ppbv)	Rpt. Limit (ug/m3)	Amount (ug/m3)
Freon 12	1.3	0.49 J	6.5	2.4 J
Freon 11	1.3	0.18 J	7.4	1.0 J
Ethanol	5.3	1.9 J	9.9	3.5 J
Acetone	13	10 J	31	24 J
2-Propanol	5.3	3.3 J	13	8.1 J
Carbon Disulfide	5.3	~~0.60 J~~	16	~~1.9 J~~
2-Butanone (Methyl Ethyl Ketone)	5.3	1.2 J	16	3.6 J
Chloroform	1.3	2.3	6.4	11
2,2,4-Trimethylpentane	1.3	66	6.2	310
Toluene	1.3	~~0.10 J~~	5.0	~~0.38 J~~
Butane	5.3	8.9	12	21
Isopentane	5.3	1.7 J	16	5.1 J

eurofins | Air Toxics

Summary of Detected Compounds
EPA METHOD TO-15 GC/MS FULL SCAN

Client Sample ID: VMP-45-30-013013

Lab ID#: 1302070A-16A

Compound	Rpt. Limit (ppbv)	Amount (ppbv)	Rpt. Limit (ug/m3)	Amount (ug/m3)
Freon 12	2.4	0.36 J	12	1.8 J
Freon 11	2.4	0.67 J	14	3.8 J
Ethanol	9.7	8.3 J	18	16 J
Acetone	24	22 J	57	52 J
2-Propanol	9.7	940	24	2300
Carbon Disulfide	9.7	~~1.3 J~~ U	30	~~4.1 J~~ U
Hexane	2.4	0.78 J	8.5	2.8 J
Chloroform	2.4	1.8 J	12	8.6 J
2,2,4-Trimethylpentane	2.4	120	11	560
Benzene	2.4	1.8 J	7.7	5.8 J
Toluene	2.4	~~0.40 J~~ U	9.1	~~1.5 J~~ U
Butane	9.7	4.7 J	23	11 J
Isopentane	9.7	2.6 J	28	7.8 J

Client Sample ID: VMP-49-5-020113

Lab ID#: 1302070A-17A

Compound	Rpt. Limit (ppbv)	Amount (ppbv)	Rpt. Limit (ug/m3)	Amount (ug/m3)
Freon 12	1.3	0.43 J	6.6	2.1 J
Freon 11	1.3	0.21 J	7.6	1.2 J
Ethanol	5.4	1.7 J	10	3.3 J
Acetone	13	11 J	32	27 J
2-Propanol	5.4	3.2 J	13	7.7 J
Carbon Disulfide	5.4	~~0.72 J~~ U	17	~~2.2 J~~ U
2-Butanone (Methyl Ethyl Ketone)	5.4	1.8 J	16	5.5 J
2,2,4-Trimethylpentane	1.3	0.74 J	6.3	3.5 J
4-Methyl-2-pentanone	1.3	0.33 J	5.5	1.3 J
Toluene	1.3	~~0.13 J~~ U	5.1	~~0.50 J~~ U
Tetrachloroethene	1.3	~~0.19 J~~ U	9.1	~~1.3 J~~ U
1,2,4-Trichlorobenzene	5.4	~~0.35 J~~ U	40	~~2.6 J~~ U

eurofins | Air Toxics

Summary of Detected Compounds
EPA METHOD TO-15 GC/MS FULL SCAN

Client Sample ID: VMP-49-10-020113

Lab ID#: 1302070A-18A

Compound	Rpt. Limit (ppbv)	Amount (ppbv)	Rpt. Limit (ug/m3)	Amount (ug/m3)
Freon 12	1.3	0.42 J	6.5	2.1 J
Freon 11	1.3	0.17 J	7.4	0.98 J
Acetone	13	3.6 J	31	8.4 J
2-Propanol	5.3	0.73 J	13	1.8 J
Carbon Disulfide	5.3	~~0.92 J~~	16	~~2.9 J~~
Methylene Chloride	13	~~0.26 J~~	46	~~0.92 J~~
Hexane	1.3	0.45 J	4.6	1.6 J
Benzene	1.3	10	4.2	33
Toluene	1.3	~~0.15 J~~	5.0	~~0.58 J~~
Tetrachloroethene	1.3	~~0.15 J~~	9.0	~~1.0 J~~
Ethyl Benzene	1.3	~~0.23 J~~	5.7	~~0.98 J~~
m,p-Xylene	1.3	~~0.56 J~~	5.7	~~2.4 J~~
Cumene	1.3	~~0.34 J~~	6.5	~~1.7 J~~
Propylbenzene	1.3	~~0.43 J~~	6.5	~~2.1 J~~
4-Ethyltoluene	1.3	~~0.66 J~~	6.5	~~3.3 J~~
1,3,5-Trimethylbenzene	1.3	~~0.56 J~~	6.5	~~2.8 J~~
1,2,4-Trimethylbenzene	1.3	1.7	6.5	8.5
1,2,4-Trichlorobenzene	5.3	~~0.38 J~~	39	~~2.8 J~~
Butane	5.3	2.0 J	12	4.8 J
Isopentane	5.3	0.68 J	16	2.0 J

Client Sample ID: VMP-49-20-020113

Lab ID#: 1302070A-19A

Compound	Rpt. Limit (ppbv)	Amount (ppbv)	Rpt. Limit (ug/m3)	Amount (ug/m3)
Freon 12	1.3	0.48 J	6.4	2.4 J
Freon 11	1.3	0.20 J	7.2	1.1 J
Ethanol	5.2	1.3 J	9.7	2.4 J
Acetone	13	5.8 J	31	14 J
2-Propanol	5.2	0.70 J	13	1.7 J
Carbon Disulfide	5.2	~~1.0 J~~	16	~~3.2 J~~
Methylene Chloride	13	~~0.28 J~~	45	~~0.98 J~~
Hexane	1.3	0.61 J	4.5	2.1 J

eurofins | Air Toxics

Summary of Detected Compounds
EPA METHOD TO-15 GC/MS FULL SCAN

Client Sample ID: VMP-49-20-020113

Lab ID#: 1302070A-19A

2,2,4-Trimethylpentane	1.3	0.72 J	6.0	3.4 J
Heptane	1.3	0.35 J	5.3	1.4 J
Toluene	1.3	~~0.28 J~~	4.9	~~1.0 J~~
Tetrachloroethene	1.3	~~0.19 J~~	8.8	~~1.3 J~~
Butane	5.2	3.3 J	12	7.8 J
Isopentane	5.2	0.98 J	15	2.9 J

Client Sample ID: VMP-50-5-020113

Lab ID#: 1302070A-20A

Compound	Rpt. Limit (ppbv)	Amount (ppbv)	Rpt. Limit (ug/m3)	Amount (ug/m3)
Freon 12	1.3	0.56 J	6.2	2.7 J
Freon 11	1.3	0.21 J	7.1	1.2 J
Ethanol	5.0	1.9 J	9.5	3.7 J
Acetone	13	3.0 J	30	7.0 J
2-Propanol	5.0	2.3 J	12	5.7 J
Carbon Disulfide	5.0	~~1.3 J~~	16	~~3.9 J~~
Methylene Chloride	13	~~0.16 J~~	44	~~0.57 J~~
Hexane	1.3	1.1 J	4.4	4.0 J
Chloroform	1.3	0.29 J	6.2	1.4 J
1,1,1-Trichloroethane	1.3	1.4	6.9	7.8
2,2,4-Trimethylpentane	1.3	2.6	5.9	12
Benzene	1.3	0.52 J	4.0	1.7 J
Heptane	1.3	0.29 J	5.2	1.2 J
Toluene	1.3	~~0.16 J~~	4.7	~~0.60 J~~
Tetrachloroethene	1.3	~~0.26 J~~	8.5	~~1.7 J~~
4-Ethyltoluene	1.3	~~0.24 J~~	6.2	~~1.2 J~~
1,3-Dichlorobenzene	1.3	~~0.19 J~~	7.6	~~1.2 J~~
1,4-Dichlorobenzene	1.3	~~0.26 J~~	7.6	~~1.6 J~~
1,2,4-Trichlorobenzene	5.0	~~0.66 J~~	37	~~4.9 J~~
Butane	5.0	98	12	230
Isopentane	5.0	39	15	120

eurofins | Air Toxics

Client Sample ID: VMP-2-5-013113

Lab ID#: 1302070A-01A

EPA METHOD TO-15 GC/MS FULL SCAN

File Name:	**p021115**	**Date of Collection: 1/31/13 1:35:00 PM**	
Dil. Factor:	**2.76**	**Date of Analysis: 2/11/13 04:39 PM**	

Compound	Rpt. Limit (ppbv)	Amount (ppbv)	Rpt. Limit (ug/m3)	Amount (ug/m3)
Freon 12	1.4	0.43 J	6.8	2.1 J
Freon 114	1.4	Not Detected	9.6	Not Detected
Chloromethane	14	Not Detected	28	Not Detected
Vinyl Chloride	1.4	Not Detected	3.5	Not Detected
1,3-Butadiene	1.4	Not Detected	3.0	Not Detected
Bromomethane	14	Not Detected	54	Not Detected
Chloroethane	5.5	Not Detected	14	Not Detected
Freon 11	1.4	0.26 J	7.8	1.4 J
Ethanol	5.5	2.1 J	10	4.0 J
Freon 113	1.4	Not Detected	10	Not Detected
1,1-Dichloroethene	1.4	Not Detected	5.5	Not Detected
Acetone	14	5.6 J	33	13 J
2-Propanol	5.5	16	14	39
Carbon Disulfide	5.5	~~0.69 J~~ U	17	~~2.2 J~~ U
3-Chloropropene	5.5	Not Detected	17	Not Detected
Methylene Chloride	14	Not Detected	48	Not Detected
Methyl tert-butyl ether	1.4	Not Detected	5.0	Not Detected
trans-1,2-Dichloroethene	1.4	Not Detected	5.5	Not Detected
Hexane	1.4	0.26 J	4.9	0.93 J
1,1-Dichloroethane	1.4	Not Detected	5.6	Not Detected
2-Butanone (Methyl Ethyl Ketone)	5.5	Not Detected	16	Not Detected
cis-1,2-Dichloroethene	1.4	Not Detected	5.5	Not Detected
Tetrahydrofuran	1.4	Not Detected	4.1	Not Detected
Chloroform	1.4	Not Detected	6.7	Not Detected
1,1,1-Trichloroethane	1.4	Not Detected	7.5	Not Detected
Cyclohexane	1.4	Not Detected	4.8	Not Detected
Carbon Tetrachloride	1.4	Not Detected	8.7	Not Detected
2,2,4-Trimethylpentane	1.4	5.6	6.4	26
Benzene	1.4	0.82 J	4.4	2.6 J
1,2-Dichloroethane	1.4	Not Detected	5.6	Not Detected
Heptane	1.4	Not Detected	5.6	Not Detected
Trichloroethene	1.4	Not Detected	7.4	Not Detected
1,2-Dichloropropane	1.4	Not Detected	6.4	Not Detected
1,4-Dioxane	5.5	Not Detected	20	Not Detected
Bromodichloromethane	1.4	Not Detected	9.2	Not Detected
cis-1,3-Dichloropropene	1.4	Not Detected	6.3	Not Detected
4-Methyl-2-pentanone	1.4	0.49 J	5.6	2.0 J
Toluene	1.4	~~0.17 J~~ U	5.2	~~0.64 J~~ U
trans-1,3-Dichloropropene	1.4	Not Detected	6.3	Not Detected
1,1,2-Trichloroethane	1.4	Not Detected	7.5	Not Detected
Tetrachloroethene	1.4	~~0.26 J~~ U	9.4	~~1.8 J~~ U
2-Hexanone	5.5	Not Detected	23	Not Detected

eurofins | Air Toxics

Client Sample ID: VMP-2-5-013113

Lab ID#: 1302070A-01A

EPA METHOD TO-15 GC/MS FULL SCAN

File Name:	**p021115**	**Date of Collection:**	**1/31/13 1:35:00 PM**
Dil. Factor:	**2.76**	**Date of Analysis:**	**2/11/13 04:39 PM**

Compound	Rpt. Limit (ppbv)	Amount (ppbv)	Rpt. Limit (ug/m3)	Amount (ug/m3)
Dibromochloromethane	1.4	Not Detected	12	Not Detected
1,2-Dibromoethane (EDB)	1.4	Not Detected	11	Not Detected
Chlorobenzene	1.4	Not Detected	6.4	Not Detected
Ethyl Benzene	1.4	Not Detected	6.0	Not Detected
m,p-Xylene	1.4	Not Detected	6.0	Not Detected
o-Xylene	1.4	Not Detected	6.0	Not Detected
Styrene	1.4	Not Detected	5.9	Not Detected
Bromoform	1.4	Not Detected	14	Not Detected
Cumene	1.4	Not Detected	6.8	Not Detected
1,1,2,2-Tetrachloroethane	1.4	Not Detected	9.5	Not Detected
Propylbenzene	1.4	~~0.20 J~~	6.8	~~0.99 J~~
4-Ethyltoluene	1.4	~~0.24 J~~	6.8	~~1.2 J~~
1,3,5-Trimethylbenzene	1.4	~~0.25 J~~	6.8	~~1.2 J~~
1,2,4-Trimethylbenzene	1.4	~~0.80 J~~	6.8	~~3.9 J~~
1,3-Dichlorobenzene	1.4	Not Detected	8.3	Not Detected
1,4-Dichlorobenzene	1.4	Not Detected	8.3	Not Detected
alpha-Chlorotoluene	1.4	Not Detected	7.1	Not Detected
1,2-Dichlorobenzene	1.4	Not Detected	8.3	Not Detected
1,2,4-Trichlorobenzene	5.5	Not Detected	41	Not Detected
Hexachlorobutadiene	5.5	Not Detected	59	Not Detected
Butane	5.5	9.9	13	23
Isopentane	5.5	1.5 J	16	4.4 J

J = Estimated value.

Container Type: 1 Liter Summa Canister

Surrogates	%Recovery	Method Limits
Toluene-d8	97	70-130
1,2-Dichloroethane-d4	86	70-130
4-Bromofluorobenzene	99	70-130

eurofins | Air Toxics

Client Sample ID: VMP-2-22-013113

Lab ID#: 1302070A-02A

EPA METHOD TO-15 GC/MS FULL SCAN

File Name:	**p021114**	**Date of Collection: 1/31/13 2:47:00 PM**	
Dil. Factor:	**2.69**	**Date of Analysis: 2/11/13 04:00 PM**	

Compound	Rpt. Limit (ppbv)	Amount (ppbv)	Rpt. Limit (ug/m3)	Amount (ug/m3)
Freon 12	1.3	0.50 J	6.6	2.5 J
Freon 114	1.3	Not Detected	9.4	Not Detected
Chloromethane	13	Not Detected	28	Not Detected
Vinyl Chloride	1.3	Not Detected	3.4	Not Detected
1,3-Butadiene	1.3	Not Detected	3.0	Not Detected
Bromomethane	13	Not Detected	52	Not Detected
Chloroethane	5.4	Not Detected	14	Not Detected
Freon 11	1.3	0.18 J	7.6	1.0 J
Ethanol	5.4	2.2 J	10	4.2 J
Freon 113	1.3	Not Detected	10	Not Detected
1,1-Dichloroethene	1.3	Not Detected	5.3	Not Detected
Acetone	13	4.4 J	32	10 J
2-Propanol	5.4	2.3 J	13	5.7 J
Carbon Disulfide	5.4	~~0.64 J~~ U	17	~~2.0 J~~ U
3-Chloropropene	5.4	Not Detected	17	Not Detected
Methylene Chloride	13	Not Detected	47	Not Detected
Methyl tert-butyl ether	1.3	Not Detected	4.8	Not Detected
trans-1,2-Dichloroethene	1.3	Not Detected	5.3	Not Detected
Hexane	1.3	0.25 J	4.7	0.88 J
1,1-Dichloroethane	1.3	Not Detected	5.4	Not Detected
2-Butanone (Methyl Ethyl Ketone)	5.4	Not Detected	16	Not Detected
cis-1,2-Dichloroethene	1.3	Not Detected	5.3	Not Detected
Tetrahydrofuran	1.3	Not Detected	4.0	Not Detected
Chloroform	1.3	Not Detected	6.6	Not Detected
1,1,1-Trichloroethane	1.3	Not Detected	7.3	Not Detected
Cyclohexane	1.3	Not Detected	4.6	Not Detected
Carbon Tetrachloride	1.3	Not Detected	8.5	Not Detected
2,2,4-Trimethylpentane	1.3	0.55 J	6.3	2.6 J
Benzene	1.3	0.56 J	4.3	1.8 J
1,2-Dichloroethane	1.3	Not Detected	5.4	Not Detected
Heptane	1.3	Not Detected	5.5	Not Detected
Trichloroethene	1.3	Not Detected	7.2	Not Detected
1,2-Dichloropropane	1.3	Not Detected	6.2	Not Detected
1,4-Dioxane	5.4	Not Detected	19	Not Detected
Bromodichloromethane	1.3	Not Detected	9.0	Not Detected
cis-1,3-Dichloropropene	1.3	Not Detected	6.1	Not Detected
4-Methyl-2-pentanone	1.3	Not Detected	5.5	Not Detected
Toluene	1.3	Not Detected	5.1	Not Detected
trans-1,3-Dichloropropene	1.3	Not Detected	6.1	Not Detected
1,1,2-Trichloroethane	1.3	Not Detected	7.3	Not Detected
Tetrachloroethene	1.3	0.73 J	9.1	4.9 J
2-Hexanone	5.4	Not Detected	22	Not Detected

eurofins | Air Toxics

Client Sample ID: VMP-2-22-013113

Lab ID#: 1302070A-02A

EPA METHOD TO-15 GC/MS FULL SCAN

File Name:	**p021114**	**Date of Collection:**	**1/31/13 2:47:00 PM**
Dil. Factor:	**2.69**	**Date of Analysis:**	**2/11/13 04:00 PM**

Compound	Rpt. Limit (ppbv)	Amount (ppbv)	Rpt. Limit (ug/m3)	Amount (ug/m3)
Dibromochloromethane	1.3	Not Detected	11	Not Detected
1,2-Dibromoethane (EDB)	1.3	Not Detected	10	Not Detected
Chlorobenzene	1.3	Not Detected	6.2	Not Detected
Ethyl Benzene	1.3	Not Detected	5.8	Not Detected
m,p-Xylene	1.3	Not Detected	5.8	Not Detected
o-Xylene	1.3	Not Detected	5.8	Not Detected
Styrene	1.3	Not Detected	5.7	Not Detected
Bromoform	1.3	Not Detected	14	Not Detected
Cumene	1.3	Not Detected	6.6	Not Detected
1,1,2,2-Tetrachloroethane	1.3	Not Detected	9.2	Not Detected
Propylbenzene	1.3	Not Detected	6.6	Not Detected
4-Ethyltoluene	1.3	~~0.19 J~~	6.6	~~0.94 J~~
1,3,5-Trimethylbenzene	1.3	Not Detected	6.6	Not Detected
1,2,4-Trimethylbenzene	1.3	Not Detected	6.6	Not Detected
1,3-Dichlorobenzene	1.3	Not Detected	8.1	Not Detected
1,4-Dichlorobenzene	1.3	Not Detected	8.1	Not Detected
alpha-Chlorotoluene	1.3	Not Detected	7.0	Not Detected
1,2-Dichlorobenzene	1.3	Not Detected	8.1	Not Detected
1,2,4-Trichlorobenzene	5.4	Not Detected	40	Not Detected
Hexachlorobutadiene	5.4	Not Detected	57	Not Detected
Butane	5.4	1.8 J	13	4.3 J
Isopentane	5.4	1.5 J	16	4.4 J

J = Estimated value.

Container Type: 1 Liter Summa Canister

Surrogates	%Recovery	Method Limits
Toluene-d8	98	70-130
1,2-Dichloroethane-d4	85	70-130
4-Bromofluorobenzene	97	70-130

eurofins | Air Toxics

Client Sample ID: VMP-10-10-012913

Lab ID#: 1302070A-03A

EPA METHOD TO-15 GC/MS FULL SCAN

File Name:	**p021113**	**Date of Collection:**	**1/29/13 10:40:00 AM**
Dil. Factor:	**2.52**	**Date of Analysis:**	**2/11/13 03:24 PM**

Compound	Rpt. Limit (ppbv)	Amount (ppbv)	Rpt. Limit (ug/m3)	Amount (ug/m3)
Freon 12	1.3	0.50 J	6.2	2.4 J
Freon 114	1.3	Not Detected	8.8	Not Detected
Chloromethane	13	Not Detected	26	Not Detected
Vinyl Chloride	1.3	Not Detected	3.2	Not Detected
1,3-Butadiene	1.3	Not Detected	2.8	Not Detected
Bromomethane	13	Not Detected	49	Not Detected
Chloroethane	5.0	Not Detected	13	Not Detected
Freon 11	1.3	0.22 J	7.1	1.2 J
Ethanol	5.0	1.8 J	9.5	3.4 J
Freon 113	1.3	Not Detected	9.6	Not Detected
1,1-Dichloroethene	1.3	Not Detected	5.0	Not Detected
Acetone	13	8.4 J	30	20 J
2-Propanol	5.0	6.0	12	15
Carbon Disulfide	5.0	~~0.65 J~~ U	16	~~2.0 J~~ U
3-Chloropropene	5.0	Not Detected	16	Not Detected
Methylene Chloride	13	0.58 J	44	2.0 J
Methyl tert-butyl ether	1.3	Not Detected	4.5	Not Detected
trans-1,2-Dichloroethene	1.3	Not Detected	5.0	Not Detected
Hexane	1.3	0.40 J	4.4	1.4 J
1,1-Dichloroethane	1.3	Not Detected	5.1	Not Detected
2-Butanone (Methyl Ethyl Ketone)	5.0	Not Detected	15	Not Detected
cis-1,2-Dichloroethene	1.3	Not Detected	5.0	Not Detected
Tetrahydrofuran	1.3	Not Detected	3.7	Not Detected
Chloroform	1.3	Not Detected	6.2	Not Detected
1,1,1-Trichloroethane	1.3	Not Detected	6.9	Not Detected
Cyclohexane	1.3	Not Detected	4.3	Not Detected
Carbon Tetrachloride	1.3	Not Detected	7.9	Not Detected
2,2,4-Trimethylpentane	1.3	1.4	5.9	6.4
Benzene	1.3	5.6	4.0	18
1,2-Dichloroethane	1.3	Not Detected	5.1	Not Detected
Heptane	1.3	Not Detected	5.2	Not Detected
Trichloroethene	1.3	Not Detected	6.8	Not Detected
1,2-Dichloropropane	1.3	Not Detected	5.8	Not Detected
1,4-Dioxane	5.0	Not Detected	18	Not Detected
Bromodichloromethane	1.3	Not Detected	8.4	Not Detected
cis-1,3-Dichloropropene	1.3	Not Detected	5.7	Not Detected
4-Methyl-2-pentanone	1.3	0.27 J	5.2	1.1 J
Toluene	1.3	~~0.28 J~~ U	4.7	~~1.1 J~~ U
trans-1,3-Dichloropropene	1.3	Not Detected	5.7	Not Detected
1,1,2-Trichloroethane	1.3	Not Detected	6.9	Not Detected
Tetrachloroethene	1.3	~~0.16 J~~ U	8.5	~~1.1 J~~ U
2-Hexanone	5.0	Not Detected	21	Not Detected

eurofins | Air Toxics

Client Sample ID: VMP-10-10-012913

Lab ID#: 1302070A-03A

EPA METHOD TO-15 GC/MS FULL SCAN

File Name:	**p021113**	**Date of Collection: 1/29/13 10:40:00 AM**	
Dil. Factor:	**2.52**	**Date of Analysis: 2/11/13 03:24 PM**	

Compound	Rpt. Limit (ppbv)	Amount (ppbv)	Rpt. Limit (ug/m3)	Amount (ug/m3)
Dibromochloromethane	1.3	Not Detected	11	Not Detected
1,2-Dibromoethane (EDB)	1.3	Not Detected	9.7	Not Detected
Chlorobenzene	1.3	Not Detected	5.8	Not Detected
Ethyl Benzene	1.3	Not Detected	5.5	Not Detected
m,p-Xylene	1.3	Not Detected	5.5	Not Detected
o-Xylene	1.3	Not Detected	5.5	Not Detected
Styrene	1.3	Not Detected	5.4	Not Detected
Bromoform	1.3	Not Detected	13	Not Detected
Cumene	1.3	Not Detected	6.2	Not Detected
1,1,2,2-Tetrachloroethane	1.3	Not Detected	8.6	Not Detected
Propylbenzene	1.3	Not Detected	6.2	Not Detected
4-Ethyltoluene	1.3	Not Detected	6.2	Not Detected
1,3,5-Trimethylbenzene	1.3	Not Detected	6.2	Not Detected
1,2,4-Trimethylbenzene	1.3	Not Detected	6.2	Not Detected
1,3-Dichlorobenzene	1.3	~~0.17 J~~	7.6	~~1.0 J~~
1,4-Dichlorobenzene	1.3	Not Detected	7.6	Not Detected
alpha-Chlorotoluene	1.3	Not Detected	6.5	Not Detected
1,2-Dichlorobenzene	1.3	Not Detected	7.6	Not Detected
1,2,4-Trichlorobenzene	5.0	~~0.49 J~~	37	~~3.7 J~~
Hexachlorobutadiene	5.0	Not Detected	54	Not Detected
Butane	5.0	1.4 J	12	3.2 J
Isopentane	5.0	1.4 J	15	4.3 J

J = Estimated value.

Container Type: 1 Liter Summa Canister

Surrogates	%Recovery	Method Limits
Toluene-d8	98	70-130
1,2-Dichloroethane-d4	86	70-130
4-Bromofluorobenzene	102	70-130

eurofins | Air Toxics

Client Sample ID: VMP-13-10.5-013013

Lab ID#: 1302070A-04A

EPA METHOD TO-15 GC/MS FULL SCAN

File Name:	**p021112**	**Date of Collection:**	**1/30/13 10:06:00 AM**
Dil. Factor:	**2.52**	**Date of Analysis:**	**2/11/13 02:51 PM**

Compound	Rpt. Limit (ppbv)	Amount (ppbv)	Rpt. Limit (ug/m3)	Amount (ug/m3)
Freon 12	1.3	0.45 J	6.2	2.2 J
Freon 114	1.3	Not Detected	8.8	Not Detected
Chloromethane	13	Not Detected	26	Not Detected
Vinyl Chloride	1.3	Not Detected	3.2	Not Detected
1,3-Butadiene	1.3	Not Detected	2.8	Not Detected
Bromomethane	13	Not Detected	49	Not Detected
Chloroethane	5.0	Not Detected	13	Not Detected
Freon 11	1.3	0.20 J	7.1	1.1 J
Ethanol	5.0	2.5 J	9.5	4.7 J
Freon 113	1.3	Not Detected	9.6	Not Detected
1,1-Dichloroethene	1.3	Not Detected	5.0	Not Detected
Acetone	13	4.2 J	30	10 J
2-Propanol	5.0	3.9 J	12	9.6 J
Carbon Disulfide	5.0	~~0.64 J~~ U	16	~~2.0 J~~ U
3-Chloropropene	5.0	Not Detected	16	Not Detected
Methylene Chloride	13	Not Detected	44	Not Detected
Methyl tert-butyl ether	1.3	Not Detected	4.5	Not Detected
trans-1,2-Dichloroethene	1.3	Not Detected	5.0	Not Detected
Hexane	1.3	0.33 J	4.4	1.2 J
1,1-Dichloroethane	1.3	Not Detected	5.1	Not Detected
2-Butanone (Methyl Ethyl Ketone)	5.0	Not Detected	15	Not Detected
cis-1,2-Dichloroethene	1.3	Not Detected	5.0	Not Detected
Tetrahydrofuran	1.3	Not Detected	3.7	Not Detected
Chloroform	1.3	Not Detected	6.2	Not Detected
1,1,1-Trichloroethane	1.3	Not Detected	6.9	Not Detected
Cyclohexane	1.3	Not Detected	4.3	Not Detected
Carbon Tetrachloride	1.3	Not Detected	7.9	Not Detected
2,2,4-Trimethylpentane	1.3	0.22 J	5.9	1.0 J
Benzene	1.3	0.66 J	4.0	2.1 J
1,2-Dichloroethane	1.3	Not Detected	5.1	Not Detected
Heptane	1.3	Not Detected	5.2	Not Detected
Trichloroethene	1.3	Not Detected	6.8	Not Detected
1,2-Dichloropropane	1.3	Not Detected	5.8	Not Detected
1,4-Dioxane	5.0	Not Detected	18	Not Detected
Bromodichloromethane	1.3	Not Detected	8.4	Not Detected
cis-1,3-Dichloropropene	1.3	Not Detected	5.7	Not Detected
4-Methyl-2-pentanone	1.3	Not Detected	5.2	Not Detected
Toluene	1.3	~~0.16 J~~ U	4.7	~~0.67 J~~ U
trans-1,3-Dichloropropene	1.3	Not Detected	5.7	Not Detected
1,1,2-Trichloroethane	1.3	Not Detected	6.9	Not Detected
Tetrachloroethene	1.3	~~0.16 J~~ U	8.5	~~1.0 J~~ U
2-Hexanone	5.0	Not Detected	21	Not Detected

eurofins | Air Toxics

Client Sample ID: VMP-13-10.5-013013

Lab ID#: 1302070A-04A

EPA METHOD TO-15 GC/MS FULL SCAN

File Name:	**p021112**	**Date of Collection: 1/30/13 10:06:00 AM**	
Dil. Factor:	**2.52**	**Date of Analysis: 2/11/13 02:51 PM**	

Compound	Rpt. Limit (ppbv)	Amount (ppbv)	Rpt. Limit (ug/m3)	Amount (ug/m3)
Dibromochloromethane	1.3	Not Detected	11	Not Detected
1,2-Dibromoethane (EDB)	1.3	Not Detected	9.7	Not Detected
Chlorobenzene	1.3	Not Detected	5.8	Not Detected
Ethyl Benzene	1.3	Not Detected	5.5	Not Detected
m,p-Xylene	1.3	Not Detected	5.5	Not Detected
o-Xylene	1.3	Not Detected	5.5	Not Detected
Styrene	1.3	Not Detected	5.4	Not Detected
Bromoform	1.3	Not Detected	13	Not Detected
Cumene	1.3	Not Detected	6.2	Not Detected
1,1,2,2-Tetrachloroethane	1.3	Not Detected	8.6	Not Detected
Propylbenzene	1.3	Not Detected	6.2	Not Detected
4-Ethyltoluene	1.3	~~0.16 J~~	6.2	~~0.78 J~~
1,3,5-Trimethylbenzene	1.3	Not Detected	6.2	Not Detected
1,2,4-Trimethylbenzene	1.3	Not Detected	6.2	Not Detected
1,3-Dichlorobenzene	1.3	Not Detected	7.6	Not Detected
1,4-Dichlorobenzene	1.3	Not Detected	7.6	Not Detected
alpha-Chlorotoluene	1.3	Not Detected	6.5	Not Detected
1,2-Dichlorobenzene	1.3	Not Detected	7.6	Not Detected
1,2,4-Trichlorobenzene	5.0	~~0.42 J~~	37	~~3.1 J~~
Hexachlorobutadiene	5.0	Not Detected	54	Not Detected
Butane	5.0	Not Detected	12	Not Detected
Isopentane	5.0	0.82 J	15	2.4 J

J = Estimated value.

Container Type: 1 Liter Summa Canister

Surrogates	%Recovery	Method Limits
Toluene-d8	97	70-130
1,2-Dichloroethane-d4	86	70-130
4-Bromofluorobenzene	99	70-130

eurofins | Air Toxics

Client Sample ID: VMP-13-21.5-013013

Lab ID#: 1302070A-05A

EPA METHOD TO-15 GC/MS FULL SCAN

File Name:	**p021111**	**Date of Collection:**	**1/30/13 11:11:00 AM**
Dil. Factor:	**2.96**	**Date of Analysis:**	**2/11/13 02:19 PM**

Compound	Rpt. Limit (ppbv)	Amount (ppbv)	Rpt. Limit (ug/m3)	Amount (ug/m3)
Freon 12	1.5	0.44 J	7.3	2.2 J
Freon 114	1.5	Not Detected	10	Not Detected
Chloromethane	15	Not Detected	30	Not Detected
Vinyl Chloride	1.5	Not Detected	3.8	Not Detected
1,3-Butadiene	1.5	Not Detected	3.3	Not Detected
Bromomethane	15	Not Detected	57	Not Detected
Chloroethane	5.9	Not Detected	16	Not Detected
Freon 11	1.5	0.18 J	8.3	1.0 J
Ethanol	5.9	2.7 J	11	5.1 J
Freon 113	1.5	Not Detected	11	Not Detected
1,1-Dichloroethene	1.5	Not Detected	5.9	Not Detected
Acetone	15	4.3 J	35	10 J
2-Propanol	5.9	6.2	14	15
Carbon Disulfide	5.9	2.5 J	18	7.8 J
3-Chloropropene	5.9	Not Detected	18	Not Detected
Methylene Chloride	15	~~0.28 J~~ U	51	~~0.98 J~~ U
Methyl tert-butyl ether	1.5	Not Detected	5.3	Not Detected
trans-1,2-Dichloroethene	1.5	Not Detected	5.9	Not Detected
Hexane	1.5	0.32 J	5.2	1.1 J
1,1-Dichloroethane	1.5	Not Detected	6.0	Not Detected
2-Butanone (Methyl Ethyl Ketone)	5.9	Not Detected	17	Not Detected
cis-1,2-Dichloroethene	1.5	Not Detected	5.9	Not Detected
Tetrahydrofuran	1.5	Not Detected	4.4	Not Detected
Chloroform	1.5	17	7.2	82
1,1,1-Trichloroethane	1.5	Not Detected	8.1	Not Detected
Cyclohexane	1.5	Not Detected	5.1	Not Detected
Carbon Tetrachloride	1.5	Not Detected	9.3	Not Detected
2,2,4-Trimethylpentane	1.5	1.2 J	6.9	5.7 J
Benzene	1.5	2.7	4.7	8.8
1,2-Dichloroethane	1.5	Not Detected	6.0	Not Detected
Heptane	1.5	Not Detected	6.1	Not Detected
Trichloroethene	1.5	Not Detected	8.0	Not Detected
1,2-Dichloropropane	1.5	Not Detected	6.8	Not Detected
1,4-Dioxane	5.9	Not Detected	21	Not Detected
Bromodichloromethane	1.5	Not Detected	9.9	Not Detected
cis-1,3-Dichloropropene	1.5	Not Detected	6.7	Not Detected
4-Methyl-2-pentanone	1.5	0.39 J	6.1	1.6 J
Toluene	1.5	~~0.17 J~~ U	5.6	~~0.63 J~~ U
trans-1,3-Dichloropropene	1.5	Not Detected	6.7	Not Detected
1,1,2-Trichloroethane	1.5	Not Detected	8.1	Not Detected
Tetrachloroethene	1.5	~~0.30 J~~ U	10	~~2.0 J~~ V
2-Hexanone	5.9	Not Detected	24	Not Detected

eurofins | Air Toxics

Client Sample ID: VMP-13-21.5-013013

Lab ID#: 1302070A-05A

EPA METHOD TO-15 GC/MS FULL SCAN

File Name:	**p021111**	**Date of Collection:**	**1/30/13 11:11:00 AM**
Dil. Factor:	**2.96**	**Date of Analysis:**	**2/11/13 02:19 PM**

Compound	Rpt. Limit (ppbv)	Amount (ppbv)	Rpt. Limit (ug/m3)	Amount (ug/m3)
Dibromochloromethane	1.5	Not Detected	13	Not Detected
1,2-Dibromoethane (EDB)	1.5	Not Detected	11	Not Detected
Chlorobenzene	1.5	Not Detected	6.8	Not Detected
Ethyl Benzene	1.5	Not Detected	6.4	Not Detected
m,p-Xylene	1.5	Not Detected	6.4	Not Detected
o-Xylene	1.5	Not Detected	6.4	Not Detected
Styrene	1.5	Not Detected	6.3	Not Detected
Bromoform	1.5	Not Detected	15	Not Detected
Cumene	1.5	Not Detected	7.3	Not Detected
1,1,2,2-Tetrachloroethane	1.5	Not Detected	10	Not Detected
Propylbenzene	1.5	Not Detected	7.3	Not Detected
4-Ethyltoluene	1.5	~~0.14 J~~	~~7.3~~ JK (AA)	~~0.68 J~~
1,3,5-Trimethylbenzene	1.5	Not Detected	7.3	Not Detected
1,2,4-Trimethylbenzene	1.5	Not Detected	7.3	Not Detected
1,3-Dichlorobenzene	1.5	~~0.26 J~~	8.9	~~1.6 J~~
1,4-Dichlorobenzene	1.5	~~0.27 J~~	8.9	~~1.6 J~~
alpha-Chlorotoluene	1.5	Not Detected	7.7	Not Detected
1,2-Dichlorobenzene	1.5	Not Detected	8.9	Not Detected
1,2,4-Trichlorobenzene	5.9	~~0.75 J~~	44	~~5.6 J~~
Hexachlorobutadiene	5.9	Not Detected	63	Not Detected
Butane	5.9	Not Detected	14	Not Detected
Isopentane	5.9	Not Detected	17	Not Detected

J = Estimated value.

Container Type: 1 Liter Summa Canister

Surrogates	%Recovery	Method Limits
Toluene-d8	97	70-130
1,2-Dichloroethane-d4	83	70-130
4-Bromofluorobenzene	102	70-130

eurofins | Air Toxics

Client Sample ID: VMP-14-5-013113

Lab ID#: 1302070A-06A

EPA METHOD TO-15 GC/MS FULL SCAN

File Name:	**p021110**	**Date of Collection:**	**1/31/13 10:03:00 AM**
Dil. Factor:	**2.69**	**Date of Analysis:**	**2/11/13 01:33 PM**

Compound	Rpt. Limit (ppbv)	Amount (ppbv)	Rpt. Limit (ug/m3)	Amount (ug/m3)
Freon 12	1.3	0.49 J	6.6	2.4 J
Freon 114	1.3	Not Detected	9.4	Not Detected
Chloromethane	13	Not Detected	28	Not Detected
Vinyl Chloride	1.3	Not Detected	3.4	Not Detected
1,3-Butadiene	1.3	Not Detected	3.0	Not Detected
Bromomethane	13	Not Detected	52	Not Detected
Chloroethane	5.4	Not Detected	14	Not Detected
Freon 11	1.3	0.21 J	7.6	1.2 J
Ethanol	5.4	0.96 J	10	1.8 J
Freon 113	1.3	Not Detected	10	Not Detected
1,1-Dichloroethene	1.3	Not Detected	5.3	Not Detected
Acetone	13	4.2 J	32	10 J
2-Propanol	5.4	0.91 J	13	2.2 J
Carbon Disulfide	5.4	~~0.69 J~~ U	17	~~2.2 J~~ U
3-Chloropropene	5.4	Not Detected	17	Not Detected
Methylene Chloride	13	~~0.18 J~~ U	47	~~0.62 J~~ U
Methyl tert-butyl ether	1.3	Not Detected	4.8	Not Detected
trans-1,2-Dichloroethene	1.3	Not Detected	5.3	Not Detected
Hexane	1.3	Not Detected	4.7	Not Detected
1,1-Dichloroethane	1.3	Not Detected	5.4	Not Detected
2-Butanone (Methyl Ethyl Ketone)	5.4	Not Detected	16	Not Detected
cis-1,2-Dichloroethene	1.3	Not Detected	5.3	Not Detected
Tetrahydrofuran	1.3	Not Detected	4.0	Not Detected
Chloroform	1.3	Not Detected	6.6	Not Detected
1,1,1-Trichloroethane	1.3	Not Detected	7.3	Not Detected
Cyclohexane	1.3	Not Detected	4.6	Not Detected
Carbon Tetrachloride	1.3	Not Detected	8.5	Not Detected
2,2,4-Trimethylpentane	1.3	0.51 J	6.3	2.4 J
Benzene	1.3	Not Detected	4.3	Not Detected
1,2-Dichloroethane	1.3	Not Detected	5.4	Not Detected
Heptane	1.3	Not Detected	5.5	Not Detected
Trichloroethene	1.3	Not Detected	7.2	Not Detected
1,2-Dichloropropane	1.3	Not Detected	6.2	Not Detected
1,4-Dioxane	5.4	Not Detected	19	Not Detected
Bromodichloromethane	1.3	Not Detected	9.0	Not Detected
cis-1,3-Dichloropropene	1.3	Not Detected	6.1	Not Detected
4-Methyl-2-pentanone	1.3	Not Detected	5.5	Not Detected
Toluene	1.3	~~0.17 J~~ U	5.1	~~0.64 J~~ U
trans-1,3-Dichloropropene	1.3	Not Detected	6.1	Not Detected
1,1,2-Trichloroethane	1.3	Not Detected	7.3	Not Detected
Tetrachloroethene	1.3	~~0.17 J~~ U	9.1	~~1.1 J~~ U
2-Hexanone	5.4	Not Detected	22	Not Detected

eurofins | Air Toxics

Client Sample ID: VMP-14-5-013113

Lab ID#: 1302070A-06A

EPA METHOD TO-15 GC/MS FULL SCAN

File Name:	**p021110**	**Date of Collection:**	**1/31/13 10:03:00 AM**
Dil. Factor:	**2.69**	**Date of Analysis:**	**2/11/13 01:33 PM**

Compound	Rpt. Limit (ppbv)	Amount (ppbv)	Rpt. Limit (ug/m3)	Amount (ug/m3)
Dibromochloromethane	1.3	Not Detected	11	Not Detected
1,2-Dibromoethane (EDB)	1.3	Not Detected	10	Not Detected
Chlorobenzene	1.3	Not Detected	6.2	Not Detected
Ethyl Benzene	1.3	Not Detected	5.8	Not Detected
m,p-Xylene	1.3	Not Detected	5.8	Not Detected
o-Xylene	1.3	Not Detected	5.8	Not Detected
Styrene	1.3	Not Detected	5.7	Not Detected
Bromoform	1.3	Not Detected	14	Not Detected
Cumene	1.3	~~0.15 J~~	6.6	~~0.76 J~~
1,1,2,2-Tetrachloroethane	1.3	Not Detected	9.2	Not Detected
Propylbenzene	1.3	~~0.29 J~~	6.6	~~1.4 J~~
4-Ethyltoluene	1.3	Not Detected	6.6	Not Detected
1,3,5-Trimethylbenzene	1.3	Not Detected	6.6	Not Detected
1,2,4-Trimethylbenzene	1.3	Not Detected	6.6	Not Detected
1,3-Dichlorobenzene	1.3	~~0.18 J~~	8.1	~~1.1 J~~
1,4-Dichlorobenzene	1.3	~~0.27 J~~	8.1	~~1.6 J~~
alpha-Chlorotoluene	1.3	Not Detected	7.0	Not Detected
1,2-Dichlorobenzene	1.3	Not Detected	8.1	Not Detected
1,2,4-Trichlorobenzene	5.4	~~1.5 J~~	40	~~11 J~~
Hexachlorobutadiene	5.4	Not Detected	57	Not Detected
Butane	5.4	1.8 J	13	4.4 J
Isopentane	5.4	0.59 J	16	1.7 J

J = Estimated value.

Container Type: 1 Liter Summa Canister

Surrogates	%Recovery	Method Limits
Toluene-d8	99	70-130
1,2-Dichloroethane-d4	87	70-130
4-Bromofluorobenzene	106	70-130

eurofins | Air Toxics

Client Sample ID: VMP-14-11.5-013113

Lab ID#: 1302070A-07A

EPA METHOD TO-15 GC/MS FULL SCAN

File Name:	**p021109**	**Date of Collection:**	**1/31/13 10:45:00 AM**
Dil. Factor:	**2.58**	**Date of Analysis:**	**2/11/13 12:52 PM**

Compound	Rpt. Limit (ppbv)	Amount (ppbv)	Rpt. Limit (ug/m3)	Amount (ug/m3)
Freon 12	1.3	0.56 J	6.4	2.8 J
Freon 114	1.3	Not Detected	9.0	Not Detected
Chloromethane	13	Not Detected	27	Not Detected
Vinyl Chloride	1.3	Not Detected	3.3	Not Detected
1,3-Butadiene	1.3	Not Detected	2.8	Not Detected
Bromomethane	13	Not Detected	50	Not Detected
Chloroethane	5.2	Not Detected	14	Not Detected
Freon 11	1.3	0.29 J	7.2	1.6 J
Ethanol	5.2	0.74 J	9.7	1.4 J
Freon 113	1.3	Not Detected	9.9	Not Detected
1,1-Dichloroethene	1.3	Not Detected	5.1	Not Detected
Acetone	13	3.4 J	31	8.2 J
2-Propanol	5.2	0.73 J	13	1.8 J
Carbon Disulfide	5.2	~~0.87 J~~ U	16	~~2.7 J~~ U
3-Chloropropene	5.2	Not Detected	16	Not Detected
Methylene Chloride	13	Not Detected	45	Not Detected
Methyl tert-butyl ether	1.3	Not Detected	4.6	Not Detected
trans-1,2-Dichloroethene	1.3	Not Detected	5.1	Not Detected
Hexane	1.3	0.41 J	4.5	1.4 J
1,1-Dichloroethane	1.3	Not Detected	5.2	Not Detected
2-Butanone (Methyl Ethyl Ketone)	5.2	Not Detected	15	Not Detected
cis-1,2-Dichloroethene	1.3	Not Detected	5.1	Not Detected
Tetrahydrofuran	1.3	Not Detected	3.8	Not Detected
Chloroform	1.3	1.9	6.3	9.4
1,1,1-Trichloroethane	1.3	Not Detected	7.0	Not Detected
Cyclohexane	1.3	Not Detected	4.4	Not Detected
Carbon Tetrachloride	1.3	Not Detected	8.1	Not Detected
2,2,4-Trimethylpentane	1.3	1.0 J	6.0	4.7 J
Benzene	1.3	Not Detected	4.1	Not Detected
1,2-Dichloroethane	1.3	Not Detected	5.2	Not Detected
Heptane	1.3	Not Detected	5.3	Not Detected
Trichloroethene	1.3	Not Detected	6.9	Not Detected
1,2-Dichloropropane	1.3	Not Detected	6.0	Not Detected
1,4-Dioxane	5.2	Not Detected	18	Not Detected
Bromodichloromethane	1.3	Not Detected	8.6	Not Detected
cis-1,3-Dichloropropene	1.3	Not Detected	5.8	Not Detected
4-Methyl-2-pentanone	1.3	Not Detected	5.3	Not Detected
Toluene	1.3	~~0.24 J~~ U	4.9	~~0.89 J~~ U
trans-1,3-Dichloropropene	1.3	Not Detected	5.8	Not Detected
1,1,2-Trichloroethane	1.3	Not Detected	7.0	Not Detected
Tetrachloroethene	1.3	~~0.16 J~~ U	8.8	~~1.1 J~~ U
2-Hexanone	5.2	Not Detected	21	Not Detected

eurofins | Air Toxics

Client Sample ID: VMP-14-11.5-013113

Lab ID#: 1302070A-07A

EPA METHOD TO-15 GC/MS FULL SCAN

File Name:	**p021109**	**Date of Collection: 1/31/13 10:45:00 AM**	
Dil. Factor:	**2.58**	**Date of Analysis: 2/11/13 12:52 PM**	

Compound	Rpt. Limit (ppbv)	Amount (ppbv)	Rpt. Limit (ug/m3)	Amount (ug/m3)
Dibromochloromethane	1.3	Not Detected	11	Not Detected
1,2-Dibromoethane (EDB)	1.3	Not Detected	9.9	Not Detected
Chlorobenzene	1.3	~~0.17 J~~	5.9	~~0.80 J~~
Ethyl Benzene	1.3	Not Detected	5.6	Not Detected
m,p-Xylene	1.3	Not Detected	5.6	Not Detected
o-Xylene	1.3	Not Detected	5.6	Not Detected
Styrene	1.3	Not Detected	5.5	Not Detected
Bromoform	1.3	Not Detected	13	Not Detected
Cumene	1.3	Not Detected	6.3	Not Detected
1,1,2,2-Tetrachloroethane	1.3	Not Detected	8.8	Not Detected
Propylbenzene	1.3	~~0.20 J~~	6.3	~~0.97 J~~
4-Ethyltoluene	1.3	~~0.14 J~~	6.3	~~0.67 J~~
1,3,5-Trimethylbenzene	1.3	Not Detected	6.3	Not Detected
1,2,4-Trimethylbenzene	1.3	Not Detected	6.3	Not Detected
1,3-Dichlorobenzene	1.3	~~0.40 J~~	7.8	~~2.4 J~~
1,4-Dichlorobenzene	1.3	~~0.43 J~~	7.8	~~2.6 J~~
alpha-Chlorotoluene	1.3	~~0.30 J~~	6.7	~~1.6 J~~
1,2-Dichlorobenzene	1.3	~~0.35 J~~	7.8	~~2.1 J~~
1,2,4-Trichlorobenzene	5.2	~~1.1 J~~	38	~~8.0 J~~
Hexachlorobutadiene	5.2	Not Detected	55	Not Detected
Butane	5.2	Not Detected	12	Not Detected
Isopentane	5.2	0.97 J	15	2.9 J

J = Estimated value.

Container Type: 1 Liter Summa Canister

Surrogates	%Recovery	Method Limits
Toluene-d8	96	70-130
1,2-Dichloroethane-d4	89	70-130
4-Bromofluorobenzene	97	70-130

eurofins | Air Toxics

Client Sample ID: VMP-17-5-013113

Lab ID#: 1302070A-08A

EPA METHOD TO-15 GC/MS FULL SCAN

File Name:	p021107	**Date of Collection:**	1/31/13 3:34:00 PM
Dil. Factor:	10.6	**Date of Analysis:**	2/11/13 11:35 AM

Compound	Rpt. Limit (ppbv)	Amount (ppbv)	Rpt. Limit (ug/m3)	Amount (ug/m3)
Freon 12	5.3	Not Detected	26	Not Detected
Freon 114	5.3	Not Detected	37	Not Detected
Chloromethane	53	Not Detected	110	Not Detected
Vinyl Chloride	5.3	Not Detected	14	Not Detected
1,3-Butadiene	5.3	Not Detected	12	Not Detected
Bromomethane	53	Not Detected	200	Not Detected
Chloroethane	21	Not Detected	56	Not Detected
Freon 11	5.3	Not Detected	30	Not Detected
Ethanol	21	Not Detected	40	Not Detected
Freon 113	5.3	Not Detected	41	Not Detected
1,1-Dichloroethene	5.3	Not Detected	21	Not Detected
Acetone	53	4.6 J	120	11 J
2-Propanol	21	2.6 J	52	6.5 J
Carbon Disulfide	21	2.4 J	66	7.6 J
3-Chloropropene	21	Not Detected	66	Not Detected
Methylene Chloride	53	Not Detected	180	Not Detected
Methyl tert-butyl ether	5.3	Not Detected	19	Not Detected
trans-1,2-Dichloroethene	5.3	Not Detected	21	Not Detected
Hexane	5.3	1.8 J	19	6.5 J
1,1-Dichloroethane	5.3	Not Detected	21	Not Detected
2-Butanone (Methyl Ethyl Ketone)	21	Not Detected	62	Not Detected
cis-1,2-Dichloroethene	5.3	Not Detected	21	Not Detected
Tetrahydrofuran	5.3	Not Detected	16	Not Detected
Chloroform	5.3	Not Detected	26	Not Detected
1,1,1-Trichloroethane	5.3	Not Detected	29	Not Detected
Cyclohexane	5.3	2.8 J	18	9.7 J
Carbon Tetrachloride	5.3	Not Detected	33	Not Detected
2,2,4-Trimethylpentane	5.3	3.8 J	25	18 J
Benzene	5.3	220	17	710
1,2-Dichloroethane	5.3	Not Detected	21	Not Detected
Heptane	5.3	Not Detected	22	Not Detected
Trichloroethene	5.3	Not Detected	28	Not Detected
1,2-Dichloropropane	5.3	Not Detected	24	Not Detected
1,4-Dioxane	21	Not Detected	76	Not Detected
Bromodichloromethane	5.3	Not Detected	36	Not Detected
cis-1,3-Dichloropropene	5.3	Not Detected	24	Not Detected
4-Methyl-2-pentanone	5.3	Not Detected	22	Not Detected
Toluene	5.3	0.75 J	20	2.8 J
trans-1,3-Dichloropropene	5.3	Not Detected	24	Not Detected
1,1,2-Trichloroethane	5.3	Not Detected	29	Not Detected
Tetrachloroethene	5.3	Not Detected	36	Not Detected
2-Hexanone	21	Not Detected	87	Not Detected

eurofins | Air Toxics

Client Sample ID: VMP-17-5-013113

Lab ID#: 1302070A-08A

EPA METHOD TO-15 GC/MS FULL SCAN

File Name:	**p021107**	**Date of Collection:**	**1/31/13 3:34:00 PM**
Dil. Factor:	**10.6**	**Date of Analysis:**	**2/11/13 11:35 AM**

Compound	Rpt. Limit (ppbv)	Amount (ppbv)	Rpt. Limit (ug/m3)	Amount (ug/m3)
Dibromochloromethane	5.3	Not Detected	45	Not Detected
1,2-Dibromoethane (EDB)	5.3	Not Detected	41	Not Detected
Chlorobenzene	5.3	Not Detected	24	Not Detected
Ethyl Benzene	5.3	1.1 J	23	4.7 J
m,p-Xylene	5.3	1.6 J	23	6.8 J
o-Xylene	5.3	Not Detected	23	Not Detected
Styrene	5.3	Not Detected	22	Not Detected
Bromoform	5.3	Not Detected	55	Not Detected
Cumene	5.3	2.4 J	26	12 J
1,1,2,2-Tetrachloroethane	5.3	Not Detected	36	Not Detected
Propylbenzene	5.3	1.3 J	26	6.2 J
4-Ethyltoluene	5.3	1.9 J	26	9.6 J
1,3,5-Trimethylbenzene	5.3	Not Detected	26	Not Detected
1,2,4-Trimethylbenzene	5.3	1.8 J	26	9.1 J
1,3-Dichlorobenzene	5.3	Not Detected	32	Not Detected
1,4-Dichlorobenzene	5.3	Not Detected	32	Not Detected
alpha-Chlorotoluene	5.3	Not Detected	27	Not Detected
1,2-Dichlorobenzene	5.3	Not Detected	32	Not Detected
1,2,4-Trichlorobenzene	21	~~3.3 J~~ U	160	~~24 J~~ U
Hexachlorobutadiene	21	Not Detected	230	Not Detected
Butane	21	Not Detected	50	Not Detected
Isopentane	21	12 J	62	36 J

J = Estimated value.

Container Type: 1 Liter Summa Canister

Surrogates	%Recovery	Method Limits
Toluene-d8	103	70-130
1,2-Dichloroethane-d4	94	70-130
4-Bromofluorobenzene	99	70-130

eurofins | Air Toxics

Client Sample ID: VMP-17-5-013113-DUP

Lab ID#: 1302070A-09A

EPA METHOD TO-15 GC/MS FULL SCAN

File Name:	**p021116**	**Date of Collection:**	**1/31/13 3:34:00 PM**
Dil. Factor:	**10.6**	**Date of Analysis:**	**2/11/13 05:08 PM**

Compound	Rpt. Limit (ppbv)	Amount (ppbv)	Rpt. Limit (ug/m3)	Amount (ug/m3)
Freon 12	5.3	Not Detected	26	Not Detected
Freon 114	5.3	Not Detected	37	Not Detected
Chloromethane	53	Not Detected	110	Not Detected
Vinyl Chloride	5.3	Not Detected	14	Not Detected
1,3-Butadiene	5.3	Not Detected	12	Not Detected
Bromomethane	53	Not Detected	200	Not Detected
Chloroethane	21	Not Detected	56	Not Detected
Freon 11	5.3	Not Detected	30	Not Detected
Ethanol	21	Not Detected	40	Not Detected
Freon 113	5.3	Not Detected	41	Not Detected
1,1-Dichloroethene	5.3	Not Detected	21	Not Detected
Acetone	53	4.0 J	120	9.6 J
2-Propanol	21	Not Detected	52	Not Detected
Carbon Disulfide	21	2.2 J	66	7.0 J
3-Chloropropene	21	Not Detected	66	Not Detected
Methylene Chloride	53	Not Detected	180	Not Detected
Methyl tert-butyl ether	5.3	Not Detected	19	Not Detected
trans-1,2-Dichloroethene	5.3	Not Detected	21	Not Detected
Hexane	5.3	4.3 J	19	15 J
1,1-Dichloroethane	5.3	Not Detected	21	Not Detected
2-Butanone (Methyl Ethyl Ketone)	21	Not Detected	62	Not Detected
cis-1,2-Dichloroethene	5.3	Not Detected	21	Not Detected
Tetrahydrofuran	5.3	Not Detected	16	Not Detected
Chloroform	5.3	Not Detected	26	Not Detected
1,1,1-Trichloroethane	5.3	Not Detected	29	Not Detected
Cyclohexane	5.3	4.3 J	18	15 J
Carbon Tetrachloride	5.3	Not Detected	33	Not Detected
2,2,4-Trimethylpentane	5.3	3.4 J	25	16 J
Benzene	5.3	330	17	1000
1,2-Dichloroethane	5.3	Not Detected	21	Not Detected
Heptane	5.3	1.5 J	22	6.3 J
Trichloroethene	5.3	Not Detected	28	Not Detected
1,2-Dichloropropane	5.3	Not Detected	24	Not Detected
1,4-Dioxane	21	Not Detected	76	Not Detected
Bromodichloromethane	5.3	Not Detected	36	Not Detected
cis-1,3-Dichloropropene	5.3	Not Detected	24	Not Detected
4-Methyl-2-pentanone	5.3	Not Detected	22	Not Detected
Toluene	5.3	~~6.39 J~~	20	~~1.5 J~~
trans-1,3-Dichloropropene	5.3	Not Detected	24	Not Detected
1,1,2-Trichloroethane	5.3	Not Detected	29	Not Detected
Tetrachloroethene	5.3	Not Detected	36	Not Detected
2-Hexanone	21	Not Detected	87	Not Detected

eurofins | Air Toxics

Client Sample ID: VMP-17-5-013113-DUP

Lab ID#: 1302070A-09A

EPA METHOD TO-15 GC/MS FULL SCAN

File Name:	**p021116**	**Date of Collection: 1/31/13 3:34:00 PM**	
Dil. Factor:	**10.6**	**Date of Analysis: 2/11/13 05:08 PM**	

Compound	Rpt. Limit (ppbv)	Amount (ppbv)	Rpt. Limit (ug/m3)	Amount (ug/m3)
Dibromochloromethane	5.3	Not Detected	45	Not Detected
1,2-Dibromoethane (EDB)	5.3	Not Detected	41	Not Detected
Chlorobenzene	5.3	Not Detected	24	Not Detected
Ethyl Benzene	5.3	Not Detected	23	Not Detected
m,p-Xylene	5.3	Not Detected	23	Not Detected
o-Xylene	5.3	Not Detected	23	Not Detected
Styrene	5.3	Not Detected	22	Not Detected
Bromoform	5.3	Not Detected	55	Not Detected
Cumene	5.3	1.4 J	26	6.8 J
1,1,2,2-Tetrachloroethane	5.3	Not Detected	36	Not Detected
Propylbenzene	5.3	~~0.70 J~~	26	~~3.5 J~~
4-Ethyltoluene	5.3	1.1 J	26	5.5 J
1,3,5-Trimethylbenzene	5.3	Not Detected	26	Not Detected
1,2,4-Trimethylbenzene	5.3	Not Detected	26	Not Detected
1,3-Dichlorobenzene	5.3	Not Detected	32	Not Detected
1,4-Dichlorobenzene	5.3	Not Detected	32	Not Detected
alpha-Chlorotoluene	5.3	Not Detected	27	Not Detected
1,2-Dichlorobenzene	5.3	Not Detected	32	Not Detected
1,2,4-Trichlorobenzene	21	Not Detected	160	Not Detected
Hexachlorobutadiene	21	Not Detected	230	Not Detected
Butane	21	16 J	50	39 J
Isopentane	21	45	62	130

J = Estimated value.

Container Type: 1 Liter Summa Canister

Surrogates	%Recovery	Method Limits
Toluene-d8	97	70-130
1,2-Dichloroethane-d4	83	70-130
4-Bromofluorobenzene	98	70-130

eurofins | Air Toxics

Client Sample ID: VMP-19-5-013113

Lab ID#: 1302070A-10A

EPA METHOD TO-15 GC/MS FULL SCAN

File Name:	**p021117**	**Date of Collection:**	**1/31/13 4:26:00 PM**
Dil. Factor:	**2.58**	**Date of Analysis:**	**2/11/13 05:44 PM**

Compound	Rpt. Limit (ppbv)	Amount (ppbv)	Rpt. Limit (ug/m3)	Amount (ug/m3)
Freon 12	1.3	0.46 J	6.4	2.3 J
Freon 114	1.3	Not Detected	9.0	Not Detected
Chloromethane	13	Not Detected	27	Not Detected
Vinyl Chloride	1.3	Not Detected	3.3	Not Detected
1,3-Butadiene	1.3	Not Detected	2.8	Not Detected
Bromomethane	13	Not Detected	50	Not Detected
Chloroethane	5.2	Not Detected	14	Not Detected
Freon 11	1.3	0.21 J	7.2	1.2 J
Ethanol	5.2	12	9.7	22
Freon 113	1.3	Not Detected	9.9	Not Detected
1,1-Dichloroethene	1.3	Not Detected	5.1	Not Detected
Acetone	13	9.6 J	31	23 J
2-Propanol	5.2	34	13	83
Carbon Disulfide	5.2	~~0.66 J~~	16	~~2.1 J~~
3-Chloropropene	5.2	Not Detected	16	Not Detected
Methylene Chloride	13	~~0.16 J~~	45	~~0.54 J~~
Methyl tert-butyl ether	1.3	Not Detected	4.6	Not Detected
trans-1,2-Dichloroethene	1.3	Not Detected	5.1	Not Detected
Hexane	1.3	5.5	4.5	19
1,1-Dichloroethane	1.3	Not Detected	5.2	Not Detected
2-Butanone (Methyl Ethyl Ketone)	5.2	Not Detected	15	Not Detected
cis-1,2-Dichloroethene	1.3	Not Detected	5.1	Not Detected
Tetrahydrofuran	1.3	Not Detected	3.8	Not Detected
Chloroform	1.3	Not Detected	6.3	Not Detected
1,1,1-Trichloroethane	1.3	Not Detected	7.0	Not Detected
Cyclohexane	1.3	3.6	4.4	12
Carbon Tetrachloride	1.3	Not Detected	8.1	Not Detected
2,2,4-Trimethylpentane	1.3	4.3	6.0	20
Benzene	1.3	470	4.1	1500
1,2-Dichloroethane	1.3	Not Detected	5.2	Not Detected
Heptane	1.3	2.4	5.3	9.6
Trichloroethene	1.3	Not Detected	6.9	Not Detected
1,2-Dichloropropane	1.3	Not Detected	6.0	Not Detected
1,4-Dioxane	5.2	Not Detected	18	Not Detected
Bromodichloromethane	1.3	Not Detected	8.6	Not Detected
cis-1,3-Dichloropropene	1.3	Not Detected	5.8	Not Detected
4-Methyl-2-pentanone	1.3	Not Detected	5.3	Not Detected
Toluene	1.3	1.3	4.9	5.0
trans-1,3-Dichloropropene	1.3	Not Detected	5.8	Not Detected
1,1,2-Trichloroethane	1.3	Not Detected	7.0	Not Detected
Tetrachloroethene	1.3	0.14 J	8.8	0.99 J
2-Hexanone	5.2	Not Detected	21	Not Detected

eurofins | Air Toxics

Client Sample ID: VMP-19-5-013113

Lab ID#: 1302070A-10A

EPA METHOD TO-15 GC/MS FULL SCAN

File Name:	**p021117**	**Date of Collection: 1/31/13 4:26:00 PM**	
Dil. Factor:	**2.58**	**Date of Analysis: 2/11/13 05:44 PM**	

Compound	Rpt. Limit (ppbv)	Amount (ppbv)	Rpt. Limit (ug/m3)	Amount (ug/m3)
Dibromochloromethane	1.3	Not Detected	11	Not Detected
1,2-Dibromoethane (EDB)	1.3	Not Detected	9.9	Not Detected
Chlorobenzene	1.3	Not Detected	5.9	Not Detected
Ethyl Benzene	1.3	9.8	5.6	42
m,p-Xylene	1.3	25	5.6	110
o-Xylene	1.3	4.0	5.6	17
Styrene	1.3	Not Detected	5.5	Not Detected
Bromoform	1.3	Not Detected	13	Not Detected
Cumene	1.3	13	6.3	63
1,1,2,2-Tetrachloroethane	1.3	Not Detected	8.8	Not Detected
Propylbenzene	1.3	10	6.3	49
4-Ethyltoluene	1.3	19	6.3	92
1,3,5-Trimethylbenzene	1.3	12	6.3	57
1,2,4-Trimethylbenzene	1.3	29	6.3	140
1,3-Dichlorobenzene	1.3	Not Detected	7.8	Not Detected
1,4-Dichlorobenzene	1.3	Not Detected	7.8	Not Detected
alpha-Chlorotoluene	1.3	Not Detected	6.7	Not Detected
1,2-Dichlorobenzene	1.3	Not Detected	7.8	Not Detected
1,2,4-Trichlorobenzene	5.2	~~0.38 J~~	38	~~2.8 J~~
Hexachlorobutadiene	5.2	Not Detected	55	Not Detected
Butane	5.2	24	12	57
Isopentane	5.2	40	15	120

J = Estimated value.

Container Type: 1 Liter Summa Canister

Surrogates	%Recovery	Method Limits
Toluene-d8	98	70-130
1,2-Dichloroethane-d4	87	70-130
4-Bromofluorobenzene	98	70-130

eurofins | Air Toxics

Client Sample ID: VMP-42-10-013113

Lab ID#: 1302070A-11A

EPA METHOD TO-15 GC/MS FULL SCAN

File Name:	p021118	**Date of Collection:**	1/31/13 1:13:00 PM
Dil. Factor:	2.82	**Date of Analysis:**	2/11/13 06:15 PM

Compound	Rpt. Limit (ppbv)	Amount (ppbv)	Rpt. Limit (ug/m3)	Amount (ug/m3)
Freon 12	1.4	0.50 J	7.0	2.5 J
Freon 114	1.4	Not Detected	9.8	Not Detected
Chloromethane	14	Not Detected	29	Not Detected
Vinyl Chloride	1.4	Not Detected	3.6	Not Detected
1,3-Butadiene	1.4	Not Detected	3.1	Not Detected
Bromomethane	14	Not Detected	55	Not Detected
Chloroethane	5.6	Not Detected	15	Not Detected
Freon 11	1.4	0.21 J	7.9	1.2 J
Ethanol	5.6	1.2 J	11	2.2 J
Freon 113	1.4	Not Detected	11	Not Detected
1,1-Dichloroethene	1.4	Not Detected	5.6	Not Detected
Acetone	14	1.9 J	33	4.5 J
2-Propanol	5.6	0.93 J	14	2.3 J
Carbon Disulfide	5.6	~~0.62 J~~	18	~~1.9 J~~
3-Chloropropene	5.6	Not Detected	18	Not Detected
Methylene Chloride	14	Not Detected	49	Not Detected
Methyl tert-butyl ether	1.4	Not Detected	5.1	Not Detected
trans-1,2-Dichloroethene	1.4	Not Detected	5.6	Not Detected
Hexane	1.4	0.26 J	5.0	0.93 J
1,1-Dichloroethane	1.4	Not Detected	5.7	Not Detected
2-Butanone (Methyl Ethyl Ketone)	5.6	Not Detected	17	Not Detected
cis-1,2-Dichloroethene	1.4	Not Detected	5.6	Not Detected
Tetrahydrofuran	1.4	Not Detected	4.2	Not Detected
Chloroform	1.4	Not Detected	6.9	Not Detected
1,1,1-Trichloroethane	1.4	Not Detected	7.7	Not Detected
Cyclohexane	1.4	Not Detected	4.8	Not Detected
Carbon Tetrachloride	1.4	Not Detected	8.9	Not Detected
2,2,4-Trimethylpentane	1.4	0.43 J	6.6	2.0 J
Benzene	1.4	0.73 J	4.5	2.3 J
1,2-Dichloroethane	1.4	Not Detected	5.7	Not Detected
Heptane	1.4	Not Detected	5.8	Not Detected
Trichloroethene	1.4	Not Detected	7.6	Not Detected
1,2-Dichloropropane	1.4	Not Detected	6.5	Not Detected
1,4-Dioxane	5.6	Not Detected	20	Not Detected
Bromodichloromethane	1.4	Not Detected	9.4	Not Detected
cis-1,3-Dichloropropene	1.4	Not Detected	6.4	Not Detected
4-Methyl-2-pentanone	1.4	Not Detected	5.8	Not Detected
Toluene	1.4	Not Detected	5.3	Not Detected
trans-1,3-Dichloropropene	1.4	Not Detected	6.4	Not Detected
1,1,2-Trichloroethane	1.4	Not Detected	7.7	Not Detected
Tetrachloroethene	1.4	Not Detected	9.6	Not Detected
2-Hexanone	5.6	Not Detected	23	Not Detected

eurofins | Air Toxics

Client Sample ID: VMP-42-10-013113
Lab ID#: 1302070A-11A

EPA METHOD TO-15 GC/MS FULL SCAN

File Name:	**p021118**	**Date of Collection: 1/31/13 1:13:00 PM**	
Dil. Factor:	**2.82**	**Date of Analysis: 2/11/13 06:15 PM**	

Compound	Rpt. Limit (ppbv)	Amount (ppbv)	Rpt. Limit (ug/m3)	Amount (ug/m3)
Dibromochloromethane	1.4	Not Detected	12	Not Detected
1,2-Dibromoethane (EDB)	1.4	Not Detected	11	Not Detected
Chlorobenzene	1.4	Not Detected	6.5	Not Detected
Ethyl Benzene	1.4	Not Detected	6.1	Not Detected
m,p-Xylene	1.4	Not Detected	6.1	Not Detected
o-Xylene	1.4	Not Detected	6.1	Not Detected
Styrene	1.4	Not Detected	6.0	Not Detected
Bromoform	1.4	Not Detected	14	Not Detected
Cumene	1.4	Not Detected	6.9	Not Detected
1,1,2,2-Tetrachloroethane	1.4	Not Detected	9.7	Not Detected
Propylbenzene	1.4	Not Detected	6.9	Not Detected
4-Ethyltoluene	1.4	~~0.18 J~~	6.9	~~0.89 J~~
1,3,5-Trimethylbenzene	1.4	Not Detected	6.9	Not Detected
1,2,4-Trimethylbenzene	1.4	~~0.44 J~~	6.9	~~2.1 J~~
1,3-Dichlorobenzene	1.4	Not Detected	8.5	Not Detected
1,4-Dichlorobenzene	1.4	Not Detected	8.5	Not Detected
alpha-Chlorotoluene	1.4	Not Detected	7.3	Not Detected
1,2-Dichlorobenzene	1.4	Not Detected	8.5	Not Detected
1,2,4-Trichlorobenzene	5.6	Not Detected	42	Not Detected
Hexachlorobutadiene	5.6	Not Detected	60	Not Detected
Butane	5.6	Not Detected	13	Not Detected
Isopentane	5.6	Not Detected	17	Not Detected

J = Estimated value.

Container Type: 1 Liter Summa Canister

Surrogates	%Recovery	Method Limits
Toluene-d8	96	70-130
1,2-Dichloroethane-d4	84	70-130
4-Bromofluorobenzene	98	70-130

eurofins | Air Toxics

Client Sample ID: VMP-42-20-013113
Lab ID#: 1302070A-12A

EPA METHOD TO-15 GC/MS FULL SCAN

File Name:	p021119	**Date of Collection:**	1/31/13 2:09:00 PM
Dil. Factor:	2.58	**Date of Analysis:**	2/11/13 06:49 PM

Compound	Rpt. Limit (ppbv)	Amount (ppbv)	Rpt. Limit (ug/m3)	Amount (ug/m3)
Freon 12	1.3	0.40 J	6.4	2.0 J
Freon 114	1.3	Not Detected	9.0	Not Detected
Chloromethane	13	Not Detected	27	Not Detected
Vinyl Chloride	1.3	Not Detected	3.3	Not Detected
1,3-Butadiene	1.3	Not Detected	2.8	Not Detected
Bromomethane	13	Not Detected	50	Not Detected
Chloroethane	5.2	Not Detected	14	Not Detected
Freon 11	1.3	0.24 J	7.2	1.4 J
Ethanol	5.2	2.4 J	9.7	4.5 J
Freon 113	1.3	Not Detected	9.9	Not Detected
1,1-Dichloroethene	1.3	Not Detected	5.1	Not Detected
Acetone	13	3.1 J	31	7.3 J
2-Propanol	5.2	1.1 J	13	2.6 J
Carbon Disulfide	5.2	~~0.66 J~~ U	16	~~2.0 J~~ U
3-Chloropropene	5.2	Not Detected	16	Not Detected
Methylene Chloride	13	1.5 J	45	5.3 J
Methyl tert-butyl ether	1.3	Not Detected	4.6	Not Detected
trans-1,2-Dichloroethene	1.3	Not Detected	5.1	Not Detected
Hexane	1.3	1.3	4.5	4.5
1,1-Dichloroethane	1.3	Not Detected	5.2	Not Detected
2-Butanone (Methyl Ethyl Ketone)	5.2	Not Detected	15	Not Detected
cis-1,2-Dichloroethene	1.3	Not Detected	5.1	Not Detected
Tetrahydrofuran	1.3	Not Detected	3.8	Not Detected
Chloroform	1.3	5.1	6.3	25
1,1,1-Trichloroethane	1.3	Not Detected	7.0	Not Detected
Cyclohexane	1.3	Not Detected	4.4	Not Detected
Carbon Tetrachloride	1.3	Not Detected	8.1	Not Detected
2,2,4-Trimethylpentane	1.3	0.23 J	6.0	1.1 J
Benzene	1.3	2.0	4.1	6.3
1,2-Dichloroethane	1.3	Not Detected	5.2	Not Detected
Heptane	1.3	0.95 J	5.3	3.9 J
Trichloroethene	1.3	Not Detected	6.9	Not Detected
1,2-Dichloropropane	1.3	Not Detected	6.0	Not Detected
1,4-Dioxane	5.2	Not Detected	18	Not Detected
Bromodichloromethane	1.3	Not Detected	8.6	Not Detected
cis-1,3-Dichloropropene	1.3	Not Detected	5.8	Not Detected
4-Methyl-2-pentanone	1.3	Not Detected	5.3	Not Detected
Toluene	1.3	~~0.22 J~~ U	4.9	~~0.82 J~~ U
trans-1,3-Dichloropropene	1.3	Not Detected	5.8	Not Detected
1,1,2-Trichloroethane	1.3	Not Detected	7.0	Not Detected
Tetrachloroethene	1.3	~~0.46 J~~ U	8.8	~~3.1 J~~ U
2-Hexanone	5.2	Not Detected	21	Not Detected

eurofins | Air Toxics

Client Sample ID: VMP-42-20-013113

Lab ID#: 1302070A-12A

EPA METHOD TO-15 GC/MS FULL SCAN

File Name:	**p021119**	**Date of Collection: 1/31/13 2:09:00 PM**	
Dil. Factor:	**2.58**	**Date of Analysis: 2/11/13 06:49 PM**	

Compound	Rpt. Limit (ppbv)	Amount (ppbv)	Rpt. Limit (ug/m3)	Amount (ug/m3)
Dibromochloromethane	1.3	Not Detected	11	Not Detected
1,2-Dibromoethane (EDB)	1.3	Not Detected	9.9	Not Detected
Chlorobenzene	1.3	Not Detected	5.9	Not Detected
Ethyl Benzene	1.3	Not Detected	5.6	Not Detected
m,p-Xylene	1.3	Not Detected	5.6	Not Detected
o-Xylene	1.3	Not Detected	5.6	Not Detected
Styrene	1.3	Not Detected	5.5	Not Detected
Bromoform	1.3	Not Detected	13	Not Detected
Cumene	1.3	Not Detected	6.3	Not Detected
1,1,2,2-Tetrachloroethane	1.3	Not Detected	8.8	Not Detected
Propylbenzene	1.3	Not Detected	6.3	Not Detected
4-Ethyltoluene	1.3	~~0.13 J~~ U	6.3	~~0.66 J~~ U
1,3,5-Trimethylbenzene	1.3	Not Detected	6.3	Not Detected
1,2,4-Trimethylbenzene	1.3	Not Detected	6.3	Not Detected
1,3-Dichlorobenzene	1.3	Not Detected	7.8	Not Detected
1,4-Dichlorobenzene	1.3	Not Detected	7.8	Not Detected
alpha-Chlorotoluene	1.3	Not Detected	6.7	Not Detected
1,2-Dichlorobenzene	1.3	Not Detected	7.8	Not Detected
1,2,4-Trichlorobenzene	5.2	Not Detected	38	Not Detected
Hexachlorobutadiene	5.2	Not Detected	55	Not Detected
Butane	5.2	5.0 J	12	12 J
Isopentane	5.2	1.7 J	15	5.1 J

J = Estimated value.

Container Type: 1 Liter Summa Canister

Surrogates	%Recovery	Method Limits
Toluene-d8	98	70-130
1,2-Dichloroethane-d4	81	70-130
4-Bromofluorobenzene	99	70-130

eurofins | Air Toxics

Client Sample ID: VMP-42-30-013113

Lab ID#: 1302070A-13A

EPA METHOD TO-15 GC/MS FULL SCAN

File Name:	**p021120**	**Date of Collection:**	**1/31/13 3:00:00 PM**
Dil. Factor:	**2.76**	**Date of Analysis:**	**2/11/13 07:23 PM**

Compound	Rpt. Limit (ppbv)	Amount (ppbv)	Rpt. Limit (ug/m3)	Amount (ug/m3)
Freon 12	1.4	0.41 J	6.8	2.0 J
Freon 114	1.4	Not Detected	9.6	Not Detected
Chloromethane	14	Not Detected	28	Not Detected
Vinyl Chloride	1.4	Not Detected	3.5	Not Detected
1,3-Butadiene	1.4	Not Detected	3.0	Not Detected
Bromomethane	14	Not Detected	54	Not Detected
Chloroethane	5.5	Not Detected	14	Not Detected
Freon 11	1.4	0.60 J	7.8	3.4 J
Ethanol	5.5	2.0 J	10	3.8 J
Freon 113	1.4	Not Detected	10	Not Detected
1,1-Dichloroethene	1.4	Not Detected	5.5	Not Detected
Acetone	14	2.6 J	33	6.2 J
2-Propanol	5.5	0.59 J	14	1.4 J
Carbon Disulfide	5.5	1.9 J	17	6.1 J
3-Chloropropene	5.5	Not Detected	17	Not Detected
Methylene Chloride	14	Not Detected	48	Not Detected
Methyl tert-butyl ether	1.4	Not Detected	5.0	Not Detected
trans-1,2-Dichloroethene	1.4	Not Detected	5.5	Not Detected
Hexane	1.4	0.50 J	4.9	1.8 J
1,1-Dichloroethane	1.4	Not Detected	5.6	Not Detected
2-Butanone (Methyl Ethyl Ketone)	5.5	Not Detected	16	Not Detected
cis-1,2-Dichloroethene	1.4	Not Detected	5.5	Not Detected
Tetrahydrofuran	1.4	Not Detected	4.1	Not Detected
Chloroform	1.4	1.6	6.7	7.9
1,1,1-Trichloroethane	1.4	Not Detected	7.5	Not Detected
Cyclohexane	1.4	0.65 J	4.8	2.2 J
Carbon Tetrachloride	1.4	Not Detected	8.7	Not Detected
2,2,4-Trimethylpentane	1.4	51	6.4	240
Benzene	1.4	Not Detected	4.4	Not Detected
1,2-Dichloroethane	1.4	Not Detected	5.6	Not Detected
Heptane	1.4	0.32 J	5.6	1.3 J
Trichloroethene	1.4	Not Detected	7.4	Not Detected
1,2-Dichloropropane	1.4	Not Detected	6.4	Not Detected
1,4-Dioxane	5.5	Not Detected	20	Not Detected
Bromodichloromethane	1.4	Not Detected	9.2	Not Detected
cis-1,3-Dichloropropene	1.4	Not Detected	6.3	Not Detected
4-Methyl-2-pentanone	1.4	Not Detected	5.6	Not Detected
Toluene	1.4	~~0.12 J~~	5.2	~~0.46 J~~
trans-1,3-Dichloropropene	1.4	Not Detected	6.3	Not Detected
1,1,2-Trichloroethane	1.4	Not Detected	7.5	Not Detected
Tetrachloroethene	1.4	Not Detected	9.4	Not Detected
2-Hexanone	5.5	Not Detected	23	Not Detected

eurofins | Air Toxics

Client Sample ID: VMP-42-30-013113

Lab ID#: 1302070A-13A

EPA METHOD TO-15 GC/MS FULL SCAN

File Name:	p021120	**Date of Collection:**	1/31/13 3:00:00 PM
Dil. Factor:	2.76	**Date of Analysis:**	2/11/13 07:23 PM

Compound	Rpt. Limit (ppbv)	Amount (ppbv)	Rpt. Limit (ug/m3)	Amount (ug/m3)
Dibromochloromethane	1.4	Not Detected	12	Not Detected
1,2-Dibromoethane (EDB)	1.4	Not Detected	11	Not Detected
Chlorobenzene	1.4	Not Detected	6.4	Not Detected
Ethyl Benzene	1.4	Not Detected	6.0	Not Detected
m,p-Xylene	1.4	Not Detected	6.0	Not Detected
o-Xylene	1.4	Not Detected	6.0	Not Detected
Styrene	1.4	Not Detected	5.9	Not Detected
Bromoform	1.4	Not Detected	14	Not Detected
Cumene	1.4	Not Detected	6.8	Not Detected
1,1,2,2-Tetrachloroethane	1.4	Not Detected	9.5	Not Detected
Propylbenzene	1.4	Not Detected	6.8	Not Detected
4-Ethyltoluene	1.4	Not Detected	6.8	Not Detected
1,3,5-Trimethylbenzene	1.4	Not Detected	6.8	Not Detected
1,2,4-Trimethylbenzene	1.4	Not Detected	6.8	Not Detected
1,3-Dichlorobenzene	1.4	Not Detected	8.3	Not Detected
1,4-Dichlorobenzene	1.4	Not Detected	8.3	Not Detected
alpha-Chlorotoluene	1.4	Not Detected	7.1	Not Detected
1,2-Dichlorobenzene	1.4	Not Detected	8.3	Not Detected
1,2,4-Trichlorobenzene	5.5	Not Detected	41	Not Detected
Hexachlorobutadiene	5.5	Not Detected	59	Not Detected
Butane	5.5	140	13	330
Isopentane	5.5	34	16	100

J = Estimated value.

Container Type: 1 Liter Summa Canister

Surrogates	%Recovery	Method Limits
Toluene-d8	97	70-130
1,2-Dichloroethane-d4	86	70-130
4-Bromofluorobenzene	98	70-130

eurofins | Air Toxics

Client Sample ID: VMP-45-10-013013

Lab ID#: 1302070A-14A

EPA METHOD TO-15 GC/MS FULL SCAN

File Name:	p021121	**Date of Collection:**	1/30/13 3:00:00 PM
Dil. Factor:	2.52	**Date of Analysis:**	2/11/13 07:52 PM

Compound	Rpt. Limit (ppbv)	Amount (ppbv)	Rpt. Limit (ug/m3)	Amount (ug/m3)
Freon 12	1.3	0.45 J	6.2	2.2 J
Freon 114	1.3	Not Detected	8.8	Not Detected
Chloromethane	13	Not Detected	26	Not Detected
Vinyl Chloride	1.3	Not Detected	3.2	Not Detected
1,3-Butadiene	1.3	Not Detected	2.8	Not Detected
Bromomethane	13	Not Detected	49	Not Detected
Chloroethane	5.0	Not Detected	13	Not Detected
Freon 11	1.3	0.19 J	7.1	1.1 J
Ethanol	5.0	12	9.5	22
Freon 113	1.3	Not Detected	9.6	Not Detected
1,1-Dichloroethene	1.3	Not Detected	5.0	Not Detected
Acetone	13	7.4 J	30	18 J
2-Propanol	5.0	23	12	57
Carbon Disulfide	5.0	~~0.63 J~~	16	~~2.0 J~~
3-Chloropropene	5.0	Not Detected	16	Not Detected
Methylene Chloride	13	Not Detected	44	Not Detected
Methyl tert-butyl ether	1.3	Not Detected	4.5	Not Detected
trans-1,2-Dichloroethene	1.3	Not Detected	5.0	Not Detected
Hexane	1.3	0.57 J	4.4	2.0 J
1,1-Dichloroethane	1.3	Not Detected	5.1	Not Detected
2-Butanone (Methyl Ethyl Ketone)	5.0	Not Detected	15	Not Detected
cis-1,2-Dichloroethene	1.3	Not Detected	5.0	Not Detected
Tetrahydrofuran	1.3	Not Detected	3.7	Not Detected
Chloroform	1.3	Not Detected	6.2	Not Detected
1,1,1-Trichloroethane	1.3	Not Detected	6.9	Not Detected
Cyclohexane	1.3	Not Detected	4.3	Not Detected
Carbon Tetrachloride	1.3	Not Detected	7.9	Not Detected
2,2,4-Trimethylpentane	1.3	1.0 J	5.9	4.8 J
Benzene	1.3	5.1	4.0	16
1,2-Dichloroethane	1.3	Not Detected	5.1	Not Detected
Heptane	1.3	0.29 J	5.2	1.2 J
Trichloroethene	1.3	Not Detected	6.8	Not Detected
1,2-Dichloropropane	1.3	Not Detected	5.8	Not Detected
1,4-Dioxane	5.0	Not Detected	18	Not Detected
Bromodichloromethane	1.3	Not Detected	8.4	Not Detected
cis-1,3-Dichloropropene	1.3	Not Detected	5.7	Not Detected
4-Methyl-2-pentanone	1.3	0.28 J	5.2	1.1 J
Toluene	1.3	~~0.34 J~~	4.7	~~1.3 J~~
trans-1,3-Dichloropropene	1.3	Not Detected	5.7	Not Detected
1,1,2-Trichloroethane	1.3	Not Detected	6.9	Not Detected
Tetrachloroethene	1.3	Not Detected	8.5	Not Detected
2-Hexanone	5.0	Not Detected	21	Not Detected

eurofins | Air Toxics

Client Sample ID: VMP-45-10-013013

Lab ID#: 1302070A-14A

EPA METHOD TO-15 GC/MS FULL SCAN

File Name:	**p021121**	**Date of Collection:**	**1/30/13 3:00:00 PM**
Dil. Factor:	**2.52**	**Date of Analysis:**	**2/11/13 07:52 PM**

Compound	Rpt. Limit (ppbv)	Amount (ppbv)	Rpt. Limit (ug/m3)	Amount (ug/m3)
Dibromochloromethane	1.3	Not Detected	11	Not Detected
1,2-Dibromoethane (EDB)	1.3	Not Detected	9.7	Not Detected
Chlorobenzene	1.3	Not Detected	5.8	Not Detected
Ethyl Benzene	1.3	Not Detected	5.5	Not Detected
m,p-Xylene	1.3	Not Detected	5.5	Not Detected
o-Xylene	1.3	Not Detected	5.5	Not Detected
Styrene	1.3	Not Detected	5.4	Not Detected
Bromoform	1.3	Not Detected	13	Not Detected
Cumene	1.3	Not Detected	6.2	Not Detected
1,1,2,2-Tetrachloroethane	1.3	Not Detected	8.6	Not Detected
Propylbenzene	1.3	Not Detected	6.2	Not Detected
4-Ethyltoluene	1.3	Not Detected	6.2	Not Detected
1,3,5-Trimethylbenzene	1.3	Not Detected	6.2	Not Detected
1,2,4-Trimethylbenzene	1.3	Not Detected	6.2	Not Detected
1,3-Dichlorobenzene	1.3	Not Detected	7.6	Not Detected
1,4-Dichlorobenzene	1.3	Not Detected	7.6	Not Detected
alpha-Chlorotoluene	1.3	Not Detected	6.5	Not Detected
1,2-Dichlorobenzene	1.3	Not Detected	7.6	Not Detected
1,2,4-Trichlorobenzene	5.0	Not Detected	37	Not Detected
Hexachlorobutadiene	5.0	Not Detected	54	Not Detected
Butane	5.0	2.1 J	12	5.0 J
Isopentane	5.0	0.86 J	15	2.5 J

J = Estimated value.

Container Type: 1 Liter Summa Canister

Surrogates	%Recovery	Method Limits
Toluene-d8	98	70-130
1,2-Dichloroethane-d4	84	70-130
4-Bromofluorobenzene	100	70-130

eurofins | Air Toxics

Client Sample ID: VMP-45-20-013013

Lab ID#: 1302070A-15A

EPA METHOD TO-15 GC/MS FULL SCAN

File Name:	**p021122**	**Date of Collection:**	**1/30/13 3:46:00 PM**
Dil. Factor:	**2.64**	**Date of Analysis:**	**2/11/13 08:27 PM**

Compound	Rpt. Limit (ppbv)	Amount (ppbv)	Rpt. Limit (ug/m3)	Amount (ug/m3)
Freon 12	1.3	0.49 J	6.5	2.4 J
Freon 114	1.3	Not Detected	9.2	Not Detected
Chloromethane	13	Not Detected	27	Not Detected
Vinyl Chloride	1.3	Not Detected	3.4	Not Detected
1,3-Butadiene	1.3	Not Detected	2.9	Not Detected
Bromomethane	13	Not Detected	51	Not Detected
Chloroethane	5.3	Not Detected	14	Not Detected
Freon 11	1.3	0.18 J	7.4	1.0 J
Ethanol	5.3	1.9 J	9.9	3.5 J
Freon 113	1.3	Not Detected	10	Not Detected
1,1-Dichloroethene	1.3	Not Detected	5.2	Not Detected
Acetone	13	10 J	31	24 J
2-Propanol	5.3	3.3 J	13	8.1 J
Carbon Disulfide	5.3	~~0.60 J~~ U	16	~~1.9 J~~ U
3-Chloropropene	5.3	Not Detected	16	Not Detected
Methylene Chloride	13	Not Detected	46	Not Detected
Methyl tert-butyl ether	1.3	Not Detected	4.8	Not Detected
trans-1,2-Dichloroethene	1.3	Not Detected	5.2	Not Detected
Hexane	1.3	Not Detected	4.6	Not Detected
1,1-Dichloroethane	1.3	Not Detected	5.3	Not Detected
2-Butanone (Methyl Ethyl Ketone)	5.3	1.2 J	16	3.6 J
cis-1,2-Dichloroethene	1.3	Not Detected	5.2	Not Detected
Tetrahydrofuran	1.3	Not Detected	3.9	Not Detected
Chloroform	1.3	2.3	6.4	11
1,1,1-Trichloroethane	1.3	Not Detected	7.2	Not Detected
Cyclohexane	1.3	Not Detected	4.5	Not Detected
Carbon Tetrachloride	1.3	Not Detected	8.3	Not Detected
2,2,4-Trimethylpentane	1.3	66	6.2	310
Benzene	1.3	Not Detected	4.2	Not Detected
1,2-Dichloroethane	1.3	Not Detected	5.3	Not Detected
Heptane	1.3	Not Detected	5.4	Not Detected
Trichloroethene	1.3	Not Detected	7.1	Not Detected
1,2-Dichloropropane	1.3	Not Detected	6.1	Not Detected
1,4-Dioxane	5.3	Not Detected	19	Not Detected
Bromodichloromethane	1.3	Not Detected	8.8	Not Detected
cis-1,3-Dichloropropene	1.3	Not Detected	6.0	Not Detected
4-Methyl-2-pentanone	1.3	Not Detected	5.4	Not Detected
Toluene	1.3	~~0.10 J~~ U	5.0	~~0.38 J~~ U
trans-1,3-Dichloropropene	1.3	Not Detected	6.0	Not Detected
1,1,2-Trichloroethane	1.3	Not Detected	7.2	Not Detected
Tetrachloroethene	1.3	Not Detected	9.0	Not Detected
2-Hexanone	5.3	Not Detected	22	Not Detected

eurofins | Air Toxics

Client Sample ID: VMP-45-20-013013

Lab ID#: 1302070A-15A

EPA METHOD TO-15 GC/MS FULL SCAN

File Name:	**p021122**	**Date of Collection: 1/30/13 3:46:00 PM**	
Dil. Factor:	**2.64**	**Date of Analysis: 2/11/13 08:27 PM**	

Compound	Rpt. Limit (ppbv)	Amount (ppbv)	Rpt. Limit (ug/m3)	Amount (ug/m3)
Dibromochloromethane	1.3	Not Detected	11	Not Detected
1,2-Dibromoethane (EDB)	1.3	Not Detected	10	Not Detected
Chlorobenzene	1.3	Not Detected	6.1	Not Detected
Ethyl Benzene	1.3	Not Detected	5.7	Not Detected
m,p-Xylene	1.3	Not Detected	5.7	Not Detected
o-Xylene	1.3	Not Detected	5.7	Not Detected
Styrene	1.3	Not Detected	5.6	Not Detected
Bromoform	1.3	Not Detected	14	Not Detected
Cumene	1.3	Not Detected	6.5	Not Detected
1,1,2,2-Tetrachloroethane	1.3	Not Detected	9.1	Not Detected
Propylbenzene	1.3	Not Detected	6.5	Not Detected
4-Ethyltoluene	1.3	Not Detected	6.5	Not Detected
1,3,5-Trimethylbenzene	1.3	Not Detected	6.5	Not Detected
1,2,4-Trimethylbenzene	1.3	Not Detected	6.5	Not Detected
1,3-Dichlorobenzene	1.3	Not Detected	7.9	Not Detected
1,4-Dichlorobenzene	1.3	Not Detected	7.9	Not Detected
alpha-Chlorotoluene	1.3	Not Detected	6.8	Not Detected
1,2-Dichlorobenzene	1.3	Not Detected	7.9	Not Detected
1,2,4-Trichlorobenzene	5.3	Not Detected	39	Not Detected
Hexachlorobutadiene	5.3	Not Detected	56	Not Detected
Butane	5.3	8.9	12	21
Isopentane	5.3	1.7 J	16	5.1 J

J = Estimated value.

Container Type: 1 Liter Summa Canister

Surrogates	%Recovery	Method Limits
Toluene-d8	98	70-130
1,2-Dichloroethane-d4	83	70-130
4-Bromofluorobenzene	97	70-130

eurofins | Air Toxics

Client Sample ID: VMP-45-30-013013

Lab ID#: 1302070A-16A

EPA METHOD TO-15 GC/MS FULL SCAN

File Name:	**p021123**	**Date of Collection:**	**1/30/13 4:35:00 PM**
Dil. Factor:	**4.84**	**Date of Analysis:**	**2/11/13 08:59 PM**

Compound	Rpt. Limit (ppbv)	Amount (ppbv)	Rpt. Limit (ug/m3)	Amount (ug/m3)
Freon 12	2.4	0.36 J	12	1.8 J
Freon 114	2.4	Not Detected	17	Not Detected
Chloromethane	24	Not Detected	50	Not Detected
Vinyl Chloride	2.4	Not Detected	6.2	Not Detected
1,3-Butadiene	2.4	Not Detected	5.4	Not Detected
Bromomethane	24	Not Detected	94	Not Detected
Chloroethane	9.7	Not Detected	26	Not Detected
Freon 11	2.4	0.67 J	14	3.8 J
Ethanol	9.7	8.3 J	18	16 J
Freon 113	2.4	Not Detected	18	Not Detected
1,1-Dichloroethene	2.4	Not Detected	9.6	Not Detected
Acetone	24	22 J	57	52 J
2-Propanol	9.7	940	24	2300
Carbon Disulfide	9.7	~~1.3 J~~ U	30	~~4.1 J~~ U
3-Chloropropene	9.7	Not Detected	30	Not Detected
Methylene Chloride	24	Not Detected	84	Not Detected
Methyl tert-butyl ether	2.4	Not Detected	8.7	Not Detected
trans-1,2-Dichloroethene	2.4	Not Detected	9.6	Not Detected
Hexane	2.4	0.78 J	8.5	2.8 J
1,1-Dichloroethane	2.4	Not Detected	9.8	Not Detected
2-Butanone (Methyl Ethyl Ketone)	9.7	Not Detected	28	Not Detected
cis-1,2-Dichloroethene	2.4	Not Detected	9.6	Not Detected
Tetrahydrofuran	2.4	Not Detected	7.1	Not Detected
Chloroform	2.4	1.8 J	12	8.6 J
1,1,1-Trichloroethane	2.4	Not Detected	13	Not Detected
Cyclohexane	2.4	Not Detected	8.3	Not Detected
Carbon Tetrachloride	2.4	Not Detected	15	Not Detected
2,2,4-Trimethylpentane	2.4	120	11	560
Benzene	2.4	1.8 J	7.7	5.8 J
1,2-Dichloroethane	2.4	Not Detected	9.8	Not Detected
Heptane	2.4	Not Detected	9.9	Not Detected
Trichloroethene	2.4	Not Detected	13	Not Detected
1,2-Dichloropropane	2.4	Not Detected	11	Not Detected
1,4-Dioxane	9.7	Not Detected	35	Not Detected
Bromodichloromethane	2.4	Not Detected	16	Not Detected
cis-1,3-Dichloropropene	2.4	Not Detected	11	Not Detected
4-Methyl-2-pentanone	2.4	Not Detected	9.9	Not Detected
Toluene	2.4	~~0.40 J~~ U	9.1	~~1.5 J~~ U
trans-1,3-Dichloropropene	2.4	Not Detected	11	Not Detected
1,1,2-Trichloroethane	2.4	Not Detected	13	Not Detected
Tetrachloroethene	2.4	Not Detected	16	Not Detected
2-Hexanone	9.7	Not Detected	40	Not Detected

eurofins | Air Toxics

Client Sample ID: VMP-45-30-013013

Lab ID#: 1302070A-16A

EPA METHOD TO-15 GC/MS FULL SCAN

File Name:	**p021123**	**Date of Collection: 1/30/13 4:35:00 PM**	
Dil. Factor:	**4.84**	**Date of Analysis: 2/11/13 08:59 PM**	

Compound	Rpt. Limit (ppbv)	Amount (ppbv)	Rpt. Limit (ug/m3)	Amount (ug/m3)
Dibromochloromethane	2.4	Not Detected	21	Not Detected
1,2-Dibromoethane (EDB)	2.4	Not Detected	18	Not Detected
Chlorobenzene	2.4	Not Detected	11	Not Detected
Ethyl Benzene	2.4	Not Detected	10	Not Detected
m,p-Xylene	2.4	Not Detected	10	Not Detected
o-Xylene	2.4	Not Detected	10	Not Detected
Styrene	2.4	Not Detected	10	Not Detected
Bromoform	2.4	Not Detected	25	Not Detected
Cumene	2.4	Not Detected	12	Not Detected
1,1,2,2-Tetrachloroethane	2.4	Not Detected	17	Not Detected
Propylbenzene	2.4	Not Detected	12	Not Detected
4-Ethyltoluene	2.4	Not Detected	12	Not Detected
1,3,5-Trimethylbenzene	2.4	Not Detected	12	Not Detected
1,2,4-Trimethylbenzene	2.4	Not Detected	12	Not Detected
1,3-Dichlorobenzene	2.4	Not Detected	14	Not Detected
1,4-Dichlorobenzene	2.4	Not Detected	14	Not Detected
alpha-Chlorotoluene	2.4	Not Detected	12	Not Detected
1,2-Dichlorobenzene	2.4	Not Detected	14	Not Detected
1,2,4-Trichlorobenzene	9.7	Not Detected	72	Not Detected
Hexachlorobutadiene	9.7	Not Detected	100	Not Detected
Butane	9.7	4.7 J	23	11 J
Isopentane	9.7	2.6 J	28	7.8 J

J = Estimated value.

Container Type: 1 Liter Summa Canister

Surrogates	%Recovery	Method Limits
Toluene-d8	99	70-130
1,2-Dichloroethane-d4	83	70-130
4-Bromofluorobenzene	100	70-130

eurofins | Air Toxics

Client Sample ID: VMP-49-5-020113

Lab ID#: 1302070A-17A

EPA METHOD TO-15 GC/MS FULL SCAN

File Name:	**p021124**	**Date of Collection:**	**2/1/13 9:45:00 AM**
Dil. Factor:	**2.69**	**Date of Analysis:**	**2/11/13 09:33 PM**

Compound	Rpt. Limit (ppbv)	Amount (ppbv)	Rpt. Limit (ug/m3)	Amount (ug/m3)
Freon 12	1.3	0.43 J	6.6	2.1 J
Freon 114	1.3	Not Detected	9.4	Not Detected
Chloromethane	13	Not Detected	28	Not Detected
Vinyl Chloride	1.3	Not Detected	3.4	Not Detected
1,3-Butadiene	1.3	Not Detected	3.0	Not Detected
Bromomethane	13	Not Detected	52	Not Detected
Chloroethane	5.4	Not Detected	14	Not Detected
Freon 11	1.3	0.21 J	7.6	1.2 J
Ethanol	5.4	1.7 J	10	3.3 J
Freon 113	1.3	Not Detected	10	Not Detected
1,1-Dichloroethene	1.3	Not Detected	5.3	Not Detected
Acetone	13	11 J	32	27 J
2-Propanol	5.4	3.2 J	13	7.7 J
Carbon Disulfide	5.4	~~0.72 J~~	17	~~2.2 J~~
3-Chloropropene	5.4	Not Detected	17	Not Detected
Methylene Chloride	13	Not Detected	47	Not Detected
Methyl tert-butyl ether	1.3	Not Detected	4.8	Not Detected
trans-1,2-Dichloroethene	1.3	Not Detected	5.3	Not Detected
Hexane	1.3	Not Detected	4.7	Not Detected
1,1-Dichloroethane	1.3	Not Detected	5.4	Not Detected
2-Butanone (Methyl Ethyl Ketone)	5.4	1.8 J	16	5.5 J
cis-1,2-Dichloroethene	1.3	Not Detected	5.3	Not Detected
Tetrahydrofuran	1.3	Not Detected	4.0	Not Detected
Chloroform	1.3	Not Detected	6.6	Not Detected
1,1,1-Trichloroethane	1.3	Not Detected	7.3	Not Detected
Cyclohexane	1.3	Not Detected	4.6	Not Detected
Carbon Tetrachloride	1.3	Not Detected	8.5	Not Detected
2,2,4-Trimethylpentane	1.3	0.74 J	6.3	3.5 J
Benzene	1.3	Not Detected	4.3	Not Detected
1,2-Dichloroethane	1.3	Not Detected	5.4	Not Detected
Heptane	1.3	Not Detected	5.5	Not Detected
Trichloroethene	1.3	Not Detected	7.2	Not Detected
1,2-Dichloropropane	1.3	Not Detected	6.2	Not Detected
1,4-Dioxane	5.4	Not Detected	19	Not Detected
Bromodichloromethane	1.3	Not Detected	9.0	Not Detected
cis-1,3-Dichloropropene	1.3	Not Detected	6.1	Not Detected
4-Methyl-2-pentanone	1.3	0.33 J	5.5	1.3 J
Toluene	1.3	~~0.13 J~~	5.1	~~0.50 J~~
trans-1,3-Dichloropropene	1.3	Not Detected	6.1	Not Detected
1,1,2-Trichloroethane	1.3	Not Detected	7.3	Not Detected
Tetrachloroethene	1.3	~~0.19 J~~	9.1	~~1.3 J~~
2-Hexanone	5.4	Not Detected	22	Not Detected

eurofins | Air Toxics

Client Sample ID: VMP-49-5-020113

Lab ID#: 1302070A-17A

EPA METHOD TO-15 GC/MS FULL SCAN

File Name:	**p021124**	**Date of Collection: 2/1/13 9:45:00 AM**	
Dil. Factor:	**2.69**	**Date of Analysis: 2/11/13 09:33 PM**	

Compound	Rpt. Limit (ppbv)	Amount (ppbv)	Rpt. Limit (ug/m3)	Amount (ug/m3)
Dibromochloromethane	1.3	Not Detected	11	Not Detected
1,2-Dibromoethane (EDB)	1.3	Not Detected	10	Not Detected
Chlorobenzene	1.3	Not Detected	6.2	Not Detected
Ethyl Benzene	1.3	Not Detected	5.8	Not Detected
m,p-Xylene	1.3	Not Detected	5.8	Not Detected
o-Xylene	1.3	Not Detected	5.8	Not Detected
Styrene	1.3	Not Detected	5.7	Not Detected
Bromoform	1.3	Not Detected	14	Not Detected
Cumene	1.3	Not Detected	6.6	Not Detected
1,1,2,2-Tetrachloroethane	1.3	Not Detected	9.2	Not Detected
Propylbenzene	1.3	Not Detected	6.6	Not Detected
4-Ethyltoluene	1.3	Not Detected	6.6	Not Detected
1,3,5-Trimethylbenzene	1.3	Not Detected	6.6	Not Detected
1,2,4-Trimethylbenzene	1.3	Not Detected	6.6	Not Detected
1,3-Dichlorobenzene	1.3	Not Detected	8.1	Not Detected
1,4-Dichlorobenzene	1.3	Not Detected	8.1	Not Detected
alpha-Chlorotoluene	1.3	Not Detected	7.0	Not Detected
1,2-Dichlorobenzene	1.3	Not Detected	8.1	Not Detected
1,2,4-Trichlorobenzene	5.4	~~0.35 J~~	40	~~2.6 J~~
Hexachlorobutadiene	5.4	Not Detected	57	Not Detected
Butane	5.4	Not Detected	13	Not Detected
Isopentane	5.4	Not Detected	16	Not Detected

J = Estimated value.

Container Type: 1 Liter Summa Canister

Surrogates	%Recovery	Method Limits
Toluene-d8	99	70-130
1,2-Dichloroethane-d4	80	70-130
4-Bromofluorobenzene	103	70-130

eurofins | Air Toxics

Client Sample ID: VMP-49-10-020113

Lab ID#: 1302070A-18A

EPA METHOD TO-15 GC/MS FULL SCAN

File Name:	**p021126**	**Date of Collection: 2/1/13 10:27:00 AM**	
Dil. Factor:	**2.64**	**Date of Analysis: 2/11/13 10:24 PM**	

Compound	Rpt. Limit (ppbv)	Amount (ppbv)	Rpt. Limit (ug/m3)	Amount (ug/m3)
Freon 12	1.3	0.42 J	6.5	2.1 J
Freon 114	1.3	Not Detected	9.2	Not Detected
Chloromethane	13	Not Detected	27	Not Detected
Vinyl Chloride	1.3	Not Detected	3.4	Not Detected
1,3-Butadiene	1.3	Not Detected	2.9	Not Detected
Bromomethane	13	Not Detected	51	Not Detected
Chloroethane	5.3	Not Detected	14	Not Detected
Freon 11	1.3	0.17 J	7.4	0.98 J
Ethanol	5.3	Not Detected	9.9	Not Detected
Freon 113	1.3	Not Detected	10	Not Detected
1,1-Dichloroethene	1.3	Not Detected	5.2	Not Detected
Acetone	13	3.6 J	31	8.4 J
2-Propanol	5.3	0.73 J	13	1.8 J
Carbon Disulfide	5.3	~~0.92 J~~ U	16	~~2.9 J~~ U
3-Chloropropene	5.3	Not Detected	16	Not Detected
Methylene Chloride	13	~~0.26 J~~ U	46	~~0.92 J~~ U
Methyl tert-butyl ether	1.3	Not Detected	4.8	Not Detected
trans-1,2-Dichloroethene	1.3	Not Detected	5.2	Not Detected
Hexane	1.3	0.45 J	4.6	1.6 J
1,1-Dichloroethane	1.3	Not Detected	5.3	Not Detected
2-Butanone (Methyl Ethyl Ketone)	5.3	Not Detected	16	Not Detected
cis-1,2-Dichloroethene	1.3	Not Detected	5.2	Not Detected
Tetrahydrofuran	1.3	Not Detected	3.9	Not Detected
Chloroform	1.3	Not Detected	6.4	Not Detected
1,1,1-Trichloroethane	1.3	Not Detected	7.2	Not Detected
Cyclohexane	1.3	Not Detected	4.5	Not Detected
Carbon Tetrachloride	1.3	Not Detected	8.3	Not Detected
2,2,4-Trimethylpentane	1.3	Not Detected	6.2	Not Detected
Benzene	1.3	10	4.2	33
1,2-Dichloroethane	1.3	Not Detected	5.3	Not Detected
Heptane	1.3	Not Detected	5.4	Not Detected
Trichloroethene	1.3	Not Detected	7.1	Not Detected
1,2-Dichloropropane	1.3	Not Detected	6.1	Not Detected
1,4-Dioxane	5.3	Not Detected	19	Not Detected
Bromodichloromethane	1.3	Not Detected	8.8	Not Detected
cis-1,3-Dichloropropene	1.3	Not Detected	6.0	Not Detected
4-Methyl-2-pentanone	1.3	Not Detected	5.4	Not Detected
Toluene	1.3	~~0.15 J~~ U	5.0	~~0.58 J~~ U
trans-1,3-Dichloropropene	1.3	Not Detected	6.0	Not Detected
1,1,2-Trichloroethane	1.3	Not Detected	7.2	Not Detected
Tetrachloroethene	1.3	~~0.15 J~~ U	9.0	~~1.0 J~~ U
2-Hexanone	5.3	Not Detected	22	Not Detected

eurofins | Air Toxics

Client Sample ID: VMP-49-10-020113

Lab ID#: 1302070A-18A

EPA METHOD TO-15 GC/MS FULL SCAN

File Name:	**p021126**	**Date of Collection: 2/1/13 10:27:00 AM**	
Dil. Factor:	**2.64**	**Date of Analysis: 2/11/13 10:24 PM**	

Compound	Rpt. Limit (ppbv)	Amount (ppbv)	Rpt. Limit (ug/m3)	Amount (ug/m3)
Dibromochloromethane	1.3	Not Detected	11	Not Detected
1,2-Dibromoethane (EDB)	1.3	Not Detected	10	Not Detected
Chlorobenzene	1.3	Not Detected	6.1	Not Detected
Ethyl Benzene	1.3	~~0.23 J~~	5.7	~~0.98 J~~
m,p-Xylene	1.3	~~0.56 J~~	5.7	~~2.4 J~~
o-Xylene	1.3	Not Detected	5.7	Not Detected
Styrene	1.3	Not Detected	5.6	Not Detected
Bromoform	1.3	Not Detected	14	Not Detected
Cumene	1.3	~~0.34 J~~	6.5	~~1.7 J~~
1,1,2,2-Tetrachloroethane	1.3	Not Detected	9.1	Not Detected
Propylbenzene	1.3	~~0.43 J~~	6.5	~~2.1 J~~
4-Ethyltoluene	1.3	~~0.66 J~~	6.5	~~3.3 J~~
1,3,5-Trimethylbenzene	1.3	~~0.56 J~~	6.5	~~2.8 J~~
1,2,4-Trimethylbenzene	1.3	1.7	6.5	8.5
1,3-Dichlorobenzene	1.3	Not Detected	7.9	Not Detected
1,4-Dichlorobenzene	1.3	Not Detected	7.9	Not Detected
alpha-Chlorotoluene	1.3	Not Detected	6.8	Not Detected
1,2-Dichlorobenzene	1.3	Not Detected	7.9	Not Detected
1,2,4-Trichlorobenzene	5.3	~~0.38 J~~	39	~~2.8 J~~
Hexachlorobutadiene	5.3	Not Detected	56	Not Detected
Butane	5.3	2.0 J	12	4.8 J
Isopentane	5.3	0.68 J	16	2.0 J

J = Estimated value.

Container Type: 1 Liter Summa Canister

Surrogates	%Recovery	Method Limits
Toluene-d8	97	70-130
1,2-Dichloroethane-d4	79	70-130
4-Bromofluorobenzene	101	70-130

eurofins | Air Toxics

Client Sample ID: VMP-49-20-020113

Lab ID#: 1302070A-19A

EPA METHOD TO-15 GC/MS FULL SCAN

File Name:	**p021127**	**Date of Collection:**	**2/1/13 11:16:00 AM**
Dil. Factor:	**2.58**	**Date of Analysis:**	**2/11/13 10:49 PM**

Compound	Rpt. Limit (ppbv)	Amount (ppbv)	Rpt. Limit (ug/m3)	Amount (ug/m3)
Freon 12	1.3	0.48 J	6.4	2.4 J
Freon 114	1.3	Not Detected	9.0	Not Detected
Chloromethane	13	Not Detected	27	Not Detected
Vinyl Chloride	1.3	Not Detected	3.3	Not Detected
1,3-Butadiene	1.3	Not Detected	2.8	Not Detected
Bromomethane	13	Not Detected	50	Not Detected
Chloroethane	5.2	Not Detected	14	Not Detected
Freon 11	1.3	0.20 J	7.2	1.1 J
Ethanol	5.2	1.3 J	9.7	2.4 J
Freon 113	1.3	Not Detected	9.9	Not Detected
1,1-Dichloroethene	1.3	Not Detected	5.1	Not Detected
Acetone	13	5.8 J	31	14 J
2-Propanol	5.2	0.70 J	13	1.7 J
Carbon Disulfide	5.2	~~1.0 J~~ U	16	~~3.2 J~~ U
3-Chloropropene	5.2	Not Detected	16	Not Detected
Methylene Chloride	13	~~0.28 J~~ U	45	~~0.98 J~~ U
Methyl tert-butyl ether	1.3	Not Detected	4.6	Not Detected
trans-1,2-Dichloroethene	1.3	Not Detected	5.1	Not Detected
Hexane	1.3	0.61 J	4.5	2.1 J
1,1-Dichloroethane	1.3	Not Detected	5.2	Not Detected
2-Butanone (Methyl Ethyl Ketone)	5.2	Not Detected	15	Not Detected
cis-1,2-Dichloroethene	1.3	Not Detected	5.1	Not Detected
Tetrahydrofuran	1.3	Not Detected	3.8	Not Detected
Chloroform	1.3	Not Detected	6.3	Not Detected
1,1,1-Trichloroethane	1.3	Not Detected	7.0	Not Detected
Cyclohexane	1.3	Not Detected	4.4	Not Detected
Carbon Tetrachloride	1.3	Not Detected	8.1	Not Detected
2,2,4-Trimethylpentane	1.3	0.72 J	6.0	3.4 J
Benzene	1.3	Not Detected	4.1	Not Detected
1,2-Dichloroethane	1.3	Not Detected	5.2	Not Detected
Heptane	1.3	0.35 J	5.3	1.4 J
Trichloroethene	1.3	Not Detected	6.9	Not Detected
1,2-Dichloropropane	1.3	Not Detected	6.0	Not Detected
1,4-Dioxane	5.2	Not Detected	18	Not Detected
Bromodichloromethane	1.3	Not Detected	8.6	Not Detected
cis-1,3-Dichloropropene	1.3	Not Detected	5.8	Not Detected
4-Methyl-2-pentanone	1.3	Not Detected	5.3	Not Detected
Toluene	1.3	~~0.28 J~~ ✓	4.9	~~1.0 J~~ ✓
trans-1,3-Dichloropropene	1.3	Not Detected	5.8	Not Detected
1,1,2-Trichloroethane	1.3	Not Detected	7.0	Not Detected
Tetrachloroethene	1.3	~~0.19 J~~ U	8.8	~~1.3 J~~ ✓
2-Hexanone	5.2	Not Detected	21	Not Detected

eurofins | Air Toxics

Client Sample ID: VMP-49-20-020113

Lab ID#: 1302070A-19A

EPA METHOD TO-15 GC/MS FULL SCAN

File Name:	**p021127**	**Date of Collection: 2/1/13 11:16:00 AM**	
Dil. Factor:	**2.58**	**Date of Analysis: 2/11/13 10:49 PM**	

Compound	Rpt. Limit (ppbv)	Amount (ppbv)	Rpt. Limit (ug/m3)	Amount (ug/m3)
Dibromochloromethane	1.3	Not Detected	11	Not Detected
1,2-Dibromoethane (EDB)	1.3	Not Detected	9.9	Not Detected
Chlorobenzene	1.3	Not Detected	5.9	Not Detected
Ethyl Benzene	1.3	Not Detected	5.6	Not Detected
m,p-Xylene	1.3	Not Detected	5.6	Not Detected
o-Xylene	1.3	Not Detected	5.6	Not Detected
Styrene	1.3	Not Detected	5.5	Not Detected
Bromoform	1.3	Not Detected	13	Not Detected
Cumene	1.3	Not Detected	6.3	Not Detected
1,1,2,2-Tetrachloroethane	1.3	Not Detected	8.8	Not Detected
Propylbenzene	1.3	Not Detected	6.3	Not Detected
4-Ethyltoluene	1.3	Not Detected	6.3	Not Detected
1,3,5-Trimethylbenzene	1.3	Not Detected	6.3	Not Detected
1,2,4-Trimethylbenzene	1.3	Not Detected	6.3	Not Detected
1,3-Dichlorobenzene	1.3	Not Detected	7.8	Not Detected
1,4-Dichlorobenzene	1.3	Not Detected	7.8	Not Detected
alpha-Chlorotoluene	1.3	Not Detected	6.7	Not Detected
1,2-Dichlorobenzene	1.3	Not Detected	7.8	Not Detected
1,2,4-Trichlorobenzene	5.2	Not Detected	38	Not Detected
Hexachlorobutadiene	5.2	Not Detected	55	Not Detected
Butane	5.2	3.3 J	12	7.8 J
Isopentane	5.2	0.98 J	15	2.9 J

J = Estimated value.

Container Type: 1 Liter Summa Canister

Surrogates	%Recovery	Method Limits
Toluene-d8	98	70-130
1,2-Dichloroethane-d4	82	70-130
4-Bromofluorobenzene	103	70-130

eurofins | Air Toxics

Client Sample ID: VMP-50-5-020113

Lab ID#: 1302070A-20A

EPA METHOD TO-15 GC/MS FULL SCAN

File Name:	p021128	**Date of Collection:**	2/1/13 11:00:00 AM
Dil. Factor:	2.52	**Date of Analysis:**	2/12/13 06:50 AM

Compound	Rpt. Limit (ppbv)	Amount (ppbv)	Rpt. Limit (ug/m3)	Amount (ug/m3)
Freon 12	1.3	0.56 J	6.2	2.7 J
Freon 114	1.3	Not Detected	8.8	Not Detected
Chloromethane	13	Not Detected	26	Not Detected
Vinyl Chloride	1.3	Not Detected	3.2	Not Detected
1,3-Butadiene	1.3	Not Detected	2.8	Not Detected
Bromomethane	13	Not Detected	49	Not Detected
Chloroethane	5.0	Not Detected	13	Not Detected
Freon 11	1.3	0.21 J	7.1	1.2 J
Ethanol	5.0	1.9 J	9.5	3.7 J
Freon 113	1.3	Not Detected	9.6	Not Detected
1,1-Dichloroethene	1.3	Not Detected	5.0	Not Detected
Acetone	13	3.0 J	30	7.0 J
2-Propanol	5.0	2.3 J	12	5.7 J
Carbon Disulfide	5.0	~~1.3 J~~ U	16	~~3.9 J~~ U
3-Chloropropene	5.0	Not Detected	16	Not Detected
Methylene Chloride	13	~~0.16 J~~ U	44	~~0.57 J~~ U
Methyl tert-butyl ether	1.3	Not Detected	4.5	Not Detected
trans-1,2-Dichloroethene	1.3	Not Detected	5.0	Not Detected
Hexane	1.3	1.1 J	4.4	4.0 J
1,1-Dichloroethane	1.3	Not Detected	5.1	Not Detected
2-Butanone (Methyl Ethyl Ketone)	5.0	Not Detected	15	Not Detected
cis-1,2-Dichloroethene	1.3	Not Detected	5.0	Not Detected
Tetrahydrofuran	1.3	Not Detected	3.7	Not Detected
Chloroform	1.3	0.29 J	6.2	1.4 J
1,1,1-Trichloroethane	1.3	1.4	6.9	7.8
Cyclohexane	1.3	Not Detected	4.3	Not Detected
Carbon Tetrachloride	1.3	Not Detected	7.9	Not Detected
2,2,4-Trimethylpentane	1.3	2.6	5.9	12
Benzene	1.3	0.52 J	4.0	1.7 J
1,2-Dichloroethane	1.3	Not Detected	5.1	Not Detected
Heptane	1.3	0.29 J	5.2	1.2 J
Trichloroethene	1.3	Not Detected	6.8	Not Detected
1,2-Dichloropropane	1.3	Not Detected	5.8	Not Detected
1,4-Dioxane	5.0	Not Detected	18	Not Detected
Bromodichloromethane	1.3	Not Detected	8.4	Not Detected
cis-1,3-Dichloropropene	1.3	Not Detected	5.7	Not Detected
4-Methyl-2-pentanone	1.3	Not Detected	5.2	Not Detected
Toluene	1.3	~~0.16 J~~ U	4.7	~~0.60 J~~ U
trans-1,3-Dichloropropene	1.3	Not Detected	5.7	Not Detected
1,1,2-Trichloroethane	1.3	Not Detected	6.9	Not Detected
Tetrachloroethene	1.3	~~0.26 J~~ U	8.5	~~1.7 J~~ U
2-Hexanone	5.0	Not Detected	21	Not Detected

eurofins | Air Toxics

Client Sample ID: VMP-50-5-020113

Lab ID#: 1302070A-20A

EPA METHOD TO-15 GC/MS FULL SCAN

File Name:	**p021128**	**Date of Collection: 2/1/13 11:00:00 AM**	
Dil. Factor:	**2.52**	**Date of Analysis: 2/12/13 06:50 AM**	

Compound	Rpt. Limit (ppbv)	Amount (ppbv)	Rpt. Limit (ug/m3)	Amount (ug/m3)
Dibromochloromethane	1.3	Not Detected	11	Not Detected
1,2-Dibromoethane (EDB)	1.3	Not Detected	9.7	Not Detected
Chlorobenzene	1.3	Not Detected	5.8	Not Detected
Ethyl Benzene	1.3	Not Detected	5.5	Not Detected
m,p-Xylene	1.3	Not Detected	5.5	Not Detected
o-Xylene	1.3	Not Detected	5.5	Not Detected
Styrene	1.3	Not Detected	5.4	Not Detected
Bromoform	1.3	Not Detected	13	Not Detected
Cumene	1.3	Not Detected	6.2	Not Detected
1,1,2,2-Tetrachloroethane	1.3	Not Detected	8.6	Not Detected
Propylbenzene	1.3	Not Detected	6.2	Not Detected
4-Ethyltoluene	1.3	~~0.24 J~~	6.2	~~1.2 J~~
1,3,5-Trimethylbenzene	1.3	Not Detected	6.2	Not Detected
1,2,4-Trimethylbenzene	1.3	Not Detected	6.2	Not Detected
1,3-Dichlorobenzene	1.3	~~0.19 J~~	7.6	~~1.2 J~~
1,4-Dichlorobenzene	1.3	~~0.26 J~~	7.6	~~1.6 J~~
alpha-Chlorotoluene	1.3	Not Detected	6.5	Not Detected
1,2-Dichlorobenzene	1.3	Not Detected	7.6	Not Detected
1,2,4-Trichlorobenzene	5.0	~~0.66 J~~	37	~~4.9 J~~
Hexachlorobutadiene	5.0	Not Detected	54	Not Detected
Butane	5.0	98	12	230
Isopentane	5.0	39	15	120

J = Estimated value.

Container Type: 1 Liter Summa Canister

Surrogates	%Recovery	Method Limits
Toluene-d8	96	70-130
1,2-Dichloroethane-d4	84	70-130
4-Bromofluorobenzene	98	70-130

eurofins | Air Toxics

Client Sample ID: Lab Blank

Lab ID#: 1302070A-21A

EPA METHOD TO-15 GC/MS FULL SCAN

File Name:	**p021106a**	**Date of Collection: NA**	
Dil. Factor:	**1.00**	**Date of Analysis: 2/11/13 10:56 AM**	

Compound	Rpt. Limit (ppbv)	Amount (ppbv)	Rpt. Limit (ug/m3)	Amount (ug/m3)
Freon 12	0.50	Not Detected	2.5	Not Detected
Freon 114	0.50	Not Detected	3.5	Not Detected
Chloromethane	5.0	Not Detected	10	Not Detected
Vinyl Chloride	0.50	Not Detected	1.3	Not Detected
1,3-Butadiene	0.50	Not Detected	1.1	Not Detected
Bromomethane	5.0	Not Detected	19	Not Detected
Chloroethane	2.0	Not Detected	5.3	Not Detected
Freon 11	0.50	Not Detected	2.8	Not Detected
Ethanol	2.0	Not Detected	3.8	Not Detected
Freon 113	0.50	Not Detected	3.8	Not Detected
1,1-Dichloroethene	0.50	Not Detected	2.0	Not Detected
Acetone	5.0	Not Detected	12	Not Detected
2-Propanol	2.0	Not Detected	4.9	Not Detected
Carbon Disulfide	2.0	0.35 J	6.2	1.1 J
3-Chloropropene	2.0	Not Detected	6.3	Not Detected
Methylene Chloride	5.0	0.096 J	17	0.33 J
Methyl tert-butyl ether	0.50	Not Detected	1.8	Not Detected
trans-1,2-Dichloroethene	0.50	Not Detected	2.0	Not Detected
Hexane	0.50	Not Detected	1.8	Not Detected
1,1-Dichloroethane	0.50	Not Detected	2.0	Not Detected
2-Butanone (Methyl Ethyl Ketone)	2.0	Not Detected	5.9	Not Detected
cis-1,2-Dichloroethene	0.50	Not Detected	2.0	Not Detected
Tetrahydrofuran	0.50	Not Detected	1.5	Not Detected
Chloroform	0.50	Not Detected	2.4	Not Detected
1,1,1-Trichloroethane	0.50	Not Detected	2.7	Not Detected
Cyclohexane	0.50	Not Detected	1.7	Not Detected
Carbon Tetrachloride	0.50	Not Detected	3.1	Not Detected
2,2,4-Trimethylpentane	0.50	Not Detected	2.3	Not Detected
Benzene	0.50	Not Detected	1.6	Not Detected
1,2-Dichloroethane	0.50	Not Detected	2.0	Not Detected
Heptane	0.50	Not Detected	2.0	Not Detected
Trichloroethene	0.50	Not Detected	2.7	Not Detected
1,2-Dichloropropane	0.50	Not Detected	2.3	Not Detected
1,4-Dioxane	2.0	Not Detected	7.2	Not Detected
Bromodichloromethane	0.50	Not Detected	3.4	Not Detected
cis-1,3-Dichloropropene	0.50	Not Detected	2.3	Not Detected
4-Methyl-2-pentanone	0.50	Not Detected	2.0	Not Detected
Toluene	0.50	0.085 J	1.9	0.32 J
trans-1,3-Dichloropropene	0.50	0.13 J	2.3	0.61 J
1,1,2-Trichloroethane	0.50	Not Detected	2.7	Not Detected
Tetrachloroethene	0.50	0.13 J	3.4	0.87 J
2-Hexanone	2.0	Not Detected	8.2	Not Detected

eurofins | Air Toxics

Client Sample ID: Lab Blank

Lab ID#: 1302070A-21A

EPA METHOD TO-15 GC/MS FULL SCAN

File Name:	**p021106a**	**Date of Collection: NA**	
Dil. Factor:	**1.00**	**Date of Analysis: 2/11/13 10:56 AM**	

Compound	Rpt. Limit (ppbv)	Amount (ppbv)	Rpt. Limit (ug/m3)	Amount (ug/m3)
Dibromochloromethane	0.50	Not Detected	4.2	Not Detected
1,2-Dibromoethane (EDB)	0.50	0.15 J	3.8	1.2 J
Chlorobenzene	0.50	0.17 J	2.3	0.79 J
Ethyl Benzene	0.50	0.13 J	2.2	0.55 J
m,p-Xylene	0.50	0.18 J	2.2	0.79 J
o-Xylene	0.50	0.15 J	2.2	0.64 J
Styrene	0.50	0.14 J	2.1	0.60 J
Bromoform	0.50	0.18 J	5.2	1.9 J
Cumene	0.50	0.14 J	2.4	0.71 J
1,1,2,2-Tetrachloroethane	0.50	0.24 J	3.4	1.7 J
Propylbenzene	0.50	0.23 J	2.4	1.1 J
4-Ethyltoluene	0.50	0.20 J	2.4	0.99 J
1,3,5-Trimethylbenzene	0.50	0.23 J	2.4	1.1 J
1,2,4-Trimethylbenzene	0.50	0.20 J	2.4	0.97 J
1,3-Dichlorobenzene	0.50	0.38 J	3.0	2.3 J
1,4-Dichlorobenzene	0.50	0.40 J	3.0	2.4 J
alpha-Chlorotoluene	0.50	0.27 J	2.6	1.4 J
1,2-Dichlorobenzene	0.50	0.39 J	3.0	2.4 J
1,2,4-Trichlorobenzene	2.0	1.2 J	15	9.0 J
Hexachlorobutadiene	2.0	0.70 J	21	7.5 J
Butane	2.0	Not Detected	4.8	Not Detected
Isopentane	2.0	Not Detected	5.9	Not Detected

J = Estimated value.

Container Type: NA - Not Applicable

Surrogates	%Recovery	Method Limits
Toluene-d8	96	70-130
1,2-Dichloroethane-d4	92	70-130
4-Bromofluorobenzene	98	70-130

eurofins | Air Toxics

Client Sample ID: CCV
Lab ID#: 1302070A-22A

EPA METHOD TO-15 GC/MS FULL SCAN

File Name:	**p021102**	**Date of Collection: NA**	
Dil. Factor:	**1.00**	**Date of Analysis: 2/11/13 08:54 AM**	

Compound	%Recovery
Freon 12	97
Freon 114	101
Chloromethane	98
Vinyl Chloride	105
1,3-Butadiene	101
Bromomethane	103
Chloroethane	102
Freon 11	96
Ethanol	100
Freon 113	100
1,1-Dichloroethene	102
Acetone	103
2-Propanol	105
Carbon Disulfide	100
3-Chloropropene	104
Methylene Chloride	100
Methyl tert-butyl ether	118
trans-1,2-Dichloroethene	107
Hexane	109
1,1-Dichloroethane	100
2-Butanone (Methyl Ethyl Ketone)	105
cis-1,2-Dichloroethene	111
Tetrahydrofuran	114
Chloroform	97
1,1,1-Trichloroethane	100
Cyclohexane	116
Carbon Tetrachloride	98
2,2,4-Trimethylpentane	112
Benzene	101
1,2-Dichloroethane	94
Heptane	113
Trichloroethene	84
1,2-Dichloropropane	102
1,4-Dioxane	110
Bromodichloromethane	96
cis-1,3-Dichloropropene	105
4-Methyl-2-pentanone	117
Toluene	99
trans-1,3-Dichloropropene	105
1,1,2-Trichloroethane	100
Tetrachloroethene	96
2-Hexanone	109

eurofins | Air Toxics

Client Sample ID: CCV

Lab ID#: 1302070A-22A

EPA METHOD TO-15 GC/MS FULL SCAN

File Name:	**p021102**	**Date of Collection: NA**	
Dil. Factor:	**1.00**	**Date of Analysis: 2/11/13 08:54 AM**	

Compound	%Recovery
Dibromochloromethane	102
1,2-Dibromoethane (EDB)	100
Chlorobenzene	94
Ethyl Benzene	105
m,p-Xylene	108
o-Xylene	110
Styrene	114
Bromoform	102
Cumene	111
1,1,2,2-Tetrachloroethane	109
Propylbenzene	105
4-Ethyltoluene	109
1,3,5-Trimethylbenzene	114
1,2,4-Trimethylbenzene	111
1,3-Dichlorobenzene	101
1,4-Dichlorobenzene	100
alpha-Chlorotoluene	109
1,2-Dichlorobenzene	102
1,2,4-Trichlorobenzene	100
Hexachlorobutadiene	97
Butane	99
Isopentane	104

Container Type: NA - Not Applicable

Surrogates	%Recovery	Method Limits
Toluene-d8	101	70-130
1,2-Dichloroethane-d4	96	70-130
4-Bromofluorobenzene	101	70-130

eurofins | Air Toxics

Client Sample ID: LCS
Lab ID#: 1302070A-23A

EPA METHOD TO-15 GC/MS FULL SCAN

File Name:	**p021103**	**Date of Collection: NA**	
Dil. Factor:	**1.00**	**Date of Analysis: 2/11/13 09:24 AM**	

Compound	%Recovery
Freon 12	96
Freon 114	100
Chloromethane	101
Vinyl Chloride	108
1,3-Butadiene	101
Bromomethane	103
Chloroethane	101
Freon 11	94
Ethanol	80
Freon 113	100
1,1-Dichloroethene	109
Acetone	104
2-Propanol	104
Carbon Disulfide	122
3-Chloropropene	123
Methylene Chloride	98
Methyl tert-butyl ether	114
trans-1,2-Dichloroethene	118
Hexane	114
1,1-Dichloroethane	99
2-Butanone (Methyl Ethyl Ketone)	101
cis-1,2-Dichloroethene	110
Tetrahydrofuran	107
Chloroform	99
1,1,1-Trichloroethane	100
Cyclohexane	117
Carbon Tetrachloride	96
2,2,4-Trimethylpentane	110
Benzene	104
1,2-Dichloroethane	93
Heptane	112
Trichloroethene	85
1,2-Dichloropropane	101
1,4-Dioxane	111
Bromodichloromethane	95
cis-1,3-Dichloropropene	106
4-Methyl-2-pentanone	116
Toluene	100
trans-1,3-Dichloropropene	106
1,1,2-Trichloroethane	99
Tetrachloroethene	97
2-Hexanone	107

eurofins | Air Toxics

Client Sample ID: LCS

Lab ID#: 1302070A-23A

EPA METHOD TO-15 GC/MS FULL SCAN

File Name:	**p021103**	**Date of Collection: NA**	
Dil. Factor:	**1.00**	**Date of Analysis: 2/11/13 09:24 AM**	

Compound	%Recovery
Dibromochloromethane	99
1,2-Dibromoethane (EDB)	101
Chlorobenzene	94
Ethyl Benzene	105
m,p-Xylene	111
o-Xylene	112
Styrene	115
Bromoform	98
Cumene	112
1,1,2,2-Tetrachloroethane	110
Propylbenzene	106
4-Ethyltoluene	104
1,3,5-Trimethylbenzene	113
1,2,4-Trimethylbenzene	110
1,3-Dichlorobenzene	102
1,4-Dichlorobenzene	101
alpha-Chlorotoluene	106
1,2-Dichlorobenzene	104
1,2,4-Trichlorobenzene	107
Hexachlorobutadiene	98
Butane	96
Isopentane	102

Container Type: NA - Not Applicable

Surrogates	%Recovery	Method Limits
Toluene-d8	101	70-130
1,2-Dichloroethane-d4	94	70-130
4-Bromofluorobenzene	101	70-130

eurofins | Air Toxics

Client Sample ID: LCSD
Lab ID#: 1302070A-23AA
EPA METHOD TO-15 GC/MS FULL SCAN

File Name:	**p021104**	**Date of Collection: NA**	
Dil. Factor:	**1.00**	**Date of Analysis: 2/11/13 09:45 AM**	

Compound	%Recovery
Freon 12	93
Freon 114	98
Chloromethane	101
Vinyl Chloride	104
1,3-Butadiene	98
Bromomethane	100
Chloroethane	100
Freon 11	91
Ethanol	78
Freon 113	97
1,1-Dichloroethene	108
Acetone	101
2-Propanol	103
Carbon Disulfide	119
3-Chloropropene	119
Methylene Chloride	95
Methyl tert-butyl ether	110
trans-1,2-Dichloroethene	118
Hexane	104
1,1-Dichloroethane	96
2-Butanone (Methyl Ethyl Ketone)	104
cis-1,2-Dichloroethene	108
Tetrahydrofuran	104
Chloroform	96
1,1,1-Trichloroethane	98
Cyclohexane	116
Carbon Tetrachloride	93
2,2,4-Trimethylpentane	108
Benzene	101
1,2-Dichloroethane	89
Heptane	109
Trichloroethene	82
1,2-Dichloropropane	99
1,4-Dioxane	106
Bromodichloromethane	92
cis-1,3-Dichloropropene	104
4-Methyl-2-pentanone	114
Toluene	98
trans-1,3-Dichloropropene	103
1,1,2-Trichloroethane	99
Tetrachloroethene	96
2-Hexanone	106

eurofins | Air Toxics

Client Sample ID: LCSD

Lab ID#: 1302070A-23AA

EPA METHOD TO-15 GC/MS FULL SCAN

File Name:	**p021104**	**Date of Collection: NA**	
Dil. Factor:	**1.00**	**Date of Analysis: 2/11/13 09:45 AM**	

Compound	%Recovery
Dibromochloromethane	99
1,2-Dibromoethane (EDB)	99
Chlorobenzene	95
Ethyl Benzene	105
m,p-Xylene	111
o-Xylene	112
Styrene	117
Bromoform	98
Cumene	112
1,1,2,2-Tetrachloroethane	111
Propylbenzene	107
4-Ethyltoluene	106
1,3,5-Trimethylbenzene	114
1,2,4-Trimethylbenzene	112
1,3-Dichlorobenzene	102
1,4-Dichlorobenzene	102
alpha-Chlorotoluene	108
1,2-Dichlorobenzene	104
1,2,4-Trichlorobenzene	108
Hexachlorobutadiene	100
Butane	94
Isopentane	100

Container Type: NA - Not Applicable

Surrogates	%Recovery	Method Limits
Toluene-d8	101	70-130
1,2-Dichloroethane-d4	91	70-130
4-Bromofluorobenzene	101	70-130

Shell Oil Products Chain Of Custody Record

URS

Air Toxics LTD.
Project Name: Roxana Soil Vapor
Project # 21562850.04001

Lab Vendor #

Please Check Appropriate Box:
☑ ENV. SERVICES ☐ MOTIVA RETAIL ☐ SHELL RETAIL
☐ MOTIVA SD&CM ☐ CONSULTANT ☐ LUBES
☐ SHELL PIPELINE ☐ OTHER _____

Print Bill To Contact Name: Robert Mooshegian

INCIDENT # (ENV SERVICES): 9 7 2 1 6 6 4 0

☐ CHECK IF NO INCIDENT # APPLIES

DATE: 02/01/13

PAGE: 1 of 2

PO #:

SAP #: 3 4 0 0 6 1

SAMPLING COMPANY: URS CORPORATION

LOG CODE:

ADDRESS: 1001 HIGHLANDS PLAZA DRIVE WEST - SUITE 300; ST. LOUIS, MO 63110

Laboratory Address: Air Toxics, LTD 180 Blue Ravine Road, Suite B, Folsom, CA 95630-4719

TELEPHONE:

FAX: 314-429-0462

Bill To Contact E-MAIL: Robert.Mooshegian@urs.com

SITE ADDRESS: Street and City: 900 SOUTH CENTRAL AVE – ROXANA

State: IL

GLOBAL ID NO.:

EDF DELIVERABLE TO (Name, Company, Office Location): Elizabeth Kunkel, URS, St. Louis

PHONE NO.: 314-743-4179

E-MAIL: Elizabeth_Kunkel@URSCorp.com

CONSULTANT PROJECT NAME #: Roxana Soil Vapor

C. Williams, C. Kretzer, D. Mattingly, L. Rathnow, S. Jensen, M. Mittermeyer, J. Staetter, M. Corbett

TURNAROUND TIME (CALENDAR DAYS): ☑ STANDARD (14 DAY) ☐ 5 DAYS ☐ 3 DAYS ☐ 2 DAYS ☐ 24 HOURS ☐ RESULTS NEEDED ON WEEKEND

☐ LA - RWQCB REPORT FORMAT ☑ UST AGENCY:

DELIVERABLES: ☐ LEVEL 1 ☐ LEVEL 2 ☐ LEVEL 3 ☑ LEVEL 4 ☐ OTHER (SPECIFY) _____

☑ SHELL CONTRACT RATE APPLIES
☐ STATE REIMBURSEMENT RATE APPLIES
☐ EDD NOT NEEDED
☑ RECEIPT VERIFICATION REQUESTED

REQUESTED ANALYSIS

Turn Around Time: ☑ Normal ☐ Rush Specify

Lab Use Only
Pressurized by:
Date:
Pressurization Gas: N_2 He

Lab Use Only	Field Sample Identification	Sampling Date	Sampling Time	Canister Number	Canister Pressure/Vacuum Initial	Final	Receipt	Final (psi)	Modified TO-15 + Butane & Isopentane	ASTM D-1946 + Helium
01A	VMP-2-5-013113	01/31/13	1305-1335	34092	-30	-9.5			X	X
02A	VMP-2-22-013113	01/31/13	1417-1447	37555	-30	-10			X	X
03A	VMP-10-10-012913	01/29/13	1008-1040	94318	-29	-6			X	X
04A	VMP-13-10.5-013013	01/30/13	0936-1008	36538	-29	-5.5			X	X
05A	VMP-13-21.5-013013	01/30/13	1041-1111	15725	-29	-9.5			X	X
06A	VMP-14-5-013113	01/31/13	0925-1003	33735	-30	-9.5			X	X
07A	VMP-14-11.5-013113	01/31/13	1013-1045	37394	-30	-8			X	X
08A	VMP-17-5-013113	01/31/13	1504-1534	8034	-30	-8.5			X	X
09A	VMP-17-5-013113-DUP	01/31/13	1504-1534	8023	-30	-8.5			X	X
10A	VMP-19-5-013113	01/31/13	1556-1626	37700	-28.5	-9.5			X	X

ADDITIONAL NOTES:

- 14 day hold time
- Report results between MDL and RL
- Level IV ECVP

Relinquished by: (Signature)	Received by: (Signature)	Date	Time
[signature]	FEDEX	2/1/13	1700
Relinquished by: (Signature)	Received by: (Signature) [signature] AEL	2/4/13	0930
Relinquished by: (Signature)	Received by: (Signature)		

Custody Seal Intact?
Y N None Temp N/A
Fedex

05/2/08 Revision

1302070

Shell Oil Products Chain Of Custody Record

URS

Air Toxics LTD.
Project Name: Roxana Soil Vapor
Project # 21562850.04001

Lab Vendor #

Please Check Appropriate Box:
- [x] ENV. SERVICES
- [ ] MOTIVA RETAIL
- [ ] SHELL RETAIL
- [ ] MOTIVA SD&CM
- [ ] CONSULTANT
- [ ] LUBES
- [ ] SHELL PIPELINE
- [ ] OTHER _____

Print Bill To Contact Name: Robert Mooshegian

PO #:

INCIDENT # (ENV SERVICES): 9 7 2 1 6 6 4 0

SAP #: 3 4 0 0 6 1

- [ ] CHECK IF NO INCIDENT # APPLIES

DATE: 02/01/13

PAGE: 2 of 2

SAMPLING COMPANY: URS CORPORATION

LOG CODE:

ADDRESS: 1001 HIGHLANDS PLAZA DRIVE WEST - SUITE 300; ST. LOUIS, MO 63110

Laboratory Address: Air Toxics, LTD 180 Blue Ravine Road, Suite B, Folsom, CA 95630-4719

TELEPHONE:

FAX: 314-429-0462

Bill To Contact E-MAIL: Robert.Mooshegian@urs.com

SITE ADDRESS: Street and City: 900 SOUTH CENTRAL AVE – ROXANA

State: IL

GLOBAL ID NO.:

FOR DEL VERABLE TO (Name, Company, Office Location): Elizabeth Kunkel, URS, St. Louis

PHONE NO.: 314-743-4179

E-MAIL: Elizabeth_Kunkel@URSCorp.com

CONSULTANT PROJECT NAME#: Roxana Soil Vapor

C. Williams, C. Kretzer, D. Mattingly, L. Rathnow, S. Jansen, M. Mittermeyer, J. Staetter, M. Corbett

TURNAROUND TIME (CALENDAR DAYS):
- [x] STANDARD (14 DAY)
- [ ] 5 DAYS
- [ ] 3 DAYS
- [ ] 2 DAYS
- [ ] 24 HOURS
- [ ] RESULTS NEEDED ON WEEKEND

- [ ] LA - RWQCB REPORT FORMAT
- [x] UST AGENCY:

DELIVERABLES:
- [ ] LEVEL 1
- [ ] LEVEL 2
- [ ] LEVEL 3
- [x] LEVEL 4
- [ ] OTHER (SPECIFY) _____

- [x] SHELL CONTRACT RATE APPLIES
- [ ] STATE REIMBURSEMENT RATE APPLIES
- [ ] EDD NOT NEEDED
- [x] RECEIPT VERIFICATION REQUESTED

REQUESTED ANALYSIS

Turn Around Time:
- [x] Normal
- [ ] Rush
- Specify

Lab Use Only
Pressurized by:
Date:
Pressurization Gas: N_2 He

LAB USE ONLY	Field Sample Identification	SAMPLING DATE	SAMPLING TIME	Canister Number	Canister Pressure/Vacuum Initial	Final	Receipt	Final (psi)	Modified TO-15 + Butane & Isopentane	ASTM D-1946 + Helium
11A	VMP-42-10-013113	01/31/13	1243-1313	35669	-29.5	-9.5			X	X
12A	VMP-42-20-013113	01/31/13	1330-1400	37311	-29	-7.5			X	X
13A	VMP-42-30-013113	01/31/13	1430-1500	15767	-29	-8.5			X	X
14A	VMP-45-10-013013	01/30/13	1430-1500	3391	-30	-9.5			X	X
15A	VMP-45-20-013013	01/30/13	1515-1546	37763	-30	-8			X	X
16A	VMP-45-30-013013	01/30/13	1604-1635	21321	-30	-7			X	X
17A	VMP-49-5-020113	02/01/13	0915-0945	30825	-30	-10			X	X
18A	VMP-49-10-020113	02/01/13	0956-1027	34096	-30	-9.5			X	X
19A	VMP-49-20-020113	02/01/13	1045-1116	36554	-30	-8			X	X
20A	VMP-50-5-020113	02/01/13	1030-1100	37393	-30	7.5			X	X

ADDITIONAL NOTES:
- 14 day hold time
- Report results between MDL and RL
- Level IV ECVP

Relinquished by: (Signature)	Received by: (Signature)	Date:	Time:
[signature]	FEDEX	2/1/13	1700
	[signature] ATL	2/4/13	0930
	Fedex		

Custody Seal Intact?
(Y) N None Temp N/A

05/2008 Revision

1302010

eurofins | Air Toxics

2/16/2013
Ms. Elizabeth Kunkel
URS Corporation
1001 Highlands Plaza Dr. West
Suite 300
St. Louis MO 63110

Project Name: Roxana Soil Vapor
Project #: 21562850.04001
Workorder #: 1302070B

Dear Ms. Elizabeth Kunkel

The following report includes the data for the above referenced project for sample(s) received on 2/4/2013 at Air Toxics Ltd.

The data and associated QC analyzed by Modified ASTM D-1946 are compliant with the project requirements or laboratory criteria with the exception of the deviations noted in the attached case narrative.

Thank you for choosing Air Toxics Ltd. for your air analysis needs. Air Toxics Ltd. is committed to providing accurate data of the highest quality. Please feel free to contact the Project Manager: Kelly Buettner at 916-985-1000 if you have any questions regarding the data in this report.

Regards,

Kelly Buettner

Project Manager

REVIEWED ON
3/21/13

eurofins | Air Toxics

WORK ORDER #: 1302070B

Work Order Summary

CLIENT:	Ms. Elizabeth Kunkel URS Corporation 1001 Highlands Plaza Dr. West Suite 300 St. Louis, MO 63110	**BILL TO:**	Accounts Payable Austin URS Corporation P.O. BOX 203970 Austin, TX 78720-1088
PHONE:	314-743-4179	**P.O. #**	21562735.00013
FAX:		**PROJECT #**	21562850.04001 Roxana Soil Vapor
DATE RECEIVED:	02/04/2013	**CONTACT:**	Kelly Buettner
DATE COMPLETED:	02/16/2013		

FRACTION #	NAME	TEST	RECEIPT VAC./PRES.	FINAL PRESSURE
01A	VMP-2-5-013113	Modified ASTM D-1946	8.0 "Hg	15 psi
02A	VMP-2-22-013113	Modified ASTM D-1946	7.5 "Hg	15 psi
03A	VMP-10-10-012913	Modified ASTM D-1946	6.0 "Hg	15 psi
04A	VMP-13-10.5-013013	Modified ASTM D-1946	6.0 "Hg	15 psi
05A	VMP-13-21.5-013013	Modified ASTM D-1946	9.5 "Hg	15 psi
06A	VMP-14-5-013113	Modified ASTM D-1946	7.5 "Hg	15 psi
07A	VMP-14-11.5-013113	Modified ASTM D-1946	6.5 "Hg	15 psi
08A	VMP-17-5-013113	Modified ASTM D-1946	7.0 "Hg	15 psi
09A	VMP-17-5-013113-DUP	Modified ASTM D-1946	7.0 "Hg	15 psi
10A	VMP-19-5-013113	Modified ASTM D-1946	6.5 "Hg	15 psi
11A	VMP-42-10-013113	Modified ASTM D-1946	8.5 "Hg	15 psi
12A	VMP-42-20-013113	Modified ASTM D-1946	6.5 "Hg	15 psi
13A	VMP-42-30-013113	Modified ASTM D-1946	8.0 "Hg	15 psi
14A	VMP-45-10-013013	Modified ASTM D-1946	6.0 "Hg	15 psi
15A	VMP-45-20-013013	Modified ASTM D-1946	7.0 "Hg	15 psi
16A	VMP-45-30-013013	Modified ASTM D-1946	5.0 "Hg	15 psi
17A	VMP-49-5-020113	Modified ASTM D-1946	7.5 "Hg	15 psi
18A	VMP-49-10-020113	Modified ASTM D-1946	7.0 "Hg	15 psi
19A	VMP-49-20-020113	Modified ASTM D-1946	6.5 "Hg	15 psi
20A	VMP-50-5-020113	Modified ASTM D-1946	6.0 "Hg	15 psi
21A	Lab Blank	Modified ASTM D-1946	NA	NA
21B	Lab Blank	Modified ASTM D-1946	NA	NA
22A	LCS	Modified ASTM D-1946	NA	NA

Continued on next page

eurofins | Air Toxics

WORK ORDER #: 1302070B

Work Order Summary

CLIENT:	Ms. Elizabeth Kunkel URS Corporation 1001 Highlands Plaza Dr. West Suite 300 St. Louis, MO 63110	**BILL TO:**	Accounts Payable Austin URS Corporation P.O. BOX 203970 Austin, TX 78720-1088
PHONE:	314-743-4179	**P.O. #**	21562735.00013
FAX:		**PROJECT #**	21562850.04001 Roxana Soil Vapor
DATE RECEIVED:	02/04/2013	**CONTACT:**	Kelly Buettner
DATE COMPLETED:	02/16/2013		

FRACTION #	NAME	TEST	RECEIPT VAC./PRES.	FINAL PRESSURE
22AA	LCSD	Modified ASTM D-1946	NA	NA

CERTIFIED BY: Heidi Hayes DATE: 02/16/13

Technical Director

Certification numbers: AZ Licensure AZ0775, CA NELAP - 12282CA, NY NELAP - 11291,
TX NELAP - T104704434-12-4, UT NELAP CA009332012-3, WA NELAP - C935
Name of Accrediting Agency: NELAP/ORELAP (Oregon Environmental Laboratory Accreditation Program)
Accreditation number: CA300005, Effective date: 10/18/2012, Expiration date: 10/17/2013.
Eurofins Air Toxics Ltd. certifies that the test results contained in this report meet all requirements of the NELAC standards

This report shall not be reproduced, except in full, without the written approval of Eurofins Air Toxics, Inc.

180 BLUE RAVINE ROAD, SUITE B FOLSOM, CA - 9563
(916) 985-1000 . (800) 985-5955 . FAX (916) 985-1020

LABORATORY NARRATIVE
Modified ASTM D-1946
URS Corporation
Workorder# 1302070B

Twenty 1 Liter Summa Canister samples were received on February 04, 2013. The laboratory performed analysis via Modified ASTM Method D-1946 for Methane and fixed gases in air using GC/FID or GC/TCD. The method involves direct injection of 1.0 mL of sample.

On the analytical column employed for this analysis, Oxygen coelutes with Argon. The corresponding peak is quantitated as Oxygen.

Since Nitrogen is used to pressurize samples, the reported Nitrogen values are calculated by adding all the sample components and subtracting from 100%.

Method modifications taken to run these samples are summarized in the table below. Specific project requirements may over-ride the ATL modifications.

Requirement	*ASTM D-1946*	*ATL Modifications*
Calibration	A single point calibration is performed using a reference standard closely matching the composition of the unknown.	A 3-point calibration curve is performed. Quantitation is based on a daily calibration standard which may or may not resemble the composition of the associated samples.
Reference Standard	The composition of any reference standard must be known to within 0.01 mol % for any component.	The standards used by ATL are blended to a >/= 95% accuracy.
Sample Injection Volume	Components whose concentrations are in excess of 5 % should not be analyzed by using sample volumes greater than 0.5 mL.	The sample container is connected directly to a fixed volume sample loop of 1.0 mL on the GC. Linear range is defined by the calibration curve. Bags are loaded by vacuum.
Normalization	Normalize the mole percent values by multiplying each value by 100 and dividing by the sum of the original values. The sum of the original values should not differ from 100% by more than 1.0%.	Results are not normalized. The sum of the reported values can differ from 100% by as much as 15%, either due to analytical variability or an unusual sample matrix.
Precision	Precision requirements established at each concentration level.	Duplicates should agree within 25% RPD for detections > 5 X's the RL.

Receiving Notes

There were no receiving discrepancies.

Analytical Notes

As per project specific client request the laboratory has reported estimated values for target compound hits that are below the Reporting Limit but greater than the Method Detection Limit. Concentrations that are below the level at which the canister was certified may be false positives.

The reporting limit for Carbon Monoxide was raised from 0.010% to 0.050%.

Definition of Data Qualifying Flags

Seven qualifiers may have been used on the data analysis sheets and indicate as follows:
B - Compound present in laboratory blank greater than reporting limit.
J - Estimated value.
E - Exceeds instrument calibration range.
S - Saturated peak.
Q - Exceeds quality control limits.
U - Compound analyzed for but not detected above the detection limit.
M - Reported value may be biased due to apparent matrix interferences.
File extensions may have been used on the data analysis sheets and indicates as follows:
a-File was requantified
b-File was quantified by a second column and detector
r1-File was requantified for the purpose of reissue

eurofins | Air Toxics

Summary of Detected Compounds
NATURAL GAS ANALYSIS BY MODIFIED ASTM D-1946

Client Sample ID: VMP-2-5-013113

Lab ID#: 1302070B-01A

Compound	Rpt. Limit (%)	Amount (%)
Oxygen	0.28	21
Nitrogen	0.28	78
Methane	0.00028	0.00025 J
Carbon Dioxide	0.028	0.32
Helium	0.14	0.22

Client Sample ID: VMP-2-22-013113

Lab ID#: 1302070B-02A

Compound	Rpt. Limit (%)	Amount (%)
Oxygen	0.27	18
Nitrogen	0.27	80
Methane	0.00027	0.000019 J
Carbon Dioxide	0.027	2.5

Client Sample ID: VMP-10-10-012913

Lab ID#: 1302070B-03A

Compound	Rpt. Limit (%)	Amount (%)
Oxygen	0.25	20
Nitrogen	0.25	80
Methane	0.00025	0.000034 J
Carbon Dioxide	0.025	0.15

Client Sample ID: VMP-13-10.5-013013

Lab ID#: 1302070B-04A

Compound	Rpt. Limit (%)	Amount (%)
Oxygen	0.25	21
Nitrogen	0.25	79
Methane	0.00025	0.000075 J
Carbon Dioxide	0.025	0.32

eurofins | Air Toxics

Summary of Detected Compounds
NATURAL GAS ANALYSIS BY MODIFIED ASTM D-1946

Client Sample ID: VMP-13-10.5-013013

Lab ID#: 1302070B-04A

Helium	0.13	0.075 J

Client Sample ID: VMP-13-21.5-013013

Lab ID#: 1302070B-05A

Compound	Rpt. Limit (%)	Amount (%)
Oxygen	0.30	20
Nitrogen	0.30	79
Methane	0.00030	0.000020 J
Carbon Dioxide	0.030	1.4

Client Sample ID: VMP-14-5-013113

Lab ID#: 1302070B-06A

Compound	Rpt. Limit (%)	Amount (%)
Oxygen	0.27	21
Nitrogen	0.27	79
Methane	0.00027	0.000058 J
Carbon Dioxide	0.027	0.090
Helium	0.13	0.15

Client Sample ID: VMP-14-11.5-013113

Lab ID#: 1302070B-07A

Compound	Rpt. Limit (%)	Amount (%)
Oxygen	0.26	20
Nitrogen	0.26	80
Carbon Dioxide	0.026	0.42
Helium	0.13	0.042 J

Client Sample ID: VMP-17-5-013113

Lab ID#: 1302070B-08A

Compound	Rpt. Limit (%)	Amount (%)

eurofins | Air Toxics

Summary of Detected Compounds
NATURAL GAS ANALYSIS BY MODIFIED ASTM D-1946

Client Sample ID: VMP-17-5-013113

Lab ID#: 1302070B-08A

Compound	Rpt. Limit (%)	Amount (%)
Oxygen	0.26	21
Nitrogen	0.26	79
Methane	0.00026	0.00018 J
Carbon Dioxide	0.026	0.12
Helium	0.13	0.026 J

Client Sample ID: VMP-17-5-013113-DUP

Lab ID#: 1302070B-09A

Compound	Rpt. Limit (%)	Amount (%)
Oxygen	0.26	20
Nitrogen	0.26	80
Methane	0.00026	0.00035
Carbon Dioxide	0.026	0.11
Helium	0.13	0.044 J

Client Sample ID: VMP-19-5-013113

Lab ID#: 1302070B-10A

Compound	Rpt. Limit (%)	Amount (%)
Oxygen	0.26	21
Nitrogen	0.26	79
Methane	0.00026	0.00042
Carbon Dioxide	0.026	0.15

Client Sample ID: VMP-42-10-013113

Lab ID#: 1302070B-11A

Compound	Rpt. Limit (%)	Amount (%)
Oxygen	0.28	21
Nitrogen	0.28	78
Methane	0.00028	0.000027 J

eurofins | Air Toxics

Summary of Detected Compounds
NATURAL GAS ANALYSIS BY MODIFIED ASTM D-1946

Client Sample ID: VMP-42-10-013113

Lab ID#: 1302070B-11A

Carbon Dioxide	0.028	0.45

Client Sample ID: VMP-42-20-013113

Lab ID#: 1302070B-12A

Compound	Rpt. Limit (%)	Amount (%)
Oxygen	0.26	19
Nitrogen	0.26	78
Methane	0.00026	0.000020 J
Carbon Dioxide	0.026	2.5

Client Sample ID: VMP-42-30-013113

Lab ID#: 1302070B-13A

Compound	Rpt. Limit (%)	Amount (%)
Oxygen	0.28	14
Nitrogen	0.28	79
Methane	0.00028	0.00029
Carbon Dioxide	0.028	6.6

Client Sample ID: VMP-45-10-013013

Lab ID#: 1302070B-14A

Compound	Rpt. Limit (%)	Amount (%)
Oxygen	0.25	20
Nitrogen	0.25	80
Methane	0.00025	0.000046 J
Carbon Dioxide	0.025	0.13

Client Sample ID: VMP-45-20-013013

Lab ID#: 1302070B-15A

Compound	Rpt. Limit (%)	Amount (%)
Oxygen	0.26	19

eurofins | Air Toxics

Summary of Detected Compounds
NATURAL GAS ANALYSIS BY MODIFIED ASTM D-1946

Client Sample ID: VMP-45-20-013013

Lab ID#: 1302070B-15A

Nitrogen	0.26	79
Methane	0.00026	0.0012
Carbon Dioxide	0.026	2.0

Client Sample ID: VMP-45-30-013013

Lab ID#: 1302070B-16A

Compound	Rpt. Limit (%)	Amount (%)
Oxygen	0.24	18
Nitrogen	0.24	80
Methane	0.00024	0.00046
Carbon Dioxide	0.024	2.5

Client Sample ID: VMP-49-5-020113

Lab ID#: 1302070B-17A

Compound	Rpt. Limit (%)	Amount (%)
Oxygen	0.27	20
Nitrogen	0.27	79
Carbon Dioxide	0.027	0.71

Client Sample ID: VMP-49-10-020113

Lab ID#: 1302070B-18A

Compound	Rpt. Limit (%)	Amount (%)
Oxygen	0.26	20
Nitrogen	0.26	79
Methane	0.00026	0.000051 J
Carbon Dioxide	0.026	0.58

Client Sample ID: VMP-49-20-020113

Lab ID#: 1302070B-19A

Compound	Rpt. Limit (%)	Amount (%)

eurofins | Air Toxics

Summary of Detected Compounds
NATURAL GAS ANALYSIS BY MODIFIED ASTM D-1946

Client Sample ID: VMP-49-20-020113

Lab ID#: 1302070B-19A

Compound	Rpt. Limit (%)	Amount (%)
Oxygen	0.26	20
Nitrogen	0.26	79
Methane	0.00026	0.00015 J
Carbon Dioxide	0.026	0.39
Helium	0.13	0.75

Client Sample ID: VMP-50-5-020113

Lab ID#: 1302070B-20A

Compound	Rpt. Limit (%)	Amount (%)
Oxygen	0.25	20
Nitrogen	0.25	79
Methane	0.00025	0.00023 J
Carbon Dioxide	0.025	0.85

eurofins | Air Toxics

Client Sample ID: VMP-2-5-013113

Lab ID#: 1302070B-01A

NATURAL GAS ANALYSIS BY MODIFIED ASTM D-1946

File Name:	**9021205**	**Date of Collection:**	**1/31/13 1:35:00 PM**
Dil. Factor:	**2.76**	**Date of Analysis:**	**2/12/13 10:03 AM**

Compound	Rpt. Limit (%)	Amount (%)
Oxygen	0.28	21
Nitrogen	0.28	78
Carbon Monoxide	0.14	Not Detected
Methane	0.00028	0.00025 J
Carbon Dioxide	0.028	0.32
Ethane	0.0028	Not Detected
Ethene	0.0028	Not Detected
Helium	0.14	0.22

J = Estimated value.

Container Type: 1 Liter Summa Canister

eurofins | Air Toxics

Client Sample ID: VMP-2-22-013113

Lab ID#: 1302070B-02A

NATURAL GAS ANALYSIS BY MODIFIED ASTM D-1946

File Name:	**9021206**	**Date of Collection:**	**1/31/13 2:47:00 PM**
Dil. Factor:	**2.69**	**Date of Analysis:**	**2/12/13 10:27 AM**

Compound	Rpt. Limit (%)	Amount (%)
Oxygen	0.27	18
Nitrogen	0.27	80
Carbon Monoxide	0.13	Not Detected
Methane	0.00027	0.000019 J
Carbon Dioxide	0.027	2.5
Ethane	0.0027	Not Detected
Ethene	0.0027	Not Detected
Helium	0.13	Not Detected

J = Estimated value.

Container Type: 1 Liter Summa Canister

eurofins | Air Toxics

Client Sample ID: VMP-10-10-012913

Lab ID#: 1302070B-03A

NATURAL GAS ANALYSIS BY MODIFIED ASTM D-1946

File Name:	**9021207**	**Date of Collection:**	**1/29/13 10:40:00 AM**
Dil. Factor:	**2.52**	**Date of Analysis:**	**2/12/13 10:58 AM**

Compound	**Rpt. Limit (%)**	**Amount (%)**
Oxygen	0.25	20
Nitrogen	0.25	80
Carbon Monoxide	0.13	Not Detected
Methane	0.00025	0.000034 J
Carbon Dioxide	0.025	0.15
Ethane	0.0025	Not Detected
Ethene	0.0025	Not Detected
Helium	0.13	Not Detected

J = Estimated value.

Container Type: 1 Liter Summa Canister

eurofins | Air Toxics

Client Sample ID: VMP-13-10.5-013013

Lab ID#: 1302070B-04A

NATURAL GAS ANALYSIS BY MODIFIED ASTM D-1946

File Name:	**9021208**	**Date of Collection:**	**1/30/13 10:06:00 AM**
Dil. Factor:	**2.52**	**Date of Analysis:**	**2/12/13 11:20 AM**

Compound	Rpt. Limit (%)	Amount (%)
Oxygen	0.25	21
Nitrogen	0.25	79
Carbon Monoxide	0.13	Not Detected
Methane	0.00025	0.000075 J
Carbon Dioxide	0.025	0.32
Ethane	0.0025	Not Detected
Ethene	0.0025	Not Detected
Helium	0.13	0.075 J

J = Estimated value.

Container Type: 1 Liter Summa Canister

eurofins | Air Toxics

Client Sample ID: VMP-13-21.5-013013

Lab ID#: 1302070B-05A

NATURAL GAS ANALYSIS BY MODIFIED ASTM D-1946

File Name:	**9021209**	**Date of Collection:**	**1/30/13 11:11:00 AM**
Dil. Factor:	**2.96**	**Date of Analysis:**	**2/12/13 11:42 AM**

Compound	Rpt. Limit (%)	Amount (%)
Oxygen	0.30	20
Nitrogen	0.30	79
Carbon Monoxide	0.15	Not Detected
Methane	0.00030	0.000020 J
Carbon Dioxide	0.030	1.4
Ethane	0.0030	Not Detected
Ethene	0.0030	Not Detected
Helium	0.15	Not Detected

J = Estimated value.

Container Type: 1 Liter Summa Canister

eurofins | Air Toxics

Client Sample ID: VMP-14-5-013113

Lab ID#: 1302070B-06A

NATURAL GAS ANALYSIS BY MODIFIED ASTM D-1946

File Name:	**9021210**	**Date of Collection:**	**1/31/13 10:03:00 AM**
Dil. Factor:	**2.69**	**Date of Analysis:**	**2/12/13 12:06 PM**

Compound	Rpt. Limit (%)	Amount (%)
Oxygen	0.27	21
Nitrogen	0.27	79
Carbon Monoxide	0.13	Not Detected
Methane	0.00027	0.000058 J
Carbon Dioxide	0.027	0.090
Ethane	0.0027	Not Detected
Ethene	0.0027	Not Detected
Helium	0.13	0.15

J = Estimated value.

Container Type: 1 Liter Summa Canister

eurofins | Air Toxics

Client Sample ID: VMP-14-11.5-013113

Lab ID#: 1302070B-07A

NATURAL GAS ANALYSIS BY MODIFIED ASTM D-1946

File Name:	**9021211**	**Date of Collection:**	**1/31/13 10:45:00 AM**
Dil. Factor:	**2.58**	**Date of Analysis:**	**2/12/13 12:31 PM**

Compound	Rpt. Limit (%)	Amount (%)
Oxygen	0.26	20
Nitrogen	0.26	80
Carbon Monoxide	0.13	Not Detected
Methane	0.00026	Not Detected
Carbon Dioxide	0.026	0.42
Ethane	0.0026	Not Detected
Ethene	0.0026	Not Detected
Helium	0.13	0.042 J

J = Estimated value.

Container Type: 1 Liter Summa Canister

eurofins | Air Toxics

Client Sample ID: VMP-17-5-013113

Lab ID#: 1302070B-08A

NATURAL GAS ANALYSIS BY MODIFIED ASTM D-1946

File Name:	**9021212**	**Date of Collection:**	**1/31/13 3:34:00 PM**
Dil. Factor:	**2.64**	**Date of Analysis:**	**2/12/13 12:54 PM**

Compound	Rpt. Limit (%)	Amount (%)
Oxygen	0.26	21
Nitrogen	0.26	79
Carbon Monoxide	0.13	Not Detected
Methane	0.00026	0.00018 J
Carbon Dioxide	0.026	0.12
Ethane	0.0026	Not Detected
Ethene	0.0026	Not Detected
Helium	0.13	0.026 J

J = Estimated value.

Container Type: 1 Liter Summa Canister

eurofins | Air Toxics

Client Sample ID: VMP-17-5-013113-DUP

Lab ID#: 1302070B-09A

NATURAL GAS ANALYSIS BY MODIFIED ASTM D-1946

File Name:	**9021213**	**Date of Collection:**	**1/31/13 3:34:00 PM**
Dil. Factor:	**2.64**	**Date of Analysis:**	**2/12/13 01:36 PM**

Compound	Rpt. Limit (%)	Amount (%)
Oxygen	0.26	20
Nitrogen	0.26	80
Carbon Monoxide	0.13	Not Detected
Methane	0.00026	0.00035
Carbon Dioxide	0.026	0.11
Ethane	0.0026	Not Detected
Ethene	0.0026	Not Detected
Helium	0.13	0.044 J

J = Estimated value.

Container Type: 1 Liter Summa Canister

eurofins | Air Toxics

Client Sample ID: VMP-19-5-013113

Lab ID#: 1302070B-10A

NATURAL GAS ANALYSIS BY MODIFIED ASTM D-1946

File Name:	**9021214**	**Date of Collection:**	**1/31/13 4:26:00 PM**
Dil. Factor:	**2.58**	**Date of Analysis:**	**2/12/13 02:00 PM**

Compound	Rpt. Limit (%)	Amount (%)
Oxygen	0.26	21
Nitrogen	0.26	79
Carbon Monoxide	0.13	Not Detected
Methane	0.00026	0.00042
Carbon Dioxide	0.026	0.15
Ethane	0.0026	Not Detected
Ethene	0.0026	Not Detected
Helium	0.13	Not Detected

Container Type: 1 Liter Summa Canister

eurofins | Air Toxics

Client Sample ID: VMP-42-10-013113

Lab ID#: 1302070B-11A

NATURAL GAS ANALYSIS BY MODIFIED ASTM D-1946

File Name:	**9021215**	**Date of Collection:**	**1/31/13 1:13:00 PM**
Dil. Factor:	**2.82**	**Date of Analysis:**	**2/12/13 02:25 PM**

Compound	Rpt. Limit (%)	Amount (%)
Oxygen	0.28	21
Nitrogen	0.28	78
Carbon Monoxide	0.14	Not Detected
Methane	0.00028	0.000027 J
Carbon Dioxide	0.028	0.45
Ethane	0.0028	Not Detected
Ethene	0.0028	Not Detected
Helium	0.14	Not Detected

J = Estimated value.

Container Type: 1 Liter Summa Canister

eurofins | Air Toxics

Client Sample ID: VMP-42-20-013113

Lab ID#: 1302070B-12A

NATURAL GAS ANALYSIS BY MODIFIED ASTM D-1946

File Name:	**9021216**	**Date of Collection:**	**1/31/13 2:09:00 PM**
Dil. Factor:	**2.58**	**Date of Analysis:**	**2/12/13 03:04 PM**

Compound	Rpt. Limit (%)	Amount (%)
Oxygen	0.26	19
Nitrogen	0.26	78
Carbon Monoxide	0.13	Not Detected
Methane	0.00026	0.000020 J
Carbon Dioxide	0.026	2.5
Ethane	0.0026	Not Detected
Ethene	0.0026	Not Detected
Helium	0.13	Not Detected

J = Estimated value.

Container Type: 1 Liter Summa Canister

eurofins | Air Toxics

Client Sample ID: VMP-42-30-013113

Lab ID#: 1302070B-13A

NATURAL GAS ANALYSIS BY MODIFIED ASTM D-1946

File Name:	**9021217**	**Date of Collection: 1/31/13 3:00:00 PM**	
Dil. Factor:	**2.76**	**Date of Analysis: 2/12/13 03:29 PM**	

Compound	Rpt. Limit (%)	Amount (%)
Oxygen	0.28	14
Nitrogen	0.28	79
Carbon Monoxide	0.14	Not Detected
Methane	0.00028	0.00029
Carbon Dioxide	0.028	6.6
Ethane	0.0028	Not Detected
Ethene	0.0028	Not Detected
Helium	0.14	Not Detected

Container Type: 1 Liter Summa Canister

eurofins | Air Toxics

Client Sample ID: VMP-45-10-013013

Lab ID#: 1302070B-14A

NATURAL GAS ANALYSIS BY MODIFIED ASTM D-1946

File Name:	**9021218**	**Date of Collection:**	**1/30/13 3:00:00 PM**
Dil. Factor:	**2.52**	**Date of Analysis:**	**2/12/13 04:07 PM**

Compound	Rpt. Limit (%)	Amount (%)
Oxygen	0.25	20
Nitrogen	0.25	80
Carbon Monoxide	0.13	Not Detected
Methane	0.00025	0.000046 J
Carbon Dioxide	0.025	0.13
Ethane	0.0025	Not Detected
Ethene	0.0025	Not Detected
Helium	0.13	Not Detected

J = Estimated value.

Container Type: 1 Liter Summa Canister

eurofins | Air Toxics

Client Sample ID: VMP-45-20-013013

Lab ID#: 1302070B-15A

NATURAL GAS ANALYSIS BY MODIFIED ASTM D-1946

File Name:	**9021219**	**Date of Collection:**	**1/30/13 3:46:00 PM**
Dil. Factor:	**2.64**	**Date of Analysis:**	**2/12/13 04:28 PM**

Compound	Rpt. Limit (%)	Amount (%)
Oxygen	0.26	19
Nitrogen	0.26	79
Carbon Monoxide	0.13	Not Detected
Methane	0.00026	0.0012
Carbon Dioxide	0.026	2.0
Ethane	0.0026	Not Detected
Ethene	0.0026	Not Detected
Helium	0.13	Not Detected

Container Type: 1 Liter Summa Canister

eurofins | Air Toxics

Client Sample ID: VMP-45-30-013013

Lab ID#: 1302070B-16A

NATURAL GAS ANALYSIS BY MODIFIED ASTM D-1946

File Name:	**9021220**	**Date of Collection:**	**1/30/13 4:35:00 PM**
Dil. Factor:	**2.42**	**Date of Analysis:**	**2/12/13 04:52 PM**

Compound	Rpt. Limit (%)	Amount (%)
Oxygen	0.24	18
Nitrogen	0.24	80
Carbon Monoxide	0.12	Not Detected
Methane	0.00024	0.00046
Carbon Dioxide	0.024	2.5
Ethane	0.0024	Not Detected
Ethene	0.0024	Not Detected
Helium	0.12	Not Detected

Container Type: 1 Liter Summa Canister

eurofins | Air Toxics

Client Sample ID: VMP-49-5-020113

Lab ID#: 1302070B-17A

NATURAL GAS ANALYSIS BY MODIFIED ASTM D-1946

File Name:	**9021221**	**Date of Collection: 2/1/13 9:45:00 AM**	
Dil. Factor:	**2.69**	**Date of Analysis: 2/12/13 05:43 PM**	

Compound	Rpt. Limit (%)	Amount (%)
Oxygen	0.27	20
Nitrogen	0.27	79
Carbon Monoxide	0.13	Not Detected
Methane	0.00027	Not Detected
Carbon Dioxide	0.027	0.71
Ethane	0.0027	Not Detected
Ethene	0.0027	Not Detected
Helium	0.13	Not Detected

Container Type: 1 Liter Summa Canister

eurofins | Air Toxics

Client Sample ID: VMP-49-10-020113

Lab ID#: 1302070B-18A

NATURAL GAS ANALYSIS BY MODIFIED ASTM D-1946

File Name:	**9021222**	**Date of Collection: 2/1/13 10:27:00 AM**	
Dil. Factor:	**2.64**	**Date of Analysis: 2/12/13 06:04 PM**	

Compound	Rpt. Limit (%)	Amount (%)
Oxygen	0.26	20
Nitrogen	0.26	79
Carbon Monoxide	0.13	Not Detected
Methane	0.00026	0.000051 J
Carbon Dioxide	0.026	0.58
Ethane	0.0026	Not Detected
Ethene	0.0026	Not Detected
Helium	0.13	Not Detected

J = Estimated value.

Container Type: 1 Liter Summa Canister

eurofins | Air Toxics

Client Sample ID: VMP-49-20-020113

Lab ID#: 1302070B-19A

NATURAL GAS ANALYSIS BY MODIFIED ASTM D-1946

File Name:	**9021223**	**Date of Collection:**	**2/1/13 11:16:00 AM**
Dil. Factor:	**2.58**	**Date of Analysis:**	**2/12/13 06:30 PM**

Compound	Rpt. Limit (%)	Amount (%)
Oxygen	0.26	20
Nitrogen	0.26	79
Carbon Monoxide	0.13	Not Detected
Methane	0.00026	0.00015 J
Carbon Dioxide	0.026	0.39
Ethane	0.0026	Not Detected
Ethene	0.0026	Not Detected
Helium	0.13	0.75

J = Estimated value.

Container Type: 1 Liter Summa Canister

eurofins | Air Toxics

Client Sample ID: VMP-50-5-020113

Lab ID#: 1302070B-20A

NATURAL GAS ANALYSIS BY MODIFIED ASTM D-1946

File Name:	**9021224**	**Date of Collection:**	**2/1/13 11:00:00 AM**
Dil. Factor:	**2.52**	**Date of Analysis:**	**2/12/13 06:53 PM**

Compound	Rpt. Limit (%)	Amount (%)
Oxygen	0.25	20
Nitrogen	0.25	79
Carbon Monoxide	0.13	Not Detected
Methane	0.00025	0.00023 J
Carbon Dioxide	0.025	0.85
Ethane	0.0025	Not Detected
Ethene	0.0025	Not Detected
Helium	0.13	Not Detected

J = Estimated value.

Container Type: 1 Liter Summa Canister

eurofins | Air Toxics

Client Sample ID: Lab Blank

Lab ID#: 1302070B-21A

NATURAL GAS ANALYSIS BY MODIFIED ASTM D-1946

File Name:	**9021204**	**Date of Collection: NA**	
Dil. Factor:	**1.00**	**Date of Analysis: 2/12/13 09:15 AM**	

Compound	Rpt. Limit (%)	Amount (%)
Oxygen	0.10	Not Detected
Nitrogen	0.10	0.055 J
Carbon Monoxide	0.050	Not Detected
Methane	0.00010	Not Detected
Carbon Dioxide	0.010	Not Detected
Ethane	0.0010	Not Detected
Ethene	0.0010	Not Detected

J = Estimated value.

Container Type: NA - Not Applicable

eurofins | Air Toxics

Client Sample ID: Lab Blank

Lab ID#: 1302070B-21B

NATURAL GAS ANALYSIS BY MODIFIED ASTM D-1946

File Name:	**9021203b**	**Date of Collection: NA**	
Dil. Factor:	**1.00**	**Date of Analysis: 2/12/13 08:50 AM**	

Compound	Rpt. Limit (%)	Amount (%)
Helium	0.050	Not Detected

Container Type: NA - Not Applicable

eurofins | Air Toxics

Client Sample ID: LCS

Lab ID#: 1302070B-22A

NATURAL GAS ANALYSIS BY MODIFIED ASTM D-1946

File Name:	**9021202**	**Date of Collection: NA**	
Dil. Factor:	**1.00**	**Date of Analysis: 2/12/13 08:17 AM**	

Compound	%Recovery
Oxygen	97
Nitrogen	100
Carbon Monoxide	98
Methane	99
Carbon Dioxide	101
Ethane	100
Ethene	96
Helium	102

Container Type: NA - Not Applicable

eurofins | Air Toxics

Client Sample ID: LCSD

Lab ID#: 1302070B-22AA

NATURAL GAS ANALYSIS BY MODIFIED ASTM D-1946

File Name:	**9021226**	**Date of Collection: NA**	
Dil. Factor:	**1.00**	**Date of Analysis: 2/12/13 07:42 PM**	

Compound	%Recovery
Oxygen	99
Nitrogen	101
Carbon Monoxide	103
Methane	100
Carbon Dioxide	102
Ethane	102
Ethene	99
Helium	102

Container Type: NA - Not Applicable

Shell Oil Products Chain Of Custody Record

URS

Air Toxics LTD.
Project Name: Roxana Soil Vapor
Project # 21562850.04001
Lab Vendor #

Please Check Appropriate Box:
☑ ENV. SERVICES ☐ MOTIVA RETAIL ☐ SHELL RETAIL
☐ MOTIVA SD&CM ☐ CONSULTANT ☐ LUBES
☐ SHELL PIPELINE ☐ OTHER

Print Bill To Contact Name: Robert Mooshegian
PO #:
INCIDENT # (ENV SERVICES): 9 7 2 1 6 6 4 0
SAP #: 3 4 0 0 6 1
☐ CHECK IF NO INCIDENT # APPLIES
DATE: 02/01/13
PAGE: 1 of 2

BILLING COMPANY: URS CORPORATION
LOG CODE:
ADDRESS: 1001 HIGHLANDS PLAZA DRIVE WEST - SUITE 300; ST. LOUIS, MO 63110
SITE ADDRESS: Street and City: 900 SOUTH CENTRAL AVE -- ROXANA
State: IL
GLOBAL ID NO.:
LABORATORY ADDRESS: Air Toxics, LTD 180 Blue Ravine Road, Suite B, Folsom, CA 95630-4719
EDF DELIVERABLE TO (Name, Company, Office Location): Elizabeth Kunkel, URS, St. Louis
PHONE NO.: 314-743-4179
E-MAIL: Elizabeth.Kunkel@URSCorp.com
CONSULTANT PROJECT NAME: Roxana Soil Vapor
TELEPHONE:
FAX: 314-429-0462
INVOICE E-MAIL: Robert.Mooshegian@urs.com
C. Williams, C. Kretzer, D. Mattingly, L. Rathnow, S. Jansen, M. Mittermeyer, J. Staetter, M. Corbett

TURNAROUND TIME (CALENDAR DAYS):
☑ STANDARD (14 DAY) ☐ 5 DAYS ☐ 3 DAYS ☐ 2 DAYS ☐ 24 HOURS ☐ RESULTS NEEDED ON WEEKEND

☐ LA - RWQCB REPORT FORMAT ☑ UST AGENCY:

DELIVERABLES: ☐ LEVEL 1 ☐ LEVEL 2 ☐ LEVEL 3 ☑ LEVEL 4 ☐ OTHER (SPECIFY)

☑ SHELL CONTRACT RATE APPLIES
☐ STATE REIMBURSEMENT RATE APPLIES
☐ EDD NOT NEEDED
☑ RECEIPT VERIFICATION REQUESTED

REQUESTED ANALYSIS

LAB USE ONLY	Field Sample Identification	SAMPLING DATE	SAMPLING TIME	Canister Number	Canister Pressure/Vacuum Initial	Final	Receipt	Final (psi)	Modified TO-15 + Butane & Isopentane	ASTM D-1946 + Helium
04A	VMP-2-5-013113	01/31/13	1305-1335	34092	-30	-9.5			X	X
04B	VMP-2-22-013113	01/31/13	1417-1447	37856	-30	-10			X	X
04C	VMP-10-10-012913	01/29/13	1003-1040	34318	-29	-8			X	X
04D	VMP-13-10.5-013013	01/30/13	0936-1008	36538	-29	-5.5			X	X
04E	VMP-13-21.5-013013	01/30/13	1041-1111	15725	-29	-9.5			X	X
04F	VMP-14-5-013113	01/31/13	0925-1003	33735	-30	-9.5			X	X
04G	VMP-14-11.5-013113	01/31/13	1013-1045	37394	-30	-8			X	X
04H	VMP-17-5-013113	01/31/13	1504-1534	8034	-30	-8.5			X	X
04I	VMP-17-5-013113-DUP	01/31/13	1504-1534	8023	-30	-8.5			X	X
04J	VMP-19-5-013113	01/31/13	1553-1628	37700	-28.5	-9.5			X	X

Turn Around Time: ☑ Normal ☐ Rush Specify

Lab Use Only
Pressurized by:
Date:
Pressurization Gas: N_2 He

ADDITIONAL NOTES:
- 14 day hold time
- Report results between MDL and RL
- Level IV ECVP

	Relinquished by: (Signature)	Received by: (Signature)	Date	Time
1		FEDEX	2/1/13	1700
2			2/4/13	0930
3				

Custody Seal Intact?
(Y) N None Temp NA
Feder

05/2008 Revision

1302070

Shell Oil Products Chain Of Custody Record

URS

Air Toxics LTD.
Project Name: Roxana Soil Vapor
Project # 21562850.04001
Lab Vendor #

Please Check Appropriate Box:
☑ ENV. SERVICES ☐ MOTIVA RETAIL ☐ SHELL RETAIL
☐ MOTIVA SD&DM ☐ CONSULTANT ☐ LUBES
☐ SHELL PIPELINE ☐ OTHER

Print Bill To Contact Name: Robert Mooshegian
INCIDENT # (ENV SERVICES): 9 7 2 1 6 6 4 0
☐ CHECK IF NO INCIDENT # APPLIES
DATE: 02/01/13
PAGE: 2 of 2
PO #:
SAP #: 3 4 0 0 6 1

SAMPLING COMPANY: URS CORPORATION
LOG CODE:
SITE ADDRESS: Street and City: 900 SOUTH CENTRAL AVE – ROXANA
State: IL
ADDRESS: 1001 HIGHLANDS PLAZA DRIVE WEST - SUITE 300; ST. LOUIS, MO 63110
REPORT DELIVERABLE TO (Name, Company, Office Location): Elizabeth Kunkel, URS, St. Louis
PHONE NO.: 314-743-4179
E-MAIL: Elizabeth_Kunkel@URSCorp.com
CONSULTANT PROJECT NAME/#: Roxana Soil Vapor
Laboratory Address: Air Toxics, LTD 180 Blue Ravine Road, Suite B, Folsom, CA 95630-4719
TELEPHONE:
FAX: 314-429-0462
Bill To Contact E-MAIL: Robert.Mooshegian@urs.com
COPY TO: C. Williams, C. Kretzer, D. Mattingly, L. Rathnow, S. Janser, M. Mittermeyer, J. Staetter, M. Corbett

TURNAROUND TIME (CALENDAR DAYS):
☑ STANDARD (14 DAY) ☐ 5 DAYS ☐ 3 DAYS ☐ 2 DAYS ☐ 24 HOURS ☐ RESULTS NEEDED ON WEEKEND

☐ LA - RWQCB REPORT FORMAT ☑ UST AGENCY:
DELIVERABLES: ☐ LEVEL 1 ☐ LEVEL 2 ☐ LEVEL 3 ☑ LEVEL 4 ☐ OTHER (SPECIFY)

☑ SHELL CONTRACT RATE APPLIES
☐ STATE REIMBURSEMENT RATE APPLIES
☐ EDD NOT NEEDED
☑ RECEIPT VERIFICATION REQUESTED

REQUESTED ANALYSIS

LAB USE ONLY	Field Sample Identification	SAMPLING DATE	SAMPLING TIME	Canister Number	Canister Pressure/Vacuum: Initial	Final	Receipt	Final (psi)	Modified TO-15 + Butane & Isopentane	ASTM D-1946 + Helium
1A	VMP-42-10-013113	01/31/13	1243-1313	35969	-29.5	-9.5			X	X
2A	VMP-42-20-013113	01/31/13	1330-1400	37311	-29	-7.5			X	X
3A	VMP-42-30-013113	01/31/13	1430-1500	16767	-29	-8.5			X	X
4A	VMP-45-10-013013	01/30/13	1430-1500	3391	-30	-9.5			X	X
5A	VMP-45-20-013013	01/30/13	1515-1548	37763	-30	-8			X	X
6A	VMP-45-30-013013	01/30/13	1604-1635	21321	-30	-7			X	X
7A	VMP-49-5-020113	02/01/13	0915-0945	30825	-30	-10			X	X
8A	VMP-49-10-020113	02/01/13	0956-1027	34066	-30	-9.5			X	X
9A	VMP-49-20-020113	02/01/13	1045-1118	36554	-30	-8			X	X
10A	VMP-50-5-020113	02/01/13	1030-1100	37393	-30	-7.5			X	X

Turn Around Time: ☑ Normal ☐ Rush Specify
Lab Use Only: Pressurized by: Date: Pressurization Gas: N_2 He

ADDITIONAL NOTES:
- 14 day hold time
- Report results between MDL and RL
- Level IV ECVP

Relinquished by: (Signature)	Received by: (Signature)	Date:	Time:
	FEDEX	2/1/13	1700
	[signature] ATL	2/4/13	0930
	Fedex		

Custody Seal Intact?
(Y) N None Temp N/A

05/2008 Revision

130270

Roxana Soil Vapor Quarterly – 1st Quarter 2013 Data Review

Laboratory SDG: 1302081A,B

Data Reviewer: Alan Fleisher

Peer Reviewer: Elizabeth Kunkel

Date Reviewed: 3/21/2013

Guidance: USEPA National Functional Guidelines for Superfund Organic Methods Data Review 2008

Sample Identification	Sample Identification
VMP-2-42-013113	VMP-13-29.5-013013
VMP-14-20-013113	VMP-14-29-013113
VMP-14-29-013113-Dup	VMP-49-30-020113
VMP-50-20-020113	VMP-50-30-020113

1.0 Data Package Completeness

Were all items delivered as specified in the QAPP and COC as appropriate?

Yes

2.0 Laboratory Case Narrative \ Cooler Receipt Form

Were problems noted in the laboratory case narrative or cooler receipt form?

Yes, the laboratory case narrative indicated samples VMP-2-42-013113, VMP-14-20-013113, and VMP-14-29-013113 were diluted and re-analyzed to bring the highest level target analytes within the calibration range of the instrument. Results for the highest level target analytes were reported from the re-analysis diluted runs and the remaining compounds were reported from the original analyses. Although not indicated in the laboratory case narrative, analytes were detected in the method blank. These issues are addressed further in the appropriate sections below.

No issues or discrepancies were noted in the cooler receipt form.

3.0 Holding Times

Were samples extracted/analyzed within applicable limits?

Yes

4.0 Blank Contamination

Were any analytes detected in the Blanks?

Yes

Blank ID	Parameter	Analyte	Concentration/ Amount
1302081A-09A	TO-15	Carbon disulfide	0.30 ppbv / 0.92 µg/m^3
1302081A-09A	TO-15	Methylene chloride	0.099 ppbv / 0.34 µg/m^3
1302081A-09A	TO-15	4-Ethyltoluene	0.063 ppbv / 0.31 µg/m^3
1302081A-09A	TO-15	1,3-Dichlorobenzene	0.13 ppbv / 0.81 µg/m^3
1302081A-09A	TO-15	1,4-Dichlorobenzene	0.17 ppbv / 1.0 µg/m^3

Blank ID	Parameter	Analyte	Concentration/ Amount
1302081A-09A	TO-15	alpha-Chlorotoluene	0.098 ppbv / 0.51 µg/m^3
1302081A-09A	TO-15	1,2-Dichlorobenzene	0.12 ppbv / 0.69 µg/m^3
1302081A-09A	TO-15	1,2,4-Trichlorobenzene	0.69 ppbv / 5.1µg/m^3
1302081A-09A	TO-15	Hexachlorobutadiene	0.27 ppbv / 2.9 µg/m^3
1302081B-09A	Natural gases	Nitrogen	0.083%

Analytical data reported non-detect or at concentrations greater than five times (5X) the associated blank concentration did not require qualification. No qualification of data was required.

5.0 Laboratory Control Sample

Were LCS recoveries within evaluation criteria?

Yes

6.0 Surrogate Recoveries

Were surrogate recoveries within evaluation criteria?

Yes

7.0 Matrix Spike and Matrix Spike Duplicate Recoveries

Were MS/MSD samples analyzed as part of this SDG?

MS/MSD samples are not applicable for vapor samples, due to the inability to spike the samples.

8.0 Laboratory Duplicate Results

Were laboratory duplicate samples collected as part of this SDG?

No

9.0 Field Duplicate Results

Were field duplicate samples collected as part of this SDG?

Yes

Field ID	Field Duplicate ID
VMP-14-29-013113	VMP-14-29-013113-Dup

Were field duplicate sample RPDs within evaluation criteria?

No

Field ID	Field Duplicate ID	Parameter	Analyte	RPD	Qualification
VMP-14-29-013113	VMP-14-29-013113-Dup	TO-15	Benzene	**>50%**	**J/J**
VMP-14-29-013113	VMP-14-29-013113-Dup	TO-15	Acetone	**>2X RL**	**J/UJ**
VMP-14-29-013113	VMP-14-29-013113-Dup	TO-15	Methylene chloride	**>2X RL**	**J/UJ**

VMP-14-29-013113	VMP-14-29-013113-Dup	TO-15	Hexane	**>2X RL**	**J/J**
VMP-14-29-013113	VMP-14-29-013113-Dup	TO-15	Cyclohexane	**>2X RL**	**J/J**
VMP-14-29-013113	VMP-14-29-013113-Dup	TO-15	2,2,4-Trimethylpentane	**>2X RL**	**J/J**
VMP-14-29-013113	VMP-14-29-013113-Dup	TO-15	Heptane	**>2X RL**	**J/J**
VMP-14-29-013113	VMP-14-29-013113-Dup	TO-15	Toluene	**>2X RL**	**J/UJ**
VMP-14-29-013113	VMP-14-29-013113-Dup	TO-15	Ethyl benzene	**>2X RL**	**J/UJ**
VMP-14-29-013113	VMP-14-29-013113-Dup	TO-15	m,p-Xylene	**>2X RL**	**J/UJ**
VMP-14-29-013113	VMP-14-29-013113-Dup	TO-15	Butane	**>2X RL**	**J/J**
VMP-14-29-013113	VMP-14-29-013113-Dup	TO-15	Isopentane	**>2X RL**	**J/J**

10.0 Sample Dilutions

For samples that were diluted and nondetect, were undiluted results also reported?

Not applicable; analytes were detected in samples that were diluted.

11.0 Additional Qualifications

Were additional qualifications applied?

No

eurofins | Air Toxics

2/21/2013
Ms. Elizabeth Kunkel
URS Corporation
1001 Highlands Plaza Dr. West
Suite 300
St. Louis MO 63110

Project Name: Roxana Soil Vapor
Project #: 21562850.04001
Workorder #: 1302081A

Dear Ms. Elizabeth Kunkel

The following report includes the data for the above referenced project for sample(s) received on 2/5/2013 at Air Toxics Ltd.

The data and associated QC analyzed by Modified TO-15 are compliant with the project requirements or laboratory criteria with the exception of the deviations noted in the attached case narrative.

Thank you for choosing Air Toxics Ltd. for your air analysis needs. Air Toxics Ltd. is committed to providing accurate data of the highest quality. Please feel free to contact the Project Manager: Kelly Buettner at 916-985-1000 if you have any questions regarding the data in this report.

Regards,

Kelly Buettner

Project Manager

REVIEWED
ON
3/21/13

eurofins | Air Toxics

WORK ORDER #: 1302081A

Work Order Summary

CLIENT:	Ms. Elizabeth Kunkel URS Corporation 1001 Highlands Plaza Dr. West Suite 300 St. Louis, MO 63110	**BILL TO:**	Accounts Payable Austin URS Corporation P.O. BOX 203970 Austin, TX 78720-1088
PHONE:	314-743-4179	**P.O. #**	21562735.00013
FAX:		**PROJECT #**	21562850.04001 Roxana Soil Vapor
DATE RECEIVED:	02/05/2013	**CONTACT:**	Kelly Buettner
DATE COMPLETED:	02/21/2013		

FRACTION #	NAME	TEST	RECEIPT VAC./PRES.	FINAL PRESSURE
01A	VMP-2-42-013113	Modified TO-15	5.6 "Hg	15 psi
01B	VMP-2-42-013113	Modified TO-15	5.6 "Hg	15 psi
02A	VMP-13-29.5-013013	Modified TO-15	6.2 "Hg	15 psi
03A	VMP-14-20-013113	Modified TO-15	6.0 "Hg	15 psi
03B	VMP-14-20-013113	Modified TO-15	6.0 "Hg	15 psi
04A	VMP-14-29-013113	Modified TO-15	5.4 "Hg	15 psi
04B	VMP-14-29-013113	Modified TO-15	5.4 "Hg	15 psi
05A	VMP-14-29-013113-DUP	Modified TO-15	4.4 "Hg	15 psi
06A	VMP-49-30-020113	Modified TO-15	5.4 "Hg	15 psi
07A	VMP-50-20-020113	Modified TO-15	7.4 "Hg	15 psi
08A	VMP-50-30-020113	Modified TO-15	6.6 "Hg	15 psi
09A	Lab Blank	Modified TO-15	NA	NA
10A	CCV	Modified TO-15	NA	NA
11A	LCS	Modified TO-15	NA	NA
11AA	LCSD	Modified TO-15	NA	NA

CERTIFIED BY: Heidi Hayes DATE: 02/21/13

Technical Director

Certfication numbers: AZ Licensure AZ0775, CA NELAP - 12282CA, NY NELAP - 11291,
TX NELAP - T104704434-12-5, UT NELAP CA009332012-3, WA NELAP - C935
Name of Accrediting Agency: NELAP/ORELAP (Oregon Environmental Laboratory Accreditation Program)
Accreditation number: CA300005, Effective date: 10/18/2011, Expiration date: 10/17/2012.
Eurofins Air Toxics Ltd. certifies that the test results contained in this report meet all requirements of the NELAC standards

This report shall not be reproduced, except in full, without the written approval of Eurofins Air Toxics, Inc.

180 BLUE RAVINE ROAD, SUITE B FOLSOM, CA - 9563
(916) 985-1000 . (800) 985-5955 . FAX (916) 985-1020

eurofins | Air Toxics

LABORATORY NARRATIVE
EPA Method TO-15
URS Corporation
Workorder# 1302081A

Eight 1 Liter Summa Canister samples were received on February 05, 2013. The laboratory performed analysis via EPA Method TO-15 using GC/MS in the full scan mode.

This workorder was independently validated prior to submittal using 'USEPA National Functional Guidelines' as generally applied to the analysis of volatile organic compounds in air. A rules-based, logic driven, independent validation engine was employed to assess completeness, evaluate pass/fail of relevant project quality control requirements and verification of all quantified amounts.

Receiving Notes

There were no receiving discrepancies.

Analytical Notes

As per client project requirements, the laboratory has reported estimated values for target compound hits that are below the Reporting Limit but greater than the Method Detection Limit. Concentrations that are below the level at which the canister was certified may be false positives.

Dilution was performed on all of the samples due to the presence of high level target species.

Due to high-level target compounds, samples VMP-2-42-013113, VMP-14-20-013113, and VMP-14-29-013113 were analyzed twice. In the "A" fraction, the sample was diluted to bring the highest-level compounds within the calibration range. The "B" fraction is also reported by client request and may be reported with "E" flags indicating the compound exceeds the calibration range. Both runs and associated QC are reported.

Definition of Data Qualifying Flags

Eight qualifiers may have been used on the data analysis sheets and indicates as follows:

B - Compound present in laboratory blank greater than reporting limit (background subtraction not performed).
J - Estimated value.
E - Exceeds instrument calibration range.
S - Saturated peak.
Q - Exceeds quality control limits.
U - Compound analyzed for but not detected above the reporting limit.
UJ- Non-detected compound associated with low bias in the CCV and/or LCS.
N - The identification is based on presumptive evidence.

File extensions may have been used on the data analysis sheets and indicates as follows:

a-File was requantified
b-File was quantified by a second column and detector
r1-File was requantified for the purpose of reissue

eurofins | Air Toxics

Summary of Detected Compounds
EPA METHOD TO-15 GC/MS FULL SCAN

Client Sample ID: VMP-2-42-013113

Lab ID#: 1302081A-01A DF = 104,000X

* USE THESE RESULTS ONLY. ALL OTHER DATA WAS REPORTED FROM THE 26,000X DILUTION ANALYSIS

Compound	Rpt. Limit (ppbv)	Amount (ppbv)	Rpt. Limit (ug/m3)	Amount (ug/m3)
Acetone	520000	120000 J	1200000	280000 J
2-Propanol	210000	32000 J	510000	79000 J
Carbon Disulfide	210000	22000 J	650000	70000 J
Methylene Chloride	520000	17000 J	1800000	60000 J
Hexane	52000	140000	180000	490000
Cyclohexane	52000	34000 J	180000	120000 J
2,2,4-Trimethylpentane	52000	70000	240000	330000
Heptane	52000	19000 J	210000	80000 J
Toluene	52000	4800 J	200000	18000 J
* Butane	210000	8600000	490000	20000000
Isopentane	210000	4200000	610000	12000000

Client Sample ID: VMP-2-42-013113

Lab ID#: 1302081A-01B

Compound	Rpt. Limit (ppbv)	Amount (ppbv)	Rpt. Limit (ug/m3)	Amount (ug/m3)
Ethanol	52000	38000 J	98000	72000 J
Acetone	130000	150000	310000	350000
2-Propanol	52000	37000 J	130000	90000 J
Carbon Disulfide	52000	9700 J	160000	30000 J
Methylene Chloride	130000	23000 J	450000	80000 J
Hexane	13000	180000	46000	620000
Cyclohexane	13000	45000	45000	150000
2,2,4-Trimethylpentane	13000	90000	61000	420000
Heptane	13000	26000	53000	100000
4-Methyl-2-pentanone	13000	8600 J	53000	35000 J
Toluene	13000	5000 J	49000	19000 J
m,p-Xylene	13000	2900 J	56000	12000 J
Styrene	13000	5200 J	55000	22000 J
1,1,2,2-Tetrachloroethane	13000	2300 J	89000	16000 J
Propylbenzene	13000	1900 J	64000	9500 J
4-Ethyltoluene	13000	2700 J	64000	13000 J
1,2,4-Trimethylbenzene	13000	3000 J	64000	15000 J

eurofins | Air Toxics

Summary of Detected Compounds
EPA METHOD TO-15 GC/MS FULL SCAN

Client Sample ID: VMP-2-42-013113

Lab ID#: 1302081A-01B DF = 26,000X

* DO NOT USE THIS DATA. USE ALL OTHER DATA.

1,3-Dichlorobenzene	13000	4400 J	78000	27000 J
1,4-Dichlorobenzene	13000	5400 J	78000	32000 J
alpha-Chlorotoluene	13000	4200 J	67000	22000 J
1,2-Dichlorobenzene	13000	4100 J	78000	24000 J
1,2,4-Trichlorobenzene	52000	12000 J	380000	92000 J
Hexachlorobutadiene	52000	4900 J	550000	53000 J
~~Butane~~	~~52000~~	~~9700000 E~~	~~120000~~	~~23000000 E~~
Isopentane	52000	4700000	150000	14000000

Client Sample ID: VMP-13-29.5-013013

Lab ID#: 1302081A-02A

Compound	Rpt. Limit (ppbv)	Amount (ppbv)	Rpt. Limit (ug/m3)	Amount (ug/m3)
Ethanol	2600	450 J	4800	850 J
Acetone	6400	1900 J	15000	4500 J
2-Propanol	2600	710 J	6300	1700 J
Carbon Disulfide	2600	410 J	8000	1300 J
Methylene Chloride	6400	490 J	22000	1700 J
Hexane	640	130 J	2200	460 J
Benzene	640	180000	2000	580000
4-Methyl-2-pentanone	640	150 J	2600	630 J
Toluene	640	170 J	2400	650 J
4-Ethyltoluene	640	54 J	3100	260 J
1,2,4-Trichlorobenzene	2600	220 J	19000	1600 J
Isopentane	2600	630 J	7600	1900 J

Client Sample ID: VMP-14-20-013113

Lab ID#: 1302081A-03A

Compound	Rpt. Limit (ppbv)	Amount (ppbv)	Rpt. Limit (ug/m3)	Amount (ug/m3)
Acetone	100000	18000 J	240000	42000 J
Carbon Disulfide	40000	4500 J	120000	14000 J
Methylene Chloride	100000	2600 J	350000	9200 J
Hexane	10000	50000	36000	170000

eurofins | Air Toxics

Summary of Detected Compounds
EPA METHOD TO-15 GC/MS FULL SCAN

* ~~USE THIS DATA ONLY.~~ USE THESE RESULTS ONLY. ALL OTHER DATA WAS REPORTED FROM THE ~~1,280X~~ 5,040X

Client Sample ID: VMP-14-20-013113

Lab ID#: 1302081A-03A DF = 20,200X

Cyclohexane	10000	43000	35000	150000
2,2,4-Trimethylpentane	10000	34000	47000	160000
Benzene	10000	3700000	32000	12000000
Heptane	10000	12000	41000	48000
Toluene	10000	1700 J	38000	6300 J
Butane	40000	160000	96000	390000
Isopentane	40000	570000	120000	1700000

Client Sample ID: VMP-14-20-013113

* DO NOT USE THIS DATA, USE ALL OTHER DATA.

Lab ID#: 1302081A-03B DF = ~~1,280X~~ 5,040X

Compound	Rpt. Limit (ppbv)	Amount (ppbv)	Rpt. Limit (ug/m3)	Amount (ug/m3)
Ethanol	10000	3500 J	19000	6700 J
Acetone	25000	15000 J	60000	36000 J
2-Propanol	10000	3300 J	25000	8200 J
Carbon Disulfide	10000	1500 J	31000	4700 J
Methylene Chloride	25000	2200 J	88000	7700 J
Hexane	2500	49000	8900	170000
Cyclohexane	2500	43000	8700	150000
2,2,4-Trimethylpentane	2500	31000	12000	140000
* ~~Benzene~~	~~2500~~	~~3200000 E~~	~~8000~~	~~10000000 E~~
Heptane	2500	12000	10000	48000
4-Methyl-2-pentanone	2500	1300 J	10000	5300 J
Toluene	2500	1100 J	9500	4100 J
Styrene	2500	620 J	11000	2600 J
1,3-Dichlorobenzene	2500	480 J	15000	2900 J
1,4-Dichlorobenzene	2500	530 J	15000	3200 J
alpha-Chlorotoluene	2500	550 J	13000	2800 J
1,2,4-Trichlorobenzene	10000	1200 J	75000	9300 J
Butane	10000	150000	24000	350000
Isopentane	10000	520000	30000	1500000

Client Sample ID: VMP-14-29-013113

Lab ID#: 1302081A-04A

eurofins | Air Toxics

Summary of Detected Compounds
EPA METHOD TO-15 GC/MS FULL SCAN

Client Sample ID: VMP-14-29-013113

* USE THESE RESULTS ONLY. ALL OTHER RESULTS REPORTED FROM THE 19,700X DILUTION

Lab ID#: 1302081A-04A DF = 98,400 X

Compound	Rpt. Limit (ppbv)	Amount (ppbv)	Rpt. Limit (ug/m3)	Amount (ug/m3)
Carbon Disulfide	200000	22000 J	610000	68000 J
Hexane	49000	250000	170000	900000
Cyclohexane	49000	130000	170000	440000
2,2,4-Trimethylpentane	49000	97000	230000	450000
Benzene	49000	17000000	160000	54000000
Heptane	49000	59000	200000	240000
Butane	200000	840000	470000	2000000
Isopentane	200000	1800000	580000	5400000

Client Sample ID: VMP-14-29-013113

* DO NOT USE THIS DATA. USE ALL OTHER DATA.

Lab ID#: 1302081A-04B DF = 19,700 X

Compound	Rpt. Limit (ppbv)	Amount (ppbv)	Rpt. Limit (ug/m3)	Amount (ug/m3)
Acetone	98000	12000 J	230000	30000 J
Carbon Disulfide	39000	4200 J	120000	13000 J
Methylene Chloride	98000	2200 J	340000	7700 J
Hexane	9800	280000	35000	980000
Cyclohexane	9800	140000	34000	480000
2,2,4-Trimethylpentane	9800	100000	46000	470000
* ~~Benzene~~	~~9800~~	~~16000000 E~~	~~31000~~	~~52000000 E~~
Heptane	9800	61000	40000	250000
Toluene	9800	2100 J	37000	8000 J
Ethyl Benzene	9800	3000 J	43000	13000 J
m,p-Xylene	9800	4400 J	43000	19000 J
Butane	39000	890000	94000	2100000
Isopentane	39000	1900000	120000	5600000

Client Sample ID: VMP-14-29-013113-DUP

Lab ID#: 1302081A-05A

Compound	Rpt. Limit (ppbv)	Amount (ppbv)	Rpt. Limit (ug/m3)	Amount (ug/m3)
Carbon Disulfide	95000	12000 J	300000	36000 J
Hexane	24000	48000	84000	170000

eurofins | Air Toxics

Summary of Detected Compounds
EPA METHOD TO-15 GC/MS FULL SCAN

Client Sample ID: VMP-14-29-013113-DUP

Lab ID#: 1302081A-05A

Cyclohexane	24000	45000	82000	150000
2,2,4-Trimethylpentane	24000	35000	110000	160000
Benzene	24000	4100000	76000	13000000
Heptane	24000	8000 J	97000	33000 J
Butane	95000	160000	220000	380000
Isopentane	95000	560000	280000	1600000

Client Sample ID: VMP-49-30-020113

Lab ID#: 1302081A-06A

Compound	Rpt. Limit (ppbv)	Amount (ppbv)	Rpt. Limit (ug/m3)	Amount (ug/m3)
Ethanol	250	100 J	460	190 J
Acetone	620	430 J	1500	1000 J
2-Propanol	250	110 J	600	270 J
Carbon Disulfide	250	39 J	770	120 J
Methylene Chloride	620	70 J	2100	240 J
Hexane	62	21 J	220	73 J
Cyclohexane	62	160	210	540
2,2,4-Trimethylpentane	62	9700	290	45000
Benzene	62	130	200	400
4-Methyl-2-pentanone	62	28 J	250	110 J
Toluene	62	13 J	230	49 J
Styrene	62	16 J	260	68 J
1,2,4-Trichlorobenzene	250	21 J	1800	150 J
Butane	250	2700	580	6500
Isopentane	250	16000	720	47000

Client Sample ID: VMP-50-20-020113

Lab ID#: 1302081A-07A

Compound	Rpt. Limit (ppbv)	Amount (ppbv)	Rpt. Limit (ug/m3)	Amount (ug/m3)
Ethanol	21	3.5 J	40	6.6 J
Acetone	54	8.7 J	130	21 J
2-Propanol	21	2.9 J	52	7.2 J

eurofins | Air Toxics

Summary of Detected Compounds
EPA METHOD TO-15 GC/MS FULL SCAN

Client Sample ID: VMP-50-20-020113

Lab ID#: 1302081A-07A

Carbon Disulfide	21	4.6 J	67	14 J
Hexane	5.4	17	19	61
Cyclohexane	5.4	48	18	160
2,2,4-Trimethylpentane	5.4	2000	25	9200
Benzene	5.4	3.4 J	17	11 J
Heptane	5.4	40	22	160
Toluene	5.4	1.9 J	20	7.3 J
Ethyl Benzene	5.4	3.9 J	23	17 J
m,p-Xylene	5.4	1.8 J	23	7.8 J
o-Xylene	5.4	1.6 J	23	7.1 J
Cumene	5.4	0.99 J	26	4.8 J
Propylbenzene	5.4	1.4 J	26	6.9 J
4-Ethyltoluene	5.4	1.9 J	26	9.5 J
1,2,4-Trimethylbenzene	5.4	1.5 J	26	7.5 J
Butane	21	29	51	69
Isopentane	21	45	63	130

Client Sample ID: VMP-50-30-020113

Lab ID#: 1302081A-08A

Compound	Rpt. Limit (ppbv)	Amount (ppbv)	Rpt. Limit (ug/m3)	Amount (ug/m3)
Ethanol	5200	1900 J	9800	3600 J
Acetone	13000	6700 J	31000	16000 J
2-Propanol	5200	1300 J	13000	3300 J
Carbon Disulfide	5200	900 J	16000	2800 J
Methylene Chloride	13000	1300 J	45000	4600 J
Hexane	1300	320000	4600	1100000
Cyclohexane	1300	110000	4400	370000
2,2,4-Trimethylpentane	1300	96000	6000	450000
Benzene	1300	29000	4100	92000
Heptane	1300	140000	5300	570000
Toluene	1300	200000	4900	740000
Ethyl Benzene	1300	84000	5600	370000
m,p-Xylene	1300	160000	5600	700000
o-Xylene	1300	50000	5600	220000

eurofins | Air Toxics

Summary of Detected Compounds
EPA METHOD TO-15 GC/MS FULL SCAN

Client Sample ID: VMP-50-30-020113

Lab ID#: 1302081A-08A

Cumene	1300	3900	6400	19000
Propylbenzene	1300	6100	6400	30000
4-Ethyltoluene	1300	18000	6400	88000
1,3,5-Trimethylbenzene	1300	4000	6400	19000
1,2,4-Trimethylbenzene	1300	8000	6400	39000
1,3-Dichlorobenzene	1300	180 J	7800	1000 J
1,2,4-Trichlorobenzene	5200	570 J	38000	4200 J
Butane	5200	180000	12000	440000
Isopentane	5200	370000	15000	1100000

eurofins | Air Toxics

Client Sample ID: VMP-2-42-013113

Lab ID#: 1302081A-01A

EPA METHOD TO-15 GC/MS FULL SCAN

File Name:	p021210	**Date of Collection:**	1/31/13 3:58:00 PM
Dil. Factor:	104000	**Date of Analysis:**	2/12/13 02:49 PM

Compound	Rpt. Limit (ppbv)	Amount (ppbv)	Rpt. Limit (ug/m3)	Amount (ug/m3)
Freon 12	52000	Not Detected	260000	Not Detected
Freon 114	52000	Not Detected	360000	Not Detected
Chloromethane	520000	Not Detected	1100000	Not Detected
Vinyl Chloride	52000	Not Detected	130000	Not Detected
1,3-Butadiene	52000	Not Detected	120000	Not Detected
Bromomethane	520000	Not Detected	2000000	Not Detected
Chloroethane	210000	Not Detected	550000	Not Detected
Freon 11	52000	Not Detected	290000	Not Detected
Ethanol	210000	Not Detected	390000	Not Detected
Freon 113	52000	Not Detected	400000	Not Detected
1,1-Dichloroethene	52000	Not Detected	210000	Not Detected
Acetone	520000	120000 J	1200000	280000 J
2-Propanol	210000	32000 J	510000	79000 J
Carbon Disulfide	210000	22000 J	650000	70000 J
3-Chloropropene	210000	Not Detected	650000	Not Detected
Methylene Chloride	520000	17000 J	1800000	60000 J
Methyl tert-butyl ether	52000	Not Detected	190000	Not Detected
trans-1,2-Dichloroethene	52000	Not Detected	210000	Not Detected
Hexane	52000	140000	180000	490000
1,1-Dichloroethane	52000	Not Detected	210000	Not Detected
2-Butanone (Methyl Ethyl Ketone)	210000	Not Detected	610000	Not Detected
cis-1,2-Dichloroethene	52000	Not Detected	210000	Not Detected
Tetrahydrofuran	52000	Not Detected	150000	Not Detected
Chloroform	52000	Not Detected	250000	Not Detected
1,1,1-Trichloroethane	52000	Not Detected	280000	Not Detected
Cyclohexane	52000	34000 J	180000	120000 J
Carbon Tetrachloride	52000	Not Detected	330000	Not Detected
2,2,4-Trimethylpentane	52000	70000	240000	330000
Benzene	52000	Not Detected	170000	Not Detected
1,2-Dichloroethane	52000	Not Detected	210000	Not Detected
Heptane	52000	19000 J	210000	80000 J
Trichloroethene	52000	Not Detected	280000	Not Detected
1,2-Dichloropropane	52000	Not Detected	240000	Not Detected
1,4-Dioxane	210000	Not Detected	750000	Not Detected
Bromodichloromethane	52000	Not Detected	350000	Not Detected
cis-1,3-Dichloropropene	52000	Not Detected	240000	Not Detected
4-Methyl-2-pentanone	52000	Not Detected	210000	Not Detected
Toluene	52000	4800 J	200000	18000 J
trans-1,3-Dichloropropene	52000	Not Detected	240000	Not Detected
1,1,2-Trichloroethane	52000	Not Detected	280000	Not Detected
Tetrachloroethene	52000	Not Detected	350000	Not Detected
2-Hexanone	210000	Not Detected	850000	Not Detected

eurofins | Air Toxics

Client Sample ID: VMP-2-42-013113
Lab ID#: 1302081A-01A

* USE THESE RESULTS ONLY. ALL OTHER DATA WERE REPORTED FROM THE 26,000X DILUTION ANALYSI

EPA METHOD TO-15 GC/MS FULL SCAN

File Name:	p021210	**Date of Collection:**	1/31/13 3:58:00 PM
Dil. Factor:	104000	**Date of Analysis:**	2/12/13 02:49 PM

Compound	Rpt. Limit (ppbv)	Amount (ppbv)	Rpt. Limit (ug/m3)	Amount (ug/m3)
Dibromochloromethane	52000	Not Detected	440000	Not Detected
1,2-Dibromoethane (EDB)	52000	Not Detected	400000	Not Detected
Chlorobenzene	52000	Not Detected	240000	Not Detected
Ethyl Benzene	52000	Not Detected	220000	Not Detected
m,p-Xylene	52000	Not Detected	220000	Not Detected
o-Xylene	52000	Not Detected	220000	Not Detected
Styrene	52000	Not Detected	220000	Not Detected
Bromoform	52000	Not Detected	540000	Not Detected
Cumene	52000	Not Detected	260000	Not Detected
1,1,2,2-Tetrachloroethane	52000	Not Detected	360000	Not Detected
Propylbenzene	52000	Not Detected	260000	Not Detected
4-Ethyltoluene	52000	Not Detected	260000	Not Detected
1,3,5-Trimethylbenzene	52000	Not Detected	260000	Not Detected
1,2,4-Trimethylbenzene	52000	Not Detected	260000	Not Detected
1,3-Dichlorobenzene	52000	Not Detected	310000	Not Detected
1,4-Dichlorobenzene	52000	Not Detected	310000	Not Detected
alpha-Chlorotoluene	52000	Not Detected	270000	Not Detected
1,2-Dichlorobenzene	52000	Not Detected	310000	Not Detected
1,2,4-Trichlorobenzene	210000	Not Detected	1500000	Not Detected
Hexachlorobutadiene	210000	Not Detected	2200000	Not Detected
* Butane	210000	8600000	490000	20000000
Isopentane	210000	4200000	610000	12000000

J = Estimated value.

Container Type: 1 Liter Summa Canister

Surrogates	%Recovery	Method Limits
Toluene-d8	94	70-130
1,2-Dichloroethane-d4	82	70-130
4-Bromofluorobenzene	104	70-130

eurofins | Air Toxics

Client Sample ID: VMP-2-42-013113

Lab ID#: 1302081A-01B

EPA METHOD TO-15 GC/MS FULL SCAN

File Name:	p021211	**Date of Collection:**	1/31/13 3:58:00 PM
Dil. Factor:	26000	**Date of Analysis:**	2/12/13 03:27 PM

Compound	Rpt. Limit (ppbv)	Amount (ppbv)	Rpt. Limit (ug/m3)	Amount (ug/m3)
Freon 12	13000	Not Detected	64000	Not Detected
Freon 114	13000	Not Detected	91000	Not Detected
Chloromethane	130000	Not Detected	270000	Not Detected
Vinyl Chloride	13000	Not Detected	33000	Not Detected
1,3-Butadiene	13000	Not Detected	29000	Not Detected
Bromomethane	130000	Not Detected	500000	Not Detected
Chloroethane	52000	Not Detected	140000	Not Detected
Freon 11	13000	Not Detected	73000	Not Detected
Ethanol	52000	38000 J	98000	72000 J
Freon 113	13000	Not Detected	100000	Not Detected
1,1-Dichloroethene	13000	Not Detected	52000	Not Detected
Acetone	130000	150000	310000	350000
2-Propanol	52000	37000 J	130000	90000 J
Carbon Disulfide	52000	9700 J	160000	30000 J
3-Chloropropene	52000	Not Detected	160000	Not Detected
Methylene Chloride	130000	23000 J	450000	80000 J
Methyl tert-butyl ether	13000	Not Detected	47000	Not Detected
trans-1,2-Dichloroethene	13000	Not Detected	52000	Not Detected
Hexane	13000	180000	46000	620000
1,1-Dichloroethane	13000	Not Detected	53000	Not Detected
2-Butanone (Methyl Ethyl Ketone)	52000	Not Detected	150000	Not Detected
cis-1,2-Dichloroethene	13000	Not Detected	52000	Not Detected
Tetrahydrofuran	13000	Not Detected	38000	Not Detected
Chloroform	13000	Not Detected	63000	Not Detected
1,1,1-Trichloroethane	13000	Not Detected	71000	Not Detected
Cyclohexane	13000	45000	45000	150000
Carbon Tetrachloride	13000	Not Detected	82000	Not Detected
2,2,4-Trimethylpentane	13000	90000	61000	420000
Benzene	13000	Not Detected	42000	Not Detected
1,2-Dichloroethane	13000	Not Detected	53000	Not Detected
Heptane	13000	26000	53000	100000
Trichloroethene	13000	Not Detected	70000	Not Detected
1,2-Dichloropropane	13000	Not Detected	60000	Not Detected
1,4-Dioxane	52000	Not Detected	190000	Not Detected
Bromodichloromethane	13000	Not Detected	87000	Not Detected
cis-1,3-Dichloropropene	13000	Not Detected	59000	Not Detected
4-Methyl-2-pentanone	13000	8600 J	53000	35000 J
Toluene	13000	5000 J	49000	19000 J
trans-1,3-Dichloropropene	13000	Not Detected	59000	Not Detected
1,1,2-Trichloroethane	13000	Not Detected	71000	Not Detected
Tetrachloroethene	13000	Not Detected	88000	Not Detected
2-Hexanone	52000	Not Detected	210000	Not Detected

eurofins | Air Toxics

Client Sample ID: VMP-2-42-013113
Lab ID#: 1302081A-01B

*DO NOT USE THIS DATA. USE ALL OTHER DATA.

EPA METHOD TO-15 GC/MS FULL SCAN

File Name:	**p021211**	**Date of Collection:**	**1/31/13 3:58:00 PM**
Dil. Factor:	**26000**	**Date of Analysis:**	**2/12/13 03:27 PM**

Compound	Rpt. Limit (ppbv)	Amount (ppbv)	Rpt. Limit (ug/m3)	Amount (ug/m3)
Dibromochloromethane	13000	Not Detected	110000	Not Detected
1,2-Dibromoethane (EDB)	13000	Not Detected	100000	Not Detected
Chlorobenzene	13000	Not Detected	60000	Not Detected
Ethyl Benzene	13000	Not Detected	56000	Not Detected
m,p-Xylene	13000	2900 J	56000	12000 J
o-Xylene	13000	Not Detected	56000	Not Detected
Styrene	13000	5200 J	55000	22000 J
Bromoform	13000	Not Detected	130000	Not Detected
Cumene	13000	Not Detected	64000	Not Detected
1,1,2,2-Tetrachloroethane	13000	2300 J	89000	16000 J
Propylbenzene	13000	1900 J	64000	9500 J
4-Ethyltoluene	13000	2700 J	64000	13000 J
1,3,5-Trimethylbenzene	13000	Not Detected	64000	Not Detected
1,2,4-Trimethylbenzene	13000	3000 J	64000	15000 J
1,3-Dichlorobenzene	13000	4400 J	78000	27000 J
1,4-Dichlorobenzene	13000	5400 J	78000	32000 J
alpha-Chlorotoluene	13000	4200 J	67000	22000 J
1,2-Dichlorobenzene	13000	4100 J	78000	24000 J
1,2,4-Trichlorobenzene	52000	12000 J	380000	92000 J
Hexachlorobutadiene	52000	4900 J	550000	53000 J
~~Butane~~	~~52000~~	~~9700000 E~~	~~120000~~	~~23000000 E~~
Isopentane	52000	4700000	150000	14000000

J = Estimated value.
E = Exceeds instrument calibration range.
Container Type: 1 Liter Summa Canister

Surrogates	%Recovery	Method Limits
Toluene-d8	96	70-130
1,2-Dichloroethane-d4	82	70-130
4-Bromofluorobenzene	101	70-130

eurofins | Air Toxics

Client Sample ID: VMP-13-29.5-013013

Lab ID#: 1302081A-02A

EPA METHOD TO-15 GC/MS FULL SCAN

File Name:	p021220	**Date of Collection:**	1/30/13 1:57:00 PM
Dil. Factor:	1280	**Date of Analysis:**	2/12/13 10:34 PM

Compound	Rpt. Limit (ppbv)	Amount (ppbv)	Rpt. Limit (ug/m3)	Amount (ug/m3)
Freon 12	640	Not Detected	3200	Not Detected
Freon 114	640	Not Detected	4500	Not Detected
Chloromethane	6400	Not Detected	13000	Not Detected
Vinyl Chloride	640	Not Detected	1600	Not Detected
1,3-Butadiene	640	Not Detected	1400	Not Detected
Bromomethane	6400	Not Detected	25000	Not Detected
Chloroethane	2600	Not Detected	6800	Not Detected
Freon 11	640	Not Detected	3600	Not Detected
Ethanol	2600	450 J	4800	850 J
Freon 113	640	Not Detected	4900	Not Detected
1,1-Dichloroethene	640	Not Detected	2500	Not Detected
Acetone	6400	1900 J	15000	4500 J
2-Propanol	2600	710 J	6300	1700 J
Carbon Disulfide	2600	410 J	8000	1300 J
3-Chloropropene	2600	Not Detected	8000	Not Detected
Methylene Chloride	6400	490 J	22000	1700 J
Methyl tert-butyl ether	640	Not Detected	2300	Not Detected
trans-1,2-Dichloroethene	640	Not Detected	2500	Not Detected
Hexane	640	130 J	2200	460 J
1,1-Dichloroethane	640	Not Detected	2600	Not Detected
2-Butanone (Methyl Ethyl Ketone)	2600	Not Detected	7500	Not Detected
cis-1,2-Dichloroethene	640	Not Detected	2500	Not Detected
Tetrahydrofuran	640	Not Detected	1900	Not Detected
Chloroform	640	Not Detected	3100	Not Detected
1,1,1-Trichloroethane	640	Not Detected	3500	Not Detected
Cyclohexane	640	Not Detected	2200	Not Detected
Carbon Tetrachloride	640	Not Detected	4000	Not Detected
2,2,4-Trimethylpentane	640	Not Detected	3000	Not Detected
Benzene	640	180000	2000	580000
1,2-Dichloroethane	640	Not Detected	2600	Not Detected
Heptane	640	Not Detected	2600	Not Detected
Trichloroethene	640	Not Detected	3400	Not Detected
1,2-Dichloropropane	640	Not Detected	3000	Not Detected
1,4-Dioxane	2600	Not Detected	9200	Not Detected
Bromodichloromethane	640	Not Detected	4300	Not Detected
cis-1,3-Dichloropropene	640	Not Detected	2900	Not Detected
4-Methyl-2-pentanone	640	150 J	2600	630 J
Toluene	640	170 J	2400	650 J
trans-1,3-Dichloropropene	640	Not Detected	2900	Not Detected
1,1,2-Trichloroethane	640	Not Detected	3500	Not Detected
Tetrachloroethene	640	Not Detected	4300	Not Detected
2-Hexanone	2600	Not Detected	10000	Not Detected

eurofins | Air Toxics

Client Sample ID: VMP-13-29.5-013013

Lab ID#: 1302081A-02A

EPA METHOD TO-15 GC/MS FULL SCAN

File Name:	**p021220**	**Date of Collection:**	**1/30/13 1:57:00 PM**
Dil. Factor:	**1280**	**Date of Analysis:**	**2/12/13 10:34 PM**

Compound	Rpt. Limit (ppbv)	Amount (ppbv)	Rpt. Limit (ug/m3)	Amount (ug/m3)
Dibromochloromethane	640	Not Detected	5400	Not Detected
1,2-Dibromoethane (EDB)	640	Not Detected	4900	Not Detected
Chlorobenzene	640	Not Detected	2900	Not Detected
Ethyl Benzene	640	Not Detected	2800	Not Detected
m,p-Xylene	640	Not Detected	2800	Not Detected
o-Xylene	640	Not Detected	2800	Not Detected
Styrene	640	Not Detected	2700	Not Detected
Bromoform	640	Not Detected	6600	Not Detected
Cumene	640	Not Detected	3100	Not Detected
1,1,2,2-Tetrachloroethane	640	Not Detected	4400	Not Detected
Propylbenzene	640	Not Detected	3100	Not Detected
4-Ethyltoluene	640	54 J	3100	260 J
1,3,5-Trimethylbenzene	640	Not Detected	3100	Not Detected
1,2,4-Trimethylbenzene	640	Not Detected	3100	Not Detected
1,3-Dichlorobenzene	640	Not Detected	3800	Not Detected
1,4-Dichlorobenzene	640	Not Detected	3800	Not Detected
alpha-Chlorotoluene	640	Not Detected	3300	Not Detected
1,2-Dichlorobenzene	640	Not Detected	3800	Not Detected
1,2,4-Trichlorobenzene	2600	220 J	19000	1600 J
Hexachlorobutadiene	2600	Not Detected	27000	Not Detected
Butane	2600	Not Detected	6100	Not Detected
Isopentane	2600	630 J	7600	1900 J

J = Estimated value.

Container Type: 1 Liter Summa Canister

Surrogates	%Recovery	Method Limits
Toluene-d8	92	70-130
1,2-Dichloroethane-d4	85	70-130
4-Bromofluorobenzene	105	70-130

eurofins | Air Toxics

* USE THESE RESULTS ONLY. ALL OTHER DATA WAS REPORTED FROM THE ~~1280X~~ WERE 5,040X.

Client Sample ID: VMP-14-20-013113

Lab ID#: 1302081A-03A

EPA METHOD TO-15 GC/MS FULL SCAN

File Name:	p021214	**Date of Collection:**	1/31/13 11:35:00 AM
Dil. Factor:	20200	**Date of Analysis:**	2/12/13 05:40 PM

Compound	Rpt. Limit (ppbv)	Amount (ppbv)	Rpt. Limit (ug/m3)	Amount (ug/m3)
Freon 12	10000	Not Detected	50000	Not Detected
Freon 114	10000	Not Detected	71000	Not Detected
Chloromethane	100000	Not Detected	210000	Not Detected
Vinyl Chloride	10000	Not Detected	26000	Not Detected
1,3-Butadiene	10000	Not Detected	22000	Not Detected
Bromomethane	100000	Not Detected	390000	Not Detected
Chloroethane	40000	Not Detected	110000	Not Detected
Freon 11	10000	Not Detected	57000	Not Detected
Ethanol	40000	Not Detected	76000	Not Detected
Freon 113	10000	Not Detected	77000	Not Detected
1,1-Dichloroethene	10000	Not Detected	40000	Not Detected
Acetone	100000	18000 J	240000	42000 J
2-Propanol	40000	Not Detected	99000	Not Detected
Carbon Disulfide	40000	4500 J	120000	14000 J
3-Chloropropene	40000	Not Detected	130000	Not Detected
Methylene Chloride	100000	2600 J	350000	9200 J
Methyl tert-butyl ether	10000	Not Detected	36000	Not Detected
trans-1,2-Dichloroethene	10000	Not Detected	40000	Not Detected
Hexane	10000	50000	36000	170000
1,1-Dichloroethane	10000	Not Detected	41000	Not Detected
2-Butanone (Methyl Ethyl Ketone)	40000	Not Detected	120000	Not Detected
cis-1,2-Dichloroethene	10000	Not Detected	40000	Not Detected
Tetrahydrofuran	10000	Not Detected	30000	Not Detected
Chloroform	10000	Not Detected	49000	Not Detected
1,1,1-Trichloroethane	10000	Not Detected	55000	Not Detected
Cyclohexane	10000	43000	35000	150000
Carbon Tetrachloride	10000	Not Detected	64000	Not Detected
2,2,4-Trimethylpentane	10000	34000	47000	160000
Benzene	10000	3700000	32000	12000000
1,2-Dichloroethane	10000	Not Detected	41000	Not Detected
Heptane	10000	12000	41000	48000
Trichloroethene	10000	Not Detected	54000	Not Detected
1,2-Dichloropropane	10000	Not Detected	47000	Not Detected
1,4-Dioxane	40000	Not Detected	140000	Not Detected
Bromodichloromethane	10000	Not Detected	68000	Not Detected
cis-1,3-Dichloropropene	10000	Not Detected	46000	Not Detected
4-Methyl-2-pentanone	10000	Not Detected	41000	Not Detected
Toluene	10000	1700 J	38000	6300 J
trans-1,3-Dichloropropene	10000	Not Detected	46000	Not Detected
1,1,2-Trichloroethane	10000	Not Detected	55000	Not Detected
Tetrachloroethene	10000	Not Detected	68000	Not Detected
2-Hexanone	40000	Not Detected	160000	Not Detected

eurofins | Air Toxics

Client Sample ID: VMP-14-20-013113

Lab ID#: 1302081A-03A

EPA METHOD TO-15 GC/MS FULL SCAN

File Name:	**p021214**	**Date of Collection:**	**1/31/13 11:35:00 AM**
Dil. Factor:	**20200**	**Date of Analysis:**	**2/12/13 05:40 PM**

Compound	Rpt. Limit (ppbv)	Amount (ppbv)	Rpt. Limit (ug/m3)	Amount (ug/m3)
Dibromochloromethane	10000	Not Detected	86000	Not Detected
1,2-Dibromoethane (EDB)	10000	Not Detected	78000	Not Detected
Chlorobenzene	10000	Not Detected	46000	Not Detected
Ethyl Benzene	10000	Not Detected	44000	Not Detected
m,p-Xylene	10000	Not Detected	44000	Not Detected
o-Xylene	10000	Not Detected	44000	Not Detected
Styrene	10000	Not Detected	43000	Not Detected
Bromoform	10000	Not Detected	100000	Not Detected
Cumene	10000	Not Detected	50000	Not Detected
1,1,2,2-Tetrachloroethane	10000	Not Detected	69000	Not Detected
Propylbenzene	10000	Not Detected	50000	Not Detected
4-Ethyltoluene	10000	Not Detected	50000	Not Detected
1,3,5-Trimethylbenzene	10000	Not Detected	50000	Not Detected
1,2,4-Trimethylbenzene	10000	Not Detected	50000	Not Detected
1,3-Dichlorobenzene	10000	Not Detected	61000	Not Detected
1,4-Dichlorobenzene	10000	Not Detected	61000	Not Detected
alpha-Chlorotoluene	10000	Not Detected	52000	Not Detected
1,2-Dichlorobenzene	10000	Not Detected	61000	Not Detected
1,2,4-Trichlorobenzene	40000	Not Detected	300000	Not Detected
Hexachlorobutadiene	40000	Not Detected	430000	Not Detected
Butane	40000	160000	96000	390000
Isopentane	40000	570000	120000	1700000

J = Estimated value.

Container Type: 1 Liter Summa Canister

Surrogates	%Recovery	Method Limits
Toluene-d8	96	70-130
1,2-Dichloroethane-d4	83	70-130
4-Bromofluorobenzene	103	70-130

eurofins | Air Toxics

Client Sample ID: VMP-14-20-013113 * DO NOT USE THIS DATA.
Lab ID#: 1302081A-03B USE ALL OTHER DATA.

EPA METHOD TO-15 GC/MS FULL SCAN

File Name:	p021212	**Date of Collection:**	1/31/13 11:35:00 AM
Dil. Factor:	5040	**Date of Analysis:**	2/12/13 04:07 PM

Compound	Rpt. Limit (ppbv)	Amount (ppbv)	Rpt. Limit (ug/m3)	Amount (ug/m3)
Freon 12	2500	Not Detected	12000	Not Detected
Freon 114	2500	Not Detected	18000	Not Detected
Chloromethane	25000	Not Detected	52000	Not Detected
Vinyl Chloride	2500	Not Detected	6400	Not Detected
1,3-Butadiene	2500	Not Detected	5600	Not Detected
Bromomethane	25000	Not Detected	98000	Not Detected
Chloroethane	10000	Not Detected	26000	Not Detected
Freon 11	2500	Not Detected	14000	Not Detected
Ethanol	10000	3500 J	19000	6700 J
Freon 113	2500	Not Detected	19000	Not Detected
1,1-Dichloroethene	2500	Not Detected	10000	Not Detected
Acetone	25000	15000 J	60000	36000 J
2-Propanol	10000	3300 J	25000	8200 J
Carbon Disulfide	10000	1500 J	31000	4700 J
3-Chloropropene	10000	Not Detected	32000	Not Detected
Methylene Chloride	25000	2200 J	88000	7700 J
Methyl tert-butyl ether	2500	Not Detected	9100	Not Detected
trans-1,2-Dichloroethene	2500	Not Detected	10000	Not Detected
Hexane	2500	49000	8900	170000
1,1-Dichloroethane	2500	Not Detected	10000	Not Detected
2-Butanone (Methyl Ethyl Ketone)	10000	Not Detected	30000	Not Detected
cis-1,2-Dichloroethene	2500	Not Detected	10000	Not Detected
Tetrahydrofuran	2500	Not Detected	7400	Not Detected
Chloroform	2500	Not Detected	12000	Not Detected
1,1,1-Trichloroethane	2500	Not Detected	14000	Not Detected
Cyclohexane	2500	43000	8700	150000
Carbon Tetrachloride	2500	Not Detected	16000	Not Detected
2,2,4-Trimethylpentane	2500	31000	12000	140000
~~Benzene~~	~~2500~~	~~3200000 E~~	~~8000~~	~~10000000 E~~
1,2-Dichloroethane	2500	Not Detected	10000	Not Detected
Heptane	2500	12000	10000	48000
Trichloroethene	2500	Not Detected	14000	Not Detected
1,2-Dichloropropane	2500	Not Detected	12000	Not Detected
1,4-Dioxane	10000	Not Detected	36000	Not Detected
Bromodichloromethane	2500	Not Detected	17000	Not Detected
cis-1,3-Dichloropropene	2500	Not Detected	11000	Not Detected
4-Methyl-2-pentanone	2500	1300 J	10000	5300 J
Toluene	2500	1100 J	9500	4100 J
trans-1,3-Dichloropropene	2500	Not Detected	11000	Not Detected
1,1,2-Trichloroethane	2500	Not Detected	14000	Not Detected
Tetrachloroethene	2500	Not Detected	17000	Not Detected
2-Hexanone	10000	Not Detected	41000	Not Detected

eurofins | Air Toxics

Client Sample ID: VMP-14-20-013113

Lab ID#: 1302081A-03B

EPA METHOD TO-15 GC/MS FULL SCAN

File Name:	p021212	**Date of Collection:**	1/31/13 11:35:00 AM
Dil. Factor:	5040	**Date of Analysis:**	2/12/13 04:07 PM

Compound	Rpt. Limit (ppbv)	Amount (ppbv)	Rpt. Limit (ug/m3)	Amount (ug/m3)
Dibromochloromethane	2500	Not Detected	21000	Not Detected
1,2-Dibromoethane (EDB)	2500	Not Detected	19000	Not Detected
Chlorobenzene	2500	Not Detected	12000	Not Detected
Ethyl Benzene	2500	Not Detected	11000	Not Detected
m,p-Xylene	2500	Not Detected	11000	Not Detected
o-Xylene	2500	Not Detected	11000	Not Detected
Styrene	2500	620 J	11000	2600 J
Bromoform	2500	Not Detected	26000	Not Detected
Cumene	2500	Not Detected	12000	Not Detected
1,1,2,2-Tetrachloroethane	2500	Not Detected	17000	Not Detected
Propylbenzene	2500	Not Detected	12000	Not Detected
4-Ethyltoluene	2500	Not Detected	12000	Not Detected
1,3,5-Trimethylbenzene	2500	Not Detected	12000	Not Detected
1,2,4-Trimethylbenzene	2500	Not Detected	12000	Not Detected
1,3-Dichlorobenzene	2500	480 J	15000	2900 J
1,4-Dichlorobenzene	2500	530 J	15000	3200 J
alpha-Chlorotoluene	2500	550 J	13000	2800 J
1,2-Dichlorobenzene	2500	Not Detected	15000	Not Detected
1,2,4-Trichlorobenzene	10000	1200 J	75000	9300 J
Hexachlorobutadiene	10000	Not Detected	110000	Not Detected
Butane	10000	150000	24000	350000
Isopentane	10000	520000	30000	1500000

J = Estimated value.
E = Exceeds instrument calibration range.
Container Type: 1 Liter Summa Canister

Surrogates	%Recovery	Method Limits
Toluene-d8	96	70-130
1,2-Dichloroethane-d4	84	70-130
4-Bromofluorobenzene	99	70-130

eurofins | Air Toxics

Client Sample ID: VMP-14-29-013113
Lab ID#: 1302081A-04A

* USE THESE RESULTS ONLY. ALL OTHER DATA WERE REPORTED FROM THE 19,700X DILUTION ANALYSIS

EPA METHOD TO-15 GC/MS FULL SCAN

File Name:	p021217	**Date of Collection:**	1/31/13 12:24:00 PM
Dil. Factor:	98400	**Date of Analysis:**	2/12/13 08:01 PM

Compound	Rpt. Limit (ppbv)	Amount (ppbv)	Rpt. Limit (ug/m3)	Amount (ug/m3)
Freon 12	49000	Not Detected	240000	Not Detected
Freon 114	49000	Not Detected	340000	Not Detected
Chloromethane	490000	Not Detected	1000000	Not Detected
Vinyl Chloride	49000	Not Detected	120000	Not Detected
1,3-Butadiene	49000	Not Detected	110000	Not Detected
Bromomethane	490000	Not Detected	1900000	Not Detected
Chloroethane	200000	Not Detected	520000	Not Detected
Freon 11	49000	Not Detected	280000	Not Detected
Ethanol	200000	Not Detected	370000	Not Detected
Freon 113	49000	Not Detected	380000	Not Detected
1,1-Dichloroethene	49000	Not Detected	200000	Not Detected
Acetone	490000	Not Detected	1200000	Not Detected
2-Propanol	200000	Not Detected	480000	Not Detected
Carbon Disulfide	200000	22000 J	610000	68000 J
3-Chloropropene	200000	Not Detected	620000	Not Detected
Methylene Chloride	490000	Not Detected	1700000	Not Detected
Methyl tert-butyl ether	49000	Not Detected	180000	Not Detected
trans-1,2-Dichloroethene	49000	Not Detected	200000	Not Detected
Hexane	49000	250000	170000	900000
1,1-Dichloroethane	49000	Not Detected	200000	Not Detected
2-Butanone (Methyl Ethyl Ketone)	200000	Not Detected	580000	Not Detected
cis-1,2-Dichloroethene	49000	Not Detected	200000	Not Detected
Tetrahydrofuran	49000	Not Detected	140000	Not Detected
Chloroform	49000	Not Detected	240000	Not Detected
1,1,1-Trichloroethane	49000	Not Detected	270000	Not Detected
Cyclohexane	49000	130000	170000	440000
Carbon Tetrachloride	49000	Not Detected	310000	Not Detected
2,2,4-Trimethylpentane	49000	97000	230000	450000
* Benzene	49000	17000000 J	160000	54000000 J
1,2-Dichloroethane	49000	Not Detected	200000	Not Detected
Heptane	49000	59000	200000	240000
Trichloroethene	49000	Not Detected	260000	Not Detected
1,2-Dichloropropane	49000	Not Detected	230000	Not Detected
1,4-Dioxane	200000	Not Detected	710000	Not Detected
Bromodichloromethane	49000	Not Detected	330000	Not Detected
cis-1,3-Dichloropropene	49000	Not Detected	220000	Not Detected
4-Methyl-2-pentanone	49000	Not Detected	200000	Not Detected
Toluene	49000	Not Detected	180000	Not Detected
trans-1,3-Dichloropropene	49000	Not Detected	220000	Not Detected
1,1,2-Trichloroethane	49000	Not Detected	270000	Not Detected
Tetrachloroethene	49000	Not Detected	330000	Not Detected
2-Hexanone	200000	Not Detected	810000	Not Detected

eurofins | Air Toxics

Client Sample ID: VMP-14-29-013113

Lab ID#: 1302081A-04A

EPA METHOD TO-15 GC/MS FULL SCAN

File Name:	p021217	**Date of Collection:**	1/31/13 12:24:00 PM
Dil. Factor:	98400	**Date of Analysis:**	2/12/13 08:01 PM

Compound	Rpt. Limit (ppbv)	Amount (ppbv)	Rpt. Limit (ug/m3)	Amount (ug/m3)
Dibromochloromethane	49000	Not Detected	420000	Not Detected
1,2-Dibromoethane (EDB)	49000	Not Detected	380000	Not Detected
Chlorobenzene	49000	Not Detected	230000	Not Detected
Ethyl Benzene	49000	Not Detected	210000	Not Detected
m,p-Xylene	49000	Not Detected	210000	Not Detected
o-Xylene	49000	Not Detected	210000	Not Detected
Styrene	49000	Not Detected	210000	Not Detected
Bromoform	49000	Not Detected	510000	Not Detected
Cumene	49000	Not Detected	240000	Not Detected
1,1,2,2-Tetrachloroethane	49000	Not Detected	340000	Not Detected
Propylbenzene	49000	Not Detected	240000	Not Detected
4-Ethyltoluene	49000	Not Detected	240000	Not Detected
1,3,5-Trimethylbenzene	49000	Not Detected	240000	Not Detected
1,2,4-Trimethylbenzene	49000	Not Detected	240000	Not Detected
1,3-Dichlorobenzene	49000	Not Detected	300000	Not Detected
1,4-Dichlorobenzene	49000	Not Detected	300000	Not Detected
alpha-Chlorotoluene	49000	Not Detected	250000	Not Detected
1,2-Dichlorobenzene	49000	Not Detected	300000	Not Detected
1,2,4-Trichlorobenzene	200000	Not Detected	1500000	Not Detected
Hexachlorobutadiene	200000	Not Detected	2100000	Not Detected
Butane	200000	840000	470000	2000000
Isopentane	200000	1800000	580000	5400000

J = Estimated value.

Container Type: 1 Liter Summa Canister

Surrogates	%Recovery	Method Limits
Toluene-d8	94	70-130
1,2-Dichloroethane-d4	86	70-130
4-Bromofluorobenzene	94	70-130

eurofins | Air Toxics

* DO NOT USE THIS DATA. USE ALL OTHER DATA.

Client Sample ID: VMP-14-29-013113

Lab ID#: 1302081A-04B

EPA METHOD TO-15 GC/MS FULL SCAN

File Name:	**p021215**	**Date of Collection:**	**1/31/13 12:24:00 PM**
Dil. Factor:	**19700**	**Date of Analysis:**	**2/12/13 06:28 PM**

Compound	Rpt. Limit (ppbv)	Amount (ppbv)	Rpt. Limit (ug/m3)	Amount (ug/m3)
Freon 12	9800	Not Detected	49000	Not Detected
Freon 114	9800	Not Detected	69000	Not Detected
Chloromethane	98000	Not Detected	200000	Not Detected
Vinyl Chloride	9800	Not Detected	25000	Not Detected
1,3-Butadiene	9800	Not Detected	22000	Not Detected
Bromomethane	98000	Not Detected	380000	Not Detected
Chloroethane	39000	Not Detected	100000	Not Detected
Freon 11	9800	Not Detected	55000	Not Detected
Ethanol	39000	Not Detected	74000	Not Detected
Freon 113	9800	Not Detected	75000	Not Detected
1,1-Dichloroethene	9800	Not Detected	39000	Not Detected
Acetone	98000	12000 J J	230000	30000 J J
2-Propanol	39000	Not Detected	97000	Not Detected
Carbon Disulfide	39000	4200 J	120000	13000 J
3-Chloropropene	39000	Not Detected	120000	Not Detected
Methylene Chloride	98000	2200 J J	340000	7700 J J
Methyl tert-butyl ether	9800	Not Detected	36000	Not Detected
trans-1,2-Dichloroethene	9800	Not Detected	39000	Not Detected
Hexane	9800	280000 J	35000	980000 J
1,1-Dichloroethane	9800	Not Detected	40000	Not Detected
2-Butanone (Methyl Ethyl Ketone)	39000	Not Detected	120000	Not Detected
cis-1,2-Dichloroethene	9800	Not Detected	39000	Not Detected
Tetrahydrofuran	9800	Not Detected	29000	Not Detected
Chloroform	9800	Not Detected	48000	Not Detected
1,1,1-Trichloroethane	9800	Not Detected	54000	Not Detected
Cyclohexane	9800	140000 J	34000	480000 J
Carbon Tetrachloride	9800	Not Detected	62000	Not Detected
2,2,4-Trimethylpentane	9800	100000 J	46000	470000 J
* ~~Benzene~~	~~9800~~	~~16000000 E~~	~~31000~~	~~52000000 E~~
1,2-Dichloroethane	9800	Not Detected	40000	Not Detected
Heptane	9800	61000 J	40000	250000 J
Trichloroethene	9800	Not Detected	53000	Not Detected
1,2-Dichloropropane	9800	Not Detected	46000	Not Detected
1,4-Dioxane	39000	Not Detected	140000	Not Detected
Bromodichloromethane	9800	Not Detected	66000	Not Detected
cis-1,3-Dichloropropene	9800	Not Detected	45000	Not Detected
4-Methyl-2-pentanone	9800	Not Detected	40000	Not Detected
Toluene	9800	2100 J J	37000	8000 J J
trans-1,3-Dichloropropene	9800	Not Detected	45000	Not Detected
1,1,2-Trichloroethane	9800	Not Detected	54000	Not Detected
Tetrachloroethene	9800	Not Detected	67000	Not Detected
2-Hexanone	39000	Not Detected	160000	Not Detected

eurofins | Air Toxics

Client Sample ID: VMP-14-29-013113

Lab ID#: 1302081A-04B

EPA METHOD TO-15 GC/MS FULL SCAN

File Name:	**p021215**	**Date of Collection: 1/31/13 12:24:00 PM**	
Dil. Factor:	**19700**	**Date of Analysis: 2/12/13 06:28 PM**	

Compound	Rpt. Limit (ppbv)	Amount (ppbv)	Rpt. Limit (ug/m3)	Amount (ug/m3)
Dibromochloromethane	9800	Not Detected	84000	Not Detected
1,2-Dibromoethane (EDB)	9800	Not Detected	76000	Not Detected
Chlorobenzene	9800	Not Detected	45000	Not Detected
Ethyl Benzene	9800	3000 J	43000	13000 J
m,p-Xylene	9800	4400 J	43000	19000 J
o-Xylene	9800	Not Detected	43000	Not Detected
Styrene	9800	Not Detected	42000	Not Detected
Bromoform	9800	Not Detected	100000	Not Detected
Cumene	9800	Not Detected	48000	Not Detected
1,1,2,2-Tetrachloroethane	9800	Not Detected	68000	Not Detected
Propylbenzene	9800	Not Detected	48000	Not Detected
4-Ethyltoluene	9800	Not Detected	48000	Not Detected
1,3,5-Trimethylbenzene	9800	Not Detected	48000	Not Detected
1,2,4-Trimethylbenzene	9800	Not Detected	48000	Not Detected
1,3-Dichlorobenzene	9800	Not Detected	59000	Not Detected
1,4-Dichlorobenzene	9800	Not Detected	59000	Not Detected
alpha-Chlorotoluene	9800	Not Detected	51000	Not Detected
1,2-Dichlorobenzene	9800	Not Detected	59000	Not Detected
1,2,4-Trichlorobenzene	39000	Not Detected	290000	Not Detected
Hexachlorobutadiene	39000	Not Detected	420000	Not Detected
Butane	39000	890000 J	94000	2100000 J
Isopentane	39000	1900000 J	120000	5600000 J

J = Estimated value.
E = Exceeds instrument calibration range.
Container Type: 1 Liter Summa Canister

Surrogates	%Recovery	Method Limits
Toluene-d8	96	70-130
1,2-Dichloroethane-d4	83	70-130
4-Bromofluorobenzene	102	70-130

eurofins | Air Toxics

Client Sample ID: VMP-14-29-013113-DUP

Lab ID#: 1302081A-05A

EPA METHOD TO-15 GC/MS FULL SCAN

File Name:	p021218	**Date of Collection:**	1/31/13 11:35:00 AM
Dil. Factor:	47400	**Date of Analysis:**	2/12/13 08:35 PM

Compound	Rpt. Limit (ppbv)	Amount (ppbv)	Rpt. Limit (ug/m3)	Amount (ug/m3)
Freon 12	24000	Not Detected	120000	Not Detected
Freon 114	24000	Not Detected	160000	Not Detected
Chloromethane	240000	Not Detected	490000	Not Detected
Vinyl Chloride	24000	Not Detected	60000	Not Detected
1,3-Butadiene	24000	Not Detected	52000	Not Detected
Bromomethane	240000	Not Detected	920000	Not Detected
Chloroethane	95000	Not Detected	250000	Not Detected
Freon 11	24000	Not Detected	130000	Not Detected
Ethanol	95000	Not Detected	180000	Not Detected
Freon 113	24000	Not Detected	180000	Not Detected
1,1-Dichloroethene	24000	Not Detected	94000	Not Detected
Acetone	240000	Not Detected UJ	560000	Not Detected UJ
2-Propanol	95000	Not Detected	230000	Not Detected
Carbon Disulfide	95000	12000 J	300000	36000 J
3-Chloropropene	95000	Not Detected	300000	Not Detected
Methylene Chloride	240000	Not Detected UJ	820000	Not Detected UJ
Methyl tert-butyl ether	24000	Not Detected	85000	Not Detected
trans-1,2-Dichloroethene	24000	Not Detected	94000	Not Detected
Hexane	24000	48000 J	84000	170000 J
1,1-Dichloroethane	24000	Not Detected	96000	Not Detected
2-Butanone (Methyl Ethyl Ketone)	95000	Not Detected	280000	Not Detected
cis-1,2-Dichloroethene	24000	Not Detected	94000	Not Detected
Tetrahydrofuran	24000	Not Detected	70000	Not Detected
Chloroform	24000	Not Detected	120000	Not Detected
1,1,1-Trichloroethane	24000	Not Detected	130000	Not Detected
Cyclohexane	24000	45000 J	82000	150000 J
Carbon Tetrachloride	24000	Not Detected	150000	Not Detected
2,2,4-Trimethylpentane	24000	35000 J	110000	160000 J
Benzene	24000	4100000 J	76000	13000000 J
1,2-Dichloroethane	24000	Not Detected	96000	Not Detected
Heptane	24000	8000 J J	97000	33000 J J
Trichloroethene	24000	Not Detected	130000	Not Detected
1,2-Dichloropropane	24000	Not Detected	110000	Not Detected
1,4-Dioxane	95000	Not Detected	340000	Not Detected
Bromodichloromethane	24000	Not Detected	160000	Not Detected
cis-1,3-Dichloropropene	24000	Not Detected	110000	Not Detected
4-Methyl-2-pentanone	24000	Not Detected	97000	Not Detected
Toluene	24000	Not Detected UJ	89000	Not Detected UJ
trans-1,3-Dichloropropene	24000	Not Detected	110000	Not Detected
1,1,2-Trichloroethane	24000	Not Detected	130000	Not Detected
Tetrachloroethene	24000	Not Detected	160000	Not Detected
2-Hexanone	95000	Not Detected	390000	Not Detected

eurofins | Air Toxics

Client Sample ID: VMP-14-29-013113-DUP

Lab ID#: 1302081A-05A

EPA METHOD TO-15 GC/MS FULL SCAN

File Name:	**p021218**	**Date of Collection:**	**1/31/13 11:35:00 AM**
Dil. Factor:	**47400**	**Date of Analysis:**	**2/12/13 08:35 PM**

Compound	Rpt. Limit (ppbv)	Amount (ppbv)	Rpt. Limit (ug/m3)	Amount (ug/m3)
Dibromochloromethane	24000	Not Detected	200000	Not Detected
1,2-Dibromoethane (EDB)	24000	Not Detected	180000	Not Detected
Chlorobenzene	24000	Not Detected	110000	Not Detected
Ethyl Benzene	24000	Not Detected UJ	100000	Not Detected UJ
m,p-Xylene	24000	Not Detected UJ	100000	Not Detected UJ
o-Xylene	24000	Not Detected	100000	Not Detected
Styrene	24000	Not Detected	100000	Not Detected
Bromoform	24000	Not Detected	240000	Not Detected
Cumene	24000	Not Detected	120000	Not Detected
1,1,2,2-Tetrachloroethane	24000	Not Detected	160000	Not Detected
Propylbenzene	24000	Not Detected	120000	Not Detected
4-Ethyltoluene	24000	Not Detected	120000	Not Detected
1,3,5-Trimethylbenzene	24000	Not Detected	120000	Not Detected
1,2,4-Trimethylbenzene	24000	Not Detected	120000	Not Detected
1,3-Dichlorobenzene	24000	Not Detected	140000	Not Detected
1,4-Dichlorobenzene	24000	Not Detected	140000	Not Detected
alpha-Chlorotoluene	24000	Not Detected	120000	Not Detected
1,2-Dichlorobenzene	24000	Not Detected	140000	Not Detected
1,2,4-Trichlorobenzene	95000	Not Detected	700000	Not Detected
Hexachlorobutadiene	95000	Not Detected	1000000	Not Detected
Butane	95000	160000 J	220000	380000 J
Isopentane	95000	560000 J	280000	1600000 J

J = Estimated value.

Container Type: 1 Liter Summa Canister

Surrogates	%Recovery	Method Limits
Toluene-d8	96	70-130
1,2-Dichloroethane-d4	84	70-130
4-Bromofluorobenzene	98	70-130

eurofins | Air Toxics

Client Sample ID: VMP-49-30-020113

Lab ID#: 1302081A-06A

EPA METHOD TO-15 GC/MS FULL SCAN

File Name:	p021221	**Date of Collection:**	2/1/13 12:00:00 PM
Dil. Factor:	123	**Date of Analysis:**	2/12/13 11:08 PM

Compound	Rpt. Limit (ppbv)	Amount (ppbv)	Rpt. Limit (ug/m3)	Amount (ug/m3)
Freon 12	62	Not Detected	300	Not Detected
Freon 114	62	Not Detected	430	Not Detected
Chloromethane	620	Not Detected	1300	Not Detected
Vinyl Chloride	62	Not Detected	160	Not Detected
1,3-Butadiene	62	Not Detected	140	Not Detected
Bromomethane	620	Not Detected	2400	Not Detected
Chloroethane	250	Not Detected	650	Not Detected
Freon 11	62	Not Detected	340	Not Detected
Ethanol	250	100 J	460	190 J
Freon 113	62	Not Detected	470	Not Detected
1,1-Dichloroethene	62	Not Detected	240	Not Detected
Acetone	620	430 J	1500	1000 J
2-Propanol	250	110 J	600	270 J
Carbon Disulfide	250	39 J	770	120 J
3-Chloropropene	250	Not Detected	770	Not Detected
Methylene Chloride	620	70 J	2100	240 J
Methyl tert-butyl ether	62	Not Detected	220	Not Detected
trans-1,2-Dichloroethene	62	Not Detected	240	Not Detected
Hexane	62	21 J	220	73 J
1,1-Dichloroethane	62	Not Detected	250	Not Detected
2-Butanone (Methyl Ethyl Ketone)	250	Not Detected	720	Not Detected
cis-1,2-Dichloroethene	62	Not Detected	240	Not Detected
Tetrahydrofuran	62	Not Detected	180	Not Detected
Chloroform	62	Not Detected	300	Not Detected
1,1,1-Trichloroethane	62	Not Detected	340	Not Detected
Cyclohexane	62	160	210	540
Carbon Tetrachloride	62	Not Detected	390	Not Detected
2,2,4-Trimethylpentane	62	9700	290	45000
Benzene	62	130	200	400
1,2-Dichloroethane	62	Not Detected	250	Not Detected
Heptane	62	Not Detected	250	Not Detected
Trichloroethene	62	Not Detected	330	Not Detected
1,2-Dichloropropane	62	Not Detected	280	Not Detected
1,4-Dioxane	250	Not Detected	890	Not Detected
Bromodichloromethane	62	Not Detected	410	Not Detected
cis-1,3-Dichloropropene	62	Not Detected	280	Not Detected
4-Methyl-2-pentanone	62	28 J	250	110 J
Toluene	62	13 J	230	49 J
trans-1,3-Dichloropropene	62	Not Detected	280	Not Detected
1,1,2-Trichloroethane	62	Not Detected	340	Not Detected
Tetrachloroethene	62	Not Detected	420	Not Detected
2-Hexanone	250	Not Detected	1000	Not Detected

eurofins | Air Toxics

Client Sample ID: VMP-49-30-020113

Lab ID#: 1302081A-06A

EPA METHOD TO-15 GC/MS FULL SCAN

File Name:	p021221	**Date of Collection:**	2/1/13 12:00:00 PM
Dil. Factor:	123	**Date of Analysis:**	2/12/13 11:08 PM

Compound	Rpt. Limit (ppbv)	Amount (ppbv)	Rpt. Limit (ug/m3)	Amount (ug/m3)
Dibromochloromethane	62	Not Detected	520	Not Detected
1,2-Dibromoethane (EDB)	62	Not Detected	470	Not Detected
Chlorobenzene	62	Not Detected	280	Not Detected
Ethyl Benzene	62	Not Detected	270	Not Detected
m,p-Xylene	62	Not Detected	270	Not Detected
o-Xylene	62	Not Detected	270	Not Detected
Styrene	62	16 J	260	68 J
Bromoform	62	Not Detected	640	Not Detected
Cumene	62	Not Detected	300	Not Detected
1,1,2,2-Tetrachloroethane	62	Not Detected	420	Not Detected
Propylbenzene	62	Not Detected	300	Not Detected
4-Ethyltoluene	62	Not Detected	300	Not Detected
1,3,5-Trimethylbenzene	62	Not Detected	300	Not Detected
1,2,4-Trimethylbenzene	62	Not Detected	300	Not Detected
1,3-Dichlorobenzene	62	Not Detected	370	Not Detected
1,4-Dichlorobenzene	62	Not Detected	370	Not Detected
alpha-Chlorotoluene	62	Not Detected	320	Not Detected
1,2-Dichlorobenzene	62	Not Detected	370	Not Detected
1,2,4-Trichlorobenzene	250	21 J	1800	150 J
Hexachlorobutadiene	250	Not Detected	2600	Not Detected
Butane	250	2700	580	6500
Isopentane	250	16000	720	47000

J = Estimated value.

Container Type: 1 Liter Summa Canister

Surrogates	%Recovery	Method Limits
Toluene-d8	98	70-130
1,2-Dichloroethane-d4	87	70-130
4-Bromofluorobenzene	103	70-130

eurofins | Air Toxics

Client Sample ID: VMP-50-20-020113

Lab ID#: 1302081A-07A

EPA METHOD TO-15 GC/MS FULL SCAN

File Name:	**p021222**	**Date of Collection:**	**2/1/13 2:25:00 PM**
Dil. Factor:	**10.7**	**Date of Analysis:**	**2/12/13 11:42 PM**

Compound	Rpt. Limit (ppbv)	Amount (ppbv)	Rpt. Limit (ug/m3)	Amount (ug/m3)
Freon 12	5.4	Not Detected	26	Not Detected
Freon 114	5.4	Not Detected	37	Not Detected
Chloromethane	54	Not Detected	110	Not Detected
Vinyl Chloride	5.4	Not Detected	14	Not Detected
1,3-Butadiene	5.4	Not Detected	12	Not Detected
Bromomethane	54	Not Detected	210	Not Detected
Chloroethane	21	Not Detected	56	Not Detected
Freon 11	5.4	Not Detected	30	Not Detected
Ethanol	21	3.5 J	40	6.6 J
Freon 113	5.4	Not Detected	41	Not Detected
1,1-Dichloroethene	5.4	Not Detected	21	Not Detected
Acetone	54	8.7 J	130	21 J
2-Propanol	21	2.9 J	52	7.2 J
Carbon Disulfide	21	4.6 J	67	14 J
3-Chloropropene	21	Not Detected	67	Not Detected
Methylene Chloride	54	Not Detected	180	Not Detected
Methyl tert-butyl ether	5.4	Not Detected	19	Not Detected
trans-1,2-Dichloroethene	5.4	Not Detected	21	Not Detected
Hexane	5.4	17	19	61
1,1-Dichloroethane	5.4	Not Detected	22	Not Detected
2-Butanone (Methyl Ethyl Ketone)	21	Not Detected	63	Not Detected
cis-1,2-Dichloroethene	5.4	Not Detected	21	Not Detected
Tetrahydrofuran	5.4	Not Detected	16	Not Detected
Chloroform	5.4	Not Detected	26	Not Detected
1,1,1-Trichloroethane	5.4	Not Detected	29	Not Detected
Cyclohexane	5.4	48	18	160
Carbon Tetrachloride	5.4	Not Detected	34	Not Detected
2,2,4-Trimethylpentane	5.4	2000	25	9200
Benzene	5.4	3.4 J	17	11 J
1,2-Dichloroethane	5.4	Not Detected	22	Not Detected
Heptane	5.4	40	22	160
Trichloroethene	5.4	Not Detected	29	Not Detected
1,2-Dichloropropane	5.4	Not Detected	25	Not Detected
1,4-Dioxane	21	Not Detected	77	Not Detected
Bromodichloromethane	5.4	Not Detected	36	Not Detected
cis-1,3-Dichloropropene	5.4	Not Detected	24	Not Detected
4-Methyl-2-pentanone	5.4	Not Detected	22	Not Detected
Toluene	5.4	1.9 J	20	7.3 J
trans-1,3-Dichloropropene	5.4	Not Detected	24	Not Detected
1,1,2-Trichloroethane	5.4	Not Detected	29	Not Detected
Tetrachloroethene	5.4	Not Detected	36	Not Detected
2-Hexanone	21	Not Detected	88	Not Detected

eurofins | Air Toxics

Client Sample ID: VMP-50-20-020113

Lab ID#: 1302081A-07A

EPA METHOD TO-15 GC/MS FULL SCAN

File Name:	p021222	**Date of Collection:**	2/1/13 2:25:00 PM
Dil. Factor:	10.7	**Date of Analysis:**	2/12/13 11:42 PM

Compound	Rpt. Limit (ppbv)	Amount (ppbv)	Rpt. Limit (ug/m3)	Amount (ug/m3)
Dibromochloromethane	5.4	Not Detected	46	Not Detected
1,2-Dibromoethane (EDB)	5.4	Not Detected	41	Not Detected
Chlorobenzene	5.4	Not Detected	25	Not Detected
Ethyl Benzene	5.4	3.9 J	23	17 J
m,p-Xylene	5.4	1.8 J	23	7.8 J
o-Xylene	5.4	1.6 J	23	7.1 J
Styrene	5.4	Not Detected	23	Not Detected
Bromoform	5.4	Not Detected	55	Not Detected
Cumene	5.4	0.99 J	26	4.8 J
1,1,2,2-Tetrachloroethane	5.4	Not Detected	37	Not Detected
Propylbenzene	5.4	1.4 J	26	6.9 J
4-Ethyltoluene	5.4	1.9 J	26	9.5 J
1,3,5-Trimethylbenzene	5.4	Not Detected	26	Not Detected
1,2,4-Trimethylbenzene	5.4	1.5 J	26	7.5 J
1,3-Dichlorobenzene	5.4	Not Detected	32	Not Detected
1,4-Dichlorobenzene	5.4	Not Detected	32	Not Detected
alpha-Chlorotoluene	5.4	Not Detected	28	Not Detected
1,2-Dichlorobenzene	5.4	Not Detected	32	Not Detected
1,2,4-Trichlorobenzene	21	Not Detected	160	Not Detected
Hexachlorobutadiene	21	Not Detected	230	Not Detected
Butane	21	29	51	69
Isopentane	21	45	63	130

J = Estimated value.

Container Type: 1 Liter Summa Canister

Surrogates	%Recovery	Method Limits
Toluene-d8	98	70-130
1,2-Dichloroethane-d4	92	70-130
4-Bromofluorobenzene	97	70-130

eurofins | Air Toxics

Client Sample ID: VMP-50-30-020113

Lab ID#: 1302081A-08A

EPA METHOD TO-15 GC/MS FULL SCAN

File Name:	**p021223**	**Date of Collection: 2/1/13 3:25:00 PM**	
Dil. Factor:	**2590**	**Date of Analysis: 2/13/13 06:59 AM**	

Compound	Rpt. Limit (ppbv)	Amount (ppbv)	Rpt. Limit (ug/m3)	Amount (ug/m3)
Freon 12	1300	Not Detected	6400	Not Detected
Freon 114	1300	Not Detected	9000	Not Detected
Chloromethane	13000	Not Detected	27000	Not Detected
Vinyl Chloride	1300	Not Detected	3300	Not Detected
1,3-Butadiene	1300	Not Detected	2900	Not Detected
Bromomethane	13000	Not Detected	50000	Not Detected
Chloroethane	5200	Not Detected	14000	Not Detected
Freon 11	1300	Not Detected	7300	Not Detected
Ethanol	5200	1900 J	9800	3600 J
Freon 113	1300	Not Detected	9900	Not Detected
1,1-Dichloroethene	1300	Not Detected	5100	Not Detected
Acetone	13000	6700 J	31000	16000 J
2-Propanol	5200	1300 J	13000	3300 J
Carbon Disulfide	5200	900 J	16000	2800 J
3-Chloropropene	5200	Not Detected	16000	Not Detected
Methylene Chloride	13000	1300 J	45000	4600 J
Methyl tert-butyl ether	1300	Not Detected	4700	Not Detected
trans-1,2-Dichloroethene	1300	Not Detected	5100	Not Detected
Hexane	1300	320000	4600	1100000
1,1-Dichloroethane	1300	Not Detected	5200	Not Detected
2-Butanone (Methyl Ethyl Ketone)	5200	Not Detected	15000	Not Detected
cis-1,2-Dichloroethene	1300	Not Detected	5100	Not Detected
Tetrahydrofuran	1300	Not Detected	3800	Not Detected
Chloroform	1300	Not Detected	6300	Not Detected
1,1,1-Trichloroethane	1300	Not Detected	7100	Not Detected
Cyclohexane	1300	110000	4400	370000
Carbon Tetrachloride	1300	Not Detected	8100	Not Detected
2,2,4-Trimethylpentane	1300	96000	6000	450000
Benzene	1300	29000	4100	92000
1,2-Dichloroethane	1300	Not Detected	5200	Not Detected
Heptane	1300	140000	5300	570000
Trichloroethene	1300	Not Detected	7000	Not Detected
1,2-Dichloropropane	1300	Not Detected	6000	Not Detected
1,4-Dioxane	5200	Not Detected	19000	Not Detected
Bromodichloromethane	1300	Not Detected	8700	Not Detected
cis-1,3-Dichloropropene	1300	Not Detected	5900	Not Detected
4-Methyl-2-pentanone	1300	Not Detected	5300	Not Detected
Toluene	1300	200000	4900	740000
trans-1,3-Dichloropropene	1300	Not Detected	5900	Not Detected
1,1,2-Trichloroethane	1300	Not Detected	7100	Not Detected
Tetrachloroethene	1300	Not Detected	8800	Not Detected
2-Hexanone	5200	Not Detected	21000	Not Detected

eurofins | Air Toxics

Client Sample ID: VMP-50-30-020113

Lab ID#: 1302081A-08A

EPA METHOD TO-15 GC/MS FULL SCAN

File Name:	**p021223**	**Date of Collection: 2/1/13 3:25:00 PM**	
Dil. Factor:	**2590**	**Date of Analysis: 2/13/13 06:59 AM**	

Compound	Rpt. Limit (ppbv)	Amount (ppbv)	Rpt. Limit (ug/m3)	Amount (ug/m3)
Dibromochloromethane	1300	Not Detected	11000	Not Detected
1,2-Dibromoethane (EDB)	1300	Not Detected	10000	Not Detected
Chlorobenzene	1300	Not Detected	6000	Not Detected
Ethyl Benzene	1300	84000	5600	370000
m,p-Xylene	1300	160000	5600	700000
o-Xylene	1300	50000	5600	220000
Styrene	1300	Not Detected	5500	Not Detected
Bromoform	1300	Not Detected	13000	Not Detected
Cumene	1300	3900	6400	19000
1,1,2,2-Tetrachloroethane	1300	Not Detected	8900	Not Detected
Propylbenzene	1300	6100	6400	30000
4-Ethyltoluene	1300	18000	6400	88000
1,3,5-Trimethylbenzene	1300	4000	6400	19000
1,2,4-Trimethylbenzene	1300	8000	6400	39000
1,3-Dichlorobenzene	1300	180 J	7800	1000 J
1,4-Dichlorobenzene	1300	Not Detected	7800	Not Detected
alpha-Chlorotoluene	1300	Not Detected	6700	Not Detected
1,2-Dichlorobenzene	1300	Not Detected	7800	Not Detected
1,2,4-Trichlorobenzene	5200	570 J	38000	4200 J
Hexachlorobutadiene	5200	Not Detected	55000	Not Detected
Butane	5200	180000	12000	440000
Isopentane	5200	370000	15000	1100000

J = Estimated value.

Container Type: 1 Liter Summa Canister

Surrogates	%Recovery	Method Limits
Toluene-d8	94	70-130
1,2-Dichloroethane-d4	87	70-130
4-Bromofluorobenzene	98	70-130

eurofins | Air Toxics

Client Sample ID: Lab Blank

Lab ID#: 1302081A-09A

EPA METHOD TO-15 GC/MS FULL SCAN

File Name:	p021206a	**Date of Collection:**	NA
Dil. Factor:	1.00	**Date of Analysis:**	2/12/13 11:21 AM

Compound	Rpt. Limit (ppbv)	Amount (ppbv)	Rpt. Limit (ug/m3)	Amount (ug/m3)
Freon 12	0.50	Not Detected	2.5	Not Detected
Freon 114	0.50	Not Detected	3.5	Not Detected
Chloromethane	5.0	Not Detected	10	Not Detected
Vinyl Chloride	0.50	Not Detected	1.3	Not Detected
1,3-Butadiene	0.50	Not Detected	1.1	Not Detected
Bromomethane	5.0	Not Detected	19	Not Detected
Chloroethane	2.0	Not Detected	5.3	Not Detected
Freon 11	0.50	Not Detected	2.8	Not Detected
Ethanol	2.0	Not Detected	3.8	Not Detected
Freon 113	0.50	Not Detected	3.8	Not Detected
1,1-Dichloroethene	0.50	Not Detected	2.0	Not Detected
Acetone	5.0	Not Detected	12	Not Detected
2-Propanol	2.0	Not Detected	4.9	Not Detected
Carbon Disulfide	2.0	0.30 J	6.2	0.92 J
3-Chloropropene	2.0	Not Detected	6.3	Not Detected
Methylene Chloride	5.0	0.099 J	17	0.34 J
Methyl tert-butyl ether	0.50	Not Detected	1.8	Not Detected
trans-1,2-Dichloroethene	0.50	Not Detected	2.0	Not Detected
Hexane	0.50	Not Detected	1.8	Not Detected
1,1-Dichloroethane	0.50	Not Detected	2.0	Not Detected
2-Butanone (Methyl Ethyl Ketone)	2.0	Not Detected	5.9	Not Detected
cis-1,2-Dichloroethene	0.50	Not Detected	2.0	Not Detected
Tetrahydrofuran	0.50	Not Detected	1.5	Not Detected
Chloroform	0.50	Not Detected	2.4	Not Detected
1,1,1-Trichloroethane	0.50	Not Detected	2.7	Not Detected
Cyclohexane	0.50	Not Detected	1.7	Not Detected
Carbon Tetrachloride	0.50	Not Detected	3.1	Not Detected
2,2,4-Trimethylpentane	0.50	Not Detected	2.3	Not Detected
Benzene	0.50	Not Detected	1.6	Not Detected
1,2-Dichloroethane	0.50	Not Detected	2.0	Not Detected
Heptane	0.50	Not Detected	2.0	Not Detected
Trichloroethene	0.50	Not Detected	2.7	Not Detected
1,2-Dichloropropane	0.50	Not Detected	2.3	Not Detected
1,4-Dioxane	2.0	Not Detected	7.2	Not Detected
Bromodichloromethane	0.50	Not Detected	3.4	Not Detected
cis-1,3-Dichloropropene	0.50	Not Detected	2.3	Not Detected
4-Methyl-2-pentanone	0.50	Not Detected	2.0	Not Detected
Toluene	0.50	Not Detected	1.9	Not Detected
trans-1,3-Dichloropropene	0.50	Not Detected	2.3	Not Detected
1,1,2-Trichloroethane	0.50	Not Detected	2.7	Not Detected
Tetrachloroethene	0.50	Not Detected	3.4	Not Detected
2-Hexanone	2.0	Not Detected	8.2	Not Detected

eurofins | Air Toxics

Client Sample ID: Lab Blank

Lab ID#: 1302081A-09A

EPA METHOD TO-15 GC/MS FULL SCAN

File Name:	**p021206a**	**Date of Collection: NA**	
Dil. Factor:	**1.00**	**Date of Analysis: 2/12/13 11:21 AM**	

Compound	Rpt. Limit (ppbv)	Amount (ppbv)	Rpt. Limit (ug/m3)	Amount (ug/m3)
Dibromochloromethane	0.50	Not Detected	4.2	Not Detected
1,2-Dibromoethane (EDB)	0.50	Not Detected	3.8	Not Detected
Chlorobenzene	0.50	Not Detected	2.3	Not Detected
Ethyl Benzene	0.50	Not Detected	2.2	Not Detected
m,p-Xylene	0.50	Not Detected	2.2	Not Detected
o-Xylene	0.50	Not Detected	2.2	Not Detected
Styrene	0.50	Not Detected	2.1	Not Detected
Bromoform	0.50	Not Detected	5.2	Not Detected
Cumene	0.50	Not Detected	2.4	Not Detected
1,1,2,2-Tetrachloroethane	0.50	Not Detected	3.4	Not Detected
Propylbenzene	0.50	Not Detected	2.4	Not Detected
4-Ethyltoluene	0.50	0.063 J	2.4	0.31 J
1,3,5-Trimethylbenzene	0.50	Not Detected	2.4	Not Detected
1,2,4-Trimethylbenzene	0.50	Not Detected	2.4	Not Detected
1,3-Dichlorobenzene	0.50	0.13 J	3.0	0.81 J
1,4-Dichlorobenzene	0.50	0.17 J	3.0	1.0 J
alpha-Chlorotoluene	0.50	0.098 J	2.6	0.51 J
1,2-Dichlorobenzene	0.50	0.12 J	3.0	0.69 J
1,2,4-Trichlorobenzene	2.0	0.69 J	15	5.1 J
Hexachlorobutadiene	2.0	0.27 J	21	2.9 J
Butane	2.0	Not Detected	4.8	Not Detected
Isopentane	2.0	Not Detected	5.9	Not Detected

J = Estimated value.

Container Type: NA - Not Applicable

Surrogates	%Recovery	Method Limits
Toluene-d8	97	70-130
1,2-Dichloroethane-d4	81	70-130
4-Bromofluorobenzene	98	70-130

eurofins | Air Toxics

Client Sample ID: CCV
Lab ID#: 1302081A-10A

EPA METHOD TO-15 GC/MS FULL SCAN

File Name:	**p021202**	**Date of Collection: NA**	
Dil. Factor:	**1.00**	**Date of Analysis: 2/12/13 09:08 AM**	

Compound	%Recovery
Freon 12	83
Freon 114	92
Chloromethane	87
Vinyl Chloride	97
1,3-Butadiene	93
Bromomethane	99
Chloroethane	98
Freon 11	81
Ethanol	106
Freon 113	93
1,1-Dichloroethene	102
Acetone	96
2-Propanol	94
Carbon Disulfide	95
3-Chloropropene	103
Methylene Chloride	88
Methyl tert-butyl ether	98
trans-1,2-Dichloroethene	102
Hexane	104
1,1-Dichloroethane	91
2-Butanone (Methyl Ethyl Ketone)	98
cis-1,2-Dichloroethene	108
Tetrahydrofuran	102
Chloroform	87
1,1,1-Trichloroethane	87
Cyclohexane	115
Carbon Tetrachloride	83
2,2,4-Trimethylpentane	106
Benzene	99
1,2-Dichloroethane	78
Heptane	110
Trichloroethene	78
1,2-Dichloropropane	94
1,4-Dioxane	108
Bromodichloromethane	84
cis-1,3-Dichloropropene	102
4-Methyl-2-pentanone	111
Toluene	97
trans-1,3-Dichloropropene	97
1,1,2-Trichloroethane	96
Tetrachloroethene	94
2-Hexanone	102

eurofins | Air Toxics

Client Sample ID: CCV

Lab ID#: 1302081A-10A

EPA METHOD TO-15 GC/MS FULL SCAN

File Name:	**p021202**	**Date of Collection: NA**	
Dil. Factor:	**1.00**	**Date of Analysis: 2/12/13 09:08 AM**	

Compound	%Recovery
Dibromochloromethane	94
1,2-Dibromoethane (EDB)	94
Chlorobenzene	92
Ethyl Benzene	103
m,p-Xylene	106
o-Xylene	108
Styrene	111
Bromoform	94
Cumene	106
1,1,2,2-Tetrachloroethane	103
Propylbenzene	99
4-Ethyltoluene	105
1,3,5-Trimethylbenzene	108
1,2,4-Trimethylbenzene	109
1,3-Dichlorobenzene	96
1,4-Dichlorobenzene	95
alpha-Chlorotoluene	99
1,2-Dichlorobenzene	96
1,2,4-Trichlorobenzene	95
Hexachlorobutadiene	88
Butane	91
Isopentane	95

Container Type: NA - Not Applicable

Surrogates	%Recovery	Method Limits
Toluene-d8	98	70-130
1,2-Dichloroethane-d4	81	70-130
4-Bromofluorobenzene	99	70-130

eurofins | Air Toxics

Client Sample ID: LCS

Lab ID#: 1302081A-11A

EPA METHOD TO-15 GC/MS FULL SCAN

File Name:	**p021203**	**Date of Collection: NA**	
Dil. Factor:	**1.00**	**Date of Analysis: 2/12/13 09:43 AM**	

Compound	%Recovery
Freon 12	87
Freon 114	96
Chloromethane	95
Vinyl Chloride	104
1,3-Butadiene	97
Bromomethane	102
Chloroethane	99
Freon 11	84
Ethanol	80
Freon 113	97
1,1-Dichloroethene	110
Acetone	101
2-Propanol	100
Carbon Disulfide	121
3-Chloropropene	123
Methylene Chloride	89
Methyl tert-butyl ether	96
trans-1,2-Dichloroethene	118
Hexane	107
1,1-Dichloroethane	95
2-Butanone (Methyl Ethyl Ketone)	104
cis-1,2-Dichloroethene	112
Tetrahydrofuran	102
Chloroform	92
1,1,1-Trichloroethane	91
Cyclohexane	120
Carbon Tetrachloride	87
2,2,4-Trimethylpentane	109
Benzene	100
1,2-Dichloroethane	78
Heptane	108
Trichloroethene	80
1,2-Dichloropropane	96
1,4-Dioxane	109
Bromodichloromethane	85
cis-1,3-Dichloropropene	101
4-Methyl-2-pentanone	109
Toluene	96
trans-1,3-Dichloropropene	99
1,1,2-Trichloroethane	98
Tetrachloroethene	95
2-Hexanone	105

eurofins | Air Toxics

Client Sample ID: LCS

Lab ID#: 1302081A-11A

EPA METHOD TO-15 GC/MS FULL SCAN

File Name:	**p021203**	**Date of Collection: NA**	
Dil. Factor:	**1.00**	**Date of Analysis: 2/12/13 09:43 AM**	

Compound	%Recovery
Dibromochloromethane	94
1,2-Dibromoethane (EDB)	98
Chlorobenzene	95
Ethyl Benzene	105
m,p-Xylene	110
o-Xylene	112
Styrene	114
Bromoform	94
Cumene	110
1,1,2,2-Tetrachloroethane	110
Propylbenzene	104
4-Ethyltoluene	104
1,3,5-Trimethylbenzene	112
1,2,4-Trimethylbenzene	110
1,3-Dichlorobenzene	102
1,4-Dichlorobenzene	98
alpha-Chlorotoluene	101
1,2-Dichlorobenzene	101
1,2,4-Trichlorobenzene	105
Hexachlorobutadiene	94
Butane	88
Isopentane	99

Container Type: NA - Not Applicable

Surrogates	%Recovery	Method Limits
Toluene-d8	97	70-130
1,2-Dichloroethane-d4	82	70-130
4-Bromofluorobenzene	100	70-130

eurofins | Air Toxics

Client Sample ID: LCSD

Lab ID#: 1302081A-11AA

EPA METHOD TO-15 GC/MS FULL SCAN

File Name:	**p021204**	**Date of Collection: NA**	
Dil. Factor:	**1.00**	**Date of Analysis: 2/12/13 10:05 AM**	

Compound	%Recovery
Freon 12	82
Freon 114	91
Chloromethane	88
Vinyl Chloride	98
1,3-Butadiene	93
Bromomethane	97
Chloroethane	95
Freon 11	79
Ethanol	73
Freon 113	92
1,1-Dichloroethene	106
Acetone	99
2-Propanol	94
Carbon Disulfide	116
3-Chloropropene	118
Methylene Chloride	87
Methyl tert-butyl ether	92
trans-1,2-Dichloroethene	113
Hexane	101
1,1-Dichloroethane	90
2-Butanone (Methyl Ethyl Ketone)	100
cis-1,2-Dichloroethene	108
Tetrahydrofuran	98
Chloroform	88
1,1,1-Trichloroethane	88
Cyclohexane	114
Carbon Tetrachloride	82
2,2,4-Trimethylpentane	105
Benzene	97
1,2-Dichloroethane	75
Heptane	105
Trichloroethene	78
1,2-Dichloropropane	94
1,4-Dioxane	105
Bromodichloromethane	82
cis-1,3-Dichloropropene	98
4-Methyl-2-pentanone	106
Toluene	94
trans-1,3-Dichloropropene	94
1,1,2-Trichloroethane	93
Tetrachloroethene	91
2-Hexanone	100

eurofins | Air Toxics

Client Sample ID: LCSD

Lab ID#: 1302081A-11AA

EPA METHOD TO-15 GC/MS FULL SCAN

File Name:	p021204	**Date of Collection:**	NA
Dil. Factor:	1.00	**Date of Analysis:**	2/12/13 10:05 AM

Compound	%Recovery
Dibromochloromethane	90
1,2-Dibromoethane (EDB)	95
Chlorobenzene	92
Ethyl Benzene	102
m,p-Xylene	106
o-Xylene	107
Styrene	111
Bromoform	90
Cumene	105
1,1,2,2-Tetrachloroethane	105
Propylbenzene	99
4-Ethyltoluene	101
1,3,5-Trimethylbenzene	108
1,2,4-Trimethylbenzene	106
1,3-Dichlorobenzene	97
1,4-Dichlorobenzene	96
alpha-Chlorotoluene	98
1,2-Dichlorobenzene	98
1,2,4-Trichlorobenzene	103
Hexachlorobutadiene	91
Butane	86
Isopentane	94

Container Type: NA - Not Applicable

Surrogates	%Recovery	Method Limits
Toluene-d8	98	70-130
1,2-Dichloroethane-d4	80	70-130
4-Bromofluorobenzene	98	70-130

Shell Oil Products Chain Of Custody Record

URS

Air Toxics LTD.
Project Name: Roxana Soil Vapor
Project # 21562850.04001
Lab Vendor #

Please Check Appropriate Box:
☑ ENV. SERVICES ☐ MOTIVA RETAIL ☐ SHELL RETAIL
☐ MOTIVA SD&CH ☐ CONSULTANT ☐ LUBES
☐ SHELL PIPELINE ☐ OTHER

Print Bill To Contact Name: Robert Mooshegian
INCIDENT # (ENV SERVICES): 9 7 2 1 6 5 4 0
☐ CHECK IF NO INCIDENT # APPLIES
DATE: 02/04/13
PAGE: 1 of 1
PO #:
SAP #: 3 4 0 0 6 1

SAMPLING COMPANY: URS CORPORATION
LOG CODE:
SITE ADDRESS: Street and City: 800 SOUTH CENTRAL AVE – ROXANA
State: IL
GLOBAL ID NO.:
ADDRESS: 1001 HIGHLANDS PLAZA DRIVE WEST - SUITE 300; ST. LOUIS, MO 63110
EDF DELIVERABLE TO (Name, Company, Office Location): Elizabeth Kunkel, URS, St. Louis
PHONE NO.: 314-743-4179
E-MAIL: Elizabeth_Kunkel@URSCorp.com
CONSULTANT PROJECT NAME: Roxana Soil Vapor
Laboratory Address: Air Toxics, LTD 180 Blue Ravine Road, Suite B, Folsom, CA 95630-4719
TELEPHONE: 314-429-0100
FAX: 314-429-0462
Bill To Contact E-MAIL: Robert.Mooshegian@urs.com
L. Rathnow, C. Kretzer, C. Williams, S. Jansen, D. Mattingly, M. Mittermeyer, J. Staetter, B. Lehan

TURNAROUND TIME (CALENDAR DAYS):
☑ STANDARD (14 DAY) ☐ 5 DAYS ☐ 3 DAYS ☐ 2 DAYS ☐ 24 HOURS ☐ RESULTS NEEDED ON WEEKEND

REQUESTED ANALYSIS

☐ LA - RWQCB REPORT FORMAT ☑ UST AGENCY:
DELIVERABLES: ☐ LEVEL 1 ☐ LEVEL 2 ☐ LEVEL 3 ☑ LEVEL 4 ☐ OTHER (SPECIFY)

☑ SHELL CONTRACT RATE APPLIES
☐ STATE REIMBURSEMENT RATE APPLIES
☐ EDD NOT NEEDED
☑ RECEIPT VERIFICATION REQUESTED

Turn Around Time: ☑ Normal ☐ Rush ____ Specify

Lab Use Only
Pressurized by:
Date:
Pressurization Gas: N_2 He

LAB USE ONLY	Field Sample Identification	SAMPLING DATE	SAMPLING TIME	Canister Number	Conister Pressure/Vacuum Initial	Final	Receipt	Final (psi)	Modified TO-15 + Butane & Isopentane	ASTM D-1946 + Helium	ASTM D-1946
01A	VMP-2-42-013113	01/31/13	1528-1558	8038	-30	-6			X	X	
02A	VMP-13-29.5-013013	01/30/13	1327-1357	14520	-29	-6			X	X	
03A	VMP-14-20-013113	01/31/13	1102-1135	37763	-29.5	-8			X	X	
04A	VMP-14-29-013113	01/31/13	1150-1224	34114	-30	-8			X	X	
05A	VMP-14-29-013113-Dup	01/31/13	1102-1135	37665	-30	-6			X	X	
06A	VMP-49-30-020113	02/01/13	1127-1200	37406	-29.5	-7.5			X	X	
07A	VMP-50-20-020113	02/01/13	1355-1425	14507	-30	-9.5			X	X	
08A	VMP-50-30-020113	02/01/13	1455-1525	37734	-30	-7.5			X	X	

ADDITIONAL NOTES:
- 14 day hold time
- Report results between MDL and RL
- Level IV ECVP

FedEx
Custody Seal Intact? (Y) N None Temp NA

Relinquished by: (Signature)	Received by: (Signature) FEDEX	Date: 2/4/13	Time: 1830
Relinquished by: (Signature)	Received by: (Signature) Katie Deck1 ATL 02/05/13 0925	Date: 02/05/13	Time: 0925
Relinquished by: (Signature)	Received by: (Signature)	Date:	Time:

05/2006 Revision

1302081

eurofins | Air Toxics

2/19/2013
Ms. Elizabeth Kunkel
URS Corporation
1001 Highlands Plaza Dr. West
Suite 300
St. Louis MO 63110

Project Name: Roxana Soil Vapor
Project #: 21562850.04001
Workorder #: 1302081B

Dear Ms. Elizabeth Kunkel

The following report includes the data for the above referenced project for sample(s) received on 2/5/2013 at Air Toxics Ltd.

The data and associated QC analyzed by Modified ASTM D-1946 are compliant with the project requirements or laboratory criteria with the exception of the deviations noted in the attached case narrative.

Thank you for choosing Air Toxics Ltd. for your air analysis needs. Air Toxics Ltd. is committed to providing accurate data of the highest quality. Please feel free to contact the Project Manager: Kelly Buettner at 916-985-1000 if you have any questions regarding the data in this report.

Regards,

Kelly Buettner

Project Manager

REVIEWED ON 3/21/13

eurofins | Air Toxics

WORK ORDER #: 1302081B

Work Order Summary

CLIENT:	Ms. Elizabeth Kunkel URS Corporation 1001 Highlands Plaza Dr. West Suite 300 St. Louis, MO 63110	**BILL TO:**	Accounts Payable Austin URS Corporation P.O. BOX 203970 Austin, TX 78720-1088
PHONE:	314-743-4179	**P.O. #**	21562735.00013
FAX:		**PROJECT #**	21562850.04001 Roxana Soil Vapor
DATE RECEIVED:	02/05/2013	**CONTACT:**	Kelly Buettner
DATE COMPLETED:	02/19/2013		

FRACTION #	NAME	TEST	RECEIPT VAC./PRES.	FINAL PRESSURE
01A	VMP-2-42-013113	Modified ASTM D-1946	5.6 "Hg	15 psi
02A	VMP-13-29.5-013013	Modified ASTM D-1946	6.2 "Hg	15 psi
03A	VMP-14-20-013113	Modified ASTM D-1946	6.0 "Hg	15 psi
04A	VMP-14-29-013113	Modified ASTM D-1946	5.4 "Hg	15 psi
05A	VMP-14-20-013113-DUP	Modified ASTM D-1946	4.4 "Hg	15 psi
06A	VMP-49-30-020113	Modified ASTM D-1946	5.4 "Hg	15 psi
07A	VMP-50-20-020113	Modified ASTM D-1946	7.4 "Hg	15 psi
08A	VMP-50-30-020113	Modified ASTM D-1946	6.6 "Hg	15 psi
09A	Lab Blank	Modified ASTM D-1946	NA	NA
09B	Lab Blank	Modified ASTM D-1946	NA	NA
10A	LCS	Modified ASTM D-1946	NA	NA
10AA	LCSD	Modified ASTM D-1946	NA	NA

CERTIFIED BY: Heidi Hayes DATE: 02/19/13

Technical Director

Certification numbers: AZ Licensure AZ0775, CA NELAP - 12282CA, NY NELAP - 11291,
TX NELAP - T104704434-12-4, UT NELAP CA009332012-3, WA NELAP - C935
Name of Accrediting Agency: NELAP/ORELAP (Oregon Environmental Laboratory Accreditation Program)
Accreditation number: CA300005, Effective date: 10/18/2012, Expiration date: 10/17/2013.
Eurofins Air Toxics Ltd. certifies that the test results contained in this report meet all requirements of the NELAC standards

This report shall not be reproduced, except in full, without the written approval of Eurofins Air Toxics, Inc.

180 BLUE RAVINE ROAD, SUITE B FOLSOM, CA - 9563
(916) 985-1000 . (800) 985-5955 . FAX (916) 985-1020

LABORATORY NARRATIVE
Modified ASTM D-1946
URS Corporation
Workorder# 1302081B

Eight 1 Liter Summa Canister samples were received on February 05, 2013. The laboratory performed analysis via Modified ASTM Method D-1946 for Methane and fixed gases in air using GC/FID or GC/TCD. The method involves direct injection of 1.0 mL of sample.

On the analytical column employed for this analysis, Oxygen coelutes with Argon. The corresponding peak is quantitated as Oxygen.

Since Nitrogen is used to pressurize samples, the reported Nitrogen values are calculated by adding all the sample components and subtracting from 100%.

Method modifications taken to run these samples are summarized in the table below. Specific project requirements may over-ride the ATL modifications.

Requirement	*ASTM D-1946*	*ATL Modifications*
Calibration	A single point calibration is performed using a reference standard closely matching the composition of the unknown.	A 3-point calibration curve is performed. Quantitation is based on a daily calibration standard which may or may not resemble the composition of the associated samples.
Reference Standard	The composition of any reference standard must be known to within 0.01 mol % for any component.	The standards used by ATL are blended to a >/= 95% accuracy.
Sample Injection Volume	Components whose concentrations are in excess of 5 % should not be analyzed by using sample volumes greater than 0.5 mL.	The sample container is connected directly to a fixed volume sample loop of 1.0 mL on the GC. Linear range is defined by the calibration curve. Bags are loaded by vacuum.
Normalization	Normalize the mole percent values by multiplying each value by 100 and dividing by the sum of the original values. The sum of the original values should not differ from 100% by more than 1.0%.	Results are not normalized. The sum of the reported values can differ from 100% by as much as 15%, either due to analytical variability or an unusual sample matrix.
Precision	Precision requirements established at each concentration level.	Duplicates should agree within 25% RPD for detections > 5 X's the RL.

Receiving Notes

The Chain of Custody (COC) information for sample VMP-14-29-013113-DUP did not match the entry on the sample tag with regard to sample identification. The information on the sample tag was used to process and report the sample.

Analytical Notes

As per project specific client request the laboratory has reported estimated values for target compound hits that are below the Reporting Limit but greater than the Method Detection Limit. Concentrations that are below the level at which the canister was certified may be false positives.

The reporting limit for Carbon Monoxide was raised from 0.010% to 0.050%.

Definition of Data Qualifying Flags

Seven qualifiers may have been used on the data analysis sheets and indicate as follows:
B - Compound present in laboratory blank greater than reporting limit.
J - Estimated value.
E - Exceeds instrument calibration range.
S - Saturated peak.
Q - Exceeds quality control limits.
U - Compound analyzed for but not detected above the detection limit.
M - Reported value may be biased due to apparent matrix interferences.
File extensions may have been used on the data analysis sheets and indicates as follows:
a-File was requantified
b-File was quantified by a second column and detector
r1-File was requantified for the purpose of reissue

eurofins | Air Toxics

Summary of Detected Compounds
NATURAL GAS ANALYSIS BY MODIFIED ASTM D-1946

Client Sample ID: VMP-2-42-013113

Lab ID#: 1302081B-01A

Compound	Rpt. Limit (%)	Amount (%)
Oxygen	0.25	4.1
Nitrogen	0.25	60
Methane	0.00025	25
Carbon Dioxide	0.025	6.2
Ethane	0.0025	0.012

Client Sample ID: VMP-13-29.5-013013

Lab ID#: 1302081B-02A

Compound	Rpt. Limit (%)	Amount (%)
Oxygen	0.26	16
Nitrogen	0.26	79
Methane	0.00026	0.0037
Carbon Dioxide	0.026	5.2

Client Sample ID: VMP-14-20-013113

Lab ID#: 1302081B-03A

Compound	Rpt. Limit (%)	Amount (%)
Oxygen	0.25	7.1
Nitrogen	0.25	80
Methane	0.00025	2.6
Carbon Dioxide	0.025	10
Ethane	0.0025	0.00036 J
Helium	0.13	0.019 J

Client Sample ID: VMP-14-29-013113

Lab ID#: 1302081B-04A

Compound	Rpt. Limit (%)	Amount (%)
Oxygen	0.25	1.5
Nitrogen	0.25	76

eurofins | Air Toxics

Summary of Detected Compounds
NATURAL GAS ANALYSIS BY MODIFIED ASTM D-1946

Client Sample ID: VMP-14-29-013113

Lab ID#: 1302081B-04A

Methane	0.00025	5.5
Carbon Dioxide	0.025	15
Ethane	0.0025	0.0013 J

Client Sample ID: VMP-14-20-013113-DUP

Lab ID#: 1302081B-05A

Compound	Rpt. Limit (%)	Amount (%)
Oxygen	0.24	7.0
Nitrogen	0.24	80
Methane	0.00024	2.6
Carbon Dioxide	0.024	10
Ethane	0.0024	0.00036 J

Client Sample ID: VMP-49-30-020113

Lab ID#: 1302081B-06A

Compound	Rpt. Limit (%)	Amount (%)
Oxygen	0.25	4.4
Nitrogen	0.25	84
Methane	0.00025	0.069
Carbon Dioxide	0.025	11
Helium	0.12	0.020 J

Client Sample ID: VMP-50-20-020113

Lab ID#: 1302081B-07A

Compound	Rpt. Limit (%)	Amount (%)
Oxygen	0.27	20
Nitrogen	0.27	80
Methane	0.00027	0.00037
Carbon Dioxide	0.027	0.39
Helium	0.13	0.030 J

eurofins | Air Toxics

Summary of Detected Compounds
NATURAL GAS ANALYSIS BY MODIFIED ASTM D-1946

Client Sample ID: VMP-50-30-020113

Lab ID#: 1302081B-08A

Compound	Rpt. Limit (%)	Amount (%)
Oxygen	0.26	14
Nitrogen	0.26	77
Methane	0.00026	0.56
Carbon Dioxide	0.026	8.0
Ethane	0.0026	0.000056 J
Ethene	0.0026	0.000051 J

eurofins | Air Toxics

Client Sample ID: VMP-2-42-013113

Lab ID#: 1302081B-01A

NATURAL GAS ANALYSIS BY MODIFIED ASTM D-1946

File Name:	**9021115**	**Date of Collection:**	**1/31/13 3:58:00 PM**
Dil. Factor:	**2.48**	**Date of Analysis:**	**2/11/13 03:45 PM**

Compound	Rpt. Limit (%)	Amount (%)
Oxygen	0.25	4.1
Nitrogen	0.25	60
Carbon Monoxide	0.12	Not Detected
Methane	0.00025	25
Carbon Dioxide	0.025	6.2
Ethane	0.0025	0.012
Ethene	0.0025	Not Detected
Helium	0.12	Not Detected

Container Type: 1 Liter Summa Canister

eurofins | Air Toxics

Client Sample ID: VMP-13-29.5-013013

Lab ID#: 1302081B-02A

NATURAL GAS ANALYSIS BY MODIFIED ASTM D-1946

File Name:	**9021117**	**Date of Collection:**	**1/30/13 1:57:00 PM**
Dil. Factor:	**2.55**	**Date of Analysis:**	**2/11/13 04:42 PM**

Compound	Rpt. Limit (%)	Amount (%)
Oxygen	0.26	16
Nitrogen	0.26	79
Carbon Monoxide	0.13	Not Detected
Methane	0.00026	0.0037
Carbon Dioxide	0.026	5.2
Ethane	0.0026	Not Detected
Ethene	0.0026	Not Detected
Helium	0.13	Not Detected

Container Type: 1 Liter Summa Canister

eurofins | Air Toxics

Client Sample ID: VMP-14-20-013113

Lab ID#: 1302081B-03A

NATURAL GAS ANALYSIS BY MODIFIED ASTM D-1946

File Name:	**9021118**	**Date of Collection:**	**1/31/13 11:35:00 AM**
Dil. Factor:	**2.52**	**Date of Analysis:**	**2/11/13 05:47 PM**

Compound	Rpt. Limit (%)	Amount (%)
Oxygen	0.25	7.1
Nitrogen	0.25	80
Carbon Monoxide	0.13	Not Detected
Methane	0.00025	2.6
Carbon Dioxide	0.025	10
Ethane	0.0025	0.00036 J
Ethene	0.0025	Not Detected
Helium	0.13	0.019 J

J = Estimated value.

Container Type: 1 Liter Summa Canister

eurofins | Air Toxics

Client Sample ID: VMP-14-29-013113

Lab ID#: 1302081B-04A

NATURAL GAS ANALYSIS BY MODIFIED ASTM D-1946

File Name:	**9021119**	**Date of Collection:**	**1/31/13 12:24:00 PM**
Dil. Factor:	**2.46**	**Date of Analysis:**	**2/11/13 06:20 PM**

Compound	Rpt. Limit (%)	Amount (%)
Oxygen	0.25	1.5
Nitrogen	0.25	76
Carbon Monoxide	0.12	Not Detected
Methane	0.00025	5.5
Carbon Dioxide	0.025	15
Ethane	0.0025	0.0013 J
Ethene	0.0025	Not Detected
Helium	0.12	Not Detected

J = Estimated value.

Container Type: 1 Liter Summa Canister

eurofins | Air Toxics

Client Sample ID: VMP-14-20-013113-DUP

Lab ID#: 1302081B-05A

NATURAL GAS ANALYSIS BY MODIFIED ASTM D-1946

File Name:	**9021120**	**Date of Collection:**	**1/31/13 11:35:00 AM**
Dil. Factor:	**2.37**	**Date of Analysis:**	**2/11/13 06:41 PM**

Compound	Rpt. Limit (%)	Amount (%)
Oxygen	0.24	7.0
Nitrogen	0.24	80
Carbon Monoxide	0.12	Not Detected
Methane	0.00024	2.6
Carbon Dioxide	0.024	10
Ethane	0.0024	0.00036 J
Ethene	0.0024	Not Detected
Helium	0.12	Not Detected

J = Estimated value.

Container Type: 1 Liter Summa Canister

eurofins | Air Toxics

Client Sample ID: VMP-49-30-020113

Lab ID#: 1302081B-06A

NATURAL GAS ANALYSIS BY MODIFIED ASTM D-1946

File Name:	**9021121**	**Date of Collection:**	**2/1/13 12:00:00 PM**
Dil. Factor:	**2.46**	**Date of Analysis:**	**2/11/13 07:17 PM**

Compound	Rpt. Limit (%)	Amount (%)
Oxygen	0.25	4.4
Nitrogen	0.25	84
Carbon Monoxide	0.12	Not Detected
Methane	0.00025	0.069
Carbon Dioxide	0.025	11
Ethane	0.0025	Not Detected
Ethene	0.0025	Not Detected
Helium	0.12	0.020 J

J = Estimated value.

Container Type: 1 Liter Summa Canister

eurofins | Air Toxics

Client Sample ID: VMP-50-20-020113

Lab ID#: 1302081B-07A

NATURAL GAS ANALYSIS BY MODIFIED ASTM D-1946

File Name:	**9021122**	**Date of Collection:**	**2/1/13 2:25:00 PM**
Dil. Factor:	**2.68**	**Date of Analysis:**	**2/11/13 07:46 PM**

Compound	Rpt. Limit (%)	Amount (%)
Oxygen	0.27	20
Nitrogen	0.27	80
Carbon Monoxide	0.13	Not Detected
Methane	0.00027	0.00037
Carbon Dioxide	0.027	0.39
Ethane	0.0027	Not Detected
Ethene	0.0027	Not Detected
Helium	0.13	0.030 J

J = Estimated value.

Container Type: 1 Liter Summa Canister

eurofins | Air Toxics

Client Sample ID: VMP-50-30-020113

Lab ID#: 1302081B-08A

NATURAL GAS ANALYSIS BY MODIFIED ASTM D-1946

File Name:	**9021123**	**Date of Collection: 2/1/13 3:25:00 PM**	
Dil. Factor:	**2.59**	**Date of Analysis: 2/11/13 08:14 PM**	

Compound	Rpt. Limit (%)	Amount (%)
Oxygen	0.26	14
Nitrogen	0.26	77
Carbon Monoxide	0.13	Not Detected
Methane	0.00026	0.56
Carbon Dioxide	0.026	8.0
Ethane	0.0026	0.000056 J
Ethene	0.0026	0.000051 J
Helium	0.13	Not Detected

J = Estimated value.

Container Type: 1 Liter Summa Canister

eurofins | Air Toxics

Client Sample ID: Lab Blank

Lab ID#: 1302081B-09A

NATURAL GAS ANALYSIS BY MODIFIED ASTM D-1946

File Name:	**9021104a**	**Date of Collection: NA**	
Dil. Factor:	**1.00**	**Date of Analysis: 2/11/13 10:23 AM**	

Compound	Rpt. Limit (%)	Amount (%)
Oxygen	0.10	Not Detected
Nitrogen	0.10	0.083 J
Carbon Monoxide	0.050	Not Detected
Methane	0.00010	Not Detected
Carbon Dioxide	0.010	Not Detected
Ethane	0.0010	Not Detected
Ethene	0.0010	Not Detected

J = Estimated value.

Container Type: NA - Not Applicable

eurofins | Air Toxics

Client Sample ID: Lab Blank

Lab ID#: 1302081B-09B

NATURAL GAS ANALYSIS BY MODIFIED ASTM D-1946

File Name:	**9021103b**	**Date of Collection: NA**	
Dil. Factor:	**1.00**	**Date of Analysis: 2/11/13 10:01 AM**	

Compound	Rpt. Limit (%)	Amount (%)
Helium	0.050	Not Detected

Container Type: NA - Not Applicable

eurofins | Air Toxics

Client Sample ID: LCS

Lab ID#: 1302081B-10A

NATURAL GAS ANALYSIS BY MODIFIED ASTM D-1946

File Name:	**9021102**	**Date of Collection: NA**	
Dil. Factor:	**1.00**	**Date of Analysis: 2/11/13 09:35 AM**	

Compound	%Recovery
Oxygen	102
Nitrogen	101
Carbon Monoxide	102
Methane	98
Carbon Dioxide	101
Ethane	100
Ethene	97
Helium	101

Container Type: NA - Not Applicable

eurofins | Air Toxics

Client Sample ID: LCSD

Lab ID#: 1302081B-10AA

NATURAL GAS ANALYSIS BY MODIFIED ASTM D-1946

File Name:	**9021112**	**Date of Collection: NA**	
Dil. Factor:	**1.00**	**Date of Analysis: 2/11/13 02:32 PM**	

Compound	%Recovery
Oxygen	102
Nitrogen	101
Carbon Monoxide	97
Methane	99
Carbon Dioxide	102
Ethane	100
Ethene	97
Helium	101

Container Type: NA - Not Applicable

Shell Oil Products Chain Of Custody Record

URS

Air Toxics LTD.
Project Name: Roxana Soil Vapor
Project # 21562850.04001
Lab Vendor #

Please Check Appropriate Box: ☑ ENV. SERVICES ☐ MOTIVA RETAIL ☐ SHELL RETAIL ☐ MOTIVA SD&CH ☐ CONSULTANT ☐ LUBES ☐ SHELL PIPELINE ☐ OTHER

Print Bill To Contact Name: Robert Mooshegian

INCIDENT # (ENV SERVICES): 9 7 2 1 6 6 4 0 ☐ CHECK IF NO INCIDENT # APPLIES

DATE: 02/04/13

PAGE: 1 of 1

PO #:

SAP #: 3 4 0 0 6 1

SAMPLING COMPANY: URS CORPORATION

LOG CODE:

SITE ADDRESS: Street and City: 900 SOUTH CENTRAL AVE – ROXANA

State: IL

GLOBAL ID NO.:

ADDRESS: 1001 HIGHLANDS PLAZA DRIVE WEST - SUITE 300; ST. LOUIS, MO 63110

Laboratory Address: Air Toxics LTD 180 Blue Ravine Road, Suite B, Folsom, CA 95630-4719

LOP DELIVERABLE TO (Name, Company, Office Location): Elizabeth Kunkel, URS, St. Louis

PHONE NO.: 314-743-4179

E-MAIL: Elizabeth.Kunkel@URSCorp.com

CONSULTANT PROJECT NAME#: Roxana Soil Vapor

TELEPHONE: 314-429-0100

FAX: 314-429-0462

Sample Contact E-MAIL: Robert.Mooshegian@urs.com

L. Rathnow, C. Kretzer, C. Williams, S. Jansen, D. Mattingly, M. Mittermeyer, J. Staetter, B. Lehan

TURNAROUND TIME (CALENDAR DAYS): ☑ STANDARD (14 DAY) ☐ 5 DAYS ☐ 3 DAYS ☐ 2 DAYS ☐ 24 HOURS ☐ RESULTS NEEDED ON WEEKEND

REQUESTED ANALYSIS

☐ LA - RWQCB REPORT FORMAT ☑ UST AGENCY:

DELIVERABLES: ☐ LEVEL 1 ☐ LEVEL 2 ☐ LEVEL 3 ☑ LEVEL 4 ☐ OTHER (SPECIFY)

☑ SHELL CONTRACT RATE APPLIES
☐ STATE REIMBURSEMENT RATE APPLIES
☐ EDD NOT NEEDED
☑ RECEIPT VERIFICATION REQUESTED

Turn Around Time: ☑ Normal ☐ Rush — Specify

Lab Use Only
Pressurized by:
Date:
Pressurization Gas: N_2 He

LAB USE ONLY	Field Sample Identification	SAMPLING DATE	SAMPLING TIME	Canister Number	Canister Pressure/Vacuum Initial	Final	Receipt	Final (psi)	Modified TO-15 + Butane & Isopentane	ASTM D-1946 + Hellium	ASTM D-1946					
01A	VMP-2-42-013113	01/31/13	1528-1558	8038	-30	-6			X	X						
02A	VMP-13-29.5-013013	01/30/13	1327-1357	14520	-29	-6			X	X						
03A	VMP-14-20-013113	01/31/13	1102-1135	37763	-29.5	-6			X	X						
04A	VMP-14-29-013113	01/31/13	1150-1224	34114	-30	-8			X	X						
05A	VMP-14-29-013113-Dup	01/31/13	1102-1135	37865	-30	-6			X	X						
06A	VMP-49-30-020113	02/01/13	1127-1200	37406	-29.5	-7.5			X	X						
07A	VMP-50-20-020113	02/01/13	1355-1425	14507	-30	-9.5			X	X						
08A	VMP-50-30-020113	02/01/13	1455-1525	37734	-30	-7.5			X	X						

ADDITIONAL NOTES:

- 14 day hold time
- Report results between MDL and RL
- Level IV ECVP

FedEx
Custody Seal Intact?
(Y) N None Temp NA

Relinquished by: (Signature)	Received by: (Signature) FEDEX	Date: 2/4/13	Time: 1830
Relinquished by: (Signature)	Received by: (Signature) Katie Decker ATL 02/05/13 0925	Date: 02/05/13	Time: 0925
Relinquished by: (Signature)	Received by: (Signature)	Date:	Time:

05/2008 Revision

1302081

Roxana Soil Vapor Quarterly – 1st Quarter 2013 Data Review

Laboratory SDG: 1302083A,B

Data Reviewer: Alan Fleisher

Peer Reviewer: Elizabeth Kunkel

Date Reviewed: 3/22/2013

Guidance: USEPA National Functional Guidelines for Superfund Organic Methods Data Review 2008

Sample Identification	Sample Identification
VMP-48-5-020113	VMP-48-10-020113
VMP-48-20-020113	VMP-48-30-020113
VMP-48-30-020113-Dup	VMP-50-10-020113
VMP-50-5-020113	VMP-51-10-020113
VMP-51-20-020113	VMP-52-5-020413
VMP-52-10-020413	VMP-52-20-020413
VMP-52-20-020413-Dup	VMP-52-30-020413
VMP-51-30-020413	VMP-51-30-020413-Dup

1.0 Data Package Completeness

Were all items delivered as specified in the QAPP and COC as appropriate?

Yes, however analysis of sample VMP-51-20-020113 was cancelled by URS due to laboratory notification of canister valve leaking upon sample receipt.

2.0 Laboratory Case Narrative \ Cooler Receipt Form

Were problems noted in the laboratory case narrative or cooler receipt form?

Yes, the laboratory case narrative indicated sample VMP-48-30-020113 was diluted and re-analyzed to bring the highest level target analytes with the calibration range of the instrument. Results for the highest level target analytes were reported from the re-analysis diluted runs and the remaining compounds were reported from the original analysis. Samples VMP-48-30-020113 and VMP-48-30-020113-Dup were diluted due to high levels of target analytes. Although not indicated in the laboratory case narrative, analytes were detected in the method blank. These issues are addressed further in the appropriate sections below.

No issues or discrepancies were noted in the cooler receipt form.

3.0 Holding Times

Were samples extracted/analyzed within applicable limits?

Yes

4.0 Blank Contamination

Were any analytes detected in the Blanks?

Yes

Blank ID	Parameter	Analyte	Concentration/ Amount
1302083A-17A	TO-15	Bromomethane	0.26 ppbv / 1.0 µg/m^3
1302083A-17A	TO-15	Acetone	0.40 ppbv / 0.95 µg/m^3
1302083A-17A	TO-15	Carbon disulfide	0.35 ppbv / 1.1 µg/m^3
1302083A-17A	TO-15	Methylene chloride	0.091 ppbv / 0.32 µg/m^3
1302083A-17A	TO-15	Toluene	0.085 ppbv / 0.32 µg/m^3
1302083A-17A	TO-15	Tetrachloroethene	0.097 ppbv / 0.66 µg/m^3
1302083A-17A	TO-15	Chlorobenzene	0.12 ppbv / 0.55 µg/m^3
1302083A-17A	TO-15	Ethyl benzene	0.094 ppbv / 0.41 µg/m^3
1302083A-17A	TO-15	m,p-Xylene	0.11 ppbv / 0.48 µg/m^3
1302083A-17A	TO-15	o-Xylene	0.10 ppbv / 0.45 µg/m^3
1302083A-17A	TO-15	Styrene	0.094 ppbv / 0.40 µg/m^3
1302083A-17A	TO-15	Cumene	0.16 ppbv / 0.77 µg/m^3
1302083A-17A	TO-15	1,1,2,2-Tetrachloroethane	0.15 ppbv / 1.0 µg/m^3
1302083A-17A	TO-15	Propylbenzene	0.18 ppbv / 0.90 µg/m^3
1302083A-17A	TO-15	4-Ethyltoluene	0.16 ppbv / 0.80 µg/m^3
1302083A-17A	TO-15	1,3,5-Timethylbenzene	0.27 ppbv / 1.3 µg/m^3
1302083A-17A	TO-15	1,2,4-Trimethylbenzene	0.21 ppbv / 1.0 µg/m^3
1302083A-17A	TO-15	1,3-Dichlorobenzene	0.28 ppbv / 1.7 µg/m^3
1302083A-17A	TO-15	1,4-Dichlorobenzene	0.30 ppbv / 1.8 µg/m^3
1302083A-17A	TO-15	alpha-Chlorotoluene	0.17 ppbv / 0.90 µg/m^3
1302083A-17A	TO-15	1,2-Dichlorobenzene	0.28 ppbv / 1.7 µg/m^3
1302083A-17A	TO-15	1,2,4-Trichlorobenzene	1.2 ppbv / 9.1 µg/m^3
1302083A-17A	TO-15	Hexachlorobutadiene	0.67 ppbv / 7.2 µg/m^3
1302083A-17B	TO-15	Bromomethane	0.30 ppbv / 1.2 µg/m^3
1302083A-17B	TO-15	Freon 11	0.074 ppbv / 0.42 µg/m^3
1302083A-17B	TO-15	Carbon disulfide	0.49 ppbv / 1.5 µg/m^3
1302083A-17B	TO-15	Methylene chloride	0.19 ppbv / 0.66 µg/m^3
1302083A-17B	TO-15	2,2,4-Trimethylpentane	0.053 ppbv / 0.25 µg/m^3
1302083A-17B	TO-15	Toluene	0.072 ppbv / 0.27 µg/m^3
1302083A-17B	TO-15	trans-1,3-Dichloropropene	0.16 ppbv / 0.74 µg/m^3
1302083A-17B	TO-15	Tetrachloroethene	0.13 ppbv / 0.89 µg/m^3
1302083A-17B	TO-15	Chlorobenzene	0.11 ppbv / 0.50 µg/m^3
1302083A-17B	TO-15	o-Xylene	0.099 ppbv / 0.43 µg/m^3
1302083A-17B	TO-15	Styrene	0.098 ppbv / 0.42 µg/m^3
1302083A-17B	TO-15	Cumene	0.16 ppbv / 0.79 µg/m^3
1302083A-17B	TO-15	1,1,2,2-Tetrachloroethane	0.15 ppbv / 1.0 µg/m^3
1302083A-17B	TO-15	Propylbenzene	0.18 ppbv / 0.87 µg/m^3
1302083A-17B	TO-15	4-Ethyltoluene	0.15 ppbv / 0.74 µg/m^3
1302083A-17B	TO-15	1,3,5-Timethylbenzene	0.27 ppbv / 1.3 µg/m^3
1302083A-17B	TO-15	1,2,4-Trimethylbenzene	0.21 ppbv / 1.0 µg/m^3
1302083A-17B	TO-15	1,3-Dichlorobenzene	0.36 ppbv / 2.2 µg/m^3
1302083A-17B	TO-15	1,4-Dichlorobenzene	0.34 ppbv / 2.0 µg/m^3
1302083A-17B	TO-15	alpha-Chlorotoluene	0.20 ppbv / 1.0 µg/m^3
1302083A-17B	TO-15	1,2-Dichlorobenzene	0.32 ppbv / 1.9 µg/m^3
1302083A-17B	TO-15	1,2,4-Trichlorobenzene	1.4 ppbv / 10 µg/m^3

Blank ID	Parameter	Analyte	Concentration/ Amount
1302083A-17B	TO-15	Hexachlorobutadiene	0.79 ppbv / 8.4 µg/m^3
1302083B-17A	Natural gases	Oxygene	0.036%
1302083B-17A	Natural gases	Nitrogen	0.089%

Qualifications due to blank contamination are included in the table below. Analytical data that were reported non-detect or at concentrations greater than five times (5X) the associated blank concentration did not require qualification.

Sample ID	Parameter	Analyte	New Reporting Limit (RL)	Qualification
VMP-48-5-020113	TO-15	Carbon disulfide	-	**U**
VMP-48-5-020113	TO-15	Methylene chloride	-	**U**
VMP-48-5-020113	TO-15	Toluene	-	**U**
VMP-48-5-020113	TO-15	Tetrachloroethene	-	**U**
VMP-48-5-020113	TO-15	4-Ethyltoluene	-	**U**
VMP-48-10-020113	TO-15	Carbon disulfide	-	**U**
VMP-48-10-020113	TO-15	Methylene chloride	-	**U**
VMP-48-10-020113	TO-15	Toluene	-	**U**
VMP-48-10-020113	TO-15	Tetrachloroethene	-	**U**
VMP-48-20-020113	TO-15	Carbon disulfide	-	**U**
VMP-48-20-020113	TO-15	Toluene	-	**U**
VMP-48-20-020113	TO-15	Tetrachloroethene	-	**U**
VMP-50-10-020113	TO-15	Toluene	-	**U**
VMP-50-10-020113	TO-15	4-Ethyltoluene	-	**U**
VMP-50-10-020113	TO-15	1,3,5-Trimethylbenzene	-	**U**
VMP-50-10-020113	TO-15	1,2,4-Trimethylbenzene	-	**U**
VMP-51-5-020113	TO-15	Carbon disulfide	-	**U**
VMP-51-5-020113	TO-15	Methyl chloride	-	**U**
VMP-51-5-020113	TO-15	Toluene	-	**U**
VMP-51-5-020113	TO-15	Tetrachloroethene	-	**U**
VMP-51-10-020113	TO-15	Carbon disulfide	-	**U**
VMP-51-10-020113	TO-15	Toluene	-	**U**
VMP-52-5-020413	TO-15	Carbon disulfide	-	**U**
VMP-52-5-020413	TO-15	Methylene chloride	-	**U**
VMP-52-5-020413	TO-15	Toluene	-	**U**
VMP-52-5-020413	TO-15	Tetrachloroethene	-	**U**
VMP-52-5-020413	TO-15	4-Ethyltoluene	-	**U**
VMP-52-5-020413	TO-15	1,2,4-Trimethylbenzene	-	**U**
VMP-52-5-020413	TO-15	1,3-Dichlorobenzene	-	**U**
VMP-52-5-020413	TO-15	1,4-Dichlorobenzene	-	**U**
VMP-52-5-020413	TO-15	1,2,4-Trichlorobenzene	-	**U**
VMP-52-10-020413	TO-15	Toluene	-	**U**
VMP-52-10-020413	TO-15	Tetrachloroethene	-	**U**
VMP-52-10-020413	TO-15	1,2,4-Trichlorobenzene	-	**U**

Sample ID	Parameter	Analyte	New Reporting Limit (RL)	Qualification
VMP-52-20-020413	TO-15	Freon 11	-	**U**
VMP-52-20-020413	TO-15	Methylene chloride	-	**U**
VMP-52-20-020413	TO-15	Tetrachloroethene	-	**U**
VMP-52-20-020413	TO-15	o-Xylene	-	**U**
VMP-52-20-020413	TO-15	Propylbenzene	-	**U**
VMP-52-20-020413	TO-15	4-Ethyltoluene	-	**U**
VMP-52-20-020413	TO-15	1,3,5-Trimethylbenzene	-	**U**
VMP-52-20-020413	TO-15	1,2,4-Trimethylbenzene	-	**U**
VMP-52-20-020413	TO-15	1,3-Dichlorobenzene	-	**U**
VMP-52-20-020413	TO-15	1,4-Dichlorobenzene	-	**U**
VMP-52-20-020413	TO-15	1,2-Dichlorobenzene	-	**U**
VMP-52-20-020413	TO-15	1,2,4-Trichlorobenzene	-	**U**
VMP-52-20-020413	TO-15	Hexachlorobutadiene	-	**U**
VMP-52-20-020413-Dup	TO-15	Freon 11	-	**U**
VMP-52-20-020413-Dup	TO-15	Methylene chloride	-	**U**
VMP-52-20-020413-Dup	TO-15	4-Ethyltoluene	-	**U**
VMP-52-20-020413-Dup	TO-15	1,3-Dichlorobenzene	-	**U**
VMP-52-20-020413-Dup	TO-15	1,4-Dichlorobenzene	-	**U**
VMP-52-20-020413-Dup	TO-15	1,2,4-Trichlorobenzene	-	**U**
VMP-52-30-020413	TO-15	Carbon disulfide	-	**U**
VMP-52-30-020413	TO-15	Toluene	-	**U**
VMP-52-30-020413	TO-15	Tetrachloroethene	-	**U**
VMP-52-30-020413	TO-15	1,2,4-Trichlorobenzene	-	**U**
VMP-51-30-020413	TO-15	Freon 11	-	**U**
VMP-51-30-020413	TO-15	Carbon disulfide	-	**U**
VMP-51-30-020413	TO-15	Toluene	-	**U**
VMP-51-30-020413	TO-15	Tetrachloroethene	-	**U**
VMP-51-30-020413	TO-15	1,2,4-Trichlorobenzene	-	**U**
VMP-51-30-020413-Dup	TO-15	Freon 11	-	**U**
VMP-51-30-020413-Dup	TO-15	Carbon disulfide	-	**U**
VMP-51-30-020413-Dup	TO-15	Toluene	-	**U**
VMP-51-30-020413-Dup	TO-15	Tetrachloroethene	-	**U**

5.0 Laboratory Control Sample

Were LCS recoveries within evaluation criteria?

Yes

6.0 Surrogate Recoveries

Were surrogate recoveries within evaluation criteria?

Yes

7.0 Matrix Spike and Matrix Spike Duplicate Recoveries

Were MS/MSD samples analyzed as part of this SDG?

MS/MSD samples are not applicable for vapor samples, due to the inability to spike the samples.

8.0 Laboratory Duplicate Results

Were laboratory duplicate samples analyzed as part of this SDG?

Yes, sample VMP-51-30-020413-Dup was duplicated and analyzed for all TO-15 analytes.

Were laboratory duplicate sample RPDs within evaluation criteria?

Yes

9.0 Field Duplicate Results

Were field duplicate samples collected as part of this SDG?

Yes

Field ID	Field Duplicate ID
VMP-48-30-020113	VMP-48-30-020113-Dup
VMP-52-20-020413	VMP-52-20-020413-Dup

Were field duplicate sample RPDs within evaluation criteria?

No

Field ID	Field Duplicate ID	Parameter	Analyte	RPD	Qualification
VMP-48-30-020113	VMP-48-30-020113-Dup	TO-15	Freon 12	**>2X RL**	**J/UJ**
VMP-48-30-020113	VMP-48-30-020113-Dup	TO-15	Acetone	**>2X RL**	**J/UJ**
VMP-48-30-020113	VMP-48-30-020113-Dup	TO-15	2-Propanol	**>2X RL**	**J/UJ**
VMP-48-30-020113	VMP-48-30-020113-Dup	TO-15	Ethyl benzene	**>2X RL**	**J/UJ**
VMP-48-30-020113	VMP-48-30-020113-Dup	TO-15	o-Xylene	**>2X RL**	**J/UJ**
VMP-52-20-020413	VMP-52-20-020413-Dup	TO-15	Benzene	**>2X RL**	**J/J**

10.0 Sample Dilutions

For samples that were diluted and nondetect, were undiluted results also reported?

Not applicable; analytes were detected in samples that were diluted.

11.0 Additional Qualifications

Were additional qualifications applied?

No

eurofins | Air Toxics

2/19/2013
Ms. Elizabeth Kunkel
URS Corporation
1001 Highlands Plaza Dr. West
Suite 300
St. Louis MO 63110

Project Name: Roxana Soil Vapor
Project #: 21562850.04001
Workorder #: 1302083A

Dear Ms. Elizabeth Kunkel

The following report includes the data for the above referenced project for sample(s) received on 2/5/2013 at Air Toxics Ltd.

The data and associated QC analyzed by Modified TO-15 are compliant with the project requirements or laboratory criteria with the exception of the deviations noted in the attached case narrative.

Thank you for choosing Air Toxics Ltd. for your air analysis needs. Air Toxics Ltd. is committed to providing accurate data of the highest quality. Please feel free to contact the Project Manager: Kelly Buettner at 916-985-1000 if you have any questions regarding the data in this report.

Regards,

Kelly Buettner

Kelly Buettner
Project Manager

REVIEWED
ON
3/22/13

eurofins | Air Toxics

WORK ORDER #: 1302083A

Work Order Summary

CLIENT:	Ms. Elizabeth Kunkel URS Corporation 1001 Highlands Plaza Dr. West Suite 300 St. Louis, MO 63110	**BILL TO:**	Accounts Payable Austin URS Corporation P.O. BOX 203970 Austin, TX 78720-1088
PHONE:	314-743-4179	**P.O. #**	21562735.00013
FAX:		**PROJECT #**	21562850.04001 Roxana Soil Vapor
DATE RECEIVED:	02/05/2013	**CONTACT:**	Kelly Buettner
DATE COMPLETED:	02/19/2013		

FRACTION #	NAME	TEST	RECEIPT VAC./PRES.	FINAL PRESSURE
01A	VMP-48-5-020113	Modified TO-15	6.4 "Hg	15 psi
02A	VMP-48-10-020113	Modified TO-15	7.2 "Hg	15 psi
03A	VMP-48-20-020113	Modified TO-15	6.2 "Hg	15 psi
04A	VMP-48-30-020113	Modified TO-15	6.8 "Hg	15 psi
04B	VMP-48-30-020113	Modified TO-15	6.8 "Hg	15 psi
05A	VMP-48-30-020113-DUP	Modified TO-15	6.6 "Hg	15 psi
06A	VMP-50-10-020113	Modified TO-15	8.0 "Hg	15 psi
07A	VMP-51-5-020113	Modified TO-15	7.8 "Hg	15 psi
08A	VMP-51-10-020113	Modified TO-15	8.0 "Hg	15 psi
09A(cancelled)	VMP-51-20-020113	Modified TO-15	4.8 "Hg	15 psi
10A	VMP-52-5-020413	Modified TO-15	6.0 "Hg	15 psi
11A	VMP-52-10-020413	Modified TO-15	4.8 "Hg	15 psi
12A	VMP-52-20-020413	Modified TO-15	7.4 "Hg	15 psi
13A	VMP-52-20-020413-DUP	Modified TO-15	6.4 "Hg	15 psi
14A	VMP-52-30-020413	Modified TO-15	8.4 "Hg	15 psi
15A	VMP-51-30-020413	Modified TO-15	9.0 "Hg	15 psi
16A	VMP-51-30-020413-DUP	Modified TO-15	8.4 "Hg	15 psi
16AA	VMP-51-30-020413-DUP Lab Duplicate	Modified TO-15	8.4 "Hg	15 psi
17A	Lab Blank	Modified TO-15	NA	NA
17B	Lab Blank	Modified TO-15	NA	NA
18A	CCV	Modified TO-15	NA	NA
18B	CCV	Modified TO-15	NA	NA
19A	LCS	Modified TO-15	NA	NA

Continued on next page

eurofins | Air Toxics

WORK ORDER #: 1302083A

Work Order Summary

CLIENT:	Ms. Elizabeth Kunkel URS Corporation 1001 Highlands Plaza Dr. West Suite 300 St. Louis, MO 63110	**BILL TO:**	Accounts Payable Austin URS Corporation P.O. BOX 203970 Austin, TX 78720-1088
PHONE:	314-743-4179	**P.O. #**	21562735.00013
FAX:		**PROJECT #**	21562850.04001 Roxana Soil Vapor
DATE RECEIVED:	02/05/2013	**CONTACT:**	Kelly Buettner
DATE COMPLETED:	02/19/2013		

FRACTION #	NAME	TEST	RECEIPT VAC./PRES.	FINAL PRESSURE
19AA	LCSD	Modified TO-15	NA	NA
19B	LCS	Modified TO-15	NA	NA
19BB	LCSD	Modified TO-15	NA	NA

CERTIFIED BY: Heidi Hayes DATE: 02/19/13

Technical Director

Certfication numbers: AZ Licensure AZ0775, CA NELAP - 12282CA, NY NELAP - 11291,
TX NELAP - T104704434-12-5, UT NELAP CA009332012-3, WA NELAP - C935
Name of Accrediting Agency: NELAP/ORELAP (Oregon Environmental Laboratory Accreditation Program)
Accreditation number: CA300005, Effective date: 10/18/2011, Expiration date: 10/17/2012.
Eurofins Air Toxics Ltd. certifies that the test results contained in this report meet all requirements of the NELAC standards

This report shall not be reproduced, except in full, without the written approval of Eurofins Air Toxics, Inc.

180 BLUE RAVINE ROAD, SUITE B FOLSOM, CA - 9563
(916) 985-1000 . (800) 985-5955 . FAX (916) 985-1020

LABORATORY NARRATIVE
EPA Method TO-15
URS Corporation
Workorder# 1302083A

Sixteen 1 Liter Summa Canister samples were received on February 05, 2013. The laboratory performed analysis via EPA Method TO-15 using GC/MS in the full scan mode.

This workorder was independently validated prior to submittal using 'USEPA National Functional Guidelines' as generally applied to the analysis of volatile organic compounds in air. A rules-based, logic driven, independent validation engine was employed to assess completeness, evaluate pass/fail of relevant project quality control requirements and verification of all quantified amounts.

Receiving Notes

Sample VMP-51-20-020113 was cancelled on February 15, 2013 per client's request.

Analytical Notes

As per client project requirements, the laboratory has reported estimated values for target compound hits that are below the Reporting Limit but greater than the Method Detection Limit. Concentrations that are below the level at which the canister was certified may be false positives.

Due to high-level target compounds, sample VMP-48-30-020113 was analyzed twice. In the "A" fraction, the sample was diluted to bring the highest-level compounds within the calibration range. The "B" fraction is also reported by client request and may be reported with "E" flags indicating the compound exceeds the calibration range. Both runs and associated QC are reported.

Dilution was performed on samples VMP-48-30-020113 and VMP-48-30-020113-DUP due to the presence of high level target species.

Definition of Data Qualifying Flags

Eight qualifiers may have been used on the data analysis sheets and indicates as follows:

B - Compound present in laboratory blank greater than reporting limit (background subtraction not performed).
J - Estimated value.
E - Exceeds instrument calibration range.
S - Saturated peak.
Q - Exceeds quality control limits.
U - Compound analyzed for but not detected above the reporting limit.
UJ- Non-detected compound associated with low bias in the CCV and/or LCS.
N - The identification is based on presumptive evidence.

File extensions may have been used on the data analysis sheets and indicates as follows:
a-File was requantified
b-File was quantified by a second column and detector
r1-File was requantified for the purpose of reissue

eurofins | Air Toxics

Summary of Detected Compounds
EPA METHOD TO-15 GC/MS FULL SCAN

Client Sample ID: VMP-48-5-020113

Lab ID#: 1302083A-01A

Compound	Rpt. Limit (ppbv)	Amount (ppbv)	Rpt. Limit (ug/m3)	Amount (ug/m3)
Freon 12	1.3	0.38 J	6.4	1.9 J
Freon 11	1.3	0.17 J	7.2	0.96 J
Ethanol	5.1	2.4 J	9.7	4.6 J
Acetone	13	4.4 J	30	10 J
2-Propanol	5.1	0.70 J	13	1.7 J
Carbon Disulfide	5.1	~~1.4 J~~ U	16	~~4.3 J~~ U
Methylene Chloride	13	~~0.17 J~~ U	45	~~0.58 J~~ U
2,2,4-Trimethylpentane	1.3	0.74 J	6.0	3.4 J
Benzene	1.3	1.5	4.1	4.8
Toluene	1.3	~~0.10 J~~ U	4.8	~~0.38 J~~ U
Tetrachloroethene	1.3	~~0.21 J~~ U	8.7	~~1.4 J~~ U
4-Ethyltoluene	1.3	~~0.11 J~~ U	6.3	~~0.53 J~~ U
1,2,4-Trichlorobenzene	5.1	0.41 J	38	3.1 J
Butane	5.1	~~4.9 J~~ U OK	12 (AF)	~~12 J~~ U OK (AF)
Isopentane	5.1	0.87 J	15	2.6 J

Client Sample ID: VMP-48-10-020113

Lab ID#: 1302083A-02A

Compound	Rpt. Limit (ppbv)	Amount (ppbv)	Rpt. Limit (ug/m3)	Amount (ug/m3)
Freon 12	1.3	0.49 J	6.6	2.4 J
Freon 11	1.3	0.33 J	7.5	1.8 J
Ethanol	5.3	2.8 J	10	5.3 J
Acetone	13	4.4 J	32	10 J
2-Propanol	5.3	4.4 J	13	11 J
Carbon Disulfide	5.3	~~0.89 J~~ U	16	~~2.8 J~~ U
Methylene Chloride	13	~~0.17 J~~ U	46	~~0.60 J~~ U
Hexane	1.3	0.25 J	4.7	0.89 J
Chloroform	1.3	0.29 J	6.5	1.4 J
Benzene	1.3	2.7	4.2	8.7
Toluene	1.3	~~0.19 J~~ U	5.0	~~0.73 J~~ U
Tetrachloroethene	1.3	~~0.27 J~~ U	9.0	~~1.8 J~~ U
Isopentane	5.3	0.94 J	16	2.8 J

eurofins | Air Toxics

Summary of Detected Compounds
EPA METHOD TO-15 GC/MS FULL SCAN

Client Sample ID: VMP-48-20-020113

Lab ID#: 1302083A-03A

Compound	Rpt. Limit (ppbv)	Amount (ppbv)	Rpt. Limit (ug/m3)	Amount (ug/m3)
Freon 12	1.3	0.43 J	6.3	2.1 J
Freon 11	1.3	0.36 J	7.2	2.0 J
Ethanol	5.1	3.6 J	9.6	6.8 J
Acetone	13	5.5 J	30	13 J
2-Propanol	5.1	0.84 J	12	2.0 J
Carbon Disulfide	5.1	~~1.1 J~~ U	16	~~3.3 J~~ U
Hexane	1.3	0.51 J	4.5	1.8 J
2-Butanone (Methyl Ethyl Ketone)	5.1	0.89 J	15	2.6 J
2,2,4-Trimethylpentane	1.3	0.28 J	6.0	1.3 J
Benzene	1.3	0.61 J	4.1	2.0 J
Toluene	1.3	~~0.14 J~~ U	4.8	~~0.52 J~~ U
Tetrachloroethene	1.3	~~0.19 J~~ U	8.6	~~1.3 J~~ U
Butane	5.1	39	12	92
Isopentane	5.1	7.4	15	22

Client Sample ID: VMP-48-30-020113 * USE THESE RESULTS ONLY. ALL OTHER RESULTS

Lab ID#: 1302083A-04A DF = 10.4X REPORTED FROM 2.61X DILUTION ANALYSIS.

Compound	Rpt. Limit (ppbv)	Amount (ppbv)	Rpt. Limit (ug/m3)	Amount (ug/m3)
Freon 11	5.2	2.9 J	29	16 J
Carbon Disulfide	21	8.8 J	65	28 J
Hexane	5.2	4.2 J	18	15 J
* 2,2,4-Trimethylpentane	5.2	1200	24	5400
Benzene	5.2	30	17	97
Heptane	5.2	2.6 J	21	11 J
Toluene	5.2	1.4 J	20	5.1 J
Tetrachloroethene	5.2	3.4 J	35	23 J
m,p-Xylene	5.2	2.2 J	22	9.4 J
4-Ethyltoluene	5.2	2.2 J	26	11 J
1,3,5-Trimethylbenzene	5.2	4.2 J	26	20 J
1,2,4-Trimethylbenzene	5.2	1.7 J	26	8.5 J
Butane	21	150	49	350
Isopentane	21	71	61	210

eurofins | Air Toxics

Summary of Detected Compounds
EPA METHOD TO-15 GC/MS FULL SCAN

Client Sample ID: VMP-48-30-020113

* DO NOT USE THIS DATA. USE ALL OTHER DATA.

Lab ID#: 1302083A-04B

DF = 2.61 x

Compound	Rpt. Limit (ppbv)	Amount (ppbv)	Rpt. Limit (ug/m3)	Amount (ug/m3)
Freon 12	1.3	0.62 J	6.4	3.1 J
Freon 11	1.3	2.8	7.3	16
Acetone	13	2.5 J	31	5.9 J
2-Propanol	5.2	0.63 J	13	1.5 J
Carbon Disulfide	5.2	7.7	16	24
Hexane	1.3	4.3	4.6	15
* 2,2,4-Trimethylpentane	1.3	1200 E	6.1	5400 E
Benzene	1.3	30	4.2	97
Heptane	1.3	2.5	5.3	10
Toluene	1.3	1.3	4.9	5.0
Ethyl Benzene	1.3	0.48 J	5.7	2.1 J
m,p-Xylene	1.3	2.3	5.7	10
o-Xylene	1.3	0.56 J	5.7	2.4 J
Cumene	1.3	0.18 J U	6.4	0.88 J U
Propylbenzene	1.3	0.22 J U	6.4	1.1 J U
4-Ethyltoluene	1.3	2.4	6.4	12
1,3,5-Trimethylbenzene	1.3	5.0	6.4	24
1,2,4-Trimethylbenzene	1.3	2.2	6.4	11
Butane	5.2	130	12	300
Isopentane	5.2	73	15	220

Client Sample ID: VMP-48-30-020113-DUP

Lab ID#: 1302083A-05A

Compound	Rpt. Limit (ppbv)	Amount (ppbv)	Rpt. Limit (ug/m3)	Amount (ug/m3)
Freon 11	5.2	3.0 J	29	17 J
Carbon Disulfide	21	8.8 J	65	27 J
Hexane	5.2	4.8 J	18	17 J
2,2,4-Trimethylpentane	5.2	1200	24	5500
Benzene	5.2	37	17	120
Heptane	5.2	2.1 J	21	8.7 J
Toluene	5.2	1.4 J	20	5.4 J
Tetrachloroethene	5.2	1.2 J	35	8.4 J

eurofins | Air Toxics

Summary of Detected Compounds
EPA METHOD TO-15 GC/MS FULL SCAN

Client Sample ID: VMP-48-30-020113-DUP

Lab ID#: 1302083A-05A

m,p-Xylene	5.2	2.2 J	22	9.4 J
4-Ethyltoluene	5.2	2.5 J	26	12 J
1,3,5-Trimethylbenzene	5.2	4.6 J	26	22 J
1,2,4-Trimethylbenzene	5.2	1.9 J	26	9.3 J
Butane	21	150	49	360
Isopentane	21	74	61	220

Client Sample ID: VMP-50-10-020113

Lab ID#: 1302083A-06A

Compound	Rpt. Limit (ppbv)	Amount (ppbv)	Rpt. Limit (ug/m3)	Amount (ug/m3)
Freon 12	1.4	0.44 J	6.8	2.2 J
Freon 11	1.4	0.19 J	7.8	1.1 J
Ethanol	5.5	1.4 J	10	2.7 J
Acetone	14	2.6 J	33	6.2 J
2-Propanol	5.5	1.7 J	14	4.2 J
Carbon Disulfide	5.5	0.76 J	17	2.4 J
Methylene Chloride	14	0.55 J	48	1.9 J
Hexane	1.4	0.60 J	4.9	2.1 J
Chloroform	1.4	8.8	6.7	43
2,2,4-Trimethylpentane	1.4	2.0	6.4	9.3
Benzene	1.4	0.80 J	4.4	2.6 J
Bromodichloromethane	1.4	0.80 J	9.2	5.3 J
Toluene	1.4	~~0.18 J~~	5.2	~~0.69 J~~
Tetrachloroethene	1.4	0.82 J	9.4	5.6 J
4-Ethyltoluene	1.4	~~0.53 J~~	6.8	~~2.6 J~~
1,3,5-Trimethylbenzene	1.4	~~0.28 J~~	6.8	~~1.4 J~~
1,2,4-Trimethylbenzene	1.4	~~0.81 J~~	6.8	~~4.0 J~~
Butane	5.5	24	13	58
Isopentane	5.5	14	16	42

Client Sample ID: VMP-51-5-020113

Lab ID#: 1302083A-07A

eurofins | Air Toxics

Summary of Detected Compounds
EPA METHOD TO-15 GC/MS FULL SCAN

Client Sample ID: VMP-51-5-020113

Lab ID#: 1302083A-07A

Compound	Rpt. Limit (ppbv)	Amount (ppbv)	Rpt. Limit (ug/m3)	Amount (ug/m3)
Freon 12	1.4	0.43 J	6.8	2.1 J
Freon 11	1.4	0.19 J	7.7	1.1 J
Ethanol	5.5	0.78 J	10	1.5 J
Acetone	14	3.3 J	32	7.7 J
2-Propanol	5.5	1.0 J	13	2.5 J
Carbon Disulfide	5.5	~~1.0 J~~	17	~~3.3 J~~
Methylene Chloride	14	~~0.18 J~~	47	~~0.61 J~~
Hexane	1.4	0.30 J	4.8	1.1 J
Chloroform	1.4	0.77 J	6.7	3.8 J
1,1,1-Trichloroethane	1.4	0.57 J	7.4	3.1 J
2,2,4-Trimethylpentane	1.4	0.97 J	6.4	4.5 J
Toluene	1.4	~~0.13 J~~	5.1	~~0.48 J~~
Tetrachloroethene	1.4	~~0.46 J~~	9.2	~~3.1 J~~
Isopentane	5.5	0.66 J	16	1.9 J

Client Sample ID: VMP-51-10-020113

Lab ID#: 1302083A-08A

Compound	Rpt. Limit (ppbv)	Amount (ppbv)	Rpt. Limit (ug/m3)	Amount (ug/m3)
Freon 12	1.4	0.44 J	6.8	2.2 J
Freon 11	1.4	0.16 J	7.8	0.93 J
Ethanol	5.5	1.5 J	10	2.9 J
Acetone	14	2.6 J	33	6.1 J
2-Propanol	5.5	0.97 J	14	2.4 J
Carbon Disulfide	5.5	~~0.76 J~~	17	~~2.4 J~~
Hexane	1.4	0.36 J	4.9	1.3 J
Chloroform	1.4	2.3	6.7	11
2,2,4-Trimethylpentane	1.4	0.59 J	6.4	2.7 J
Toluene	1.4	~~0.18 J~~	5.2	~~0.68 J~~
Tetrachloroethene	1.4	0.53 J	9.4	3.6 J

eurofins | Air Toxics

Summary of Detected Compounds
EPA METHOD TO-15 GC/MS FULL SCAN

Client Sample ID: VMP-52-5-020413

Lab ID#: 1302083A-10A

Compound	Rpt. Limit (ppbv)	Amount (ppbv)	Rpt. Limit (ug/m3)	Amount (ug/m3)
Freon 12	1.3	0.49 J	6.2	2.4 J
Freon 11	1.3	0.24 J	7.1	1.4 J
Ethanol	5.0	2.1 J	9.5	3.9 J
Acetone	13	4.6 J	30	11 J
2-Propanol	5.0	3.2 J	12	7.9 J
Carbon Disulfide	5.0	~~1.2 J~~	16	~~3.7 J~~
Methylene Chloride	13	~~0.16 J~~	44	~~0.54 J~~
Hexane	1.3	0.41 J	4.4	1.4 J
2-Butanone (Methyl Ethyl Ketone)	5.0	0.94 J	15	2.8 J
1,1,1-Trichloroethane	1.3	3.6	6.9	20
2,2,4-Trimethylpentane	1.3	0.53 J	5.9	2.5 J
Benzene	1.3	23	4.0	73
4-Methyl-2-pentanone	1.3	2.4	5.2	9.9
Toluene	1.3	~~0.13 J~~	4.7	~~0.48 J~~
Tetrachloroethene	1.3	~~0.28 J~~	8.5	~~1.9 J~~
4-Ethyltoluene	1.3	~~0.15 J~~	6.2	~~0.74 J~~
1,2,4-Trimethylbenzene	1.3	~~0.27 J~~	6.2	~~1.3 J~~
1,3-Dichlorobenzene	1.3	~~0.18 J~~	7.6	~~1.1 J~~
1,4-Dichlorobenzene	1.3	~~0.24 J~~	7.6	~~1.4 J~~
1,2,4-Trichlorobenzene	5.0	~~0.70 J~~	37	~~5.2 J~~
Butane	5.0	2.1 J	12	5.0 J
Isopentane	5.0	1.7 J	15	5.0 J

Client Sample ID: VMP-52-10-020413

Lab ID#: 1302083A-11A

Compound	Rpt. Limit (ppbv)	Amount (ppbv)	Rpt. Limit (ug/m3)	Amount (ug/m3)
Freon 12	1.2	0.54 J	5.9	2.6 J
Freon 11	1.2	0.20 J	6.7	1.1 J
Ethanol	4.8	1.7 J	9.0	3.2 J
Acetone	12	2.5 J	28	6.0 J
2-Propanol	4.8	1.0 J	12	2.6 J
Carbon Disulfide	4.8	7.5	15	23

eurofins | Air Toxics

Summary of Detected Compounds
EPA METHOD TO-15 GC/MS FULL SCAN

Client Sample ID: VMP-52-10-020413

Lab ID#: 1302083A-11A

Hexane	1.2	0.30 J	4.2	1.0 J
Chloroform	1.2	0.40 J	5.8	2.0 J
1,1,1-Trichloroethane	1.2	4.0	6.5	22
2,2,4-Trimethylpentane	1.2	0.68 J	5.6	3.2 J
Toluene	1.2	~~0.14 J~~ U	4.5	~~0.63 J~~ U
Tetrachloroethene	1.2	~~0.43 J~~ U	8.1	~~2.9 J~~ U
1,2,4-Trichlorobenzene	4.8	~~0.35 J~~ U	36	~~2.6 J~~ U
Butane	4.8	12	11	27
Isopentane	4.8	1.6 J	14	4.7 J

Client Sample ID: VMP-52-20-020413

Lab ID#: 1302083A-12A

Compound	Rpt. Limit (ppbv)	Amount (ppbv)	Rpt. Limit (ug/m3)	Amount (ug/m3)
Freon 12	1.3	0.58 J	6.6	2.8 J
Bromomethane	13	0.66 J	52	2.5 J
Freon 11	1.3	~~0.34 J~~ U	7.5	~~1.9 J~~ U
Ethanol	5.4	1.4 J	10	2.7 J
Acetone	13	5.6 J	32	13 J
2-Propanol	5.4	2.4 J	13	6.0 J
Carbon Disulfide	5.4	3.0 J	17	9.2 J
Methylene Chloride	13	~~0.34 J~~ U	46	~~1.2 J~~ U
Hexane	1.3	2.9	4.7	10
2-Butanone (Methyl Ethyl Ketone)	5.4	1.6 J	16	4.7 J
Chloroform	1.3	0.51 J	6.5	2.5 J
Cyclohexane	1.3	6.7	4.6	23
2,2,4-Trimethylpentane	1.3	13	6.2	59
Benzene	1.3	24	4.3	76
Heptane	1.3	1.0 J	5.5	4.3 J
Toluene	1.3	0.69 J	5.0	2.6 J
Tetrachloroethene	1.3	~~0.47 J~~ U	9.1	~~3.2 J~~ U
m,p-Xylene	1.3	0.58 J	5.8	2.5 J
o-Xylene	1.3	~~0.34 J~~ U	5.8	~~1.5 J~~ U
Propylbenzene	1.3	~~0.23 J~~ U	6.6	~~1.1 J~~ U
4-Ethyltoluene	1.3	~~0.30 J~~ U	6.6	~~1.5 J~~ U

eurofins | Air Toxics

Summary of Detected Compounds
EPA METHOD TO-15 GC/MS FULL SCAN

Client Sample ID: VMP-52-20-020413

Lab ID#: 1302083A-12A

1,3,5-Trimethylbenzene	1.3	~~0.54 J~~ U	6.6	~~2.6 J~~ U
1,2,4-Trimethylbenzene	1.3	~~0.71 J~~ U	6.6	~~3.5 J~~ U
1,3-Dichlorobenzene	1.3	~~0.36 J~~ U	8.0	~~2.2 J~~ U
1,4-Dichlorobenzene	1.3	~~0.35 J~~ U	8.0	~~2.1 J~~ U
1,2-Dichlorobenzene	1.3	~~0.27 J~~ U	8.0	~~1.6 J~~ U
1,2,4-Trichlorobenzene	5.4	~~1.3 J~~ U	40	~~9.5 J~~ U
Hexachlorobutadiene	5.4	~~0.50 J~~ U	57	~~5.3 J~~ U
Butane	5.4	35	13	82
Isopentane	5.4	18	16	53

Client Sample ID: VMP-52-20-020413-DUP

Lab ID#: 1302083A-13A

Compound	Rpt. Limit (ppbv)	Amount (ppbv)	Rpt. Limit (ug/m3)	Amount (ug/m3)
Freon 12	1.3	0.45 J	6.4	2.2 J
Freon 11	1.3	~~0.33 J~~ U	7.2	~~1.8 J~~ U
Ethanol	5.1	1.8 J	9.7	3.4 J
Acetone	13	2.4 J	30	5.8 J
2-Propanol	5.1	0.58 J	13	1.4 J
Carbon Disulfide	5.1	2.8 J	16	8.8 J
Methylene Chloride	13	~~0.25 J~~ U	45	~~0.86 J~~ U
Hexane	1.3	1.5	4.5	5.2
Chloroform	1.3	0.47 J	6.3	2.3 J
Cyclohexane	1.3	5.1	4.4	18
2,2,4-Trimethylpentane	1.3	11	6.0	52
Benzene	1.3	3.6	4.1	12
Toluene	1.3	0.44 J	4.8	1.7 J
Tetrachloroethene	1.3	~~0.35 J~~ U	8.7	~~2.4 J~~ U
4-Ethyltoluene	1.3	~~0.089 J~~ U	6.3	~~0.44 J~~ U
1,3-Dichlorobenzene	1.3	~~0.17 J~~ U	7.7	~~1.0 J~~ U
1,4-Dichlorobenzene	1.3	~~0.24 J~~ U	7.7	~~1.4 J~~ U
1,2,4-Trichlorobenzene	5.1	~~0.77 J~~ U	38	~~5.7 J~~ U
Butane	5.1	29	12	69
Isopentane	5.1	10	15	30

eurofins | Air Toxics

Summary of Detected Compounds
EPA METHOD TO-15 GC/MS FULL SCAN

Client Sample ID: VMP-52-30-020413

Lab ID#: 1302083A-14A

Compound	Rpt. Limit (ppbv)	Amount (ppbv)	Rpt. Limit (ug/m3)	Amount (ug/m3)
Freon 12	1.4	0.49 J	6.9	2.4 J
Freon 11	1.4	0.38 J	7.9	2.1 J
Acetone	14	37	33	88
Carbon Disulfide	5.6	~~2.3 J~~ U	18	~~7.1 J~~ U
Hexane	1.4	3.1	5.0	11
Cyclohexane	1.4	6.7	4.8	23
2,2,4-Trimethylpentane	1.4	120	6.6	580
Benzene	1.4	0.52 J	4.5	1.7 J
Heptane	1.4	0.32 J	5.8	1.3 J
Toluene	1.4	~~0.25 J~~ U	5.3	~~0.96 J~~ U
Tetrachloroethene	1.4	~~0.19 J~~ U	9.5	~~1.3 J~~ U
1,2,4-Trichlorobenzene	5.6	~~0.58 J~~ U	42	~~4.3 J~~ U
Butane	5.6	34	13	82
Isopentane	5.6	14	16	43

Client Sample ID: VMP-51-30-020413

Lab ID#: 1302083A-15A

Compound	Rpt. Limit (ppbv)	Amount (ppbv)	Rpt. Limit (ug/m3)	Amount (ug/m3)
Freon 12	1.4	0.40 J	7.1	2.0 J
Freon 11	1.4	~~0.25 J~~ U	8.1	~~1.4 J~~ U
Ethanol	5.8	1.2 J	11	2.3 J
Acetone	14	2.6 J	34	6.2 J
2-Propanol	5.8	0.64 J	14	1.6 J
Carbon Disulfide	5.8	~~1.3 J~~ U	18	~~4.1 J~~ U
Hexane	1.4	1.5	5.1	5.2
Chloroform	1.4	3.2	7.0	16
Cyclohexane	1.4	1.4	5.0	4.9
2,2,4-Trimethylpentane	1.4	0.88 J	6.8	4.1 J
Benzene	1.4	18	4.6	56
Heptane	1.4	0.62 J	5.9	2.6 J
Toluene	1.4	~~0.22 J~~ U	5.4	~~0.82 J~~ U
Tetrachloroethene	1.4	~~0.28 J~~ U	9.8	~~1.9 J~~ U

eurofins | Air Toxics

Summary of Detected Compounds
EPA METHOD TO-15 GC/MS FULL SCAN

Client Sample ID: VMP-51-30-020413

Lab ID#: 1302083A-15A

1,2,4-Trichlorobenzene	5.8	~~0.48 J~~ U	43	~~3.6 J~~ U
Butane	5.8	3.0 J	14	7.1 J
Isopentane	5.8	5.5 J	17	16 J

Client Sample ID: VMP-51-30-020413-DUP

Lab ID#: 1302083A-16A

Compound	Rpt. Limit (ppbv)	Amount (ppbv)	Rpt. Limit (ug/m3)	Amount (ug/m3)
Freon 12	1.4	0.44 J	6.9	2.2 J
Freon 11	1.4	~~0.30 J~~ U	7.9	~~1.7 J~~ U
Ethanol	5.6	1.1 J	10	2.1 J
Acetone	14	4.2 J	33	10 J
2-Propanol	5.6	1.2 J	14	3.1 J
Carbon Disulfide	5.6	~~1.2 J~~ U	18	~~3.9 J~~ U
Hexane	1.4	2.0	5.0	7.0
Chloroform	1.4	3.0	6.9	15
Cyclohexane	1.4	2.5	4.8	8.7
2,2,4-Trimethylpentane	1.4	1.2 J	6.6	5.4 J
Benzene	1.4	28	4.5	91
Heptane	1.4	0.92 J	5.8	3.8 J
Toluene	1.4	~~0.35 J~~ U	5.3	~~1.3 J~~ U
Tetrachloroethene	1.4	~~0.31 J~~ U	9.5	~~2.1 J~~ U
Butane	5.6	4.9 J	13	12 J
Isopentane	5.6	11	16	32

Client Sample ID: VMP-51-30-020413-DUP Lab Duplicate

Lab ID#: 1302083A-16AA

Compound	Rpt. Limit (ppbv)	Amount (ppbv)	Rpt. Limit (ug/m3)	Amount (ug/m3)
Freon 12	1.4	0.40 J	6.9	2.0 J
Freon 11	1.4	~~0.28 J~~ U	7.9	~~1.6 J~~ U
Ethanol	5.6	2.2 J	10	4.2 J
Acetone	14	4.6 J	33	11 J
2-Propanol	5.6	1.4 J	14	3.5 J

eurofins | Air Toxics

Summary of Detected Compounds
EPA METHOD TO-15 GC/MS FULL SCAN

Client Sample ID: VMP-51-30-020413-DUP Lab Duplicate

Lab ID#: 1302083A-16AA

Carbon Disulfide	5.6	~~1.2 J~~ U	18	~~3.8 J~~ U
Methylene Chloride	14	~~0.19 J~~ U	49	~~0.65 J~~ U
Hexane	1.4	2.3	5.0	8.0
Chloroform	1.4	3.1	6.9	15
Cyclohexane	1.4	2.6	4.8	8.8
2,2,4-Trimethylpentane	1.4	1.4	6.6	6.4
Benzene	1.4	29	4.5	94
Heptane	1.4	0.98 J	5.8	4.0 J
Toluene	1.4	~~0.35 J~~ U	5.3	~~1.3 J~~ U
Tetrachloroethene	1.4	~~0.29 J~~ U	9.5	~~2.0 J~~ U
Butane	5.6	5.7	13	14
Isopentane	5.6	11	16	33

eurofins | Air Toxics

Client Sample ID: VMP-48-5-020113

Lab ID#: 1302083A-01A

EPA METHOD TO-15 GC/MS FULL SCAN

File Name:	**p021309**	**Date of Collection:**	**2/1/13 11:20:00 AM**
Dil. Factor:	**2.57**	**Date of Analysis:**	**2/13/13 03:39 PM**

Compound	Rpt. Limit (ppbv)	Amount (ppbv)	Rpt. Limit (ug/m3)	Amount (ug/m3)
Freon 12	1.3	0.38 J	6.4	1.9 J
Freon 114	1.3	Not Detected	9.0	Not Detected
Chloromethane	13	Not Detected	26	Not Detected
Vinyl Chloride	1.3	Not Detected	3.3	Not Detected
1,3-Butadiene	1.3	Not Detected	2.8	Not Detected
Bromomethane	13	Not Detected	50	Not Detected
Chloroethane	5.1	Not Detected	14	Not Detected
Freon 11	1.3	0.17 J	7.2	0.96 J
Ethanol	5.1	2.4 J	9.7	4.6 J
Freon 113	1.3	Not Detected	9.8	Not Detected
1,1-Dichloroethene	1.3	Not Detected	5.1	Not Detected
Acetone	13	4.4 J	30	10 J
2-Propanol	5.1	0.70 J	13	1.7 J
Carbon Disulfide	5.1	~~1.4 J~~ U	16	~~4.3 J~~ U
3-Chloropropene	5.1	Not Detected	16	Not Detected
Methylene Chloride	13	~~0.17 J~~ U	45	~~0.58 J~~ U
Methyl tert-butyl ether	1.3	Not Detected	4.6	Not Detected
trans-1,2-Dichloroethene	1.3	Not Detected	5.1	Not Detected
Hexane	1.3	Not Detected	4.5	Not Detected
1,1-Dichloroethane	1.3	Not Detected	5.2	Not Detected
2-Butanone (Methyl Ethyl Ketone)	5.1	Not Detected	15	Not Detected
cis-1,2-Dichloroethene	1.3	Not Detected	5.1	Not Detected
Tetrahydrofuran	1.3	Not Detected	3.8	Not Detected
Chloroform	1.3	Not Detected	6.3	Not Detected
1,1,1-Trichloroethane	1.3	Not Detected	7.0	Not Detected
Cyclohexane	1.3	Not Detected	4.4	Not Detected
Carbon Tetrachloride	1.3	Not Detected	8.1	Not Detected
2,2,4-Trimethylpentane	1.3	0.74 J	6.0	3.4 J
Benzene	1.3	1.5	4.1	4.8
1,2-Dichloroethane	1.3	Not Detected	5.2	Not Detected
Heptane	1.3	Not Detected	5.3	Not Detected
Trichloroethene	1.3	Not Detected	6.9	Not Detected
1,2-Dichloropropane	1.3	Not Detected	5.9	Not Detected
1,4-Dioxane	5.1	Not Detected	18	Not Detected
Bromodichloromethane	1.3	Not Detected	8.6	Not Detected
cis-1,3-Dichloropropene	1.3	Not Detected	5.8	Not Detected
4-Methyl-2-pentanone	1.3	Not Detected	5.3	Not Detected
Toluene	1.3	~~0.10 J~~ U	4.8	~~0.38 J~~ U
trans-1,3-Dichloropropene	1.3	Not Detected	5.8	Not Detected
1,1,2-Trichloroethane	1.3	Not Detected	7.0	Not Detected
Tetrachloroethene	1.3	~~0.21 J~~ U	8.7	~~1.4 J~~ U
2-Hexanone	5.1	Not Detected	21	Not Detected

eurofins | Air Toxics

Client Sample ID: VMP-48-5-020113

Lab ID#: 1302083A-01A

EPA METHOD TO-15 GC/MS FULL SCAN

File Name:	**p021309**	**Date of Collection:**	**2/1/13 11:20:00 AM**
Dil. Factor:	**2.57**	**Date of Analysis:**	**2/13/13 03:39 PM**

Compound	Rpt. Limit (ppbv)	Amount (ppbv)	Rpt. Limit (ug/m3)	Amount (ug/m3)
Dibromochloromethane	1.3	Not Detected	11	Not Detected
1,2-Dibromoethane (EDB)	1.3	Not Detected	9.9	Not Detected
Chlorobenzene	1.3	Not Detected	5.9	Not Detected
Ethyl Benzene	1.3	Not Detected	5.6	Not Detected
m,p-Xylene	1.3	Not Detected	5.6	Not Detected
o-Xylene	1.3	Not Detected	5.6	Not Detected
Styrene	1.3	Not Detected	5.5	Not Detected
Bromoform	1.3	Not Detected	13	Not Detected
Cumene	1.3	Not Detected	6.3	Not Detected
1,1,2,2-Tetrachloroethane	1.3	Not Detected	8.8	Not Detected
Propylbenzene	1.3	Not Detected	6.3	Not Detected
4-Ethyltoluene	1.3	~~0.11 J~~ U	6.3	~~0.53 J~~ U
1,3,5-Trimethylbenzene	1.3	Not Detected	6.3	Not Detected
1,2,4-Trimethylbenzene	1.3	Not Detected	6.3	Not Detected
1,3-Dichlorobenzene	1.3	Not Detected	7.7	Not Detected
1,4-Dichlorobenzene	1.3	Not Detected	7.7	Not Detected
alpha-Chlorotoluene	1.3	Not Detected	6.6	Not Detected
1,2-Dichlorobenzene	1.3	Not Detected	7.7	Not Detected
1,2,4-Trichlorobenzene	5.1	~~0.41 J~~ U	38	~~3.1 J~~ U
Hexachlorobutadiene	5.1	Not Detected	55	Not Detected
Butane	5.1	4.9 J	12	12 J
Isopentane	5.1	0.87 J	15	2.6 J

J = Estimated value.

Container Type: 1 Liter Summa Canister

Surrogates	%Recovery	Method Limits
Toluene-d8	97	70-130
1,2-Dichloroethane-d4	82	70-130
4-Bromofluorobenzene	99	70-130

eurofins | Air Toxics

Client Sample ID: VMP-48-10-020113

Lab ID#: 1302083A-02A

EPA METHOD TO-15 GC/MS FULL SCAN

File Name:	**p021311**	**Date of Collection: 2/1/13 1:43:00 PM**	
Dil. Factor:	**2.66**	**Date of Analysis: 2/13/13 04:48 PM**	

Compound	Rpt. Limit (ppbv)	Amount (ppbv)	Rpt. Limit (ug/m3)	Amount (ug/m3)
Freon 12	1.3	0.49 J	6.6	2.4 J
Freon 114	1.3	Not Detected	9.3	Not Detected
Chloromethane	13	Not Detected	27	Not Detected
Vinyl Chloride	1.3	Not Detected	3.4	Not Detected
1,3-Butadiene	1.3	Not Detected	2.9	Not Detected
Bromomethane	13	Not Detected	52	Not Detected
Chloroethane	5.3	Not Detected	14	Not Detected
Freon 11	1.3	0.33 J	7.5	1.8 J
Ethanol	5.3	2.8 J	10	5.3 J
Freon 113	1.3	Not Detected	10	Not Detected
1,1-Dichloroethene	1.3	Not Detected	5.3	Not Detected
Acetone	13	4.4 J	32	10 J
2-Propanol	5.3	4.4 J	13	11 J
Carbon Disulfide	5.3	~~0.89 J~~ U	16	~~2.8 J~~ U
3-Chloropropene	5.3	Not Detected	17	Not Detected
Methylene Chloride	13	~~0.17 J~~ U	46	~~0.60 J~~ U
Methyl tert-butyl ether	1.3	Not Detected	4.8	Not Detected
trans-1,2-Dichloroethene	1.3	Not Detected	5.3	Not Detected
Hexane	1.3	0.25 J	4.7	0.89 J
1,1-Dichloroethane	1.3	Not Detected	5.4	Not Detected
2-Butanone (Methyl Ethyl Ketone)	5.3	Not Detected	16	Not Detected
cis-1,2-Dichloroethene	1.3	Not Detected	5.3	Not Detected
Tetrahydrofuran	1.3	Not Detected	3.9	Not Detected
Chloroform	1.3	0.29 J	6.5	1.4 J
1,1,1-Trichloroethane	1.3	Not Detected	7.2	Not Detected
Cyclohexane	1.3	Not Detected	4.6	Not Detected
Carbon Tetrachloride	1.3	Not Detected	8.4	Not Detected
2,2,4-Trimethylpentane	1.3	Not Detected	6.2	Not Detected
Benzene	1.3	2.7	4.2	8.7
1,2-Dichloroethane	1.3	Not Detected	5.4	Not Detected
Heptane	1.3	Not Detected	5.4	Not Detected
Trichloroethene	1.3	Not Detected	7.1	Not Detected
1,2-Dichloropropane	1.3	Not Detected	6.1	Not Detected
1,4-Dioxane	5.3	Not Detected	19	Not Detected
Bromodichloromethane	1.3	Not Detected	8.9	Not Detected
cis-1,3-Dichloropropene	1.3	Not Detected	6.0	Not Detected
4-Methyl-2-pentanone	1.3	Not Detected	5.4	Not Detected
Toluene	1.3	~~0.19 J~~ U	5.0	~~0.73 J~~ U
trans-1,3-Dichloropropene	1.3	Not Detected	6.0	Not Detected
1,1,2-Trichloroethane	1.3	Not Detected	7.2	Not Detected
Tetrachloroethene	1.3	~~0.27 J~~ U	9.0	~~1.8 J~~ U
2-Hexanone	5.3	Not Detected	22	Not Detected

eurofins | Air Toxics

Client Sample ID: VMP-48-10-020113

Lab ID#: 1302083A-02A

EPA METHOD TO-15 GC/MS FULL SCAN

File Name:	**p021311**	**Date of Collection:**	**2/1/13 1:43:00 PM**
Dil. Factor:	**2.66**	**Date of Analysis:**	**2/13/13 04:48 PM**

Compound	Rpt. Limit (ppbv)	Amount (ppbv)	Rpt. Limit (ug/m3)	Amount (ug/m3)
Dibromochloromethane	1.3	Not Detected	11	Not Detected
1,2-Dibromoethane (EDB)	1.3	Not Detected	10	Not Detected
Chlorobenzene	1.3	Not Detected	6.1	Not Detected
Ethyl Benzene	1.3	Not Detected	5.8	Not Detected
m,p-Xylene	1.3	Not Detected	5.8	Not Detected
o-Xylene	1.3	Not Detected	5.8	Not Detected
Styrene	1.3	Not Detected	5.7	Not Detected
Bromoform	1.3	Not Detected	14	Not Detected
Cumene	1.3	Not Detected	6.5	Not Detected
1,1,2,2-Tetrachloroethane	1.3	Not Detected	9.1	Not Detected
Propylbenzene	1.3	Not Detected	6.5	Not Detected
4-Ethyltoluene	1.3	Not Detected	6.5	Not Detected
1,3,5-Trimethylbenzene	1.3	Not Detected	6.5	Not Detected
1,2,4-Trimethylbenzene	1.3	Not Detected	6.5	Not Detected
1,3-Dichlorobenzene	1.3	Not Detected	8.0	Not Detected
1,4-Dichlorobenzene	1.3	Not Detected	8.0	Not Detected
alpha-Chlorotoluene	1.3	Not Detected	6.9	Not Detected
1,2-Dichlorobenzene	1.3	Not Detected	8.0	Not Detected
1,2,4-Trichlorobenzene	5.3	Not Detected	39	Not Detected
Hexachlorobutadiene	5.3	Not Detected	57	Not Detected
Butane	5.3	Not Detected	13	Not Detected
Isopentane	5.3	0.94 J	16	2.8 J

J = Estimated value.

Container Type: 1 Liter Summa Canister

Surrogates	%Recovery	Method Limits
Toluene-d8	96	70-130
1,2-Dichloroethane-d4	83	70-130
4-Bromofluorobenzene	99	70-130

eurofins | Air Toxics

Client Sample ID: VMP-48-20-020113

Lab ID#: 1302083A-03A

EPA METHOD TO-15 GC/MS FULL SCAN

File Name:	**p021312**	**Date of Collection:**	**2/1/13 2:35:00 PM**
Dil. Factor:	**2.55**	**Date of Analysis:**	**2/13/13 05:25 PM**

Compound	Rpt. Limit (ppbv)	Amount (ppbv)	Rpt. Limit (ug/m3)	Amount (ug/m3)
Freon 12	1.3	0.43 J	6.3	2.1 J
Freon 114	1.3	Not Detected	8.9	Not Detected
Chloromethane	13	Not Detected	26	Not Detected
Vinyl Chloride	1.3	Not Detected	3.2	Not Detected
1,3-Butadiene	1.3	Not Detected	2.8	Not Detected
Bromomethane	13	Not Detected	50	Not Detected
Chloroethane	5.1	Not Detected	13	Not Detected
Freon 11	1.3	0.36 J	7.2	2.0 J
Ethanol	5.1	3.6 J	9.6	6.8 J
Freon 113	1.3	Not Detected	9.8	Not Detected
1,1-Dichloroethene	1.3	Not Detected	5.0	Not Detected
Acetone	13	5.5 J	30	13 J
2-Propanol	5.1	0.84 J	12	2.0 J
Carbon Disulfide	5.1	~~1.1 J~~ U	16	~~3.3 J~~ U
3-Chloropropene	5.1	Not Detected	16	Not Detected
Methylene Chloride	13	Not Detected	44	Not Detected
Methyl tert-butyl ether	1.3	Not Detected	4.6	Not Detected
trans-1,2-Dichloroethene	1.3	Not Detected	5.0	Not Detected
Hexane	1.3	0.51 J	4.5	1.8 J
1,1-Dichloroethane	1.3	Not Detected	5.2	Not Detected
2-Butanone (Methyl Ethyl Ketone)	5.1	0.89 J	15	2.6 J
cis-1,2-Dichloroethene	1.3	Not Detected	5.0	Not Detected
Tetrahydrofuran	1.3	Not Detected	3.8	Not Detected
Chloroform	1.3	Not Detected	6.2	Not Detected
1,1,1-Trichloroethane	1.3	Not Detected	7.0	Not Detected
Cyclohexane	1.3	Not Detected	4.4	Not Detected
Carbon Tetrachloride	1.3	Not Detected	8.0	Not Detected
2,2,4-Trimethylpentane	1.3	0.28 J	6.0	1.3 J
Benzene	1.3	0.61 J	4.1	2.0 J
1,2-Dichloroethane	1.3	Not Detected	5.2	Not Detected
Heptane	1.3	Not Detected	5.2	Not Detected
Trichloroethene	1.3	Not Detected	6.8	Not Detected
1,2-Dichloropropane	1.3	Not Detected	5.9	Not Detected
1,4-Dioxane	5.1	Not Detected	18	Not Detected
Bromodichloromethane	1.3	Not Detected	8.5	Not Detected
cis-1,3-Dichloropropene	1.3	Not Detected	5.8	Not Detected
4-Methyl-2-pentanone	1.3	Not Detected U	5.2	Not Detected
Toluene	1.3	~~0.14 J~~	4.8	~~0.52 J~~ U
trans-1,3-Dichloropropene	1.3	Not Detected	5.8	Not Detected
1,1,2-Trichloroethane	1.3	Not Detected	7.0	Not Detected
Tetrachloroethene	1.3	~~0.19 J~~ U	8.6	~~1.3 J~~ U
2-Hexanone	5.1	Not Detected	21	Not Detected

eurofins | Air Toxics

Client Sample ID: VMP-48-20-020113

Lab ID#: 1302083A-03A

EPA METHOD TO-15 GC/MS FULL SCAN

File Name:	**p021312**	**Date of Collection: 2/1/13 2:35:00 PM**	
Dil. Factor:	**2.55**	**Date of Analysis: 2/13/13 05:25 PM**	

Compound	Rpt. Limit (ppbv)	Amount (ppbv)	Rpt. Limit (ug/m3)	Amount (ug/m3)
Dibromochloromethane	1.3	Not Detected	11	Not Detected
1,2-Dibromoethane (EDB)	1.3	Not Detected	9.8	Not Detected
Chlorobenzene	1.3	Not Detected	5.9	Not Detected
Ethyl Benzene	1.3	Not Detected	5.5	Not Detected
m,p-Xylene	1.3	Not Detected	5.5	Not Detected
o-Xylene	1.3	Not Detected	5.5	Not Detected
Styrene	1.3	Not Detected	5.4	Not Detected
Bromoform	1.3	Not Detected	13	Not Detected
Cumene	1.3	Not Detected	6.3	Not Detected
1,1,2,2-Tetrachloroethane	1.3	Not Detected	8.8	Not Detected
Propylbenzene	1.3	Not Detected	6.3	Not Detected
4-Ethyltoluene	1.3	Not Detected	6.3	Not Detected
1,3,5-Trimethylbenzene	1.3	Not Detected	6.3	Not Detected
1,2,4-Trimethylbenzene	1.3	Not Detected	6.3	Not Detected
1,3-Dichlorobenzene	1.3	Not Detected	7.7	Not Detected
1,4-Dichlorobenzene	1.3	Not Detected	7.7	Not Detected
alpha-Chlorotoluene	1.3	Not Detected	6.6	Not Detected
1,2-Dichlorobenzene	1.3	Not Detected	7.7	Not Detected
1,2,4-Trichlorobenzene	5.1	Not Detected	38	Not Detected
Hexachlorobutadiene	5.1	Not Detected	54	Not Detected
Butane	5.1	39	12	92
Isopentane	5.1	7.4	15	22

J = Estimated value.

Container Type: 1 Liter Summa Canister

Surrogates	%Recovery	Method Limits
Toluene-d8	97	70-130
1,2-Dichloroethane-d4	82	70-130
4-Bromofluorobenzene	97	70-130

eurofins | Air Toxics

* USE THIS RESULT ONLY. ALL OTHER RESULTS REPORTED FROM THE 2.61x DILUTION ANALYSIS

Client Sample ID: VMP-48-30-020113
Lab ID#: 1302083A-04A

EPA METHOD TO-15 GC/MS FULL SCAN

File Name:	**p021318**	**Date of Collection:**	**2/1/13 3:31:00 PM**
Dil. Factor:	**10.4**	**Date of Analysis:**	**2/13/13 09:17 PM**

Compound	Rpt. Limit (ppbv)	Amount (ppbv)	Rpt. Limit (ug/m3)	Amount (ug/m3)
Freon 12	5.2	Not Detected	26	Not Detected
Freon 114	5.2	Not Detected	36	Not Detected
Chloromethane	52	Not Detected	110	Not Detected
Vinyl Chloride	5.2	Not Detected	13	Not Detected
1,3-Butadiene	5.2	Not Detected	12	Not Detected
Bromomethane	52	Not Detected	200	Not Detected
Chloroethane	21	Not Detected	55	Not Detected
Freon 11	5.2	2.9 J	29	16 J
Ethanol	21	Not Detected	39	Not Detected
Freon 113	5.2	Not Detected	40	Not Detected
1,1-Dichloroethene	5.2	Not Detected	21	Not Detected
Acetone	52	Not Detected	120	Not Detected
2-Propanol	21	Not Detected	51	Not Detected
Carbon Disulfide	21	8.8 J	65	28 J
3-Chloropropene	21	Not Detected	65	Not Detected
Methylene Chloride	52	Not Detected	180	Not Detected
Methyl tert-butyl ether	5.2	Not Detected	19	Not Detected
trans-1,2-Dichloroethene	5.2	Not Detected	21	Not Detected
Hexane	5.2	4.2 J	18	15 J
1,1-Dichloroethane	5.2	Not Detected	21	Not Detected
2-Butanone (Methyl Ethyl Ketone)	21	Not Detected	61	Not Detected
cis-1,2-Dichloroethene	5.2	Not Detected	21	Not Detected
Tetrahydrofuran	5.2	Not Detected	15	Not Detected
Chloroform	5.2	Not Detected	25	Not Detected
1,1,1-Trichloroethane	5.2	Not Detected	28	Not Detected
Cyclohexane	5.2	Not Detected	18	Not Detected
Carbon Tetrachloride	5.2	Not Detected	33	Not Detected
* 2,2,4-Trimethylpentane	5.2	1200	24	5400
Benzene	5.2	30	17	97
1,2-Dichloroethane	5.2	Not Detected	21	Not Detected
Heptane	5.2	2.6 J	21	11 J
Trichloroethene	5.2	Not Detected	28	Not Detected
1,2-Dichloropropane	5.2	Not Detected	24	Not Detected
1,4-Dioxane	21	Not Detected	75	Not Detected
Bromodichloromethane	5.2	Not Detected	35	Not Detected
cis-1,3-Dichloropropene	5.2	Not Detected	24	Not Detected
4-Methyl-2-pentanone	5.2	Not Detected	21	Not Detected
Toluene	5.2	1.4 J	20	5.1 J
trans-1,3-Dichloropropene	5.2	Not Detected	24	Not Detected
1,1,2-Trichloroethane	5.2	Not Detected	28	Not Detected
Tetrachloroethene	5.2	3.4 J	35	23 J
2-Hexanone	21	Not Detected	85	Not Detected

eurofins | Air Toxics

Client Sample ID: VMP-48-30-020113

Lab ID#: 1302083A-04A

EPA METHOD TO-15 GC/MS FULL SCAN

File Name:	**p021318**	**Date of Collection: 2/1/13 3:31:00 PM**	
Dil. Factor:	**10.4**	**Date of Analysis: 2/13/13 09:17 PM**	

Compound	Rpt. Limit (ppbv)	Amount (ppbv)	Rpt. Limit (ug/m3)	Amount (ug/m3)
Dibromochloromethane	5.2	Not Detected	44	Not Detected
1,2-Dibromoethane (EDB)	5.2	Not Detected	40	Not Detected
Chlorobenzene	5.2	Not Detected	24	Not Detected
Ethyl Benzene	5.2	Not Detected	22	Not Detected
m,p-Xylene	5.2	2.2 J	22	9.4 J
o-Xylene	5.2	Not Detected	22	Not Detected
Styrene	5.2	Not Detected	22	Not Detected
Bromoform	5.2	Not Detected	54	Not Detected
Cumene	5.2	Not Detected	26	Not Detected
1,1,2,2-Tetrachloroethane	5.2	Not Detected	36	Not Detected
Propylbenzene	5.2	Not Detected	26	Not Detected
4-Ethyltoluene	5.2	2.2 J	26	11 J
1,3,5-Trimethylbenzene	5.2	4.2 J	26	20 J
1,2,4-Trimethylbenzene	5.2	1.7 J	26	8.5 J
1,3-Dichlorobenzene	5.2	Not Detected	31	Not Detected
1,4-Dichlorobenzene	5.2	Not Detected	31	Not Detected
alpha-Chlorotoluene	5.2	Not Detected	27	Not Detected
1,2-Dichlorobenzene	5.2	Not Detected	31	Not Detected
1,2,4-Trichlorobenzene	21	Not Detected	150	Not Detected
Hexachlorobutadiene	21	Not Detected	220	Not Detected
Butane	21	150	49	350
Isopentane	21	71	61	210

J = Estimated value.

Container Type: 1 Liter Summa Canister

Surrogates	%Recovery	Method Limits
Toluene-d8	100	70-130
1,2-Dichloroethane-d4	90	70-130
4-Bromofluorobenzene	95	70-130

eurofins | Air Toxics

Client Sample ID: VMP-48-30-020113 * DO NOT USE THIS DATA. USE ALL OTHER DATA.

Lab ID#: 1302083A-04B

EPA METHOD TO-15 GC/MS FULL SCAN

File Name:	**p021313**	**Date of Collection:**	**2/1/13 3:31:00 PM**
Dil. Factor:	**2.61**	**Date of Analysis:**	**2/13/13 06:01 PM**

Compound	Rpt. Limit (ppbv)	Amount (ppbv)	Rpt. Limit (ug/m3)	Amount (ug/m3)
Freon 12	1.3	0.62 J J	6.4	3.1 J J
Freon 114	1.3	Not Detected	9.1	Not Detected
Chloromethane	13	Not Detected	27	Not Detected
Vinyl Chloride	1.3	Not Detected	3.3	Not Detected
1,3-Butadiene	1.3	Not Detected	2.9	Not Detected
Bromomethane	13	Not Detected	51	Not Detected
Chloroethane	5.2	Not Detected	14	Not Detected
Freon 11	1.3	2.8	7.3	16
Ethanol	5.2	Not Detected	9.8	Not Detected
Freon 113	1.3	Not Detected	10	Not Detected
1,1-Dichloroethene	1.3	Not Detected	5.2	Not Detected
Acetone	13	2.5 J J	31	5.9 J J
2-Propanol	5.2	0.63 J J	13	1.5 J J
Carbon Disulfide	5.2	7.7	16	24
3-Chloropropene	5.2	Not Detected	16	Not Detected
Methylene Chloride	13	Not Detected	45	Not Detected
Methyl tert-butyl ether	1.3	Not Detected	4.7	Not Detected
trans-1,2-Dichloroethene	1.3	Not Detected	5.2	Not Detected
Hexane	1.3	4.3	4.6	15
1,1-Dichloroethane	1.3	Not Detected	5.3	Not Detected
2-Butanone (Methyl Ethyl Ketone)	5.2	Not Detected	15	Not Detected
cis-1,2-Dichloroethene	1.3	Not Detected	5.2	Not Detected
Tetrahydrofuran	1.3	Not Detected	3.8	Not Detected
Chloroform	1.3	Not Detected	6.4	Not Detected
1,1,1-Trichloroethane	1.3	Not Detected	7.1	Not Detected
Cyclohexane	1.3	Not Detected	4.5	Not Detected
Carbon Tetrachloride	1.3	Not Detected	8.2	Not Detected
* ~~2,2,4-Trimethylpentane~~	~~1.3~~	~~1200 E~~	~~6.1~~	~~5400 E~~
Benzene	1.3	30	4.2	97
1,2-Dichloroethane	1.3	Not Detected	5.3	Not Detected
Heptane	1.3	2.5	5.3	10
Trichloroethene	1.3	Not Detected	7.0	Not Detected
1,2-Dichloropropane	1.3	Not Detected	6.0	Not Detected
1,4-Dioxane	5.2	Not Detected	19	Not Detected
Bromodichloromethane	1.3	Not Detected	8.7	Not Detected
cis-1,3-Dichloropropene	1.3	Not Detected	5.9	Not Detected
4-Methyl-2-pentanone	1.3	Not Detected	5.3	Not Detected
Toluene	1.3	1.3	4.9	5.0
trans-1,3-Dichloropropene	1.3	Not Detected	5.9	Not Detected
1,1,2-Trichloroethane	1.3	Not Detected	7.1	Not Detected
Tetrachloroethene	1.3	Not Detected	8.8	Not Detected
2-Hexanone	5.2	Not Detected	21	Not Detected

eurofins | Air Toxics

Client Sample ID: VMP-48-30-020113-DUP

Lab ID#: 1302083A-05A

EPA METHOD TO-15 GC/MS FULL SCAN

File Name:	**p021319**	**Date of Collection:**	**2/1/13 3:31:00 PM**
Dil. Factor:	**10.4**	**Date of Analysis:**	**2/13/13 09:37 PM**

Compound	Rpt. Limit (ppbv)	Amount (ppbv)	Rpt. Limit (ug/m3)	Amount (ug/m3)
Freon 12	5.2	Not Detected UJ	26	Not Detected UJ
Freon 114	5.2	Not Detected	36	Not Detected
Chloromethane	52	Not Detected	110	Not Detected
Vinyl Chloride	5.2	Not Detected	13	Not Detected
1,3-Butadiene	5.2	Not Detected	12	Not Detected
Bromomethane	52	Not Detected	200	Not Detected
Chloroethane	21	Not Detected	55	Not Detected
Freon 11	5.2	3.0 J	29	17 J
Ethanol	21	Not Detected	39	Not Detected
Freon 113	5.2	Not Detected	40	Not Detected
1,1-Dichloroethene	5.2	Not Detected	21	Not Detected
Acetone	52	Not Detected UJ	120	Not Detected UJ
2-Propanol	21	Not Detected UJ	51	Not Detected UJ
Carbon Disulfide	21	8.8 J	65	27 J
3-Chloropropene	21	Not Detected	65	Not Detected
Methylene Chloride	52	Not Detected	180	Not Detected
Methyl tert-butyl ether	5.2	Not Detected	19	Not Detected
trans-1,2-Dichloroethene	5.2	Not Detected	21	Not Detected
Hexane	5.2	4.8 J	18	17 J
1,1-Dichloroethane	5.2	Not Detected	21	Not Detected
2-Butanone (Methyl Ethyl Ketone)	21	Not Detected	61	Not Detected
cis-1,2-Dichloroethene	5.2	Not Detected	21	Not Detected
Tetrahydrofuran	5.2	Not Detected	15	Not Detected
Chloroform	5.2	Not Detected	25	Not Detected
1,1,1-Trichloroethane	5.2	Not Detected	28	Not Detected
Cyclohexane	5.2	Not Detected	18	Not Detected
Carbon Tetrachloride	5.2	Not Detected	33	Not Detected
2,2,4-Trimethylpentane	5.2	1200	24	5500
Benzene	5.2	37	17	120
1,2-Dichloroethane	5.2	Not Detected	21	Not Detected
Heptane	5.2	2.1 J	21	8.7 J
Trichloroethene	5.2	Not Detected	28	Not Detected
1,2-Dichloropropane	5.2	Not Detected	24	Not Detected
1,4-Dioxane	21	Not Detected	75	Not Detected
Bromodichloromethane	5.2	Not Detected	35	Not Detected
cis-1,3-Dichloropropene	5.2	Not Detected	24	Not Detected
4-Methyl-2-pentanone	5.2	Not Detected	21	Not Detected
Toluene	5.2	1.4 J	20	5.4 J
trans-1,3-Dichloropropene	5.2	Not Detected	24	Not Detected
1,1,2-Trichloroethane	5.2	Not Detected	28	Not Detected
Tetrachloroethene	5.2	1.2 J	35	8.4 J
2-Hexanone	21	Not Detected	85	Not Detected

eurofins | Air Toxics

Client Sample ID: VMP-48-30-020113

Lab ID#: 1302083A-04B

EPA METHOD TO-15 GC/MS FULL SCAN

File Name:	**p021313**	**Date of Collection: 2/1/13 3:31:00 PM**	
Dil. Factor:	**2.61**	**Date of Analysis: 2/13/13 06:01 PM**	

Compound	Rpt. Limit (ppbv)	Amount (ppbv)	Rpt. Limit (ug/m3)	Amount (ug/m3)
Dibromochloromethane	1.3	Not Detected	11	Not Detected
1,2-Dibromoethane (EDB)	1.3	Not Detected	10	Not Detected
Chlorobenzene	1.3	Not Detected	6.0	Not Detected
Ethyl Benzene	1.3	0.48 J	5.7	2.1 J
m,p-Xylene	1.3	2.3	5.7	10
o-Xylene	1.3	0.56 J	5.7	2.4 J
Styrene	1.3	Not Detected	5.6	Not Detected
Bromoform	1.3	Not Detected	13	Not Detected
Cumene	1.3	~~0.18 J~~	6.4	~~0.88 J~~
1,1,2,2-Tetrachloroethane	1.3	Not Detected	9.0	Not Detected
Propylbenzene	1.3	~~0.22 J~~	6.4	~~1.1 J~~
4-Ethyltoluene	1.3	2.4	6.4	12
1,3,5-Trimethylbenzene	1.3	5.0	6.4	24
1,2,4-Trimethylbenzene	1.3	2.2	6.4	11
1,3-Dichlorobenzene	1.3	Not Detected	7.8	Not Detected
1,4-Dichlorobenzene	1.3	Not Detected	7.8	Not Detected
alpha-Chlorotoluene	1.3	Not Detected	6.8	Not Detected
1,2-Dichlorobenzene	1.3	Not Detected	7.8	Not Detected
1,2,4-Trichlorobenzene	5.2	Not Detected	39	Not Detected
Hexachlorobutadiene	5.2	Not Detected	56	Not Detected
Butane	5.2	130	12	300
Isopentane	5.2	73	15	220

J = Estimated value.
E = Exceeds instrument calibration range.
Container Type: 1 Liter Summa Canister

Surrogates	%Recovery	Method Limits
Toluene-d8	101	70-130
1,2-Dichloroethane-d4	102	70-130
4-Bromofluorobenzene	96	70-130

eurofins | Air Toxics

Client Sample ID: VMP-48-30-020113-DUP

Lab ID#: 1302083A-05A

EPA METHOD TO-15 GC/MS FULL SCAN

File Name:	**p021319**	**Date of Collection:**	**2/1/13 3:31:00 PM**
Dil. Factor:	**10.4**	**Date of Analysis:**	**2/13/13 09:37 PM**

Compound	Rpt. Limit (ppbv)	Amount (ppbv)	Rpt. Limit (ug/m3)	Amount (ug/m3)
Dibromochloromethane	5.2	Not Detected	44	Not Detected
1,2-Dibromoethane (EDB)	5.2	Not Detected	40	Not Detected
Chlorobenzene	5.2	Not Detected	24	Not Detected
Ethyl Benzene	5.2	Not Detected UJ	22	Not Detected UJ
m,p-Xylene	5.2	2.2 J	22	9.4 J
o-Xylene	5.2	Not Detected UJ	22	Not Detected UJ
Styrene	5.2	Not Detected	22	Not Detected
Bromoform	5.2	Not Detected	54	Not Detected
Cumene	5.2	Not Detected	26	Not Detected
1,1,2,2-Tetrachloroethane	5.2	Not Detected	36	Not Detected
Propylbenzene	5.2	Not Detected	26	Not Detected
4-Ethyltoluene	5.2	2.5 J	26	12 J
1,3,5-Trimethylbenzene	5.2	4.6 J	26	22 J
1,2,4-Trimethylbenzene	5.2	1.9 J	26	9.3 J
1,3-Dichlorobenzene	5.2	Not Detected	31	Not Detected
1,4-Dichlorobenzene	5.2	Not Detected	31	Not Detected
alpha-Chlorotoluene	5.2	Not Detected	27	Not Detected
1,2-Dichlorobenzene	5.2	Not Detected	31	Not Detected
1,2,4-Trichlorobenzene	21	Not Detected	150	Not Detected
Hexachlorobutadiene	21	Not Detected	220	Not Detected
Butane	21	150	49	360
Isopentane	21	74	61	220

J = Estimated value.

Container Type: 1 Liter Summa Canister

Surrogates	%Recovery	Method Limits
Toluene-d8	98	70-130
1,2-Dichloroethane-d4	88	70-130
4-Bromofluorobenzene	95	70-130

eurofins | Air Toxics

Client Sample ID: VMP-50-10-020113

Lab ID#: 1302083A-06A

EPA METHOD TO-15 GC/MS FULL SCAN

File Name:	**p021320**	**Date of Collection:**	**2/1/13 1:30:00 PM**
Dil. Factor:	**2.76**	**Date of Analysis:**	**2/13/13 10:02 PM**

Compound	Rpt. Limit (ppbv)	Amount (ppbv)	Rpt. Limit (ug/m3)	Amount (ug/m3)
Freon 12	1.4	0.44 J	6.8	2.2 J
Freon 114	1.4	Not Detected	9.6	Not Detected
Chloromethane	14	Not Detected	28	Not Detected
Vinyl Chloride	1.4	Not Detected	3.5	Not Detected
1,3-Butadiene	1.4	Not Detected	3.0	Not Detected
Bromomethane	14	Not Detected	54	Not Detected
Chloroethane	5.5	Not Detected	14	Not Detected
Freon 11	1.4	0.19 J	7.8	1.1 J
Ethanol	5.5	1.4 J	10	2.7 J
Freon 113	1.4	Not Detected	10	Not Detected
1,1-Dichloroethene	1.4	Not Detected	5.5	Not Detected
Acetone	14	2.6 J	33	6.2 J
2-Propanol	5.5	1.7 J	14	4.2 J
Carbon Disulfide	5.5	0.76 J	17	2.4 J
3-Chloropropene	5.5	Not Detected	17	Not Detected
Methylene Chloride	14	0.55 J	48	1.9 J
Methyl tert-butyl ether	1.4	Not Detected	5.0	Not Detected
trans-1,2-Dichloroethene	1.4	Not Detected	5.5	Not Detected
Hexane	1.4	0.60 J	4.9	2.1 J
1,1-Dichloroethane	1.4	Not Detected	5.6	Not Detected
2-Butanone (Methyl Ethyl Ketone)	5.5	Not Detected	16	Not Detected
cis-1,2-Dichloroethene	1.4	Not Detected	5.5	Not Detected
Tetrahydrofuran	1.4	Not Detected	4.1	Not Detected
Chloroform	1.4	8.8	6.7	43
1,1,1-Trichloroethane	1.4	Not Detected	7.5	Not Detected
Cyclohexane	1.4	Not Detected	4.8	Not Detected
Carbon Tetrachloride	1.4	Not Detected	8.7	Not Detected
2,2,4-Trimethylpentane	1.4	2.0	6.4	9.3
Benzene	1.4	0.80 J	4.4	2.6 J
1,2-Dichloroethane	1.4	Not Detected	5.6	Not Detected
Heptane	1.4	Not Detected	5.6	Not Detected
Trichloroethene	1.4	Not Detected	7.4	Not Detected
1,2-Dichloropropane	1.4	Not Detected	6.4	Not Detected
1,4-Dioxane	5.5	Not Detected	20	Not Detected
Bromodichloromethane	1.4	0.80 J	9.2	5.3 J
cis-1,3-Dichloropropene	1.4	Not Detected	6.3	Not Detected
4-Methyl-2-pentanone	1.4	Not Detected	5.6	Not Detected
Toluene	1.4	~~0.18 J~~	5.2	~~0.69 J~~
trans-1,3-Dichloropropene	1.4	Not Detected	6.3	Not Detected
1,1,2-Trichloroethane	1.4	Not Detected	7.5	Not Detected
Tetrachloroethene	1.4	0.82 J	9.4	5.6 J
2-Hexanone	5.5	Not Detected	23	Not Detected

eurofins | Air Toxics

Client Sample ID: VMP-50-10-020113

Lab ID#: 1302083A-06A

EPA METHOD TO-15 GC/MS FULL SCAN

File Name:	**p021320**	**Date of Collection: 2/1/13 1:30:00 PM**	
Dil. Factor:	**2.76**	**Date of Analysis: 2/13/13 10:02 PM**	

Compound	Rpt. Limit (ppbv)	Amount (ppbv)	Rpt. Limit (ug/m3)	Amount (ug/m3)
Dibromochloromethane	1.4	Not Detected	12	Not Detected
1,2-Dibromoethane (EDB)	1.4	Not Detected	11	Not Detected
Chlorobenzene	1.4	Not Detected	6.4	Not Detected
Ethyl Benzene	1.4	Not Detected	6.0	Not Detected
m,p-Xylene	1.4	Not Detected	6.0	Not Detected
o-Xylene	1.4	Not Detected	6.0	Not Detected
Styrene	1.4	Not Detected	5.9	Not Detected
Bromoform	1.4	Not Detected	14	Not Detected
Cumene	1.4	Not Detected	6.8	Not Detected
1,1,2,2-Tetrachloroethane	1.4	Not Detected	9.5	Not Detected
Propylbenzene	1.4	Not Detected	6.8	Not Detected
4-Ethyltoluene	1.4	~~0.53 J~~ U	6.8	~~2.6 J~~ U
1,3,5-Trimethylbenzene	1.4	~~0.28 J~~ U	6.8	~~1.4 J~~ U
1,2,4-Trimethylbenzene	1.4	~~0.81 J~~ U	6.8	~~4.0 J~~ U
1,3-Dichlorobenzene	1.4	Not Detected	8.3	Not Detected
1,4-Dichlorobenzene	1.4	Not Detected	8.3	Not Detected
alpha-Chlorotoluene	1.4	Not Detected	7.1	Not Detected
1,2-Dichlorobenzene	1.4	Not Detected	8.3	Not Detected
1,2,4-Trichlorobenzene	5.5	Not Detected	41	Not Detected
Hexachlorobutadiene	5.5	Not Detected	59	Not Detected
Butane	5.5	24	13	58
Isopentane	5.5	14	16	42

J = Estimated value.

Container Type: 1 Liter Summa Canister

Surrogates	%Recovery	Method Limits
Toluene-d8	98	70-130
1,2-Dichloroethane-d4	83	70-130
4-Bromofluorobenzene	100	70-130

eurofins | Air Toxics

Client Sample ID: VMP-51-5-020113

Lab ID#: 1302083A-07A

EPA METHOD TO-15 GC/MS FULL SCAN

File Name:	**p021321**	**Date of Collection: 2/1/13 2:13:00 PM**	
Dil. Factor:	**2.73**	**Date of Analysis: 2/13/13 10:23 PM**	

Compound	Rpt. Limit (ppbv)	Amount (ppbv)	Rpt. Limit (ug/m3)	Amount (ug/m3)
Freon 12	1.4	0.43 J	6.8	2.1 J
Freon 114	1.4	Not Detected	9.5	Not Detected
Chloromethane	14	Not Detected	28	Not Detected
Vinyl Chloride	1.4	Not Detected	3.5	Not Detected
1,3-Butadiene	1.4	Not Detected	3.0	Not Detected
Bromomethane	14	Not Detected	53	Not Detected
Chloroethane	5.5	Not Detected	14	Not Detected
Freon 11	1.4	0.19 J	7.7	1.1 J
Ethanol	5.5	0.78 J	10	1.5 J
Freon 113	1.4	Not Detected	10	Not Detected
1,1-Dichloroethene	1.4	Not Detected	5.4	Not Detected
Acetone	14	3.3 J	32	7.7 J
2-Propanol	5.5	1.0 J	13	2.5 J
Carbon Disulfide	5.5	~~1.0 J~~ U	17	~~3.3 J~~ U
3-Chloropropene	5.5	Not Detected	17	Not Detected
Methylene Chloride	14	~~0.18 J~~ U	47	~~0.61 J~~ U
Methyl tert-butyl ether	1.4	Not Detected	4.9	Not Detected
trans-1,2-Dichloroethene	1.4	Not Detected	5.4	Not Detected
Hexane	1.4	0.30 J	4.8	1.1 J
1,1-Dichloroethane	1.4	Not Detected	5.5	Not Detected
2-Butanone (Methyl Ethyl Ketone)	5.5	Not Detected	16	Not Detected
cis-1,2-Dichloroethene	1.4	Not Detected	5.4	Not Detected
Tetrahydrofuran	1.4	Not Detected	4.0	Not Detected
Chloroform	1.4	0.77 J	6.7	3.8 J
1,1,1-Trichloroethane	1.4	0.57 J	7.4	3.1 J
Cyclohexane	1.4	Not Detected	4.7	Not Detected
Carbon Tetrachloride	1.4	Not Detected	8.6	Not Detected
2,2,4-Trimethylpentane	1.4	0.97 J	6.4	4.5 J
Benzene	1.4	Not Detected	4.4	Not Detected
1,2-Dichloroethane	1.4	Not Detected	5.5	Not Detected
Heptane	1.4	Not Detected	5.6	Not Detected
Trichloroethene	1.4	Not Detected	7.3	Not Detected
1,2-Dichloropropane	1.4	Not Detected	6.3	Not Detected
1,4-Dioxane	5.5	Not Detected	20	Not Detected
Bromodichloromethane	1.4	Not Detected	9.1	Not Detected
cis-1,3-Dichloropropene	1.4	Not Detected	6.2	Not Detected
4-Methyl-2-pentanone	1.4	Not Detected	5.6	Not Detected
Toluene	1.4	~~0.13 J~~ U	5.1	~~0.48 J~~ U
trans-1,3-Dichloropropene	1.4	Not Detected	6.2	Not Detected
1,1,2-Trichloroethane	1.4	Not Detected	7.4	Not Detected
Tetrachloroethene	1.4	~~0.46 J~~ U	9.2	~~3.1 J~~ U
2-Hexanone	5.5	Not Detected	22	Not Detected

eurofins | Air Toxics

Client Sample ID: VMP-51-5-020113

Lab ID#: 1302083A-07A

EPA METHOD TO-15 GC/MS FULL SCAN

File Name:	**p021321**	**Date of Collection: 2/1/13 2:13:00 PM**	
Dil. Factor:	**2.73**	**Date of Analysis: 2/13/13 10:23 PM**	

Compound	Rpt. Limit (ppbv)	Amount (ppbv)	Rpt. Limit (ug/m3)	Amount (ug/m3)
Dibromochloromethane	1.4	Not Detected	12	Not Detected
1,2-Dibromoethane (EDB)	1.4	Not Detected	10	Not Detected
Chlorobenzene	1.4	Not Detected	6.3	Not Detected
Ethyl Benzene	1.4	Not Detected	5.9	Not Detected
m,p-Xylene	1.4	Not Detected	5.9	Not Detected
o-Xylene	1.4	Not Detected	5.9	Not Detected
Styrene	1.4	Not Detected	5.8	Not Detected
Bromoform	1.4	Not Detected	14	Not Detected
Cumene	1.4	Not Detected	6.7	Not Detected
1,1,2,2-Tetrachloroethane	1.4	Not Detected	9.4	Not Detected
Propylbenzene	1.4	Not Detected	6.7	Not Detected
4-Ethyltoluene	1.4	Not Detected	6.7	Not Detected
1,3,5-Trimethylbenzene	1.4	Not Detected	6.7	Not Detected
1,2,4-Trimethylbenzene	1.4	Not Detected	6.7	Not Detected
1,3-Dichlorobenzene	1.4	Not Detected	8.2	Not Detected
1,4-Dichlorobenzene	1.4	Not Detected	8.2	Not Detected
alpha-Chlorotoluene	1.4	Not Detected	7.1	Not Detected
1,2-Dichlorobenzene	1.4	Not Detected	8.2	Not Detected
1,2,4-Trichlorobenzene	5.5	Not Detected	40	Not Detected
Hexachlorobutadiene	5.5	Not Detected	58	Not Detected
Butane	5.5	Not Detected	13	Not Detected
Isopentane	5.5	0.66 J	16	1.9 J

J = Estimated value.

Container Type: 1 Liter Summa Canister

Surrogates	%Recovery	Method Limits
Toluene-d8	96	70-130
1,2-Dichloroethane-d4	83	70-130
4-Bromofluorobenzene	100	70-130

eurofins | Air Toxics

Client Sample ID: VMP-51-10-020113

Lab ID#: 1302083A-08A

EPA METHOD TO-15 GC/MS FULL SCAN

File Name:	**p021322**	**Date of Collection:**	**2/1/13 3:45:00 PM**
Dil. Factor:	**2.76**	**Date of Analysis:**	**2/13/13 10:44 PM**

Compound	Rpt. Limit (ppbv)	Amount (ppbv)	Rpt. Limit (ug/m3)	Amount (ug/m3)
Freon 12	1.4	0.44 J	6.8	2.2 J
Freon 114	1.4	Not Detected	9.6	Not Detected
Chloromethane	14	Not Detected	28	Not Detected
Vinyl Chloride	1.4	Not Detected	3.5	Not Detected
1,3-Butadiene	1.4	Not Detected	3.0	Not Detected
Bromomethane	14	Not Detected	54	Not Detected
Chloroethane	5.5	Not Detected	14	Not Detected
Freon 11	1.4	0.16 J	7.8	0.93 J
Ethanol	5.5	1.5 J	10	2.9 J
Freon 113	1.4	Not Detected	10	Not Detected
1,1-Dichloroethene	1.4	Not Detected	5.5	Not Detected
Acetone	14	2.6 J	33	6.1 J
2-Propanol	5.5	0.97 J	14	2.4 J
Carbon Disulfide	5.5	~~0.76 J~~ U	17	~~2.4 J~~ U
3-Chloropropene	5.5	Not Detected	17	Not Detected
Methylene Chloride	14	Not Detected	48	Not Detected
Methyl tert-butyl ether	1.4	Not Detected	5.0	Not Detected
trans-1,2-Dichloroethene	1.4	Not Detected	5.5	Not Detected
Hexane	1.4	0.36 J	4.9	1.3 J
1,1-Dichloroethane	1.4	Not Detected	5.6	Not Detected
2-Butanone (Methyl Ethyl Ketone)	5.5	Not Detected	16	Not Detected
cis-1,2-Dichloroethene	1.4	Not Detected	5.5	Not Detected
Tetrahydrofuran	1.4	Not Detected	4.1	Not Detected
Chloroform	1.4	2.3	6.7	11
1,1,1-Trichloroethane	1.4	Not Detected	7.5	Not Detected
Cyclohexane	1.4	Not Detected	4.8	Not Detected
Carbon Tetrachloride	1.4	Not Detected	8.7	Not Detected
2,2,4-Trimethylpentane	1.4	0.59 J	6.4	2.7 J
Benzene	1.4	Not Detected	4.4	Not Detected
1,2-Dichloroethane	1.4	Not Detected	5.6	Not Detected
Heptane	1.4	Not Detected	5.6	Not Detected
Trichloroethene	1.4	Not Detected	7.4	Not Detected
1,2-Dichloropropane	1.4	Not Detected	6.4	Not Detected
1,4-Dioxane	5.5	Not Detected	20	Not Detected
Bromodichloromethane	1.4	Not Detected	9.2	Not Detected
cis-1,3-Dichloropropene	1.4	Not Detected	6.3	Not Detected
4-Methyl-2-pentanone	1.4	Not Detected	5.6	Not Detected
Toluene	1.4	~~0.18 J~~ U	5.2	~~0.68 J~~ U
trans-1,3-Dichloropropene	1.4	Not Detected	6.3	Not Detected
1,1,2-Trichloroethane	1.4	Not Detected	7.5	Not Detected
Tetrachloroethene	1.4	0.53 J	9.4	3.6 J
2-Hexanone	5.5	Not Detected	23	Not Detected

eurofins | Air Toxics

Client Sample ID: VMP-51-10-020113

Lab ID#: 1302083A-08A

EPA METHOD TO-15 GC/MS FULL SCAN

File Name:	**p021322**	**Date of Collection: 2/1/13 3:45:00 PM**	
Dil. Factor:	**2.76**	**Date of Analysis: 2/13/13 10:44 PM**	

Compound	Rpt. Limit (ppbv)	Amount (ppbv)	Rpt. Limit (ug/m3)	Amount (ug/m3)
Dibromochloromethane	1.4	Not Detected	12	Not Detected
1,2-Dibromoethane (EDB)	1.4	Not Detected	11	Not Detected
Chlorobenzene	1.4	Not Detected	6.4	Not Detected
Ethyl Benzene	1.4	Not Detected	6.0	Not Detected
m,p-Xylene	1.4	Not Detected	6.0	Not Detected
o-Xylene	1.4	Not Detected	6.0	Not Detected
Styrene	1.4	Not Detected	5.9	Not Detected
Bromoform	1.4	Not Detected	14	Not Detected
Cumene	1.4	Not Detected	6.8	Not Detected
1,1,2,2-Tetrachloroethane	1.4	Not Detected	9.5	Not Detected
Propylbenzene	1.4	Not Detected	6.8	Not Detected
4-Ethyltoluene	1.4	Not Detected	6.8	Not Detected
1,3,5-Trimethylbenzene	1.4	Not Detected	6.8	Not Detected
1,2,4-Trimethylbenzene	1.4	Not Detected	6.8	Not Detected
1,3-Dichlorobenzene	1.4	Not Detected	8.3	Not Detected
1,4-Dichlorobenzene	1.4	Not Detected	8.3	Not Detected
alpha-Chlorotoluene	1.4	Not Detected	7.1	Not Detected
1,2-Dichlorobenzene	1.4	Not Detected	8.3	Not Detected
1,2,4-Trichlorobenzene	5.5	Not Detected	41	Not Detected
Hexachlorobutadiene	5.5	Not Detected	59	Not Detected
Butane	5.5	Not Detected	13	Not Detected
Isopentane	5.5	Not Detected	16	Not Detected

J = Estimated value.

Container Type: 1 Liter Summa Canister

Surrogates	%Recovery	Method Limits
Toluene-d8	97	70-130
1,2-Dichloroethane-d4	84	70-130
4-Bromofluorobenzene	100	70-130

eurofins | Air Toxics

Client Sample ID: VMP-52-5-020413

Lab ID#: 1302083A-10A

EPA METHOD TO-15 GC/MS FULL SCAN

File Name:	p021324	**Date of Collection:**	2/4/13 9:47:00 AM
Dil. Factor:	2.52	**Date of Analysis:**	2/14/13 06:55 AM

Compound	Rpt. Limit (ppbv)	Amount (ppbv)	Rpt. Limit (ug/m3)	Amount (ug/m3)
Freon 12	1.3	0.49 J	6.2	2.4 J
Freon 114	1.3	Not Detected	8.8	Not Detected
Chloromethane	13	Not Detected	26	Not Detected
Vinyl Chloride	1.3	Not Detected	3.2	Not Detected
1,3-Butadiene	1.3	Not Detected	2.8	Not Detected
Bromomethane	13	Not Detected	49	Not Detected
Chloroethane	5.0	Not Detected	13	Not Detected
Freon 11	1.3	0.24 J	7.1	1.4 J
Ethanol	5.0	2.1 J	9.5	3.9 J
Freon 113	1.3	Not Detected	9.6	Not Detected
1,1-Dichloroethene	1.3	Not Detected	5.0	Not Detected
Acetone	13	4.6 J	30	11 J
2-Propanol	5.0	3.2 J	12	7.9 J
Carbon Disulfide	5.0	~~1.2 J~~ U	16	~~3.7 J~~ U
3-Chloropropene	5.0	Not Detected	16	Not Detected
Methylene Chloride	13	~~0.16 J~~ U	44	~~0.54 J~~ U
Methyl tert-butyl ether	1.3	Not Detected	4.5	Not Detected
trans-1,2-Dichloroethene	1.3	Not Detected	5.0	Not Detected
Hexane	1.3	0.41 J	4.4	1.4 J
1,1-Dichloroethane	1.3	Not Detected	5.1	Not Detected
2-Butanone (Methyl Ethyl Ketone)	5.0	0.94 J	15	2.8 J
cis-1,2-Dichloroethene	1.3	Not Detected	5.0	Not Detected
Tetrahydrofuran	1.3	Not Detected	3.7	Not Detected
Chloroform	1.3	Not Detected	6.2	Not Detected
1,1,1-Trichloroethane	1.3	3.6	6.9	20
Cyclohexane	1.3	Not Detected	4.3	Not Detected
Carbon Tetrachloride	1.3	Not Detected	7.9	Not Detected
2,2,4-Trimethylpentane	1.3	0.53 J	5.9	2.5 J
Benzene	1.3	23	4.0	73
1,2-Dichloroethane	1.3	Not Detected	5.1	Not Detected
Heptane	1.3	Not Detected	5.2	Not Detected
Trichloroethene	1.3	Not Detected	6.8	Not Detected
1,2-Dichloropropane	1.3	Not Detected	5.8	Not Detected
1,4-Dioxane	5.0	Not Detected	18	Not Detected
Bromodichloromethane	1.3	Not Detected	8.4	Not Detected
cis-1,3-Dichloropropene	1.3	Not Detected	5.7	Not Detected
4-Methyl-2-pentanone	1.3	2.4	5.2	9.9
Toluene	1.3	~~0.13 J~~ U	4.7	~~0.48 J~~ U
trans-1,3-Dichloropropene	1.3	Not Detected	5.7	Not Detected
1,1,2-Trichloroethane	1.3	Not Detected	6.9	Not Detected
Tetrachloroethene	1.3	~~0.28 J~~ U	8.5	1.9 J U
2-Hexanone	5.0	Not Detected	21	Not Detected

eurofins | Air Toxics

Client Sample ID: VMP-52-5-020413

Lab ID#: 1302083A-10A

EPA METHOD TO-15 GC/MS FULL SCAN

File Name:	**p021324**	**Date of Collection:**	**2/4/13 9:47:00 AM**
Dil. Factor:	**2.52**	**Date of Analysis:**	**2/14/13 06:55 AM**

Compound	Rpt. Limit (ppbv)	Amount (ppbv)	Rpt. Limit (ug/m3)	Amount (ug/m3)
Dibromochloromethane	1.3	Not Detected	11	Not Detected
1,2-Dibromoethane (EDB)	1.3	Not Detected	9.7	Not Detected
Chlorobenzene	1.3	Not Detected	5.8	Not Detected
Ethyl Benzene	1.3	Not Detected	5.5	Not Detected
m,p-Xylene	1.3	Not Detected	5.5	Not Detected
o-Xylene	1.3	Not Detected	5.5	Not Detected
Styrene	1.3	Not Detected	5.4	Not Detected
Bromoform	1.3	Not Detected	13	Not Detected
Cumene	1.3	Not Detected	6.2	Not Detected
1,1,2,2-Tetrachloroethane	1.3	Not Detected	8.6	Not Detected
Propylbenzene	1.3	Not Detected	6.2	Not Detected
4-Ethyltoluene	1.3	~~0.15 J~~	6.2	~~0.74 J~~
1,3,5-Trimethylbenzene	1.3	Not Detected	6.2	Not Detected
1,2,4-Trimethylbenzene	1.3	~~0.27 J~~	6.2	~~1.3 J~~
1,3-Dichlorobenzene	1.3	~~0.18 J~~	7.6	~~1.1 J~~
1,4-Dichlorobenzene	1.3	~~0.24 J~~	7.6	~~1.4 J~~
alpha-Chlorotoluene	1.3	Not Detected	6.5	Not Detected
1,2-Dichlorobenzene	1.3	Not Detected	7.6	Not Detected
1,2,4-Trichlorobenzene	5.0	~~0.70 J~~	37	~~5.2 J~~
Hexachlorobutadiene	5.0	Not Detected	54	Not Detected
Butane	5.0	2.1 J	12	5.0 J
Isopentane	5.0	1.7 J	15	5.0 J

J = Estimated value.

Container Type: 1 Liter Summa Canister

Surrogates	%Recovery	Method Limits
Toluene-d8	98	70-130
1,2-Dichloroethane-d4	87	70-130
4-Bromofluorobenzene	102	70-130

eurofins | Air Toxics

Client Sample ID: VMP-52-10-020413

Lab ID#: 1302083A-11A

EPA METHOD TO-15 GC/MS FULL SCAN

File Name:	**p021325**	**Date of Collection:**	**2/4/13 10:36:00 AM**
Dil. Factor:	**2.40**	**Date of Analysis:**	**2/14/13 07:38 AM**

Compound	Rpt. Limit (ppbv)	Amount (ppbv)	Rpt. Limit (ug/m3)	Amount (ug/m3)
Freon 12	1.2	0.54 J	5.9	2.6 J
Freon 114	1.2	Not Detected	8.4	Not Detected
Chloromethane	12	Not Detected	25	Not Detected
Vinyl Chloride	1.2	Not Detected	3.1	Not Detected
1,3-Butadiene	1.2	Not Detected	2.6	Not Detected
Bromomethane	12	Not Detected	47	Not Detected
Chloroethane	4.8	Not Detected	13	Not Detected
Freon 11	1.2	0.20 J	6.7	1.1 J
Ethanol	4.8	1.7 J	9.0	3.2 J
Freon 113	1.2	Not Detected	9.2	Not Detected
1,1-Dichloroethene	1.2	Not Detected	4.8	Not Detected
Acetone	12	2.5 J	28	6.0 J
2-Propanol	4.8	1.0 J	12	2.6 J
Carbon Disulfide	4.8	7.5	15	23
3-Chloropropene	4.8	Not Detected	15	Not Detected
Methylene Chloride	12	Not Detected	42	Not Detected
Methyl tert-butyl ether	1.2	Not Detected	4.3	Not Detected
trans-1,2-Dichloroethene	1.2	Not Detected	4.8	Not Detected
Hexane	1.2	0.30 J	4.2	1.0 J
1,1-Dichloroethane	1.2	Not Detected	4.8	Not Detected
2-Butanone (Methyl Ethyl Ketone)	4.8	Not Detected	14	Not Detected
cis-1,2-Dichloroethene	1.2	Not Detected	4.8	Not Detected
Tetrahydrofuran	1.2	Not Detected	3.5	Not Detected
Chloroform	1.2	0.40 J	5.8	2.0 J
1,1,1-Trichloroethane	1.2	4.0	6.5	22
Cyclohexane	1.2	Not Detected	4.1	Not Detected
Carbon Tetrachloride	1.2	Not Detected	7.6	Not Detected
2,2,4-Trimethylpentane	1.2	0.68 J	5.6	3.2 J
Benzene	1.2	Not Detected	3.8	Not Detected
1,2-Dichloroethane	1.2	Not Detected	4.8	Not Detected
Heptane	1.2	Not Detected	4.9	Not Detected
Trichloroethene	1.2	Not Detected	6.4	Not Detected
1,2-Dichloropropane	1.2	Not Detected	5.5	Not Detected
1,4-Dioxane	4.8	Not Detected	17	Not Detected
Bromodichloromethane	1.2	Not Detected	8.0	Not Detected
cis-1,3-Dichloropropene	1.2	Not Detected	5.4	Not Detected
4-Methyl-2-pentanone	1.2	Not Detected	4.9	Not Detected
Toluene	1.2	~~0.14 J~~	4.5	~~0.53 J~~
trans-1,3-Dichloropropene	1.2	Not Detected	5.4	Not Detected
1,1,2-Trichloroethane	1.2	Not Detected	6.5	Not Detected
Tetrachloroethene	1.2	~~0.43 J~~	8.1	~~2.9 J~~
2-Hexanone	4.8	Not Detected	20	Not Detected

eurofins | Air Toxics

Client Sample ID: VMP-52-10-020413

Lab ID#: 1302083A-11A

EPA METHOD TO-15 GC/MS FULL SCAN

File Name:	**p021325**	**Date of Collection:**	**2/4/13 10:36:00 AM**
Dil. Factor:	**2.40**	**Date of Analysis:**	**2/14/13 07:38 AM**

Compound	Rpt. Limit (ppbv)	Amount (ppbv)	Rpt. Limit (ug/m3)	Amount (ug/m3)
Dibromochloromethane	1.2	Not Detected	10	Not Detected
1,2-Dibromoethane (EDB)	1.2	Not Detected	9.2	Not Detected
Chlorobenzene	1.2	Not Detected	5.5	Not Detected
Ethyl Benzene	1.2	Not Detected	5.2	Not Detected
m,p-Xylene	1.2	Not Detected	5.2	Not Detected
o-Xylene	1.2	Not Detected	5.2	Not Detected
Styrene	1.2	Not Detected	5.1	Not Detected
Bromoform	1.2	Not Detected	12	Not Detected
Cumene	1.2	Not Detected	5.9	Not Detected
1,1,2,2-Tetrachloroethane	1.2	Not Detected	8.2	Not Detected
Propylbenzene	1.2	Not Detected	5.9	Not Detected
4-Ethyltoluene	1.2	Not Detected	5.9	Not Detected
1,3,5-Trimethylbenzene	1.2	Not Detected	5.9	Not Detected
1,2,4-Trimethylbenzene	1.2	Not Detected	5.9	Not Detected
1,3-Dichlorobenzene	1.2	Not Detected	7.2	Not Detected
1,4-Dichlorobenzene	1.2	Not Detected	7.2	Not Detected
alpha-Chlorotoluene	1.2	Not Detected	6.2	Not Detected
1,2-Dichlorobenzene	1.2	Not Detected	7.2	Not Detected
1,2,4-Trichlorobenzene	4.8	~~0.35 J~~	36	~~2.6 J~~
Hexachlorobutadiene	4.8	Not Detected	51	Not Detected
Butane	4.8	12	11	27
Isopentane	4.8	1.6 J	14	4.7 J

J = Estimated value.

Container Type: 1 Liter Summa Canister

Surrogates	%Recovery	Method Limits
Toluene-d8	97	70-130
1,2-Dichloroethane-d4	87	70-130
4-Bromofluorobenzene	99	70-130

eurofins | Air Toxics

Client Sample ID: VMP-52-20-020413

Lab ID#: 1302083A-12A

EPA METHOD TO-15 GC/MS FULL SCAN

File Name:	**p021406**	**Date of Collection:**	**2/4/13 11:22:00 AM**
Dil. Factor:	**2.68**	**Date of Analysis:**	**2/14/13 12:16 PM**

Compound	Rpt. Limit (ppbv)	Amount (ppbv)	Rpt. Limit (ug/m3)	Amount (ug/m3)
Freon 12	1.3	0.58 J	6.6	2.8 J
Freon 114	1.3	Not Detected	9.4	Not Detected
Chloromethane	13	Not Detected	28	Not Detected
Vinyl Chloride	1.3	Not Detected	3.4	Not Detected
1,3-Butadiene	1.3	Not Detected	3.0	Not Detected
Bromomethane	13	0.66 J	52	2.5 J
Chloroethane	5.4	Not Detected	14	Not Detected
Freon 11	1.3	~~0.34 J~~ U	7.5	~~1.9 J~~ U
Ethanol	5.4	1.4 J	10	2.7 J
Freon 113	1.3	Not Detected	10	Not Detected
1,1-Dichloroethene	1.3	Not Detected	5.3	Not Detected
Acetone	13	5.6 J	32	13 J
2-Propanol	5.4	2.4 J	13	6.0 J
Carbon Disulfide	5.4	3.0 J	17	9.2 J
3-Chloropropene	5.4	Not Detected	17	Not Detected
Methylene Chloride	13	~~0.34 J~~ U	46	~~1.2 J~~ U
Methyl tert-butyl ether	1.3	Not Detected	4.8	Not Detected
trans-1,2-Dichloroethene	1.3	Not Detected	5.3	Not Detected
Hexane	1.3	2.9	4.7	10
1,1-Dichloroethane	1.3	Not Detected	5.4	Not Detected
2-Butanone (Methyl Ethyl Ketone)	5.4	1.6 J	16	4.7 J
cis-1,2-Dichloroethene	1.3	Not Detected	5.3	Not Detected
Tetrahydrofuran	1.3	Not Detected	4.0	Not Detected
Chloroform	1.3	0.51 J	6.5	2.5 J
1,1,1-Trichloroethane	1.3	Not Detected	7.3	Not Detected
Cyclohexane	1.3	6.7	4.6	23
Carbon Tetrachloride	1.3	Not Detected	8.4	Not Detected
2,2,4-Trimethylpentane	1.3	13	6.2	59
Benzene	1.3	24 J	4.3	76 J
1,2-Dichloroethane	1.3	Not Detected	5.4	Not Detected
Heptane	1.3	1.0 J	5.5	4.3 J
Trichloroethene	1.3	Not Detected	7.2	Not Detected
1,2-Dichloropropane	1.3	Not Detected	6.2	Not Detected
1,4-Dioxane	5.4	Not Detected	19	Not Detected
Bromodichloromethane	1.3	Not Detected	9.0	Not Detected
cis-1,3-Dichloropropene	1.3	Not Detected	6.1	Not Detected
4-Methyl-2-pentanone	1.3	Not Detected	5.5	Not Detected
Toluene	1.3	0.69 J	5.0	2.6 J
trans-1,3-Dichloropropene	1.3	Not Detected	6.1	Not Detected
1,1,2-Trichloroethane	1.3	Not Detected	7.3	Not Detected
Tetrachloroethene	1.3	~~0.47 J~~ U	9.1	~~3.2 J~~ U
2-Hexanone	5.4	Not Detected	22	Not Detected

eurofins | Air Toxics

Client Sample ID: VMP-52-20-020413

Lab ID#: 1302083A-12A

EPA METHOD TO-15 GC/MS FULL SCAN

File Name:	**p021406**	**Date of Collection:**	**2/4/13 11:22:00 AM**
Dil. Factor:	**2.68**	**Date of Analysis:**	**2/14/13 12:16 PM**

Compound	Rpt. Limit (ppbv)	Amount (ppbv)	Rpt. Limit (ug/m3)	Amount (ug/m3)
Dibromochloromethane	1.3	Not Detected	11	Not Detected
1,2-Dibromoethane (EDB)	1.3	Not Detected	10	Not Detected
Chlorobenzene	1.3	Not Detected	6.2	Not Detected
Ethyl Benzene	1.3	Not Detected	5.8	Not Detected
m,p-Xylene	1.3	0.58 J	5.8	2.5 J
o-Xylene	1.3	0.34 J	5.8	1.5 J
Styrene	1.3	Not Detected	5.7	Not Detected
Bromoform	1.3	Not Detected	14	Not Detected
Cumene	1.3	Not Detected	6.6	Not Detected
1,1,2,2-Tetrachloroethane	1.3	Not Detected	9.2	Not Detected
Propylbenzene	1.3	0.23 J	6.6	1.1 J
4-Ethyltoluene	1.3	0.30 J	6.6	1.5 J
1,3,5-Trimethylbenzene	1.3	0.54 J	6.6	2.6 J
1,2,4-Trimethylbenzene	1.3	0.71 J	6.6	3.5 J
1,3-Dichlorobenzene	1.3	0.36 J	8.0	2.2 J
1,4-Dichlorobenzene	1.3	0.35 J	8.0	2.1 J
alpha-Chlorotoluene	1.3	Not Detected	6.9	Not Detected
1,2-Dichlorobenzene	1.3	0.27 J	8.0	1.6 J
1,2,4-Trichlorobenzene	5.4	1.3 J	40	9.5 J
Hexachlorobutadiene	5.4	0.50 J	57	5.3 J
Butane	5.4	35	13	82
Isopentane	5.4	18	16	53

J = Estimated value.

Container Type: 1 Liter Summa Canister

Surrogates	%Recovery	Method Limits
Toluene-d8	98	70-130
1,2-Dichloroethane-d4	86	70-130
4-Bromofluorobenzene	97	70-130

eurofins | Air Toxics

Client Sample ID: VMP-52-20-020413-DUP

Lab ID#: 1302083A-13A

EPA METHOD TO-15 GC/MS FULL SCAN

File Name:	**p021407**	**Date of Collection:**	**2/4/13 11:22:00 AM**
Dil. Factor:	**2.57**	**Date of Analysis:**	**2/14/13 12:56 PM**

Compound	Rpt. Limit (ppbv)	Amount (ppbv)	Rpt. Limit (ug/m3)	Amount (ug/m3)
Freon 12	1.3	0.45 J	6.4	2.2 J
Freon 114	1.3	Not Detected	9.0	Not Detected
Chloromethane	13	Not Detected	26	Not Detected
Vinyl Chloride	1.3	Not Detected	3.3	Not Detected
1,3-Butadiene	1.3	Not Detected	2.8	Not Detected
Bromomethane	13	Not Detected	50	Not Detected
Chloroethane	5.1	Not Detected	14	Not Detected
Freon 11	1.3	~~0.33 J~~ U	7.2	~~1.8 J~~ U
Ethanol	5.1	1.8 J	9.7	3.4 J
Freon 113	1.3	Not Detected	9.8	Not Detected
1,1-Dichloroethene	1.3	Not Detected	5.1	Not Detected
Acetone	13	2.4 J	30	5.8 J
2-Propanol	5.1	0.58 J	13	1.4 J
Carbon Disulfide	5.1	2.8 J	16	8.8 J
3-Chloropropene	5.1	Not Detected	16	Not Detected
Methylene Chloride	13	~~0.25 J~~ U	45	~~0.86 J~~ U
Methyl tert-butyl ether	1.3	Not Detected	4.6	Not Detected
trans-1,2-Dichloroethene	1.3	Not Detected	5.1	Not Detected
Hexane	1.3	1.5	4.5	5.2
1,1-Dichloroethane	1.3	Not Detected	5.2	Not Detected
2-Butanone (Methyl Ethyl Ketone)	5.1	Not Detected	15	Not Detected
cis-1,2-Dichloroethene	1.3	Not Detected	5.1	Not Detected
Tetrahydrofuran	1.3	Not Detected	3.8	Not Detected
Chloroform	1.3	0.47 J	6.3	2.3 J
1,1,1-Trichloroethane	1.3	Not Detected	7.0	Not Detected
Cyclohexane	1.3	5.1	4.4	18
Carbon Tetrachloride	1.3	Not Detected	8.1	Not Detected
2,2,4-Trimethylpentane	1.3	11	6.0	52
Benzene	1.3	3.6 J	4.1	12 J
1,2-Dichloroethane	1.3	Not Detected	5.2	Not Detected
Heptane	1.3	Not Detected	5.3	Not Detected
Trichloroethene	1.3	Not Detected	6.9	Not Detected
1,2-Dichloropropane	1.3	Not Detected	5.9	Not Detected
1,4-Dioxane	5.1	Not Detected	18	Not Detected
Bromodichloromethane	1.3	Not Detected	8.6	Not Detected
cis-1,3-Dichloropropene	1.3	Not Detected	5.8	Not Detected
4-Methyl-2-pentanone	1.3	Not Detected	5.3	Not Detected
Toluene	1.3	0.44 J	4.8	1.7 J
trans-1,3-Dichloropropene	1.3	Not Detected	5.8	Not Detected
1,1,2-Trichloroethane	1.3	Not Detected	7.0	Not Detected
Tetrachloroethene	1.3	~~0.35 J~~ U	8.7	~~2.4 J~~ U
2-Hexanone	5.1	Not Detected	21	Not Detected

eurofins | Air Toxics

Client Sample ID: VMP-52-20-020413-DUP

Lab ID#: 1302083A-13A

EPA METHOD TO-15 GC/MS FULL SCAN

File Name:	**p021407**	**Date of Collection: 2/4/13 11:22:00 AM**	
Dil. Factor:	**2.57**	**Date of Analysis: 2/14/13 12:56 PM**	

Compound	Rpt. Limit (ppbv)	Amount (ppbv)	Rpt. Limit (ug/m3)	Amount (ug/m3)
Dibromochloromethane	1.3	Not Detected	11	Not Detected
1,2-Dibromoethane (EDB)	1.3	Not Detected	9.9	Not Detected
Chlorobenzene	1.3	Not Detected	5.9	Not Detected
Ethyl Benzene	1.3	Not Detected	5.6	Not Detected
m,p-Xylene	1.3	Not Detected	5.6	Not Detected
o-Xylene	1.3	Not Detected	5.6	Not Detected
Styrene	1.3	Not Detected	5.5	Not Detected
Bromoform	1.3	Not Detected	13	Not Detected
Cumene	1.3	Not Detected	6.3	Not Detected
1,1,2,2-Tetrachloroethane	1.3	Not Detected	8.8	Not Detected
Propylbenzene	1.3	Not Detected	6.3	Not Detected
4-Ethyltoluene	1.3	~~0.089 J~~	6.3	~~0.44 J~~
1,3,5-Trimethylbenzene	1.3	Not Detected	6.3	Not Detected
1,2,4-Trimethylbenzene	1.3	Not Detected	6.3	Not Detected
1,3-Dichlorobenzene	1.3	~~0.17 J~~	7.7	~~1.0 J~~
1,4-Dichlorobenzene	1.3	~~0.24 J~~	7.7	~~1.4 J~~
alpha-Chlorotoluene	1.3	Not Detected	6.6	Not Detected
1,2-Dichlorobenzene	1.3	Not Detected	7.7	Not Detected
1,2,4-Trichlorobenzene	5.1	~~0.77 J~~	38	~~5.7 J~~
Hexachlorobutadiene	5.1	Not Detected	55	Not Detected
Butane	5.1	29	12	69
Isopentane	5.1	10	15	30

J = Estimated value.

Container Type: 1 Liter Summa Canister

Surrogates	%Recovery	Method Limits
Toluene-d8	98	70-130
1,2-Dichloroethane-d4	86	70-130
4-Bromofluorobenzene	97	70-130

eurofins | Air Toxics

Client Sample ID: VMP-52-30-020413

Lab ID#: 1302083A-14A

EPA METHOD TO-15 GC/MS FULL SCAN

File Name:	**p021408**	**Date of Collection:**	**2/4/13 12:04:00 PM**
Dil. Factor:	**2.81**	**Date of Analysis:**	**2/14/13 01:42 PM**

Compound	Rpt. Limit (ppbv)	Amount (ppbv)	Rpt. Limit (ug/m3)	Amount (ug/m3)
Freon 12	1.4	0.49 J	6.9	2.4 J
Freon 114	1.4	Not Detected	9.8	Not Detected
Chloromethane	14	Not Detected	29	Not Detected
Vinyl Chloride	1.4	Not Detected	3.6	Not Detected
1,3-Butadiene	1.4	Not Detected	3.1	Not Detected
Bromomethane	14	Not Detected	54	Not Detected
Chloroethane	5.6	Not Detected	15	Not Detected
Freon 11	1.4	0.38 J	7.9	2.1 J
Ethanol	5.6	Not Detected	10	Not Detected
Freon 113	1.4	Not Detected	11	Not Detected
1,1-Dichloroethene	1.4	Not Detected	5.6	Not Detected
Acetone	14	37	33	88
2-Propanol	5.6	Not Detected	14	Not Detected
Carbon Disulfide	5.6	~~2.3 J~~ U	18	~~7.1 J~~ U
3-Chloropropene	5.6	Not Detected	18	Not Detected
Methylene Chloride	14	Not Detected	49	Not Detected
Methyl tert-butyl ether	1.4	Not Detected	5.1	Not Detected
trans-1,2-Dichloroethene	1.4	Not Detected	5.6	Not Detected
Hexane	1.4	3.1	5.0	11
1,1-Dichloroethane	1.4	Not Detected	5.7	Not Detected
2-Butanone (Methyl Ethyl Ketone)	5.6	Not Detected	16	Not Detected
cis-1,2-Dichloroethene	1.4	Not Detected	5.6	Not Detected
Tetrahydrofuran	1.4	Not Detected	4.1	Not Detected
Chloroform	1.4	Not Detected	6.9	Not Detected
1,1,1-Trichloroethane	1.4	Not Detected	7.7	Not Detected
Cyclohexane	1.4	6.7	4.8	23
Carbon Tetrachloride	1.4	Not Detected	8.8	Not Detected
2,2,4-Trimethylpentane	1.4	120	6.6	580
Benzene	1.4	0.52 J	4.5	1.7 J
1,2-Dichloroethane	1.4	Not Detected	5.7	Not Detected
Heptane	1.4	0.32 J	5.8	1.3 J
Trichloroethene	1.4	Not Detected	7.6	Not Detected
1,2-Dichloropropane	1.4	Not Detected	6.5	Not Detected
1,4-Dioxane	5.6	Not Detected	20	Not Detected
Bromodichloromethane	1.4	Not Detected	9.4	Not Detected
cis-1,3-Dichloropropene	1.4	Not Detected	6.4	Not Detected
4-Methyl-2-pentanone	1.4	Not Detected	5.8	Not Detected
Toluene	1.4	~~0.25 J~~ U	5.3	~~0.96 J~~ U
trans-1,3-Dichloropropene	1.4	Not Detected	6.4	Not Detected
1,1,2-Trichloroethane	1.4	Not Detected	7.7	Not Detected
Tetrachloroethene	1.4	~~0.19 J~~ U	9.5	~~1.3 J~~ U
2-Hexanone	5.6	Not Detected	23	Not Detected

eurofins | Air Toxics

Client Sample ID: VMP-52-30-020413

Lab ID#: 1302083A-14A

EPA METHOD TO-15 GC/MS FULL SCAN

File Name:	**p021408**	**Date of Collection:**	**2/4/13 12:04:00 PM**
Dil. Factor:	**2.81**	**Date of Analysis:**	**2/14/13 01:42 PM**

Compound	Rpt. Limit (ppbv)	Amount (ppbv)	Rpt. Limit (ug/m3)	Amount (ug/m3)
Dibromochloromethane	1.4	Not Detected	12	Not Detected
1,2-Dibromoethane (EDB)	1.4	Not Detected	11	Not Detected
Chlorobenzene	1.4	Not Detected	6.5	Not Detected
Ethyl Benzene	1.4	Not Detected	6.1	Not Detected
m,p-Xylene	1.4	Not Detected	6.1	Not Detected
o-Xylene	1.4	Not Detected	6.1	Not Detected
Styrene	1.4	Not Detected	6.0	Not Detected
Bromoform	1.4	Not Detected	14	Not Detected
Cumene	1.4	Not Detected	6.9	Not Detected
1,1,2,2-Tetrachloroethane	1.4	Not Detected	9.6	Not Detected
Propylbenzene	1.4	Not Detected	6.9	Not Detected
4-Ethyltoluene	1.4	Not Detected	6.9	Not Detected
1,3,5-Trimethylbenzene	1.4	Not Detected	6.9	Not Detected
1,2,4-Trimethylbenzene	1.4	Not Detected	6.9	Not Detected
1,3-Dichlorobenzene	1.4	Not Detected	8.4	Not Detected
1,4-Dichlorobenzene	1.4	Not Detected	8.4	Not Detected
alpha-Chlorotoluene	1.4	Not Detected	7.3	Not Detected
1,2-Dichlorobenzene	1.4	Not Detected	8.4	Not Detected
1,2,4-Trichlorobenzene	5.6	~~0.58 J~~ U	42	~~4.3 J~~ U
Hexachlorobutadiene	5.6	Not Detected	60	Not Detected
Butane	5.6	34	13	82
Isopentane	5.6	14	16	43

J = Estimated value.

Container Type: 1 Liter Summa Canister

Surrogates	%Recovery	Method Limits
Toluene-d8	98	70-130
1,2-Dichloroethane-d4	88	70-130
4-Bromofluorobenzene	95	70-130

eurofins | Air Toxics

Client Sample ID: VMP-51-30-020413

Lab ID#: 1302083A-15A

EPA METHOD TO-15 GC/MS FULL SCAN

File Name:	**p021409**	**Date of Collection:**	**2/4/13 2:15:00 PM**
Dil. Factor:	**2.89**	**Date of Analysis:**	**2/14/13 02:15 PM**

Compound	Rpt. Limit (ppbv)	Amount (ppbv)	Rpt. Limit (ug/m3)	Amount (ug/m3)
Freon 12	1.4	0.40 J	7.1	2.0 J
Freon 114	1.4	Not Detected	10	Not Detected
Chloromethane	14	Not Detected	30	Not Detected
Vinyl Chloride	1.4	Not Detected	3.7	Not Detected
1,3-Butadiene	1.4	Not Detected	3.2	Not Detected
Bromomethane	14	Not Detected	56	Not Detected
Chloroethane	5.8	Not Detected	15	Not Detected
Freon 11	1.4	~~0.25 J~~ U	8.1	~~1.4 J~~ U
Ethanol	5.8	1.2 J	11	2.3 J
Freon 113	1.4	Not Detected	11	Not Detected
1,1-Dichloroethene	1.4	Not Detected	5.7	Not Detected
Acetone	14	2.6 J	34	6.2 J
2-Propanol	5.8	0.64 J	14	1.6 J
Carbon Disulfide	5.8	~~1.3 J~~ U	18	~~4.1 J~~ U
3-Chloropropene	5.8	Not Detected	18	Not Detected
Methylene Chloride	14	Not Detected	50	Not Detected
Methyl tert-butyl ether	1.4	Not Detected	5.2	Not Detected
trans-1,2-Dichloroethene	1.4	Not Detected	5.7	Not Detected
Hexane	1.4	1.5	5.1	5.2
1,1-Dichloroethane	1.4	Not Detected	5.8	Not Detected
2-Butanone (Methyl Ethyl Ketone)	5.8	Not Detected	17	Not Detected
cis-1,2-Dichloroethene	1.4	Not Detected	5.7	Not Detected
Tetrahydrofuran	1.4	Not Detected	4.3	Not Detected
Chloroform	1.4	3.2	7.0	16
1,1,1-Trichloroethane	1.4	Not Detected	7.9	Not Detected
Cyclohexane	1.4	1.4	5.0	4.9
Carbon Tetrachloride	1.4	Not Detected	9.1	Not Detected
2,2,4-Trimethylpentane	1.4	0.88 J	6.8	4.1 J
Benzene	1.4	18	4.6	56
1,2-Dichloroethane	1.4	Not Detected	5.8	Not Detected
Heptane	1.4	0.62 J	5.9	2.6 J
Trichloroethene	1.4	Not Detected	7.8	Not Detected
1,2-Dichloropropane	1.4	Not Detected	6.7	Not Detected
1,4-Dioxane	5.8	Not Detected	21	Not Detected
Bromodichloromethane	1.4	Not Detected	9.7	Not Detected
cis-1,3-Dichloropropene	1.4	Not Detected	6.6	Not Detected
4-Methyl-2-pentanone	1.4	Not Detected	5.9	Not Detected
Toluene	1.4	~~0.22 J~~ U	5.4	~~0.82 J~~ U
trans-1,3-Dichloropropene	1.4	Not Detected	6.6	Not Detected
1,1,2-Trichloroethane	1.4	Not Detected	7.9	Not Detected
Tetrachloroethene	1.4	~~0.28 J~~ U	9.8	~~1.9 J~~ U
2-Hexanone	5.8	Not Detected	24	Not Detected

eurofins | Air Toxics

Client Sample ID: VMP-51-30-020413

Lab ID#: 1302083A-15A

EPA METHOD TO-15 GC/MS FULL SCAN

File Name:	**p021409**	**Date of Collection:**	**2/4/13 2:15:00 PM**
Dil. Factor:	**2.89**	**Date of Analysis:**	**2/14/13 02:15 PM**

Compound	Rpt. Limit (ppbv)	Amount (ppbv)	Rpt. Limit (ug/m3)	Amount (ug/m3)
Dibromochloromethane	1.4	Not Detected	12	Not Detected
1,2-Dibromoethane (EDB)	1.4	Not Detected	11	Not Detected
Chlorobenzene	1.4	Not Detected	6.6	Not Detected
Ethyl Benzene	1.4	Not Detected	6.3	Not Detected
m,p-Xylene	1.4	Not Detected	6.3	Not Detected
o-Xylene	1.4	Not Detected	6.3	Not Detected
Styrene	1.4	Not Detected	6.2	Not Detected
Bromoform	1.4	Not Detected	15	Not Detected
Cumene	1.4	Not Detected	7.1	Not Detected
1,1,2,2-Tetrachloroethane	1.4	Not Detected	9.9	Not Detected
Propylbenzene	1.4	Not Detected	7.1	Not Detected
4-Ethyltoluene	1.4	Not Detected	7.1	Not Detected
1,3,5-Trimethylbenzene	1.4	Not Detected	7.1	Not Detected
1,2,4-Trimethylbenzene	1.4	Not Detected	7.1	Not Detected
1,3-Dichlorobenzene	1.4	Not Detected	8.7	Not Detected
1,4-Dichlorobenzene	1.4	Not Detected	8.7	Not Detected
alpha-Chlorotoluene	1.4	Not Detected	7.5	Not Detected
1,2-Dichlorobenzene	1.4	Not Detected	8.7	Not Detected
1,2,4-Trichlorobenzene	5.8	~~0.48 J~~	43	~~3.6 J~~
Hexachlorobutadiene	5.8	Not Detected	62	Not Detected
Butane	5.8	3.0 J	14	7.1 J
Isopentane	5.8	5.5 J	17	16 J

J = Estimated value.

Container Type: 1 Liter Summa Canister

Surrogates	%Recovery	Method Limits
Toluene-d8	97	70-130
1,2-Dichloroethane-d4	85	70-130
4-Bromofluorobenzene	96	70-130

eurofins | Air Toxics

Client Sample ID: VMP-51-30-020413-DUP

Lab ID#: 1302083A-16A

EPA METHOD TO-15 GC/MS FULL SCAN

File Name:	**p021410**	**Date of Collection: 2/4/13 2:15:00 PM**	
Dil. Factor:	**2.81**	**Date of Analysis: 2/14/13 02:48 PM**	

Compound	Rpt. Limit (ppbv)	Amount (ppbv)	Rpt. Limit (ug/m3)	Amount (ug/m3)
Freon 12	1.4	0.44 J	6.9	2.2 J
Freon 114	1.4	Not Detected	9.8	Not Detected
Chloromethane	14	Not Detected	29	Not Detected
Vinyl Chloride	1.4	Not Detected	3.6	Not Detected
1,3-Butadiene	1.4	Not Detected	3.1	Not Detected
Bromomethane	14	Not Detected	54	Not Detected
Chloroethane	5.6	Not Detected	15	Not Detected
Freon 11	1.4	~~0.30 J~~ U	7.9	~~1.7 J~~ U
Ethanol	5.6	1.1 J	10	2.1 J
Freon 113	1.4	Not Detected	11	Not Detected
1,1-Dichloroethene	1.4	Not Detected	5.6	Not Detected
Acetone	14	4.2 J	33	10 J
2-Propanol	5.6	1.2 J	14	3.1 J
Carbon Disulfide	5.6	~~1.2 J~~ U	18	~~3.9 J~~ U
3-Chloropropene	5.6	Not Detected	18	Not Detected
Methylene Chloride	14	Not Detected	49	Not Detected
Methyl tert-butyl ether	1.4	Not Detected	5.1	Not Detected
trans-1,2-Dichloroethene	1.4	Not Detected	5.6	Not Detected
Hexane	1.4	2.0	5.0	7.0
1,1-Dichloroethane	1.4	Not Detected	5.7	Not Detected
2-Butanone (Methyl Ethyl Ketone)	5.6	Not Detected	16	Not Detected
cis-1,2-Dichloroethene	1.4	Not Detected	5.6	Not Detected
Tetrahydrofuran	1.4	Not Detected	4.1	Not Detected
Chloroform	1.4	3.0	6.9	15
1,1,1-Trichloroethane	1.4	Not Detected	7.7	Not Detected
Cyclohexane	1.4	2.5	4.8	8.7
Carbon Tetrachloride	1.4	Not Detected	8.8	Not Detected
2,2,4-Trimethylpentane	1.4	1.2 J	6.6	5.4 J
Benzene	1.4	28	4.5	91
1,2-Dichloroethane	1.4	Not Detected	5.7	Not Detected
Heptane	1.4	0.92 J	5.8	3.8 J
Trichloroethene	1.4	Not Detected	7.6	Not Detected
1,2-Dichloropropane	1.4	Not Detected	6.5	Not Detected
1,4-Dioxane	5.6	Not Detected	20	Not Detected
Bromodichloromethane	1.4	Not Detected	9.4	Not Detected
cis-1,3-Dichloropropene	1.4	Not Detected	6.4	Not Detected
4-Methyl-2-pentanone	1.4	Not Detected	5.8	Not Detected
Toluene	1.4	~~0.35 J~~ U	5.3	~~1.3 J~~ U
trans-1,3-Dichloropropene	1.4	Not Detected	6.4	Not Detected
1,1,2-Trichloroethane	1.4	Not Detected	7.7	Not Detected
Tetrachloroethene	1.4	~~0.31 J~~ U	9.5	~~2.1 J~~ U
2-Hexanone	5.6	Not Detected	23	Not Detected

eurofins | Air Toxics

Client Sample ID: VMP-51-30-020413-DUP

Lab ID#: 1302083A-16A

EPA METHOD TO-15 GC/MS FULL SCAN

File Name:	**p021410**	**Date of Collection: 2/4/13 2:15:00 PM**	
Dil. Factor:	**2.81**	**Date of Analysis: 2/14/13 02:48 PM**	

Compound	Rpt. Limit (ppbv)	Amount (ppbv)	Rpt. Limit (ug/m3)	Amount (ug/m3)
Dibromochloromethane	1.4	Not Detected	12	Not Detected
1,2-Dibromoethane (EDB)	1.4	Not Detected	11	Not Detected
Chlorobenzene	1.4	Not Detected	6.5	Not Detected
Ethyl Benzene	1.4	Not Detected	6.1	Not Detected
m,p-Xylene	1.4	Not Detected	6.1	Not Detected
o-Xylene	1.4	Not Detected	6.1	Not Detected
Styrene	1.4	Not Detected	6.0	Not Detected
Bromoform	1.4	Not Detected	14	Not Detected
Cumene	1.4	Not Detected	6.9	Not Detected
1,1,2,2-Tetrachloroethane	1.4	Not Detected	9.6	Not Detected
Propylbenzene	1.4	Not Detected	6.9	Not Detected
4-Ethyltoluene	1.4	Not Detected	6.9	Not Detected
1,3,5-Trimethylbenzene	1.4	Not Detected	6.9	Not Detected
1,2,4-Trimethylbenzene	1.4	Not Detected	6.9	Not Detected
1,3-Dichlorobenzene	1.4	Not Detected	8.4	Not Detected
1,4-Dichlorobenzene	1.4	Not Detected	8.4	Not Detected
alpha-Chlorotoluene	1.4	Not Detected	7.3	Not Detected
1,2-Dichlorobenzene	1.4	Not Detected	8.4	Not Detected
1,2,4-Trichlorobenzene	5.6	Not Detected	42	Not Detected
Hexachlorobutadiene	5.6	Not Detected	60	Not Detected
Butane	5.6	4.9 J	13	12 J
Isopentane	5.6	11	16	32

J = Estimated value.

Container Type: 1 Liter Summa Canister

Surrogates	%Recovery	Method Limits
Toluene-d8	97	70-130
1,2-Dichloroethane-d4	86	70-130
4-Bromofluorobenzene	96	70-130

eurofins | Air Toxics

Client Sample ID: VMP-51-30-020413-DUP Lab Duplicate

Lab ID#: 1302083A-16AA

EPA METHOD TO-15 GC/MS FULL SCAN

File Name:	**p021415**	**Date of Collection: 2/4/13 2:15:00 PM**	
Dil. Factor:	**2.81**	**Date of Analysis: 2/14/13 05:46 PM**	

Compound	Rpt. Limit (ppbv)	Amount (ppbv)	Rpt. Limit (ug/m3)	Amount (ug/m3)
Freon 12	1.4	0.40 J	6.9	2.0 J
Freon 114	1.4	Not Detected	9.8	Not Detected
Chloromethane	14	Not Detected	29	Not Detected
Vinyl Chloride	1.4	Not Detected	3.6	Not Detected
1,3-Butadiene	1.4	Not Detected	3.1	Not Detected
Bromomethane	14	Not Detected	54	Not Detected
Chloroethane	5.6	Not Detected	15	Not Detected
Freon 11	1.4	~~0.28 J~~	7.9	~~1.6 J~~
Ethanol	5.6	2.2 J	10	4.2 J
Freon 113	1.4	Not Detected	11	Not Detected
1,1-Dichloroethene	1.4	Not Detected	5.6	Not Detected
Acetone	14	4.6 J	33	11 J
2-Propanol	5.6	1.4 J	14	3.5 J
Carbon Disulfide	5.6	~~1.2 J~~	18	~~3.8 J~~
3-Chloropropene	5.6	Not Detected	18	Not Detected
Methylene Chloride	14	~~0.19 J~~	49	~~0.65 J~~
Methyl tert-butyl ether	1.4	Not Detected	5.1	Not Detected
trans-1,2-Dichloroethene	1.4	Not Detected	5.6	Not Detected
Hexane	1.4	2.3	5.0	8.0
1,1-Dichloroethane	1.4	Not Detected	5.7	Not Detected
2-Butanone (Methyl Ethyl Ketone)	5.6	Not Detected	16	Not Detected
cis-1,2-Dichloroethene	1.4	Not Detected	5.6	Not Detected
Tetrahydrofuran	1.4	Not Detected	4.1	Not Detected
Chloroform	1.4	3.1	6.9	15
1,1,1-Trichloroethane	1.4	Not Detected	7.7	Not Detected
Cyclohexane	1.4	2.6	4.8	8.8
Carbon Tetrachloride	1.4	Not Detected	8.8	Not Detected
2,2,4-Trimethylpentane	1.4	1.4	6.6	6.4
Benzene	1.4	29	4.5	94
1,2-Dichloroethane	1.4	Not Detected	5.7	Not Detected
Heptane	1.4	0.98 J	5.8	4.0 J
Trichloroethene	1.4	Not Detected	7.6	Not Detected
1,2-Dichloropropane	1.4	Not Detected	6.5	Not Detected
1,4-Dioxane	5.6	Not Detected	20	Not Detected
Bromodichloromethane	1.4	Not Detected	9.4	Not Detected
cis-1,3-Dichloropropene	1.4	Not Detected	6.4	Not Detected
4-Methyl-2-pentanone	1.4	Not Detected	5.8	Not Detected
Toluene	1.4	~~0.35 J~~	5.3	~~1.3 J~~
trans-1,3-Dichloropropene	1.4	Not Detected	6.4	Not Detected
1,1,2-Trichloroethane	1.4	Not Detected	7.7	Not Detected
Tetrachloroethene	1.4	~~0.29 J~~	9.5	~~2.0 J~~
2-Hexanone	5.6	Not Detected	23	Not Detected

eurofins | Air Toxics

Client Sample ID: VMP-51-30-020413-DUP Lab Duplicate
Lab ID#: 1302083A-16AA
EPA METHOD TO-15 GC/MS FULL SCAN

File Name:	**p021415**	**Date of Collection: 2/4/13 2:15:00 PM**	
Dil. Factor:	**2.81**	**Date of Analysis: 2/14/13 05:46 PM**	

Compound	Rpt. Limit (ppbv)	Amount (ppbv)	Rpt. Limit (ug/m3)	Amount (ug/m3)
Dibromochloromethane	1.4	Not Detected	12	Not Detected
1,2-Dibromoethane (EDB)	1.4	Not Detected	11	Not Detected
Chlorobenzene	1.4	Not Detected	6.5	Not Detected
Ethyl Benzene	1.4	Not Detected	6.1	Not Detected
m,p-Xylene	1.4	Not Detected	6.1	Not Detected
o-Xylene	1.4	Not Detected	6.1	Not Detected
Styrene	1.4	Not Detected	6.0	Not Detected
Bromoform	1.4	Not Detected	14	Not Detected
Cumene	1.4	Not Detected	6.9	Not Detected
1,1,2,2-Tetrachloroethane	1.4	Not Detected	9.6	Not Detected
Propylbenzene	1.4	Not Detected	6.9	Not Detected
4-Ethyltoluene	1.4	Not Detected	6.9	Not Detected
1,3,5-Trimethylbenzene	1.4	Not Detected	6.9	Not Detected
1,2,4-Trimethylbenzene	1.4	Not Detected	6.9	Not Detected
1,3-Dichlorobenzene	1.4	Not Detected	8.4	Not Detected
1,4-Dichlorobenzene	1.4	Not Detected	8.4	Not Detected
alpha-Chlorotoluene	1.4	Not Detected	7.3	Not Detected
1,2-Dichlorobenzene	1.4	Not Detected	8.4	Not Detected
1,2,4-Trichlorobenzene	5.6	Not Detected	42	Not Detected
Hexachlorobutadiene	5.6	Not Detected	60	Not Detected
Butane	5.6	5.7	13	14
Isopentane	5.6	11	16	33

J = Estimated value.

Container Type: 1 Liter Summa Canister

Surrogates	%Recovery	Method Limits
Toluene-d8	97	70-130
1,2-Dichloroethane-d4	87	70-130
4-Bromofluorobenzene	95	70-130

eurofins | Air Toxics

Client Sample ID: Lab Blank

Lab ID#: 1302083A-17A

EPA METHOD TO-15 GC/MS FULL SCAN

File Name:	**p021305a**	**Date of Collection: NA**	
Dil. Factor:	**1.00**	**Date of Analysis: 2/13/13 11:21 AM**	

Compound	Rpt. Limit (ppbv)	Amount (ppbv)	Rpt. Limit (ug/m3)	Amount (ug/m3)
Freon 12	0.50	Not Detected	2.5	Not Detected
Freon 114	0.50	Not Detected	3.5	Not Detected
Chloromethane	5.0	Not Detected	10	Not Detected
Vinyl Chloride	0.50	Not Detected	1.3	Not Detected
1,3-Butadiene	0.50	Not Detected	1.1	Not Detected
Bromomethane	5.0	0.26 J	19	1.0 J
Chloroethane	2.0	Not Detected	5.3	Not Detected
Freon 11	0.50	Not Detected	2.8	Not Detected
Ethanol	2.0	Not Detected	3.8	Not Detected
Freon 113	0.50	Not Detected	3.8	Not Detected
1,1-Dichloroethene	0.50	Not Detected	2.0	Not Detected
Acetone	5.0	0.40 J	12	0.95 J
2-Propanol	2.0	Not Detected	4.9	Not Detected
Carbon Disulfide	2.0	0.35 J	6.2	1.1 J
3-Chloropropene	2.0	Not Detected	6.3	Not Detected
Methylene Chloride	5.0	0.091 J	17	0.32 J
Methyl tert-butyl ether	0.50	Not Detected	1.8	Not Detected
trans-1,2-Dichloroethene	0.50	Not Detected	2.0	Not Detected
Hexane	0.50	Not Detected	1.8	Not Detected
1,1-Dichloroethane	0.50	Not Detected	2.0	Not Detected
2-Butanone (Methyl Ethyl Ketone)	2.0	Not Detected	5.9	Not Detected
cis-1,2-Dichloroethene	0.50	Not Detected	2.0	Not Detected
Tetrahydrofuran	0.50	Not Detected	1.5	Not Detected
Chloroform	0.50	Not Detected	2.4	Not Detected
1,1,1-Trichloroethane	0.50	Not Detected	2.7	Not Detected
Cyclohexane	0.50	Not Detected	1.7	Not Detected
Carbon Tetrachloride	0.50	Not Detected	3.1	Not Detected
2,2,4-Trimethylpentane	0.50	Not Detected	2.3	Not Detected
Benzene	0.50	Not Detected	1.6	Not Detected
1,2-Dichloroethane	0.50	Not Detected	2.0	Not Detected
Heptane	0.50	Not Detected	2.0	Not Detected
Trichloroethene	0.50	Not Detected	2.7	Not Detected
1,2-Dichloropropane	0.50	Not Detected	2.3	Not Detected
1,4-Dioxane	2.0	Not Detected	7.2	Not Detected
Bromodichloromethane	0.50	Not Detected	3.4	Not Detected
cis-1,3-Dichloropropene	0.50	Not Detected	2.3	Not Detected
4-Methyl-2-pentanone	0.50	Not Detected	2.0	Not Detected
Toluene	0.50	0.085 J	1.9	0.32 J
trans-1,3-Dichloropropene	0.50	Not Detected	2.3	Not Detected
1,1,2-Trichloroethane	0.50	Not Detected	2.7	Not Detected
Tetrachloroethene	0.50	0.097 J	3.4	0.66 J
2-Hexanone	2.0	Not Detected	8.2	Not Detected

eurofins | Air Toxics

Client Sample ID: Lab Blank

Lab ID#: 1302083A-17A

EPA METHOD TO-15 GC/MS FULL SCAN

File Name:	**p021305a**	**Date of Collection: NA**	
Dil. Factor:	**1.00**	**Date of Analysis: 2/13/13 11:21 AM**	

Compound	Rpt. Limit (ppbv)	Amount (ppbv)	Rpt. Limit (ug/m3)	Amount (ug/m3)
Dibromochloromethane	0.50	Not Detected	4.2	Not Detected
1,2-Dibromoethane (EDB)	0.50	Not Detected	3.8	Not Detected
Chlorobenzene	0.50	0.12 J	2.3	0.55 J
Ethyl Benzene	0.50	0.094 J	2.2	0.41 J
m,p-Xylene	0.50	0.11 J	2.2	0.48 J
o-Xylene	0.50	0.10 J	2.2	0.45 J
Styrene	0.50	0.094 J	2.1	0.40 J
Bromoform	0.50	Not Detected	5.2	Not Detected
Cumene	0.50	0.16 J	2.4	0.77 J
1,1,2,2-Tetrachloroethane	0.50	0.15 J	3.4	1.0 J
Propylbenzene	0.50	0.18 J	2.4	0.90 J
4-Ethyltoluene	0.50	0.16 J	2.4	0.80 J
1,3,5-Trimethylbenzene	0.50	0.27 J	2.4	1.3 J
1,2,4-Trimethylbenzene	0.50	0.21 J	2.4	1.0 J
1,3-Dichlorobenzene	0.50	0.28 J	3.0	1.7 J
1,4-Dichlorobenzene	0.50	0.30 J	3.0	1.8 J
alpha-Chlorotoluene	0.50	0.17 J	2.6	0.90 J
1,2-Dichlorobenzene	0.50	0.28 J	3.0	1.7 J
1,2,4-Trichlorobenzene	2.0	1.2 J	15	9.1 J
Hexachlorobutadiene	2.0	0.67 J	21	7.2 J
Butane	2.0	Not Detected	4.8	Not Detected
Isopentane	2.0	Not Detected	5.9	Not Detected

J = Estimated value.

Container Type: NA - Not Applicable

Surrogates	%Recovery	Method Limits
Toluene-d8	96	70-130
1,2-Dichloroethane-d4	79	70-130
4-Bromofluorobenzene	98	70-130

eurofins | Air Toxics

Client Sample ID: Lab Blank

Lab ID#: 1302083A-17B

EPA METHOD TO-15 GC/MS FULL SCAN

File Name:	**p021405a**	**Date of Collection: NA**	
Dil. Factor:	**1.00**	**Date of Analysis: 2/14/13 11:42 AM**	

Compound	Rpt. Limit (ppbv)	Amount (ppbv)	Rpt. Limit (ug/m3)	Amount (ug/m3)
Freon 12	0.50	Not Detected	2.5	Not Detected
Freon 114	0.50	Not Detected	3.5	Not Detected
Chloromethane	5.0	Not Detected	10	Not Detected
Vinyl Chloride	0.50	Not Detected	1.3	Not Detected
1,3-Butadiene	0.50	Not Detected	1.1	Not Detected
Bromomethane	5.0	0.30 J	19	1.2 J
Chloroethane	2.0	Not Detected	5.3	Not Detected
Freon 11	0.50	0.074 J	2.8	0.42 J
Ethanol	2.0	Not Detected	3.8	Not Detected
Freon 113	0.50	Not Detected	3.8	Not Detected
1,1-Dichloroethene	0.50	Not Detected	2.0	Not Detected
Acetone	5.0	Not Detected	12	Not Detected
2-Propanol	2.0	Not Detected	4.9	Not Detected
Carbon Disulfide	2.0	0.49 J	6.2	1.5 J
3-Chloropropene	2.0	Not Detected	6.3	Not Detected
Methylene Chloride	5.0	0.19 J	17	0.66 J
Methyl tert-butyl ether	0.50	Not Detected	1.8	Not Detected
trans-1,2-Dichloroethene	0.50	Not Detected	2.0	Not Detected
Hexane	0.50	Not Detected	1.8	Not Detected
1,1-Dichloroethane	0.50	Not Detected	2.0	Not Detected
2-Butanone (Methyl Ethyl Ketone)	2.0	Not Detected	5.9	Not Detected
cis-1,2-Dichloroethene	0.50	Not Detected	2.0	Not Detected
Tetrahydrofuran	0.50	Not Detected	1.5	Not Detected
Chloroform	0.50	Not Detected	2.4	Not Detected
1,1,1-Trichloroethane	0.50	Not Detected	2.7	Not Detected
Cyclohexane	0.50	Not Detected	1.7	Not Detected
Carbon Tetrachloride	0.50	Not Detected	3.1	Not Detected
2,2,4-Trimethylpentane	0.50	0.053 J	2.3	0.25 J
Benzene	0.50	Not Detected	1.6	Not Detected
1,2-Dichloroethane	0.50	Not Detected	2.0	Not Detected
Heptane	0.50	Not Detected	2.0	Not Detected
Trichloroethene	0.50	Not Detected	2.7	Not Detected
1,2-Dichloropropane	0.50	Not Detected	2.3	Not Detected
1,4-Dioxane	2.0	Not Detected	7.2	Not Detected
Bromodichloromethane	0.50	Not Detected	3.4	Not Detected
cis-1,3-Dichloropropene	0.50	Not Detected	2.3	Not Detected
4-Methyl-2-pentanone	0.50	Not Detected	2.0	Not Detected
Toluene	0.50	0.072 J	1.9	0.27 J
trans-1,3-Dichloropropene	0.50	0.16 J	2.3	0.74 J
1,1,2-Trichloroethane	0.50	Not Detected	2.7	Not Detected
Tetrachloroethene	0.50	0.13 J	3.4	0.89 J
2-Hexanone	2.0	Not Detected	8.2	Not Detected

eurofins | Air Toxics

Client Sample ID: Lab Blank

Lab ID#: 1302083A-17B

EPA METHOD TO-15 GC/MS FULL SCAN

File Name:	**p021405a**	**Date of Collection: NA**	
Dil. Factor:	**1.00**	**Date of Analysis: 2/14/13 11:42 AM**	

Compound	Rpt. Limit (ppbv)	Amount (ppbv)	Rpt. Limit (ug/m3)	Amount (ug/m3)
Dibromochloromethane	0.50	Not Detected	4.2	Not Detected
1,2-Dibromoethane (EDB)	0.50	Not Detected	3.8	Not Detected
Chlorobenzene	0.50	0.11 J	2.3	0.50 J
Ethyl Benzene	0.50	Not Detected	2.2	Not Detected
m,p-Xylene	0.50	Not Detected	2.2	Not Detected
o-Xylene	0.50	0.099 J	2.2	0.43 J
Styrene	0.50	0.098 J	2.1	0.42 J
Bromoform	0.50	Not Detected	5.2	Not Detected
Cumene	0.50	0.16 J	2.4	0.79 J
1,1,2,2-Tetrachloroethane	0.50	0.15 J	3.4	1.0 J
Propylbenzene	0.50	0.18 J	2.4	0.87 J
4-Ethyltoluene	0.50	0.15 J	2.4	0.74 J
1,3,5-Trimethylbenzene	0.50	0.27 J	2.4	1.3 J
1,2,4-Trimethylbenzene	0.50	0.21 J	2.4	1.0 J
1,3-Dichlorobenzene	0.50	0.36 J	3.0	2.2 J
1,4-Dichlorobenzene	0.50	0.34 J	3.0	2.0 J
alpha-Chlorotoluene	0.50	0.20 J	2.6	1.0 J
1,2-Dichlorobenzene	0.50	0.32 J	3.0	1.9 J
1,2,4-Trichlorobenzene	2.0	1.4 J	15	10 J
Hexachlorobutadiene	2.0	0.79 J	21	8.4 J
Butane	2.0	Not Detected	4.8	Not Detected
Isopentane	2.0	Not Detected	5.9	Not Detected

J = Estimated value.

Container Type: NA - Not Applicable

Surrogates	%Recovery	Method Limits
Toluene-d8	96	70-130
1,2-Dichloroethane-d4	83	70-130
4-Bromofluorobenzene	97	70-130

eurofins | Air Toxics

Client Sample ID: CCV
Lab ID#: 1302083A-18A

EPA METHOD TO-15 GC/MS FULL SCAN

File Name:	**p021302**	**Date of Collection: NA**	
Dil. Factor:	**1.00**	**Date of Analysis: 2/13/13 09:35 AM**	

Compound	%Recovery
Freon 12	86
Freon 114	96
Chloromethane	86
Vinyl Chloride	99
1,3-Butadiene	96
Bromomethane	99
Chloroethane	99
Freon 11	83
Ethanol	96
Freon 113	95
1,1-Dichloroethene	103
Acetone	102
2-Propanol	97
Carbon Disulfide	97
3-Chloropropene	106
Methylene Chloride	90
Methyl tert-butyl ether	111
trans-1,2-Dichloroethene	106
Hexane	106
1,1-Dichloroethane	94
2-Butanone (Methyl Ethyl Ketone)	103
cis-1,2-Dichloroethene	112
Tetrahydrofuran	106
Chloroform	90
1,1,1-Trichloroethane	89
Cyclohexane	118
Carbon Tetrachloride	85
2,2,4-Trimethylpentane	110
Benzene	100
1,2-Dichloroethane	80
Heptane	113
Trichloroethene	79
1,2-Dichloropropane	98
1,4-Dioxane	111
Bromodichloromethane	85
cis-1,3-Dichloropropene	102
4-Methyl-2-pentanone	111
Toluene	99
trans-1,3-Dichloropropene	100
1,1,2-Trichloroethane	100
Tetrachloroethene	97
2-Hexanone	107

eurofins | Air Toxics

Client Sample ID: CCV
Lab ID#: 1302083A-18A

EPA METHOD TO-15 GC/MS FULL SCAN

File Name:	**p021302**	**Date of Collection: NA**	
Dil. Factor:	**1.00**	**Date of Analysis: 2/13/13 09:35 AM**	

Compound	%Recovery
Dibromochloromethane	96
1,2-Dibromoethane (EDB)	99
Chlorobenzene	95
Ethyl Benzene	106
m,p-Xylene	111
o-Xylene	112
Styrene	116
Bromoform	97
Cumene	110
1,1,2,2-Tetrachloroethane	106
Propylbenzene	102
4-Ethyltoluene	109
1,3,5-Trimethylbenzene	114
1,2,4-Trimethylbenzene	112
1,3-Dichlorobenzene	100
1,4-Dichlorobenzene	98
alpha-Chlorotoluene	102
1,2-Dichlorobenzene	100
1,2,4-Trichlorobenzene	101
Hexachlorobutadiene	92
Butane	93
Isopentane	98

Container Type: NA - Not Applicable

Surrogates	%Recovery	Method Limits
Toluene-d8	99	70-130
1,2-Dichloroethane-d4	81	70-130
4-Bromofluorobenzene	99	70-130

eurofins | Air Toxics

Client Sample ID: CCV

Lab ID#: 1302083A-18B

EPA METHOD TO-15 GC/MS FULL SCAN

File Name:	**p021402**	**Date of Collection: NA**	
Dil. Factor:	**1.00**	**Date of Analysis: 2/14/13 10:07 AM**	

Compound	%Recovery
Freon 12	90
Freon 114	97
Chloromethane	88
Vinyl Chloride	99
1,3-Butadiene	96
Bromomethane	100
Chloroethane	97
Freon 11	87
Ethanol	93
Freon 113	97
1,1-Dichloroethene	102
Acetone	101
2-Propanol	98
Carbon Disulfide	98
3-Chloropropene	105
Methylene Chloride	93
Methyl tert-butyl ether	112
trans-1,2-Dichloroethene	105
Hexane	106
1,1-Dichloroethane	94
2-Butanone (Methyl Ethyl Ketone)	102
cis-1,2-Dichloroethene	108
Tetrahydrofuran	107
Chloroform	92
1,1,1-Trichloroethane	93
Cyclohexane	116
Carbon Tetrachloride	90
2,2,4-Trimethylpentane	110
Benzene	100
1,2-Dichloroethane	83
Heptane	110
Trichloroethene	80
1,2-Dichloropropane	97
1,4-Dioxane	110
Bromodichloromethane	88
cis-1,3-Dichloropropene	102
4-Methyl-2-pentanone	113
Toluene	98
trans-1,3-Dichloropropene	100
1,1,2-Trichloroethane	100
Tetrachloroethene	97
2-Hexanone	105

eurofins | Air Toxics

Client Sample ID: CCV
Lab ID#: 1302083A-18B

EPA METHOD TO-15 GC/MS FULL SCAN

File Name:	**p021402**	**Date of Collection: NA**	
Dil. Factor:	**1.00**	**Date of Analysis: 2/14/13 10:07 AM**	

Compound	%Recovery
Dibromochloromethane	98
1,2-Dibromoethane (EDB)	98
Chlorobenzene	94
Ethyl Benzene	105
m,p-Xylene	110
o-Xylene	110
Styrene	114
Bromoform	99
Cumene	109
1,1,2,2-Tetrachloroethane	108
Propylbenzene	103
4-Ethyltoluene	110
1,3,5-Trimethylbenzene	111
1,2,4-Trimethylbenzene	111
1,3-Dichlorobenzene	100
1,4-Dichlorobenzene	99
alpha-Chlorotoluene	103
1,2-Dichlorobenzene	101
1,2,4-Trichlorobenzene	101
Hexachlorobutadiene	95
Butane	94
Isopentane	98

Container Type: NA - Not Applicable

Surrogates	%Recovery	Method Limits
Toluene-d8	99	70-130
1,2-Dichloroethane-d4	89	70-130
4-Bromofluorobenzene	99	70-130

eurofins | Air Toxics

Client Sample ID: LCS

Lab ID#: 1302083A-19A

EPA METHOD TO-15 GC/MS FULL SCAN

File Name:	**p021303**	**Date of Collection: NA**	
Dil. Factor:	**1.00**	**Date of Analysis: 2/13/13 10:08 AM**	

Compound	%Recovery
Freon 12	85
Freon 114	93
Chloromethane	92
Vinyl Chloride	99
1,3-Butadiene	95
Bromomethane	96
Chloroethane	96
Freon 11	82
Ethanol	75
Freon 113	94
1,1-Dichloroethene	104
Acetone	99
2-Propanol	95
Carbon Disulfide	118
3-Chloropropene	115
Methylene Chloride	88
Methyl tert-butyl ether	104
trans-1,2-Dichloroethene	114
Hexane	101
1,1-Dichloroethane	91
2-Butanone (Methyl Ethyl Ketone)	104
cis-1,2-Dichloroethene	106
Tetrahydrofuran	101
Chloroform	88
1,1,1-Trichloroethane	88
Cyclohexane	116
Carbon Tetrachloride	84
2,2,4-Trimethylpentane	105
Benzene	98
1,2-Dichloroethane	77
Heptane	106
Trichloroethene	78
1,2-Dichloropropane	94
1,4-Dioxane	106
Bromodichloromethane	83
cis-1,3-Dichloropropene	99
4-Methyl-2-pentanone	108
Toluene	94
trans-1,3-Dichloropropene	98
1,1,2-Trichloroethane	95
Tetrachloroethene	93
2-Hexanone	100

eurofins | Air Toxics

Client Sample ID: LCS
Lab ID#: 1302083A-19A

EPA METHOD TO-15 GC/MS FULL SCAN

File Name:	**p021303**	**Date of Collection: NA**	
Dil. Factor:	**1.00**	**Date of Analysis: 2/13/13 10:08 AM**	

Compound	%Recovery
Dibromochloromethane	91
1,2-Dibromoethane (EDB)	96
Chlorobenzene	93
Ethyl Benzene	102
m,p-Xylene	106
o-Xylene	109
Styrene	111
Bromoform	91
Cumene	107
1,1,2,2-Tetrachloroethane	106
Propylbenzene	101
4-Ethyltoluene	102
1,3,5-Trimethylbenzene	108
1,2,4-Trimethylbenzene	107
1,3-Dichlorobenzene	98
1,4-Dichlorobenzene	96
alpha-Chlorotoluene	99
1,2-Dichlorobenzene	100
1,2,4-Trichlorobenzene	102
Hexachlorobutadiene	92
Butane	86
Isopentane	94

Container Type: NA - Not Applicable

Surrogates	%Recovery	Method Limits
Toluene-d8	98	70-130
1,2-Dichloroethane-d4	82	70-130
4-Bromofluorobenzene	101	70-130

eurofins | Air Toxics

Client Sample ID: LCSD
Lab ID#: 1302083A-19AA

EPA METHOD TO-15 GC/MS FULL SCAN

File Name:	**p021304**	**Date of Collection: NA**	
Dil. Factor:	**1.00**	**Date of Analysis: 2/13/13 10:31 AM**	

Compound	%Recovery
Freon 12	81
Freon 114	91
Chloromethane	88
Vinyl Chloride	96
1,3-Butadiene	91
Bromomethane	94
Chloroethane	95
Freon 11	79
Ethanol	74
Freon 113	91
1,1-Dichloroethene	103
Acetone	95
2-Propanol	92
Carbon Disulfide	112
3-Chloropropene	113
Methylene Chloride	85
Methyl tert-butyl ether	97
trans-1,2-Dichloroethene	112
Hexane	98
1,1-Dichloroethane	89
2-Butanone (Methyl Ethyl Ketone)	96
cis-1,2-Dichloroethene	106
Tetrahydrofuran	98
Chloroform	86
1,1,1-Trichloroethane	85
Cyclohexane	113
Carbon Tetrachloride	82
2,2,4-Trimethylpentane	103
Benzene	97
1,2-Dichloroethane	76
Heptane	105
Trichloroethene	77
1,2-Dichloropropane	94
1,4-Dioxane	104
Bromodichloromethane	83
cis-1,3-Dichloropropene	99
4-Methyl-2-pentanone	104
Toluene	94
trans-1,3-Dichloropropene	95
1,1,2-Trichloroethane	95
Tetrachloroethene	92
2-Hexanone	101

eurofins | Air Toxics

Client Sample ID: LCSD

Lab ID#: 1302083A-19AA

EPA METHOD TO-15 GC/MS FULL SCAN

File Name:	**p021304**	**Date of Collection: NA**	
Dil. Factor:	**1.00**	**Date of Analysis: 2/13/13 10:31 AM**	

Compound	%Recovery
Dibromochloromethane	91
1,2-Dibromoethane (EDB)	94
Chlorobenzene	93
Ethyl Benzene	102
m,p-Xylene	107
o-Xylene	109
Styrene	111
Bromoform	91
Cumene	107
1,1,2,2-Tetrachloroethane	106
Propylbenzene	100
4-Ethyltoluene	103
1,3,5-Trimethylbenzene	108
1,2,4-Trimethylbenzene	106
1,3-Dichlorobenzene	98
1,4-Dichlorobenzene	95
alpha-Chlorotoluene	98
1,2-Dichlorobenzene	99
1,2,4-Trichlorobenzene	104
Hexachlorobutadiene	92
Butane	84
Isopentane	91

Container Type: NA - Not Applicable

Surrogates	%Recovery	Method Limits
Toluene-d8	98	70-130
1,2-Dichloroethane-d4	81	70-130
4-Bromofluorobenzene	101	70-130

eurofins | Air Toxics

Client Sample ID: LCS

Lab ID#: 1302083A-19B

EPA METHOD TO-15 GC/MS FULL SCAN

File Name:	**p021403**	**Date of Collection: NA**	
Dil. Factor:	**1.00**	**Date of Analysis: 2/14/13 10:43 AM**	

Compound	%Recovery
Freon 12	84
Freon 114	92
Chloromethane	91
Vinyl Chloride	96
1,3-Butadiene	90
Bromomethane	94
Chloroethane	93
Freon 11	82
Ethanol	71
Freon 113	91
1,1-Dichloroethene	102
Acetone	93
2-Propanol	92
Carbon Disulfide	112
3-Chloropropene	108
Methylene Chloride	87
Methyl tert-butyl ether	104
trans-1,2-Dichloroethene	110
Hexane	97
1,1-Dichloroethane	89
2-Butanone (Methyl Ethyl Ketone)	94
cis-1,2-Dichloroethene	100
Tetrahydrofuran	95
Chloroform	87
1,1,1-Trichloroethane	88
Cyclohexane	108
Carbon Tetrachloride	84
2,2,4-Trimethylpentane	101
Benzene	97
1,2-Dichloroethane	79
Heptane	104
Trichloroethene	78
1,2-Dichloropropane	94
1,4-Dioxane	103
Bromodichloromethane	85
cis-1,3-Dichloropropene	99
4-Methyl-2-pentanone	105
Toluene	94
trans-1,3-Dichloropropene	96
1,1,2-Trichloroethane	93
Tetrachloroethene	91
2-Hexanone	98

eurofins | Air Toxics

Client Sample ID: LCS

Lab ID#: 1302083A-19B

EPA METHOD TO-15 GC/MS FULL SCAN

File Name:	**p021403**	**Date of Collection: NA**	
Dil. Factor:	**1.00**	**Date of Analysis: 2/14/13 10:43 AM**	

Compound	%Recovery
Dibromochloromethane	92
1,2-Dibromoethane (EDB)	94
Chlorobenzene	91
Ethyl Benzene	100
m,p-Xylene	104
o-Xylene	105
Styrene	109
Bromoform	91
Cumene	105
1,1,2,2-Tetrachloroethane	104
Propylbenzene	99
4-Ethyltoluene	98
1,3,5-Trimethylbenzene	106
1,2,4-Trimethylbenzene	104
1,3-Dichlorobenzene	96
1,4-Dichlorobenzene	94
alpha-Chlorotoluene	96
1,2-Dichlorobenzene	97
1,2,4-Trichlorobenzene	100
Hexachlorobutadiene	91
Butane	83
Isopentane	92

Container Type: NA - Not Applicable

Surrogates	%Recovery	Method Limits
Toluene-d8	100	70-130
1,2-Dichloroethane-d4	84	70-130
4-Bromofluorobenzene	98	70-130

eurofins | Air Toxics

Client Sample ID: LCSD
Lab ID#: 1302083A-19BB
EPA METHOD TO-15 GC/MS FULL SCAN

File Name:	**p021404**	**Date of Collection: NA**	
Dil. Factor:	**1.00**	**Date of Analysis: 2/14/13 11:03 AM**	

Compound	%Recovery
Freon 12	89
Freon 114	96
Chloromethane	96
Vinyl Chloride	101
1,3-Butadiene	95
Bromomethane	101
Chloroethane	99
Freon 11	86
Ethanol	78
Freon 113	98
1,1-Dichloroethene	108
Acetone	100
2-Propanol	97
Carbon Disulfide	119
3-Chloropropene	121
Methylene Chloride	91
Methyl tert-butyl ether	110
trans-1,2-Dichloroethene	116
Hexane	104
1,1-Dichloroethane	95
2-Butanone (Methyl Ethyl Ketone)	104
cis-1,2-Dichloroethene	110
Tetrahydrofuran	103
Chloroform	94
1,1,1-Trichloroethane	93
Cyclohexane	116
Carbon Tetrachloride	89
2,2,4-Trimethylpentane	108
Benzene	100
1,2-Dichloroethane	82
Heptane	108
Trichloroethene	81
1,2-Dichloropropane	96
1,4-Dioxane	105
Bromodichloromethane	87
cis-1,3-Dichloropropene	102
4-Methyl-2-pentanone	109
Toluene	98
trans-1,3-Dichloropropene	99
1,1,2-Trichloroethane	96
Tetrachloroethene	96
2-Hexanone	102

eurofins | Air Toxics

Client Sample ID: LCSD
Lab ID#: 1302083A-19BB

EPA METHOD TO-15 GC/MS FULL SCAN

File Name:	**p021404**	**Date of Collection: NA**	
Dil. Factor:	**1.00**	**Date of Analysis: 2/14/13 11:03 AM**	

Compound	%Recovery
Dibromochloromethane	96
1,2-Dibromoethane (EDB)	98
Chlorobenzene	95
Ethyl Benzene	104
m,p-Xylene	110
o-Xylene	111
Styrene	113
Bromoform	95
Cumene	110
1,1,2,2-Tetrachloroethane	109
Propylbenzene	104
4-Ethyltoluene	103
1,3,5-Trimethylbenzene	112
1,2,4-Trimethylbenzene	109
1,3-Dichlorobenzene	101
1,4-Dichlorobenzene	100
alpha-Chlorotoluene	102
1,2-Dichlorobenzene	103
1,2,4-Trichlorobenzene	107
Hexachlorobutadiene	97
Butane	88
Isopentane	96

Container Type: NA - Not Applicable

Surrogates	%Recovery	Method Limits
Toluene-d8	100	70-130
1,2-Dichloroethane-d4	87	70-130
4-Bromofluorobenzene	100	70-130

Shell Oil Products Chain Of Custody Record

URS

Air Toxics LTD.
Project Name: Roxana Soil Vapor
Project # 21562850.04001
Lab Vendor #

Please Check Appropriate Box: ☑ ENV. SERVICES ☐ MOTIVA RETAIL ☐ SHELL RETAIL ☐ MOTIVA SD&CM ☐ CONSULTANT ☐ LUBES ☐ SHELL PIPELINE ☐ OTHER

Print Bill To Contact Name: Robert Moosheglan

INCIDENT # (ENV SERVICES): 9 7 2 1 6 8 4 0 ☐ CHECK IF NO INCIDENT # APPLIES

DATE: 02/04/13

PAGE: 1 of 2

PO #:

SAP #: 3 4 0 0 6 1

SAMPLING COMPANY: URS CORPORATION

LOG CODE:

SITE ADDRESS: Street and City: 900 SOUTH CENTRAL AVE – ROXANA

State: IL

GLOBAL ID NO.:

ADDRESS: 1001 HIGHLANDS PLAZA DRIVE WEST - SUITE 300; ST. LOUIS, MO 63110

PROJECT MGR. (Name, Company, Office Location): Elizabeth Kunkel, URS, St. Louis

PHONE NO.: 314-743-4179

EMAIL: Elizabeth.Kunkel@URSCorp.com

CONSULTANT PROJECT NAME/#: Roxana Soil Vapor

LABORATORY ADDRESS: Air Toxics, LTD 180 Blue Ravine Road, Suite B, Folsom, CA 95630-4719

TELEPHONE:

FAX: 314-429-0462

BILL TO (Company) EMAIL: Robert.Moosheglan@urs.com

C. Williams, L. Rathnow, S. Jansen, M. Mittermeyer, J. Staetter, B. Lehan, M. Currier

TURNAROUND TIME (CALENDAR DAYS): ☑ STANDARD (14 DAY) ☐ 5 DAYS ☐ 3 DAYS ☐ 2 DAYS ☐ 24 HOURS ☐ RESULTS NEEDED ON WEEKEND

☐ LA - RWQCB REPORT FORMAT ☑ UST AGENCY:

DELIVERABLES: ☐ LEVEL 1 ☐ LEVEL 2 ☐ LEVEL 3 ☑ LEVEL 4 ☐ OTHER (SPECIFY)

☑ SHELL CONTRACT RATE APPLIES
☐ STATE REIMBURSEMENT RATE APPLIES
☐ EDD NOT NEEDED
☑ RECEIPT VERIFICATION REQUESTED

REQUESTED ANALYSIS

LAB USE ONLY	Field Sample Identification	SAMPLING DATE	SAMPLING TIME	Canister Number	Canister Pressure/Vacuum: Initial	Final	Receipt	Final (psi)	Modified TO-15 + Butane & Isopentane	ASTM D-1946 + Helium
	VMP-48-5-020113	02/01/13	1050-1120	37298	-29.5	-8.5			X	X
	VMP-48-10-020113	02/01/13	1313-1343	2180	-29.5	-9			X	X
	VMP-48-20-020113	02/01/13	1405-1435	37770	-30	-8			X	X
	VMP-48-30-020113	02/01/13	1501-1531	34573	-30	-8			X	X
	VMP-48-30-020113-DUP	02/01/13	1501-1531	36473	-30	-7.5			X	X
	VMP-50-10-020113	02/01/13	1259-1330	35634	-30	-10.5			X	X
	VMP-51-5-020113	02/01/13	1340-1413	37385	-30	-10			X	X
	VMP-51-10-020113	02/01/13	1514-1546	37427	-30	-10.5			X	X
	VMP-51-20-020113	02/01/13	1428-1456	35624	-30	-8.5			X	X
									X	X

Turn Around Time: ☑ Normal ☐ Rush Specify

Lab Use Only: Pressurized by: Date: Pressurization Gas: N_2 He

ADDITIONAL NOTES:

- 14 day hold time
- Report results between MDL and RL
- Level IV ECVP

Relinquished by: (Signature)

Received by: (Signature) FEDEX

Date: 2/4/13 Time: 1830

Relinquished by: (Signature)

Received by: (Signature)

Date: 2/5/13 Time: 0925

Relinquished by: (Signature)

Received by: (Signature)

Custody Seal Intact? (Y) N None Temp N/A

Date: Time:

05/2/08 Revision

1302083

Shell Oil Products Chain Of Custody Record

URS

Air Toxics LTD.
Project Name: Roxana Soil Vapor
Project # 21562850.04001

Lab Vendor #

Please Check Appropriate Box:
☑ ENV. SERVICES ☐ MOTIVA RETAIL ☐ SHELL RETAIL
☐ MOTIVA SD&CM ☐ CONSULTANT ☐ LUBES
☐ SHELL PIPELINE ☐ OTHER

Print Bill To Contact Name: Robert Mocshegian

PO #

INCIDENT # (ENV SERVICES) 9 7 2 1 6 6 4 0

SAP # 3 4 0 0 6 1

☐ CHECK IF NO INCIDENT # APPLIES

DATE: 02/04/13

PAGE: 2 of 2

SAMPLING COMPANY: URS CORPORATION

LOG CODE:

ADDRESS: 1001 HIGHLANDS PLAZA DRIVE WEST - SUITE 300; ST. LOUIS, MO 63110

Laboratory Address: Air Toxics, LTD 180 Blue Ravine Road, Suite B, Folsom, CA 95630-4719

TELEPHONE:

FAX: 314-429-0462

Bill To Contact E-MAIL: Robert.Mocshegian@urs.com

SITE ADDRESS: Street and City: 900 SOUTH CENTRAL AVE -- ROXANA

State: IL

GLOBAL ID NO.:

EDF DELIVERABLE TO (Name, Company, Office Location): Elizabeth Kunkel, URS, St. Louis

PHONE NO.: 314-743-4179

E-MAIL: Elizabeth_Kunkel@URSCorp.com

CONSULTANT PROJECT NAME#: Roxana Soil Vapor

C. Williams, L. Rethnow, S. Jensen, M. Mittermeyer, J. Staetter, B. Lehan, M. Currier

TURNAROUND TIME (CALENDAR DAYS):
☑ STANDARD (14 DAY) ☐ 5 DAYS ☐ 3 DAYS ☐ 2 DAYS ☐ 24 HOURS ☐ RESULTS NEEDED ON WEEKEND

☐ LA - RWQCB REPORT FORMAT ☑ UST AGENCY:

DELIVERABLES: ☐ LEVEL 1 ☐ LEVEL 2 ☐ LEVEL 3 ☑ LEVEL 4 ☐ OTHER (SPECIFY)

☑ SHELL CONTRACT RATE APPLIES
☐ STATE REIMBURSEMENT RATE APPLIES
☐ EDD NOT NEEDED
☑ RECEIPT VERIFICATION REQUESTED

REQUESTED ANALYSIS

Turn Around Time: ☑ Normal ☐ Rush Specify

Lab Use Only
Pressurized by:
Date:
Pressurization Gas: N_2 He

LAB USE ONLY	Field Sample Identification	SAMPLING DATE	SAMPLING TIME	Canister Number	Canister Pressure/Vacuum Initial	Final	Receipt	Final (psi)	Modified TO-15 + Butane & Isopentane	ASTM D-1946 + Helium
10A	VMP-52-5-020413	02/04/13	0917-0947	100188	-30	-8			X	X
11A	VMP-52-10-020413	02/04/13	1006-1036	37353	-30	-7			X	X
12A	VMP-52-20-020413	02/04/13	1052-1122	33645	-30	-8.5			X	X
13A	VMP-52-20-020413-DUP	02/04/13	1052-1122	37425	-30	-7.5			X	X
14A	VMP-52-30-020413	02/04/13	1134-1204	34137	-29	-9.5			X	X
15A	VMP-51-30-020413	02/04/13	1344-1415	31794	-30	-10			X	X
16A	VMP-51-30-020413-DUP	02/04/13	1344-1415	37379	-30	-10			X	X
									X	X
									X	X
									X	X

2/4/13

ADDITIONAL NOTES:

- 14 day hold time
- Report results between MDL and RL
- Level IV ECVP

Relinquished by: (Signature)	Received by: (Signature)	Date:	Time:
[signature]	FEDEX	2/4/13	1830
	[signature]	2/5/13	0925

Custody Seal Intact? Y N None Temp. N/A
Fedex

06/2/08 Revision

eurofins | Air Toxics

2/19/2013
Ms. Elizabeth Kunkel
URS Corporation
1001 Highlands Plaza Dr. West
Suite 300
St. Louis MO 63110

Project Name: Roxana Soil Vapor
Project #: 21562850.04001
Workorder #: 1302083B

Dear Ms. Elizabeth Kunkel

The following report includes the data for the above referenced project for sample(s) received on 2/5/2013 at Air Toxics Ltd.

The data and associated QC analyzed by Modified ASTM D-1946 are compliant with the project requirements or laboratory criteria with the exception of the deviations noted in the attached case narrative.

Thank you for choosing Air Toxics Ltd. for your air analysis needs. Air Toxics Ltd. is committed to providing accurate data of the highest quality. Please feel free to contact the Project Manager: Kelly Buettner at 916-985-1000 if you have any questions regarding the data in this report.

Regards,

Kelly Buettner

Project Manager

REVIEWED
ON
3/22/13

eurofins | Air Toxics

WORK ORDER #: 1302083B

Work Order Summary

CLIENT:	Ms. Elizabeth Kunkel URS Corporation 1001 Highlands Plaza Dr. West Suite 300 St. Louis, MO 63110	**BILL TO:**	Accounts Payable Austin URS Corporation P.O. BOX 203970 Austin, TX 78720-1088
PHONE:	314-743-4179	**P.O. #**	21562735.00013
FAX:		**PROJECT #**	21562850.04001 Roxana Soil Vapor
DATE RECEIVED:	02/05/2013	**CONTACT:**	Kelly Buettner
DATE COMPLETED:	02/19/2013		

FRACTION #	NAME	TEST	RECEIPT VAC./PRES.	FINAL PRESSURE
01A	VMP-48-5-020113	Modified ASTM D-1946	6.4 "Hg	15 psi
02A	VMP-48-10-020113	Modified ASTM D-1946	7.2 "Hg	15 psi
03A	VMP-48-20-020113	Modified ASTM D-1946	6.2 "Hg	15 psi
04A	VMP-48-30-020113	Modified ASTM D-1946	6.8 "Hg	15 psi
05A	VMP-48-30-020113-DUP	Modified ASTM D-1946	6.6 "Hg	15 psi
06A	VMP-50-10-020113	Modified ASTM D-1946	8.0 "Hg	15 psi
07A	VMP-51-5-020113	Modified ASTM D-1946	7.8 "Hg	15 psi
08A	VMP-51-10-020113	Modified ASTM D-1946	8.0 "Hg	15 psi
09A(cancelled)	VMP-51-20-020113	Modified ASTM D-1946	4.8 "Hg	15 psi
10A	VMP-52-5-020413	Modified ASTM D-1946	6.0 "Hg	15 psi
11A	VMP-52-10-020413	Modified ASTM D-1946	4.8 "Hg	15 psi
12A	VMP-52-20-020413	Modified ASTM D-1946	7.4 "Hg	15 psi
13A	VMP-52-20-020413-DUP	Modified ASTM D-1946	6.4 "Hg	15 psi
14A	VMP-52-30-020413	Modified ASTM D-1946	8.4 "Hg	15 psi
15A	VMP-51-30-020413	Modified ASTM D-1946	9.0 "Hg	15 psi
16A	VMP-51-30-020413-DUP	Modified ASTM D-1946	8.4 "Hg	15 psi
17A	Lab Blank	Modified ASTM D-1946	NA	NA
17B	Lab Blank	Modified ASTM D-1946	NA	NA
18A	LCS	Modified ASTM D-1946	NA	NA
18AA	LCSD	Modified ASTM D-1946	NA	NA

CERTIFIED BY: Heidi Hayes DATE: 02/19/13

Technical Director

Certification numbers: AZ Licensure AZ0775, CA NELAP - 12282CA, NY NELAP - 11291, TX NELAP - T104704434-12-4, UT NELAP CA009332012-3, WA NELAP - C935
Name of Accrediting Agency: NELAP/ORELAP (Oregon Environmental Laboratory Accreditation Program)
Accreditation number: CA300005, Effective date: 10/18/2012, Expiration date: 10/17/2013.
Eurofins Air Toxics Ltd. certifies that the test results contained in this report meet all requirements of the NELAC standards

This report shall not be reproduced, except in full, without the written approval of Eurofins Air Toxics, Inc.

180 BLUE RAVINE ROAD, SUITE B FOLSOM, CA - 9563
(916) 985-1000 . (800) 985-5955 . FAX (916) 985-1020

LABORATORY NARRATIVE
Modified ASTM D-1946
URS Corporation
Workorder# 1302083B

Sixteen 1 Liter Summa Canister samples were received on February 05, 2013. The laboratory performed analysis via Modified ASTM Method D-1946 for Methane and fixed gases in air using GC/FID or GC/TCD. The method involves direct injection of 1.0 mL of sample.

On the analytical column employed for this analysis, Oxygen coelutes with Argon. The corresponding peak is quantitated as Oxygen.

Since Nitrogen is used to pressurize samples, the reported Nitrogen values are calculated by adding all the sample components and subtracting from 100%.

Method modifications taken to run these samples are summarized in the table below. Specific project requirements may over-ride the ATL modifications.

Requirement	*ASTM D-1946*	*ATL Modifications*
Calibration	A single point calibration is performed using a reference standard closely matching the composition of the unknown.	A 3-point calibration curve is performed. Quantitation is based on a daily calibration standard which may or may not resemble the composition of the associated samples.
Reference Standard	The composition of any reference standard must be known to within 0.01 mol % for any component.	The standards used by ATL are blended to a >/= 95% accuracy.
Sample Injection Volume	Components whose concentrations are in excess of 5 % should not be analyzed by using sample volumes greater than 0.5 mL.	The sample container is connected directly to a fixed volume sample loop of 1.0 mL on the GC. Linear range is defined by the calibration curve. Bags are loaded by vacuum.
Normalization	Normalize the mole percent values by multiplying each value by 100 and dividing by the sum of the original values. The sum of the original values should not differ from 100% by more than 1.0%.	Results are not normalized. The sum of the reported values can differ from 100% by as much as 15%, either due to analytical variability or an unusual sample matrix.
Precision	Precision requirements established at each concentration level.	Duplicates should agree within 25% RPD for detections > 5 X's the RL.

Receiving Notes

There were no receiving discrepancies.

Analytical Notes

The Summa canister for sample VMP-51-20-020113 was leaking at the time of ASTM D-1946 analysis. The client was notified and the analysis was cancelled.

As per project specific client request the laboratory has reported estimated values for target compound hits that are below the Reporting Limit but greater than the Method Detection Limit. Concentrations that are below the level at which the canister was certified may be false positives.

The reporting limit for Carbon Monoxide was raised from 0.010% to 0.050%.

Definition of Data Qualifying Flags

Seven qualifiers may have been used on the data analysis sheets and indicate as follows:
B - Compound present in laboratory blank greater than reporting limit.
J - Estimated value.
E - Exceeds instrument calibration range.
S - Saturated peak.
Q - Exceeds quality control limits.
U - Compound analyzed for but not detected above the detection limit.
M - Reported value may be biased due to apparent matrix interferences.
File extensions may have been used on the data analysis sheets and indicates as follows:
a-File was requantified
b-File was quantified by a second column and detector
r1-File was requantified for the purpose of reissue

eurofins | Air Toxics

Summary of Detected Compounds
NATURAL GAS ANALYSIS BY MODIFIED ASTM D-1946

Client Sample ID: VMP-48-5-020113

Lab ID#: 1302083B-01A

Compound	Rpt. Limit (%)	Amount (%)
Oxygen	0.26	21
Nitrogen	0.26	79
Methane	0.00026	0.00023 J
Carbon Dioxide	0.026	0.33
Helium	0.13	0.022 J

Client Sample ID: VMP-48-10-020113

Lab ID#: 1302083B-02A

Compound	Rpt. Limit (%)	Amount (%)
Oxygen	0.27	19
Nitrogen	0.27	78
Methane	0.00027	0.000057 J
Carbon Dioxide	0.027	2.7

Client Sample ID: VMP-48-20-020113

Lab ID#: 1302083B-03A

Compound	Rpt. Limit (%)	Amount (%)
Oxygen	0.26	18
Nitrogen	0.26	78
Methane	0.00026	0.000044 J
Carbon Dioxide	0.026	4.2

Client Sample ID: VMP-48-30-020113

Lab ID#: 1302083B-04A

Compound	Rpt. Limit (%)	Amount (%)
Oxygen	0.26	1.6
Nitrogen	0.26	87
Methane	0.00026	0.0017
Carbon Dioxide	0.026	11

eurofins | Air Toxics

Summary of Detected Compounds
NATURAL GAS ANALYSIS BY MODIFIED ASTM D-1946

Client Sample ID: VMP-48-30-020113

Lab ID#: 1302083B-04A

Helium	0.13	0.029 J

Client Sample ID: VMP-48-30-020113-DUP

Lab ID#: 1302083B-05A

Compound	Rpt. Limit (%)	Amount (%)
Oxygen	0.26	1.7
Nitrogen	0.26	87
Methane	0.00026	0.0017
Carbon Dioxide	0.026	11
Helium	0.13	0.025 J

Client Sample ID: VMP-50-10-020113

Lab ID#: 1302083B-06A

Compound	Rpt. Limit (%)	Amount (%)
Oxygen	0.28	16
Nitrogen	0.28	80
Methane	0.00028	0.000044 J
Carbon Dioxide	0.028	4.0

Client Sample ID: VMP-51-5-020113

Lab ID#: 1302083B-07A

Compound	Rpt. Limit (%)	Amount (%)
Oxygen	0.27	20
Nitrogen	0.27	80
Methane	0.00027	0.000057 J
Carbon Dioxide	0.027	0.33

Client Sample ID: VMP-51-10-020113

Lab ID#: 1302083B-08A

Compound	Rpt. Limit (%)	Amount (%)

eurofins | Air Toxics

Summary of Detected Compounds
NATURAL GAS ANALYSIS BY MODIFIED ASTM D-1946

Client Sample ID: VMP-51-10-020113

Lab ID#: 1302083B-08A

Compound	Rpt. Limit (%)	Amount (%)
Oxygen	0.28	20
Nitrogen	0.28	79
Carbon Dioxide	0.028	0.72

Client Sample ID: VMP-52-5-020413

Lab ID#: 1302083B-10A

Compound	Rpt. Limit (%)	Amount (%)
Oxygen	0.25	18
Nitrogen	0.25	81
Methane	0.00025	0.00031
Carbon Dioxide	0.025	0.98

Client Sample ID: VMP-52-10-020413

Lab ID#: 1302083B-11A

Compound	Rpt. Limit (%)	Amount (%)
Oxygen	0.24	15
Nitrogen	0.24	82
Methane	0.00024	0.00068
Carbon Dioxide	0.024	2.6

Client Sample ID: VMP-52-20-020413

Lab ID#: 1302083B-12A

Compound	Rpt. Limit (%)	Amount (%)
Oxygen	0.27	13
Nitrogen	0.27	81
Methane	0.00027	0.00073
Carbon Dioxide	0.027	6.0
Helium	0.13	0.031 J

eurofins | Air Toxics

Summary of Detected Compounds
NATURAL GAS ANALYSIS BY MODIFIED ASTM D-1946

Client Sample ID: VMP-52-20-020413-DUP

Lab ID#: 1302083B-13A

Compound	Rpt. Limit (%)	Amount (%)
Oxygen	0.26	13
Nitrogen	0.26	81
Methane	0.00026	0.00074
Carbon Dioxide	0.026	6.1
Helium	0.13	0.036 J

Client Sample ID: VMP-52-30-020413

Lab ID#: 1302083B-14A

Compound	Rpt. Limit (%)	Amount (%)
Oxygen	0.28	12
Nitrogen	0.28	81
Methane	0.00028	0.0014
Carbon Dioxide	0.028	7.0

Client Sample ID: VMP-51-30-020413

Lab ID#: 1302083B-15A

Compound	Rpt. Limit (%)	Amount (%)
Oxygen	0.29	18
Nitrogen	0.29	78
Methane	0.00029	0.000024 J
Carbon Dioxide	0.029	4.0
Helium	0.14	0.036 J

Client Sample ID: VMP-51-30-020413-DUP

Lab ID#: 1302083B-16A

Compound	Rpt. Limit (%)	Amount (%)
Oxygen	0.28	18
Nitrogen	0.28	78
Methane	0.00028	0.000028 J

eurofins | Air Toxics

Summary of Detected Compounds
NATURAL GAS ANALYSIS BY MODIFIED ASTM D-1946

Client Sample ID: VMP-51-30-020413-DUP

Lab ID#: 1302083B-16A

Carbon Dioxide	0.028	3.9
Helium	0.14	0.034 J

eurofins | Air Toxics

Client Sample ID: VMP-48-5-020113

Lab ID#: 1302083B-01A

NATURAL GAS ANALYSIS BY MODIFIED ASTM D-1946

File Name:	**9021407**	**Date of Collection:**	**2/1/13 11:20:00 AM**
Dil. Factor:	**2.57**	**Date of Analysis:**	**2/14/13 10:38 AM**

Compound	Rpt. Limit (%)	Amount (%)
Oxygen	0.26	21
Nitrogen	0.26	79
Carbon Monoxide	0.13	Not Detected
Methane	0.00026	0.00023 J
Carbon Dioxide	0.026	0.33
Ethane	0.0026	Not Detected
Ethene	0.0026	Not Detected
Helium	0.13	0.022 J

J = Estimated value.

Container Type: 1 Liter Summa Canister

eurofins | Air Toxics

Client Sample ID: VMP-48-10-020113

Lab ID#: 1302083B-02A

NATURAL GAS ANALYSIS BY MODIFIED ASTM D-1946

File Name:	**9021408**	**Date of Collection:**	**2/1/13 1:43:00 PM**
Dil. Factor:	**2.66**	**Date of Analysis:**	**2/14/13 11:01 AM**

Compound	Rpt. Limit (%)	Amount (%)
Oxygen	0.27	19
Nitrogen	0.27	78
Carbon Monoxide	0.13	Not Detected
Methane	0.00027	0.000057 J
Carbon Dioxide	0.027	2.7
Ethane	0.0027	Not Detected
Ethene	0.0027	Not Detected
Helium	0.13	Not Detected

J = Estimated value.

Container Type: 1 Liter Summa Canister

eurofins | Air Toxics

Client Sample ID: VMP-48-20-020113

Lab ID#: 1302083B-03A

NATURAL GAS ANALYSIS BY MODIFIED ASTM D-1946

File Name:	**9021409**	**Date of Collection:**	**2/1/13 2:35:00 PM**
Dil. Factor:	**2.55**	**Date of Analysis:**	**2/14/13 11:26 AM**

Compound	Rpt. Limit (%)	Amount (%)
Oxygen	0.26	18
Nitrogen	0.26	78
Carbon Monoxide	0.13	Not Detected
Methane	0.00026	0.000044 J
Carbon Dioxide	0.026	4.2
Ethane	0.0026	Not Detected
Ethene	0.0026	Not Detected
Helium	0.13	Not Detected

J = Estimated value.

Container Type: 1 Liter Summa Canister

eurofins | Air Toxics

Client Sample ID: VMP-48-30-020113

Lab ID#: 1302083B-04A

NATURAL GAS ANALYSIS BY MODIFIED ASTM D-1946

File Name:	**9021410**	**Date of Collection:**	**2/1/13 3:31:00 PM**
Dil. Factor:	**2.61**	**Date of Analysis:**	**2/14/13 12:01 PM**

Compound	Rpt. Limit (%)	Amount (%)
Oxygen	0.26	1.6
Nitrogen	0.26	87
Carbon Monoxide	0.13	Not Detected
Methane	0.00026	0.0017
Carbon Dioxide	0.026	11
Ethane	0.0026	Not Detected
Ethene	0.0026	Not Detected
Helium	0.13	0.029 J

J = Estimated value.

Container Type: 1 Liter Summa Canister

eurofins | Air Toxics

Client Sample ID: VMP-48-30-020113-DUP

Lab ID#: 1302083B-05A

NATURAL GAS ANALYSIS BY MODIFIED ASTM D-1946

File Name:	**9021411**	**Date of Collection:**	**2/1/13 3:31:00 PM**
Dil. Factor:	**2.59**	**Date of Analysis:**	**2/14/13 12:24 PM**

Compound	Rpt. Limit (%)	Amount (%)
Oxygen	0.26	1.7
Nitrogen	0.26	87
Carbon Monoxide	0.13	Not Detected
Methane	0.00026	0.0017
Carbon Dioxide	0.026	11
Ethane	0.0026	Not Detected
Ethene	0.0026	Not Detected
Helium	0.13	0.025 J

J = Estimated value.

Container Type: 1 Liter Summa Canister

eurofins | Air Toxics

Client Sample ID: VMP-50-10-020113

Lab ID#: 1302083B-06A

NATURAL GAS ANALYSIS BY MODIFIED ASTM D-1946

File Name:	**9021412**	**Date of Collection:**	**2/1/13 1:30:00 PM**
Dil. Factor:	**2.76**	**Date of Analysis:**	**2/14/13 12:55 PM**

Compound	Rpt. Limit (%)	Amount (%)
Oxygen	0.28	16
Nitrogen	0.28	80
Carbon Monoxide	0.14	Not Detected
Methane	0.00028	0.000044 J
Carbon Dioxide	0.028	4.0
Ethane	0.0028	Not Detected
Ethene	0.0028	Not Detected
Helium	0.14	Not Detected

J = Estimated value.

Container Type: 1 Liter Summa Canister

eurofins | Air Toxics

Client Sample ID: VMP-51-5-020113

Lab ID#: 1302083B-07A

NATURAL GAS ANALYSIS BY MODIFIED ASTM D-1946

File Name:	**9021413**	**Date of Collection:**	**2/1/13 2:13:00 PM**
Dil. Factor:	**2.73**	**Date of Analysis:**	**2/14/13 01:20 PM**

Compound	Rpt. Limit (%)	Amount (%)
Oxygen	0.27	20
Nitrogen	0.27	80
Carbon Monoxide	0.14	Not Detected
Methane	0.00027	0.000057 J
Carbon Dioxide	0.027	0.33
Ethane	0.0027	Not Detected
Ethene	0.0027	Not Detected
Helium	0.14	Not Detected

J = Estimated value.

Container Type: 1 Liter Summa Canister

eurofins | Air Toxics

Client Sample ID: VMP-51-10-020113

Lab ID#: 1302083B-08A

NATURAL GAS ANALYSIS BY MODIFIED ASTM D-1946

File Name:	**9021414**	**Date of Collection:**	**2/1/13 3:45:00 PM**
Dil. Factor:	**2.76**	**Date of Analysis:**	**2/14/13 01:42 PM**

Compound	Rpt. Limit (%)	Amount (%)
Oxygen	0.28	20
Nitrogen	0.28	79
Carbon Monoxide	0.14	Not Detected
Methane	0.00028	Not Detected
Carbon Dioxide	0.028	0.72
Ethane	0.0028	Not Detected
Ethene	0.0028	Not Detected
Helium	0.14	Not Detected

Container Type: 1 Liter Summa Canister

eurofins | Air Toxics

Client Sample ID: VMP-52-5-020413

Lab ID#: 1302083B-10A

NATURAL GAS ANALYSIS BY MODIFIED ASTM D-1946

File Name:	**9021415**	**Date of Collection:**	**2/4/13 9:47:00 AM**
Dil. Factor:	**2.52**	**Date of Analysis:**	**2/14/13 02:15 PM**

Compound	Rpt. Limit (%)	Amount (%)
Oxygen	0.25	18
Nitrogen	0.25	81
Carbon Monoxide	0.13	Not Detected
Methane	0.00025	0.00031
Carbon Dioxide	0.025	0.98
Ethane	0.0025	Not Detected
Ethene	0.0025	Not Detected
Helium	0.13	Not Detected

Container Type: 1 Liter Summa Canister

eurofins | Air Toxics

Client Sample ID: VMP-52-10-020413

Lab ID#: 1302083B-11A

NATURAL GAS ANALYSIS BY MODIFIED ASTM D-1946

File Name:	**9021416**	**Date of Collection:**	**2/4/13 10:36:00 AM**
Dil. Factor:	**2.40**	**Date of Analysis:**	**2/14/13 02:44 PM**

Compound	Rpt. Limit (%)	Amount (%)
Oxygen	0.24	15
Nitrogen	0.24	82
Carbon Monoxide	0.12	Not Detected
Methane	0.00024	0.00068
Carbon Dioxide	0.024	2.6
Ethane	0.0024	Not Detected
Ethene	0.0024	Not Detected
Helium	0.12	Not Detected

Container Type: 1 Liter Summa Canister

eurofins | Air Toxics

Client Sample ID: VMP-52-20-020413

Lab ID#: 1302083B-12A

NATURAL GAS ANALYSIS BY MODIFIED ASTM D-1946

File Name:	**9021417**	**Date of Collection:**	**2/4/13 11:22:00 AM**
Dil. Factor:	**2.68**	**Date of Analysis:**	**2/14/13 03:08 PM**

Compound	Rpt. Limit (%)	Amount (%)
Oxygen	0.27	13
Nitrogen	0.27	81
Carbon Monoxide	0.13	Not Detected
Methane	0.00027	0.00073
Carbon Dioxide	0.027	6.0
Ethane	0.0027	Not Detected
Ethene	0.0027	Not Detected
Helium	0.13	0.031 J

J = Estimated value.

Container Type: 1 Liter Summa Canister

eurofins | Air Toxics

Client Sample ID: VMP-52-20-020413-DUP

Lab ID#: 1302083B-13A

NATURAL GAS ANALYSIS BY MODIFIED ASTM D-1946

File Name:	**9021418**	**Date of Collection:**	**2/4/13 11:22:00 AM**
Dil. Factor:	**2.57**	**Date of Analysis:**	**2/14/13 03:32 PM**

Compound	Rpt. Limit (%)	Amount (%)
Oxygen	0.26	13
Nitrogen	0.26	81
Carbon Monoxide	0.13	Not Detected
Methane	0.00026	0.00074
Carbon Dioxide	0.026	6.1
Ethane	0.0026	Not Detected
Ethene	0.0026	Not Detected
Helium	0.13	0.036 J

J = Estimated value.

Container Type: 1 Liter Summa Canister

eurofins | Air Toxics

Client Sample ID: VMP-52-30-020413

Lab ID#: 1302083B-14A

NATURAL GAS ANALYSIS BY MODIFIED ASTM D-1946

File Name:	**9021419**	**Date of Collection:**	**2/4/13 12:04:00 PM**
Dil. Factor:	**2.81**	**Date of Analysis:**	**2/14/13 03:53 PM**

Compound	Rpt. Limit (%)	Amount (%)
Oxygen	0.28	12
Nitrogen	0.28	81
Carbon Monoxide	0.14	Not Detected
Methane	0.00028	0.0014
Carbon Dioxide	0.028	7.0
Ethane	0.0028	Not Detected
Ethene	0.0028	Not Detected
Helium	0.14	Not Detected

Container Type: 1 Liter Summa Canister

eurofins | Air Toxics

Client Sample ID: VMP-51-30-020413

Lab ID#: 1302083B-15A

NATURAL GAS ANALYSIS BY MODIFIED ASTM D-1946

File Name:	**9021420**	**Date of Collection:**	**2/4/13 2:15:00 PM**
Dil. Factor:	**2.89**	**Date of Analysis:**	**2/14/13 04:15 PM**

Compound	Rpt. Limit (%)	Amount (%)
Oxygen	0.29	18
Nitrogen	0.29	78
Carbon Monoxide	0.14	Not Detected
Methane	0.00029	0.000024 J
Carbon Dioxide	0.029	4.0
Ethane	0.0029	Not Detected
Ethene	0.0029	Not Detected
Helium	0.14	0.036 J

J = Estimated value.

Container Type: 1 Liter Summa Canister

eurofins | Air Toxics

Client Sample ID: VMP-51-30-020413-DUP

Lab ID#: 1302083B-16A

NATURAL GAS ANALYSIS BY MODIFIED ASTM D-1946

File Name:	**9021421**	**Date of Collection:**	**2/4/13 2:15:00 PM**
Dil. Factor:	**2.81**	**Date of Analysis:**	**2/14/13 05:08 PM**

Compound	Rpt. Limit (%)	Amount (%)
Oxygen	0.28	18
Nitrogen	0.28	78
Carbon Monoxide	0.14	Not Detected
Methane	0.00028	0.000028 J
Carbon Dioxide	0.028	3.9
Ethane	0.0028	Not Detected
Ethene	0.0028	Not Detected
Helium	0.14	0.034 J

J = Estimated value.

Container Type: 1 Liter Summa Canister

eurofins | Air Toxics

Client Sample ID: Lab Blank

Lab ID#: 1302083B-17A

NATURAL GAS ANALYSIS BY MODIFIED ASTM D-1946

File Name:	**9021405a**	**Date of Collection: NA**	
Dil. Factor:	**1.00**	**Date of Analysis: 2/14/13 09:46 AM**	

Compound	Rpt. Limit (%)	Amount (%)
Oxygen	0.10	0.036 J
Nitrogen	0.10	0.089 J
Carbon Monoxide	0.010	Not Detected
Methane	0.00010	Not Detected
Carbon Dioxide	0.010	Not Detected
Ethane	0.0010	Not Detected
Ethene	0.0010	Not Detected

J = Estimated value.

Container Type: NA - Not Applicable

eurofins | Air Toxics

Client Sample ID: Lab Blank

Lab ID#: 1302083B-17B

NATURAL GAS ANALYSIS BY MODIFIED ASTM D-1946

File Name:	**9021403b**	**Date of Collection: NA**	
Dil. Factor:	**1.00**	**Date of Analysis: 2/14/13 08:54 AM**	

Compound	Rpt. Limit (%)	Amount (%)
Helium	0.050	Not Detected

Container Type: NA - Not Applicable

eurofins | Air Toxics

Client Sample ID: LCS

Lab ID#: 1302083B-18A

NATURAL GAS ANALYSIS BY MODIFIED ASTM D-1946

File Name:	**9021402**	**Date of Collection: NA**	
Dil. Factor:	**1.00**	**Date of Analysis: 2/14/13 08:22 AM**	

Compound	%Recovery
Oxygen	102
Nitrogen	101
Carbon Monoxide	95
Methane	98
Carbon Dioxide	100
Ethane	100
Ethene	96
Helium	101

Container Type: NA - Not Applicable

eurofins | Air Toxics

Client Sample ID: LCSD

Lab ID#: 1302083B-18AA

NATURAL GAS ANALYSIS BY MODIFIED ASTM D-1946

File Name:	**9021425**	**Date of Collection: NA**	
Dil. Factor:	**1.00**	**Date of Analysis: 2/14/13 07:20 PM**	

Compound	%Recovery
Oxygen	98
Nitrogen	100
Carbon Monoxide	99
Methane	98
Carbon Dioxide	101
Ethane	99
Ethene	96
Helium	101

Container Type: NA - Not Applicable

Shell Oil Products Chain Of Custody Record

URS

Air Toxics LTD.
Project Name: Roxana Soil Vapor
Project # 21562850.04001

Lab Vendor #

Please Check Appropriate Box:
- [x] ENV SERVICES
- [ ] MOTIVA RETAIL
- [ ] SHELL RETAIL
- [ ] MOTIVA SD&CM
- [ ] CONSULTANT
- [ ] LUBES
- [ ] SHELL PIPELINE
- [ ] OTHER

Print Bill To Contact Name: Robert Moosheglan

INCIDENT # (ENV SERVICES): 9 7 2 1 6 6 4 0

PO #

SAP #: 3 4 0 0 8 1

- [ ] CHECK IF NO INCIDENT # APPLIES

DATE: 02/04/13

PAGE: 1 of 2

SAMPLING COMPANY: URS CORPORATION

LOG CODE:

SITE ADDRESS: Street and City: 900 SOUTH CENTRAL AVE -- ROXANA

State: IL

GLOBAL ID NO.:

ADDRESS: 1001 HIGHLANDS PLAZA DRIVE WEST - SUITE 300; ST. LOUIS, MO 63110

Laboratory Address: Air Toxics, LTD 180 Blue Ravine Road, Suite B, Folsom, CA 95630-4719

TELEPHONE:

FAX: 314-429-0462

Bill To Contact E-MAIL: Robert.Mooshegian@urs.com

CDF DELIVERABLE TO (Name, Company, Office Location): Elizabeth Kunkel, URS, St. Louis

PHONE NO.: 314-743-4179

E-MAIL: Elizabeth_Kunkel@URSCorp.com

CONSULTANT PROJECT NAME#: Roxana Soil Vapor

C. Williams, L. Rathnow, S. Jansen, M. Mittermeyer, J. Slaetter, B. Lehan, M. Currier

TURNAROUND TIME (CALENDAR DAYS):
- [x] STANDARD (14 DAY)
- [ ] 5 DAYS
- [ ] 3 DAYS
- [ ] 2 DAYS
- [ ] 24 HOURS
- [ ] RESULTS NEEDED ON WEEKEND

- [ ] LA - RWQCB REPORT FORMAT
- [x] UST AGENCY:

DELIVERABLES:
- [ ] LEVEL 1
- [ ] LEVEL 2
- [ ] LEVEL 3
- [x] LEVEL 4
- [ ] OTHER (SPECIFY)

- [x] SHELL CONTRACT RATE APPLIES
- [ ] STATE REIMBURSEMENT RATE APPLIES
- [ ] EDD NOT NEEDED
- [x] RECEIPT VERIFICATION REQUESTED

REQUESTED ANALYSIS

Turn Around Time:
- [x] Normal
- [ ] Rush
- Specify

Lab Use Only
Pressurized by:
Date:
Pressurization Gas: N_2 He

LAB USE ONLY	Field Sample Identification	SAMPLING DATE	SAMPLING TIME	Canister Number	Canister Pressure/Vacuum Initial	Final	Receipt	Final (psi)	Modified TO-15 + Butane & Isopentane	ASTM D-1946 + Helium
01A	VMP-48-5-020113	02/01/13	1050-1120	37298	-29.5	-8.5			X	X
02A	VMP-48-10-020113	02/01/13	1313-1343	2180	-29.5	-9			X	X
03A	VMP-48-20-020113	02/01/13	1405-1435	37770	-30	-8			X	X
04A	VMP-48-30-020113	02/01/13	1501-1531	34573	-30	-8			X	X
05A	VMP-48-30-020113-DUP	02/01/13	1501-1531	36473	-30	-7.5			X	X
06A	VMP-50-10-020113	02/01/13	1259-1330	35634	-30	-10.5			X	X
07A	VMP-51-5-020113	02/01/13	1340-1413	37385	-30	-10			X	X
08A	VMP-51-10-020113	02/01/13	1514-1545	37427	-30	-10.5			X	X
09A	VMP-51-20-020113	02/01/13	1426-1456	35624	-30	-8.5			X	X
				2/4/13					X	X

ADDITIONAL NOTES:
- 14 day hold time
- Report results between MDL and RL
- Level IV ECVP

Relinquished by: (Signature)	Received by: (Signature)	Date:	Time:
[signature]	FEDEX	2/4/13	1830
	B. Whittaker AK	2/5/13	0925

Custody Seal Intact?
(Y) N None Temp N/A

Feder

05/2/06 Revision

1302083

Shell Oil Products Chain Of Custody Record

URS

Air Toxics LTD.
Project Name: Roxana Soil Vapor
Project # 21562850.04001
Lab Vendor #

Please Check Appropriate Box: ☑ ENV. SERVICES ☐ MOTIVA RETAIL ☐ SHELL RETAIL ☐ MOTIVA SD&CH ☐ CONSULTANT ☐ LUBES ☐ SHELL PIPELINE ☐ OTHER

Print Bill To Contact Name: Robert Mooshegian

INCIDENT # (ENV SERVICES): 9 7 2 1 8 6 4 0 ☐ CHECK IF NO INCIDENT # APPLIES

DATE: 02/04/13

PAGE: 2 of 2

PO. #

SAP #: 3 4 0 0 8 1

SAMPLING COMPANY: URS CORPORATION

LOG CODE:

SITE ADDRESS: Street and City: 900 SOUTH CENTRAL AVE – ROXANA

State: IL

GLOBAL ID NO.:

ADDRESS: 1001 HIGHLANDS PLAZA DRIVE WEST - SUITE 300; ST LOUIS MO 63110

EDF DELIVERABLE TO (Name, Company, Office Location): Elizabeth Kunkel, URS, St. Louis

PHONE NO.: 314-743-4179

E-MAIL: Elizabeth.Kunkel@URSCorp.com

CONSULTANT PROJECT NAME/#: Roxana Soil Vapor

LABORATORY ADDRESS: Air Toxics, LTD 180 Blue Ravine Road Suite B, Folsom, CA 95630-4719

TELEPHONE:

FAX: 314-429-0452

Bill To Contact E-MAIL: Robert.Mooshegian@urs.com

C. Williams, L. Rathnow, S. Jansen, M. Mittermeyer, J. Stoetter, B. Lehan, M. Currier

TURNAROUND TIME (CALENDAR DAYS): ☑ STANDARD (14 DAY) ☐ 5 DAYS ☐ 3 DAYS ☐ 2 DAYS ☐ 24 HOURS ☐ RESULTS NEEDED ON WEEKEND

REQUESTED ANALYSIS

☐ LA - RWQCB REPORT FORMAT ☑ UST AGENCY:

DELIVERABLES: ☐ LEVEL 1 ☐ LEVEL 2 ☐ LEVEL 3 ☑ LEVEL 4 ☐ OTHER (SPECIFY)

☑ SHELL CONTRACT RATE APPLIES
☐ STATE REIMBURSEMENT RATE APPLIES
☐ EDD NOT NEEDED
☑ RECEIPT VERIFICATION REQUESTED

Turn Around Time: ☑ Normal ☐ Rush Specify

Lab Use Only
Pressurized by:
Date:
Pressurization Gas: N_2 He

ADDITIONAL NOTES:
- 14 day hold time
- Report results between MDL and RL
- Level IV ECVP

Lab Use Only	Field Sample Identification	SAMPLING DATE	SAMPLING TIME	Canister Number	Canister Pressure/Vacuum Initial	Final	Receipt	Final (psi)	Modified TO-15 + Butane & Isopentane	ASTM D-1946 + Helium
08	VMP-52-5-020413	02/04/13	0917-0947	100188	-30	-8			X	X
09	VMP-52-10-020413	02/04/13	1006-1036	37353	-30	-7			X	X
12	VMP-52-20-020413	02/04/13	1052-1122	33645	-30	-8.5			X	X
11	VMP-52-20-020413-DUP	02/04/13	1052-1122	37429	-30	-7.5			X	X
10	VMP-52-30-020413	02/04/13	1134-1204	34137	-29	-9.5			X	X
07	VMP-51-30-020413	02/04/13	1344-1415	31784	-30	-10			X	X
06	VMP-51-30-020413-DUP	02/04/13	1344-1415	37379	-30	-10			X	X
									X	X
									X	X
									X	X

Relinquished by: (Signature)

Received by: (Signature) FEDEX — Date: 2/4/13 — Time: 1830

Relinquished by: (Signature)

Received by: (Signature) — Custody Seal Intact? (Y) N None Temp. N/A — Date: 2/5/13 — Time: 0925

Relinquished by: (Signature)

Received by: (Signature) Fedex — Date: — Time:

05/2008 Revision

Roxana Soil Vapor Quarterly – 1st Quarter 2013 Data Review

Laboratory SDG: 1302156A,B

Data Reviewer: Alan Fleisher

Peer Reviewer: Elizabeth Kunkel

Date Reviewed: 3/26/2013

Guidance: USEPA National Functional Guidelines for Superfund Organic Methods Data Review 2008

Sample Identification	Sample Identification
VMP-2-8.5-020513	VMP-6-10-020513
VMP-6-31.5-020513	VMP-6-39-020513
VMP-15-5-020513	VMP-21-10-020513
VMP-21-10-020513-Dup	VMP-21-25-020513
VMP-21-25-020513-Dup	VMP-21-33-020513
VMP-29-10-020613	VMP-29-10-020613
VMP-29-20-020613	VMP-29-30-020613
VMP-30-10-020613	VMP-30-20-020613
VMP-30-30-020613	VMP-32-5-020513
VMP-32-10-020513	VMP-32-20-020513
VMP-53-5-020513	VMP-53-10-020513
VMP-53-10-020513-Dup	VMP-53-20-020513
VMP-53-30-020513	VMP-54-5-020613
VMP-54-10-020613	

1.0 Data Package Completeness

Were all items delivered as specified in the QAPP and COC as appropriate?

Yes

2.0 Laboratory Case Narrative \ Cooler Receipt Form

Were problems noted in the laboratory case narrative or cooler receipt form?

Yes, the laboratory case narrative indicated samples VMP-29-30-020613 and VMP-30-30-020613 were diluted and re-analyzed to bring the highest level target analytes within the calibration range of the instrument. Results for the highest level target anlaytes were reported from the re-analysis diluted runs and the remaining compounds were reported from the original analyses. Although not indicated in the laboratory case narrative, analytes were detected in the method blank. These issues are addressed further in the appropriate sections below.

No issues or discrepancies were noted in the cooler receipt form.

3.0 Holding Times

Were samples extracted/analyzed within applicable limits?

Yes

4.0 Blank Contamination

Were any analytes detected in the Blanks?

Yes

Blank ID	Parameter	Analyte	Concentration/ Amount
1302156A-27A	TO-15	Bromomethane	0.30 ppbv / 1.2 µg/m^3
1302156A-27A	TO-15	Freon 11	0.074 ppbv / 0.42 µg/m^3
1302156A-27A	TO-15	Carbon disulfide	0.49 ppbv / 1.5 µg/m^3
1302156A-27A	TO-15	Methylene chloride	0.19 ppbv / 0.66 µg/m^3
1302156A-27A	TO-15	2,2,4-Trimethylpentane	0.053 ppbv / 0.25 µg/m^3
1302156A-27A	TO-15	Toluene	0.072 ppbv / 0.27 µg/m^3
1302156A-27A	TO-15	trans-1,3-Dichloropropene	0.16 ppbv / 0.74 µg/m^3
1302156A-27A	TO-15	Tetrachloroethene	0.13 ppbv / 0.89 µg/m^3
1302156A-27A	TO-15	Chlorobenzene	0.11 ppbv / 0.50 µg/m^3
1302156A-27A	TO-15	o-Xylene	0.099 ppbv / 0.43 µg/m^3
1302156A-27A	TO-15	Styrene	0.098 ppbv / 0.42 µg/m^3
1302156A-27A	TO-15	Cumene	0.16 ppbv / 0.79 µg/m^3
1302156A-27A	TO-15	1,1,2,2-Tetrachloroethane	0.15 ppbv / 1.0 µg/m^3
1302156A-27A	TO-15	Propylbenzene	0.18 ppbv / 0.87 µg/m^3
1302156A-27A	TO-15	4-Ethyltoluene	0.15 ppbv / 0.74 µg/m^3
1302156A-27A	TO-15	1,3,5-Trimethylbenzene	0.27 ppbv / 1.3 µg/m^3
1302156A-27A	TO-15	1,2,4-Trimethylbenzene	0.21 ppbv / 1.0 µg/m^3
1302156A-27A	TO-15	1,3-Dichlorobenzene	0.36 ppbv / 2.2 µg/m^3
1302156A-27A	TO-15	1,4-Dichlorobenzene	0.34 ppbv / 2.0 µg/m^3
1302156A-27A	TO-15	alpha-Chlorotoluene	0.20 ppbv / 1.0 µg/m^3
1302156A-27A	TO-15	1,2-Dichlorobenzene	0.32 ppbv / 1.9 µg/m^3
1302156A-27A	TO-15	1,2,4-Trichlorobenzene	1.4 ppbv / 10 µg/m^3
1302156A-27A	TO-15	Hexachlorobutadiene	0.79 ppbv / 8.4 µg/m^3
1302156A-27B	TO-15	Bromomethane	0.39 ppbv / 1.5 µg/m^3
1302156A-27B	TO-15	Freon 11	0.062 ppbv / 0.35 µg/m^3
1302156A-27B	TO-15	Acetone	0.33 ppbv / 0.78 µg/m^3
1302156A-27B	TO-15	Carbon disulfide	0.55 ppbv / 1.7 µg/m^3
1302156A-27B	TO-15	Methylene chloride	0.20 ppbv / 0.69 µg/m^3
1302156A-27B	TO-15	trans-1,2-Dichloroethene	0.12 ppbv / 0.48 µg/m^3
1302156A-27B	TO-15	Tetrahydrofuran	0.12 ppbv / 0.35 µg/m^3
1302156A-27B	TO-15	2,2,4-Trimethylpentane	0.074 ppbv / 0.34 µg/m^3
1302156A-27B	TO-15	cis-1,3-Dichloropropene	0.12 ppbv / 0.56 µg/m^3
1302156A-27B	TO-15	4-Methyl-2-pentanone	0.11 ppbv / 0.47 µg/m^3
1302156A-27B	TO-15	Toluene	0.11 ppbv / 0.41 µg/m^3
1302156A-27B	TO-15	trans-1,3-Dichloropropene	0.21 ppbv / 0.96 µg/m^3
1302156A-27B	TO-15	Tetrachloroethene	0.13 ppbv / 0.90 µg/m^3
1302156A-27B	TO-15	1,2-Dibromoethane (EDB)	0.13 ppbv / 1.0 µg/m^3
1302156A-27B	TO-15	Chlorobenzene	0.16 ppbv / 0.74 µg/m^3
1302156A-27B	TO-15	Ethyl benzene	0.11 ppbv / 0.47 µg/m^3
1302156A-27B	TO-15	o-Xylene	0.13 ppbv / 0.58 µg/m^3
1302156A-27B	TO-15	Styrene	0.13 ppbv / 0.57 µg/m^3

Blank ID	Parameter	Analyte	Concentration/ Amount
1302156A-27B	TO-15	Cumene	0.17 ppbv / 0.82 µg/m^3
1302156A-27B	TO-15	1,1,2,2-Tetrachloroethane	0.22 ppbv / 1.5 µg/m^3
1302156A-27B	TO-15	Propylbenzene	0.19 ppbv / 0.92 µg/m^3
1302156A-27B	TO-15	4-Ethyltoluene	0.16 ppbv / 0.78 µg/m^3
1302156A-27B	TO-15	1,3,5-Trimethylbenzene	0.27 ppbv / 1.3 µg/m^3
1302156A-27B	TO-15	1,2,4-Trimethylbenzene	0.24 ppbv / 1.2 µg/m^3
1302156A-27B	TO-15	1,3-Dichlorobenzene	0.47 ppbv / 2.8 µg/m^3
1302156A-27B	TO-15	1,4-Dichlorobenzene	0.44 ppbv / 2.6 µg/m^3
1302156A-27B	TO-15	alpha-Chlorotoluene	0.29 ppbv / 1.5 µg/m^3
1302156A-27B	TO-15	1,2-Dichlorobenzene	0.47 ppbv / 2.8 µg/m^3
1302156A-27B	TO-15	1,2,4-Trichlorobenzene	1.7 ppbv / 12 µg/m^3
1302156A-27B	TO-15	Hexachlorobutadiene	1.1 ppbv / 12 µg/m^3
1302156B-27A	Natural Gases	Oxygen	0.039%
1302156B-27A	Natural Gases	Nitrogen	0.051%
1302156B-27C	Natural Gases	Nitrogen	0.057%

Qualifications due to blank contamination are included in the table below. Analytical data that were reported non-detect or at concentrations greater than five times (5X) the associated blank concentration did not require qualification.

Sample ID	Parameter	Analyte	New Reporting Limit (RL)	Qualification
VMP-2-8.5-020513	TO-15	Freon 11	-	**U**
VMP-2-8.5-020513	TO-15	Carbon disulfide	-	**U**
VMP-2-8.5-020513	TO-15	Methylene chloride	-	**U**
VMP-2-8.5-020513	TO-15	Tetrachloroethene	-	**U**
VMP-6-10-020513	TO-15	Freon 11	-	**U**
VMP-6-10-020513	TO-15	Carbon disulfide	-	**U**
VMP-6-10-020513	TO-15	Methylene chloride	-	**U**
VMP-6-10-020513	TO-15	Toluene	-	**U**
VMP-6-10-020513	TO-15	Tetrachloroethene	-	**U**
VMP-6-10-020513	TO-15	1,2,4-Trichlorobenzene	-	**U**
VMP-6-31.5-020513	TO-15	Freon 11	-	**U**
VMP-6-31.5-020513	TO-15	Carbon disulfide	-	**U**
VMP-6-31.5-020513	TO-15	Toluene	-	**U**
VMP-6-31.5-020513	TO-15	Tetrachloroethene	-	**U**
VMP-6-39-020513	TO-15	Freon 11	-	**U**
VMP-6-39-020513	TO-15	Carbon disulfide	-	**U**
VMP-6-39-020513	TO-15	Methylene chloride	-	**U**
VMP-6-39-020513	TO-15	Toluene	-	**U**
VMP-6-39-020513	TO-15	Tetrachloroethene	-	**U**
VMP-15-5-020513	TO-15	Carbon disulfide	-	**U**
VMP-15-5-020513	TO-15	Methylene chloride	-	**U**
VMP-15-5-020513	TO-15	Toluene	-	**U**

Sample ID	Parameter	Analyte	New Reporting Limit (RL)	Qualification
VMP-15-5-020513	TO-15	4-Ethyltoluene	-	**U**
VMP-21-10-020513	TO-15	Freon 11	-	**U**
VMP-21-10-020513	TO-15	Carbon disulfide	-	**U**
VMP-21-10-020513	TO-15	Methylene chloride	-	**U**
VMP-21-10-020513	TO-15	Toluene	-	**U**
VMP-21-10-020513-Dup	TO-15	Freon 11	-	**U**
VMP-21-10-020513-Dup	TO-15	Carbon disulfide	-	**U**
VMP-21-10-020513-Dup	TO-15	Methylene chloride	-	**U**
VMP-21-10-020513-Dup	TO-15	Toluene	-	**U**
VMP-21-25-020513	TO-15	Freon 11	-	**U**
VMP-21-25-020513	TO-15	Carbon disulfide	-	**U**
VMP-21-25-020513	TO-15	Methylene chloride	-	**U**
VMP-21-25-020513	TO-15	Toluene	-	**U**
VMP-21-25-020513-Dup	TO-15	Freon 11	-	**U**
VMP-21-25-020513-Dup	TO-15	Carbon disulfide	-	**U**
VMP-21-25-020513-Dup	TO-15	Methylene chloride	-	**U**
VMP-21-25-020513-Dup	TO-15	Toluene	-	**U**
VMP-21-33-020513	TO-15	Carbon disulfide	-	**U**
VMP-21-33-020513	TO-15	Methylene chloride	-	**U**
VMP-29-10-020613	TO-15	2,2,4-Trimethylpentane	-	**U**
VMP-29-10-020613	TO-15	Toluene	-	**U**
VMP-29-10-020613	TO-15	Tetrachloroethene	-	**U**
VMP-29-20-020613	TO-15	Freon 11	-	**U**
VMP-29-20-020613	TO-15	Methylene chloride	-	**U**
VMP-29-20-020613	TO-15	Tetrachloroethene	-	**U**
VMP-29-20-020613	TO-15	Cumene	-	**U**
VMP-29-20-020613	TO-15	4-Ethyltoluene	-	**U**
VMP-29-30-020613	TO-15	Freon 11	-	**U**
VMP-29-30-020613	TO-15	Methylene chloride	-	**U**
VMP-29-30-020613	TO-15	2,2,4-Trimethylpentane	-	**U**
VMP-29-30-020613	TO-15	Toluene	-	**U**
VMP-29-30-020613	TO-15	Tetrachloroethene	-	**U**
VMP-29-30-020613	TO-15	Cumene	-	**U**
VMP-29-30-020613	TO-15	4-Ethyltoluene	-	**U**
VMP-30-10-020613	TO-15	Freon 11	-	**U**
VMP-30-10-020613	TO-15	Carbon disulfide	-	**U**
VMP-30-10-020613	TO-15	Methylene chloride	-	**U**
VMP-30-10-020613	TO-15	Tetrachloroethene	-	**U**
VMP-30-20-020613	TO-15	Freon 11	-	**U**
VMP-30-20-020613	TO-15	Methylene chloride	-	**U**
VMP-30-20-020613	TO-15	2,2,4-Trimethylpentane	-	**U**
VMP-30-20-020613	TO-15	Toluene	-	**U**
VMP-30-20-020613	TO-15	Tetrachloroethene	-	**U**

Sample ID	Parameter	Analyte	New Reporting Limit (RL)	Qualification
VMP-30-20-020613	TO-15	Cumene	-	**U**
VMP-30-20-020613	TO-15	Propylbenzene	-	**U**
VMP-30-20-020613	TO-15	4-Ethyltoluene	-	**U**
VMP-30-20-020613	TO-15	1,3,5-Trimethylbenzene	-	**U**
VMP-30-20-020613	TO-15	1,2,4-Trimethylbenzene	-	**U**
VMP-30-20-020613	TO-15	1,3-Dichlorobenzene	-	**U**
VMP-30-20-020613	TO-15	1,4-Dichlorobenzene	-	**U**
VMP-30-20-020613	TO-15	alpha-Chlorotoluene	-	**U**
VMP-30-20-020613	TO-15	1,2-Dichlorobenzene	-	**U**
VMP-30-20-020613	TO-15	1,2,4-Trichlorobenzene	-	**U**
VMP-30-20-020613	TO-15	Hexachlorobutadiene	-	**U**
VMP-30-30-020613	TO-15	1,2,4-Trichlorobenzene	-	**U**
VMP-32-5-020513	TO-15	Freon 11	-	**U**
VMP-32-5-020513	TO-15	Carbon disulfide	-	**U**
VMP-32-5-020513	TO-15	Methylene chloride	-	**U**
VMP-32-5-020513	TO-15	Toluene	-	**U**
VMP-32-5-020513	TO-15	Tetrachloroethene	-	**U**
VMP-32-5-020513	TO-15	Propylbenzene	-	**U**
VMP-32-5-020513	TO-15	4-Ethyltoluene	-	**U**
VMP-32-5-020513	TO-15	1,2,4-Trimethylbenzene	-	**U**
VMP-32-5-020513	TO-15	1,3-Dichlorobenzene	-	**U**
VMP-32-5-020513	TO-15	1,4-Dichlorobenzene	-	**U**
VMP-32-5-020513	TO-15	1,2,4-Trichlorobenzene	-	**U**
VMP-32-10-020513	TO-15	Freon 11	-	**U**
VMP-32-10-020513	TO-15	Carbon disulfide	-	**U**
VMP-32-10-020513	TO-15	Methylene chloride	-	**U**
VMP-32-10-020513	TO-15	Toluene	-	**U**
VMP-32-10-020513	TO-15	Tetrachloroethene	-	**U**
VMP-32-10-020513	TO-15	4-Ethyltoluene	-	**U**
VMP-32-10-020513	TO-15	1,2,4-Trichlorobenzene	-	**U**
VMP-32-20-020513	TO-15	Freon 11	-	**U**
VMP-32-20-020513	TO-15	Carbon disulfide	-	**U**
VMP-32-20-020513	TO-15	Methylene chloride	-	**U**
VMP-32-20-020513	TO-15	Toluene	-	**U**
VMP-32-20-020513	TO-15	Tetrachloroethene	-	**U**
VMP-32-20-020513	TO-15	1,2,4-Trichlorobenzene	-	**U**
VMP-53-5-020513	TO-15	Freon 11	-	**U**
VMP-53-5-020513	TO-15	Carbon disulfide	-	**U**
VMP-53-5-020513	TO-15	Toluene	-	**U**
VMP-53-5-020513	TO-15	Tetrachloroethene	-	**U**
VMP-53-10-020513	TO-15	Freon 11	-	**U**
VMP-53-10-020513	TO-15	Carbon disulfide	-	**U**
VMP-53-10-020513	TO-15	Toluene	-	**U**

Sample ID	Parameter	Analyte	New Reporting Limit (RL)	Qualification
VMP-53-10-020513-Dup	TO-15	Freon 11	-	**U**
VMP-53-10-020513-Dup	TO-15	Carbon disulfide	-	**U**
VMP-53-10-020513-Dup	TO-15	2,2,4-Trimethylpentane	-	**U**
VMP-53-10-020513-Dup	TO-15	Toluene	-	**U**
VMP-53-20-020513	TO-15	Freon 11	-	**U**
VMP-53-20-020513	TO-15	Carbon disulfide	-	**U**
VMP-53-20-020513	TO-15	Toluene	-	**U**
VMP-53-20-020513	TO-15	Tetrachloroethene	-	**U**
VMP-53-20-020513	TO-15	Propylbenzene	-	**U**
VMP-53-20-020513	TO-15	1,2,4-Trichlorobenzene	-	**U**
VMP-53-30-020513	TO-15	Carbon disulfide	-	**U**
VMP-53-30-020513	TO-15	Toluene	-	**U**
VMP-53-30-020513	TO-15	Tetrachloroethene	-	**U**
VMP-54-5-020613	TO-15	Freon 11	-	**U**
VMP-54-5-020613	TO-15	Carbon disulfide	-	**U**
VMP-54-5-020613	TO-15	Tetrachloroethene	-	**U**
VMP-54-5-020613	TO-15	Cumene	-	**U**
VMP-54-10-020613	TO-15	Freon 11	-	**U**
VMP-54-10-020613	TO-15	Carbon disulfide	-	**U**
VMP-54-10-020613	TO-15	Methylene chloride	-	**U**
VMP-54-10-020613	TO-15	Tetrachloroethene	-	**U**
VMP-54-10-020613	TO-15	Propylbenzene	-	**U**
VMP-54-10-020613	TO-15	1,3,5-Trimethylbenzene	-	**U**
VMP-54-10-020613	TO-15	1,2,4-Trimethylbenzene	-	**U**

5.0 Laboratory Control Sample

Were LCS recoveries within evaluation criteria?

Yes

6.0 Surrogate Recoveries

Were surrogate recoveries within evaluation criteria?

Yes

7.0 Matrix Spike and Matrix Spike Duplicate Recoveries

Were MS/MSD samples analyzed as part of this SDG?

MS/MSD samples are not applicable for vapor samples, due to the inability to spike the samples.

8.0 Laboratory Duplicate Results

Were laboratory duplicate samples collected as part of this SDG?

No

9.0 Field Duplicate Results

Were field duplicate samples collected as part of this SDG?

Yes

Field ID	Field Duplicate ID
VMP-21-10-020513	VMP-21-10-020513-Dup
VMP-21-25-020513	VMP-21-25-020513-Dup
VMP-53-10-020513	VMP-53-10-020513-Dup

Were field duplicate sample RPDs within evaluation criteria?

Yes

10.0 Sample Dilutions

For samples that were diluted and nondetect, were undiluted results also reported?

Not applicable; analytes were detected in samples that were diluted.

11.0 Additional Qualifications

Were additional qualifications applied?

No

eurofins | Air Toxics

2/25/2013
Ms. Elizabeth Kunkel
URS Corporation
1001 Highlands Plaza Dr. West
Suite 300
St. Louis MO 63110

Project Name: Roxana Soil Vapor
Project #: 21562850.04001
Workorder #: 1302156A

Dear Ms. Elizabeth Kunkel

The following report includes the data for the above referenced project for sample(s) received on 2/8/2013 at Air Toxics Ltd.

The data and associated QC analyzed by Modified TO-15 are compliant with the project requirements or laboratory criteria with the exception of the deviations noted in the attached case narrative.

Thank you for choosing Air Toxics Ltd. for your air analysis needs. Air Toxics Ltd. is committed to providing accurate data of the highest quality. Please feel free to contact the Project Manager: Kelly Buettner at 916-985-1000 if you have any questions regarding the data in this report.

Regards,

Kelly Buettner

Project Manager

REVIEWED
ON
3/26/13

eurofins | Air Toxics

WORK ORDER #: 1302156A

Work Order Summary

CLIENT:	Ms. Elizabeth Kunkel URS Corporation 1001 Highlands Plaza Dr. West Suite 300 St. Louis, MO 63110	**BILL TO:**	Accounts Payable Austin URS Corporation P.O. BOX 203970 Austin, TX 78720-1088
PHONE:	314-743-4179	**P.O. #**	21562735.00013
FAX:		**PROJECT #**	21562850.04001 Roxana Soil Vapor
DATE RECEIVED:	02/08/2013	**CONTACT:**	Kelly Buettner
DATE COMPLETED:	02/25/2013		

FRACTION #	NAME	TEST	RECEIPT VAC./PRES.	FINAL PRESSURE
01A	VMP-2-8.5-020513	Modified TO-15	9.5 "Hg	15 psi
02A	VMP-6-10-020513	Modified TO-15	8.0 "Hg	15 psi
03A	VMP-6-31.5-020513	Modified TO-15	6.5 "Hg	15 psi
04A	VMP-6-39-020513	Modified TO-15	7.0 "Hg	15 psi
05A	VMP-15-5-020513	Modified TO-15	9.0 "Hg	15 psi
06A	VMP-21-10-020513	Modified TO-15	7.5 "Hg	15 psi
07A	VMP-21-10-020513-DUP	Modified TO-15	6.0 "Hg	15 psi
08A	VMP-21-25-020513	Modified TO-15	6.5 "Hg	15 psi
09A	VMP-21-25-020513-DUP	Modified TO-15	7.5 "Hg	15 psi
10A	VMP-21-33-020513	Modified TO-15	7.0 "Hg	15 psi
11A	VMP-29-10-020613	Modified TO-15	8.5 "Hg	15 psi
12A	VMP-29-20-020613	Modified TO-15	8.0 "Hg	15 psi
13A	VMP-29-30-020613	Modified TO-15	9.0 "Hg	15 psi
13B	VMP-29-30-020613	Modified TO-15	9.0 "Hg	15 psi
14A	VMP-30-10-020613	Modified TO-15	7.0 "Hg	15 psi
15A	VMP-30-20-020613	Modified TO-15	7.0 "Hg	15 psi
16A	VMP-30-30-020613	Modified TO-15	7.0 "Hg	15 psi
16B	VMP-30-30-020613	Modified TO-15	7.0 "Hg	15 psi
17A	VMP-32-5-020513	Modified TO-15	6.0 "Hg	15 psi
18A	VMP-32-10-020513	Modified TO-15	6.0 "Hg	15 psi
19A	VMP-32-20-020513	Modified TO-15	8.5 "Hg	15 psi
20A	VMP-53-5-020513	Modified TO-15	6.5 "Hg	15 psi
21A	VMP-53-10-020513	Modified TO-15	7.0 "Hg	15 psi

Continued on next page

eurofins | Air Toxics

WORK ORDER #: 1302156A

Work Order Summary

CLIENT:	Ms. Elizabeth Kunkel URS Corporation 1001 Highlands Plaza Dr. West Suite 300 St. Louis, MO 63110	**BILL TO:**	Accounts Payable Austin URS Corporation P.O. BOX 203970 Austin, TX 78720-1088
PHONE:	314-743-4179	**P.O. #**	21562735.00013
FAX:		**PROJECT #**	21562850.04001 Roxana Soil Vapor
DATE RECEIVED:	02/08/2013	**CONTACT:**	Kelly Buettner
DATE COMPLETED:	02/25/2013		

FRACTION #	NAME	TEST	RECEIPT VAC./PRES.	FINAL PRESSURE
22A	VMP-53-10-020513-DUP	Modified TO-15	5.5 "Hg	15 psi
23A	VMP-53-20-020513	Modified TO-15	7.0 "Hg	15 psi
24A	VMP-53-30-020513	Modified TO-15	7.5 "Hg	15 psi
25A	VMP-54-5-020613	Modified TO-15	8.0 "Hg	15 psi
26A	VMP-54-10-020613	Modified TO-15	8.5 "Hg	15 psi
27A	Lab Blank	Modified TO-15	NA	NA
27B	Lab Blank	Modified TO-15	NA	NA
28A	CCV	Modified TO-15	NA	NA
28B	CCV	Modified TO-15	NA	NA
29A	LCS	Modified TO-15	NA	NA
29AA	LCSD	Modified TO-15	NA	NA
29B	LCS	Modified TO-15	NA	NA
29BB	LCSD	Modified TO-15	NA	NA

CERTIFIED BY: Heidi Hayes DATE: 02/25/13

Technical Director

Certfication numbers: AZ Licensure AZ0775, CA NELAP - 12282CA, NY NELAP - 11291,
TX NELAP - T104704434-12-5, UT NELAP CA009332012-3, WA NELAP - C935
Name of Accrediting Agency: NELAP/ORELAP (Oregon Environmental Laboratory Accreditation Program)
Accreditation number: CA300005, Effective date: 10/18/2011, Expiration date: 10/17/2012.
Eurofins Air Toxics Ltd. certifies that the test results contained in this report meet all requirements of the NELAC standards

This report shall not be reproduced, except in full, without the written approval of Eurofins Air Toxics, Inc.

180 BLUE RAVINE ROAD, SUITE B FOLSOM, CA - 9563
(916) 985-1000 . (800) 985-5955 . FAX (916) 985-1020

LABORATORY NARRATIVE
EPA Method TO-15
URS Corporation
Workorder# 1302156A

Twenty-six 1 Liter Summa Canister samples were received on February 08, 2013. The laboratory performed analysis via EPA Method TO-15 using GC/MS in the full scan mode.

This workorder was independently validated prior to submittal using 'USEPA National Functional Guidelines' as generally applied to the analysis of volatile organic compounds in air. A rules-based, logic driven, independent validation engine was employed to assess completeness, evaluate pass/fail of relevant project quality control requirements and verification of all quantified amounts.

Receiving Notes

There were no receiving discrepancies.

Analytical Notes

As per client project requirements, the laboratory has reported estimated values for target compound hits that are below the Reporting Limit but greater than the Method Detection Limit. Concentrations that are below the level at which the canister was certified may be false positives.

Due to high-level target compounds, samples VMP-29-30-020613 and VMP-30-30-020613 were analyzed twice. In the "A" fraction, the sample was diluted to bring the highest-level compounds within the calibration range. The "B" fraction is also reported by client request and may be reported with "E" flags indicating the compound exceeds the calibration range. Both runs and associated QC are reported.

Definition of Data Qualifying Flags

Eight qualifiers may have been used on the data analysis sheets and indicates as follows:

B - Compound present in laboratory blank greater than reporting limit (background subtraction not performed).
J - Estimated value.
E - Exceeds instrument calibration range.
S - Saturated peak.
Q - Exceeds quality control limits.
U - Compound analyzed for but not detected above the reporting limit.
UJ- Non-detected compound associated with low bias in the CCV and/or LCS.
N - The identification is based on presumptive evidence.

File extensions may have been used on the data analysis sheets and indicates as follows:
a-File was requantified
b-File was quantified by a second column and detector
r1-File was requantified for the purpose of reissue

eurofins | Air Toxics

Summary of Detected Compounds
EPA METHOD TO-15 GC/MS FULL SCAN

Client Sample ID: VMP-2-8.5-020513

Lab ID#: 1302156A-01A

Compound	Rpt. Limit (ppbv)	Amount (ppbv)	Rpt. Limit (ug/m3)	Amount (ug/m3)
Freon 12	1.5	0.46 J	7.3	2.3 J
Freon 11	1.5	~~0.19 J~~	8.3	~~1.1 J~~
Ethanol	5.9	1.4 J	11	2.6 J
Acetone	15	2.5 J	35	6.0 J
2-Propanol	5.9	4.2 J	14	10 J
Carbon Disulfide	5.9	~~0.77 J~~	18	~~2.4 J~~
Methylene Chloride	15	~~0.22 J~~	51	~~0.78 J~~
Hexane	1.5	4.2	5.2	15
Cyclohexane	1.5	2.0	5.1	7.1
2,2,4-Trimethylpentane	1.5	8.2	6.9	38
Benzene	1.5	0.68 J	4.7	2.2 J
Heptane	1.5	2.2	6.1	9.0
4-Methyl-2-pentanone	1.5	0.38 J	6.1	1.5 J
Toluene	1.5	1.9	5.6	7.3
Tetrachloroethene	1.5	~~0.32 J~~	10	~~2.2 J~~
Ethyl Benzene	1.5	0.58 J	6.4	2.5 J
m,p-Xylene	1.5	0.82 J	6.4	3.6 J
o-Xylene	1.5	0.51 J	6.4	2.2 J
Butane	5.9	16	14	38
Isopentane	5.9	20	17	59

Client Sample ID: VMP-6-10-020513

Lab ID#: 1302156A-02A

Compound	Rpt. Limit (ppbv)	Amount (ppbv)	Rpt. Limit (ug/m3)	Amount (ug/m3)
Freon 12	1.4	0.47 J	6.8	2.3 J
Freon 11	1.4	~~0.24~~ J	7.8	~~1.3 J~~
Ethanol	5.5	0.91 J	10	1.7 J
Acetone	14	3.8 J	33	9.0 J
2-Propanol	5.5	4.1 J	14	10 J
Carbon Disulfide	5.5	~~0.70 J~~	17	~~2.2 J~~
Methylene Chloride	14	~~0.68 J~~	48	~~2.4 J~~
Hexane	1.4	0.40 J	4.9	1.4 J

eurofins | Air Toxics

Summary of Detected Compounds
EPA METHOD TO-15 GC/MS FULL SCAN

Client Sample ID: VMP-6-10-020513

Lab ID#: 1302156A-02A

2,2,4-Trimethylpentane	1.4	0.33 J	6.4	1.6 J
Benzene	1.4	14	4.4	46
Toluene	1.4	~~0.11 J~~ U	5.2	~~0.42 J~~ U
Tetrachloroethene	1.4	~~0.17 J~~ U	9.4	~~1.2 J~~ U
1,2,4-Trichlorobenzene	5.5	~~0.38 J~~ U	41	~~2.8 J~~ U
Butane	5.5	1.5 J	13	3.6 J
Isopentane	5.5	1.1 J	16	3.2 J

Client Sample ID: VMP-6-31.5-020513

Lab ID#: 1302156A-03A

Compound	Rpt. Limit (ppbv)	Amount (ppbv)	Rpt. Limit (ug/m3)	Amount (ug/m3)
Freon 12	1.3	0.52 J	6.4	2.6 J
Freon 11	1.3	~~0.26 J~~ U	7.2	~~1.4 J~~ U
Acetone	13	4.0 J	31	9.5 J
2-Propanol	5.2	46	13	110
Carbon Disulfide	5.2	~~0.85 J~~ U	16	~~2.6 J~~ U
Methylene Chloride	13	1.4 J	45	5.0 J
Hexane	1.3	0.26 J	4.5	0.91 J
Chloroform	1.3	0.89 J	6.3	4.3 J
2,2,4-Trimethylpentane	1.3	12	6.0	58
Benzene	1.3	1.2 J	4.1	4.0 J
Toluene	1.3	~~0.11 J~~ U	4.9	~~0.42 J~~ U
Tetrachloroethene	1.3	~~0.14 J~~ U	8.8	~~0.96 J~~ U
Butane	5.2	12	12	30
Isopentane	5.2	2.7 J	15	8.0 J

Client Sample ID: VMP-6-39-020513

Lab ID#: 1302156A-04A

Compound	Rpt. Limit (ppbv)	Amount (ppbv)	Rpt. Limit (ug/m3)	Amount (ug/m3)
Freon 12	1.3	0.47 J	6.5	2.3 J
Freon 11	1.3	~~0.23 J~~ U	7.4	~~1.3 J~~ U
Ethanol	5.3	2.2 J	9.9	4.2 J

eurofins | Air Toxics

Summary of Detected Compounds
EPA METHOD TO-15 GC/MS FULL SCAN

Client Sample ID: VMP-6-39-020513

Lab ID#: 1302156A-04A

Acetone	13	5.8 J	31	14 J
2-Propanol	5.3	4.5 J	13	11 J
Carbon Disulfide	5.3	~~0.64 J~~	16	~~2.0 J~~
Methylene Chloride	13	~~0.16 J~~	46	~~0.54 J~~
Hexane	1.3	1.4	4.6	5.1
Cyclohexane	1.3	3.0	4.5	10
2,2,4-Trimethylpentane	1.3	140	6.2	630
Benzene	1.3	20	4.2	66
Heptane	1.3	6.6	5.4	27
Toluene	1.3	~~0.18 J~~	5.0	~~0.68 J~~
Tetrachloroethene	1.3	~~0.16 J~~	9.0	~~1.1 J~~
Ethyl Benzene	1.3	7.9	5.7	34
m,p-Xylene	1.3	5.3	5.7	23
Cumene	1.3	1.1 J	6.5	5.6 J
Propylbenzene	1.3	2.5	6.5	12
4-Ethyltoluene	1.3	2.5	6.5	12
1,3,5-Trimethylbenzene	1.3	1.1 J	6.5	5.5 J
1,2,4-Trimethylbenzene	1.3	4.9	6.5	24
Isopentane	5.3	2.8 J	16	8.2 J

Client Sample ID: VMP-15-5-020513

Lab ID#: 1302156A-05A

Compound	Rpt. Limit (ppbv)	Amount (ppbv)	Rpt. Limit (ug/m3)	Amount (ug/m3)
Freon 12	1.4	0.39 J	7.1	2.0 J
Ethanol	5.8	1.8 J	11	3.3 J
Acetone	14	2.6 J	34	6.0 J
2-Propanol	5.8	10	14	25
Carbon Disulfide	5.8	~~0.85 J~~	18	~~2.7 J~~
Methylene Chloride	14	~~0.34 J~~	50	~~1.2 J~~
2,2,4-Trimethylpentane	1.4	1.3 J	6.8	6.2 J
Benzene	1.4	1.2 J	4.6	4.0 J
Toluene	1.4	~~0.14 J~~	5.4	~~0.53 J~~
4-Ethyltoluene	1.4	~~0.11 J~~	7.1	~~0.54 J~~
Isopentane	5.8	0.66 J	17	1.9 J

eurofins | Air Toxics

Summary of Detected Compounds
EPA METHOD TO-15 GC/MS FULL SCAN

Client Sample ID: VMP-21-10-020513

Lab ID#: 1302156A-06A

Compound	Rpt. Limit (ppbv)	Amount (ppbv)	Rpt. Limit (ug/m3)	Amount (ug/m3)
Freon 12	1.3	0.44 J	6.6	2.2 J
Freon 11	1.3	~~0.18 J~~	7.6	~~1.0 J~~
Ethanol	5.4	1.7 J	10	3.3 J
Acetone	13	2.7 J	32	6.5 J
2-Propanol	5.4	2.5 J	13	6.1 J
Carbon Disulfide	5.4	~~0.53 J~~	17	~~1.6 J~~
Methylene Chloride	13	~~0.31 J~~	47	~~1.1 J~~
Hexane	1.3	0.79 J	4.7	2.8 J
Cyclohexane	1.3	1.0 J	4.6	3.6 J
2,2,4-Trimethylpentane	1.3	5.5	6.3	26
Benzene	1.3	13	4.3	41
Heptane	1.3	0.47 J	5.5	1.9 J
Toluene	1.3	~~0.19 J~~	5.1	~~0.70 J~~
Tetrachloroethene	1.3	1.5	9.1	10
Isopentane	5.4	2.2 J	16	6.6 J

Client Sample ID: VMP-21-10-020513-DUP

Lab ID#: 1302156A-07A

Compound	Rpt. Limit (ppbv)	Amount (ppbv)	Rpt. Limit (ug/m3)	Amount (ug/m3)
Freon 12	1.3	0.49 J	6.2	2.4 J
Freon 11	1.3	~~0.18 J~~	7.1	~~0.99 J~~
Ethanol	5.0	1.1 J	9.5	2.0 J
Acetone	13	2.6 J	30	6.3 J
2-Propanol	5.0	2.4 J	12	6.0 J
Carbon Disulfide	5.0	~~0.58 J~~	16	~~1.8 J~~
Methylene Chloride	13	~~0.29 J~~	44	~~1.0 J~~
Hexane	1.3	0.60 J	4.4	2.1 J
Cyclohexane	1.3	1.2 J	4.3	4.3 J
2,2,4-Trimethylpentane	1.3	6.5	5.9	30
Benzene	1.3	11	4.0	35
Heptane	1.3	0.51 J	5.2	2.1 J
Toluene	1.3	~~0.15 J~~	4.7	~~0.57 J~~

eurofins | Air Toxics

Summary of Detected Compounds
EPA METHOD TO-15 GC/MS FULL SCAN

Client Sample ID: VMP-21-10-020513-DUP

Lab ID#: 1302156A-07A

Tetrachloroethene	1.3	1.4	8.5	9.6
Isopentane	5.0	0.92 J	15	2.7 J

Client Sample ID: VMP-21-25-020513

Lab ID#: 1302156A-08A

Compound	Rpt. Limit (ppbv)	Amount (ppbv)	Rpt. Limit (ug/m3)	Amount (ug/m3)
Freon 12	1.3	0.51 J	6.4	2.5 J
Freon 11	1.3	~~0.25 J~~ ✓	7.2	~~1.4 J~~ ✓
Ethanol	5.2	2.3 J	9.7	4.4 J
Acetone	13	4.6 J	31	11 J
2-Propanol	5.2	3.4 J	13	8.3 J
Carbon Disulfide	5.2	~~0.50 J~~ ✓	16	~~1.5 J~~ ✓
Methylene Chloride	13	~~0.20 J~~ ✓	45	~~0.71 J~~ ✓
Hexane	1.3	0.93 J	4.5	3.3 J
Cyclohexane	1.3	1.0 J	4.4	3.5 J
2,2,4-Trimethylpentane	1.3	5.1	6.0	24
Benzene	1.3	11	4.1	35
Heptane	1.3	0.36 J	5.3	1.5 J
Toluene	1.3	~~0.11 J~~ ✓	4.9	~~0.43 J~~ ✓
Tetrachloroethene	1.3	15	8.8	100
Butane	5.2	1.3 J	12	3.1 J
Isopentane	5.2	2.8 J	15	8.3 J

Client Sample ID: VMP-21-25-020513-DUP

Lab ID#: 1302156A-09A

Compound	Rpt. Limit (ppbv)	Amount (ppbv)	Rpt. Limit (ug/m3)	Amount (ug/m3)
Freon 12	1.3	0.54 J	6.6	2.7 J
Freon 11	1.3	~~0.30 J~~ ✓	7.6	~~1.7 J~~ ✓
Ethanol	5.4	2.0 J	10	3.7 J
Acetone	13	3.2 J	32	7.7 J
2-Propanol	5.4	3.4 J	13	8.4 J
Carbon Disulfide	5.4	~~0.59 J~~ ✓	17	~~1.8 J~~ ✓

eurofins | Air Toxics

Summary of Detected Compounds
EPA METHOD TO-15 GC/MS FULL SCAN

Client Sample ID: VMP-21-25-020513-DUP

Lab ID#: 1302156A-09A

Methylene Chloride	13	~~0.85 J~~	47	~~3.0 J~~
Hexane	1.3	0.80 J	4.7	2.8 J
Cyclohexane	1.3	1.2 J	4.6	4.0 J
2,2,4-Trimethylpentane	1.3	3.1	6.3	14
Benzene	1.3	13	4.3	43
Heptane	1.3	0.41 J	5.5	1.7 J
4-Methyl-2-pentanone	1.3	0.38 J	5.5	1.6 J
Toluene	1.3	~~0.26 J~~	5.1	~~0.97 J~~
Tetrachloroethene	1.3	16	9.1	110
Isopentane	5.4	3.6 J	16	11 J

Client Sample ID: VMP-21-33-020513

Lab ID#: 1302156A-10A

Compound	Rpt. Limit (ppbv)	Amount (ppbv)	Rpt. Limit (ug/m3)	Amount (ug/m3)
Freon 12	1.3	0.52 J	6.5	2.6 J
Acetone	13	2.5 J	31	5.8 J
2-Propanol	5.3	12	13	29
Carbon Disulfide	5.3	~~0.72 J~~	16	~~2.2 J~~
Methylene Chloride	13	~~0.16 J~~	46	~~0.56 J~~
Hexane	1.3	0.33 J	4.6	1.2 J
2,2,4-Trimethylpentane	1.3	2.3	6.2	10
Benzene	1.3	0.76 J	4.2	2.4 J
Tetrachloroethene	1.3	5.1	9.0	34
Isopentane	5.3	1.4 J	16	4.2 J

Client Sample ID: VMP-29-10-020613

Lab ID#: 1302156A-11A

Compound	Rpt. Limit (ppbv)	Amount (ppbv)	Rpt. Limit (ug/m3)	Amount (ug/m3)
Freon 12	1.4	0.51 J	7.0	2.5 J
Freon 11	1.4	~~0.22 J~~	7.9	~~1.2 J~~
Ethanol	5.6	9.5	11	18
Acetone	14	69	33	160

eurofins | Air Toxics

Summary of Detected Compounds
EPA METHOD TO-15 GC/MS FULL SCAN

Client Sample ID: VMP-29-10-020613

Lab ID#: 1302156A-11A

2-Propanol	5.6	18	14	44
Carbon Disulfide	5.6	6.7	18	21
2-Butanone (Methyl Ethyl Ketone)	5.6	100	17	300
Tetrahydrofuran	1.4	100	4.2	290
2,2,4-Trimethylpentane	1.4	~~0.21 J~~	6.6	~~0.98 J~~
Benzene	1.4	17	4.5	53
4-Methyl-2-pentanone	1.4	0.68 J	5.8	2.8 J
Toluene	1.4	~~0.13 J~~	5.3	~~0.48 J~~
Tetrachloroethene	1.4	~~0.19 J~~	9.6	~~1.3 J~~
Butane	5.6	1.6 J	13	3.8 J
Isopentane	5.6	1.0 J	17	3.1 J

Client Sample ID: VMP-29-20-020613

Lab ID#: 1302156A-12A

Compound	Rpt. Limit (ppbv)	Amount (ppbv)	Rpt. Limit (ug/m3)	Amount (ug/m3)
Freon 12	1.4	0.45 J	6.8	2.2 J
Freon 11	1.4	~~0.22 J~~	7.8	~~1.3 J~~
Ethanol	5.5	5.4 J	10	10 J
Acetone	14	87	33	210
2-Propanol	5.5	16	14	40
Carbon Disulfide	5.5	11	17	35
Methylene Chloride	14	~~0.28 J~~	48	~~0.98 J~~
Hexane	1.4	0.33 J	4.9	1.2 J
2-Butanone (Methyl Ethyl Ketone)	5.5	260	16	750
Tetrahydrofuran	1.4	68	4.1	200
Benzene	1.4	8.1	4.4	26
4-Methyl-2-pentanone	1.4	2.5	5.6	10
Toluene	1.4	0.52 J	5.2	1.9 J
Tetrachloroethene	1.4	~~0.15 J~~	9.4	~~1.0 J~~
m,p-Xylene	1.4	0.47 J	6.0	2.0 J
Cumene	1.4	~~0.73 J~~	6.8	~~3.6 J~~
4-Ethyltoluene	1.4	~~0.14 J~~	6.8	~~0.69 J~~
Butane	5.5	3.6 J	13	8.4 J
Isopentane	5.5	2.7 J	16	8.1 J

eurofins | Air Toxics

Summary of Detected Compounds
EPA METHOD TO-15 GC/MS FULL SCAN

Client Sample ID: VMP-29-30-020613

* USE THIS RESULT ONLY. ALL OTHER DATA REPORTED IN 2.89X DILUTION ANALYSIS

Lab ID#: 1302156A-13A

DF = 4.82X

Compound	Rpt. Limit (ppbv)	Amount (ppbv)	Rpt. Limit (ug/m3)	Amount (ug/m3)
Freon 12	2.4	0.51 J	12	2.5 J
Ethanol	9.6	7.4 J	18	14 J
Acetone	24	350	57	820
2-Propanol	9.6	13	24	32
Carbon Disulfide	9.6	38	30	120
Methylene Chloride	24	~~0.64 J~~	84	~~2.2 J~~
Hexane	2.4	0.44 J	8.5	1.5 J
2-Butanone (Methyl Ethyl Ketone)	9.6	730	28	2100
Tetrahydrofuran	2.4	290	7.1	870
Chloroform	2.4	1.2 J	12	6.1 J
2,2,4-Trimethylpentane	2.4	0.40 J	11	1.9 J
Benzene	2.4	29	7.7	93
1,4-Dioxane	9.6	7.1 J	35	26 J
4-Methyl-2-pentanone	2.4	3.9	9.9	16
Toluene	2.4	0.46 J	9.1	1.7 J
Tetrachloroethene	2.4	~~0.36 J~~	16	~~2.4 J~~
Cumene	2.4	~~0.42 J~~	12	~~2.1 J~~
4-Ethyltoluene	2.4	~~0.16 J~~	12	~~0.80 J~~
Butane	9.6	2.4 J	23	5.7 J
Isopentane	9.6	1.7 J	28	5.2 J

Client Sample ID: VMP-29-30-020613

Lab ID#: 1302156A-13B

DF = 2.89X

Compound	Rpt. Limit (ppbv)	Amount (ppbv)	Rpt. Limit (ug/m3)	Amount (ug/m3)
Freon 12	1.4	0.48 J	7.1	2.4 J
Freon 11	1.4	~~0.18 J~~	8.1	~~1.0 J~~
Ethanol	5.8	6.2	11	12
Acetone	14	320	34	760
2-Propanol	5.8	12	14	29
Carbon Disulfide	5.8	34	18	100
Methylene Chloride	14	~~0.66 J~~	50	~~2.0 J~~
Hexane	1.4	0.25 J	5.1	0.89 J

eurofins | Air Toxics

Summary of Detected Compounds
EPA METHOD TO-15 GC/MS FULL SCAN

Client Sample ID: VMP-29-30-020613

Lab ID#: 1302156A-13B DF = 289x

* DO NOT USE THIS RESULT. USE ALL OTHER RESULTS

* ~~2-Butanone (Methyl Ethyl Ketone)~~	~~5.8~~	~~680 E~~	~~17~~	~~2000 E~~
Tetrahydrofuran	1.4	270	4.3	780
Chloroform	1.4	1.1 J	7.0	5.6 J
2,2,4-Trimethylpentane	1.4	~~0.22 J~~ U	6.8	~~1.0 J~~ U
Benzene	1.4	26	4.6	84
1,4-Dioxane	5.8	5.3 J	21	19 J
4-Methyl-2-pentanone	1.4	2.9	5.9	12
Toluene	1.4	~~0.34 J~~ U	5.4	~~1.3 J~~ U
Tetrachloroethene	1.4	~~0.16 J~~ U	9.8	~~1.1 J~~ U
m,p-Xylene	1.4	0.48 J	6.3	2.1 J
Cumene	1.4	~~0.37 J~~ U	7.1	~~1.8 J~~ U
4-Ethyltoluene	1.4	~~0.16 J~~ U	7.1	~~0.78 J~~ U
Butane	5.8	2.0 J	14	4.7 J
Isopentane	5.8	1.6 J	17	4.6 J

Client Sample ID: VMP-30-10-020613

Lab ID#: 1302156A-14A

Compound	Rpt. Limit (ppbv)	Amount (ppbv)	Rpt. Limit (ug/m3)	Amount (ug/m3)
Freon 12	1.3	0.46 J	6.5	2.2 J
Freon 11	1.3	~~0.22 J~~ U	7.4	~~1.2 J~~ U
Ethanol	5.3	2.5 J	9.9	4.6 J
Acetone	13	38	31	91
2-Propanol	5.3	1.2 J	13	2.8 J
Carbon Disulfide	5.3	~~2.2 J~~ U	16	~~7.0 J~~ U
Methylene Chloride	13	~~0.18 J~~ U	46	~~0.61 J~~ U
Hexane	1.3	0.64 J	4.6	2.2 J
2-Butanone (Methyl Ethyl Ketone)	5.3	50	16	150
Tetrahydrofuran	1.3	30	3.9	90
2,2,4-Trimethylpentane	1.3	0.41 J	6.2	1.9 J
Benzene	1.3	0.57 J	4.2	1.8 J
Heptane	1.3	0.34 J	5.4	1.4 J
4-Methyl-2-pentanone	1.3	0.56 J	5.4	2.3 J
Toluene	1.3	0.41 J	5.0	1.6 J
Tetrachloroethene	1.3	~~0.18 J~~ U	9.0	~~1.2 J~~ U

eurofins | Air Toxics

Summary of Detected Compounds
EPA METHOD TO-15 GC/MS FULL SCAN

Client Sample ID: VMP-30-10-020613

Lab ID#: 1302156A-14A

Isopentane	5.3	2.6 J	16	7.7 J

Client Sample ID: VMP-30-20-020613

Lab ID#: 1302156A-15A

Compound	Rpt. Limit (ppbv)	Amount (ppbv)	Rpt. Limit (ug/m3)	Amount (ug/m3)
Freon 12	1.3	0.44 J	6.5	2.2 J
Freon 11	1.3	~~0.26 J~~	7.4	~~1.4 J~~
Ethanol	5.3	4.2 J	9.9	8.0 J
Acetone	13	70	31	170
2-Propanol	5.3	4.5 J	13	11 J
Carbon Disulfide	5.3	25	16	77
Methylene Chloride	13	~~0.52 J~~	46	~~1.8 J~~
Hexane	1.3	0.70 J	4.6	2.5 J
2-Butanone (Methyl Ethyl Ketone)	5.3	200	16	600
Tetrahydrofuran	1.3	70	3.9	210
Chloroform	1.3	2.5	6.4	12
2,2,4-Trimethylpentane	1.3	~~0.25 J~~	6.2	~~1.2 J~~
Benzene	1.3	34	4.2	110
4-Methyl-2-pentanone	1.3	0.82 J	5.4	3.4 J
Toluene	1.3	~~0.34 J~~	5.0	~~1.3 J~~
Tetrachloroethene	1.3	~~0.31 J~~	9.0	~~2.1 J~~
m,p-Xylene	1.3	0.34 J	5.7	1.5 J
Cumene	1.3	~~0.25 J~~	6.5	~~1.2 J~~
Propylbenzene	1.3	~~0.21 J~~	6.5	~~1.0 J~~
4-Ethyltoluene	1.3	~~0.16 J~~	6.5	~~0.81 J~~
1,3,5-Trimethylbenzene	1.3	~~0.25 J~~	6.5	~~1.2 J~~
1,2,4-Trimethylbenzene	1.3	~~0.34 J~~	6.5	~~1.7 J~~
1,3-Dichlorobenzene	1.3	~~0.48 J~~	7.9	~~2.9 J~~
1,4-Dichlorobenzene	1.3	~~0.46 J~~	7.9	~~2.7 J~~
alpha-Chlorotoluene	1.3	~~0.33 J~~	6.8	~~1.7 J~~
1,2-Dichlorobenzene	1.3	~~0.36 J~~	7.9	~~2.2 J~~
1,2,4-Trichlorobenzene	5.3	~~1.5 J~~	39	~~11 J~~
Hexachlorobutadiene	5.3	~~0.61 J~~	56	~~6.5 J~~
Butane	5.3	3.7 J	12	8.8 J

eurofins | Air Toxics

Summary of Detected Compounds
EPA METHOD TO-15 GC/MS FULL SCAN

Client Sample ID: VMP-30-20-020613

Lab ID#: 1302156A-15A

Isopentane	5.3	2.5 J	16	7.3 J

Client Sample ID: VMP-30-30-020613 * USE THIS RESULT ONLY. ALL OTHER DATA REPORTED IN 8.80X DILUTION ANALYSIS.

Lab ID#: 1302156A-16A DF = 17.6X

Compound	Rpt. Limit (ppbv)	Amount (ppbv)	Rpt. Limit (ug/m3)	Amount (ug/m3)
Acetone	88	1200	210	2800
2-Propanol	35	14 J	86	35 J
Carbon Disulfide	35	32 J	110	100 J
* 2-Butanone (Methyl Ethyl Ketone)	35	2200	100	6400
Tetrahydrofuran	8.8	900	26	2700
Chloroform	8.8	2.4 J	43	12 J
Benzene	8.8	450	28	1400

Client Sample ID: VMP-30-30-020613 * DO NOT USE THIS RESULT. USE ALL OTHER DATA.

Lab ID#: 1302156A-16B DF = 8.80X

Compound	Rpt. Limit (ppbv)	Amount (ppbv)	Rpt. Limit (ug/m3)	Amount (ug/m3)
Ethanol	18	2.3 J	33	4.4 J
Acetone	44	1200	100	2800
2-Propanol	18	15 J	43	37 J
Carbon Disulfide	18	32	55	100
* ~~2-Butanone (Methyl Ethyl Ketone)~~	~~18~~	~~2200 E~~	~~52~~	~~6600 E~~
Tetrahydrofuran	4.4	880	13	2600
Chloroform	4.4	2.1 J	21	10 J
Benzene	4.4	430	14	1400
1,2,4-Trichlorobenzene	18	~~1.2 J~~ U	130	~~9.2 J~~ U

Client Sample ID: VMP-32-5-020513

Lab ID#: 1302156A-17A

Compound	Rpt. Limit (ppbv)	Amount (ppbv)	Rpt. Limit (ug/m3)	Amount (ug/m3)
Freon 12	1.3	0.48 J	6.2	2.4 J
Freon 11	1.3	~~0.22 J~~ U	7.1	~~1.2 J~~ U

eurofins | Air Toxics

Summary of Detected Compounds
EPA METHOD TO-15 GC/MS FULL SCAN

Client Sample ID: VMP-32-5-020513

Lab ID#: 1302156A-17A

Ethanol	5.0	6.5	9.5	12
Acetone	13	4.6 J	30	11 J
2-Propanol	5.0	5.5	12	13
Carbon Disulfide	5.0	~~0.94 J~~ U	16	~~2.9 J~~ U
Methylene Chloride	13	~~0.23 J~~ U	44	~~0.81 J~~ U
Tetrahydrofuran	1.3	0.47 J	3.7	1.4 J
2,2,4-Trimethylpentane	1.3	1.8	5.9	8.6
Benzene	1.3	1.3	4.0	4.2
Toluene	1.3	~~0.12 J~~ U	4.7	~~0.44 J~~ U
Tetrachloroethene	1.3	~~0.13 J~~ U	8.5	~~0.90 J~~ U
Propylbenzene	1.3	~~0.14 J~~ U	6.2	~~0.71 J~~ U
4-Ethyltoluene	1.3	~~0.22 J~~ U	6.2	~~1.1 J~~ U
1,2,4-Trimethylbenzene	1.3	~~0.42 J~~ U	6.2	~~2.1 J~~ U
1,3-Dichlorobenzene	1.3	~~0.19 J~~ U	7.6	~~1.1 J~~ U
1,4-Dichlorobenzene	1.3	~~0.20 J~~ U	7.6	~~1.2 J~~ U
1,2,4-Trichlorobenzene	5.0	~~0.63 J~~ U	37	~~4.6 J~~ U
Isopentane	5.0	0.77 J	15	2.3 J

Client Sample ID: VMP-32-10-020513

Lab ID#: 1302156A-18A

Compound	Rpt. Limit (ppbv)	Amount (ppbv)	Rpt. Limit (ug/m3)	Amount (ug/m3)
Freon 12	1.3	0.52 J	6.2	2.6 J
Freon 11	1.3	~~0.25 J~~ U	7.1	~~1.4 J~~ U
Ethanol	5.0	7.2	9.5	14
Acetone	13	3.9 J	30	9.2 J
2-Propanol	5.0	3.6 J	12	8.9 J
Carbon Disulfide	5.0	~~0.80 J~~ U	16	~~2.5 J~~ U
Methylene Chloride	13	~~0.23 J~~ U	44	~~0.79 J~~ U
Tetrahydrofuran	1.3	0.47 J	3.7	1.4 J
2,2,4-Trimethylpentane	1.3	1.8	5.9	8.4
Benzene	1.3	1.6	4.0	5.1
Toluene	1.3	~~0.11 J~~ U	4.7	~~0.42 J~~ U
Tetrachloroethene	1.3	~~0.13 J~~ U	8.5	~~0.90 J~~ U
4-Ethyltoluene	1.3	~~0.11 J~~ U	6.2	~~0.55 J~~ U

eurofins | Air Toxics

Summary of Detected Compounds
EPA METHOD TO-15 GC/MS FULL SCAN

Client Sample ID: VMP-32-10-020513

Lab ID#: 1302156A-18A

1,2,4-Trichlorobenzene	5.0	~~0.39 J~~ U	37	~~2.9 J~~ U

Client Sample ID: VMP-32-20-020513

Lab ID#: 1302156A-19A

Compound	Rpt. Limit (ppbv)	Amount (ppbv)	Rpt. Limit (ug/m3)	Amount (ug/m3)
Freon 12	1.4	0.49 J	7.0	2.4 J
Freon 11	1.4	~~0.23 J~~ U	7.9	~~1.3 J~~ U
Ethanol	5.6	1.8 J	11	3.5 J
Acetone	14	4.2 J	33	9.9 J
2-Propanol	5.6	2.6 J	14	6.4 J
Carbon Disulfide	5.6	~~0.80 J~~ U	18	~~2.5 J~~ U
Methylene Chloride	14	~~0.18 J~~ U	49	~~0.63 J~~ U
Chloroform	1.4	0.26 J	6.9	1.3 J
2,2,4-Trimethylpentane	1.4	6.1	6.6	28
Benzene	1.4	0.83 J	4.5	2.7 J
4-Methyl-2-pentanone	1.4	0.80 J	5.8	3.3 J
Toluene	1.4	~~0.13 J~~ U	5.3	~~0.49 J~~ U
Tetrachloroethene	1.4	~~0.24 J~~ U	9.6	~~1.6 J~~ U
1,2,4-Trichlorobenzene	5.6	~~0.43 J~~ U	42	~~3.2 J~~ U

Client Sample ID: VMP-53-5-020513

Lab ID#: 1302156A-20A

Compound	Rpt. Limit (ppbv)	Amount (ppbv)	Rpt. Limit (ug/m3)	Amount (ug/m3)
Freon 12	1.3	0.44 J	6.4	2.2 J
Freon 11	1.3	~~0.25 J~~ U	7.2	~~1.4 J~~ U
Ethanol	5.2	1.4 J	9.7	2.7 J
Acetone	13	6.5 J	31	15 J
2-Propanol	5.2	1.2 J	13	2.8 J
Carbon Disulfide	5.2	~~1.0 J~~ U	16	~~3.2 J~~ U
Hexane	1.3	0.26 J	4.5	0.92 J
2,2,4-Trimethylpentane	1.3	0.44 J	6.0	2.0 J
Toluene	1.3	~~0.11 J~~ U	4.9	~~0.42 J~~ U

eurofins | Air Toxics

Summary of Detected Compounds
EPA METHOD TO-15 GC/MS FULL SCAN

Client Sample ID: VMP-53-5-020513

Lab ID#: 1302156A-20A

Tetrachloroethene	1.3	~~0.18 J~~ U	8.8	~~1.2 J~~ U
Butane	5.2	1.3 J	12	3.2 J
Isopentane	5.2	0.58 J	15	1.7 J

Client Sample ID: VMP-53-10-020513

Lab ID#: 1302156A-21A

Compound	Rpt. Limit (ppbv)	Amount (ppbv)	Rpt. Limit (ug/m3)	Amount (ug/m3)
Freon 12	1.3	0.56 J	6.5	2.8 J
Freon 11	1.3	~~0.22 J~~ U	7.4	~~1.3 J~~ U
Ethanol	5.3	0.93 J	9.9	1.8 J
Acetone	13	4.0 J	31	9.4 J
2-Propanol	5.3	2.1 J	13	5.2 J
Carbon Disulfide	5.3	~~0.76 J~~ U	16	~~2.4 J~~ U
Hexane	1.3	1.1 J	4.6	4.0 J
Cyclohexane	1.3	1.2 J	4.5	4.3 J
2,2,4-Trimethylpentane	1.3	0.81 J	6.2	3.8 J
Benzene	1.3	18	4.2	59
Heptane	1.3	0.40 J	5.4	1.6 J
Toluene	1.3	~~0.15 J~~ U	5.0	~~0.58 J~~ U
Butane	5.3	2.2 J	12	5.1 J
Isopentane	5.3	4.3 J	16	13 J

Client Sample ID: VMP-53-10-020513-DUP

Lab ID#: 1302156A-22A

Compound	Rpt. Limit (ppbv)	Amount (ppbv)	Rpt. Limit (ug/m3)	Amount (ug/m3)
Freon 12	1.2	0.49 J	6.1	2.4 J
Freon 11	1.2	~~0.21 J~~ U	6.9	~~1.2 J~~ U
Acetone	12	4.0 J	29	9.6 J
2-Propanol	4.9	0.57 J	12	1.4 J
Carbon Disulfide	4.9	~~0.60 J~~ U	15	~~1.9 J~~ U
Hexane	1.2	0.60 J	4.4	2.1 J
2,2,4-Trimethylpentane	1.2	~~0.22 J~~ U	5.8	~~1.0 J~~ U

eurofins | Air Toxics

Summary of Detected Compounds
EPA METHOD TO-15 GC/MS FULL SCAN

Client Sample ID: VMP-53-10-020513-DUP

Lab ID#: 1302156A-22A

Benzene	1.2	5.4	3.9	17
Heptane	1.2	0.32 J	5.1	1.3 J
Toluene	1.2	~~0.12 J~~ U	4.6	~~0.47 J~~ U
Butane	4.9	1.4 J	12	3.2 J
Isopentane	4.9	2.2 J	14	6.5 J

Client Sample ID: VMP-53-20-020513

Lab ID#: 1302156A-23A

Compound	Rpt. Limit (ppbv)	Amount (ppbv)	Rpt. Limit (ug/m3)	Amount (ug/m3)
Freon 12	1.3	0.52 J	6.5	2.6 J
Freon 11	1.3	~~0.23 J~~ U	7.4	~~1.3 J~~ U
Ethanol	5.3	1.7 J	9.9	3.2 J
Acetone	13	4.7 J	31	11 J
2-Propanol	5.3	0.70 J	13	1.7 J
Carbon Disulfide	5.3	~~0.74 J~~ U	16	~~2.3 J~~ U
Hexane	1.3	0.45 J	4.6	1.6 J
Chloroform	1.3	1.0 J	6.4	5.1 J
2,2,4-Trimethylpentane	1.3	0.51 J	6.2	2.4 J
Benzene	1.3	27	4.2	86
Toluene	1.3	~~0.28 J~~ U	5.0	~~1.0 J~~ U
Tetrachloroethene	1.3	~~0.15 J~~ U	9.0	~~1.0 J~~ U
Propylbenzene	1.3	~~0.14 J~~ U	6.5	~~0.67 J~~ U
1,2,4-Trichlorobenzene	5.3	~~0.36 J~~ U	39	~~2.7 J~~ U
Isopentane	5.3	2.0 J	16	6.0 J

Client Sample ID: VMP-53-30-020513

Lab ID#: 1302156A-24A

Compound	Rpt. Limit (ppbv)	Amount (ppbv)	Rpt. Limit (ug/m3)	Amount (ug/m3)
Freon 12	1.3	0.52 J	6.6	2.6 J
Freon 11	1.3	~~0.23 J~~ U	7.6	~~1.3 J~~ U
Acetone	13	3.2 J	32	7.6 J
2-Propanol	5.4	0.51 J	13	1.2 J

eurofins | Air Toxics

Summary of Detected Compounds
EPA METHOD TO-15 GC/MS FULL SCAN

Client Sample ID: VMP-53-30-020513

Lab ID#: 1302156A-24A

Carbon Disulfide	5.4	~~0.77 J~~ U	17	~~2.4 J~~ U
Hexane	1.3	0.23 J	4.7	0.81 J
Chloroform	1.3	2.4	6.6	12
2,2,4-Trimethylpentane	1.3	0.50 J	6.3	2.3 J
Toluene	1.3	~~0.16 J~~ U	5.1	~~0.58 J~~ U
Tetrachloroethene	1.3	~~0.17 J~~ U	9.1	~~1.2 J~~ U

Client Sample ID: VMP-54-5-020613

Lab ID#: 1302156A-25A

Compound	Rpt. Limit (ppbv)	Amount (ppbv)	Rpt. Limit (ug/m3)	Amount (ug/m3)
Freon 12	1.4	0.42 J	6.8	2.1 J
Freon 11	1.4	~~0.22 J~~ U	7.8	~~1.2 J~~ U
Ethanol	5.5	2.0 J	10	3.7 J
Acetone	14	3.8 J	33	9.2 J
2-Propanol	5.5	2.4 J	14	5.8 J
Carbon Disulfide	5.5	~~1.2 J~~ U	17	~~3.7 J~~ U
Hexane	1.4	1.7	4.9	6.0
Cyclohexane	1.4	0.77 J	4.8	2.6 J
2,2,4-Trimethylpentane	1.4	4.8	6.4	22
Benzene	1.4	0.74 J	4.4	2.4 J
Heptane	1.4	1.2 J	5.6	5.0 J
Toluene	1.4	2.4	5.2	9.2
Tetrachloroethene	1.4	~~0.19 J~~ U	9.4	~~1.3 J~~ U
Ethyl Benzene	1.4	2.6	6.0	11
m,p-Xylene	1.4	8.4	6.0	36
o-Xylene	1.4	4.7	6.0	20
Cumene	1.4	~~0.68 J~~ U	6.8	~~3.4 J~~ U
Propylbenzene	1.4	2.2	6.8	11
4-Ethyltoluene	1.4	8.7	6.8	43
1,3,5-Trimethylbenzene	1.4	2.9	6.8	14
1,2,4-Trimethylbenzene	1.4	9.6	6.8	47
Butane	5.5	10	13	25
Isopentane	5.5	9.4	16	28

eurofins | Air Toxics

Summary of Detected Compounds
EPA METHOD TO-15 GC/MS FULL SCAN

Client Sample ID: VMP-54-10-020613

Lab ID#: 1302156A-26A

Compound	Rpt. Limit (ppbv)	Amount (ppbv)	Rpt. Limit (ug/m3)	Amount (ug/m3)
Freon 12	1.4	0.58 J	7.0	2.8 J
Freon 11	1.4	~~0.20 J~~	7.9	~~1.1 J~~
Ethanol	5.6	1.2 J	11	2.2 J
Acetone	14	4.0 J	33	9.4 J
2-Propanol	5.6	1.7 J	14	4.2 J
Carbon Disulfide	5.6	~~0.68 J~~	18	~~2.1 J~~
Methylene Chloride	14	~~0.24 J~~	49	~~0.82 J~~
Hexane	1.4	0.50 J	5.0	1.7 J
2,2,4-Trimethylpentane	1.4	0.90 J	6.6	4.2 J
Heptane	1.4	0.32 J	5.8	1.3 J
Toluene	1.4	0.97 J	5.3	3.6 J
Tetrachloroethene	1.4	~~0.48 J~~	9.6	~~3.2 J~~
Ethyl Benzene	1.4	0.78 J	6.1	3.4 J
m,p-Xylene	1.4	2.1	6.1	9.1
o-Xylene	1.4	0.95 J	6.1	4.1 J
Propylbenzene	1.4	~~0.38 J~~	6.9	~~1.9 J~~
4-Ethyltoluene	1.4	1.3 J	6.9	6.4 J
1,3,5-Trimethylbenzene	1.4	~~0.40 J~~	6.9	~~2.0 J~~
1,2,4-Trimethylbenzene	1.4	~~1.0 J~~	6.9	~~5.2 J~~
Butane	5.6	2.1 J	13	5.1 J
Isopentane	5.6	1.3 J	17	3.9 J

eurofins | Air Toxics

Client Sample ID: VMP-2-8.5-020513

Lab ID#: 1302156A-01A

EPA METHOD TO-15 GC/MS FULL SCAN

File Name:	**p021411**	**Date of Collection: 2/5/13 2:05:00 PM**	
Dil. Factor:	**2.96**	**Date of Analysis: 2/14/13 03:28 PM**	

Compound	Rpt. Limit (ppbv)	Amount (ppbv)	Rpt. Limit (ug/m3)	Amount (ug/m3)
Freon 12	1.5	0.46 J	7.3	2.3 J
Freon 114	1.5	Not Detected	10	Not Detected
Chloromethane	15	Not Detected	30	Not Detected
Vinyl Chloride	1.5	Not Detected	3.8	Not Detected
1,3-Butadiene	1.5	Not Detected	3.3	Not Detected
Bromomethane	15	Not Detected	57	Not Detected
Chloroethane	5.9	Not Detected	16	Not Detected
Freon 11	1.5	~~0.19 J~~ U	8.3	~~1.1 J~~ U
Ethanol	5.9	1.4 J	11	2.6 J
Freon 113	1.5	Not Detected	11	Not Detected
1,1-Dichloroethene	1.5	Not Detected	5.9	Not Detected
Acetone	15	2.5 J	35	6.0 J
2-Propanol	5.9	4.2 J	14	10 J
Carbon Disulfide	5.9	~~0.77 J~~ U	18	~~2.4 J~~ U
3-Chloropropene	5.9	Not Detected	18	Not Detected
Methylene Chloride	15	~~0.22 J~~ U	51	~~0.78 J~~ U
Methyl tert-butyl ether	1.5	Not Detected	5.3	Not Detected
trans-1,2-Dichloroethene	1.5	Not Detected	5.9	Not Detected
Hexane	1.5	4.2	5.2	15
1,1-Dichloroethane	1.5	Not Detected	6.0	Not Detected
2-Butanone (Methyl Ethyl Ketone)	5.9	Not Detected	17	Not Detected
cis-1,2-Dichloroethene	1.5	Not Detected	5.9	Not Detected
Tetrahydrofuran	1.5	Not Detected	4.4	Not Detected
Chloroform	1.5	Not Detected	7.2	Not Detected
1,1,1-Trichloroethane	1.5	Not Detected	8.1	Not Detected
Cyclohexane	1.5	2.0	5.1	7.1
Carbon Tetrachloride	1.5	Not Detected	9.3	Not Detected
2,2,4-Trimethylpentane	1.5	8.2	6.9	38
Benzene	1.5	0.68 J	4.7	2.2 J
1,2-Dichloroethane	1.5	Not Detected	6.0	Not Detected
Heptane	1.5	2.2	6.1	9.0
Trichloroethene	1.5	Not Detected	8.0	Not Detected
1,2-Dichloropropane	1.5	Not Detected	6.8	Not Detected
1,4-Dioxane	5.9	Not Detected	21	Not Detected
Bromodichloromethane	1.5	Not Detected	9.9	Not Detected
cis-1,3-Dichloropropene	1.5	Not Detected	6.7	Not Detected
4-Methyl-2-pentanone	1.5	0.38 J	6.1	1.5 J
Toluene	1.5	1.9	5.6	7.3
trans-1,3-Dichloropropene	1.5	Not Detected	6.7	Not Detected
1,1,2-Trichloroethane	1.5	Not Detected	8.1	Not Detected
Tetrachloroethene	1.5	~~0.32 J~~ U	10	~~2.2 J~~ U
2-Hexanone	5.9	Not Detected	24	Not Detected

eurofins | Air Toxics

Client Sample ID: VMP-2-8.5-020513

Lab ID#: 1302156A-01A

EPA METHOD TO-15 GC/MS FULL SCAN

File Name:	**p021411**	**Date of Collection: 2/5/13 2:05:00 PM**	
Dil. Factor:	**2.96**	**Date of Analysis: 2/14/13 03:28 PM**	

Compound	Rpt. Limit (ppbv)	Amount (ppbv)	Rpt. Limit (ug/m3)	Amount (ug/m3)
Dibromochloromethane	1.5	Not Detected	13	Not Detected
1,2-Dibromoethane (EDB)	1.5	Not Detected	11	Not Detected
Chlorobenzene	1.5	Not Detected	6.8	Not Detected
Ethyl Benzene	1.5	0.58 J	6.4	2.5 J
m,p-Xylene	1.5	0.82 J	6.4	3.6 J
o-Xylene	1.5	0.51 J	6.4	2.2 J
Styrene	1.5	Not Detected	6.3	Not Detected
Bromoform	1.5	Not Detected	15	Not Detected
Cumene	1.5	Not Detected	7.3	Not Detected
1,1,2,2-Tetrachloroethane	1.5	Not Detected	10	Not Detected
Propylbenzene	1.5	Not Detected	7.3	Not Detected
4-Ethyltoluene	1.5	Not Detected	7.3	Not Detected
1,3,5-Trimethylbenzene	1.5	Not Detected	7.3	Not Detected
1,2,4-Trimethylbenzene	1.5	Not Detected	7.3	Not Detected
1,3-Dichlorobenzene	1.5	Not Detected	8.9	Not Detected
1,4-Dichlorobenzene	1.5	Not Detected	8.9	Not Detected
alpha-Chlorotoluene	1.5	Not Detected	7.7	Not Detected
1,2-Dichlorobenzene	1.5	Not Detected	8.9	Not Detected
1,2,4-Trichlorobenzene	5.9	Not Detected	44	Not Detected
Hexachlorobutadiene	5.9	Not Detected	63	Not Detected
Butane	5.9	16	14	38
Isopentane	5.9	20	17	59

J = Estimated value.

Container Type: 1 Liter Summa Canister

Surrogates	%Recovery	Method Limits
Toluene-d8	97	70-130
1,2-Dichloroethane-d4	86	70-130
4-Bromofluorobenzene	96	70-130

eurofins | Air Toxics

Client Sample ID: VMP-6-10-020513

Lab ID#: 1302156A-02A

EPA METHOD TO-15 GC/MS FULL SCAN

File Name:	p021412	**Date of Collection:**	2/5/13 3:09:00 PM
Dil. Factor:	2.76	**Date of Analysis:**	2/14/13 04:00 PM

Compound	Rpt. Limit (ppbv)	Amount (ppbv)	Rpt. Limit (ug/m3)	Amount (ug/m3)
Freon 12	1.4	0.47 J	6.8	2.3 J
Freon 114	1.4	Not Detected	9.6	Not Detected
Chloromethane	14	Not Detected	28	Not Detected
Vinyl Chloride	1.4	Not Detected	3.5	Not Detected
1,3-Butadiene	1.4	Not Detected	3.0	Not Detected
Bromomethane	14	Not Detected	54	Not Detected
Chloroethane	5.5	Not Detected	14	Not Detected
Freon 11	1.4	~~0.24 J~~ U	7.8	~~1.3 J~~ U
Ethanol	5.5	0.91 J	10	1.7 J
Freon 113	1.4	Not Detected	10	Not Detected
1,1-Dichloroethene	1.4	Not Detected	5.5	Not Detected
Acetone	14	3.8 J	33	9.0 J
2-Propanol	5.5	4.1 J	14	10 J
Carbon Disulfide	5.5	~~0.70 J~~ U	17	~~2.2 J~~ U
3-Chloropropene	5.5	Not Detected	17	Not Detected
Methylene Chloride	14	~~0.68 J~~ U	48	~~2.4 J~~ U
Methyl tert-butyl ether	1.4	Not Detected	5.0	Not Detected
trans-1,2-Dichloroethene	1.4	Not Detected	5.5	Not Detected
Hexane	1.4	0.40 J	4.9	1.4 J
1,1-Dichloroethane	1.4	Not Detected	5.6	Not Detected
2-Butanone (Methyl Ethyl Ketone)	5.5	Not Detected	16	Not Detected
cis-1,2-Dichloroethene	1.4	Not Detected	5.5	Not Detected
Tetrahydrofuran	1.4	Not Detected	4.1	Not Detected
Chloroform	1.4	Not Detected	6.7	Not Detected
1,1,1-Trichloroethane	1.4	Not Detected	7.5	Not Detected
Cyclohexane	1.4	Not Detected	4.8	Not Detected
Carbon Tetrachloride	1.4	Not Detected	8.7	Not Detected
2,2,4-Trimethylpentane	1.4	0.33 J	6.4	1.6 J
Benzene	1.4	14	4.4	46
1,2-Dichloroethane	1.4	Not Detected	5.6	Not Detected
Heptane	1.4	Not Detected	5.6	Not Detected
Trichloroethene	1.4	Not Detected	7.4	Not Detected
1,2-Dichloropropane	1.4	Not Detected	6.4	Not Detected
1,4-Dioxane	5.5	Not Detected	20	Not Detected
Bromodichloromethane	1.4	Not Detected	9.2	Not Detected
cis-1,3-Dichloropropene	1.4	Not Detected	6.3	Not Detected
4-Methyl-2-pentanone	1.4	Not Detected	5.6	Not Detected
Toluene	1.4	~~0.11 J~~ U	5.2	~~0.42 J~~ U
trans-1,3-Dichloropropene	1.4	Not Detected	6.3	Not Detected
1,1,2-Trichloroethane	1.4	Not Detected	7.5	Not Detected
Tetrachloroethene	1.4	~~0.17 J~~ U	9.4	~~1.2 J~~ U
2-Hexanone	5.5	Not Detected	23	Not Detected

eurofins | Air Toxics

Client Sample ID: VMP-6-10-020513

Lab ID#: 1302156A-02A

EPA METHOD TO-15 GC/MS FULL SCAN

File Name:	**p021412**	**Date of Collection: 2/5/13 3:09:00 PM**	
Dil. Factor:	**2.76**	**Date of Analysis: 2/14/13 04:00 PM**	

Compound	Rpt. Limit (ppbv)	Amount (ppbv)	Rpt. Limit (ug/m3)	Amount (ug/m3)
Dibromochloromethane	1.4	Not Detected	12	Not Detected
1,2-Dibromoethane (EDB)	1.4	Not Detected	11	Not Detected
Chlorobenzene	1.4	Not Detected	6.4	Not Detected
Ethyl Benzene	1.4	Not Detected	6.0	Not Detected
m,p-Xylene	1.4	Not Detected	6.0	Not Detected
o-Xylene	1.4	Not Detected	6.0	Not Detected
Styrene	1.4	Not Detected	5.9	Not Detected
Bromoform	1.4	Not Detected	14	Not Detected
Cumene	1.4	Not Detected	6.8	Not Detected
1,1,2,2-Tetrachloroethane	1.4	Not Detected	9.5	Not Detected
Propylbenzene	1.4	Not Detected	6.8	Not Detected
4-Ethyltoluene	1.4	Not Detected	6.8	Not Detected
1,3,5-Trimethylbenzene	1.4	Not Detected	6.8	Not Detected
1,2,4-Trimethylbenzene	1.4	Not Detected	6.8	Not Detected
1,3-Dichlorobenzene	1.4	Not Detected	8.3	Not Detected
1,4-Dichlorobenzene	1.4	Not Detected	8.3	Not Detected
alpha-Chlorotoluene	1.4	Not Detected	7.1	Not Detected
1,2-Dichlorobenzene	1.4	Not Detected	8.3	Not Detected
1,2,4-Trichlorobenzene	5.5	~~0.38 J~~ U	41	~~2.8 J~~ U
Hexachlorobutadiene	5.5	Not Detected	59	Not Detected
Butane	5.5	1.5 J	13	3.6 J
Isopentane	5.5	1.1 J	16	3.2 J

J = Estimated value.

Container Type: 1 Liter Summa Canister

Surrogates	%Recovery	Method Limits
Toluene-d8	97	70-130
1,2-Dichloroethane-d4	85	70-130
4-Bromofluorobenzene	98	70-130

eurofins | Air Toxics

Client Sample ID: VMP-6-31.5-020513

Lab ID#: 1302156A-03A

EPA METHOD TO-15 GC/MS FULL SCAN

File Name:	**p021413**	**Date of Collection:**	**2/5/13 2:26:00 PM**
Dil. Factor:	**2.58**	**Date of Analysis:**	**2/14/13 04:38 PM**

Compound	Rpt. Limit (ppbv)	Amount (ppbv)	Rpt. Limit (ug/m3)	Amount (ug/m3)
Freon 12	1.3	0.52 J	6.4	2.6 J
Freon 114	1.3	Not Detected	9.0	Not Detected
Chloromethane	13	Not Detected	27	Not Detected
Vinyl Chloride	1.3	Not Detected	3.3	Not Detected
1,3-Butadiene	1.3	Not Detected	2.8	Not Detected
Bromomethane	13	Not Detected	50	Not Detected
Chloroethane	5.2	Not Detected	14	Not Detected
Freon 11	1.3	~~0.26 J~~	7.2	~~1.4 J~~
Ethanol	5.2	Not Detected	9.7	Not Detected
Freon 113	1.3	Not Detected	9.9	Not Detected
1,1-Dichloroethene	1.3	Not Detected	5.1	Not Detected
Acetone	13	4.0 J	31	9.5 J
2-Propanol	5.2	46	13	110
Carbon Disulfide	5.2	~~0.85 J~~	16	~~2.6 J~~
3-Chloropropene	5.2	Not Detected	16	Not Detected
Methylene Chloride	13	1.4 J	45	5.0 J
Methyl tert-butyl ether	1.3	Not Detected	4.6	Not Detected
trans-1,2-Dichloroethene	1.3	Not Detected	5.1	Not Detected
Hexane	1.3	0.26 J	4.5	0.91 J
1,1-Dichloroethane	1.3	Not Detected	5.2	Not Detected
2-Butanone (Methyl Ethyl Ketone)	5.2	Not Detected	15	Not Detected
cis-1,2-Dichloroethene	1.3	Not Detected	5.1	Not Detected
Tetrahydrofuran	1.3	Not Detected	3.8	Not Detected
Chloroform	1.3	0.89 J	6.3	4.3 J
1,1,1-Trichloroethane	1.3	Not Detected	7.0	Not Detected
Cyclohexane	1.3	Not Detected	4.4	Not Detected
Carbon Tetrachloride	1.3	Not Detected	8.1	Not Detected
2,2,4-Trimethylpentane	1.3	12	6.0	58
Benzene	1.3	1.2 J	4.1	4.0 J
1,2-Dichloroethane	1.3	Not Detected	5.2	Not Detected
Heptane	1.3	Not Detected	5.3	Not Detected
Trichloroethene	1.3	Not Detected	6.9	Not Detected
1,2-Dichloropropane	1.3	Not Detected	6.0	Not Detected
1,4-Dioxane	5.2	Not Detected	18	Not Detected
Bromodichloromethane	1.3	Not Detected	8.6	Not Detected
cis-1,3-Dichloropropene	1.3	Not Detected	5.8	Not Detected
4-Methyl-2-pentanone	1.3	Not Detected	5.3	Not Detected
Toluene	1.3	~~0.11 J~~	4.9	~~0.42 J~~
trans-1,3-Dichloropropene	1.3	Not Detected	5.8	Not Detected
1,1,2-Trichloroethane	1.3	Not Detected	7.0	Not Detected
Tetrachloroethene	1.3	~~0.14 J~~	8.8	~~0.96 J~~
2-Hexanone	5.2	Not Detected	21	Not Detected

eurofins | Air Toxics

Client Sample ID: VMP-6-31.5-020513

Lab ID#: 1302156A-03A

EPA METHOD TO-15 GC/MS FULL SCAN

File Name:	**p021413**	**Date of Collection: 2/5/13 2:26:00 PM**	
Dil. Factor:	**2.58**	**Date of Analysis: 2/14/13 04:38 PM**	

Compound	Rpt. Limit (ppbv)	Amount (ppbv)	Rpt. Limit (ug/m3)	Amount (ug/m3)
Dibromochloromethane	1.3	Not Detected	11	Not Detected
1,2-Dibromoethane (EDB)	1.3	Not Detected	9.9	Not Detected
Chlorobenzene	1.3	Not Detected	5.9	Not Detected
Ethyl Benzene	1.3	Not Detected	5.6	Not Detected
m,p-Xylene	1.3	Not Detected	5.6	Not Detected
o-Xylene	1.3	Not Detected	5.6	Not Detected
Styrene	1.3	Not Detected	5.5	Not Detected
Bromoform	1.3	Not Detected	13	Not Detected
Cumene	1.3	Not Detected	6.3	Not Detected
1,1,2,2-Tetrachloroethane	1.3	Not Detected	8.8	Not Detected
Propylbenzene	1.3	Not Detected	6.3	Not Detected
4-Ethyltoluene	1.3	Not Detected	6.3	Not Detected
1,3,5-Trimethylbenzene	1.3	Not Detected	6.3	Not Detected
1,2,4-Trimethylbenzene	1.3	Not Detected	6.3	Not Detected
1,3-Dichlorobenzene	1.3	Not Detected	7.8	Not Detected
1,4-Dichlorobenzene	1.3	Not Detected	7.8	Not Detected
alpha-Chlorotoluene	1.3	Not Detected	6.7	Not Detected
1,2-Dichlorobenzene	1.3	Not Detected	7.8	Not Detected
1,2,4-Trichlorobenzene	5.2	Not Detected	38	Not Detected
Hexachlorobutadiene	5.2	Not Detected	55	Not Detected
Butane	5.2	12	12	30
Isopentane	5.2	2.7 J	15	8.0 J

J = Estimated value.

Container Type: 1 Liter Summa Canister

Surrogates	%Recovery	Method Limits
Toluene-d8	100	70-130
1,2-Dichloroethane-d4	85	70-130
4-Bromofluorobenzene	96	70-130

eurofins | Air Toxics

Client Sample ID: VMP-6-39-020513

Lab ID#: 1302156A-04A

EPA METHOD TO-15 GC/MS FULL SCAN

File Name:	p021414	**Date of Collection:**	2/5/13 1:34:00 PM
Dil. Factor:	2.64	**Date of Analysis:**	2/14/13 05:12 PM

Compound	Rpt. Limit (ppbv)	Amount (ppbv)	Rpt. Limit (ug/m3)	Amount (ug/m3)
Freon 12	1.3	0.47 J	6.5	2.3 J
Freon 114	1.3	Not Detected	9.2	Not Detected
Chloromethane	13	Not Detected	27	Not Detected
Vinyl Chloride	1.3	Not Detected	3.4	Not Detected
1,3-Butadiene	1.3	Not Detected	2.9	Not Detected
Bromomethane	13	Not Detected	51	Not Detected
Chloroethane	5.3	Not Detected	14	Not Detected
Freon 11	1.3	~~0.23 J~~ U	7.4	~~1.3 J~~ U
Ethanol	5.3	2.2 J	9.9	4.2 J
Freon 113	1.3	Not Detected	10	Not Detected
1,1-Dichloroethene	1.3	Not Detected	5.2	Not Detected
Acetone	13	5.8 J	31	14 J
2-Propanol	5.3	4.5 J	13	11 J
Carbon Disulfide	5.3	~~0.64 J~~ U	16	~~2.0 J~~ U
3-Chloropropene	5.3	Not Detected	16	Not Detected
Methylene Chloride	13	~~0.16 J~~ U	46	~~0.54 J~~ U
Methyl tert-butyl ether	1.3	Not Detected	4.8	Not Detected
trans-1,2-Dichloroethene	1.3	Not Detected	5.2	Not Detected
Hexane	1.3	1.4	4.6	5.1
1,1-Dichloroethane	1.3	Not Detected	5.3	Not Detected
2-Butanone (Methyl Ethyl Ketone)	5.3	Not Detected	16	Not Detected
cis-1,2-Dichloroethene	1.3	Not Detected	5.2	Not Detected
Tetrahydrofuran	1.3	Not Detected	3.9	Not Detected
Chloroform	1.3	Not Detected	6.4	Not Detected
1,1,1-Trichloroethane	1.3	Not Detected	7.2	Not Detected
Cyclohexane	1.3	3.0	4.5	10
Carbon Tetrachloride	1.3	Not Detected	8.3	Not Detected
2,2,4-Trimethylpentane	1.3	140	6.2	630
Benzene	1.3	20	4.2	66
1,2-Dichloroethane	1.3	Not Detected	5.3	Not Detected
Heptane	1.3	6.6	5.4	27
Trichloroethene	1.3	Not Detected	7.1	Not Detected
1,2-Dichloropropane	1.3	Not Detected	6.1	Not Detected
1,4-Dioxane	5.3	Not Detected	19	Not Detected
Bromodichloromethane	1.3	Not Detected	8.8	Not Detected
cis-1,3-Dichloropropene	1.3	Not Detected	6.0	Not Detected
4-Methyl-2-pentanone	1.3	Not Detected	5.4	Not Detected
Toluene	1.3	~~0.18 J~~ U	5.0	~~0.68 J~~ U
trans-1,3-Dichloropropene	1.3	Not Detected	6.0	Not Detected
1,1,2-Trichloroethane	1.3	Not Detected	7.2	Not Detected
Tetrachloroethene	1.3	~~0.16 J~~ U	9.0	~~1.1 J~~ U
2-Hexanone	5.3	Not Detected	22	Not Detected

eurofins | Air Toxics

Client Sample ID: VMP-6-39-020513

Lab ID#: 1302156A-04A

EPA METHOD TO-15 GC/MS FULL SCAN

File Name:	**p021414**	**Date of Collection: 2/5/13 1:34:00 PM**	
Dil. Factor:	**2.64**	**Date of Analysis: 2/14/13 05:12 PM**	

Compound	Rpt. Limit (ppbv)	Amount (ppbv)	Rpt. Limit (ug/m3)	Amount (ug/m3)
Dibromochloromethane	1.3	Not Detected	11	Not Detected
1,2-Dibromoethane (EDB)	1.3	Not Detected	10	Not Detected
Chlorobenzene	1.3	Not Detected	6.1	Not Detected
Ethyl Benzene	1.3	7.9	5.7	34
m,p-Xylene	1.3	5.3	5.7	23
o-Xylene	1.3	Not Detected	5.7	Not Detected
Styrene	1.3	Not Detected	5.6	Not Detected
Bromoform	1.3	Not Detected	14	Not Detected
Cumene	1.3	1.1 J	6.5	5.6 J
1,1,2,2-Tetrachloroethane	1.3	Not Detected	9.1	Not Detected
Propylbenzene	1.3	2.5	6.5	12
4-Ethyltoluene	1.3	2.5	6.5	12
1,3,5-Trimethylbenzene	1.3	1.1 J	6.5	5.5 J
1,2,4-Trimethylbenzene	1.3	4.9	6.5	24
1,3-Dichlorobenzene	1.3	Not Detected	7.9	Not Detected
1,4-Dichlorobenzene	1.3	Not Detected	7.9	Not Detected
alpha-Chlorotoluene	1.3	Not Detected	6.8	Not Detected
1,2-Dichlorobenzene	1.3	Not Detected	7.9	Not Detected
1,2,4-Trichlorobenzene	5.3	Not Detected	39	Not Detected
Hexachlorobutadiene	5.3	Not Detected	56	Not Detected
Butane	5.3	Not Detected	12	Not Detected
Isopentane	5.3	2.8 J	16	8.2 J

J = Estimated value.

Container Type: 1 Liter Summa Canister

Surrogates	%Recovery	Method Limits
Toluene-d8	102	70-130
1,2-Dichloroethane-d4	88	70-130
4-Bromofluorobenzene	97	70-130

eurofins | Air Toxics

Client Sample ID: VMP-15-5-020513

Lab ID#: 1302156A-05A

EPA METHOD TO-15 GC/MS FULL SCAN

File Name:	**p021416**	**Date of Collection:**	**2/5/13 3:25:00 PM**
Dil. Factor:	**2.89**	**Date of Analysis:**	**2/14/13 06:26 PM**

Compound	Rpt. Limit (ppbv)	Amount (ppbv)	Rpt. Limit (ug/m3)	Amount (ug/m3)
Freon 12	1.4	0.39 J	7.1	2.0 J
Freon 114	1.4	Not Detected	10	Not Detected
Chloromethane	14	Not Detected	30	Not Detected
Vinyl Chloride	1.4	Not Detected	3.7	Not Detected
1,3-Butadiene	1.4	Not Detected	3.2	Not Detected
Bromomethane	14	Not Detected	56	Not Detected
Chloroethane	5.8	Not Detected	15	Not Detected
Freon 11	1.4	Not Detected	8.1	Not Detected
Ethanol	5.8	1.8 J	11	3.3 J
Freon 113	1.4	Not Detected	11	Not Detected
1,1-Dichloroethene	1.4	Not Detected	5.7	Not Detected
Acetone	14	2.6 J	34	6.0 J
2-Propanol	5.8	10	14	25
Carbon Disulfide	5.8	~~0.85 J~~ U	18	~~2.7 J~~ U
3-Chloropropene	5.8	Not Detected	18	Not Detected
Methylene Chloride	14	~~0.34 J~~ U	50	~~1.2 J~~ U
Methyl tert-butyl ether	1.4	Not Detected	5.2	Not Detected
trans-1,2-Dichloroethene	1.4	Not Detected	5.7	Not Detected
Hexane	1.4	Not Detected	5.1	Not Detected
1,1-Dichloroethane	1.4	Not Detected	5.8	Not Detected
2-Butanone (Methyl Ethyl Ketone)	5.8	Not Detected	17	Not Detected
cis-1,2-Dichloroethene	1.4	Not Detected	5.7	Not Detected
Tetrahydrofuran	1.4	Not Detected	4.3	Not Detected
Chloroform	1.4	Not Detected	7.0	Not Detected
1,1,1-Trichloroethane	1.4	Not Detected	7.9	Not Detected
Cyclohexane	1.4	Not Detected	5.0	Not Detected
Carbon Tetrachloride	1.4	Not Detected	9.1	Not Detected
2,2,4-Trimethylpentane	1.4	1.3 J	6.8	6.2 J
Benzene	1.4	1.2 J	4.6	4.0 J
1,2-Dichloroethane	1.4	Not Detected	5.8	Not Detected
Heptane	1.4	Not Detected	5.9	Not Detected
Trichloroethene	1.4	Not Detected	7.8	Not Detected
1,2-Dichloropropane	1.4	Not Detected	6.7	Not Detected
1,4-Dioxane	5.8	Not Detected	21	Not Detected
Bromodichloromethane	1.4	Not Detected	9.7	Not Detected
cis-1,3-Dichloropropene	1.4	Not Detected	6.6	Not Detected
4-Methyl-2-pentanone	1.4	Not Detected	5.9	Not Detected
Toluene	1.4	~~0.14 J~~ U	5.4	~~0.53 J~~ U
trans-1,3-Dichloropropene	1.4	Not Detected	6.6	Not Detected
1,1,2-Trichloroethane	1.4	Not Detected	7.9	Not Detected
Tetrachloroethene	1.4	Not Detected	9.8	Not Detected
2-Hexanone	5.8	Not Detected	24	Not Detected

eurofins | Air Toxics

Client Sample ID: VMP-15-5-020513

Lab ID#: 1302156A-05A

EPA METHOD TO-15 GC/MS FULL SCAN

File Name:	p021416	**Date of Collection:**	2/5/13 3:25:00 PM
Dil. Factor:	2.89	**Date of Analysis:**	2/14/13 06:26 PM

Compound	Rpt. Limit (ppbv)	Amount (ppbv)	Rpt. Limit (ug/m3)	Amount (ug/m3)
Dibromochloromethane	1.4	Not Detected	12	Not Detected
1,2-Dibromoethane (EDB)	1.4	Not Detected	11	Not Detected
Chlorobenzene	1.4	Not Detected	6.6	Not Detected
Ethyl Benzene	1.4	Not Detected	6.3	Not Detected
m,p-Xylene	1.4	Not Detected	6.3	Not Detected
o-Xylene	1.4	Not Detected	6.3	Not Detected
Styrene	1.4	Not Detected	6.2	Not Detected
Bromoform	1.4	Not Detected	15	Not Detected
Cumene	1.4	Not Detected	7.1	Not Detected
1,1,2,2-Tetrachloroethane	1.4	Not Detected	9.9	Not Detected
Propylbenzene	1.4	Not Detected	7.1	Not Detected
4-Ethyltoluene	1.4	~~0.11 J~~ U	7.1	~~0.54 J~~ U
1,3,5-Trimethylbenzene	1.4	Not Detected	7.1	Not Detected
1,2,4-Trimethylbenzene	1.4	Not Detected	7.1	Not Detected
1,3-Dichlorobenzene	1.4	Not Detected	8.7	Not Detected
1,4-Dichlorobenzene	1.4	Not Detected	8.7	Not Detected
alpha-Chlorotoluene	1.4	Not Detected	7.5	Not Detected
1,2-Dichlorobenzene	1.4	Not Detected	8.7	Not Detected
1,2,4-Trichlorobenzene	5.8	Not Detected	43	Not Detected
Hexachlorobutadiene	5.8	Not Detected	62	Not Detected
Butane	5.8	Not Detected	14	Not Detected
Isopentane	5.8	0.66 J	17	1.9 J

J = Estimated value.

Container Type: 1 Liter Summa Canister

Surrogates	%Recovery	Method Limits
Toluene-d8	96	70-130
1,2-Dichloroethane-d4	86	70-130
4-Bromofluorobenzene	94	70-130

eurofins | Air Toxics

Client Sample ID: VMP-21-10-020513

Lab ID#: 1302156A-06A

EPA METHOD TO-15 GC/MS FULL SCAN

File Name:	**p021417**	**Date of Collection:**	**2/5/13 3:30:00 PM**
Dil. Factor:	**2.69**	**Date of Analysis:**	**2/14/13 06:59 PM**

Compound	Rpt. Limit (ppbv)	Amount (ppbv)	Rpt. Limit (ug/m3)	Amount (ug/m3)
Freon 12	1.3	0.44 J	6.6	2.2 J
Freon 114	1.3	Not Detected	9.4	Not Detected
Chloromethane	13	Not Detected	28	Not Detected
Vinyl Chloride	1.3	Not Detected	3.4	Not Detected
1,3-Butadiene	1.3	Not Detected	3.0	Not Detected
Bromomethane	13	Not Detected	52	Not Detected
Chloroethane	5.4	Not Detected	14	Not Detected
Freon 11	1.3	~~0.18 J~~ U	7.6	~~1.0 J~~ U
Ethanol	5.4	1.7 J	10	3.3 J
Freon 113	1.3	Not Detected	10	Not Detected
1,1-Dichloroethene	1.3	Not Detected	5.3	Not Detected
Acetone	13	2.7 J	32	6.5 J
2-Propanol	5.4	2.5 J	13	6.1 J
Carbon Disulfide	5.4	~~0.53 J~~ U	17	~~1.6 J~~ U
3-Chloropropene	5.4	Not Detected	17	Not Detected
Methylene Chloride	13	~~0.31 J~~ U	47	~~1.1 J~~ U
Methyl tert-butyl ether	1.3	Not Detected	4.8	Not Detected
trans-1,2-Dichloroethene	1.3	Not Detected	5.3	Not Detected
Hexane	1.3	0.79 J	4.7	2.8 J
1,1-Dichloroethane	1.3	Not Detected	5.4	Not Detected
2-Butanone (Methyl Ethyl Ketone)	5.4	Not Detected	16	Not Detected
cis-1,2-Dichloroethene	1.3	Not Detected	5.3	Not Detected
Tetrahydrofuran	1.3	Not Detected	4.0	Not Detected
Chloroform	1.3	Not Detected	6.6	Not Detected
1,1,1-Trichloroethane	1.3	Not Detected	7.3	Not Detected
Cyclohexane	1.3	1.0 J	4.6	3.6 J
Carbon Tetrachloride	1.3	Not Detected	8.5	Not Detected
2,2,4-Trimethylpentane	1.3	5.5	6.3	26
Benzene	1.3	13	4.3	41
1,2-Dichloroethane	1.3	Not Detected	5.4	Not Detected
Heptane	1.3	0.47 J	5.5	1.9 J
Trichloroethene	1.3	Not Detected	7.2	Not Detected
1,2-Dichloropropane	1.3	Not Detected	6.2	Not Detected
1,4-Dioxane	5.4	Not Detected	19	Not Detected
Bromodichloromethane	1.3	Not Detected	9.0	Not Detected
cis-1,3-Dichloropropene	1.3	Not Detected	6.1	Not Detected
4-Methyl-2-pentanone	1.3	Not Detected	5.5	Not Detected
Toluene	1.3	~~0.19 J~~ U	5.1	~~0.70 J~~ U
trans-1,3-Dichloropropene	1.3	Not Detected	6.1	Not Detected
1,1,2-Trichloroethane	1.3	Not Detected	7.3	Not Detected
Tetrachloroethene	1.3	1.5	9.1	10
2-Hexanone	5.4	Not Detected	22	Not Detected

eurofins | Air Toxics

Client Sample ID: VMP-21-10-020513

Lab ID#: 1302156A-06A

EPA METHOD TO-15 GC/MS FULL SCAN

File Name:	**p021417**	**Date of Collection: 2/5/13 3:30:00 PM**	
Dil. Factor:	**2.69**	**Date of Analysis: 2/14/13 06:59 PM**	

Compound	Rpt. Limit (ppbv)	Amount (ppbv)	Rpt. Limit (ug/m3)	Amount (ug/m3)
Dibromochloromethane	1.3	Not Detected	11	Not Detected
1,2-Dibromoethane (EDB)	1.3	Not Detected	10	Not Detected
Chlorobenzene	1.3	Not Detected	6.2	Not Detected
Ethyl Benzene	1.3	Not Detected	5.8	Not Detected
m,p-Xylene	1.3	Not Detected	5.8	Not Detected
o-Xylene	1.3	Not Detected	5.8	Not Detected
Styrene	1.3	Not Detected	5.7	Not Detected
Bromoform	1.3	Not Detected	14	Not Detected
Cumene	1.3	Not Detected	6.6	Not Detected
1,1,2,2-Tetrachloroethane	1.3	Not Detected	9.2	Not Detected
Propylbenzene	1.3	Not Detected	6.6	Not Detected
4-Ethyltoluene	1.3	Not Detected	6.6	Not Detected
1,3,5-Trimethylbenzene	1.3	Not Detected	6.6	Not Detected
1,2,4-Trimethylbenzene	1.3	Not Detected	6.6	Not Detected
1,3-Dichlorobenzene	1.3	Not Detected	8.1	Not Detected
1,4-Dichlorobenzene	1.3	Not Detected	8.1	Not Detected
alpha-Chlorotoluene	1.3	Not Detected	7.0	Not Detected
1,2-Dichlorobenzene	1.3	Not Detected	8.1	Not Detected
1,2,4-Trichlorobenzene	5.4	Not Detected	40	Not Detected
Hexachlorobutadiene	5.4	Not Detected	57	Not Detected
Butane	5.4	Not Detected	13	Not Detected
Isopentane	5.4	2.2 J	16	6.6 J

J = Estimated value.

Container Type: 1 Liter Summa Canister

Surrogates	%Recovery	Method Limits
Toluene-d8	98	70-130
1,2-Dichloroethane-d4	87	70-130
4-Bromofluorobenzene	95	70-130

eurofins | Air Toxics

Client Sample ID: VMP-21-10-020513-DUP

Lab ID#: 1302156A-07A

EPA METHOD TO-15 GC/MS FULL SCAN

File Name:	**p021418**	**Date of Collection: 2/5/13 3:30:00 PM**	
Dil. Factor:	**2.52**	**Date of Analysis: 2/14/13 07:35 PM**	

Compound	Rpt. Limit (ppbv)	Amount (ppbv)	Rpt. Limit (ug/m3)	Amount (ug/m3)
Freon 12	1.3	0.49 J	6.2	2.4 J
Freon 114	1.3	Not Detected	8.8	Not Detected
Chloromethane	13	Not Detected	26	Not Detected
Vinyl Chloride	1.3	Not Detected	3.2	Not Detected
1,3-Butadiene	1.3	Not Detected	2.8	Not Detected
Bromomethane	13	Not Detected	49	Not Detected
Chloroethane	5.0	Not Detected	13	Not Detected
Freon 11	1.3	~~0.18 J~~ U	7.1	~~0.99 J~~ U
Ethanol	5.0	1.1 J	9.5	2.0 J
Freon 113	1.3	Not Detected	9.6	Not Detected
1,1-Dichloroethene	1.3	Not Detected	5.0	Not Detected
Acetone	13	2.6 J	30	6.3 J
2-Propanol	5.0	2.4 J	12	6.0 J
Carbon Disulfide	5.0	~~0.58 J~~ U	16	~~1.8 J~~ U
3-Chloropropene	5.0	Not Detected	16	Not Detected
Methylene Chloride	13	~~0.29 J~~ U	44	~~1.0 J~~ U
Methyl tert-butyl ether	1.3	Not Detected	4.5	Not Detected
trans-1,2-Dichloroethene	1.3	Not Detected	5.0	Not Detected
Hexane	1.3	0.60 J	4.4	2.1 J
1,1-Dichloroethane	1.3	Not Detected	5.1	Not Detected
2-Butanone (Methyl Ethyl Ketone)	5.0	Not Detected	15	Not Detected
cis-1,2-Dichloroethene	1.3	Not Detected	5.0	Not Detected
Tetrahydrofuran	1.3	Not Detected	3.7	Not Detected
Chloroform	1.3	Not Detected	6.2	Not Detected
1,1,1-Trichloroethane	1.3	Not Detected	6.9	Not Detected
Cyclohexane	1.3	1.2 J	4.3	4.3 J
Carbon Tetrachloride	1.3	Not Detected	7.9	Not Detected
2,2,4-Trimethylpentane	1.3	6.5	5.9	30
Benzene	1.3	11	4.0	35
1,2-Dichloroethane	1.3	Not Detected	5.1	Not Detected
Heptane	1.3	0.51 J	5.2	2.1 J
Trichloroethene	1.3	Not Detected	6.8	Not Detected
1,2-Dichloropropane	1.3	Not Detected	5.8	Not Detected
1,4-Dioxane	5.0	Not Detected	18	Not Detected
Bromodichloromethane	1.3	Not Detected	8.4	Not Detected
cis-1,3-Dichloropropene	1.3	Not Detected	5.7	Not Detected
4-Methyl-2-pentanone	1.3	Not Detected	5.2	Not Detected
Toluene	1.3	~~0.15 J~~ U	4.7	~~0.57 J~~ U
trans-1,3-Dichloropropene	1.3	Not Detected	5.7	Not Detected
1,1,2-Trichloroethane	1.3	Not Detected	6.9	Not Detected
Tetrachloroethene	1.3	1.4	8.5	9.6
2-Hexanone	5.0	Not Detected	21	Not Detected

eurofins | Air Toxics

Client Sample ID: VMP-21-10-020513-DUP

Lab ID#: 1302156A-07A

EPA METHOD TO-15 GC/MS FULL SCAN

File Name:	p021418	**Date of Collection:**	2/5/13 3:30:00 PM
Dil. Factor:	2.52	**Date of Analysis:**	2/14/13 07:35 PM

Compound	Rpt. Limit (ppbv)	Amount (ppbv)	Rpt. Limit (ug/m3)	Amount (ug/m3)
Dibromochloromethane	1.3	Not Detected	11	Not Detected
1,2-Dibromoethane (EDB)	1.3	Not Detected	9.7	Not Detected
Chlorobenzene	1.3	Not Detected	5.8	Not Detected
Ethyl Benzene	1.3	Not Detected	5.5	Not Detected
m,p-Xylene	1.3	Not Detected	5.5	Not Detected
o-Xylene	1.3	Not Detected	5.5	Not Detected
Styrene	1.3	Not Detected	5.4	Not Detected
Bromoform	1.3	Not Detected	13	Not Detected
Cumene	1.3	Not Detected	6.2	Not Detected
1,1,2,2-Tetrachloroethane	1.3	Not Detected	8.6	Not Detected
Propylbenzene	1.3	Not Detected	6.2	Not Detected
4-Ethyltoluene	1.3	Not Detected	6.2	Not Detected
1,3,5-Trimethylbenzene	1.3	Not Detected	6.2	Not Detected
1,2,4-Trimethylbenzene	1.3	Not Detected	6.2	Not Detected
1,3-Dichlorobenzene	1.3	Not Detected	7.6	Not Detected
1,4-Dichlorobenzene	1.3	Not Detected	7.6	Not Detected
alpha-Chlorotoluene	1.3	Not Detected	6.5	Not Detected
1,2-Dichlorobenzene	1.3	Not Detected	7.6	Not Detected
1,2,4-Trichlorobenzene	5.0	Not Detected	37	Not Detected
Hexachlorobutadiene	5.0	Not Detected	54	Not Detected
Butane	5.0	Not Detected	12	Not Detected
Isopentane	5.0	0.92 J	15	2.7 J

J = Estimated value.

Container Type: 1 Liter Summa Canister

Surrogates	%Recovery	Method Limits
Toluene-d8	97	70-130
1,2-Dichloroethane-d4	88	70-130
4-Bromofluorobenzene	93	70-130

eurofins | Air Toxics

Client Sample ID: VMP-21-25-020513

Lab ID#: 1302156A-08A

EPA METHOD TO-15 GC/MS FULL SCAN

File Name:	p021419	**Date of Collection:**	2/5/13 2:40:00 PM
Dil. Factor:	2.58	**Date of Analysis:**	2/14/13 08:07 PM

Compound	Rpt. Limit (ppbv)	Amount (ppbv)	Rpt. Limit (ug/m3)	Amount (ug/m3)
Freon 12	1.3	0.51 J	6.4	2.5 J
Freon 114	1.3	Not Detected	9.0	Not Detected
Chloromethane	13	Not Detected	27	Not Detected
Vinyl Chloride	1.3	Not Detected	3.3	Not Detected
1,3-Butadiene	1.3	Not Detected	2.8	Not Detected
Bromomethane	13	Not Detected	50	Not Detected
Chloroethane	5.2	Not Detected	14	Not Detected
Freon 11	1.3	~~0.25 J~~ U	7.2	~~1.4 J~~ U
Ethanol	5.2	2.3 J	9.7	4.4 J
Freon 113	1.3	Not Detected	9.9	Not Detected
1,1-Dichloroethene	1.3	Not Detected	5.1	Not Detected
Acetone	13	4.6 J	31	11 J
2-Propanol	5.2	3.4 J	13	8.3 J
Carbon Disulfide	5.2	~~0.50 J~~ U	16	~~1.5 J~~ U
3-Chloropropene	5.2	Not Detected	16	Not Detected
Methylene Chloride	13	~~0.20 J~~ U	45	~~0.71 J~~ U
Methyl tert-butyl ether	1.3	Not Detected	4.6	Not Detected
trans-1,2-Dichloroethene	1.3	Not Detected	5.1	Not Detected
Hexane	1.3	0.93 J	4.5	3.3 J
1,1-Dichloroethane	1.3	Not Detected	5.2	Not Detected
2-Butanone (Methyl Ethyl Ketone)	5.2	Not Detected	15	Not Detected
cis-1,2-Dichloroethene	1.3	Not Detected	5.1	Not Detected
Tetrahydrofuran	1.3	Not Detected	3.8	Not Detected
Chloroform	1.3	Not Detected	6.3	Not Detected
1,1,1-Trichloroethane	1.3	Not Detected	7.0	Not Detected
Cyclohexane	1.3	1.0 J	4.4	3.5 J
Carbon Tetrachloride	1.3	Not Detected	8.1	Not Detected
2,2,4-Trimethylpentane	1.3	5.1	6.0	24
Benzene	1.3	11	4.1	35
1,2-Dichloroethane	1.3	Not Detected	5.2	Not Detected
Heptane	1.3	0.36 J	5.3	1.5 J
Trichloroethene	1.3	Not Detected	6.9	Not Detected
1,2-Dichloropropane	1.3	Not Detected	6.0	Not Detected
1,4-Dioxane	5.2	Not Detected	18	Not Detected
Bromodichloromethane	1.3	Not Detected	8.6	Not Detected
cis-1,3-Dichloropropene	1.3	Not Detected	5.8	Not Detected
4-Methyl-2-pentanone	1.3	Not Detected	5.3	Not Detected
Toluene	1.3	~~0.11 J~~ U	4.9	~~0.43 J~~ U
trans-1,3-Dichloropropene	1.3	Not Detected	5.8	Not Detected
1,1,2-Trichloroethane	1.3	Not Detected	7.0	Not Detected
Tetrachloroethene	1.3	15	8.8	100
2-Hexanone	5.2	Not Detected	21	Not Detected

eurofins | Air Toxics

Client Sample ID: VMP-21-25-020513

Lab ID#: 1302156A-08A

EPA METHOD TO-15 GC/MS FULL SCAN

File Name:	**p021419**	**Date of Collection: 2/5/13 2:40:00 PM**	
Dil. Factor:	**2.58**	**Date of Analysis: 2/14/13 08:07 PM**	

Compound	Rpt. Limit (ppbv)	Amount (ppbv)	Rpt. Limit (ug/m3)	Amount (ug/m3)
Dibromochloromethane	1.3	Not Detected	11	Not Detected
1,2-Dibromoethane (EDB)	1.3	Not Detected	9.9	Not Detected
Chlorobenzene	1.3	Not Detected	5.9	Not Detected
Ethyl Benzene	1.3	Not Detected	5.6	Not Detected
m,p-Xylene	1.3	Not Detected	5.6	Not Detected
o-Xylene	1.3	Not Detected	5.6	Not Detected
Styrene	1.3	Not Detected	5.5	Not Detected
Bromoform	1.3	Not Detected	13	Not Detected
Cumene	1.3	Not Detected	6.3	Not Detected
1,1,2,2-Tetrachloroethane	1.3	Not Detected	8.8	Not Detected
Propylbenzene	1.3	Not Detected	6.3	Not Detected
4-Ethyltoluene	1.3	Not Detected	6.3	Not Detected
1,3,5-Trimethylbenzene	1.3	Not Detected	6.3	Not Detected
1,2,4-Trimethylbenzene	1.3	Not Detected	6.3	Not Detected
1,3-Dichlorobenzene	1.3	Not Detected	7.8	Not Detected
1,4-Dichlorobenzene	1.3	Not Detected	7.8	Not Detected
alpha-Chlorotoluene	1.3	Not Detected	6.7	Not Detected
1,2-Dichlorobenzene	1.3	Not Detected	7.8	Not Detected
1,2,4-Trichlorobenzene	5.2	Not Detected	38	Not Detected
Hexachlorobutadiene	5.2	Not Detected	55	Not Detected
Butane	5.2	1.3 J	12	3.1 J
Isopentane	5.2	2.8 J	15	8.3 J

J = Estimated value.

Container Type: 1 Liter Summa Canister

Surrogates	%Recovery	Method Limits
Toluene-d8	98	70-130
1,2-Dichloroethane-d4	87	70-130
4-Bromofluorobenzene	94	70-130

eurofins | Air Toxics

Client Sample ID: VMP-21-25-020513-DUP

Lab ID#: 1302156A-09A

EPA METHOD TO-15 GC/MS FULL SCAN

File Name:	**p021420**	**Date of Collection:**	**2/5/13 2:40:00 PM**
Dil. Factor:	**2.69**	**Date of Analysis:**	**2/14/13 09:02 PM**

Compound	Rpt. Limit (ppbv)	Amount (ppbv)	Rpt. Limit (ug/m3)	Amount (ug/m3)
Freon 12	1.3	0.54 J	6.6	2.7 J
Freon 114	1.3	Not Detected	9.4	Not Detected
Chloromethane	13	Not Detected	28	Not Detected
Vinyl Chloride	1.3	Not Detected	3.4	Not Detected
1,3-Butadiene	1.3	Not Detected	3.0	Not Detected
Bromomethane	13	Not Detected	52	Not Detected
Chloroethane	5.4	Not Detected	14	Not Detected
Freon 11	1.3	~~0.30 J~~ U	7.6	~~1.7 J~~ U
Ethanol	5.4	2.0 J	10	3.7 J
Freon 113	1.3	Not Detected	10	Not Detected
1,1-Dichloroethene	1.3	Not Detected	5.3	Not Detected
Acetone	13	3.2 J	32	7.7 J
2-Propanol	5.4	3.4 J	13	8.4 J
Carbon Disulfide	5.4	~~0.59 J~~ U	17	~~1.8 J~~ U
3-Chloropropene	5.4	Not Detected	17	Not Detected
Methylene Chloride	13	~~0.85 J~~ U	47	~~3.0 J~~ U
Methyl tert-butyl ether	1.3	Not Detected	4.8	Not Detected
trans-1,2-Dichloroethene	1.3	Not Detected	5.3	Not Detected
Hexane	1.3	0.80 J	4.7	2.8 J
1,1-Dichloroethane	1.3	Not Detected	5.4	Not Detected
2-Butanone (Methyl Ethyl Ketone)	5.4	Not Detected	16	Not Detected
cis-1,2-Dichloroethene	1.3	Not Detected	5.3	Not Detected
Tetrahydrofuran	1.3	Not Detected	4.0	Not Detected
Chloroform	1.3	Not Detected	6.6	Not Detected
1,1,1-Trichloroethane	1.3	Not Detected	7.3	Not Detected
Cyclohexane	1.3	1.2 J	4.6	4.0 J
Carbon Tetrachloride	1.3	Not Detected	8.5	Not Detected
2,2,4-Trimethylpentane	1.3	3.1	6.3	14
Benzene	1.3	13	4.3	43
1,2-Dichloroethane	1.3	Not Detected	5.4	Not Detected
Heptane	1.3	0.41 J	5.5	1.7 J
Trichloroethene	1.3	Not Detected	7.2	Not Detected
1,2-Dichloropropane	1.3	Not Detected	6.2	Not Detected
1,4-Dioxane	5.4	Not Detected	19	Not Detected
Bromodichloromethane	1.3	Not Detected	9.0	Not Detected
cis-1,3-Dichloropropene	1.3	Not Detected	6.1	Not Detected
4-Methyl-2-pentanone	1.3	0.38 J	5.5	1.6 J
Toluene	1.3	~~0.26 J~~ U	5.1	~~0.97 J~~ U
trans-1,3-Dichloropropene	1.3	Not Detected	6.1	Not Detected
1,1,2-Trichloroethane	1.3	Not Detected	7.3	Not Detected
Tetrachloroethene	1.3	16	9.1	110
2-Hexanone	5.4	Not Detected	22	Not Detected

eurofins | Air Toxics

Client Sample ID: VMP-21-25-020513-DUP

Lab ID#: 1302156A-09A

EPA METHOD TO-15 GC/MS FULL SCAN

File Name:	**p021420**	**Date of Collection: 2/5/13 2:40:00 PM**	
Dil. Factor:	**2.69**	**Date of Analysis: 2/14/13 09:02 PM**	

Compound	Rpt. Limit (ppbv)	Amount (ppbv)	Rpt. Limit (ug/m3)	Amount (ug/m3)
Dibromochloromethane	1.3	Not Detected	11	Not Detected
1,2-Dibromoethane (EDB)	1.3	Not Detected	10	Not Detected
Chlorobenzene	1.3	Not Detected	6.2	Not Detected
Ethyl Benzene	1.3	Not Detected	5.8	Not Detected
m,p-Xylene	1.3	Not Detected	5.8	Not Detected
o-Xylene	1.3	Not Detected	5.8	Not Detected
Styrene	1.3	Not Detected	5.7	Not Detected
Bromoform	1.3	Not Detected	14	Not Detected
Cumene	1.3	Not Detected	6.6	Not Detected
1,1,2,2-Tetrachloroethane	1.3	Not Detected	9.2	Not Detected
Propylbenzene	1.3	Not Detected	6.6	Not Detected
4-Ethyltoluene	1.3	Not Detected	6.6	Not Detected
1,3,5-Trimethylbenzene	1.3	Not Detected	6.6	Not Detected
1,2,4-Trimethylbenzene	1.3	Not Detected	6.6	Not Detected
1,3-Dichlorobenzene	1.3	Not Detected	8.1	Not Detected
1,4-Dichlorobenzene	1.3	Not Detected	8.1	Not Detected
alpha-Chlorotoluene	1.3	Not Detected	7.0	Not Detected
1,2-Dichlorobenzene	1.3	Not Detected	8.1	Not Detected
1,2,4-Trichlorobenzene	5.4	Not Detected	40	Not Detected
Hexachlorobutadiene	5.4	Not Detected	57	Not Detected
Butane	5.4	Not Detected	13	Not Detected
Isopentane	5.4	3.6 J	16	11 J

J = Estimated value.

Container Type: 1 Liter Summa Canister

Surrogates	%Recovery	Method Limits
Toluene-d8	96	70-130
1,2-Dichloroethane-d4	88	70-130
4-Bromofluorobenzene	94	70-130

eurofins | Air Toxics

Client Sample ID: VMP-21-33-020513

Lab ID#: 1302156A-10A

EPA METHOD TO-15 GC/MS FULL SCAN

File Name:	**p021421**	**Date of Collection: 2/5/13 1:54:00 PM**	
Dil. Factor:	**2.64**	**Date of Analysis: 2/14/13 09:42 PM**	

Compound	Rpt. Limit (ppbv)	Amount (ppbv)	Rpt. Limit (ug/m3)	Amount (ug/m3)
Freon 12	1.3	0.52 J	6.5	2.6 J
Freon 114	1.3	Not Detected	9.2	Not Detected
Chloromethane	13	Not Detected	27	Not Detected
Vinyl Chloride	1.3	Not Detected	3.4	Not Detected
1,3-Butadiene	1.3	Not Detected	2.9	Not Detected
Bromomethane	13	Not Detected	51	Not Detected
Chloroethane	5.3	Not Detected	14	Not Detected
Freon 11	1.3	Not Detected	7.4	Not Detected
Ethanol	5.3	Not Detected	9.9	Not Detected
Freon 113	1.3	Not Detected	10	Not Detected
1,1-Dichloroethene	1.3	Not Detected	5.2	Not Detected
Acetone	13	2.5 J	31	5.8 J
2-Propanol	5.3	12	13	29
Carbon Disulfide	5.3	~~0.72 J~~	16	~~2.2 J~~
3-Chloropropene	5.3	Not Detected	16	Not Detected
Methylene Chloride	13	~~0.16 J~~	46	~~0.56 J~~
Methyl tert-butyl ether	1.3	Not Detected	4.8	Not Detected
trans-1,2-Dichloroethene	1.3	Not Detected	5.2	Not Detected
Hexane	1.3	0.33 J	4.6	1.2 J
1,1-Dichloroethane	1.3	Not Detected	5.3	Not Detected
2-Butanone (Methyl Ethyl Ketone)	5.3	Not Detected	16	Not Detected
cis-1,2-Dichloroethene	1.3	Not Detected	5.2	Not Detected
Tetrahydrofuran	1.3	Not Detected	3.9	Not Detected
Chloroform	1.3	Not Detected	6.4	Not Detected
1,1,1-Trichloroethane	1.3	Not Detected	7.2	Not Detected
Cyclohexane	1.3	Not Detected	4.5	Not Detected
Carbon Tetrachloride	1.3	Not Detected	8.3	Not Detected
2,2,4-Trimethylpentane	1.3	2.3	6.2	10
Benzene	1.3	0.76 J	4.2	2.4 J
1,2-Dichloroethane	1.3	Not Detected	5.3	Not Detected
Heptane	1.3	Not Detected	5.4	Not Detected
Trichloroethene	1.3	Not Detected	7.1	Not Detected
1,2-Dichloropropane	1.3	Not Detected	6.1	Not Detected
1,4-Dioxane	5.3	Not Detected	19	Not Detected
Bromodichloromethane	1.3	Not Detected	8.8	Not Detected
cis-1,3-Dichloropropene	1.3	Not Detected	6.0	Not Detected
4-Methyl-2-pentanone	1.3	Not Detected	5.4	Not Detected
Toluene	1.3	Not Detected	5.0	Not Detected
trans-1,3-Dichloropropene	1.3	Not Detected	6.0	Not Detected
1,1,2-Trichloroethane	1.3	Not Detected	7.2	Not Detected
Tetrachloroethene	1.3	5.1	9.0	34
2-Hexanone	5.3	Not Detected	22	Not Detected

eurofins | Air Toxics

Client Sample ID: VMP-21-33-020513

Lab ID#: 1302156A-10A

EPA METHOD TO-15 GC/MS FULL SCAN

File Name:	p021421	**Date of Collection:**	2/5/13 1:54:00 PM
Dil. Factor:	2.64	**Date of Analysis:**	2/14/13 09:42 PM

Compound	Rpt. Limit (ppbv)	Amount (ppbv)	Rpt. Limit (ug/m3)	Amount (ug/m3)
Dibromochloromethane	1.3	Not Detected	11	Not Detected
1,2-Dibromoethane (EDB)	1.3	Not Detected	10	Not Detected
Chlorobenzene	1.3	Not Detected	6.1	Not Detected
Ethyl Benzene	1.3	Not Detected	5.7	Not Detected
m,p-Xylene	1.3	Not Detected	5.7	Not Detected
o-Xylene	1.3	Not Detected	5.7	Not Detected
Styrene	1.3	Not Detected	5.6	Not Detected
Bromoform	1.3	Not Detected	14	Not Detected
Cumene	1.3	Not Detected	6.5	Not Detected
1,1,2,2-Tetrachloroethane	1.3	Not Detected	9.1	Not Detected
Propylbenzene	1.3	Not Detected	6.5	Not Detected
4-Ethyltoluene	1.3	Not Detected	6.5	Not Detected
1,3,5-Trimethylbenzene	1.3	Not Detected	6.5	Not Detected
1,2,4-Trimethylbenzene	1.3	Not Detected	6.5	Not Detected
1,3-Dichlorobenzene	1.3	Not Detected	7.9	Not Detected
1,4-Dichlorobenzene	1.3	Not Detected	7.9	Not Detected
alpha-Chlorotoluene	1.3	Not Detected	6.8	Not Detected
1,2-Dichlorobenzene	1.3	Not Detected	7.9	Not Detected
1,2,4-Trichlorobenzene	5.3	Not Detected	39	Not Detected
Hexachlorobutadiene	5.3	Not Detected	56	Not Detected
Butane	5.3	Not Detected	12	Not Detected
Isopentane	5.3	1.4 J	16	4.2 J

J = Estimated value.

Container Type: 1 Liter Summa Canister

Surrogates	%Recovery	Method Limits
Toluene-d8	97	70-130
1,2-Dichloroethane-d4	88	70-130
4-Bromofluorobenzene	96	70-130

eurofins | Air Toxics

Client Sample ID: VMP-29-10-020613

Lab ID#: 1302156A-11A

EPA METHOD TO-15 GC/MS FULL SCAN

File Name:	**p021422**	**Date of Collection:**	**2/6/13 9:56:00 AM**
Dil. Factor:	**2.82**	**Date of Analysis:**	**2/14/13 10:15 PM**

Compound	Rpt. Limit (ppbv)	Amount (ppbv)	Rpt. Limit (ug/m3)	Amount (ug/m3)
Freon 12	1.4	0.51 J	7.0	2.5 J
Freon 114	1.4	Not Detected	9.8	Not Detected
Chloromethane	14	Not Detected	29	Not Detected
Vinyl Chloride	1.4	Not Detected	3.6	Not Detected
1,3-Butadiene	1.4	Not Detected	3.1	Not Detected
Bromomethane	14	Not Detected	55	Not Detected
Chloroethane	5.6	Not Detected	15	Not Detected
Freon 11	1.4	~~0.22 J~~ U	7.9	~~1.2 J~~ U
Ethanol	5.6	9.5	11	18
Freon 113	1.4	Not Detected	11	Not Detected
1,1-Dichloroethene	1.4	Not Detected	5.6	Not Detected
Acetone	14	69	33	160
2-Propanol	5.6	18	14	44
Carbon Disulfide	5.6	6.7	18	21
3-Chloropropene	5.6	Not Detected	18	Not Detected
Methylene Chloride	14	Not Detected	49	Not Detected
Methyl tert-butyl ether	1.4	Not Detected	5.1	Not Detected
trans-1,2-Dichloroethene	1.4	Not Detected	5.6	Not Detected
Hexane	1.4	Not Detected	5.0	Not Detected
1,1-Dichloroethane	1.4	Not Detected	5.7	Not Detected
2-Butanone (Methyl Ethyl Ketone)	5.6	100	17	300
cis-1,2-Dichloroethene	1.4	Not Detected	5.6	Not Detected
Tetrahydrofuran	1.4	100	4.2	290
Chloroform	1.4	Not Detected	6.9	Not Detected
1,1,1-Trichloroethane	1.4	Not Detected	7.7	Not Detected
Cyclohexane	1.4	Not Detected	4.8	Not Detected
Carbon Tetrachloride	1.4	Not Detected	8.9	Not Detected
2,2,4-Trimethylpentane	1.4	~~0.21 J~~ U	6.6	~~0.98 J~~ U
Benzene	1.4	17	4.5	53
1,2-Dichloroethane	1.4	Not Detected	5.7	Not Detected
Heptane	1.4	Not Detected	5.8	Not Detected
Trichloroethene	1.4	Not Detected	7.6	Not Detected
1,2-Dichloropropane	1.4	Not Detected	6.5	Not Detected
1,4-Dioxane	5.6	Not Detected	20	Not Detected
Bromodichloromethane	1.4	Not Detected	9.4	Not Detected
cis-1,3-Dichloropropene	1.4	Not Detected	6.4	Not Detected
4-Methyl-2-pentanone	1.4	0.68 J	5.8	2.8 J
Toluene	1.4	~~0.13 J~~ U	5.3	~~0.48 J~~ U
trans-1,3-Dichloropropene	1.4	Not Detected	6.4	Not Detected
1,1,2-Trichloroethane	1.4	Not Detected	7.7	Not Detected
Tetrachloroethene	1.4	~~0.19 J~~ U	9.6	~~1.3 J~~ U
2-Hexanone	5.6	Not Detected	23	Not Detected

eurofins | Air Toxics

Client Sample ID: VMP-29-10-020613

Lab ID#: 1302156A-11A

EPA METHOD TO-15 GC/MS FULL SCAN

File Name:	**p021422**	**Date of Collection:**	**2/6/13 9:56:00 AM**
Dil. Factor:	**2.82**	**Date of Analysis:**	**2/14/13 10:15 PM**

Compound	Rpt. Limit (ppbv)	Amount (ppbv)	Rpt. Limit (ug/m3)	Amount (ug/m3)
Dibromochloromethane	1.4	Not Detected	12	Not Detected
1,2-Dibromoethane (EDB)	1.4	Not Detected	11	Not Detected
Chlorobenzene	1.4	Not Detected	6.5	Not Detected
Ethyl Benzene	1.4	Not Detected	6.1	Not Detected
m,p-Xylene	1.4	Not Detected	6.1	Not Detected
o-Xylene	1.4	Not Detected	6.1	Not Detected
Styrene	1.4	Not Detected	6.0	Not Detected
Bromoform	1.4	Not Detected	14	Not Detected
Cumene	1.4	Not Detected	6.9	Not Detected
1,1,2,2-Tetrachloroethane	1.4	Not Detected	9.7	Not Detected
Propylbenzene	1.4	Not Detected	6.9	Not Detected
4-Ethyltoluene	1.4	Not Detected	6.9	Not Detected
1,3,5-Trimethylbenzene	1.4	Not Detected	6.9	Not Detected
1,2,4-Trimethylbenzene	1.4	Not Detected	6.9	Not Detected
1,3-Dichlorobenzene	1.4	Not Detected	8.5	Not Detected
1,4-Dichlorobenzene	1.4	Not Detected	8.5	Not Detected
alpha-Chlorotoluene	1.4	Not Detected	7.3	Not Detected
1,2-Dichlorobenzene	1.4	Not Detected	8.5	Not Detected
1,2,4-Trichlorobenzene	5.6	Not Detected	42	Not Detected
Hexachlorobutadiene	5.6	Not Detected	60	Not Detected
Butane	5.6	1.6 J	13	3.8 J
Isopentane	5.6	1.0 J	17	3.1 J

J = Estimated value.

Container Type: 1 Liter Summa Canister

Surrogates	%Recovery	Method Limits
Toluene-d8	95	70-130
1,2-Dichloroethane-d4	86	70-130
4-Bromofluorobenzene	96	70-130

eurofins | Air Toxics

Client Sample ID: VMP-29-20-020613

Lab ID#: 1302156A-12A

EPA METHOD TO-15 GC/MS FULL SCAN

File Name:	**p021423**	**Date of Collection:**	**2/6/13 10:56:00 AM**
Dil. Factor:	**2.76**	**Date of Analysis:**	**2/14/13 10:44 PM**

Compound	Rpt. Limit (ppbv)	Amount (ppbv)	Rpt. Limit (ug/m3)	Amount (ug/m3)
Freon 12	1.4	0.45 J	6.8	2.2 J
Freon 114	1.4	Not Detected	9.6	Not Detected
Chloromethane	14	Not Detected	28	Not Detected
Vinyl Chloride	1.4	Not Detected	3.5	Not Detected
1,3-Butadiene	1.4	Not Detected	3.0	Not Detected
Bromomethane	14	Not Detected	54	Not Detected
Chloroethane	5.5	Not Detected	14	Not Detected
Freon 11	1.4	~~0.22 J~~ U	7.8	~~1.3 J~~ U
Ethanol	5.5	5.4 J	10	10 J
Freon 113	1.4	Not Detected	10	Not Detected
1,1-Dichloroethene	1.4	Not Detected	5.5	Not Detected
Acetone	14	87	33	210
2-Propanol	5.5	16	14	40
Carbon Disulfide	5.5	11	17	35
3-Chloropropene	5.5	Not Detected	17	Not Detected
Methylene Chloride	14	~~0.28 J~~ U	48	~~0.98 J~~ U
Methyl tert-butyl ether	1.4	Not Detected	5.0	Not Detected
trans-1,2-Dichloroethene	1.4	Not Detected	5.5	Not Detected
Hexane	1.4	0.33 J	4.9	1.2 J
1,1-Dichloroethane	1.4	Not Detected	5.6	Not Detected
2-Butanone (Methyl Ethyl Ketone)	5.5	260	16	750
cis-1,2-Dichloroethene	1.4	Not Detected	5.5	Not Detected
Tetrahydrofuran	1.4	68	4.1	200
Chloroform	1.4	Not Detected	6.7	Not Detected
1,1,1-Trichloroethane	1.4	Not Detected	7.5	Not Detected
Cyclohexane	1.4	Not Detected	4.8	Not Detected
Carbon Tetrachloride	1.4	Not Detected	8.7	Not Detected
2,2,4-Trimethylpentane	1.4	Not Detected	6.4	Not Detected
Benzene	1.4	8.1	4.4	26
1,2-Dichloroethane	1.4	Not Detected	5.6	Not Detected
Heptane	1.4	Not Detected	5.6	Not Detected
Trichloroethene	1.4	Not Detected	7.4	Not Detected
1,2-Dichloropropane	1.4	Not Detected	6.4	Not Detected
1,4-Dioxane	5.5	Not Detected	20	Not Detected
Bromodichloromethane	1.4	Not Detected	9.2	Not Detected
cis-1,3-Dichloropropene	1.4	Not Detected	6.3	Not Detected
4-Methyl-2-pentanone	1.4	2.5	5.6	10
Toluene	1.4	0.52 J	5.2	1.9 J
trans-1,3-Dichloropropene	1.4	Not Detected	6.3	Not Detected
1,1,2-Trichloroethane	1.4	Not Detected	7.5	Not Detected
Tetrachloroethene	1.4	~~0.15 J~~ U	9.4	~~1.0 J~~ U
2-Hexanone	5.5	Not Detected	23	Not Detected

eurofins | Air Toxics

Client Sample ID: VMP-29-20-020613

Lab ID#: 1302156A-12A

EPA METHOD TO-15 GC/MS FULL SCAN

File Name:	**p021423**	**Date of Collection: 2/6/13 10:56:00 AM**	
Dil. Factor:	**2.76**	**Date of Analysis: 2/14/13 10:44 PM**	

Compound	Rpt. Limit (ppbv)	Amount (ppbv)	Rpt. Limit (ug/m3)	Amount (ug/m3)
Dibromochloromethane	1.4	Not Detected	12	Not Detected
1,2-Dibromoethane (EDB)	1.4	Not Detected	11	Not Detected
Chlorobenzene	1.4	Not Detected	6.4	Not Detected
Ethyl Benzene	1.4	Not Detected	6.0	Not Detected
m,p-Xylene	1.4	0.47 J	6.0	2.0 J
o-Xylene	1.4	Not Detected	6.0	Not Detected
Styrene	1.4	Not Detected	5.9	Not Detected
Bromoform	1.4	Not Detected	14	Not Detected
Cumene	1.4	~~0.73 J~~ U	6.8	~~3.6 J~~ U
1,1,2,2-Tetrachloroethane	1.4	Not Detected	9.5	Not Detected
Propylbenzene	1.4	Not Detected	6.8	Not Detected
4-Ethyltoluene	1.4	~~0.14 J~~ U	6.8	~~0.69 J~~ U
1,3,5-Trimethylbenzene	1.4	Not Detected	6.8	Not Detected
1,2,4-Trimethylbenzene	1.4	Not Detected	6.8	Not Detected
1,3-Dichlorobenzene	1.4	Not Detected	8.3	Not Detected
1,4-Dichlorobenzene	1.4	Not Detected	8.3	Not Detected
alpha-Chlorotoluene	1.4	Not Detected	7.1	Not Detected
1,2-Dichlorobenzene	1.4	Not Detected	8.3	Not Detected
1,2,4-Trichlorobenzene	5.5	Not Detected	41	Not Detected
Hexachlorobutadiene	5.5	Not Detected	59	Not Detected
Butane	5.5	3.6 J	13	8.4 J
Isopentane	5.5	2.7 J	16	8.1 J

J = Estimated value.

Container Type: 1 Liter Summa Canister

Surrogates	%Recovery	Method Limits
Toluene-d8	96	70-130
1,2-Dichloroethane-d4	86	70-130
4-Bromofluorobenzene	106	70-130

eurofins | Air Toxics

* USE THIS RESULT ONLY. ALL OTHER RESULTS REPORTED IN 2.89X DILUTION ANALYSIS

Client Sample ID: VMP-29-30-020613
Lab ID#: 1302156A-13A

EPA METHOD TO-15 GC/MS FULL SCAN

File Name:	p021425	**Date of Collection:**	2/6/13 11:50:00 AM
Dil. Factor:	4.82	**Date of Analysis:**	2/15/13 08:31 AM

Compound	Rpt. Limit (ppbv)	Amount (ppbv)	Rpt. Limit (ug/m3)	Amount (ug/m3)
Freon 12	2.4	0.51 J	12	2.5 J
Freon 114	2.4	Not Detected	17	Not Detected
Chloromethane	24	Not Detected	50	Not Detected
Vinyl Chloride	2.4	Not Detected	6.2	Not Detected
1,3-Butadiene	2.4	Not Detected	5.3	Not Detected
Bromomethane	24	Not Detected	94	Not Detected
Chloroethane	9.6	Not Detected	25	Not Detected
Freon 11	2.4	Not Detected	14	Not Detected
Ethanol	9.6	7.4 J	18	14 J
Freon 113	2.4	Not Detected	18	Not Detected
1,1-Dichloroethene	2.4	Not Detected	9.6	Not Detected
Acetone	24	350	57	820
2-Propanol	9.6	13	24	32
Carbon Disulfide	9.6	38	30	120
3-Chloropropene	9.6	Not Detected	30	Not Detected
Methylene Chloride	24	~~0.64 J~~ V OK (AE)	84	~~2.2 J~~ V OK (AE)
Methyl tert-butyl ether	2.4	Not Detected	8.7	Not Detected
trans-1,2-Dichloroethene	2.4	Not Detected	9.6	Not Detected
Hexane	2.4	0.44 J	8.5	1.5 J
1,1-Dichloroethane	2.4	Not Detected	9.8	Not Detected
* 2-Butanone (Methyl Ethyl Ketone)	9.6	730	28	2100
cis-1,2-Dichloroethene	2.4	Not Detected	9.6	Not Detected
Tetrahydrofuran	2.4	290	7.1	870
Chloroform	2.4	1.2 J	12	6.1 J
1,1,1-Trichloroethane	2.4	Not Detected	13	Not Detected
Cyclohexane	2.4	Not Detected	8.3	Not Detected
Carbon Tetrachloride	2.4	Not Detected	15	Not Detected
2,2,4-Trimethylpentane	2.4	0.40 J	11	1.9 J
Benzene	2.4	29	7.7	93
1,2-Dichloroethane	2.4	Not Detected	9.8	Not Detected
Heptane	2.4	Not Detected	9.9	Not Detected
Trichloroethene	2.4	Not Detected	13	Not Detected
1,2-Dichloropropane	2.4	Not Detected	11	Not Detected
1,4-Dioxane	9.6	7.1 J	35	26 J
Bromodichloromethane	2.4	Not Detected	16	Not Detected
cis-1,3-Dichloropropene	2.4	Not Detected	11	Not Detected
4-Methyl-2-pentanone	2.4	3.9	9.9	16
Toluene	2.4	0.46 J	9.1	1.7 J
trans-1,3-Dichloropropene	2.4	Not Detected	11	Not Detected
1,1,2-Trichloroethane	2.4	Not Detected	13	Not Detected
Tetrachloroethene	2.4	~~0.36 J~~ V OK (AE)	16	~~2.4 J~~ V OK (AE)
2-Hexanone	9.6	Not Detected	39	Not Detected

eurofins | Air Toxics

Client Sample ID: VMP-29-30-020613

Lab ID#: 1302156A-13A

EPA METHOD TO-15 GC/MS FULL SCAN

File Name:	**p021425**	**Date of Collection:**	**2/6/13 11:50:00 AM**
Dil. Factor:	**4.82**	**Date of Analysis:**	**2/15/13 08:31 AM**

Compound	Rpt. Limit (ppbv)	Amount (ppbv)	Rpt. Limit (ug/m3)	Amount (ug/m3)
Dibromochloromethane	2.4	Not Detected	20	Not Detected
1,2-Dibromoethane (EDB)	2.4	Not Detected	18	Not Detected
Chlorobenzene	2.4	Not Detected	11	Not Detected
Ethyl Benzene	2.4	Not Detected	10	Not Detected
m,p-Xylene	2.4	Not Detected	10	Not Detected
o-Xylene	2.4	Not Detected	10	Not Detected
Styrene	2.4	Not Detected	10	Not Detected
Bromoform	2.4	Not Detected	25	Not Detected
Cumene	2.4	~~0.42 J~~ U OK (CF)	12	~~2.1 J~~ U OK (AF)
1,1,2,2-Tetrachloroethane	2.4	Not Detected	16	Not Detected
Propylbenzene	2.4	Not Detected	12	Not Detected
4-Ethyltoluene	2.4	~~0.16 J~~ U OK (AF)	12	~~0.80 J~~ U OK (AF)
1,3,5-Trimethylbenzene	2.4	Not Detected	12	Not Detected
1,2,4-Trimethylbenzene	2.4	Not Detected	12	Not Detected
1,3-Dichlorobenzene	2.4	Not Detected	14	Not Detected
1,4-Dichlorobenzene	2.4	Not Detected	14	Not Detected
alpha-Chlorotoluene	2.4	Not Detected	12	Not Detected
1,2-Dichlorobenzene	2.4	Not Detected	14	Not Detected
1,2,4-Trichlorobenzene	9.6	Not Detected	72	Not Detected
Hexachlorobutadiene	9.6	Not Detected	100	Not Detected
Butane	9.6	2.4 J	23	5.7 J
Isopentane	9.6	1.7 J	28	5.2 J

J = Estimated value.

Container Type: 1 Liter Summa Canister

Surrogates	%Recovery	Method Limits
Toluene-d8	95	70-130
1,2-Dichloroethane-d4	89	70-130
4-Bromofluorobenzene	108	70-130

eurofins | Air Toxics

* DO NOT USE THIS RESULT. USE ALL OTHER DATA.

Client Sample ID: VMP-29-30-020613
Lab ID#: 1302156A-13B

EPA METHOD TO-15 GC/MS FULL SCAN

File Name:	**p021424**	**Date of Collection:**	**2/6/13 11:50:00 AM**
Dil. Factor:	**2.89**	**Date of Analysis:**	**2/14/13 11:08 PM**

Compound	Rpt. Limit (ppbv)	Amount (ppbv)	Rpt. Limit (ug/m3)	Amount (ug/m3)
Freon 12	1.4	0.48 J	7.1	2.4 J
Freon 114	1.4	Not Detected	10	Not Detected
Chloromethane	14	Not Detected	30	Not Detected
Vinyl Chloride	1.4	Not Detected	3.7	Not Detected
1,3-Butadiene	1.4	Not Detected	3.2	Not Detected
Bromomethane	14	Not Detected	56	Not Detected
Chloroethane	5.8	Not Detected	15	Not Detected
Freon 11	1.4	~~0.18 J~~ U	8.1	~~1.0 J~~ U
Ethanol	5.8	6.2	11	12
Freon 113	1.4	Not Detected	11	Not Detected
1,1-Dichloroethene	1.4	Not Detected	5.7	Not Detected
Acetone	14	320	34	760
2-Propanol	5.8	12	14	29
Carbon Disulfide	5.8	34	18	100
3-Chloropropene	5.8	Not Detected	18	Not Detected
Methylene Chloride	14	~~0.56 J~~ U	50	~~2.0 J~~ U
Methyl tert-butyl ether	1.4	Not Detected	5.2	Not Detected
trans-1,2-Dichloroethene	1.4	Not Detected	5.7	Not Detected
Hexane	1.4	0.25 J	5.1	0.89 J
1,1-Dichloroethane	1.4	Not Detected	5.8	Not Detected
* ~~2-Butanone (Methyl Ethyl Ketone)~~	~~5.8~~	~~680 E~~	~~17~~	~~2000 E~~
cis-1,2-Dichloroethene	1.4	Not Detected	5.7	Not Detected
Tetrahydrofuran	1.4	270	4.3	780
Chloroform	1.4	1.1 J	7.0	5.6 J
1,1,1-Trichloroethane	1.4	Not Detected	7.9	Not Detected
Cyclohexane	1.4	Not Detected	5.0	Not Detected
Carbon Tetrachloride	1.4	Not Detected	9.1	Not Detected
2,2,4-Trimethylpentane	1.4	~~0.22 J~~ U	6.8	~~1.0 J~~ U
Benzene	1.4	26	4.6	84
1,2-Dichloroethane	1.4	Not Detected	5.8	Not Detected
Heptane	1.4	Not Detected	5.9	Not Detected
Trichloroethene	1.4	Not Detected	7.8	Not Detected
1,2-Dichloropropane	1.4	Not Detected	6.7	Not Detected
1,4-Dioxane	5.8	5.3 J	21	19 J
Bromodichloromethane	1.4	Not Detected	9.7	Not Detected
cis-1,3-Dichloropropene	1.4	Not Detected	6.6	Not Detected
4-Methyl-2-pentanone	1.4	2.9	5.9	12
Toluene	1.4	~~0.34 J~~ U	5.4	~~1.3 J~~ U
trans-1,3-Dichloropropene	1.4	Not Detected	6.6	Not Detected
1,1,2-Trichloroethane	1.4	Not Detected	7.9	Not Detected
Tetrachloroethene	1.4	~~0.16 J~~ U	9.8	~~1.1 J~~ U
2-Hexanone	5.8	Not Detected	24	Not Detected

eurofins | Air Toxics

Client Sample ID: VMP-29-30-020613

Lab ID#: 1302156A-13B

EPA METHOD TO-15 GC/MS FULL SCAN

File Name:	p021424	**Date of Collection:**	2/6/13 11:50:00 AM
Dil. Factor:	2.89	**Date of Analysis:**	2/14/13 11:08 PM

Compound	Rpt. Limit (ppbv)	Amount (ppbv)	Rpt. Limit (ug/m3)	Amount (ug/m3)
Dibromochloromethane	1.4	Not Detected	12	Not Detected
1,2-Dibromoethane (EDB)	1.4	Not Detected	11	Not Detected
Chlorobenzene	1.4	Not Detected	6.6	Not Detected
Ethyl Benzene	1.4	Not Detected	6.3	Not Detected
m,p-Xylene	1.4	0.48 J	6.3	2.1 J
o-Xylene	1.4	Not Detected	6.3	Not Detected
Styrene	1.4	Not Detected	6.2	Not Detected
Bromoform	1.4	Not Detected	15	Not Detected
Cumene	1.4	~~0.37 J~~	7.1	~~1.8 J~~
1,1,2,2-Tetrachloroethane	1.4	Not Detected	9.9	Not Detected
Propylbenzene	1.4	Not Detected	7.1	Not Detected
4-Ethyltoluene	1.4	~~0.16 J~~	7.1	~~0.78 J~~
1,3,5-Trimethylbenzene	1.4	Not Detected	7.1	Not Detected
1,2,4-Trimethylbenzene	1.4	Not Detected	7.1	Not Detected
1,3-Dichlorobenzene	1.4	Not Detected	8.7	Not Detected
1,4-Dichlorobenzene	1.4	Not Detected	8.7	Not Detected
alpha-Chlorotoluene	1.4	Not Detected	7.5	Not Detected
1,2-Dichlorobenzene	1.4	Not Detected	8.7	Not Detected
1,2,4-Trichlorobenzene	5.8	Not Detected	43	Not Detected
Hexachlorobutadiene	5.8	Not Detected	62	Not Detected
Butane	5.8	2.0 J	14	4.7 J
Isopentane	5.8	1.6 J	17	4.6 J

J = Estimated value.
E = Exceeds instrument calibration range.
Container Type: 1 Liter Summa Canister

Surrogates	%Recovery	Method Limits
Toluene-d8	94	70-130
1,2-Dichloroethane-d4	88	70-130
4-Bromofluorobenzene	108	70-130

eurofins | Air Toxics

Client Sample ID: VMP-30-10-020613

Lab ID#: 1302156A-14A

EPA METHOD TO-15 GC/MS FULL SCAN

File Name:	**p021426**	**Date of Collection: 2/6/13 9:47:00 AM**	
Dil. Factor:	**2.64**	**Date of Analysis: 2/15/13 09:14 AM**	

Compound	Rpt. Limit (ppbv)	Amount (ppbv)	Rpt. Limit (ug/m3)	Amount (ug/m3)
Freon 12	1.3	0.46 J	6.5	2.2 J
Freon 114	1.3	Not Detected	9.2	Not Detected
Chloromethane	13	Not Detected	27	Not Detected
Vinyl Chloride	1.3	Not Detected	3.4	Not Detected
1,3-Butadiene	1.3	Not Detected	2.9	Not Detected
Bromomethane	13	Not Detected	51	Not Detected
Chloroethane	5.3	Not Detected	14	Not Detected
Freon 11	1.3	~~0.22 J~~ U	7.4	~~1.2 J~~ U
Ethanol	5.3	2.5 J	9.9	4.6 J
Freon 113	1.3	Not Detected	10	Not Detected
1,1-Dichloroethene	1.3	Not Detected	5.2	Not Detected
Acetone	13	38	31	91
2-Propanol	5.3	1.2 J	13	2.8 J
Carbon Disulfide	5.3	~~2.2 J~~ U	16	~~7.0 J~~ U
3-Chloropropene	5.3	Not Detected	16	Not Detected
Methylene Chloride	13	~~0.18 J~~ U	46	~~0.61 J~~ U
Methyl tert-butyl ether	1.3	Not Detected	4.8	Not Detected
trans-1,2-Dichloroethene	1.3	Not Detected	5.2	Not Detected
Hexane	1.3	0.64 J	4.6	2.2 J
1,1-Dichloroethane	1.3	Not Detected	5.3	Not Detected
2-Butanone (Methyl Ethyl Ketone)	5.3	50	16	150
cis-1,2-Dichloroethene	1.3	Not Detected	5.2	Not Detected
Tetrahydrofuran	1.3	30	3.9	90
Chloroform	1.3	Not Detected	6.4	Not Detected
1,1,1-Trichloroethane	1.3	Not Detected	7.2	Not Detected
Cyclohexane	1.3	Not Detected	4.5	Not Detected
Carbon Tetrachloride	1.3	Not Detected	8.3	Not Detected
2,2,4-Trimethylpentane	1.3	0.41 J	6.2	1.9 J
Benzene	1.3	0.57 J	4.2	1.8 J
1,2-Dichloroethane	1.3	Not Detected	5.3	Not Detected
Heptane	1.3	0.34 J	5.4	1.4 J
Trichloroethene	1.3	Not Detected	7.1	Not Detected
1,2-Dichloropropane	1.3	Not Detected	6.1	Not Detected
1,4-Dioxane	5.3	Not Detected	19	Not Detected
Bromodichloromethane	1.3	Not Detected	8.8	Not Detected
cis-1,3-Dichloropropene	1.3	Not Detected	6.0	Not Detected
4-Methyl-2-pentanone	1.3	0.56 J	5.4	2.3 J
Toluene	1.3	0.41 J	5.0	1.6 J
trans-1,3-Dichloropropene	1.3	Not Detected	6.0	Not Detected
1,1,2-Trichloroethane	1.3	Not Detected	7.2	Not Detected
Tetrachloroethene	1.3	~~0.18 J~~ U	9.0	~~1.2 J~~ U
2-Hexanone	5.3	Not Detected	22	Not Detected

eurofins | Air Toxics

Client Sample ID: VMP-30-10-020613

Lab ID#: 1302156A-14A

EPA METHOD TO-15 GC/MS FULL SCAN

File Name:	**p021426**	**Date of Collection:**	**2/6/13 9:47:00 AM**
Dil. Factor:	**2.64**	**Date of Analysis:**	**2/15/13 09:14 AM**

Compound	Rpt. Limit (ppbv)	Amount (ppbv)	Rpt. Limit (ug/m3)	Amount (ug/m3)
Dibromochloromethane	1.3	Not Detected	11	Not Detected
1,2-Dibromoethane (EDB)	1.3	Not Detected	10	Not Detected
Chlorobenzene	1.3	Not Detected	6.1	Not Detected
Ethyl Benzene	1.3	Not Detected	5.7	Not Detected
m,p-Xylene	1.3	Not Detected	5.7	Not Detected
o-Xylene	1.3	Not Detected	5.7	Not Detected
Styrene	1.3	Not Detected	5.6	Not Detected
Bromoform	1.3	Not Detected	14	Not Detected
Cumene	1.3	Not Detected	6.5	Not Detected
1,1,2,2-Tetrachloroethane	1.3	Not Detected	9.1	Not Detected
Propylbenzene	1.3	Not Detected	6.5	Not Detected
4-Ethyltoluene	1.3	Not Detected	6.5	Not Detected
1,3,5-Trimethylbenzene	1.3	Not Detected	6.5	Not Detected
1,2,4-Trimethylbenzene	1.3	Not Detected	6.5	Not Detected
1,3-Dichlorobenzene	1.3	Not Detected	7.9	Not Detected
1,4-Dichlorobenzene	1.3	Not Detected	7.9	Not Detected
alpha-Chlorotoluene	1.3	Not Detected	6.8	Not Detected
1,2-Dichlorobenzene	1.3	Not Detected	7.9	Not Detected
1,2,4-Trichlorobenzene	5.3	Not Detected	39	Not Detected
Hexachlorobutadiene	5.3	Not Detected	56	Not Detected
Butane	5.3	Not Detected	12	Not Detected
Isopentane	5.3	2.6 J	16	7.7 J

J = Estimated value.

Container Type: 1 Liter Summa Canister

Surrogates	%Recovery	Method Limits
Toluene-d8	96	70-130
1,2-Dichloroethane-d4	88	70-130
4-Bromofluorobenzene	95	70-130

eurofins | Air Toxics

Client Sample ID: VMP-30-20-020613

Lab ID#: 1302156A-15A

EPA METHOD TO-15 GC/MS FULL SCAN

File Name:	**p021506**	**Date of Collection:**	**2/6/13 10:47:00 AM**
Dil. Factor:	**2.64**	**Date of Analysis:**	**2/15/13 12:26 PM**

Compound	Rpt. Limit (ppbv)	Amount (ppbv)	Rpt. Limit (ug/m3)	Amount (ug/m3)
Freon 12	1.3	0.44 J	6.5	2.2 J
Freon 114	1.3	Not Detected	9.2	Not Detected
Chloromethane	13	Not Detected	27	Not Detected
Vinyl Chloride	1.3	Not Detected	3.4	Not Detected
1,3-Butadiene	1.3	Not Detected	2.9	Not Detected
Bromomethane	13	Not Detected	51	Not Detected
Chloroethane	5.3	Not Detected	14	Not Detected
Freon 11	1.3	~~0.26 J~~ U	7.4	~~1.4 J~~ U
Ethanol	5.3	4.2 J	9.9	8.0 J
Freon 113	1.3	Not Detected	10	Not Detected
1,1-Dichloroethene	1.3	Not Detected	5.2	Not Detected
Acetone	13	70	31	170
2-Propanol	5.3	4.5 J	13	11 J
Carbon Disulfide	5.3	25	16	77
3-Chloropropene	5.3	Not Detected	16	Not Detected
Methylene Chloride	13	~~0.52 J~~ U	46	~~1.8 J~~ U
Methyl tert-butyl ether	1.3	Not Detected	4.8	Not Detected
trans-1,2-Dichloroethene	1.3	Not Detected	5.2	Not Detected
Hexane	1.3	0.70 J	4.6	2.5 J
1,1-Dichloroethane	1.3	Not Detected	5.3	Not Detected
2-Butanone (Methyl Ethyl Ketone)	5.3	200	16	600
cis-1,2-Dichloroethene	1.3	Not Detected	5.2	Not Detected
Tetrahydrofuran	1.3	70	3.9	210
Chloroform	1.3	2.5	6.4	12
1,1,1-Trichloroethane	1.3	Not Detected	7.2	Not Detected
Cyclohexane	1.3	Not Detected	4.5	Not Detected
Carbon Tetrachloride	1.3	Not Detected	8.3	Not Detected
2,2,4-Trimethylpentane	1.3	~~0.25 J~~ U	6.2	~~1.2 J~~ U
Benzene	1.3	34	4.2	110
1,2-Dichloroethane	1.3	Not Detected	5.3	Not Detected
Heptane	1.3	Not Detected	5.4	Not Detected
Trichloroethene	1.3	Not Detected	7.1	Not Detected
1,2-Dichloropropane	1.3	Not Detected	6.1	Not Detected
1,4-Dioxane	5.3	Not Detected	19	Not Detected
Bromodichloromethane	1.3	Not Detected	8.8	Not Detected
cis-1,3-Dichloropropene	1.3	Not Detected	6.0	Not Detected
4-Methyl-2-pentanone	1.3	0.82 J	5.4	3.4 J
Toluene	1.3	~~0.34 J~~ U	5.0	~~1.3 J~~ U
trans-1,3-Dichloropropene	1.3	Not Detected	6.0	Not Detected
1,1,2-Trichloroethane	1.3	Not Detected	7.2	Not Detected
Tetrachloroethene	1.3	~~0.31 J~~ U	9.0	~~2.1 J~~ U
2-Hexanone	5.3	Not Detected	22	Not Detected

eurofins | Air Toxics

Client Sample ID: VMP-30-20-020613

Lab ID#: 1302156A-15A

EPA METHOD TO-15 GC/MS FULL SCAN

File Name:	**p021506**	**Date of Collection: 2/6/13 10:47:00 AM**	
Dil. Factor:	**2.64**	**Date of Analysis: 2/15/13 12:26 PM**	

Compound	Rpt. Limit (ppbv)	Amount (ppbv)	Rpt. Limit (ug/m3)	Amount (ug/m3)
Dibromochloromethane	1.3	Not Detected	11	Not Detected
1,2-Dibromoethane (EDB)	1.3	Not Detected	10	Not Detected
Chlorobenzene	1.3	Not Detected	6.1	Not Detected
Ethyl Benzene	1.3	Not Detected	5.7	Not Detected
m,p-Xylene	1.3	0.34 J	5.7	1.5 J
o-Xylene	1.3	Not Detected	5.7	Not Detected
Styrene	1.3	Not Detected	5.6	Not Detected
Bromoform	1.3	Not Detected	14	Not Detected
Cumene	1.3	~~0.25 J~~	6.5	~~1.2 J~~
1,1,2,2-Tetrachloroethane	1.3	Not Detected	9.1	Not Detected
Propylbenzene	1.3	~~0.21 J~~	6.5	~~1.0 J~~
4-Ethyltoluene	1.3	~~0.16 J~~	6.5	~~0.81 J~~
1,3,5-Trimethylbenzene	1.3	~~0.25 J~~	6.5	~~1.2 J~~
1,2,4-Trimethylbenzene	1.3	~~0.34 J~~	6.5	~~1.7 J~~
1,3-Dichlorobenzene	1.3	~~0.48 J~~	7.9	~~2.9 J~~
1,4-Dichlorobenzene	1.3	~~0.46 J~~	7.9	~~2.7 J~~
alpha-Chlorotoluene	1.3	~~0.33 J~~	6.8	~~1.7 J~~
1,2-Dichlorobenzene	1.3	~~0.36 J~~	7.9	~~2.2 J~~
1,2,4-Trichlorobenzene	5.3	~~1.5 J~~	39	~~11 J~~
Hexachlorobutadiene	5.3	~~0.61 J~~	56	~~6.5 J~~
Butane	5.3	3.7 J	12	8.8 J
Isopentane	5.3	2.5 J	16	7.3 J

J = Estimated value.

Container Type: 1 Liter Summa Canister

Surrogates	%Recovery	Method Limits
Toluene-d8	94	70-130
1,2-Dichloroethane-d4	89	70-130
4-Bromofluorobenzene	105	70-130

eurofins | Air Toxics

Client Sample ID: VMP-30-30-020613
Lab ID#: 1302156A-16A

* USE THIS RESULT ONLY. ALL OTHER DATA REPORTED IN 8.90X DILUTION ANALYSIS

EPA METHOD TO-15 GC/MS FULL SCAN

File Name:	**p021524**	**Date of Collection:**	**2/6/13 11:45:00 AM**
Dil. Factor:	**17.6**	**Date of Analysis:**	**2/15/13 10:29 PM**

Compound	Rpt. Limit (ppbv)	Amount (ppbv)	Rpt. Limit (ug/m3)	Amount (ug/m3)
Freon 12	8.8	Not Detected	44	Not Detected
Freon 114	8.8	Not Detected	62	Not Detected
Chloromethane	88	Not Detected	180	Not Detected
Vinyl Chloride	8.8	Not Detected	22	Not Detected
1,3-Butadiene	8.8	Not Detected	19	Not Detected
Bromomethane	88	Not Detected	340	Not Detected
Chloroethane	35	Not Detected	93	Not Detected
Freon 11	8.8	Not Detected	49	Not Detected
Ethanol	35	Not Detected	66	Not Detected
Freon 113	8.8	Not Detected	67	Not Detected
1,1-Dichloroethene	8.8	Not Detected	35	Not Detected
Acetone	88	1200	210	2800
2-Propanol	35	14 J	86	35 J
Carbon Disulfide	35	32 J	110	100 J
3-Chloropropene	35	Not Detected	110	Not Detected
Methylene Chloride	88	Not Detected	300	Not Detected
Methyl tert-butyl ether	8.8	Not Detected	32	Not Detected
trans-1,2-Dichloroethene	8.8	Not Detected	35	Not Detected
Hexane	8.8	Not Detected	31	Not Detected
1,1-Dichloroethane	8.8	Not Detected	36	Not Detected
* 2-Butanone (Methyl Ethyl Ketone)	35	2200	100	6400
cis-1,2-Dichloroethene	8.8	Not Detected	35	Not Detected
Tetrahydrofuran	8.8	900	26	2700
Chloroform	8.8	2.4 J	43	12 J
1,1,1-Trichloroethane	8.8	Not Detected	48	Not Detected
Cyclohexane	8.8	Not Detected	30	Not Detected
Carbon Tetrachloride	8.8	Not Detected	55	Not Detected
2,2,4-Trimethylpentane	8.8	Not Detected	41	Not Detected
Benzene	8.8	450	28	1400
1,2-Dichloroethane	8.8	Not Detected	36	Not Detected
Heptane	8.8	Not Detected	36	Not Detected
Trichloroethene	8.8	Not Detected	47	Not Detected
1,2-Dichloropropane	8.8	Not Detected	41	Not Detected
1,4-Dioxane	35	Not Detected	130	Not Detected
Bromodichloromethane	8.8	Not Detected	59	Not Detected
cis-1,3-Dichloropropene	8.8	Not Detected	40	Not Detected
4-Methyl-2-pentanone	8.8	Not Detected	36	Not Detected
Toluene	8.8	Not Detected	33	Not Detected
trans-1,3-Dichloropropene	8.8	Not Detected	40	Not Detected
1,1,2-Trichloroethane	8.8	Not Detected	48	Not Detected
Tetrachloroethene	8.8	Not Detected	60	Not Detected
2-Hexanone	35	Not Detected	140	Not Detected

eurofins | Air Toxics

Client Sample ID: VMP-30-30-020613

Lab ID#: 1302156A-16A

EPA METHOD TO-15 GC/MS FULL SCAN

File Name:	**p021524**	**Date of Collection: 2/6/13 11:45:00 AM**	
Dil. Factor:	**17.6**	**Date of Analysis: 2/15/13 10:29 PM**	

Compound	Rpt. Limit (ppbv)	Amount (ppbv)	Rpt. Limit (ug/m3)	Amount (ug/m3)
Dibromochloromethane	8.8	Not Detected	75	Not Detected
1,2-Dibromoethane (EDB)	8.8	Not Detected	68	Not Detected
Chlorobenzene	8.8	Not Detected	40	Not Detected
Ethyl Benzene	8.8	Not Detected	38	Not Detected
m,p-Xylene	8.8	Not Detected	38	Not Detected
o-Xylene	8.8	Not Detected	38	Not Detected
Styrene	8.8	Not Detected	37	Not Detected
Bromoform	8.8	Not Detected	91	Not Detected
Cumene	8.8	Not Detected	43	Not Detected
1,1,2,2-Tetrachloroethane	8.8	Not Detected	60	Not Detected
Propylbenzene	8.8	Not Detected	43	Not Detected
4-Ethyltoluene	8.8	Not Detected	43	Not Detected
1,3,5-Trimethylbenzene	8.8	Not Detected	43	Not Detected
1,2,4-Trimethylbenzene	8.8	Not Detected	43	Not Detected
1,3-Dichlorobenzene	8.8	Not Detected	53	Not Detected
1,4-Dichlorobenzene	8.8	Not Detected	53	Not Detected
alpha-Chlorotoluene	8.8	Not Detected	46	Not Detected
1,2-Dichlorobenzene	8.8	Not Detected	53	Not Detected
1,2,4-Trichlorobenzene	35	Not Detected	260	Not Detected
Hexachlorobutadiene	35	Not Detected	380	Not Detected
Butane	35	Not Detected	84	Not Detected
Isopentane	35	Not Detected	100	Not Detected

J = Estimated value.

Container Type: 1 Liter Summa Canister

Surrogates	%Recovery	Method Limits
Toluene-d8	92	70-130
1,2-Dichloroethane-d4	100	70-130
4-Bromofluorobenzene	104	70-130

eurofins | Air Toxics

Client Sample ID: VMP-30-30-020613
Lab ID#: 1302156A-16B

* DO NOT USE THIS RESULT. USE ALL OTHER DATA.

EPA METHOD TO-15 GC/MS FULL SCAN

File Name: p021507
Dil. Factor: 8.80
Date of Collection: 2/6/13 11:45:00 AM
Date of Analysis: 2/15/13 12:54 PM

Compound	Rpt. Limit (ppbv)	Amount (ppbv)	Rpt. Limit (ug/m3)	Amount (ug/m3)
Freon 12	4.4	Not Detected	22	Not Detected
Freon 114	4.4	Not Detected	31	Not Detected
Chloromethane	44	Not Detected	91	Not Detected
Vinyl Chloride	4.4	Not Detected	11	Not Detected
1,3-Butadiene	4.4	Not Detected	9.7	Not Detected
Bromomethane	44	Not Detected	170	Not Detected
Chloroethane	18	Not Detected	46	Not Detected
Freon 11	4.4	Not Detected	25	Not Detected
Ethanol	18	2.3 J	33	4.4 J
Freon 113	4.4	Not Detected	34	Not Detected
1,1-Dichloroethene	4.4	Not Detected	17	Not Detected
Acetone	44	1200	100	2800
2-Propanol	18	15 J	43	37 J
Carbon Disulfide	18	32	55	100
3-Chloropropene	18	Not Detected	55	Not Detected
Methylene Chloride	44	Not Detected	150	Not Detected
Methyl tert-butyl ether	4.4	Not Detected	16	Not Detected
trans-1,2-Dichloroethene	4.4	Not Detected	17	Not Detected
Hexane	4.4	Not Detected	16	Not Detected
1,1-Dichloroethane	4.4	Not Detected	18	Not Detected
* ~~2-Butanone (Methyl Ethyl Ketone)~~	~~18~~	~~2200 E~~	~~52~~	~~6600 E~~
cis-1,2-Dichloroethene	4.4	Not Detected	17	Not Detected
Tetrahydrofuran	4.4	880	13	2600
Chloroform	4.4	2.1 J	21	10 J
1,1,1-Trichloroethane	4.4	Not Detected	24	Not Detected
Cyclohexane	4.4	Not Detected	15	Not Detected
Carbon Tetrachloride	4.4	Not Detected	28	Not Detected
2,2,4-Trimethylpentane	4.4	Not Detected	20	Not Detected
Benzene	4.4	430	14	1400
1,2-Dichloroethane	4.4	Not Detected	18	Not Detected
Heptane	4.4	Not Detected	18	Not Detected
Trichloroethene	4.4	Not Detected	24	Not Detected
1,2-Dichloropropane	4.4	Not Detected	20	Not Detected
1,4-Dioxane	18	Not Detected	63	Not Detected
Bromodichloromethane	4.4	Not Detected	29	Not Detected
cis-1,3-Dichloropropene	4.4	Not Detected	20	Not Detected
4-Methyl-2-pentanone	4.4	Not Detected	18	Not Detected
Toluene	4.4	Not Detected	16	Not Detected
trans-1,3-Dichloropropene	4.4	Not Detected	20	Not Detected
1,1,2-Trichloroethane	4.4	Not Detected	24	Not Detected
Tetrachloroethene	4.4	Not Detected	30	Not Detected
2-Hexanone	18	Not Detected	72	Not Detected

eurofins | Air Toxics

Client Sample ID: VMP-30-30-020613

Lab ID#: 1302156A-16B

EPA METHOD TO-15 GC/MS FULL SCAN

File Name:	**p021507**	**Date of Collection:**	**2/6/13 11:45:00 AM**
Dil. Factor:	**8.80**	**Date of Analysis:**	**2/15/13 12:54 PM**

Compound	Rpt. Limit (ppbv)	Amount (ppbv)	Rpt. Limit (ug/m3)	Amount (ug/m3)
Dibromochloromethane	4.4	Not Detected	37	Not Detected
1,2-Dibromoethane (EDB)	4.4	Not Detected	34	Not Detected
Chlorobenzene	4.4	Not Detected	20	Not Detected
Ethyl Benzene	4.4	Not Detected	19	Not Detected
m,p-Xylene	4.4	Not Detected	19	Not Detected
o-Xylene	4.4	Not Detected	19	Not Detected
Styrene	4.4	Not Detected	19	Not Detected
Bromoform	4.4	Not Detected	45	Not Detected
Cumene	4.4	Not Detected	22	Not Detected
1,1,2,2-Tetrachloroethane	4.4	Not Detected	30	Not Detected
Propylbenzene	4.4	Not Detected	22	Not Detected
4-Ethyltoluene	4.4	Not Detected	22	Not Detected
1,3,5-Trimethylbenzene	4.4	Not Detected	22	Not Detected
1,2,4-Trimethylbenzene	4.4	Not Detected	22	Not Detected
1,3-Dichlorobenzene	4.4	Not Detected	26	Not Detected
1,4-Dichlorobenzene	4.4	Not Detected	26	Not Detected
alpha-Chlorotoluene	4.4	Not Detected	23	Not Detected
1,2-Dichlorobenzene	4.4	Not Detected	26	Not Detected
1,2,4-Trichlorobenzene	18	~~1.2 J~~	130	~~9.2 J~~
Hexachlorobutadiene	18	Not Detected	190	Not Detected
Butane	18	Not Detected	42	Not Detected
Isopentane	18	Not Detected	52	Not Detected

J = Estimated value.
E = Exceeds instrument calibration range.
Container Type: 1 Liter Summa Canister

Surrogates	%Recovery	Method Limits
Toluene-d8	93	70-130
1,2-Dichloroethane-d4	89	70-130
4-Bromofluorobenzene	105	70-130

eurofins | Air Toxics

Client Sample ID: VMP-32-5-020513
Lab ID#: 1302156A-17A

EPA METHOD TO-15 GC/MS FULL SCAN

File Name:	p021508	**Date of Collection:**	2/5/13 9:23:00 AM
Dil. Factor:	2.52	**Date of Analysis:**	2/15/13 01:51 PM

Compound	Rpt. Limit (ppbv)	Amount (ppbv)	Rpt. Limit (ug/m3)	Amount (ug/m3)
Freon 12	1.3	0.48 J	6.2	2.4 J
Freon 114	1.3	Not Detected	8.8	Not Detected
Chloromethane	13	Not Detected	26	Not Detected
Vinyl Chloride	1.3	Not Detected	3.2	Not Detected
1,3-Butadiene	1.3	Not Detected	2.8	Not Detected
Bromomethane	13	Not Detected	49	Not Detected
Chloroethane	5.0	Not Detected	13	Not Detected
Freon 11	1.3	~~0.22 J~~ U	7.1	~~1.2 J~~ U
Ethanol	5.0	6.5	9.5	12
Freon 113	1.3	Not Detected	9.6	Not Detected
1,1-Dichloroethene	1.3	Not Detected	5.0	Not Detected
Acetone	13	4.6 J	30	11 J
2-Propanol	5.0	5.5	12	13
Carbon Disulfide	5.0	~~0.94 J~~ U	16	~~2.9 J~~ U
3-Chloropropene	5.0	Not Detected	16	Not Detected
Methylene Chloride	13	~~0.23 J~~ U	44	~~0.81 J~~ U
Methyl tert-butyl ether	1.3	Not Detected	4.5	Not Detected
trans-1,2-Dichloroethene	1.3	Not Detected	5.0	Not Detected
Hexane	1.3	Not Detected	4.4	Not Detected
1,1-Dichloroethane	1.3	Not Detected	5.1	Not Detected
2-Butanone (Methyl Ethyl Ketone)	5.0	Not Detected	15	Not Detected
cis-1,2-Dichloroethene	1.3	Not Detected	5.0	Not Detected
Tetrahydrofuran	1.3	0.47 J	3.7	1.4 J
Chloroform	1.3	Not Detected	6.2	Not Detected
1,1,1-Trichloroethane	1.3	Not Detected	6.9	Not Detected
Cyclohexane	1.3	Not Detected	4.3	Not Detected
Carbon Tetrachloride	1.3	Not Detected	7.9	Not Detected
2,2,4-Trimethylpentane	1.3	1.8	5.9	8.6
Benzene	1.3	1.3	4.0	4.2
1,2-Dichloroethane	1.3	Not Detected	5.1	Not Detected
Heptane	1.3	Not Detected	5.2	Not Detected
Trichloroethene	1.3	Not Detected	6.8	Not Detected
1,2-Dichloropropane	1.3	Not Detected	5.8	Not Detected
1,4-Dioxane	5.0	Not Detected	18	Not Detected
Bromodichloromethane	1.3	Not Detected	8.4	Not Detected
cis-1,3-Dichloropropene	1.3	Not Detected	5.7	Not Detected
4-Methyl-2-pentanone	1.3	Not Detected	5.2	Not Detected
Toluene	1.3	~~0.12 J~~ U	4.7	~~0.44 J~~ U
trans-1,3-Dichloropropene	1.3	Not Detected	5.7	Not Detected
1,1,2-Trichloroethane	1.3	Not Detected	6.9	Not Detected
Tetrachloroethene	1.3	~~0.13 J~~ U	8.5	~~0.90 J~~ U
2-Hexanone	5.0	Not Detected	21	Not Detected

eurofins | Air Toxics

Client Sample ID: VMP-32-5-020513

Lab ID#: 1302156A-17A

EPA METHOD TO-15 GC/MS FULL SCAN

File Name:	**p021508**	**Date of Collection:**	**2/5/13 9:23:00 AM**
Dil. Factor:	**2.52**	**Date of Analysis:**	**2/15/13 01:51 PM**

Compound	Rpt. Limit (ppbv)	Amount (ppbv)	Rpt. Limit (ug/m3)	Amount (ug/m3)
Dibromochloromethane	1.3	Not Detected	11	Not Detected
1,2-Dibromoethane (EDB)	1.3	Not Detected	9.7	Not Detected
Chlorobenzene	1.3	Not Detected	5.8	Not Detected
Ethyl Benzene	1.3	Not Detected	5.5	Not Detected
m,p-Xylene	1.3	Not Detected	5.5	Not Detected
o-Xylene	1.3	Not Detected	5.5	Not Detected
Styrene	1.3	Not Detected	5.4	Not Detected
Bromoform	1.3	Not Detected	13	Not Detected
Cumene	1.3	Not Detected	6.2	Not Detected
1,1,2,2-Tetrachloroethane	1.3	Not Detected	8.6	Not Detected
Propylbenzene	1.3	~~0.14 J~~ U	6.2	~~0.71 J~~ U
4-Ethyltoluene	1.3	~~0.22 J~~ U	6.2	~~1.1 J~~ U
1,3,5-Trimethylbenzene	1.3	Not Detected	6.2	Not Detected
1,2,4-Trimethylbenzene	1.3	~~0.42 J~~ U	6.2	~~2.1 J~~ U
1,3-Dichlorobenzene	1.3	~~0.19 J~~ U	7.6	~~1.1 J~~ U
1,4-Dichlorobenzene	1.3	~~0.20 J~~ U	7.6	~~1.2 J~~ U
alpha-Chlorotoluene	1.3	Not Detected	6.5	Not Detected
1,2-Dichlorobenzene	1.3	Not Detected	7.6	Not Detected
1,2,4-Trichlorobenzene	5.0	~~0.63 J~~ U	37	~~4.6 J~~ U
Hexachlorobutadiene	5.0	Not Detected	54	Not Detected
Butane	5.0	Not Detected	12	Not Detected
Isopentane	5.0	0.77 J	15	2.3 J

J = Estimated value.

Container Type: 1 Liter Summa Canister

Surrogates	%Recovery	Method Limits
Toluene-d8	98	70-130
1,2-Dichloroethane-d4	89	70-130
4-Bromofluorobenzene	94	70-130

eurofins | Air Toxics

Client Sample ID: VMP-32-10-020513

Lab ID#: 1302156A-18A

EPA METHOD TO-15 GC/MS FULL SCAN

File Name:	p021509	**Date of Collection:**	2/5/13 10:09:00 AM
Dil. Factor:	2.52	**Date of Analysis:**	2/15/13 02:23 PM

Compound	Rpt. Limit (ppbv)	Amount (ppbv)	Rpt. Limit (ug/m3)	Amount (ug/m3)
Freon 12	1.3	0.52 J	6.2	2.6 J
Freon 114	1.3	Not Detected	8.8	Not Detected
Chloromethane	13	Not Detected	26	Not Detected
Vinyl Chloride	1.3	Not Detected	3.2	Not Detected
1,3-Butadiene	1.3	Not Detected	2.8	Not Detected
Bromomethane	13	Not Detected	49	Not Detected
Chloroethane	5.0	Not Detected	13	Not Detected
Freon 11	1.3	~~0.25 J~~ U	7.1	~~1.4 J~~ U
Ethanol	5.0	7.2	9.5	14
Freon 113	1.3	Not Detected	9.6	Not Detected
1,1-Dichloroethene	1.3	Not Detected	5.0	Not Detected
Acetone	13	3.9 J	30	9.2 J
2-Propanol	5.0	3.6 J	12	8.9 J
Carbon Disulfide	5.0	~~0.80 J~~ U	16	~~2.5 J~~ U
3-Chloropropene	5.0	Not Detected	16	Not Detected
Methylene Chloride	13	~~0.23 J~~ U	44	~~0.79 J~~ U
Methyl tert-butyl ether	1.3	Not Detected	4.5	Not Detected
trans-1,2-Dichloroethene	1.3	Not Detected	5.0	Not Detected
Hexane	1.3	Not Detected	4.4	Not Detected
1,1-Dichloroethane	1.3	Not Detected	5.1	Not Detected
2-Butanone (Methyl Ethyl Ketone)	5.0	Not Detected	15	Not Detected
cis-1,2-Dichloroethene	1.3	Not Detected	5.0	Not Detected
Tetrahydrofuran	1.3	0.47 J	3.7	1.4 J
Chloroform	1.3	Not Detected	6.2	Not Detected
1,1,1-Trichloroethane	1.3	Not Detected	6.9	Not Detected
Cyclohexane	1.3	Not Detected	4.3	Not Detected
Carbon Tetrachloride	1.3	Not Detected	7.9	Not Detected
2,2,4-Trimethylpentane	1.3	1.8	5.9	8.4
Benzene	1.3	1.6	4.0	5.1
1,2-Dichloroethane	1.3	Not Detected	5.1	Not Detected
Heptane	1.3	Not Detected	5.2	Not Detected
Trichloroethene	1.3	Not Detected	6.8	Not Detected
1,2-Dichloropropane	1.3	Not Detected	5.8	Not Detected
1,4-Dioxane	5.0	Not Detected	18	Not Detected
Bromodichloromethane	1.3	Not Detected	8.4	Not Detected
cis-1,3-Dichloropropene	1.3	Not Detected	5.7	Not Detected
4-Methyl-2-pentanone	1.3	Not Detected	5.2	Not Detected
Toluene	1.3	~~0.11 J~~ U	4.7	~~0.42 J~~ U
trans-1,3-Dichloropropene	1.3	Not Detected	5.7	Not Detected
1,1,2-Trichloroethane	1.3	Not Detected	6.9	Not Detected
Tetrachloroethene	1.3	~~0.13 J~~ U	8.5	~~0.90 J~~ U
2-Hexanone	5.0	Not Detected	21	Not Detected

eurofins | Air Toxics

Client Sample ID: VMP-32-10-020513

Lab ID#: 1302156A-18A

EPA METHOD TO-15 GC/MS FULL SCAN

File Name:	**p021509**	**Date of Collection:**	**2/5/13 10:09:00 AM**
Dil. Factor:	**2.52**	**Date of Analysis:**	**2/15/13 02:23 PM**

Compound	Rpt. Limit (ppbv)	Amount (ppbv)	Rpt. Limit (ug/m3)	Amount (ug/m3)
Dibromochloromethane	1.3	Not Detected	11	Not Detected
1,2-Dibromoethane (EDB)	1.3	Not Detected	9.7	Not Detected
Chlorobenzene	1.3	Not Detected	5.8	Not Detected
Ethyl Benzene	1.3	Not Detected	5.5	Not Detected
m,p-Xylene	1.3	Not Detected	5.5	Not Detected
o-Xylene	1.3	Not Detected	5.5	Not Detected
Styrene	1.3	Not Detected	5.4	Not Detected
Bromoform	1.3	Not Detected	13	Not Detected
Cumene	1.3	Not Detected	6.2	Not Detected
1,1,2,2-Tetrachloroethane	1.3	Not Detected	8.6	Not Detected
Propylbenzene	1.3	Not Detected	6.2	Not Detected
4-Ethyltoluene	1.3	~~0.11 J~~ U	6.2	~~0.55 J~~ U
1,3,5-Trimethylbenzene	1.3	Not Detected	6.2	Not Detected
1,2,4-Trimethylbenzene	1.3	Not Detected	6.2	Not Detected
1,3-Dichlorobenzene	1.3	Not Detected	7.6	Not Detected
1,4-Dichlorobenzene	1.3	Not Detected	7.6	Not Detected
alpha-Chlorotoluene	1.3	Not Detected	6.5	Not Detected
1,2-Dichlorobenzene	1.3	Not Detected	7.6	Not Detected
1,2,4-Trichlorobenzene	5.0	~~0.39 J~~ U	37	~~2.9 J~~ U
Hexachlorobutadiene	5.0	Not Detected	54	Not Detected
Butane	5.0	Not Detected	12	Not Detected
Isopentane	5.0	Not Detected	15	Not Detected

J = Estimated value.

Container Type: 1 Liter Summa Canister

Surrogates	%Recovery	Method Limits
Toluene-d8	97	70-130
1,2-Dichloroethane-d4	89	70-130
4-Bromofluorobenzene	95	70-130

eurofins | Air Toxics

Client Sample ID: VMP-32-20-020513

Lab ID#: 1302156A-19A

EPA METHOD TO-15 GC/MS FULL SCAN

File Name:	p021510	**Date of Collection:**	2/5/13 10:58:00 AM
Dil. Factor:	2.82	**Date of Analysis:**	2/15/13 03:04 PM

Compound	Rpt. Limit (ppbv)	Amount (ppbv)	Rpt. Limit (ug/m3)	Amount (ug/m3)
Freon 12	1.4	0.49 J	7.0	2.4 J
Freon 114	1.4	Not Detected	9.8	Not Detected
Chloromethane	14	Not Detected	29	Not Detected
Vinyl Chloride	1.4	Not Detected	3.6	Not Detected
1,3-Butadiene	1.4	Not Detected	3.1	Not Detected
Bromomethane	14	Not Detected	55	Not Detected
Chloroethane	5.6	Not Detected	15	Not Detected
Freon 11	1.4	~~0.23 J~~ U	7.9	~~1.3 J~~ U
Ethanol	5.6	1.8 J	11	3.5 J
Freon 113	1.4	Not Detected	11	Not Detected
1,1-Dichloroethene	1.4	Not Detected	5.6	Not Detected
Acetone	14	4.2 J	33	9.9 J
2-Propanol	5.6	2.6 J	14	6.4 J
Carbon Disulfide	5.6	~~0.80 J~~ U	18	~~2.5 J~~ U
3-Chloropropene	5.6	Not Detected	18	Not Detected
Methylene Chloride	14	~~0.18 J~~ U	49	~~0.63 J~~ U
Methyl tert-butyl ether	1.4	Not Detected	5.1	Not Detected
trans-1,2-Dichloroethene	1.4	Not Detected	5.6	Not Detected
Hexane	1.4	Not Detected	5.0	Not Detected
1,1-Dichloroethane	1.4	Not Detected	5.7	Not Detected
2-Butanone (Methyl Ethyl Ketone)	5.6	Not Detected	17	Not Detected
cis-1,2-Dichloroethene	1.4	Not Detected	5.6	Not Detected
Tetrahydrofuran	1.4	Not Detected	4.2	Not Detected
Chloroform	1.4	0.26 J	6.9	1.3 J
1,1,1-Trichloroethane	1.4	Not Detected	7.7	Not Detected
Cyclohexane	1.4	Not Detected	4.8	Not Detected
Carbon Tetrachloride	1.4	Not Detected	8.9	Not Detected
2,2,4-Trimethylpentane	1.4	6.1	6.6	28
Benzene	1.4	0.83 J	4.5	2.7 J
1,2-Dichloroethane	1.4	Not Detected	5.7	Not Detected
Heptane	1.4	Not Detected	5.8	Not Detected
Trichloroethene	1.4	Not Detected	7.6	Not Detected
1,2-Dichloropropane	1.4	Not Detected	6.5	Not Detected
1,4-Dioxane	5.6	Not Detected	20	Not Detected
Bromodichloromethane	1.4	Not Detected	9.4	Not Detected
cis-1,3-Dichloropropene	1.4	Not Detected	6.4	Not Detected
4-Methyl-2-pentanone	1.4	0.80 J	5.8	3.3 J
Toluene	1.4	~~0.13 J~~ U	5.3	~~0.49 J~~ U
trans-1,3-Dichloropropene	1.4	Not Detected	6.4	Not Detected
1,1,2-Trichloroethane	1.4	Not Detected	7.7	Not Detected
Tetrachloroethene	1.4	~~0.24 J~~ U	9.6	~~1.6 J~~ U
2-Hexanone	5.6	Not Detected	23	Not Detected

eurofins | Air Toxics

Client Sample ID: VMP-32-20-020513

Lab ID#: 1302156A-19A

EPA METHOD TO-15 GC/MS FULL SCAN

File Name:	**p021510**	**Date of Collection:**	**2/5/13 10:58:00 AM**
Dil. Factor:	**2.82**	**Date of Analysis:**	**2/15/13 03:04 PM**

Compound	Rpt. Limit (ppbv)	Amount (ppbv)	Rpt. Limit (ug/m3)	Amount (ug/m3)
Dibromochloromethane	1.4	Not Detected	12	Not Detected
1,2-Dibromoethane (EDB)	1.4	Not Detected	11	Not Detected
Chlorobenzene	1.4	Not Detected	6.5	Not Detected
Ethyl Benzene	1.4	Not Detected	6.1	Not Detected
m,p-Xylene	1.4	Not Detected	6.1	Not Detected
o-Xylene	1.4	Not Detected	6.1	Not Detected
Styrene	1.4	Not Detected	6.0	Not Detected
Bromoform	1.4	Not Detected	14	Not Detected
Cumene	1.4	Not Detected	6.9	Not Detected
1,1,2,2-Tetrachloroethane	1.4	Not Detected	9.7	Not Detected
Propylbenzene	1.4	Not Detected	6.9	Not Detected
4-Ethyltoluene	1.4	Not Detected	6.9	Not Detected
1,3,5-Trimethylbenzene	1.4	Not Detected	6.9	Not Detected
1,2,4-Trimethylbenzene	1.4	Not Detected	6.9	Not Detected
1,3-Dichlorobenzene	1.4	Not Detected	8.5	Not Detected
1,4-Dichlorobenzene	1.4	Not Detected	8.5	Not Detected
alpha-Chlorotoluene	1.4	Not Detected	7.3	Not Detected
1,2-Dichlorobenzene	1.4	Not Detected	8.5	Not Detected
1,2,4-Trichlorobenzene	5.6	~~0.43 J~~	42	~~3.2 J~~
Hexachlorobutadiene	5.6	Not Detected	60	Not Detected
Butane	5.6	Not Detected	13	Not Detected
Isopentane	5.6	Not Detected	17	Not Detected

J = Estimated value.

Container Type: 1 Liter Summa Canister

Surrogates	%Recovery	Method Limits
Toluene-d8	100	70-130
1,2-Dichloroethane-d4	91	70-130
4-Bromofluorobenzene	97	70-130

eurofins | Air Toxics

Client Sample ID: VMP-53-5-020513

Lab ID#: 1302156A-20A

EPA METHOD TO-15 GC/MS FULL SCAN

File Name:	**p021511**	**Date of Collection:**	**2/5/13 9:17:00 AM**
Dil. Factor:	**2.58**	**Date of Analysis:**	**2/15/13 03:45 PM**

Compound	Rpt. Limit (ppbv)	Amount (ppbv)	Rpt. Limit (ug/m3)	Amount (ug/m3)
Freon 12	1.3	0.44 J	6.4	2.2 J
Freon 114	1.3	Not Detected	9.0	Not Detected
Chloromethane	13	Not Detected	27	Not Detected
Vinyl Chloride	1.3	Not Detected	3.3	Not Detected
1,3-Butadiene	1.3	Not Detected	2.8	Not Detected
Bromomethane	13	Not Detected	50	Not Detected
Chloroethane	5.2	Not Detected	14	Not Detected
Freon 11	1.3	~~0.25 J~~ U	7.2	~~1.4 J~~ U
Ethanol	5.2	1.4 J	9.7	2.7 J
Freon 113	1.3	Not Detected	9.9	Not Detected
1,1-Dichloroethene	1.3	Not Detected	5.1	Not Detected
Acetone	13	6.5 J	31	15 J
2-Propanol	5.2	1.2 J	13	2.8 J
Carbon Disulfide	5.2	~~1.0 J~~ U	16	~~3.2 J~~ U
3-Chloropropene	5.2	Not Detected	16	Not Detected
Methylene Chloride	13	Not Detected	45	Not Detected
Methyl tert-butyl ether	1.3	Not Detected	4.6	Not Detected
trans-1,2-Dichloroethene	1.3	Not Detected	5.1	Not Detected
Hexane	1.3	0.26 J	4.5	0.92 J
1,1-Dichloroethane	1.3	Not Detected	5.2	Not Detected
2-Butanone (Methyl Ethyl Ketone)	5.2	Not Detected	15	Not Detected
cis-1,2-Dichloroethene	1.3	Not Detected	5.1	Not Detected
Tetrahydrofuran	1.3	Not Detected	3.8	Not Detected
Chloroform	1.3	Not Detected	6.3	Not Detected
1,1,1-Trichloroethane	1.3	Not Detected	7.0	Not Detected
Cyclohexane	1.3	Not Detected	4.4	Not Detected
Carbon Tetrachloride	1.3	Not Detected	8.1	Not Detected
2,2,4-Trimethylpentane	1.3	0.44 J	6.0	2.0 J
Benzene	1.3	Not Detected	4.1	Not Detected
1,2-Dichloroethane	1.3	Not Detected	5.2	Not Detected
Heptane	1.3	Not Detected	5.3	Not Detected
Trichloroethene	1.3	Not Detected	6.9	Not Detected
1,2-Dichloropropane	1.3	Not Detected	6.0	Not Detected
1,4-Dioxane	5.2	Not Detected	18	Not Detected
Bromodichloromethane	1.3	Not Detected	8.6	Not Detected
cis-1,3-Dichloropropene	1.3	Not Detected	5.8	Not Detected
4-Methyl-2-pentanone	1.3	Not Detected	5.3	Not Detected
Toluene	1.3	~~0.11 J~~ U	4.9	~~0.42 J~~ U
trans-1,3-Dichloropropene	1.3	Not Detected	5.8	Not Detected
1,1,2-Trichloroethane	1.3	Not Detected	7.0	Not Detected
Tetrachloroethene	1.3	~~0.18 J~~ U	8.8	~~1.2 J~~ U
2-Hexanone	5.2	Not Detected	21	Not Detected

eurofins | Air Toxics

Client Sample ID: VMP-53-5-020513

Lab ID#: 1302156A-20A

EPA METHOD TO-15 GC/MS FULL SCAN

File Name:	p021511	**Date of Collection:**	2/5/13 9:17:00 AM
Dil. Factor:	2.58	**Date of Analysis:**	2/15/13 03:45 PM

Compound	Rpt. Limit (ppbv)	Amount (ppbv)	Rpt. Limit (ug/m3)	Amount (ug/m3)
Dibromochloromethane	1.3	Not Detected	11	Not Detected
1,2-Dibromoethane (EDB)	1.3	Not Detected	9.9	Not Detected
Chlorobenzene	1.3	Not Detected	5.9	Not Detected
Ethyl Benzene	1.3	Not Detected	5.6	Not Detected
m,p-Xylene	1.3	Not Detected	5.6	Not Detected
o-Xylene	1.3	Not Detected	5.6	Not Detected
Styrene	1.3	Not Detected	5.5	Not Detected
Bromoform	1.3	Not Detected	13	Not Detected
Cumene	1.3	Not Detected	6.3	Not Detected
1,1,2,2-Tetrachloroethane	1.3	Not Detected	8.8	Not Detected
Propylbenzene	1.3	Not Detected	6.3	Not Detected
4-Ethyltoluene	1.3	Not Detected	6.3	Not Detected
1,3,5-Trimethylbenzene	1.3	Not Detected	6.3	Not Detected
1,2,4-Trimethylbenzene	1.3	Not Detected	6.3	Not Detected
1,3-Dichlorobenzene	1.3	Not Detected	7.8	Not Detected
1,4-Dichlorobenzene	1.3	Not Detected	7.8	Not Detected
alpha-Chlorotoluene	1.3	Not Detected	6.7	Not Detected
1,2-Dichlorobenzene	1.3	Not Detected	7.8	Not Detected
1,2,4-Trichlorobenzene	5.2	Not Detected	38	Not Detected
Hexachlorobutadiene	5.2	Not Detected	55	Not Detected
Butane	5.2	1.3 J	12	3.2 J
Isopentane	5.2	0.58 J	15	1.7 J

J = Estimated value.

Container Type: 1 Liter Summa Canister

Surrogates	%Recovery	Method Limits
Toluene-d8	97	70-130
1,2-Dichloroethane-d4	94	70-130
4-Bromofluorobenzene	95	70-130

eurofins | Air Toxics

Client Sample ID: VMP-53-10-020513

Lab ID#: 1302156A-21A

EPA METHOD TO-15 GC/MS FULL SCAN

File Name:	**p021512**	**Date of Collection:**	**2/5/13 10:04:00 AM**
Dil. Factor:	**2.64**	**Date of Analysis:**	**2/15/13 04:28 PM**

Compound	Rpt. Limit (ppbv)	Amount (ppbv)	Rpt. Limit (ug/m3)	Amount (ug/m3)
Freon 12	1.3	0.56 J	6.5	2.8 J
Freon 114	1.3	Not Detected	9.2	Not Detected
Chloromethane	13	Not Detected	27	Not Detected
Vinyl Chloride	1.3	Not Detected	3.4	Not Detected
1,3-Butadiene	1.3	Not Detected	2.9	Not Detected
Bromomethane	13	Not Detected	51	Not Detected
Chloroethane	5.3	Not Detected	14	Not Detected
Freon 11	1.3	~~0.22 J~~ U	7.4	~~1.3 J~~ U
Ethanol	5.3	0.93 J	9.9	1.8 J
Freon 113	1.3	Not Detected	10	Not Detected
1,1-Dichloroethene	1.3	Not Detected	5.2	Not Detected
Acetone	13	4.0 J	31	9.4 J
2-Propanol	5.3	2.1 J	13	5.2 J
Carbon Disulfide	5.3	~~0.76 J~~ U	16	~~2.4 J~~ U
3-Chloropropene	5.3	Not Detected	16	Not Detected
Methylene Chloride	13	Not Detected	46	Not Detected
Methyl tert-butyl ether	1.3	Not Detected	4.8	Not Detected
trans-1,2-Dichloroethene	1.3	Not Detected	5.2	Not Detected
Hexane	1.3	1.1 J	4.6	4.0 J
1,1-Dichloroethane	1.3	Not Detected	5.3	Not Detected
2-Butanone (Methyl Ethyl Ketone)	5.3	Not Detected	16	Not Detected
cis-1,2-Dichloroethene	1.3	Not Detected	5.2	Not Detected
Tetrahydrofuran	1.3	Not Detected	3.9	Not Detected
Chloroform	1.3	Not Detected	6.4	Not Detected
1,1,1-Trichloroethane	1.3	Not Detected	7.2	Not Detected
Cyclohexane	1.3	1.2 J	4.5	4.3 J
Carbon Tetrachloride	1.3	Not Detected	8.3	Not Detected
2,2,4-Trimethylpentane	1.3	0.81 J	6.2	3.8 J
Benzene	1.3	18	4.2	59
1,2-Dichloroethane	1.3	Not Detected	5.3	Not Detected
Heptane	1.3	0.40 J	5.4	1.6 J
Trichloroethene	1.3	Not Detected	7.1	Not Detected
1,2-Dichloropropane	1.3	Not Detected	6.1	Not Detected
1,4-Dioxane	5.3	Not Detected	19	Not Detected
Bromodichloromethane	1.3	Not Detected	8.8	Not Detected
cis-1,3-Dichloropropene	1.3	Not Detected	6.0	Not Detected
4-Methyl-2-pentanone	1.3	Not Detected	5.4	Not Detected
Toluene	1.3	~~0.15 J~~ U	5.0	~~0.58 J~~ U
trans-1,3-Dichloropropene	1.3	Not Detected	6.0	Not Detected
1,1,2-Trichloroethane	1.3	Not Detected	7.2	Not Detected
Tetrachloroethene	1.3	Not Detected	9.0	Not Detected
2-Hexanone	5.3	Not Detected	22	Not Detected

eurofins | Air Toxics

Client Sample ID: VMP-53-10-020513

Lab ID#: 1302156A-21A

EPA METHOD TO-15 GC/MS FULL SCAN

File Name:	**p021512**	**Date of Collection: 2/5/13 10:04:00 AM**	
Dil. Factor:	**2.64**	**Date of Analysis: 2/15/13 04:28 PM**	

Compound	Rpt. Limit (ppbv)	Amount (ppbv)	Rpt. Limit (ug/m3)	Amount (ug/m3)
Dibromochloromethane	1.3	Not Detected	11	Not Detected
1,2-Dibromoethane (EDB)	1.3	Not Detected	10	Not Detected
Chlorobenzene	1.3	Not Detected	6.1	Not Detected
Ethyl Benzene	1.3	Not Detected	5.7	Not Detected
m,p-Xylene	1.3	Not Detected	5.7	Not Detected
o-Xylene	1.3	Not Detected	5.7	Not Detected
Styrene	1.3	Not Detected	5.6	Not Detected
Bromoform	1.3	Not Detected	14	Not Detected
Cumene	1.3	Not Detected	6.5	Not Detected
1,1,2,2-Tetrachloroethane	1.3	Not Detected	9.1	Not Detected
Propylbenzene	1.3	Not Detected	6.5	Not Detected
4-Ethyltoluene	1.3	Not Detected	6.5	Not Detected
1,3,5-Trimethylbenzene	1.3	Not Detected	6.5	Not Detected
1,2,4-Trimethylbenzene	1.3	Not Detected	6.5	Not Detected
1,3-Dichlorobenzene	1.3	Not Detected	7.9	Not Detected
1,4-Dichlorobenzene	1.3	Not Detected	7.9	Not Detected
alpha-Chlorotoluene	1.3	Not Detected	6.8	Not Detected
1,2-Dichlorobenzene	1.3	Not Detected	7.9	Not Detected
1,2,4-Trichlorobenzene	5.3	Not Detected	39	Not Detected
Hexachlorobutadiene	5.3	Not Detected	56	Not Detected
Butane	5.3	2.2 J	12	5.1 J
Isopentane	5.3	4.3 J	16	13 J

J = Estimated value.

Container Type: 1 Liter Summa Canister

Surrogates	%Recovery	Method Limits
Toluene-d8	97	70-130
1,2-Dichloroethane-d4	92	70-130
4-Bromofluorobenzene	97	70-130

eurofins | Air Toxics

Client Sample ID: VMP-53-10-020513-DUP

Lab ID#: 1302156A-22A

EPA METHOD TO-15 GC/MS FULL SCAN

File Name:	p021513	**Date of Collection:**	2/5/13 10:04:00 AM
Dil. Factor:	2.47	**Date of Analysis:**	2/15/13 04:59 PM

Compound	Rpt. Limit (ppbv)	Amount (ppbv)	Rpt. Limit (ug/m3)	Amount (ug/m3)
Freon 12	1.2	0.49 J	6.1	2.4 J
Freon 114	1.2	Not Detected	8.6	Not Detected
Chloromethane	12	Not Detected	26	Not Detected
Vinyl Chloride	1.2	Not Detected	3.2	Not Detected
1,3-Butadiene	1.2	Not Detected	2.7	Not Detected
Bromomethane	12	Not Detected	48	Not Detected
Chloroethane	4.9	Not Detected	13	Not Detected
Freon 11	1.2	~~0.21 J~~	6.9	~~1.2 J~~
Ethanol	4.9	Not Detected	9.3	Not Detected
Freon 113	1.2	Not Detected	9.5	Not Detected
1,1-Dichloroethene	1.2	Not Detected	4.9	Not Detected
Acetone	12	4.0 J	29	9.6 J
2-Propanol	4.9	0.57 J	12	1.4 J
Carbon Disulfide	4.9	~~0.60 J~~	15	~~1.9 J~~
3-Chloropropene	4.9	Not Detected	15	Not Detected
Methylene Chloride	12	Not Detected	43	Not Detected
Methyl tert-butyl ether	1.2	Not Detected	4.4	Not Detected
trans-1,2-Dichloroethene	1.2	Not Detected	4.9	Not Detected
Hexane	1.2	0.60 J	4.4	2.1 J
1,1-Dichloroethane	1.2	Not Detected	5.0	Not Detected
2-Butanone (Methyl Ethyl Ketone)	4.9	Not Detected	14	Not Detected
cis-1,2-Dichloroethene	1.2	Not Detected	4.9	Not Detected
Tetrahydrofuran	1.2	Not Detected	3.6	Not Detected
Chloroform	1.2	Not Detected	6.0	Not Detected
1,1,1-Trichloroethane	1.2	Not Detected	6.7	Not Detected
Cyclohexane	1.2	Not Detected	4.2	Not Detected
Carbon Tetrachloride	1.2	Not Detected	7.8	Not Detected
2,2,4-Trimethylpentane	1.2	~~0.22 J~~	5.8	~~1.0 J~~
Benzene	1.2	5.4	3.9	17
1,2-Dichloroethane	1.2	Not Detected	5.0	Not Detected
Heptane	1.2	0.32 J	5.1	1.3 J
Trichloroethene	1.2	Not Detected	6.6	Not Detected
1,2-Dichloropropane	1.2	Not Detected	5.7	Not Detected
1,4-Dioxane	4.9	Not Detected	18	Not Detected
Bromodichloromethane	1.2	Not Detected	8.3	Not Detected
cis-1,3-Dichloropropene	1.2	Not Detected	5.6	Not Detected
4-Methyl-2-pentanone	1.2	Not Detected	5.0	Not Detected
Toluene	1.2	~~0.12 J~~	4.6	~~0.47 J~~
trans-1,3-Dichloropropene	1.2	Not Detected	5.6	Not Detected
1,1,2-Trichloroethane	1.2	Not Detected	6.7	Not Detected
Tetrachloroethene	1.2	Not Detected	8.4	Not Detected
2-Hexanone	4.9	Not Detected	20	Not Detected

eurofins | Air Toxics

Client Sample ID: VMP-53-10-020513-DUP

Lab ID#: 1302156A-22A

EPA METHOD TO-15 GC/MS FULL SCAN

File Name:	**p021513**	**Date of Collection: 2/5/13 10:04:00 AM**	
Dil. Factor:	**2.47**	**Date of Analysis: 2/15/13 04:59 PM**	

Compound	Rpt. Limit (ppbv)	Amount (ppbv)	Rpt. Limit (ug/m3)	Amount (ug/m3)
Dibromochloromethane	1.2	Not Detected	10	Not Detected
1,2-Dibromoethane (EDB)	1.2	Not Detected	9.5	Not Detected
Chlorobenzene	1.2	Not Detected	5.7	Not Detected
Ethyl Benzene	1.2	Not Detected	5.4	Not Detected
m,p-Xylene	1.2	Not Detected	5.4	Not Detected
o-Xylene	1.2	Not Detected	5.4	Not Detected
Styrene	1.2	Not Detected	5.3	Not Detected
Bromoform	1.2	Not Detected	13	Not Detected
Cumene	1.2	Not Detected	6.1	Not Detected
1,1,2,2-Tetrachloroethane	1.2	Not Detected	8.5	Not Detected
Propylbenzene	1.2	Not Detected	6.1	Not Detected
4-Ethyltoluene	1.2	Not Detected	6.1	Not Detected
1,3,5-Trimethylbenzene	1.2	Not Detected	6.1	Not Detected
1,2,4-Trimethylbenzene	1.2	Not Detected	6.1	Not Detected
1,3-Dichlorobenzene	1.2	Not Detected	7.4	Not Detected
1,4-Dichlorobenzene	1.2	Not Detected	7.4	Not Detected
alpha-Chlorotoluene	1.2	Not Detected	6.4	Not Detected
1,2-Dichlorobenzene	1.2	Not Detected	7.4	Not Detected
1,2,4-Trichlorobenzene	4.9	Not Detected	37	Not Detected
Hexachlorobutadiene	4.9	Not Detected	53	Not Detected
Butane	4.9	1.4 J	12	3.2 J
Isopentane	4.9	2.2 J	14	6.5 J

J = Estimated value.

Container Type: 1 Liter Summa Canister

Surrogates	%Recovery	Method Limits
Toluene-d8	96	70-130
1,2-Dichloroethane-d4	95	70-130
4-Bromofluorobenzene	97	70-130

eurofins | Air Toxics

Client Sample ID: VMP-53-20-020513

Lab ID#: 1302156A-23A

EPA METHOD TO-15 GC/MS FULL SCAN

File Name:	p021514	**Date of Collection:**	2/5/13 10:47:00 AM
Dil. Factor:	2.64	**Date of Analysis:**	2/15/13 05:21 PM

Compound	Rpt. Limit (ppbv)	Amount (ppbv)	Rpt. Limit (ug/m3)	Amount (ug/m3)
Freon 12	1.3	0.52 J	6.5	2.6 J
Freon 114	1.3	Not Detected	9.2	Not Detected
Chloromethane	13	Not Detected	27	Not Detected
Vinyl Chloride	1.3	Not Detected	3.4	Not Detected
1,3-Butadiene	1.3	Not Detected	2.9	Not Detected
Bromomethane	13	Not Detected	51	Not Detected
Chloroethane	5.3	Not Detected	14	Not Detected
Freon 11	1.3	~~0.23 J~~ U	7.4	~~1.3 J~~ U
Ethanol	5.3	1.7 J	9.9	3.2 J
Freon 113	1.3	Not Detected	10	Not Detected
1,1-Dichloroethene	1.3	Not Detected	5.2	Not Detected
Acetone	13	4.7 J	31	11 J
2-Propanol	5.3	0.70 J	13	1.7 J
Carbon Disulfide	5.3	~~0.74 J~~ U	16	~~2.3 J~~ U
3-Chloropropene	5.3	Not Detected	16	Not Detected
Methylene Chloride	13	Not Detected	46	Not Detected
Methyl tert-butyl ether	1.3	Not Detected	4.8	Not Detected
trans-1,2-Dichloroethene	1.3	Not Detected	5.2	Not Detected
Hexane	1.3	0.45 J	4.6	1.6 J
1,1-Dichloroethane	1.3	Not Detected	5.3	Not Detected
2-Butanone (Methyl Ethyl Ketone)	5.3	Not Detected	16	Not Detected
cis-1,2-Dichloroethene	1.3	Not Detected	5.2	Not Detected
Tetrahydrofuran	1.3	Not Detected	3.9	Not Detected
Chloroform	1.3	1.0 J	6.4	5.1 J
1,1,1-Trichloroethane	1.3	Not Detected	7.2	Not Detected
Cyclohexane	1.3	Not Detected	4.5	Not Detected
Carbon Tetrachloride	1.3	Not Detected	8.3	Not Detected
2,2,4-Trimethylpentane	1.3	0.51 J	6.2	2.4 J
Benzene	1.3	27	4.2	86
1,2-Dichloroethane	1.3	Not Detected	5.3	Not Detected
Heptane	1.3	Not Detected	5.4	Not Detected
Trichloroethene	1.3	Not Detected	7.1	Not Detected
1,2-Dichloropropane	1.3	Not Detected	6.1	Not Detected
1,4-Dioxane	5.3	Not Detected	19	Not Detected
Bromodichloromethane	1.3	Not Detected	8.8	Not Detected
cis-1,3-Dichloropropene	1.3	Not Detected	6.0	Not Detected
4-Methyl-2-pentanone	1.3	Not Detected	5.4	Not Detected
Toluene	1.3	~~0.28 J~~ U	5.0	~~1.0 J~~ U
trans-1,3-Dichloropropene	1.3	Not Detected	6.0	Not Detected
1,1,2-Trichloroethane	1.3	Not Detected	7.2	Not Detected
Tetrachloroethene	1.3	~~0.15 J~~ U	9.0	~~1.0 J~~ U
2-Hexanone	5.3	Not Detected	22	Not Detected

eurofins | Air Toxics

Client Sample ID: VMP-53-20-020513

Lab ID#: 1302156A-23A

EPA METHOD TO-15 GC/MS FULL SCAN

File Name:	**p021514**	**Date of Collection: 2/5/13 10:47:00 AM**	
Dil. Factor:	**2.64**	**Date of Analysis: 2/15/13 05:21 PM**	

Compound	Rpt. Limit (ppbv)	Amount (ppbv)	Rpt. Limit (ug/m3)	Amount (ug/m3)
Dibromochloromethane	1.3	Not Detected	11	Not Detected
1,2-Dibromoethane (EDB)	1.3	Not Detected	10	Not Detected
Chlorobenzene	1.3	Not Detected	6.1	Not Detected
Ethyl Benzene	1.3	Not Detected	5.7	Not Detected
m,p-Xylene	1.3	Not Detected	5.7	Not Detected
o-Xylene	1.3	Not Detected	5.7	Not Detected
Styrene	1.3	Not Detected	5.6	Not Detected
Bromoform	1.3	Not Detected	14	Not Detected
Cumene	1.3	Not Detected	6.5	Not Detected
1,1,2,2-Tetrachloroethane	1.3	Not Detected	9.1	Not Detected
Propylbenzene	1.3	~~0.14 J~~ U	6.5	~~0.67 J~~ U
4-Ethyltoluene	1.3	Not Detected	6.5	Not Detected
1,3,5-Trimethylbenzene	1.3	Not Detected	6.5	Not Detected
1,2,4-Trimethylbenzene	1.3	Not Detected	6.5	Not Detected
1,3-Dichlorobenzene	1.3	Not Detected	7.9	Not Detected
1,4-Dichlorobenzene	1.3	Not Detected	7.9	Not Detected
alpha-Chlorotoluene	1.3	Not Detected	6.8	Not Detected
1,2-Dichlorobenzene	1.3	Not Detected	7.9	Not Detected
1,2,4-Trichlorobenzene	5.3	~~0.36 J~~ U	39	~~2.7 J~~ U
Hexachlorobutadiene	5.3	Not Detected	56	Not Detected
Butane	5.3	Not Detected	12	Not Detected
Isopentane	5.3	2.0 J	16	6.0 J

J = Estimated value.

Container Type: 1 Liter Summa Canister

Surrogates	%Recovery	Method Limits
Toluene-d8	97	70-130
1,2-Dichloroethane-d4	92	70-130
4-Bromofluorobenzene	101	70-130

eurofins | Air Toxics

Client Sample ID: VMP-53-30-020513

Lab ID#: 1302156A-24A

EPA METHOD TO-15 GC/MS FULL SCAN

File Name:	p021515	**Date of Collection:**	2/5/13 11:29:00 AM
Dil. Factor:	2.69	**Date of Analysis:**	2/15/13 05:48 PM

Compound	Rpt. Limit (ppbv)	Amount (ppbv)	Rpt. Limit (ug/m3)	Amount (ug/m3)
Freon 12	1.3	0.52 J	6.6	2.6 J
Freon 114	1.3	Not Detected	9.4	Not Detected
Chloromethane	13	Not Detected	28	Not Detected
Vinyl Chloride	1.3	Not Detected	3.4	Not Detected
1,3-Butadiene	1.3	Not Detected	3.0	Not Detected
Bromomethane	13	Not Detected	52	Not Detected
Chloroethane	5.4	Not Detected	14	Not Detected
Freon 11	1.3	~~0.23 J~~ U	7.6	~~1.3 J~~ U
Ethanol	5.4	Not Detected	10	Not Detected
Freon 113	1.3	Not Detected	10	Not Detected
1,1-Dichloroethene	1.3	Not Detected	5.3	Not Detected
Acetone	13	3.2 J	32	7.6 J
2-Propanol	5.4	0.51 J	13	1.2 J
Carbon Disulfide	5.4	~~0.77 J~~ U	17	~~2.4 J~~ U
3-Chloropropene	5.4	Not Detected	17	Not Detected
Methylene Chloride	13	Not Detected	47	Not Detected
Methyl tert-butyl ether	1.3	Not Detected	4.8	Not Detected
trans-1,2-Dichloroethene	1.3	Not Detected	5.3	Not Detected
Hexane	1.3	0.23 J	4.7	0.81 J
1,1-Dichloroethane	1.3	Not Detected	5.4	Not Detected
2-Butanone (Methyl Ethyl Ketone)	5.4	Not Detected	16	Not Detected
cis-1,2-Dichloroethene	1.3	Not Detected	5.3	Not Detected
Tetrahydrofuran	1.3	Not Detected	4.0	Not Detected
Chloroform	1.3	2.4	6.6	12
1,1,1-Trichloroethane	1.3	Not Detected	7.3	Not Detected
Cyclohexane	1.3	Not Detected	4.6	Not Detected
Carbon Tetrachloride	1.3	Not Detected	8.5	Not Detected
2,2,4-Trimethylpentane	1.3	0.50 J	6.3	2.3 J
Benzene	1.3	Not Detected	4.3	Not Detected
1,2-Dichloroethane	1.3	Not Detected	5.4	Not Detected
Heptane	1.3	Not Detected	5.5	Not Detected
Trichloroethene	1.3	Not Detected	7.2	Not Detected
1,2-Dichloropropane	1.3	Not Detected	6.2	Not Detected
1,4-Dioxane	5.4	Not Detected	19	Not Detected
Bromodichloromethane	1.3	Not Detected	9.0	Not Detected
cis-1,3-Dichloropropene	1.3	Not Detected	6.1	Not Detected
4-Methyl-2-pentanone	1.3	Not Detected	5.5	Not Detected
Toluene	1.3	~~0.16 J~~ U	5.1	~~0.58 J~~ U
trans-1,3-Dichloropropene	1.3	Not Detected	6.1	Not Detected
1,1,2-Trichloroethane	1.3	Not Detected	7.3	Not Detected
Tetrachloroethene	1.3	~~0.17 J~~ U	9.1	~~1.2 J~~ U
2-Hexanone	5.4	Not Detected	22	Not Detected

eurofins | Air Toxics

Client Sample ID: VMP-53-30-020513

Lab ID#: 1302156A-24A

EPA METHOD TO-15 GC/MS FULL SCAN

File Name:	**p021515**	**Date of Collection:**	**2/5/13 11:29:00 AM**
Dil. Factor:	**2.69**	**Date of Analysis:**	**2/15/13 05:48 PM**

Compound	Rpt. Limit (ppbv)	Amount (ppbv)	Rpt. Limit (ug/m3)	Amount (ug/m3)
Dibromochloromethane	1.3	Not Detected	11	Not Detected
1,2-Dibromoethane (EDB)	1.3	Not Detected	10	Not Detected
Chlorobenzene	1.3	Not Detected	6.2	Not Detected
Ethyl Benzene	1.3	Not Detected	5.8	Not Detected
m,p-Xylene	1.3	Not Detected	5.8	Not Detected
o-Xylene	1.3	Not Detected	5.8	Not Detected
Styrene	1.3	Not Detected	5.7	Not Detected
Bromoform	1.3	Not Detected	14	Not Detected
Cumene	1.3	Not Detected	6.6	Not Detected
1,1,2,2-Tetrachloroethane	1.3	Not Detected	9.2	Not Detected
Propylbenzene	1.3	Not Detected	6.6	Not Detected
4-Ethyltoluene	1.3	Not Detected	6.6	Not Detected
1,3,5-Trimethylbenzene	1.3	Not Detected	6.6	Not Detected
1,2,4-Trimethylbenzene	1.3	Not Detected	6.6	Not Detected
1,3-Dichlorobenzene	1.3	Not Detected	8.1	Not Detected
1,4-Dichlorobenzene	1.3	Not Detected	8.1	Not Detected
alpha-Chlorotoluene	1.3	Not Detected	7.0	Not Detected
1,2-Dichlorobenzene	1.3	Not Detected	8.1	Not Detected
1,2,4-Trichlorobenzene	5.4	Not Detected	40	Not Detected
Hexachlorobutadiene	5.4	Not Detected	57	Not Detected
Butane	5.4	Not Detected	13	Not Detected
Isopentane	5.4	Not Detected	16	Not Detected

J = Estimated value.

Container Type: 1 Liter Summa Canister

Surrogates	%Recovery	Method Limits
Toluene-d8	97	70-130
1,2-Dichloroethane-d4	92	70-130
4-Bromofluorobenzene	94	70-130

eurofins | Air Toxics

Client Sample ID: VMP-54-5-020613

Lab ID#: 1302156A-25A

EPA METHOD TO-15 GC/MS FULL SCAN

File Name:	**p021516**	**Date of Collection: 2/6/13 10:18:00 AM**	
Dil. Factor:	**2.76**	**Date of Analysis: 2/15/13 06:19 PM**	

Compound	Rpt. Limit (ppbv)	Amount (ppbv)	Rpt. Limit (ug/m3)	Amount (ug/m3)
Freon 12	1.4	0.42 J	6.8	2.1 J
Freon 114	1.4	Not Detected	9.6	Not Detected
Chloromethane	14	Not Detected	28	Not Detected
Vinyl Chloride	1.4	Not Detected	3.5	Not Detected
1,3-Butadiene	1.4	Not Detected	3.0	Not Detected
Bromomethane	14	Not Detected	54	Not Detected
Chloroethane	5.5	Not Detected	14	Not Detected
Freon 11	1.4	~~0.22 J~~ U	7.8	~~1.2 J~~ U
Ethanol	5.5	2.0 J	10	3.7 J
Freon 113	1.4	Not Detected	10	Not Detected
1,1-Dichloroethene	1.4	Not Detected	5.5	Not Detected
Acetone	14	3.8 J	33	9.2 J
2-Propanol	5.5	2.4 J	14	5.8 J
Carbon Disulfide	5.5	~~1.2 J~~ U	17	~~3.7 J~~ U
3-Chloropropene	5.5	Not Detected	17	Not Detected
Methylene Chloride	14	Not Detected	48	Not Detected
Methyl tert-butyl ether	1.4	Not Detected	5.0	Not Detected
trans-1,2-Dichloroethene	1.4	Not Detected	5.5	Not Detected
Hexane	1.4	1.7	4.9	6.0
1,1-Dichloroethane	1.4	Not Detected	5.6	Not Detected
2-Butanone (Methyl Ethyl Ketone)	5.5	Not Detected	16	Not Detected
cis-1,2-Dichloroethene	1.4	Not Detected	5.5	Not Detected
Tetrahydrofuran	1.4	Not Detected	4.1	Not Detected
Chloroform	1.4	Not Detected	6.7	Not Detected
1,1,1-Trichloroethane	1.4	Not Detected	7.5	Not Detected
Cyclohexane	1.4	0.77 J	4.8	2.6 J
Carbon Tetrachloride	1.4	Not Detected	8.7	Not Detected
2,2,4-Trimethylpentane	1.4	4.8	6.4	22
Benzene	1.4	0.74 J	4.4	2.4 J
1,2-Dichloroethane	1.4	Not Detected	5.6	Not Detected
Heptane	1.4	1.2 J	5.6	5.0 J
Trichloroethene	1.4	Not Detected	7.4	Not Detected
1,2-Dichloropropane	1.4	Not Detected	6.4	Not Detected
1,4-Dioxane	5.5	Not Detected	20	Not Detected
Bromodichloromethane	1.4	Not Detected	9.2	Not Detected
cis-1,3-Dichloropropene	1.4	Not Detected	6.3	Not Detected
4-Methyl-2-pentanone	1.4	Not Detected	5.6	Not Detected
Toluene	1.4	2.4	5.2	9.2
trans-1,3-Dichloropropene	1.4	Not Detected	6.3	Not Detected
1,1,2-Trichloroethane	1.4	Not Detected	7.5	Not Detected
Tetrachloroethene	1.4	~~0.19 J~~ U	9.4	~~1.3 J~~ U
2-Hexanone	5.5	Not Detected	23	Not Detected

eurofins | Air Toxics

Client Sample ID: VMP-54-5-020613

Lab ID#: 1302156A-25A

EPA METHOD TO-15 GC/MS FULL SCAN

File Name:	**p021516**	**Date of Collection: 2/6/13 10:18:00 AM**	
Dil. Factor:	**2.76**	**Date of Analysis: 2/15/13 06:19 PM**	

Compound	Rpt. Limit (ppbv)	Amount (ppbv)	Rpt. Limit (ug/m3)	Amount (ug/m3)
Dibromochloromethane	1.4	Not Detected	12	Not Detected
1,2-Dibromoethane (EDB)	1.4	Not Detected	11	Not Detected
Chlorobenzene	1.4	Not Detected	6.4	Not Detected
Ethyl Benzene	1.4	2.6	6.0	11
m,p-Xylene	1.4	8.4	6.0	36
o-Xylene	1.4	4.7	6.0	20
Styrene	1.4	Not Detected	5.9	Not Detected
Bromoform	1.4	Not Detected	14	Not Detected
Cumene	1.4	~~0.68 J~~ U	6.8	~~3.4 J~~ U
1,1,2,2-Tetrachloroethane	1.4	Not Detected	9.5	Not Detected
Propylbenzene	1.4	2.2	6.8	11
4-Ethyltoluene	1.4	8.7	6.8	43
1,3,5-Trimethylbenzene	1.4	2.9	6.8	14
1,2,4-Trimethylbenzene	1.4	9.6	6.8	47
1,3-Dichlorobenzene	1.4	Not Detected	8.3	Not Detected
1,4-Dichlorobenzene	1.4	Not Detected	8.3	Not Detected
alpha-Chlorotoluene	1.4	Not Detected	7.1	Not Detected
1,2-Dichlorobenzene	1.4	Not Detected	8.3	Not Detected
1,2,4-Trichlorobenzene	5.5	Not Detected	41	Not Detected
Hexachlorobutadiene	5.5	Not Detected	59	Not Detected
Butane	5.5	10	13	25
Isopentane	5.5	9.4	16	28

J = Estimated value.

Container Type: 1 Liter Summa Canister

Surrogates	%Recovery	Method Limits
Toluene-d8	99	70-130
1,2-Dichloroethane-d4	98	70-130
4-Bromofluorobenzene	97	70-130

eurofins | Air Toxics

Client Sample ID: VMP-54-10-020613

Lab ID#: 1302156A-26A

EPA METHOD TO-15 GC/MS FULL SCAN

File Name:	**p021517**	**Date of Collection:**	**2/6/13 11:52:00 AM**
Dil. Factor:	**2.82**	**Date of Analysis:**	**2/15/13 06:42 PM**

Compound	Rpt. Limit (ppbv)	Amount (ppbv)	Rpt. Limit (ug/m3)	Amount (ug/m3)
Freon 12	1.4	0.58 J	7.0	2.8 J
Freon 114	1.4	Not Detected	9.8	Not Detected
Chloromethane	14	Not Detected	29	Not Detected
Vinyl Chloride	1.4	Not Detected	3.6	Not Detected
1,3-Butadiene	1.4	Not Detected	3.1	Not Detected
Bromomethane	14	Not Detected	55	Not Detected
Chloroethane	5.6	Not Detected	15	Not Detected
Freon 11	1.4	~~0.20 J~~ U	7.9	~~1.1 J~~ U
Ethanol	5.6	1.2 J	11	2.2 J
Freon 113	1.4	Not Detected	11	Not Detected
1,1-Dichloroethene	1.4	Not Detected	5.6	Not Detected
Acetone	14	4.0 J	33	9.4 J
2-Propanol	5.6	1.7 J	14	4.2 J
Carbon Disulfide	5.6	~~0.68 J~~ U	18	~~2.1 J~~ U
3-Chloropropene	5.6	Not Detected	18	Not Detected
Methylene Chloride	14	~~0.24 J~~ U	49	~~0.82 J~~ U
Methyl tert-butyl ether	1.4	Not Detected	5.1	Not Detected
trans-1,2-Dichloroethene	1.4	Not Detected	5.6	Not Detected
Hexane	1.4	0.50 J	5.0	1.7 J
1,1-Dichloroethane	1.4	Not Detected	5.7	Not Detected
2-Butanone (Methyl Ethyl Ketone)	5.6	Not Detected	17	Not Detected
cis-1,2-Dichloroethene	1.4	Not Detected	5.6	Not Detected
Tetrahydrofuran	1.4	Not Detected	4.2	Not Detected
Chloroform	1.4	Not Detected	6.9	Not Detected
1,1,1-Trichloroethane	1.4	Not Detected	7.7	Not Detected
Cyclohexane	1.4	Not Detected	4.8	Not Detected
Carbon Tetrachloride	1.4	Not Detected	8.9	Not Detected
2,2,4-Trimethylpentane	1.4	0.90 J	6.6	4.2 J
Benzene	1.4	Not Detected	4.5	Not Detected
1,2-Dichloroethane	1.4	Not Detected	5.7	Not Detected
Heptane	1.4	0.32 J	5.8	1.3 J
Trichloroethene	1.4	Not Detected	7.6	Not Detected
1,2-Dichloropropane	1.4	Not Detected	6.5	Not Detected
1,4-Dioxane	5.6	Not Detected	20	Not Detected
Bromodichloromethane	1.4	Not Detected	9.4	Not Detected
cis-1,3-Dichloropropene	1.4	Not Detected	6.4	Not Detected
4-Methyl-2-pentanone	1.4	Not Detected	5.8	Not Detected
Toluene	1.4	0.97 J	5.3	3.6 J
trans-1,3-Dichloropropene	1.4	Not Detected	6.4	Not Detected
1,1,2-Trichloroethane	1.4	Not Detected	7.7	Not Detected
Tetrachloroethene	1.4	~~0.48 J~~ U	9.6	~~3.2 J~~ U
2-Hexanone	5.6	Not Detected	23	Not Detected

eurofins | Air Toxics

Client Sample ID: VMP-54-10-020613

Lab ID#: 1302156A-26A

EPA METHOD TO-15 GC/MS FULL SCAN

File Name:	p021517	**Date of Collection:**	2/6/13 11:52:00 AM
Dil. Factor:	2.82	**Date of Analysis:**	2/15/13 06:42 PM

Compound	Rpt. Limit (ppbv)	Amount (ppbv)	Rpt. Limit (ug/m3)	Amount (ug/m3)
Dibromochloromethane	1.4	Not Detected	12	Not Detected
1,2-Dibromoethane (EDB)	1.4	Not Detected	11	Not Detected
Chlorobenzene	1.4	Not Detected	6.5	Not Detected
Ethyl Benzene	1.4	0.78 J	6.1	3.4 J
m,p-Xylene	1.4	2.1	6.1	9.1
o-Xylene	1.4	0.95 J	6.1	4.1 J
Styrene	1.4	Not Detected	6.0	Not Detected
Bromoform	1.4	Not Detected	14	Not Detected
Cumene	1.4	Not Detected	6.9	Not Detected
1,1,2,2-Tetrachloroethane	1.4	Not Detected	9.7	Not Detected
Propylbenzene	1.4	~~0.38 J~~ U	6.9	~~1.9 J~~ U
4-Ethyltoluene	1.4	1.3 J	6.9	6.4 J
1,3,5-Trimethylbenzene	1.4	~~0.40 J~~ U	6.9	~~2.0 J~~ U
1,2,4-Trimethylbenzene	1.4	~~1.0 J~~ U	6.9	~~5.2 J~~ U
1,3-Dichlorobenzene	1.4	Not Detected	8.5	Not Detected
1,4-Dichlorobenzene	1.4	Not Detected	8.5	Not Detected
alpha-Chlorotoluene	1.4	Not Detected	7.3	Not Detected
1,2-Dichlorobenzene	1.4	Not Detected	8.5	Not Detected
1,2,4-Trichlorobenzene	5.6	Not Detected	42	Not Detected
Hexachlorobutadiene	5.6	Not Detected	60	Not Detected
Butane	5.6	2.1 J	13	5.1 J
Isopentane	5.6	1.3 J	17	3.9 J

J = Estimated value.

Container Type: 1 Liter Summa Canister

Surrogates	%Recovery	Method Limits
Toluene-d8	97	70-130
1,2-Dichloroethane-d4	94	70-130
4-Bromofluorobenzene	94	70-130

eurofins | Air Toxics

Client Sample ID: Lab Blank

Lab ID#: 1302156A-27A

EPA METHOD TO-15 GC/MS FULL SCAN

File Name:	**p021405a**	**Date of Collection: NA**	
Dil. Factor:	**1.00**	**Date of Analysis: 2/14/13 11:42 AM**	

Compound	Rpt. Limit (ppbv)	Amount (ppbv)	Rpt. Limit (ug/m3)	Amount (ug/m3)
Freon 12	0.50	Not Detected	2.5	Not Detected
Freon 114	0.50	Not Detected	3.5	Not Detected
Chloromethane	5.0	Not Detected	10	Not Detected
Vinyl Chloride	0.50	Not Detected	1.3	Not Detected
1,3-Butadiene	0.50	Not Detected	1.1	Not Detected
Bromomethane	5.0	0.30 J	19	1.2 J
Chloroethane	2.0	Not Detected	5.3	Not Detected
Freon 11	0.50	0.074 J	2.8	0.42 J
Ethanol	2.0	Not Detected	3.8	Not Detected
Freon 113	0.50	Not Detected	3.8	Not Detected
1,1-Dichloroethene	0.50	Not Detected	2.0	Not Detected
Acetone	5.0	Not Detected	12	Not Detected
2-Propanol	2.0	Not Detected	4.9	Not Detected
Carbon Disulfide	2.0	0.49 J	6.2	1.5 J
3-Chloropropene	2.0	Not Detected	6.3	Not Detected
Methylene Chloride	5.0	0.19 J	17	0.66 J
Methyl tert-butyl ether	0.50	Not Detected	1.8	Not Detected
trans-1,2-Dichloroethene	0.50	Not Detected	2.0	Not Detected
Hexane	0.50	Not Detected	1.8	Not Detected
1,1-Dichloroethane	0.50	Not Detected	2.0	Not Detected
2-Butanone (Methyl Ethyl Ketone)	2.0	Not Detected	5.9	Not Detected
cis-1,2-Dichloroethene	0.50	Not Detected	2.0	Not Detected
Tetrahydrofuran	0.50	Not Detected	1.5	Not Detected
Chloroform	0.50	Not Detected	2.4	Not Detected
1,1,1-Trichloroethane	0.50	Not Detected	2.7	Not Detected
Cyclohexane	0.50	Not Detected	1.7	Not Detected
Carbon Tetrachloride	0.50	Not Detected	3.1	Not Detected
2,2,4-Trimethylpentane	0.50	0.053 J	2.3	0.25 J
Benzene	0.50	Not Detected	1.6	Not Detected
1,2-Dichloroethane	0.50	Not Detected	2.0	Not Detected
Heptane	0.50	Not Detected	2.0	Not Detected
Trichloroethene	0.50	Not Detected	2.7	Not Detected
1,2-Dichloropropane	0.50	Not Detected	2.3	Not Detected
1,4-Dioxane	2.0	Not Detected	7.2	Not Detected
Bromodichloromethane	0.50	Not Detected	3.4	Not Detected
cis-1,3-Dichloropropene	0.50	Not Detected	2.3	Not Detected
4-Methyl-2-pentanone	0.50	Not Detected	2.0	Not Detected
Toluene	0.50	0.072 J	1.9	0.27 J
trans-1,3-Dichloropropene	0.50	0.16 J	2.3	0.74 J
1,1,2-Trichloroethane	0.50	Not Detected	2.7	Not Detected
Tetrachloroethene	0.50	0.13 J	3.4	0.89 J
2-Hexanone	2.0	Not Detected	8.2	Not Detected

eurofins | Air Toxics

Client Sample ID: Lab Blank

Lab ID#: 1302156A-27A

EPA METHOD TO-15 GC/MS FULL SCAN

File Name:	**p021405a**	**Date of Collection: NA**	
Dil. Factor:	**1.00**	**Date of Analysis: 2/14/13 11:42 AM**	

Compound	Rpt. Limit (ppbv)	Amount (ppbv)	Rpt. Limit (ug/m3)	Amount (ug/m3)
Dibromochloromethane	0.50	Not Detected	4.2	Not Detected
1,2-Dibromoethane (EDB)	0.50	Not Detected	3.8	Not Detected
Chlorobenzene	0.50	0.11 J	2.3	0.50 J
Ethyl Benzene	0.50	Not Detected	2.2	Not Detected
m,p-Xylene	0.50	Not Detected	2.2	Not Detected
o-Xylene	0.50	0.099 J	2.2	0.43 J
Styrene	0.50	0.098 J	2.1	0.42 J
Bromoform	0.50	Not Detected	5.2	Not Detected
Cumene	0.50	0.16 J	2.4	0.79 J
1,1,2,2-Tetrachloroethane	0.50	0.15 J	3.4	1.0 J
Propylbenzene	0.50	0.18 J	2.4	0.87 J
4-Ethyltoluene	0.50	0.15 J	2.4	0.74 J
1,3,5-Trimethylbenzene	0.50	0.27 J	2.4	1.3 J
1,2,4-Trimethylbenzene	0.50	0.21 J	2.4	1.0 J
1,3-Dichlorobenzene	0.50	0.36 J	3.0	2.2 J
1,4-Dichlorobenzene	0.50	0.34 J	3.0	2.0 J
alpha-Chlorotoluene	0.50	0.20 J	2.6	1.0 J
1,2-Dichlorobenzene	0.50	0.32 J	3.0	1.9 J
1,2,4-Trichlorobenzene	2.0	1.4 J	15	10 J
Hexachlorobutadiene	2.0	0.79 J	21	8.4 J
Butane	2.0	Not Detected	4.8	Not Detected
Isopentane	2.0	Not Detected	5.9	Not Detected

J = Estimated value.

Container Type: NA - Not Applicable

Surrogates	%Recovery	Method Limits
Toluene-d8	96	70-130
1,2-Dichloroethane-d4	83	70-130
4-Bromofluorobenzene	97	70-130

eurofins | Air Toxics

Client Sample ID: Lab Blank

Lab ID#: 1302156A-27B

EPA METHOD TO-15 GC/MS FULL SCAN

File Name:	**p021505a**	**Date of Collection: NA**	
Dil. Factor:	**1.00**	**Date of Analysis: 2/15/13 11:52 AM**	

Compound	Rpt. Limit (ppbv)	Amount (ppbv)	Rpt. Limit (ug/m3)	Amount (ug/m3)
Freon 12	0.50	Not Detected	2.5	Not Detected
Freon 114	0.50	Not Detected	3.5	Not Detected
Chloromethane	5.0	Not Detected	10	Not Detected
Vinyl Chloride	0.50	Not Detected	1.3	Not Detected
1,3-Butadiene	0.50	Not Detected	1.1	Not Detected
Bromomethane	5.0	0.39 J	19	1.5 J
Chloroethane	2.0	Not Detected	5.3	Not Detected
Freon 11	0.50	0.062 J	2.8	0.35 J
Ethanol	2.0	Not Detected	3.8	Not Detected
Freon 113	0.50	Not Detected	3.8	Not Detected
1,1-Dichloroethene	0.50	Not Detected	2.0	Not Detected
Acetone	5.0	0.33 J	12	0.78 J
2-Propanol	2.0	Not Detected	4.9	Not Detected
Carbon Disulfide	2.0	0.55 J	6.2	1.7 J
3-Chloropropene	2.0	Not Detected	6.3	Not Detected
Methylene Chloride	5.0	0.20 J	17	0.69 J
Methyl tert-butyl ether	0.50	Not Detected	1.8	Not Detected
trans-1,2-Dichloroethene	0.50	0.12 J	2.0	0.48 J
Hexane	0.50	Not Detected	1.8	Not Detected
1,1-Dichloroethane	0.50	Not Detected	2.0	Not Detected
2-Butanone (Methyl Ethyl Ketone)	2.0	Not Detected	5.9	Not Detected
cis-1,2-Dichloroethene	0.50	Not Detected	2.0	Not Detected
Tetrahydrofuran	0.50	0.12 J	1.5	0.35 J
Chloroform	0.50	Not Detected	2.4	Not Detected
1,1,1-Trichloroethane	0.50	Not Detected	2.7	Not Detected
Cyclohexane	0.50	Not Detected	1.7	Not Detected
Carbon Tetrachloride	0.50	Not Detected	3.1	Not Detected
2,2,4-Trimethylpentane	0.50	0.074 J	2.3	0.34 J
Benzene	0.50	Not Detected	1.6	Not Detected
1,2-Dichloroethane	0.50	Not Detected	2.0	Not Detected
Heptane	0.50	Not Detected	2.0	Not Detected
Trichloroethene	0.50	Not Detected	2.7	Not Detected
1,2-Dichloropropane	0.50	Not Detected	2.3	Not Detected
1,4-Dioxane	2.0	Not Detected	7.2	Not Detected
Bromodichloromethane	0.50	Not Detected	3.4	Not Detected
cis-1,3-Dichloropropene	0.50	0.12 J	2.3	0.56 J
4-Methyl-2-pentanone	0.50	0.11 J	2.0	0.47 J
Toluene	0.50	0.11 J	1.9	0.41 J
trans-1,3-Dichloropropene	0.50	0.21 J	2.3	0.96 J
1,1,2-Trichloroethane	0.50	Not Detected	2.7	Not Detected
Tetrachloroethene	0.50	0.13 J	3.4	0.90 J
2-Hexanone	2.0	Not Detected	8.2	Not Detected

eurofins | Air Toxics

Client Sample ID: Lab Blank

Lab ID#: 1302156A-27B

EPA METHOD TO-15 GC/MS FULL SCAN

File Name:	**p021505a**	**Date of Collection: NA**	
Dil. Factor:	**1.00**	**Date of Analysis: 2/15/13 11:52 AM**	

Compound	Rpt. Limit (ppbv)	Amount (ppbv)	Rpt. Limit (ug/m3)	Amount (ug/m3)
Dibromochloromethane	0.50	Not Detected	4.2	Not Detected
1,2-Dibromoethane (EDB)	0.50	0.13 J	3.8	1.0 J
Chlorobenzene	0.50	0.16 J	2.3	0.74 J
Ethyl Benzene	0.50	0.11 J	2.2	0.47 J
m,p-Xylene	0.50	Not Detected	2.2	Not Detected
o-Xylene	0.50	0.13 J	2.2	0.58 J
Styrene	0.50	0.13 J	2.1	0.57 J
Bromoform	0.50	Not Detected	5.2	Not Detected
Cumene	0.50	0.17 J	2.4	0.82 J
1,1,2,2-Tetrachloroethane	0.50	0.22 J	3.4	1.5 J
Propylbenzene	0.50	0.19 J	2.4	0.92 J
4-Ethyltoluene	0.50	0.16 J	2.4	0.78 J
1,3,5-Trimethylbenzene	0.50	0.27 J	2.4	1.3 J
1,2,4-Trimethylbenzene	0.50	0.24 J	2.4	1.2 J
1,3-Dichlorobenzene	0.50	0.47 J	3.0	2.8 J
1,4-Dichlorobenzene	0.50	0.44 J	3.0	2.6 J
alpha-Chlorotoluene	0.50	0.29 J	2.6	1.5 J
1,2-Dichlorobenzene	0.50	0.47 J	3.0	2.8 J
1,2,4-Trichlorobenzene	2.0	1.7 J	15	12 J
Hexachlorobutadiene	2.0	1.1 J	21	12 J
Butane	2.0	Not Detected	4.8	Not Detected
Isopentane	2.0	Not Detected	5.9	Not Detected

J = Estimated value.

Container Type: NA - Not Applicable

Surrogates	%Recovery	Method Limits
Toluene-d8	97	70-130
1,2-Dichloroethane-d4	89	70-130
4-Bromofluorobenzene	97	70-130

eurofins | Air Toxics

Client Sample ID: CCV

Lab ID#: 1302156A-28A

EPA METHOD TO-15 GC/MS FULL SCAN

File Name:	**p021402**	**Date of Collection: NA**	
Dil. Factor:	**1.00**	**Date of Analysis: 2/14/13 10:07 AM**	

Compound	%Recovery
Freon 12	90
Freon 114	97
Chloromethane	88
Vinyl Chloride	99
1,3-Butadiene	96
Bromomethane	100
Chloroethane	97
Freon 11	87
Ethanol	93
Freon 113	97
1,1-Dichloroethene	102
Acetone	101
2-Propanol	98
Carbon Disulfide	98
3-Chloropropene	105
Methylene Chloride	93
Methyl tert-butyl ether	112
trans-1,2-Dichloroethene	105
Hexane	106
1,1-Dichloroethane	94
2-Butanone (Methyl Ethyl Ketone)	102
cis-1,2-Dichloroethene	108
Tetrahydrofuran	107
Chloroform	92
1,1,1-Trichloroethane	93
Cyclohexane	116
Carbon Tetrachloride	90
2,2,4-Trimethylpentane	110
Benzene	100
1,2-Dichloroethane	83
Heptane	110
Trichloroethene	80
1,2-Dichloropropane	97
1,4-Dioxane	110
Bromodichloromethane	88
cis-1,3-Dichloropropene	102
4-Methyl-2-pentanone	113
Toluene	98
trans-1,3-Dichloropropene	100
1,1,2-Trichloroethane	100
Tetrachloroethene	97
2-Hexanone	105

eurofins | Air Toxics

Client Sample ID: CCV

Lab ID#: 1302156A-28A

EPA METHOD TO-15 GC/MS FULL SCAN

File Name:	**p021402**	**Date of Collection: NA**	
Dil. Factor:	**1.00**	**Date of Analysis: 2/14/13 10:07 AM**	

Compound	%Recovery
Dibromochloromethane	98
1,2-Dibromoethane (EDB)	98
Chlorobenzene	94
Ethyl Benzene	105
m,p-Xylene	110
o-Xylene	110
Styrene	114
Bromoform	99
Cumene	109
1,1,2,2-Tetrachloroethane	108
Propylbenzene	103
4-Ethyltoluene	110
1,3,5-Trimethylbenzene	111
1,2,4-Trimethylbenzene	111
1,3-Dichlorobenzene	100
1,4-Dichlorobenzene	99
alpha-Chlorotoluene	103
1,2-Dichlorobenzene	101
1,2,4-Trichlorobenzene	101
Hexachlorobutadiene	95
Butane	94
Isopentane	98

Container Type: NA - Not Applicable

Surrogates	%Recovery	Method Limits
Toluene-d8	99	70-130
1,2-Dichloroethane-d4	89	70-130
4-Bromofluorobenzene	99	70-130

eurofins | Air Toxics

Client Sample ID: CCV

Lab ID#: 1302156A-28B

EPA METHOD TO-15 GC/MS FULL SCAN

File Name:	**p021502**	**Date of Collection: NA**	
Dil. Factor:	**1.00**	**Date of Analysis: 2/15/13 10:16 AM**	

Compound	%Recovery
Freon 12	93
Freon 114	98
Chloromethane	86
Vinyl Chloride	100
1,3-Butadiene	97
Bromomethane	103
Chloroethane	99
Freon 11	92
Ethanol	91
Freon 113	98
1,1-Dichloroethene	102
Acetone	100
2-Propanol	98
Carbon Disulfide	98
3-Chloropropene	98
Methylene Chloride	95
Methyl tert-butyl ether	113
trans-1,2-Dichloroethene	104
Hexane	104
1,1-Dichloroethane	96
2-Butanone (Methyl Ethyl Ketone)	103
cis-1,2-Dichloroethene	107
Tetrahydrofuran	106
Chloroform	95
1,1,1-Trichloroethane	96
Cyclohexane	113
Carbon Tetrachloride	94
2,2,4-Trimethylpentane	109
Benzene	102
1,2-Dichloroethane	91
Heptane	112
Trichloroethene	82
1,2-Dichloropropane	100
1,4-Dioxane	110
Bromodichloromethane	94
cis-1,3-Dichloropropene	104
4-Methyl-2-pentanone	114
Toluene	101
trans-1,3-Dichloropropene	105
1,1,2-Trichloroethane	102
Tetrachloroethene	100
2-Hexanone	109

eurofins | Air Toxics

Client Sample ID: CCV

Lab ID#: 1302156A-28B

EPA METHOD TO-15 GC/MS FULL SCAN

File Name:	**p021502**	**Date of Collection: NA**	
Dil. Factor:	**1.00**	**Date of Analysis: 2/15/13 10:16 AM**	

Compound	%Recovery
Dibromochloromethane	104
1,2-Dibromoethane (EDB)	101
Chlorobenzene	97
Ethyl Benzene	109
m,p-Xylene	111
o-Xylene	114
Styrene	118
Bromoform	104
Cumene	114
1,1,2,2-Tetrachloroethane	111
Propylbenzene	107
4-Ethyltoluene	111
1,3,5-Trimethylbenzene	117
1,2,4-Trimethylbenzene	115
1,3-Dichlorobenzene	104
1,4-Dichlorobenzene	103
alpha-Chlorotoluene	109
1,2-Dichlorobenzene	106
1,2,4-Trichlorobenzene	105
Hexachlorobutadiene	102
Butane	93
Isopentane	99

Container Type: NA - Not Applicable

Surrogates	%Recovery	Method Limits
Toluene-d8	102	70-130
1,2-Dichloroethane-d4	92	70-130
4-Bromofluorobenzene	103	70-130

eurofins | Air Toxics

Client Sample ID: LCS

Lab ID#: 1302156A-29A

EPA METHOD TO-15 GC/MS FULL SCAN

File Name:	**p021403**	**Date of Collection: NA**	
Dil. Factor:	**1.00**	**Date of Analysis: 2/14/13 10:43 AM**	

Compound	%Recovery
Freon 12	84
Freon 114	92
Chloromethane	91
Vinyl Chloride	96
1,3-Butadiene	90
Bromomethane	94
Chloroethane	93
Freon 11	82
Ethanol	71
Freon 113	91
1,1-Dichloroethene	102
Acetone	93
2-Propanol	92
Carbon Disulfide	112
3-Chloropropene	108
Methylene Chloride	87
Methyl tert-butyl ether	104
trans-1,2-Dichloroethene	110
Hexane	97
1,1-Dichloroethane	89
2-Butanone (Methyl Ethyl Ketone)	94
cis-1,2-Dichloroethene	100
Tetrahydrofuran	95
Chloroform	87
1,1,1-Trichloroethane	88
Cyclohexane	108
Carbon Tetrachloride	84
2,2,4-Trimethylpentane	101
Benzene	97
1,2-Dichloroethane	79
Heptane	104
Trichloroethene	78
1,2-Dichloropropane	94
1,4-Dioxane	103
Bromodichloromethane	85
cis-1,3-Dichloropropene	99
4-Methyl-2-pentanone	105
Toluene	94
trans-1,3-Dichloropropene	96
1,1,2-Trichloroethane	93
Tetrachloroethene	91
2-Hexanone	98

eurofins | Air Toxics

Client Sample ID: LCS

Lab ID#: 1302156A-29A

EPA METHOD TO-15 GC/MS FULL SCAN

File Name:	**p021403**	**Date of Collection: NA**	
Dil. Factor:	**1.00**	**Date of Analysis: 2/14/13 10:43 AM**	

Compound	%Recovery
Dibromochloromethane	92
1,2-Dibromoethane (EDB)	94
Chlorobenzene	91
Ethyl Benzene	100
m,p-Xylene	104
o-Xylene	105
Styrene	109
Bromoform	91
Cumene	105
1,1,2,2-Tetrachloroethane	104
Propylbenzene	99
4-Ethyltoluene	98
1,3,5-Trimethylbenzene	106
1,2,4-Trimethylbenzene	104
1,3-Dichlorobenzene	96
1,4-Dichlorobenzene	94
alpha-Chlorotoluene	96
1,2-Dichlorobenzene	97
1,2,4-Trichlorobenzene	100
Hexachlorobutadiene	91
Butane	83
Isopentane	92

Container Type: NA - Not Applicable

Surrogates	%Recovery	Method Limits
Toluene-d8	100	70-130
1,2-Dichloroethane-d4	84	70-130
4-Bromofluorobenzene	98	70-130

eurofins | Air Toxics

Client Sample ID: LCSD

Lab ID#: 1302156A-29AA

EPA METHOD TO-15 GC/MS FULL SCAN

File Name:	**p021404**	**Date of Collection: NA**	
Dil. Factor:	**1.00**	**Date of Analysis: 2/14/13 11:03 AM**	

Compound	%Recovery
Freon 12	89
Freon 114	96
Chloromethane	96
Vinyl Chloride	101
1,3-Butadiene	95
Bromomethane	101
Chloroethane	99
Freon 11	86
Ethanol	78
Freon 113	98
1,1-Dichloroethene	108
Acetone	100
2-Propanol	97
Carbon Disulfide	119
3-Chloropropene	121
Methylene Chloride	91
Methyl tert-butyl ether	110
trans-1,2-Dichloroethene	116
Hexane	104
1,1-Dichloroethane	95
2-Butanone (Methyl Ethyl Ketone)	104
cis-1,2-Dichloroethene	110
Tetrahydrofuran	103
Chloroform	94
1,1,1-Trichloroethane	93
Cyclohexane	116
Carbon Tetrachloride	89
2,2,4-Trimethylpentane	108
Benzene	100
1,2-Dichloroethane	82
Heptane	108
Trichloroethene	81
1,2-Dichloropropane	96
1,4-Dioxane	105
Bromodichloromethane	87
cis-1,3-Dichloropropene	102
4-Methyl-2-pentanone	109
Toluene	98
trans-1,3-Dichloropropene	99
1,1,2-Trichloroethane	96
Tetrachloroethene	96
2-Hexanone	102

eurofins | Air Toxics

Client Sample ID: LCSD

Lab ID#: 1302156A-29AA

EPA METHOD TO-15 GC/MS FULL SCAN

File Name:	**p021404**	**Date of Collection: NA**	
Dil. Factor:	**1.00**	**Date of Analysis: 2/14/13 11:03 AM**	

Compound	%Recovery
Dibromochloromethane	96
1,2-Dibromoethane (EDB)	98
Chlorobenzene	95
Ethyl Benzene	104
m,p-Xylene	110
o-Xylene	111
Styrene	113
Bromoform	95
Cumene	110
1,1,2,2-Tetrachloroethane	109
Propylbenzene	104
4-Ethyltoluene	103
1,3,5-Trimethylbenzene	112
1,2,4-Trimethylbenzene	109
1,3-Dichlorobenzene	101
1,4-Dichlorobenzene	100
alpha-Chlorotoluene	102
1,2-Dichlorobenzene	103
1,2,4-Trichlorobenzene	107
Hexachlorobutadiene	97
Butane	88
Isopentane	96

Container Type: NA - Not Applicable

Surrogates	%Recovery	Method Limits
Toluene-d8	100	70-130
1,2-Dichloroethane-d4	87	70-130
4-Bromofluorobenzene	100	70-130

eurofins | Air Toxics

Client Sample ID: LCS

Lab ID#: 1302156A-29B

EPA METHOD TO-15 GC/MS FULL SCAN

File Name:	**p021503**	**Date of Collection: NA**	
Dil. Factor:	**1.00**	**Date of Analysis: 2/15/13 10:48 AM**	

Compound	%Recovery
Freon 12	96
Freon 114	101
Chloromethane	100
Vinyl Chloride	106
1,3-Butadiene	103
Bromomethane	106
Chloroethane	103
Freon 11	94
Ethanol	76
Freon 113	103
1,1-Dichloroethene	111
Acetone	106
2-Propanol	103
Carbon Disulfide	124
3-Chloropropene	125
Methylene Chloride	98
Methyl tert-butyl ether	113
trans-1,2-Dichloroethene	123
Hexane	108
1,1-Dichloroethane	100
2-Butanone (Methyl Ethyl Ketone)	105
cis-1,2-Dichloroethene	111
Tetrahydrofuran	105
Chloroform	99
1,1,1-Trichloroethane	101
Cyclohexane	118
Carbon Tetrachloride	97
2,2,4-Trimethylpentane	112
Benzene	102
1,2-Dichloroethane	88
Heptane	110
Trichloroethene	83
1,2-Dichloropropane	99
1,4-Dioxane	109
Bromodichloromethane	92
cis-1,3-Dichloropropene	103
4-Methyl-2-pentanone	113
Toluene	98
trans-1,3-Dichloropropene	102
1,1,2-Trichloroethane	99
Tetrachloroethene	97
2-Hexanone	105

eurofins | Air Toxics

Client Sample ID: LCS

Lab ID#: 1302156A-29B

EPA METHOD TO-15 GC/MS FULL SCAN

File Name:	**p021503**	**Date of Collection: NA**	
Dil. Factor:	**1.00**	**Date of Analysis: 2/15/13 10:48 AM**	

Compound	%Recovery
Dibromochloromethane	98
1,2-Dibromoethane (EDB)	98
Chlorobenzene	94
Ethyl Benzene	105
m,p-Xylene	109
o-Xylene	111
Styrene	114
Bromoform	98
Cumene	112
1,1,2,2-Tetrachloroethane	110
Propylbenzene	106
4-Ethyltoluene	104
1,3,5-Trimethylbenzene	112
1,2,4-Trimethylbenzene	110
1,3-Dichlorobenzene	102
1,4-Dichlorobenzene	100
alpha-Chlorotoluene	103
1,2-Dichlorobenzene	104
1,2,4-Trichlorobenzene	106
Hexachlorobutadiene	99
Butane	97
Isopentane	102

Container Type: NA - Not Applicable

Surrogates	%Recovery	Method Limits
Toluene-d8	100	70-130
1,2-Dichloroethane-d4	94	70-130
4-Bromofluorobenzene	101	70-130

eurofins | Air Toxics

Client Sample ID: LCSD

Lab ID#: 1302156A-29BB

EPA METHOD TO-15 GC/MS FULL SCAN

File Name:	**p021504**	**Date of Collection: NA**	
Dil. Factor:	**1.00**	**Date of Analysis: 2/15/13 11:18 AM**	

Compound	%Recovery
Freon 12	93
Freon 114	97
Chloromethane	98
Vinyl Chloride	102
1,3-Butadiene	99
Bromomethane	103
Chloroethane	101
Freon 11	91
Ethanol	78
Freon 113	99
1,1-Dichloroethene	108
Acetone	101
2-Propanol	100
Carbon Disulfide	120
3-Chloropropene	122
Methylene Chloride	94
Methyl tert-butyl ether	109
trans-1,2-Dichloroethene	119
Hexane	107
1,1-Dichloroethane	97
2-Butanone (Methyl Ethyl Ketone)	104
cis-1,2-Dichloroethene	107
Tetrahydrofuran	103
Chloroform	95
1,1,1-Trichloroethane	97
Cyclohexane	116
Carbon Tetrachloride	93
2,2,4-Trimethylpentane	109
Benzene	102
1,2-Dichloroethane	87
Heptane	110
Trichloroethene	83
1,2-Dichloropropane	99
1,4-Dioxane	108
Bromodichloromethane	92
cis-1,3-Dichloropropene	102
4-Methyl-2-pentanone	112
Toluene	97
trans-1,3-Dichloropropene	103
1,1,2-Trichloroethane	100
Tetrachloroethene	97
2-Hexanone	106

eurofins | Air Toxics

Client Sample ID: LCSD

Lab ID#: 1302156A-29BB

EPA METHOD TO-15 GC/MS FULL SCAN

File Name:	**p021504**	**Date of Collection: NA**	
Dil. Factor:	**1.00**	**Date of Analysis: 2/15/13 11:18 AM**	

Compound	%Recovery
Dibromochloromethane	100
1,2-Dibromoethane (EDB)	100
Chlorobenzene	97
Ethyl Benzene	107
m,p-Xylene	112
o-Xylene	114
Styrene	116
Bromoform	100
Cumene	113
1,1,2,2-Tetrachloroethane	112
Propylbenzene	107
4-Ethyltoluene	106
1,3,5-Trimethylbenzene	115
1,2,4-Trimethylbenzene	112
1,3-Dichlorobenzene	104
1,4-Dichlorobenzene	102
alpha-Chlorotoluene	106
1,2-Dichlorobenzene	106
1,2,4-Trichlorobenzene	111
Hexachlorobutadiene	102
Butane	93
Isopentane	101

Container Type: NA - Not Applicable

Surrogates	%Recovery	Method Limits
Toluene-d8	99	70-130
1,2-Dichloroethane-d4	91	70-130
4-Bromofluorobenzene	101	70-130

1302156

Shell Oil Products Chain Of Custody Record

URS

Air Toxics LTD.
Project Name: Roxana Soil Vapor
Project # 21562850.04001
Lab Vendor #

Please Check Appropriate Box:
☑ ENV. SERVICES ☐ MOTIVA RETAIL ☐ SHELL RETAIL
☐ MOTIVA SC/GA ☐ CONSULTANT ☐ LUBES
☐ SHELL PIPELINE ☐ OTHER

Print Bill To Contact Name: Robert Mooshegian
INCIDENT # (ENV SERVICES): 9 7 2 1 6 6 4 0 ☐ CHECK IF NO INCIDENT # APPLIES
DATE 02/07/13
PO #:
SAP #: 3 4 0 0 6 1
PAGE: 1 of 3

SAMPLING COMPANY: URS CORPORATION
LOG CODE:
SITE ADDRESS: Street and City: 900 SOUTH CENTRAL AVE – ROXANA
State: IL
GLOBAL ID NO.:
ADDRESS: 1001 HIGHLANDS PLAZA DRIVE WEST - SUITE 300; ST. LOUIS, MO 63110
REPORT DELIVERABLE TO (Name, Company, Office Location): Elizabeth Kunkel, URS, St. Louis
PHONE NO: 314-743-4179
E-MAIL: Elizabeth_Kunkel@URSCorp.com
CONSULTANT PROJECT NAME/#: Roxana Soil Vapor
Invoice Address: Air Toxics, LTD 180 Blue Ravine Road, Suite B, Folsom, CA 95630-4719
TELEPHONE:
FAX: 314-429-0462
Bill To Contact E-MAIL: Robert.Mooshegian@urs.com
COPY TO: C. Williams, L. Rahnow, S. Jansen, D. Mattingly, B. Lehan, C. Kretzer

TURNAROUND TIME (CALENDAR DAYS):
☑ STANDARD (14 DAY) ☐ 5 DAYS ☐ 3 DAYS ☐ 2 DAYS ☐ 24 HOURS ☐ RESULTS NEEDED ON WEEKEND

☐ LA - RWQCB REPORT FORMAT ☑ UST AGENCY:

DELIVERABLES: ☐ LEVEL 1 ☐ LEVEL 2 ☐ LEVEL 3 ☑ LEVEL 4 ☐ OTHER (SPECIFY)

☑ SHELL CONTRACT RATE APPLIES
☐ STATE REIMBURSEMENT RATE APPLIES
☐ EDD NOT NEEDED
☑ RECEIPT VERIFICATION REQUESTED

REQUESTED ANALYSIS

Turn Around Time: ☑ Normal ☐ Rush ☐ Specify

Lab Use Only
Pressurized by:
Date:
Pressurization Gas: N_2 He

ADDITIONAL NOTES:
- 14 day hold time
- Report results between MDL and RL
- Level IV ECVP

LAB USE ONLY	Field Sample Identification	SAMPLING DATE	SAMPLING TIME	Canister Number	Canister Pressure/Vacuum Initial	Final	Receipt	Final (psi)	Modified TO-15 + Butane & Isopentane	ASTM D-1946 + Helium
01A	VMP-2-8.5-020513	02/05/13	1335-1405	1353	-30	-10.5			X	X
02A	VMP-6-10-020513	02/05/13	1429-1509	36487	-30	-9			X	X
03A	VMP-6-31.5-020513	02/05/13	1351-1428	36485	-30	-8			X	X
04A	VMP-6-39-020513	02/05/13	1304-1334	35671	-30	-8			X	X
05A	VMP-15-5-020513	02/05/13	1455-1525	3010	-29	-10.5			X	X
06A	VMP-21-10-020513	02/05/13	1500-1530	37791	-29.5	-8.5			X	X
07A	VMP-21-10-020513-DUP	02/05/13	1500-1530	35639	-30	-7			X	X
08A	VMP-21-25-020513	02/05/13	1410-1440	34130	-29.5	-7.5			X	X
09A	VMP-21-25-020513-DUP	02/05/13	1410-1440	2107	-29.5	-8.5			X	X
10A	VMP-21-33-020513	02/05/13	1324-1354	34680	-29.5	-7.5			X	X

		Date	Time
Relinquished by: (Signature)	Received by: (Signature) FEDEX	2/7/13	1330
Relinquished by: (Signature)	Received by: (Signature)	2/8/13	0830
Relinquished by: (Signature)	Received by: (Signature)	Date	Time

05.2006 Revision

Custody Seal Intact?
Y N None Temp ___

1302156

Shell Oil Products Chain Of Custody Record

URS

Air Toxics LTD.
Project Name: Roxana Soil Vapor
Project # 21562850.04001
Lab Vendor #

Please Check Appropriate Box:
☑ ENV. SERVICES ☐ MOTIVA RETAIL ☐ SHELL RETAIL
☐ MOTIVA SD&CN ☐ CONSULTANT ☐ LUBES
☐ SHELL PIPELINE ☐ OTHER

Print Bill To Contact Name: Robert Mooshegian
INCIDENT # (ENV SERVICES): 9 7 2 1 6 6 4 0 ☐ CHECK IF NO INCIDENT # APPLIES
PO #:
SAP #: 3 4 0 0 6 1
DATE: 02/07/13
PAGE: 2 of 3

SAMPLING COMPANY: URS CORPORATION
LOG CODE:
ADDRESS: 1001 HIGHLANDS PLAZA DRIVE WEST - SUITE 300; ST. LOUIS, MO 63110
SITE ADDRESS: Street and City: 900 SOUTH CENTRAL AVE – ROXANA
State: IL
GLOBAL ID NO.:
Laboratory Address: Air Toxics, LTD 180 Blue Ravine Road, Suite B, Folsom, CA 95630-4719
REPORT DELIVERABLE TO (Name, Company, Office Location): Elizabeth Kunkel, URS, St. Louis
PHONE NO.: 314-743-4179
E-MAIL: Elizabeth.Kunkel@URSCorp.com
CONSULTANT PROJECT NAME#: Roxana Soil Vapor
TELEPHONE:
FAX: 314-429-0462
Bill To Contact E-MAIL: Robert.Mooshegian@urs.com
C. Williams, L. Rathnow, S. Jansen, D. Mattingly, B. Lehan, C. Kretzer

TURNAROUND TIME (CALENDAR DAYS):
☑ STANDARD (14 DAY) ☐ 5 DAYS ☐ 3 DAYS ☐ 2 DAYS ☐ 24 HOURS ☐ RESULTS NEEDED ON WEEKEND

REQUESTED ANALYSIS

☐ LA - RWQCB REPORT FORMAT ☑ UST AGENCY:

DELIVERABLES: ☐ LEVEL 1 ☐ LEVEL 2 ☐ LEVEL 3 ☑ LEVEL 4 ☐ OTHER (SPECIFY)

☑ SHELL CONTRACT RATE APPLIES
☐ STATE REIMBURSEMENT RATE APPLIES
☐ EDD NOT NEEDED
☑ RECEIPT VERIFICATION REQUESTED

Turn Around Time: ☑ Normal ☐ Rush ☐ Specify

Lab Use Only
Pressurized by:
Date:
Pressurization Gas: N_2 He

Lab Use Only	Field Sample Identification	SAMPLING DATE	SAMPLING TIME	Canister Number	Canister Pressure/Vacuum Initial	Final	Receipt	Final (psi)	Modified TO-15 + Butane & Isopentane	ASTM D-1946 + Helium
LA	VMP-29-10-020613	02/06/13	0928-0958	12392	-30	-9.5			X	X
2A	VMP-29-20-020613	02/06/13	1022-1056	36529	-30	-9.5			X	X
3A	VMP-29-30-020613	02/06/13	1120-1150	37391	-30	-10.5			X	X
4A	VMP-30-10-020613	02/06/13	0917-0947	34064	-30	-8			X	X
5A	VMP-30-20-020613	02/06/13	1017-1047	36515	-30	-9			X	X
6A	VMP-30-30-020613	02/06/13	1118-1146	3390	-30	-8.5			X	X
7A	VMP-32-5-020513	02/05/13	0853-0923	34850	-29.5	-7.5			X	X
8A	VMP-32-10-020513	02/05/13	0939-1009	37695	-29.5	-7			X	X
9A	VMP-32-20-020513	02/05/13	1028-1058	35601	-29.5	-9			X	X
									X	X

ADDITIONAL NOTES:
- 14 day hold time
- Report results between MDL and RL
- Level IV ECVP

Relinquished by: (Signature)

Received by: (Signature)
FEDEX

Date: 2/7/13 Time: 1730

Relinquished by: (Signature)

Received by: (Signature)

Date: 2/8/13 Time: 0930

Relinquished by: (Signature)

Received by: (Signature)

Date: Time:

Custody Seal Intact? Y N None Temp 4.2

05/2008 Revision

1302156

Shell Oil Products Chain Of Custody Record

Air Toxics LTD.
Project Name: Roxana Soil Vapor
Project # 21562850.04001
Lab Vendor #

Please Check Appropriate Box:
☑ ENV. SERVICES ☐ MOTIVA RETAIL ☐ SHELL RETAIL
☐ MOTIVA SD&LM ☐ CONSULTANT ☐ LUBES
☐ SHELL PIPELINE ☐ OTHER

Print Bill To Contact Name: Robert Mooshegian
PO #:
INCIDENT # (ENV SERVICES): 9 7 2 1 6 6 4 0 ☐ CHECK IF NO INCIDENT # APPLIES
SAP #: 3 4 0 0 6 1
DATE: 02/07/13
PAGE: 3 of 3

SAMPLING COMPANY: URS CORPORATION
LOG CODE:
ADDRESS: 1001 HIGHLANDS PLAZA DRIVE WEST - SUITE 300; ST. LOUIS, MO 63110
SITE ADDRESS: Street and City: 900 SOUTH CENTRAL AVE – ROXANA
State: IL
GLOBAL ID NO.:
Laboratory Address: Air Toxics, LTD 180 Blue Ravine Road, Suite B, Folsom, CA 95630-4719
EDF DELIVERABLE TO (Name, Company, Office Location): Elizabeth Kunkel, URS, St. Louis
PHONE NO.: 314-743-4178
E-MAIL: Elizabeth_Kunkel@URSCorp.com
CONSULTANT PROJECT NAME#: Roxana Soil Vapor
TELEPHONE:
FAX: 314-429-0462
Bill To Contact E-MAIL: Robert.Mooshegian@urs.com
C. Williams, L. Rathnow, S. Jansen, D. Mattingly, B. Lehan, C. Kretzer

TURNAROUND TIME (CALENDAR DAYS):
☑ STANDARD (14 DAY) ☐ 5 DAYS ☐ 3 DAYS ☐ 2 DAYS ☐ 24 HOURS ☐ RESULTS NEEDED ON WEEKEND

☐ IA - RWQCB REPORT FORMAT ☑ UST AGENCY:

DELIVERABLES: ☐ LEVEL 1 ☐ LEVEL 2 ☐ LEVEL 3 ☑ LEVEL 4 ☐ OTHER (SPECIFY)

☑ SHELL CONTRACT RATE APPLIES
☐ STATE REIMBURSEMENT RATE APPLIES
☐ EDD NOT NEEDED
☑ RECEIPT VERIFICATION REQUESTED

REQUESTED ANALYSIS

Lab Use Only	Field Sample Identification	SAMPLING DATE	SAMPLING TIME	Canister Number	Canister Pressure/Vacuum Initial	Final	Receipt	Final (psi)	Modified TO-15 + Butane & Isopentane	ASTM D-1946 + Helium
20A	VMP-53-5-020513	02/05/13	0847-0917	22982	-30	-8.5			X	X
21A	VMP-53-10-020513	02/05/13	0934-1004	35688	-30	-8			X	X
22A	VMP-53-10-020513-DUP	02/05/13	0934-1004	36441	-30	-7			X	X
23A	VMP-53-20-020513	02/05/13	1017-1047	37314	-30	-8.5			X	X
24A	VMP-53-30-020513	02/05/13	1050-1120	34133	-30	-8.5			X	X
25A	VMP-54-5-020613	02/06/13	0947-1018	31772	-30	-10			X	X
26A	VMP-54-10-020613	02/06/13	1122-1152	36431	-30	-9			X	X
									X	X
									X	X
									X	X

Turn Around Time: ☑ Normal ☐ Rush ☐ Specify

Lab Use Only
Pressurized by:
Date:
Pressurization Gas: N_2 He

ADDITIONAL NOTES:
- 14 day hold time
- Report results between MDL and RL
- Level IV ECVP

Relinquished by: (Signature)
Relinquished by: (Signature)
Relinquished by: (Signature)

Received by: (Signature) FEDEX
Received by: (Signature)
Received by: (Signature)

Date: 2/7/13 Time: 1730
Date: 2/8/13 Time: 0930
Date: Time:

05/2008 Revision

Custody Seal Intact?
Y N None Temp: N/A

eurofins | Air Toxics

2/22/2013
Ms. Elizabeth Kunkel
URS Corporation
1001 Highlands Plaza Dr. West
Suite 300
St. Louis MO 63110

Project Name: Roxana Soil Vapor
Project #: 21562850.04001
Workorder #: 1302156B

Dear Ms. Elizabeth Kunkel

The following report includes the data for the above referenced project for sample(s) received on 2/8/2013 at Air Toxics Ltd.

The data and associated QC analyzed by Modified ASTM D-1946 are compliant with the project requirements or laboratory criteria with the exception of the deviations noted in the attached case narrative.

Thank you for choosing Air Toxics Ltd. for your air analysis needs. Air Toxics Ltd. is committed to providing accurate data of the highest quality. Please feel free to contact the Project Manager: Kelly Buettner at 916-985-1000 if you have any questions regarding the data in this report.

Regards,

Kelly Buettner

Project Manager

REVIEWED
ON
3/26/13

eurofins | Air Toxics

WORK ORDER #: 1302156B

Work Order Summary

CLIENT:	Ms. Elizabeth Kunkel URS Corporation 1001 Highlands Plaza Dr. West Suite 300 St. Louis, MO 63110	**BILL TO:**	Accounts Payable Austin URS Corporation P.O. BOX 203970 Austin, TX 78720-1088
PHONE:	314-743-4179	**P.O. #**	21562735.00013
FAX:		**PROJECT #**	21562850.04001 Roxana Soil Vapor
DATE RECEIVED:	02/08/2013	**CONTACT:**	Kelly Buettner
DATE COMPLETED:	02/22/2013		

FRACTION #	NAME	TEST	RECEIPT VAC./PRES.	FINAL PRESSURE
01A	VMP-2-8.5-020513	Modified ASTM D-1946	9.5 "Hg	15 psi
02A	VMP-6-10-020513	Modified ASTM D-1946	8.0 "Hg	15 psi
03A	VMP-6-31.5-020513	Modified ASTM D-1946	6.5 "Hg	15 psi
04A	VMP-6-39-020513	Modified ASTM D-1946	7.0 "Hg	15 psi
05A	VMP-15-5-020513	Modified ASTM D-1946	9.0 "Hg	15 psi
06A	VMP-21-10-020513	Modified ASTM D-1946	7.5 "Hg	15 psi
07A	VMP-21-10-020513-DUP	Modified ASTM D-1946	6.0 "Hg	15 psi
08A	VMP-21-25-020513	Modified ASTM D-1946	6.5 "Hg	15 psi
09A	VMP-21-25-020513-DUP	Modified ASTM D-1946	7.5 "Hg	15 psi
10A	VMP-21-33-020513	Modified ASTM D-1946	7.0 "Hg	15 psi
11A	VMP-29-10-020613	Modified ASTM D-1946	8.5 "Hg	15 psi
12A	VMP-29-20-020613	Modified ASTM D-1946	8.0 "Hg	15 psi
13A	VMP-29-30-020613	Modified ASTM D-1946	9.0 "Hg	15 psi
14A	VMP-30-10-020613	Modified ASTM D-1946	7.0 "Hg	15 psi
15A	VMP-30-20-020613	Modified ASTM D-1946	7.0 "Hg	15 psi
16A	VMP-30-30-020613	Modified ASTM D-1946	7.0 "Hg	15 psi
17A	VMP-32-5-020513	Modified ASTM D-1946	6.0 "Hg	15 psi
18A	VMP-32-10-020513	Modified ASTM D-1946	6.0 "Hg	15 psi
19A	VMP-32-20-020513	Modified ASTM D-1946	8.5 "Hg	15 psi
20A	VMP-53-5-020513	Modified ASTM D-1946	6.5 "Hg	15 psi
21A	VMP-53-10-020513	Modified ASTM D-1946	7.0 "Hg	15 psi
22A	VMP-53-10-020513-DUP	Modified ASTM D-1946	5.5 "Hg	15 psi
23A	VMP-53-20-020513	Modified ASTM D-1946	7.0 "Hg	15 psi

Continued on next page

eurofins | Air Toxics

WORK ORDER #: 1302156B

Work Order Summary

CLIENT:	Ms. Elizabeth Kunkel URS Corporation 1001 Highlands Plaza Dr. West Suite 300 St. Louis, MO 63110	**BILL TO:**	Accounts Payable Austin URS Corporation P.O. BOX 203970 Austin, TX 78720-1088
PHONE:	314-743-4179	**P.O. #**	21562735.00013
FAX:		**PROJECT #**	21562850.04001 Roxana Soil Vapor
DATE RECEIVED:	02/08/2013	**CONTACT:**	Kelly Buettner
DATE COMPLETED:	02/22/2013		

FRACTION #	NAME	TEST	RECEIPT VAC./PRES.	FINAL PRESSURE
24A	VMP-53-30-020513	Modified ASTM D-1946	7.5 "Hg	15 psi
25A	VMP-54-5-020613	Modified ASTM D-1946	8.0 "Hg	15 psi
26A	VMP-54-10-020613	Modified ASTM D-1946	8.5 "Hg	15 psi
27A	Lab Blank	Modified ASTM D-1946	NA	NA
27B	Lab Blank	Modified ASTM D-1946	NA	NA
27C	Lab Blank	Modified ASTM D-1946	NA	NA
27D	Lab Blank	Modified ASTM D-1946	NA	NA
28A	LCS	Modified ASTM D-1946	NA	NA
28AA	LCSD	Modified ASTM D-1946	NA	NA
28B	LCS	Modified ASTM D-1946	NA	NA
28BB	LCSD	Modified ASTM D-1946	NA	NA

CERTIFIED BY: Heidi Hayes DATE: 02/22/13

Technical Director

Certification numbers: AZ Licensure AZ0775, CA NELAP - 12282CA, NY NELAP - 11291,
TX NELAP - T104704434-12-4, UT NELAP CA009332012-3, WA NELAP - C935
Name of Accrediting Agency: NELAP/ORELAP (Oregon Environmental Laboratory Accreditation Program)
Accreditation number: CA300005, Effective date: 10/18/2012, Expiration date: 10/17/2013.
Eurofins Air Toxics Ltd. certifies that the test results contained in this report meet all requirements of the NELAC standards

This report shall not be reproduced, except in full, without the written approval of Eurofins Air Toxics, Inc.

180 BLUE RAVINE ROAD, SUITE B FOLSOM, CA - 9563
(916) 985-1000 . (800) 985-5955 . FAX (916) 985-1020

LABORATORY NARRATIVE
Modified ASTM D-1946
URS Corporation
Workorder# 1302156B

Twenty-six 1 Liter Summa Canister samples were received on February 08, 2013. The laboratory performed analysis via Modified ASTM Method D-1946 for Methane and fixed gases in air using GC/FID or GC/TCD. The method involves direct injection of 1.0 mL of sample.

On the analytical column employed for this analysis, Oxygen coelutes with Argon. The corresponding peak is quantitated as Oxygen.

Since Nitrogen is used to pressurize samples, the reported Nitrogen values are calculated by adding all the sample components and subtracting from 100%.

Method modifications taken to run these samples are summarized in the table below. Specific project requirements may over-ride the ATL modifications.

Requirement	*ASTM D-1946*	*ATL Modifications*
Calibration	A single point calibration is performed using a reference standard closely matching the composition of the unknown.	A 3-point calibration curve is performed. Quantitation is based on a daily calibration standard which may or may not resemble the composition of the associated samples.
Reference Standard	The composition of any reference standard must be known to within 0.01 mol % for any component.	The standards used by ATL are blended to a >/= 95% accuracy.
Sample Injection Volume	Components whose concentrations are in excess of 5 % should not be analyzed by using sample volumes greater than 0.5 mL.	The sample container is connected directly to a fixed volume sample loop of 1.0 mL on the GC. Linear range is defined by the calibration curve. Bags are loaded by vacuum.
Normalization	Normalize the mole percent values by multiplying each value by 100 and dividing by the sum of the original values. The sum of the original values should not differ from 100% by more than 1.0%.	Results are not normalized. The sum of the reported values can differ from 100% by as much as 15%, either due to analytical variability or an unusual sample matrix.
Precision	Precision requirements established at each concentration level.	Duplicates should agree within 25% RPD for detections > 5 X's the RL.

Receiving Notes

There were no receiving discrepancies.

Analytical Notes

As per project specific client request the laboratory has reported estimated values for target compound hits that are below the Reporting Limit but greater than the Method Detection Limit. Concentrations that are below the level at which the canister was certified may be false positives.

The reporting limit for Carbon Monoxide was raised from 0.010% to 0.050%.

Definition of Data Qualifying Flags

Seven qualifiers may have been used on the data analysis sheets and indicate as follows:
B - Compound present in laboratory blank greater than reporting limit.
J - Estimated value.
E - Exceeds instrument calibration range.
S - Saturated peak.
Q - Exceeds quality control limits.
U - Compound analyzed for but not detected above the detection limit.
M - Reported value may be biased due to apparent matrix interferences.
File extensions may have been used on the data analysis sheets and indicates as follows:
a-File was requantified
b-File was quantified by a second column and detector
r1-File was requantified for the purpose of reissue

eurofins | Air Toxics

Summary of Detected Compounds
NATURAL GAS ANALYSIS BY MODIFIED ASTM D-1946

Client Sample ID: VMP-2-8.5-020513

Lab ID#: 1302156B-01A

Compound	Rpt. Limit (%)	Amount (%)
Oxygen	0.30	19
Nitrogen	0.30	79
Carbon Dioxide	0.030	1.8

Client Sample ID: VMP-6-10-020513

Lab ID#: 1302156B-02A

Compound	Rpt. Limit (%)	Amount (%)
Oxygen	0.28	20
Nitrogen	0.28	78
Methane	0.00028	0.000023 J
Carbon Dioxide	0.028	0.34
Helium	0.14	1.7

Client Sample ID: VMP-6-31.5-020513

Lab ID#: 1302156B-03A

Compound	Rpt. Limit (%)	Amount (%)
Oxygen	0.26	10
Nitrogen	0.26	82
Methane	0.00026	0.0028
Carbon Dioxide	0.026	7.5

Client Sample ID: VMP-6-39-020513

Lab ID#: 1302156B-04A

Compound	Rpt. Limit (%)	Amount (%)
Oxygen	0.26	5.4
Nitrogen	0.26	82
Methane	0.00026	0.00036
Carbon Dioxide	0.026	12

eurofins | Air Toxics

Summary of Detected Compounds
NATURAL GAS ANALYSIS BY MODIFIED ASTM D-1946

Client Sample ID: VMP-15-5-020513

Lab ID#: 1302156B-05A

Compound	Rpt. Limit (%)	Amount (%)
Oxygen	0.29	10
Nitrogen	0.29	83
Carbon Dioxide	0.029	6.7

Client Sample ID: VMP-21-10-020513

Lab ID#: 1302156B-06A

Compound	Rpt. Limit (%)	Amount (%)
Oxygen	0.27	18
Nitrogen	0.27	79
Methane	0.00027	0.000019 J
Carbon Dioxide	0.027	3.4

Client Sample ID: VMP-21-10-020513-DUP

Lab ID#: 1302156B-07A

Compound	Rpt. Limit (%)	Amount (%)
Oxygen	0.25	18
Nitrogen	0.25	78
Methane	0.00025	0.000023 J
Carbon Dioxide	0.025	3.5

Client Sample ID: VMP-21-25-020513

Lab ID#: 1302156B-08A

Compound	Rpt. Limit (%)	Amount (%)
Oxygen	0.26	11
Nitrogen	0.26	80
Methane	0.00026	0.000043 J
Carbon Dioxide	0.026	8.7
Helium	0.13	0.020 J

eurofins | Air Toxics

Summary of Detected Compounds
NATURAL GAS ANALYSIS BY MODIFIED ASTM D-1946

Client Sample ID: VMP-21-25-020513-DUP

Lab ID#: 1302156B-09A

Compound	Rpt. Limit (%)	Amount (%)
Oxygen	0.27	11
Nitrogen	0.27	80
Methane	0.00027	0.000036 J
Carbon Dioxide	0.027	8.8
Helium	0.13	0.058

Client Sample ID: VMP-21-33-020513

Lab ID#: 1302156B-10A

Compound	Rpt. Limit (%)	Amount (%)
Oxygen	0.26	9.1
Nitrogen	0.26	81
Methane	0.00026	0.000073 J
Carbon Dioxide	0.026	10

Client Sample ID: VMP-29-10-020613

Lab ID#: 1302156B-11A

Compound	Rpt. Limit (%)	Amount (%)
Oxygen	0.28	20
Nitrogen	0.28	79
Methane	0.00028	0.000090 J
Carbon Dioxide	0.028	1.2
Helium	0.14	0.15

Client Sample ID: VMP-29-20-020613

Lab ID#: 1302156B-12A

Compound	Rpt. Limit (%)	Amount (%)
Oxygen	0.28	21
Nitrogen	0.28	78
Methane	0.00028	0.00021 J

eurofins | Air Toxics

Summary of Detected Compounds
NATURAL GAS ANALYSIS BY MODIFIED ASTM D-1946

Client Sample ID: VMP-29-20-020613

Lab ID#: 1302156B-12A

Carbon Dioxide	0.028	0.32
Helium	0.14	0.16

Client Sample ID: VMP-29-30-020613

Lab ID#: 1302156B-13A

Compound	Rpt. Limit (%)	Amount (%)
Oxygen	0.29	20
Nitrogen	0.29	78
Methane	0.00029	0.00014 J
Carbon Dioxide	0.029	1.8
Helium	0.14	0.043

Client Sample ID: VMP-30-10-020613

Lab ID#: 1302156B-14A

Compound	Rpt. Limit (%)	Amount (%)
Oxygen	0.26	22
Nitrogen	0.26	78
Methane	0.00026	0.000058 J
Carbon Dioxide	0.026	0.094

Client Sample ID: VMP-30-20-020613

Lab ID#: 1302156B-15A

Compound	Rpt. Limit (%)	Amount (%)
Oxygen	0.26	21
Nitrogen	0.26	78
Methane	0.00026	0.00013 J
Carbon Dioxide	0.026	0.52

Client Sample ID: VMP-30-30-020613

Lab ID#: 1302156B-16A

eurofins | Air Toxics

Summary of Detected Compounds
NATURAL GAS ANALYSIS BY MODIFIED ASTM D-1946

Client Sample ID: VMP-30-30-020613

Lab ID#: 1302156B-16A

Compound	Rpt. Limit (%)	Amount (%)
Oxygen	0.26	20
Nitrogen	0.26	78
Methane	0.00026	0.000080 J
Carbon Dioxide	0.026	1.8

Client Sample ID: VMP-32-5-020513

Lab ID#: 1302156B-17A

Compound	Rpt. Limit (%)	Amount (%)
Oxygen	0.25	21
Nitrogen	0.25	79
Methane	0.00025	0.00013 J
Carbon Dioxide	0.025	0.25

Client Sample ID: VMP-32-10-020513

Lab ID#: 1302156B-18A

Compound	Rpt. Limit (%)	Amount (%)
Oxygen	0.25	19
Nitrogen	0.25	79
Methane	0.00025	0.000027 J
Carbon Dioxide	0.025	2.2

Client Sample ID: VMP-32-20-020513

Lab ID#: 1302156B-19A

Compound	Rpt. Limit (%)	Amount (%)
Oxygen	0.28	18
Nitrogen	0.28	79
Methane	0.00028	0.000026 J
Carbon Dioxide	0.028	3.4

eurofins | Air Toxics

Summary of Detected Compounds
NATURAL GAS ANALYSIS BY MODIFIED ASTM D-1946

Client Sample ID: VMP-53-5-020513

Lab ID#: 1302156B-20A

Compound	Rpt. Limit (%)	Amount (%)
Oxygen	0.26	21
Nitrogen	0.26	78
Methane	0.00026	0.000073 J
Carbon Dioxide	0.026	0.49

Client Sample ID: VMP-53-10-020513

Lab ID#: 1302156B-21A

Compound	Rpt. Limit (%)	Amount (%)
Oxygen	0.26	21
Nitrogen	0.26	78
Methane	0.00026	0.000018 J
Carbon Dioxide	0.026	0.59
Helium	0.13	0.027 J

Client Sample ID: VMP-53-10-020513-DUP

Lab ID#: 1302156B-22A

Compound	Rpt. Limit (%)	Amount (%)
Oxygen	0.25	21
Nitrogen	0.25	78
Methane	0.00025	0.000020 J
Carbon Dioxide	0.025	0.58
Helium	0.12	0.019 J

Client Sample ID: VMP-53-20-020513

Lab ID#: 1302156B-23A

Compound	Rpt. Limit (%)	Amount (%)
Oxygen	0.26	20
Nitrogen	0.26	78
Methane	0.00026	0.000029 J

eurofins | Air Toxics

Summary of Detected Compounds
NATURAL GAS ANALYSIS BY MODIFIED ASTM D-1946

Client Sample ID: VMP-53-20-020513

Lab ID#: 1302156B-23A

Carbon Dioxide	0.026	1.8

Client Sample ID: VMP-53-30-020513

Lab ID#: 1302156B-24A

Compound	Rpt. Limit (%)	Amount (%)
Oxygen	0.27	19
Nitrogen	0.27	78
Methane	0.00027	0.000043 J
Carbon Dioxide	0.027	3.5
Helium	0.13	0.026 J

Client Sample ID: VMP-54-5-020613

Lab ID#: 1302156B-25A

Compound	Rpt. Limit (%)	Amount (%)
Oxygen	0.28	19
Nitrogen	0.28	79
Methane	0.00028	0.00011 J
Carbon Dioxide	0.028	1.7

Client Sample ID: VMP-54-10-020613

Lab ID#: 1302156B-26A

Compound	Rpt. Limit (%)	Amount (%)
Oxygen	0.28	18
Nitrogen	0.28	79
Carbon Dioxide	0.028	3.2

eurofins | Air Toxics

Client Sample ID: VMP-2-8.5-020513

Lab ID#: 1302156B-01A

NATURAL GAS ANALYSIS BY MODIFIED ASTM D-1946

File Name:	**9021609**	**Date of Collection:**	**2/5/13 2:05:00 PM**
Dil. Factor:	**2.96**	**Date of Analysis:**	**2/16/13 08:25 AM**

Compound	Rpt. Limit (%)	Amount (%)
Oxygen	0.30	19
Nitrogen	0.30	79
Carbon Monoxide	0.15	Not Detected
Methane	0.00030	Not Detected
Carbon Dioxide	0.030	1.8
Ethane	0.0030	Not Detected
Ethene	0.0030	Not Detected
Helium	0.15	Not Detected

Container Type: 1 Liter Summa Canister

eurofins | Air Toxics

Client Sample ID: VMP-6-10-020513

Lab ID#: 1302156B-02A

NATURAL GAS ANALYSIS BY MODIFIED ASTM D-1946

File Name:	**9021610**	**Date of Collection: 2/5/13 3:09:00 PM**	
Dil. Factor:	**2.76**	**Date of Analysis: 2/16/13 08:47 AM**	

Compound	Rpt. Limit (%)	Amount (%)
Oxygen	0.28	20
Nitrogen	0.28	78
Carbon Monoxide	0.14	Not Detected
Methane	0.00028	0.000023 J
Carbon Dioxide	0.028	0.34
Ethane	0.0028	Not Detected
Ethene	0.0028	Not Detected
Helium	0.14	1.7

J = Estimated value.

Container Type: 1 Liter Summa Canister

eurofins | Air Toxics

Client Sample ID: VMP-6-31.5-020513

Lab ID#: 1302156B-03A

NATURAL GAS ANALYSIS BY MODIFIED ASTM D-1946

File Name:	**9021611**	**Date of Collection:**	**2/5/13 2:26:00 PM**
Dil. Factor:	**2.58**	**Date of Analysis:**	**2/16/13 09:11 AM**

Compound	Rpt. Limit (%)	Amount (%)
Oxygen	0.26	10
Nitrogen	0.26	82
Carbon Monoxide	0.13	Not Detected
Methane	0.00026	0.0028
Carbon Dioxide	0.026	7.5
Ethane	0.0026	Not Detected
Ethene	0.0026	Not Detected
Helium	0.13	Not Detected

Container Type: 1 Liter Summa Canister

eurofins | Air Toxics

Client Sample ID: VMP-6-39-020513

Lab ID#: 1302156B-04A

NATURAL GAS ANALYSIS BY MODIFIED ASTM D-1946

File Name:	**9021612**	**Date of Collection:**	**2/5/13 1:34:00 PM**
Dil. Factor:	**2.64**	**Date of Analysis:**	**2/16/13 09:33 AM**

Compound	Rpt. Limit (%)	Amount (%)
Oxygen	0.26	5.4
Nitrogen	0.26	82
Carbon Monoxide	0.13	Not Detected
Methane	0.00026	0.00036
Carbon Dioxide	0.026	12
Ethane	0.0026	Not Detected
Ethene	0.0026	Not Detected
Helium	0.13	Not Detected

Container Type: 1 Liter Summa Canister

eurofins | Air Toxics

Client Sample ID: VMP-15-5-020513

Lab ID#: 1302156B-05A

NATURAL GAS ANALYSIS BY MODIFIED ASTM D-1946

File Name:	**9021613**	**Date of Collection:**	**2/5/13 3:25:00 PM**
Dil. Factor:	**2.89**	**Date of Analysis:**	**2/16/13 09:59 AM**

Compound	Rpt. Limit (%)	Amount (%)
Oxygen	0.29	10
Nitrogen	0.29	83
Carbon Monoxide	0.14	Not Detected
Methane	0.00029	Not Detected
Carbon Dioxide	0.029	6.7
Ethane	0.0029	Not Detected
Ethene	0.0029	Not Detected
Helium	0.14	Not Detected

Container Type: 1 Liter Summa Canister

eurofins | Air Toxics

Client Sample ID: VMP-21-10-020513

Lab ID#: 1302156B-06A

NATURAL GAS ANALYSIS BY MODIFIED ASTM D-1946

File Name:	**9021614**	**Date of Collection:**	**2/5/13 3:30:00 PM**
Dil. Factor:	**2.69**	**Date of Analysis:**	**2/16/13 10:28 AM**

Compound	Rpt. Limit (%)	Amount (%)
Oxygen	0.27	18
Nitrogen	0.27	79
Carbon Monoxide	0.13	Not Detected
Methane	0.00027	0.000019 J
Carbon Dioxide	0.027	3.4
Ethane	0.0027	Not Detected
Ethene	0.0027	Not Detected
Helium	0.13	Not Detected

J = Estimated value.

Container Type: 1 Liter Summa Canister

eurofins | Air Toxics

Client Sample ID: VMP-21-10-020513-DUP

Lab ID#: 1302156B-07A

NATURAL GAS ANALYSIS BY MODIFIED ASTM D-1946

File Name:	**9021615**	**Date of Collection:**	**2/5/13 3:30:00 PM**
Dil. Factor:	**2.52**	**Date of Analysis:**	**2/16/13 10:50 AM**

Compound	Rpt. Limit (%)	Amount (%)
Oxygen	0.25	18
Nitrogen	0.25	78
Carbon Monoxide	0.13	Not Detected
Methane	0.00025	0.000023 J
Carbon Dioxide	0.025	3.5
Ethane	0.0025	Not Detected
Ethene	0.0025	Not Detected
Helium	0.13	Not Detected

J = Estimated value.

Container Type: 1 Liter Summa Canister

eurofins | Air Toxics

Client Sample ID: VMP-21-25-020513

Lab ID#: 1302156B-08A

NATURAL GAS ANALYSIS BY MODIFIED ASTM D-1946

File Name:	**9021616**	**Date of Collection:**	**2/5/13 2:40:00 PM**
Dil. Factor:	**2.58**	**Date of Analysis:**	**2/16/13 11:12 AM**

Compound	Rpt. Limit (%)	Amount (%)
Oxygen	0.26	11
Nitrogen	0.26	80
Carbon Monoxide	0.13	Not Detected
Methane	0.00026	0.000043 J
Carbon Dioxide	0.026	8.7
Ethane	0.0026	Not Detected
Ethene	0.0026	Not Detected
Helium	0.13	0.020 J

J = Estimated value.

Container Type: 1 Liter Summa Canister

eurofins | Air Toxics

Client Sample ID: VMP-21-25-020513-DUP

Lab ID#: 1302156B-09A

NATURAL GAS ANALYSIS BY MODIFIED ASTM D-1946

File Name:	**9021617**	**Date of Collection: 2/5/13 2:40:00 PM**	
Dil. Factor:	**2.69**	**Date of Analysis: 2/16/13 11:34 AM**	

Compound	Rpt. Limit (%)	Amount (%)
Oxygen	0.27	11
Nitrogen	0.27	80
Carbon Monoxide	0.13	Not Detected
Methane	0.00027	0.000036 J
Carbon Dioxide	0.027	8.8
Ethane	0.0027	Not Detected
Ethene	0.0027	Not Detected
Helium	0.13	0.058

J = Estimated value.

Container Type: 1 Liter Summa Canister

eurofins | Air Toxics

Client Sample ID: VMP-21-33-020513

Lab ID#: 1302156B-10A

NATURAL GAS ANALYSIS BY MODIFIED ASTM D-1946

File Name:	**9021618**	**Date of Collection:**	**2/5/13 1:54:00 PM**
Dil. Factor:	**2.64**	**Date of Analysis:**	**2/16/13 11:56 AM**

Compound	Rpt. Limit (%)	Amount (%)
Oxygen	0.26	9.1
Nitrogen	0.26	81
Carbon Monoxide	0.13	Not Detected
Methane	0.00026	0.000073 J
Carbon Dioxide	0.026	10
Ethane	0.0026	Not Detected
Ethene	0.0026	Not Detected
Helium	0.13	Not Detected

J = Estimated value.

Container Type: 1 Liter Summa Canister

eurofins | Air Toxics

Client Sample ID: VMP-29-10-020613

Lab ID#: 1302156B-11A

NATURAL GAS ANALYSIS BY MODIFIED ASTM D-1946

File Name:	**9021619**	**Date of Collection:**	**2/6/13 9:56:00 AM**
Dil. Factor:	**2.82**	**Date of Analysis:**	**2/16/13 12:18 PM**

Compound	Rpt. Limit (%)	Amount (%)
Oxygen	0.28	20
Nitrogen	0.28	79
Carbon Monoxide	0.14	Not Detected
Methane	0.00028	0.000090 J
Carbon Dioxide	0.028	1.2
Ethane	0.0028	Not Detected
Ethene	0.0028	Not Detected
Helium	0.14	0.15

J = Estimated value.

Container Type: 1 Liter Summa Canister

eurofins | Air Toxics

Client Sample ID: VMP-29-20-020613

Lab ID#: 1302156B-12A

NATURAL GAS ANALYSIS BY MODIFIED ASTM D-1946

File Name:	**9021620**	**Date of Collection:**	**2/6/13 10:56:00 AM**
Dil. Factor:	**2.76**	**Date of Analysis:**	**2/16/13 12:56 PM**

Compound	Rpt. Limit (%)	Amount (%)
Oxygen	0.28	21
Nitrogen	0.28	78
Carbon Monoxide	0.14	Not Detected
Methane	0.00028	0.00021 J
Carbon Dioxide	0.028	0.32
Ethane	0.0028	Not Detected
Ethene	0.0028	Not Detected
Helium	0.14	0.16

J = Estimated value.

Container Type: 1 Liter Summa Canister

eurofins | Air Toxics

Client Sample ID: VMP-29-30-020613

Lab ID#: 1302156B-13A

NATURAL GAS ANALYSIS BY MODIFIED ASTM D-1946

File Name:	**9021621**	**Date of Collection:**	**2/6/13 11:50:00 AM**
Dil. Factor:	**2.89**	**Date of Analysis:**	**2/16/13 01:18 PM**

Compound	Rpt. Limit (%)	Amount (%)
Oxygen	0.29	20
Nitrogen	0.29	78
Carbon Monoxide	0.14	Not Detected
Methane	0.00029	0.00014 J
Carbon Dioxide	0.029	1.8
Ethane	0.0029	Not Detected
Ethene	0.0029	Not Detected
Helium	0.14	0.043

J = Estimated value.

Container Type: 1 Liter Summa Canister

eurofins | Air Toxics

Client Sample ID: VMP-30-10-020613

Lab ID#: 1302156B-14A

NATURAL GAS ANALYSIS BY MODIFIED ASTM D-1946

File Name:	**9021622**	**Date of Collection:**	**2/6/13 9:47:00 AM**
Dil. Factor:	**2.64**	**Date of Analysis:**	**2/16/13 01:40 PM**

Compound	Rpt. Limit (%)	Amount (%)
Oxygen	0.26	22
Nitrogen	0.26	78
Carbon Monoxide	0.13	Not Detected
Methane	0.00026	0.000058 J
Carbon Dioxide	0.026	0.094
Ethane	0.0026	Not Detected
Ethene	0.0026	Not Detected
Helium	0.13	Not Detected

J = Estimated value.

Container Type: 1 Liter Summa Canister

eurofins | Air Toxics

Client Sample ID: VMP-30-20-020613

Lab ID#: 1302156B-15A

NATURAL GAS ANALYSIS BY MODIFIED ASTM D-1946

File Name:	**9021623**	**Date of Collection:**	**2/6/13 10:47:00 AM**
Dil. Factor:	**2.64**	**Date of Analysis:**	**2/16/13 02:02 PM**

Compound	Rpt. Limit (%)	Amount (%)
Oxygen	0.26	21
Nitrogen	0.26	78
Carbon Monoxide	0.13	Not Detected
Methane	0.00026	0.00013 J
Carbon Dioxide	0.026	0.52
Ethane	0.0026	Not Detected
Ethene	0.0026	Not Detected
Helium	0.13	Not Detected

J = Estimated value.

Container Type: 1 Liter Summa Canister

eurofins | Air Toxics

Client Sample ID: VMP-30-30-020613

Lab ID#: 1302156B-16A

NATURAL GAS ANALYSIS BY MODIFIED ASTM D-1946

File Name:	**9021624**	**Date of Collection:**	**2/6/13 11:45:00 AM**
Dil. Factor:	**2.64**	**Date of Analysis:**	**2/16/13 02:24 PM**

Compound	Rpt. Limit (%)	Amount (%)
Oxygen	0.26	20
Nitrogen	0.26	78
Carbon Monoxide	0.13	Not Detected
Methane	0.00026	0.000080 J
Carbon Dioxide	0.026	1.8
Ethane	0.0026	Not Detected
Ethene	0.0026	Not Detected
Helium	0.13	Not Detected

J = Estimated value.

Container Type: 1 Liter Summa Canister

eurofins | Air Toxics

Client Sample ID: VMP-32-5-020513

Lab ID#: 1302156B-17A

NATURAL GAS ANALYSIS BY MODIFIED ASTM D-1946

File Name:	**9021625**	**Date of Collection: 2/5/13 9:23:00 AM**	
Dil. Factor:	**2.52**	**Date of Analysis: 2/16/13 02:46 PM**	

Compound	Rpt. Limit (%)	Amount (%)
Oxygen	0.25	21
Nitrogen	0.25	79
Carbon Monoxide	0.13	Not Detected
Methane	0.00025	0.00013 J
Carbon Dioxide	0.025	0.25
Ethane	0.0025	Not Detected
Ethene	0.0025	Not Detected
Helium	0.13	Not Detected

J = Estimated value.

Container Type: 1 Liter Summa Canister

eurofins | Air Toxics

Client Sample ID: VMP-32-10-020513

Lab ID#: 1302156B-18A

NATURAL GAS ANALYSIS BY MODIFIED ASTM D-1946

File Name:	**9021905**	**Date of Collection:**	**2/5/13 10:09:00 AM**
Dil. Factor:	**2.52**	**Date of Analysis:**	**2/19/13 10:50 AM**

Compound	Rpt. Limit (%)	Amount (%)
Oxygen	0.25	19
Nitrogen	0.25	79
Carbon Monoxide	0.13	Not Detected
Methane	0.00025	0.000027 J
Carbon Dioxide	0.025	2.2
Ethane	0.0025	Not Detected
Ethene	0.0025	Not Detected
Helium	0.13	Not Detected

J = Estimated value.

Container Type: 1 Liter Summa Canister

eurofins | Air Toxics

Client Sample ID: VMP-32-20-020513

Lab ID#: 1302156B-19A

NATURAL GAS ANALYSIS BY MODIFIED ASTM D-1946

File Name:	**9021906**	**Date of Collection:**	**2/5/13 10:58:00 AM**
Dil. Factor:	**2.82**	**Date of Analysis:**	**2/19/13 11:13 AM**

Compound	Rpt. Limit (%)	Amount (%)
Oxygen	0.28	18
Nitrogen	0.28	79
Carbon Monoxide	0.14	Not Detected
Methane	0.00028	0.000026 J
Carbon Dioxide	0.028	3.4
Ethane	0.0028	Not Detected
Ethene	0.0028	Not Detected
Helium	0.14	Not Detected

J = Estimated value.

Container Type: 1 Liter Summa Canister

eurofins | Air Toxics

Client Sample ID: VMP-53-5-020513

Lab ID#: 1302156B-20A

NATURAL GAS ANALYSIS BY MODIFIED ASTM D-1946

File Name:	**9021907**	**Date of Collection: 2/5/13 9:17:00 AM**	
Dil. Factor:	**2.58**	**Date of Analysis: 2/19/13 11:38 AM**	

Compound	Rpt. Limit (%)	Amount (%)
Oxygen	0.26	21
Nitrogen	0.26	78
Carbon Monoxide	0.13	Not Detected
Methane	0.00026	0.000073 J
Carbon Dioxide	0.026	0.49
Ethane	0.0026	Not Detected
Ethene	0.0026	Not Detected
Helium	0.13	Not Detected

J = Estimated value.

Container Type: 1 Liter Summa Canister

eurofins | Air Toxics

Client Sample ID: VMP-53-10-020513

Lab ID#: 1302156B-21A

NATURAL GAS ANALYSIS BY MODIFIED ASTM D-1946

File Name:	**9021908**	**Date of Collection:**	**2/5/13 10:04:00 AM**
Dil. Factor:	**2.64**	**Date of Analysis:**	**2/19/13 12:03 PM**

Compound	Rpt. Limit (%)	Amount (%)
Oxygen	0.26	21
Nitrogen	0.26	78
Carbon Monoxide	0.13	Not Detected
Methane	0.00026	0.000018 J
Carbon Dioxide	0.026	0.59
Ethane	0.0026	Not Detected
Ethene	0.0026	Not Detected
Helium	0.13	0.027 J

J = Estimated value.

Container Type: 1 Liter Summa Canister

eurofins | Air Toxics

Client Sample ID: VMP-53-10-020513-DUP

Lab ID#: 1302156B-22A

NATURAL GAS ANALYSIS BY MODIFIED ASTM D-1946

File Name:	**9021909**	**Date of Collection:**	**2/5/13 10:04:00 AM**
Dil. Factor:	**2.47**	**Date of Analysis:**	**2/19/13 12:28 PM**

Compound	Rpt. Limit (%)	Amount (%)
Oxygen	0.25	21
Nitrogen	0.25	78
Carbon Monoxide	0.12	Not Detected
Methane	0.00025	0.000020 J
Carbon Dioxide	0.025	0.58
Ethane	0.0025	Not Detected
Ethene	0.0025	Not Detected
Helium	0.12	0.019 J

J = Estimated value.

Container Type: 1 Liter Summa Canister

eurofins | Air Toxics

Client Sample ID: VMP-53-20-020513

Lab ID#: 1302156B-23A

NATURAL GAS ANALYSIS BY MODIFIED ASTM D-1946

File Name:	**9021910**	**Date of Collection:**	**2/5/13 10:47:00 AM**
Dil. Factor:	**2.64**	**Date of Analysis:**	**2/19/13 01:16 PM**

Compound	Rpt. Limit (%)	Amount (%)
Oxygen	0.26	20
Nitrogen	0.26	78
Carbon Monoxide	0.13	Not Detected
Methane	0.00026	0.000029 J
Carbon Dioxide	0.026	1.8
Ethane	0.0026	Not Detected
Ethene	0.0026	Not Detected
Helium	0.13	Not Detected

J = Estimated value.

Container Type: 1 Liter Summa Canister

eurofins | Air Toxics

Client Sample ID: VMP-53-30-020513

Lab ID#: 1302156B-24A

NATURAL GAS ANALYSIS BY MODIFIED ASTM D-1946

File Name:	**9021911**	**Date of Collection:**	**2/5/13 11:29:00 AM**
Dil. Factor:	**2.69**	**Date of Analysis:**	**2/19/13 01:41 PM**

Compound	Rpt. Limit (%)	Amount (%)
Oxygen	0.27	19
Nitrogen	0.27	78
Carbon Monoxide	0.13	Not Detected
Methane	0.00027	0.000043 J
Carbon Dioxide	0.027	3.5
Ethane	0.0027	Not Detected
Ethene	0.0027	Not Detected
Helium	0.13	0.026 J

J = Estimated value.

Container Type: 1 Liter Summa Canister

eurofins | Air Toxics

Client Sample ID: VMP-54-5-020613

Lab ID#: 1302156B-25A

NATURAL GAS ANALYSIS BY MODIFIED ASTM D-1946

File Name:	**9021912**	**Date of Collection: 2/6/13 10:18:00 AM**	
Dil. Factor:	**2.76**	**Date of Analysis: 2/19/13 02:14 PM**	

Compound	Rpt. Limit (%)	Amount (%)
Oxygen	0.28	19
Nitrogen	0.28	79
Carbon Monoxide	0.14	Not Detected
Methane	0.00028	0.00011 J
Carbon Dioxide	0.028	1.7
Ethane	0.0028	Not Detected
Ethene	0.0028	Not Detected
Helium	0.14	Not Detected

J = Estimated value.

Container Type: 1 Liter Summa Canister

eurofins | Air Toxics

Client Sample ID: VMP-54-10-020613

Lab ID#: 1302156B-26A

NATURAL GAS ANALYSIS BY MODIFIED ASTM D-1946

File Name:	**9021913**	**Date of Collection:**	**2/6/13 11:52:00 AM**
Dil. Factor:	**2.82**	**Date of Analysis:**	**2/19/13 02:38 PM**

Compound	Rpt. Limit (%)	Amount (%)
Oxygen	0.28	18
Nitrogen	0.28	79
Carbon Monoxide	0.14	Not Detected
Methane	0.00028	Not Detected
Carbon Dioxide	0.028	3.2
Ethane	0.0028	Not Detected
Ethene	0.0028	Not Detected
Helium	0.14	Not Detected

Container Type: 1 Liter Summa Canister

eurofins | Air Toxics

Client Sample ID: Lab Blank

Lab ID#: 1302156B-27A

NATURAL GAS ANALYSIS BY MODIFIED ASTM D-1946

File Name:	**9021607a**	**Date of Collection: NA**	
Dil. Factor:	**1.00**	**Date of Analysis: 2/16/13 07:38 AM**	

Compound	Rpt. Limit (%)	Amount (%)
Oxygen	0.10	0.039 J
Nitrogen	0.10	0.051 J
Carbon Monoxide	0.050	Not Detected
Methane	0.00010	Not Detected
Carbon Dioxide	0.010	Not Detected
Ethane	0.0010	Not Detected
Ethene	0.0010	Not Detected

J = Estimated value.

Container Type: NA - Not Applicable

eurofins | Air Toxics

Client Sample ID: Lab Blank

Lab ID#: 1302156B-27B

NATURAL GAS ANALYSIS BY MODIFIED ASTM D-1946

File Name:	**9021604b**	**Date of Collection: NA**	
Dil. Factor:	**1.00**	**Date of Analysis: 2/15/13 09:15 PM**	

Compound	Rpt. Limit (%)	Amount (%)
Helium	0.050	Not Detected

Container Type: NA - Not Applicable

eurofins | Air Toxics

Client Sample ID: Lab Blank

Lab ID#: 1302156B-27C

NATURAL GAS ANALYSIS BY MODIFIED ASTM D-1946

File Name:	**9021904a**	**Date of Collection: NA**	
Dil. Factor:	**1.00**	**Date of Analysis: 2/19/13 10:22 AM**	

Compound	Rpt. Limit (%)	Amount (%)
Oxygen	0.10	Not Detected
Nitrogen	0.10	0.057 J
Carbon Monoxide	0.050	Not Detected
Methane	0.00010	Not Detected
Carbon Dioxide	0.010	Not Detected
Ethane	0.0010	Not Detected
Ethene	0.0010	Not Detected

J = Estimated value.

Container Type: NA - Not Applicable

eurofins | Air Toxics

Client Sample ID: Lab Blank

Lab ID#: 1302156B-27D

NATURAL GAS ANALYSIS BY MODIFIED ASTM D-1946

File Name:	**9021903b**	**Date of Collection: NA**	
Dil. Factor:	**1.00**	**Date of Analysis: 2/19/13 09:55 AM**	

Compound	Rpt. Limit (%)	Amount (%)
Helium	0.050	Not Detected

Container Type: NA - Not Applicable

eurofins | Air Toxics

Client Sample ID: LCS

Lab ID#: 1302156B-28A

NATURAL GAS ANALYSIS BY MODIFIED ASTM D-1946

File Name:	**9021602**	**Date of Collection: NA**	
Dil. Factor:	**1.00**	**Date of Analysis: 2/15/13 08:28 PM**	

Compound	%Recovery
Oxygen	101
Nitrogen	101
Carbon Monoxide	94
Methane	99
Carbon Dioxide	96
Ethane	100
Ethene	97
Helium	102

Container Type: NA - Not Applicable

eurofins | Air Toxics

Client Sample ID: LCSD

Lab ID#: 1302156B-28AA

NATURAL GAS ANALYSIS BY MODIFIED ASTM D-1946

File Name:	**9021630**	**Date of Collection: NA**	
Dil. Factor:	**1.00**	**Date of Analysis: 2/16/13 04:43 PM**	

Compound	%Recovery
Oxygen	100
Nitrogen	101
Carbon Monoxide	96
Methane	99
Carbon Dioxide	100
Ethane	101
Ethene	98
Helium	101

Container Type: NA - Not Applicable

eurofins | Air Toxics

Client Sample ID: LCS

Lab ID#: 1302156B-28B

NATURAL GAS ANALYSIS BY MODIFIED ASTM D-1946

File Name:	**9021902**	**Date of Collection: NA**	
Dil. Factor:	**1.00**	**Date of Analysis: 2/19/13 09:23 AM**	

Compound	%Recovery
Oxygen	100
Nitrogen	101
Carbon Monoxide	97
Methane	97
Carbon Dioxide	100
Ethane	98
Ethene	96
Helium	99

Container Type: NA - Not Applicable

eurofins | Air Toxics

Client Sample ID: LCSD

Lab ID#: 1302156B-28BB

NATURAL GAS ANALYSIS BY MODIFIED ASTM D-1946

File Name:	**9021928**	**Date of Collection: NA**	
Dil. Factor:	**1.00**	**Date of Analysis: 2/19/13 10:15 PM**	

Compound	%Recovery
Oxygen	100
Nitrogen	100
Carbon Monoxide	98
Methane	95
Carbon Dioxide	99
Ethane	97
Ethene	94
Helium	98

Container Type: NA - Not Applicable

1302156

Shell Oil Products Chain Of Custody Record

URS

Air Toxics LTD.
Project Name: Roxana Soil Vapor
Project # 21562850.04001
Lab Vendor #

Please Check Appropriate Box:
☑ ENV. SERVICES ☐ MOTIVA RETAIL ☐ SHELL RETAIL
☐ MOTIVA SC/ON ☐ CONSULTANT ☐ LUBES
☐ SHELL PIPELINE ☐ OTHER

Print Bill To Contact Name: Robert Mooshegian
INCIDENT # (ENV SERVICES): 5 7 2 1 6 6 4 0 ☐ CHECK IF NO INCIDENT # APPLIES
DATE 02/07/13
PO #:
SAP #: 3 4 0 0 6 1
PAGE 1 of 3

SAMPLING COMPANY: URS CORPORATION
LOG CODE:
ADDRESS: 1001 HIGHLANDS PLAZA DRIVE WEST - SUITE 300; ST. LOUIS, MO 63110
LABORATORY ADDRESS: Air Toxics, LTD 180 Blue Ravine Road, Suite B, Folsom, CA 95630-4719
TELEPHONE:
FAX: 314-429-0462
BILL TO CONTACT E-MAIL: Robert.Mooshegian@urs.com

SITE ADDRESS: Street and City: 900 SOUTH CENTRAL AVE – ROXANA
State: IL
GLOBAL ID NO.:
DELIVERABLE TO (Name, Company, Office Location): Elizabeth Kunkel, URS, St. Louis
PHONE NO: 314-743-4179
E-MAIL: Elizabeth_Kunkel@URSCorp.com
CONSULTANT PROJECT NAME #: Roxana Soil Vapor
C. Williams, L. Rathnow, S. Jansen, D. Mattingly, B. Lehan, C. Kretzer

TURNAROUND TIME (CALENDAR DAYS):
☑ STANDARD (14 DAY) ☐ 5 DAYS ☐ 3 DAYS ☐ 2 DAYS ☐ 24 HOURS ☐ RESULTS NEEDED ON WEEKEND

☐ LA - RWQCB REPORT FORMAT ☑ UST AGENCY:

DELIVERABLES: ☐ LEVEL 1 ☐ LEVEL 2 ☐ LEVEL 3 ☑ LEVEL 4 ☐ OTHER (SPECIFY)

☑ SHELL CONTRACT RATE APPLIES
☐ STATE REIMBURSEMENT RATE APPLIES
☐ EDD NOT NEEDED
☑ RECEIPT VERIFICATION REQUESTED

REQUESTED ANALYSIS

LAB USE ONLY	Field Sample Identification	SAMPLING DATE	SAMPLING TIME	Canister Number	Conister Pressure/Vacuum Initial	Final	Receipt	Final (psi)	Modified TO-15 + Butane & Isopentane	ASTM D-1946 + Helium
01A	VMP-2-8.5-020513	02/05/13	1335-1405	1353	-30	-10.5			X	X
02A	VMP-6-10-020513	02/05/13	1439-1509	36487	-30	-9			X	X
03A	VMP-6-31.5-020513	02/05/13	1351-1428	36486	-30	-8			X	X
04A	VMP-6-39-020513	02/05/13	1304-1334	35671	-30	-8			X	X
05A	VMP-15-5-020513	02/05/13	1455-1525	3010	-29	-10.5			X	X
06A	VMP-21-10-020513	02/05/13	1500-1530	37791	-29.5	-8.5			X	X
07A	VMP-21-10-020513-DUP	02/05/13	1500-1530	35639	-30	-7			X	X
08A	VMP-21-25-020513	02/05/13	1410-1440	34130	-29.5	-7.5			X	X
09A	VMP-21-25-020513-DUP	02/05/13	1410-1440	2107	-29.5	-8.5			X	X
10A	VMP-21-33-020513	02/05/13	1324-1354	34590	-29.5	-7.5			X	X

Turn Around Time: ☑ Normal ☐ Rush Specify

Lab Use Only
Pressurized by:
Date:
Pressurization Gas: N_2 He

ADDITIONAL NOTES:
- 14 day hold time
- Report results between MDL and RL
- Level IV ECVP

	Relinquished by: (Signature)	Received by: (Signature)	Date	Time
1		FEDEX	2/7/13	1330
2			2/8/13	0930
3				

05/2006 Revision

Custody Seal Intact?
Y N None Temp

1302156

Shell Oil Products Chain Of Custody Record

URS

Air Toxics LTD.
Project Name: Roxana Soil Vapor
Project # 21562850.04001
Lab Vendor #

Please Check Appropriate Box:
☑ ENV. SERVICES ☐ MOTIVA RETAIL ☐ SHELL RETAIL
☐ MOTIVA SD&CN ☐ CONSULTANT ☐ LUBES
☐ SHELL PIPELINE ☐ OTHER

Print Bill To Contact Name: Robert Mooshegian
PO: #
INCIDENT # (ENV SERVICES): 9 7 2 1 6 6 4 0 ☐ CHECK IF NO INCIDENT # APPLIES
SAF #: 3 4 0 0 6 1
DATE: 02/07/13
PAGE 2 of 3

SAMPLING COMPANY: URS CORPORATION
ADDRESS: 1001 HIGHLANDS PLAZA DRIVE WEST - SUITE 300; ST. LOUIS, MO 63110
LABORATORY ADDRESS: Air Toxics, LTD 180 Blue Ravine Road, Suite B, Folsom, CA 95630-4719
TELEPHONE: FAX: 314-429-0462
Bill To Contact E-MAIL: Robert.Mooshegian@urs.com
LOG CODE:
SITE ADDRESS: Street and City: 900 SOUTH CENTRAL AVE – ROXANA
State: IL
GLOBAL ID NO.:
EDF DELIVERABLE TO (Name, Company, Office Location): Elizabeth Kunkel, URS, St. Louis
PHONE NO: 314-743-4179
E-MAIL: Elizabeth.Kunkel@URSCorp.com
CONSULTANT PROJECT NAME: Roxana Soil Vapor
C. Williams, L. Rathnow, S. Jansen, D. Mattingly, B. Lehan, C. Kretzer

TURNAROUND TIME (CALENDAR DAYS):
☑ STANDARD (14 DAY) ☐ 5 DAYS ☐ 3 DAYS ☐ 2 DAYS ☐ 24 HOURS ☐ RESULTS NEEDED ON WEEKEND

☐ LA - RWQCB REPORT FORMAT ☑ UST AGENCY:

DELIVERABLES: ☐ LEVEL 1 ☐ LEVEL 2 ☐ LEVEL 3 ☑ LEVEL 4 ☐ OTHER (SPECIFY)

☑ SHELL CONTRACT RATE APPLIES
☐ STATE REIMBURSEMENT RATE APPLIES
☐ EDD NOT NEEDED
☑ RECEIPT VERIFICATION REQUESTED

REQUESTED ANALYSIS

Lab Use Only	Field Sample Identification	SAMPLING DATE	SAMPLING TIME	Canister Number	Canister Pressure/Vacuum: Initial	Final	Receipt	Final (psi)	Modified TO-15 + Butane & Isopentane	ASTM D-1946 + Helium
LIA	VMP-29-10-020613	02/06/13	0929-0956	12392	-30	-9.5			X	X
DA	VMP-29-20-020613	02/06/13	1022-1056	36529	-30	-9.5			X	X
BA	VMP-29-30-020613	02/06/13	1120-1150	37391	-30	-10.5			X	X
UA	VMP-30-10-020613	02/06/13	0917-0947	34064	-30	-8			X	X
SA	VMP-30-20-020613	02/06/13	1017-1047	36515	-30	-9			X	X
WA	VMP-30-30-020613	02/06/13	1115-1145	3390	-30	-8.5			X	X
FA	VMP-32-5-020513	02/05/13	0853-0923	34650	-29.5	-7.5			X	X
GA	VMP-32-10-020513	02/05/13	0939-1006	37695	-29.5	-7			X	X
KA	VMP-32-20-020513	02/05/13	1028-1058	35601	-29.5	-9			X	X
									X	X

Turn Around Time: ☑ Normal ☐ Rush ☐ Specify

Lab Use Only
Pressurized by:
Date:
Pressurization Gas: N_2 He

ADDITIONAL NOTES:
- 14 day hold time
- Report results between MDL and RL
- Level IV ECVP

Relinquished by: (Signature)

Received by: (Signature) FEDEX

Relinquished by: (Signature)

Received by: (Signature)

Date: 2/7/13 Time: 1730
Date: 2/8/13 Time: 0930
Date: Time:

Custody Seal Intact?
Y N None Temp 4.2

05/2/08 Revision

1302156

Shell Oil Products Chain Of Custody Record

URS

Air Toxics LTD.
Project Name: Roxana Soil Vapor
Project # 21562850.04001
Lab Vendor #

Please Check Appropriate Box:
☑ ENV. SERVICES ☐ MOTIVA RETAIL ☐ SHELL RETAIL
☐ MOTIVA SD&CM ☐ CONSULTANT ☐ LUBES
☐ SHELL PIPELINE ☐ OTHER

Print Bill To Contact Name: Robert Mooshegian
PO. #
INCIDENT # (ENV SERVICES): 9 7 2 1 6 6 4 0
☐ CHECK IF NO INCIDENT # APPLIES
SAP #: 3 4 0 0 6 1
DATE: 02/07/13
PAGE: 3 of 3

SAMPLING COMPANY: URS CORPORATION
LOG CODE:
SITE ADDRESS: Street and City: 900 SOUTH CENTRAL AVE – ROXANA
State: IL
GLOBAL ID NO.:
ADDRESS: 1001 HIGHLANDS PLAZA DRIVE WEST - SUITE 300; ST. LOUIS, MO 63110
LABORATORY ADDRESS: Air Toxics, LTD 180 Blue Ravine Road, Suite B, Folsom, CA 95630-4719
TELEPHONE:
FAX: 314-429-0462
BILL TO CONTACT E-MAIL: Robert.Mooshegian@urs.com
EDF DELIVERABLE TO (Name, Company, Office Location): Elizabeth Kunkel, URS, St. Louis
PHONE NO.: 314-743-4179
E-MAIL: Elizabeth_Kunkel@URSCorp.com
CONSULTANT PROJECT NAME: Roxana Soil Vapor
C. Williams, L. Rathnow, S. Jansen, D. Mattingly, B. Lehan, C. Kretzer

TURNAROUND TIME (CALENDAR DAYS):
☑ STANDARD (14 DAY) ☐ 5 DAYS ☐ 3 DAYS ☐ 2 DAYS ☐ 24 HOURS ☐ RESULTS NEEDED ON WEEKEND
☐ LA - RWQCB REPORT FORMAT ☑ UST AGENCY:
DELIVERABLES: ☐ LEVEL 1 ☐ LEVEL 2 ☐ LEVEL 3 ☑ LEVEL 4 ☐ OTHER (SPECIFY)

☑ SHELL CONTRACT RATE APPLIES
☐ STATE REIMBURSEMENT RATE APPLIES
☐ EDD NOT NEEDED
☑ RECEIPT VERIFICATION REQUESTED

REQUESTED ANALYSIS

Lab Use Only	Field Sample Identification	SAMPLING DATE	SAMPLING TIME	Canister Number	Canister Pressure/Vacuum Initial	Final	Receipt	Final (psi)	Modified TO-15 + Butane & Isopentane	ASTM D-1946 + Helium
20A	VMP-53-5-020513	02/05/13	0847-0917	22982	-30	-8.5			X	X
21A	VMP-53-10-020513	02/05/13	0934-1004	35688	-30	-8			X	X
22A	VMP-53-10-020513-DUP	02/05/13	0934-1004	36441	-30	-7			X	X
23A	VMP-53-20-020513	02/05/13	1017-1047	37314	-30	-8.5			X	X
24A	VMP-53-30-020513	02/05/13	1059-1129	34133	-30	-8.5			X	X
25A	VMP-54-5-020613	02/06/13	0947-1018	31772	-30	-10			X	X
26A	VMP-54-10-020613	02/06/13	1122-1152	36431	-30	-9			X	X
									X	X
									X	X
									X	X

Turn Around Time:
☑ Normal
☐ Rush
Specify

Lab Use Only
Pressurized by:
Date:
Pressurization Gas: N_2 He

ADDITIONAL NOTES:
- 14 day hold time
- Report results between MDL and RL
- Level IV ECVP

Relinquished by: (Signature)	Received by: (Signature)	Date: 2/7/13	Time: 1730
Relinquished by: (Signature)	Received by: (Signature) FEDEX	Date: 2/8/13	Time: 0930
Relinquished by: (Signature)	Received by: (Signature)	Date:	Time:

05/2008 Revision

Custody Seal Intact?
Y N None Temp N/A

Roxana Soil Vapor Quarterly – 1st Quarter 2013 Data Review

Laboratory SDG: 1302248A,B

Data Reviewer: Alan Fleisher

Peer Reviewer: Elizabeth Kunkel

Date Reviewed: 3/26/2013

Guidance: USEPA National Functional Guidelines for Superfund Organic Methods Data Review 2008

Sample Identification	Sample Identification
VMP-3-10-020613	VMP-3-22-020613
VMP-4-5-020713	VMP-4-12-020713
VMP-4-12-020713-Dup	VMP-6-5-021213
VMP-20-5-020713	VMP-21-5-020613
VMP-31-5-021113	VMP-54-20-020613
VMP-54-20-020613-Dup	VMP-54-30-020613
VMP-54-30-020613-Dup	VMP-7-13.5-021313

1.0 Data Package Completeness

Were all items delivered as specified in the QAPP and COC as appropriate?

Yes

2.0 Laboratory Case Narrative \ Cooler Receipt Form

Were problems noted in the laboratory case narrative or cooler receipt form?

Yes, the laboratory case narrative indicated sample VMP-6-5-021213 was diluted and re-analyzed to bring the highest level target analytes within the calibration range of the instrument. Results for the highest level target anlaytes were reported from the re-analysis diluted runs and the remaining compounds were reported from the original analysis. The difference in benzene results for the field duplicate pair VMP-54-30-020613/VMP-54-30-020613-Dup was greater than two times (2X) the reporting level; therefore, results were qualified as estimated. Although not indicated in the laboratory case narrative, analytes were detected in the method blank. These issues are addressed further in the appropriate sections below.

No issues or discrepancies were noted in the cooler receipt form.

3.0 Holding Times

Were samples extracted/analyzed within applicable limits?

Yes

4.0 Blank Contamination

Were any analytes detected in the Blanks?

Yes

Blank ID	Parameter	Analyte	Concentration/ Amount
1302248A-15A	TO-15	Bromomethane	0.27 ppbv / 1.0 µg/m^3
1302248A-15A	TO-15	Carbon disulfide	0.48 ppbv / 1.5 µg/m^3
1302248A-15A	TO-15	Methylene chloride	0.18 ppbv / 0.64 µg/m^3
1302248A-15A	TO-15	cis-1,3-Dichloropropene	0.088 ppbv / 0.40 µg/m^3
1302248A-15A	TO-15	Toluene	0.080 ppbv / 0.30 µg/m^3
1302248A-15A	TO-15	trans-1,3-Dichloropropene	0.18 ppbv / 0.80 µg/m^3
1302248A-15A	TO-15	Tetrachloroethene	0.082 ppbv / 0.55 µg/m^3
1302248A-15A	TO-15	1,2-Dibromoethane (EDB)	0.12 ppbv / 0.91 µg/m^3
1302248A-15A	TO-15	Chlorobenzene	0.11 ppbv / 0.49 µg/m^3
1302248A-15A	TO-15	Cumene	0.087 ppbv / 0.42 µg/m^3
1302248A-15A	TO-15	1,1,2,2-Tetrachloroethane	0.094 ppbv / 0.64 µg/m^3
1302248A-15A	TO-15	Propylbenzene	0.12 ppbv / 0.56 µg/m^3
1302248A-15A	TO-15	4-Ethyltoluene	0.088 ppbv / 0.44 µg/m^3
1302248A-15A	TO-15	1,3,5-Trimethylbenzene	0.18 ppbv / 0.91 µg/m^3
1302248A-15A	TO-15	1,2,4-Tirmethylbenzene	0.16 ppbv / 0.77 µg/m^3
1302248A-15A	TO-15	1,3-Dichlorobenzene	0.29 ppbv / 1.8 µg/m^3
1302248A-15A	TO-15	1,4-Dichlorobenzene	0.31 ppbv / 1.9 µg/m^3
1302248A-15A	TO-15	alpha-Chlorotoluene	0.16 ppbv / 0.80µg/m^3
1302248A-15A	TO-15	1,2-Dichlorobenzene	0.27 ppbv / 1.6 µg/m^3
1302248A-15A	TO-15	1,2,4-Trichlorobenzene	1.3 ppbv / 9.4 µg/m^3
1302248A-15A	TO-15	Hexachlorobutadiene	0.64 ppbv / 6.8 µg/m^3
1302248A-15B	TO-15	Carbon disulfide	0.34 ppbv / 1.1 µg/m^3
1302248A-15B	TO-15	Toluene	0.066 ppbv / 0.25 µg/m^3
1302248A-15B	TO-15	Tetrachloroethene	0.071 ppbv / 0.48 µg/m^3
1302248A-15B	TO-15	1,2-Dibromoethane (EDB)	0.13 ppbv / 1.0 µg/m^3
1302248A-15B	TO-15	Chlorobenzene	0.13 ppbv / 0.59 µg/m^3
1302248A-15B	TO-15	o-Xylene	0.099 ppbv / 0.43 µg/m^3
1302248A-15B	TO-15	Styrene	0.11 ppbv / 0.46 µg/m^3
1302248A-15B	TO-15	Cumene	0.091 ppbv / 0.44 µg/m^3
1302248A-15B	TO-15	1,1,2,2-Tetrachloroethane	0.18 ppbv / 1.3 µg/m^3
1302248A-15B	TO-15	Propylbenzene	0.15 ppbv / 0.76 µg/m^3
1302248A-15B	TO-15	4-Ethyltoluene	0.097 ppbv / 0.48 µg/m^3
1302248A-15B	TO-15	1,3,5-Trimethylbenzene	0.16 ppbv / 0.76 µg/m^3
1302248A-15B	TO-15	1,2,4-Tirmethylbenzene	0.18 ppbv / 0.89 µg/m^3
1302248A-15B	TO-15	1,3-Dichlorobenzene	0.28 ppbv / 1.7 µg/m^3
1302248A-15B	TO-15	1,4-Dichlorobenzene	0.33 ppbv / 2.0 µg/m^3
1302248A-15B	TO-15	alpha-Chlorotoluene	0.18 ppbv / 0.95 µg/m^3
1302248A-15B	TO-15	1,2-Dichlorobenzene	0.26 ppbv / 1.5 µg/m^3
1302248A-15B	TO-15	1,2,4-Trichlorobenzene	0.72 ppbv / 5.3 µg/m^3
1302248A-15B	TO-15	Hexachlorobutadiene	0.46 ppbv / 4.9 µg/m^3
1302248B-15A	Natural Gases	Oxygen	0.042%
1302248B-15A	Natural Gases	Nitrogen	0.099%

Qualifications due to blank contamination are included in the table below. Analytical data that were reported non-detect or at concentrations greater than five times (5X) the

associated blank concentration did not require qualification.

Sample ID	Parameter	Analyte	New Reporting Limit (RL)	Qualification
VMP-3-10-020613	TO-15	Carbon disulfide	-	**U**
VMP-3-10-020613	TO-15	Methylene chloride	-	**U**
VMP-3-10-020613	TO-15	Toluene	-	**U**
VMP-3-22-020613	TO-15	Carbon disulfide	-	**U**
VMP-3-22-020613	TO-15	Methylene chloride	-	**U**
VMP-3-22-020613	TO-15	Toluene	-	**U**
VMP-3-22-020613	TO-15	Tetrachloroethene	-	**U**
VMP-3-22-020613	TO-15	1,2,4-Trichlorobenzene	-	**U**
VMP-4-5-020713	TO-15	Carbon disulfide	-	**U**
VMP-4-5-020713	TO-15	Propylbenzene	-	**U**
VMP-4-5-020713	TO-15	1,2,4-Trimethylbenzene	-	**U**
VMP-4-12-020713	TO-15	Carbon disulfide	-	**U**
VMP-4-12-020713	TO-15	Methylene chloride	-	**U**
VMP-4-12-020713	TO-15	Toluene	-	**U**
VMP-4-12-020713	TO-15	Propylbenzene	-	**U**
VMP-4-12-020713	TO-15	1,3,5-Trimethylbenzene	-	**U**
VMP-4-12-020713-Dup	TO-15	Carbon disulfide	-	**U**
VMP-4-12-020713-Dup	TO-15	Toluene	-	**U**
VMP-4-12-020713-Dup	TO-15	4-Ethyltoluene	-	**U**
VMP-6-5-021213	TO-15	Carbon disulfide	-	**U**
VMP-6-5-021213	TO-15	Toluene	-	**U**
VMP-6-5-021213	TO-15	4-Ethyltoluene	-	**U**
VMP-20-5-020713	TO-15	Carbon disulfide	-	**U**
VMP-20-5-020713	TO-15	Methylene chloride	-	**U**
VMP-20-5-020713	TO-15	Toluene	-	**U**
VMP-20-5-020713	TO-15	Tetrachloroethene	-	**U**
VMP-21-5-020613	TO-15	Carbon disulfide	-	**U**
VMP-21-5-020613	TO-15	Toluene	-	**U**
VMP-21-5-020613	TO-15	Tetrachloroethene	-	**U**
VMP-21-5-020613	TO-15	1,2,4-Trichlorobenzene	-	**U**
VMP-31-5-021113	TO-15	Bromomethane	-	**U**
VMP-31-5-021113	TO-15	Carbon disulfide	-	**U**
VMP-31-5-021113	TO-15	Tetrachloroethene	-	**U**
VMP-31-5-021113	TO-15	1,3-Dichlorobenzene	-	**U**
VMP-31-5-021113	TO-15	1,4-Dichlorobenzene	-	**U**
VMP-31-5-021113	TO-15	1,2,4-Trichlorobenzene	-	**U**
VMP-54-20-020613	TO-15	Carbon disulfide	-	**U**
VMP-54-20-020613	TO-15	Toluene	-	**U**
VMP-54-20-020613	TO-15	Propylbenzene	-	**U**
VMP-54-20-020613	TO-15	4-Ethyltoluene	-	**U**
VMP-54-20-020613	TO-15	1,2,4-Trimethylbenzene	-	**U**

Sample ID	Parameter	Analyte	New Reporting Limit (RL)	Qualification
VMP-54-20-020613	TO-15	1,3-Dichlorobenzene	-	**U**
VMP-54-20-020613	TO-15	1,4-Dichlorobenzene	-	**U**
VMP-54-20-020613	TO-15	1,2,4-Trichlorobenzene	-	**U**
VMP-54-20-020613-Dup	TO-15	Carbon disulfide	-	**U**
VMP-54-20-020613-Dup	TO-15	Toluene	-	**U**
VMP-54-20-020613-Dup	TO-15	Propylbenzene	-	**U**
VMP-54-20-020613-Dup	TO-15	4-Ethyltoluene	-	**U**
VMP-54-20-020613-Dup	TO-15	1,2,4-Trimethylbenzene	-	**U**
VMP-54-20-020613-Dup	TO-15	1,3-Dichlorobenzene	-	**U**
VMP-54-20-020613-Dup	TO-15	1,4-Dichlorobenzene	-	**U**
VMP-54-20-020613-Dup	TO-15	1,2,4-Trichlorobenzene	-	**U**
VMP-54-30-020613	TO-15	Carbon disulfide	-	**U**
VMP-54-30-020613	TO-15	Toluene	-	**U**
VMP-54-30-020613	TO-15	1,2,4-Trichlorobenzene	-	**U**
VMP-54-30-020613-Dup	TO-15	Carbon disulfide	-	**U**
VMP-54-30-020613-Dup	TO-15	Toluene	-	**U**
VMP-7-13.5-021313	TO-15	Carbon disulfide	-	**U**
VMP-7-13.5-021313	TO-15	Toluene	-	**U**
VMP-7-13.5-021313	TO-15	1,2,4-Trichlorobenzene	-	**U**

5.0 Laboratory Control Sample

Were LCS recoveries within evaluation criteria?

Yes

6.0 Surrogate Recoveries

Were surrogate recoveries within evaluation criteria?

Yes

7.0 Matrix Spike and Matrix Spike Duplicate Recoveries

Were MS/MSD samples analyzed as part of this SDG?

MS/MSD samples are not applicable for vapor samples, due to the inability to spike the samples.

8.0 Laboratory Duplicate Results

Were laboratory duplicate samples collected as part of this SDG?

No

9.0 Field Duplicate Results

Were field duplicate samples collected as part of this SDG?

Yes

Field ID	Field Duplicate ID
VMP-4-12-020713	VMP-4-12-020713-Dup
VMP-54-20-020613	VMP-54-20-020613-Dup
VMP-54-30-020613	VMP-54-30-020613-Dup

Were field duplicate sample RPDs within evaluation criteria?

No

Field ID	Field Duplicate ID	Parameter	Analyte	RPD	Qualification
VMP-54-30-020613	VMP-54-30-020613-Dup	TO-15	Benzene	**>2X RL**	**J/J**

10.0 Sample Dilutions

For samples that were diluted and nondetect, were undiluted results also reported?

Not applicable; analytes were detected in samples that were diluted.

11.0 Additional Qualifications

Were additional qualifications applied?

No

eurofins | Air Toxics

2/28/2013
Ms. Elizabeth Kunkel
URS Corporation
1001 Highlands Plaza Dr. West
Suite 300
St. Louis MO 63110

Project Name: Roxana Soil Vapor
Project #: 21562850.04001
Workorder #: 1302248A

Dear Ms. Elizabeth Kunkel

The following report includes the data for the above referenced project for sample(s) received on 2/14/2013 at Air Toxics Ltd.

The data and associated QC analyzed by Modified TO-15 are compliant with the project requirements or laboratory criteria with the exception of the deviations noted in the attached case narrative.

Thank you for choosing Air Toxics Ltd. for your air analysis needs. Air Toxics Ltd. is committed to providing accurate data of the highest quality. Please feel free to contact the Project Manager: Kelly Buettner at 916-985-1000 if you have any questions regarding the data in this report.

Regards,

Kelly Buettner

Project Manager

REVIEWED
ON
3/26/13

eurofins | Air Toxics

WORK ORDER #: 1302248A

Work Order Summary

CLIENT:	Ms. Elizabeth Kunkel URS Corporation 1001 Highlands Plaza Dr. West Suite 300 St. Louis, MO 63110	**BILL TO:**	Accounts Payable Austin URS Corporation P.O. BOX 203970 Austin, TX 78720-1088
PHONE:	314-743-4179	**P.O. #**	21562735.00013
FAX:		**PROJECT #**	21562850.04001 Roxana Soil Vapor
DATE RECEIVED:	02/14/2013	**CONTACT:**	Kelly Buettner
DATE COMPLETED:	02/28/2013		

FRACTION #	NAME	TEST	RECEIPT VAC./PRES.	FINAL PRESSURE
01A	VMP-3-10-020613	Modified TO-15	8.5 "Hg	15 psi
02A	VMP-3-22-020613	Modified TO-15	9.0 "Hg	15 psi
03A	VMP-4-5-020713	Modified TO-15	5.5 "Hg	15 psi
04A	VMP-4-12-020713	Modified TO-15	7.5 "Hg	15 psi
05A	VMP-4-12-020713-DUP	Modified TO-15	8.0 "Hg	15 psi
06A	VMP-6-5-021213	Modified TO-15	5.5 "Hg	15 psi
06B	VMP-6-5-021213	Modified TO-15	5.5 "Hg	15 psi
07A	VMP-20-5-020713	Modified TO-15	5.5 "Hg	15 psi
08A	VMP-21-5-020613	Modified TO-15	8.5 "Hg	15 psi
09A	VMP-31-5-021113	Modified TO-15	6.5 "Hg	15 psi
10A	VMP-54-20-020613	Modified TO-15	8.0 "Hg	15 psi
11A	VMP-54-20-020613-DUP	Modified TO-15	8.0 "Hg	15 psi
12A	VMP-54-30-020613	Modified TO-15	9.5 "Hg	15 psi
13A	VMP-54-30-020613-DUP	Modified TO-15	9.5 "Hg	15 psi
14A	VMP-7-13.5-021313	Modified TO-15	8.0 "Hg	15 psi
15A	Lab Blank	Modified TO-15	NA	NA
15B	Lab Blank	Modified TO-15	NA	NA
16A	CCV	Modified TO-15	NA	NA
16B	CCV	Modified TO-15	NA	NA
17A	LCS	Modified TO-15	NA	NA
17AA	LCSD	Modified TO-15	NA	NA
17B	LCS	Modified TO-15	NA	NA
17BB	LCSD	Modified TO-15	NA	NA

CERTIFIED BY: Heidi Hayes DATE: 02/28/13

Technical Director

Certfication numbers: AZ Licensure AZ0775, CA NELAP - 12282CA, NY NELAP - 11291, TX NELAP - T104704434-12-5, UT NELAP CA009332012-3, WA NELAP - C935
Name of Accrediting Agency: NELAP/ORELAP (Oregon Environmental Laboratory Accreditation Program)
Accreditation number: CA300005, Effective date: 10/18/2011, Expiration date: 10/17/2012.
Eurofins Air Toxics Ltd. certifies that the test results contained in this report meet all requirements of the NELAC standards

This report shall not be reproduced, except in full, without the written approval of Eurofins Air Toxics, Inc.

180 BLUE RAVINE ROAD, SUITE B FOLSOM, CA - 9563
(916) 985-1000 . (800) 985-5955 . FAX (916) 985-1020

LABORATORY NARRATIVE
EPA Method TO-15
URS Corporation
Workorder# 1302248A

Fourteen 1 Liter Summa Canister samples were received on February 14, 2013. The laboratory performed analysis via EPA Method TO-15 using GC/MS in the full scan mode.

This workorder was independently validated prior to submittal using 'USEPA National Functional Guidelines' as generally applied to the analysis of volatile organic compounds in air. A rules-based, logic driven, independent validation engine was employed to assess completeness, evaluate pass/fail of relevant project quality control requirements and verification of all quantified amounts.

Receiving Notes

There were no receiving discrepancies.

Analytical Notes

As per client project requirements, the laboratory has reported estimated values for target compound hits that are below the Reporting Limit but greater than the Method Detection Limit. Concentrations that are below the level at which the canister was certified (0.2 ppbv for compounds reported at 0.5 ppbv and 0.8 ppbv for compounds reported at 2.0 ppbv) may be false positives.

Due to high-level target compounds, sample VMP-6-5-021213 was analyzed twice. In the "A" fraction, the sample was diluted to bring the highest-level compounds within the calibration range. The "B" fraction is also reported by client request and may be reported with "E" flags indicating the compound exceeds the calibration range. Both runs and associated QC are reported.

Definition of Data Qualifying Flags

Eight qualifiers may have been used on the data analysis sheets and indicates as follows:

B - Compound present in laboratory blank greater than reporting limit (background subtraction not performed).
J - Estimated value.
E - Exceeds instrument calibration range.
S - Saturated peak.
Q - Exceeds quality control limits.
U - Compound analyzed for but not detected above the reporting limit.
UJ- Non-detected compound associated with low bias in the CCV and/or LCS.
N - The identification is based on presumptive evidence.

File extensions may have been used on the data analysis sheets and indicates as follows:
a-File was requantified
b-File was quantified by a second column and detector
r1-File was requantified for the purpose of reissue

eurofins | Air Toxics

Summary of Detected Compounds
EPA METHOD TO-15 GC/MS FULL SCAN

Client Sample ID: VMP-3-10-020613

Lab ID#: 1302248A-01A

Compound	Rpt. Limit (ppbv)	Amount (ppbv)	Rpt. Limit (ug/m3)	Amount (ug/m3)
Freon 12	1.4	0.51 J	7.0	2.5 J
Freon 11	1.4	0.25 J	7.9	1.4 J
Ethanol	5.6	1.2 J	11	2.3 J
Acetone	14	4.8 J	33	12 J
2-Propanol	5.6	1.4 J	14	3.5 J
Carbon Disulfide	5.6	~~0.81 J~~ U	18	~~2.5 J~~ U
Methylene Chloride	14	~~0.27 J~~ U	49	~~0.94 J~~ U
2,2,4-Trimethylpentane	1.4	0.41 J	6.6	1.9 J
Toluene	1.4	~~0.17 J~~ U	5.3	~~0.65 J~~ U
Tetrachloroethene	1.4	1.3 J	9.6	8.8 J

Client Sample ID: VMP-3-22-020613

Lab ID#: 1302248A-02A

Compound	Rpt. Limit (ppbv)	Amount (ppbv)	Rpt. Limit (ug/m3)	Amount (ug/m3)
Freon 12	1.4	0.52 J	7.1	2.6 J
Freon 11	1.4	0.25 J	8.1	1.4 J
Ethanol	5.8	2.2 J	11	4.2 J
Acetone	14	7.9 J	34	19 J
2-Propanol	5.8	0.89 J	14	2.2 J
Carbon Disulfide	5.8	~~0.86 J~~ U	18	~~2.7 J~~ U
Methylene Chloride	14	~~0.23 J~~ U	50	~~0.79 J~~ U
Hexane	1.4	0.33 J	5.1	1.2 J
Tetrahydrofuran	1.4	0.37 J	4.3	1.1 J
Chloroform	1.4	16	7.0	78
2,2,4-Trimethylpentane	1.4	0.68 J	6.8	3.2 J
Benzene	1.4	16	4.6	52
Toluene	1.4	~~0.15 J~~ U	5.4	~~0.56 J~~ U
Tetrachloroethene	1.4	~~0.18 J~~ U	9.8	~~1.2 J~~ U
1,2,4-Trichlorobenzene	5.8	~~0.49 J~~ U	43	~~3.6 J~~ U
Butane	5.8	2.5 J	14	6.0 J
Isopentane	5.8	3.0 J	17	8.7 J

eurofins | Air Toxics

Summary of Detected Compounds
EPA METHOD TO-15 GC/MS FULL SCAN

Client Sample ID: VMP-4-5-020713

Lab ID#: 1302248A-03A

Compound	Rpt. Limit (ppbv)	Amount (ppbv)	Rpt. Limit (ug/m3)	Amount (ug/m3)
Freon 12	1.2	0.45 J	6.1	2.2 J
Freon 11	1.2	0.22 J	6.9	1.2 J
Ethanol	4.9	1.8 J	9.3	3.4 J
Acetone	12	3.2 J	29	7.6 J
2-Propanol	4.9	1.7 J	12	4.3 J
Carbon Disulfide	4.9	~~0.83 J~~	15	~~2.6 J~~
Methylene Chloride	12	0.93 J	43	3.2 J
Hexane	1.2	0.50 J	4.4	1.7 J
2,2,4-Trimethylpentane	1.2	2.7	5.8	13
Benzene	1.2	1.8	3.9	5.7
Toluene	1.2	0.42 J	4.6	1.6 J
m,p-Xylene	1.2	0.28 J	5.4	1.2 J
Propylbenzene	1.2	~~0.16 J~~	6.1	~~0.78 J~~
4-Ethyltoluene	1.2	0.50 J	6.1	2.4 J
1,2,4-Trimethylbenzene	1.2	~~0.29 J~~	6.1	~~1.4 J~~
Butane	4.9	2.9 J	12	6.8 J
Isopentane	4.9	3.0 J	14	8.8 J

Client Sample ID: VMP-4-12-020713

Lab ID#: 1302248A-04A

Compound	Rpt. Limit (ppbv)	Amount (ppbv)	Rpt. Limit (ug/m3)	Amount (ug/m3)
Freon 12	1.3	0.52 J	6.6	2.6 J
Freon 11	1.3	0.21 J	7.6	1.2 J
Ethanol	5.4	1.6 J	10	3.1 J
Acetone	13	3.2 J	32	7.7 J
2-Propanol	5.4	3.0 J	13	7.3 J
Carbon Disulfide	5.4	~~0.86 J~~	17	~~2.7 J~~
Methylene Chloride	13	~~0.22 J~~	47	~~0.75 J~~
Cyclohexane	1.3	0.97 J	4.6	3.3 J
2,2,4-Trimethylpentane	1.3	10	6.3	49
Benzene	1.3	2.2	4.3	6.9
Toluene	1.3	~~0.18 J~~	5.1	~~0.68 J~~

eurofins | Air Toxics

Summary of Detected Compounds
EPA METHOD TO-15 GC/MS FULL SCAN

Client Sample ID: VMP-4-12-020713

Lab ID#: 1302248A-04A

Propylbenzene	1.3	~~0.30 J~~ U	6.6	~~1.5 J~~ U
4-Ethyltoluene	1.3	1.4	6.6	7.0
1,3,5-Trimethylbenzene	1.3	~~0.46 J~~ U	6.6	~~2.2 J~~ U
1,2,4-Trimethylbenzene	1.3	~~1.5~~ J OK (AF)	6.6	~~7.3~~ J OK (AF)
Butane	5.4	11	13	25
Isopentane	5.4	15	16	44

Client Sample ID: VMP-4-12-020713-DUP

Lab ID#: 1302248A-05A

Compound	Rpt. Limit (ppbv)	Amount (ppbv)	Rpt. Limit (ug/m3)	Amount (ug/m3)
Freon 12	1.4	0.50 J	6.8	2.5 J
Freon 11	1.4	0.34 J	7.8	1.9 J
Ethanol	5.5	2.0 J	10	3.7 J
Acetone	14	5.2 J	33	12 J
2-Propanol	5.5	2.2 J	14	5.4 J
Carbon Disulfide	5.5	~~0.86 J~~ U	17	~~2.7 J~~ U
Hexane	1.4	0.76 J	4.9	2.7 J
2,2,4-Trimethylpentane	1.4	11	6.4	51
Benzene	1.4	4.2	4.4	13
Toluene	1.4	~~0.13 J~~ U	5.2	~~0.48 J~~ U
4-Ethyltoluene	1.4	~~0.094 J~~ U	6.8	~~0.46 J~~ U
Butane	5.5	12	13	30
Isopentane	5.5	15	16	45

Client Sample ID: VMP-6-5-021213

* USE THIS RESULT ONLY. ALL OTHER RESULTS REPORTED IN 2.47X DILUTION ANALYSIS

Lab ID#: 1302248A-06A

DF = 4.94X

Compound	Rpt. Limit (ppbv)	Amount (ppbv)	Rpt. Limit (ug/m3)	Amount (ug/m3)
Freon 12	2.5	0.54 J	12	2.7 J
Ethanol	9.9	2.0 J	19	3.8 J
* Acetone	25	770	59	1800
2-Propanol	9.9	3.5 J	24	8.6 J
Carbon Disulfide	9.9	~~1.4 J~~ U	31	~~4.4 J~~ U

eurofins | Air Toxics

Summary of Detected Compounds
EPA METHOD TO-15 GC/MS FULL SCAN

Client Sample ID: VMP-6-5-021213

Lab ID#: 1302248A-06A

Hexane	2.5	4.3	8.7	15
2,2,4-Trimethylpentane	2.5	13	12	60
Benzene	2.5	12	7.9	39
4-Methyl-2-pentanone	2.5	0.60 J	10	2.4 J
Toluene	2.5	~~0.21 J~~ U	9.3	~~0.80 J~~ U
Butane	9.9	49	23	120
Isopentane	9.9	46	29	140

Client Sample ID: VMP-6-5-021213 * DO NOT USE THIS DATA. USE ALL OTHER DATA.

Lab ID#: 1302248A-06B DF = 2.47 x

Compound	Rpt. Limit (ppbv)	Amount (ppbv)	Rpt. Limit (ug/m3)	Amount (ug/m3)
Freon 12	1.2	0.52 J	6.1	2.6 J
Freon 11	1.2	0.23 J	6.9	1.3 J
Ethanol	4.9	2.1 J	9.3	4.0 J
* ~~Acetone~~	~~12~~	~~680 E~~	~~29~~	~~1600 E~~
2-Propanol	4.9	3.0 J	12	7.3 J
Carbon Disulfide	4.9	~~0.74 J~~ U	15	~~2.3 J~~ U
Hexane	1.2	4.2	4.4	15
Cyclohexane	1.2	0.55 J	4.2	1.9 J
2,2,4-Trimethylpentane	1.2	12	5.8	58
Benzene	1.2	12	3.9	37
Heptane	1.2	0.46 J	5.1	1.9 J
4-Methyl-2-pentanone	1.2	0.44 J	5.0	1.8 J
Toluene	1.2	~~0.13 J~~ U	4.6	~~0.49 J~~ U
4-Ethyltoluene	1.2	~~0.15 J~~ U	6.1	~~0.74 J~~ U
Butane	4.9	46	12	110
Isopentane	4.9	42	14	120

Client Sample ID: VMP-20-5-020713

Lab ID#: 1302248A-07A

Compound	Rpt. Limit (ppbv)	Amount (ppbv)	Rpt. Limit (ug/m3)	Amount (ug/m3)
Freon 12	1.2	0.56 J	6.1	2.8 J

eurofins | Air Toxics

Summary of Detected Compounds
EPA METHOD TO-15 GC/MS FULL SCAN

Client Sample ID: VMP-20-5-020713

Lab ID#: 1302248A-07A

Freon 11	1.2	2.2	6.9	12
Ethanol	4.9	3.4 J	9.3	6.4 J
Acetone	12	10 J	29	24 J
2-Propanol	4.9	2.3 J	12	5.7 J
Carbon Disulfide	4.9	~~0.88 J~~ U	15	~~2.8 J~~ U
Methylene Chloride	12	~~0.18 J~~ U	43	~~0.61 J~~ U
Hexane	1.2	7.6	4.4	27
2-Butanone (Methyl Ethyl Ketone)	4.9	0.94 J	14	2.8 J
2,2,4-Trimethylpentane	1.2	25	5.8	120
Benzene	1.2	11	3.9	35
Heptane	1.2	0.49 J	5.1	2.0 J
Toluene	1.2	~~0.22 J~~ U	4.6	~~0.81 J~~ U
Tetrachloroethene	1.2	~~0.13 J~~ U	8.4	~~0.89 J~~ U
Ethyl Benzene	1.2	0.47 J	5.4	2.0 J
m,p-Xylene	1.2	0.98 J	5.4	4.2 J
Cumene	1.2	0.44 J	6.1	2.1 J
Propylbenzene	1.2	1.2	6.1	6.0
4-Ethyltoluene	1.2	3.5	6.1	17
1,3,5-Trimethylbenzene	1.2	1.8	6.1	8.8
1,2,4-Trimethylbenzene	1.2	12	6.1	60
Butane	4.9	220	12	510
Isopentane	4.9	180	14	530

Client Sample ID: VMP-21-5-020613

Lab ID#: 1302248A-08A

Compound	Rpt. Limit (ppbv)	Amount (ppbv)	Rpt. Limit (ug/m3)	Amount (ug/m3)
Freon 12	1.4	0.58 J	7.0	2.9 J
Freon 11	1.4	0.25 J	7.9	1.4 J
Ethanol	5.6	3.3 J	11	6.2 J
Acetone	14	5.0 J	33	12 J
2-Propanol	5.6	1.4 J	14	3.3 J
Carbon Disulfide	5.6	~~0.92 J~~ U	18	~~2.8 J~~ U
2-Butanone (Methyl Ethyl Ketone)	5.6	0.91 J	17	2.7 J
2,2,4-Trimethylpentane	1.4	0.25 J	6.6	1.2 J

eurofins | Air Toxics

Summary of Detected Compounds
EPA METHOD TO-15 GC/MS FULL SCAN

Client Sample ID: VMP-21-5-020613

Lab ID#: 1302248A-08A

Benzene	1.4	0.62 J	4.5	2.0 J
Toluene	1.4	~~0.12 J~~	5.3	~~0.44 J~~
Tetrachloroethene	1.4	~~0.25 J~~	9.6	~~1.7 J~~
1,2,4-Trichlorobenzene	5.6	~~0.37 J~~	42	~~2.8 J~~

Client Sample ID: VMP-31-5-021113

Lab ID#: 1302248A-09A

Compound	Rpt. Limit (ppbv)	Amount (ppbv)	Rpt. Limit (ug/m3)	Amount (ug/m3)
Freon 12	1.3	0.44 J	6.4	2.2 J
Bromomethane	13	~~0.65 J~~	50	~~2.5 J~~
Freon 11	1.3	0.24 J	7.2	1.3 J
Ethanol	5.2	9.8	9.7	18
Acetone	13	27	31	64
2-Propanol	5.2	26	13	64
Carbon Disulfide	5.2	~~0.90 J~~	16	~~2.8 J~~
Hexane	1.3	3.1	4.5	11
2-Butanone (Methyl Ethyl Ketone)	5.2	1.3 J	15	3.9 J
Cyclohexane	1.3	0.93 J	4.4	3.2 J
2,2,4-Trimethylpentane	1.3	2.8	6.0	13
Benzene	1.3	0.55 J	4.1	1.7 J
Heptane	1.3	1.7	5.3	7.1
4-Methyl-2-pentanone	1.3	0.72 J	5.3	2.9 J
Toluene	1.3	3.0	4.9	11
Tetrachloroethene	1.3	~~0.17 J~~	8.8	~~1.2 J~~
Ethyl Benzene	1.3	2.7	5.6	12
m,p-Xylene	1.3	7.6	5.6	33
o-Xylene	1.3	3.4	5.6	15
Cumene	1.3	0.44 J	6.3	2.2 J
Propylbenzene	1.3	1.2 J	6.3	5.7 J
4-Ethyltoluene	1.3	3.6	6.3	18
1,3,5-Trimethylbenzene	1.3	1.1 J	6.3	5.3 J
1,2,4-Trimethylbenzene	1.3	2.9	6.3	14
1,3-Dichlorobenzene	1.3	~~0.20 J~~	7.8	~~1.2 J~~
1,4-Dichlorobenzene	1.3	~~0.23 J~~	7.8	~~1.4 J~~

eurofins | Air Toxics

Summary of Detected Compounds
EPA METHOD TO-15 GC/MS FULL SCAN

Client Sample ID: VMP-31-5-021113

Lab ID#: 1302248A-09A

1,2,4-Trichlorobenzene	5.2	~~0.38 J~~ U	38	~~2.8 J~~ U
Butane	5.2	4.0 J	12	9.6 J
Isopentane	5.2	5.8	15	17

Client Sample ID: VMP-54-20-020613

Lab ID#: 1302248A-10A

Compound	Rpt. Limit (ppbv)	Amount (ppbv)	Rpt. Limit (ug/m3)	Amount (ug/m3)
Freon 12	1.4	0.58 J	6.8	2.8 J
Freon 11	1.4	0.24 J	7.8	1.4 J
Ethanol	5.5	1.7 J	10	3.2 J
Acetone	14	12 J	33	29 J
2-Propanol	5.5	3.4 J	14	8.3 J
Carbon Disulfide	5.5	~~0.89 J~~ U	17	~~2.8 J~~ U
Hexane	1.4	1.1 J	4.9	4.0 J
2-Butanone (Methyl Ethyl Ketone)	5.5	1.7 J	16	5.0 J
2,2,4-Trimethylpentane	1.4	0.24 J	6.4	1.1 J
Benzene	1.4	0.89 J	4.4	2.8 J
Heptane	1.4	0.98 J	5.6	4.0 J
Toluene	1.4	~~0.19 J~~ U	5.2	~~0.72 J~~ U
Tetrachloroethene	1.4	0.77 J	9.4	5.2 J
Propylbenzene	1.4	~~0.15 J~~ U	6.8	~~0.74 J~~ U
4-Ethyltoluene	1.4	~~0.13 J~~ U	6.8	~~0.63 J~~ U
1,2,4-Trimethylbenzene	1.4	~~0.33 J~~ U	6.8	~~1.6 J~~ U
1,3-Dichlorobenzene	1.4	~~0.23 J~~ U	8.3	~~1.4 J~~ U
1,4-Dichlorobenzene	1.4	~~0.25 J~~ U	8.3	~~1.5 J~~ U
1,2,4-Trichlorobenzene	5.5	~~0.78 J~~ U	41	~~5.8 J~~ U
Butane	5.5	2.0 J	13	4.9 J
Isopentane	5.5	1.0 J	16	3.0 J

Client Sample ID: VMP-54-20-020613-DUP

Lab ID#: 1302248A-11A

Compound	Rpt. Limit (ppbv)	Amount (ppbv)	Rpt. Limit (ug/m3)	Amount (ug/m3)

eurofins | Air Toxics

Summary of Detected Compounds
EPA METHOD TO-15 GC/MS FULL SCAN

Client Sample ID: VMP-54-20-020613-DUP

Lab ID#: 1302248A-11A

Compound	Rpt. Limit (ppbv)	Amount (ppbv)	Rpt. Limit (ug/m3)	Amount (ug/m3)
Freon 12	1.4	0.47 J	6.8	2.3 J
Freon 11	1.4	0.23 J	7.8	1.3 J
Ethanol	5.5	2.7 J	10	5.0 J
Acetone	14	9.8 J	33	23 J
2-Propanol	5.5	5.9	14	14
Carbon Disulfide	5.5	~~0.78 J~~ U	17	~~2.4 J~~ U
Methylene Chloride	14	0.26 J	48	0.92 J
Hexane	1.4	1.8	4.9	6.4
2-Butanone (Methyl Ethyl Ketone)	5.5	1.1 J	16	3.3 J
Cyclohexane	1.4	0.75 J	4.8	2.6 J
2,2,4-Trimethylpentane	1.4	0.93 J	6.4	4.3 J
Benzene	1.4	11	4.4	36
Heptane	1.4	1.2 J	5.6	4.8 J
Toluene	1.4	~~0.18 J~~ U	5.2	~~0.68 J~~ U
Tetrachloroethene	1.4	0.67 J	9.4	4.6 J
Propylbenzene	1.4	~~0.15 J~~ U	6.8	~~0.73 J~~ U
4-Ethyltoluene	1.4	~~0.42 J~~ U	6.8	~~2.1 J~~ U
1,2,4-Trimethylbenzene	1.4	~~0.32 J~~ U	6.8	~~1.6 J~~ U
1,3-Dichlorobenzene	1.4	~~0.20 J~~ U	8.3	~~1.2 J~~ U
1,4-Dichlorobenzene	1.4	~~0.21 J~~ U	8.3	~~1.3 J~~ U
1,2,4-Trichlorobenzene	5.5	~~0.55 J~~ U	41	~~4.1 J~~ U
Butane	5.5	2.6 J	13	6.1 J
Isopentane	5.5	3.9 J	16	12 J

Client Sample ID: VMP-54-30-020613

Lab ID#: 1302248A-12A

Compound	Rpt. Limit (ppbv)	Amount (ppbv)	Rpt. Limit (ug/m3)	Amount (ug/m3)
Freon 12	1.5	0.53 J	7.3	2.6 J
Freon 11	1.5	0.21 J	8.3	1.2 J
Ethanol	5.9	1.4 J	11	2.7 J
Acetone	15	5.1 J	35	12 J
2-Propanol	5.9	1.7 J	14	4.2 J

eurofins | Air Toxics

Summary of Detected Compounds
EPA METHOD TO-15 GC/MS FULL SCAN

Client Sample ID: VMP-54-30-020613

Lab ID#: 1302248A-12A

Carbon Disulfide	5.9	~~1.0 J~~ U	18	~~3.2 J~~ U
Methylene Chloride	15	0.28 J	51	0.97 J
Hexane	1.5	0.46 J	5.2	1.6 J
2,2,4-Trimethylpentane	1.5	0.50 J	6.9	2.3 J
Benzene	1.5	4.5	4.7	14
Toluene	1.5	~~0.12 J~~ U	5.6	~~0.48 J~~ U
Tetrachloroethene	1.5	0.67 J	10	4.6 J
1,2,4-Trichlorobenzene	5.9	~~0.41 J~~ U	44	~~3.1 J~~ U
Isopentane	5.9	1.5 J	17	4.5 J

Client Sample ID: VMP-54-30-020613-DUP

Lab ID#: 1302248A-13A

Compound	Rpt. Limit (ppbv)	Amount (ppbv)	Rpt. Limit (ug/m3)	Amount (ug/m3)
Freon 12	1.5	0.51 J	7.3	2.5 J
Freon 11	1.5	0.23 J	8.3	1.3 J
Ethanol	5.9	1.8 J	11	3.5 J
Acetone	15	5.6 J	35	13 J
2-Propanol	5.9	1.4 J	14	3.4 J
Carbon Disulfide	5.9	~~0.95 J~~ U	18	~~3.0 J~~ U
Hexane	1.5	0.46 J	5.2	1.6 J
2,2,4-Trimethylpentane	1.5	0.27 J	6.9	1.3 J
Benzene	1.5	1.4 J	4.7	4.5 J
Toluene	1.5	~~0.14 J~~ U	5.6	~~0.55 J~~ U
Tetrachloroethene	1.5	0.67 J	10	4.5 J
Isopentane	5.9	0.78 J	17	2.3 J

Client Sample ID: VMP-7-13.5-021313

Lab ID#: 1302248A-14A

Compound	Rpt. Limit (ppbv)	Amount (ppbv)	Rpt. Limit (ug/m3)	Amount (ug/m3)
Freon 12	1.4	0.54 J	6.8	2.6 J
Freon 11	1.4	0.22 J	7.8	1.3 J
Ethanol	5.5	3.6 J	10	6.8 J

eurofins | Air Toxics

Summary of Detected Compounds
EPA METHOD TO-15 GC/MS FULL SCAN

Client Sample ID: VMP-7-13.5-021313

Lab ID#: 1302248A-14A

Acetone	14	10 J	33	24 J
2-Propanol	5.5	1.6 J	14	3.9 J
Carbon Disulfide	5.5	~~0.76 J~~ U	17	~~2.4 J~~ U
Methylene Chloride	14	0.18 J	48	0.61 J
Hexane	1.4	0.33 J	4.9	1.2 J
Chloroform	1.4	0.42 J	6.7	2.0 J
2,2,4-Trimethylpentane	1.4	0.15 J	6.4	0.70 J
Benzene	1.4	0.63 J	4.4	2.0 J
Toluene	1.4	~~0.18 J~~ U	5.2	~~0.66 J~~ U
1,2,4-Trichlorobenzene	5.5	~~0.56 J~~ U	41	~~4.1 J~~ U
Isopentane	5.5	0.63 J	16	1.8 J

eurofins | Air Toxics

Client Sample ID: VMP-3-10-020613

Lab ID#: 1302248A-01A

EPA METHOD TO-15 GC/MS FULL SCAN

File Name:	**p021915**	**Date of Collection:**	**2/6/13 3:57:00 PM**
Dil. Factor:	**2.82**	**Date of Analysis:**	**2/19/13 04:18 PM**

Compound	Rpt. Limit (ppbv)	Amount (ppbv)	Rpt. Limit (ug/m3)	Amount (ug/m3)
Freon 12	1.4	0.51 J	7.0	2.5 J
Freon 114	1.4	Not Detected	9.8	Not Detected
Chloromethane	14	Not Detected	29	Not Detected
Vinyl Chloride	1.4	Not Detected	3.6	Not Detected
1,3-Butadiene	1.4	Not Detected	3.1	Not Detected
Bromomethane	14	Not Detected	55	Not Detected
Chloroethane	5.6	Not Detected	15	Not Detected
Freon 11	1.4	0.25 J	7.9	1.4 J
Ethanol	5.6	1.2 J	11	2.3 J
Freon 113	1.4	Not Detected	11	Not Detected
1,1-Dichloroethene	1.4	Not Detected	5.6	Not Detected
Acetone	14	4.8 J	33	12 J
2-Propanol	5.6	1.4 J	14	3.5 J
Carbon Disulfide	5.6	~~0.81 J~~ U	18	~~2.5 J~~ U
3-Chloropropene	5.6	Not Detected	18	Not Detected
Methylene Chloride	14	~~0.27 J~~ U	49	~~0.94 J~~ U
Methyl tert-butyl ether	1.4	Not Detected	5.1	Not Detected
trans-1,2-Dichloroethene	1.4	Not Detected	5.6	Not Detected
Hexane	1.4	Not Detected	5.0	Not Detected
1,1-Dichloroethane	1.4	Not Detected	5.7	Not Detected
2-Butanone (Methyl Ethyl Ketone)	5.6	Not Detected	17	Not Detected
cis-1,2-Dichloroethene	1.4	Not Detected	5.6	Not Detected
Tetrahydrofuran	1.4	Not Detected	4.2	Not Detected
Chloroform	1.4	Not Detected	6.9	Not Detected
1,1,1-Trichloroethane	1.4	Not Detected	7.7	Not Detected
Cyclohexane	1.4	Not Detected	4.8	Not Detected
Carbon Tetrachloride	1.4	Not Detected	8.9	Not Detected
2,2,4-Trimethylpentane	1.4	0.41 J	6.6	1.9 J
Benzene	1.4	Not Detected	4.5	Not Detected
1,2-Dichloroethane	1.4	Not Detected	5.7	Not Detected
Heptane	1.4	Not Detected	5.8	Not Detected
Trichloroethene	1.4	Not Detected	7.6	Not Detected
1,2-Dichloropropane	1.4	Not Detected	6.5	Not Detected
1,4-Dioxane	5.6	Not Detected	20	Not Detected
Bromodichloromethane	1.4	Not Detected	9.4	Not Detected
cis-1,3-Dichloropropene	1.4	Not Detected	6.4	Not Detected
4-Methyl-2-pentanone	1.4	Not Detected	5.8	Not Detected
Toluene	1.4	~~0.17 J~~ U	5.3	~~0.65 J~~ U
trans-1,3-Dichloropropene	1.4	Not Detected	6.4	Not Detected
1,1,2-Trichloroethane	1.4	Not Detected	7.7	Not Detected
Tetrachloroethene	1.4	1.3 J	9.6	8.8 J
2-Hexanone	5.6	Not Detected	23	Not Detected

eurofins | Air Toxics

Client Sample ID: VMP-3-10-020613

Lab ID#: 1302248A-01A

EPA METHOD TO-15 GC/MS FULL SCAN

File Name:	**p021915**	**Date of Collection: 2/6/13 3:57:00 PM**	
Dil. Factor:	**2.82**	**Date of Analysis: 2/19/13 04:18 PM**	

Compound	Rpt. Limit (ppbv)	Amount (ppbv)	Rpt. Limit (ug/m3)	Amount (ug/m3)
Dibromochloromethane	1.4	Not Detected	12	Not Detected
1,2-Dibromoethane (EDB)	1.4	Not Detected	11	Not Detected
Chlorobenzene	1.4	Not Detected	6.5	Not Detected
Ethyl Benzene	1.4	Not Detected	6.1	Not Detected
m,p-Xylene	1.4	Not Detected	6.1	Not Detected
o-Xylene	1.4	Not Detected	6.1	Not Detected
Styrene	1.4	Not Detected	6.0	Not Detected
Bromoform	1.4	Not Detected	14	Not Detected
Cumene	1.4	Not Detected	6.9	Not Detected
1,1,2,2-Tetrachloroethane	1.4	Not Detected	9.7	Not Detected
Propylbenzene	1.4	Not Detected	6.9	Not Detected
4-Ethyltoluene	1.4	Not Detected	6.9	Not Detected
1,3,5-Trimethylbenzene	1.4	Not Detected	6.9	Not Detected
1,2,4-Trimethylbenzene	1.4	Not Detected	6.9	Not Detected
1,3-Dichlorobenzene	1.4	Not Detected	8.5	Not Detected
1,4-Dichlorobenzene	1.4	Not Detected	8.5	Not Detected
alpha-Chlorotoluene	1.4	Not Detected	7.3	Not Detected
1,2-Dichlorobenzene	1.4	Not Detected	8.5	Not Detected
1,2,4-Trichlorobenzene	5.6	Not Detected	42	Not Detected
Hexachlorobutadiene	5.6	Not Detected	60	Not Detected
Butane	5.6	Not Detected	13	Not Detected
Isopentane	5.6	Not Detected	17	Not Detected

J = Estimated value.

Container Type: 1 Liter Summa Canister

Surrogates	%Recovery	Method Limits
Toluene-d8	97	70-130
1,2-Dichloroethane-d4	94	70-130
4-Bromofluorobenzene	97	70-130

eurofins | Air Toxics

Client Sample ID: VMP-3-22-020613

Lab ID#: 1302248A-02A

EPA METHOD TO-15 GC/MS FULL SCAN

File Name:	**p021916**	**Date of Collection: 2/6/13 3:07:00 PM**	
Dil. Factor:	**2.89**	**Date of Analysis: 2/19/13 05:32 PM**	

Compound	Rpt. Limit (ppbv)	Amount (ppbv)	Rpt. Limit (ug/m3)	Amount (ug/m3)
Freon 12	1.4	0.52 J	7.1	2.6 J
Freon 114	1.4	Not Detected	10	Not Detected
Chloromethane	14	Not Detected	30	Not Detected
Vinyl Chloride	1.4	Not Detected	3.7	Not Detected
1,3-Butadiene	1.4	Not Detected	3.2	Not Detected
Bromomethane	14	Not Detected	56	Not Detected
Chloroethane	5.8	Not Detected	15	Not Detected
Freon 11	1.4	0.25 J	8.1	1.4 J
Ethanol	5.8	2.2 J	11	4.2 J
Freon 113	1.4	Not Detected	11	Not Detected
1,1-Dichloroethene	1.4	Not Detected	5.7	Not Detected
Acetone	14	7.9 J	34	19 J
2-Propanol	5.8	0.89 J	14	2.2 J
Carbon Disulfide	5.8	~~0.86 J~~	18	~~2.7 J~~
3-Chloropropene	5.8	Not Detected	18	Not Detected
Methylene Chloride	14	~~0.23 J~~	50	~~0.79 J~~
Methyl tert-butyl ether	1.4	Not Detected	5.2	Not Detected
trans-1,2-Dichloroethene	1.4	Not Detected	5.7	Not Detected
Hexane	1.4	0.33 J	5.1	1.2 J
1,1-Dichloroethane	1.4	Not Detected	5.8	Not Detected
2-Butanone (Methyl Ethyl Ketone)	5.8	Not Detected	17	Not Detected
cis-1,2-Dichloroethene	1.4	Not Detected	5.7	Not Detected
Tetrahydrofuran	1.4	0.37 J	4.3	1.1 J
Chloroform	1.4	16	7.0	78
1,1,1-Trichloroethane	1.4	Not Detected	7.9	Not Detected
Cyclohexane	1.4	Not Detected	5.0	Not Detected
Carbon Tetrachloride	1.4	Not Detected	9.1	Not Detected
2,2,4-Trimethylpentane	1.4	0.68 J	6.8	3.2 J
Benzene	1.4	16	4.6	52
1,2-Dichloroethane	1.4	Not Detected	5.8	Not Detected
Heptane	1.4	Not Detected	5.9	Not Detected
Trichloroethene	1.4	Not Detected	7.8	Not Detected
1,2-Dichloropropane	1.4	Not Detected	6.7	Not Detected
1,4-Dioxane	5.8	Not Detected	21	Not Detected
Bromodichloromethane	1.4	Not Detected	9.7	Not Detected
cis-1,3-Dichloropropene	1.4	Not Detected	6.6	Not Detected
4-Methyl-2-pentanone	1.4	Not Detected	5.9	Not Detected
Toluene	1.4	~~0.15 J~~	5.4	~~0.56 J~~
trans-1,3-Dichloropropene	1.4	Not Detected	6.6	Not Detected
1,1,2-Trichloroethane	1.4	Not Detected	7.9	Not Detected
Tetrachloroethene	1.4	~~0.18 J~~	9.8	~~1.2 J~~
2-Hexanone	5.8	Not Detected	24	Not Detected

eurofins | Air Toxics

Client Sample ID: VMP-3-22-020613

Lab ID#: 1302248A-02A

EPA METHOD TO-15 GC/MS FULL SCAN

File Name:	**p021916**	**Date of Collection: 2/6/13 3:07:00 PM**	
Dil. Factor:	**2.89**	**Date of Analysis: 2/19/13 05:32 PM**	

Compound	Rpt. Limit (ppbv)	Amount (ppbv)	Rpt. Limit (ug/m3)	Amount (ug/m3)
Dibromochloromethane	1.4	Not Detected	12	Not Detected
1,2-Dibromoethane (EDB)	1.4	Not Detected	11	Not Detected
Chlorobenzene	1.4	Not Detected	6.6	Not Detected
Ethyl Benzene	1.4	Not Detected	6.3	Not Detected
m,p-Xylene	1.4	Not Detected	6.3	Not Detected
o-Xylene	1.4	Not Detected	6.3	Not Detected
Styrene	1.4	Not Detected	6.2	Not Detected
Bromoform	1.4	Not Detected	15	Not Detected
Cumene	1.4	Not Detected	7.1	Not Detected
1,1,2,2-Tetrachloroethane	1.4	Not Detected	9.9	Not Detected
Propylbenzene	1.4	Not Detected	7.1	Not Detected
4-Ethyltoluene	1.4	Not Detected	7.1	Not Detected
1,3,5-Trimethylbenzene	1.4	Not Detected	7.1	Not Detected
1,2,4-Trimethylbenzene	1.4	Not Detected	7.1	Not Detected
1,3-Dichlorobenzene	1.4	Not Detected	8.7	Not Detected
1,4-Dichlorobenzene	1.4	Not Detected	8.7	Not Detected
alpha-Chlorotoluene	1.4	Not Detected	7.5	Not Detected
1,2-Dichlorobenzene	1.4	Not Detected	8.7	Not Detected
1,2,4-Trichlorobenzene	5.8	~~0.49 J~~	43	~~3.6 J~~
Hexachlorobutadiene	5.8	Not Detected	62	Not Detected
Butane	5.8	2.5 J	14	6.0 J
Isopentane	5.8	3.0 J	17	8.7 J

J = Estimated value.

Container Type: 1 Liter Summa Canister

Surrogates	%Recovery	Method Limits
Toluene-d8	98	70-130
1,2-Dichloroethane-d4	96	70-130
4-Bromofluorobenzene	98	70-130

eurofins | Air Toxics

Client Sample ID: VMP-4-5-020713

Lab ID#: 1302248A-03A

EPA METHOD TO-15 GC/MS FULL SCAN

File Name:	**p021917**	**Date of Collection:**	**2/7/13 9:38:00 AM**
Dil. Factor:	**2.47**	**Date of Analysis:**	**2/19/13 06:03 PM**

Compound	Rpt. Limit (ppbv)	Amount (ppbv)	Rpt. Limit (ug/m3)	Amount (ug/m3)
Freon 12	1.2	0.45 J	6.1	2.2 J
Freon 114	1.2	Not Detected	8.6	Not Detected
Chloromethane	12	Not Detected	26	Not Detected
Vinyl Chloride	1.2	Not Detected	3.2	Not Detected
1,3-Butadiene	1.2	Not Detected	2.7	Not Detected
Bromomethane	12	Not Detected	48	Not Detected
Chloroethane	4.9	Not Detected	13	Not Detected
Freon 11	1.2	0.22 J	6.9	1.2 J
Ethanol	4.9	1.8 J	9.3	3.4 J
Freon 113	1.2	Not Detected	9.5	Not Detected
1,1-Dichloroethene	1.2	Not Detected	4.9	Not Detected
Acetone	12	3.2 J	29	7.6 J
2-Propanol	4.9	1.7 J	12	4.3 J
Carbon Disulfide	4.9	~~0.83 J~~	15	~~2.6 J~~
3-Chloropropene	4.9	Not Detected	15	Not Detected
Methylene Chloride	12	0.93 J	43	3.2 J
Methyl tert-butyl ether	1.2	Not Detected	4.4	Not Detected
trans-1,2-Dichloroethene	1.2	Not Detected	4.9	Not Detected
Hexane	1.2	0.50 J	4.4	1.7 J
1,1-Dichloroethane	1.2	Not Detected	5.0	Not Detected
2-Butanone (Methyl Ethyl Ketone)	4.9	Not Detected	14	Not Detected
cis-1,2-Dichloroethene	1.2	Not Detected	4.9	Not Detected
Tetrahydrofuran	1.2	Not Detected	3.6	Not Detected
Chloroform	1.2	Not Detected	6.0	Not Detected
1,1,1-Trichloroethane	1.2	Not Detected	6.7	Not Detected
Cyclohexane	1.2	Not Detected	4.2	Not Detected
Carbon Tetrachloride	1.2	Not Detected	7.8	Not Detected
2,2,4-Trimethylpentane	1.2	2.7	5.8	13
Benzene	1.2	1.8	3.9	5.7
1,2-Dichloroethane	1.2	Not Detected	5.0	Not Detected
Heptane	1.2	Not Detected	5.1	Not Detected
Trichloroethene	1.2	Not Detected	6.6	Not Detected
1,2-Dichloropropane	1.2	Not Detected	5.7	Not Detected
1,4-Dioxane	4.9	Not Detected	18	Not Detected
Bromodichloromethane	1.2	Not Detected	8.3	Not Detected
cis-1,3-Dichloropropene	1.2	Not Detected	5.6	Not Detected
4-Methyl-2-pentanone	1.2	Not Detected	5.0	Not Detected
Toluene	1.2	0.42 J	4.6	1.6 J
trans-1,3-Dichloropropene	1.2	Not Detected	5.6	Not Detected
1,1,2-Trichloroethane	1.2	Not Detected	6.7	Not Detected
Tetrachloroethene	1.2	Not Detected	8.4	Not Detected
2-Hexanone	4.9	Not Detected	20	Not Detected

eurofins | Air Toxics

Client Sample ID: VMP-4-5-020713

Lab ID#: 1302248A-03A

EPA METHOD TO-15 GC/MS FULL SCAN

File Name:	**p021917**	**Date of Collection:**	**2/7/13 9:38:00 AM**
Dil. Factor:	**2.47**	**Date of Analysis:**	**2/19/13 06:03 PM**

Compound	Rpt. Limit (ppbv)	Amount (ppbv)	Rpt. Limit (ug/m3)	Amount (ug/m3)
Dibromochloromethane	1.2	Not Detected	10	Not Detected
1,2-Dibromoethane (EDB)	1.2	Not Detected	9.5	Not Detected
Chlorobenzene	1.2	Not Detected	5.7	Not Detected
Ethyl Benzene	1.2	Not Detected	5.4	Not Detected
m,p-Xylene	1.2	0.28 J	5.4	1.2 J
o-Xylene	1.2	Not Detected	5.4	Not Detected
Styrene	1.2	Not Detected	5.3	Not Detected
Bromoform	1.2	Not Detected	13	Not Detected
Cumene	1.2	Not Detected	6.1	Not Detected
1,1,2,2-Tetrachloroethane	1.2	Not Detected	8.5	Not Detected
Propylbenzene	1.2	~~0.16 J~~	6.1	~~0.78 J~~
4-Ethyltoluene	1.2	0.50 J	6.1	2.4 J
1,3,5-Trimethylbenzene	1.2	Not Detected	6.1	Not Detected
1,2,4-Trimethylbenzene	1.2	~~0.29 J~~	6.1	~~1.4 J~~
1,3-Dichlorobenzene	1.2	Not Detected	7.4	Not Detected
1,4-Dichlorobenzene	1.2	Not Detected	7.4	Not Detected
alpha-Chlorotoluene	1.2	Not Detected	6.4	Not Detected
1,2-Dichlorobenzene	1.2	Not Detected	7.4	Not Detected
1,2,4-Trichlorobenzene	4.9	Not Detected	37	Not Detected
Hexachlorobutadiene	4.9	Not Detected	53	Not Detected
Butane	4.9	2.9 J	12	6.8 J
Isopentane	4.9	3.0 J	14	8.8 J

J = Estimated value.

Container Type: 1 Liter Summa Canister

Surrogates	%Recovery	Method Limits
Toluene-d8	100	70-130
1,2-Dichloroethane-d4	96	70-130
4-Bromofluorobenzene	96	70-130

eurofins | Air Toxics

Client Sample ID: VMP-4-12-020713

Lab ID#: 1302248A-04A

EPA METHOD TO-15 GC/MS FULL SCAN

File Name:	**p021918**	**Date of Collection:**	**2/7/13 10:30:00 AM**
Dil. Factor:	**2.69**	**Date of Analysis:**	**2/19/13 06:35 PM**

Compound	Rpt. Limit (ppbv)	Amount (ppbv)	Rpt. Limit (ug/m3)	Amount (ug/m3)
Freon 12	1.3	0.52 J	6.6	2.6 J
Freon 114	1.3	Not Detected	9.4	Not Detected
Chloromethane	13	Not Detected	28	Not Detected
Vinyl Chloride	1.3	Not Detected	3.4	Not Detected
1,3-Butadiene	1.3	Not Detected	3.0	Not Detected
Bromomethane	13	Not Detected	52	Not Detected
Chloroethane	5.4	Not Detected	14	Not Detected
Freon 11	1.3	0.21 J	7.6	1.2 J
Ethanol	5.4	1.6 J	10	3.1 J
Freon 113	1.3	Not Detected	10	Not Detected
1,1-Dichloroethene	1.3	Not Detected	5.3	Not Detected
Acetone	13	3.2 J	32	7.7 J
2-Propanol	5.4	3.0 J	13	7.3 J
Carbon Disulfide	5.4	~~0.86 J~~	17	~~2.7 J~~
3-Chloropropene	5.4	Not Detected	17	Not Detected
Methylene Chloride	13	~~0.22 J~~	47	~~0.75 J~~
Methyl tert-butyl ether	1.3	Not Detected	4.8	Not Detected
trans-1,2-Dichloroethene	1.3	Not Detected	5.3	Not Detected
Hexane	1.3	Not Detected	4.7	Not Detected
1,1-Dichloroethane	1.3	Not Detected	5.4	Not Detected
2-Butanone (Methyl Ethyl Ketone)	5.4	Not Detected	16	Not Detected
cis-1,2-Dichloroethene	1.3	Not Detected	5.3	Not Detected
Tetrahydrofuran	1.3	Not Detected	4.0	Not Detected
Chloroform	1.3	Not Detected	6.6	Not Detected
1,1,1-Trichloroethane	1.3	Not Detected	7.3	Not Detected
Cyclohexane	1.3	0.97 J	4.6	3.3 J
Carbon Tetrachloride	1.3	Not Detected	8.5	Not Detected
2,2,4-Trimethylpentane	1.3	10	6.3	49
Benzene	1.3	2.2	4.3	6.9
1,2-Dichloroethane	1.3	Not Detected	5.4	Not Detected
Heptane	1.3	Not Detected	5.5	Not Detected
Trichloroethene	1.3	Not Detected	7.2	Not Detected
1,2-Dichloropropane	1.3	Not Detected	6.2	Not Detected
1,4-Dioxane	5.4	Not Detected	19	Not Detected
Bromodichloromethane	1.3	Not Detected	9.0	Not Detected
cis-1,3-Dichloropropene	1.3	Not Detected	6.1	Not Detected
4-Methyl-2-pentanone	1.3	Not Detected	5.5	Not Detected
Toluene	1.3	~~0.18 J~~	5.1	~~0.68 J~~
trans-1,3-Dichloropropene	1.3	Not Detected	6.1	Not Detected
1,1,2-Trichloroethane	1.3	Not Detected	7.3	Not Detected
Tetrachloroethene	1.3	Not Detected	9.1	Not Detected
2-Hexanone	5.4	Not Detected	22	Not Detected

eurofins | Air Toxics

Client Sample ID: VMP-4-12-020713

Lab ID#: 1302248A-04A

EPA METHOD TO-15 GC/MS FULL SCAN

File Name:	**p021918**	**Date of Collection:**	**2/7/13 10:30:00 AM**
Dil. Factor:	**2.69**	**Date of Analysis:**	**2/19/13 06:35 PM**

Compound	Rpt. Limit (ppbv)	Amount (ppbv)	Rpt. Limit (ug/m3)	Amount (ug/m3)
Dibromochloromethane	1.3	Not Detected	11	Not Detected
1,2-Dibromoethane (EDB)	1.3	Not Detected	10	Not Detected
Chlorobenzene	1.3	Not Detected	6.2	Not Detected
Ethyl Benzene	1.3	Not Detected	5.8	Not Detected
m,p-Xylene	1.3	Not Detected	5.8	Not Detected
o-Xylene	1.3	Not Detected	5.8	Not Detected
Styrene	1.3	Not Detected	5.7	Not Detected
Bromoform	1.3	Not Detected	14	Not Detected
Cumene	1.3	Not Detected	6.6	Not Detected
1,1,2,2-Tetrachloroethane	1.3	Not Detected	9.2	Not Detected
Propylbenzene	1.3	~~0.30 J~~ U	6.6	~~1.5 J~~ U
4-Ethyltoluene	1.3	1.4	6.6	7.0
1,3,5-Trimethylbenzene	1.3	~~0.46 J~~ U	6.6	~~2.2 J~~ U
1,2,4-Trimethylbenzene	1.3	1.5	6.6	7.3
1,3-Dichlorobenzene	1.3	Not Detected	8.1	Not Detected
1,4-Dichlorobenzene	1.3	Not Detected	8.1	Not Detected
alpha-Chlorotoluene	1.3	Not Detected	7.0	Not Detected
1,2-Dichlorobenzene	1.3	Not Detected	8.1	Not Detected
1,2,4-Trichlorobenzene	5.4	Not Detected	40	Not Detected
Hexachlorobutadiene	5.4	Not Detected	57	Not Detected
Butane	5.4	11	13	25
Isopentane	5.4	15	16	44

J = Estimated value.

Container Type: 1 Liter Summa Canister

Surrogates	%Recovery	Method Limits
Toluene-d8	99	70-130
1,2-Dichloroethane-d4	98	70-130
4-Bromofluorobenzene	94	70-130

eurofins | Air Toxics

Client Sample ID: VMP-4-12-020713-DUP

Lab ID#: 1302248A-05A

EPA METHOD TO-15 GC/MS FULL SCAN

File Name:	**p021919**	**Date of Collection:**	**2/7/13 10:30:00 AM**
Dil. Factor:	**2.76**	**Date of Analysis:**	**2/19/13 07:22 PM**

Compound	Rpt. Limit (ppbv)	Amount (ppbv)	Rpt. Limit (ug/m3)	Amount (ug/m3)
Freon 12	1.4	0.50 J	6.8	2.5 J
Freon 114	1.4	Not Detected	9.6	Not Detected
Chloromethane	14	Not Detected	28	Not Detected
Vinyl Chloride	1.4	Not Detected	3.5	Not Detected
1,3-Butadiene	1.4	Not Detected	3.0	Not Detected
Bromomethane	14	Not Detected	54	Not Detected
Chloroethane	5.5	Not Detected	14	Not Detected
Freon 11	1.4	0.34 J	7.8	1.9 J
Ethanol	5.5	2.0 J	10	3.7 J
Freon 113	1.4	Not Detected	10	Not Detected
1,1-Dichloroethene	1.4	Not Detected	5.5	Not Detected
Acetone	14	5.2 J	33	12 J
2-Propanol	5.5	2.2 J	14	5.4 J
Carbon Disulfide	5.5	~~0.86 J~~ U	17	~~2.7 J~~ U
3-Chloropropene	5.5	Not Detected	17	Not Detected
Methylene Chloride	14	Not Detected	48	Not Detected
Methyl tert-butyl ether	1.4	Not Detected	5.0	Not Detected
trans-1,2-Dichloroethene	1.4	Not Detected	5.5	Not Detected
Hexane	1.4	0.76 J	4.9	2.7 J
1,1-Dichloroethane	1.4	Not Detected	5.6	Not Detected
2-Butanone (Methyl Ethyl Ketone)	5.5	Not Detected	16	Not Detected
cis-1,2-Dichloroethene	1.4	Not Detected	5.5	Not Detected
Tetrahydrofuran	1.4	Not Detected	4.1	Not Detected
Chloroform	1.4	Not Detected	6.7	Not Detected
1,1,1-Trichloroethane	1.4	Not Detected	7.5	Not Detected
Cyclohexane	1.4	Not Detected	4.8	Not Detected
Carbon Tetrachloride	1.4	Not Detected	8.7	Not Detected
2,2,4-Trimethylpentane	1.4	11	6.4	51
Benzene	1.4	4.2	4.4	13
1,2-Dichloroethane	1.4	Not Detected	5.6	Not Detected
Heptane	1.4	Not Detected	5.6	Not Detected
Trichloroethene	1.4	Not Detected	7.4	Not Detected
1,2-Dichloropropane	1.4	Not Detected	6.4	Not Detected
1,4-Dioxane	5.5	Not Detected	20	Not Detected
Bromodichloromethane	1.4	Not Detected	9.2	Not Detected
cis-1,3-Dichloropropene	1.4	Not Detected	6.3	Not Detected
4-Methyl-2-pentanone	1.4	Not Detected	5.6	Not Detected
Toluene	1.4	~~0.13 J~~ U	5.2	~~0.48 J~~ U
trans-1,3-Dichloropropene	1.4	Not Detected	6.3	Not Detected
1,1,2-Trichloroethane	1.4	Not Detected	7.5	Not Detected
Tetrachloroethene	1.4	Not Detected	9.4	Not Detected
2-Hexanone	5.5	Not Detected	23	Not Detected

eurofins | Air Toxics

Client Sample ID: VMP-4-12-020713-DUP

Lab ID#: 1302248A-05A

EPA METHOD TO-15 GC/MS FULL SCAN

File Name:	**p021919**	**Date of Collection:**	**2/7/13 10:30:00 AM**
Dil. Factor:	**2.76**	**Date of Analysis:**	**2/19/13 07:22 PM**

Compound	Rpt. Limit (ppbv)	Amount (ppbv)	Rpt. Limit (ug/m3)	Amount (ug/m3)
Dibromochloromethane	1.4	Not Detected	12	Not Detected
1,2-Dibromoethane (EDB)	1.4	Not Detected	11	Not Detected
Chlorobenzene	1.4	Not Detected	6.4	Not Detected
Ethyl Benzene	1.4	Not Detected	6.0	Not Detected
m,p-Xylene	1.4	Not Detected	6.0	Not Detected
o-Xylene	1.4	Not Detected	6.0	Not Detected
Styrene	1.4	Not Detected	5.9	Not Detected
Bromoform	1.4	Not Detected	14	Not Detected
Cumene	1.4	Not Detected	6.8	Not Detected
1,1,2,2-Tetrachloroethane	1.4	Not Detected	9.5	Not Detected
Propylbenzene	1.4	Not Detected	6.8	Not Detected
4-Ethyltoluene	1.4	~~0.094 J~~ U	6.8	~~0.46 J~~ U
1,3,5-Trimethylbenzene	1.4	Not Detected	6.8	Not Detected
1,2,4-Trimethylbenzene	1.4	Not Detected	6.8	Not Detected
1,3-Dichlorobenzene	1.4	Not Detected	8.3	Not Detected
1,4-Dichlorobenzene	1.4	Not Detected	8.3	Not Detected
alpha-Chlorotoluene	1.4	Not Detected	7.1	Not Detected
1,2-Dichlorobenzene	1.4	Not Detected	8.3	Not Detected
1,2,4-Trichlorobenzene	5.5	Not Detected	41	Not Detected
Hexachlorobutadiene	5.5	Not Detected	59	Not Detected
Butane	5.5	12	13	30
Isopentane	5.5	15	16	45

J = Estimated value.

Container Type: 1 Liter Summa Canister

Surrogates	%Recovery	Method Limits
Toluene-d8	100	70-130
1,2-Dichloroethane-d4	97	70-130
4-Bromofluorobenzene	93	70-130

eurofins | Air Toxics

* USE THIS RESULT ONLY. ALL OTHER RESULTS REPORTED IN 2.47x DILUTION ANALYSIS.

Client Sample ID: VMP-6-5-021213
Lab ID#: 1302248A-06A

EPA METHOD TO-15 GC/MS FULL SCAN

File Name:	**p021921**	**Date of Collection: 2/12/13 1:38:00 PM**	
Dil. Factor:	**4.94**	**Date of Analysis: 2/19/13 08:34 PM**	

Compound	Rpt. Limit (ppbv)	Amount (ppbv)	Rpt. Limit (ug/m3)	Amount (ug/m3)
Freon 12	2.5	0.54 J	12	2.7 J
Freon 114	2.5	Not Detected	17	Not Detected
Chloromethane	25	Not Detected	51	Not Detected
Vinyl Chloride	2.5	Not Detected	6.3	Not Detected
1,3-Butadiene	2.5	Not Detected	5.5	Not Detected
Bromomethane	25	Not Detected	96	Not Detected
Chloroethane	9.9	Not Detected	26	Not Detected
Freon 11	2.5	Not Detected	14	Not Detected
Ethanol	9.9	2.0 J	19	3.8 J
Freon 113	2.5	Not Detected	19	Not Detected
1,1-Dichloroethene	2.5	Not Detected	9.8	Not Detected
* Acetone	25	770	59	1800
2-Propanol	9.9	3.5 J	24	8.6 J
Carbon Disulfide	9.9	~~1.4 J~~ V	31	~~4.4 J~~ U
3-Chloropropene	9.9	Not Detected	31	Not Detected
Methylene Chloride	25	Not Detected	86	Not Detected
Methyl tert-butyl ether	2.5	Not Detected	8.9	Not Detected
trans-1,2-Dichloroethene	2.5	Not Detected	9.8	Not Detected
Hexane	2.5	4.3	8.7	15
1,1-Dichloroethane	2.5	Not Detected	10	Not Detected
2-Butanone (Methyl Ethyl Ketone)	9.9	Not Detected	29	Not Detected
cis-1,2-Dichloroethene	2.5	Not Detected	9.8	Not Detected
Tetrahydrofuran	2.5	Not Detected	7.3	Not Detected
Chloroform	2.5	Not Detected	12	Not Detected
1,1,1-Trichloroethane	2.5	Not Detected	13	Not Detected
Cyclohexane	2.5	Not Detected	8.5	Not Detected
Carbon Tetrachloride	2.5	Not Detected	16	Not Detected
2,2,4-Trimethylpentane	2.5	13	12	60
Benzene	2.5	12	7.9	39
1,2-Dichloroethane	2.5	Not Detected	10	Not Detected
Heptane	2.5	Not Detected	10	Not Detected
Trichloroethene	2.5	Not Detected	13	Not Detected
1,2-Dichloropropane	2.5	Not Detected	11	Not Detected
1,4-Dioxane	9.9	Not Detected	36	Not Detected
Bromodichloromethane	2.5	Not Detected	16	Not Detected
cis-1,3-Dichloropropene	2.5	Not Detected	11	Not Detected
4-Methyl-2-pentanone	2.5	0.60 J	10	2.4 J
Toluene	2.5	~~0.21 J~~ U	9.3	~~0.80 J~~ U
trans-1,3-Dichloropropene	2.5	Not Detected	11	Not Detected
1,1,2-Trichloroethane	2.5	Not Detected	13	Not Detected
Tetrachloroethene	2.5	Not Detected	17	Not Detected
2-Hexanone	9.9	Not Detected	40	Not Detected

eurofins | Air Toxics

Client Sample ID: VMP-6-5-021213

Lab ID#: 1302248A-06A

EPA METHOD TO-15 GC/MS FULL SCAN

File Name:	**p021921**	**Date of Collection: 2/12/13 1:38:00 PM**	
Dil. Factor:	**4.94**	**Date of Analysis: 2/19/13 08:34 PM**	

Compound	Rpt. Limit (ppbv)	Amount (ppbv)	Rpt. Limit (ug/m3)	Amount (ug/m3)
Dibromochloromethane	2.5	Not Detected	21	Not Detected
1,2-Dibromoethane (EDB)	2.5	Not Detected	19	Not Detected
Chlorobenzene	2.5	Not Detected	11	Not Detected
Ethyl Benzene	2.5	Not Detected	11	Not Detected
m,p-Xylene	2.5	Not Detected	11	Not Detected
o-Xylene	2.5	Not Detected	11	Not Detected
Styrene	2.5	Not Detected	10	Not Detected
Bromoform	2.5	Not Detected	26	Not Detected
Cumene	2.5	Not Detected	12	Not Detected
1,1,2,2-Tetrachloroethane	2.5	Not Detected	17	Not Detected
Propylbenzene	2.5	Not Detected	12	Not Detected
4-Ethyltoluene	2.5	Not Detected	12	Not Detected
1,3,5-Trimethylbenzene	2.5	Not Detected	12	Not Detected
1,2,4-Trimethylbenzene	2.5	Not Detected	12	Not Detected
1,3-Dichlorobenzene	2.5	Not Detected	15	Not Detected
1,4-Dichlorobenzene	2.5	Not Detected	15	Not Detected
alpha-Chlorotoluene	2.5	Not Detected	13	Not Detected
1,2-Dichlorobenzene	2.5	Not Detected	15	Not Detected
1,2,4-Trichlorobenzene	9.9	Not Detected	73	Not Detected
Hexachlorobutadiene	9.9	Not Detected	100	Not Detected
Butane	9.9	49	23	120
Isopentane	9.9	46	29	140

J = Estimated value.

Container Type: 1 Liter Summa Canister

Surrogates	%Recovery	Method Limits
Toluene-d8	98	70-130
1,2-Dichloroethane-d4	100	70-130
4-Bromofluorobenzene	98	70-130

eurofins | Air Toxics

* DO NOT USE THIS RESULT. USE ALL OTHER DATA.

Client Sample ID: VMP-6-5-021213
Lab ID#: 1302248A-06B

EPA METHOD TO-15 GC/MS FULL SCAN

File Name:	**p021920**	**Date of Collection:**	**2/12/13 1:38:00 PM**
Dil. Factor:	**2.47**	**Date of Analysis:**	**2/19/13 07:44 PM**

Compound	Rpt. Limit (ppbv)	Amount (ppbv)	Rpt. Limit (ug/m3)	Amount (ug/m3)
Freon 12	1.2	0.52 J	6.1	2.6 J
Freon 114	1.2	Not Detected	8.6	Not Detected
Chloromethane	12	Not Detected	26	Not Detected
Vinyl Chloride	1.2	Not Detected	3.2	Not Detected
1,3-Butadiene	1.2	Not Detected	2.7	Not Detected
Bromomethane	12	Not Detected	48	Not Detected
Chloroethane	4.9	Not Detected	13	Not Detected
Freon 11	1.2	0.23 J	6.9	1.3 J
Ethanol	4.9	2.1 J	9.3	4.0 J
Freon 113	1.2	Not Detected	9.5	Not Detected
1,1-Dichloroethene	1.2	Not Detected	4.9	Not Detected
~~Acetone~~ *	~~12~~	~~680 E~~	~~29~~	~~1600 E~~
2-Propanol	4.9	3.0 J	12	7.3 J
Carbon Disulfide	4.9	~~0.74 J~~ U	15	~~2.3 J~~ U
3-Chloropropene	4.9	Not Detected	15	Not Detected
Methylene Chloride	12	Not Detected	43	Not Detected
Methyl tert-butyl ether	1.2	Not Detected	4.4	Not Detected
trans-1,2-Dichloroethene	1.2	Not Detected	4.9	Not Detected
Hexane	1.2	4.2	4.4	15
1,1-Dichloroethane	1.2	Not Detected	5.0	Not Detected
2-Butanone (Methyl Ethyl Ketone)	4.9	Not Detected	14	Not Detected
cis-1,2-Dichloroethene	1.2	Not Detected	4.9	Not Detected
Tetrahydrofuran	1.2	Not Detected	3.6	Not Detected
Chloroform	1.2	Not Detected	6.0	Not Detected
1,1,1-Trichloroethane	1.2	Not Detected	6.7	Not Detected
Cyclohexane	1.2	0.55 J	4.2	1.9 J
Carbon Tetrachloride	1.2	Not Detected	7.8	Not Detected
2,2,4-Trimethylpentane	1.2	12	5.8	58
Benzene	1.2	12	3.9	37
1,2-Dichloroethane	1.2	Not Detected	5.0	Not Detected
Heptane	1.2	0.46 J	5.1	1.9 J
Trichloroethene	1.2	Not Detected	6.6	Not Detected
1,2-Dichloropropane	1.2	Not Detected	5.7	Not Detected
1,4-Dioxane	4.9	Not Detected	18	Not Detected
Bromodichloromethane	1.2	Not Detected	8.3	Not Detected
cis-1,3-Dichloropropene	1.2	Not Detected	5.6	Not Detected
4-Methyl-2-pentanone	1.2	~~0.44 J~~ OK (HF)	5.0	1.8 J
Toluene	1.2	~~0.13 J~~ U	4.6	~~0.49~~ J U
trans-1,3-Dichloropropene	1.2	Not Detected	5.6	Not Detected
1,1,2-Trichloroethane	1.2	Not Detected	6.7	Not Detected
Tetrachloroethene	1.2	Not Detected	8.4	Not Detected
2-Hexanone	4.9	Not Detected	20	Not Detected

eurofins | Air Toxics

Client Sample ID: VMP-6-5-021213

Lab ID#: 1302248A-06B

EPA METHOD TO-15 GC/MS FULL SCAN

File Name:	**p021920**	**Date of Collection: 2/12/13 1:38:00 PM**	
Dil. Factor:	**2.47**	**Date of Analysis: 2/19/13 07:44 PM**	

Compound	Rpt. Limit (ppbv)	Amount (ppbv)	Rpt. Limit (ug/m3)	Amount (ug/m3)
Dibromochloromethane	1.2	Not Detected	10	Not Detected
1,2-Dibromoethane (EDB)	1.2	Not Detected	9.5	Not Detected
Chlorobenzene	1.2	Not Detected	5.7	Not Detected
Ethyl Benzene	1.2	Not Detected	5.4	Not Detected
m,p-Xylene	1.2	Not Detected	5.4	Not Detected
o-Xylene	1.2	Not Detected	5.4	Not Detected
Styrene	1.2	Not Detected	5.3	Not Detected
Bromoform	1.2	Not Detected	13	Not Detected
Cumene	1.2	Not Detected	6.1	Not Detected
1,1,2,2-Tetrachloroethane	1.2	Not Detected	8.5	Not Detected
Propylbenzene	1.2	Not Detected	6.1	Not Detected
4-Ethyltoluene	1.2	~~0.15 J~~	6.1	~~0.74 J~~
1,3,5-Trimethylbenzene	1.2	Not Detected	6.1	Not Detected
1,2,4-Trimethylbenzene	1.2	Not Detected	6.1	Not Detected
1,3-Dichlorobenzene	1.2	Not Detected	7.4	Not Detected
1,4-Dichlorobenzene	1.2	Not Detected	7.4	Not Detected
alpha-Chlorotoluene	1.2	Not Detected	6.4	Not Detected
1,2-Dichlorobenzene	1.2	Not Detected	7.4	Not Detected
1,2,4-Trichlorobenzene	4.9	Not Detected	37	Not Detected
Hexachlorobutadiene	4.9	Not Detected	53	Not Detected
Butane	4.9	46	12	110
Isopentane	4.9	42	14	120

J = Estimated value.
E = Exceeds instrument calibration range.
Container Type: 1 Liter Summa Canister

Surrogates	%Recovery	Method Limits
Toluene-d8	99	70-130
1,2-Dichloroethane-d4	97	70-130
4-Bromofluorobenzene	100	70-130

eurofins | Air Toxics

Client Sample ID: VMP-20-5-020713

Lab ID#: 1302248A-07A

EPA METHOD TO-15 GC/MS FULL SCAN

File Name:	**p021922**	**Date of Collection:**	**2/7/13 3:35:00 PM**
Dil. Factor:	**2.47**	**Date of Analysis:**	**2/19/13 09:18 PM**

Compound	Rpt. Limit (ppbv)	Amount (ppbv)	Rpt. Limit (ug/m3)	Amount (ug/m3)
Freon 12	1.2	0.56 J	6.1	2.8 J
Freon 114	1.2	Not Detected	8.6	Not Detected
Chloromethane	12	Not Detected	26	Not Detected
Vinyl Chloride	1.2	Not Detected	3.2	Not Detected
1,3-Butadiene	1.2	Not Detected	2.7	Not Detected
Bromomethane	12	Not Detected	48	Not Detected
Chloroethane	4.9	Not Detected	13	Not Detected
Freon 11	1.2	2.2	6.9	12
Ethanol	4.9	3.4 J	9.3	6.4 J
Freon 113	1.2	Not Detected	9.5	Not Detected
1,1-Dichloroethene	1.2	Not Detected	4.9	Not Detected
Acetone	12	10 J	29	24 J
2-Propanol	4.9	2.3 J	12	5.7 J
Carbon Disulfide	4.9	~~0.88 J~~	15	~~2.8 J~~
3-Chloropropene	4.9	Not Detected	15	Not Detected
Methylene Chloride	12	~~0.18 J~~	43	~~0.61 J~~
Methyl tert-butyl ether	1.2	Not Detected	4.4	Not Detected
trans-1,2-Dichloroethene	1.2	Not Detected	4.9	Not Detected
Hexane	1.2	7.6	4.4	27
1,1-Dichloroethane	1.2	Not Detected	5.0	Not Detected
2-Butanone (Methyl Ethyl Ketone)	4.9	0.94 J	14	2.8 J
cis-1,2-Dichloroethene	1.2	Not Detected	4.9	Not Detected
Tetrahydrofuran	1.2	Not Detected	3.6	Not Detected
Chloroform	1.2	Not Detected	6.0	Not Detected
1,1,1-Trichloroethane	1.2	Not Detected	6.7	Not Detected
Cyclohexane	1.2	Not Detected	4.2	Not Detected
Carbon Tetrachloride	1.2	Not Detected	7.8	Not Detected
2,2,4-Trimethylpentane	1.2	25	5.8	120
Benzene	1.2	11	3.9	35
1,2-Dichloroethane	1.2	Not Detected	5.0	Not Detected
Heptane	1.2	0.49 J	5.1	2.0 J
Trichloroethene	1.2	Not Detected	6.6	Not Detected
1,2-Dichloropropane	1.2	Not Detected	5.7	Not Detected
1,4-Dioxane	4.9	Not Detected	18	Not Detected
Bromodichloromethane	1.2	Not Detected	8.3	Not Detected
cis-1,3-Dichloropropene	1.2	Not Detected	5.6	Not Detected
4-Methyl-2-pentanone	1.2	Not Detected	5.0	Not Detected
Toluene	1.2	~~0.22 J~~	4.6	~~0.81 J~~
trans-1,3-Dichloropropene	1.2	Not Detected	5.6	Not Detected
1,1,2-Trichloroethane	1.2	Not Detected	6.7	Not Detected
Tetrachloroethene	1.2	~~0.13 J~~	8.4	~~0.89 J~~
2-Hexanone	4.9	Not Detected	20	Not Detected

eurofins | Air Toxics

Client Sample ID: VMP-20-5-020713

Lab ID#: 1302248A-07A

EPA METHOD TO-15 GC/MS FULL SCAN

File Name:	**p021922**	**Date of Collection: 2/7/13 3:35:00 PM**	
Dil. Factor:	**2.47**	**Date of Analysis: 2/19/13 09:18 PM**	

Compound	Rpt. Limit (ppbv)	Amount (ppbv)	Rpt. Limit (ug/m3)	Amount (ug/m3)
Dibromochloromethane	1.2	Not Detected	10	Not Detected
1,2-Dibromoethane (EDB)	1.2	Not Detected	9.5	Not Detected
Chlorobenzene	1.2	Not Detected	5.7	Not Detected
Ethyl Benzene	1.2	0.47 J	5.4	2.0 J
m,p-Xylene	1.2	0.98 J	5.4	4.2 J
o-Xylene	1.2	Not Detected	5.4	Not Detected
Styrene	1.2	Not Detected	5.3	Not Detected
Bromoform	1.2	Not Detected	13	Not Detected
Cumene	1.2	0.44 J	6.1	2.1 J
1,1,2,2-Tetrachloroethane	1.2	Not Detected	8.5	Not Detected
Propylbenzene	1.2	1.2	6.1	6.0
4-Ethyltoluene	1.2	3.5	6.1	17
1,3,5-Trimethylbenzene	1.2	1.8	6.1	8.8
1,2,4-Trimethylbenzene	1.2	12	6.1	60
1,3-Dichlorobenzene	1.2	Not Detected	7.4	Not Detected
1,4-Dichlorobenzene	1.2	Not Detected	7.4	Not Detected
alpha-Chlorotoluene	1.2	Not Detected	6.4	Not Detected
1,2-Dichlorobenzene	1.2	Not Detected	7.4	Not Detected
1,2,4-Trichlorobenzene	4.9	Not Detected	37	Not Detected
Hexachlorobutadiene	4.9	Not Detected	53	Not Detected
Butane	4.9	220	12	510
Isopentane	4.9	180	14	530

J = Estimated value.

Container Type: 1 Liter Summa Canister

Surrogates	%Recovery	Method Limits
Toluene-d8	97	70-130
1,2-Dichloroethane-d4	98	70-130
4-Bromofluorobenzene	104	70-130

eurofins | Air Toxics

Client Sample ID: VMP-21-5-020613

Lab ID#: 1302248A-08A

EPA METHOD TO-15 GC/MS FULL SCAN

File Name:	**p021923**	**Date of Collection:**	**2/6/13 2:50:00 PM**
Dil. Factor:	**2.82**	**Date of Analysis:**	**2/19/13 10:13 PM**

Compound	Rpt. Limit (ppbv)	Amount (ppbv)	Rpt. Limit (ug/m3)	Amount (ug/m3)
Freon 12	1.4	0.58 J	7.0	2.9 J
Freon 114	1.4	Not Detected	9.8	Not Detected
Chloromethane	14	Not Detected	29	Not Detected
Vinyl Chloride	1.4	Not Detected	3.6	Not Detected
1,3-Butadiene	1.4	Not Detected	3.1	Not Detected
Bromomethane	14	Not Detected	55	Not Detected
Chloroethane	5.6	Not Detected	15	Not Detected
Freon 11	1.4	0.25 J	7.9	1.4 J
Ethanol	5.6	3.3 J	11	6.2 J
Freon 113	1.4	Not Detected	11	Not Detected
1,1-Dichloroethene	1.4	Not Detected	5.6	Not Detected
Acetone	14	5.0 J	33	12 J
2-Propanol	5.6	1.4 J	14	3.3 J
Carbon Disulfide	5.6	~~0.92 J~~ U	18	~~2.8 J~~ U
3-Chloropropene	5.6	Not Detected	18	Not Detected
Methylene Chloride	14	Not Detected	49	Not Detected
Methyl tert-butyl ether	1.4	Not Detected	5.1	Not Detected
trans-1,2-Dichloroethene	1.4	Not Detected	5.6	Not Detected
Hexane	1.4	Not Detected	5.0	Not Detected
1,1-Dichloroethane	1.4	Not Detected	5.7	Not Detected
2-Butanone (Methyl Ethyl Ketone)	5.6	0.91 J	17	2.7 J
cis-1,2-Dichloroethene	1.4	Not Detected	5.6	Not Detected
Tetrahydrofuran	1.4	Not Detected	4.2	Not Detected
Chloroform	1.4	Not Detected	6.9	Not Detected
1,1,1-Trichloroethane	1.4	Not Detected	7.7	Not Detected
Cyclohexane	1.4	Not Detected	4.8	Not Detected
Carbon Tetrachloride	1.4	Not Detected	8.9	Not Detected
2,2,4-Trimethylpentane	1.4	0.25 J	6.6	1.2 J
Benzene	1.4	0.62 J	4.5	2.0 J
1,2-Dichloroethane	1.4	Not Detected	5.7	Not Detected
Heptane	1.4	Not Detected	5.8	Not Detected
Trichloroethene	1.4	Not Detected	7.6	Not Detected
1,2-Dichloropropane	1.4	Not Detected	6.5	Not Detected
1,4-Dioxane	5.6	Not Detected	20	Not Detected
Bromodichloromethane	1.4	Not Detected	9.4	Not Detected
cis-1,3-Dichloropropene	1.4	Not Detected	6.4	Not Detected
4-Methyl-2-pentanone	1.4	Not Detected	5.8	Not Detected
Toluene	1.4	~~0.12 J~~ U	5.3	~~0.44 J~~ U
trans-1,3-Dichloropropene	1.4	Not Detected	6.4	Not Detected
1,1,2-Trichloroethane	1.4	Not Detected	7.7	Not Detected
Tetrachloroethene	1.4	~~0.25 J~~ U	9.6	~~1.7 J~~ U
2-Hexanone	5.6	Not Detected	23	Not Detected

eurofins | Air Toxics

Client Sample ID: VMP-21-5-020613

Lab ID#: 1302248A-08A

EPA METHOD TO-15 GC/MS FULL SCAN

File Name:	p021923	**Date of Collection:**	2/6/13 2:50:00 PM
Dil. Factor:	2.82	**Date of Analysis:**	2/19/13 10:13 PM

Compound	Rpt. Limit (ppbv)	Amount (ppbv)	Rpt. Limit (ug/m3)	Amount (ug/m3)
Dibromochloromethane	1.4	Not Detected	12	Not Detected
1,2-Dibromoethane (EDB)	1.4	Not Detected	11	Not Detected
Chlorobenzene	1.4	Not Detected	6.5	Not Detected
Ethyl Benzene	1.4	Not Detected	6.1	Not Detected
m,p-Xylene	1.4	Not Detected	6.1	Not Detected
o-Xylene	1.4	Not Detected	6.1	Not Detected
Styrene	1.4	Not Detected	6.0	Not Detected
Bromoform	1.4	Not Detected	14	Not Detected
Cumene	1.4	Not Detected	6.9	Not Detected
1,1,2,2-Tetrachloroethane	1.4	Not Detected	9.7	Not Detected
Propylbenzene	1.4	Not Detected	6.9	Not Detected
4-Ethyltoluene	1.4	Not Detected	6.9	Not Detected
1,3,5-Trimethylbenzene	1.4	Not Detected	6.9	Not Detected
1,2,4-Trimethylbenzene	1.4	Not Detected	6.9	Not Detected
1,3-Dichlorobenzene	1.4	Not Detected	8.5	Not Detected
1,4-Dichlorobenzene	1.4	Not Detected	8.5	Not Detected
alpha-Chlorotoluene	1.4	Not Detected	7.3	Not Detected
1,2-Dichlorobenzene	1.4	Not Detected	8.5	Not Detected
1,2,4-Trichlorobenzene	5.6	~~0.37 J~~	42	~~2.8 J~~
Hexachlorobutadiene	5.6	Not Detected	60	Not Detected
Butane	5.6	Not Detected	13	Not Detected
Isopentane	5.6	Not Detected	17	Not Detected

J = Estimated value.

Container Type: 1 Liter Summa Canister

Surrogates	%Recovery	Method Limits
Toluene-d8	97	70-130
1,2-Dichloroethane-d4	92	70-130
4-Bromofluorobenzene	107	70-130

eurofins | Air Toxics

Client Sample ID: VMP-31-5-021113

Lab ID#: 1302248A-09A

EPA METHOD TO-15 GC/MS FULL SCAN

File Name:	**p021924**	**Date of Collection:**	**2/11/13 10:31:00 AM**
Dil. Factor:	**2.58**	**Date of Analysis:**	**2/19/13 10:55 PM**

Compound	Rpt. Limit (ppbv)	Amount (ppbv)	Rpt. Limit (ug/m3)	Amount (ug/m3)
Freon 12	1.3	0.44 J	6.4	2.2 J
Freon 114	1.3	Not Detected	9.0	Not Detected
Chloromethane	13	Not Detected	27	Not Detected
Vinyl Chloride	1.3	Not Detected	3.3	Not Detected
1,3-Butadiene	1.3	Not Detected	2.8	Not Detected
Bromomethane	13	~~0.65 J~~ U	50	~~2.5 J~~ U
Chloroethane	5.2	Not Detected	14	Not Detected
Freon 11	1.3	0.24 J	7.2	1.3 J
Ethanol	5.2	9.8	9.7	18
Freon 113	1.3	Not Detected	9.9	Not Detected
1,1-Dichloroethene	1.3	Not Detected	5.1	Not Detected
Acetone	13	27	31	64
2-Propanol	5.2	26	13	64
Carbon Disulfide	5.2	~~0.90 J~~ U	16	~~2.8 J~~ U
3-Chloropropene	5.2	Not Detected	16	Not Detected
Methylene Chloride	13	Not Detected	45	Not Detected
Methyl tert-butyl ether	1.3	Not Detected	4.6	Not Detected
trans-1,2-Dichloroethene	1.3	Not Detected	5.1	Not Detected
Hexane	1.3	3.1	4.5	11
1,1-Dichloroethane	1.3	Not Detected	5.2	Not Detected
2-Butanone (Methyl Ethyl Ketone)	5.2	1.3 J	15	3.9 J
cis-1,2-Dichloroethene	1.3	Not Detected	5.1	Not Detected
Tetrahydrofuran	1.3	Not Detected	3.8	Not Detected
Chloroform	1.3	Not Detected	6.3	Not Detected
1,1,1-Trichloroethane	1.3	Not Detected	7.0	Not Detected
Cyclohexane	1.3	0.93 J	4.4	3.2 J
Carbon Tetrachloride	1.3	Not Detected	8.1	Not Detected
2,2,4-Trimethylpentane	1.3	2.8	6.0	13
Benzene	1.3	0.55 J	4.1	1.7 J
1,2-Dichloroethane	1.3	Not Detected	5.2	Not Detected
Heptane	1.3	1.7	5.3	7.1
Trichloroethene	1.3	Not Detected	6.9	Not Detected
1,2-Dichloropropane	1.3	Not Detected	6.0	Not Detected
1,4-Dioxane	5.2	Not Detected	18	Not Detected
Bromodichloromethane	1.3	Not Detected	8.6	Not Detected
cis-1,3-Dichloropropene	1.3	Not Detected	5.8	Not Detected
4-Methyl-2-pentanone	1.3	0.72 J	5.3	2.9 J
Toluene	1.3	3.0	4.9	11
trans-1,3-Dichloropropene	1.3	Not Detected	5.8	Not Detected
1,1,2-Trichloroethane	1.3	Not Detected	7.0	Not Detected
Tetrachloroethene	1.3	~~0.17 J~~ U	8.8	~~1.2 J~~ U
2-Hexanone	5.2	Not Detected	21	Not Detected

eurofins | Air Toxics

Client Sample ID: VMP-31-5-021113

Lab ID#: 1302248A-09A

EPA METHOD TO-15 GC/MS FULL SCAN

File Name:	**p021924**	**Date of Collection:**	**2/11/13 10:31:00 AM**
Dil. Factor:	**2.58**	**Date of Analysis:**	**2/19/13 10:55 PM**

Compound	Rpt. Limit (ppbv)	Amount (ppbv)	Rpt. Limit (ug/m3)	Amount (ug/m3)
Dibromochloromethane	1.3	Not Detected	11	Not Detected
1,2-Dibromoethane (EDB)	1.3	Not Detected	9.9	Not Detected
Chlorobenzene	1.3	Not Detected	5.9	Not Detected
Ethyl Benzene	1.3	2.7	5.6	12
m,p-Xylene	1.3	7.6	5.6	33
o-Xylene	1.3	3.4	5.6	15
Styrene	1.3	Not Detected	5.5	Not Detected
Bromoform	1.3	Not Detected	13	Not Detected
Cumene	1.3	0.44 J	6.3	2.2 J
1,1,2,2-Tetrachloroethane	1.3	Not Detected	8.8	Not Detected
Propylbenzene	1.3	1.2 J	6.3	5.7 J
4-Ethyltoluene	1.3	3.6	6.3	18
1,3,5-Trimethylbenzene	1.3	1.1 J	6.3	5.3 J
1,2,4-Trimethylbenzene	1.3	2.9	6.3	14
1,3-Dichlorobenzene	1.3	~~0.20 J~~ U	7.8	~~1.2 J~~ U
1,4-Dichlorobenzene	1.3	~~0.23 J~~ U	7.8	~~1.4 J~~ U
alpha-Chlorotoluene	1.3	Not Detected	6.7	Not Detected
1,2-Dichlorobenzene	1.3	Not Detected	7.8	Not Detected
1,2,4-Trichlorobenzene	5.2	~~0.38 J~~ U	38	~~2.8 J~~ U
Hexachlorobutadiene	5.2	Not Detected	55	Not Detected
Butane	5.2	4.0 J	12	9.6 J
Isopentane	5.2	5.8	15	17

J = Estimated value.

Container Type: 1 Liter Summa Canister

Surrogates	%Recovery	Method Limits
Toluene-d8	96	70-130
1,2-Dichloroethane-d4	96	70-130
4-Bromofluorobenzene	97	70-130

eurofins | Air Toxics

Client Sample ID: VMP-54-20-020613

Lab ID#: 1302248A-10A

EPA METHOD TO-15 GC/MS FULL SCAN

File Name:	p022007	**Date of Collection:**	2/6/13 3:01:00 PM
Dil. Factor:	2.76	**Date of Analysis:**	2/20/13 11:59 AM

Compound	Rpt. Limit (ppbv)	Amount (ppbv)	Rpt. Limit (ug/m3)	Amount (ug/m3)
Freon 12	1.4	0.58 J	6.8	2.8 J
Freon 114	1.4	Not Detected	9.6	Not Detected
Chloromethane	14	Not Detected	28	Not Detected
Vinyl Chloride	1.4	Not Detected	3.5	Not Detected
1,3-Butadiene	1.4	Not Detected	3.0	Not Detected
Bromomethane	14	Not Detected	54	Not Detected
Chloroethane	5.5	Not Detected	14	Not Detected
Freon 11	1.4	0.24 J	7.8	1.4 J
Ethanol	5.5	1.7 J	10	3.2 J
Freon 113	1.4	Not Detected	10	Not Detected
1,1-Dichloroethene	1.4	Not Detected	5.5	Not Detected
Acetone	14	12 J	33	29 J
2-Propanol	5.5	3.4 J	14	8.3 J
Carbon Disulfide	5.5	~~0.89 J~~ U	17	~~2.8 J~~ U
3-Chloropropene	5.5	Not Detected	17	Not Detected
Methylene Chloride	14	Not Detected	48	Not Detected
Methyl tert-butyl ether	1.4	Not Detected	5.0	Not Detected
trans-1,2-Dichloroethene	1.4	Not Detected	5.5	Not Detected
Hexane	1.4	1.1 J	4.9	4.0 J
1,1-Dichloroethane	1.4	Not Detected	5.6	Not Detected
2-Butanone (Methyl Ethyl Ketone)	5.5	1.7 J	16	5.0 J
cis-1,2-Dichloroethene	1.4	Not Detected	5.5	Not Detected
Tetrahydrofuran	1.4	Not Detected	4.1	Not Detected
Chloroform	1.4	Not Detected	6.7	Not Detected
1,1,1-Trichloroethane	1.4	Not Detected	7.5	Not Detected
Cyclohexane	1.4	Not Detected	4.8	Not Detected
Carbon Tetrachloride	1.4	Not Detected	8.7	Not Detected
2,2,4-Trimethylpentane	1.4	0.24 J	6.4	1.1 J
Benzene	1.4	0.89 J	4.4	2.8 J
1,2-Dichloroethane	1.4	Not Detected	5.6	Not Detected
Heptane	1.4	0.98 J	5.6	4.0 J
Trichloroethene	1.4	Not Detected	7.4	Not Detected
1,2-Dichloropropane	1.4	Not Detected	6.4	Not Detected
1,4-Dioxane	5.5	Not Detected	20	Not Detected
Bromodichloromethane	1.4	Not Detected	9.2	Not Detected
cis-1,3-Dichloropropene	1.4	Not Detected	6.3	Not Detected
4-Methyl-2-pentanone	1.4	Not Detected	5.6	Not Detected
Toluene	1.4	~~0.19 J~~ U	5.2	~~0.72 J~~ U
trans-1,3-Dichloropropene	1.4	Not Detected	6.3	Not Detected
1,1,2-Trichloroethane	1.4	Not Detected	7.5	Not Detected
Tetrachloroethene	1.4	0.77 J	9.4	5.2 J
2-Hexanone	5.5	Not Detected	23	Not Detected

eurofins | Air Toxics

Client Sample ID: VMP-54-20-020613

Lab ID#: 1302248A-10A

EPA METHOD TO-15 GC/MS FULL SCAN

File Name:	**p022007**	**Date of Collection: 2/6/13 3:01:00 PM**	
Dil. Factor:	**2.76**	**Date of Analysis: 2/20/13 11:59 AM**	

Compound	Rpt. Limit (ppbv)	Amount (ppbv)	Rpt. Limit (ug/m3)	Amount (ug/m3)
Dibromochloromethane	1.4	Not Detected	12	Not Detected
1,2-Dibromoethane (EDB)	1.4	Not Detected	11	Not Detected
Chlorobenzene	1.4	Not Detected	6.4	Not Detected
Ethyl Benzene	1.4	Not Detected	6.0	Not Detected
m,p-Xylene	1.4	Not Detected	6.0	Not Detected
o-Xylene	1.4	Not Detected	6.0	Not Detected
Styrene	1.4	Not Detected	5.9	Not Detected
Bromoform	1.4	Not Detected	14	Not Detected
Cumene	1.4	Not Detected	6.8	Not Detected
1,1,2,2-Tetrachloroethane	1.4	Not Detected	9.5	Not Detected
Propylbenzene	1.4	~~0.15 J~~ U	6.8	~~0.74 J~~ U
4-Ethyltoluene	1.4	~~0.13 J~~ U	6.8	~~0.63 J~~ U
1,3,5-Trimethylbenzene	1.4	Not Detected	6.8	Not Detected
1,2,4-Trimethylbenzene	1.4	~~0.33 J~~ U	6.8	~~1.6 J~~ U
1,3-Dichlorobenzene	1.4	~~0.23 J~~ U	8.3	~~1.4 J~~ U
1,4-Dichlorobenzene	1.4	~~0.25 J~~ U	8.3	~~1.5 J~~ U
alpha-Chlorotoluene	1.4	Not Detected	7.1	Not Detected
1,2-Dichlorobenzene	1.4	Not Detected	8.3	Not Detected
1,2,4-Trichlorobenzene	5.5	~~0.78 J~~ U	41	~~5.8 J~~ U
Hexachlorobutadiene	5.5	Not Detected	59	Not Detected
Butane	5.5	2.0 J	13	4.9 J
Isopentane	5.5	1.0 J	16	3.0 J

J = Estimated value.

Container Type: 1 Liter Summa Canister

Surrogates	%Recovery	Method Limits
Toluene-d8	97	70-130
1,2-Dichloroethane-d4	89	70-130
4-Bromofluorobenzene	95	70-130

eurofins | Air Toxics

Client Sample ID: VMP-54-20-020613-DUP

Lab ID#: 1302248A-11A

EPA METHOD TO-15 GC/MS FULL SCAN

File Name:	p022008	**Date of Collection:**	2/6/13 3:01:00 PM
Dil. Factor:	2.76	**Date of Analysis:**	2/20/13 12:42 PM

Compound	Rpt. Limit (ppbv)	Amount (ppbv)	Rpt. Limit (ug/m3)	Amount (ug/m3)
Freon 12	1.4	0.47 J	6.8	2.3 J
Freon 114	1.4	Not Detected	9.6	Not Detected
Chloromethane	14	Not Detected	28	Not Detected
Vinyl Chloride	1.4	Not Detected	3.5	Not Detected
1,3-Butadiene	1.4	Not Detected	3.0	Not Detected
Bromomethane	14	Not Detected	54	Not Detected
Chloroethane	5.5	Not Detected	14	Not Detected
Freon 11	1.4	0.23 J	7.8	1.3 J
Ethanol	5.5	2.7 J	10	5.0 J
Freon 113	1.4	Not Detected	10	Not Detected
1,1-Dichloroethene	1.4	Not Detected	5.5	Not Detected
Acetone	14	9.8 J	33	23 J
2-Propanol	5.5	5.9	14	14
Carbon Disulfide	5.5	~~0.78 J~~ U	17	~~2.4 J~~ U
3-Chloropropene	5.5	Not Detected	17	Not Detected
Methylene Chloride	14	0.26 J	48	0.92 J
Methyl tert-butyl ether	1.4	Not Detected	5.0	Not Detected
trans-1,2-Dichloroethene	1.4	Not Detected	5.5	Not Detected
Hexane	1.4	1.8	4.9	6.4
1,1-Dichloroethane	1.4	Not Detected	5.6	Not Detected
2-Butanone (Methyl Ethyl Ketone)	5.5	1.1 J	16	3.3 J
cis-1,2-Dichloroethene	1.4	Not Detected	5.5	Not Detected
Tetrahydrofuran	1.4	Not Detected	4.1	Not Detected
Chloroform	1.4	Not Detected	6.7	Not Detected
1,1,1-Trichloroethane	1.4	Not Detected	7.5	Not Detected
Cyclohexane	1.4	0.75 J	4.8	2.6 J
Carbon Tetrachloride	1.4	Not Detected	8.7	Not Detected
2,2,4-Trimethylpentane	1.4	0.93 J	6.4	4.3 J
Benzene	1.4	11	4.4	36
1,2-Dichloroethane	1.4	Not Detected	5.6	Not Detected
Heptane	1.4	1.2 J	5.6	4.8 J
Trichloroethene	1.4	Not Detected	7.4	Not Detected
1,2-Dichloropropane	1.4	Not Detected	6.4	Not Detected
1,4-Dioxane	5.5	Not Detected	20	Not Detected
Bromodichloromethane	1.4	Not Detected	9.2	Not Detected
cis-1,3-Dichloropropene	1.4	Not Detected	6.3	Not Detected
4-Methyl-2-pentanone	1.4	Not Detected	5.6	Not Detected
Toluene	1.4	~~0.18 J~~ U	5.2	~~0.68 J~~ U
trans-1,3-Dichloropropene	1.4	Not Detected	6.3	Not Detected
1,1,2-Trichloroethane	1.4	Not Detected	7.5	Not Detected
Tetrachloroethene	1.4	0.67 J	9.4	4.6 J
2-Hexanone	5.5	Not Detected	23	Not Detected

eurofins | Air Toxics

Client Sample ID: VMP-54-20-020613-DUP

Lab ID#: 1302248A-11A

EPA METHOD TO-15 GC/MS FULL SCAN

File Name:	**p022008**	**Date of Collection: 2/6/13 3:01:00 PM**	
Dil. Factor:	**2.76**	**Date of Analysis: 2/20/13 12:42 PM**	

Compound	Rpt. Limit (ppbv)	Amount (ppbv)	Rpt. Limit (ug/m3)	Amount (ug/m3)
Dibromochloromethane	1.4	Not Detected	12	Not Detected
1,2-Dibromoethane (EDB)	1.4	Not Detected	11	Not Detected
Chlorobenzene	1.4	Not Detected	6.4	Not Detected
Ethyl Benzene	1.4	Not Detected	6.0	Not Detected
m,p-Xylene	1.4	Not Detected	6.0	Not Detected
o-Xylene	1.4	Not Detected	6.0	Not Detected
Styrene	1.4	Not Detected	5.9	Not Detected
Bromoform	1.4	Not Detected	14	Not Detected
Cumene	1.4	Not Detected	6.8	Not Detected
1,1,2,2-Tetrachloroethane	1.4	Not Detected	9.5	Not Detected
Propylbenzene	1.4	0.15 J	6.8	0.73 J
4-Ethyltoluene	1.4	0.42 J	6.8	2.1 J
1,3,5-Trimethylbenzene	1.4	Not Detected	6.8	Not Detected
1,2,4-Trimethylbenzene	1.4	0.32 J	6.8	1.6 J
1,3-Dichlorobenzene	1.4	0.20 J	8.3	1.2 J
1,4-Dichlorobenzene	1.4	0.21 J	8.3	1.3 J
alpha-Chlorotoluene	1.4	Not Detected	7.1	Not Detected
1,2-Dichlorobenzene	1.4	Not Detected	8.3	Not Detected
1,2,4-Trichlorobenzene	5.5	0.55 J	41	4.1 J
Hexachlorobutadiene	5.5	Not Detected	59	Not Detected
Butane	5.5	2.6 J	13	6.1 J
Isopentane	5.5	3.9 J	16	12 J

J = Estimated value.

Container Type: 1 Liter Summa Canister

Surrogates	%Recovery	Method Limits
Toluene-d8	97	70-130
1,2-Dichloroethane-d4	93	70-130
4-Bromofluorobenzene	96	70-130

eurofins | Air Toxics

Client Sample ID: VMP-54-30-020613

Lab ID#: 1302248A-12A

EPA METHOD TO-15 GC/MS FULL SCAN

File Name:	**p022009**	**Date of Collection:**	**2/6/13 3:55:00 PM**
Dil. Factor:	**2.96**	**Date of Analysis:**	**2/20/13 01:13 PM**

Compound	Rpt. Limit (ppbv)	Amount (ppbv)	Rpt. Limit (ug/m3)	Amount (ug/m3)
Freon 12	1.5	0.53 J	7.3	2.6 J
Freon 114	1.5	Not Detected	10	Not Detected
Chloromethane	15	Not Detected	30	Not Detected
Vinyl Chloride	1.5	Not Detected	3.8	Not Detected
1,3-Butadiene	1.5	Not Detected	3.3	Not Detected
Bromomethane	15	Not Detected	57	Not Detected
Chloroethane	5.9	Not Detected	16	Not Detected
Freon 11	1.5	0.21 J	8.3	1.2 J
Ethanol	5.9	1.4 J	11	2.7 J
Freon 113	1.5	Not Detected	11	Not Detected
1,1-Dichloroethene	1.5	Not Detected	5.9	Not Detected
Acetone	15	5.1 J	35	12 J
2-Propanol	5.9	1.7 J	14	4.2 J
Carbon Disulfide	5.9	~~1.0 J~~ U	18	~~3.2 J~~ U
3-Chloropropene	5.9	Not Detected	18	Not Detected
Methylene Chloride	15	0.28 J	51	0.97 J
Methyl tert-butyl ether	1.5	Not Detected	5.3	Not Detected
trans-1,2-Dichloroethene	1.5	Not Detected	5.9	Not Detected
Hexane	1.5	0.46 J	5.2	1.6 J
1,1-Dichloroethane	1.5	Not Detected	6.0	Not Detected
2-Butanone (Methyl Ethyl Ketone)	5.9	Not Detected	17	Not Detected
cis-1,2-Dichloroethene	1.5	Not Detected	5.9	Not Detected
Tetrahydrofuran	1.5	Not Detected	4.4	Not Detected
Chloroform	1.5	Not Detected	7.2	Not Detected
1,1,1-Trichloroethane	1.5	Not Detected	8.1	Not Detected
Cyclohexane	1.5	Not Detected	5.1	Not Detected
Carbon Tetrachloride	1.5	Not Detected	9.3	Not Detected
2,2,4-Trimethylpentane	1.5	0.50 J	6.9	2.3 J
Benzene	1.5	4.5 J	4.7	14 J
1,2-Dichloroethane	1.5	Not Detected	6.0	Not Detected
Heptane	1.5	Not Detected	6.1	Not Detected
Trichloroethene	1.5	Not Detected	8.0	Not Detected
1,2-Dichloropropane	1.5	Not Detected	6.8	Not Detected
1,4-Dioxane	5.9	Not Detected	21	Not Detected
Bromodichloromethane	1.5	Not Detected	9.9	Not Detected
cis-1,3-Dichloropropene	1.5	Not Detected	6.7	Not Detected
4-Methyl-2-pentanone	1.5	Not Detected	6.1	Not Detected
Toluene	1.5	~~0.12 J~~ U	5.6	~~0.46 J~~ U
trans-1,3-Dichloropropene	1.5	Not Detected	6.7	Not Detected
1,1,2-Trichloroethane	1.5	Not Detected	8.1	Not Detected
Tetrachloroethene	1.5	0.67 J	10	4.6 J
2-Hexanone	5.9	Not Detected	24	Not Detected

eurofins | Air Toxics

Client Sample ID: VMP-54-30-020613

Lab ID#: 1302248A-12A

EPA METHOD TO-15 GC/MS FULL SCAN

File Name:	**p022009**	**Date of Collection:**	**2/6/13 3:55:00 PM**
Dil. Factor:	**2.96**	**Date of Analysis:**	**2/20/13 01:13 PM**

Compound	Rpt. Limit (ppbv)	Amount (ppbv)	Rpt. Limit (ug/m3)	Amount (ug/m3)
Dibromochloromethane	1.5	Not Detected	13	Not Detected
1,2-Dibromoethane (EDB)	1.5	Not Detected	11	Not Detected
Chlorobenzene	1.5	Not Detected	6.8	Not Detected
Ethyl Benzene	1.5	Not Detected	6.4	Not Detected
m,p-Xylene	1.5	Not Detected	6.4	Not Detected
o-Xylene	1.5	Not Detected	6.4	Not Detected
Styrene	1.5	Not Detected	6.3	Not Detected
Bromoform	1.5	Not Detected	15	Not Detected
Cumene	1.5	Not Detected	7.3	Not Detected
1,1,2,2-Tetrachloroethane	1.5	Not Detected	10	Not Detected
Propylbenzene	1.5	Not Detected	7.3	Not Detected
4-Ethyltoluene	1.5	Not Detected	7.3	Not Detected
1,3,5-Trimethylbenzene	1.5	Not Detected	7.3	Not Detected
1,2,4-Trimethylbenzene	1.5	Not Detected	7.3	Not Detected
1,3-Dichlorobenzene	1.5	Not Detected	8.9	Not Detected
1,4-Dichlorobenzene	1.5	Not Detected	8.9	Not Detected
alpha-Chlorotoluene	1.5	Not Detected	7.7	Not Detected
1,2-Dichlorobenzene	1.5	Not Detected	8.9	Not Detected
1,2,4-Trichlorobenzene	5.9	~~0.41 J~~ U	44	~~3.1 J~~ U
Hexachlorobutadiene	5.9	Not Detected	63	Not Detected
Butane	5.9	Not Detected	14	Not Detected
Isopentane	5.9	1.5 J	17	4.5 J

J = Estimated value.

Container Type: 1 Liter Summa Canister

Surrogates	%Recovery	Method Limits
Toluene-d8	95	70-130
1,2-Dichloroethane-d4	94	70-130
4-Bromofluorobenzene	92	70-130

eurofins | Air Toxics

Client Sample ID: VMP-54-30-020613-DUP

Lab ID#: 1302248A-13A

EPA METHOD TO-15 GC/MS FULL SCAN

File Name:	**p022010**	**Date of Collection:**	**2/6/13 3:55:00 PM**
Dil. Factor:	**2.96**	**Date of Analysis:**	**2/20/13 01:34 PM**

Compound	Rpt. Limit (ppbv)	Amount (ppbv)	Rpt. Limit (ug/m3)	Amount (ug/m3)
Freon 12	1.5	0.51 J	7.3	2.5 J
Freon 114	1.5	Not Detected	10	Not Detected
Chloromethane	15	Not Detected	30	Not Detected
Vinyl Chloride	1.5	Not Detected	3.8	Not Detected
1,3-Butadiene	1.5	Not Detected	3.3	Not Detected
Bromomethane	15	Not Detected	57	Not Detected
Chloroethane	5.9	Not Detected	16	Not Detected
Freon 11	1.5	0.23 J	8.3	1.3 J
Ethanol	5.9	1.8 J	11	3.5 J
Freon 113	1.5	Not Detected	11	Not Detected
1,1-Dichloroethene	1.5	Not Detected	5.9	Not Detected
Acetone	15	5.6 J	35	13 J
2-Propanol	5.9	1.4 J	14	3.4 J
Carbon Disulfide	5.9	~~0.95 J~~ U	18	~~3.0 J~~ U
3-Chloropropene	5.9	Not Detected	18	Not Detected
Methylene Chloride	15	Not Detected	51	Not Detected
Methyl tert-butyl ether	1.5	Not Detected	5.3	Not Detected
trans-1,2-Dichloroethene	1.5	Not Detected	5.9	Not Detected
Hexane	1.5	0.46 J	5.2	1.6 J
1,1-Dichloroethane	1.5	Not Detected	6.0	Not Detected
2-Butanone (Methyl Ethyl Ketone)	5.9	Not Detected	17	Not Detected
cis-1,2-Dichloroethene	1.5	Not Detected	5.9	Not Detected
Tetrahydrofuran	1.5	Not Detected	4.4	Not Detected
Chloroform	1.5	Not Detected	7.2	Not Detected
1,1,1-Trichloroethane	1.5	Not Detected	8.1	Not Detected
Cyclohexane	1.5	Not Detected	5.1	Not Detected
Carbon Tetrachloride	1.5	Not Detected	9.3	Not Detected
2,2,4-Trimethylpentane	1.5	0.27 J	6.9	1.3 J
Benzene	1.5	1.4 J J	4.7	4.5 J J
1,2-Dichloroethane	1.5	Not Detected	6.0	Not Detected
Heptane	1.5	Not Detected	6.1	Not Detected
Trichloroethene	1.5	Not Detected	8.0	Not Detected
1,2-Dichloropropane	1.5	Not Detected	6.8	Not Detected
1,4-Dioxane	5.9	Not Detected	21	Not Detected
Bromodichloromethane	1.5	Not Detected	9.9	Not Detected
cis-1,3-Dichloropropene	1.5	Not Detected	6.7	Not Detected
4-Methyl-2-pentanone	1.5	Not Detected	6.1	Not Detected
Toluene	1.5	~~0.14 J~~ U	5.6	~~0.55 J~~ U
trans-1,3-Dichloropropene	1.5	Not Detected	6.7	Not Detected
1,1,2-Trichloroethane	1.5	Not Detected	8.1	Not Detected
Tetrachloroethene	1.5	0.67 J	10	4.5 J
2-Hexanone	5.9	Not Detected	24	Not Detected

eurofins | Air Toxics

Client Sample ID: VMP-54-30-020613-DUP

Lab ID#: 1302248A-13A

EPA METHOD TO-15 GC/MS FULL SCAN

File Name:	**p022010**	**Date of Collection: 2/6/13 3:55:00 PM**	
Dil. Factor:	**2.96**	**Date of Analysis: 2/20/13 01:34 PM**	

Compound	Rpt. Limit (ppbv)	Amount (ppbv)	Rpt. Limit (ug/m3)	Amount (ug/m3)
Dibromochloromethane	1.5	Not Detected	13	Not Detected
1,2-Dibromoethane (EDB)	1.5	Not Detected	11	Not Detected
Chlorobenzene	1.5	Not Detected	6.8	Not Detected
Ethyl Benzene	1.5	Not Detected	6.4	Not Detected
m,p-Xylene	1.5	Not Detected	6.4	Not Detected
o-Xylene	1.5	Not Detected	6.4	Not Detected
Styrene	1.5	Not Detected	6.3	Not Detected
Bromoform	1.5	Not Detected	15	Not Detected
Cumene	1.5	Not Detected	7.3	Not Detected
1,1,2,2-Tetrachloroethane	1.5	Not Detected	10	Not Detected
Propylbenzene	1.5	Not Detected	7.3	Not Detected
4-Ethyltoluene	1.5	Not Detected	7.3	Not Detected
1,3,5-Trimethylbenzene	1.5	Not Detected	7.3	Not Detected
1,2,4-Trimethylbenzene	1.5	Not Detected	7.3	Not Detected
1,3-Dichlorobenzene	1.5	Not Detected	8.9	Not Detected
1,4-Dichlorobenzene	1.5	Not Detected	8.9	Not Detected
alpha-Chlorotoluene	1.5	Not Detected	7.7	Not Detected
1,2-Dichlorobenzene	1.5	Not Detected	8.9	Not Detected
1,2,4-Trichlorobenzene	5.9	Not Detected	44	Not Detected
Hexachlorobutadiene	5.9	Not Detected	63	Not Detected
Butane	5.9	Not Detected	14	Not Detected
Isopentane	5.9	0.78 J	17	2.3 J

J = Estimated value.

Container Type: 1 Liter Summa Canister

Surrogates	%Recovery	Method Limits
Toluene-d8	98	70-130
1,2-Dichloroethane-d4	91	70-130
4-Bromofluorobenzene	91	70-130

eurofins | Air Toxics

Client Sample ID: VMP-7-13.5-021313

Lab ID#: 1302248A-14A

EPA METHOD TO-15 GC/MS FULL SCAN

File Name:	**p022011**	**Date of Collection: 2/13/13 10:52:00 AM**	
Dil. Factor:	**2.76**	**Date of Analysis: 2/20/13 02:18 PM**	

Compound	Rpt. Limit (ppbv)	Amount (ppbv)	Rpt. Limit (ug/m3)	Amount (ug/m3)
Freon 12	1.4	0.54 J	6.8	2.6 J
Freon 114	1.4	Not Detected	9.6	Not Detected
Chloromethane	14	Not Detected	28	Not Detected
Vinyl Chloride	1.4	Not Detected	3.5	Not Detected
1,3-Butadiene	1.4	Not Detected	3.0	Not Detected
Bromomethane	14	Not Detected	54	Not Detected
Chloroethane	5.5	Not Detected	14	Not Detected
Freon 11	1.4	0.22 J	7.8	1.3 J
Ethanol	5.5	3.6 J	10	6.8 J
Freon 113	1.4	Not Detected	10	Not Detected
1,1-Dichloroethene	1.4	Not Detected	5.5	Not Detected
Acetone	14	10 J	33	24 J
2-Propanol	5.5	1.6 J	14	3.9 J
Carbon Disulfide	5.5	~~0.76 J~~	17	~~2.4 J~~
3-Chloropropene	5.5	Not Detected	17	Not Detected
Methylene Chloride	14	0.18 J	48	0.61 J
Methyl tert-butyl ether	1.4	Not Detected	5.0	Not Detected
trans-1,2-Dichloroethene	1.4	Not Detected	5.5	Not Detected
Hexane	1.4	0.33 J	4.9	1.2 J
1,1-Dichloroethane	1.4	Not Detected	5.6	Not Detected
2-Butanone (Methyl Ethyl Ketone)	5.5	Not Detected	16	Not Detected
cis-1,2-Dichloroethene	1.4	Not Detected	5.5	Not Detected
Tetrahydrofuran	1.4	Not Detected	4.1	Not Detected
Chloroform	1.4	0.42 J	6.7	2.0 J
1,1,1-Trichloroethane	1.4	Not Detected	7.5	Not Detected
Cyclohexane	1.4	Not Detected	4.8	Not Detected
Carbon Tetrachloride	1.4	Not Detected	8.7	Not Detected
2,2,4-Trimethylpentane	1.4	0.15 J	6.4	0.70 J
Benzene	1.4	0.63 J	4.4	2.0 J
1,2-Dichloroethane	1.4	Not Detected	5.6	Not Detected
Heptane	1.4	Not Detected	5.6	Not Detected
Trichloroethene	1.4	Not Detected	7.4	Not Detected
1,2-Dichloropropane	1.4	Not Detected	6.4	Not Detected
1,4-Dioxane	5.5	Not Detected	20	Not Detected
Bromodichloromethane	1.4	Not Detected	9.2	Not Detected
cis-1,3-Dichloropropene	1.4	Not Detected	6.3	Not Detected
4-Methyl-2-pentanone	1.4	Not Detected	5.6	Not Detected
Toluene	1.4	~~0.18 J~~	5.2	~~0.66 J~~
trans-1,3-Dichloropropene	1.4	Not Detected	6.3	Not Detected
1,1,2-Trichloroethane	1.4	Not Detected	7.5	Not Detected
Tetrachloroethene	1.4	Not Detected	9.4	Not Detected
2-Hexanone	5.5	Not Detected	23	Not Detected

eurofins | Air Toxics

Client Sample ID: VMP-7-13.5-021313

Lab ID#: 1302248A-14A

EPA METHOD TO-15 GC/MS FULL SCAN

File Name:	**p022011**	**Date of Collection: 2/13/13 10:52:00 AM**	
Dil. Factor:	**2.76**	**Date of Analysis: 2/20/13 02:18 PM**	

Compound	Rpt. Limit (ppbv)	Amount (ppbv)	Rpt. Limit (ug/m3)	Amount (ug/m3)
Dibromochloromethane	1.4	Not Detected	12	Not Detected
1,2-Dibromoethane (EDB)	1.4	Not Detected	11	Not Detected
Chlorobenzene	1.4	Not Detected	6.4	Not Detected
Ethyl Benzene	1.4	Not Detected	6.0	Not Detected
m,p-Xylene	1.4	Not Detected	6.0	Not Detected
o-Xylene	1.4	Not Detected	6.0	Not Detected
Styrene	1.4	Not Detected	5.9	Not Detected
Bromoform	1.4	Not Detected	14	Not Detected
Cumene	1.4	Not Detected	6.8	Not Detected
1,1,2,2-Tetrachloroethane	1.4	Not Detected	9.5	Not Detected
Propylbenzene	1.4	Not Detected	6.8	Not Detected
4-Ethyltoluene	1.4	Not Detected	6.8	Not Detected
1,3,5-Trimethylbenzene	1.4	Not Detected	6.8	Not Detected
1,2,4-Trimethylbenzene	1.4	Not Detected	6.8	Not Detected
1,3-Dichlorobenzene	1.4	Not Detected	8.3	Not Detected
1,4-Dichlorobenzene	1.4	Not Detected	8.3	Not Detected
alpha-Chlorotoluene	1.4	Not Detected	7.1	Not Detected
1,2-Dichlorobenzene	1.4	Not Detected	8.3	Not Detected
1,2,4-Trichlorobenzene	5.5	~~0.56 J~~	41	~~4.1 J~~
Hexachlorobutadiene	5.5	Not Detected	59	Not Detected
Butane	5.5	Not Detected	13	Not Detected
Isopentane	5.5	0.63 J	16	1.8 J

J = Estimated value.

Container Type: 1 Liter Summa Canister

Surrogates	%Recovery	Method Limits
Toluene-d8	97	70-130
1,2-Dichloroethane-d4	94	70-130
4-Bromofluorobenzene	99	70-130

eurofins | Air Toxics

Client Sample ID: Lab Blank

Lab ID#: 1302248A-15A

EPA METHOD TO-15 GC/MS FULL SCAN

File Name:	**p021905a**	**Date of Collection: NA**	
Dil. Factor:	**1.00**	**Date of Analysis: 2/19/13 10:13 AM**	

Compound	Rpt. Limit (ppbv)	Amount (ppbv)	Rpt. Limit (ug/m3)	Amount (ug/m3)
Freon 12	0.50	Not Detected	2.5	Not Detected
Freon 114	0.50	Not Detected	3.5	Not Detected
Chloromethane	5.0	Not Detected	10	Not Detected
Vinyl Chloride	0.50	Not Detected	1.3	Not Detected
1,3-Butadiene	0.50	Not Detected	1.1	Not Detected
Bromomethane	5.0	0.27 J	19	1.0 J
Chloroethane	2.0	Not Detected	5.3	Not Detected
Freon 11	0.50	Not Detected	2.8	Not Detected
Ethanol	2.0	Not Detected	3.8	Not Detected
Freon 113	0.50	Not Detected	3.8	Not Detected
1,1-Dichloroethene	0.50	Not Detected	2.0	Not Detected
Acetone	5.0	Not Detected	12	Not Detected
2-Propanol	2.0	Not Detected	4.9	Not Detected
Carbon Disulfide	2.0	0.48 J	6.2	1.5 J
3-Chloropropene	2.0	Not Detected	6.3	Not Detected
Methylene Chloride	5.0	0.18 J	17	0.64 J
Methyl tert-butyl ether	0.50	Not Detected	1.8	Not Detected
trans-1,2-Dichloroethene	0.50	Not Detected	2.0	Not Detected
Hexane	0.50	Not Detected	1.8	Not Detected
1,1-Dichloroethane	0.50	Not Detected	2.0	Not Detected
2-Butanone (Methyl Ethyl Ketone)	2.0	Not Detected	5.9	Not Detected
cis-1,2-Dichloroethene	0.50	Not Detected	2.0	Not Detected
Tetrahydrofuran	0.50	Not Detected	1.5	Not Detected
Chloroform	0.50	Not Detected	2.4	Not Detected
1,1,1-Trichloroethane	0.50	Not Detected	2.7	Not Detected
Cyclohexane	0.50	Not Detected	1.7	Not Detected
Carbon Tetrachloride	0.50	Not Detected	3.1	Not Detected
2,2,4-Trimethylpentane	0.50	Not Detected	2.3	Not Detected
Benzene	0.50	Not Detected	1.6	Not Detected
1,2-Dichloroethane	0.50	Not Detected	2.0	Not Detected
Heptane	0.50	Not Detected	2.0	Not Detected
Trichloroethene	0.50	Not Detected	2.7	Not Detected
1,2-Dichloropropane	0.50	Not Detected	2.3	Not Detected
1,4-Dioxane	2.0	Not Detected	7.2	Not Detected
Bromodichloromethane	0.50	Not Detected	3.4	Not Detected
cis-1,3-Dichloropropene	0.50	0.088 J	2.3	0.40 J
4-Methyl-2-pentanone	0.50	Not Detected	2.0	Not Detected
Toluene	0.50	0.080 J	1.9	0.30 J
trans-1,3-Dichloropropene	0.50	0.18 J	2.3	0.80 J
1,1,2-Trichloroethane	0.50	Not Detected	2.7	Not Detected
Tetrachloroethene	0.50	0.082 J	3.4	0.55 J
2-Hexanone	2.0	Not Detected	8.2	Not Detected

eurofins | Air Toxics

Client Sample ID: Lab Blank

Lab ID#: 1302248A-15A

EPA METHOD TO-15 GC/MS FULL SCAN

File Name:	**p021905a**	**Date of Collection: NA**	
Dil. Factor:	**1.00**	**Date of Analysis: 2/19/13 10:13 AM**	

Compound	Rpt. Limit (ppbv)	Amount (ppbv)	Rpt. Limit (ug/m3)	Amount (ug/m3)
Dibromochloromethane	0.50	Not Detected	4.2	Not Detected
1,2-Dibromoethane (EDB)	0.50	0.12 J	3.8	0.91 J
Chlorobenzene	0.50	0.11 J	2.3	0.49 J
Ethyl Benzene	0.50	Not Detected	2.2	Not Detected
m,p-Xylene	0.50	Not Detected	2.2	Not Detected
o-Xylene	0.50	Not Detected	2.2	Not Detected
Styrene	0.50	Not Detected	2.1	Not Detected
Bromoform	0.50	Not Detected	5.2	Not Detected
Cumene	0.50	0.087 J	2.4	0.42 J
1,1,2,2-Tetrachloroethane	0.50	0.094 J	3.4	0.64 J
Propylbenzene	0.50	0.12 J	2.4	0.56 J
4-Ethyltoluene	0.50	0.088 J	2.4	0.44 J
1,3,5-Trimethylbenzene	0.50	0.18 J	2.4	0.91 J
1,2,4-Trimethylbenzene	0.50	0.16 J	2.4	0.77 J
1,3-Dichlorobenzene	0.50	0.29 J	3.0	1.8 J
1,4-Dichlorobenzene	0.50	0.31 J	3.0	1.9 J
alpha-Chlorotoluene	0.50	0.16 J	2.6	0.80 J
1,2-Dichlorobenzene	0.50	0.27 J	3.0	1.6 J
1,2,4-Trichlorobenzene	2.0	1.3 J	15	9.4 J
Hexachlorobutadiene	2.0	0.64 J	21	6.8 J
Butane	2.0	Not Detected	4.8	Not Detected
Isopentane	2.0	Not Detected	5.9	Not Detected

J = Estimated value.

Container Type: NA - Not Applicable

Surrogates	%Recovery	Method Limits
Toluene-d8	99	70-130
1,2-Dichloroethane-d4	98	70-130
4-Bromofluorobenzene	94	70-130

eurofins | Air Toxics

Client Sample ID: Lab Blank

Lab ID#: 1302248A-15B

EPA METHOD TO-15 GC/MS FULL SCAN

File Name:	**p022006a**	**Date of Collection: NA**	
Dil. Factor:	**1.00**	**Date of Analysis: 2/20/13 11:19 AM**	

Compound	Rpt. Limit (ppbv)	Amount (ppbv)	Rpt. Limit (ug/m3)	Amount (ug/m3)
Freon 12	0.50	Not Detected	2.5	Not Detected
Freon 114	0.50	Not Detected	3.5	Not Detected
Chloromethane	5.0	Not Detected	10	Not Detected
Vinyl Chloride	0.50	Not Detected	1.3	Not Detected
1,3-Butadiene	0.50	Not Detected	1.1	Not Detected
Bromomethane	5.0	Not Detected	19	Not Detected
Chloroethane	2.0	Not Detected	5.3	Not Detected
Freon 11	0.50	Not Detected	2.8	Not Detected
Ethanol	2.0	Not Detected	3.8	Not Detected
Freon 113	0.50	Not Detected	3.8	Not Detected
1,1-Dichloroethene	0.50	Not Detected	2.0	Not Detected
Acetone	5.0	Not Detected	12	Not Detected
2-Propanol	2.0	Not Detected	4.9	Not Detected
Carbon Disulfide	2.0	0.34 J	6.2	1.1 J
3-Chloropropene	2.0	Not Detected	6.3	Not Detected
Methylene Chloride	5.0	Not Detected	17	Not Detected
Methyl tert-butyl ether	0.50	Not Detected	1.8	Not Detected
trans-1,2-Dichloroethene	0.50	Not Detected	2.0	Not Detected
Hexane	0.50	Not Detected	1.8	Not Detected
1,1-Dichloroethane	0.50	Not Detected	2.0	Not Detected
2-Butanone (Methyl Ethyl Ketone)	2.0	Not Detected	5.9	Not Detected
cis-1,2-Dichloroethene	0.50	Not Detected	2.0	Not Detected
Tetrahydrofuran	0.50	Not Detected	1.5	Not Detected
Chloroform	0.50	Not Detected	2.4	Not Detected
1,1,1-Trichloroethane	0.50	Not Detected	2.7	Not Detected
Cyclohexane	0.50	Not Detected	1.7	Not Detected
Carbon Tetrachloride	0.50	Not Detected	3.1	Not Detected
2,2,4-Trimethylpentane	0.50	Not Detected	2.3	Not Detected
Benzene	0.50	Not Detected	1.6	Not Detected
1,2-Dichloroethane	0.50	Not Detected	2.0	Not Detected
Heptane	0.50	Not Detected	2.0	Not Detected
Trichloroethene	0.50	Not Detected	2.7	Not Detected
1,2-Dichloropropane	0.50	Not Detected	2.3	Not Detected
1,4-Dioxane	2.0	Not Detected	7.2	Not Detected
Bromodichloromethane	0.50	Not Detected	3.4	Not Detected
cis-1,3-Dichloropropene	0.50	Not Detected	2.3	Not Detected
4-Methyl-2-pentanone	0.50	Not Detected	2.0	Not Detected
Toluene	0.50	0.066 J	1.9	0.25 J
trans-1,3-Dichloropropene	0.50	Not Detected	2.3	Not Detected
1,1,2-Trichloroethane	0.50	Not Detected	2.7	Not Detected
Tetrachloroethene	0.50	0.071 J	3.4	0.48 J
2-Hexanone	2.0	Not Detected	8.2	Not Detected

eurofins | Air Toxics

Client Sample ID: Lab Blank

Lab ID#: 1302248A-15B

EPA METHOD TO-15 GC/MS FULL SCAN

File Name:	**p022006a**	**Date of Collection: NA**	
Dil. Factor:	**1.00**	**Date of Analysis: 2/20/13 11:19 AM**	

Compound	Rpt. Limit (ppbv)	Amount (ppbv)	Rpt. Limit (ug/m3)	Amount (ug/m3)
Dibromochloromethane	0.50	Not Detected	4.2	Not Detected
1,2-Dibromoethane (EDB)	0.50	0.13 J	3.8	1.0 J
Chlorobenzene	0.50	0.13 J	2.3	0.59 J
Ethyl Benzene	0.50	Not Detected	2.2	Not Detected
m,p-Xylene	0.50	Not Detected	2.2	Not Detected
o-Xylene	0.50	0.099 J	2.2	0.43 J
Styrene	0.50	0.11 J	2.1	0.46 J
Bromoform	0.50	Not Detected	5.2	Not Detected
Cumene	0.50	0.091 J	2.4	0.44 J
1,1,2,2-Tetrachloroethane	0.50	0.18 J	3.4	1.3 J
Propylbenzene	0.50	0.15 J	2.4	0.76 J
4-Ethyltoluene	0.50	0.097 J	2.4	0.48 J
1,3,5-Trimethylbenzene	0.50	0.16 J	2.4	0.76 J
1,2,4-Trimethylbenzene	0.50	0.18 J	2.4	0.89 J
1,3-Dichlorobenzene	0.50	0.28 J	3.0	1.7 J
1,4-Dichlorobenzene	0.50	0.33 J	3.0	2.0 J
alpha-Chlorotoluene	0.50	0.18 J	2.6	0.95 J
1,2-Dichlorobenzene	0.50	0.26 J	3.0	1.5 J
1,2,4-Trichlorobenzene	2.0	0.72 J	15	5.3 J
Hexachlorobutadiene	2.0	0.46 J	21	4.9 J
Butane	2.0	Not Detected	4.8	Not Detected
Isopentane	2.0	Not Detected	5.9	Not Detected

J = Estimated value.

Container Type: NA - Not Applicable

Surrogates	%Recovery	Method Limits
Toluene-d8	98	70-130
1,2-Dichloroethane-d4	93	70-130
4-Bromofluorobenzene	93	70-130

eurofins | Air Toxics

Client Sample ID: CCV
Lab ID#: 1302248A-16A

EPA METHOD TO-15 GC/MS FULL SCAN

File Name:	**p021902**	**Date of Collection: NA**
Dil. Factor:	**1.00**	**Date of Analysis: 2/19/13 08:41 AM**

Compound	%Recovery
Freon 12	104
Freon 114	102
Chloromethane	105
Vinyl Chloride	106
1,3-Butadiene	104
Bromomethane	100
Chloroethane	104
Freon 11	107
Ethanol	108
Freon 113	103
1,1-Dichloroethene	101
Acetone	100
2-Propanol	96
Carbon Disulfide	100
3-Chloropropene	96
Methylene Chloride	105
Methyl tert-butyl ether	100
trans-1,2-Dichloroethene	105
Hexane	106
1,1-Dichloroethane	102
2-Butanone (Methyl Ethyl Ketone)	97
cis-1,2-Dichloroethene	103
Tetrahydrofuran	106
Chloroform	103
1,1,1-Trichloroethane	109
Cyclohexane	114
Carbon Tetrachloride	107
2,2,4-Trimethylpentane	109
Benzene	108
1,2-Dichloroethane	115
Heptane	119
Trichloroethene	90
1,2-Dichloropropane	108
1,4-Dioxane	109
Bromodichloromethane	109
cis-1,3-Dichloropropene	108
4-Methyl-2-pentanone	121
Toluene	108
trans-1,3-Dichloropropene	114
1,1,2-Trichloroethane	108
Tetrachloroethene	105
2-Hexanone	108

eurofins | Air Toxics

Client Sample ID: CCV

Lab ID#: 1302248A-16A

EPA METHOD TO-15 GC/MS FULL SCAN

File Name:	**p021902**	**Date of Collection: NA**	
Dil. Factor:	**1.00**	**Date of Analysis: 2/19/13 08:41 AM**	

Compound	%Recovery
Dibromochloromethane	114
1,2-Dibromoethane (EDB)	107
Chlorobenzene	100
Ethyl Benzene	112
m,p-Xylene	116
o-Xylene	116
Styrene	125
Bromoform	113
Cumene	121
1,1,2,2-Tetrachloroethane	116
Propylbenzene	115
4-Ethyltoluene	119
1,3,5-Trimethylbenzene	121
1,2,4-Trimethylbenzene	117
1,3-Dichlorobenzene	109
1,4-Dichlorobenzene	108
alpha-Chlorotoluene	117
1,2-Dichlorobenzene	111
1,2,4-Trichlorobenzene	104
Hexachlorobutadiene	108
Butane	102
Isopentane	104

Container Type: NA - Not Applicable

Surrogates	%Recovery	Method Limits
Toluene-d8	105	70-130
1,2-Dichloroethane-d4	107	70-130
4-Bromofluorobenzene	102	70-130

eurofins | Air Toxics

Client Sample ID: CCV
Lab ID#: 1302248A-16B

EPA METHOD TO-15 GC/MS FULL SCAN

File Name:	**p022002**	**Date of Collection: NA**	
Dil. Factor:	**1.00**	**Date of Analysis: 2/20/13 09:01 AM**	

Compound	%Recovery
Freon 12	96
Freon 114	100
Chloromethane	95
Vinyl Chloride	104
1,3-Butadiene	102
Bromomethane	97
Chloroethane	103
Freon 11	96
Ethanol	106
Freon 113	101
1,1-Dichloroethene	104
Acetone	105
2-Propanol	102
Carbon Disulfide	101
3-Chloropropene	103
Methylene Chloride	101
Methyl tert-butyl ether	109
trans-1,2-Dichloroethene	106
Hexane	109
1,1-Dichloroethane	100
2-Butanone (Methyl Ethyl Ketone)	104
cis-1,2-Dichloroethene	111
Tetrahydrofuran	110
Chloroform	98
1,1,1-Trichloroethane	100
Cyclohexane	117
Carbon Tetrachloride	98
2,2,4-Trimethylpentane	114
Benzene	108
1,2-Dichloroethane	98
Heptane	118
Trichloroethene	88
1,2-Dichloropropane	107
1,4-Dioxane	116
Bromodichloromethane	100
cis-1,3-Dichloropropene	108
4-Methyl-2-pentanone	118
Toluene	105
trans-1,3-Dichloropropene	109
1,1,2-Trichloroethane	107
Tetrachloroethene	104
2-Hexanone	112

eurofins | Air Toxics

Client Sample ID: CCV

Lab ID#: 1302248A-16B

EPA METHOD TO-15 GC/MS FULL SCAN

File Name:	**p022002**	**Date of Collection: NA**	
Dil. Factor:	**1.00**	**Date of Analysis: 2/20/13 09:01 AM**	

Compound	%Recovery
Dibromochloromethane	108
1,2-Dibromoethane (EDB)	106
Chlorobenzene	100
Ethyl Benzene	112
m,p-Xylene	116
o-Xylene	117
Styrene	123
Bromoform	107
Cumene	118
1,1,2,2-Tetrachloroethane	117
Propylbenzene	112
4-Ethyltoluene	118
1,3,5-Trimethylbenzene	120
1,2,4-Trimethylbenzene	118
1,3-Dichlorobenzene	107
1,4-Dichlorobenzene	107
alpha-Chlorotoluene	113
1,2-Dichlorobenzene	108
1,2,4-Trichlorobenzene	104
Hexachlorobutadiene	102
Butane	101
Isopentane	105

Container Type: NA - Not Applicable

Surrogates	%Recovery	Method Limits
Toluene-d8	104	70-130
1,2-Dichloroethane-d4	94	70-130
4-Bromofluorobenzene	102	70-130

eurofins | Air Toxics

Client Sample ID: LCS
Lab ID#: 1302248A-17A
EPA METHOD TO-15 GC/MS FULL SCAN

File Name:	**p021903**	**Date of Collection: NA**	
Dil. Factor:	**1.00**	**Date of Analysis: 2/19/13 09:16 AM**	

Compound	%Recovery
Freon 12	105
Freon 114	102
Chloromethane	112
Vinyl Chloride	109
1,3-Butadiene	106
Bromomethane	99
Chloroethane	103
Freon 11	104
Ethanol	81
Freon 113	102
1,1-Dichloroethene	107
Acetone	106
2-Propanol	103
Carbon Disulfide	123
3-Chloropropene	110
Methylene Chloride	104
Methyl tert-butyl ether	99
trans-1,2-Dichloroethene	119
Hexane	106
1,1-Dichloroethane	102
2-Butanone (Methyl Ethyl Ketone)	100
cis-1,2-Dichloroethene	105
Tetrahydrofuran	105
Chloroform	104
1,1,1-Trichloroethane	107
Cyclohexane	115
Carbon Tetrachloride	104
2,2,4-Trimethylpentane	109
Benzene	107
1,2-Dichloroethane	109
Heptane	116
Trichloroethene	89
1,2-Dichloropropane	106
1,4-Dioxane	112
Bromodichloromethane	105
cis-1,3-Dichloropropene	106
4-Methyl-2-pentanone	120
Toluene	103
trans-1,3-Dichloropropene	110
1,1,2-Trichloroethane	106
Tetrachloroethene	102
2-Hexanone	108

eurofins | Air Toxics

Client Sample ID: LCS

Lab ID#: 1302248A-17A

EPA METHOD TO-15 GC/MS FULL SCAN

File Name:	**p021903**	**Date of Collection: NA**	
Dil. Factor:	**1.00**	**Date of Analysis: 2/19/13 09:16 AM**	

Compound	%Recovery
Dibromochloromethane	109
1,2-Dibromoethane (EDB)	107
Chlorobenzene	100
Ethyl Benzene	110
m,p-Xylene	115
o-Xylene	115
Styrene	120
Bromoform	104
Cumene	119
1,1,2,2-Tetrachloroethane	117
Propylbenzene	113
4-Ethyltoluene	109
1,3,5-Trimethylbenzene	118
1,2,4-Trimethylbenzene	115
1,3-Dichlorobenzene	108
1,4-Dichlorobenzene	107
alpha-Chlorotoluene	111
1,2-Dichlorobenzene	111
1,2,4-Trichlorobenzene	115
Hexachlorobutadiene	111
Butane	98
Isopentane	107

Container Type: NA - Not Applicable

Surrogates	%Recovery	Method Limits
Toluene-d8	104	70-130
1,2-Dichloroethane-d4	103	70-130
4-Bromofluorobenzene	99	70-130

eurofins | Air Toxics

Client Sample ID: LCSD

Lab ID#: 1302248A-17AA

EPA METHOD TO-15 GC/MS FULL SCAN

File Name:	**p021904**	**Date of Collection: NA**	
Dil. Factor:	**1.00**	**Date of Analysis: 2/19/13 09:37 AM**	

Compound	%Recovery
Freon 12	105
Freon 114	104
Chloromethane	105
Vinyl Chloride	108
1,3-Butadiene	106
Bromomethane	102
Chloroethane	105
Freon 11	103
Ethanol	79
Freon 113	106
1,1-Dichloroethene	109
Acetone	110
2-Propanol	105
Carbon Disulfide	126
3-Chloropropene	123
Methylene Chloride	104
Methyl tert-butyl ether	104
trans-1,2-Dichloroethene	123
Hexane	109
1,1-Dichloroethane	104
2-Butanone (Methyl Ethyl Ketone)	104
cis-1,2-Dichloroethene	108
Tetrahydrofuran	110
Chloroform	104
1,1,1-Trichloroethane	109
Cyclohexane	119
Carbon Tetrachloride	105
2,2,4-Trimethylpentane	112
Benzene	108
1,2-Dichloroethane	105
Heptane	114
Trichloroethene	89
1,2-Dichloropropane	105
1,4-Dioxane	112
Bromodichloromethane	103
cis-1,3-Dichloropropene	107
4-Methyl-2-pentanone	120
Toluene	104
trans-1,3-Dichloropropene	110
1,1,2-Trichloroethane	105
Tetrachloroethene	102
2-Hexanone	108

eurofins | Air Toxics

Client Sample ID: LCSD

Lab ID#: 1302248A-17AA

EPA METHOD TO-15 GC/MS FULL SCAN

File Name:	**p021904**	**Date of Collection: NA**	
Dil. Factor:	**1.00**	**Date of Analysis: 2/19/13 09:37 AM**	

Compound	%Recovery
Dibromochloromethane	108
1,2-Dibromoethane (EDB)	107
Chlorobenzene	99
Ethyl Benzene	111
m,p-Xylene	116
o-Xylene	116
Styrene	119
Bromoform	106
Cumene	119
1,1,2,2-Tetrachloroethane	117
Propylbenzene	114
4-Ethyltoluene	112
1,3,5-Trimethylbenzene	119
1,2,4-Trimethylbenzene	114
1,3-Dichlorobenzene	109
1,4-Dichlorobenzene	106
alpha-Chlorotoluene	112
1,2-Dichlorobenzene	111
1,2,4-Trichlorobenzene	116
Hexachlorobutadiene	111
Butane	100
Isopentane	107

Container Type: NA - Not Applicable

Surrogates	%Recovery	Method Limits
Toluene-d8	104	70-130
1,2-Dichloroethane-d4	102	70-130
4-Bromofluorobenzene	100	70-130

eurofins | Air Toxics

Client Sample ID: LCS

Lab ID#: 1302248A-17B

EPA METHOD TO-15 GC/MS FULL SCAN

File Name:	**p022003**	**Date of Collection: NA**	
Dil. Factor:	**1.00**	**Date of Analysis: 2/20/13 09:33 AM**	

Compound	%Recovery
Freon 12	95
Freon 114	101
Chloromethane	98
Vinyl Chloride	104
1,3-Butadiene	100
Bromomethane	97
Chloroethane	102
Freon 11	93
Ethanol	77
Freon 113	99
1,1-Dichloroethene	106
Acetone	108
2-Propanol	100
Carbon Disulfide	120
3-Chloropropene	118
Methylene Chloride	97
Methyl tert-butyl ether	105
trans-1,2-Dichloroethene	117
Hexane	116
1,1-Dichloroethane	98
2-Butanone (Methyl Ethyl Ketone)	102
cis-1,2-Dichloroethene	106
Tetrahydrofuran	104
Chloroform	96
1,1,1-Trichloroethane	98
Cyclohexane	116
Carbon Tetrachloride	94
2,2,4-Trimethylpentane	109
Benzene	103
1,2-Dichloroethane	92
Heptane	112
Trichloroethene	84
1,2-Dichloropropane	102
1,4-Dioxane	111
Bromodichloromethane	95
cis-1,3-Dichloropropene	104
4-Methyl-2-pentanone	117
Toluene	101
trans-1,3-Dichloropropene	106
1,1,2-Trichloroethane	102
Tetrachloroethene	98
2-Hexanone	103

eurofins | Air Toxics

Client Sample ID: LCS

Lab ID#: 1302248A-17B

EPA METHOD TO-15 GC/MS FULL SCAN

File Name:	**p022003**	**Date of Collection: NA**	
Dil. Factor:	**1.00**	**Date of Analysis: 2/20/13 09:33 AM**	

Compound	%Recovery
Dibromochloromethane	100
1,2-Dibromoethane (EDB)	101
Chlorobenzene	97
Ethyl Benzene	105
m,p-Xylene	111
o-Xylene	113
Styrene	116
Bromoform	99
Cumene	112
1,1,2,2-Tetrachloroethane	112
Propylbenzene	107
4-Ethyltoluene	106
1,3,5-Trimethylbenzene	113
1,2,4-Trimethylbenzene	111
1,3-Dichlorobenzene	103
1,4-Dichlorobenzene	101
alpha-Chlorotoluene	107
1,2-Dichlorobenzene	104
1,2,4-Trichlorobenzene	107
Hexachlorobutadiene	101
Butane	92
Isopentane	102

Container Type: NA - Not Applicable

Surrogates	%Recovery	Method Limits
Toluene-d8	103	70-130
1,2-Dichloroethane-d4	93	70-130
4-Bromofluorobenzene	99	70-130

eurofins | Air Toxics

Client Sample ID: LCSD

Lab ID#: 1302248A-17BB

EPA METHOD TO-15 GC/MS FULL SCAN

File Name:	**p022004**	**Date of Collection: NA**	
Dil. Factor:	**1.00**	**Date of Analysis: 2/20/13 09:53 AM**	

Compound	%Recovery
Freon 12	92
Freon 114	97
Chloromethane	100
Vinyl Chloride	103
1,3-Butadiene	97
Bromomethane	95
Chloroethane	100
Freon 11	91
Ethanol	77
Freon 113	98
1,1-Dichloroethene	106
Acetone	103
2-Propanol	96
Carbon Disulfide	119
3-Chloropropene	118
Methylene Chloride	95
Methyl tert-butyl ether	105
trans-1,2-Dichloroethene	116
Hexane	105
1,1-Dichloroethane	96
2-Butanone (Methyl Ethyl Ketone)	102
cis-1,2-Dichloroethene	108
Tetrahydrofuran	104
Chloroform	96
1,1,1-Trichloroethane	97
Cyclohexane	114
Carbon Tetrachloride	93
2,2,4-Trimethylpentane	108
Benzene	104
1,2-Dichloroethane	91
Heptane	110
Trichloroethene	84
1,2-Dichloropropane	101
1,4-Dioxane	109
Bromodichloromethane	94
cis-1,3-Dichloropropene	103
4-Methyl-2-pentanone	114
Toluene	100
trans-1,3-Dichloropropene	104
1,1,2-Trichloroethane	102
Tetrachloroethene	98
2-Hexanone	104

eurofins | Air Toxics

Client Sample ID: LCSD

Lab ID#: 1302248A-17BB

EPA METHOD TO-15 GC/MS FULL SCAN

File Name:	**p022004**	**Date of Collection: NA**	
Dil. Factor:	**1.00**	**Date of Analysis: 2/20/13 09:53 AM**	

Compound	%Recovery
Dibromochloromethane	100
1,2-Dibromoethane (EDB)	102
Chlorobenzene	98
Ethyl Benzene	108
m,p-Xylene	112
o-Xylene	114
Styrene	116
Bromoform	99
Cumene	114
1,1,2,2-Tetrachloroethane	114
Propylbenzene	108
4-Ethyltoluene	107
1,3,5-Trimethylbenzene	113
1,2,4-Trimethylbenzene	111
1,3-Dichlorobenzene	105
1,4-Dichlorobenzene	104
alpha-Chlorotoluene	106
1,2-Dichlorobenzene	106
1,2,4-Trichlorobenzene	112
Hexachlorobutadiene	103
Butane	92
Isopentane	99

Container Type: NA - Not Applicable

Surrogates	%Recovery	Method Limits
Toluene-d8	101	70-130
1,2-Dichloroethane-d4	90	70-130
4-Bromofluorobenzene	102	70-130

Shell Oil Products Chain Of Custody Record

URS

Air Toxics LTD.
Project Name: Roxana Soil Vapor
Project # 21562850.04001
Lab Vendor #

Please Check Appropriate Box:
☑ ENV. SERVICES ☐ MOTIVA RETAIL ☐ SHELL RETAIL
☐ MOTIVA SC&CH ☐ CONSULTANT ☐ LUBES
☐ SHELL PIPELINE ☐ OTHER

Print Bill To Contact Name: Robert Mooshegian
PO #:
INCIDENT # (ENV SERVICES): 9 7 2 1 6 6 4 0
SAP #: 3 4 0 0 6 1
☐ CHECK IF NO INCIDENT # APPLIES
DATE: 02/13/13
PAGE: 1 of 2

SAMPLING COMPANY: URS CORPORATION
LOG CODE:
ADDRESS: 1001 HIGHLANDS PLAZA DRIVE WEST - SUITE 300; ST. LOUIS, MO 63110
Laboratory Address: Air Toxics, LTD 180 Blue Ravine Road Suite B, Folsom, CA 95630-4719
TELEPHONE: 314-429-0100
FAX: 314-429-0462
Bill To Contact E-MAIL: Robert.Mooshegian@urs.com

SITE ADDRESS: Street and City: 900 SOUTH CENTRAL AVE -- ROXANA
State: IL
GLOBAL ID NO.:
EDF DELIVERABLE TO (Name, Company, Office Location): Elizabeth Kunkel, URS, St. Louis
PHONE NO: 314-743-4179
E-MAIL: Elizabeth.Kunkel@URSCorp.com
CONSULTANT PROJECT NAME/#: Roxana Soil Vapor

TURNAROUND TIME (CALENDAR DAYS):
☑ STANDARD (14 DAY) ☐ 5 DAYS ☐ 3 DAYS ☐ 2 DAYS ☐ 24 HOURS ☐ RESULTS NEEDED ON WEEKEND

REQUESTED ANALYSIS

☐ LA - RWQCB REPORT FORMAT ☑ UST AGENCY:
DELIVERABLES: ☐ LEVEL 1 ☐ LEVEL 2 ☐ LEVEL 3 ☑ LEVEL 4 ☐ OTHER (SPECIFY)

☑ SHELL CONTRACT RATE APPLIES
☐ STATE REIMBURSEMENT RATE APPLIES
☐ EDD NOT NEEDED
☑ RECEIPT VERIFICATION REQUESTED

Turn Around Time: ☑ Normal ☐ Rush ☐ Specify

Lab Use Only
Pressurized by:
Date:
Pressurization Gas: N_2 He

LAB USE ONLY	Field Sample Identification	SAMPLING DATE	SAMPLING TIME	Canister Number	Canister Pressure/Vacuum Initial	Final	Receipt	Final (psi)	Modified TO-15 + Butane & Isopentane	ASTM D-1946 + Helium	ASTM D-1946					
	VMP-3-10-020613	02/06/13	1527-1557	37338	-29.5	-10			X	X						
	VMP-3-22-020613	02/06/13	1437-1507	34633	-30	-9.5			X	X						
	VMP-4-5-020713	02/07/13	0909-0938	34576	-27.5	-6.5			X	X						
	VMP-4-12-020713	02/07/13	1000-1030	37372	-28	-8			X	X						
	VMP-4-12-020713-DUP	02/07/13	1000-1030	36533	-30	-9			X	X						
	VMP-6-5-021213	02/12/13	1308-1338	9388	-30	-7			X	X						
	VMP-20-5-020713	02/07/13	1505-1535	33644	-30	-8			X	X						
	VMP-21-5-020613	02/06/13	1421-1450	31763	-30	-8.5			X	X						
	VMP-31-5-021113	02/11/13	1001-1031	38443	-30	-8			X	X						
	VMP-54-20-020513	02/06/13	1430-1501	11430	-30	-10			X	X						

ADDITIONAL NOTES:
- 14 day hold time
- Report results between MDL and RL
- Level IV ECVP

Relinquished by (Signature)	Received by: (Signature)	Date	Time
Cynthia Krejs	FEDEX	02/13/13	1730
Relinquished by (Signature)	Received by: (Signature)	Date	Time
		2/14/13	0945
Relinquished by (Signature)	Received by: (Signature)	Date	Time

05/2008 Revision

Custody Seal Intact? Y N None Temp N/A

1372248

Shell Oil Products Chain Of Custody Record

URS

Air Toxics LTD.
Project Name: Roxana Soil Vapor
Project # 21562850.04001
Lab Vendor #

Please Check Appropriate Box:
☑ ENV. SERVICES ☐ MOTIVA RETAIL ☐ SHELL RETAIL
☐ MOTIVA SD&CM ☐ CONSULTANT ☐ LUBES
☐ SHELL PIPELINE ☐ OTHER _____

Print Bill To Contact Name: Robert Mooshegian
PO #

INCIDENT # (ENV SERVICES) 9 7 2 1 6 6 4 0
SAP # 3 4 0 0 6 1

☐ CHECK IF NO INCIDENT # APPLIES
DATE: 02/13/13
PAGE: 2 of 2

SAMPLING COMPANY: URS CORPORATION
LOC CODE:
ADDRESS: 1001 HIGHLANDS PLAZA DRIVE WEST - SUITE 300; ST. LOUIS, MO 63110
Laboratory Address: Air Toxics, LTD 180 Blue Ravine Road, Suite B, Folsom, CA 95630-4719
TELEPHONE: 314-429-0100
FAX: 314-429-0462
Bill To Contact E-MAIL: Robert.Mooshegian@urs.com

SITE ADDRESS: Street and City: 900 SOUTH CENTRAL AVE – ROXANA
State: IL
GLOBAL ID NO.:
EDF DELIVERABLE TO (Name, Company, Office Location): Elizabeth Kunkel, URS, St. Louis
PHONE NO.: 314-743-4179
E-MAIL: Elizabeth_Kunkel@URSCorp.com
CONSULTANT PROJECT NAME: Roxana Soil Vapor

TURNAROUND TIME (CALENDAR DAYS)
☑ STANDARD (14 DAY) ☐ 5 DAYS ☐ 3 DAYS ☐ 2 DAYS ☐ 24 HOURS ☐ RESULTS NEEDED ON WEEKEND

☐ LA - RWQCB REPORT FORMAT ☑ UST AGENCY:

DELIVERABLES: ☐ LEVEL 1 ☐ LEVEL 2 ☐ LEVEL 3 ☑ LEVEL 4 ☐ OTHER (SPECIFY) _____

☑ SHELL CONTRACT RATE APPLIES
☐ STATE REIMBURSEMENT RATE APPLIES
☐ EDD NOT NEEDED
☑ RECEIPT VERIFICATION REQUESTED

REQUESTED ANALYSIS

Turn Around Time: ☑ Normal ☐ Rush
Specify

Lab Use Only
Pressurized by:
Date:
Pressurization Gas: N_2 He

LAB USE ONLY	Field Sample Identification	SAMPLING DATE	SAMPLING TIME	Canister Number	Canister Pressure/Vacuum Initial	Final	Receipt	Final (psi)	Modified TO-15 + Butane & Isopentane	ASTM D-1946 + Helium	ASTM D-1946
11A	VMP-54-20-020613-DUP	02/06/13	1430-1501	2070	-30	-10			X	X	
12A	VMP-54-30-020613	02/06/13	1525-1555	34097	-30	-11.5			X	X	
13A	VMP-54-30-020613-DUP	02/06/13	1525-1555	37771	-30	-12			X	X	
14A	VMP-7-13.5-021313	02/13/13	1022-1052	36393	-30	-9.5			X	X	
									X	X	
									X	X	
									X	X	
									X	X	
									X	X	
									X	X	

ADDITIONAL NOTES:
- 14 day hold time
- Report results between MDL and RL
- Level IV ECVP

Relinquished by: (Signature)	Received by: (Signature)	Date:	Time:
[signature]	FEDEX	02/13/13	1730
	[signature] AR 2/14/13	0945	

05/2/08 Revision

Custody Seal Intact?
Y N None Temp
[signature]
fedex

1302248

eurofins | Air Toxics

2/28/2013
Ms. Elizabeth Kunkel
URS Corporation
1001 Highlands Plaza Dr. West
Suite 300
St. Louis MO 63110

Project Name: Roxana Soil Vapor
Project #: 21562850.04001
Workorder #: 1302248B

Dear Ms. Elizabeth Kunkel

The following report includes the data for the above referenced project for sample(s) received on 2/14/2013 at Air Toxics Ltd.

The data and associated QC analyzed by Modified ASTM D-1946 are compliant with the project requirements or laboratory criteria with the exception of the deviations noted in the attached case narrative.

Thank you for choosing Air Toxics Ltd. for your air analysis needs. Air Toxics Ltd. is committed to providing accurate data of the highest quality. Please feel free to contact the Project Manager: Kelly Buettner at 916-985-1000 if you have any questions regarding the data in this report.

Regards,

Kelly Buettner

Project Manager

REVIEWED
ON
3/26/13

eurofins | Air Toxics

WORK ORDER #: 1302248B

Work Order Summary

CLIENT:	Ms. Elizabeth Kunkel URS Corporation 1001 Highlands Plaza Dr. West Suite 300 St. Louis, MO 63110	**BILL TO:**	Accounts Payable Austin URS Corporation P.O. BOX 203970 Austin, TX 78720-1088
PHONE:	314-743-4179	**P.O. #**	21562735.00013
FAX:		**PROJECT #**	21562850.04001 Roxana Soil Vapor
DATE RECEIVED:	02/14/2013	**CONTACT:**	Kelly Buettner
DATE COMPLETED:	02/28/2013		

FRACTION #	NAME	TEST	RECEIPT VAC./PRES.	FINAL PRESSURE
01A	VMP-3-10-020613	Modified ASTM D-1946	8.5 "Hg	15 psi
02A	VMP-3-22-020613	Modified ASTM D-1946	9.0 "Hg	15 psi
03A	VMP-4-5-020713	Modified ASTM D-1946	5.5 "Hg	15 psi
04A	VMP-4-12-020713	Modified ASTM D-1946	7.5 "Hg	15 psi
05A	VMP-4-12-020713-DUP	Modified ASTM D-1946	8.0 "Hg	15 psi
06A	VMP-6-5-021213	Modified ASTM D-1946	5.5 "Hg	15 psi
07A	VMP-20-5-020713	Modified ASTM D-1946	5.5 "Hg	15 psi
08A	VMP-21-5-020613	Modified ASTM D-1946	8.5 "Hg	15 psi
09A	VMP-31-5-021113	Modified ASTM D-1946	6.5 "Hg	15 psi
10A	VMP-54-20-020613	Modified ASTM D-1946	8.0 "Hg	15 psi
11A	VMP-54-20-020613-DUP	Modified ASTM D-1946	8.0 "Hg	15 psi
12A	VMP-54-30-020613	Modified ASTM D-1946	9.5 "Hg	15 psi
13A	VMP-54-30-020613-DUP	Modified ASTM D-1946	9.5 "Hg	15 psi
14A	VMP-7-13.5-021313	Modified ASTM D-1946	8.0 "Hg	15 psi
15A	Lab Blank	Modified ASTM D-1946	NA	NA
15B	Lab Blank	Modified ASTM D-1946	NA	NA
16A	LCS	Modified ASTM D-1946	NA	NA
16AA	LCSD	Modified ASTM D-1946	NA	NA

CERTIFIED BY: Heidi Hayes DATE: 02/28/13

Technical Director

Certification numbers: AZ Licensure AZ0775, CA NELAP - 12282CA, NY NELAP - 11291, TX NELAP - T104704434-12-4, UT NELAP CA009332012-3, WA NELAP - C935
Name of Accrediting Agency: NELAP/ORELAP (Oregon Environmental Laboratory Accreditation Program)
Accreditation number: CA300005, Effective date: 10/18/2012, Expiration date: 10/17/2013.
Eurofins Air Toxics Ltd. certifies that the test results contained in this report meet all requirements of the NELAC standards

This report shall not be reproduced, except in full, without the written approval of Eurofins Air Toxics, Inc.

180 BLUE RAVINE ROAD, SUITE B FOLSOM, CA - 9563
(916) 985-1000 . (800) 985-5955 . FAX (916) 985-1020

LABORATORY NARRATIVE
Modified ASTM D-1946
URS Corporation
Workorder# 1302248B

Fourteen 1 Liter Summa Canister samples were received on February 14, 2013. The laboratory performed analysis via Modified ASTM Method D-1946 for Methane and fixed gases in air using GC/FID or GC/TCD. The method involves direct injection of 1.0 mL of sample.

On the analytical column employed for this analysis, Oxygen coelutes with Argon. The corresponding peak is quantitated as Oxygen.

Since Nitrogen is used to pressurize samples, the reported Nitrogen values are calculated by adding all the sample components and subtracting from 100%.

Method modifications taken to run these samples are summarized in the table below. Specific project requirements may over-ride the ATL modifications.

Requirement	*ASTM D-1946*	*ATL Modifications*
Calibration	A single point calibration is performed using a reference standard closely matching the composition of the unknown.	A 3-point calibration curve is performed. Quantitation is based on a daily calibration standard which may or may not resemble the composition of the associated samples.
Reference Standard	The composition of any reference standard must be known to within 0.01 mol % for any component.	The standards used by ATL are blended to a >/= 95% accuracy.
Sample Injection Volume	Components whose concentrations are in excess of 5 % should not be analyzed by using sample volumes greater than 0.5 mL.	The sample container is connected directly to a fixed volume sample loop of 1.0 mL on the GC. Linear range is defined by the calibration curve. Bags are loaded by vacuum.
Normalization	Normalize the mole percent values by multiplying each value by 100 and dividing by the sum of the original values. The sum of the original values should not differ from 100% by more than 1.0%.	Results are not normalized. The sum of the reported values can differ from 100% by as much as 15%, either due to analytical variability or an unusual sample matrix.
Precision	Precision requirements established at each concentration level.	Duplicates should agree within 25% RPD for detections > 5 X's the RL.

Receiving Notes

There were no receiving discrepancies.

Analytical Notes

As per project specific client request the laboratory has reported estimated values for target compound hits that are below the Reporting Limit but greater than the Method Detection Limit. Concentrations that are below the level at which the canister was certified may be false positives.

The reporting limit for Carbon Monoxide was raised from 0.010% to 0.050%.

Definition of Data Qualifying Flags

Seven qualifiers may have been used on the data analysis sheets and indicate as follows:
B - Compound present in laboratory blank greater than reporting limit.
J - Estimated value.
E - Exceeds instrument calibration range.
S - Saturated peak.
Q - Exceeds quality control limits.
U - Compound analyzed for but not detected above the detection limit.
M - Reported value may be biased due to apparent matrix interferences.
File extensions may have been used on the data analysis sheets and indicates as follows:
a-File was requantified
b-File was quantified by a second column and detector
r1-File was requantified for the purpose of reissue

eurofins | Air Toxics

Summary of Detected Compounds
NATURAL GAS ANALYSIS BY MODIFIED ASTM D-1946

Client Sample ID: VMP-3-10-020613

Lab ID#: 1302248B-01A

Compound	Rpt. Limit (%)	Amount (%)
Oxygen	0.28	21
Nitrogen	0.28	79
Methane	0.00028	0.000039 J
Carbon Dioxide	0.028	0.34

Client Sample ID: VMP-3-22-020613

Lab ID#: 1302248B-02A

Compound	Rpt. Limit (%)	Amount (%)
Oxygen	0.29	18
Nitrogen	0.29	79
Methane	0.00029	0.00028 J
Carbon Dioxide	0.029	2.6

Client Sample ID: VMP-4-5-020713

Lab ID#: 1302248B-03A

Compound	Rpt. Limit (%)	Amount (%)
Oxygen	0.33	21
Nitrogen	0.33	79
Methane	0.00033	0.00016 J
Carbon Dioxide	0.033	0.24

Client Sample ID: VMP-4-12-020713

Lab ID#: 1302248B-04A

Compound	Rpt. Limit (%)	Amount (%)
Oxygen	0.27	20
Nitrogen	0.27	79
Methane	0.00027	0.00036
Carbon Dioxide	0.027	0.61
Helium	0.13	0.055 J

eurofins | Air Toxics

Summary of Detected Compounds
NATURAL GAS ANALYSIS BY MODIFIED ASTM D-1946

Client Sample ID: VMP-4-12-020713-DUP

Lab ID#: 1302248B-05A

Compound	Rpt. Limit (%)	Amount (%)
Oxygen	0.28	20
Nitrogen	0.28	79
Methane	0.00028	0.00034
Carbon Dioxide	0.028	0.61
Helium	0.14	0.038 J

Client Sample ID: VMP-6-5-021213

Lab ID#: 1302248B-06A

Compound	Rpt. Limit (%)	Amount (%)
Oxygen	0.25	21
Nitrogen	0.25	79
Methane	0.00025	0.00012 J
Carbon Dioxide	0.025	0.086

Client Sample ID: VMP-20-5-020713

Lab ID#: 1302248B-07A

Compound	Rpt. Limit (%)	Amount (%)
Oxygen	0.25	18
Nitrogen	0.25	78
Methane	0.00025	0.000078 J
Carbon Dioxide	0.025	3.8

Client Sample ID: VMP-21-5-020613

Lab ID#: 1302248B-08A

Compound	Rpt. Limit (%)	Amount (%)
Oxygen	0.28	20
Nitrogen	0.28	79
Methane	0.00028	0.000023 J
Carbon Dioxide	0.028	0.92

eurofins | Air Toxics

Summary of Detected Compounds
NATURAL GAS ANALYSIS BY MODIFIED ASTM D-1946

Client Sample ID: VMP-21-5-020613

Lab ID#: 1302248B-08A

Helium	0.14	0.035 J

Client Sample ID: VMP-31-5-021113

Lab ID#: 1302248B-09A

Compound	Rpt. Limit (%)	Amount (%)
Oxygen	0.26	20
Nitrogen	0.26	80
Methane	0.00026	0.00012 J
Carbon Dioxide	0.026	0.16
Helium	0.13	0.29

Client Sample ID: VMP-54-20-020613

Lab ID#: 1302248B-10A

Compound	Rpt. Limit (%)	Amount (%)
Oxygen	0.28	15
Nitrogen	0.28	80
Carbon Dioxide	0.028	4.7
Helium	0.14	0.039 J

Client Sample ID: VMP-54-20-020613-DUP

Lab ID#: 1302248B-11A

Compound	Rpt. Limit (%)	Amount (%)
Oxygen	0.28	15
Nitrogen	0.28	80
Methane	0.00028	0.000022 J
Carbon Dioxide	0.028	4.6
Helium	0.14	0.035 J

Client Sample ID: VMP-54-30-020613

Lab ID#: 1302248B-12A

eurofins | Air Toxics

Summary of Detected Compounds
NATURAL GAS ANALYSIS BY MODIFIED ASTM D-1946

Client Sample ID: VMP-54-30-020613

Lab ID#: 1302248B-12A

Compound	Rpt. Limit (%)	Amount (%)
Oxygen	0.30	14
Nitrogen	0.30	81
Methane	0.00030	0.000042 J
Carbon Dioxide	0.030	5.3
Helium	0.15	0.032 J

Client Sample ID: VMP-54-30-020613-DUP

Lab ID#: 1302248B-13A

Compound	Rpt. Limit (%)	Amount (%)
Oxygen	0.30	14
Nitrogen	0.30	81
Methane	0.00030	0.000051 J
Carbon Dioxide	0.030	5.4
Helium	0.15	0.028 J

Client Sample ID: VMP-7-13.5-021313

Lab ID#: 1302248B-14A

Compound	Rpt. Limit (%)	Amount (%)
Oxygen	0.28	20
Nitrogen	0.28	80
Methane	0.00028	0.000024 J
Carbon Dioxide	0.028	0.23
Helium	0.14	0.022 J

eurofins | Air Toxics

Client Sample ID: VMP-3-10-020613

Lab ID#: 1302248B-01A

NATURAL GAS ANALYSIS BY MODIFIED ASTM D-1946

File Name:	**9022005**	**Date of Collection:**	**2/6/13 3:57:00 PM**
Dil. Factor:	**2.82**	**Date of Analysis:**	**2/20/13 10:24 AM**

Compound	Rpt. Limit (%)	Amount (%)
Oxygen	0.28	21
Nitrogen	0.28	79
Carbon Monoxide	0.14	Not Detected
Methane	0.00028	0.000039 J
Carbon Dioxide	0.028	0.34
Ethane	0.0028	Not Detected
Ethene	0.0028	Not Detected
Helium	0.14	Not Detected

J = Estimated value.

Container Type: 1 Liter Summa Canister

eurofins | Air Toxics

Client Sample ID: VMP-3-22-020613

Lab ID#: 1302248B-02A

NATURAL GAS ANALYSIS BY MODIFIED ASTM D-1946

File Name:	**9022006**	**Date of Collection:**	**2/6/13 3:07:00 PM**
Dil. Factor:	**2.89**	**Date of Analysis:**	**2/20/13 10:52 AM**

Compound	Rpt. Limit (%)	Amount (%)
Oxygen	0.29	18
Nitrogen	0.29	79
Carbon Monoxide	0.14	Not Detected
Methane	0.00029	0.00028 J
Carbon Dioxide	0.029	2.6
Ethane	0.0029	Not Detected
Ethene	0.0029	Not Detected
Helium	0.14	Not Detected

J = Estimated value.

Container Type: 1 Liter Summa Canister

eurofins | Air Toxics

Client Sample ID: VMP-4-5-020713

Lab ID#: 1302248B-03A

NATURAL GAS ANALYSIS BY MODIFIED ASTM D-1946

File Name:	**9022009**	**Date of Collection:**	**2/7/13 9:38:00 AM**
Dil. Factor:	**3.26**	**Date of Analysis:**	**2/20/13 12:04 PM**

Compound	Rpt. Limit (%)	Amount (%)
Oxygen	0.33	21
Nitrogen	0.33	79
Carbon Monoxide	0.16	Not Detected
Methane	0.00033	0.00016 J
Carbon Dioxide	0.033	0.24
Ethane	0.0033	Not Detected
Ethene	0.0033	Not Detected
Helium	0.16	Not Detected

J = Estimated value.

Container Type: 1 Liter Summa Canister

eurofins | Air Toxics

Client Sample ID: VMP-4-12-020713

Lab ID#: 1302248B-04A

NATURAL GAS ANALYSIS BY MODIFIED ASTM D-1946

File Name:	**9022007**	**Date of Collection:**	**2/7/13 10:30:00 AM**
Dil. Factor:	**2.69**	**Date of Analysis:**	**2/20/13 11:16 AM**

Compound	Rpt. Limit (%)	Amount (%)
Oxygen	0.27	20
Nitrogen	0.27	79
Carbon Monoxide	0.13	Not Detected
Methane	0.00027	0.00036
Carbon Dioxide	0.027	0.61
Ethane	0.0027	Not Detected
Ethene	0.0027	Not Detected
Helium	0.13	0.055 J

J = Estimated value.

Container Type: 1 Liter Summa Canister

eurofins | Air Toxics

Client Sample ID: VMP-4-12-020713-DUP

Lab ID#: 1302248B-05A

NATURAL GAS ANALYSIS BY MODIFIED ASTM D-1946

File Name:	**9022008**	**Date of Collection:**	**2/7/13 10:30:00 AM**
Dil. Factor:	**2.76**	**Date of Analysis:**	**2/20/13 11:43 AM**

Compound	Rpt. Limit (%)	Amount (%)
Oxygen	0.28	20
Nitrogen	0.28	79
Carbon Monoxide	0.14	Not Detected
Methane	0.00028	0.00034
Carbon Dioxide	0.028	0.61
Ethane	0.0028	Not Detected
Ethene	0.0028	Not Detected
Helium	0.14	0.038 J

J = Estimated value.

Container Type: 1 Liter Summa Canister

eurofins | Air Toxics

Client Sample ID: VMP-6-5-021213

Lab ID#: 1302248B-06A

NATURAL GAS ANALYSIS BY MODIFIED ASTM D-1946

File Name:	**9022010**	**Date of Collection:**	**2/12/13 1:38:00 PM**
Dil. Factor:	**2.47**	**Date of Analysis:**	**2/20/13 12:32 PM**

Compound	Rpt. Limit (%)	Amount (%)
Oxygen	0.25	21
Nitrogen	0.25	79
Carbon Monoxide	0.12	Not Detected
Methane	0.00025	0.00012 J
Carbon Dioxide	0.025	0.086
Ethane	0.0025	Not Detected
Ethene	0.0025	Not Detected
Helium	0.12	Not Detected

J = Estimated value.

Container Type: 1 Liter Summa Canister

eurofins | Air Toxics

Client Sample ID: VMP-20-5-020713

Lab ID#: 1302248B-07A

NATURAL GAS ANALYSIS BY MODIFIED ASTM D-1946

File Name:	**9022011**	**Date of Collection:**	**2/7/13 3:35:00 PM**
Dil. Factor:	**2.47**	**Date of Analysis:**	**2/20/13 01:23 PM**

Compound	Rpt. Limit (%)	Amount (%)
Oxygen	0.25	18
Nitrogen	0.25	78
Carbon Monoxide	0.12	Not Detected
Methane	0.00025	0.000078 J
Carbon Dioxide	0.025	3.8
Ethane	0.0025	Not Detected
Ethene	0.0025	Not Detected
Helium	0.12	Not Detected

J = Estimated value.

Container Type: 1 Liter Summa Canister

eurofins | Air Toxics

Client Sample ID: VMP-21-5-020613

Lab ID#: 1302248B-08A

NATURAL GAS ANALYSIS BY MODIFIED ASTM D-1946

File Name:	**9022012**	**Date of Collection:**	**2/6/13 2:50:00 PM**
Dil. Factor:	**2.82**	**Date of Analysis:**	**2/20/13 01:48 PM**

Compound	Rpt. Limit (%)	Amount (%)
Oxygen	0.28	20
Nitrogen	0.28	79
Carbon Monoxide	0.14	Not Detected
Methane	0.00028	0.000023 J
Carbon Dioxide	0.028	0.92
Ethane	0.0028	Not Detected
Ethene	0.0028	Not Detected
Helium	0.14	0.035 J

J = Estimated value.

Container Type: 1 Liter Summa Canister

eurofins | Air Toxics

Client Sample ID: VMP-31-5-021113

Lab ID#: 1302248B-09A

NATURAL GAS ANALYSIS BY MODIFIED ASTM D-1946

File Name:	**9022013**	**Date of Collection:**	**2/11/13 10:31:00 AM**
Dil. Factor:	**2.58**	**Date of Analysis:**	**2/20/13 02:11 PM**

Compound	Rpt. Limit (%)	Amount (%)
Oxygen	0.26	20
Nitrogen	0.26	80
Carbon Monoxide	0.13	Not Detected
Methane	0.00026	0.00012 J
Carbon Dioxide	0.026	0.16
Ethane	0.0026	Not Detected
Ethene	0.0026	Not Detected
Helium	0.13	0.29

J = Estimated value.

Container Type: 1 Liter Summa Canister

eurofins | Air Toxics

Client Sample ID: VMP-54-20-020613

Lab ID#: 1302248B-10A

NATURAL GAS ANALYSIS BY MODIFIED ASTM D-1946

File Name:	**9022014**	**Date of Collection:**	**2/6/13 3:01:00 PM**
Dil. Factor:	**2.76**	**Date of Analysis:**	**2/20/13 02:35 PM**

Compound	Rpt. Limit (%)	Amount (%)
Oxygen	0.28	15
Nitrogen	0.28	80
Carbon Monoxide	0.14	Not Detected
Methane	0.00028	Not Detected
Carbon Dioxide	0.028	4.7
Ethane	0.0028	Not Detected
Ethene	0.0028	Not Detected
Helium	0.14	0.039 J

J = Estimated value.

Container Type: 1 Liter Summa Canister

eurofins | Air Toxics

Client Sample ID: VMP-54-20-020613-DUP

Lab ID#: 1302248B-11A

NATURAL GAS ANALYSIS BY MODIFIED ASTM D-1946

File Name:	**9022015**	**Date of Collection:**	**2/6/13 3:01:00 PM**
Dil. Factor:	**2.76**	**Date of Analysis:**	**2/20/13 03:10 PM**

Compound	Rpt. Limit (%)	Amount (%)
Oxygen	0.28	15
Nitrogen	0.28	80
Carbon Monoxide	0.14	Not Detected
Methane	0.00028	0.000022 J
Carbon Dioxide	0.028	4.6
Ethane	0.0028	Not Detected
Ethene	0.0028	Not Detected
Helium	0.14	0.035 J

J = Estimated value.

Container Type: 1 Liter Summa Canister

eurofins | Air Toxics

Client Sample ID: VMP-54-30-020613

Lab ID#: 1302248B-12A

NATURAL GAS ANALYSIS BY MODIFIED ASTM D-1946

File Name:	**9022016**	**Date of Collection:**	**2/6/13 3:55:00 PM**
Dil. Factor:	**2.96**	**Date of Analysis:**	**2/20/13 04:05 PM**

Compound	Rpt. Limit (%)	Amount (%)
Oxygen	0.30	14
Nitrogen	0.30	81
Carbon Monoxide	0.15	Not Detected
Methane	0.00030	0.000042 J
Carbon Dioxide	0.030	5.3
Ethane	0.0030	Not Detected
Ethene	0.0030	Not Detected
Helium	0.15	0.032 J

J = Estimated value.

Container Type: 1 Liter Summa Canister

eurofins | Air Toxics

Client Sample ID: VMP-54-30-020613-DUP

Lab ID#: 1302248B-13A

NATURAL GAS ANALYSIS BY MODIFIED ASTM D-1946

File Name:	**9022017**	**Date of Collection:**	**2/6/13 3:55:00 PM**
Dil. Factor:	**2.96**	**Date of Analysis:**	**2/20/13 05:18 PM**

Compound	Rpt. Limit (%)	Amount (%)
Oxygen	0.30	14
Nitrogen	0.30	81
Carbon Monoxide	0.15	Not Detected
Methane	0.00030	0.000051 J
Carbon Dioxide	0.030	5.4
Ethane	0.0030	Not Detected
Ethene	0.0030	Not Detected
Helium	0.15	0.028 J

J = Estimated value.

Container Type: 1 Liter Summa Canister

eurofins | Air Toxics

Client Sample ID: VMP-7-13.5-021313

Lab ID#: 1302248B-14A

NATURAL GAS ANALYSIS BY MODIFIED ASTM D-1946

File Name:	**9022018**	**Date of Collection:**	**2/13/13 10:52:00 AM**
Dil. Factor:	**2.76**	**Date of Analysis:**	**2/20/13 06:00 PM**

Compound	Rpt. Limit (%)	Amount (%)
Oxygen	0.28	20
Nitrogen	0.28	80
Carbon Monoxide	0.14	Not Detected
Methane	0.00028	0.000024 J
Carbon Dioxide	0.028	0.23
Ethane	0.0028	Not Detected
Ethene	0.0028	Not Detected
Helium	0.14	0.022 J

J = Estimated value.

Container Type: 1 Liter Summa Canister

eurofins | Air Toxics

Client Sample ID: Lab Blank

Lab ID#: 1302248B-15A

NATURAL GAS ANALYSIS BY MODIFIED ASTM D-1946

File Name:	**9022004a**	**Date of Collection: NA**	
Dil. Factor:	**1.00**	**Date of Analysis: 2/20/13 09:46 AM**	

Compound	**Rpt. Limit (%)**	**Amount (%)**
Oxygen	0.10	0.042 J
Nitrogen	0.10	0.099 J
Carbon Monoxide	0.050	Not Detected
Methane	0.00010	Not Detected
Carbon Dioxide	0.010	Not Detected
Ethane	0.0010	Not Detected
Ethene	0.0010	Not Detected

J = Estimated value.

Container Type: NA - Not Applicable

eurofins | Air Toxics

Client Sample ID: Lab Blank

Lab ID#: 1302248B-15B

NATURAL GAS ANALYSIS BY MODIFIED ASTM D-1946

File Name:	**9022003b**	**Date of Collection: NA**	
Dil. Factor:	**1.00**	**Date of Analysis: 2/20/13 09:24 AM**	

Compound	Rpt. Limit (%)	Amount (%)
Helium	0.050	Not Detected

Container Type: NA - Not Applicable

eurofins | Air Toxics

Client Sample ID: LCS

Lab ID#: 1302248B-16A

NATURAL GAS ANALYSIS BY MODIFIED ASTM D-1946

File Name:	**9022002**	**Date of Collection: NA**	
Dil. Factor:	**1.00**	**Date of Analysis: 2/20/13 08:58 AM**	

Compound	%Recovery
Oxygen	99
Nitrogen	101
Carbon Monoxide	99
Methane	99
Carbon Dioxide	100
Ethane	100
Ethene	98
Helium	101

Container Type: NA - Not Applicable

eurofins | Air Toxics

Client Sample ID: LCSD

Lab ID#: 1302248B-16AA

NATURAL GAS ANALYSIS BY MODIFIED ASTM D-1946

File Name:	**9022025**	**Date of Collection: NA**
Dil. Factor:	**1.00**	**Date of Analysis: 2/20/13 09:41 PM**

Compound	%Recovery
Oxygen	98
Nitrogen	100
Carbon Monoxide	97
Methane	100
Carbon Dioxide	99
Ethane	101
Ethene	98
Helium	101

Container Type: NA - Not Applicable

Shell Oil Products Chain Of Custody Record

URS

Air Toxics LTD.
Project Name: Roxana Soil Vapor
Project # 21562850.04001
Lab Vendor #

Please Check Appropriate Box:
☑ ENV. SERVICES ☐ MOTIVA RETAIL ☐ SHELL RETAIL
☐ MOTIVA SC&CM ☐ CONSULTANT ☐ LUBES
☐ SHELL PIPELINE ☐ OTHER

Print Bill To Contact Name: Robert Mooshegian
INCIDENT # (ENV SERVICES): 9 7 2 1 6 6 4 0
☐ CHECK IF NO INCIDENT # APPLIES
DATE: 02/13/13
PO #:
SAP #: 3 4 0 0 6 1
PAGE: 1 of 2

SAMPLING COMPANY: URS CORPORATION
LOG CODE:
SITE ADDRESS: Street and City: 900 SOUTH CENTRAL AVE – ROXANA
State: IL
GLOBAL ID NO:
ADDRESS: 1001 HIGHLANDS PLAZA DRIVE WEST - SUITE 300; ST. LOUIS, MO 63110
Laboratory Address: Air Toxics, LTD 180 Blue Ravine Road, Suite B, Folsom, CA 95630-4719
TELEPHONE: 314-429-0100
FAX: 314-429-0462
Bill To Contact E-MAIL: Robert.Mooshegian@urs.com
COP DELIVERABLE TO (Name, Company, Office Location): Elizabeth Kunkel, URS, St. Louis
PHONE NO.: 314-743-4179
E-MAIL: Elizabeth.Kunkel@URSCorp.com
CONSULTANT PROJECT NAME/NO.: Roxana Soil Vapor

TURNAROUND TIME (CALENDAR DAYS):
☑ STANDARD (14 DAY) ☐ 5 DAYS ☐ 3 DAYS ☐ 2 DAYS ☐ 24 HOURS ☐ RESULTS NEEDED ON WEEKEND

☐ LA - RWQCB REPORT FORMAT ☑ UST AGENCY:
DELIVERABLES: ☐ LEVEL 1 ☐ LEVEL 2 ☐ LEVEL 3 ☑ LEVEL 4 ☐ OTHER (SPECIFY)

☑ SHELL CONTRACT RATE APPLIES
☐ STATE REIMBURSEMENT RATE APPLIES
☐ EDD NOT NEEDED
☑ RECEIPT VERIFICATION REQUESTED

REQUESTED ANALYSIS

LAB USE ONLY	Field Sample Identification	SAMPLING DATE	SAMPLING TIME	Canister Number	Canister Pressure/Vacuum Initial	Final	Receipt	Final (psi)	Modified TO-15 + Butane & Isopentane	ASTM D-1946 + Helium	ASTM D-1946					
	VMP-3-10-020613	02/06/13	1527-1557	37338	-29.5	-10			X	X						
	VMP-3-22-020613	02/06/13	1437-1507	34633	-30	-9.5			X	X						
	VMP-4-5-020713	02/07/13	0909-0938	34576	-27.5	-6.5			X	X						
	VMP-4-12-020713	02/07/13	1000-1030	37372	-28	-8			X	X						
	VMP-4-12-020713-DUP	02/07/13	1000-1030	36533	-30	-9			X	X						
	VMP-6-5-021213	02/12/13	1308-1338	9368	-30	-7			X	X						
	VMP-20-5-020713	02/07/13	1505-1535	33844	-30	-6			X	X						
	VMP-21-5-020613	02/06/13	1421-1450	31763	-30	-8.5			X	X						
	VMP-31-5-021113	02/11/13	1001-1031	36443	-30	-8			X	X						
	VMP-54-20-020513	02/06/13	1430-1501	11430	-30	-10			X	X						

Turn Around Time:
☑ Normal
☐ Rush
Specify

Lab Use Only
Pressurized by:
Date:
Pressurization Gas: N_2 He

ADDITIONAL NOTES:
- 14 day hold time
- Report results between MDL and RL
- Level IV ECVP

Relinquished by (Signature)	Received by: (Signature)	Date	Time
Cynthia Krejs	FEDEX	02/13/13	1730
Relinquished by (Signature)	Received by: (Signature)	Date	Time
		2/14/13	0945
Relinquished by (Signature)	Received by: (Signature)	Date	Time

05/2008 Revision

Custody Seal Intact?
Y N None Temp

1322248

Shell Oil Products Chain Of Custody Record

URS

Air Toxics LTD.
Project Name: Roxana Soil Vapor
Project # 21562850.04001

Lab Vendor #

Please Check Appropriate Box:
☑ ENV. SERVICES ☐ MOTIVA RETAIL ☐ SHELL RETAIL
☐ MOTIVA SD&CM ☐ CONSULTANT ☐ LUBES
☐ SHELL PIPELINE ☐ OTHER _____

Print Bill To Contact Name: Robert Mooshegian

INCIDENT # (ENV SERVICES) 9 7 2 1 6 6 4 0

☐ CHECK IF NO INCIDENT # APPLIES

DATE: 02/13/13

PAGE: 2 of 2

PO #

SAP # 3 4 0 0 6 1

SAMPLING COMPANY: URS CORPORATION

LOC CODE:

SITE ADDRESS: Street and City: 900 SOUTH CENTRAL AVE – ROXANA

State: IL

GLOBAL ID NO.:

ADDRESS: 1001 HIGHLANDS PLAZA DRIVE WEST - SUITE 300; ST. LOUIS, MO 63110

BDF DELIVERABLE TO (Name, Company, Office Location): Elizabeth Kunkel, URS, St. Louis

PHONE NO.: 314-743-4179

E-MAIL: Elizabeth_Kunkel@URSCorp.com

CONSULTANT PROJECT NAME: Roxana Soil Vapor

Laboratory Address: Air Toxics, LTD 180 Blue Ravine Road, Suite B, Folsom, CA 95630-4719

TELEPHONE: 314-429-0100

FAX: 314-429-0462

Bill To Contact E-MAIL: Robert.Mooshegian@urs.com

TURNAROUND TIME (CALENDAR DAYS)
☑ STANDARD (14 DAY) ☐ 5 DAYS ☐ 3 DAYS ☐ 2 DAYS ☐ 24 HOURS ☐ RESULTS NEEDED ON WEEKEND

☐ LA - RWQCB REPORT FORMAT ☑ UST AGENCY:

DELIVERABLES: ☐ LEVEL 1 ☐ LEVEL 2 ☐ LEVEL 3 ☑ LEVEL 4 ☐ OTHER (SPECIFY) _____

☑ SHELL CONTRACT RATE APPLIES
☐ STATE REIMBURSEMENT RATE APPLIES
☐ EDD NOT NEEDED
☑ RECEIPT VERIFICATION REQUESTED

REQUESTED ANALYSIS

Turn Around Time: ☑ Normal ☐ Rush Specify

Lab Use Only
Pressurized by:
Date:
Pressurization Gas: N_2 He

LAB USE ONLY	Field Sample Identification	SAMPLING DATE	SAMPLING TIME	Canister Number	Canister Pressure/Vacuum Initial	Final	Receipt	Final (psi)	Modified TO-15 + Butane & Isopentane	ASTM D-1946 + Helium	ASTM D-1946
11A	VMP-54-20-020613-DUP	02/06/13	1430-1501	2070	-30	-10			X	X	
12A	VMP-54-30-020613	02/06/13	1525-1555	34097	-30	-11.5			X	X	
13A	VMP-54-30-020613-DUP	02/06/13	1525-1555	37771	-30	-12			X	X	
14A	VMP-7-13.5-021313	02/13/13	1022-1052	36393	-30	-9.5			X	X	
									X	X	
									X	X	
									X	X	
									X	X	
									X	X	
									X	X	

ADDITIONAL NOTES:

- 14 day hold time
- Report results between MDL and RL
- Level IV ECVP

Relinquished by: (Signature)	Received by: (Signature)	Date:	Time:
[signature]	FEDEX	02/13/13	1730
Relinquished by: (Signature)	Received by: (Signature)	Date:	Time:
	[signature] AR 2/14/13	0945	
Relinquished by: (Signature)	Received by: (Signature)	Date:	Time:

06/2/08 Revision

Custody Seal Intact?
Y N None Temp. [signature]
fedex

1302248

Roxana Soil Vapor Quarterly – 1st Quarter 2013 Data Review

Laboratory SDG: 1302278A,B

Data Reviewer: Alan Fleisher

Peer Reviewer: Elizabeth Kunkel

Date Reviewed: 3/25/2013

Guidance: USEPA National Functional Guidelines for Superfund Organic Methods Data Review 2008

Sample Identification	Sample Identification
VMP-3-31.5-020713	VMP-3-39-021213
VMP-4-23.5-020713	VMP-4-39-020713
VMP-15-21.5-020713	VMP-15-25.5-021213
VMP-15-29-021213	VMP-31-20-021113
VMP-31-30-021113	VMP-32-30-020513

1.0 Data Package Completeness

Were all items delivered as specified in the QAPP and COC as appropriate?

Yes

2.0 Laboratory Case Narrative \ Cooler Receipt Form

Were problems noted in the laboratory case narrative or cooler receipt form?

Yes, the laboratory case narrative indicated sample VMP-15-29-021213 was diluted and re-analyzed to bring the highest level target analytes with the calibration range of the instrument. Results for the highest level target analytes were reported from the re-analysis diluted runs and the remaining compounds were reported from the original analysis. The TO-15 LCS/LCSD recoveries for 2-hexanone and 4-methyl-2-pentanone were outside evaluation criteria. Although not indicated in the laboratory case narrative, analytes were detected in the method blank. These issues are addressed further in the appropriate sections below.

No issues or discrepancies were noted in the cooler receipt form.

3.0 Holding Times

Were samples extracted/analyzed within applicable limits?

Yes

4.0 Blank Contamination

Were any analytes detected in the Blanks?

Yes

Blank ID	Parameter	Analyte	Concentration/ Amount
1302278A-11A	TO-15	1,3-Butadiene	0.74 ppbv / 1.6 µg/m^3

Blank ID	Parameter	Analyte	Concentration/ Amount
1302278A-11A	TO-15	Methylene chloride	1.7 ppbv / 6.0 µg/m^3
1302278A-11B	TO-15	Methylene chloride	2.0 ppbv / 7.1 µg/m^3
1302278A-11C	TO-15	Carbon disulfide	0.36 ppbv / 1.1 µg/m^3
1302278A-11C	TO-15	Methylene chloride	0.066 ppbv / 0.23 µg/m^3
1302278A-11C	TO-15	2,2,4-Trimethylpentane	0.064 ppbv / 0.30 µg/m^3
1302278A-11C	TO-15	Toluene	0.039 ppbv / 0.14 µg/m^3
1302278A-11C	TO-15	Propylbenzene	0.053 ppbv / 0.26 µg/m^3
1302278A-11C	TO-15	4-Ethyltoluene	0.043 ppbv / 0.21 µg/m^3
1302278A-11C	TO-15	1,3-Dichlorobenzene	0.13 ppbv / 0.79 µg/m^3
1302278A-11C	TO-15	1,4-Dichlorobenzene	0.15 ppbv / 0.92 µg/m^3
1302278A-11C	TO-15	1,2-Dichlorobenzene	0.10 ppbv / 0.62 µg/m^3
1302278A-11C	TO-15	1,2,4-Trichlorobenzene	0.48 ppbv / 3.6 µg/m^3
1302278A-11C	TO-15	Hexachlorobutadiene	0.20 ppbv / 2.2 µg/m^3
1302278B-11A	Natural gases	Nitrogen	0.057%

Analytical data were reported non-detect or at concentrations greater than five times (5X) the associated blank concentration and did not require qualification.

5.0 Laboratory Control Sample

Were LCS recoveries within evaluation criteria?

No

LCS/LCSD ID	Parameter	Analyte	LCS/LCSD Recovery	LCS/ LCSD RPD	LCS/LCSD /RPD Criteria
1302278A-13A/AA	TO-15	2-Hexanone	**69/67**	3	70-130/25
1302278A-13B/BB	TO-15	4-Methyl-2-pentanone	**68/68**	0	70-130/25
1302278A-13B/BB	TO-15	2-Hexanone	**66/61**	8	70-130/25

Analytical data that required qualification based on LCS/LCSD data are included in the table below.

Sample ID	Parameter	Analyte	Qualification
VMP-3-31.5-020713	TO-15	2-Hexanone	**UJ**
VMP-3-39-021213	TO-15	2-Hexanone	**UJ**
VMP-4-23.5-020713	TO-15	4-Methyl-2-pentanone	**UJ**
VMP-4-23.5-020713	TO-15	2-Hexanone	**UJ**
VMP-4-39-020713	TO-15	4-Methyl-2-pentanone	**UJ**
VMP-4-39-020713	TO-15	2-Hexanone	**UJ**

6.0 Surrogate Recoveries

Were surrogate recoveries within evaluation criteria?

Yes

7.0 Matrix Spike and Matrix Spike Duplicate Recoveries

Were MS/MSD samples analyzed as part of this SDG?

MS/MSD samples are not applicable for vapor samples, due to the inability to spike the samples.

8.0 Laboratory Duplicate Results

Were laboratory duplicate samples collected as part of this SDG?

No

9.0 Field Duplicate Results

Were field duplicate samples collected as part of this SDG?

No

10.0 Sample Dilutions

For samples that were diluted and nondetect, were undiluted results also reported?

Not applicable; analytes were detected in samples that were diluted.

11.0 Additional Qualifications

Were additional qualifications applied?

No

eurofins | Air Toxics

3/4/2013
Ms. Elizabeth Kunkel
URS Corporation
1001 Highlands Plaza Dr. West
Suite 300
St. Louis MO 63110

Project Name: Roxana Soil Vapor
Project #: 21562850.04001
Workorder #: 1302278A

Dear Ms. Elizabeth Kunkel

The following report includes the data for the above referenced project for sample(s) received on 2/15/2013 at Air Toxics Ltd.

The data and associated QC analyzed by Modified TO-15 are compliant with the project requirements or laboratory criteria with the exception of the deviations noted in the attached case narrative.

Thank you for choosing Air Toxics Ltd. for your air analysis needs. Air Toxics Ltd. is committed to providing accurate data of the highest quality. Please feel free to contact the Project Manager: Kelly Buettner at 916-985-1000 if you have any questions regarding the data in this report.

Regards,

Kelly Buettner

Kelly Buettner
Project Manager

REVIEWED
ON
3/25/13

eurofins | Air Toxics

WORK ORDER #: 1302278A

Work Order Summary

CLIENT:	Ms. Elizabeth Kunkel URS Corporation 1001 Highlands Plaza Dr. West Suite 300 St. Louis, MO 63110	**BILL TO:**	Accounts Payable Austin URS Corporation P.O. BOX 203970 Austin, TX 78720-1088
PHONE:	314-743-4179	**P.O. #**	21562735.00013
FAX:		**PROJECT #**	21562850.04001 Roxana Soil Vapor
DATE RECEIVED:	02/15/2013	**CONTACT:**	Kelly Buettner
DATE COMPLETED:	03/04/2013		

FRACTION #	NAME	TEST	RECEIPT VAC./PRES.	FINAL PRESSURE
01A	VMP-3-31.5-020713	Modified TO-15	6.5 "Hg	15 psi
02A	VMP-3-39-021213	Modified TO-15	7.0 "Hg	15 psi
03A	VMP-4-23.5-020713	Modified TO-15	7.0 "Hg	15 psi
04A	VMP-4-39-020713	Modified TO-15	7.5 "Hg	15 psi
05A	VMP-15-21.5-020713	Modified TO-15	8.0 "Hg	15 psi
06A	VMP-15-25.5-021213	Modified TO-15	7.5 "Hg	15 psi
07A	VMP-15-29-021213	Modified TO-15	7.5 "Hg	15 psi
07B	VMP-15-29-021213	Modified TO-15	7.5 "Hg	15 psi
08A	VMP-31-20-021113	Modified TO-15	8.0 "Hg	15 psi
09A	VMP-31-30-021113	Modified TO-15	8.5 "Hg	15 psi
10A	VMP-32-30-020513	Modified TO-15	8.5 "Hg	15 psi
11A	Lab Blank	Modified TO-15	NA	NA
11B	Lab Blank	Modified TO-15	NA	NA
11C	Lab Blank	Modified TO-15	NA	NA
12A	CCV	Modified TO-15	NA	NA
12B	CCV	Modified TO-15	NA	NA
12C	CCV	Modified TO-15	NA	NA
13A	LCS	Modified TO-15	NA	NA
13AA	LCSD	Modified TO-15	NA	NA
13B	LCS	Modified TO-15	NA	NA
13BB	LCSD	Modified TO-15	NA	NA
13C	LCS	Modified TO-15	NA	NA
13CC	LCSD	Modified TO-15	NA	NA

CERTIFIED BY: Heidi Hayes

Technical Director

DATE: 03/04/13

Certification numbers: AZ Licensure AZ0775, CA NELAP - 12282CA, NY NELAP - 11291,
TX NELAP - T104704434-12-4, UT NELAP CA009332012-3, WA NELAP - C935
Name of Accrediting Agency: NELAP/ORELAP (Oregon Environmental Laboratory Accreditation Program)
Accreditation number: CA300005, Effective date: 10/18/2012, Expiration date: 10/17/2013.
Eurofins Air Toxics Ltd. certifies that the test results contained in this report meet all requirements of the NELAC standards

This report shall not be reproduced, except in full, without the written approval of Eurofins Air Toxics, Inc.

180 BLUE RAVINE ROAD, SUITE B FOLSOM, CA - 9563
(916) 985-1000 . (800) 985-5955 . FAX (916) 985-1020

LABORATORY NARRATIVE
EPA Method TO-15
URS Corporation
Workorder# 1302278A

Ten 1 Liter Summa Canister samples were received on February 15, 2013. The laboratory performed analysis via EPA Method TO-15 using GC/MS in the full scan mode.

This workorder was independently validated prior to submittal using 'USEPA National Functional Guidelines' as generally applied to the analysis of volatile organic compounds in air. A rules-based, logic driven, independent validation engine was employed to assess completeness, evaluate pass/fail of relevant project quality control requirements and verification of all quantified amounts.

Receiving Notes

The Chain of Custody (COC) information for sample VMP-31-20-021113 did not match the information on the canister with regard to canister identification. The client was notified of the discrepancy and the information on the canister was used to process and report the sample.

Analytical Notes

As per client project requirements, the laboratory has reported estimated values for target compound hits that are below the Reporting Limit but greater than the Method Detection Limit. Concentrations that are below the level at which the canister was certified may be false positives.

All Quality Control Limit exceedances and affected sample results are noted by flags. Each flag is defined at the bottom of this Case Narrative and on each Sample Result Summary page.

Dilution was performed on all samples due to the presence of high level target species.

Due to the linear calibration range of instrument MSD-14, the reporting limit for 4-Methyl-2-pentanone was raised from 5.0ppbv to 20ppbv.

Due to high-level target compounds, sample VMP-15-29-021213 was analyzed twice. In the "A" fraction, the sample was diluted to bring the highest-level compounds within the calibration range. The "B" fraction is also reported by client request and may be reported with "E" flags indicating the compound exceeds the calibration range. Both runs and associated QC are reported.

Definition of Data Qualifying Flags

Eight qualifiers may have been used on the data analysis sheets and indicates as follows:

B - Compound present in laboratory blank greater than reporting limit (background subtraction not performed).
J - Estimated value.
E - Exceeds instrument calibration range.
S - Saturated peak.
Q - Exceeds quality control limits.
U - Compound analyzed for but not detected above the reporting limit.

UJ- Non-detected compound associated with low bias in the CCV
N - The identification is based on presumptive evidence.

File extensions may have been used on the data analysis sheets and indicates as follows:
a-File was requantified
b-File was quantified by a second column and detector
r1-File was requantified for the purpose of reissue

eurofins | Air Toxics

Summary of Detected Compounds
EPA METHOD TO-15 GC/MS

Client Sample ID: VMP-3-31.5-020713

Lab ID#: 1302278A-01A

Compound	Rpt. Limit (ppbv)	Amount (ppbv)	Rpt. Limit (ug/m3)	Amount (ug/m3)
Carbon Disulfide	2600	420 J	8000	1300 J
Hexane	2600	79000	9100	280000
2,2,4-Trimethylpentane	2600	370000	12000	1700000
Butane	10000	1300000	24000	3000000
Isopentane	10000	1400000	30000	4200000

Client Sample ID: VMP-3-39-021213

Lab ID#: 1302278A-02A

Compound	Rpt. Limit (ppbv)	Amount (ppbv)	Rpt. Limit (ug/m3)	Amount (ug/m3)
Hexane	13000	600000	46000	2100000
2,2,4-Trimethylpentane	13000	1200000	62000	5700000
Benzene	13000	6200 J	42000	20000 J
Ethyl Benzene	13000	3000 J	57000	13000 J
m,p-Xylene	13000	3200 J	57000	14000 J
Butane	53000	7700000	120000	18000000
Isopentane	53000	6000000	160000	18000000

Client Sample ID: VMP-4-23.5-020713

Lab ID#: 1302278A-03A

Compound	Rpt. Limit (ppbv)	Amount (ppbv)	Rpt. Limit (ug/m3)	Amount (ug/m3)
Hexane	330	23000	1200	82000
2,2,4-Trimethylpentane	330	32000	1500	150000
Benzene	330	87 J	1000	280 J
Toluene	330	71 J	1200	270 J
Butane	1300	63000	3100	150000
Isopentane	1300	220000	3900	630000

Client Sample ID: VMP-4-39-020713

Lab ID#: 1302278A-04A

eurofins | Air Toxics

Summary of Detected Compounds
EPA METHOD TO-15 GC/MS

Client Sample ID: VMP-4-39-020713

Lab ID#: 1302278A-04A

Compound	Rpt. Limit (ppbv)	Amount (ppbv)	Rpt. Limit (ug/m3)	Amount (ug/m3)
Carbon Disulfide	2700	1000 J	8400	3200 J
Hexane	2700	1300000	9500	4500000
2,2,4-Trimethylpentane	2700	390000	12000	1800000
Benzene	2700	7900	8600	25000
Heptane	2700	570000	11000	2300000
Toluene	2700	160000	10000	610000
Ethyl Benzene	2700	100000	12000	450000
m,p-Xylene	2700	180000	12000	790000
o-Xylene	2700	70000	12000	310000
Cumene	2700	1100 J	13000	5500 J
Propylbenzene	2700	610 J	13000	3000 J
4-Ethyltoluene	2700	12000	13000	58000
1,3,5-Trimethylbenzene	2700	3300	13000	16000
1,2,4-Trimethylbenzene	2700	2400 J	13000	12000 J
Butane	11000	1100000	26000	2500000
Isopentane	11000	1800000	32000	5300000

Client Sample ID: VMP-15-21.5-020713

Lab ID#: 1302278A-05A

Compound	Rpt. Limit (ppbv)	Amount (ppbv)	Rpt. Limit (ug/m3)	Amount (ug/m3)
Ethanol	22	21 J	41	40 J
Acetone	55	14 J	130	34 J
2-Propanol	22	10 J	54	26 J
Carbon Disulfide	22	9.3 J	68	29 J
Hexane	5.5	120	19	410
Cyclohexane	5.5	27	19	93
2,2,4-Trimethylpentane	5.5	1400	26	6400
Benzene	5.5	2.4 J	18	7.7 J
Heptane	5.5	31	22	120
Toluene	5.5	1.5 J	21	5.7 J
Butane	22	170	52	400
Isopentane	22	300	65	900

eurofins | Air Toxics

Summary of Detected Compounds
EPA METHOD TO-15 GC/MS

Client Sample ID: VMP-15-25.5-021213

Lab ID#: 1302278A-06A

Compound	Rpt. Limit (ppbv)	Amount (ppbv)	Rpt. Limit (ug/m3)	Amount (ug/m3)
Methylene Chloride	45	66	160	230
2,2,4-Trimethylpentane	45	31000	210	140000
m,p-Xylene	45	17 J	190	74 J
o-Xylene	45	8.7 J	190	38 J
Cumene	45	14 J	220	70 J
1,2,4-Trimethylbenzene	45	11 J	220	54 J
Butane	180	1000	430	2400
Isopentane	180	12000	530	37000

Client Sample ID: VMP-15-29-021213

* USE THIS RESULT ONLY. ALL OTHER DATA REPORTED FROM 5.38X DILUTION ANALYSIS

Lab ID#: 1302278A-07A

DF = 8.97X

Compound	Rpt. Limit (ppbv)	Amount (ppbv)	Rpt. Limit (ug/m3)	Amount (ug/m3)
Acetone	180	90 J	430	210 J
Methylene Chloride	45	28 J	160	96 J
* 2,2,4-Trimethylpentane	45	23000	210	110000
Butane	180	640	430	1500
Isopentane	180	12000	530	37000

Client Sample ID: VMP-15-29-021213

* DO NOT USE THIS DATA. USE ALL OTHER DATA.

Lab ID#: 1302278A-07B

DF = 5.38X

Compound	Rpt. Limit (ppbv)	Amount (ppbv)	Rpt. Limit (ug/m3)	Amount (ug/m3)
Acetone	110	110	260	260
* ~~2,2,4-Trimethylpentane~~	~~27~~	~~30000 E~~	~~120~~	~~140000 E~~
Butane	110	830	260	2000
Isopentane	110	16000	320	48000

Client Sample ID: VMP-31-20-021113

Lab ID#: 1302278A-08A

Compound	Rpt. Limit (ppbv)	Amount (ppbv)	Rpt. Limit (ug/m3)	Amount (ug/m3)

eurofins | Air Toxics

Summary of Detected Compounds
EPA METHOD TO-15 GC/MS

Client Sample ID: VMP-31-20-021113

Lab ID#: 1302278A-08A

Compound	Rpt. Limit (ppbv)	Amount (ppbv)	Rpt. Limit (ug/m3)	Amount (ug/m3)
Ethanol	79	220	150	420
Acetone	79	19 J	190	45 J
2-Propanol	79	20 J	190	49 J
2,2,4-Trimethylpentane	20	18000	92	87000
1,4-Dioxane	79	14 J	280	50 J
Butane	79	650	190	1500
Isopentane	79	4300	230	13000

Client Sample ID: VMP-31-30-021113

Lab ID#: 1302278A-09A

Compound	Rpt. Limit (ppbv)	Amount (ppbv)	Rpt. Limit (ug/m3)	Amount (ug/m3)
2-Butanone (Methyl Ethyl Ketone)	5600	880 J	17000	2600 J
2,2,4-Trimethylpentane	1400	84000	6600	400000
Toluene	1400	410 J	5300	1600 J
m,p-Xylene	1400	490 J	6100	2100 J
o-Xylene	1400	1700	6100	7200
Butane	5600	440000	13000	1000000
Isopentane	5600	470000	17000	1400000

Client Sample ID: VMP-32-30-020513

Lab ID#: 1302278A-10A

Compound	Rpt. Limit (ppbv)	Amount (ppbv)	Rpt. Limit (ug/m3)	Amount (ug/m3)
Methylene Chloride	56	29 J	200	100 J
2,2,4-Trimethylpentane	56	30000	260	140000
Isopentane	230	63 J	670	180 J

eurofins | Air Toxics

Client Sample ID: VMP-3-31.5-020713

Lab ID#: 1302278A-01A

EPA METHOD TO-15 GC/MS

File Name:	**14021943**	**Date of Collection:**	**2/7/13 10:35:00 AM**
Dil. Factor:	**516**	**Date of Analysis:**	**2/20/13 03:51 PM**

Compound	Rpt. Limit (ppbv)	Amount (ppbv)	Rpt. Limit (ug/m3)	Amount (ug/m3)
Freon 12	2600	Not Detected	13000	Not Detected
Freon 114	2600	Not Detected	18000	Not Detected
Chloromethane	10000	Not Detected	21000	Not Detected
Vinyl Chloride	2600	Not Detected	6600	Not Detected
1,3-Butadiene	2600	Not Detected	5700	Not Detected
Bromomethane	2600	Not Detected	10000	Not Detected
Chloroethane	10000	Not Detected	27000	Not Detected
Freon 11	2600	Not Detected	14000	Not Detected
Ethanol	10000	Not Detected	19000	Not Detected
Freon 113	2600	Not Detected	20000	Not Detected
1,1-Dichloroethene	2600	Not Detected	10000	Not Detected
Acetone	10000	Not Detected	24000	Not Detected
2-Propanol	10000	Not Detected	25000	Not Detected
Carbon Disulfide	2600	420 J	8000	1300 J
3-Chloropropene	10000	Not Detected	32000	Not Detected
Methylene Chloride	2600	Not Detected	9000	Not Detected
Methyl tert-butyl ether	2600	Not Detected	9300	Not Detected
trans-1,2-Dichloroethene	2600	Not Detected	10000	Not Detected
Hexane	2600	79000	9100	280000
1,1-Dichloroethane	2600	Not Detected	10000	Not Detected
2-Butanone (Methyl Ethyl Ketone)	10000	Not Detected	30000	Not Detected
cis-1,2-Dichloroethene	2600	Not Detected	10000	Not Detected
Tetrahydrofuran	2600	Not Detected	7600	Not Detected
Chloroform	2600	Not Detected	12000	Not Detected
1,1,1-Trichloroethane	2600	Not Detected	14000	Not Detected
Cyclohexane	2600	Not Detected	8900	Not Detected
Carbon Tetrachloride	2600	Not Detected	16000	Not Detected
2,2,4-Trimethylpentane	2600	370000	12000	1700000
Benzene	2600	Not Detected	8200	Not Detected
1,2-Dichloroethane	2600	Not Detected	10000	Not Detected
Heptane	2600	Not Detected	10000	Not Detected
Trichloroethene	2600	Not Detected	14000	Not Detected
1,2-Dichloropropane	2600	Not Detected	12000	Not Detected
1,4-Dioxane	10000	Not Detected	37000	Not Detected
Bromodichloromethane	2600	Not Detected	17000	Not Detected
cis-1,3-Dichloropropene	2600	Not Detected	12000	Not Detected
4-Methyl-2-pentanone	10000	Not Detected	42000	Not Detected
Toluene	2600	Not Detected	9700	Not Detected
trans-1,3-Dichloropropene	2600	Not Detected	12000	Not Detected
1,1,2-Trichloroethane	2600	Not Detected	14000	Not Detected
Tetrachloroethene	2600	Not Detected	18000	Not Detected
2-Hexanone	10000	Not Detected UJ	42000	Not Detected UJ

eurofins | Air Toxics

Client Sample ID: VMP-3-31.5-020713

Lab ID#: 1302278A-01A

EPA METHOD TO-15 GC/MS

File Name:	**14021943**	**Date of Collection: 2/7/13 10:35:00 AM**	
Dil. Factor:	**516**	**Date of Analysis: 2/20/13 03:51 PM**	

Compound	Rpt. Limit (ppbv)	Amount (ppbv)	Rpt. Limit (ug/m3)	Amount (ug/m3)
Dibromochloromethane	2600	Not Detected	22000	Not Detected
1,2-Dibromoethane (EDB)	2600	Not Detected	20000	Not Detected
Chlorobenzene	2600	Not Detected	12000	Not Detected
Ethyl Benzene	2600	Not Detected	11000	Not Detected
m,p-Xylene	2600	Not Detected	11000	Not Detected
o-Xylene	2600	Not Detected	11000	Not Detected
Styrene	2600	Not Detected	11000	Not Detected
Bromoform	2600	Not Detected	27000	Not Detected
Cumene	2600	Not Detected	13000	Not Detected
1,1,2,2-Tetrachloroethane	2600	Not Detected	18000	Not Detected
Propylbenzene	2600	Not Detected	13000	Not Detected
4-Ethyltoluene	2600	Not Detected	13000	Not Detected
1,3,5-Trimethylbenzene	2600	Not Detected	13000	Not Detected
1,2,4-Trimethylbenzene	2600	Not Detected	13000	Not Detected
1,3-Dichlorobenzene	2600	Not Detected	16000	Not Detected
1,4-Dichlorobenzene	2600	Not Detected	16000	Not Detected
alpha-Chlorotoluene	2600	Not Detected	13000	Not Detected
1,2-Dichlorobenzene	2600	Not Detected	16000	Not Detected
1,2,4-Trichlorobenzene	10000	Not Detected	76000	Not Detected
Hexachlorobutadiene	10000	Not Detected	110000	Not Detected
Butane	10000	1300000	24000	3000000
Isopentane	10000	1400000	30000	4200000

J = Estimated value.

Container Type: 1 Liter Summa Canister

Surrogates	%Recovery	Method Limits
1,2-Dichloroethane-d4	104	70-130
Toluene-d8	100	70-130
4-Bromofluorobenzene	97	70-130

eurofins | Air Toxics

Client Sample ID: VMP-3-39-021213
Lab ID#: 1302278A-02A
EPA METHOD TO-15 GC/MS

File Name:	**14021945**	**Date of Collection:**	**2/12/13 10:59:00 AM**
Dil. Factor:	**2640**	**Date of Analysis:**	**2/20/13 04:44 PM**

Compound	Rpt. Limit (ppbv)	Amount (ppbv)	Rpt. Limit (ug/m3)	Amount (ug/m3)
Freon 12	13000	Not Detected	65000	Not Detected
Freon 114	13000	Not Detected	92000	Not Detected
Chloromethane	53000	Not Detected	110000	Not Detected
Vinyl Chloride	13000	Not Detected	34000	Not Detected
1,3-Butadiene	13000	Not Detected	29000	Not Detected
Bromomethane	13000	Not Detected	51000	Not Detected
Chloroethane	53000	Not Detected	140000	Not Detected
Freon 11	13000	Not Detected	74000	Not Detected
Ethanol	53000	Not Detected	99000	Not Detected
Freon 113	13000	Not Detected	100000	Not Detected
1,1-Dichloroethene	13000	Not Detected	52000	Not Detected
Acetone	53000	Not Detected	120000	Not Detected
2-Propanol	53000	Not Detected	130000	Not Detected
Carbon Disulfide	13000	Not Detected	41000	Not Detected
3-Chloropropene	53000	Not Detected	160000	Not Detected
Methylene Chloride	13000	Not Detected	46000	Not Detected
Methyl tert-butyl ether	13000	Not Detected	48000	Not Detected
trans-1,2-Dichloroethene	13000	Not Detected	52000	Not Detected
Hexane	13000	600000	46000	2100000
1,1-Dichloroethane	13000	Not Detected	53000	Not Detected
2-Butanone (Methyl Ethyl Ketone)	53000	Not Detected	160000	Not Detected
cis-1,2-Dichloroethene	13000	Not Detected	52000	Not Detected
Tetrahydrofuran	13000	Not Detected	39000	Not Detected
Chloroform	13000	Not Detected	64000	Not Detected
1,1,1-Trichloroethane	13000	Not Detected	72000	Not Detected
Cyclohexane	13000	Not Detected	45000	Not Detected
Carbon Tetrachloride	13000	Not Detected	83000	Not Detected
2,2,4-Trimethylpentane	13000	1200000	62000	5700000
Benzene	13000	6200 J	42000	20000 J
1,2-Dichloroethane	13000	Not Detected	53000	Not Detected
Heptane	13000	Not Detected	54000	Not Detected
Trichloroethene	13000	Not Detected	71000	Not Detected
1,2-Dichloropropane	13000	Not Detected	61000	Not Detected
1,4-Dioxane	53000	Not Detected	190000	Not Detected
Bromodichloromethane	13000	Not Detected	88000	Not Detected
cis-1,3-Dichloropropene	13000	Not Detected	60000	Not Detected
4-Methyl-2-pentanone	53000	Not Detected	220000	Not Detected
Toluene	13000	Not Detected	50000	Not Detected
trans-1,3-Dichloropropene	13000	Not Detected	60000	Not Detected
1,1,2-Trichloroethane	13000	Not Detected	72000	Not Detected
Tetrachloroethene	13000	Not Detected	90000	Not Detected
2-Hexanone	53000	Not Detected UJ	220000	Not Detected UJ

eurofins | Air Toxics

Client Sample ID: VMP-3-39-021213

Lab ID#: 1302278A-02A

EPA METHOD TO-15 GC/MS

File Name:	**14021945**	**Date of Collection: 2/12/13 10:59:00 AM**	
Dil. Factor:	**2640**	**Date of Analysis: 2/20/13 04:44 PM**	

Compound	Rpt. Limit (ppbv)	Amount (ppbv)	Rpt. Limit (ug/m3)	Amount (ug/m3)
Dibromochloromethane	13000	Not Detected	110000	Not Detected
1,2-Dibromoethane (EDB)	13000	Not Detected	100000	Not Detected
Chlorobenzene	13000	Not Detected	61000	Not Detected
Ethyl Benzene	13000	3000 J	57000	13000 J
m,p-Xylene	13000	3200 J	57000	14000 J
o-Xylene	13000	Not Detected	57000	Not Detected
Styrene	13000	Not Detected	56000	Not Detected
Bromoform	13000	Not Detected	140000	Not Detected
Cumene	13000	Not Detected	65000	Not Detected
1,1,2,2-Tetrachloroethane	13000	Not Detected	91000	Not Detected
Propylbenzene	13000	Not Detected	65000	Not Detected
4-Ethyltoluene	13000	Not Detected	65000	Not Detected
1,3,5-Trimethylbenzene	13000	Not Detected	65000	Not Detected
1,2,4-Trimethylbenzene	13000	Not Detected	65000	Not Detected
1,3-Dichlorobenzene	13000	Not Detected	79000	Not Detected
1,4-Dichlorobenzene	13000	Not Detected	79000	Not Detected
alpha-Chlorotoluene	13000	Not Detected	68000	Not Detected
1,2-Dichlorobenzene	13000	Not Detected	79000	Not Detected
1,2,4-Trichlorobenzene	53000	Not Detected	390000	Not Detected
Hexachlorobutadiene	53000	Not Detected	560000	Not Detected
Butane	53000	7700000	120000	18000000
Isopentane	53000	6000000	160000	18000000

J = Estimated value.

Container Type: 1 Liter Summa Canister

Surrogates	%Recovery	Method Limits
1,2-Dichloroethane-d4	103	70-130
Toluene-d8	98	70-130
4-Bromofluorobenzene	100	70-130

eurofins | Air Toxics

Client Sample ID: VMP-4-23.5-020713

Lab ID#: 1302278A-03A

EPA METHOD TO-15 GC/MS

File Name:	**14021936**	**Date of Collection:**	**2/7/13 11:22:00 AM**
Dil. Factor:	**66.0**	**Date of Analysis:**	**2/20/13 11:17 AM**

Compound	Rpt. Limit (ppbv)	Amount (ppbv)	Rpt. Limit (ug/m3)	Amount (ug/m3)
Freon 12	330	Not Detected	1600	Not Detected
Freon 114	330	Not Detected	2300	Not Detected
Chloromethane	1300	Not Detected	2700	Not Detected
Vinyl Chloride	330	Not Detected	840	Not Detected
1,3-Butadiene	330	Not Detected	730	Not Detected
Bromomethane	330	Not Detected	1300	Not Detected
Chloroethane	1300	Not Detected	3500	Not Detected
Freon 11	330	Not Detected	1800	Not Detected
Ethanol	1300	Not Detected	2500	Not Detected
Freon 113	330	Not Detected	2500	Not Detected
1,1-Dichloroethene	330	Not Detected	1300	Not Detected
Acetone	1300	Not Detected	3100	Not Detected
2-Propanol	1300	Not Detected	3200	Not Detected
Carbon Disulfide	330	Not Detected	1000	Not Detected
3-Chloropropene	1300	Not Detected	4100	Not Detected
Methylene Chloride	330	Not Detected	1100	Not Detected
Methyl tert-butyl ether	330	Not Detected	1200	Not Detected
trans-1,2-Dichloroethene	330	Not Detected	1300	Not Detected
Hexane	330	23000	1200	82000
1,1-Dichloroethane	330	Not Detected	1300	Not Detected
2-Butanone (Methyl Ethyl Ketone)	1300	Not Detected	3900	Not Detected
cis-1,2-Dichloroethene	330	Not Detected	1300	Not Detected
Tetrahydrofuran	330	Not Detected	970	Not Detected
Chloroform	330	Not Detected	1600	Not Detected
1,1,1-Trichloroethane	330	Not Detected	1800	Not Detected
Cyclohexane	330	Not Detected	1100	Not Detected
Carbon Tetrachloride	330	Not Detected	2100	Not Detected
2,2,4-Trimethylpentane	330	32000	1500	150000
Benzene	330	87 J	1000	280 J
1,2-Dichloroethane	330	Not Detected	1300	Not Detected
Heptane	330	Not Detected	1400	Not Detected
Trichloroethene	330	Not Detected	1800	Not Detected
1,2-Dichloropropane	330	Not Detected	1500	Not Detected
1,4-Dioxane	1300	Not Detected	4800	Not Detected
Bromodichloromethane	330	Not Detected	2200	Not Detected
cis-1,3-Dichloropropene	330	Not Detected	1500	Not Detected
4-Methyl-2-pentanone	1300	Not Detected UJ	5400	Not Detected UJ
Toluene	330	71 J	1200	270 J
trans-1,3-Dichloropropene	330	Not Detected	1500	Not Detected
1,1,2-Trichloroethane	330	Not Detected	1800	Not Detected
Tetrachloroethene	330	Not Detected	2200	Not Detected
2-Hexanone	1300	Not Detected UJ	5400	Not Detected UJ

eurofins | Air Toxics

Client Sample ID: VMP-4-23.5-020713

Lab ID#: 1302278A-03A

EPA METHOD TO-15 GC/MS

File Name:	**14021936**	**Date of Collection:**	**2/7/13 11:22:00 AM**
Dil. Factor:	**66.0**	**Date of Analysis:**	**2/20/13 11:17 AM**

Compound	Rpt. Limit (ppbv)	Amount (ppbv)	Rpt. Limit (ug/m3)	Amount (ug/m3)
Dibromochloromethane	330	Not Detected	2800	Not Detected
1,2-Dibromoethane (EDB)	330	Not Detected	2500	Not Detected
Chlorobenzene	330	Not Detected	1500	Not Detected
Ethyl Benzene	330	Not Detected	1400	Not Detected
m,p-Xylene	330	Not Detected	1400	Not Detected
o-Xylene	330	Not Detected	1400	Not Detected
Styrene	330	Not Detected	1400	Not Detected
Bromoform	330	Not Detected	3400	Not Detected
Cumene	330	Not Detected	1600	Not Detected
1,1,2,2-Tetrachloroethane	330	Not Detected	2300	Not Detected
Propylbenzene	330	Not Detected	1600	Not Detected
4-Ethyltoluene	330	Not Detected	1600	Not Detected
1,3,5-Trimethylbenzene	330	Not Detected	1600	Not Detected
1,2,4-Trimethylbenzene	330	Not Detected	1600	Not Detected
1,3-Dichlorobenzene	330	Not Detected	2000	Not Detected
1,4-Dichlorobenzene	330	Not Detected	2000	Not Detected
alpha-Chlorotoluene	330	Not Detected	1700	Not Detected
1,2-Dichlorobenzene	330	Not Detected	2000	Not Detected
1,2,4-Trichlorobenzene	1300	Not Detected	9800	Not Detected
Hexachlorobutadiene	1300	Not Detected	14000	Not Detected
Butane	1300	63000	3100	150000
Isopentane	1300	220000	3900	630000

J = Estimated value.

Container Type: 1 Liter Summa Canister

Surrogates	%Recovery	Method Limits
1,2-Dichloroethane-d4	114	70-130
Toluene-d8	99	70-130
4-Bromofluorobenzene	96	70-130

eurofins | Air Toxics

Client Sample ID: VMP-4-39-020713

Lab ID#: 1302278A-04A

EPA METHOD TO-15 GC/MS

File Name:	**14021944**	**Date of Collection: 2/7/13 1:43:00 PM**	
Dil. Factor:	**538**	**Date of Analysis: 2/20/13 04:15 PM**	

Compound	Rpt. Limit (ppbv)	Amount (ppbv)	Rpt. Limit (ug/m3)	Amount (ug/m3)
Freon 12	2700	Not Detected	13000	Not Detected
Freon 114	2700	Not Detected	19000	Not Detected
Chloromethane	11000	Not Detected	22000	Not Detected
Vinyl Chloride	2700	Not Detected	6900	Not Detected
1,3-Butadiene	2700	Not Detected	6000	Not Detected
Bromomethane	2700	Not Detected	10000	Not Detected
Chloroethane	11000	Not Detected	28000	Not Detected
Freon 11	2700	Not Detected	15000	Not Detected
Ethanol	11000	Not Detected	20000	Not Detected
Freon 113	2700	Not Detected	21000	Not Detected
1,1-Dichloroethene	2700	Not Detected	11000	Not Detected
Acetone	11000	Not Detected	26000	Not Detected
2-Propanol	11000	Not Detected	26000	Not Detected
Carbon Disulfide	2700	1000 J	8400	3200 J
3-Chloropropene	11000	Not Detected	34000	Not Detected
Methylene Chloride	2700	Not Detected	9300	Not Detected
Methyl tert-butyl ether	2700	Not Detected	9700	Not Detected
trans-1,2-Dichloroethene	2700	Not Detected	11000	Not Detected
Hexane	2700	1300000	9500	4500000
1,1-Dichloroethane	2700	Not Detected	11000	Not Detected
2-Butanone (Methyl Ethyl Ketone)	11000	Not Detected	32000	Not Detected
cis-1,2-Dichloroethene	2700	Not Detected	11000	Not Detected
Tetrahydrofuran	2700	Not Detected	7900	Not Detected
Chloroform	2700	Not Detected	13000	Not Detected
1,1,1-Trichloroethane	2700	Not Detected	15000	Not Detected
Cyclohexane	2700	Not Detected	9200	Not Detected
Carbon Tetrachloride	2700	Not Detected	17000	Not Detected
2,2,4-Trimethylpentane	2700	390000	12000	1800000
Benzene	2700	7900	8600	25000
1,2-Dichloroethane	2700	Not Detected	11000	Not Detected
Heptane	2700	570000	11000	2300000
Trichloroethene	2700	Not Detected	14000	Not Detected
1,2-Dichloropropane	2700	Not Detected	12000	Not Detected
1,4-Dioxane	11000	Not Detected	39000	Not Detected
Bromodichloromethane	2700	Not Detected	18000	Not Detected
cis-1,3-Dichloropropene	2700	Not Detected	12000	Not Detected
4-Methyl-2-pentanone	11000	Not Detected UJ	44000	Not Detected UJ
Toluene	2700	160000	10000	610000
trans-1,3-Dichloropropene	2700	Not Detected	12000	Not Detected
1,1,2-Trichloroethane	2700	Not Detected	15000	Not Detected
Tetrachloroethene	2700	Not Detected	18000	Not Detected
2-Hexanone	11000	Not Detected UJ	44000	Not Detected UJ

eurofins | Air Toxics

Client Sample ID: VMP-4-39-020713

Lab ID#: 1302278A-04A

EPA METHOD TO-15 GC/MS

File Name:	**14021944**	**Date of Collection: 2/7/13 1:43:00 PM**	
Dil. Factor:	**538**	**Date of Analysis: 2/20/13 04:15 PM**	

Compound	Rpt. Limit (ppbv)	Amount (ppbv)	Rpt. Limit (ug/m3)	Amount (ug/m3)
Dibromochloromethane	2700	Not Detected	23000	Not Detected
1,2-Dibromoethane (EDB)	2700	Not Detected	21000	Not Detected
Chlorobenzene	2700	Not Detected	12000	Not Detected
Ethyl Benzene	2700	100000	12000	450000
m,p-Xylene	2700	180000	12000	790000
o-Xylene	2700	70000	12000	310000
Styrene	2700	Not Detected	11000	Not Detected
Bromoform	2700	Not Detected	28000	Not Detected
Cumene	2700	1100 J	13000	5500 J
1,1,2,2-Tetrachloroethane	2700	Not Detected	18000	Not Detected
Propylbenzene	2700	610 J	13000	3000 J
4-Ethyltoluene	2700	12000	13000	58000
1,3,5-Trimethylbenzene	2700	3300	13000	16000
1,2,4-Trimethylbenzene	2700	2400 J	13000	12000 J
1,3-Dichlorobenzene	2700	Not Detected	16000	Not Detected
1,4-Dichlorobenzene	2700	Not Detected	16000	Not Detected
alpha-Chlorotoluene	2700	Not Detected	14000	Not Detected
1,2-Dichlorobenzene	2700	Not Detected	16000	Not Detected
1,2,4-Trichlorobenzene	11000	Not Detected	80000	Not Detected
Hexachlorobutadiene	11000	Not Detected	110000	Not Detected
Butane	11000	1100000	26000	2500000
Isopentane	11000	1800000	32000	5300000

J = Estimated value.

Container Type: 1 Liter Summa Canister

Surrogates	%Recovery	Method Limits
1,2-Dichloroethane-d4	108	70-130
Toluene-d8	100	70-130
4-Bromofluorobenzene	99	70-130

eurofins | Air Toxics

Client Sample ID: VMP-15-21.5-020713

Lab ID#: 1302278A-05A

EPA METHOD TO-15 GC/MS FULL SCAN

File Name:	**p022117**	**Date of Collection:**	**2/7/13 3:27:00 PM**
Dil. Factor:	**11.0**	**Date of Analysis:**	**2/21/13 07:03 PM**

Compound	Rpt. Limit (ppbv)	Amount (ppbv)	Rpt. Limit (ug/m3)	Amount (ug/m3)
Freon 12	5.5	Not Detected	27	Not Detected
Freon 114	5.5	Not Detected	38	Not Detected
Chloromethane	55	Not Detected	110	Not Detected
Vinyl Chloride	5.5	Not Detected	14	Not Detected
1,3-Butadiene	5.5	Not Detected	12	Not Detected
Bromomethane	55	Not Detected	210	Not Detected
Chloroethane	22	Not Detected	58	Not Detected
Freon 11	5.5	Not Detected	31	Not Detected
Ethanol	22	21 J	41	40 J
Freon 113	5.5	Not Detected	42	Not Detected
1,1-Dichloroethene	5.5	Not Detected	22	Not Detected
Acetone	55	14 J	130	34 J
2-Propanol	22	10 J	54	26 J
Carbon Disulfide	22	9.3 J	68	29 J
3-Chloropropene	22	Not Detected	69	Not Detected
Methylene Chloride	55	Not Detected	190	Not Detected
Methyl tert-butyl ether	5.5	Not Detected	20	Not Detected
trans-1,2-Dichloroethene	5.5	Not Detected	22	Not Detected
Hexane	5.5	120	19	410
1,1-Dichloroethane	5.5	Not Detected	22	Not Detected
2-Butanone (Methyl Ethyl Ketone)	22	Not Detected	65	Not Detected
cis-1,2-Dichloroethene	5.5	Not Detected	22	Not Detected
Tetrahydrofuran	5.5	Not Detected	16	Not Detected
Chloroform	5.5	Not Detected	27	Not Detected
1,1,1-Trichloroethane	5.5	Not Detected	30	Not Detected
Cyclohexane	5.5	27	19	93
Carbon Tetrachloride	5.5	Not Detected	35	Not Detected
2,2,4-Trimethylpentane	5.5	1400	26	6400
Benzene	5.5	2.4 J	18	7.7 J
1,2-Dichloroethane	5.5	Not Detected	22	Not Detected
Heptane	5.5	31	22	120
Trichloroethene	5.5	Not Detected	30	Not Detected
1,2-Dichloropropane	5.5	Not Detected	25	Not Detected
1,4-Dioxane	22	Not Detected	79	Not Detected
Bromodichloromethane	5.5	Not Detected	37	Not Detected
cis-1,3-Dichloropropene	5.5	Not Detected	25	Not Detected
4-Methyl-2-pentanone	5.5	Not Detected	22	Not Detected
Toluene	5.5	1.5 J	21	5.7 J
trans-1,3-Dichloropropene	5.5	Not Detected	25	Not Detected
1,1,2-Trichloroethane	5.5	Not Detected	30	Not Detected
Tetrachloroethene	5.5	Not Detected	37	Not Detected
2-Hexanone	22	Not Detected	90	Not Detected

eurofins | Air Toxics

Client Sample ID: VMP-15-21.5-020713

Lab ID#: 1302278A-05A

EPA METHOD TO-15 GC/MS FULL SCAN

File Name:	**p022117**	**Date of Collection: 2/7/13 3:27:00 PM**	
Dil. Factor:	**11.0**	**Date of Analysis: 2/21/13 07:03 PM**	

Compound	Rpt. Limit (ppbv)	Amount (ppbv)	Rpt. Limit (ug/m3)	Amount (ug/m3)
Dibromochloromethane	5.5	Not Detected	47	Not Detected
1,2-Dibromoethane (EDB)	5.5	Not Detected	42	Not Detected
Chlorobenzene	5.5	Not Detected	25	Not Detected
Ethyl Benzene	5.5	Not Detected	24	Not Detected
m,p-Xylene	5.5	Not Detected	24	Not Detected
o-Xylene	5.5	Not Detected	24	Not Detected
Styrene	5.5	Not Detected	23	Not Detected
Bromoform	5.5	Not Detected	57	Not Detected
Cumene	5.5	Not Detected	27	Not Detected
1,1,2,2-Tetrachloroethane	5.5	Not Detected	38	Not Detected
Propylbenzene	5.5	Not Detected	27	Not Detected
4-Ethyltoluene	5.5	Not Detected	27	Not Detected
1,3,5-Trimethylbenzene	5.5	Not Detected	27	Not Detected
1,2,4-Trimethylbenzene	5.5	Not Detected	27	Not Detected
1,3-Dichlorobenzene	5.5	Not Detected	33	Not Detected
1,4-Dichlorobenzene	5.5	Not Detected	33	Not Detected
alpha-Chlorotoluene	5.5	Not Detected	28	Not Detected
1,2-Dichlorobenzene	5.5	Not Detected	33	Not Detected
1,2,4-Trichlorobenzene	22	Not Detected	160	Not Detected
Hexachlorobutadiene	22	Not Detected	230	Not Detected
Butane	22	170	52	400
Isopentane	22	300	65	900

J = Estimated value.

Container Type: 1 Liter Summa Canister

Surrogates	%Recovery	Method Limits
Toluene-d8	97	70-130
1,2-Dichloroethane-d4	89	70-130
4-Bromofluorobenzene	93	70-130

eurofins | Air Toxics

Client Sample ID: VMP-15-25.5-021213

Lab ID#: 1302278A-06A

EPA METHOD TO-15 GC/MS

File Name:	**14021938**	**Date of Collection:**	**2/12/13 2:49:00 PM**
Dil. Factor:	**8.97**	**Date of Analysis:**	**2/20/13 12:14 PM**

Compound	Rpt. Limit (ppbv)	Amount (ppbv)	Rpt. Limit (ug/m3)	Amount (ug/m3)
Freon 12	45	Not Detected	220	Not Detected
Freon 114	45	Not Detected	310	Not Detected
Chloromethane	180	Not Detected	370	Not Detected
Vinyl Chloride	45	Not Detected	110	Not Detected
1,3-Butadiene	45	Not Detected	99	Not Detected
Bromomethane	45	Not Detected	170	Not Detected
Chloroethane	180	Not Detected	470	Not Detected
Freon 11	45	Not Detected	250	Not Detected
Ethanol	180	Not Detected	340	Not Detected
Freon 113	45	Not Detected	340	Not Detected
1,1-Dichloroethene	45	Not Detected	180	Not Detected
Acetone	180	Not Detected	430	Not Detected
2-Propanol	180	Not Detected	440	Not Detected
Carbon Disulfide	45	Not Detected	140	Not Detected
3-Chloropropene	180	Not Detected	560	Not Detected
Methylene Chloride	45	66	160	230
Methyl tert-butyl ether	45	Not Detected	160	Not Detected
trans-1,2-Dichloroethene	45	Not Detected	180	Not Detected
Hexane	45	Not Detected	160	Not Detected
1,1-Dichloroethane	45	Not Detected	180	Not Detected
2-Butanone (Methyl Ethyl Ketone)	180	Not Detected	530	Not Detected
cis-1,2-Dichloroethene	45	Not Detected	180	Not Detected
Tetrahydrofuran	45	Not Detected	130	Not Detected
Chloroform	45	Not Detected	220	Not Detected
1,1,1-Trichloroethane	45	Not Detected	240	Not Detected
Cyclohexane	45	Not Detected	150	Not Detected
Carbon Tetrachloride	45	Not Detected	280	Not Detected
2,2,4-Trimethylpentane	45	31000	210	140000
Benzene	45	Not Detected	140	Not Detected
1,2-Dichloroethane	45	Not Detected	180	Not Detected
Heptane	45	Not Detected	180	Not Detected
Trichloroethene	45	Not Detected	240	Not Detected
1,2-Dichloropropane	45	Not Detected	210	Not Detected
1,4-Dioxane	180	Not Detected	650	Not Detected
Bromodichloromethane	45	Not Detected	300	Not Detected
cis-1,3-Dichloropropene	45	Not Detected	200	Not Detected
4-Methyl-2-pentanone	180	Not Detected	730	Not Detected
Toluene	45	Not Detected	170	Not Detected
trans-1,3-Dichloropropene	45	Not Detected	200	Not Detected
1,1,2-Trichloroethane	45	Not Detected	240	Not Detected
Tetrachloroethene	45	Not Detected	300	Not Detected
2-Hexanone	180	Not Detected	730	Not Detected

eurofins | Air Toxics

Client Sample ID: VMP-15-25.5-021213

Lab ID#: 1302278A-06A

EPA METHOD TO-15 GC/MS

File Name:	**14021938**	**Date of Collection: 2/12/13 2:49:00 PM**	
Dil. Factor:	**8.97**	**Date of Analysis: 2/20/13 12:14 PM**	

Compound	Rpt. Limit (ppbv)	Amount (ppbv)	Rpt. Limit (ug/m3)	Amount (ug/m3)
Dibromochloromethane	45	Not Detected	380	Not Detected
1,2-Dibromoethane (EDB)	45	Not Detected	340	Not Detected
Chlorobenzene	45	Not Detected	210	Not Detected
Ethyl Benzene	45	Not Detected	190	Not Detected
m,p-Xylene	45	17 J	190	74 J
o-Xylene	45	8.7 J	190	38 J
Styrene	45	Not Detected	190	Not Detected
Bromoform	45	Not Detected	460	Not Detected
Cumene	45	14 J	220	70 J
1,1,2,2-Tetrachloroethane	45	Not Detected	310	Not Detected
Propylbenzene	45	Not Detected	220	Not Detected
4-Ethyltoluene	45	Not Detected	220	Not Detected
1,3,5-Trimethylbenzene	45	Not Detected	220	Not Detected
1,2,4-Trimethylbenzene	45	11 J	220	54 J
1,3-Dichlorobenzene	45	Not Detected	270	Not Detected
1,4-Dichlorobenzene	45	Not Detected	270	Not Detected
alpha-Chlorotoluene	45	Not Detected	230	Not Detected
1,2-Dichlorobenzene	45	Not Detected	270	Not Detected
1,2,4-Trichlorobenzene	180	Not Detected	1300	Not Detected
Hexachlorobutadiene	180	Not Detected	1900	Not Detected
Butane	180	1000	430	2400
Isopentane	180	12000	530	37000

J = Estimated value.

Container Type: 1 Liter Summa Canister

Surrogates	%Recovery	Method Limits
1,2-Dichloroethane-d4	125	70-130
Toluene-d8	103	70-130
4-Bromofluorobenzene	99	70-130

eurofins | Air Toxics

Client Sample ID: VMP-15-29-021213
Lab ID#: 1302278A-07A
EPA METHOD TO-15 GC/MS

* USE THIS RESULT ONLY. ALL OTHER RESULTS REPORTED IN 5.38X DILUTION ANALYSIS.

File Name:	**14021941**	**Date of Collection:**	**2/12/13 3:37:00 PM**
Dil. Factor:	**8.97**	**Date of Analysis:**	**2/20/13 02:26 PM**

Compound	Rpt. Limit (ppbv)	Amount (ppbv)	Rpt. Limit (ug/m3)	Amount (ug/m3)
Freon 12	45	Not Detected	220	Not Detected
Freon 114	45	Not Detected	310	Not Detected
Chloromethane	180	Not Detected	370	Not Detected
Vinyl Chloride	45	Not Detected	110	Not Detected
1,3-Butadiene	45	Not Detected	99	Not Detected
Bromomethane	45	Not Detected	170	Not Detected
Chloroethane	180	Not Detected	470	Not Detected
Freon 11	45	Not Detected	250	Not Detected
Ethanol	180	Not Detected	340	Not Detected
Freon 113	45	Not Detected	340	Not Detected
1,1-Dichloroethene	45	Not Detected	180	Not Detected
Acetone	180	90 J	430	210 J
2-Propanol	180	Not Detected	440	Not Detected
Carbon Disulfide	45	Not Detected	140	Not Detected
3-Chloropropene	180	Not Detected	560	Not Detected
Methylene Chloride	45	28 J	160	96 J
Methyl tert-butyl ether	45	Not Detected	160	Not Detected
trans-1,2-Dichloroethene	45	Not Detected	180	Not Detected
Hexane	45	Not Detected	160	Not Detected
1,1-Dichloroethane	45	Not Detected	180	Not Detected
2-Butanone (Methyl Ethyl Ketone)	180	Not Detected	530	Not Detected
cis-1,2-Dichloroethene	45	Not Detected	180	Not Detected
Tetrahydrofuran	45	Not Detected	130	Not Detected
Chloroform	45	Not Detected	220	Not Detected
1,1,1-Trichloroethane	45	Not Detected	240	Not Detected
Cyclohexane	45	Not Detected	150	Not Detected
Carbon Tetrachloride	45	Not Detected	280	Not Detected
* 2,2,4-Trimethylpentane	45	23000	210	110000
Benzene	45	Not Detected	140	Not Detected
1,2-Dichloroethane	45	Not Detected	180	Not Detected
Heptane	45	Not Detected	180	Not Detected
Trichloroethene	45	Not Detected	240	Not Detected
1,2-Dichloropropane	45	Not Detected	210	Not Detected
1,4-Dioxane	180	Not Detected	650	Not Detected
Bromodichloromethane	45	Not Detected	300	Not Detected
cis-1,3-Dichloropropene	45	Not Detected	200	Not Detected
4-Methyl-2-pentanone	180	Not Detected	730	Not Detected
Toluene	45	Not Detected	170	Not Detected
trans-1,3-Dichloropropene	45	Not Detected	200	Not Detected
1,1,2-Trichloroethane	45	Not Detected	240	Not Detected
Tetrachloroethene	45	Not Detected	300	Not Detected
2-Hexanone	180	Not Detected	730	Not Detected

eurofins | Air Toxics

Client Sample ID: VMP-15-29-021213
Lab ID#: 1302278A-07A
EPA METHOD TO-15 GC/MS

File Name:	**14021941**	**Date of Collection: 2/12/13 3:37:00 PM**	
Dil. Factor:	**8.97**	**Date of Analysis: 2/20/13 02:26 PM**	

Compound	Rpt. Limit (ppbv)	Amount (ppbv)	Rpt. Limit (ug/m3)	Amount (ug/m3)
Dibromochloromethane	45	Not Detected	380	Not Detected
1,2-Dibromoethane (EDB)	45	Not Detected	340	Not Detected
Chlorobenzene	45	Not Detected	210	Not Detected
Ethyl Benzene	45	Not Detected	190	Not Detected
m,p-Xylene	45	Not Detected	190	Not Detected
o-Xylene	45	Not Detected	190	Not Detected
Styrene	45	Not Detected	190	Not Detected
Bromoform	45	Not Detected	460	Not Detected
Cumene	45	Not Detected	220	Not Detected
1,1,2,2-Tetrachloroethane	45	Not Detected	310	Not Detected
Propylbenzene	45	Not Detected	220	Not Detected
4-Ethyltoluene	45	Not Detected	220	Not Detected
1,3,5-Trimethylbenzene	45	Not Detected	220	Not Detected
1,2,4-Trimethylbenzene	45	Not Detected	220	Not Detected
1,3-Dichlorobenzene	45	Not Detected	270	Not Detected
1,4-Dichlorobenzene	45	Not Detected	270	Not Detected
alpha-Chlorotoluene	45	Not Detected	230	Not Detected
1,2-Dichlorobenzene	45	Not Detected	270	Not Detected
1,2,4-Trichlorobenzene	180	Not Detected	1300	Not Detected
Hexachlorobutadiene	180	Not Detected	1900	Not Detected
Butane	180	640	430	1500
Isopentane	180	12000	530	37000

J = Estimated value.

Container Type: 1 Liter Summa Canister

Surrogates	%Recovery	Method Limits
1,2-Dichloroethane-d4	114	70-130
Toluene-d8	102	70-130
4-Bromofluorobenzene	98	70-130

eurofins | Air Toxics

Client Sample ID: VMP-15-29-021213
Lab ID#: 1302278A-07B
EPA METHOD TO-15 GC/MS

* DO NOT USE THIS RESULT. USE ALL OTHER DATA.

File Name:	**14021939**	**Date of Collection:**	**2/12/13 3:37:00 PM**
Dil. Factor:	**5.38**	**Date of Analysis:**	**2/20/13 01:11 PM**

Compound	Rpt. Limit (ppbv)	Amount (ppbv)	Rpt. Limit (ug/m3)	Amount (ug/m3)
Freon 12	27	Not Detected	130	Not Detected
Freon 114	27	Not Detected	190	Not Detected
Chloromethane	110	Not Detected	220	Not Detected
Vinyl Chloride	27	Not Detected	69	Not Detected
1,3-Butadiene	27	Not Detected	60	Not Detected
Bromomethane	27	Not Detected	100	Not Detected
Chloroethane	110	Not Detected	280	Not Detected
Freon 11	27	Not Detected	150	Not Detected
Ethanol	110	Not Detected	200	Not Detected
Freon 113	27	Not Detected	210	Not Detected
1,1-Dichloroethene	27	Not Detected	110	Not Detected
Acetone	110	110	260	260
2-Propanol	110	Not Detected	260	Not Detected
Carbon Disulfide	27	Not Detected	84	Not Detected
3-Chloropropene	110	Not Detected	340	Not Detected
Methylene Chloride	27	Not Detected	93	Not Detected
Methyl tert-butyl ether	27	Not Detected	97	Not Detected
trans-1,2-Dichloroethene	27	Not Detected	110	Not Detected
Hexane	27	Not Detected	95	Not Detected
1,1-Dichloroethane	27	Not Detected	110	Not Detected
2-Butanone (Methyl Ethyl Ketone)	110	Not Detected	320	Not Detected
cis-1,2-Dichloroethene	27	Not Detected	110	Not Detected
Tetrahydrofuran	27	Not Detected	79	Not Detected
Chloroform	27	Not Detected	130	Not Detected
1,1,1-Trichloroethane	27	Not Detected	150	Not Detected
Cyclohexane	27	Not Detected	92	Not Detected
Carbon Tetrachloride	27	Not Detected	170	Not Detected
* ~~2,2,4-Trimethylpentane~~	~~27~~	~~30000 E~~	~~120~~	~~140000 E~~
Benzene	27	Not Detected	86	Not Detected
1,2-Dichloroethane	27	Not Detected	110	Not Detected
Heptane	27	Not Detected	110	Not Detected
Trichloroethene	27	Not Detected	140	Not Detected
1,2-Dichloropropane	27	Not Detected	120	Not Detected
1,4-Dioxane	110	Not Detected	390	Not Detected
Bromodichloromethane	27	Not Detected	180	Not Detected
cis-1,3-Dichloropropene	27	Not Detected	120	Not Detected
4-Methyl-2-pentanone	110	Not Detected	440	Not Detected
Toluene	27	Not Detected	100	Not Detected
trans-1,3-Dichloropropene	27	Not Detected	120	Not Detected
1,1,2-Trichloroethane	27	Not Detected	150	Not Detected
Tetrachloroethene	27	Not Detected	180	Not Detected
2-Hexanone	110	Not Detected	440	Not Detected

eurofins | Air Toxics

Client Sample ID: VMP-15-29-021213

Lab ID#: 1302278A-07B

EPA METHOD TO-15 GC/MS

File Name:	**14021939**	**Date of Collection: 2/12/13 3:37:00 PM**	
Dil. Factor:	**5.38**	**Date of Analysis: 2/20/13 01:11 PM**	

Compound	Rpt. Limit (ppbv)	Amount (ppbv)	Rpt. Limit (ug/m3)	Amount (ug/m3)
Dibromochloromethane	27	Not Detected	230	Not Detected
1,2-Dibromoethane (EDB)	27	Not Detected	210	Not Detected
Chlorobenzene	27	Not Detected	120	Not Detected
Ethyl Benzene	27	Not Detected	120	Not Detected
m,p-Xylene	27	Not Detected	120	Not Detected
o-Xylene	27	Not Detected	120	Not Detected
Styrene	27	Not Detected	110	Not Detected
Bromoform	27	Not Detected	280	Not Detected
Cumene	27	Not Detected	130	Not Detected
1,1,2,2-Tetrachloroethane	27	Not Detected	180	Not Detected
Propylbenzene	27	Not Detected	130	Not Detected
4-Ethyltoluene	27	Not Detected	130	Not Detected
1,3,5-Trimethylbenzene	27	Not Detected	130	Not Detected
1,2,4-Trimethylbenzene	27	Not Detected	130	Not Detected
1,3-Dichlorobenzene	27	Not Detected	160	Not Detected
1,4-Dichlorobenzene	27	Not Detected	160	Not Detected
alpha-Chlorotoluene	27	Not Detected	140	Not Detected
1,2-Dichlorobenzene	27	Not Detected	160	Not Detected
1,2,4-Trichlorobenzene	110	Not Detected	800	Not Detected
Hexachlorobutadiene	110	Not Detected	1100	Not Detected
Butane	110	830	260	2000
Isopentane	110	16000	320	48000

E = Exceeds instrument calibration range.

Container Type: 1 Liter Summa Canister

Surrogates	%Recovery	Method Limits
1,2-Dichloroethane-d4	128	70-130
Toluene-d8	105	70-130
4-Bromofluorobenzene	99	70-130

eurofins | Air Toxics

Client Sample ID: VMP-31-20-021113

Lab ID#: 1302278A-08A

EPA METHOD TO-15 GC/MS

File Name:	**14021940**	**Date of Collection:**	**2/11/13 12:05:00 PM**
Dil. Factor:	**3.94**	**Date of Analysis:**	**2/20/13 01:30 PM**

Compound	Rpt. Limit (ppbv)	Amount (ppbv)	Rpt. Limit (ug/m3)	Amount (ug/m3)
Freon 12	20	Not Detected	97	Not Detected
Freon 114	20	Not Detected	140	Not Detected
Chloromethane	79	Not Detected	160	Not Detected
Vinyl Chloride	20	Not Detected	50	Not Detected
1,3-Butadiene	20	Not Detected	44	Not Detected
Bromomethane	20	Not Detected	76	Not Detected
Chloroethane	79	Not Detected	210	Not Detected
Freon 11	20	Not Detected	110	Not Detected
Ethanol	79	220	150	420
Freon 113	20	Not Detected	150	Not Detected
1,1-Dichloroethene	20	Not Detected	78	Not Detected
Acetone	79	19 J	190	45 J
2-Propanol	79	20 J	190	49 J
Carbon Disulfide	20	Not Detected	61	Not Detected
3-Chloropropene	79	Not Detected	250	Not Detected
Methylene Chloride	20	Not Detected	68	Not Detected
Methyl tert-butyl ether	20	Not Detected	71	Not Detected
trans-1,2-Dichloroethene	20	Not Detected	78	Not Detected
Hexane	20	Not Detected	69	Not Detected
1,1-Dichloroethane	20	Not Detected	80	Not Detected
2-Butanone (Methyl Ethyl Ketone)	79	Not Detected	230	Not Detected
cis-1,2-Dichloroethene	20	Not Detected	78	Not Detected
Tetrahydrofuran	20	Not Detected	58	Not Detected
Chloroform	20	Not Detected	96	Not Detected
1,1,1-Trichloroethane	20	Not Detected	110	Not Detected
Cyclohexane	20	Not Detected	68	Not Detected
Carbon Tetrachloride	20	Not Detected	120	Not Detected
2,2,4-Trimethylpentane	20	18000	92	87000
Benzene	20	Not Detected	63	Not Detected
1,2-Dichloroethane	20	Not Detected	80	Not Detected
Heptane	20	Not Detected	81	Not Detected
Trichloroethene	20	Not Detected	100	Not Detected
1,2-Dichloropropane	20	Not Detected	91	Not Detected
1,4-Dioxane	79	14 J	280	50 J
Bromodichloromethane	20	Not Detected	130	Not Detected
cis-1,3-Dichloropropene	20	Not Detected	89	Not Detected
4-Methyl-2-pentanone	79	Not Detected	320	Not Detected
Toluene	20	Not Detected	74	Not Detected
trans-1,3-Dichloropropene	20	Not Detected	89	Not Detected
1,1,2-Trichloroethane	20	Not Detected	110	Not Detected
Tetrachloroethene	20	Not Detected	130	Not Detected
2-Hexanone	79	Not Detected	320	Not Detected

eurofins | Air Toxics

Client Sample ID: VMP-31-20-021113

Lab ID#: 1302278A-08A

EPA METHOD TO-15 GC/MS

File Name:	**14021940**	**Date of Collection:**	**2/11/13 12:05:00 PM**
Dil. Factor:	**3.94**	**Date of Analysis:**	**2/20/13 01:30 PM**

Compound	Rpt. Limit (ppbv)	Amount (ppbv)	Rpt. Limit (ug/m3)	Amount (ug/m3)
Dibromochloromethane	20	Not Detected	170	Not Detected
1,2-Dibromoethane (EDB)	20	Not Detected	150	Not Detected
Chlorobenzene	20	Not Detected	91	Not Detected
Ethyl Benzene	20	Not Detected	86	Not Detected
m,p-Xylene	20	Not Detected	86	Not Detected
o-Xylene	20	Not Detected	86	Not Detected
Styrene	20	Not Detected	84	Not Detected
Bromoform	20	Not Detected	200	Not Detected
Cumene	20	Not Detected	97	Not Detected
1,1,2,2-Tetrachloroethane	20	Not Detected	140	Not Detected
Propylbenzene	20	Not Detected	97	Not Detected
4-Ethyltoluene	20	Not Detected	97	Not Detected
1,3,5-Trimethylbenzene	20	Not Detected	97	Not Detected
1,2,4-Trimethylbenzene	20	Not Detected	97	Not Detected
1,3-Dichlorobenzene	20	Not Detected	120	Not Detected
1,4-Dichlorobenzene	20	Not Detected	120	Not Detected
alpha-Chlorotoluene	20	Not Detected	100	Not Detected
1,2-Dichlorobenzene	20	Not Detected	120	Not Detected
1,2,4-Trichlorobenzene	79	Not Detected	580	Not Detected
Hexachlorobutadiene	79	Not Detected	840	Not Detected
Butane	79	650	190	1500
Isopentane	79	4300	230	13000

J = Estimated value.

Container Type: 1 Liter Summa Canister

Surrogates	%Recovery	Method Limits
1,2-Dichloroethane-d4	118	70-130
Toluene-d8	104	70-130
4-Bromofluorobenzene	98	70-130

eurofins | Air Toxics

Client Sample ID: VMP-31-30-021113

Lab ID#: 1302278A-09A

EPA METHOD TO-15 GC/MS

File Name:	**14021942**	**Date of Collection:**	**2/11/13 2:33:00 PM**
Dil. Factor:	**282**	**Date of Analysis:**	**2/20/13 02:58 PM**

Compound	Rpt. Limit (ppbv)	Amount (ppbv)	Rpt. Limit (ug/m3)	Amount (ug/m3)
Freon 12	1400	Not Detected	7000	Not Detected
Freon 114	1400	Not Detected	9800	Not Detected
Chloromethane	5600	Not Detected	12000	Not Detected
Vinyl Chloride	1400	Not Detected	3600	Not Detected
1,3-Butadiene	1400	Not Detected	3100	Not Detected
Bromomethane	1400	Not Detected	5500	Not Detected
Chloroethane	5600	Not Detected	15000	Not Detected
Freon 11	1400	Not Detected	7900	Not Detected
Ethanol	5600	Not Detected	11000	Not Detected
Freon 113	1400	Not Detected	11000	Not Detected
1,1-Dichloroethene	1400	Not Detected	5600	Not Detected
Acetone	5600	Not Detected	13000	Not Detected
2-Propanol	5600	Not Detected	14000	Not Detected
Carbon Disulfide	1400	Not Detected	4400	Not Detected
3-Chloropropene	5600	Not Detected	18000	Not Detected
Methylene Chloride	1400	Not Detected	4900	Not Detected
Methyl tert-butyl ether	1400	Not Detected	5100	Not Detected
trans-1,2-Dichloroethene	1400	Not Detected	5600	Not Detected
Hexane	1400	Not Detected	5000	Not Detected
1,1-Dichloroethane	1400	Not Detected	5700	Not Detected
2-Butanone (Methyl Ethyl Ketone)	5600	880 J	17000	2600 J
cis-1,2-Dichloroethene	1400	Not Detected	5600	Not Detected
Tetrahydrofuran	1400	Not Detected	4200	Not Detected
Chloroform	1400	Not Detected	6900	Not Detected
1,1,1-Trichloroethane	1400	Not Detected	7700	Not Detected
Cyclohexane	1400	Not Detected	4800	Not Detected
Carbon Tetrachloride	1400	Not Detected	8900	Not Detected
2,2,4-Trimethylpentane	1400	84000	6600	400000
Benzene	1400	Not Detected	4500	Not Detected
1,2-Dichloroethane	1400	Not Detected	5700	Not Detected
Heptane	1400	Not Detected	5800	Not Detected
Trichloroethene	1400	Not Detected	7600	Not Detected
1,2-Dichloropropane	1400	Not Detected	6500	Not Detected
1,4-Dioxane	5600	Not Detected	20000	Not Detected
Bromodichloromethane	1400	Not Detected	9400	Not Detected
cis-1,3-Dichloropropene	1400	Not Detected	6400	Not Detected
4-Methyl-2-pentanone	5600	Not Detected	23000	Not Detected
Toluene	1400	410 J	5300	1600 J
trans-1,3-Dichloropropene	1400	Not Detected	6400	Not Detected
1,1,2-Trichloroethane	1400	Not Detected	7700	Not Detected
Tetrachloroethene	1400	Not Detected	9600	Not Detected
2-Hexanone	5600	Not Detected	23000	Not Detected

eurofins | Air Toxics

Client Sample ID: VMP-31-30-021113

Lab ID#: 1302278A-09A

EPA METHOD TO-15 GC/MS

File Name:	**14021942**	**Date of Collection: 2/11/13 2:33:00 PM**	
Dil. Factor:	**282**	**Date of Analysis: 2/20/13 02:58 PM**	

Compound	Rpt. Limit (ppbv)	Amount (ppbv)	Rpt. Limit (ug/m3)	Amount (ug/m3)
Dibromochloromethane	1400	Not Detected	12000	Not Detected
1,2-Dibromoethane (EDB)	1400	Not Detected	11000	Not Detected
Chlorobenzene	1400	Not Detected	6500	Not Detected
Ethyl Benzene	1400	Not Detected	6100	Not Detected
m,p-Xylene	1400	490 J	6100	2100 J
o-Xylene	1400	1700	6100	7200
Styrene	1400	Not Detected	6000	Not Detected
Bromoform	1400	Not Detected	14000	Not Detected
Cumene	1400	Not Detected	6900	Not Detected
1,1,2,2-Tetrachloroethane	1400	Not Detected	9700	Not Detected
Propylbenzene	1400	Not Detected	6900	Not Detected
4-Ethyltoluene	1400	Not Detected	6900	Not Detected
1,3,5-Trimethylbenzene	1400	Not Detected	6900	Not Detected
1,2,4-Trimethylbenzene	1400	Not Detected	6900	Not Detected
1,3-Dichlorobenzene	1400	Not Detected	8500	Not Detected
1,4-Dichlorobenzene	1400	Not Detected	8500	Not Detected
alpha-Chlorotoluene	1400	Not Detected	7300	Not Detected
1,2-Dichlorobenzene	1400	Not Detected	8500	Not Detected
1,2,4-Trichlorobenzene	5600	Not Detected	42000	Not Detected
Hexachlorobutadiene	5600	Not Detected	60000	Not Detected
Butane	5600	440000	13000	1000000
Isopentane	5600	470000	17000	1400000

J = Estimated value.

Container Type: 1 Liter Summa Canister

Surrogates	%Recovery	Method Limits
1,2-Dichloroethane-d4	105	70-130
Toluene-d8	98	70-130
4-Bromofluorobenzene	97	70-130

eurofins | Air Toxics

Client Sample ID: VMP-32-30-020513

Lab ID#: 1302278A-10A

EPA METHOD TO-15 GC/MS

File Name:	**14021906**	**Date of Collection:**	**2/5/13 11:41:00 AM**
Dil. Factor:	**11.3**	**Date of Analysis:**	**2/19/13 10:41 AM**

Compound	Rpt. Limit (ppbv)	Amount (ppbv)	Rpt. Limit (ug/m3)	Amount (ug/m3)
Freon 12	56	Not Detected	280	Not Detected
Freon 114	56	Not Detected	390	Not Detected
Chloromethane	230	Not Detected	470	Not Detected
Vinyl Chloride	56	Not Detected	140	Not Detected
1,3-Butadiene	56	Not Detected	120	Not Detected
Bromomethane	56	Not Detected	220	Not Detected
Chloroethane	230	Not Detected	600	Not Detected
Freon 11	56	Not Detected	320	Not Detected
Ethanol	230	Not Detected	420	Not Detected
Freon 113	56	Not Detected	430	Not Detected
1,1-Dichloroethene	56	Not Detected	220	Not Detected
Acetone	230	Not Detected	540	Not Detected
2-Propanol	230	Not Detected	560	Not Detected
Carbon Disulfide	56	Not Detected	180	Not Detected
3-Chloropropene	230	Not Detected	710	Not Detected
Methylene Chloride	56	29 J	200	100 J
Methyl tert-butyl ether	56	Not Detected	200	Not Detected
trans-1,2-Dichloroethene	56	Not Detected	220	Not Detected
Hexane	56	Not Detected	200	Not Detected
1,1-Dichloroethane	56	Not Detected	230	Not Detected
2-Butanone (Methyl Ethyl Ketone)	230	Not Detected	670	Not Detected
cis-1,2-Dichloroethene	56	Not Detected	220	Not Detected
Tetrahydrofuran	56	Not Detected	170	Not Detected
Chloroform	56	Not Detected	280	Not Detected
1,1,1-Trichloroethane	56	Not Detected	310	Not Detected
Cyclohexane	56	Not Detected	190	Not Detected
Carbon Tetrachloride	56	Not Detected	360	Not Detected
2,2,4-Trimethylpentane	56	30000	260	140000
Benzene	56	Not Detected	180	Not Detected
1,2-Dichloroethane	56	Not Detected	230	Not Detected
Heptane	56	Not Detected	230	Not Detected
Trichloroethene	56	Not Detected	300	Not Detected
1,2-Dichloropropane	56	Not Detected	260	Not Detected
1,4-Dioxane	230	Not Detected	810	Not Detected
Bromodichloromethane	56	Not Detected	380	Not Detected
cis-1,3-Dichloropropene	56	Not Detected	260	Not Detected
4-Methyl-2-pentanone	230	Not Detected	920	Not Detected
Toluene	56	Not Detected	210	Not Detected
trans-1,3-Dichloropropene	56	Not Detected	260	Not Detected
1,1,2-Trichloroethane	56	Not Detected	310	Not Detected
Tetrachloroethene	56	Not Detected	380	Not Detected
2-Hexanone	230	Not Detected	920	Not Detected

eurofins | Air Toxics

Client Sample ID: VMP-32-30-020513

Lab ID#: 1302278A-10A

EPA METHOD TO-15 GC/MS

File Name:	**14021906**	**Date of Collection:**	**2/5/13 11:41:00 AM**
Dil. Factor:	**11.3**	**Date of Analysis:**	**2/19/13 10:41 AM**

Compound	Rpt. Limit (ppbv)	Amount (ppbv)	Rpt. Limit (ug/m3)	Amount (ug/m3)
Dibromochloromethane	56	Not Detected	480	Not Detected
1,2-Dibromoethane (EDB)	56	Not Detected	430	Not Detected
Chlorobenzene	56	Not Detected	260	Not Detected
Ethyl Benzene	56	Not Detected	240	Not Detected
m,p-Xylene	56	Not Detected	240	Not Detected
o-Xylene	56	Not Detected	240	Not Detected
Styrene	56	Not Detected	240	Not Detected
Bromoform	56	Not Detected	580	Not Detected
Cumene	56	Not Detected	280	Not Detected
1,1,2,2-Tetrachloroethane	56	Not Detected	390	Not Detected
Propylbenzene	56	Not Detected	280	Not Detected
4-Ethyltoluene	56	Not Detected	280	Not Detected
1,3,5-Trimethylbenzene	56	Not Detected	280	Not Detected
1,2,4-Trimethylbenzene	56	Not Detected	280	Not Detected
1,3-Dichlorobenzene	56	Not Detected	340	Not Detected
1,4-Dichlorobenzene	56	Not Detected	340	Not Detected
alpha-Chlorotoluene	56	Not Detected	290	Not Detected
1,2-Dichlorobenzene	56	Not Detected	340	Not Detected
1,2,4-Trichlorobenzene	230	Not Detected	1700	Not Detected
Hexachlorobutadiene	230	Not Detected	2400	Not Detected
Butane	230	Not Detected	540	Not Detected
Isopentane	230	63 J	670	180 J

J = Estimated value.

Container Type: 1 Liter Summa Canister

Surrogates	%Recovery	Method Limits
1,2-Dichloroethane-d4	118	70-130
Toluene-d8	101	70-130
4-Bromofluorobenzene	100	70-130

eurofins | Air Toxics

Client Sample ID: Lab Blank
Lab ID#: 1302278A-11A
EPA METHOD TO-15 GC/MS

File Name:	**14021905a**	**Date of Collection: NA**	
Dil. Factor:	**1.00**	**Date of Analysis: 2/19/13 09:49 AM**	

Compound	Rpt. Limit (ppbv)	Amount (ppbv)	Rpt. Limit (ug/m3)	Amount (ug/m3)
Freon 12	5.0	Not Detected	25	Not Detected
Freon 114	5.0	Not Detected	35	Not Detected
Chloromethane	20	Not Detected	41	Not Detected
Vinyl Chloride	5.0	Not Detected	13	Not Detected
1,3-Butadiene	5.0	0.74 J	11	1.6 J
Bromomethane	5.0	Not Detected	19	Not Detected
Chloroethane	20	Not Detected	53	Not Detected
Freon 11	5.0	Not Detected	28	Not Detected
Ethanol	20	Not Detected	38	Not Detected
Freon 113	5.0	Not Detected	38	Not Detected
1,1-Dichloroethene	5.0	Not Detected	20	Not Detected
Acetone	20	Not Detected	48	Not Detected
2-Propanol	20	Not Detected	49	Not Detected
Carbon Disulfide	5.0	Not Detected	16	Not Detected
3-Chloropropene	20	Not Detected	63	Not Detected
Methylene Chloride	5.0	1.7 J	17	6.0 J
Methyl tert-butyl ether	5.0	Not Detected	18	Not Detected
trans-1,2-Dichloroethene	5.0	Not Detected	20	Not Detected
Hexane	5.0	Not Detected	18	Not Detected
1,1-Dichloroethane	5.0	Not Detected	20	Not Detected
2-Butanone (Methyl Ethyl Ketone)	20	Not Detected	59	Not Detected
cis-1,2-Dichloroethene	5.0	Not Detected	20	Not Detected
Tetrahydrofuran	5.0	Not Detected	15	Not Detected
Chloroform	5.0	Not Detected	24	Not Detected
1,1,1-Trichloroethane	5.0	Not Detected	27	Not Detected
Cyclohexane	5.0	Not Detected	17	Not Detected
Carbon Tetrachloride	5.0	Not Detected	31	Not Detected
2,2,4-Trimethylpentane	5.0	Not Detected	23	Not Detected
Benzene	5.0	Not Detected	16	Not Detected
1,2-Dichloroethane	5.0	Not Detected	20	Not Detected
Heptane	5.0	Not Detected	20	Not Detected
Trichloroethene	5.0	Not Detected	27	Not Detected
1,2-Dichloropropane	5.0	Not Detected	23	Not Detected
1,4-Dioxane	20	Not Detected	72	Not Detected
Bromodichloromethane	5.0	Not Detected	34	Not Detected
cis-1,3-Dichloropropene	5.0	Not Detected	23	Not Detected
4-Methyl-2-pentanone	20	Not Detected	82	Not Detected
Toluene	5.0	Not Detected	19	Not Detected
trans-1,3-Dichloropropene	5.0	Not Detected	23	Not Detected
1,1,2-Trichloroethane	5.0	Not Detected	27	Not Detected
Tetrachloroethene	5.0	Not Detected	34	Not Detected
2-Hexanone	20	Not Detected	82	Not Detected

eurofins | Air Toxics

Client Sample ID: Lab Blank
Lab ID#: 1302278A-11A
EPA METHOD TO-15 GC/MS

File Name:	**14021905a**	**Date of Collection: NA**	
Dil. Factor:	**1.00**	**Date of Analysis: 2/19/13 09:49 AM**	

Compound	Rpt. Limit (ppbv)	Amount (ppbv)	Rpt. Limit (ug/m3)	Amount (ug/m3)
Dibromochloromethane	5.0	Not Detected	42	Not Detected
1,2-Dibromoethane (EDB)	5.0	Not Detected	38	Not Detected
Chlorobenzene	5.0	Not Detected	23	Not Detected
Ethyl Benzene	5.0	Not Detected	22	Not Detected
m,p-Xylene	5.0	Not Detected	22	Not Detected
o-Xylene	5.0	Not Detected	22	Not Detected
Styrene	5.0	Not Detected	21	Not Detected
Bromoform	5.0	Not Detected	52	Not Detected
Cumene	5.0	Not Detected	24	Not Detected
1,1,2,2-Tetrachloroethane	5.0	Not Detected	34	Not Detected
Propylbenzene	5.0	Not Detected	24	Not Detected
4-Ethyltoluene	5.0	Not Detected	24	Not Detected
1,3,5-Trimethylbenzene	5.0	Not Detected	24	Not Detected
1,2,4-Trimethylbenzene	5.0	Not Detected	24	Not Detected
1,3-Dichlorobenzene	5.0	Not Detected	30	Not Detected
1,4-Dichlorobenzene	5.0	Not Detected	30	Not Detected
alpha-Chlorotoluene	5.0	Not Detected	26	Not Detected
1,2-Dichlorobenzene	5.0	Not Detected	30	Not Detected
1,2,4-Trichlorobenzene	20	Not Detected	150	Not Detected
Hexachlorobutadiene	20	Not Detected	210	Not Detected
Butane	20	Not Detected	48	Not Detected
Isopentane	20	Not Detected	59	Not Detected

J = Estimated value.

Container Type: NA - Not Applicable

Surrogates	%Recovery	Method Limits
1,2-Dichloroethane-d4	104	70-130
Toluene-d8	98	70-130
4-Bromofluorobenzene	99	70-130

eurofins | Air Toxics

Client Sample ID: Lab Blank

Lab ID#: 1302278A-11B

EPA METHOD TO-15 GC/MS

File Name:	**14021930a**	**Date of Collection: NA**	
Dil. Factor:	**1.00**	**Date of Analysis: 2/19/13 09:28 PM**	

Compound	Rpt. Limit (ppbv)	Amount (ppbv)	Rpt. Limit (ug/m3)	Amount (ug/m3)
Freon 12	5.0	Not Detected	25	Not Detected
Freon 114	5.0	Not Detected	35	Not Detected
Chloromethane	20	Not Detected	41	Not Detected
Vinyl Chloride	5.0	Not Detected	13	Not Detected
1,3-Butadiene	5.0	Not Detected	11	Not Detected
Bromomethane	5.0	Not Detected	19	Not Detected
Chloroethane	20	Not Detected	53	Not Detected
Freon 11	5.0	Not Detected	28	Not Detected
Ethanol	20	Not Detected	38	Not Detected
Freon 113	5.0	Not Detected	38	Not Detected
1,1-Dichloroethene	5.0	Not Detected	20	Not Detected
Acetone	20	Not Detected	48	Not Detected
2-Propanol	20	Not Detected	49	Not Detected
Carbon Disulfide	5.0	Not Detected	16	Not Detected
3-Chloropropene	20	Not Detected	63	Not Detected
Methylene Chloride	5.0	2.0 J	17	7.1 J
Methyl tert-butyl ether	5.0	Not Detected	18	Not Detected
trans-1,2-Dichloroethene	5.0	Not Detected	20	Not Detected
Hexane	5.0	Not Detected	18	Not Detected
1,1-Dichloroethane	5.0	Not Detected	20	Not Detected
2-Butanone (Methyl Ethyl Ketone)	20	Not Detected	59	Not Detected
cis-1,2-Dichloroethene	5.0	Not Detected	20	Not Detected
Tetrahydrofuran	5.0	Not Detected	15	Not Detected
Chloroform	5.0	Not Detected	24	Not Detected
1,1,1-Trichloroethane	5.0	Not Detected	27	Not Detected
Cyclohexane	5.0	Not Detected	17	Not Detected
Carbon Tetrachloride	5.0	Not Detected	31	Not Detected
2,2,4-Trimethylpentane	5.0	Not Detected	23	Not Detected
Benzene	5.0	Not Detected	16	Not Detected
1,2-Dichloroethane	5.0	Not Detected	20	Not Detected
Heptane	5.0	Not Detected	20	Not Detected
Trichloroethene	5.0	Not Detected	27	Not Detected
1,2-Dichloropropane	5.0	Not Detected	23	Not Detected
1,4-Dioxane	20	Not Detected	72	Not Detected
Bromodichloromethane	5.0	Not Detected	34	Not Detected
cis-1,3-Dichloropropene	5.0	Not Detected	23	Not Detected
4-Methyl-2-pentanone	20	Not Detected	82	Not Detected
Toluene	5.0	Not Detected	19	Not Detected
trans-1,3-Dichloropropene	5.0	Not Detected	23	Not Detected
1,1,2-Trichloroethane	5.0	Not Detected	27	Not Detected
Tetrachloroethene	5.0	Not Detected	34	Not Detected
2-Hexanone	20	Not Detected	82	Not Detected

eurofins | Air Toxics

Client Sample ID: Lab Blank

Lab ID#: 1302278A-11B

EPA METHOD TO-15 GC/MS

File Name:	**14021930a**	**Date of Collection: NA**	
Dil. Factor:	**1.00**	**Date of Analysis: 2/19/13 09:28 PM**	

Compound	Rpt. Limit (ppbv)	Amount (ppbv)	Rpt. Limit (ug/m3)	Amount (ug/m3)
Dibromochloromethane	5.0	Not Detected	42	Not Detected
1,2-Dibromoethane (EDB)	5.0	Not Detected	38	Not Detected
Chlorobenzene	5.0	Not Detected	23	Not Detected
Ethyl Benzene	5.0	Not Detected	22	Not Detected
m,p-Xylene	5.0	Not Detected	22	Not Detected
o-Xylene	5.0	Not Detected	22	Not Detected
Styrene	5.0	Not Detected	21	Not Detected
Bromoform	5.0	Not Detected	52	Not Detected
Cumene	5.0	Not Detected	24	Not Detected
1,1,2,2-Tetrachloroethane	5.0	Not Detected	34	Not Detected
Propylbenzene	5.0	Not Detected	24	Not Detected
4-Ethyltoluene	5.0	Not Detected	24	Not Detected
1,3,5-Trimethylbenzene	5.0	Not Detected	24	Not Detected
1,2,4-Trimethylbenzene	5.0	Not Detected	24	Not Detected
1,3-Dichlorobenzene	5.0	Not Detected	30	Not Detected
1,4-Dichlorobenzene	5.0	Not Detected	30	Not Detected
alpha-Chlorotoluene	5.0	Not Detected	26	Not Detected
1,2-Dichlorobenzene	5.0	Not Detected	30	Not Detected
1,2,4-Trichlorobenzene	20	Not Detected	150	Not Detected
Hexachlorobutadiene	20	Not Detected	210	Not Detected
Butane	20	Not Detected	48	Not Detected
Isopentane	20	Not Detected	59	Not Detected

J = Estimated value.

Container Type: NA - Not Applicable

Surrogates	%Recovery	Method Limits
1,2-Dichloroethane-d4	108	70-130
Toluene-d8	98	70-130
4-Bromofluorobenzene	100	70-130

eurofins | Air Toxics

Client Sample ID: Lab Blank

Lab ID#: 1302278A-11C

EPA METHOD TO-15 GC/MS FULL SCAN

File Name:	**p022106a**	**Date of Collection: NA**	
Dil. Factor:	**1.00**	**Date of Analysis: 2/21/13 11:45 AM**	

Compound	Rpt. Limit (ppbv)	Amount (ppbv)	Rpt. Limit (ug/m3)	Amount (ug/m3)
Freon 12	0.50	Not Detected	2.5	Not Detected
Freon 114	0.50	Not Detected	3.5	Not Detected
Chloromethane	5.0	Not Detected	10	Not Detected
Vinyl Chloride	0.50	Not Detected	1.3	Not Detected
1,3-Butadiene	0.50	Not Detected	1.1	Not Detected
Bromomethane	5.0	Not Detected	19	Not Detected
Chloroethane	2.0	Not Detected	5.3	Not Detected
Freon 11	0.50	Not Detected	2.8	Not Detected
Ethanol	2.0	Not Detected	3.8	Not Detected
Freon 113	0.50	Not Detected	3.8	Not Detected
1,1-Dichloroethene	0.50	Not Detected	2.0	Not Detected
Acetone	5.0	Not Detected	12	Not Detected
2-Propanol	2.0	Not Detected	4.9	Not Detected
Carbon Disulfide	2.0	0.36 J	6.2	1.1 J
3-Chloropropene	2.0	Not Detected	6.3	Not Detected
Methylene Chloride	5.0	0.066 J	17	0.23 J
Methyl tert-butyl ether	0.50	Not Detected	1.8	Not Detected
trans-1,2-Dichloroethene	0.50	Not Detected	2.0	Not Detected
Hexane	0.50	Not Detected	1.8	Not Detected
1,1-Dichloroethane	0.50	Not Detected	2.0	Not Detected
2-Butanone (Methyl Ethyl Ketone)	2.0	Not Detected	5.9	Not Detected
cis-1,2-Dichloroethene	0.50	Not Detected	2.0	Not Detected
Tetrahydrofuran	0.50	Not Detected	1.5	Not Detected
Chloroform	0.50	Not Detected	2.4	Not Detected
1,1,1-Trichloroethane	0.50	Not Detected	2.7	Not Detected
Cyclohexane	0.50	Not Detected	1.7	Not Detected
Carbon Tetrachloride	0.50	Not Detected	3.1	Not Detected
2,2,4-Trimethylpentane	0.50	0.064 J	2.3	0.30 J
Benzene	0.50	Not Detected	1.6	Not Detected
1,2-Dichloroethane	0.50	Not Detected	2.0	Not Detected
Heptane	0.50	Not Detected	2.0	Not Detected
Trichloroethene	0.50	Not Detected	2.7	Not Detected
1,2-Dichloropropane	0.50	Not Detected	2.3	Not Detected
1,4-Dioxane	2.0	Not Detected	7.2	Not Detected
Bromodichloromethane	0.50	Not Detected	3.4	Not Detected
cis-1,3-Dichloropropene	0.50	Not Detected	2.3	Not Detected
4-Methyl-2-pentanone	0.50	Not Detected	2.0	Not Detected
Toluene	0.50	0.039 J	1.9	0.14 J
trans-1,3-Dichloropropene	0.50	Not Detected	2.3	Not Detected
1,1,2-Trichloroethane	0.50	Not Detected	2.7	Not Detected
Tetrachloroethene	0.50	Not Detected	3.4	Not Detected
2-Hexanone	2.0	Not Detected	8.2	Not Detected

eurofins | Air Toxics

Client Sample ID: Lab Blank

Lab ID#: 1302278A-11C

EPA METHOD TO-15 GC/MS FULL SCAN

File Name:	**p022106a**	**Date of Collection: NA**	
Dil. Factor:	**1.00**	**Date of Analysis: 2/21/13 11:45 AM**	

Compound	Rpt. Limit (ppbv)	Amount (ppbv)	Rpt. Limit (ug/m3)	Amount (ug/m3)
Dibromochloromethane	0.50	Not Detected	4.2	Not Detected
1,2-Dibromoethane (EDB)	0.50	Not Detected	3.8	Not Detected
Chlorobenzene	0.50	Not Detected	2.3	Not Detected
Ethyl Benzene	0.50	Not Detected	2.2	Not Detected
m,p-Xylene	0.50	Not Detected	2.2	Not Detected
o-Xylene	0.50	Not Detected	2.2	Not Detected
Styrene	0.50	Not Detected	2.1	Not Detected
Bromoform	0.50	Not Detected	5.2	Not Detected
Cumene	0.50	Not Detected	2.4	Not Detected
1,1,2,2-Tetrachloroethane	0.50	Not Detected	3.4	Not Detected
Propylbenzene	0.50	0.053 J	2.4	0.26 J
4-Ethyltoluene	0.50	0.043 J	2.4	0.21 J
1,3,5-Trimethylbenzene	0.50	Not Detected	2.4	Not Detected
1,2,4-Trimethylbenzene	0.50	Not Detected	2.4	Not Detected
1,3-Dichlorobenzene	0.50	0.13 J	3.0	0.79 J
1,4-Dichlorobenzene	0.50	0.15 J	3.0	0.92 J
alpha-Chlorotoluene	0.50	Not Detected	2.6	Not Detected
1,2-Dichlorobenzene	0.50	0.10 J	3.0	0.62 J
1,2,4-Trichlorobenzene	2.0	0.48 J	15	3.6 J
Hexachlorobutadiene	2.0	0.20 J	21	2.2 J
Butane	2.0	Not Detected	4.8	Not Detected
Isopentane	2.0	Not Detected	5.9	Not Detected

J = Estimated value.

Container Type: NA - Not Applicable

Surrogates	%Recovery	Method Limits
Toluene-d8	100	70-130
1,2-Dichloroethane-d4	96	70-130
4-Bromofluorobenzene	91	70-130

eurofins | Air Toxics

Client Sample ID: CCV
Lab ID#: 1302278A-12A
EPA METHOD TO-15 GC/MS

File Name:	**14021902**	**Date of Collection: NA**	
Dil. Factor:	**1.00**	**Date of Analysis: 2/19/13 08:31 AM**	

Compound	%Recovery
Freon 12	102
Freon 114	99
Chloromethane	108
Vinyl Chloride	93
1,3-Butadiene	90
Bromomethane	80
Chloroethane	91
Freon 11	104
Ethanol	108
Freon 113	93
1,1-Dichloroethene	102
Acetone	106
2-Propanol	106
Carbon Disulfide	90
3-Chloropropene	92
Methylene Chloride	90
Methyl tert-butyl ether	99
trans-1,2-Dichloroethene	101
Hexane	99
1,1-Dichloroethane	97
2-Butanone (Methyl Ethyl Ketone)	100
cis-1,2-Dichloroethene	96
Tetrahydrofuran	125
Chloroform	100
1,1,1-Trichloroethane	100
Cyclohexane	97
Carbon Tetrachloride	101
2,2,4-Trimethylpentane	101
Benzene	95
1,2-Dichloroethane	104
Heptane	104
Trichloroethene	99
1,2-Dichloropropane	97
1,4-Dioxane	104
Bromodichloromethane	101
cis-1,3-Dichloropropene	97
4-Methyl-2-pentanone	101
Toluene	95
trans-1,3-Dichloropropene	102
1,1,2-Trichloroethane	100
Tetrachloroethene	101
2-Hexanone	110

eurofins | Air Toxics

Client Sample ID: CCV

Lab ID#: 1302278A-12A

EPA METHOD TO-15 GC/MS

File Name:	**14021902**	**Date of Collection: NA**	
Dil. Factor:	**1.00**	**Date of Analysis: 2/19/13 08:31 AM**	

Compound	%Recovery
Dibromochloromethane	106
1,2-Dibromoethane (EDB)	105
Chlorobenzene	98
Ethyl Benzene	102
m,p-Xylene	103
o-Xylene	103
Styrene	106
Bromoform	112
Cumene	105
1,1,2,2-Tetrachloroethane	103
Propylbenzene	106
4-Ethyltoluene	112
1,3,5-Trimethylbenzene	109
1,2,4-Trimethylbenzene	105
1,3-Dichlorobenzene	100
1,4-Dichlorobenzene	103
alpha-Chlorotoluene	122
1,2-Dichlorobenzene	102
1,2,4-Trichlorobenzene	98
Hexachlorobutadiene	95
Butane	96
Isopentane	96

Container Type: NA - Not Applicable

Surrogates	%Recovery	Method Limits
1,2-Dichloroethane-d4	103	70-130
Toluene-d8	101	70-130
4-Bromofluorobenzene	102	70-130

eurofins | Air Toxics

Client Sample ID: CCV
Lab ID#: 1302278A-12B
EPA METHOD TO-15 GC/MS

File Name:	**14021927**	**Date of Collection: NA**	
Dil. Factor:	**1.00**	**Date of Analysis: 2/19/13 08:13 PM**	

Compound	%Recovery
Freon 12	106
Freon 114	102
Chloromethane	104
Vinyl Chloride	96
1,3-Butadiene	93
Bromomethane	100
Chloroethane	96
Freon 11	108
Ethanol	110
Freon 113	95
1,1-Dichloroethene	105
Acetone	106
2-Propanol	103
Carbon Disulfide	89
3-Chloropropene	91
Methylene Chloride	92
Methyl tert-butyl ether	99
trans-1,2-Dichloroethene	102
Hexane	102
1,1-Dichloroethane	99
2-Butanone (Methyl Ethyl Ketone)	97
cis-1,2-Dichloroethene	99
Tetrahydrofuran	105
Chloroform	104
1,1,1-Trichloroethane	102
Cyclohexane	100
Carbon Tetrachloride	106
2,2,4-Trimethylpentane	103
Benzene	95
1,2-Dichloroethane	106
Heptane	103
Trichloroethene	96
1,2-Dichloropropane	97
1,4-Dioxane	101
Bromodichloromethane	101
cis-1,3-Dichloropropene	93
4-Methyl-2-pentanone	96
Toluene	96
trans-1,3-Dichloropropene	96
1,1,2-Trichloroethane	96
Tetrachloroethene	100
2-Hexanone	102

eurofins | Air Toxics

Client Sample ID: CCV
Lab ID#: 1302278A-12B
EPA METHOD TO-15 GC/MS

File Name:	**14021927**	**Date of Collection: NA**	
Dil. Factor:	**1.00**	**Date of Analysis: 2/19/13 08:13 PM**	

Compound	%Recovery
Dibromochloromethane	103
1,2-Dibromoethane (EDB)	101
Chlorobenzene	96
Ethyl Benzene	98
m,p-Xylene	101
o-Xylene	99
Styrene	102
Bromoform	104
Cumene	102
1,1,2,2-Tetrachloroethane	99
Propylbenzene	100
4-Ethyltoluene	104
1,3,5-Trimethylbenzene	104
1,2,4-Trimethylbenzene	100
1,3-Dichlorobenzene	93
1,4-Dichlorobenzene	96
alpha-Chlorotoluene	105
1,2-Dichlorobenzene	92
1,2,4-Trichlorobenzene	87
Hexachlorobutadiene	87
Butane	97
Isopentane	101

Container Type: NA - Not Applicable

Surrogates	%Recovery	Method Limits
1,2-Dichloroethane-d4	108	70-130
Toluene-d8	102	70-130
4-Bromofluorobenzene	101	70-130

eurofins | Air Toxics

Client Sample ID: CCV

Lab ID#: 1302278A-12C

EPA METHOD TO-15 GC/MS FULL SCAN

File Name:	**p022102**	**Date of Collection: NA**	
Dil. Factor:	**1.00**	**Date of Analysis: 2/21/13 09:30 AM**	

Compound	%Recovery
Freon 12	104
Freon 114	106
Chloromethane	100
Vinyl Chloride	107
1,3-Butadiene	104
Bromomethane	104
Chloroethane	104
Freon 11	105
Ethanol	104
Freon 113	106
1,1-Dichloroethene	106
Acetone	108
2-Propanol	104
Carbon Disulfide	103
3-Chloropropene	110
Methylene Chloride	104
Methyl tert-butyl ether	116
trans-1,2-Dichloroethene	110
Hexane	110
1,1-Dichloroethane	106
2-Butanone (Methyl Ethyl Ketone)	103
cis-1,2-Dichloroethene	113
Tetrahydrofuran	112
Chloroform	105
1,1,1-Trichloroethane	107
Cyclohexane	118
Carbon Tetrachloride	106
2,2,4-Trimethylpentane	114
Benzene	107
1,2-Dichloroethane	105
Heptane	120
Trichloroethene	88
1,2-Dichloropropane	107
1,4-Dioxane	114
Bromodichloromethane	104
cis-1,3-Dichloropropene	107
4-Methyl-2-pentanone	119
Toluene	105
trans-1,3-Dichloropropene	115
1,1,2-Trichloroethane	108
Tetrachloroethene	106
2-Hexanone	115

eurofins | Air Toxics

Client Sample ID: CCV

Lab ID#: 1302278A-12C

EPA METHOD TO-15 GC/MS FULL SCAN

File Name:	**p022102**	**Date of Collection: NA**	
Dil. Factor:	**1.00**	**Date of Analysis: 2/21/13 09:30 AM**	

Compound	%Recovery
Dibromochloromethane	113
1,2-Dibromoethane (EDB)	109
Chlorobenzene	101
Ethyl Benzene	115
m,p-Xylene	117
o-Xylene	119
Styrene	125
Bromoform	112
Cumene	122
1,1,2,2-Tetrachloroethane	119
Propylbenzene	116
4-Ethyltoluene	121
1,3,5-Trimethylbenzene	123
1,2,4-Trimethylbenzene	121
1,3-Dichlorobenzene	110
1,4-Dichlorobenzene	109
alpha-Chlorotoluene	118
1,2-Dichlorobenzene	112
1,2,4-Trichlorobenzene	105
Hexachlorobutadiene	106
Butane	100
Isopentane	108

Container Type: NA - Not Applicable

Surrogates	%Recovery	Method Limits
Toluene-d8	104	70-130
1,2-Dichloroethane-d4	103	70-130
4-Bromofluorobenzene	99	70-130

eurofins | Air Toxics

Client Sample ID: LCS
Lab ID#: 1302278A-13A
EPA METHOD TO-15 GC/MS

File Name:	**14021903**	**Date of Collection: NA**	
Dil. Factor:	**1.00**	**Date of Analysis: 2/19/13 08:56 AM**	

Compound	%Recovery
Freon 12	89
Freon 114	88
Chloromethane	91
Vinyl Chloride	82
1,3-Butadiene	80
Bromomethane	80
Chloroethane	74
Freon 11	90
Ethanol	92
Freon 113	79
1,1-Dichloroethene	100
Acetone	95
2-Propanol	81
Carbon Disulfide	95
3-Chloropropene	85
Methylene Chloride	79
Methyl tert-butyl ether	85
trans-1,2-Dichloroethene	100
Hexane	82
1,1-Dichloroethane	84
2-Butanone (Methyl Ethyl Ketone)	81
cis-1,2-Dichloroethene	85
Tetrahydrofuran	81
Chloroform	90
1,1,1-Trichloroethane	88
Cyclohexane	82
Carbon Tetrachloride	89
2,2,4-Trimethylpentane	83
Benzene	82
1,2-Dichloroethane	88
Heptane	88
Trichloroethene	85
1,2-Dichloropropane	82
1,4-Dioxane	77
Bromodichloromethane	84
cis-1,3-Dichloropropene	78
4-Methyl-2-pentanone	73
Toluene	82
trans-1,3-Dichloropropene	81
1,1,2-Trichloroethane	85
Tetrachloroethene	87
2-Hexanone	69 Q

eurofins | Air Toxics

Client Sample ID: LCS
Lab ID#: 1302278A-13A
EPA METHOD TO-15 GC/MS

File Name:	**14021903**	**Date of Collection: NA**	
Dil. Factor:	**1.00**	**Date of Analysis: 2/19/13 08:56 AM**	

Compound	%Recovery
Dibromochloromethane	82
1,2-Dibromoethane (EDB)	86
Chlorobenzene	86
Ethyl Benzene	88
m,p-Xylene	85
o-Xylene	84
Styrene	78
Bromoform	85
Cumene	89
1,1,2,2-Tetrachloroethane	92
Propylbenzene	92
4-Ethyltoluene	88
1,3,5-Trimethylbenzene	92
1,2,4-Trimethylbenzene	85
1,3-Dichlorobenzene	92
1,4-Dichlorobenzene	91
alpha-Chlorotoluene	93
1,2-Dichlorobenzene	92
1,2,4-Trichlorobenzene	94
Hexachlorobutadiene	101
Butane	81
Isopentane	86

Q = Exceeds Quality Control limits.
Container Type: NA - Not Applicable

Surrogates	%Recovery	Method Limits
1,2-Dichloroethane-d4	104	70-130
Toluene-d8	100	70-130
4-Bromofluorobenzene	103	70-130

eurofins | Air Toxics

Client Sample ID: LCSD
Lab ID#: 1302278A-13AA
EPA METHOD TO-15 GC/MS

File Name:	**14021904**	**Date of Collection: NA**	
Dil. Factor:	**1.00**	**Date of Analysis: 2/19/13 09:15 AM**	

Compound	%Recovery
Freon 12	92
Freon 114	90
Chloromethane	94
Vinyl Chloride	84
1,3-Butadiene	80
Bromomethane	82
Chloroethane	75
Freon 11	93
Ethanol	89
Freon 113	87
1,1-Dichloroethene	98
Acetone	100
2-Propanol	82
Carbon Disulfide	95
3-Chloropropene	86
Methylene Chloride	80
Methyl tert-butyl ether	86
trans-1,2-Dichloroethene	99
Hexane	82
1,1-Dichloroethane	83
2-Butanone (Methyl Ethyl Ketone)	83
cis-1,2-Dichloroethene	84
Tetrahydrofuran	81
Chloroform	91
1,1,1-Trichloroethane	89
Cyclohexane	84
Carbon Tetrachloride	88
2,2,4-Trimethylpentane	84
Benzene	80
1,2-Dichloroethane	88
Heptane	87
Trichloroethene	82
1,2-Dichloropropane	83
1,4-Dioxane	81
Bromodichloromethane	82
cis-1,3-Dichloropropene	79
4-Methyl-2-pentanone	75
Toluene	82
trans-1,3-Dichloropropene	81
1,1,2-Trichloroethane	84
Tetrachloroethene	84
2-Hexanone	67 Q

eurofins | Air Toxics

Client Sample ID: LCSD
Lab ID#: 1302278A-13AA
EPA METHOD TO-15 GC/MS

File Name:	**14021904**	**Date of Collection: NA**	
Dil. Factor:	**1.00**	**Date of Analysis: 2/19/13 09:15 AM**	

Compound	%Recovery
Dibromochloromethane	84
1,2-Dibromoethane (EDB)	88
Chlorobenzene	85
Ethyl Benzene	81
m,p-Xylene	84
o-Xylene	82
Styrene	75
Bromoform	82
Cumene	87
1,1,2,2-Tetrachloroethane	89
Propylbenzene	89
4-Ethyltoluene	87
1,3,5-Trimethylbenzene	90
1,2,4-Trimethylbenzene	81
1,3-Dichlorobenzene	88
1,4-Dichlorobenzene	87
alpha-Chlorotoluene	88
1,2-Dichlorobenzene	87
1,2,4-Trichlorobenzene	100
Hexachlorobutadiene	95
Butane	80
Isopentane	86

Q = Exceeds Quality Control limits.
Container Type: NA - Not Applicable

Surrogates	%Recovery	Method Limits
1,2-Dichloroethane-d4	105	70-130
Toluene-d8	100	70-130
4-Bromofluorobenzene	102	70-130

eurofins | Air Toxics

Client Sample ID: LCS
Lab ID#: 1302278A-13B
EPA METHOD TO-15 GC/MS

File Name:	**14021928**	**Date of Collection: NA**	
Dil. Factor:	**1.00**	**Date of Analysis: 2/19/13 08:35 PM**	

Compound	%Recovery
Freon 12	91
Freon 114	87
Chloromethane	91
Vinyl Chloride	79
1,3-Butadiene	78
Bromomethane	83
Chloroethane	73
Freon 11	90
Ethanol	86
Freon 113	82
1,1-Dichloroethene	97
Acetone	90
2-Propanol	81
Carbon Disulfide	93
3-Chloropropene	84
Methylene Chloride	80
Methyl tert-butyl ether	81
trans-1,2-Dichloroethene	96
Hexane	81
1,1-Dichloroethane	83
2-Butanone (Methyl Ethyl Ketone)	78
cis-1,2-Dichloroethene	81
Tetrahydrofuran	80
Chloroform	88
1,1,1-Trichloroethane	85
Cyclohexane	83
Carbon Tetrachloride	88
2,2,4-Trimethylpentane	83
Benzene	80
1,2-Dichloroethane	90
Heptane	84
Trichloroethene	86
1,2-Dichloropropane	82
1,4-Dioxane	73
Bromodichloromethane	84
cis-1,3-Dichloropropene	74
4-Methyl-2-pentanone	68 Q
Toluene	80
trans-1,3-Dichloropropene	76
1,1,2-Trichloroethane	83
Tetrachloroethene	84
2-Hexanone	66 Q

eurofins | Air Toxics

Client Sample ID: LCS
Lab ID#: 1302278A-13B
EPA METHOD TO-15 GC/MS

File Name:	**14021928**	**Date of Collection: NA**	
Dil. Factor:	**1.00**	**Date of Analysis: 2/19/13 08:35 PM**	

Compound	%Recovery
Dibromochloromethane	81
1,2-Dibromoethane (EDB)	85
Chlorobenzene	84
Ethyl Benzene	80
m,p-Xylene	81
o-Xylene	80
Styrene	75
Bromoform	80
Cumene	83
1,1,2,2-Tetrachloroethane	83
Propylbenzene	84
4-Ethyltoluene	81
1,3,5-Trimethylbenzene	83
1,2,4-Trimethylbenzene	74
1,3-Dichlorobenzene	83
1,4-Dichlorobenzene	82
alpha-Chlorotoluene	78
1,2-Dichlorobenzene	81
1,2,4-Trichlorobenzene	78
Hexachlorobutadiene	84
Butane	80
Isopentane	85

Q = Exceeds Quality Control limits.

Container Type: NA - Not Applicable

Surrogates	%Recovery	Method Limits
1,2-Dichloroethane-d4	106	70-130
Toluene-d8	100	70-130
4-Bromofluorobenzene	103	70-130

eurofins | Air Toxics

Client Sample ID: LCSD
Lab ID#: 1302278A-13BB
EPA METHOD TO-15 GC/MS

File Name:	**14021929**	**Date of Collection: NA**	
Dil. Factor:	**1.00**	**Date of Analysis: 2/19/13 09:00 PM**	

Compound	%Recovery
Freon 12	92
Freon 114	85
Chloromethane	91
Vinyl Chloride	81
1,3-Butadiene	79
Bromomethane	85
Chloroethane	71
Freon 11	91
Ethanol	83
Freon 113	81
1,1-Dichloroethene	98
Acetone	88
2-Propanol	79
Carbon Disulfide	92
3-Chloropropene	83
Methylene Chloride	78
Methyl tert-butyl ether	80
trans-1,2-Dichloroethene	95
Hexane	79
1,1-Dichloroethane	82
2-Butanone (Methyl Ethyl Ketone)	80
cis-1,2-Dichloroethene	81
Tetrahydrofuran	78
Chloroform	87
1,1,1-Trichloroethane	84
Cyclohexane	81
Carbon Tetrachloride	88
2,2,4-Trimethylpentane	81
Benzene	80
1,2-Dichloroethane	89
Heptane	81
Trichloroethene	82
1,2-Dichloropropane	80
1,4-Dioxane	71
Bromodichloromethane	81
cis-1,3-Dichloropropene	73
4-Methyl-2-pentanone	68 Q
Toluene	80
trans-1,3-Dichloropropene	74
1,1,2-Trichloroethane	83
Tetrachloroethene	84
2-Hexanone	61 Q

eurofins | Air Toxics

Client Sample ID: LCSD
Lab ID#: 1302278A-13BB
EPA METHOD TO-15 GC/MS

File Name:	**14021929**	**Date of Collection: NA**	
Dil. Factor:	**1.00**	**Date of Analysis: 2/19/13 09:00 PM**	

Compound	%Recovery
Dibromochloromethane	83
1,2-Dibromoethane (EDB)	83
Chlorobenzene	82
Ethyl Benzene	79
m,p-Xylene	81
o-Xylene	80
Styrene	73
Bromoform	79
Cumene	83
1,1,2,2-Tetrachloroethane	85
Propylbenzene	84
4-Ethyltoluene	81
1,3,5-Trimethylbenzene	84
1,2,4-Trimethylbenzene	78
1,3-Dichlorobenzene	81
1,4-Dichlorobenzene	80
alpha-Chlorotoluene	76
1,2-Dichlorobenzene	80
1,2,4-Trichlorobenzene	83
Hexachlorobutadiene	81
Butane	81
Isopentane	84

Q = Exceeds Quality Control limits.
Container Type: NA - Not Applicable

Surrogates	%Recovery	Method Limits
1,2-Dichloroethane-d4	104	70-130
Toluene-d8	100	70-130
4-Bromofluorobenzene	102	70-130

eurofins | Air Toxics

Client Sample ID: LCS

Lab ID#: 1302278A-13C

EPA METHOD TO-15 GC/MS FULL SCAN

File Name:	**p022103**	**Date of Collection: NA**	
Dil. Factor:	**1.00**	**Date of Analysis: 2/21/13 10:03 AM**	

Compound	%Recovery
Freon 12	102
Freon 114	102
Chloromethane	106
Vinyl Chloride	107
1,3-Butadiene	104
Bromomethane	102
Chloroethane	104
Freon 11	101
Ethanol	77
Freon 113	104
1,1-Dichloroethene	110
Acetone	106
2-Propanol	102
Carbon Disulfide	124
3-Chloropropene	121
Methylene Chloride	102
Methyl tert-butyl ether	110
trans-1,2-Dichloroethene	120
Hexane	108
1,1-Dichloroethane	101
2-Butanone (Methyl Ethyl Ketone)	102
cis-1,2-Dichloroethene	106
Tetrahydrofuran	106
Chloroform	102
1,1,1-Trichloroethane	106
Cyclohexane	117
Carbon Tetrachloride	101
2,2,4-Trimethylpentane	112
Benzene	106
1,2-Dichloroethane	100
Heptane	113
Trichloroethene	88
1,2-Dichloropropane	104
1,4-Dioxane	110
Bromodichloromethane	101
cis-1,3-Dichloropropene	105
4-Methyl-2-pentanone	116
Toluene	102
trans-1,3-Dichloropropene	109
1,1,2-Trichloroethane	106
Tetrachloroethene	103
2-Hexanone	107

eurofins | Air Toxics

Client Sample ID: LCS
Lab ID#: 1302278A-13C
EPA METHOD TO-15 GC/MS FULL SCAN

File Name:	**p022103**	**Date of Collection: NA**	
Dil. Factor:	**1.00**	**Date of Analysis: 2/21/13 10:03 AM**	

Compound	%Recovery
Dibromochloromethane	107
1,2-Dibromoethane (EDB)	106
Chlorobenzene	100
Ethyl Benzene	112
m,p-Xylene	116
o-Xylene	117
Styrene	119
Bromoform	105
Cumene	118
1,1,2,2-Tetrachloroethane	117
Propylbenzene	113
4-Ethyltoluene	114
1,3,5-Trimethylbenzene	118
1,2,4-Trimethylbenzene	116
1,3-Dichlorobenzene	108
1,4-Dichlorobenzene	107
alpha-Chlorotoluene	110
1,2-Dichlorobenzene	112
1,2,4-Trichlorobenzene	114
Hexachlorobutadiene	108
Butane	97
Isopentane	103

Container Type: NA - Not Applicable

Surrogates	%Recovery	Method Limits
Toluene-d8	103	70-130
1,2-Dichloroethane-d4	98	70-130
4-Bromofluorobenzene	97	70-130

eurofins | Air Toxics

Client Sample ID: LCSD

Lab ID#: 1302278A-13CC

EPA METHOD TO-15 GC/MS FULL SCAN

File Name:	**p022104**	**Date of Collection: NA**	
Dil. Factor:	**1.00**	**Date of Analysis: 2/21/13 10:33 AM**	

Compound	%Recovery
Freon 12	98
Freon 114	100
Chloromethane	105
Vinyl Chloride	105
1,3-Butadiene	104
Bromomethane	99
Chloroethane	102
Freon 11	96
Ethanol	79
Freon 113	100
1,1-Dichloroethene	106
Acetone	108
2-Propanol	100
Carbon Disulfide	120
3-Chloropropene	122
Methylene Chloride	97
Methyl tert-butyl ether	109
trans-1,2-Dichloroethene	118
Hexane	105
1,1-Dichloroethane	99
2-Butanone (Methyl Ethyl Ketone)	99
cis-1,2-Dichloroethene	107
Tetrahydrofuran	104
Chloroform	99
1,1,1-Trichloroethane	101
Cyclohexane	115
Carbon Tetrachloride	98
2,2,4-Trimethylpentane	109
Benzene	106
1,2-Dichloroethane	99
Heptane	113
Trichloroethene	88
1,2-Dichloropropane	103
1,4-Dioxane	111
Bromodichloromethane	100
cis-1,3-Dichloropropene	108
4-Methyl-2-pentanone	114
Toluene	102
trans-1,3-Dichloropropene	111
1,1,2-Trichloroethane	106
Tetrachloroethene	103
2-Hexanone	107

eurofins | Air Toxics

Client Sample ID: LCSD

Lab ID#: 1302278A-13CC

EPA METHOD TO-15 GC/MS FULL SCAN

File Name:	**p022104**	**Date of Collection: NA**	
Dil. Factor:	**1.00**	**Date of Analysis: 2/21/13 10:33 AM**	

Compound	%Recovery
Dibromochloromethane	105
1,2-Dibromoethane (EDB)	105
Chlorobenzene	100
Ethyl Benzene	111
m,p-Xylene	118
o-Xylene	117
Styrene	119
Bromoform	104
Cumene	119
1,1,2,2-Tetrachloroethane	118
Propylbenzene	113
4-Ethyltoluene	110
1,3,5-Trimethylbenzene	119
1,2,4-Trimethylbenzene	115
1,3-Dichlorobenzene	109
1,4-Dichlorobenzene	106
alpha-Chlorotoluene	111
1,2-Dichlorobenzene	110
1,2,4-Trichlorobenzene	115
Hexachlorobutadiene	108
Butane	93
Isopentane	103

Container Type: NA - Not Applicable

Surrogates	%Recovery	Method Limits
Toluene-d8	103	70-130
1,2-Dichloroethane-d4	95	70-130
4-Bromofluorobenzene	98	70-130

Shell Oil Products Chain Of Custody Record

1302278 URS

Air Toxics LTD.
Project Name: Roxana Soil Vapor
Project # 21562850.04001
Lab Vendor #

Please Check Appropriate Box:
☑ ENV. SERVICES ☐ MOTIVA RETAIL ☐ SHELL RETAIL
☐ MOTIVA SD&CN ☐ CONSULTANT ☐ LUBES
☐ SHELL PIPELINE ☐ OTHER _____

Print Bill To Contact Name: Robert Mooshegian
PO #:
INCIDENT # (ENV SERVICES): 9 7 2 1 6 6 4 0
SAP #: 3 4 0 0 6 1
☐ CHECK IF NO INCIDENT # APPLIES
DATE: 02/14/13
PAGE: 1 of 1

SAMPLING COMPANY: URS CORPORATION
LOG CODE:
ADDRESS: 1001 HIGHLANDS PLAZA DRIVE WEST - SUITE 300; ST. LOUIS, MO 63110
Laboratory Address: Air Toxics, LTD 180 Blue Ravine Road, Suite B, Folsom, CA 95630-4719
TR PHONE: 314-429-0100
FAX: 314-429-0462
Bill To Contact E-MAIL: Robert.Mooshegian@urs.com

SITE ADDRESS: Street and City: 900 SOUTH CENTRAL AVE – ROXANA
State: IL
GLOBAL ID NO.:
EDF DELIVERABLE TO (Name, Company, Office Location): Elizabeth Kunkel, URS, St. Louis
PHONE NO.: 314-743-4179
E-MAIL: Elizabeth_Kunkel@URSCorp.com
CONSULTANT PROJECT NAME#: Roxana Soil Vapor
L. Rathnow, B. Lehan, C. Kretzer, D. Mattingly, C. Williams

TURNAROUND TIME (CALENDAR DAYS): ☑ STANDARD (14 DAY) ☐ 5 DAYS ☐ 3 DAYS ☐ 2 DAYS ☐ 24 HOURS ☐ RESULTS NEEDED ON WEEKEND
☐ LA - RWQCB REPORT FORMAT ☑ UST AGENCY:
DELIVERABLES: ☐ LEVEL 1 ☐ LEVEL 2 ☐ LEVEL 3 ☑ LEVEL 4 ☐ OTHER (SPECIFY) _____
☑ SHELL CONTRACT RATE APPLIES
☐ STATE REIMBURSEMENT RATE APPLIES
☐ EDD NOT NEEDED
☑ RECEIPT VERIFICATION REQUESTED

REQUESTED ANALYSIS

Turn Around Time: ☑ Normal ☐ Rush Specify

Lab Use Only
Pressurized by:
Date:
Pressurization Gas: N_2 He

Lab Use Only	Field Sample Identification	Sampling Date	Sampling Time	Canister Number	Canister Pressure/Vacuum Initial	Final	Receipt	Final (psi)	Modified TO-15 + Butane & Isopentane	ASTM D-1946 + Helium	ASTM D-1946
01A	VMP-3-31.5-020713	02/07/13	1005-1035	14527	-30	-7.5			X	X	
02A	VMP-3-39-021213	02/12/13	1029-1059	34169	-30	-7.5			X	X	
03A	VMP-4-23.5-020713	02/07/13	1052-1122	3056	-30	-9			X	X	
04A	VMP-4-39-020713	02/07/13	1313-1343	1363	-29.5	-8.5			X	X	
05A	VMP-15-21.5-020713	02/07/13	1457-1527	36410	-30	-8.5			X	X	
06A	VMP-15-25.5-021213	02/12/13	1419-1449	1358	-30	-8.5			X	X	
07A	VMP-15-29-021213	02/12/13	1507-1537	34086	-30	-8.5			X	X	
08A	VMP-31-20-021113	02/11/13	1133-1205	22963	-30	-9			X	X	
09A	VMP-31-30-021113	02/11/13	1403-1433	36472	-30	-10.5			X	X	
10A	VMP-32-30-020513	02/05/13	1111-1141	34135	-30	-8.5			X	X	

ADDITIONAL NOTES:
- 14 day hold time
- Report results between MDL and RL
- Level IV ECVP

Relinquished by: (Signature)	Received by: (Signature)	Date:	Time:
[signature]	FEDEX	2/14/13	~~15~~ 1730
	[signature] AT ~~2/14/13~~ 2/15/13	0945	

05/2/06 Revision

Custody Seal Intact? Fedex
Y N None Temp N/A

eurofins | Air Toxics

3/1/2013
Ms. Elizabeth Kunkel
URS Corporation
1001 Highlands Plaza Dr. West
Suite 300
St. Louis MO 63110

Project Name: Roxana Soil Vapor
Project #: 21562850.04001
Workorder #: 1302278B

Dear Ms. Elizabeth Kunkel

The following report includes the data for the above referenced project for sample(s) received on 2/15/2013 at Air Toxics Ltd.

The data and associated QC analyzed by Modified ASTM D-1946 are compliant with the project requirements or laboratory criteria with the exception of the deviations noted in the attached case narrative.

Thank you for choosing Air Toxics Ltd. for your air analysis needs. Air Toxics Ltd. is committed to providing accurate data of the highest quality. Please feel free to contact the Project Manager: Kelly Buettner at 916-985-1000 if you have any questions regarding the data in this report.

Regards,

Kelly Buettner

Kelly Buettner
Project Manager

REVIEWED
ON
3/25/13

eurofins | Air Toxics

WORK ORDER #: 1302278B

Work Order Summary

CLIENT:	Ms. Elizabeth Kunkel URS Corporation 1001 Highlands Plaza Dr. West Suite 300 St. Louis, MO 63110	**BILL TO:**	Accounts Payable Austin URS Corporation P.O. BOX 203970 Austin, TX 78720-1088
PHONE:	314-743-4179	**P.O. #**	21562735.00013
FAX:		**PROJECT #**	21562850.04001 Roxana Soil Vapor
DATE RECEIVED:	02/15/2013	**CONTACT:**	Kelly Buettner
DATE COMPLETED:	03/01/2013		

FRACTION #	NAME	TEST	RECEIPT VAC./PRES.	FINAL PRESSURE
01A	VMP-3-31.5-020713	Modified ASTM D-1946	6.5 "Hg	15 psi
02A	VMP-3-39-021213	Modified ASTM D-1946	7.0 "Hg	15 psi
03A	VMP-4-23.5-020713	Modified ASTM D-1946	7.0 "Hg	15 psi
04A	VMP-4-39-020713	Modified ASTM D-1946	7.5 "Hg	15 psi
05A	VMP-15-21.5-020713	Modified ASTM D-1946	8.0 "Hg	15 psi
06A	VMP-15-25.5-021213	Modified ASTM D-1946	7.5 "Hg	15 psi
07A	VMP-15-29-021213	Modified ASTM D-1946	7.5 "Hg	15 psi
08A	VMP-31-20-021113	Modified ASTM D-1946	8.0 "Hg	15 psi
09A	VMP-31-30-021113	Modified ASTM D-1946	8.5 "Hg	15 psi
10A	VMP-32-30-020513	Modified ASTM D-1946	8.5 "Hg	15 psi
11A	Lab Blank	Modified ASTM D-1946	NA	NA
11B	Lab Blank	Modified ASTM D-1946	NA	NA
12A	LCS	Modified ASTM D-1946	NA	NA
12AA	LCSD	Modified ASTM D-1946	NA	NA

CERTIFIED BY: Heidi Hayes

Technical Director

DATE: 03/01/13

Certification numbers: AZ Licensure AZ0775, CA NELAP - 12282CA, NY NELAP - 11291,
TX NELAP - T104704434-12-4, UT NELAP CA009332012-3, WA NELAP - C935
Name of Accrediting Agency: NELAP/ORELAP (Oregon Environmental Laboratory Accreditation Program)
Accreditation number: CA300005, Effective date: 10/18/2012, Expiration date: 10/17/2013.
Eurofins Air Toxics Ltd. certifies that the test results contained in this report meet all requirements of the NELAC standards

This report shall not be reproduced, except in full, without the written approval of Eurofins Air Toxics, Inc.

180 BLUE RAVINE ROAD, SUITE B FOLSOM, CA - 9563
(916) 985-1000 . (800) 985-5955 . FAX (916) 985-1020

LABORATORY NARRATIVE
Modified ASTM D-1946
URS Corporation
Workorder# 1302278B

Ten 1 Liter Summa Canister samples were received on February 15, 2013. The laboratory performed analysis via Modified ASTM Method D-1946 for Methane and fixed gases in air using GC/FID or GC/TCD. The method involves direct injection of 1.0 mL of sample.

On the analytical column employed for this analysis, Oxygen coelutes with Argon. The corresponding peak is quantitated as Oxygen.

Since Nitrogen is used to pressurize samples, the reported Nitrogen values are calculated by adding all the sample components and subtracting from 100%.

Method modifications taken to run these samples are summarized in the table below. Specific project requirements may over-ride the ATL modifications.

Requirement	*ASTM D-1946*	*ATL Modifications*
Calibration	A single point calibration is performed using a reference standard closely matching the composition of the unknown.	A 3-point calibration curve is performed. Quantitation is based on a daily calibration standard which may or may not resemble the composition of the associated samples.
Reference Standard	The composition of any reference standard must be known to within 0.01 mol % for any component.	The standards used by ATL are blended to a >/= 95% accuracy.
Sample Injection Volume	Components whose concentrations are in excess of 5 % should not be analyzed by using sample volumes greater than 0.5 mL.	The sample container is connected directly to a fixed volume sample loop of 1.0 mL on the GC. Linear range is defined by the calibration curve. Bags are loaded by vacuum.
Normalization	Normalize the mole percent values by multiplying each value by 100 and dividing by the sum of the original values. The sum of the original values should not differ from 100% by more than 1.0%.	Results are not normalized. The sum of the reported values can differ from 100% by as much as 15%, either due to analytical variability or an unusual sample matrix.
Precision	Precision requirements established at each concentration level.	Duplicates should agree within 25% RPD for detections > 5 X's the RL.

Receiving Notes

The Chain of Custody (COC) information for sample VMP-31-20-021113 did not match the information on the canister with regard to canister identification. The client was notified of the discrepancy and the information on the canister was used to process and report the sample.

Analytical Notes

As per project specific client request the laboratory has reported estimated values for target compound hits that are below the Reporting Limit but greater than the Method Detection Limit. Concentrations that are below the level at which the canister was certified may be false positives.

The reporting limit for Carbon Monoxide was raised from 0.010% to 0.050%.

Definition of Data Qualifying Flags

Seven qualifiers may have been used on the data analysis sheets and indicate as follows:
B - Compound present in laboratory blank greater than reporting limit.
J - Estimated value.
E - Exceeds instrument calibration range.
S - Saturated peak.
Q - Exceeds quality control limits.
U - Compound analyzed for but not detected above the detection limit.
M - Reported value may be biased due to apparent matrix interferences.
File extensions may have been used on the data analysis sheets and indicates as follows:
a-File was requantified
b-File was quantified by a second column and detector
r1-File was requantified for the purpose of reissue

eurofins | Air Toxics

Summary of Detected Compounds
NATURAL GAS ANALYSIS BY MODIFIED ASTM D-1946

Client Sample ID: VMP-3-31.5-020713

Lab ID#: 1302278B-01A

Compound	Rpt. Limit (%)	Amount (%)
Oxygen	0.26	1.5
Nitrogen	0.26	85
Methane	0.00026	2.9
Carbon Dioxide	0.026	9.9
Ethane	0.0026	0.00060 J

Client Sample ID: VMP-3-39-021213

Lab ID#: 1302278B-02A

Compound	Rpt. Limit (%)	Amount (%)
Oxygen	0.26	1.5
Nitrogen	0.26	80
Methane	0.00026	6.7
Carbon Dioxide	0.026	9.5
Ethane	0.0026	0.0023 J

Client Sample ID: VMP-4-23.5-020713

Lab ID#: 1302278B-03A

Compound	Rpt. Limit (%)	Amount (%)
Oxygen	0.26	14
Nitrogen	0.26	80
Methane	0.00026	0.060
Carbon Dioxide	0.026	6.2

Client Sample ID: VMP-4-39-020713

Lab ID#: 1302278B-04A

Compound	Rpt. Limit (%)	Amount (%)
Oxygen	0.27	12
Nitrogen	0.27	76
Methane	0.00027	1.6

eurofins | Air Toxics

Summary of Detected Compounds
NATURAL GAS ANALYSIS BY MODIFIED ASTM D-1946

Client Sample ID: VMP-4-39-020713

Lab ID#: 1302278B-04A

Carbon Dioxide	0.027	9.1
Ethane	0.0027	0.00024 J
Ethene	0.0027	0.00012 J
Helium	0.13	0.072 J

Client Sample ID: VMP-15-21.5-020713

Lab ID#: 1302278B-05A

Compound	Rpt. Limit (%)	Amount (%)
Oxygen	0.28	1.8
Nitrogen	0.28	83
Methane	0.00028	0.044
Carbon Dioxide	0.028	15
Helium	0.14	0.14

Client Sample ID: VMP-15-25.5-021213

Lab ID#: 1302278B-06A

Compound	Rpt. Limit (%)	Amount (%)
Oxygen	0.27	1.6
Nitrogen	0.27	81
Methane	0.00027	0.87
Carbon Dioxide	0.027	16
Ethane	0.0027	0.00051 J

Client Sample ID: VMP-15-29-021213

Lab ID#: 1302278B-07A

Compound	Rpt. Limit (%)	Amount (%)
Oxygen	0.27	4.1
Nitrogen	0.27	82
Methane	0.00027	0.64
Carbon Dioxide	0.027	13
Ethane	0.0027	0.00039 J

eurofins | Air Toxics

Summary of Detected Compounds
NATURAL GAS ANALYSIS BY MODIFIED ASTM D-1946

Client Sample ID: VMP-15-29-021213

Lab ID#: 1302278B-07A

Helium	0.13	0.20

Client Sample ID: VMP-31-20-021113

Lab ID#: 1302278B-08A

Compound	Rpt. Limit (%)	Amount (%)
Oxygen	0.28	18
Nitrogen	0.28	78
Methane	0.00028	0.0044
Carbon Dioxide	0.028	3.6

Client Sample ID: VMP-31-30-021113

Lab ID#: 1302278B-09A

Compound	Rpt. Limit (%)	Amount (%)
Oxygen	0.28	5.6
Nitrogen	0.28	83
Methane	0.00028	0.0088
Carbon Dioxide	0.028	11

Client Sample ID: VMP-32-30-020513

Lab ID#: 1302278B-10A

Compound	Rpt. Limit (%)	Amount (%)
Oxygen	0.28	4.3
Nitrogen	0.28	82
Methane	0.00028	0.00075
Carbon Dioxide	0.028	14

eurofins | Air Toxics

Client Sample ID: VMP-3-31.5-020713

Lab ID#: 1302278B-01A

NATURAL GAS ANALYSIS BY MODIFIED ASTM D-1946

File Name:	**9021916**	**Date of Collection: 2/7/13 10:35:00 AM**	
Dil. Factor:	**2.58**	**Date of Analysis: 2/19/13 04:19 PM**	

Compound	Rpt. Limit (%)	Amount (%)
Oxygen	0.26	1.5
Nitrogen	0.26	85
Carbon Monoxide	0.13	Not Detected
Methane	0.00026	2.9
Carbon Dioxide	0.026	9.9
Ethane	0.0026	0.00060 J
Ethene	0.0026	Not Detected
Helium	0.13	Not Detected

J = Estimated value.

Container Type: 1 Liter Summa Canister

eurofins | Air Toxics

Client Sample ID: VMP-3-39-021213

Lab ID#: 1302278B-02A

NATURAL GAS ANALYSIS BY MODIFIED ASTM D-1946

File Name:	**9021917**	**Date of Collection:**	**2/12/13 10:59:00 AM**
Dil. Factor:	**2.64**	**Date of Analysis:**	**2/19/13 05:12 PM**

Compound	Rpt. Limit (%)	Amount (%)
Oxygen	0.26	1.5
Nitrogen	0.26	80
Carbon Monoxide	0.13	Not Detected
Methane	0.00026	6.7
Carbon Dioxide	0.026	9.5
Ethane	0.0026	0.0023 J
Ethene	0.0026	Not Detected
Helium	0.13	Not Detected

J = Estimated value.

Container Type: 1 Liter Summa Canister

eurofins | Air Toxics

Client Sample ID: VMP-4-23.5-020713

Lab ID#: 1302278B-03A

NATURAL GAS ANALYSIS BY MODIFIED ASTM D-1946

File Name:	**9021919**	**Date of Collection:**	**2/7/13 11:22:00 AM**
Dil. Factor:	**2.64**	**Date of Analysis:**	**2/19/13 06:04 PM**

Compound	Rpt. Limit (%)	Amount (%)
Oxygen	0.26	14
Nitrogen	0.26	80
Carbon Monoxide	0.13	Not Detected
Methane	0.00026	0.060
Carbon Dioxide	0.026	6.2
Ethane	0.0026	Not Detected
Ethene	0.0026	Not Detected
Helium	0.13	Not Detected

Container Type: 1 Liter Summa Canister

eurofins | Air Toxics

Client Sample ID: VMP-4-39-020713

Lab ID#: 1302278B-04A

NATURAL GAS ANALYSIS BY MODIFIED ASTM D-1946

File Name:	**9021920**	**Date of Collection: 2/7/13 1:43:00 PM**	
Dil. Factor:	**2.69**	**Date of Analysis: 2/19/13 06:40 PM**	

Compound	Rpt. Limit (%)	Amount (%)
Oxygen	0.27	12
Nitrogen	0.27	76
Carbon Monoxide	0.13	Not Detected
Methane	0.00027	1.6
Carbon Dioxide	0.027	9.1
Ethane	0.0027	0.00024 J
Ethene	0.0027	0.00012 J
Helium	0.13	0.072 J

J = Estimated value.

Container Type: 1 Liter Summa Canister

eurofins | Air Toxics

Client Sample ID: VMP-15-21.5-020713

Lab ID#: 1302278B-05A

NATURAL GAS ANALYSIS BY MODIFIED ASTM D-1946

File Name:	**9021922**	**Date of Collection: 2/7/13 3:27:00 PM**	
Dil. Factor:	**2.76**	**Date of Analysis: 2/19/13 07:55 PM**	

Compound	Rpt. Limit (%)	Amount (%)
Oxygen	0.28	1.8
Nitrogen	0.28	83
Carbon Monoxide	0.14	Not Detected
Methane	0.00028	0.044
Carbon Dioxide	0.028	15
Ethane	0.0028	Not Detected
Ethene	0.0028	Not Detected
Helium	0.14	0.14

Container Type: 1 Liter Summa Canister

eurofins | Air Toxics

Client Sample ID: VMP-15-25.5-021213

Lab ID#: 1302278B-06A

NATURAL GAS ANALYSIS BY MODIFIED ASTM D-1946

File Name:	**9021923**	**Date of Collection: 2/12/13 2:49:00 PM**	
Dil. Factor:	**2.69**	**Date of Analysis: 2/19/13 08:18 PM**	

Compound	Rpt. Limit (%)	Amount (%)
Oxygen	0.27	1.6
Nitrogen	0.27	81
Carbon Monoxide	0.13	Not Detected
Methane	0.00027	0.87
Carbon Dioxide	0.027	16
Ethane	0.0027	0.00051 J
Ethene	0.0027	Not Detected
Helium	0.13	Not Detected

J = Estimated value.

Container Type: 1 Liter Summa Canister

eurofins | Air Toxics

Client Sample ID: VMP-15-29-021213

Lab ID#: 1302278B-07A

NATURAL GAS ANALYSIS BY MODIFIED ASTM D-1946

File Name:	**9021914**	**Date of Collection: 2/12/13 3:37:00 PM**	
Dil. Factor:	**2.69**	**Date of Analysis: 2/19/13 03:22 PM**	

Compound	Rpt. Limit (%)	Amount (%)
Oxygen	0.27	4.1
Nitrogen	0.27	82
Carbon Monoxide	0.13	Not Detected
Methane	0.00027	0.64
Carbon Dioxide	0.027	13
Ethane	0.0027	0.00039 J
Ethene	0.0027	Not Detected
Helium	0.13	0.20

J = Estimated value.

Container Type: 1 Liter Summa Canister

eurofins | Air Toxics

Client Sample ID: VMP-31-20-021113

Lab ID#: 1302278B-08A

NATURAL GAS ANALYSIS BY MODIFIED ASTM D-1946

File Name:	**9021915**	**Date of Collection:**	**2/11/13 12:05:00 PM**
Dil. Factor:	**2.76**	**Date of Analysis:**	**2/19/13 03:47 PM**

Compound	Rpt. Limit (%)	Amount (%)
Oxygen	0.28	18
Nitrogen	0.28	78
Carbon Monoxide	0.14	Not Detected
Methane	0.00028	0.0044
Carbon Dioxide	0.028	3.6
Ethane	0.0028	Not Detected
Ethene	0.0028	Not Detected
Helium	0.14	Not Detected

Container Type: 1 Liter Summa Canister

eurofins | Air Toxics

Client Sample ID: VMP-31-30-021113

Lab ID#: 1302278B-09A

NATURAL GAS ANALYSIS BY MODIFIED ASTM D-1946

File Name:	**9021924**	**Date of Collection: 2/11/13 2:33:00 PM**	
Dil. Factor:	**2.82**	**Date of Analysis: 2/19/13 08:41 PM**	

Compound	Rpt. Limit (%)	Amount (%)
Oxygen	0.28	5.6
Nitrogen	0.28	83
Carbon Monoxide	0.14	Not Detected
Methane	0.00028	0.0088
Carbon Dioxide	0.028	11
Ethane	0.0028	Not Detected
Ethene	0.0028	Not Detected
Helium	0.14	Not Detected

Container Type: 1 Liter Summa Canister

eurofins | Air Toxics

Client Sample ID: VMP-32-30-020513

Lab ID#: 1302278B-10A

NATURAL GAS ANALYSIS BY MODIFIED ASTM D-1946

File Name:	**9021925**	**Date of Collection: 2/5/13 11:41:00 AM**	
Dil. Factor:	**2.82**	**Date of Analysis: 2/19/13 09:03 PM**	

Compound	Rpt. Limit (%)	Amount (%)
Oxygen	0.28	4.3
Nitrogen	0.28	82
Carbon Monoxide	0.14	Not Detected
Methane	0.00028	0.00075
Carbon Dioxide	0.028	14
Ethane	0.0028	Not Detected
Ethene	0.0028	Not Detected
Helium	0.14	Not Detected

Container Type: 1 Liter Summa Canister

eurofins | Air Toxics

Client Sample ID: Lab Blank

Lab ID#: 1302278B-11A

NATURAL GAS ANALYSIS BY MODIFIED ASTM D-1946

File Name:	**9021904a**	**Date of Collection: NA**	
Dil. Factor:	**1.00**	**Date of Analysis: 2/19/13 10:22 AM**	

Compound	Rpt. Limit (%)	Amount (%)
Oxygen	0.10	Not Detected
Nitrogen	0.10	0.057 J
Carbon Monoxide	0.050	Not Detected
Methane	0.00010	Not Detected
Carbon Dioxide	0.010	Not Detected
Ethane	0.0010	Not Detected
Ethene	0.0010	Not Detected

J = Estimated value.

Container Type: NA - Not Applicable

eurofins | Air Toxics

Client Sample ID: Lab Blank

Lab ID#: 1302278B-11B

NATURAL GAS ANALYSIS BY MODIFIED ASTM D-1946

File Name:	**9021903b**	**Date of Collection: NA**	
Dil. Factor:	**1.00**	**Date of Analysis: 2/19/13 09:55 AM**	

Compound	Rpt. Limit (%)	Amount (%)
Helium	0.050	Not Detected

Container Type: NA - Not Applicable

eurofins | Air Toxics

Client Sample ID: LCS

Lab ID#: 1302278B-12A

NATURAL GAS ANALYSIS BY MODIFIED ASTM D-1946

File Name:	**9021902**	**Date of Collection: NA**	
Dil. Factor:	**1.00**	**Date of Analysis: 2/19/13 09:23 AM**	

Compound	%Recovery
Oxygen	100
Nitrogen	101
Carbon Monoxide	97
Methane	97
Carbon Dioxide	100
Ethane	98
Ethene	96
Helium	99

Container Type: NA - Not Applicable

eurofins | Air Toxics

Client Sample ID: LCSD

Lab ID#: 1302278B-12AA

NATURAL GAS ANALYSIS BY MODIFIED ASTM D-1946

File Name:	**9021928**	**Date of Collection: NA**	
Dil. Factor:	**1.00**	**Date of Analysis: 2/19/13 10:15 PM**	

Compound	%Recovery
Oxygen	100
Nitrogen	100
Carbon Monoxide	98
Methane	95
Carbon Dioxide	99
Ethane	97
Ethene	94
Helium	98

Container Type: NA - Not Applicable

Shell Oil Products Chain Of Custody Record

1302278 URS

Air Toxics LTD.
Project Name: Roxana Soil Vapor
Project # 21562850.04001
Lab Vendor #

Please Check Appropriate Box: ☑ ENV. SERVICES ☐ MOTIVA RETAIL ☐ SHELL RETAIL ☐ MOTIVA SD&CN ☐ CONSULTANT ☐ LUBES ☐ SHELL PIPELINE ☐ OTHER

Print Bill To Contact Name: Robert Mooshegian
INCIDENT # (ENV SERVICES): 9 7 2 1 6 6 4 0
☐ CHECK IF NO INCIDENT # APPLIES
DATE: 02/14/13
PAGE 1 of 1
PO #:
SAP #: 3 4 0 0 6 1
LOG CODE:

SAMPLING COMPANY: URS CORPORATION
ADDRESS: 1001 HIGHLANDS PLAZA DRIVE WEST - SUITE 300; ST. LOUIS, MO 63110
Laboratory Address: Air Toxics, LTD 180 Blue Ravine Road, Suite B, Folsom, CA 95630-4719
TELEPHONE: 314-429-0100
FAX: 314-429-0462
BILL To Contact E-MAIL: RobertL.Mooshegian@urs.com
SITE ADDRESS: Street and City: 900 SOUTH CENTRAL AVE – ROXANA
State: IL
GLOBAL ID NO.:
PHONE NO: 314-743-4179
E-MAIL: Elizabeth.Kunkel@URSCorp.com
CONSULTANT PROJECT NAME #: Roxana Soil Vapor
E-DELIVERABLE TO (Name, Company, Office Location): Elizabeth Kunkel, URS, St. Louis
L. Rathnow, B. Lehan, C. Kretzer, D. Mattingly, C. Williams

TURNAROUND TIME (CALENDAR DAYS): ☑ STANDARD (14 DAY) ☐ 5 DAYS ☐ 3 DAYS ☐ 2 DAYS ☐ 24 HOURS ☐ RESULTS NEEDED ON WEEKEND

☐ LA - RWQCB REPORT FORMAT ☑ UST AGENCY:

DELIVERABLES: ☐ LEVEL 1 ☐ LEVEL 2 ☐ LEVEL 3 ☑ LEVEL 4 ☐ OTHER (SPECIFY)

☑ SHELL CONTRACT RATE APPLIES
☐ STATE REIMBURSEMENT RATE APPLIES
☐ EDD NOT NEEDED
☑ RECEIPT VERIFICATION REQUESTED

REQUESTED ANALYSIS

Turn Around Time: ☑ Normal ☐ Rush ☐ Specify

Lab Use Only
Pressurized by:
Date:
Pressurization Gas: N2 He

Lab Use Only	Field Sample Identification	SAMPLING DATE	SAMPLING TIME	Canister Number	Canister Pressure/Vacuum Initial	Final	Receipt	Final (psi)	Modified TO-15 + Butane & Isopentane	ASTM D-1946 + Helium	ASTM D-1946					
01A	VMP-3-31.5-020713	02/07/13	1005-1035	14527	-30	-7.5			X	X						
02A	VMP-3-39-021213	02/12/13	1029-1059	34189	-30	-7.5			X	X						
03A	VMP-4-23.5-020713	02/07/13	1052-1122	3056	-30	-9			X	X						
04A	VMP-4-39-020713	02/07/13	1313-1343	1363	-29.5	-8.5			X	X						
05A	VMP-15-21.5-020713	02/07/13	1457-1527	36410	-30	-8.5			X	X						
06A	VMP-15-25.5-021213	02/12/13	1419-1449	1358	-30	-8.5			X	X						
07A	VMP-15-29-021213	02/12/13	1507-1537	34086	-30	-8.5			X	X						
08A	VMP-31-20-021113	02/11/13	1133-1205	22963	-30	-9			X	X						
09A	VMP-31-30-021113	02/11/13	1403-1433	36472	-30	-10.5			X	X						
10A	VMP-32-30-020513	02/05/13	1111-1141	34135	-30	-8.5			X	X						

ADDITIONAL NOTES:
- 14 day hold time
- Report results between MDL and RL
- Level IV ECVP

	Relinquished by (Signature)	Received by (Signature)	Date	Time
		FEDEX	2/14/13	1730
			2/14/13	
			2/15/13	0945

05/2008 Revision

Custody Seal Intact?
Y N None Temp NA

Roxana Soil Vapor Quarterly – 1st Quarter 2013 Data Review

Laboratory SDG: 1302355A,B

Data Reviewer: Alan Fleisher

Peer Reviewer: Elizabeth Kunkel

Date Reviewed: 3/25/2013

Guidance: USEPA National Functional Guidelines for Superfund Organic Methods Data Review 2008

Sample Identification	Sample Identification
VMP-12-021513	VMP-12-39-021513
VMP-16-5-021413	VMP-16-13.5-021413
VMP-16-19-021413	VMP-16-31-021813
VMP-55-20-021513	

1.0 Data Package Completeness

Were all items delivered as specified in the QAPP and COC as appropriate?

Yes.

2.0 Laboratory Case Narrative \ Cooler Receipt Form

Were problems noted in the laboratory case narrative or cooler receipt form?

Yes, the laboratory case narrative indicated samples VMP-16-13.5-021413 and VMP-16-19-021413 were diluted and re-analyzed to bring the highest level target analytes with the calibration range of the instrument. Results for the highest level target analytes were reported from the re-analysis diluted runs and the remaining compounds were reported from the original analyses. All samples were diluted due to high levels of target analytes. Although not indicated in the laboratory case narrative, analytes were detected in the method blank. These issues are addressed further in the appropriate sections below.

No issues or discrepancies were noted in the cooler receipt form.

3.0 Holding Times

Were samples extracted/analyzed within applicable limits?

Yes

4.0 Blank Contamination

Were any analytes detected in the Blanks?

Yes

Blank ID	Parameter	Analyte	Concentration/ Amount
1302355A-08A	TO-15	Methylene chloride	2.2 ppbv / 7.6 µg/m^3
1302355A-08B	TO-15	Ethanol	11 ppbv / 22 µg/m^3
1302355A-08B	TO-15	Methylene chloride	1.4 ppbv / 4.9 µg/m^3
1302355A-08B	TO-15	alpha-Chlorotoluene	1.1 ppbv / 5.8 µg/m^3

Blank ID	Parameter	Analyte	Concentration/ Amount
1302083B-17A	Natural gases	Oxygene	0.034%
1302083B-17A	Natural gases	Nitrogen	0.064%

Analytical data reported non-detect or at concentrations greater than five times (5X) the associated blank concentration did not require qualification. No qualification of data was required.

5.0 Laboratory Control Sample

Were LCS recoveries within evaluation criteria?

No

LCS/LCSD ID	Parameter	Analyte	LCS/LCSD Recovery	LCS/ LCSD RPD	LCS/LCSD /RPD Criteria
1302355A-10B/BB	TO-15	alpha-Chlorotoluene	**139/**120	15	70-130/25
1302355A-10B/BB	TO-15	1,2,4-Trichlorobenzene	119/85	**33**	70-130/25
1302355A-10B/BB	TO-15	Hexachlorobutadiene	112/84	**29**	70-130/25

Analytical data reported as non-detect and associated with LCS recoveries above evaluation criteria, indicating a possible high bias, did not require qualification. Analytical data associated with LCS/LCSD RPD alone outside evaluation criteria did not require qualification; LCS/LCSD recoveries were within evaluation criteria. No qualification of data was required.

6.0 Surrogate Recoveries

Were surrogate recoveries within evaluation criteria?

No

Sample ID	Parameter	Surrogate	Surrogate Recovery	Surrogate Recovery Criteria
VMP-12-25-021513	TO-15	1,2-Dichloroethane-d4	**135**	70-130
VMP-16-5-021413	TO-15	1,2-Dichloroethane-d4	**132**	70-130
VMP-16-13.5-021413	TO-15	1,2-Dichloroethane-d4	**147**	70-130
VMP-16-19-021413	TO-15	1,2-Dichloroethane-d4	**160**	70-130

Analytical data that required qualification based on surrogate recovery data are included in the table below. Analytical data reported as non-detect and associated with surrogate recoveries above evaluation criteria, indicating a possible high bias, did not require qualification.

Sample ID	Parameter	Analyte	Qualification
VMP-12-25-021513	TO-15	VOC detects	**J**
VMP-16-5-021413	TO-15	VOC detects	**J**
VMP-16-13.5-021413	TO-15	VOC detects	**J**
VMP-16-19-021413	TO-15	VOC detects	**J**

7.0 Matrix Spike and Matrix Spike Duplicate Recoveries

Were MS/MSD samples analyzed as part of this SDG?

MS/MSD samples are not applicable for vapor samples, due to the inability to spike the samples.

8.0 Laboratory Duplicate Results

No

9.0 Field Duplicate Results

Were field duplicate samples collected as part of this SDG?

No

10.0 Sample Dilutions

For samples that were diluted and nondetect, were undiluted results also reported?

Not applicable; analytes were detected in samples that were diluted.

11.0 Additional Qualifications

Were additional qualifications applied?

No

eurofins | Air Toxics

3/7/2013
Ms. Elizabeth Kunkel
URS Corporation
1001 Highlands Plaza Dr. West
Suite 300
St. Louis MO 63110

Project Name: Roxana Soil Vapor
Project #: 21562850.04001
Workorder #: 1302355A

Dear Ms. Elizabeth Kunkel

The following report includes the data for the above referenced project for sample(s) received on 2/20/2013 at Air Toxics Ltd.

The data and associated QC analyzed by Modified TO-15 are compliant with the project requirements or laboratory criteria with the exception of the deviations noted in the attached case narrative.

Thank you for choosing Air Toxics Ltd. for your air analysis needs. Air Toxics Ltd. is committed to providing accurate data of the highest quality. Please feel free to contact the Project Manager: Kelly Buettner at 916-985-1000 if you have any questions regarding the data in this report.

Regards,

Kelly Buettner

Project Manager

REVIEWED
ON
3/22/13

eurofins | Air Toxics

WORK ORDER #: 1302355A

Work Order Summary

CLIENT:	Ms. Elizabeth Kunkel URS Corporation 1001 Highlands Plaza Dr. West Suite 300 St. Louis, MO 63110	**BILL TO:**	Accounts Payable Austin URS Corporation P.O. BOX 203970 Austin, TX 78720-1088
PHONE:	314-743-4179	**P.O. #**	21562735.00013
FAX:		**PROJECT #**	21562850.04001 Roxana Soil Vapor
DATE RECEIVED:	02/20/2013	**CONTACT:**	Kelly Buettner
DATE COMPLETED:	03/07/2013		

FRACTION #	NAME	TEST	RECEIPT VAC./PRES.	FINAL PRESSURE
01A	VMP-12-25-021513	Modified TO-15	6.5 "Hg	15 psi
02A	VMP-12-39-021513	Modified TO-15	5.0 "Hg	15 psi
03A	VMP-16-5-021413	Modified TO-15	7.0 "Hg	15 psi
04A	VMP-16-13.5-021413	Modified TO-15	7.5 "Hg	15 psi
04B	VMP-16-13.5-021413	Modified TO-15	7.5 "Hg	15 psi
05A	VMP-16-19-021413	Modified TO-15	7.0 "Hg	15 psi
05B	VMP-16-19-021413	Modified TO-15	7.0 "Hg	15 psi
06A	VMP-16-31-021813	Modified TO-15	11.0 "Hg	15 psi
07A	VMP-55-20-021513	Modified TO-15	8.0 "Hg	15 psi
08A	Lab Blank	Modified TO-15	NA	NA
08B	Lab Blank	Modified TO-15	NA	NA
09A	CCV	Modified TO-15	NA	NA
09B	CCV	Modified TO-15	NA	NA
10A	LCS	Modified TO-15	NA	NA
10AA	LCSD	Modified TO-15	NA	NA
10B	LCS	Modified TO-15	NA	NA
10BB	LCSD	Modified TO-15	NA	NA

CERTIFIED BY: Heidi Hayes DATE: 03/07/13

Technical Director

Certfication numbers: AZ Licensure AZ0775, CA NELAP - 12282CA, NY NELAP - 11291,
TX NELAP - T104704434-12-5, UT NELAP CA009332012-3, WA NELAP - C935
Name of Accrediting Agency: NELAP/ORELAP (Oregon Environmental Laboratory Accreditation Program)
Accreditation number: CA300005, Effective date: 10/18/2011, Expiration date: 10/17/2012.
Eurofins Air Toxics Ltd. certifies that the test results contained in this report meet all requirements of the NELAC standards

This report shall not be reproduced, except in full, without the written approval of Eurofins Air Toxics, Inc

180 BLUE RAVINE ROAD, SUITE B FOLSOM, CA - 9563
(916) 985-1000 . (800) 985-5955 . FAX (916) 985-1020

LABORATORY NARRATIVE
EPA Method TO-15
URS Corporation
Workorder# 1302355A

Seven 1 Liter Summa Canister samples were received on February 20, 2013. The laboratory performed analysis via EPA Method TO-15 using GC/MS in the full scan mode.

This workorder was independently validated prior to submittal using 'USEPA National Functional Guidelines' as generally applied to the analysis of volatile organic compounds in air. A rules-based, logic driven, independent validation engine was employed to assess completeness, evaluate pass/fail of relevant project quality control requirements and verification of all quantified amounts.

Receiving Notes

There were no receiving discrepancies.

Analytical Notes

As per client project requirements, the laboratory has reported estimated values for target compound hits that are below the Reporting Limit but greater than the Method Detection Limit. Concentrations that are below the level at which the canister was certified may be false positives.

Dilution was performed on all of the samples due to the presence of high level target species.

Due to high-level target compounds, samples VMP-16-13.5-021413 and VMP-16-19-021413 were analyzed twice. In the "A" fraction, the sample was diluted to bring the highest-level compounds within the calibration range. The "B" fraction is also reported by client request and may be reported with "E" flags indicating the compound exceeds the calibration range. Both runs and associated QC are reported.

The Relative Percent Difference (RPD) of the LCS/LCSD performed on 02/28/2013 exceeded acceptance limits for 1,2,4-Trichlorobenzene and Hexachlorobutadiene.

The recovery of surrogate 1,2-Dichloroethane-d4 in samples VMP-12-25-021513, VMP-16-5-021413, VMP-16-13.5-021413, and VMP-16-19-021413 "B" fraction was outside laboratory control limits due to high level hydrocarbon matrix interference. The surrogate recovery is flagged.

All Quality Control Limit exceedances and affected sample results are noted by flags. Each flag is defined at the bottom of this Case Narrative and on each Sample Result Summary page.

Due to the linear calibration range of the instrument, the reporting limit for 4-Methyl-2-pentanone was raised from 5.0 ppbv to 20 ppbv.

Definition of Data Qualifying Flags

Eight qualifiers may have been used on the data analysis sheets and indicates as follows:

B - Compound present in laboratory blank greater than reporting limit (background subtraction not performed).

J - Estimated value.

E - Exceeds instrument calibration range.

S - Saturated peak.
Q - Exceeds quality control limits.
U - Compound analyzed for but not detected above the reporting limit.
UJ- Non-detected compound associated with low bias in the CCV and/or LCS.
N - The identification is based on presumptive evidence.

File extensions may have been used on the data analysis sheets and indicates as follows:
a-File was requantified
b-File was quantified by a second column and detector
r1-File was requantified for the purpose of reissue

eurofins | Air Toxics

Summary of Detected Compounds
EPA METHOD TO-15 GC/MS

Client Sample ID: VMP-12-25-021513

Lab ID#: 1302355A-01A

Compound	Rpt. Limit (ppbv)	Amount (ppbv)	Rpt. Limit (ug/m3)	Amount (ug/m3)
Acetone	3200	390 J	7600	930 J
Methylene Chloride	800	520 J	2800	1800 J
Hexane	800	1900	2800	6600
Cyclohexane	800	5800	2800	20000
2,2,4-Trimethylpentane	800	250000	3800	1200000
Benzene	800	1800	2600	5800
Trichloroethene	800	400 J	4300	2100 J
1,2-Dichloropropane	800	3000	3700	14000
Butane	3200	22000	7600	53000
Isopentane	3200	480000	9500	1400000

Client Sample ID: VMP-12-39-021513

Lab ID#: 1302355A-02A

Compound	Rpt. Limit (ppbv)	Amount (ppbv)	Rpt. Limit (ug/m3)	Amount (ug/m3)
Chloroethane	9700	840 J	26000	2200 J
1,1-Dichloroethene	2400	260 J	9600	1000 J
Methylene Chloride	2400	2700	8400	9500
Hexane	2400	64000	8500	220000
Cyclohexane	2400	52000	8300	180000
2,2,4-Trimethylpentane	2400	780000	11000	3600000
Benzene	2400	1300000	7700	4100000
Heptane	2400	19000	9900	78000
Trichloroethene	2400	1200 J	13000	6400 J
1,2-Dichloropropane	2400	4500	11000	21000
Toluene	2400	810 J	9100	3100 J
Ethyl Benzene	2400	9500	10000	41000
m,p-Xylene	2400	4800	10000	21000
Cumene	2400	3400	12000	17000
Propylbenzene	2400	4000	12000	20000
4-Ethyltoluene	2400	1900 J	12000	9200 J
1,2,4-Trimethylbenzene	2400	3200	12000	16000
Butane	9700	140000	23000	320000

eurofins | Air Toxics

Summary of Detected Compounds
EPA METHOD TO-15 GC/MS

Client Sample ID: VMP-12-39-021513

Lab ID#: 1302355A-02A

Isopentane	9700	1400000	28000	4100000

Client Sample ID: VMP-16-5-021413

Lab ID#: 1302355A-03A

Compound	Rpt. Limit (ppbv)	Amount (ppbv)	Rpt. Limit (ug/m3)	Amount (ug/m3)
Methylene Chloride	110	69 J J	380	240 J J
Cyclohexane	110	70 J J	380	240 J J
2,2,4-Trimethylpentane	110	63000 J	510	290000 J
Benzene	110	54 J J	350	170 J J
Trichloroethene	110	44 J J	590	240 J J
1,2-Dichloropropane	110	660 J	510	3100 J
Isopentane	440	1800 J	1300	5400 J

* USE THIS DATA ONLY. ALL OTHER DATA REPORTED IN 448X DILUTION ANALYSIS.

Client Sample ID: VMP-16-13.5-021413

Lab ID#: 1302355A-04A DF: 672X

Compound	Rpt. Limit (ppbv)	Amount (ppbv)	Rpt. Limit (ug/m3)	Amount (ug/m3)
Chloromethane	13000	2400 J	28000	4900 J
Ethanol	13000	1600 J	25000	3100 J
Acetone	13000	2600 J	32000	6300 J
Carbon Disulfide	3400	570 J	10000	1800 J
Methylene Chloride	3400	2800 J	12000	9600 J
Methyl tert-butyl ether	3400	620 J	12000	2200 J
Hexane	3400	980 J	12000	3400 J
Cyclohexane	3400	40000	12000	140000
2,2,4-Trimethylpentane	3400	2400000	16000	11000000
Benzene	3400	5900	11000	19000
Trichloroethene	3400	940 J	18000	5100 J
1,2-Dichloropropane	3400	5600	16000	26000
Toluene	3400	410 J	13000	1500 J
Ethyl Benzene	3400	640 J	14000	2800 J
Cumene	3400	670 J	16000	3300 J
Propylbenzene	3400	1300 J	16000	6500 J

eurofins | Air Toxics

Summary of Detected Compounds
EPA METHOD TO-15 GC/MS

Client Sample ID: VMP-16-13.5-021413

Lab ID#: 1302355A-04A

Butane	13000	33000	32000	79000
Isopentane	13000	580000	40000	1700000

Client Sample ID: VMP-16-13.5-021413

* DO NOT USE THIS DATA. USE ALL OTHER DATA

Lab ID#: 1302355A-04B DF = 448 X

Compound	Rpt. Limit (ppbv)	Amount (ppbv)	Rpt. Limit (ug/m3)	Amount (ug/m3)
Freon 113	2200	390 J	17000	3000 J
1,1-Dichloroethene	2200	430 J	8900	1700 J
Acetone	9000	2200 J	21000	5300 J
Carbon Disulfide	2200	740 J	7000	2300 J
Methylene Chloride	2200	3400 J	7800	12000 J
Methyl tert-butyl ether	2200	590 J	8100	2100 J
Hexane	2200	1700 J	7900	6100 J
Cyclohexane	2200	38000 J	7700	130000 J
~~2,2,4-Trimethylpentane~~	~~2200~~	~~2400000 E~~	~~10000~~	~~11000000 E~~
Benzene	2200	6600 J	7200	21000 J
Trichloroethene	2200	3400	12000	18000
1,2-Dichloropropane	2200	10000	10000	48000
Toluene	2200	740 J	8400	2800 J
Ethyl Benzene	2200	920 J	9700	4000 J
m,p-Xylene	2200	500 J	9700	2200 J
Cumene	2200	820 J	11000	4000 J
Propylbenzene	2200	1600 J	11000	7800 J
Butane	9000	39000	21000	92000
Isopentane	9000	610000	26000	1800000

Client Sample ID: VMP-16-19-021413

Lab ID#: 1302355A-05A

Compound	Rpt. Limit (ppbv)	Amount (ppbv)	Rpt. Limit (ug/m3)	Amount (ug/m3)
Chloromethane	16000	4100 J	34000	8500 J
Acetone	16000	3100 J	39000	7300 J
Carbon Disulfide	4100	750 J	13000	2300 J

eurofins | Air Toxics

Summary of Detected Compounds
EPA METHOD TO-15 GC/MS

Client Sample ID: VMP-16-19-021413

* USE THIS RESULT ONLY. ALL OTHER DATA REPORTED IN 264 X DILUTION ANALYSIS.

Lab ID#: 1302355A-05A DF = 8.24 X

Methylene Chloride	4100	3000 J	14000	10000 J
Methyl tert-butyl ether	4100	1100 J	15000	4000 J
Hexane	4100	740 J	14000	2600 J
Cyclohexane	4100	53000	14000	180000
* 2,2,4-Trimethylpentane	4100	2400000	19000	11000000
Benzene	4100	4900	13000	16000
Trichloroethene	4100	1500 J	22000	8000 J
1,2-Dichloropropane	4100	6000	19000	28000
Ethyl Benzene	4100	17000	18000	76000
m,p-Xylene	4100	6300	18000	28000
Cumene	4100	5600	20000	28000
Propylbenzene	4100	11000	20000	52000
4-Ethyltoluene	4100	2500 J	20000	12000 J
1,2,4-Trimethylbenzene	4100	3600 J	20000	18000 J
Butane	16000	96000	39000	230000
Isopentane	16000	1200000	49000	3600000

Client Sample ID: VMP-16-19-021413

* DO NOT USE THIS DATA. USE ALL OTHER DATA.

Lab ID#: 1302355A-05B DF = 264 X

Compound	Rpt. Limit (ppbv)	Amount (ppbv)	Rpt. Limit (ug/m3)	Amount (ug/m3)
Methylene Chloride	1300	990 J	4600	3400 J
Methyl tert-butyl ether	1300	1200 J	4800	4500 J
Hexane	1300	1100 J	4600	4000 J
Cyclohexane	1300	61000	4500	210000
* ~~2,2,4-Trimethylpentane~~	~~1300~~	~~2700000 E~~	~~6200~~	~~13000000 E~~
Benzene	1300	5300	4200	17000
1,2-Dichloropropane	1300	4600	6100	21000
Toluene	1300	220 J	5000	830 J
Ethyl Benzene	1300	20000	5700	88000
m,p-Xylene	1300	6000	5700	26000
o-Xylene	1300	150 J	5700	640 J
Cumene	1300	5500	6500	27000
Propylbenzene	1300	9200	6500	45000
4-Ethyltoluene	1300	1800	6500	8800

eurofins | Air Toxics

Summary of Detected Compounds
EPA METHOD TO-15 GC/MS

Client Sample ID: VMP-16-19-021413

Lab ID#: 1302355A-05B

1,3,5-Trimethylbenzene	1300	800 J	6500	3900 J	
1,2,4-Trimethylbenzene	1300	2600	6500	13000	
Butane	5300	100000	12000	240000	
Isopentane	5300	1300000	16000	3800000	

Client Sample ID: VMP-16-31-021813

Lab ID#: 1302355A-06A

Compound	Rpt. Limit (ppbv)	Amount (ppbv)	Rpt. Limit (ug/m3)	Amount (ug/m3)
Methylene Chloride	5000	3600 J	17000	12000 J
Methyl tert-butyl ether	5000	1100 J	18000	4100 J
Hexane	5000	860 J	18000	3000 J
Cyclohexane	5000	75000	17000	260000
2,2,4-Trimethylpentane	5000	2700000	23000	13000000
Benzene	5000	9000	16000	29000
1,2-Dichloropropane	5000	5400	23000	25000
Ethyl Benzene	5000	9900	22000	43000
Cumene	5000	4200 J	24000	21000 J
Propylbenzene	5000	7400	24000	36000
Butane	20000	120000	47000	290000
Isopentane	20000	1500000	59000	4600000

Client Sample ID: VMP-55-20-021513

Lab ID#: 1302355A-07A

Compound	Rpt. Limit (ppbv)	Amount (ppbv)	Rpt. Limit (ug/m3)	Amount (ug/m3)
Methylene Chloride	3400	4100	12000	14000
Hexane	3400	12000	12000	42000
Cyclohexane	3400	66000	12000	230000
2,2,4-Trimethylpentane	3400	79000	16000	370000
Benzene	3400	410 J	11000	1300 J
Trichloroethene	3400	1000 J	18000	5500 J
1,2-Dichloropropane	3400	4200	16000	19000
Butane	14000	1200000	33000	2900000

eurofins | Air Toxics

Summary of Detected Compounds
EPA METHOD TO-15 GC/MS

Client Sample ID: VMP-55-20-021513

Lab ID#: 1302355A-07A

Isopentane	14000	1500000	41000	4500000

eurofins | Air Toxics

Client Sample ID: VMP-12-25-021513

Lab ID#: 1302355A-01A

EPA METHOD TO-15 GC/MS

File Name:	**14022730**	**Date of Collection:**	**2/15/13 11:53:00 AM**
Dil. Factor:	**161**	**Date of Analysis:**	**2/28/13 07:09 AM**

Compound	Rpt. Limit (ppbv)	Amount (ppbv)	Rpt. Limit (ug/m3)	Amount (ug/m3)
Freon 12	800	Not Detected	4000	Not Detected
Freon 114	800	Not Detected	5600	Not Detected
Chloromethane	3200	Not Detected	6600	Not Detected
Vinyl Chloride	800	Not Detected	2000	Not Detected
1,3-Butadiene	800	Not Detected	1800	Not Detected
Bromomethane	800	Not Detected	3100	Not Detected
Chloroethane	3200	Not Detected	8500	Not Detected
Freon 11	800	Not Detected	4500	Not Detected
Ethanol	3200	Not Detected	6100	Not Detected
Freon 113	800	Not Detected	6200	Not Detected
1,1-Dichloroethene	800	Not Detected	3200	Not Detected
Acetone	3200	390 J	7600	930 J
2-Propanol	3200	Not Detected	7900	Not Detected
Carbon Disulfide	800	Not Detected	2500	Not Detected
3-Chloropropene	3200	Not Detected	10000	Not Detected
Methylene Chloride	800	520 J J	2800	1800 J J
Methyl tert-butyl ether	800	Not Detected	2900	Not Detected
trans-1,2-Dichloroethene	800	Not Detected	3200	Not Detected
Hexane	800	1900	2800	6600
1,1-Dichloroethane	800	Not Detected	3200	Not Detected
2-Butanone (Methyl Ethyl Ketone)	3200	Not Detected	9500	Not Detected
cis-1,2-Dichloroethene	800	Not Detected	3200	Not Detected
Tetrahydrofuran	800	Not Detected	2400	Not Detected
Chloroform	800	Not Detected	3900	Not Detected
1,1,1-Trichloroethane	800	Not Detected	4400	Not Detected
Cyclohexane	800	5800	2800	20000
Carbon Tetrachloride	800	Not Detected	5100	Not Detected
2,2,4-Trimethylpentane	800	250000	3800	1200000
Benzene	800	1800	2600	5800
1,2-Dichloroethane	800	Not Detected	3200	Not Detected
Heptane	800	Not Detected	3300	Not Detected
Trichloroethene	800	400 J	4300	2100 J
1,2-Dichloropropane	800	3000	3700	14000
1,4-Dioxane	3200	Not Detected	12000	Not Detected
Bromodichloromethane	800	Not Detected	5400	Not Detected
cis-1,3-Dichloropropene	800	Not Detected	3600	Not Detected
4-Methyl-2-pentanone	3200	Not Detected	13000	Not Detected
Toluene	800	Not Detected	3000	Not Detected
trans-1,3-Dichloropropene	800	Not Detected	3600	Not Detected
1,1,2-Trichloroethane	800	Not Detected	4400	Not Detected
Tetrachloroethene	800	Not Detected	5500	Not Detected
2-Hexanone	3200	Not Detected	13000	Not Detected

eurofins | Air Toxics

Client Sample ID: VMP-12-25-021513

Lab ID#: 1302355A-01A

EPA METHOD TO-15 GC/MS

File Name:	**14022730**	**Date of Collection: 2/15/13 11:53:00 AM**	
Dil. Factor:	**161**	**Date of Analysis: 2/28/13 07:09 AM**	

Compound	Rpt. Limit (ppbv)	Amount (ppbv)	Rpt. Limit (ug/m3)	Amount (ug/m3)
Dibromochloromethane	800	Not Detected	6800	Not Detected
1,2-Dibromoethane (EDB)	800	Not Detected	6200	Not Detected
Chlorobenzene	800	Not Detected	3700	Not Detected
Ethyl Benzene	800	Not Detected	3500	Not Detected
m,p-Xylene	800	Not Detected	3500	Not Detected
o-Xylene	800	Not Detected	3500	Not Detected
Styrene	800	Not Detected	3400	Not Detected
Bromoform	800	Not Detected	8300	Not Detected
Cumene	800	Not Detected	4000	Not Detected
1,1,2,2-Tetrachloroethane	800	Not Detected	5500	Not Detected
Propylbenzene	800	Not Detected	4000	Not Detected
4-Ethyltoluene	800	Not Detected	4000	Not Detected
1,3,5-Trimethylbenzene	800	Not Detected	4000	Not Detected
1,2,4-Trimethylbenzene	800	Not Detected	4000	Not Detected
1,3-Dichlorobenzene	800	Not Detected	4800	Not Detected
1,4-Dichlorobenzene	800	Not Detected	4800	Not Detected
alpha-Chlorotoluene	800	Not Detected	4200	Not Detected
1,2-Dichlorobenzene	800	Not Detected	4800	Not Detected
1,2,4-Trichlorobenzene	3200	Not Detected	24000	Not Detected
Hexachlorobutadiene	3200	Not Detected	34000	Not Detected
Butane	3200	22000	7600	53000
Isopentane	3200	480000	9500	1400000

J = Estimated value.
Q = Exceeds Quality Control limits of 70% to 130%, due to matrix effects.
Container Type: 1 Liter Summa Canister

Surrogates	%Recovery	Method Limits
1,2-Dichloroethane-d4	135 Q	70-130
Toluene-d8	102	70-130
4-Bromofluorobenzene	101	70-130

eurofins | Air Toxics

Client Sample ID: VMP-12-39-021513

Lab ID#: 1302355A-02A

EPA METHOD TO-15 GC/MS

File Name:	**14022810**	**Date of Collection: 2/15/13 10:56:00 AM**	
Dil. Factor:	**484**	**Date of Analysis: 2/28/13 01:57 PM**	

Compound	Rpt. Limit (ppbv)	Amount (ppbv)	Rpt. Limit (ug/m3)	Amount (ug/m3)
Freon 12	2400	Not Detected	12000	Not Detected
Freon 114	2400	Not Detected	17000	Not Detected
Chloromethane	9700	Not Detected	20000	Not Detected
Vinyl Chloride	2400	Not Detected	6200	Not Detected
1,3-Butadiene	2400	Not Detected	5400	Not Detected
Bromomethane	2400	Not Detected	9400	Not Detected
Chloroethane	9700	840 J	26000	2200 J
Freon 11	2400	Not Detected	14000	Not Detected
Ethanol	9700	Not Detected	18000	Not Detected
Freon 113	2400	Not Detected	18000	Not Detected
1,1-Dichloroethene	2400	260 J	9600	1000 J
Acetone	9700	Not Detected	23000	Not Detected
2-Propanol	9700	Not Detected	24000	Not Detected
Carbon Disulfide	2400	Not Detected	7500	Not Detected
3-Chloropropene	9700	Not Detected	30000	Not Detected
Methylene Chloride	2400	2700	8400	9500
Methyl tert-butyl ether	2400	Not Detected	8700	Not Detected
trans-1,2-Dichloroethene	2400	Not Detected	9600	Not Detected
Hexane	2400	64000	8500	220000
1,1-Dichloroethane	2400	Not Detected	9800	Not Detected
2-Butanone (Methyl Ethyl Ketone)	9700	Not Detected	28000	Not Detected
cis-1,2-Dichloroethene	2400	Not Detected	9600	Not Detected
Tetrahydrofuran	2400	Not Detected	7100	Not Detected
Chloroform	2400	Not Detected	12000	Not Detected
1,1,1-Trichloroethane	2400	Not Detected	13000	Not Detected
Cyclohexane	2400	52000	8300	180000
Carbon Tetrachloride	2400	Not Detected	15000	Not Detected
2,2,4-Trimethylpentane	2400	780000	11000	3600000
Benzene	2400	1300000	7700	4100000
1,2-Dichloroethane	2400	Not Detected	9800	Not Detected
Heptane	2400	19000	9900	78000
Trichloroethene	2400	1200 J	13000	6400 J
1,2-Dichloropropane	2400	4500	11000	21000
1,4-Dioxane	9700	Not Detected	35000	Not Detected
Bromodichloromethane	2400	Not Detected	16000	Not Detected
cis-1,3-Dichloropropene	2400	Not Detected	11000	Not Detected
4-Methyl-2-pentanone	9700	Not Detected	40000	Not Detected
Toluene	2400	810 J	9100	3100 J
trans-1,3-Dichloropropene	2400	Not Detected	11000	Not Detected
1,1,2-Trichloroethane	2400	Not Detected	13000	Not Detected
Tetrachloroethene	2400	Not Detected	16000	Not Detected
2-Hexanone	9700	Not Detected	40000	Not Detected

Client Sample ID: VMP-12-39-021513

Lab ID#: 1302355A-02A

EPA METHOD TO-15 GC/MS

File Name:	**14022810**	**Date of Collection: 2/15/13 10:56:00 AM**	
Dil. Factor:	**484**	**Date of Analysis: 2/28/13 01:57 PM**	

Compound	Rpt. Limit (ppbv)	Amount (ppbv)	Rpt. Limit (ug/m3)	Amount (ug/m3)
Dibromochloromethane	2400	Not Detected	21000	Not Detected
1,2-Dibromoethane (EDB)	2400	Not Detected	18000	Not Detected
Chlorobenzene	2400	Not Detected	11000	Not Detected
Ethyl Benzene	2400	9500	10000	41000
m,p-Xylene	2400	4800	10000	21000
o-Xylene	2400	Not Detected	10000	Not Detected
Styrene	2400	Not Detected	10000	Not Detected
Bromoform	2400	Not Detected	25000	Not Detected
Cumene	2400	3400	12000	17000
1,1,2,2-Tetrachloroethane	2400	Not Detected	17000	Not Detected
Propylbenzene	2400	4000	12000	20000
4-Ethyltoluene	2400	1900 J	12000	9200 J
1,3,5-Trimethylbenzene	2400	Not Detected	12000	Not Detected
1,2,4-Trimethylbenzene	2400	3200	12000	16000
1,3-Dichlorobenzene	2400	Not Detected	14000	Not Detected
1,4-Dichlorobenzene	2400	Not Detected	14000	Not Detected
alpha-Chlorotoluene	2400	Not Detected	12000	Not Detected
1,2-Dichlorobenzene	2400	Not Detected	14000	Not Detected
1,2,4-Trichlorobenzene	9700	Not Detected	72000	Not Detected
Hexachlorobutadiene	9700	Not Detected	100000	Not Detected
Butane	9700	140000	23000	320000
Isopentane	9700	1400000	28000	4100000

J = Estimated value.

Container Type: 1 Liter Summa Canister

Surrogates	%Recovery	Method Limits
1,2-Dichloroethane-d4	128	70-130
Toluene-d8	101	70-130
4-Bromofluorobenzene	98	70-130

eurofins | Air Toxics

Client Sample ID: VMP-16-5-021413

Lab ID#: 1302355A-03A

EPA METHOD TO-15 GC/MS

File Name:	**14022731**	**Date of Collection:**	**2/14/13 10:44:00 AM**
Dil. Factor:	**22.0**	**Date of Analysis:**	**2/28/13 07:46 AM**

Compound	Rpt. Limit (ppbv)	Amount (ppbv)	Rpt. Limit (ug/m3)	Amount (ug/m3)
Freon 12	110	Not Detected	540	Not Detected
Freon 114	110	Not Detected	770	Not Detected
Chloromethane	440	Not Detected	910	Not Detected
Vinyl Chloride	110	Not Detected	280	Not Detected
1,3-Butadiene	110	Not Detected	240	Not Detected
Bromomethane	110	Not Detected	430	Not Detected
Chloroethane	440	Not Detected	1200	Not Detected
Freon 11	110	Not Detected	620	Not Detected
Ethanol	440	Not Detected	830	Not Detected
Freon 113	110	Not Detected	840	Not Detected
1,1-Dichloroethene	110	Not Detected	440	Not Detected
Acetone	440	Not Detected	1000	Not Detected
2-Propanol	440	Not Detected	1100	Not Detected
Carbon Disulfide	110	Not Detected	340	Not Detected
3-Chloropropene	440	Not Detected	1400	Not Detected
Methylene Chloride	110	69 J J	380	240 J J
Methyl tert-butyl ether	110	Not Detected	400	Not Detected
trans-1,2-Dichloroethene	110	Not Detected	440	Not Detected
Hexane	110	Not Detected	390	Not Detected
1,1-Dichloroethane	110	Not Detected	440	Not Detected
2-Butanone (Methyl Ethyl Ketone)	440	Not Detected	1300	Not Detected
cis-1,2-Dichloroethene	110	Not Detected	440	Not Detected
Tetrahydrofuran	110	Not Detected	320	Not Detected
Chloroform	110	Not Detected	540	Not Detected
1,1,1-Trichloroethane	110	Not Detected	600	Not Detected
Cyclohexane	110	70 J	380	240 J
Carbon Tetrachloride	110	Not Detected	690	Not Detected
2,2,4-Trimethylpentane	110	63000	510	290000
Benzene	110	54 J	350	170 J
1,2-Dichloroethane	110	Not Detected	440	Not Detected
Heptane	110	Not Detected	450	Not Detected
Trichloroethene	110	44 J	590	240 J
1,2-Dichloropropane	110	660	510	3100
1,4-Dioxane	440	Not Detected	1600	Not Detected
Bromodichloromethane	110	Not Detected	740	Not Detected
cis-1,3-Dichloropropene	110	Not Detected	500	Not Detected
4-Methyl-2-pentanone	440	Not Detected	1800	Not Detected
Toluene	110	Not Detected	410	Not Detected
trans-1,3-Dichloropropene	110	Not Detected	500	Not Detected
1,1,2-Trichloroethane	110	Not Detected	600	Not Detected
Tetrachloroethene	110	Not Detected	750	Not Detected
2-Hexanone	440	Not Detected	1800	Not Detected

eurofins | Air Toxics

Client Sample ID: VMP-16-5-021413

Lab ID#: 1302355A-03A

EPA METHOD TO-15 GC/MS

File Name:	14022731	**Date of Collection:**	**2/14/13 10:44:00 AM**
Dil. Factor:	22.0	**Date of Analysis:**	**2/28/13 07:46 AM**

Compound	Rpt. Limit (ppbv)	Amount (ppbv)	Rpt. Limit (ug/m3)	Amount (ug/m3)
Dibromochloromethane	110	Not Detected	940	Not Detected
1,2-Dibromoethane (EDB)	110	Not Detected	840	Not Detected
Chlorobenzene	110	Not Detected	510	Not Detected
Ethyl Benzene	110	Not Detected	480	Not Detected
m,p-Xylene	110	Not Detected	480	Not Detected
o-Xylene	110	Not Detected	480	Not Detected
Styrene	110	Not Detected	470	Not Detected
Bromoform	110	Not Detected	1100	Not Detected
Cumene	110	Not Detected	540	Not Detected
1,1,2,2-Tetrachloroethane	110	Not Detected	760	Not Detected
Propylbenzene	110	Not Detected	540	Not Detected
4-Ethyltoluene	110	Not Detected	540	Not Detected
1,3,5-Trimethylbenzene	110	Not Detected	540	Not Detected
1,2,4-Trimethylbenzene	110	Not Detected	540	Not Detected
1,3-Dichlorobenzene	110	Not Detected	660	Not Detected
1,4-Dichlorobenzene	110	Not Detected	660	Not Detected
alpha-Chlorotoluene	110	Not Detected	570	Not Detected
1,2-Dichlorobenzene	110	Not Detected	660	Not Detected
1,2,4-Trichlorobenzene	440	Not Detected	3300	Not Detected
Hexachlorobutadiene	440	Not Detected	4700	Not Detected
Butane	440	Not Detected	1000	Not Detected
Isopentane	440	1800	1300	5400

J = Estimated value.
Q = Exceeds Quality Control limits of 70% to 130%, due to matrix effects.
Container Type: 1 Liter Summa Canister

Surrogates	%Recovery	Method Limits
1,2-Dichloroethane-d4	132 Q	70-130
Toluene-d8	102	70-130
4-Bromofluorobenzene	99	70-130

eurofins | Air Toxics

* USE THIS RESULT ONLY. ALL OTHER DATA REPORTED IN 4X DILUTION ANALYSIS.

Client Sample ID: VMP-16-13.5-021413
Lab ID#: 1302355A-04A
EPA METHOD TO-15 GC/MS

File Name:	**14022807**	**Date of Collection: 2/14/13 11:43:00 AM**	
Dil. Factor:	**672**	**Date of Analysis: 2/28/13 12:16 PM**	

Compound	Rpt. Limit (ppbv)	Amount (ppbv)	Rpt. Limit (ug/m3)	Amount (ug/m3)
Freon 12	3400	Not Detected	17000	Not Detected
Freon 114	3400	Not Detected	23000	Not Detected
Chloromethane	13000	2400 J	28000	4900 J
Vinyl Chloride	3400	Not Detected	8600	Not Detected
1,3-Butadiene	3400	Not Detected	7400	Not Detected
Bromomethane	3400	Not Detected	13000	Not Detected
Chloroethane	13000	Not Detected	35000	Not Detected
Freon 11	3400	Not Detected	19000	Not Detected
Ethanol	13000	1600 J	25000	3100 J
Freon 113	3400	Not Detected	26000	Not Detected
1,1-Dichloroethene	3400	Not Detected	13000	Not Detected
Acetone	13000	2600 J	32000	6300 J
2-Propanol	13000	Not Detected	33000	Not Detected
Carbon Disulfide	3400	570 J	10000	1800 J
3-Chloropropene	13000	Not Detected	42000	Not Detected
Methylene Chloride	3400	2800 J	12000	9600 J
Methyl tert-butyl ether	3400	620 J	12000	2200 J
trans-1,2-Dichloroethene	3400	Not Detected	13000	Not Detected
Hexane	3400	980 J	12000	3400 J
1,1-Dichloroethane	3400	Not Detected	14000	Not Detected
2-Butanone (Methyl Ethyl Ketone)	13000	Not Detected	40000	Not Detected
cis-1,2-Dichloroethene	3400	Not Detected	13000	Not Detected
Tetrahydrofuran	3400	Not Detected	9900	Not Detected
Chloroform	3400	Not Detected	16000	Not Detected
1,1,1-Trichloroethane	3400	Not Detected	18000	Not Detected
Cyclohexane	3400	40000	12000	140000
Carbon Tetrachloride	3400	Not Detected	21000	Not Detected
* 2,2,4-Trimethylpentane	3400	2400000	16000	11000000
Benzene	3400	5900	11000	19000
1,2-Dichloroethane	3400	Not Detected	14000	Not Detected
Heptane	3400	Not Detected	14000	Not Detected
Trichloroethene	3400	940 J	18000	5100 J
1,2-Dichloropropane	3400	5600	16000	26000
1,4-Dioxane	13000	Not Detected	48000	Not Detected
Bromodichloromethane	3400	Not Detected	22000	Not Detected
cis-1,3-Dichloropropene	3400	Not Detected	15000	Not Detected
4-Methyl-2-pentanone	13000	Not Detected	55000	Not Detected
Toluene	3400	410 J	13000	1500 J
trans-1,3-Dichloropropene	3400	Not Detected	15000	Not Detected
1,1,2-Trichloroethane	3400	Not Detected	18000	Not Detected
Tetrachloroethene	3400	Not Detected	23000	Not Detected
2-Hexanone	13000	Not Detected	55000	Not Detected

eurofins | Air Toxics

Client Sample ID: VMP-16-13.5-021413

Lab ID#: 1302355A-04A

EPA METHOD TO-15 GC/MS

File Name:	**14022807**	**Date of Collection:**	**2/14/13 11:43:00 AM**
Dil. Factor:	**672**	**Date of Analysis:**	**2/28/13 12:16 PM**

Compound	Rpt. Limit (ppbv)	Amount (ppbv)	Rpt. Limit (ug/m3)	Amount (ug/m3)
Dibromochloromethane	3400	Not Detected	29000	Not Detected
1,2-Dibromoethane (EDB)	3400	Not Detected	26000	Not Detected
Chlorobenzene	3400	Not Detected	15000	Not Detected
Ethyl Benzene	3400	640 J	14000	2800 J
m,p-Xylene	3400	Not Detected	14000	Not Detected
o-Xylene	3400	Not Detected	14000	Not Detected
Styrene	3400	Not Detected	14000	Not Detected
Bromoform	3400	Not Detected	35000	Not Detected
Cumene	3400	670 J	16000	3300 J
1,1,2,2-Tetrachloroethane	3400	Not Detected	23000	Not Detected
Propylbenzene	3400	1300 J	16000	6500 J
4-Ethyltoluene	3400	Not Detected	16000	Not Detected
1,3,5-Trimethylbenzene	3400	Not Detected	16000	Not Detected
1,2,4-Trimethylbenzene	3400	Not Detected	16000	Not Detected
1,3-Dichlorobenzene	3400	Not Detected	20000	Not Detected
1,4-Dichlorobenzene	3400	Not Detected	20000	Not Detected
alpha-Chlorotoluene	3400	Not Detected	17000	Not Detected
1,2-Dichlorobenzene	3400	Not Detected	20000	Not Detected
1,2,4-Trichlorobenzene	13000	Not Detected	100000	Not Detected
Hexachlorobutadiene	13000	Not Detected	140000	Not Detected
Butane	13000	33000	32000	79000
Isopentane	13000	580000	40000	1700000

J = Estimated value.
Q = Exceeds Quality Control limits of 70% to 130%, due to matrix effects.
Container Type: 1 Liter Summa Canister

Surrogates	%Recovery	Method Limits
1,2-Dichloroethane-d4	132 Q	70-130
Toluene-d8	101	70-130
4-Bromofluorobenzene	99	70-130

eurofins | Air Toxics

Client Sample ID: VMP-16-13.5-021413

* DO NOT USE THIS DATA. USE ALL OTHER DATA.

Lab ID#: 1302355A-04B

EPA METHOD TO-15 GC/MS

File Name:	**14022733**	**Date of Collection: 2/14/13 11:43:00 AM**	
Dil. Factor:	**448**	**Date of Analysis: 2/28/13 08:36 AM**	

Compound	Rpt. Limit (ppbv)	Amount (ppbv)	Rpt. Limit (ug/m3)	Amount (ug/m3)
Freon 12	2200	Not Detected	11000	Not Detected
Freon 114	2200	Not Detected	16000	Not Detected
Chloromethane	9000	Not Detected	18000	Not Detected
Vinyl Chloride	2200	Not Detected	5700	Not Detected
1,3-Butadiene	2200	Not Detected	5000	Not Detected
Bromomethane	2200	Not Detected	8700	Not Detected
Chloroethane	9000	Not Detected	24000	Not Detected
Freon 11	2200	Not Detected	12000	Not Detected
Ethanol	9000	Not Detected	17000	Not Detected
Freon 113	2200	390 J	17000	3000 J
1,1-Dichloroethene	2200	430 J	8900	1700 J
Acetone	9000	2200 J	21000	5300 J
2-Propanol	9000	Not Detected	22000	Not Detected
Carbon Disulfide	2200	740 J	7000	2300 J
3-Chloropropene	9000	Not Detected	28000	Not Detected
Methylene Chloride	2200	3400 J	7800	12000 J
Methyl tert-butyl ether	2200	590 J	8100	2100 J
trans-1,2-Dichloroethene	2200	Not Detected	8900	Not Detected
Hexane	2200	1700 J	7900	6100 J
1,1-Dichloroethane	2200	Not Detected	9100	Not Detected
2-Butanone (Methyl Ethyl Ketone)	9000	Not Detected	26000	Not Detected
cis-1,2-Dichloroethene	2200	Not Detected	8900	Not Detected
Tetrahydrofuran	2200	Not Detected	6600	Not Detected
Chloroform	2200	Not Detected	11000	Not Detected
1,1,1-Trichloroethane	2200	Not Detected	12000	Not Detected
Cyclohexane	2200	38000	7700	130000
Carbon Tetrachloride	2200	Not Detected	14000	Not Detected
* ~~2,2,4-Trimethylpentane~~	~~2200~~	~~2400000 E~~	~~10000~~	~~11000000 E~~
Benzene	2200	6600	7200	21000
1,2-Dichloroethane	2200	Not Detected	9100	Not Detected
Heptane	2200	Not Detected	9200	Not Detected
Trichloroethene	2200	3400	12000	18000
1,2-Dichloropropane	2200	10000	10000	48000
1,4-Dioxane	9000	Not Detected	32000	Not Detected
Bromodichloromethane	2200	Not Detected	15000	Not Detected
cis-1,3-Dichloropropene	2200	Not Detected	10000	Not Detected
4-Methyl-2-pentanone	9000	Not Detected	37000	Not Detected
Toluene	2200	740 J	8400	2800 J
trans-1,3-Dichloropropene	2200	Not Detected	10000	Not Detected
1,1,2-Trichloroethane	2200	Not Detected	12000	Not Detected
Tetrachloroethene	2200	Not Detected	15000	Not Detected
2-Hexanone	9000	Not Detected	37000	Not Detected

eurofins | Air Toxics

Client Sample ID: VMP-16-13.5-021413

Lab ID#: 1302355A-04B

EPA METHOD TO-15 GC/MS

File Name:	**14022733**	**Date of Collection:**	**2/14/13 11:43:00 AM**
Dil. Factor:	**448**	**Date of Analysis:**	**2/28/13 08:36 AM**

Compound	Rpt. Limit (ppbv)	Amount (ppbv)	Rpt. Limit (ug/m3)	Amount (ug/m3)
Dibromochloromethane	2200	Not Detected	19000	Not Detected
1,2-Dibromoethane (EDB)	2200	Not Detected	17000	Not Detected
Chlorobenzene	2200	Not Detected	10000	Not Detected
Ethyl Benzene	2200	920 J	9700	4000 J
m,p-Xylene	2200	500 J	9700	2200 J
o-Xylene	2200	Not Detected	9700	Not Detected
Styrene	2200	Not Detected	9500	Not Detected
Bromoform	2200	Not Detected	23000	Not Detected
Cumene	2200	820 J	11000	4000 J
1,1,2,2-Tetrachloroethane	2200	Not Detected	15000	Not Detected
Propylbenzene	2200	1600 J	11000	7800 J
4-Ethyltoluene	2200	Not Detected	11000	Not Detected
1,3,5-Trimethylbenzene	2200	Not Detected	11000	Not Detected
1,2,4-Trimethylbenzene	2200	Not Detected	11000	Not Detected
1,3-Dichlorobenzene	2200	Not Detected	13000	Not Detected
1,4-Dichlorobenzene	2200	Not Detected	13000	Not Detected
alpha-Chlorotoluene	2200	Not Detected	12000	Not Detected
1,2-Dichlorobenzene	2200	Not Detected	13000	Not Detected
1,2,4-Trichlorobenzene	9000	Not Detected	66000	Not Detected
Hexachlorobutadiene	9000	Not Detected	96000	Not Detected
Butane	9000	39000	21000	92000
Isopentane	9000	610000	26000	1800000

J = Estimated value.
E = Exceeds instrument calibration range.
Q = Exceeds Quality Control limits of 70% to 130%, due to matrix effects.
Container Type: 1 Liter Summa Canister

Surrogates	%Recovery	Method Limits
1,2-Dichloroethane-d4	147 Q	70-130
Toluene-d8	102	70-130
4-Bromofluorobenzene	98	70-130

eurofins | Air Toxics

Client Sample ID: VMP-16-19-021413
Lab ID#: 1302355A-05A
EPA METHOD TO-15 GC/MS

* USE THIS DATA ONLY. ALL OTHER DATA REPORTED IN 264X DILUTION ANALYSIS.

File Name:	**14022808**	**Date of Collection:**	**2/14/13 2:20:00 PM**
Dil. Factor:	**825**	**Date of Analysis:**	**2/28/13 12:47 PM**

Compound	Rpt. Limit (ppbv)	Amount (ppbv)	Rpt. Limit (ug/m3)	Amount (ug/m3)
Freon 12	4100	Not Detected	20000	Not Detected
Freon 114	4100	Not Detected	29000	Not Detected
Chloromethane	16000	4100 J	34000	8500 J
Vinyl Chloride	4100	Not Detected	10000	Not Detected
1,3-Butadiene	4100	Not Detected	9100	Not Detected
Bromomethane	4100	Not Detected	16000	Not Detected
Chloroethane	16000	Not Detected	44000	Not Detected
Freon 11	4100	Not Detected	23000	Not Detected
Ethanol	16000	Not Detected	31000	Not Detected
Freon 113	4100	Not Detected	32000	Not Detected
1,1-Dichloroethene	4100	Not Detected	16000	Not Detected
Acetone	16000	3100 J	39000	7300 J
2-Propanol	16000	Not Detected	40000	Not Detected
Carbon Disulfide	4100	750 J	13000	2300 J
3-Chloropropene	16000	Not Detected	52000	Not Detected
Methylene Chloride	4100	3000 J	14000	10000 J
Methyl tert-butyl ether	4100	1100 J	15000	4000 J
trans-1,2-Dichloroethene	4100	Not Detected	16000	Not Detected
Hexane	4100	740 J	14000	2600 J
1,1-Dichloroethane	4100	Not Detected	17000	Not Detected
2-Butanone (Methyl Ethyl Ketone)	16000	Not Detected	49000	Not Detected
cis-1,2-Dichloroethene	4100	Not Detected	16000	Not Detected
Tetrahydrofuran	4100	Not Detected	12000	Not Detected
Chloroform	4100	Not Detected	20000	Not Detected
1,1,1-Trichloroethane	4100	Not Detected	22000	Not Detected
Cyclohexane	4100	53000	14000	180000
Carbon Tetrachloride	4100	Not Detected	26000	Not Detected
2,2,4-Trimethylpentane	4100	2400000	19000	11000000
Benzene	4100	4900	13000	16000
1,2-Dichloroethane	4100	Not Detected	17000	Not Detected
Heptane	4100	Not Detected	17000	Not Detected
Trichloroethene	4100	1500 J	22000	8000 J
1,2-Dichloropropane	4100	6000	19000	28000
1,4-Dioxane	16000	Not Detected	59000	Not Detected
Bromodichloromethane	4100	Not Detected	28000	Not Detected
cis-1,3-Dichloropropene	4100	Not Detected	19000	Not Detected
4-Methyl-2-pentanone	16000	Not Detected	68000	Not Detected
Toluene	4100	Not Detected	16000	Not Detected
trans-1,3-Dichloropropene	4100	Not Detected	19000	Not Detected
1,1,2-Trichloroethane	4100	Not Detected	22000	Not Detected
Tetrachloroethene	4100	Not Detected	28000	Not Detected
2-Hexanone	16000	Not Detected	68000	Not Detected

Client Sample ID: VMP-16-19-021413

Lab ID#: 1302355A-05A

EPA METHOD TO-15 GC/MS

File Name:	**14022808**	**Date of Collection:**	**2/14/13 2:20:00 PM**
Dil. Factor:	**825**	**Date of Analysis:**	**2/28/13 12:47 PM**

Compound	Rpt. Limit (ppbv)	Amount (ppbv)	Rpt. Limit (ug/m3)	Amount (ug/m3)
Dibromochloromethane	4100	Not Detected	35000	Not Detected
1,2-Dibromoethane (EDB)	4100	Not Detected	32000	Not Detected
Chlorobenzene	4100	Not Detected	19000	Not Detected
Ethyl Benzene	4100	17000	18000	76000
m,p-Xylene	4100	6300	18000	28000
o-Xylene	4100	Not Detected	18000	Not Detected
Styrene	4100	Not Detected	18000	Not Detected
Bromoform	4100	Not Detected	43000	Not Detected
Cumene	4100	5600	20000	28000
1,1,2,2-Tetrachloroethane	4100	Not Detected	28000	Not Detected
Propylbenzene	4100	11000	20000	52000
4-Ethyltoluene	4100	2500 J	20000	12000 J
1,3,5-Trimethylbenzene	4100	Not Detected	20000	Not Detected
1,2,4-Trimethylbenzene	4100	3600 J	20000	18000 J
1,3-Dichlorobenzene	4100	Not Detected	25000	Not Detected
1,4-Dichlorobenzene	4100	Not Detected	25000	Not Detected
alpha-Chlorotoluene	4100	Not Detected	21000	Not Detected
1,2-Dichlorobenzene	4100	Not Detected	25000	Not Detected
1,2,4-Trichlorobenzene	16000	Not Detected	120000	Not Detected
Hexachlorobutadiene	16000	Not Detected	180000	Not Detected
Butane	16000	96000	39000	230000
Isopentane	16000	1200000	49000	3600000

J = Estimated value.

Container Type: 1 Liter Summa Canister

Surrogates	%Recovery	Method Limits
1,2-Dichloroethane-d4	129	70-130
Toluene-d8	102	70-130
4-Bromofluorobenzene	97	70-130

eurofins | Air Toxics

Client Sample ID: VMP-16-19-021413 DO NOT USE THIS DATA, USE ALL OTHER DATA.

Lab ID#: 1302355A-05B

EPA METHOD TO-15 GC/MS

File Name:	**14022732**	**Date of Collection: 2/14/13 2:20:00 PM**	
Dil. Factor:	**264**	**Date of Analysis: 2/28/13 08:10 AM**	

Compound	Rpt. Limit (ppbv)	Amount (ppbv)	Rpt. Limit (ug/m3)	Amount (ug/m3)
Freon 12	1300	Not Detected	6500	Not Detected
Freon 114	1300	Not Detected	9200	Not Detected
Chloromethane	5300	Not Detected	11000	Not Detected
Vinyl Chloride	1300	Not Detected	3400	Not Detected
1,3-Butadiene	1300	Not Detected	2900	Not Detected
Bromomethane	1300	Not Detected	5100	Not Detected
Chloroethane	5300	Not Detected	14000	Not Detected
Freon 11	1300	Not Detected	7400	Not Detected
Ethanol	5300	Not Detected	9900	Not Detected
Freon 113	1300	Not Detected	10000	Not Detected
1,1-Dichloroethene	1300	Not Detected	5200	Not Detected
Acetone	5300	Not Detected	12000	Not Detected
2-Propanol	5300	Not Detected	13000	Not Detected
Carbon Disulfide	1300	Not Detected	4100	Not Detected
3-Chloropropene	5300	Not Detected	16000	Not Detected
Methylene Chloride	1300	990 J	4600	3400 J
Methyl tert-butyl ether	1300	1200 J	4800	4500 J
trans-1,2-Dichloroethene	1300	Not Detected	5200	Not Detected
Hexane	1300	1100 J	4600	4000 J
1,1-Dichloroethane	1300	Not Detected	5300	Not Detected
2-Butanone (Methyl Ethyl Ketone)	5300	Not Detected	16000	Not Detected
cis-1,2-Dichloroethene	1300	Not Detected	5200	Not Detected
Tetrahydrofuran	1300	Not Detected	3900	Not Detected
Chloroform	1300	Not Detected	6400	Not Detected
1,1,1-Trichloroethane	1300	Not Detected	7200	Not Detected
Cyclohexane	1300	61000 J	4500	210000 J
Carbon Tetrachloride	1300	Not Detected	8300	Not Detected
~~2,2,4-Trimethylpentane~~	~~1300~~	~~2700000 E~~	~~6200~~	~~13000000 E~~
Benzene	1300	5300 J	4200	17000 J
1,2-Dichloroethane	1300	Not Detected	5300	Not Detected
Heptane	1300	Not Detected	5400	Not Detected
Trichloroethene	1300	Not Detected	7100	Not Detected
1,2-Dichloropropane	1300	4600 J	6100	21000 J
1,4-Dioxane	5300	Not Detected	19000	Not Detected
Bromodichloromethane	1300	Not Detected	8800	Not Detected
cis-1,3-Dichloropropene	1300	Not Detected	6000	Not Detected
4-Methyl-2-pentanone	5300	Not Detected	22000	Not Detected
Toluene	1300	220 J	5000	830 J
trans-1,3-Dichloropropene	1300	Not Detected	6000	Not Detected
1,1,2-Trichloroethane	1300	Not Detected	7200	Not Detected
Tetrachloroethene	1300	Not Detected	9000	Not Detected
2-Hexanone	5300	Not Detected	22000	Not Detected

eurofins | Air Toxics

Client Sample ID: VMP-16-19-021413

Lab ID#: 1302355A-05B

EPA METHOD TO-15 GC/MS

File Name:	**14022732**	**Date of Collection: 2/14/13 2:20:00 PM**	
Dil. Factor:	**264**	**Date of Analysis: 2/28/13 08:10 AM**	

Compound	Rpt. Limit (ppbv)	Amount (ppbv)	Rpt. Limit (ug/m3)	Amount (ug/m3)
Dibromochloromethane	1300	Not Detected	11000	Not Detected
1,2-Dibromoethane (EDB)	1300	Not Detected	10000	Not Detected
Chlorobenzene	1300	Not Detected	6100	Not Detected
Ethyl Benzene	1300	20000 J	5700	88000 J
m,p-Xylene	1300	6000 J	5700	26000 J
o-Xylene	1300	150 J J	5700	640 J J
Styrene	1300	Not Detected	5600	Not Detected
Bromoform	1300	Not Detected	14000	Not Detected
Cumene	1300	5500 J	6500	27000 J
1,1,2,2-Tetrachloroethane	1300	Not Detected	9100	Not Detected
Propylbenzene	1300	9200 J J	6500	45000 J J
4-Ethyltoluene	1300	1800 J J	6500	8800 J J
1,3,5-Trimethylbenzene	1300	800 J J	6500	3900 J J
1,2,4-Trimethylbenzene	1300	2600 J J	6500	13000 J J
1,3-Dichlorobenzene	1300	Not Detected	7900	Not Detected
1,4-Dichlorobenzene	1300	Not Detected	7900	Not Detected
alpha-Chlorotoluene	1300	Not Detected	6800	Not Detected
1,2-Dichlorobenzene	1300	Not Detected	7900	Not Detected
1,2,4-Trichlorobenzene	5300	Not Detected	39000	Not Detected
Hexachlorobutadiene	5300	Not Detected	56000	Not Detected
Butane	5300	100000 J	12000	240000 J
Isopentane	5300	1300000 J	16000	3800000 J

J = Estimated value.
E = Exceeds instrument calibration range.
Q = Exceeds Quality Control limits of 70% to 130%, due to matrix effects.
Container Type: 1 Liter Summa Canister

Surrogates	%Recovery	Method Limits
1,2-Dichloroethane-d4	160 Q	70-130
Toluene-d8	102	70-130
4-Bromofluorobenzene	101	70-130

eurofins | Air Toxics

Client Sample ID: VMP-16-31-021813

Lab ID#: 1302355A-06A

EPA METHOD TO-15 GC/MS

File Name:	**14022811**	**Date of Collection:**	**2/18/13 3:02:00 PM**
Dil. Factor:	**997**	**Date of Analysis:**	**2/28/13 02:23 PM**

Compound	Rpt. Limit (ppbv)	Amount (ppbv)	Rpt. Limit (ug/m3)	Amount (ug/m3)
Freon 12	5000	Not Detected	25000	Not Detected
Freon 114	5000	Not Detected	35000	Not Detected
Chloromethane	20000	Not Detected	41000	Not Detected
Vinyl Chloride	5000	Not Detected	13000	Not Detected
1,3-Butadiene	5000	Not Detected	11000	Not Detected
Bromomethane	5000	Not Detected	19000	Not Detected
Chloroethane	20000	Not Detected	53000	Not Detected
Freon 11	5000	Not Detected	28000	Not Detected
Ethanol	20000	Not Detected	38000	Not Detected
Freon 113	5000	Not Detected	38000	Not Detected
1,1-Dichloroethene	5000	Not Detected	20000	Not Detected
Acetone	20000	Not Detected	47000	Not Detected
2-Propanol	20000	Not Detected	49000	Not Detected
Carbon Disulfide	5000	Not Detected	16000	Not Detected
3-Chloropropene	20000	Not Detected	62000	Not Detected
Methylene Chloride	5000	3600 J	17000	12000 J
Methyl tert-butyl ether	5000	1100 J	18000	4100 J
trans-1,2-Dichloroethene	5000	Not Detected	20000	Not Detected
Hexane	5000	860 J	18000	3000 J
1,1-Dichloroethane	5000	Not Detected	20000	Not Detected
2-Butanone (Methyl Ethyl Ketone)	20000	Not Detected	59000	Not Detected
cis-1,2-Dichloroethene	5000	Not Detected	20000	Not Detected
Tetrahydrofuran	5000	Not Detected	15000	Not Detected
Chloroform	5000	Not Detected	24000	Not Detected
1,1,1-Trichloroethane	5000	Not Detected	27000	Not Detected
Cyclohexane	5000	75000	17000	260000
Carbon Tetrachloride	5000	Not Detected	31000	Not Detected
2,2,4-Trimethylpentane	5000	2700000	23000	13000000
Benzene	5000	9000	16000	29000
1,2-Dichloroethane	5000	Not Detected	20000	Not Detected
Heptane	5000	Not Detected	20000	Not Detected
Trichloroethene	5000	Not Detected	27000	Not Detected
1,2-Dichloropropane	5000	5400	23000	25000
1,4-Dioxane	20000	Not Detected	72000	Not Detected
Bromodichloromethane	5000	Not Detected	33000	Not Detected
cis-1,3-Dichloropropene	5000	Not Detected	23000	Not Detected
4-Methyl-2-pentanone	20000	Not Detected	82000	Not Detected
Toluene	5000	Not Detected	19000	Not Detected
trans-1,3-Dichloropropene	5000	Not Detected	23000	Not Detected
1,1,2-Trichloroethane	5000	Not Detected	27000	Not Detected
Tetrachloroethene	5000	Not Detected	34000	Not Detected
2-Hexanone	20000	Not Detected	82000	Not Detected

eurofins | Air Toxics

Client Sample ID: VMP-16-31-021813

Lab ID#: 1302355A-06A

EPA METHOD TO-15 GC/MS

File Name:	**14022811**	**Date of Collection: 2/18/13 3:02:00 PM**	
Dil. Factor:	**997**	**Date of Analysis: 2/28/13 02:23 PM**	

Compound	Rpt. Limit (ppbv)	Amount (ppbv)	Rpt. Limit (ug/m3)	Amount (ug/m3)
Dibromochloromethane	5000	Not Detected	42000	Not Detected
1,2-Dibromoethane (EDB)	5000	Not Detected	38000	Not Detected
Chlorobenzene	5000	Not Detected	23000	Not Detected
Ethyl Benzene	5000	9900	22000	43000
m,p-Xylene	5000	Not Detected	22000	Not Detected
o-Xylene	5000	Not Detected	22000	Not Detected
Styrene	5000	Not Detected	21000	Not Detected
Bromoform	5000	Not Detected	52000	Not Detected
Cumene	5000	4200 J	24000	21000 J
1,1,2,2-Tetrachloroethane	5000	Not Detected	34000	Not Detected
Propylbenzene	5000	7400	24000	36000
4-Ethyltoluene	5000	Not Detected	24000	Not Detected
1,3,5-Trimethylbenzene	5000	Not Detected	24000	Not Detected
1,2,4-Trimethylbenzene	5000	Not Detected	24000	Not Detected
1,3-Dichlorobenzene	5000	Not Detected	30000	Not Detected
1,4-Dichlorobenzene	5000	Not Detected	30000	Not Detected
alpha-Chlorotoluene	5000	Not Detected	26000	Not Detected
1,2-Dichlorobenzene	5000	Not Detected	30000	Not Detected
1,2,4-Trichlorobenzene	20000	Not Detected	150000	Not Detected
Hexachlorobutadiene	20000	Not Detected	210000	Not Detected
Butane	20000	120000	47000	290000
Isopentane	20000	1500000	59000	4600000

J = Estimated value.

Container Type: 1 Liter Summa Canister

Surrogates	%Recovery	Method Limits
1,2-Dichloroethane-d4	129	70-130
Toluene-d8	100	70-130
4-Bromofluorobenzene	98	70-130

eurofins | Air Toxics

Client Sample ID: VMP-55-20-021513

Lab ID#: 1302355A-07A

EPA METHOD TO-15 GC/MS

File Name:	**14022809**	**Date of Collection:**	**2/15/13 10:45:00 AM**
Dil. Factor:	**690**	**Date of Analysis:**	**2/26/13 01:30 PM**

Compound	Rpt. Limit (ppbv)	Amount (ppbv)	Rpt. Limit (ug/m3)	Amount (ug/m3)
Freon 12	3400	Not Detected	17000	Not Detected
Freon 114	3400	Not Detected	24000	Not Detected
Chloromethane	14000	Not Detected	28000	Not Detected
Vinyl Chloride	3400	Not Detected	8800	Not Detected
1,3-Butadiene	3400	Not Detected	7600	Not Detected
Bromomethane	3400	Not Detected	13000	Not Detected
Chloroethane	14000	Not Detected	36000	Not Detected
Freon 11	3400	Not Detected	19000	Not Detected
Ethanol	14000	Not Detected	26000	Not Detected
Freon 113	3400	Not Detected	26000	Not Detected
1,1-Dichloroethene	3400	Not Detected	14000	Not Detected
Acetone	14000	Not Detected	33000	Not Detected
2-Propanol	14000	Not Detected	34000	Not Detected
Carbon Disulfide	3400	Not Detected	11000	Not Detected
3-Chloropropene	14000	Not Detected	43000	Not Detected
Methylene Chloride	3400	4100	12000	14000
Methyl tert-butyl ether	3400	Not Detected	12000	Not Detected
trans-1,2-Dichloroethene	3400	Not Detected	14000	Not Detected
Hexane	3400	12000	12000	42000
1,1-Dichloroethane	3400	Not Detected	14000	Not Detected
2-Butanone (Methyl Ethyl Ketone)	14000	Not Detected	41000	Not Detected
cis-1,2-Dichloroethene	3400	Not Detected	14000	Not Detected
Tetrahydrofuran	3400	Not Detected	10000	Not Detected
Chloroform	3400	Not Detected	17000	Not Detected
1,1,1-Trichloroethane	3400	Not Detected	19000	Not Detected
Cyclohexane	3400	66000	12000	230000
Carbon Tetrachloride	3400	Not Detected	22000	Not Detected
2,2,4-Trimethylpentane	3400	79000	16000	370000
Benzene	3400	410 J	11000	1300 J
1,2-Dichloroethane	3400	Not Detected	14000	Not Detected
Heptane	3400	Not Detected	14000	Not Detected
Trichloroethene	3400	1000 J	18000	5500 J
1,2-Dichloropropane	3400	4200	16000	19000
1,4-Dioxane	14000	Not Detected	50000	Not Detected
Bromodichloromethane	3400	Not Detected	23000	Not Detected
cis-1,3-Dichloropropene	3400	Not Detected	16000	Not Detected
4-Methyl-2-pentanone	14000	Not Detected	56000	Not Detected
Toluene	3400	Not Detected	13000	Not Detected
trans-1,3-Dichloropropene	3400	Not Detected	16000	Not Detected
1,1,2-Trichloroethane	3400	Not Detected	19000	Not Detected
Tetrachloroethene	3400	Not Detected	23000	Not Detected
2-Hexanone	14000	Not Detected	56000	Not Detected

Client Sample ID: VMP-55-20-021513

Lab ID#: 1302355A-07A

EPA METHOD TO-15 GC/MS

File Name:	**14022809**	**Date of Collection:**	**2/15/13 10:45:00 AM**
Dil. Factor:	**690**	**Date of Analysis:**	**2/28/13 01:30 PM**

Compound	Rpt. Limit (ppbv)	Amount (ppbv)	Rpt. Limit (ug/m3)	Amount (ug/m3)
Dibromochloromethane	3400	Not Detected	29000	Not Detected
1,2-Dibromoethane (EDB)	3400	Not Detected	26000	Not Detected
Chlorobenzene	3400	Not Detected	16000	Not Detected
Ethyl Benzene	3400	Not Detected	15000	Not Detected
m,p-Xylene	3400	Not Detected	15000	Not Detected
o-Xylene	3400	Not Detected	15000	Not Detected
Styrene	3400	Not Detected	15000	Not Detected
Bromoform	3400	Not Detected	36000	Not Detected
Cumene	3400	Not Detected	17000	Not Detected
1,1,2,2-Tetrachloroethane	3400	Not Detected	24000	Not Detected
Propylbenzene	3400	Not Detected	17000	Not Detected
4-Ethyltoluene	3400	Not Detected	17000	Not Detected
1,3,5-Trimethylbenzene	3400	Not Detected	17000	Not Detected
1,2,4-Trimethylbenzene	3400	Not Detected	17000	Not Detected
1,3-Dichlorobenzene	3400	Not Detected	21000	Not Detected
1,4-Dichlorobenzene	3400	Not Detected	21000	Not Detected
alpha-Chlorotoluene	3400	Not Detected	18000	Not Detected
1,2-Dichlorobenzene	3400	Not Detected	21000	Not Detected
1,2,4-Trichlorobenzene	14000	Not Detected	100000	Not Detected
Hexachlorobutadiene	14000	Not Detected	150000	Not Detected
Butane	14000	1200000	33000	2900000
Isopentane	14000	1500000	41000	4500000

J = Estimated value.

Container Type: 1 Liter Summa Canister

Surrogates	%Recovery	Method Limits
1,2-Dichloroethane-d4	118	70-130
Toluene-d8	100	70-130
4-Bromofluorobenzene	98	70-130

Client Sample ID: Lab Blank

Lab ID#: 1302355A-08A

EPA METHOD TO-15 GC/MS

File Name:	**14022706a**	**Date of Collection: NA**	
Dil. Factor:	**1.00**	**Date of Analysis: 2/27/13 10:39 AM**	

Compound	Rpt. Limit (ppbv)	Amount (ppbv)	Rpt. Limit (ug/m3)	Amount (ug/m3)
Freon 12	5.0	Not Detected	25	Not Detected
Freon 114	5.0	Not Detected	35	Not Detected
Chloromethane	20	Not Detected	41	Not Detected
Vinyl Chloride	5.0	Not Detected	13	Not Detected
1,3-Butadiene	5.0	Not Detected	11	Not Detected
Bromomethane	5.0	Not Detected	19	Not Detected
Chloroethane	20	Not Detected	53	Not Detected
Freon 11	5.0	Not Detected	28	Not Detected
Ethanol	20	Not Detected	38	Not Detected
Freon 113	5.0	Not Detected	38	Not Detected
1,1-Dichloroethene	5.0	Not Detected	20	Not Detected
Acetone	20	Not Detected	48	Not Detected
2-Propanol	20	Not Detected	49	Not Detected
Carbon Disulfide	5.0	Not Detected	16	Not Detected
3-Chloropropene	20	Not Detected	63	Not Detected
Methylene Chloride	5.0	2.2 J	17	7.6 J
Methyl tert-butyl ether	5.0	Not Detected	18	Not Detected
trans-1,2-Dichloroethene	5.0	Not Detected	20	Not Detected
Hexane	5.0	Not Detected	18	Not Detected
1,1-Dichloroethane	5.0	Not Detected	20	Not Detected
2-Butanone (Methyl Ethyl Ketone)	20	Not Detected	59	Not Detected
cis-1,2-Dichloroethene	5.0	Not Detected	20	Not Detected
Tetrahydrofuran	5.0	Not Detected	15	Not Detected
Chloroform	5.0	Not Detected	24	Not Detected
1,1,1-Trichloroethane	5.0	Not Detected	27	Not Detected
Cyclohexane	5.0	Not Detected	17	Not Detected
Carbon Tetrachloride	5.0	Not Detected	31	Not Detected
2,2,4-Trimethylpentane	5.0	Not Detected	23	Not Detected
Benzene	5.0	Not Detected	16	Not Detected
1,2-Dichloroethane	5.0	Not Detected	20	Not Detected
Heptane	5.0	Not Detected	20	Not Detected
Trichloroethene	5.0	Not Detected	27	Not Detected
1,2-Dichloropropane	5.0	Not Detected	23	Not Detected
1,4-Dioxane	20	Not Detected	72	Not Detected
Bromodichloromethane	5.0	Not Detected	34	Not Detected
cis-1,3-Dichloropropene	5.0	Not Detected	23	Not Detected
4-Methyl-2-pentanone	20	Not Detected	82	Not Detected
Toluene	5.0	Not Detected	19	Not Detected
trans-1,3-Dichloropropene	5.0	Not Detected	23	Not Detected
1,1,2-Trichloroethane	5.0	Not Detected	27	Not Detected
Tetrachloroethene	5.0	Not Detected	34	Not Detected
2-Hexanone	20	Not Detected	82	Not Detected

Client Sample ID: Lab Blank

Lab ID#: 1302355A-08A

EPA METHOD TO-15 GC/MS

File Name:	**14022706a**	**Date of Collection: NA**	
Dil. Factor:	**1.00**	**Date of Analysis: 2/27/13 10:39 AM**	

Compound	Rpt. Limit (ppbv)	Amount (ppbv)	Rpt. Limit (ug/m3)	Amount (ug/m3)
Dibromochloromethane	5.0	Not Detected	42	Not Detected
1,2-Dibromoethane (EDB)	5.0	Not Detected	38	Not Detected
Chlorobenzene	5.0	Not Detected	23	Not Detected
Ethyl Benzene	5.0	Not Detected	22	Not Detected
m,p-Xylene	5.0	Not Detected	22	Not Detected
o-Xylene	5.0	Not Detected	22	Not Detected
Styrene	5.0	Not Detected	21	Not Detected
Bromoform	5.0	Not Detected	52	Not Detected
Cumene	5.0	Not Detected	24	Not Detected
1,1,2,2-Tetrachloroethane	5.0	Not Detected	34	Not Detected
Propylbenzene	5.0	Not Detected	24	Not Detected
4-Ethyltoluene	5.0	Not Detected	24	Not Detected
1,3,5-Trimethylbenzene	5.0	Not Detected	24	Not Detected
1,2,4-Trimethylbenzene	5.0	Not Detected	24	Not Detected
1,3-Dichlorobenzene	5.0	Not Detected	30	Not Detected
1,4-Dichlorobenzene	5.0	Not Detected	30	Not Detected
alpha-Chlorotoluene	5.0	Not Detected	26	Not Detected
1,2-Dichlorobenzene	5.0	Not Detected	30	Not Detected
1,2,4-Trichlorobenzene	20	Not Detected	150	Not Detected
Hexachlorobutadiene	20	Not Detected	210	Not Detected
Butane	20	Not Detected	48	Not Detected
Isopentane	20	Not Detected	59	Not Detected

J = Estimated value.

Container Type: NA - Not Applicable

Surrogates	%Recovery	Method Limits
1,2-Dichloroethane-d4	113	70-130
Toluene-d8	98	70-130
4-Bromofluorobenzene	100	70-130

Client Sample ID: Lab Blank

Lab ID#: 1302355A-08B

EPA METHOD TO-15 GC/MS

File Name:	**14022806c**	**Date of Collection: NA**	
Dil. Factor:	**1.00**	**Date of Analysis: 2/28/13 11:46 AM**	

Compound	Rpt. Limit (ppbv)	Amount (ppbv)	Rpt. Limit (ug/m3)	Amount (ug/m3)
Freon 12	5.0	Not Detected	25	Not Detected
Freon 114	5.0	Not Detected	35	Not Detected
Chloromethane	20	Not Detected	41	Not Detected
Vinyl Chloride	5.0	Not Detected	13	Not Detected
1,3-Butadiene	5.0	Not Detected	11	Not Detected
Bromomethane	5.0	Not Detected	19	Not Detected
Chloroethane	20	Not Detected	53	Not Detected
Freon 11	5.0	Not Detected	28	Not Detected
Ethanol	20	11 J	38	22 J
Freon 113	5.0	Not Detected	38	Not Detected
1,1-Dichloroethene	5.0	Not Detected	20	Not Detected
Acetone	20	Not Detected	48	Not Detected
2-Propanol	20	Not Detected	49	Not Detected
Carbon Disulfide	5.0	Not Detected	16	Not Detected
3-Chloropropene	20	Not Detected	63	Not Detected
Methylene Chloride	5.0	1.4 J	17	4.9 J
Methyl tert-butyl ether	5.0	Not Detected	18	Not Detected
trans-1,2-Dichloroethene	5.0	Not Detected	20	Not Detected
Hexane	5.0	Not Detected	18	Not Detected
1,1-Dichloroethane	5.0	Not Detected	20	Not Detected
2-Butanone (Methyl Ethyl Ketone)	20	Not Detected	59	Not Detected
cis-1,2-Dichloroethene	5.0	Not Detected	20	Not Detected
Tetrahydrofuran	5.0	Not Detected	15	Not Detected
Chloroform	5.0	Not Detected	24	Not Detected
1,1,1-Trichloroethane	5.0	Not Detected	27	Not Detected
Cyclohexane	5.0	Not Detected	17	Not Detected
Carbon Tetrachloride	5.0	Not Detected	31	Not Detected
2,2,4-Trimethylpentane	5.0	Not Detected	23	Not Detected
Benzene	5.0	Not Detected	16	Not Detected
1,2-Dichloroethane	5.0	Not Detected	20	Not Detected
Heptane	5.0	Not Detected	20	Not Detected
Trichloroethene	5.0	Not Detected	27	Not Detected
1,2-Dichloropropane	5.0	Not Detected	23	Not Detected
1,4-Dioxane	20	Not Detected	72	Not Detected
Bromodichloromethane	5.0	Not Detected	34	Not Detected
cis-1,3-Dichloropropene	5.0	Not Detected	23	Not Detected
4-Methyl-2-pentanone	20	Not Detected	82	Not Detected
Toluene	5.0	Not Detected	19	Not Detected
trans-1,3-Dichloropropene	5.0	Not Detected	23	Not Detected
1,1,2-Trichloroethane	5.0	Not Detected	27	Not Detected
Tetrachloroethene	5.0	Not Detected	34	Not Detected
2-Hexanone	20	Not Detected	82	Not Detected

eurofins | Air Toxics

Client Sample ID: Lab Blank

Lab ID#: 1302355A-08B

EPA METHOD TO-15 GC/MS

File Name:	**14022806c**	**Date of Collection: NA**	
Dil. Factor:	**1.00**	**Date of Analysis: 2/28/13 11:46 AM**	

Compound	Rpt. Limit (ppbv)	Amount (ppbv)	Rpt. Limit (ug/m3)	Amount (ug/m3)
Dibromochloromethane	5.0	Not Detected	42	Not Detected
1,2-Dibromoethane (EDB)	5.0	Not Detected	38	Not Detected
Chlorobenzene	5.0	Not Detected	23	Not Detected
Ethyl Benzene	5.0	Not Detected	22	Not Detected
m,p-Xylene	5.0	Not Detected	22	Not Detected
o-Xylene	5.0	Not Detected	22	Not Detected
Styrene	5.0	Not Detected	21	Not Detected
Bromoform	5.0	Not Detected	52	Not Detected
Cumene	5.0	Not Detected	24	Not Detected
1,1,2,2-Tetrachloroethane	5.0	Not Detected	34	Not Detected
Propylbenzene	5.0	Not Detected	24	Not Detected
4-Ethyltoluene	5.0	Not Detected	24	Not Detected
1,3,5-Trimethylbenzene	5.0	Not Detected	24	Not Detected
1,2,4-Trimethylbenzene	5.0	Not Detected	24	Not Detected
1,3-Dichlorobenzene	5.0	Not Detected	30	Not Detected
1,4-Dichlorobenzene	5.0	Not Detected	30	Not Detected
alpha-Chlorotoluene	5.0	1.1 J	26	5.8 J
1,2-Dichlorobenzene	5.0	Not Detected	30	Not Detected
1,2,4-Trichlorobenzene	20	Not Detected	150	Not Detected
Hexachlorobutediene	20	Not Detected	210	Not Detected
Butane	20	Not Detected	48	Not Detected
Isopentane	20	Not Detected	59	Not Detected

J = Estimated value.

Container Type: NA - Not Applicable

Surrogates	%Recovery	Method Limits
1,2-Dichloroethane-d4	117	70-130
Toluene-d8	100	70-130
4-Bromofluorobenzene	98	70-130

eurofins | Air Toxics

Client Sample ID: CCV
Lab ID#: 1302355A-09A
EPA METHOD TO-15 GC/MS

File Name:	**14022702**	**Date of Collection: NA**	
Dil. Factor:	**1.00**	**Date of Analysis: 2/27/13 08:56 AM**	

Compound	%Recovery
Freon 12	103
Freon 114	98
Chloromethane	102
Vinyl Chloride	95
1,3-Butadiene	94
Bromomethane	87
Chloroethane	98
Freon 11	107
Ethanol	102
Freon 113	90
1,1-Dichloroethene	103
Acetone	97
2-Propanol	100
Carbon Disulfide	87
3-Chloropropene	90
Methylene Chloride	90
Methyl tert-butyl ether	98
trans-1,2-Dichloroethene	98
Hexane	97
1,1-Dichloroethane	95
2-Butanone (Methyl Ethyl Ketone)	95
cis-1,2-Dichloroethene	96
Tetrahydrofuran	102
Chloroform	103
1,1,1-Trichloroethane	107
Cyclohexane	94
Carbon Tetrachloride	107
2,2,4-Trimethylpentane	96
Benzene	90
1,2-Dichloroethane	107
Heptane	98
Trichloroethene	96
1,2-Dichloropropane	92
1,4-Dioxane	96
Bromodichloromethane	107
cis-1,3-Dichloropropene	98
4-Methyl-2-pentanone	100
Toluene	91
trans-1,3-Dichloropropene	106
1,1,2-Trichloroethane	98
Tetrachloroethene	99
2-Hexanone	105

eurofins | Air Toxics

Client Sample ID: CCV
Lab ID#: 1302355A-09A
EPA METHOD TO-15 GC/MS

File Name:	**14022702**	**Date of Collection: NA**	
Dil. Factor:	**1.00**	**Date of Analysis: 2/27/13 08:56 AM**	

Compound	%Recovery
Dibromochloromethane	110
1,2-Dibromoethane (EDB)	103
Chlorobenzene	93
Ethyl Benzene	97
m,p-Xylene	101
o-Xylene	101
Styrene	106
Bromoform	115
Cumene	105
1,1,2,2-Tetrachloroethane	98
Propylbenzene	102
4-Ethyltoluene	108
1,3,5-Trimethylbenzene	107
1,2,4-Trimethylbenzene	105
1,3-Dichlorobenzene	97
1,4-Dichlorobenzene	96
alpha-Chlorotoluene	124
1,2-Dichlorobenzene	96
1,2,4-Trichlorobenzene	101
Hexachlorobutadiene	97
Butane	98
Isopentane	94

Container Type: NA - Not Applicable

Surrogates	%Recovery	Method Limits
1,2-Dichloroethane-d4	108	70-130
Toluene-d8	100	70-130
4-Bromofluorobenzene	103	70-130

eurofins | Air Toxics

Client Sample ID: CCV
Lab ID#: 1302355A-09B
EPA METHOD TO-15 GC/MS

File Name:	14022802	Date of Collection: NA	
Dil. Factor:	1.00	Date of Analysis: 2/28/13 09:33 AM	

Compound	%Recovery
Freon 12	104
Freon 114	97
Chloromethane	102
Vinyl Chloride	92
1,3-Butadiene	94
Bromomethane	88
Chloroethane	93
Freon 11	110
Ethanol	105
Freon 113	90
1,1-Dichloroethene	101
Acetone	98
2-Propanol	100
Carbon Disulfide	83
3-Chloropropene	82
Methylene Chloride	90
Methyl tert-butyl ether	100
trans-1,2-Dichloroethene	96
Hexane	95
1,1-Dichloroethane	97
2-Butanone (Methyl Ethyl Ketone)	91
cis-1,2-Dichloroethene	97
Tetrahydrofuran	101
Chloroform	103
1,1,1-Trichloroethane	107
Cyclohexane	94
Carbon Tetrachloride	109
2,2,4-Trimethylpentane	99
Benzene	91
1,2-Dichloroethane	111
Heptane	97
Trichloroethene	95
1,2-Dichloropropane	94
1,4-Dioxane	100
Bromodichloromethane	103
cis-1,3-Dichloropropene	94
4-Methyl-2-pentanone	100
Toluene	93
trans-1,3-Dichloropropene	101
1,1,2-Trichloroethane	96
Tetrachloroethene	99
2-Hexanone	105

eurofins | Air Toxics

Client Sample ID: CCV
Lab ID#: 1302355A-09B
EPA METHOD TO-15 GC/MS

File Name:	**14022802**	**Date of Collection: NA**	
Dil. Factor:	**1.00**	**Date of Analysis: 2/28/13 09:33 AM**	

Compound	%Recovery
Dibromochloromethane	107
1,2-Dibromoethane (EDB)	102
Chlorobenzene	93
Ethyl Benzene	97
m,p-Xylene	98
o-Xylene	98
Styrene	99
Bromoform	107
Cumene	105
1,1,2,2-Tetrachloroethane	98
Propylbenzene	104
4-Ethyltoluene	106
1,3,5-Trimethylbenzene	105
1,2,4-Trimethylbenzene	102
1,3-Dichlorobenzene	94
1,4-Dichlorobenzene	98
alpha-Chlorotoluene	116
1,2-Dichlorobenzene	95
1,2,4-Trichlorobenzene	92
Hexachlorobutadiene	99
Butane	97
Isopentane	96

Container Type: NA - Not Applicable

Surrogates	%Recovery	Method Limits
1,2-Dichloroethane-d4	113	70-130
Toluene-d8	102	70-130
4-Bromofluorobenzene	102	70-130

eurofins | Air Toxics

Client Sample ID: LCS

Lab ID#: 1302355A-10A

EPA METHOD TO-15 GC/MS

File Name:	**14022703**	**Date of Collection: NA**	
Dil. Factor:	**1.00**	**Date of Analysis: 2/27/13 09:23 AM**	

Compound	%Recovery
Freon 12	121
Freon 114	108
Chloromethane	123
Vinyl Chloride	106
1,3-Butadiene	109
Bromomethane	94
Chloroethane	97
Freon 11	122
Ethanol	118
Freon 113	98
1,1-Dichloroethene	124
Acetone	105
2-Propanol	110
Carbon Disulfide	114
3-Chloropropene	105
Methylene Chloride	98
Methyl tert-butyl ether	107
trans-1,2-Dichloroethene	122
Hexane	102
1,1-Dichloroethane	106
2-Butanone (Methyl Ethyl Ketone)	99
cis-1,2-Dichloroethene	104
Tetrahydrofuran	105
Chloroform	114
1,1,1-Trichloroethane	117
Cyclohexane	102
Carbon Tetrachloride	117
2,2,4-Trimethylpentane	103
Benzene	101
1,2-Dichloroethane	116
Heptane	101
Trichloroethene	107
1,2-Dichloropropane	101
1,4-Dioxane	103
Bromodichloromethane	112
cis-1,3-Dichloropropene	98
4-Methyl-2-pentanone	96
Toluene	99
trans-1,3-Dichloropropene	102
1,1,2-Trichloroethane	101
Tetrachloroethene	104
2-Hexanone	97

eurofins | Air Toxics

Client Sample ID: LCS
Lab ID#: 1302355A-10A
EPA METHOD TO-15 GC/MS

File Name:	**14022703**	**Date of Collection: NA**	
Dil. Factor:	**1.00**	**Date of Analysis: 2/27/13 09:23 AM**	

Compound	%Recovery
Dibromochloromethane	111
1,2-Dibromoethane (EDB)	105
Chlorobenzene	101
Ethyl Benzene	99
m,p-Xylene	100
o-Xylene	100
Styrene	102
Bromoform	105
Cumene	105
1,1,2,2-Tetrachloroethane	102
Propylbenzene	103
4-Ethyltoluene	103
1,3,5-Trimethylbenzene	107
1,2,4-Trimethylbenzene	98
1,3-Dichlorobenzene	96
1,4-Dichlorobenzene	96
alpha-Chlorotoluene	105
1,2-Dichlorobenzene	94
1,2,4-Trichlorobenzene	86
Hexachlorobutadiene	89
Butane	103
Isopentane	106

Container Type: NA - Not Applicable

Surrogates	%Recovery	Method Limits
1,2-Dichloroethane-d4	113	70-130
Toluene-d8	100	70-130
4-Bromofluorobenzene	102	70-130

eurofins | Air Toxics

Client Sample ID: LCSD
Lab ID#: 1302355A-10AA
EPA METHOD TO-15 GC/MS

File Name:	**14022704**	**Date of Collection: NA**	
Dil. Factor:	**1.00**	**Date of Analysis: 2/27/13 09:42 AM**	

Compound	%Recovery
Freon 12	120
Freon 114	110
Chloromethane	121
Vinyl Chloride	106
1,3-Butadiene	106
Bromomethane	100
Chloroethane	104
Freon 11	123
Ethanol	118
Freon 113	102
1,1-Dichloroethene	131 Q
Acetone	108
2-Propanol	113
Carbon Disulfide	119
3-Chloropropene	108
Methylene Chloride	102
Methyl tert-butyl ether	107
trans-1,2-Dichloroethene	126
Hexane	104
1,1-Dichloroethane	107
2-Butanone (Methyl Ethyl Ketone)	101
cis-1,2-Dichloroethene	108
Tetrahydrofuran	106
Chloroform	117
1,1,1-Trichloroethane	118
Cyclohexane	106
Carbon Tetrachloride	122
2,2,4-Trimethylpentane	105
Benzene	99
1,2-Dichloroethane	115
Heptane	103
Trichloroethene	106
1,2-Dichloropropane	102
1,4-Dioxane	104
Bromodichloromethane	110
cis-1,3-Dichloropropene	99
4-Methyl-2-pentanone	103
Toluene	100
trans-1,3-Dichloropropene	102
1,1,2-Trichloroethane	101
Tetrachloroethene	106
2-Hexanone	98

eurofins | Air Toxics

Client Sample ID: LCSD
Lab ID#: 1302355A-10AA
EPA METHOD TO-15 GC/MS

File Name:	**14022704**	**Date of Collection: NA**	
Dil. Factor:	**1.00**	**Date of Analysis: 2/27/13 09:42 AM**	

Compound	%Recovery
Dibromochloromethane	110
1,2-Dibromoethane (EDB)	106
Chlorobenzene	101
Ethyl Benzene	104
m,p-Xylene	103
o-Xylene	99
Styrene	105
Bromoform	109
Cumene	109
1,1,2,2-Tetrachloroethane	107
Propylbenzene	107
4-Ethyltoluene	105
1,3,5-Trimethylbenzene	111
1,2,4-Trimethylbenzene	101
1,3-Dichlorobenzene	100
1,4-Dichlorobenzene	102
alpha-Chlorotoluene	107
1,2-Dichlorobenzene	98
1,2,4-Trichlorobenzene	93
Hexachlorobutadiene	92
Butane	106
Isopentane	110

Q = Exceeds Quality Control limits.

Container Type: NA - Not Applicable

Surrogates	%Recovery	Method Limits
1,2-Dichloroethane-d4	112	70-130
Toluene-d8	100	70-130
4-Bromofluorobenzene	103	70-130

Client Sample ID: LCS

Lab ID#: 1302355A-10B

EPA METHOD TO-15 GC/MS

File Name:	**14022803**	**Date of Collection: NA**	
Dil. Factor:	**1.00**	**Date of Analysis: 2/28/13 10:00 AM**	

Compound	%Recovery
Freon 12	124
Freon 114	111
Chloromethane	124
Vinyl Chloride	109
1,3-Butadiene	105
Bromomethane	91
Chloroethane	108
Freon 11	130
Ethanol	122
Freon 113	101
1,1-Dichloroethene	129
Acetone	111
2-Propanol	121
Carbon Disulfide	119
3-Chloropropene	112
Methylene Chloride	103
Methyl tert-butyl ether	116
trans-1,2-Dichloroethene	127
Hexane	109
1,1-Dichloroethane	110
2-Butanone (Methyl Ethyl Ketone)	106
cis-1,2-Dichloroethene	111
Tetrahydrofuran	115
Chloroform	122
1,1,1-Trichloroethane	126
Cyclohexane	106
Carbon Tetrachloride	129
2,2,4-Trimethylpentane	110
Benzene	104
1,2-Dichloroethane	126
Heptane	110
Trichloroethene	113
1,2-Dichloropropane	110
1,4-Dioxane	115
Bromodichloromethane	121
cis-1,3-Dichloropropene	108
4-Methyl-2-pentanone	113
Toluene	106
trans-1,3-Dichloropropene	117
1,1,2-Trichloroethane	112
Tetrachloroethene	110
2-Hexanone	122

eurofins | Air Toxics

Client Sample ID: LCS
Lab ID#: 1302355A-10B
EPA METHOD TO-15 GC/MS

File Name:	**14022803**	**Date of Collection: NA**	
Dil. Factor:	**1.00**	**Date of Analysis: 2/28/13 10:00 AM**	

Compound	%Recovery
Dibromochloromethane	120
1,2-Dibromoethane (EDB)	118
Chlorobenzene	109
Ethyl Benzene	110
m,p-Xylene	116
o-Xylene	113
Styrene	120
Bromoform	126
Cumene	121
1,1,2,2-Tetrachloroethane	115
Propylbenzene	120
4-Ethyltoluene	119
1,3,5-Trimethylbenzene	122
1,2,4-Trimethylbenzene	120
1,3-Dichlorobenzene	112
1,4-Dichlorobenzene	114
alpha-Chlorotoluene	139 Q
1,2-Dichlorobenzene	113
1,2,4-Trichlorobenzene	119
Hexachlorobutadiene	112
Butane	104
Isopentane	116

Q = Exceeds Quality Control limits.

Container Type: NA - Not Applicable

Surrogates	%Recovery	Method Limits
1,2-Dichloroethane-d4	115	70-130
Toluene-d8	101	70-130
4-Bromofluorobenzene	104	70-130

eurofins | Air Toxics

Client Sample ID: LCSD
Lab ID#: 1302355A-10BB
EPA METHOD TO-15 GC/MS

File Name:	**14022804**	**Date of Collection: NA**	
Dil. Factor:	**1.00**	**Date of Analysis: 2/28/13 10:39 AM**	

Compound	%Recovery
Freon 12	125
Freon 114	114
Chloromethane	123
Vinyl Chloride	109
1,3-Butadiene	112
Bromomethane	98
Chloroethane	109
Freon 11	131 Q
Ethanol	121
Freon 113	105
1,1-Dichloroethene	130
Acetone	111
2-Propanol	123
Carbon Disulfide	121
3-Chloropropene	112
Methylene Chloride	103
Methyl tert-butyl ether	116
trans-1,2-Dichloroethene	125
Hexane	110
1,1-Dichloroethane	113
2-Butanone (Methyl Ethyl Ketone)	108
cis-1,2-Dichloroethene	110
Tetrahydrofuran	113
Chloroform	121
1,1,1-Trichloroethane	126
Cyclohexane	108
Carbon Tetrachloride	129
2,2,4-Trimethylpentane	110
Benzene	105
1,2-Dichloroethane	128
Heptane	114
Trichloroethene	111
1,2-Dichloropropane	111
1,4-Dioxane	117
Bromodichloromethane	122
cis-1,3-Dichloropropene	111
4-Methyl-2-pentanone	112
Toluene	106
trans-1,3-Dichloropropene	117
1,1,2-Trichloroethane	111
Tetrachloroethene	110
2-Hexanone	120

eurofins | Air Toxics

Client Sample ID: LCSD
Lab ID#: 1302355A-10BB
EPA METHOD TO-15 GC/MS

File Name:	**14022804**	**Date of Collection: NA**	
Dil. Factor:	**1.00**	**Date of Analysis: 2/28/13 10:39 AM**	

Compound	%Recovery
Dibromochloromethane	119
1,2-Dibromoethane (EDB)	116
Chlorobenzene	108
Ethyl Benzene	108
m,p-Xylene	112
o-Xylene	111
Styrene	114
Bromoform	119
Cumene	115
1,1,2,2-Tetrachloroethane	110
Propylbenzene	114
4-Ethyltoluene	114
1,3,5-Trimethylbenzene	114
1,2,4-Trimethylbenzene	112
1,3-Dichlorobenzene	101
1,4-Dichlorobenzene	104
alpha-Chlorotoluene	122
1,2-Dichlorobenzene	100
1,2,4-Trichlorobenzene	85
Hexachlorobutadiene	84
Butane	112
Isopentane	116

Q = Exceeds Quality Control limits.

Container Type: NA - Not Applicable

Surrogates	%Recovery	Method Limits
1,2-Dichloroethane-d4	113	70-130
Toluene-d8	101	70-130
4-Bromofluorobenzene	103	70-130

1302355

Shell Oil Products Chain Of Custody Record

URS

Air Toxics LTD.
Project Name: Roxana Soil Vapor
Project # 21562850.04001

Lab Vendor #

Please Check Appropriate Box:
☑ ENV. SERVICES ☐ MOTIVA RETAIL ☐ SHELL RETAIL
☐ MOTIVA SOILCH ☐ CONSULTANT ☐ LUBES
☐ SHELL PIPELINE ☐ OTHER

Print Bill To Contact Name: Robert Mooshegian

INCIDENT # (ENV SERVICES) 9 7 2 1 6 8 4 0

☐ CHECK IF NO INCIDENT # APPLIES

DATE 02/19/13

PAGE 1 of 1

PO #

SAP # 3 4 0 0 6 1

SAMPLING COMPANY: URS CORPORATION

LOG CODE:

SITE ADDRESS: Street and City: 900 SOUTH CENTRAL AVE – ROXANA

State: IL

GLOBAL ID NO:

ADDRESS: 1001 HIGHLANDS PLAZA DRIVE WEST - SUITE 300; ST LOUIS, MO 63110

EDF DELIVERABLE TO NAME, COMPANY, OFFICE LOCATION: Elizabeth Kunkel, URS, St. Louis

PHONE NO.: 314-743-4179

E-MAIL: Elizabeth_Kunkel@URS-Corp.com

CONSULTANT PROJECT NAME: Roxana Soil Vapor

LABORATORY NAME: Air Toxics, LTD 180 Blue Ravine Road, Suite B, Folsom CA 95630-4719

C. Kretzer D. Mattingly, T. Carroll, C. Williams, M. Currier, B. Lehan, L. Rathnow.

TP PHONE: 314-429-0100

FAX: 314-429-0462

BILL TO CONTACT E-MAIL: Robert.Mooshegian@urs.com

TURNAROUND TIME (CALENDAR DAYS):
☑ STANDARD (14 DAY) ☐ 5 DAYS ☐ 3 DAYS ☐ 2 DAYS ☐ 24 HOURS ☐ RESULTS NEEDED ON WEEKEND

☐ LA - RWQCB REPORT FORMAT ☑ UST AGENCY:

DELIVERABLES: ☐ LEVEL 1 ☐ LEVEL 2 ☐ LEVEL 3 ☑ LEVEL 4 ☐ OTHER (SPECIFY)

☑ SHELL CONTRACT RATE APPLIES
☐ STATE REIMBURSEMENT RATE APPLIES
☐ EDD NOT NEEDED
☑ RECEIPT VERIFICATION REQUESTED

REQUESTED ANALYSIS

Turn Around Time: ☑ Normal ☐ Rush Specify

Lab Use Only
Pressurized by:
Date:
Pressurization Gas: N_2 He

Lab Use Only	Field Sample Identification	Sampling Date	Sampling Time	Canister Number	Canister Pressure/Vacuum Initial	Final	Receipt	Final (psi)	Modified TO-15 + Butane & Isopentane	ASTM D-1946 + Helium	ASTM D-1946
01A	VMP-12-25-021513	02/15/13	1123-1153	22966	-30	-7.5			X	X	
02A	VMP-12-38-021513	02/15/13	1026-1056	37320	-30	-6			X	X	
03A	VMP-16-5-021413	02/14/13	1014-1044	24395	-29	-9			X	X	
04A	VMP-16-13.5-021413	02/14/13	1113-1143	37881	-30	-7.5			X	X	
05A	VMP-16-19-021413	02/14/13	1350-1420	37736	-30	-7			X	X	
06A	VMP-16-31-021813	02/18/13	1432-1502	12285	-28.5	-12			X	X	
07A	VMP-55-20-021513	02/15/13	1003-1045	12284	-30	-11.5			X	X	

ADDITIONAL NOTES:

- 14 day hold time
- Report results between MDL and RL
- Level IV ECVP
- DNA CANISTER 15723 - High helium

FedEx
Custody Seal Intact?
(Y) N None Temp NA

Relinquished by: (Signature)	Received by: (Signature)	Date	Time
[signature]	FEDEX	2/19/13	1730
Relinquished by: (Signature)	Received by: (Signature)	Date	Time
	Ratie Dreck ATC	02/20/13	1000
Relinquished by: (Signature)	Received by: (Signature)	Date	Time

Y/2/08 Revision

eurofins

Air Toxics

3/14/2013
Ms. Elizabeth Kunkel
URS Corporation
1001 Highlands Plaza Dr. West
Suite 300
St. Louis MO 63110

Project Name: Roxana Soil Vapor
Project #: 21562850.04001
Workorder #: 1302355B

Dear Ms. Elizabeth Kunkel

The following report includes the data for the above referenced project for sample(s) received on 2/20/2013 at Air Toxics Ltd.

The data and associated QC analyzed by Modified ASTM D-1946 are compliant with the project requirements or laboratory criteria with the exception of the deviations noted in the attached case narrative.

Thank you for choosing Air Toxics Ltd. for your air analysis needs. Air Toxics Ltd. is committed to providing accurate data of the highest quality. Please feel free to contact the Project Manager: Kelly Buettner at 916-985-1000 if you have any questions regarding the data in this report.

Regards,

Kelly Buettner

Project Manager

REVIEWED
ON
3/25/13

eurofins | Air Toxics

WORK ORDER #: 1302355B

Work Order Summary

CLIENT:	Ms. Elizabeth Kunkel URS Corporation 1001 Highlands Plaza Dr. West Suite 300 St. Louis, MO 63110	**BILL TO:**	Accounts Payable Austin URS Corporation P.O. BOX 203970 Austin, TX 78720-1088
PHONE:	314-743-4179	**P.O. #**	21562735.00013
FAX:		**PROJECT #**	21562850.04001 Roxana Soil Vapor
DATE RECEIVED:	02/20/2013	**CONTACT:**	Kelly Buettner
DATE COMPLETED:	03/14/2013		

FRACTION #	NAME	TEST	RECEIPT VAC./PRES.	FINAL PRESSURE
01A	VMP-12-25-021513	Modified ASTM D-1946	6.5 "Hg	15 psi
02A	VMP-12-39-021513	Modified ASTM D-1946	5.0 "Hg	15 psi
03A	VMP-16-5-021413	Modified ASTM D-1946	7.0 "Hg	15 psi
04A	VMP-16-13.5-021413	Modified ASTM D-1946	7.5 "Hg	15 psi
05A	VMP-16-19-021413	Modified ASTM D-1946	7.0 "Hg	15 psi
06A	VMP-16-31-021813	Modified ASTM D-1946	11.0 "Hg	15 psi
07A	VMP-55-20-021513	Modified ASTM D-1946	8.0 "Hg	15 psi
08A	Lab Blank	Modified ASTM D-1946	NA	NA
08B	Lab Blank	Modified ASTM D-1946	NA	NA
09A	LCS	Modified ASTM D-1946	NA	NA
09AA	LCSD	Modified ASTM D-1946	NA	NA

CERTIFIED BY: Heidi Hayes DATE: 03/14/13

Technical Director

Certification numbers: AZ Licensure AZ0775, CA NELAP - 12282CA, NY NELAP - 11291,
TX NELAP - T104704434-12-4, UT NELAP CA009332012-3, WA NELAP - C935
Name of Accrediting Agency: NELAP/ORELAP (Oregon Environmental Laboratory Accreditation Program)
Accreditation number: CA300005, Effective date: 10/18/2012, Expiration date: 10/17/2013.
Eurofins Air Toxics Ltd. certifies that the test results contained in this report meet all requirements of the NELAC standards

This report shall not be reproduced, except in full, without the written approval of Eurofins Air Toxics, Inc.

180 BLUE RAVINE ROAD, SUITE B FOLSOM, CA - 9563
(916) 985-1000 . (800) 985-5955 . FAX (916) 985-1020

LABORATORY NARRATIVE
Modified ASTM D-1946
URS Corporation
Workorder# 1302355B

Seven 1 Liter Summa Canister samples were received on February 20, 2013. The laboratory performed analysis via Modified ASTM Method D-1946 for Methane and fixed gases in air using GC/FID or GC/TCD. The method involves direct injection of 1.0 mL of sample.

On the analytical column employed for this analysis, Oxygen coelutes with Argon. The corresponding peak is quantitated as Oxygen.

Since Nitrogen is used to pressurize samples, the reported Nitrogen values are calculated by adding all the sample components and subtracting from 100%.

Method modifications taken to run these samples are summarized in the table below. Specific project requirements may over-ride the ATL modifications.

Requirement	*ASTM D-1946*	*ATL Modifications*
Calibration	A single point calibration is performed using a reference standard closely matching the composition of the unknown.	A 3-point calibration curve is performed. Quantitation is based on a daily calibration standard which may or may not resemble the composition of the associated samples.
Reference Standard	The composition of any reference standard must be known to within 0.01 mol % for any component.	The standards used by ATL are blended to a >/= 95% accuracy.
Sample Injection Volume	Components whose concentrations are in excess of 5 % should not be analyzed by using sample volumes greater than 0.5 mL.	The sample container is connected directly to a fixed volume sample loop of 1.0 mL on the GC. Linear range is defined by the calibration curve. Bags are loaded by vacuum.
Normalization	Normalize the mole percent values by multiplying each value by 100 and dividing by the sum of the original values. The sum of the original values should not differ from 100% by more than 1.0%.	Results are not normalized. The sum of the reported values can differ from 100% by as much as 15%, either due to analytical variability or an unusual sample matrix.
Precision	Precision requirements established at each concentration level.	Duplicates should agree within 25% RPD for detections > 5 X's the RL.

Receiving Notes

There were no receiving discrepancies.

Analytical Notes

As per project specific client request the laboratory has reported estimated values for target compound hits that are below the Reporting Limit but greater than the Method Detection Limit. Concentrations that are below the level at which the canister was certified may be false positives.

The reporting limit for Carbon Monoxide was raised from 0.010% to 0.050%.

Definition of Data Qualifying Flags

Seven qualifiers may have been used on the data analysis sheets and indicate as follows:
B - Compound present in laboratory blank greater than reporting limit.
J - Estimated value.
E - Exceeds instrument calibration range.
S - Saturated peak.
Q - Exceeds quality control limits.
U - Compound analyzed for but not detected above the detection limit.
M - Reported value may be biased due to apparent matrix interferences.
File extensions may have been used on the data analysis sheets and indicates as follows:
a-File was requantified
b-File was quantified by a second column and detector
r1-File was requantified for the purpose of reissue

eurofins | Air Toxics

Summary of Detected Compounds
NATURAL GAS ANALYSIS BY MODIFIED ASTM D-1946

Client Sample ID: VMP-12-25-021513

Lab ID#: 1302355B-01A

Compound	Rpt. Limit (%)	Amount (%)
Oxygen	0.26	1.4
Nitrogen	0.26	74
Methane	0.00026	12
Carbon Dioxide	0.026	12
Ethane	0.0026	0.00025 J

Client Sample ID: VMP-12-39-021513

Lab ID#: 1302355B-02A

Compound	Rpt. Limit (%)	Amount (%)
Oxygen	0.24	1.5
Nitrogen	0.24	58
Methane	0.00024	26
Carbon Dioxide	0.024	14
Ethane	0.0024	0.00064 J

Client Sample ID: VMP-16-5-021413

Lab ID#: 1302355B-03A

Compound	Rpt. Limit (%)	Amount (%)
Oxygen	0.26	16
Nitrogen	0.26	80
Methane	0.00026	0.00010 J
Carbon Dioxide	0.026	4.1
Helium	0.13	0.26

Client Sample ID: VMP-16-13.5-021413

Lab ID#: 1302355B-04A

Compound	Rpt. Limit (%)	Amount (%)
Oxygen	0.27	1.3
Nitrogen	0.27	76

eurofins | Air Toxics

Summary of Detected Compounds
NATURAL GAS ANALYSIS BY MODIFIED ASTM D-1946

Client Sample ID: VMP-16-13.5-021413

Lab ID#: 1302355B-04A

Methane	0.00027	9.2
Carbon Dioxide	0.027	13
Ethane	0.0027	0.00030 J

Client Sample ID: VMP-16-19-021413

Lab ID#: 1302355B-05A

Compound	Rpt. Limit (%)	Amount (%)
Oxygen	0.26	1.2
Nitrogen	0.26	59
Methane	0.00026	26
Carbon Dioxide	0.026	14
Ethane	0.0026	0.00076 J

Client Sample ID: VMP-16-31-021813

Lab ID#: 1302355B-06A

Compound	Rpt. Limit (%)	Amount (%)
Oxygen	0.32	0.97
Nitrogen	0.32	54
Methane	0.00032	30
Carbon Dioxide	0.032	15
Ethane	0.0032	0.00089 J

Client Sample ID: VMP-55-20-021513

Lab ID#: 1302355B-07A

Compound	Rpt. Limit (%)	Amount (%)
Oxygen	0.28	3.2
Nitrogen	0.28	69
Methane	0.00028	11
Carbon Dioxide	0.028	16
Ethane	0.0028	0.0046
Helium	0.14	0.17

eurofins | Air Toxics

Client Sample ID: VMP-12-25-021513

Lab ID#: 1302355B-01A

NATURAL GAS ANALYSIS BY MODIFIED ASTM D-1946

File Name:	**9022808**	**Date of Collection:**	**2/15/13 11:53:00 AM**
Dil. Factor:	**2.58**	**Date of Analysis:**	**2/28/13 11:16 AM**

Compound	Rpt. Limit (%)	Amount (%)
Oxygen	0.26	1.4
Nitrogen	0.26	74
Carbon Monoxide	0.13	Not Detected
Methane	0.00026	12
Carbon Dioxide	0.026	12
Ethane	0.0026	0.00025 J
Ethene	0.0026	Not Detected
Helium	0.13	Not Detected

J = Estimated value.

Container Type: 1 Liter Summa Canister

eurofins | Air Toxics

Client Sample ID: VMP-12-39-021513

Lab ID#: 1302355B-02A

NATURAL GAS ANALYSIS BY MODIFIED ASTM D-1946

File Name:	**9022811**	**Date of Collection:**	**2/15/13 10:56:00 AM**
Dil. Factor:	**2.42**	**Date of Analysis:**	**2/28/13 12:39 PM**

Compound	Rpt. Limit (%)	Amount (%)
Oxygen	0.24	1.5
Nitrogen	0.24	58
Carbon Monoxide	0.12	Not Detected
Methane	0.00024	26
Carbon Dioxide	0.024	14
Ethane	0.0024	0.00064 J
Ethene	0.0024	Not Detected
Helium	0.12	Not Detected

J = Estimated value.

Container Type: 1 Liter Summa Canister

eurofins | Air Toxics

Client Sample ID: VMP-16-5-021413

Lab ID#: 1302355B-03A

NATURAL GAS ANALYSIS BY MODIFIED ASTM D-1946

File Name:	**9022806**	**Date of Collection:**	**2/14/13 10:44:00 AM**
Dil. Factor:	**2.64**	**Date of Analysis:**	**2/28/13 10:13 AM**

Compound	Rpt. Limit (%)	Amount (%)
Oxygen	0.26	16
Nitrogen	0.26	80
Carbon Monoxide	0.13	Not Detected
Methane	0.00026	0.00010 J
Carbon Dioxide	0.026	4.1
Ethane	0.0026	Not Detected
Ethene	0.0026	Not Detected
Helium	0.13	0.26

J = Estimated value.

Container Type: 1 Liter Summa Canister

eurofins | Air Toxics

Client Sample ID: VMP-16-13.5-021413

Lab ID#: 1302355B-04A

NATURAL GAS ANALYSIS BY MODIFIED ASTM D-1946

File Name:	**9022810**	**Date of Collection:**	**2/14/13 11:43:00 AM**
Dil. Factor:	**2.69**	**Date of Analysis:**	**2/28/13 12:11 PM**

Compound	Rpt. Limit (%)	Amount (%)
Oxygen	0.27	1.3
Nitrogen	0.27	76
Carbon Monoxide	0.13	Not Detected
Methane	0.00027	9.2
Carbon Dioxide	0.027	13
Ethane	0.0027	0.00030 J
Ethene	0.0027	Not Detected
Helium	0.13	Not Detected

J = Estimated value.

Container Type: 1 Liter Summa Canister

eurofins | Air Toxics

Client Sample ID: VMP-16-19-021413

Lab ID#: 1302355B-05A

NATURAL GAS ANALYSIS BY MODIFIED ASTM D-1946

File Name:	**9022812**	**Date of Collection:**	**2/14/13 2:20:00 PM**
Dil. Factor:	**2.64**	**Date of Analysis:**	**2/28/13 01:29 PM**

Compound	Rpt. Limit (%)	Amount (%)
Oxygen	0.26	1.2
Nitrogen	0.26	59
Carbon Monoxide	0.13	Not Detected
Methane	0.00026	26
Carbon Dioxide	0.026	14
Ethane	0.0026	0.00076 J
Ethene	0.0026	Not Detected
Helium	0.13	Not Detected

J = Estimated value.

Container Type: 1 Liter Summa Canister

eurofins | Air Toxics

Client Sample ID: VMP-16-31-021813

Lab ID#: 1302355B-06A

NATURAL GAS ANALYSIS BY MODIFIED ASTM D-1946

File Name:	**9022813**	**Date of Collection:**	**2/18/13 3:02:00 PM**
Dil. Factor:	**3.19**	**Date of Analysis:**	**2/28/13 01:54 PM**

Compound	Rpt. Limit (%)	Amount (%)
Oxygen	0.32	0.97
Nitrogen	0.32	54
Carbon Monoxide	0.16	Not Detected
Methane	0.00032	30
Carbon Dioxide	0.032	15
Ethane	0.0032	0.00089 J
Ethene	0.0032	Not Detected
Helium	0.16	Not Detected

J = Estimated value.

Container Type: 1 Liter Summa Canister

eurofins | Air Toxics

Client Sample ID: VMP-55-20-021513

Lab ID#: 1302355B-07A

NATURAL GAS ANALYSIS BY MODIFIED ASTM D-1946

File Name:	**9022809**	**Date of Collection:**	**2/15/13 10:45:00 AM**
Dil. Factor:	**2.76**	**Date of Analysis:**	**2/28/13 11:44 AM**

Compound	Rpt. Limit (%)	Amount (%)
Oxygen	0.28	3.2
Nitrogen	0.28	69
Carbon Monoxide	0.14	Not Detected
Methane	0.00028	11
Carbon Dioxide	0.028	16
Ethane	0.0028	0.0046
Ethene	0.0028	Not Detected
Helium	0.14	0.17

Container Type: 1 Liter Summa Canister

eurofins | Air Toxics

Client Sample ID: Lab Blank

Lab ID#: 1302355B-08A

NATURAL GAS ANALYSIS BY MODIFIED ASTM D-1946

File Name:	**9022805a**	**Date of Collection: NA**	
Dil. Factor:	**1.00**	**Date of Analysis: 2/28/13 09:41 AM**	

Compound	Rpt. Limit (%)	Amount (%)
Oxygen	0.10	0.034 J
Nitrogen	0.10	0.064 J
Carbon Monoxide	0.050	Not Detected
Methane	0.00010	Not Detected
Carbon Dioxide	0.010	Not Detected
Ethane	0.0010	Not Detected
Ethene	0.0010	Not Detected

J = Estimated value.

Container Type: NA - Not Applicable

eurofins | Air Toxics

Client Sample ID: Lab Blank

Lab ID#: 1302355B-08B

NATURAL GAS ANALYSIS BY MODIFIED ASTM D-1946

File Name:	**9022804b**	**Date of Collection: NA**	
Dil. Factor:	**1.00**	**Date of Analysis: 2/28/13 09:19 AM**	

Compound	Rpt. Limit (%)	Amount (%)
Helium	0.050	Not Detected

Container Type: NA - Not Applicable

eurofins | Air Toxics

Client Sample ID: LCS

Lab ID#: 1302355B-09A

NATURAL GAS ANALYSIS BY MODIFIED ASTM D-1946

File Name:	**9022802**	**Date of Collection: NA**	
Dil. Factor:	**1.00**	**Date of Analysis: 2/28/13 08:23 AM**	

Compound	%Recovery
Oxygen	101
Nitrogen	101
Carbon Monoxide	100
Methane	99
Carbon Dioxide	102
Ethane	101
Ethene	98
Helium	102

Container Type: NA - Not Applicable

eurofins | Air Toxics

Client Sample ID: LCSD

Lab ID#: 1302355B-09AA

NATURAL GAS ANALYSIS BY MODIFIED ASTM D-1946

File Name:	**9022816**	**Date of Collection: NA**	
Dil. Factor:	**1.00**	**Date of Analysis: 2/28/13 03:17 PM**	

Compound	%Recovery
Oxygen	100
Nitrogen	99
Carbon Monoxide	98
Methane	99
Carbon Dioxide	101
Ethane	100
Ethene	98
Helium	100

Container Type: NA - Not Applicable

1302355

Shell Oil Products Chain Of Custody Record

URS

Air Toxics LTD.
Project Name: Roxana Soil Vapor
Project # 21562850.04001
Lab Vendor #

Please Check Appropriate Box:
☑ ENV. SERVICES ☐ MOTIVA RETAIL ☐ SHELL RETAIL
☐ MOTIVA SORCH ☐ CONSULTANT ☐ LUBES
☐ SHELL PIPELINE ☐ OTHER _____

Print Bill To Contact Name: Robert Mooshegian
PO #
INCIDENT # (ENV SERVICES): 9 7 2 1 6 6 4 0
SAP #: 3 4 0 0 6 1
☐ CHECK IF NO INCIDENT # APPLIES
DATE 02/18/13
PAGE 1 of 1

SAMPLING COMPANY: URS CORPORATION
LOG CODE:
SITE ADDRESS: Street and City: 900 SOUTH CENTRAL AVE – ROXANA
State: IL
GLOBAL ID NO.:
ADDRESS: 1001 HIGHLANDS PLAZA DRIVE WEST - SUITE 300; ST. LOUIS, MO 63110
CDF DELIVERABLE TO Name, Company, Office Location: Elizabeth Kunkel, URS, St. Louis
PHONE NO.: 314-743-4179
E-MAIL: Elizabeth.Kunkel@URSCorp.com
COMPLETE TRACKING/COMMENTS: Roxana Soil Vapor
C. Kreizer, D. Mattingly, T. Carroll, C. Williams, M. Currier, B. Lehan, L. Rathnow.
Laboratory Address: Air Toxics, LTD 180 Blue Ravine Road, Suite B, Folsom, CA 95630-4719
TEL PHONE: 314-429-0100
FAX: 314-429-0462
Bill To Contact E-MAIL: Robert.Mooshegian@urs.com

TURNAROUND TIME (CALENDAR DAYS):
☑ STANDARD (14 DAY) ☐ 5 DAYS ☐ 3 DAYS ☐ 2 DAYS ☐ 24 HOURS ☐ RESULTS NEEDED ON WEEKEND

☐ LA - RWQCB REPORT FORMAT ☑ UST AGENCY:

DELIVERABLES: ☐ LEVEL 1 ☐ LEVEL 2 ☐ LEVEL 3 ☑ LEVEL 4 ☐ OTHER (SPECIFY) _____

☑ SHELL CONTRACT RATE APPLIES
☐ STATE REIMBURSEMENT RATE APPLIES
☐ FDD NOT NEEDED
☑ RECEIPT VERIFICATION REQUESTED

REQUESTED ANALYSIS

Turn Around Time: ☑ Normal ☐ Rush Specify

Lab Use Only
Pressurized by:
Date:
Pressurization Gas: Ni He

Lab Use Only	Field Sample Identification	Sampling Date	Sampling Time	Canister Number	Initial	Final	Receipt	Final (psi)	Modified TO-15 + Butane & Isopentane	ASTM D-1946 + Helium	ASTM D-1946
01A	VMP-12-25-021513	02/15/13	1123-1153	22968	-30	-7.5			X	X	
02A	VMP-12-39-021513	02/15/13	1026-1056	37320	-30	-6			X	X	
03A	VMP-16-5-021413	02/14/13	1014-1044	24395	-29	-9			X	X	
04A	VMP-16-13.5-021413	02/14/13	1113-1143	37661	-30	-7.5			X	X	
05A	VMP-16-19-021413	02/14/13	1350-1420	37736	-30	-7			X	X	
06A	VMP-16-31-021813	02/18/13	1432-1502	12285	-28.5	-12			X	X	
07A	VMP-55-20-021513	02/15/13	1003-1045	12264	-30	-11.5			X	X	

ADDITIONAL NOTES:
- 14 day hold time
- Report results between MDL and RL
- Level IV ECVP
- DNA CANISTER 15723 - High helium

FedEx
Custody Seal Intact?
Y N None Temp NA

Relinquished by: (Signature)	Received by: (Signature)	Date	Time
[signature]	FEDEX	2/19/13	1730
Relinquished by: (Signature)	Received by: (Signature)	Date	Time
	[signature] ATL	02/20/13	1000
Relinquished by: (Signature)	Received by: (Signature)	Date	Time

06/2008 Revision

Roxana Soil Vapor Quarterly – 1st Quarter 2013 Data Review

Laboratory SDG: 1302356A,B

Data Reviewer: Alan Fleisher

Peer Reviewer: Elizabeth Kunkel

Date Reviewed: 3/25/2013

Guidance: USEPA National Functional Guidelines for Superfund Organic Methods Data Review 2008

Sample Identification	Sample Identification
VMP-9-5-021513	VMP-12-5-021813
VMP-12-11.5-021813	VMP-31-10-021313
VMP-51-20-021513-R	

1.0 Data Package Completeness

Were all items delivered as specified in the QAPP and COC as appropriate?

Yes

2.0 Laboratory Case Narrative \ Cooler Receipt Form

Were problems noted in the laboratory case narrative or cooler receipt form?

Sample VMP-31-10-021313 was logged incorrectly by the laboratory. The sample ID was manually changed by the data reviewer. Although not indicated in the laboratory case narrative, analytes were detected in the method blank. The TO-15 LCS/LCSD recoveries for 1,2,4-trichlorobenzene were outside evaluation criteria. CCV recoveries for 1,2,4-trimethylbenzene were outside evaluation criteria. These issues are addressed further in the appropriate sections below.

No issues or discrepancies were noted in the cooler receipt form.

3.0 Holding Times

Were samples extracted/analyzed within applicable limits?

Yes

4.0 Blank Contamination

Were any analytes detected in the Blanks?

Yes

Blank ID	Parameter	Analyte	Concentration/ Amount
1302356A-06A	TO-15	Bromomethane	0.35 ppbv / 1.4 µg/m^3
1302356A-06A	TO-15	Methylene chloride	0.077 ppbv / 0.27 µg/m^3
1302356A-06A	TO-15	Trans-1,3-Dichloropropene	0.071 ppbv / 0.32 µg/m^3
1302356A-06A	TO-15	1,4-Dichlorobenzene	0.068 ppbv / 0.41 µg/m^3
1302356B-06A	Natural gases	Nitrogen	0.045%

Qualifications due to blank contamination are included in the table below. Analytical data that were reported non-detect or at concentrations greater than five times (5X) the associated blank concentration did not require qualification.

Sample ID	Parameter	Analyte	New Reporting Limit (RL)	Qualification
VMP-9-5-021513	TO-15	1,4-Dichlorobenzene	-	**U**
VMP-9-5-021513	TO-15	Trans-1,3-Dichloropropene	-	**U**
VMP-12-5-021813	TO-15	1,4-Dichlorobenzene	-	**U**
VMP-12-5-021813	TO-15	Trans-1,3-Dichloropropene	-	**U**
VMP-31-10-021313	TO-15	Methylene chloride	-	**U**
VMP-31-10-021313	TO-15	Trans-1,3-Dichloropropene	-	**U**
VMP-31-10-021313	TO-15	1,4-Dichlorobenzene	-	**U**
VMP-51-20-021513-R	TO-15	Methylene chloride	-	**U**
VMP-51-20-021513-R	TO-15	1,4-Dichlorobenzene	-	**U**

5.0 Laboratory Control Sample

Were LCS recoveries within evaluation criteria?

No

LCS/LCSD ID	Parameter	Analyte	LCS/LCSD Recovery	LCS/ LCSD RPD	LCS/LCSD /RPD Criteria
1302356A-08A/AA	TO-15	1,2,4-Trichlorobenzene	**132/135**	2	70-130/25

Analytical data reported as non-detect and associated with LCS recoveries above evaluation criteria, indicating a possible high bias, did not require qualification. Associated positive detections were previously qualified based on CCV recoveries; further action was not required.

6.0 Surrogate Recoveries

Were surrogate recoveries within evaluation criteria?

Yes

7.0 Matrix Spike and Matrix Spike Duplicate Recoveries

Were MS/MSD samples analyzed as part of this SDG?

MS/MSD samples are not applicable for vapor samples, due to the inability to spike the samples.

8.0 Laboratory Duplicate Results

No

9.0 Field Duplicate Results

Were field duplicate samples collected as part of this SDG?

No

10.0 Sample Dilutions

For samples that were diluted and nondetect, were undiluted results also reported?

Not applicable; analytes were detected in samples that were diluted.

11.0 Additional Qualifications

Were additional qualifications applied?

Yes, continuing calibration verification (CCV) recoveries listed in the table below were above evaluation criteria.

CCV ID	Parameter	Analyte	CCV Recovery	CCV Criteria
1302356A-07A	TO-15	1,2,4-Trimethylbenzene	**131**	70-130

Analytical data that required qualification based on CCV data are included in the table below. Analytical data reported as non-detect and associated with CCV recoveries above evaluation criteria, indicating a possible high bias, did not require qualification.

Field ID	Parameter	Analyte	Qualification
VMP-9-5-021513	TO-15	1,2,4-Trimethylbenzene	**J**
VMP-12-5-021813	TO-15	1,2,4-Trimethylbenzene	**J**
VMP-31-10-021313	TO-15	1,2,4-Trimethylbenzene	**J**
VMP-51-20-021513-R	TO-15	1,2,4-Trimethylbenzene	**J**

eurofins | Air Toxics

3/5/2013
Ms. Elizabeth Kunkel
URS Corporation
1001 Highlands Plaza Dr. West
Suite 300
St. Louis MO 63110

Project Name: Roxana Soil Vapor
Project #: 21562850.04001
Workorder #: 1302356A

Dear Ms. Elizabeth Kunkel

The following report includes the data for the above referenced project for sample(s) received on 2/20/2013 at Air Toxics Ltd.

The data and associated QC analyzed by Modified TO-15 are compliant with the project requirements or laboratory criteria with the exception of the deviations noted in the attached case narrative.

Thank you for choosing Air Toxics Ltd. for your air analysis needs. Air Toxics Ltd. is committed to providing accurate data of the highest quality. Please feel free to contact the Project Manager: Kelly Buettner at 916-985-1000 if you have any questions regarding the data in this report.

REVIEWED
ON
3/25/13

Regards,

Kelly Buettner

Kelly Buettner
Project Manager

eurofins | Air Toxics

WORK ORDER #: 1302356A

Work Order Summary

CLIENT:	Ms. Elizabeth Kunkel URS Corporation 1001 Highlands Plaza Dr. West Suite 300 St. Louis, MO 63110	**BILL TO:**	Accounts Payable Austin URS Corporation P.O. BOX 203970 Austin, TX 78720-1088
PHONE:	314-743-4179	**P.O. #**	21562735.00013
FAX:		**PROJECT #**	21562850.04001 Roxana Soil Vapor
DATE RECEIVED:	02/20/2013	**CONTACT:**	Kelly Buettner
DATE COMPLETED:	03/05/2013		

FRACTION #	NAME	TEST	RECEIPT VAC./PRES.	FINAL PRESSURE
01A	VMP-9-5-021513	Modified TO-15	8.0 "Hg	15 psi
02A	VMP-12-5-021813	Modified TO-15	7.5 "Hg	15 psi
03A	VMP-12-11.5-021813	Modified TO-15	9.0 "Hg	15 psi
04A	~~VMP-31-10-021313~~	Modified TO-15	8.5 "Hg	15 psi
05A	VMP-51-20-021513-R	Modified TO-15	7.0 "Hg	15 psi
06A	Lab Blank	Modified TO-15	NA	NA
07A	CCV	Modified TO-15	NA	NA
08A	LCS	Modified TO-15	NA	NA
08AA	LCSD	Modified TO-15	NA	NA

VMP-31-10-021313 (AF)

CERTIFIED BY: Heidi Mayo DATE: 03/05/13

Technical Director

Certfication numbers: AZ Licensure AZ0775, CA NELAP - 12282CA, NY NELAP - 11291,
TX NELAP - T104704434-12-5, UT NELAP CA009332012-3, WA NELAP - C935
Name of Accrediting Agency: NELAP/ORELAP (Oregon Environmental Laboratory Accreditation Program)
Accreditation number: CA300005, Effective date: 10/18/2011, Expiration date: 10/17/2012.
Eurofins Air Toxics Ltd. certifies that the test results contained in this report meet all requirements of the NELAC standards

This report shall not be reproduced, except in full, without the written approval of Eurofins Air Toxics, Inc.

180 BLUE RAVINE ROAD, SUITE B FOLSOM, CA - 9563
(916) 985-1000 . (800) 985-5955 . FAX (916) 985-1020

LABORATORY NARRATIVE
EPA Method TO-15
URS Corporation
Workorder# 1302356A

Five 1 Liter Summa Canister samples were received on February 20, 2013. The laboratory performed analysis via EPA Method TO-15 using GC/MS in the full scan mode.

This workorder was independently validated prior to submittal using 'USEPA National Functional Guidelines' as generally applied to the analysis of volatile organic compounds in air. A rules-based, logic driven, independent validation engine was employed to assess completeness, evaluate pass/fail of relevant project quality control requirements and verification of all quantified amounts.

Receiving Notes

There were no receiving discrepancies.

Analytical Notes

As per client project requirements, the laboratory has reported estimated values for target compound hits that are below the Reporting Limit but greater than the Method Detection Limit. Concentrations that are below the level at which the canister was certified (0.2 ppbv for compounds reported at 0.5 ppbv and 0.8 ppbv for compounds reported at 2.0 ppbv) may be false positives.

All Quality Control Limit exceedances and affected sample results are noted by flags. Each flag is defined at the bottom of this Case Narrative and on each Sample Result Summary page. Target compound non-detects in the samples that are associated with high bias in QC analyses have not been flagged.

Definition of Data Qualifying Flags

Eight qualifiers may have been used on the data analysis sheets and indicates as follows:

B - Compound present in laboratory blank greater than reporting limit (background subtraction not performed).
J - Estimated value.
E - Exceeds instrument calibration range.
S - Saturated peak.
Q - Exceeds quality control limits.
U - Compound analyzed for but not detected above the reporting limit.
UJ- Non-detected compound associated with low bias in the CCV and/or LCS.
N - The identification is based on presumptive evidence.

File extensions may have been used on the data analysis sheets and indicates as follows:
a-File was requantified
b-File was quantified by a second column and detector
r1-File was requantified for the purpose of reissue

eurofins | Air Toxics

Summary of Detected Compounds
EPA METHOD TO-15 GC/MS FULL SCAN

Client Sample ID: VMP-9-5-021513

Lab ID#: 1302356A-01A

Compound	Rpt. Limit (ppbv)	Amount (ppbv)	Rpt. Limit (ug/m3)	Amount (ug/m3)
Freon 12	1.4	0.46 J	6.8	2.3 J
Freon 11	1.4	0.24 J	7.8	1.4 J
Acetone	14	3.3 J	33	7.8 J
2-Propanol	5.5	6.7	14	16
Methyl tert-butyl ether	1.4	0.32 J	5.0	1.2 J
Hexane	1.4	1.1 J	4.9	4.0 J
Cyclohexane	1.4	0.86 J	4.8	3.0 J
2,2,4-Trimethylpentane	1.4	44	6.4	210
Benzene	1.4	3.7	4.4	12
Toluene	1.4	0.22 J	5.2	0.82 J
trans-1,3-Dichloropropene	1.4	~~0.22 J~~ U	6.3	~~0.98 J~~ U
Ethyl Benzene	1.4	0.62 J	6.0	2.7 J
m,p-Xylene	1.4	0.35 J	6.0	1.5 J
Cumene	1.4	0.65 J	6.8	3.2 J
Propylbenzene	1.4	1.6	6.8	7.6
4-Ethyltoluene	1.4	0.66 J	6.8	3.2 J
1,2,4-Trimethylbenzene	1.4	2.8 J J	6.8	14 J J
1,4-Dichlorobenzene	1.4	~~0.24 J~~ U	8.3	~~1.4 J~~ U
Butane	5.5	4.1 J	13	9.8 J
Isopentane	5.5	15	16	44

Client Sample ID: VMP-12-5-021813

Lab ID#: 1302356A-02A

Compound	Rpt. Limit (ppbv)	Amount (ppbv)	Rpt. Limit (ug/m3)	Amount (ug/m3)
Freon 12	1.3	0.57 J	6.6	2.8 J
Freon 11	1.3	0.25 J	7.6	1.4 J
Ethanol	5.4	2.2 J	10	4.2 J
Acetone	13	4.0 J	32	9.6 J
2-Propanol	5.4	4.8 J	13	12 J
Methylene Chloride	13	0.55 J	47	1.9 J
Hexane	1.3	0.98 J	4.7	3.4 J
2-Butanone (Methyl Ethyl Ketone)	5.4	1.3 J	16	3.8 J

eurofins | Air Toxics

Summary of Detected Compounds
EPA METHOD TO-15 GC/MS FULL SCAN

Client Sample ID: VMP-12-5-021813

Lab ID#: 1302356A-02A

Cyclohexane	1.3	0.64 J	4.6	2.2 J
2,2,4-Trimethylpentane	1.3	23	6.3	110
Benzene	1.3	3.7	4.3	12
4-Methyl-2-pentanone	1.3	2.0	5.5	8.1
Toluene	1.3	0.56 J	5.1	2.1 J
trans-1,3-Dichloropropene	1.3	~~0.21 J~~ U	6.1	~~0.97 J~~ U
m,p-Xylene	1.3	0.28 J	5.8	1.2 J
Cumene	1.3	0.35 J	6.6	1.7 J
Propylbenzene	1.3	0.40 J	6.6	2.0 J
1,2,4-Trimethylbenzene	1.3	0.42 J J	6.6	2.1 J J
1,4-Dichlorobenzene	1.3	~~0.22 J~~ U	8.1	~~1.4 J~~ U
Butane	5.4	3.1 J	13	7.4 J
Isopentane	5.4	8.7	16	26

Client Sample ID: VMP-12-11.5-021813

Lab ID#: 1302356A-03A

Compound	Rpt. Limit (ppbv)	Amount (ppbv)	Rpt. Limit (ug/m3)	Amount (ug/m3)
Freon 12	1.4	0.47 J	7.1	2.3 J
Acetone	14	4.1 J	34	9.7 J
2-Propanol	5.8	5.4 J	14	13 J
Hexane	1.4	0.28 J	5.1	0.98 J
2,2,4-Trimethylpentane	1.4	0.34 J	6.8	1.6 J
Benzene	1.4	0.25 J	4.6	0.80 J
Trichloroethene	1.4	0.36 J	7.8	1.9 J
Toluene	1.4	0.25 J	5.4	0.94 J

Client Sample ID: VMP--31-10-021313

Lab ID#: 1302356A-04A

Compound	Rpt. Limit (ppbv)	Amount (ppbv)	Rpt. Limit (ug/m3)	Amount (ug/m3)
Freon 12	1.4	0.42 J	7.0	2.1 J
Bromomethane	14	1.0 J	55	3.9 J
Ethanol	5.6	4.2 J	11	7.9 J

eurofins | Air Toxics

Summary of Detected Compounds
EPA METHOD TO-15 GC/MS FULL SCAN

VMP-31-10-021313 (AF)

Client Sample ID: ~~VMP-31-10-021313~~

Lab ID#: 1302356A-04A

Acetone	14	7.5 J	33	18 J
Methylene Chloride	14	~~0.23 J~~ U	49	~~0.82 J~~ U
Hexane	1.4	4.6	5.0	16
2-Butanone (Methyl Ethyl Ketone)	5.6	1.2 J	17	3.7 J
Cyclohexane	1.4	1.2 J	4.8	4.0 J
2,2,4-Trimethylpentane	1.4	11	6.6	50
Benzene	1.4	7.4	4.5	24
Heptane	1.4	1.8	5.8	7.5
4-Methyl-2-pentanone	1.4	0.82 J	5.8	3.3 J
Toluene	1.4	4.1	5.3	16
trans-1,3-Dichloropropene	1.4	~~0.21 J~~ U	6.4	~~0.97 J~~ U
Ethyl Benzene	1.4	3.0	6.1	13
m,p-Xylene	1.4	9.4	6.1	41
o-Xylene	1.4	3.6	6.1	16
Cumene	1.4	0.52 J	6.9	2.6 J
Propylbenzene	1.4	0.85 J	6.9	4.2 J
4-Ethyltoluene	1.4	2.4	6.9	12
1,3,5-Trimethylbenzene	1.4	0.73 J	6.9	3.6 J
1,2,4-Trimethylbenzene	1.4	1.6 J J	6.9	8.0 J J
1,4-Dichlorobenzene	1.4	~~0.17 J~~ U	8.5	~~1.0 J~~ U
Butane	5.6	44	13	100
Isopentane	5.6	39	17	120

Client Sample ID: VMP-51-20-021513-R

Lab ID#: 1302356A-05A

Compound	Rpt. Limit (ppbv)	Amount (ppbv)	Rpt. Limit (ug/m3)	Amount (ug/m3)
Freon 12	1.3	0.52 J	6.5	2.6 J
Freon 11	1.3	0.24 J	7.4	1.3 J
Ethanol	5.3	2.9 J	9.9	5.4 J
Acetone	13	5.3 J	31	13 J
2-Propanol	5.3	4.6 J	13	11 J
Methylene Chloride	13	~~0.25 J~~ U	46	~~0.87 J~~ U
Hexane	1.3	0.33 J	4.6	1.2 J
Chloroform	1.3	4.2	6.4	20

eurofins | Air Toxics

Summary of Detected Compounds
EPA METHOD TO-15 GC/MS FULL SCAN

Client Sample ID: VMP-51-20-021513-R

Lab ID#: 1302356A-05A

Cyclohexane	1.3	0.40 J	4.5	1.4 J
2,2,4-Trimethylpentane	1.3	17	6.2	78
Benzene	1.3	1.6	4.2	5.3
Toluene	1.3	0.17 J	5.0	0.65 J
Tetrachloroethene	1.3	0.18 J	9.0	1.2 J
Ethyl Benzene	1.3	1.0 J	5.7	4.5 J
m,p-Xylene	1.3	0.52 J	5.7	2.2 J
Cumene	1.3	0.57 J	6.5	2.8 J
Propylbenzene	1.3	1.5	6.5	7.4
4-Ethyltoluene	1.3	0.38 J	6.5	1.9 J
1,2,4-Trimethylbenzene	1.3	0.99 J J	6.5	4.9 J J
1,4-Dichlorobenzene	1.3	~~0.20 J~~ U	7.9	~~1.2 J~~ U
Isopentane	5.3	2.9 J	16	8.6 J

eurofins | Air Toxics

Client Sample ID: VMP-9-5-021513

Lab ID#: 1302356A-01A

EPA METHOD TO-15 GC/MS FULL SCAN

File Name:	**3022613**	**Date of Collection:**	**2/15/13 11:53:00 AM**
Dil. Factor:	**2.76**	**Date of Analysis:**	**2/26/13 05:17 PM**

Compound	Rpt. Limit (ppbv)	Amount (ppbv)	Rpt. Limit (ug/m3)	Amount (ug/m3)
Freon 12	1.4	0.46 J	6.8	2.3 J
Freon 114	1.4	Not Detected	9.6	Not Detected
Chloromethane	14	Not Detected	28	Not Detected
Vinyl Chloride	1.4	Not Detected	3.5	Not Detected
1,3-Butadiene	1.4	Not Detected	3.0	Not Detected
Bromomethane	14	Not Detected	54	Not Detected
Chloroethane	5.5	Not Detected	14	Not Detected
Freon 11	1.4	0.24 J	7.8	1.4 J
Ethanol	5.5	Not Detected	10	Not Detected
Freon 113	1.4	Not Detected	10	Not Detected
1,1-Dichloroethene	1.4	Not Detected	5.5	Not Detected
Acetone	14	3.3 J	33	7.8 J
2-Propanol	5.5	6.7	14	16
Carbon Disulfide	5.5	Not Detected	17	Not Detected
3-Chloropropene	5.5	Not Detected	17	Not Detected
Methylene Chloride	14	Not Detected	48	Not Detected
Methyl tert-butyl ether	1.4	0.32 J	5.0	1.2 J
trans-1,2-Dichloroethene	1.4	Not Detected	5.5	Not Detected
Hexane	1.4	1.1 J	4.9	4.0 J
1,1-Dichloroethane	1.4	Not Detected	5.6	Not Detected
2-Butanone (Methyl Ethyl Ketone)	5.5	Not Detected	16	Not Detected
cis-1,2-Dichloroethene	1.4	Not Detected	5.5	Not Detected
Tetrahydrofuran	1.4	Not Detected	4.1	Not Detected
Chloroform	1.4	Not Detected	6.7	Not Detected
1,1,1-Trichloroethane	1.4	Not Detected	7.5	Not Detected
Cyclohexane	1.4	0.86 J	4.8	3.0 J
Carbon Tetrachloride	1.4	Not Detected	8.7	Not Detected
2,2,4-Trimethylpentane	1.4	44	6.4	210
Benzene	1.4	3.7	4.4	12
1,2-Dichloroethane	1.4	Not Detected	5.6	Not Detected
Heptane	1.4	Not Detected	5.6	Not Detected
Trichloroethene	1.4	Not Detected	7.4	Not Detected
1,2-Dichloropropane	1.4	Not Detected	6.4	Not Detected
1,4-Dioxane	5.5	Not Detected	20	Not Detected
Bromodichloromethane	1.4	Not Detected	9.2	Not Detected
cis-1,3-Dichloropropene	1.4	Not Detected	6.3	Not Detected
4-Methyl-2-pentanone	1.4	Not Detected	5.6	Not Detected
Toluene	1.4	0.22 J	5.2	0.82 J
trans-1,3-Dichloropropene	1.4	~~0.22 J~~	6.3	~~0.98 J~~
1,1,2-Trichloroethane	1.4	Not Detected	7.5	Not Detected
Tetrachloroethene	1.4	Not Detected	9.4	Not Detected
2-Hexanone	5.5	Not Detected	23	Not Detected

eurofins | Air Toxics

Client Sample ID: VMP-9-5-021513

Lab ID#: 1302356A-01A

EPA METHOD TO-15 GC/MS FULL SCAN

File Name:	**3022613**	**Date of Collection:**	**2/15/13 11:53:00 AM**
Dil. Factor:	**2.76**	**Date of Analysis:**	**2/26/13 05:17 PM**

Compound	Rpt. Limit (ppbv)	Amount (ppbv)	Rpt. Limit (ug/m3)	Amount (ug/m3)
Dibromochloromethane	1.4	Not Detected	12	Not Detected
1,2-Dibromoethane (EDB)	1.4	Not Detected	11	Not Detected
Chlorobenzene	1.4	Not Detected	6.4	Not Detected
Ethyl Benzene	1.4	0.62 J	6.0	2.7 J
m,p-Xylene	1.4	0.35 J	6.0	1.5 J
o-Xylene	1.4	Not Detected	6.0	Not Detected
Styrene	1.4	Not Detected	5.9	Not Detected
Bromoform	1.4	Not Detected	14	Not Detected
Cumene	1.4	0.65 J	6.8	3.2 J
1,1,2,2-Tetrachloroethane	1.4	Not Detected	9.5	Not Detected
Propylbenzene	1.4	1.6	6.8	7.6
4-Ethyltoluene	1.4	0.66 J	6.8	3.2 J
1,3,5-Trimethylbenzene	1.4	Not Detected	6.8	Not Detected
1,2,4-Trimethylbenzene	1.4	2.8 J J	6.8	14 J J
1,3-Dichlorobenzene	1.4	Not Detected	8.3	Not Detected
1,4-Dichlorobenzene	1.4	~~0.24 J~~ U	8.3	~~1.4 J~~ U
alpha-Chlorotoluene	1.4	Not Detected	7.1	Not Detected
1,2-Dichlorobenzene	1.4	Not Detected	8.3	Not Detected
1,2,4-Trichlorobenzene	5.5	Not Detected	41	Not Detected
Hexachlorobutadiene	5.5	Not Detected	59	Not Detected
Butane	5.5	4.1 J	13	9.8 J
Isopentane	5.5	15	16	44

J = Estimated value.
J = Estimated value due to bias in the CCV.
Container Type: 1 Liter Summa Canister

Surrogates	%Recovery	Method Limits
Toluene-d8	104	70-130
1,2-Dichloroethane-d4	94	70-130
4-Bromofluorobenzene	94	70-130

eurofins | Air Toxics

Client Sample ID: VMP-12-5-021813

Lab ID#: 1302356A-02A

EPA METHOD TO-15 GC/MS FULL SCAN

File Name:	**3022612**	**Date of Collection:**	**2/18/13 10:25:00 AM**
Dil. Factor:	**2.69**	**Date of Analysis:**	**2/26/13 04:46 PM**

Compound	Rpt. Limit (ppbv)	Amount (ppbv)	Rpt. Limit (ug/m3)	Amount (ug/m3)
Freon 12	1.3	0.57 J	6.6	2.8 J
Freon 114	1.3	Not Detected	9.4	Not Detected
Chloromethane	13	Not Detected	28	Not Detected
Vinyl Chloride	1.3	Not Detected	3.4	Not Detected
1,3-Butadiene	1.3	Not Detected	3.0	Not Detected
Bromomethane	13	Not Detected	52	Not Detected
Chloroethane	5.4	Not Detected	14	Not Detected
Freon 11	1.3	0.25 J	7.6	1.4 J
Ethanol	5.4	2.2 J	10	4.2 J
Freon 113	1.3	Not Detected	10	Not Detected
1,1-Dichloroethene	1.3	Not Detected	5.3	Not Detected
Acetone	13	4.0 J	32	9.6 J
2-Propanol	5.4	4.8 J	13	12 J
Carbon Disulfide	5.4	Not Detected	17	Not Detected
3-Chloropropene	5.4	Not Detected	17	Not Detected
Methylene Chloride	13	0.55 J	47	1.9 J
Methyl tert-butyl ether	1.3	Not Detected	4.8	Not Detected
trans-1,2-Dichloroethene	1.3	Not Detected	5.3	Not Detected
Hexane	1.3	0.98 J	4.7	3.4 J
1,1-Dichloroethane	1.3	Not Detected	5.4	Not Detected
2-Butanone (Methyl Ethyl Ketone)	5.4	1.3 J	16	3.8 J
cis-1,2-Dichloroethene	1.3	Not Detected	5.3	Not Detected
Tetrahydrofuran	1.3	Not Detected	4.0	Not Detected
Chloroform	1.3	Not Detected	6.6	Not Detected
1,1,1-Trichloroethane	1.3	Not Detected	7.3	Not Detected
Cyclohexane	1.3	0.64 J	4.6	2.2 J
Carbon Tetrachloride	1.3	Not Detected	8.5	Not Detected
2,2,4-Trimethylpentane	1.3	23	6.3	110
Benzene	1.3	3.7	4.3	12
1,2-Dichloroethane	1.3	Not Detected	5.4	Not Detected
Heptane	1.3	Not Detected	5.5	Not Detected
Trichloroethene	1.3	Not Detected	7.2	Not Detected
1,2-Dichloropropane	1.3	Not Detected	6.2	Not Detected
1,4-Dioxane	5.4	Not Detected	19	Not Detected
Bromodichloromethane	1.3	Not Detected	9.0	Not Detected
cis-1,3-Dichloropropene	1.3	Not Detected	6.1	Not Detected
4-Methyl-2-pentanone	1.3	2.0	5.5	8.1
Toluene	1.3	0.56 J	5.1	2.1 J
trans-1,3-Dichloropropene	1.3	~~0.21 J~~	6.1	~~0.97 J~~
1,1,2-Trichloroethane	1.3	Not Detected	7.3	Not Detected
Tetrachloroethene	1.3	Not Detected	9.1	Not Detected
2-Hexanone	5.4	Not Detected	22	Not Detected

eurofins | Air Toxics

Client Sample ID: VMP-12-5-021813

Lab ID#: 1302356A-02A

EPA METHOD TO-15 GC/MS FULL SCAN

File Name:	**3022612**	**Date of Collection:**	**2/18/13 10:25:00 AM**
Dil. Factor:	**2.69**	**Date of Analysis:**	**2/26/13 04:46 PM**

Compound	Rpt. Limit (ppbv)	Amount (ppbv)	Rpt. Limit (ug/m3)	Amount (ug/m3)
Dibromochloromethane	1.3	Not Detected	11	Not Detected
1,2-Dibromoethane (EDB)	1.3	Not Detected	10	Not Detected
Chlorobenzene	1.3	Not Detected	6.2	Not Detected
Ethyl Benzene	1.3	Not Detected	5.8	Not Detected
m,p-Xylene	1.3	0.28 J	5.8	1.2 J
o-Xylene	1.3	Not Detected	5.8	Not Detected
Styrene	1.3	Not Detected	5.7	Not Detected
Bromoform	1.3	Not Detected	14	Not Detected
Cumene	1.3	0.35 J	6.6	1.7 J
1,1,2,2-Tetrachloroethane	1.3	Not Detected	9.2	Not Detected
Propylbenzene	1.3	0.40 J	6.6	2.0 J
4-Ethyltoluene	1.3	Not Detected	6.6	Not Detected
1,3,5-Trimethylbenzene	1.3	Not Detected	6.6	Not Detected
1,2,4-Trimethylbenzene	1.3	0.42 J J	6.6	2.1 J J
1,3-Dichlorobenzene	1.3	Not Detected	8.1	Not Detected
1,4-Dichlorobenzene	1.3	~~0.22 J~~ U	8.1	~~1.4 J~~ U
alpha-Chlorotoluene	1.3	Not Detected	7.0	Not Detected
1,2-Dichlorobenzene	1.3	Not Detected	8.1	Not Detected
1,2,4-Trichlorobenzene	5.4	Not Detected	40	Not Detected
Hexachlorobutadiene	5.4	Not Detected	57	Not Detected
Butane	5.4	3.1 J	13	7.4 J
Isopentane	5.4	8.7	16	26

J = Estimated value.

Container Type: 1 Liter Summa Canister

Surrogates	%Recovery	Method Limits
Toluene-d8	103	70-130
1,2-Dichloroethane-d4	99	70-130
4-Bromofluorobenzene	93	70-130

eurofins | Air Toxics

Client Sample ID: VMP-12-11.5-021813

Lab ID#: 1302356A-03A

EPA METHOD TO-15 GC/MS FULL SCAN

File Name:	**3022611**	**Date of Collection:**	**2/18/13 11:25:00 AM**
Dil. Factor:	**2.89**	**Date of Analysis:**	**2/26/13 04:19 PM**

Compound	Rpt. Limit (ppbv)	Amount (ppbv)	Rpt. Limit (ug/m3)	Amount (ug/m3)
Freon 12	1.4	0.47 J	7.1	2.3 J
Freon 114	1.4	Not Detected	10	Not Detected
Chloromethane	14	Not Detected	30	Not Detected
Vinyl Chloride	1.4	Not Detected	3.7	Not Detected
1,3-Butadiene	1.4	Not Detected	3.2	Not Detected
Bromomethane	14	Not Detected	56	Not Detected
Chloroethane	5.8	Not Detected	15	Not Detected
Freon 11	1.4	Not Detected	8.1	Not Detected
Ethanol	5.8	Not Detected	11	Not Detected
Freon 113	1.4	Not Detected	11	Not Detected
1,1-Dichloroethene	1.4	Not Detected	5.7	Not Detected
Acetone	14	4.1 J	34	9.7 J
2-Propanol	5.8	5.4 J	14	13 J
Carbon Disulfide	5.8	Not Detected	18	Not Detected
3-Chloropropene	5.8	Not Detected	18	Not Detected
Methylene Chloride	14	Not Detected	50	Not Detected
Methyl tert-butyl ether	1.4	Not Detected	5.2	Not Detected
trans-1,2-Dichloroethene	1.4	Not Detected	5.7	Not Detected
Hexane	1.4	0.28 J	5.1	0.98 J
1,1-Dichloroethane	1.4	Not Detected	5.8	Not Detected
2-Butanone (Methyl Ethyl Ketone)	5.8	Not Detected	17	Not Detected
cis-1,2-Dichloroethene	1.4	Not Detected	5.7	Not Detected
Tetrahydrofuran	1.4	Not Detected	4.3	Not Detected
Chloroform	1.4	Not Detected	7.0	Not Detected
1,1,1-Trichloroethane	1.4	Not Detected	7.9	Not Detected
Cyclohexane	1.4	Not Detected	5.0	Not Detected
Carbon Tetrachloride	1.4	Not Detected	9.1	Not Detected
2,2,4-Trimethylpentane	1.4	0.34 J	6.8	1.6 J
Benzene	1.4	0.25 J	4.6	0.80 J
1,2-Dichloroethane	1.4	Not Detected	5.8	Not Detected
Heptane	1.4	Not Detected	5.9	Not Detected
Trichloroethene	1.4	0.36 J	7.8	1.9 J
1,2-Dichloropropane	1.4	Not Detected	6.7	Not Detected
1,4-Dioxane	5.8	Not Detected	21	Not Detected
Bromodichloromethane	1.4	Not Detected	9.7	Not Detected
cis-1,3-Dichloropropene	1.4	Not Detected	6.6	Not Detected
4-Methyl-2-pentanone	1.4	Not Detected	5.9	Not Detected
Toluene	1.4	0.25 J	5.4	0.94 J
trans-1,3-Dichloropropene	1.4	Not Detected	6.6	Not Detected
1,1,2-Trichloroethane	1.4	Not Detected	7.9	Not Detected
Tetrachloroethene	1.4	Not Detected	9.8	Not Detected
2-Hexanone	5.8	Not Detected	24	Not Detected

eurofins | Air Toxics

Client Sample ID: VMP-12-11.5-021813

Lab ID#: 1302356A-03A

EPA METHOD TO-15 GC/MS FULL SCAN

File Name:	**3022611**	**Date of Collection:**	**2/18/13 11:25:00 AM**
Dil. Factor:	**2.89**	**Date of Analysis:**	**2/26/13 04:19 PM**

Compound	Rpt. Limit (ppbv)	Amount (ppbv)	Rpt. Limit (ug/m3)	Amount (ug/m3)
Dibromochloromethane	1.4	Not Detected	12	Not Detected
1,2-Dibromoethane (EDB)	1.4	Not Detected	11	Not Detected
Chlorobenzene	1.4	Not Detected	6.6	Not Detected
Ethyl Benzene	1.4	Not Detected	6.3	Not Detected
m,p-Xylene	1.4	Not Detected	6.3	Not Detected
o-Xylene	1.4	Not Detected	6.3	Not Detected
Styrene	1.4	Not Detected	6.2	Not Detected
Bromoform	1.4	Not Detected	15	Not Detected
Cumene	1.4	Not Detected	7.1	Not Detected
1,1,2,2-Tetrachloroethane	1.4	Not Detected	9.9	Not Detected
Propylbenzene	1.4	Not Detected	7.1	Not Detected
4-Ethyltoluene	1.4	Not Detected	7.1	Not Detected
1,3,5-Trimethylbenzene	1.4	Not Detected	7.1	Not Detected
1,2,4-Trimethylbenzene	1.4	Not Detected	7.1	Not Detected
1,3-Dichlorobenzene	1.4	Not Detected	8.7	Not Detected
1,4-Dichlorobenzene	1.4	Not Detected	8.7	Not Detected
alpha-Chlorotoluene	1.4	Not Detected	7.5	Not Detected
1,2-Dichlorobenzene	1.4	Not Detected	8.7	Not Detected
1,2,4-Trichlorobenzene	5.8	Not Detected	43	Not Detected
Hexachlorobutadiene	5.8	Not Detected	62	Not Detected
Butane	5.8	Not Detected	14	Not Detected
Isopentane	5.8	Not Detected	17	Not Detected

J = Estimated value.

Container Type: 1 Liter Summa Canister

Surrogates	%Recovery	Method Limits
Toluene-d8	101	70-130
1,2-Dichloroethane-d4	90	70-130
4-Bromofluorobenzene	94	70-130

eurofins | Air Toxics

VMP-31-10-021313 (AF)

Client Sample ID: ~~VMP-31-10-021313~~

Lab ID#: 1302356A-04A

EPA METHOD TO-15 GC/MS FULL SCAN

File Name:	**3022610**	**Date of Collection:**	**2/13/13 2:08:00 PM**
Dil. Factor:	**2.82**	**Date of Analysis:**	**2/26/13 03:58 PM**

Compound	Rpt. Limit (ppbv)	Amount (ppbv)	Rpt. Limit (ug/m3)	Amount (ug/m3)
Freon 12	1.4	0.42 J	7.0	2.1 J
Freon 114	1.4	Not Detected	9.8	Not Detected
Chloromethane	14	Not Detected	29	Not Detected
Vinyl Chloride	1.4	Not Detected	3.6	Not Detected
1,3-Butadiene	1.4	Not Detected	3.1	Not Detected
Bromomethane	14	1.0 J	55	3.9 J
Chloroethane	5.6	Not Detected	15	Not Detected
Freon 11	1.4	Not Detected	7.9	Not Detected
Ethanol	5.6	4.2 J	11	7.9 J
Freon 113	1.4	Not Detected	11	Not Detected
1,1-Dichloroethene	1.4	Not Detected	5.6	Not Detected
Acetone	14	7.5 J	33	18 J
2-Propanol	5.6	Not Detected	14	Not Detected
Carbon Disulfide	5.6	Not Detected	18	Not Detected
3-Chloropropene	5.6	Not Detected	18	Not Detected
Methylene Chloride	14	~~0.23 J~~	49	~~0.82 J~~
Methyl tert-butyl ether	1.4	Not Detected	5.1	Not Detected
trans-1,2-Dichloroethene	1.4	Not Detected	5.6	Not Detected
Hexane	1.4	4.6	5.0	16
1,1-Dichloroethane	1.4	Not Detected	5.7	Not Detected
2-Butanone (Methyl Ethyl Ketone)	5.6	1.2 J	17	3.7 J
cis-1,2-Dichloroethene	1.4	Not Detected	5.6	Not Detected
Tetrahydrofuran	1.4	Not Detected	4.2	Not Detected
Chloroform	1.4	Not Detected	6.9	Not Detected
1,1,1-Trichloroethane	1.4	Not Detected	7.7	Not Detected
Cyclohexane	1.4	1.2 J	4.8	4.0 J
Carbon Tetrachloride	1.4	Not Detected	8.9	Not Detected
2,2,4-Trimethylpentane	1.4	11	6.6	50
Benzene	1.4	7.4	4.5	24
1,2-Dichloroethane	1.4	Not Detected	5.7	Not Detected
Heptane	1.4	1.8	5.8	7.5
Trichloroethene	1.4	Not Detected	7.6	Not Detected
1,2-Dichloropropane	1.4	Not Detected	6.5	Not Detected
1,4-Dioxane	5.6	Not Detected	20	Not Detected
Bromodichloromethane	1.4	Not Detected	9.4	Not Detected
cis-1,3-Dichloropropene	1.4	Not Detected	6.4	Not Detected
4-Methyl-2-pentanone	1.4	0.82 J	5.8	3.3 J
Toluene	1.4	4.1	5.3	16
trans-1,3-Dichloropropene	1.4	~~0.21 J~~	6.4	~~0.97 J~~
1,1,2-Trichloroethane	1.4	Not Detected	7.7	Not Detected
Tetrachloroethene	1.4	Not Detected	9.6	Not Detected
2-Hexanone	5.6	Not Detected	23	Not Detected

eurofins | Air Toxics

VMP-31-10-021313 (AF)

Client Sample ID: ~~VMP-31-10-021313~~

Lab ID#: 1302356A-04A

EPA METHOD TO-15 GC/MS FULL SCAN

File Name:	**3022610**	**Date of Collection:**	**2/13/13 2:08:00 PM**
Dil. Factor:	**2.82**	**Date of Analysis:**	**2/26/13 03:58 PM**

Compound	Rpt. Limit (ppbv)	Amount (ppbv)	Rpt. Limit (ug/m3)	Amount (ug/m3)
Dibromochloromethane	1.4	Not Detected	12	Not Detected
1,2-Dibromoethane (EDB)	1.4	Not Detected	11	Not Detected
Chlorobenzene	1.4	Not Detected	6.5	Not Detected
Ethyl Benzene	1.4	3.0	6.1	13
m,p-Xylene	1.4	9.4	6.1	41
o-Xylene	1.4	3.6	6.1	16
Styrene	1.4	Not Detected	6.0	Not Detected
Bromoform	1.4	Not Detected	14	Not Detected
Cumene	1.4	0.52 J	6.9	2.6 J
1,1,2,2-Tetrachloroethane	1.4	Not Detected	9.7	Not Detected
Propylbenzene	1.4	0.85 J	6.9	4.2 J
4-Ethyltoluene	1.4	2.4	6.9	12
1,3,5-Trimethylbenzene	1.4	0.73 J	6.9	3.6 J
1,2,4-Trimethylbenzene	1.4	1.6 J J	6.9	8.0 J J
1,3-Dichlorobenzene	1.4	Not Detected	8.5	Not Detected
1,4-Dichlorobenzene	1.4	~~0.17 J~~ U	8.5	~~1.0 J~~ U
alpha-Chlorotoluene	1.4	Not Detected	7.3	Not Detected
1,2-Dichlorobenzene	1.4	Not Detected	8.5	Not Detected
1,2,4-Trichlorobenzene	5.6	Not Detected	42	Not Detected
Hexachlorobutadiene	5.6	Not Detected	60	Not Detected
Butane	5.6	44	13	100
Isopentane	5.6	39	17	120

J = Estimated value.
J = Estimated value due to bias in the CCV.
Container Type: 1 Liter Summa Canister

Surrogates	%Recovery	Method Limits
Toluene-d8	102	70-130
1,2-Dichloroethane-d4	93	70-130
4-Bromofluorobenzene	92	70-130

eurofins | Air Toxics

Client Sample ID: VMP-51-20-021513-R

Lab ID#: 1302356A-05A

EPA METHOD TO-15 GC/MS FULL SCAN

File Name:	**3022609**	**Date of Collection: 2/15/13 3:29:00 PM**	
Dil. Factor:	**2.64**	**Date of Analysis: 2/26/13 03:21 PM**	

Compound	Rpt. Limit (ppbv)	Amount (ppbv)	Rpt. Limit (ug/m3)	Amount (ug/m3)
Freon 12	1.3	0.52 J	6.5	2.6 J
Freon 114	1.3	Not Detected	9.2	Not Detected
Chloromethane	13	Not Detected	27	Not Detected
Vinyl Chloride	1.3	Not Detected	3.4	Not Detected
1,3-Butadiene	1.3	Not Detected	2.9	Not Detected
Bromomethane	13	Not Detected	51	Not Detected
Chloroethane	5.3	Not Detected	14	Not Detected
Freon 11	1.3	0.24 J	7.4	1.3 J
Ethanol	5.3	2.9 J	9.9	5.4 J
Freon 113	1.3	Not Detected	10	Not Detected
1,1-Dichloroethene	1.3	Not Detected	5.2	Not Detected
Acetone	13	5.3 J	31	13 J
2-Propanol	5.3	4.6 J	13	11 J
Carbon Disulfide	5.3	Not Detected	16	Not Detected
3-Chloropropene	5.3	Not Detected	16	Not Detected
Methylene Chloride	13	~~0.25 J~~ U	46	~~0.87 J~~ U
Methyl tert-butyl ether	1.3	Not Detected	4.8	Not Detected
trans-1,2-Dichloroethene	1.3	Not Detected	5.2	Not Detected
Hexane	1.3	0.33 J	4.6	1.2 J
1,1-Dichloroethane	1.3	Not Detected	5.3	Not Detected
2-Butanone (Methyl Ethyl Ketone)	5.3	Not Detected	16	Not Detected
cis-1,2-Dichloroethene	1.3	Not Detected	5.2	Not Detected
Tetrahydrofuran	1.3	Not Detected	3.9	Not Detected
Chloroform	1.3	4.2	6.4	20
1,1,1-Trichloroethane	1.3	Not Detected	7.2	Not Detected
Cyclohexane	1.3	0.40 J	4.5	1.4 J
Carbon Tetrachloride	1.3	Not Detected	8.3	Not Detected
2,2,4-Trimethylpentane	1.3	17	6.2	78
Benzene	1.3	1.6	4.2	5.3
1,2-Dichloroethane	1.3	Not Detected	5.3	Not Detected
Heptane	1.3	Not Detected	5.4	Not Detected
Trichloroethene	1.3	Not Detected	7.1	Not Detected
1,2-Dichloropropane	1.3	Not Detected	6.1	Not Detected
1,4-Dioxane	5.3	Not Detected	19	Not Detected
Bromodichloromethane	1.3	Not Detected	8.8	Not Detected
cis-1,3-Dichloropropene	1.3	Not Detected	6.0	Not Detected
4-Methyl-2-pentanone	1.3	Not Detected	5.4	Not Detected
Toluene	1.3	0.17 J	5.0	0.65 J
trans-1,3-Dichloropropene	1.3	Not Detected	6.0	Not Detected
1,1,2-Trichloroethane	1.3	Not Detected	7.2	Not Detected
Tetrachloroethene	1.3	0.18 J	9.0	1.2 J
2-Hexanone	5.3	Not Detected	22	Not Detected

eurofins | Air Toxics

Client Sample ID: VMP-51-20-021513-R

Lab ID#: 1302356A-05A

EPA METHOD TO-15 GC/MS FULL SCAN

File Name:	**3022609**	**Date of Collection:**	**2/15/13 3:29:00 PM**
Dil. Factor:	**2.64**	**Date of Analysis:**	**2/26/13 03:21 PM**

Compound	Rpt. Limit (ppbv)	Amount (ppbv)	Rpt. Limit (ug/m3)	Amount (ug/m3)
Dibromochloromethane	1.3	Not Detected	11	Not Detected
1,2-Dibromoethane (EDB)	1.3	Not Detected	10	Not Detected
Chlorobenzene	1.3	Not Detected	6.1	Not Detected
Ethyl Benzene	1.3	1.0 J	5.7	4.5 J
m,p-Xylene	1.3	0.52 J	5.7	2.2 J
o-Xylene	1.3	Not Detected	5.7	Not Detected
Styrene	1.3	Not Detected	5.6	Not Detected
Bromoform	1.3	Not Detected	14	Not Detected
Cumene	1.3	0.57 J	6.5	2.8 J
1,1,2,2-Tetrachloroethane	1.3	Not Detected	9.1	Not Detected
Propylbenzene	1.3	1.5	6.5	7.4
4-Ethyltoluene	1.3	0.38 J	6.5	1.9 J
1,3,5-Trimethylbenzene	1.3	Not Detected	6.5	Not Detected
1,2,4-Trimethylbenzene	1.3	0.99 J J	6.5	4.9 J J
1,3-Dichlorobenzene	1.3	Not Detected	7.9	Not Detected
1,4-Dichlorobenzene	1.3	~~0.20 J~~ U	7.9	~~1.2 J~~ U
alpha-Chlorotoluene	1.3	Not Detected	6.8	Not Detected
1,2-Dichlorobenzene	1.3	Not Detected	7.9	Not Detected
1,2,4-Trichlorobenzene	5.3	Not Detected	39	Not Detected
Hexachlorobutadiene	5.3	Not Detected	56	Not Detected
Butane	5.3	Not Detected	12	Not Detected
Isopentane	5.3	2.9 J	16	8.6 J

J = Estimated value.

Container Type: 1 Liter Summa Canister

Surrogates	%Recovery	Method Limits
Toluene-d8	95	70-130
1,2-Dichloroethane-d4	93	70-130
4-Bromofluorobenzene	95	70-130

eurofins | Air Toxics

Client Sample ID: Lab Blank

Lab ID#: 1302356A-06A

EPA METHOD TO-15 GC/MS FULL SCAN

File Name:	**3022608d**	**Date of Collection: NA**	
Dil. Factor:	**1.00**	**Date of Analysis: 2/26/13 02:33 PM**	

Compound	Rpt. Limit (ppbv)	Amount (ppbv)	Rpt. Limit (ug/m3)	Amount (ug/m3)
Freon 12	0.50	Not Detected	2.5	Not Detected
Freon 114	0.50	Not Detected	3.5	Not Detected
Chloromethane	5.0	Not Detected	10	Not Detected
Vinyl Chloride	0.50	Not Detected	1.3	Not Detected
1,3-Butadiene	0.50	Not Detected	1.1	Not Detected
Bromomethane	5.0	0.35 J	19	1.4 J
Chloroethane	2.0	Not Detected	5.3	Not Detected
Freon 11	0.50	Not Detected	2.8	Not Detected
Ethanol	2.0	Not Detected	3.8	Not Detected
Freon 113	0.50	Not Detected	3.8	Not Detected
1,1-Dichloroethene	0.50	Not Detected	2.0	Not Detected
Acetone	5.0	Not Detected	12	Not Detected
2-Propanol	2.0	Not Detected	4.9	Not Detected
Carbon Disulfide	2.0	Not Detected	6.2	Not Detected
3-Chloropropene	2.0	Not Detected	6.3	Not Detected
Methylene Chloride	5.0	0.077 J	17	0.27 J
Methyl tert-butyl ether	0.50	Not Detected	1.8	Not Detected
trans-1,2-Dichloroethene	0.50	Not Detected	2.0	Not Detected
Hexane	0.50	Not Detected	1.8	Not Detected
1,1-Dichloroethane	0.50	Not Detected	2.0	Not Detected
2-Butanone (Methyl Ethyl Ketone)	2.0	Not Detected	5.9	Not Detected
cis-1,2-Dichloroethene	0.50	Not Detected	2.0	Not Detected
Tetrahydrofuran	0.50	Not Detected	1.5	Not Detected
Chloroform	0.50	Not Detected	2.4	Not Detected
1,1,1-Trichloroethane	0.50	Not Detected	2.7	Not Detected
Cyclohexane	0.50	Not Detected	1.7	Not Detected
Carbon Tetrachloride	0.50	Not Detected	3.1	Not Detected
2,2,4-Trimethylpentane	0.50	Not Detected	2.3	Not Detected
Benzene	0.50	Not Detected	1.6	Not Detected
1,2-Dichloroethane	0.50	Not Detected	2.0	Not Detected
Heptane	0.50	Not Detected	2.0	Not Detected
Trichloroethene	0.50	Not Detected	2.7	Not Detected
1,2-Dichloropropane	0.50	Not Detected	2.3	Not Detected
1,4-Dioxane	2.0	Not Detected	7.2	Not Detected
Bromodichloromethane	0.50	Not Detected	3.4	Not Detected
cis-1,3-Dichloropropene	0.50	Not Detected	2.3	Not Detected
4-Methyl-2-pentanone	0.50	Not Detected	2.0	Not Detected
Toluene	0.50	Not Detected	1.9	Not Detected
trans-1,3-Dichloropropene	0.50	0.071 J	2.3	0.32 J
1,1,2-Trichloroethane	0.50	Not Detected	2.7	Not Detected
Tetrachloroethene	0.50	Not Detected	3.4	Not Detected
2-Hexanone	2.0	Not Detected	8.2	Not Detected

eurofins | Air Toxics

Client Sample ID: Lab Blank

Lab ID#: 1302356A-06A

EPA METHOD TO-15 GC/MS FULL SCAN

File Name:	**3022608d**	**Date of Collection: NA**	
Dil. Factor:	**1.00**	**Date of Analysis: 2/26/13 02:33 PM**	

Compound	Rpt. Limit (ppbv)	Amount (ppbv)	Rpt. Limit (ug/m3)	Amount (ug/m3)
Dibromochloromethane	0.50	Not Detected	4.2	Not Detected
1,2-Dibromoethane (EDB)	0.50	Not Detected	3.8	Not Detected
Chlorobenzene	0.50	Not Detected	2.3	Not Detected
Ethyl Benzene	0.50	Not Detected	2.2	Not Detected
m,p-Xylene	0.50	Not Detected	2.2	Not Detected
o-Xylene	0.50	Not Detected	2.2	Not Detected
Styrene	0.50	Not Detected	2.1	Not Detected
Bromoform	0.50	Not Detected	5.2	Not Detected
Cumene	0.50	Not Detected	2.4	Not Detected
1,1,2,2-Tetrachloroethane	0.50	Not Detected	3.4	Not Detected
Propylbenzene	0.50	Not Detected	2.4	Not Detected
4-Ethyltoluene	0.50	Not Detected	2.4	Not Detected
1,3,5-Trimethylbenzene	0.50	Not Detected	2.4	Not Detected
1,2,4-Trimethylbenzene	0.50	Not Detected	2.4	Not Detected
1,3-Dichlorobenzene	0.50	Not Detected	3.0	Not Detected
1,4-Dichlorobenzene	0.50	0.068 J	3.0	0.41 J
alpha-Chlorotoluene	0.50	Not Detected	2.6	Not Detected
1,2-Dichlorobenzene	0.50	Not Detected	3.0	Not Detected
1,2,4-Trichlorobenzene	2.0	Not Detected	15	Not Detected
Hexachlorobutadiene	2.0	Not Detected	21	Not Detected
Butane	2.0	Not Detected	4.8	Not Detected
Isopentane	2.0	Not Detected	5.9	Not Detected

J = Estimated value.

Container Type: NA - Not Applicable

Surrogates	%Recovery	Method Limits
Toluene-d8	101	70-130
1,2-Dichloroethane-d4	92	70-130
4-Bromofluorobenzene	91	70-130

eurofins | Air Toxics

Client Sample ID: CCV

Lab ID#: 1302356A-07A

EPA METHOD TO-15 GC/MS FULL SCAN

File Name:	**3022602**	**Date of Collection: NA**	
Dil. Factor:	**1.00**	**Date of Analysis: 2/26/13 11:31 AM**	

Compound	%Recovery
Freon 12	101
Freon 114	108
Chloromethane	86
Vinyl Chloride	98
1,3-Butadiene	101
Bromomethane	107
Chloroethane	99
Freon 11	102
Ethanol	96
Freon 113	105
1,1-Dichloroethene	108
Acetone	99
2-Propanol	95
Carbon Disulfide	101
3-Chloropropene	107
Methylene Chloride	92
Methyl tert-butyl ether	111
trans-1,2-Dichloroethene	102
Hexane	108
1,1-Dichloroethane	98
2-Butanone (Methyl Ethyl Ketone)	104
cis-1,2-Dichloroethene	102
Tetrahydrofuran	114
Chloroform	102
1,1,1-Trichloroethane	102
Cyclohexane	112
Carbon Tetrachloride	104
2,2,4-Trimethylpentane	116
Benzene	101
1,2-Dichloroethane	99
Heptane	113
Trichloroethene	88
1,2-Dichloropropane	102
1,4-Dioxane	105
Bromodichloromethane	103
cis-1,3-Dichloropropene	107
4-Methyl-2-pentanone	120
Toluene	105
trans-1,3-Dichloropropene	105
1,1,2-Trichloroethane	100
Tetrachloroethene	98
2-Hexanone	124

eurofins | Air Toxics

Client Sample ID: CCV

Lab ID#: 1302356A-07A

EPA METHOD TO-15 GC/MS FULL SCAN

File Name:	**3022602**	**Date of Collection: NA**	
Dil. Factor:	**1.00**	**Date of Analysis: 2/26/13 11:31 AM**	

Compound	%Recovery
Dibromochloromethane	104
1,2-Dibromoethane (EDB)	104
Chlorobenzene	96
Ethyl Benzene	110
m,p-Xylene	114
o-Xylene	115
Styrene	118
Bromoform	106
Cumene	119
1,1,2,2-Tetrachloroethane	114
Propylbenzene	112
4-Ethyltoluene	116
1,3,5-Trimethylbenzene	123
1,2,4-Trimethylbenzene	131 Q
1,3-Dichlorobenzene	109
1,4-Dichlorobenzene	111
alpha-Chlorotoluene	116
1,2-Dichlorobenzene	108
1,2,4-Trichlorobenzene	111
Hexachlorobutadiene	108
Butane	97
Isopentane	95

Q = Exceeds Quality Control limits.

Container Type: NA - Not Applicable

Surrogates	%Recovery	Method Limits
Toluene-d8	106	70-130
1,2-Dichloroethane-d4	106	70-130
4-Bromofluorobenzene	102	70-130

eurofins | Air Toxics

Client Sample ID: LCS

Lab ID#: 1302356A-08A

EPA METHOD TO-15 GC/MS FULL SCAN

File Name:	**3022603**	**Date of Collection: NA**	
Dil. Factor:	**1.00**	**Date of Analysis: 2/26/13 12:02 PM**	

Compound	%Recovery
Freon 12	102
Freon 114	111
Chloromethane	84
Vinyl Chloride	100
1,3-Butadiene	101
Bromomethane	106
Chloroethane	99
Freon 11	100
Ethanol	93
Freon 113	109
1,1-Dichloroethene	116
Acetone	97
2-Propanol	99
Carbon Disulfide	125
3-Chloropropene	119
Methylene Chloride	91
Methyl tert-butyl ether	107
trans-1,2-Dichloroethene	114
Hexane	106
1,1-Dichloroethane	95
2-Butanone (Methyl Ethyl Ketone)	106
cis-1,2-Dichloroethene	100
Tetrahydrofuran	108
Chloroform	102
1,1,1-Trichloroethane	103
Cyclohexane	113
Carbon Tetrachloride	104
2,2,4-Trimethylpentane	114
Benzene	102
1,2-Dichloroethane	96
Heptane	114
Trichloroethene	92
1,2-Dichloropropane	104
1,4-Dioxane	114
Bromodichloromethane	104
cis-1,3-Dichloropropene	110
4-Methyl-2-pentanone	121
Toluene	104
trans-1,3-Dichloropropene	110
1,1,2-Trichloroethane	104
Tetrachloroethene	100
2-Hexanone	128

eurofins | Air Toxics

Client Sample ID: LCS

Lab ID#: 1302356A-08A

EPA METHOD TO-15 GC/MS FULL SCAN

File Name:	**3022603**	**Date of Collection: NA**	
Dil. Factor:	**1.00**	**Date of Analysis: 2/26/13 12:02 PM**	

Compound	%Recovery
Dibromochloromethane	106
1,2-Dibromoethane (EDB)	107
Chlorobenzene	98
Ethyl Benzene	111
m,p-Xylene	119
o-Xylene	118
Styrene	125
Bromoform	109
Cumene	122
1,1,2,2-Tetrachloroethane	118
Propylbenzene	114
4-Ethyltoluene	113
1,3,5-Trimethylbenzene	125
1,2,4-Trimethylbenzene	132 Q
1,3-Dichlorobenzene	110
1,4-Dichlorobenzene	111
alpha-Chlorotoluene	121
1,2-Dichlorobenzene	111
1,2,4-Trichlorobenzene	112
Hexachlorobutadiene	107
Butane	92
Isopentane	94

Q = Exceeds Quality Control limits.

Container Type: NA - Not Applicable

Surrogates	%Recovery	Method Limits
Toluene-d8	103	70-130
1,2-Dichloroethane-d4	95	70-130
4-Bromofluorobenzene	98	70-130

eurofins | Air Toxics

Client Sample ID: LCSD

Lab ID#: 1302356A-08AA

EPA METHOD TO-15 GC/MS FULL SCAN

File Name:	**3022604**	**Date of Collection: NA**	
Dil. Factor:	**1.00**	**Date of Analysis: 2/26/13 12:20 PM**	

Compound	%Recovery
Freon 12	103
Freon 114	111
Chloromethane	88
Vinyl Chloride	103
1,3-Butadiene	102
Bromomethane	109
Chloroethane	100
Freon 11	99
Ethanol	98
Freon 113	103
1,1-Dichloroethene	112
Acetone	98
2-Propanol	100
Carbon Disulfide	121
3-Chloropropene	120
Methylene Chloride	93
Methyl tert-butyl ether	109
trans-1,2-Dichloroethene	115
Hexane	109
1,1-Dichloroethane	98
2-Butanone (Methyl Ethyl Ketone)	106
cis-1,2-Dichloroethene	103
Tetrahydrofuran	111
Chloroform	103
1,1,1-Trichloroethane	105
Cyclohexane	116
Carbon Tetrachloride	105
2,2,4-Trimethylpentane	120
Benzene	104
1,2-Dichloroethane	97
Heptane	114
Trichloroethene	92
1,2-Dichloropropane	106
1,4-Dioxane	107
Bromodichloromethane	104
cis-1,3-Dichloropropene	109
4-Methyl-2-pentanone	119
Toluene	107
trans-1,3-Dichloropropene	107
1,1,2-Trichloroethane	103
Tetrachloroethene	101
2-Hexanone	124

eurofins | Air Toxics

Client Sample ID: LCSD

Lab ID#: 1302356A-08AA

EPA METHOD TO-15 GC/MS FULL SCAN

File Name:	**3022604**	**Date of Collection: NA**	
Dil. Factor:	**1.00**	**Date of Analysis: 2/26/13 12:20 PM**	

Compound	%Recovery
Dibromochloromethane	104
1,2-Dibromoethane (EDB)	108
Chlorobenzene	99
Ethyl Benzene	111
m,p-Xylene	118
o-Xylene	119
Styrene	124
Bromoform	106
Cumene	124
1,1,2,2-Tetrachloroethane	120
Propylbenzene	116
4-Ethyltoluene	115
1,3,5-Trimethylbenzene	127
1,2,4-Trimethylbenzene	135 Q
1,3-Dichlorobenzene	113
1,4-Dichlorobenzene	115
alpha-Chlorotoluene	120
1,2-Dichlorobenzene	114
1,2,4-Trichlorobenzene	117
Hexachlorobutadiene	113
Butane	95
Isopentane	94

Q = Exceeds Quality Control limits.

Container Type: NA - Not Applicable

Surrogates	%Recovery	Method Limits
Toluene-d8	104	70-130
1,2-Dichloroethane-d4	102	70-130
4-Bromofluorobenzene	101	70-130

1302356

Shell Oil Products Chain Of Custody Record

URS

Air Toxics LTD.
Project Name: Roxana Soil Vapor
Project # 21562850.04001
Lab Vendor #

Please Check Appropriate Box:
☑ ENV. SERVICES ☐ MOTIVA RETAIL ☐ SHELL RETAIL
☐ MOTIVA SD&OM ☐ CONSULTANT ☐ LUBES
☐ SHELL PIPELINE ☐ OTHER

Print Bill To Contact Name: Robert Mooshegian
PO #:
INCIDENT # (ENV SERVICES): 9 7 2 1 6 6 4 0
SAP #: 3 4 0 0 6 1
☐ CHECK IF NO INCIDENT # APPLIES
DATE: 02/19/13
PAGE: 1 of 1

SAMPLING COMPANY: URS CORPORATION
LOCODE:
SITE ADDRESS: Street and City: 900 SOUTH CENTRAL AVE – ROXANA
State: IL
GLOBAL ID NO.:
ADDRESS: 1001 HIGHLANDS PLAZA DRIVE WEST - SUITE 300; ST. LOUIS, MO 63110
FOR DELIVERABLE TO Name, Company, Office Location: Elizabeth Kunkel, URS, St. Louis
PHONE NO.: 314-743-4179
E-MAIL: Elizabeth_Kunkel@URSCorp.com
CONSULTANT PROJECT NAME#: Roxana Soil Vapor
Laboratory Address: Air Toxics, LTD 180 Blue Ravine Road, Suite B, Folsom, CA 95630-4719
C. Kretzer, D. Mattingly, T. Carroll, C. Williams, M. Currier, B. Lehan, L. Rathnow.
TELEPHONE: 314-429-0100
FAX: 314-429-0462
Bill To Contact E-MAIL: Robert.Mooshegian@urs.com

TURNAROUND TIME (CALENDAR DAYS):
☑ STANDARD (14 DAY) ☐ 5 DAYS ☐ 3 DAYS ☐ 2 DAYS ☐ 24 HOURS ☐ RESULTS NEEDED ON WEEKEND

REQUESTED ANALYSIS

☐ LA - RWQCB REPORT FORMAT ☑ UST AGENCY:
DELIVERABLES: ☐ LEVEL 1 ☐ LEVEL 2 ☐ LEVEL 3 ☑ LEVEL 4 ☐ OTHER (SPECIFY)

☑ SHELL CONTRACT RATE APPLIES
☐ STATE REIMBURSEMENT RATE APPLIES
☐ EDD NOT NEEDED
☑ RECEIPT VERIFICATION REQUESTED

Turn Around Time: ☑ Normal ☐ Rush
Specify

Lab Use Only
Pressurized by:
Date:
Pressurization Gas: N_2 He

LAB USE ONLY	Field Sample Identification	SAMPLING DATE	SAMPLING TIME	Canister Number	Canister Pressure/Vacuum Initial	Final	Receipt	Final (psi)	Modified TO-15 + Butane & Isopentane	ASTM D-1946 + Helium	ASTM D-1946					
01A	VMP-9-5-021513	02/15/13	1120-1153	36511	-30	-10			X	X						
02A	VMP-12-5-021813	02/18/13	0955-1025	33400	-29	-7.5			X	X						
03A	VMP-12-11.5-021813	02/18/13	1055-1125	34684	-29	-9.5			X	X						
04A	VMP-31-10-021313	02/13/13	1338-1408	35614	-30	-9			X	X						
05A	VMP-51-20-021513-R	02/15/13	1459-1529	35613	-30	-9			X	X						

ADDITIONAL NOTES:
- 14 day hold time
- Report results between MDL and RL
- Level IV ECVP

FedEx
Custody Seal Intact?
Y N None Temp NA

		Date	Time
Relinquished by: (Signature)	Received by: (Signature) FEDEX	2/19/13	1730
Relinquished by: (Signature)	Received by: (Signature) Katie Deck ATL	02/20/13	1000
Relinquished by: (Signature)	Received by: (Signature)		

05/2008 Revision

eurofins | Air Toxics

3/14/2013
Ms. Elizabeth Kunkel
URS Corporation
1001 Highlands Plaza Dr. West
Suite 300
St. Louis MO 63110

Project Name: Roxana Soil Vapor
Project #: 21562850.04001
Workorder #: 1302356B

Dear Ms. Elizabeth Kunkel

The following report includes the data for the above referenced project for sample(s) received on 2/20/2013 at Air Toxics Ltd.

The data and associated QC analyzed by Modified ASTM D-1946 are compliant with the project requirements or laboratory criteria with the exception of the deviations noted in the attached case narrative.

Thank you for choosing Air Toxics Ltd. for your air analysis needs. Air Toxics Ltd. is committed to providing accurate data of the highest quality. Please feel free to contact the Project Manager: Kelly Buettner at 916-985-1000 if you have any questions regarding the data in this report.

Regards,

Kelly Buettner

Project Manager

REVIEWED
ON
3/25/13

eurofins | Air Toxics

WORK ORDER #: 1302356B

Work Order Summary

CLIENT:	Ms. Elizabeth Kunkel URS Corporation 1001 Highlands Plaza Dr. West Suite 300 St. Louis, MO 63110	**BILL TO:**	Accounts Payable Austin URS Corporation P.O. BOX 203970 Austin, TX 78720-1088
PHONE:	314-743-4179	**P.O. #**	21562735.00013
FAX:		**PROJECT #**	21562850.04001 Roxana Soil Vapor
DATE RECEIVED:	02/20/2013	**CONTACT:**	Kelly Buettner
DATE COMPLETED:	03/14/2013		

FRACTION #	NAME	TEST	RECEIPT VAC./PRES.	FINAL PRESSURE
01A	VMP-9-5-021513	Modified ASTM D-1946	8.0 "Hg	15 psi
02A	VMP-12-5-021813	Modified ASTM D-1946	7.5 "Hg	15 psi
03A	VMP-12-11.5-021813	Modified ASTM D-1946	9.0 "Hg	15 psi
04A	~~VMP-31-10-021313~~	Modified ASTM D-1946	8.5 "Hg	15 psi
05A	VMP-51-20-021513-R	Modified ASTM D-1946	7.0 "Hg	15 psi
06A	Lab Blank	Modified ASTM D-1946	NA	NA
06B	Lab Blank	Modified ASTM D-1946	NA	NA
07A	LCS	Modified ASTM D-1946	NA	NA
07AA	LCSD	Modified ASTM D-1946	NA	NA

VMP-31-10-021313 (AF)

CERTIFIED BY: Heidi Hayes DATE: 03/14/13

Technical Director

Certification numbers: AZ Licensure AZ0775, CA NELAP - 12282CA, NY NELAP - 11291,
TX NELAP - T104704434-12-4, UT NELAP CA009332012-3, WA NELAP - C935
Name of Accrediting Agency: NELAP/ORELAP (Oregon Environmental Laboratory Accreditation Program)
Accreditation number: CA300005, Effective date: 10/18/2012, Expiration date: 10/17/2013.
Eurofins Air Toxics Ltd. certifies that the test results contained in this report meet all requirements of the NELAC standards

This report shall not be reproduced, except in full, without the written approval of Eurofins Air Toxics, Inc.

180 BLUE RAVINE ROAD, SUITE B FOLSOM, CA - 9563
(916) 985-1000 . (800) 985-5955 . FAX (916) 985-1020

LABORATORY NARRATIVE
Modified ASTM D-1946
URS Corporation
Workorder# 1302356B

Five 1 Liter Summa Canister samples were received on February 20, 2013. The laboratory performed analysis via Modified ASTM Method D-1946 for Methane and fixed gases in air using GC/FID or GC/TCD. The method involves direct injection of 1.0 mL of sample.

On the analytical column employed for this analysis, Oxygen coelutes with Argon. The corresponding peak is quantitated as Oxygen.

Since Nitrogen is used to pressurize samples, the reported Nitrogen values are calculated by adding all the sample components and subtracting from 100%.

Method modifications taken to run these samples are summarized in the table below. Specific project requirements may over-ride the ATL modifications.

Requirement	*ASTM D-1946*	*ATL Modifications*
Calibration	A single point calibration is performed using a reference standard closely matching the composition of the unknown.	A 3-point calibration curve is performed. Quantitation is based on a daily calibration standard which may or may not resemble the composition of the associated samples.
Reference Standard	The composition of any reference standard must be known to within 0.01 mol % for any component.	The standards used by ATL are blended to a >/= 95% accuracy.
Sample Injection Volume	Components whose concentrations are in excess of 5 % should not be analyzed by using sample volumes greater than 0.5 mL.	The sample container is connected directly to a fixed volume sample loop of 1.0 mL on the GC. Linear range is defined by the calibration curve. Bags are loaded by vacuum.
Normalization	Normalize the mole percent values by multiplying each value by 100 and dividing by the sum of the original values. The sum of the original values should not differ from 100% by more than 1.0%.	Results are not normalized. The sum of the reported values can differ from 100% by as much as 15%, either due to analytical variability or an unusual sample matrix.
Precision	Precision requirements established at each concentration level.	Duplicates should agree within 25% RPD for detections > 5 X's the RL.

Receiving Notes

There were no receiving discrepancies.

Analytical Notes

As per project specific client request the laboratory has reported estimated values for target compound hits that are below the Reporting Limit but greater than the Method Detection Limit. Concentrations that are below the level at which the canister was certified may be false positives.

The reporting limit for Carbon Monoxide was raised from 0.010% to 0.050%.

Definition of Data Qualifying Flags

Seven qualifiers may have been used on the data analysis sheets and indicate as follows:
B - Compound present in laboratory blank greater than reporting limit.
J - Estimated value.
E - Exceeds instrument calibration range.
S - Saturated peak.
Q - Exceeds quality control limits.
U - Compound analyzed for but not detected above the detection limit.
M - Reported value may be biased due to apparent matrix interferences.
File extensions may have been used on the data analysis sheets and indicates as follows:
a-File was requantified
b-File was quantified by a second column and detector
r1-File was requantified for the purpose of reissue

eurofins | Air Toxics

Summary of Detected Compounds
NATURAL GAS ANALYSIS BY MODIFIED ASTM D-1946

Client Sample ID: VMP-9-5-021513

Lab ID#: 1302356B-01A

Compound	Rpt. Limit (%)	Amount (%)
Oxygen	0.28	21
Nitrogen	0.28	79
Methane	0.00028	0.00013 J
Carbon Dioxide	0.028	0.16

Client Sample ID: VMP-12-5-021813

Lab ID#: 1302356B-02A

Compound	Rpt. Limit (%)	Amount (%)
Oxygen	0.27	21
Nitrogen	0.27	78
Methane	0.00027	0.000044 J
Carbon Dioxide	0.027	0.089
Helium	0.13	0.34

Client Sample ID: VMP-12-11.5-021813

Lab ID#: 1302356B-03A

Compound	Rpt. Limit (%)	Amount (%)
Oxygen	0.29	20
Nitrogen	0.29	80
Methane	0.00029	0.000079 J
Carbon Dioxide	0.029	0.13
Helium	0.14	0.10 J

Client Sample ID: ~~VMP-31-10-021313~~ VMP-31-10-021313 (AF)

Lab ID#: 1302356B-04A

Compound	Rpt. Limit (%)	Amount (%)
Oxygen	0.28	21
Nitrogen	0.28	78
Methane	0.00028	0.00015 J

eurofins | Air Toxics

Summary of Detected Compounds
NATURAL GAS ANALYSIS BY MODIFIED ASTM D-1946

Client Sample ID: ~~VMP-31-10-021313~~ VMP-31-10-021313 (AF)

Lab ID#: 1302356B-04A

Carbon Dioxide	0.028	0.18
Helium	0.14	0.32

Client Sample ID: VMP-51-20-021513-R

Lab ID#: 1302356B-05A

Compound	Rpt. Limit (%)	Amount (%)
Oxygen	0.26	19
Nitrogen	0.26	78
Carbon Dioxide	0.026	2.9

eurofins | Air Toxics

Client Sample ID: VMP-9-5-021513

Lab ID#: 1302356B-01A

NATURAL GAS ANALYSIS BY MODIFIED ASTM D-1946

File Name:	**9022525**	**Date of Collection:**	**2/15/13 11:53:00 AM**
Dil. Factor:	**2.76**	**Date of Analysis:**	**2/26/13 08:26 AM**

Compound	Rpt. Limit (%)	Amount (%)
Oxygen	0.28	21
Nitrogen	0.28	79
Carbon Monoxide	0.14	Not Detected
Methane	0.00028	0.00013 J
Carbon Dioxide	0.028	0.16
Ethane	0.0028	Not Detected
Ethene	0.0028	Not Detected
Helium	0.14	Not Detected

J = Estimated value.

Container Type: 1 Liter Summa Canister

eurofins | Air Toxics

Client Sample ID: VMP-12-5-021813

Lab ID#: 1302356B-02A

NATURAL GAS ANALYSIS BY MODIFIED ASTM D-1946

File Name:	**9022526**	**Date of Collection:**	**2/18/13 10:25:00 AM**
Dil. Factor:	**2.69**	**Date of Analysis:**	**2/26/13 08:59 AM**

Compound	Rpt. Limit (%)	Amount (%)
Oxygen	0.27	21
Nitrogen	0.27	78
Carbon Monoxide	0.13	Not Detected
Methane	0.00027	0.000044 J
Carbon Dioxide	0.027	0.089
Ethane	0.0027	Not Detected
Ethene	0.0027	Not Detected
Helium	0.13	0.34

J = Estimated value.

Container Type: 1 Liter Summa Canister

eurofins | Air Toxics

Client Sample ID: VMP-12-11.5-021813

Lab ID#: 1302356B-03A

NATURAL GAS ANALYSIS BY MODIFIED ASTM D-1946

File Name:	**9022527**	**Date of Collection:**	**2/18/13 11:25:00 AM**
Dil. Factor:	**2.89**	**Date of Analysis:**	**2/26/13 09:24 AM**

Compound	Rpt. Limit (%)	Amount (%)
Oxygen	0.29	20
Nitrogen	0.29	80
Carbon Monoxide	0.14	Not Detected
Methane	0.00029	0.000079 J
Carbon Dioxide	0.029	0.13
Ethane	0.0029	Not Detected
Ethene	0.0029	Not Detected
Helium	0.14	0.10 J

J = Estimated value.

Container Type: 1 Liter Summa Canister

eurofins | Air Toxics

VMP-31-10-021313 (AF)

Client Sample ID: ~~VMP-31-10-021313~~

Lab ID#: 1302356B-04A

NATURAL GAS ANALYSIS BY MODIFIED ASTM D-1946

File Name:	**9022528**	**Date of Collection:**	**2/13/13 2:08:00 PM**
Dil. Factor:	**2.82**	**Date of Analysis:**	**2/26/13 09:49 AM**

Compound	Rpt. Limit (%)	Amount (%)
Oxygen	0.28	21
Nitrogen	0.28	78
Carbon Monoxide	0.14	Not Detected
Methane	0.00028	0.00015 J
Carbon Dioxide	0.028	0.18
Ethane	0.0028	Not Detected
Ethene	0.0028	Not Detected
Helium	0.14	0.32

J = Estimated value.

Container Type: 1 Liter Summa Canister

eurofins | Air Toxics

Client Sample ID: VMP-51-20-021513-R

Lab ID#: 1302356B-05A

NATURAL GAS ANALYSIS BY MODIFIED ASTM D-1946

File Name:	**9022529**	**Date of Collection:**	**2/15/13 3:29:00 PM**
Dil. Factor:	**2.64**	**Date of Analysis:**	**2/26/13 10:16 AM**

Compound	Rpt. Limit (%)	Amount (%)
Oxygen	0.26	19
Nitrogen	0.26	78
Carbon Monoxide	0.13	Not Detected
Methane	0.00026	Not Detected
Carbon Dioxide	0.026	2.9
Ethane	0.0026	Not Detected
Ethene	0.0026	Not Detected
Helium	0.13	Not Detected

Container Type: 1 Liter Summa Canister

eurofins | Air Toxics

Client Sample ID: Lab Blank

Lab ID#: 1302356B-06A

NATURAL GAS ANALYSIS BY MODIFIED ASTM D-1946

File Name:	**9022512a**	**Date of Collection: NA**	
Dil. Factor:	**1.00**	**Date of Analysis: 2/25/13 04:44 PM**	

Compound	Rpt. Limit (%)	Amount (%)
Oxygen	0.10	Not Detected
Nitrogen	0.10	0.045 J
Carbon Monoxide	0.050	Not Detected
Methane	0.00010	Not Detected
Carbon Dioxide	0.010	Not Detected
Ethane	0.0010	Not Detected
Ethene	0.0010	Not Detected

J = Estimated value.

Container Type: NA - Not Applicable

eurofins | Air Toxics

Client Sample ID: Lab Blank

Lab ID#: 1302356B-06B

NATURAL GAS ANALYSIS BY MODIFIED ASTM D-1946

File Name:	**9022511b**	**Date of Collection: NA**	
Dil. Factor:	**1.00**	**Date of Analysis: 2/25/13 04:07 PM**	

Compound	Rpt. Limit (%)	Amount (%)
Helium	0.050	Not Detected

Container Type: NA - Not Applicable

eurofins | Air Toxics

Client Sample ID: LCS

Lab ID#: 1302356B-07A

NATURAL GAS ANALYSIS BY MODIFIED ASTM D-1946

File Name:	**9022510**	**Date of Collection: NA**	
Dil. Factor:	**1.00**	**Date of Analysis: 2/25/13 03:33 PM**	

Compound	%Recovery
Oxygen	102
Nitrogen	101
Carbon Monoxide	109
Methane	99
Carbon Dioxide	100
Ethane	100
Ethene	97
Helium	100

Container Type: NA - Not Applicable

eurofins | Air Toxics

Client Sample ID: LCSD

Lab ID#: 1302356B-07AA

NATURAL GAS ANALYSIS BY MODIFIED ASTM D-1946

File Name:	**9022534**	**Date of Collection: NA**	
Dil. Factor:	**1.00**	**Date of Analysis: 2/26/13 12:35 PM**	

Compound	%Recovery
Oxygen	104
Nitrogen	102
Carbon Monoxide	119
Methane	98
Carbon Dioxide	99
Ethane	100
Ethene	97
Helium	102

Container Type: NA - Not Applicable

1302356

Shell Oil Products Chain Of Custody Record

URS

Air Toxics LTD.
Project Name: Roxana Soil Vapor
Project # 21562850.04001
Lab Vendor #

Please Check Appropriate Box: ☑ ENV. SERVICES ☐ MOTIVA RETAIL ☐ SHELL RETAIL ☐ MOTIVA SD&CM ☐ CONSULTANT ☐ LUBES ☐ SHELL PIPELINE ☐ OTHER

Print Bill To Contact Name: Robert Mooshegian
PO #:

INCIDENT # (ENV SERVICES): 9 7 2 1 6 8 4 0 ☐ CHECK IF NO INCIDENT # APPLIES
SAP #: 3 4 0 0 6 1
DATE: 02/19/13
PAGE: 1 of 1

SAMPLING COMPANY: URS CORPORATION
COC CREW:
ADDRESS: 1001 HIGHLANDS PLAZA DRIVE WEST - SUITE 300; ST. LOUIS, MO 63110
Laboratory Address: Air Toxics, LTD 180 Blue Ravine Road, Suite B, Folsom, CA 95630-4719
TELEPHONE: 314-429-0100
FAX: 314-429-0462
Bill To Contact E-MAIL: Robert.Mooshegian@urs.com

SITE ADDRESS: Street and City: 900 SOUTH CENTRAL AVE -- ROXANA
State: IL
GLOBAL ID NO:
PDF DELIVERABLE TO Name, Company, Office Location: Elizabeth Kunkel, URS, St. Louis
PHONE NO.: 314-743-4179
E-MAIL: Elizabeth_Kunkel@URSCorp.com
CONSULTANT PROJECT NUMBER: Roxana Soil Vapor
C. Kretzer, D. Mattingly, T. Carroll, C. Williams, M. Currier, B. Lehan, L. Rathnow

TURNAROUND TIME (CALENDAR DAYS): ☑ STANDARD (14 DAY) ☐ 5 DAYS ☐ 3 DAYS ☐ 2 DAYS ☐ 24 HOURS ☐ RESULTS NEEDED ON WEEKEND

☐ LA - RWQCB REPORT FORMAT ☑ UST AGENCY:

DELIVERABLES: ☐ LEVEL 1 ☐ LEVEL 2 ☐ LEVEL 3 ☑ LEVEL 4 ☐ OTHER (SPECIFY)

☑ SHELL CONTRACT RATE APPLIES
☐ STATE REIMBURSEMENT RATE APPLIES
☐ EDD NOT NEEDED
☑ RECEIPT VERIFICATION REQUESTED

REQUESTED ANALYSIS

Lab Use Only	Field Sample Identification	Sampling Date	Sampling Time	Canister Number	Canister Pressure/Vacuum Initial	Canister Pressure/Vacuum Final	Canister Pressure/Vacuum Receipt	Canister Pressure/Vacuum Final (psi)	Modified TO-15 + Butane & Isopentane	ASTM D-1946 + Helium	ASTM D-1946
01A	VMP-9-5-021513	02/15/13	1120-1153	36511	-30	-10			X	X	
02A	VMP-12-5-021813	02/18/13	0955-1025	33400	-29	-7.5			X	X	
03A	VMP-12-11.5-021813	02/18/13	1055-1125	34664	-29	-9.5			X	X	
04A	VMP-31-10-021313	02/13/13	1338-1408	35814	-30	-9			X	X	
05A	VMP-51-20-021513-R	02/15/13	1459-1529	35813	-30	-9			X	X	

Turn Around Time: ☑ Normal ☐ Rush
Specify

Lab Use Only
Pressurized by:
Date:
Pressurization Gas: N_2 He

ADDITIONAL NOTES:
- 14 day hold time
- Report results between MDL and RL
- Level IV ECVP

FedEx
Custody Seal Intact?
Y N None Temp NA

Relinquished by: (Signature)	Received by: (Signature)	Date	Time
	FEDEX	2/19/13	1730
Relinquished by: (Signature)	Received by: (Signature) Katie Deck ATL	02/20/13	1000
Relinquished by: (Signature)	Received by: (Signature)	Date:	Time:

05/2008 Revision

SVE System O&M 2013 Data Review

Laboratory SDG: 1302458A,B,C

Data Reviewer: Elizabeth Kunkel

Peer Reviewer: Steve Gragert

Date Reviewed: 3/18/2013

Guidance: USEPA National Functional Guidelines for Superfund Organic Methods Data Review 2008

Sample Identification	Sample Identification
EXH-SVE-02202013	MainHeader-SVE-02202013
PWHeader-SVE-02202013	

1.0 Data Package Completeness

Were all items delivered as specified in the QAPP and COC as appropriate?

Yes

2.0 Laboratory Case Narrative \ Cooler Receipt Form

Were problems noted in the laboratory case narrative or cooler receipt form?

Yes, the laboratory case narrative indicated samples EXH-SVE-02202013, MainHeadrer-SVE-02202013, and PWHeader-SVE-02202013 were diluted due to high levels of target analytes. Recovery of the surrogate fluorobenzene was outside evaluation criteria for TPH sample MainHeader-SVE-02202013 due to high levels of hydrocarbon matrix interference. Although not indicated in the laboratory case narrative, analytes were detected in the method blank. The CCV recovery for bromomethane was outside evaluation criteria. These issues are addressed further in the appropriate sections below. The reporting limit for 4-methyl-2-pentanone was raised from 5.0 ppbv to 20 ppbv; 4-methyl-2-pentanone was not detected in samples for this SDG. For purposes of compliance monitoring, concentrations of non-detects are calculated as being equal to half of the reporting limit.

The cooler receipt form did not indicate any problems.

3.0 Holding Times

Were samples extracted/analyzed within applicable limits?

Yes

4.0 Blank Contamination

Were any analytes detected in the Blanks?

Yes

Blank ID	Parameter	Analyte	Concentration/Amount
1302458A-04A	TO-15	Ethanol	12 ppbv / 23 µg/m^3
1302458A-04A	TO-15	Methylene chloride	1.7 ppbv / 5.9 µg/m^3
1302458A-04A	TO-15	alpha-Chlorotoluene	1.0 ppbv / 5.5 µg/m^3

Blank ID	Parameter	Analyte	Concentration/Amount
1302458A-04A	TO-15	Isopentane	3.9 ppbv / 11 µg/m^3
1302458B-04A	TO-3	TPH (C2-C10)	0.012 ppmv/ 0.049 µg/L
1302458C-04A	ASTM D-1945	Nitrogen	0.076%

Analytical data that were reported non-detect or at concentrations greater than five times (5X) the associated blank concentration did not require qualification. No qualification of data was required.

5.0 Laboratory Control Sample

Were LCS recoveries within evaluation criteria?

No

LCS/ LCSD ID	Parameter	Analyte	LCS/LCSD Recovery	RPD	LCS/LCSD /RPD Criteria
1302458A-06A/AA	TO-15	trans-1,2-Dichloroethene	127**/133**	5	70-130/25

Analytical data reported as non-detect and associated with LCS recoveries above evaluation criteria, indicating a possible high bias, did not require qualification. No qualification of data was required.

6.0 Surrogate Recoveries

Were surrogate recoveries within evaluation criteria?

No

Sample ID	Parameter	Surrogate	Recovery (%)	Criteria (%)
MainHeader-SVE-02202013	TO-3	Fluorobenzene	**214**	75-150

Analytical data that required qualification based on surrogate data are included in the table below.

Sample ID	Parameter	Analyte	Qualification
MainHeader-SVE-02202013	TO-3	TPH (C2-C10) ref. to gasoline	**J**

7.0 Matrix Spike and Matrix Spike Duplicate Recoveries

Were MS/MSD samples analyzed as part of this SDG?

MS/MSD samples are not applicable for vapor samples due to the inability to spike the samples in summa canisters.

8.0 Laboratory Duplicate Results

Were laboratory duplicate samples collected as part of this SDG?

No

9.0 Field Duplicate Results

Were field duplicate samples collected as part of this SDG?

No

10.0 Sample Dilutions

For samples that were diluted and nondetect, were undiluted results also reported?

Not applicable; analytes were detected in samples that were diluted.

11.0 Additional Qualifications

Were additional qualifications applied?

Yes, continuing calibration verification (CCV) recoveries listed in the table below were below evaluation criteria.

CCV ID	Parameter	Analyte	CCV Recovery	CCV Criteria
1302458A-05A	TO-15	Bromomethane	**69**	70-130

Analytical data that required qualification based on CCV data are included in the table below.

Field ID	Parameter	Analyte	Qualification
EXH-SVE-02202013	TO-15	Bromomethane	**UJ**
MainHeader-SVE-02202013	TO-15	Bromomethane	**UJ**
PWHeader-SVE-02202013	TO-15	Bromomethane	**UJ**

eurofins | Air Toxics

3/11/2013
Ms. Elizabeth Kunkel
URS Corporation
1001 Highlands Plaza Dr. West
Suite 300
St. Louis MO 63110

Project Name: Roxana SVE O&M
Project #: 21562850.05000
Workorder #: 1302458A

Dear Ms. Elizabeth Kunkel

The following report includes the data for the above referenced project for sample(s) received on 2/25/2013 at Air Toxics Ltd.

The data and associated QC analyzed by Modified TO-15 are compliant with the project requirements or laboratory criteria with the exception of the deviations noted in the attached case narrative.

Thank you for choosing Air Toxics Ltd. for your air analysis needs. Air Toxics Ltd. is committed to providing accurate data of the highest quality. Please feel free to contact the Project Manager: Kelly Buettner at 916-985-1000 if you have any questions regarding the data in this report.

Regards,

Kelly Buettner

Project Manager

Reviewed
on
3/18/2013

eurofins | Air Toxics

WORK ORDER #: 1302458A

Work Order Summary

CLIENT:	Ms. Elizabeth Kunkel URS Corporation 1001 Highlands Plaza Dr. West Suite 300 St. Louis, MO 63110	**BILL TO:**	Accounts Payable Austin URS Corporation P.O. BOX 203970 Austin, TX 78720-1088
PHONE:	314-743-4179	**P.O. #**	
FAX:		**PROJECT #**	21562850.05000 Roxana SVE O&M
DATE RECEIVED:	02/25/2013	**CONTACT:**	Kelly Buettner
DATE COMPLETED:	03/11/2013		

FRACTION #	NAME	TEST	RECEIPT VAC./PRES.	FINAL PRESSURE
01A	EXH-SVE-02202013	Modified TO-15	9.0 "Hg	15 psi
02A	MainHeader-SVE-02202013	Modified TO-15	9.0 "Hg	15 psi
03A	PWHeader-SVE-02202013	Modified TO-15	8.5 "Hg	15 psi
04A	Lab Blank	Modified TO-15	NA	NA
05A	CCV	Modified TO-15	NA	NA
06A	LCS	Modified TO-15	NA	NA
06AA	LCSD	Modified TO-15	NA	NA

CERTIFIED BY: Heidi Hayes DATE: 03/11/13

Technical Director

Certfication numbers: AZ Licensure AZ0775, CA NELAP - 12282CA, NY NELAP - 11291,
TX NELAP - T104704434-12-5, UT NELAP CA009332012-3, WA NELAP - C935
Name of Accrediting Agency: NELAP/ORELAP (Oregon Environmental Laboratory Accreditation Program)
Accreditation number: CA300005, Effective date: 10/18/2011, Expiration date: 10/17/2012.
Eurofins Air Toxics Ltd. certifies that the test results contained in this report meet all requirements of the NELAC standards

This report shall not be reproduced, except in full, without the written approval of Eurofins Air Toxics, Inc.

180 BLUE RAVINE ROAD, SUITE B FOLSOM, CA - 9563
(916) 985-1000 . (800) 985-5955 . FAX (916) 985-1020

LABORATORY NARRATIVE
EPA Method TO-15
URS Corporation
Workorder# 1302458A

Three 1 Liter Summa Canister samples were received on February 25, 2013. The laboratory performed analysis via EPA Method TO-15 using GC/MS in the full scan mode.

This workorder was independently validated prior to submittal using 'USEPA National Functional Guidelines' as generally applied to the analysis of volatile organic compounds in air. A rules-based, logic driven, independent validation engine was employed to assess completeness, evaluate pass/fail of relevant project quality control requirements and verification of all quantified amounts.

Receiving Notes

There were no receiving discrepancies.

Analytical Notes

As per client project requirements, the laboratory has reported estimated values for target compound hits that are below the Reporting Limit but greater than the Method Detection Limit. Concentrations that are below the level at which the canister was certified may be false positives.

Dilution was performed on all of the samples due to the presence of high level target species.

All Quality Control Limit exceedances and affected sample results are noted by flags. Each flag is defined at the bottom of this Case Narrative and on each Sample Result Summary page.

Due to the linear calibration range of the instrument, the reporting limit for 4-Methyl-2-pentanone was raised from 5.0 ppbv to 20 ppbv.

Definition of Data Qualifying Flags

Eight qualifiers may have been used on the data analysis sheets and indicates as follows:

B - Compound present in laboratory blank greater than reporting limit (background subtraction not performed).
J - Estimated value.
E - Exceeds instrument calibration range.
S - Saturated peak.
Q - Exceeds quality control limits.
U - Compound analyzed for but not detected above the reporting limit.
UJ- Non-detected compound associated with low bias in the CCV and/or LCS.
N - The identification is based on presumptive evidence.

File extensions may have been used on the data analysis sheets and indicates as follows:
a-File was requantified
b-File was quantified by a second column and detector
r1-File was requantified for the purpose of reissue

eurofins | Air Toxics

Summary of Detected Compounds
EPA METHOD TO-15 GC/MS

Client Sample ID: EXH-SVE-02202013

Lab ID#: 1302458A-01A

Compound	Rpt. Limit (ppbv)	Amount (ppbv)	Rpt. Limit (ug/m3)	Amount (ug/m3)
Acetone	72	17 J	170	41 J
Methylene Chloride	18	8.7 J	63	30 J
Hexane	18	3100	64	11000
Cyclohexane	18	640	62	2200
2,2,4-Trimethylpentane	18	2300	84	11000
Benzene	18	1700	58	5400
Heptane	18	670	74	2800
Toluene	18	150	68	580
Ethyl Benzene	18	24	78	100
m,p-Xylene	18	33	78	140
o-Xylene	18	3.1 J	78	13 J
Butane	72	8000	170	19000
Isopentane	72	10000	210	31000

Client Sample ID: MainHeader-SVE-02202013

Lab ID#: 1302458A-02A

Compound	Rpt. Limit (ppbv)	Amount (ppbv)	Rpt. Limit (ug/m3)	Amount (ug/m3)
2-Propanol	18000	1500 J	44000	3800 J
Methylene Chloride	4500	2600 J	16000	8900 J
Hexane	4500	550000	16000	2000000
Cyclohexane	4500	110000	16000	380000
2,2,4-Trimethylpentane	4500	420000	21000	2000000
Benzene	4500	29000	14000	94000
Heptane	4500	120000	18000	490000
Toluene	4500	31000	17000	120000
Ethyl Benzene	4500	5100	20000	22000
m,p-Xylene	4500	11000	20000	48000
o-Xylene	4500	2700 J	20000	12000 J
4-Ethyltoluene	4500	1900 J	22000	9300 J
1,2,4-Trimethylbenzene	4500	1300 J	22000	6500 J
Butane	18000	1500000	43000	3500000
Isopentane	18000	1800000	53000	5200000

eurofins | Air Toxics

Summary of Detected Compounds
EPA METHOD TO-15 GC/MS

Client Sample ID: PWHeader-SVE-02202013

Lab ID#: 1302458A-03A

Compound	Rpt. Limit (ppbv)	Amount (ppbv)	Rpt. Limit (ug/m3)	Amount (ug/m3)
Methylene Chloride	1400	620 J	4900	2200 J
Hexane	1400	75000	5000	260000
Cyclohexane	1400	18000	4800	64000
2,2,4-Trimethylpentane	1400	52000	6600	240000
Benzene	1400	420000	4500	1300000
Heptane	1400	9800	5800	40000
Toluene	1400	2000	5300	7400
Ethyl Benzene	1400	490 J	6100	2100 J
m,p-Xylene	1400	710 J	6100	3100 J
o-Xylene	1400	230 J	6100	990 J
1,2,4-Trimethylbenzene	1400	330 J	6900	1600 J
Butane	5600	370000	13000	880000
Isopentane	5600	730000	17000	2200000

eurofins | Air Toxics

Client Sample ID: EXH-SVE-02202013

Lab ID#: 1302458A-01A

EPA METHOD TO-15 GC/MS

File Name:	**14030123**	**Date of Collection: 2/20/13 12:30:00 PM**	
Dil. Factor:	**3.61**	**Date of Analysis: 3/1/13 05:31 PM**	

Compound	Rpt. Limit (ppbv)	Amount (ppbv)	Rpt. Limit (ug/m3)	Amount (ug/m3)
Freon 12	18	Not Detected	89	Not Detected
Freon 114	18	Not Detected	130	Not Detected
Chloromethane	72	Not Detected	150	Not Detected
Vinyl Chloride	18	Not Detected	46	Not Detected
1,3-Butadiene	18	Not Detected	40	Not Detected
Bromomethane	18	Not Detected UJ UJ	70	Not Detected UJ UJ
Chloroethane	72	Not Detected	190	Not Detected
Freon 11	18	Not Detected	100	Not Detected
Ethanol	72	Not Detected	140	Not Detected
Freon 113	18	Not Detected	140	Not Detected
1,1-Dichloroethene	18	Not Detected	72	Not Detected
Acetone	72	17 J	170	41 J
2-Propanol	72	Not Detected	180	Not Detected
Carbon Disulfide	18	Not Detected	56	Not Detected
3-Chloropropene	72	Not Detected	220	Not Detected
Methylene Chloride	18	8.7 J	63	30 J
Methyl tert-butyl ether	18	Not Detected	65	Not Detected
trans-1,2-Dichloroethene	18	Not Detected	72	Not Detected
Hexane	18	3100	64	11000
1,1-Dichloroethane	18	Not Detected	73	Not Detected
2-Butanone (Methyl Ethyl Ketone)	72	Not Detected	210	Not Detected
cis-1,2-Dichloroethene	18	Not Detected	72	Not Detected
Tetrahydrofuran	18	Not Detected	53	Not Detected
Chloroform	18	Not Detected	88	Not Detected
1,1,1-Trichloroethane	18	Not Detected	98	Not Detected
Cyclohexane	18	640	62	2200
Carbon Tetrachloride	18	Not Detected	110	Not Detected
2,2,4-Trimethylpentane	18	2300	84	11000
Benzene	18	1700	58	5400
1,2-Dichloroethane	18	Not Detected	73	Not Detected
Heptane	18	670	74	2800
Trichloroethene	18	Not Detected	97	Not Detected
1,2-Dichloropropane	18	Not Detected	83	Not Detected
1,4-Dioxane	72	Not Detected	260	Not Detected
Bromodichloromethane	18	Not Detected	120	Not Detected
cis-1,3-Dichloropropene	18	Not Detected	82	Not Detected
4-Methyl-2-pentanone	72	Not Detected	300	Not Detected
Toluene	18	150	68	580
trans-1,3-Dichloropropene	18	Not Detected	82	Not Detected
1,1,2-Trichloroethane	18	Not Detected	98	Not Detected
Tetrachloroethene	18	Not Detected	120	Not Detected
2-Hexanone	72	Not Detected	300	Not Detected

eurofins | Air Toxics

Client Sample ID: EXH-SVE-02202013

Lab ID#: 1302458A-01A

EPA METHOD TO-15 GC/MS

File Name:	**14030123**	**Date of Collection: 2/20/13 12:30:00 PM**	
Dil. Factor:	**3.61**	**Date of Analysis: 3/1/13 05:31 PM**	

Compound	Rpt. Limit (ppbv)	Amount (ppbv)	Rpt. Limit (ug/m3)	Amount (ug/m3)
Dibromochloromethane	18	Not Detected	150	Not Detected
1,2-Dibromoethane (EDB)	18	Not Detected	140	Not Detected
Chlorobenzene	18	Not Detected	83	Not Detected
Ethyl Benzene	18	24	78	100
m,p-Xylene	18	33	78	140
o-Xylene	18	3.1 J	78	13 J
Styrene	18	Not Detected	77	Not Detected
Bromoform	18	Not Detected	190	Not Detected
Cumene	18	Not Detected	89	Not Detected
1,1,2,2-Tetrachloroethane	18	Not Detected	120	Not Detected
Propylbenzene	18	Not Detected	89	Not Detected
4-Ethyltoluene	18	Not Detected	89	Not Detected
1,3,5-Trimethylbenzene	18	Not Detected	89	Not Detected
1,2,4-Trimethylbenzene	18	Not Detected	89	Not Detected
1,3-Dichlorobenzene	18	Not Detected	110	Not Detected
1,4-Dichlorobenzene	18	Not Detected	110	Not Detected
alpha-Chlorotoluene	18	Not Detected	93	Not Detected
1,2-Dichlorobenzene	18	Not Detected	110	Not Detected
1,2,4-Trichlorobenzene	72	Not Detected	540	Not Detected
Hexachlorobutadiene	72	Not Detected	770	Not Detected
Butane	72	8000	170	19000
Isopentane	72	10000	210	31000

UJ = Non-detected compound associated with low bias in the CCV and/or LCS.
J = Estimated value.
Container Type: 1 Liter Summa Canister

Surrogates	%Recovery	Method Limits
1,2-Dichloroethane-d4	116	70-130
Toluene-d8	100	70-130
4-Bromofluorobenzene	99	70-130

eurofins | Air Toxics

Client Sample ID: MainHeader-SVE-02202013

Lab ID#: 1302458A-02A

EPA METHOD TO-15 GC/MS

File Name:	14030124	**Date of Collection:**	2/20/13 12:50:00 PM
Dil. Factor:	903	**Date of Analysis:**	3/1/13 05:57 PM

Compound	Rpt. Limit (ppbv)	Amount (ppbv)	Rpt. Limit (ug/m3)	Amount (ug/m3)
Freon 12	4500	Not Detected	22000	Not Detected
Freon 114	4500	Not Detected	32000	Not Detected
Chloromethane	18000	Not Detected	37000	Not Detected
Vinyl Chloride	4500	Not Detected	12000	Not Detected
1,3-Butadiene	4500	Not Detected	10000	Not Detected
Bromomethane	4500	Not Detected UJ	18000	Not Detected UJ
Chloroethane	18000	Not Detected	48000	Not Detected
Freon 11	4500	Not Detected	25000	Not Detected
Ethanol	18000	Not Detected	34000	Not Detected
Freon 113	4500	Not Detected	35000	Not Detected
1,1-Dichloroethene	4500	Not Detected	18000	Not Detected
Acetone	18000	Not Detected	43000	Not Detected
2-Propanol	18000	1500 J	44000	3800 J
Carbon Disulfide	4500	Not Detected	14000	Not Detected
3-Chloropropene	18000	Not Detected	56000	Not Detected
Methylene Chloride	4500	2600 J	16000	8900 J
Methyl tert-butyl ether	4500	Not Detected	16000	Not Detected
trans-1,2-Dichloroethene	4500	Not Detected	18000	Not Detected
Hexane	4500	550000	16000	2000000
1,1-Dichloroethane	4500	Not Detected	18000	Not Detected
2-Butanone (Methyl Ethyl Ketone)	18000	Not Detected	53000	Not Detected
cis-1,2-Dichloroethene	4500	Not Detected	18000	Not Detected
Tetrahydrofuran	4500	Not Detected	13000	Not Detected
Chloroform	4500	Not Detected	22000	Not Detected
1,1,1-Trichloroethane	4500	Not Detected	25000	Not Detected
Cyclohexane	4500	110000	16000	380000
Carbon Tetrachloride	4500	Not Detected	28000	Not Detected
2,2,4-Trimethylpentane	4500	420000	21000	2000000
Benzene	4500	29000	14000	94000
1,2-Dichloroethane	4500	Not Detected	18000	Not Detected
Heptane	4500	120000	18000	490000
Trichloroethene	4500	Not Detected	24000	Not Detected
1,2-Dichloropropane	4500	Not Detected	21000	Not Detected
1,4-Dioxane	18000	Not Detected	65000	Not Detected
Bromodichloromethane	4500	Not Detected	30000	Not Detected
cis-1,3-Dichloropropene	4500	Not Detected	20000	Not Detected
4-Methyl-2-pentanone	18000	Not Detected	74000	Not Detected
Toluene	4500	31000	17000	120000
trans-1,3-Dichloropropene	4500	Not Detected	20000	Not Detected
1,1,2-Trichloroethane	4500	Not Detected	25000	Not Detected
Tetrachloroethene	4500	Not Detected	31000	Not Detected
2-Hexanone	18000	Not Detected	74000	Not Detected

eurofins | Air Toxics

Client Sample ID: MainHeader-SVE-02202013

Lab ID#: 1302458A-02A

EPA METHOD TO-15 GC/MS

File Name:	**14030124**	**Date of Collection: 2/20/13 12:50:00 PM**	
Dil. Factor:	**903**	**Date of Analysis: 3/1/13 05:57 PM**	

Compound	Rpt. Limit (ppbv)	Amount (ppbv)	Rpt. Limit (ug/m3)	Amount (ug/m3)
Dibromochloromethane	4500	Not Detected	38000	Not Detected
1,2-Dibromoethane (EDB)	4500	Not Detected	35000	Not Detected
Chlorobenzene	4500	Not Detected	21000	Not Detected
Ethyl Benzene	4500	5100	20000	22000
m,p-Xylene	4500	11000	20000	48000
o-Xylene	4500	2700 J	20000	12000 J
Styrene	4500	Not Detected	19000	Not Detected
Bromoform	4500	Not Detected	47000	Not Detected
Cumene	4500	Not Detected	22000	Not Detected
1,1,2,2-Tetrachloroethane	4500	Not Detected	31000	Not Detected
Propylbenzene	4500	Not Detected	22000	Not Detected
4-Ethyltoluene	4500	1900 J	22000	9300 J
1,3,5-Trimethylbenzene	4500	Not Detected	22000	Not Detected
1,2,4-Trimethylbenzene	4500	1300 J	22000	6500 J
1,3-Dichlorobenzene	4500	Not Detected	27000	Not Detected
1,4-Dichlorobenzene	4500	Not Detected	27000	Not Detected
alpha-Chlorotoluene	4500	Not Detected	23000	Not Detected
1,2-Dichlorobenzene	4500	Not Detected	27000	Not Detected
1,2,4-Trichlorobenzene	18000	Not Detected	130000	Not Detected
Hexachlorobutadiene	18000	Not Detected	190000	Not Detected
Butane	18000	1500000	43000	3500000
Isopentane	18000	1800000	53000	5200000

UJ = Non-detected compound associated with low bias in the CCV and/or LCS.
J = Estimated value.

Container Type: 1 Liter Summa Canister

Surrogates	%Recovery	Method Limits
1,2-Dichloroethane-d4	115	70-130
Toluene-d8	98	70-130
4-Bromofluorobenzene	97	70-130

eurofins | Air Toxics

Client Sample ID: PWHeader-SVE-02202013

Lab ID#: 1302458A-03A

EPA METHOD TO-15 GC/MS

File Name:	**14030125**	**Date of Collection:**	**2/20/13 1:05:00 PM**
Dil. Factor:	**282**	**Date of Analysis:**	**3/1/13 06:30 PM**

Compound	Rpt. Limit (ppbv)	Amount (ppbv)	Rpt. Limit (ug/m3)	Amount (ug/m3)
Freon 12	1400	Not Detected	7000	Not Detected
Freon 114	1400	Not Detected	9800	Not Detected
Chloromethane	5600	Not Detected	12000	Not Detected
Vinyl Chloride	1400	Not Detected	3600	Not Detected
1,3-Butadiene	1400	Not Detected	3100	Not Detected
Bromomethane	1400	Not Detected UJ UJ	5500	Not Detected UJ UJ
Chloroethane	5600	Not Detected	15000	Not Detected
Freon 11	1400	Not Detected	7900	Not Detected
Ethanol	5600	Not Detected	11000	Not Detected
Freon 113	1400	Not Detected	11000	Not Detected
1,1-Dichloroethene	1400	Not Detected	5600	Not Detected
Acetone	5600	Not Detected	13000	Not Detected
2-Propanol	5600	Not Detected	14000	Not Detected
Carbon Disulfide	1400	Not Detected	4400	Not Detected
3-Chloropropene	5600	Not Detected	18000	Not Detected
Methylene Chloride	1400	620 J	4900	2200 J
Methyl tert-butyl ether	1400	Not Detected	5100	Not Detected
trans-1,2-Dichloroethene	1400	Not Detected	5600	Not Detected
Hexane	1400	75000	5000	260000
1,1-Dichloroethane	1400	Not Detected	5700	Not Detected
2-Butanone (Methyl Ethyl Ketone)	5600	Not Detected	17000	Not Detected
cis-1,2-Dichloroethene	1400	Not Detected	5600	Not Detected
Tetrahydrofuran	1400	Not Detected	4200	Not Detected
Chloroform	1400	Not Detected	6900	Not Detected
1,1,1-Trichloroethane	1400	Not Detected	7700	Not Detected
Cyclohexane	1400	18000	4800	64000
Carbon Tetrachloride	1400	Not Detected	8900	Not Detected
2,2,4-Trimethylpentane	1400	52000	6600	240000
Benzene	1400	420000	4500	1300000
1,2-Dichloroethane	1400	Not Detected	5700	Not Detected
Heptane	1400	9800	5800	40000
Trichloroethene	1400	Not Detected	7600	Not Detected
1,2-Dichloropropane	1400	Not Detected	6500	Not Detected
1,4-Dioxane	5600	Not Detected	20000	Not Detected
Bromodichloromethane	1400	Not Detected	9400	Not Detected
cis-1,3-Dichloropropene	1400	Not Detected	6400	Not Detected
4-Methyl-2-pentanone	5600	Not Detected	23000	Not Detected
Toluene	1400	2000	5300	7400
trans-1,3-Dichloropropene	1400	Not Detected	6400	Not Detected
1,1,2-Trichloroethane	1400	Not Detected	7700	Not Detected
Tetrachloroethene	1400	Not Detected	9600	Not Detected
2-Hexanone	5600	Not Detected	23000	Not Detected

eurofins | Air Toxics

Client Sample ID: PWHeader-SVE-02202013

Lab ID#: 1302458A-03A

EPA METHOD TO-15 GC/MS

File Name:	**14030125**	**Date of Collection: 2/20/13 1:05:00 PM**	
Dil. Factor:	**282**	**Date of Analysis: 3/1/13 06:30 PM**	

Compound	Rpt. Limit (ppbv)	Amount (ppbv)	Rpt. Limit (ug/m3)	Amount (ug/m3)
Dibromochloromethane	1400	Not Detected	12000	Not Detected
1,2-Dibromoethane (EDB)	1400	Not Detected	11000	Not Detected
Chlorobenzene	1400	Not Detected	6500	Not Detected
Ethyl Benzene	1400	490 J	6100	2100 J
m,p-Xylene	1400	710 J	6100	3100 J
o-Xylene	1400	230 J	6100	990 J
Styrene	1400	Not Detected	6000	Not Detected
Bromoform	1400	Not Detected	14000	Not Detected
Cumene	1400	Not Detected	6900	Not Detected
1,1,2,2-Tetrachloroethane	1400	Not Detected	9700	Not Detected
Propylbenzene	1400	Not Detected	6900	Not Detected
4-Ethyltoluene	1400	Not Detected	6900	Not Detected
1,3,5-Trimethylbenzene	1400	Not Detected	6900	Not Detected
1,2,4-Trimethylbenzene	1400	330 J	6900	1600 J
1,3-Dichlorobenzene	1400	Not Detected	8500	Not Detected
1,4-Dichlorobenzene	1400	Not Detected	8500	Not Detected
alpha-Chlorotoluene	1400	Not Detected	7300	Not Detected
1,2-Dichlorobenzene	1400	Not Detected	8500	Not Detected
1,2,4-Trichlorobenzene	5600	Not Detected	42000	Not Detected
Hexachlorobutadiene	5600	Not Detected	60000	Not Detected
Butane	5600	370000	13000	880000
Isopentane	5600	730000	17000	2200000

UJ = Non-detected compound associated with low bias in the CCV and/or LCS.
J = Estimated value.
Container Type: 1 Liter Summa Canister

Surrogates	%Recovery	Method Limits
1,2-Dichloroethane-d4	114	70-130
Toluene-d8	97	70-130
4-Bromofluorobenzene	100	70-130

eurofins | Air Toxics

Client Sample ID: Lab Blank

Lab ID#: 1302458A-04A

EPA METHOD TO-15 GC/MS

File Name:	**14030106a**	**Date of Collection: NA**	
Dil. Factor:	**1.00**	**Date of Analysis: 3/1/13 09:21 AM**	

Compound	Rpt. Limit (ppbv)	Amount (ppbv)	Rpt. Limit (ug/m3)	Amount (ug/m3)
Freon 12	5.0	Not Detected	25	Not Detected
Freon 114	5.0	Not Detected	35	Not Detected
Chloromethane	20	Not Detected	41	Not Detected
Vinyl Chloride	5.0	Not Detected	13	Not Detected
1,3-Butadiene	5.0	Not Detected	11	Not Detected
Bromomethane	5.0	Not Detected UJ	19	Not Detected UJ
Chloroethane	20	Not Detected	53	Not Detected
Freon 11	5.0	Not Detected	28	Not Detected
Ethanol	20	12 J	38	23 J
Freon 113	5.0	Not Detected	38	Not Detected
1,1-Dichloroethene	5.0	Not Detected	20	Not Detected
Acetone	20	Not Detected	48	Not Detected
2-Propanol	20	Not Detected	49	Not Detected
Carbon Disulfide	5.0	Not Detected	16	Not Detected
3-Chloropropene	20	Not Detected	63	Not Detected
Methylene Chloride	5.0	1.7 J	17	5.9 J
Methyl tert-butyl ether	5.0	Not Detected	18	Not Detected
trans-1,2-Dichloroethene	5.0	Not Detected	20	Not Detected
Hexane	5.0	Not Detected	18	Not Detected
1,1-Dichloroethane	5.0	Not Detected	20	Not Detected
2-Butanone (Methyl Ethyl Ketone)	20	Not Detected	59	Not Detected
cis-1,2-Dichloroethene	5.0	Not Detected	20	Not Detected
Tetrahydrofuran	5.0	Not Detected	15	Not Detected
Chloroform	5.0	Not Detected	24	Not Detected
1,1,1-Trichloroethane	5.0	Not Detected	27	Not Detected
Cyclohexane	5.0	Not Detected	17	Not Detected
Carbon Tetrachloride	5.0	Not Detected	31	Not Detected
2,2,4-Trimethylpentane	5.0	Not Detected	23	Not Detected
Benzene	5.0	Not Detected	16	Not Detected
1,2-Dichloroethane	5.0	Not Detected	20	Not Detected
Heptane	5.0	Not Detected	20	Not Detected
Trichloroethene	5.0	Not Detected	27	Not Detected
1,2-Dichloropropane	5.0	Not Detected	23	Not Detected
1,4-Dioxane	20	Not Detected	72	Not Detected
Bromodichloromethane	5.0	Not Detected	34	Not Detected
cis-1,3-Dichloropropene	5.0	Not Detected	23	Not Detected
4-Methyl-2-pentanone	20	Not Detected	82	Not Detected
Toluene	5.0	Not Detected	19	Not Detected
trans-1,3-Dichloropropene	5.0	Not Detected	23	Not Detected
1,1,2-Trichloroethane	5.0	Not Detected	27	Not Detected
Tetrachloroethene	5.0	Not Detected	34	Not Detected
2-Hexanone	20	Not Detected	82	Not Detected

eurofins | Air Toxics

Client Sample ID: Lab Blank

Lab ID#: 1302458A-04A

EPA METHOD TO-15 GC/MS

File Name:	**14030106a**	**Date of Collection: NA**	
Dil. Factor:	**1.00**	**Date of Analysis: 3/1/13 09:21 AM**	

Compound	Rpt. Limit (ppbv)	Amount (ppbv)	Rpt. Limit (ug/m3)	Amount (ug/m3)
Dibromochloromethane	5.0	Not Detected	42	Not Detected
1,2-Dibromoethane (EDB)	5.0	Not Detected	38	Not Detected
Chlorobenzene	5.0	Not Detected	23	Not Detected
Ethyl Benzene	5.0	Not Detected	22	Not Detected
m,p-Xylene	5.0	Not Detected	22	Not Detected
o-Xylene	5.0	Not Detected	22	Not Detected
Styrene	5.0	Not Detected	21	Not Detected
Bromoform	5.0	Not Detected	52	Not Detected
Cumene	5.0	Not Detected	24	Not Detected
1,1,2,2-Tetrachloroethane	5.0	Not Detected	34	Not Detected
Propylbenzene	5.0	Not Detected	24	Not Detected
4-Ethyltoluene	5.0	Not Detected	24	Not Detected
1,3,5-Trimethylbenzene	5.0	Not Detected	24	Not Detected
1,2,4-Trimethylbenzene	5.0	Not Detected	24	Not Detected
1,3-Dichlorobenzene	5.0	Not Detected	30	Not Detected
1,4-Dichlorobenzene	5.0	Not Detected	30	Not Detected
alpha-Chlorotoluene	5.0	1.0 J	26	5.5 J
1,2-Dichlorobenzene	5.0	Not Detected	30	Not Detected
1,2,4-Trichlorobenzene	20	Not Detected	150	Not Detected
Hexachlorobutadiene	20	Not Detected	210	Not Detected
Butane	20	Not Detected	48	Not Detected
Isopentane	20	3.9 J	59	11 J

UJ = Non-detected compound associated with low bias in the CCV and/or LCS.
J = Estimated value.
Container Type: NA - Not Applicable

Surrogates	%Recovery	Method Limits
1,2-Dichloroethane-d4	107	70-130
Toluene-d8	100	70-130
4-Bromofluorobenzene	101	70-130

Client Sample ID: CCV

Lab ID#: 1302458A-05A

EPA METHOD TO-15 GC/MS

File Name:	**14030102**	**Date of Collection: NA**	
Dil. Factor:	**1.00**	**Date of Analysis: 3/1/13 07:47 AM**	

Compound	%Recovery
Freon 12	118
Freon 114	116
Chloromethane	105
Vinyl Chloride	98
1,3-Butadiene	94
Bromomethane	69 Q
Chloroethane	97
Freon 11	114
Ethanol	113
Freon 113	102
1,1-Dichloroethene	117
Acetone	112
2-Propanol	115
Carbon Disulfide	97
3-Chloropropene	101
Methylene Chloride	94
Methyl tert-butyl ether	122
trans-1,2-Dichloroethene	120
Hexane	113
1,1-Dichloroethane	112
2-Butanone (Methyl Ethyl Ketone)	116
cis-1,2-Dichloroethene	110
Tetrahydrofuran	112
Chloroform	119
1,1,1-Trichloroethane	119
Cyclohexane	116
Carbon Tetrachloride	117
2,2,4-Trimethylpentane	113
Benzene	106
1,2-Dichloroethane	110
Heptane	117
Trichloroethene	109
1,2-Dichloropropane	104
1,4-Dioxane	116
Bromodichloromethane	111
cis-1,3-Dichloropropene	110
4-Methyl-2-pentanone	120
Toluene	106
trans-1,3-Dichloropropene	113
1,1,2-Trichloroethane	107
Tetrachloroethene	114
2-Hexanone	122

eurofins | Air Toxics

Client Sample ID: CCV

Lab ID#: 1302458A-05A

EPA METHOD TO-15 GC/MS

File Name:	**14030102**	**Date of Collection: NA**	
Dil. Factor:	**1.00**	**Date of Analysis: 3/1/13 07:47 AM**	

Compound	%Recovery
Dibromochloromethane	113
1,2-Dibromoethane (EDB)	113
Chlorobenzene	106
Ethyl Benzene	109
m,p-Xylene	112
o-Xylene	113
Styrene	116
Bromoform	113
Cumene	114
1,1,2,2-Tetrachloroethane	109
Propylbenzene	112
4-Ethyltoluene	116
1,3,5-Trimethylbenzene	115
1,2,4-Trimethylbenzene	115
1,3-Dichlorobenzene	103
1,4-Dichlorobenzene	104
alpha-Chlorotoluene	126
1,2-Dichlorobenzene	103
1,2,4-Trichlorobenzene	112
Hexachlorobutadiene	102
Butane	101
Isopentane	91

Q = Exceeds Quality Control limits.

Container Type: NA - Not Applicable

Surrogates	%Recovery	Method Limits
1,2-Dichloroethane-d4	106	70-130
Toluene-d8	100	70-130
4-Bromofluorobenzene	100	70-130

eurofins | Air Toxics

Client Sample ID: LCS

Lab ID#: 1302458A-06A

EPA METHOD TO-15 GC/MS

File Name:	**14030103**	**Date of Collection: NA**	
Dil. Factor:	**1.00**	**Date of Analysis: 3/1/13 08:10 AM**	

Compound	%Recovery
Freon 12	113
Freon 114	111
Chloromethane	104
Vinyl Chloride	103
1,3-Butadiene	97
Bromomethane	98
Chloroethane	103
Freon 11	119
Ethanol	109
Freon 113	101
1,1-Dichloroethene	122
Acetone	105
2-Propanol	114
Carbon Disulfide	119
3-Chloropropene	113
Methylene Chloride	93
Methyl tert-butyl ether	118
trans-1,2-Dichloroethene	127
Hexane	106
1,1-Dichloroethane	108
2-Butanone (Methyl Ethyl Ketone)	112
cis-1,2-Dichloroethene	108
Tetrahydrofuran	105
Chloroform	117
1,1,1-Trichloroethane	120
Cyclohexane	112
Carbon Tetrachloride	118
2,2,4-Trimethylpentane	106
Benzene	104
1,2-Dichloroethane	113
Heptane	110
Trichloroethene	107
1,2-Dichloropropane	104
1,4-Dioxane	113
Bromodichloromethane	111
cis-1,3-Dichloropropene	110
4-Methyl-2-pentanone	114
Toluene	105
trans-1,3-Dichloropropene	113
1,1,2-Trichloroethane	109
Tetrachloroethene	108
2-Hexanone	116

eurofins | Air Toxics

Client Sample ID: LCS

Lab ID#: 1302458A-06A

EPA METHOD TO-15 GC/MS

File Name:	**14030103**	**Date of Collection: NA**	
Dil. Factor:	**1.00**	**Date of Analysis: 3/1/13 08:10 AM**	

Compound	%Recovery
Dibromochloromethane	112
1,2-Dibromoethane (EDB)	114
Chlorobenzene	105
Ethyl Benzene	104
m,p-Xylene	110
o-Xylene	109
Styrene	113
Bromoform	113
Cumene	115
1,1,2,2-Tetrachloroethane	108
Propylbenzene	111
4-Ethyltoluene	110
1,3,5-Trimethylbenzene	113
1,2,4-Trimethylbenzene	110
1,3-Dichlorobenzene	102
1,4-Dichlorobenzene	101
alpha-Chlorotoluene	123
1,2-Dichlorobenzene	101
1,2,4-Trichlorobenzene	102
Hexachlorobutadiene	94
Butane	95
Isopentane	104

Container Type: NA - Not Applicable

Surrogates	%Recovery	Method Limits
1,2-Dichloroethane-d4	103	70-130
Toluene-d8	100	70-130
4-Bromofluorobenzene	101	70-130

eurofins | Air Toxics

Client Sample ID: LCSD

Lab ID#: 1302458A-06AA

EPA METHOD TO-15 GC/MS

File Name:	**14030104**	**Date of Collection: NA**	
Dil. Factor:	**1.00**	**Date of Analysis: 3/1/13 08:31 AM**	

Compound	%Recovery
Freon 12	123
Freon 114	116
Chloromethane	110
Vinyl Chloride	109
1,3-Butadiene	103
Bromomethane	104
Chloroethane	107
Freon 11	124
Ethanol	116
Freon 113	106
1,1-Dichloroethene	125
Acetone	112
2-Propanol	119
Carbon Disulfide	124
3-Chloropropene	118
Methylene Chloride	97
Methyl tert-butyl ether	124
trans-1,2-Dichloroethene	133 Q
Hexane	111
1,1-Dichloroethane	112
2-Butanone (Methyl Ethyl Ketone)	117
cis-1,2-Dichloroethene	111
Tetrahydrofuran	107
Chloroform	123
1,1,1-Trichloroethane	126
Cyclohexane	114
Carbon Tetrachloride	125
2,2,4-Trimethylpentane	110
Benzene	106
1,2-Dichloroethane	117
Heptane	113
Trichloroethene	112
1,2-Dichloropropane	104
1,4-Dioxane	115
Bromodichloromethane	115
cis-1,3-Dichloropropene	110
4-Methyl-2-pentanone	117
Toluene	106
trans-1,3-Dichloropropene	116
1,1,2-Trichloroethane	111
Tetrachloroethene	109
2-Hexanone	119

Client Sample ID: LCSD
Lab ID#: 1302458A-06AA
EPA METHOD TO-15 GC/MS

File Name:	**14030104**	**Date of Collection: NA**	
Dil. Factor:	**1.00**	**Date of Analysis: 3/1/13 08:31 AM**	

Compound	%Recovery
Dibromochloromethane	117
1,2-Dibromoethane (EDB)	116
Chlorobenzene	106
Ethyl Benzene	107
m,p-Xylene	113
o-Xylene	110
Styrene	116
Bromoform	118
Cumene	118
1,1,2,2-Tetrachloroethane	109
Propylbenzene	114
4-Ethyltoluene	112
1,3,5-Trimethylbenzene	115
1,2,4-Trimethylbenzene	112
1,3-Dichlorobenzene	103
1,4-Dichlorobenzene	101
alpha-Chlorotoluene	125
1,2-Dichlorobenzene	101
1,2,4-Trichlorobenzene	107
Hexachlorobutadiene	94
Butane	104
Isopentane	110

Q = Exceeds Quality Control limits.

Container Type: NA - Not Applicable

Surrogates	%Recovery	Method Limits
1,2-Dichloroethane-d4	110	70-130
Toluene-d8	101	70-130
4-Bromofluorobenzene	101	70-130

Shell Oil Products Chain Of Custody Record

URS

Air Toxics LTD.
Project Name: Roxana SVE O&M
Project # 21562850.05000
Lab Vendor #

Please Check Appropriate Box:
☑ ENV. SERVICES ☐ MOTIVA RETAIL ☐ SHELL RETAIL
☐ MOTIVA SC&CH ☐ CONSULTANT ☐ LUBES
☐ SHELL PIPELINE ☐ OTHER

Print Bill To Contact Name: Robert Mooshogian
PO #:
INCIDENT # (ENV. SERVICES): 9 7 2 1 6 6 4 0
☐ CHECK IF NO INCIDENT # APPLIES
SAP #: 3 4 0 0 6 1
DATE: 22-Feb-13
PAGE: 1 of 1

SAMPLING COMPANY: URS CORPORATION
SITE ADDRESS: Street and City: 900 SOUTH CENTRAL AVE – ROXANA
State: IL
ADDRESS: 1001 HIGHLANDS PLAZA DRIVE WEST - SUITE 300; ST. LOUIS, MO 63110
EDF DELIVERABLE TO (Name, Company, Office Location): Elizabeth Kunkel, URS, St. Louis
PHONE NO: 314-743-4179
E-MAIL:
CONSULTANT PROJECT NAME#: Roxana SVE O&M
Laboratory Address: Air Toxics, LTD 180 Blue Ravine Road, Suite B, Folsom, CA 95630-4719
SAMPLER NAME(S) (Print): B Wiefer, M. Currier
TELEPHONE: 314-429-0100
FAX: 314-429-0452
ATTN To (Contact E-MAIL): dave.palmer@urs.com

TURNAROUND TIME (CALENDAR DAYS):
☑ STANDARD (14 DAY) ☐ 5 DAYS ☐ 3 DAYS ☐ 2 DAYS ☐ 24 HOURS ☐ RESULTS NEEDED ON WEEKEND

REQUESTED ANALYSIS

☐ EA - RWQCB REPORT FORMAT ☑ UST AGENCY:
DELIVERABLES: ☐ LEVEL 1 ☐ LEVEL 2 ☐ LEVEL 3 ☑ LEVEL 4 ☐ OTHER (SPECIFY)

☑ SHELL CONTRACT RATE APPLIES
☐ STATE REIMBURSEMENT RATE APPLIES
☐ EDD NOT NEEDED
☑ RECEIPT VERIFICATION REQUESTED

LAB USE ONLY	Field Sample Identification	SAMPLING DATE	SAMPLING TIME	Canister Number	Canister Pressure/Vacuum Initial	Final	Receipt	Final (psi)	Modified TO-15 + Butane & Isopentane	Modified ASTM D-1945 + BTU	Modified TO-3 (Sh)-TPHg		Sample PID (ppm)
01A	EXH-SVE-02202013	2/20/13	1230	3008	-28.5	-9			X	X	X		
02A	MainHeader-SVE-02202013	2/20/13	1250	9314	-29	-9			X	X	X		
03A	PWIleader-SVE-02202013	2/20/13	1305	9350	-29.5	-9			X	X	X		

Turn Around Time: ☑ Normal ☐ Rush
Specify
Lab Use Only
Pressurized by:
Date:
Pressurization Gas: N_2 He

ADDITIONAL NOTES:
- 14 day hold time
- Report results between MDL and RL
- Level IV ECVP

Relinquished by: (Signature)	Received by: (Signature) FEDEX	Date: 2/22/13	Time: 1700
Relinquished by: (Signature)	Received by: (Signature)	Date:	Time:
Relinquished by: (Signature)	Received by: (Signature)	Date:	Time:

Custody Seal Intact?
Y N None Temp

08/2006 Revision

1302458

eurofins

Air Toxics

3/7/2013
Ms. Elizabeth Kunkel
URS Corporation
1001 Highlands Plaza Dr. West
Suite 300
St. Louis MO 63110

Project Name: Roxana SVE O&M
Project #: 21562850.05000
Workorder #: 1302458B

Dear Ms. Elizabeth Kunkel

The following report includes the data for the above referenced project for sample(s) received on 2/25/2013 at Air Toxics Ltd.

The data and associated QC analyzed by Modified TO-3 are compliant with the project requirements or laboratory criteria with the exception of the deviations noted in the attached case narrative.

Thank you for choosing Air Toxics Ltd. for your air analysis needs. Air Toxics Ltd. is committed to providing accurate data of the highest quality. Please feel free to contact the Project Manager: Kelly Buettner at 916-985-1000 if you have any questions regarding the data in this report.

Regards,

Kelly Buettner

Project Manager

Reviewed
on
3/18/2013

eurofins | Air Toxics

WORK ORDER #: 1302458B

Work Order Summary

CLIENT:	Ms. Elizabeth Kunkel URS Corporation 1001 Highlands Plaza Dr. West Suite 300 St. Louis, MO 63110	**BILL TO:**	Accounts Payable Austin URS Corporation P.O. BOX 203970 Austin, TX 78720-1088
PHONE:	314-743-4179	**P.O. #**	
FAX:		**PROJECT #**	21562850.05000 Roxana SVE O&M
DATE RECEIVED:	02/25/2013	**CONTACT:**	Kelly Buettner
DATE COMPLETED:	03/07/2013		

FRACTION #	NAME	TEST	RECEIPT VAC./PRES.	FINAL PRESSURE
01A	EXH-SVE-02202013	Modified TO-3	9.0 "Hg	15 psi
02A	MainHeader-SVE-02202013	Modified TO-3	9.0 "Hg	15 psi
03A	PWHeader-SVE-02202013	Modified TO-3	8.5 "Hg	15 psi
04A	Lab Blank	Modified TO-3	NA	NA
05A	LCS	Modified TO-3	NA	NA
05AA	LCSD	Modified TO-3	NA	NA

CERTIFIED BY: Heidi Hayes DATE: 03/07/13

Technical Director

Certification numbers: AZ Licensure AZ0775, CA NELAP - 12282CA, NY NELAP - 11291,
TX NELAP - T104704434-12-5, UT NELAP CA009332012-3, WA NELAP - C935
Name of Accrediting Agency: NELAP/ORELAP (Oregon Environmental Laboratory Accreditation Program)
Accreditation number: CA300005, Effective date: 10/18/2011, Expiration date: 10/17/2012.
Eurofins Air Toxics Ltd. certifies that the test results contained in this report meet all requirements of the NELAC standards

This report shall not be reproduced, except in full, without the written approval of Eurofins Air Toxics, Inc.

180 BLUE RAVINE ROAD, SUITE B FOLSOM, CA - 9563
(916) 985-1000 . (800) 985-5955 . FAX (916) 985-1020

LABORATORY NARRATIVE
Modified TO-3
URS Corporation
Workorder# 1302458B

Three 1 Liter Summa Canister samples were received on February 25, 2013. The laboratory performed analysis for volatile organic compounds in air via modified EPA Method TO-3 using gas chromatography with flame ionization detection. The TPH results are calculated using the response of Gasoline. A molecular weight of 100 is used to convert the TPH ppmv result to ug/L. The method involves concentrating up to 200 mL of sample. The concentrated aliquot is then dry purged to remove water vapor prior to entering the chromatographic system.

Method modifications taken to run these samples are summarized in the table below. Specific project requirements may over-ride the ATL modifications.

Requirement	*TO-3*	*ATL Modifications*
Daily Calibration Standard Frequency	Prior to sample analysis and every 4 - 6 hrs	Prior to sample analysis and after the analytical batch </= 20 samples.
Initial Calibration Calculation	4-point calibration using a linear regression model	5-point calibration using average Response Factor
Initial Calibration Frequency	Weekly	When daily calibration standard recovery is outside 75 - 125 %, or upon significant changes to procedure or instrumentation
Moisture Control	Nafion system	Sorbent system
Minimum Detection Limit (MDL)	Calculated using the equation DL = A+3.3S, where A is intercept of calibration line and S is the standard deviation of at least 3 reps of low level standard	40 CFR Pt. 136 App. B
Preparation of Standards	Levels achieved through dilution of gas mixture	Levels achieved through loading various volumes of the gas mixture

Recciving Notes

There were no receiving discrepancies.

Analytical Notes

As per project specific client request the laboratory has reported estimated values for target compound hits that are below the Reporting Limit but greater than the Method Detection Limit. Concentrations that are below the level at which the canister was certified may be false positives.

The recovery of surrogate Fluorobenzene in sample MainHeader-SVE-02202013 was outside control limits due to high level hydrocarbon matrix interference. Data is reported as qualified.

Definition of Data Qualifying Flags

Seven qualifiers may have been used on the data analysis sheets and indicate as follows:
B - Compound present in laboratory blank greater than reporting limit.
J - Estimated value.
E - Exceeds instrument calibration range.
S - Saturated peak.
Q - Exceeds quality control limits.
U - Compound analyzed for but not detected above the detection limit.
M - Reported value may be biased due to apparent matrix interferences.

File extensions may have been used on the data analysis sheets and indicates as follows:
a-File was requantified
b-File was quantified by a second column and detector
r1-File was requantified for the purpose of reissue

eurofins | Air Toxics

Summary of Detected Compounds
MODIFIED EPA METHOD TO-3 GC/FID

Client Sample ID: EXH-SVE-02202013

Lab ID#: 1302458B-01A

Compound	Rpt. Limit (ppmv)	Rpt. Limit (ug/L)	Amount (ppmv)	Amount (ug/L)
TPH (C2-C10) ref. to Gasoline MW=100	0.29	1.2	89	360

Client Sample ID: MainHeader-SVE-02202013

Lab ID#: 1302458B-02A

Compound	Rpt. Limit (ppmv)	Rpt. Limit (ug/L)	Amount (ppmv)	Amount (ug/L)
TPH (C2-C10) ref. to Gasoline MW=100	14	59	13000	54000

Client Sample ID: PWHeader-SVE-02202013

Lab ID#: 1302458B-03A

Compound	Rpt. Limit (ppmv)	Rpt. Limit (ug/L)	Amount (ppmv)	Amount (ug/L)
TPH (C2-C10) ref. to Gasoline MW=100	28	120	3600	15000

eurofins | Air Toxics

Client Sample ID: EXH-SVE-02202013

Lab ID#: 1302458B-01A

MODIFIED EPA METHOD TO-3 GC/FID

File Name:	d022710	Date of Collection:	2/20/13 12:30:00 PM
Dil. Factor:	11.6	Date of Analysis:	2/27/13 04:51 PM

Compound	Rpt. Limit (ppmv)	Rpt. Limit (ug/L)	Amount (ppmv)	Amount (ug/L)
TPH (C2-C10) ref. to Gasoline MW=100	0.29	1.2	89	360

Container Type: 1 Liter Summa Canister

Surrogates	%Recovery	Method Limits
Fluorobenzene (FID)	129	75-150

eurofins | Air Toxics

Client Sample ID: MainHeader-SVE-02202013

Lab ID#: 1302458B-02A

MODIFIED EPA METHOD TO-3 GC/FID

File Name:	**d022711**	**Date of Collection: 2/20/13 12:50:00 PM**	
Dil. Factor:	**578**	**Date of Analysis: 2/27/13 05:28 PM**	

Compound	Rpt. Limit (ppmv)	Rpt. Limit (ug/L)	Amount (ppmv)	Amount (ug/L)
TPH (C2-C10) ref. to Gasoline MW=100	14	59	13000	54000

Q = Exceeds Quality Control limits, possibly due to matrix effects.

Container Type: 1 Liter Summa Canister

Surrogates	%Recovery	Method Limits
Fluorobenzene (FID)	214 Q	75-150

eurofins | Air Toxics

Client Sample ID: PWHeader-SVE-02202013

Lab ID#: 1302458B-03A

MODIFIED EPA METHOD TO-3 GC/FID

File Name:	d022712	Date of Collection:	2/20/13 1:05:00 PM
Dil. Factor:	1130	Date of Analysis:	2/27/13 06:09 PM

Compound	Rpt. Limit (ppmv)	Rpt. Limit (ug/L)	Amount (ppmv)	Amount (ug/L)
TPH (C2-C10) ref. to Gasoline MW=100	28	120	3600	15000

Container Type: 1 Liter Summa Canister

Surrogates	%Recovery	Method Limits
Fluorobenzene (FID)	112	75-150

eurofins | Air Toxics

Client Sample ID: Lab Blank

Lab ID#: 1302458B-04A

MODIFIED EPA METHOD TO-3 GC/FID

File Name:	**d022704a**	**Date of Collection: NA**	
Dil. Factor:	**1.00**	**Date of Analysis: 2/27/13 10:19 AM**	

Compound	Rpt. Limit (ppmv)	Rpt. Limit (ug/L)	Amount (ppmv)	Amount (ug/L)
TPH (C2-C10) ref. to Gasoline MW=100	0.025	0.10	0.012 J	0.049 J

J = Estimated value.

Container Type: NA - Not Applicable

Surrogates	%Recovery	Method Limits
Fluorobenzene (FID)	95	75-150

eurofins | Air Toxics

Client Sample ID: LCS

Lab ID#: 1302458B-05A

MODIFIED EPA METHOD TO-3 GC/FID

File Name:	**d022702**	**Date of Collection: NA**	
Dil. Factor:	**1.00**	**Date of Analysis: 2/27/13 08:42 AM**	

Compound	**%Recovery**
TPH (C2-C10) ref. to Gasoline MW=100	94

Container Type: NA - Not Applicable

Surrogates	**%Recovery**	**Method Limits**
Fluorobenzene (FID)	96	75-150

eurofins | Air Toxics

Client Sample ID: LCSD

Lab ID#: 1302458B-05AA

MODIFIED EPA METHOD TO-3 GC/FID

File Name:	**d022715**	**Date of Collection: NA**	
Dil. Factor:	**1.00**	**Date of Analysis: 2/27/13 08:29 PM**	

Compound	**%Recovery**
TPH (C2-C10) ref. to Gasoline MW=100	92

Container Type: NA - Not Applicable

Surrogates	**%Recovery**	**Method Limits**
Fluorobenzene (FID)	112	75-150

Shell Oil Products Chain Of Custody Record

URS

Air Toxics LTD.
Project Name: Roxana SVE O&M
Project # 21562850.05000
Lab Vendor #

Please Check Appropriate Box:
☑ ENV. SERVICES ☐ MOTIVA RETAIL ☐ SHELL RETAIL
☐ MOTIVA SD&CH ☐ CONSULTANT ☐ LUBES
☐ SHELL PIPELINE ☐ OTHER

Print Bill To Contact Name: Robert Mcoshogan
PO #:
INCIDENT # (ENV SERVICES): 9 7 2 1 6 6 4 0
☐ CHECK IF NO INCIDENT # APPLIES
SAP #: 3 4 0 0 6 1
DATE: 22-Feb-13
PAGE: 1 of 1

SAMPLING COMPANY: URS CORPORATION
LAB CODE:
SITE ADDRESS: Street and City: 900 SOUTH CENTRAL AVE – ROXANA
State: IL
GLOBAL ID NO.:
ADDRESS: 1001 HIGHLANDS PLAZA DRIVE WEST - SUITE 300; ST. LOUIS, MO 63110
EDF DELIVERABLE TO (Name, Company, Office Location): Elizabeth Kunkel, URS, St. Louis
PHONE NO.: 314-743-4179
E-MAIL:
CONSULTANT PROJECT NAME#: Roxana SVE O&M
LAB COURIER: Air Toxics, LTD 180 Blue Ravine Road, Suite B, Folsom, CA 95630-4719
SAMPLER NAME(S) (PRINT): S. Wisher, M. Currier
TELEPHONE: 314-429-0100
FAX: 314-429-0462
EDF To Contact E-MAIL: dave.palmer@urs.com

TURNAROUND TIME (CALENDAR DAYS):
☑ STANDARD (14 DAY) ☐ 5 DAYS ☐ 3 DAYS ☐ 2 DAYS ☐ 24 HOURS ☐ RESULTS NEEDED ON WEEKEND

☐ 1A - RWQCB REPORT FORMAT ☑ UST AGENCY:

DELIVERABLES ☐ LEVEL 1 ☐ LEVEL 2 ☐ LEVEL 3 ☑ LEVEL 4 ☐ OTHER (SPECIFY)

☑ SHELL CONTRACT RATE APPLIES
☐ STATE REIMBURSEMENT RATE APPLIES
☐ EDD NOT NEEDED
☑ RECEIPT VERIFICATION REQUESTED

REQUESTED ANALYSIS

LAB USE ONLY	Field Sample Identification	SAMPLING DATE	SAMPLING TIME	Canister Number	Canister Pressure/Vacuum Initial	Final	Receipt	Final (psi)	Modified TO-15 + Butane & Isopentane	Modified ASTM D-1945 + BTU	Modified TO-3 (Sh)-TPHg		Sample PID (ppm)
01	EXH-SVE-02202013	2/20/13	1230	3008	-28.5	-9			X	X	X		
02	MainHeader-SVE-02202013	2/20/13	1250	9314	-29	-9			X	X	X		
03	PWHeader-SVE-02202013	2/20/13	1305	9350	-29.5	-9			X	X	X		

Turn Around Time: ☑ Normal ☐ Rush Specify
Lab Use Only: Pressurized by: Date: Pressurization Gas: N_2 He

ADDITIONAL NOTES:
- 14 day hold time
- Report results between MDL and RL
- Level IV ECVP

2/22/13

Relinquished by: (Signature)	Received by: (Signature) FEDEX	Date: 2/22/13	Time: 1700
Relinquished by: (Signature)	Received by: (Signature) AR 2/25/13 0930	Date:	Time:
Relinquished by: (Signature)	Received by: (Signature)	Date:	Time:

Custody Seal Intact?
Y N None Temp

06/2005 Revision

1302458

eurofins | Air Toxics

3/14/2013
Ms. Elizabeth Kunkel
URS Corporation
1001 Highlands Plaza Dr. West
Suite 300
St. Louis MO 63110

Project Name: Roxana SVE O&M
Project #: 21562850.05000
Workorder #: 1302458C

Dear Ms. Elizabeth Kunkel

The following report includes the data for the above referenced project for sample(s) received on 2/25/2013 at Air Toxics Ltd.

The data and associated QC analyzed by Modified ASTM D-1945 are compliant with the project requirements or laboratory criteria with the exception of the deviations noted in the attached case narrative.

Thank you for choosing Air Toxics Ltd. for your air analysis needs. Air Toxics Ltd. is committed to providing accurate data of the highest quality. Please feel free to contact the Project Manager: Kelly Buettner at 916-985-1000 if you have any questions regarding the data in this report.

Regards,

Kelly Buettner

Project Manager

Reviewed
on
3/18/2013

eurofins | Air Toxics

WORK ORDER #: 1302458C

Work Order Summary

CLIENT:	Ms. Elizabeth Kunkel URS Corporation 1001 Highlands Plaza Dr. West Suite 300 St. Louis, MO 63110	**BILL TO:**	Accounts Payable Austin URS Corporation P.O. BOX 203970 Austin, TX 78720-1088
PHONE:	314-743-4179	**P.O. #**	
FAX:		**PROJECT #**	21562850.05000 Roxana SVE O&M
DATE RECEIVED:	02/25/2013	**CONTACT:**	Kelly Buettner
DATE COMPLETED:	03/08/2013		

FRACTION #	NAME	TEST	RECEIPT VAC./PRES.	FINAL PRESSURE
01A	EXH-SVE-02202013	Modified ASTM D-1945	9.0 "Hg	15 psi
02A	MainHeader-SVE-02202013	Modified ASTM D-1945	9.0 "Hg	15 psi
03A	PWHeader-SVE-02202013	Modified ASTM D-1945	8.5 "Hg	15 psi
04A	Lab Blank	Modified ASTM D-1945	NA	NA
04B	Lab Blank	Modified ASTM D-1945	NA	NA
05A	LCS	Modified ASTM D-1945	NA	NA
05AA	LCSD	Modified ASTM D-1945	NA	NA
05B	LCS	Modified ASTM D-1945	NA	NA
05BB	LCSD	Modified ASTM D-1945	NA	NA

CERTIFIED BY: Heidi Rogers DATE: 03/14/13

Technical Director

Certification numbers: AZ Licensure AZ0775, CA NELAP - 12282CA, NY NELAP - 11291,
TX NELAP - T104704434-12-4, UT NELAP CA009332012-3, WA NELAP - C935
Name of Accrediting Agency: NELAP/ORELAP (Oregon Environmental Laboratory Accreditation Program)
Accreditation number: CA300005, Effective date: 10/18/2012, Expiration date: 10/17/2013.
Eurofins Air Toxies Ltd. certifies that the test results contained in this report meet all requirements of the NELAC standards

This report shall not be reproduced, except in full, without the written approval of Eurofins Air Toxics, Inc.

180 BLUE RAVINE ROAD, SUITE B FOLSOM, CA - 9563
(916) 985-1000 . (800) 985-5955 . FAX (916) 985-1020

LABORATORY NARRATIVE
Modified ASTM D-1945
URS Corporation
Workorder# 1302458C

Three 1 Liter Summa Canister samples were received on February 25, 2013. The laboratory performed analysis via modified ASTM Method D-1945 for Methane and fixed gases in natural gas using GC/FID or GC/TCD. The method involves direct injection of 1.0 mL of sample.

On the analytical column employed for this analysis, Oxygen coelutes with Argon. The corresponding peak is quantitated as Oxygen.

Method modifications taken to run these samples are summarized in the table below. Specific project requirements may over-ride the ATL modifications.

Requirement	*ASTM D-1945*	*ATL Modifications*
Normalization	Sum of original values should not differ from 100.0% by more than 1.0%.	Sum of original values may range between 85-115%. Normalization of data not performed.
Sample analysis	Equilibrate samples to 20-50° F. above source temperature at field sampling	No heating of samples is performed.
Sample calculation	Response factor is calculated using peak height for C5 and lighter compounds.	Peak areas are used for all target analytes to quantitate concentrations.
Reference Standard	Concentration should not be < half of nor differ by more than 2 X the concentration of the sample. Run 2 consecutive checks; must agree within 1%.	A minimum 3-point linear calibration is performed. The acceptance criterion is %RSD </= 15%. All target analytes must be within the linear range of ealibration (with the exception of O2, N2, and C6+ Hydrocarbons).
Sample Injection Volume	0.50 mL to achieve Methane linearity.	1.0 mL.

Receiving Notes

There were no receiving discrepancies.

Analytical Notes

Since Nitrogen is used to pressurize samples, the Nitrogen values are calculated by adding all the sample components and subtracting from 100%.

As per project specific client request the laboratory has reported estimated values for target compound hits that are below the Reporting Limit but greater than the Method Detection Limit. Concentrations that are below the level at which the canister was certified may be false positives.

The reporting limit for Carbon Monoxide was raised from 0.01% to 0.05%.

Definition of Data Qualifying Flags

Six qualifiers may have been used on the data analysis sheets and indicate as follows:
J - Estimated value.
E - Exceeds instrument calibration range.
S - Saturated peak.
Q - Exceeds quality control limits.
U - Compound analyzed for but not detected above the detection limit.
M - Reported value may be biased due to apparent matrix interferences.

File extensions may have been used on the data analysis sheets and indicates as follows:
a-File was requantified
b-File was quantified by a second column and detector
r1-File was requantified for the purpose of reissue

eurofins | Air Toxics

Summary of Detected Compounds
NATURAL GAS ANALYSIS BY MODIFIED ASTM D-1945

Client Sample ID: EXH-SVE-02202013

Lab ID#: 1302458C-01A

Compound	Rpt. Limit (%)	Amount (%)
Oxygen	0.58	21
Nitrogen	0.58	78
Methane	0.00058	0.021
Carbon Dioxide	0.058	0.71
Isobutane	0.0058	0.000095 J
Butane	0.0058	0.00082 J
Isopentane	0.0058	0.0011 J
Pentane	0.0058	0.00043 J
C6+	0.058	0.0026 J

Client Sample ID: MainHeader-SVE-02202013

Lab ID#: 1302458C-02A

Compound	Rpt. Limit (%)	Amount (%)
Oxygen	0.29	11
Nitrogen	0.29	78
Methane	0.00029	2.8
Carbon Dioxide	0.029	6.6
Ethane	0.0029	0.00076 J
Propane	0.0029	0.0012 J
Isobutane	0.0029	0.018
Butane	0.0029	0.16
Neopentane	0.0029	0.00081 J
Isopentane	0.0029	0.20
Pentane	0.0029	0.077
C6+	0.029	0.59

Client Sample ID: PWHeader-SVE-02202013

Lab ID#: 1302458C-03A

Compound	Rpt. Limit (%)	Amount (%)
Oxygen	0.28	12
Nitrogen	0.28	78

eurofins | Air Toxics

Summary of Detected Compounds
NATURAL GAS ANALYSIS BY MODIFIED ASTM D-1945

Client Sample ID: PWHeader-SVE-02202013

Lab ID#: 1302458C-03A

Methane	0.00028	3.9
Carbon Dioxide	0.028	6.0
Ethane	0.0028	0.00023 J
Propane	0.0028	0.00011 J
Isobutane	0.0028	0.0042
Butane	0.0028	0.038
Neopentane	0.0028	0.00029 J
Isopentane	0.0028	0.084
Pentane	0.0028	0.035
C6+	0.028	0.15

eurofins | Air Toxics

Client Sample ID: EXH-SVE-02202013

Lab ID#: 1302458C-01A

NATURAL GAS ANALYSIS BY MODIFIED ASTM D-1945

File Name:	**9030611**	**Date of Collection:**	**2/20/13 12:30:00 PM**
Dil. Factor:	**5.84**	**Date of Analysis:**	**3/6/13 02:06 PM**

Compound	Rpt. Limit (%)	Amount (%)
Oxygen	0.58	21
Nitrogen	0.58	78
Carbon Monoxide	0.29	Not Detected
Methane	0.00058	0.021
Carbon Dioxide	0.058	0.71
Ethane	0.0058	Not Detected
Ethene	0.0058	Not Detected
Acetylene	0.0058	Not Detected
Propane	0.0058	Not Detected
Isobutane	0.0058	0.000095 J
Butane	0.0058	0.00082 J
Neopentane	0.0058	Not Detected
Isopentane	0.0058	0.0011 J
Pentane	0.0058	0.00043 J
C6+	0.058	0.0026 J
Hydrogen	0.058	Not Detected

J = Estimated value.

Total BTU/Cu.F. = 0.43

Total Sp. Gravity = 1.0

Container Type: 1 Liter Summa Canister

eurofins | Air Toxics

Client Sample ID: MainHeader-SVE-02202013

Lab ID#: 1302458C-02A

NATURAL GAS ANALYSIS BY MODIFIED ASTM D-1945

File Name:	**9030614**	**Date of Collection:**	**2/20/13 12:50:00 PM**
Dil. Factor:	**2.89**	**Date of Analysis:**	**3/6/13 03:36 PM**

Compound	Rpt. Limit (%)	Amount (%)
Oxygen	0.29	11
Nitrogen	0.29	78
Carbon Monoxide	0.14	Not Detected
Methane	0.00029	2.8
Carbon Dioxide	0.029	6.6
Ethane	0.0029	0.00076 J
Ethene	0.0029	Not Detected
Acetylene	0.0029	Not Detected
Propane	0.0029	0.0012 J
Isobutane	0.0029	0.018
Butane	0.0029	0.16
Neopentane	0.0029	0.00081 J
Isopentane	0.0029	0.20
Pentane	0.0029	0.077
C6+	0.029	0.59
Hydrogen	0.029	Not Detected

J = Estimated value.

Total BTU/Cu.F. = 73

Total Sp. Gravity = 1.0

Container Type: 1 Liter Summa Canister

eurofins | Air Toxics

Client Sample ID: PWHeader-SVE-02202013

Lab ID#: 1302458C-03A

NATURAL GAS ANALYSIS BY MODIFIED ASTM D-1945

File Name:	**9030613**	**Date of Collection:**	**2/20/13 1:05:00 PM**
Dil. Factor:	**2.82**	**Date of Analysis:**	**3/6/13 02:58 PM**

Compound	Rpt. Limit (%)	Amount (%)
Oxygen	0.28	12
Nitrogen	0.28	78
Carbon Monoxide	0.14	Not Detected
Methane	0.00028	3.9
Carbon Dioxide	0.028	6.0
Ethane	0.0028	0.00023 J
Ethene	0.0028	Not Detected
Acetylene	0.0028	Not Detected
Propane	0.0028	0.00011 J
Isobutane	0.0028	0.0042
Butane	0.0028	0.038
Neopentane	0.0028	0.00029 J
Isopentane	0.0028	0.084
Pentane	0.0028	0.035
C6+	0.028	0.15
Hydrogen	0.028	Not Detected

J = Estimated value.

Total BTU/Cu.F. = 53

Total Sp. Gravity = 1.0

Container Type: 1 Liter Summa Canister

eurofins | Air Toxics

Client Sample ID: Lab Blank

Lab ID#: 1302458C-04A

NATURAL GAS ANALYSIS BY MODIFIED ASTM D-1945

File Name:	**9030609a**	**Date of Collection: NA**	
Dil. Factor:	**1.00**	**Date of Analysis: 3/6/13 12:52 PM**	

Compound	Rpt. Limit (%)	Amount (%)
Oxygen	0.10	Not Detected
Nitrogen	0.10	0.076 J
Carbon Monoxide	0.050	Not Detected
Methane	0.00010	Not Detected
Carbon Dioxide	0.010	Not Detected
Ethane	0.0010	Not Detected
Ethene	0.0010	Not Detected
Acetylene	0.0010	Not Detected
Propane	0.0010	Not Detected
Isobutane	0.0010	Not Detected
Butane	0.0010	Not Detected
Neopentane	0.0010	Not Detected
Isopentane	0.0010	Not Detected
Pentane	0.0010	Not Detected
C6+	0.010	Not Detected

J = Estimated value.

Container Type: NA - Not Applicable

eurofins | Air Toxics

Client Sample ID: Lab Blank

Lab ID#: 1302458C-04B

NATURAL GAS ANALYSIS BY MODIFIED ASTM D-1945

File Name:	**9030608ba**	**Date of Collection: NA**	
Dil. Factor:	**1.00**	**Date of Analysis: 3/6/13 12:30 PM**	

Compound	**Rpt. Limit (%)**	**Amount (%)**
Hydrogen	0.010	Not Detected

Container Type: NA - Not Applicable

eurofins | Air Toxics

Client Sample ID: LCS

Lab ID#: 1302458C-05A

NATURAL GAS ANALYSIS BY MODIFIED ASTM D-1945

File Name:	**9030606**	**Date of Collection: NA**	
Dil. Factor:	**1.00**	**Date of Analysis: 3/6/13 11:37 AM**	

Compound	%Recovery
Oxygen	100
Nitrogen	100
Carbon Monoxide	101
Methane	97
Carbon Dioxide	101
Ethane	99
Ethene	96
Acetylene	98
Propane	101
Isobutane	102
Butane	100
Neopentane	101
Isopentane	100
Pentane	100
C6+	100

Container Type: NA - Not Applicable

eurofins | Air Toxics

Client Sample ID: LCSD

Lab ID#: 1302458C-05AA

NATURAL GAS ANALYSIS BY MODIFIED ASTM D-1945

File Name:	**9030625**	**Date of Collection: NA**	
Dil. Factor:	**1.00**	**Date of Analysis: 3/6/13 09:21 PM**	

Compound	%Recovery
Oxygen	100
Nitrogen	99
Carbon Monoxide	99
Methane	97
Carbon Dioxide	100
Ethane	99
Ethene	96
Acetylene	98
Propane	101
Isobutane	102
Butane	101
Neopentane	101
Isopentane	100
Pentane	100
C6+	101

Container Type: NA - Not Applicable

eurofins | Air Toxics

Client Sample ID: LCS

Lab ID#: 1302458C-05B

NATURAL GAS ANALYSIS BY MODIFIED ASTM D-1945

File Name:	**9030626b**	**Date of Collection: NA**	
Dil. Factor:	**1.00**	**Date of Analysis: 3/6/13 09:43 PM**	

Compound	%Recovery
Hydrogen	96

Container Type: NA - Not Applicable

eurofins | Air Toxics

Client Sample ID: LCSD

Lab ID#: 1302458C-05BB

NATURAL GAS ANALYSIS BY MODIFIED ASTM D-1945

File Name:	9030627b	Date of Collection: NA	
Dil. Factor:	1.00	Date of Analysis: 3/6/13 10:06 PM	

Compound	%Recovery
Hydrogen	96

Container Type: NA - Not Applicable

Shell Oil Products Chain Of Custody Record

URS

Air Toxics LTD.
Project Name: Roxana SVE O&M
Project # 21562850.05000

Lab Vendor #

Please Check Appropriate Box:
☑ ENV. SERVICES ☐ MOTIVA RETAIL ☐ SHELL RETAIL
☐ MOTIVA SDBCM ☐ CONSULTANT ☐ LUBES
☐ SHELL PIPELINE ☐ OTHER

Print Bill To Contact Name: Robert Mooshegian

PO #

INCIDENT # (ENV SERVICES): 9 7 2 1 5 6 4 0

SAP #: 3 4 0 0 6 1

☐ CHECK IF NO INCIDENT # APPLIES

DATE: 22-Feb-13

PAGE: 1 of 1

SAMPLING COMPANY: URS CORPORATION

LOG CODE:

SITE ADDRESS: Street and City: 900 SOUTH CENTRAL AVE – ROXANA

State: IL

GLOBAL ID NO.:

ADDRESS: 1001 HIGHLANDS PLAZA DRIVE WEST - SUITE 300; ST. LOUIS, MO 63110

EDF DELIVERABLE TO (Name, Company, Office Location): Elizabeth Kunkel, URS, St. Louis

PHONE NO: 314-743-4179

E-MAIL: elizabeth_kunkel@urs.com

CONSULTANT PROJECT NAME#: Roxana SVE O&M

Laboratory Address: Air Toxics, LTD 180 Blue Ravine Road, Suite B, Folsom, CA 95630-4719

SAMPLER NAME(S) (PRINT): S. Wiefer, M. Cuttler

TELEPHONE: 314-429-0100

FAX: 314-429-0462

Bill To Contact E-MAIL: dave.palmer@urs.com

TURNAROUND TIME (CALENDAR DAYS): ☑ STANDARD (14 DAY) ☐ 5 DAYS ☐ 3 DAYS ☐ 2 DAYS ☐ 24 HOURS ☐ RESULTS NEEDED ON WEEKEND

☐ 1A - RWQCB REPORT FORMAT ☑ UST AGENCY:

DELIVERABLES: ☐ LEVEL 1 ☐ LEVEL 2 ☐ LEVEL 3 ☑ LEVEL 4 ☐ OTHER (SPECIFY)

☑ SHELL CONTRACT RATE APPLIES
☐ STATE REIMBURSEMENT RATE APPLIES
☐ EDD NOT NEEDED
☑ RECEIPT VERIFICATION REQUESTED

REQUESTED ANALYSIS

Turn Around Time: ☑ Normal ☐ Rush Specify

Lab Use Only
Pressurized by:
Date:
Pressurization Gas: N_2 He

LAB USE ONLY	Field Sample Identification	SAMPLING DATE	SAMPLING TIME	Canister Number	Canister Pressure/Vacuum Initial	Final	Receipt	Final (psi)	Modified TO-15 + Butane & Isopentane	Modified ASTM D-1945 + BTU	Modified TO-3 (Sh)-TPHg		Sample PID (ppm)
01A	EXH-SVE-02202013	2/20/13	1230	3008	-28.5	-9			X	X	X		
02A	MainHeader-SVE-02202013	2/20/13	1250	9314	-29	-9			X	X	X		
03A	PWHeader-SVE-02202013	2/20/13	1305	9350	-29.5	-9			X	X	X		

2/22/13

ADDITIONAL NOTES:
- 14 day hold time
- Report results between MDL and RL
- Level IV ECVP

Relinquished by (Signature)	Received by (Signature)	Date	Time
[signature]	FEDEX	2/22/13	1700
	[signature] AR 2/25/13 0930		

Custody Seal Intact?
Y N None Temp N/A

05/2/08 Revision

13^2458

SVE System O&M 2013 Data Review

Laboratory SDG: 1303139A,B,C

Data Reviewer: Elizabeth Kunkel

Peer Reviewer: Steve Gragert

Date Reviewed: 3/25/2013

Guidance: USEPA National Functional Guidelines for Superfund Organic Methods Data Review 2008

Sample Identification	Sample Identification
EXH-SVE-03012013	Main Header-SVE-03012013
PWHeader-SVE-03012013	

1.0 Data Package Completeness

Were all items delivered as specified in the QAPP and COC as appropriate?

Yes

2.0 Laboratory Case Narrative \ Cooler Receipt Form

Were problems noted in the laboratory case narrative or cooler receipt form?

Yes, the laboratory case narrative indicated samples were diluted due to high levels of target analytes. Recovery of the surrogate fluorobenzene was outside evaluation criteria for TPH samples EXH-SVE-03012013 and Main Header-SVE-03012013 due to high levels of hydrocarbon matrix interference. ASTM D-1945 samples EXH-SVE-03012013, Main Header-SVE-03012013, and PWHeader-SVE-03012013 were analyzed 5 days outside the project requested holding time (14 days), but within the method required holding time (30 days). Although not indicated in the laboratory case narrative, analytes were detected in the method blank. LCS recoveries for 3-chloropropene, 4-methyl-2-pentanone, and alpha-chlorotoluene were outside evaluation criteria. These issues are addressed further in the appropriate sections below.

The cooler receipt form did not indicate any problems.

3.0 Holding Times

Were samples extracted/analyzed within applicable limits?

Yes, however ASTM D-1945 samples EXH-SVE-03012013, Main Header-SVE-03012013, and PWHeader-SVE-03012013 were analyzed 5 days outside the project requested holding time (14 days), but within the method required holding time (30 days). No qualification of data was required.

4.0 Blank Contamination

Were any analytes detected in the Blanks?

Yes

Blank ID	Parameter	Analyte	Concentration/Amount
1303139A-04A	TO-15	Bromomethane	0.28 ppbv / 1.1 µg/m^3

Blank ID	Parameter	Analyte	Concentration/Amount
1303139A-04A	TO-15	Carbon disulfide	0.50 ppbv / 1.5 µg/m^3
1303139A-04A	TO-15	Methylene chloride	0.14 ppbv / 0.49 µg/m^3
1303139A-04A	TO-15	Toluene	0.036 ppbv / 0.14 µg/m^3
1303139A-04A	TO-15	Chlorobenzene	0.071 ppbv / 0.33 µg/m^3
1303139A-04A	TO-15	Propylbenzene	0.077 ppbv / 0.38 µg/m^3
1303139A-04A	TO-15	4-Ethyltoluene	0.087 ppbv / 0.43 µg/m^3
1303139A-04A	TO-15	1,3,5-Trimethylbenzene	0.14 ppbv / 0.69 µg/m^3
1303139A-04A	TO-15	1,2,4-Trimethylbenzene	0.13 ppbv / 0.64 µg/m^3
1303139A-04A	TO-15	1,3-Dichlorobenzene	0.24 ppbv / 1.4 µg/m^3
1303139A-04A	TO-15	1,4-Dichlorobenzene	0.26 ppbv / 1.5 µg/m^3
1303139A-04A	TO-15	alpha-Chlorotoluene	0.15 ppbv / 0.77 µg/m^3
1303139A-04A	TO-15	1,2-Dichlorobenzene	0.24 ppbv / 1.4 µg/m^3
1303139A-04A	TO-15	1,2,4-Trichlorobenzene	1.0 ppbv / 7.4 µg/m^3
1303139A-04A	TO-15	Hexachlorobutadiene	0.57 ppbv / 6.1 µg/m^3
1303139B-04A	ASTM D-1945	Methane	0.000030%
1303139B-04A	ASTM D-1945	Oxygen	0.016%
1303139B-04A	ASTM D-1945	Nitrogen	0.098%
1303139C-04A	TO-3	TPH (C2-C10) ref. to gasoline	0.010 ppmv/0.043 µg/L

Analytical data that were reported non-detect or at concentrations greater than five times (5X) the associated blank concentration did not require qualification. No qualification of data was required.

5.0 Laboratory Control Sample

Were LCS recoveries within evaluation criteria?

No

LCS/ LCSD ID	Parameter	Analyte	LCS/LCSD Recovery	RPD	LCS/LCSD /RPD Criteria
1303139A-06A/AA	TO-15	3-Chloropropene	**139**/116	18	70-130/25
1303139A-06A/AA	TO-15	4-Methyl-2-pentanone	**136**/129	5	70-130/25
1303139A-06A/AA	TO-15	alpha-Chlorotoluene	**132**/123	7	70-130/25

Analytical data reported as non-detect and associated with LCS recoveries above evaluation criteria, indicating a possible high bias, did not require qualification. No qualification of data was required.

6.0 Surrogate Recoveries

Were surrogate recoveries within evaluation criteria?

No

Sample ID	Parameter	Surrogate	Recovery (%)	Criteria (%)
EXH-SVE-03012013	TO-3	Fluorobenzene	**165**	75-150
Main Header-SVE-03012013	TO-3	Fluorobenzene	**226**	75-150

Analytical data that required qualification based on surrogate data are included in the table below.

Sample ID	Parameter	Analyte	Qualification
EXH-SVE-03012013	TO-3	TPH (C2-C10) ref. to gasoline	**J**
Main Header-SVE-03012013	TO-3	TPH (C2-C10) ref. to gasoline	**J**

7.0 Matrix Spike and Matrix Spike Duplicate Recoveries

Were MS/MSD samples analyzed as part of this SDG?

MS/MSD samples are not applicable for vapor samples due to the inability to spike the samples in summa canisters.

8.0 Laboratory Duplicate Results

Were laboratory duplicate samples collected as part of this SDG?

No

9.0 Field Duplicate Results

Were field duplicate samples collected as part of this SDG?

No

10.0 Sample Dilutions

For samples that were diluted and nondetect, were undiluted results also reported?

Not applicable; analytes were detected in samples that were diluted.

11.0 Additional Qualifications

Were additional qualifications applied?

No

eurofins | Air Toxics

3/20/2013
Ms. Elizabeth Kunkel
URS Corporation
1001 Highlands Plaza Dr. West
Suite 300
St. Louis MO 63110

Project Name: Roxana SVE O&M
Project #: 21562850.05000
Workorder #: 1303139A

Dear Ms. Elizabeth Kunkel

The following report includes the data for the above referenced project for sample(s) received on 3/7/2013 at Air Toxics Ltd.

The data and associated QC analyzed by Modified TO-15 are compliant with the project requirements or laboratory criteria with the exception of the deviations noted in the attached case narrative.

Thank you for choosing Air Toxics Ltd. for your air analysis needs. Air Toxics Ltd. is committed to providing accurate data of the highest quality. Please feel free to contact the Project Manager: Kelly Buettner at 916-985-1000 if you have any questions regarding the data in this report.

Regards,

Kelly Buettner

Project Manager

Reviewed
on
3/22/2013

eurofins | Air Toxics

WORK ORDER #: 1303139A

Work Order Summary

CLIENT:	Ms. Elizabeth Kunkel URS Corporation 1001 Highlands Plaza Dr. West Suite 300 St. Louis, MO 63110	**BILL TO:**	Accounts Payable Austin URS Corporation P.O. BOX 203970 Austin, TX 78720-1088
PHONE:	314-743-4179	**P.O. #**	
FAX:		**PROJECT #**	21562850.05000 Roxana SVE O&M
DATE RECEIVED:	03/07/2013	**CONTACT:**	Kelly Buettner
DATE COMPLETED:	03/15/2013		

FRACTION #	NAME	TEST	RECEIPT VAC./PRES.	FINAL PRESSURE
01A	EXH-SVE-03012013	Modified TO-15	8.8 "Hg	14.8 psi
02A	MainHeader-SVE-03012013	Modified TO-15	9.2 "Hg	14.8 psi
03A	PWHeader-SVE-03012013	Modified TO-15	9 "Hg	14.8 psi
04A	Lab Blank	Modified TO-15	NA	NA
05A	CCV	Modified TO-15	NA	NA
06A	LCS	Modified TO-15	NA	NA
06AA	LCSD	Modified TO-15	NA	NA

CERTIFIED BY: Heidi Hayes DATE: 03/20/13

Technical Director

Certfication numbers: AZ Licensure AZ0775, CA NELAP - 12282CA, NY NELAP - 11291,
TX NELAP - T104704434-12-5, UT NELAP CA009332012-3, WA NELAP - C935
Name of Accrediting Agency: NELAP/ORELAP (Oregon Environmental Laboratory Accreditation Program)
Accreditation number: CA300005, Effective date: 10/18/2011, Expiration date: 10/17/2012.
Eurofins Air Toxics Ltd. certifies that the test results contained in this report meet all requirements of the NELAC standards

This report shall not be reproduced, except in full, without the written approval of Eurofins Air Toxics, Inc.

180 BLUE RAVINE ROAD, SUITE B FOLSOM, CA - 9563
(916) 985-1000 . (800) 985-5955 . FAX (916) 985-1020

LABORATORY NARRATIVE
EPA Method TO-15
URS Corporation
Workorder# 1303139A

Three 1 Liter Summa Canister samples were received on March 07, 2013. The laboratory performed analysis via EPA Method TO-15 using GC/MS in the full scan mode.

This workorder was independently validated prior to submittal using 'USEPA National Functional Guidelines' as generally applied to the analysis of volatile organic compounds in air. A rules-based, logic driven, independent validation engine was employed to assess completeness, evaluate pass/fail of relevant project quality control requirements and verification of all quantified amounts.

Receiving Notes

There were no receiving discrepancies.

Analytical Notes

As per client project requirements, the laboratory has reported estimated values for target compound hits that are below the Reporting Limit but greater than the Method Detection Limit. Concentrations that are below the level at which the canister was certified (0.2 ppbv for compounds reported at 0.5 ppbv and 0.8 ppbv for compounds reported at 2.0 ppbv) may be false positives.

Dilution was performed on all of the samples due to the presence of high level target species.

All Quality Control Limit exceedances and affected sample results are noted by flags. Each flag is defined at the bottom of this Case Narrative and on each Sample Result Summary page.

Definition of Data Qualifying Flags

Eight qualifiers may have been used on the data analysis sheets and indicates as follows:

B - Compound present in laboratory blank greater than reporting limit (background subtraction not performed).

J - Estimated value.

E - Exceeds instrument calibration range.

S - Saturated peak.

Q - Exceeds quality control limits.

U - Compound analyzed for but not detected above the reporting limit.

UJ- Non-detected compound associated with low bias in the CCV and/or LCS.

N - The identification is based on presumptive evidence.

File extensions may have been used on the data analysis sheets and indicates as follows:

a-File was requantified

b-File was quantified by a second column and detector

r1-File was requantified for the purpose of reissue

Summary of Detected Compounds
EPA METHOD TO-15 GC/MS FULL SCAN

Client Sample ID: EXH-SVE-03012013

Lab ID#: 1303139A-01A

Compound	Rpt. Limit (ppbv)	Amount (ppbv)	Rpt. Limit (ug/m3)	Amount (ug/m3)
Acetone	360	64 J	840	150 J
Carbon Disulfide	140	44 J	440	140 J
Methylene Chloride	360	7.8 J	1200	27 J
Hexane	36	3400	120	12000
Cyclohexane	36	760	120	2600
2,2,4-Trimethylpentane	36	2600	160	12000
Benzene	36	2100	110	6600
Heptane	36	670	140	2800
Toluene	36	180	130	670
Tetrachloroethene	36	8.7 J	240	59 J
Ethyl Benzene	36	58	150	250
m,p-Xylene	36	120	150	530
o-Xylene	36	25 J	150	110 J
Propylbenzene	36	3.9 J	170	19 J
Butane	140	10000	340	24000
Isopentane	140	12000	420	36000

Client Sample ID: MainHeader-SVE-03012013

Lab ID#: 1303139A-02A

Compound	Rpt. Limit (ppbv)	Amount (ppbv)	Rpt. Limit (ug/m3)	Amount (ug/m3)
Acetone	58000	8100 J	140000	19000 J
Carbon Disulfide	23000	7900 J	72000	25000 J
Methylene Chloride	58000	1500 J	200000	5200 J
Hexane	5800	650000	20000	2300000
Cyclohexane	5800	130000	20000	440000
2,2,4-Trimethylpentane	5800	460000	27000	2200000
Benzene	5800	30000	18000	97000
Heptane	5800	98000	24000	400000
Toluene	5800	26000	22000	97000
Ethyl Benzene	5800	8100	25000	35000
m,p-Xylene	5800	16000	25000	71000
o-Xylene	5800	3400 J	25000	15000 J

Summary of Detected Compounds
EPA METHOD TO-15 GC/MS FULL SCAN

Client Sample ID: MainHeader-SVE-03012013

Lab ID#: 1303139A-02A

Butane	23000	1800000	55000	4400000
Isopentane	23000	2000000	68000	5800000

Client Sample ID: PWHeader-SVE-03012013

Lab ID#: 1303139A-03A

Compound	Rpt. Limit (ppbv)	Amount (ppbv)	Rpt. Limit (ug/m3)	Amount (ug/m3)
Acetone	29000	5900 J	68000	14000 J
Carbon Disulfide	11000	6900 J	36000	22000 J
Methylene Chloride	29000	940 J	99000	3300 J
Hexane	2900	75000	10000	260000
Cyclohexane	2900	18000	9800	60000
2,2,4-Trimethylpentane	2900	55000	13000	260000
Benzene	2900	510000	9100	1600000
Heptane	2900	9800	12000	40000
Toluene	2900	880 J	11000	3300 J
Ethyl Benzene	2900	690 J	12000	3000 J
m,p-Xylene	2900	690 J	12000	3000 J
1,2,4-Trichlorobenzene	11000	750 J	85000	5600 J
Butane	11000	380000	27000	890000
Isopentane	11000	840000	34000	2500000

eurofins | Air Toxics

Client Sample ID: EXH-SVE-03012013

Lab ID#: 1303139A-01A

EPA METHOD TO-15 GC/MS FULL SCAN

File Name:	**p031413**	**Date of Collection:**	**3/1/13 10:40:00 AM**
Dil. Factor:	**71.0**	**Date of Analysis:**	**3/14/13 05:22 PM**

Compound	Rpt. Limit (ppbv)	Amount (ppbv)	Rpt. Limit (ug/m3)	Amount (ug/m3)
Freon 12	36	Not Detected	180	Not Detected
Freon 114	36	Not Detected	250	Not Detected
Chloromethane	360	Not Detected	730	Not Detected
Vinyl Chloride	36	Not Detected	91	Not Detected
1,3-Butadiene	36	Not Detected	78	Not Detected
Bromomethane	360	Not Detected	1400	Not Detected
Chloroethane	140	Not Detected	370	Not Detected
Freon 11	36	Not Detected	200	Not Detected
Ethanol	140	Not Detected	270	Not Detected
Freon 113	36	Not Detected	270	Not Detected
1,1-Dichloroethene	36	Not Detected	140	Not Detected
Acetone	360	64 J	840	150 J
2-Propanol	140	Not Detected	350	Not Detected
Carbon Disulfide	140	44 J	440	140 J
3-Chloropropene	140	Not Detected	440	Not Detected
Methylene Chloride	360	7.8 J	1200	27 J
Methyl tert-butyl ether	36	Not Detected	130	Not Detected
trans-1,2-Dichloroethene	36	Not Detected	140	Not Detected
Hexane	36	3400	120	12000
1,1-Dichloroethane	36	Not Detected	140	Not Detected
2-Butanone (Methyl Ethyl Ketone)	140	Not Detected	420	Not Detected
cis-1,2-Dichloroethene	36	Not Detected	140	Not Detected
Tetrahydrofuran	36	Not Detected	100	Not Detected
Chloroform	36	Not Detected	170	Not Detected
1,1,1-Trichloroethane	36	Not Detected	190	Not Detected
Cyclohexane	36	760	120	2600
Carbon Tetrachloride	36	Not Detected	220	Not Detected
2,2,4-Trimethylpentane	36	2600	160	12000
Benzene	36	2100	110	6600
1,2-Dichloroethane	36	Not Detected	140	Not Detected
Heptane	36	670	140	2800
Trichloroethene	36	Not Detected	190	Not Detected
1,2-Dichloropropane	36	Not Detected	160	Not Detected
1,4-Dioxane	140	Not Detected	510	Not Detected
Bromodichloromethane	36	Not Detected	240	Not Detected
cis-1,3-Dichloropropene	36	Not Detected	160	Not Detected
4-Methyl-2-pentanone	36	Not Detected	140	Not Detected
Toluene	36	180	130	670
trans-1,3-Dichloropropene	36	Not Detected	160	Not Detected
1,1,2-Trichloroethane	36	Not Detected	190	Not Detected
Tetrachloroethene	36	8.7 J	240	59 J
2-Hexanone	140	Not Detected	580	Not Detected

eurofins | Air Toxics

Client Sample ID: EXH-SVE-03012013

Lab ID#: 1303139A-01A

EPA METHOD TO-15 GC/MS FULL SCAN

File Name:	**p031413**	**Date of Collection: 3/1/13 10:40:00 AM**	
Dil. Factor:	**71.0**	**Date of Analysis: 3/14/13 05:22 PM**	

Compound	Rpt. Limit (ppbv)	Amount (ppbv)	Rpt. Limit (ug/m3)	Amount (ug/m3)
Dibromochloromethane	36	Not Detected	300	Not Detected
1,2-Dibromoethane (EDB)	36	Not Detected	270	Not Detected
Chlorobenzene	36	Not Detected	160	Not Detected
Ethyl Benzene	36	58	150	250
m,p-Xylene	36	120	150	530
o-Xylene	36	25 J	150	110 J
Styrene	36	Not Detected	150	Not Detected
Bromoform	36	Not Detected	370	Not Detected
Cumene	36	Not Detected	170	Not Detected
1,1,2,2-Tetrachloroethane	36	Not Detected	240	Not Detected
Propylbenzene	36	3.9 J	170	19 J
4-Ethyltoluene	36	Not Detected	170	Not Detected
1,3,5-Trimethylbenzene	36	Not Detected	170	Not Detected
1,2,4-Trimethylbenzene	36	Not Detected	170	Not Detected
1,3-Dichlorobenzene	36	Not Detected	210	Not Detected
1,4-Dichlorobenzene	36	Not Detected	210	Not Detected
alpha-Chlorotoluene	36	Not Detected	180	Not Detected
1,2-Dichlorobenzene	36	Not Detected	210	Not Detected
1,2,4-Trichlorobenzene	140	Not Detected	1000	Not Detected
Hexachlorobutadiene	140	Not Detected	1500	Not Detected
Butane	140	10000	340	24000
Isopentane	140	12000	420	36000

J = Estimated value.

Container Type: 1 Liter Summa Canister

Surrogates	%Recovery	Method Limits
Toluene-d8	98	70-130
1,2-Dichloroethane-d4	92	70-130
4-Bromofluorobenzene	105	70-130

eurofins | Air Toxics

Client Sample ID: MainHeader-SVE-03012013

Lab ID#: 1303139A-02A

EPA METHOD TO-15 GC/MS FULL SCAN

File Name:	**p031414**	**Date of Collection: 3/1/13 10:50:00 AM**	
Dil. Factor:	**11600**	**Date of Analysis: 3/14/13 06:17 PM**	

Compound	Rpt. Limit (ppbv)	Amount (ppbv)	Rpt. Limit (ug/m3)	Amount (ug/m3)
Freon 12	5800	Not Detected	29000	Not Detected
Freon 114	5800	Not Detected	40000	Not Detected
Chloromethane	58000	Not Detected	120000	Not Detected
Vinyl Chloride	5800	Not Detected	15000	Not Detected
1,3-Butadiene	5800	Not Detected	13000	Not Detected
Bromomethane	58000	Not Detected	220000	Not Detected
Chloroethane	23000	Not Detected	61000	Not Detected
Freon 11	5800	Not Detected	32000	Not Detected
Ethanol	23000	Not Detected	44000	Not Detected
Freon 113	5800	Not Detected	44000	Not Detected
1,1-Dichloroethene	5800	Not Detected	23000	Not Detected
Acetone	58000	8100 J	140000	19000 J
2-Propanol	23000	Not Detected	57000	Not Detected
Carbon Disulfide	23000	7900 J	72000	25000 J
3-Chloropropene	23000	Not Detected	73000	Not Detected
Methylene Chloride	58000	1500 J	200000	5200 J
Methyl tert-butyl ether	5800	Not Detected	21000	Not Detected
trans-1,2-Dichloroethene	5800	Not Detected	23000	Not Detected
Hexane	5800	650000	20000	2300000
1,1-Dichloroethane	5800	Not Detected	23000	Not Detected
2-Butanone (Methyl Ethyl Ketone)	23000	Not Detected	68000	Not Detected
cis-1,2-Dichloroethene	5800	Not Detected	23000	Not Detected
Tetrahydrofuran	5800	Not Detected	17000	Not Detected
Chloroform	5800	Not Detected	28000	Not Detected
1,1,1-Trichloroethane	5800	Not Detected	32000	Not Detected
Cyclohexane	5800	130000	20000	440000
Carbon Tetrachloride	5800	Not Detected	36000	Not Detected
2,2,4-Trimethylpentane	5800	460000	27000	2200000
Benzene	5800	30000	18000	97000
1,2-Dichloroethane	5800	Not Detected	23000	Not Detected
Heptane	5800	98000	24000	400000
Trichloroethene	5800	Not Detected	31000	Not Detected
1,2-Dichloropropane	5800	Not Detected	27000	Not Detected
1,4-Dioxane	23000	Not Detected	84000	Not Detected
Bromodichloromethane	5800	Not Detected	39000	Not Detected
cis-1,3-Dichloropropene	5800	Not Detected	26000	Not Detected
4-Methyl-2-pentanone	5800	Not Detected	24000	Not Detected
Toluene	5800	26000	22000	97000
trans-1,3-Dichloropropene	5800	Not Detected	26000	Not Detected
1,1,2-Trichloroethane	5800	Not Detected	32000	Not Detected
Tetrachloroethene	5800	Not Detected	39000	Not Detected
2-Hexanone	23000	Not Detected	95000	Not Detected

Client Sample ID: MainHeader-SVE-03012013

Lab ID#: 1303139A-02A

EPA METHOD TO-15 GC/MS FULL SCAN

File Name:	**p031414**	**Date of Collection:**	**3/1/13 10:50:00 AM**
Dil. Factor:	**11600**	**Date of Analysis:**	**3/14/13 06:17 PM**

Compound	Rpt. Limit (ppbv)	Amount (ppbv)	Rpt. Limit (ug/m3)	Amount (ug/m3)
Dibromochloromethane	5800	Not Detected	49000	Not Detected
1,2-Dibromoethane (EDB)	5800	Not Detected	44000	Not Detected
Chlorobenzene	5800	Not Detected	27000	Not Detected
Ethyl Benzene	5800	8100	25000	35000
m,p-Xylene	5800	16000	25000	71000
o-Xylene	5800	3400 J	25000	15000 J
Styrene	5800	Not Detected	25000	Not Detected
Bromoform	5800	Not Detected	60000	Not Detected
Cumene	5800	Not Detected	28000	Not Detected
1,1,2,2-Tetrachloroethane	5800	Not Detected	40000	Not Detected
Propylbenzene	5800	Not Detected	28000	Not Detected
4-Ethyltoluene	5800	Not Detected	28000	Not Detected
1,3,5-Trimethylbenzene	5800	Not Detected	28000	Not Detected
1,2,4-Trimethylbenzene	5800	Not Detected	28000	Not Detected
1,3-Dichlorobenzene	5800	Not Detected	35000	Not Detected
1,4-Dichlorobenzene	5800	Not Detected	35000	Not Detected
alpha-Chlorotoluene	5800	Not Detected	30000	Not Detected
1,2-Dichlorobenzene	5800	Not Detected	35000	Not Detected
1,2,4-Trichlorobenzene	23000	Not Detected	170000	Not Detected
Hexachlorobutadiene	23000	Not Detected	250000	Not Detected
Butane	23000	1800000	55000	4400000
Isopentane	23000	2000000	68000	5800000

J = Estimated value.

Container Type: 1 Liter Summa Canister

Surrogates	%Recovery	Method Limits
Toluene-d8	90	70-130
1,2-Dichloroethane-d4	100	70-130
4-Bromofluorobenzene	102	70-130

eurofins | Air Toxics

Client Sample ID: PWHeader-SVE-03012013

Lab ID#: 1303139A-03A

EPA METHOD TO-15 GC/MS FULL SCAN

File Name:	**p031415**	**Date of Collection: 3/1/13 11:05:00 AM**	
Dil. Factor:	**5720**	**Date of Analysis: 3/14/13 06:57 PM**	

Compound	Rpt. Limit (ppbv)	Amount (ppbv)	Rpt. Limit (ug/m3)	Amount (ug/m3)
Freon 12	2900	Not Detected	14000	Not Detected
Freon 114	2900	Not Detected	20000	Not Detected
Chloromethane	29000	Not Detected	59000	Not Detected
Vinyl Chloride	2900	Not Detected	7300	Not Detected
1,3-Butadiene	2900	Not Detected	6300	Not Detected
Bromomethane	29000	Not Detected	110000	Not Detected
Chloroethane	11000	Not Detected	30000	Not Detected
Freon 11	2900	Not Detected	16000	Not Detected
Ethanol	11000	Not Detected	22000	Not Detected
Freon 113	2900	Not Detected	22000	Not Detected
1,1-Dichloroethene	2900	Not Detected	11000	Not Detected
Acetone	29000	5900 J	68000	14000 J
2-Propanol	11000	Not Detected	28000	Not Detected
Carbon Disulfide	11000	6900 J	36000	22000 J
3-Chloropropene	11000	Not Detected	36000	Not Detected
Methylene Chloride	29000	940 J	99000	3300 J
Methyl tert-butyl ether	2900	Not Detected	10000	Not Detected
trans-1,2-Dichloroethene	2900	Not Detected	11000	Not Detected
Hexane	2900	75000	10000	260000
1,1-Dichloroethane	2900	Not Detected	12000	Not Detected
2-Butanone (Methyl Ethyl Ketone)	11000	Not Detected	34000	Not Detected
cis-1,2-Dichloroethene	2900	Not Detected	11000	Not Detected
Tetrahydrofuran	2900	Not Detected	8400	Not Detected
Chloroform	2900	Not Detected	14000	Not Detected
1,1,1-Trichloroethane	2900	Not Detected	16000	Not Detected
Cyclohexane	2900	18000	9800	60000
Carbon Tetrachloride	2900	Not Detected	18000	Not Detected
2,2,4-Trimethylpentane	2900	55000	13000	260000
Benzene	2900	510000	9100	1600000
1,2-Dichloroethane	2900	Not Detected	12000	Not Detected
Heptane	2900	9800	12000	40000
Trichloroethene	2900	Not Detected	15000	Not Detected
1,2-Dichloropropane	2900	Not Detected	13000	Not Detected
1,4-Dioxane	11000	Not Detected	41000	Not Detected
Bromodichloromethane	2900	Not Detected	19000	Not Detected
cis-1,3-Dichloropropene	2900	Not Detected	13000	Not Detected
4-Methyl-2-pentanone	2900	Not Detected	12000	Not Detected
Toluene	2900	880 J	11000	3300 J
trans-1,3-Dichloropropene	2900	Not Detected	13000	Not Detected
1,1,2-Trichloroethane	2900	Not Detected	16000	Not Detected
Tetrachloroethene	2900	Not Detected	19000	Not Detected
2-Hexanone	11000	Not Detected	47000	Not Detected

eurofins | Air Toxics

Client Sample ID: PWHeader-SVE-03012013

Lab ID#: 1303139A-03A

EPA METHOD TO-15 GC/MS FULL SCAN

File Name:	**p031415**	**Date of Collection: 3/1/13 11:05:00 AM**	
Dil. Factor:	**5720**	**Date of Analysis: 3/14/13 06:57 PM**	

Compound	Rpt. Limit (ppbv)	Amount (ppbv)	Rpt. Limit (ug/m3)	Amount (ug/m3)
Dibromochloromethane	2900	Not Detected	24000	Not Detected
1,2-Dibromoethane (EDB)	2900	Not Detected	22000	Not Detected
Chlorobenzene	2900	Not Detected	13000	Not Detected
Ethyl Benzene	2900	690 J	12000	3000 J
m,p-Xylene	2900	690 J	12000	3000 J
o-Xylene	2900	Not Detected	12000	Not Detected
Styrene	2900	Not Detected	12000	Not Detected
Bromoform	2900	Not Detected	30000	Not Detected
Cumene	2900	Not Detected	14000	Not Detected
1,1,2,2-Tetrachloroethane	2900	Not Detected	20000	Not Detected
Propylbenzene	2900	Not Detected	14000	Not Detected
4-Ethyltoluene	2900	Not Detected	14000	Not Detected
1,3,5-Trimethylbenzene	2900	Not Detected	14000	Not Detected
1,2,4-Trimethylbenzene	2900	Not Detected	14000	Not Detected
1,3-Dichlorobenzene	2900	Not Detected	17000	Not Detected
1,4-Dichlorobenzene	2900	Not Detected	17000	Not Detected
alpha-Chlorotoluene	2900	Not Detected	15000	Not Detected
1,2-Dichlorobenzene	2900	Not Detected	17000	Not Detected
1,2,4-Trichlorobenzene	11000	750 J	85000	5600 J
Hexachlorobutadiene	11000	Not Detected	120000	Not Detected
Butane	11000	380000	27000	890000
Isopentane	11000	840000	34000	2500000

J = Estimated value.

Container Type: 1 Liter Summa Canister

Surrogates	%Recovery	Method Limits
Toluene-d8	96	70-130
1,2-Dichloroethane-d4	98	70-130
4-Bromofluorobenzene	106	70-130

Client Sample ID: Lab Blank

Lab ID#: 1303139A-04A

EPA METHOD TO-15 GC/MS FULL SCAN

File Name:	**p031406a**	**Date of Collection: NA**	
Dil. Factor:	**1.00**	**Date of Analysis: 3/14/13 12:12 PM**	

Compound	Rpt. Limit (ppbv)	Amount (ppbv)	Rpt. Limit (ug/m3)	Amount (ug/m3)
Freon 12	0.50	Not Detected	2.5	Not Detected
Freon 114	0.50	Not Detected	3.5	Not Detected
Chloromethane	5.0	Not Detected	10	Not Detected
Vinyl Chloride	0.50	Not Detected	1.3	Not Detected
1,3-Butadiene	0.50	Not Detected	1.1	Not Detected
Bromomethane	5.0	0.28 J	19	1.1 J
Chloroethane	2.0	Not Detected	5.3	Not Detected
Freon 11	0.50	Not Detected	2.8	Not Detected
Ethanol	2.0	Not Detected	3.8	Not Detected
Freon 113	0.50	Not Detected	3.8	Not Detected
1,1-Dichloroethene	0.50	Not Detected	2.0	Not Detected
Acetone	5.0	Not Detected	12	Not Detected
2-Propanol	2.0	Not Detected	4.9	Not Detected
Carbon Disulfide	2.0	0.50 J	6.2	1.5 J
3-Chloropropene	2.0	Not Detected	6.3	Not Detected
Methylene Chloride	5.0	0.14 J	17	0.49 J
Methyl tert-butyl ether	0.50	Not Detected	1.8	Not Detected
trans-1,2-Dichloroethene	0.50	Not Detected	2.0	Not Detected
Hexane	0.50	Not Detected	1.8	Not Detected
1,1-Dichloroethane	0.50	Not Detected	2.0	Not Detected
2-Butanone (Methyl Ethyl Ketone)	2.0	Not Detected	5.9	Not Detected
cis-1,2-Dichloroethene	0.50	Not Detected	2.0	Not Detected
Tetrahydrofuran	0.50	Not Detected	1.5	Not Detected
Chloroform	0.50	Not Detected	2.4	Not Detected
1,1,1-Trichloroethane	0.50	Not Detected	2.7	Not Detected
Cyclohexane	0.50	Not Detected	1.7	Not Detected
Carbon Tetrachloride	0.50	Not Detected	3.1	Not Detected
2,2,4-Trimethylpentane	0.50	Not Detected	2.3	Not Detected
Benzene	0.50	Not Detected	1.6	Not Detected
1,2-Dichloroethane	0.50	Not Detected	2.0	Not Detected
Heptane	0.50	Not Detected	2.0	Not Detected
Trichloroethene	0.50	Not Detected	2.7	Not Detected
1,2-Dichloropropane	0.50	Not Detected	2.3	Not Detected
1,4-Dioxane	2.0	Not Detected	7.2	Not Detected
Bromodichloromethane	0.50	Not Detected	3.4	Not Detected
cis-1,3-Dichloropropene	0.50	Not Detected	2.3	Not Detected
4-Methyl-2-pentanone	0.50	Not Detected	2.0	Not Detected
Toluene	0.50	0.036 J	1.9	0.14 J
trans-1,3-Dichloropropene	0.50	Not Detected	2.3	Not Detected
1,1,2-Trichloroethane	0.50	Not Detected	2.7	Not Detected
Tetrachloroethene	0.50	Not Detected	3.4	Not Detected
2-Hexanone	2.0	Not Detected	8.2	Not Detected

eurofins | Air Toxics

Client Sample ID: Lab Blank

Lab ID#: 1303139A-04A

EPA METHOD TO-15 GC/MS FULL SCAN

File Name:	**p031406a**	**Date of Collection: NA**	
Dil. Factor:	**1.00**	**Date of Analysis: 3/14/13 12:12 PM**	

Compound	Rpt. Limit (ppbv)	Amount (ppbv)	Rpt. Limit (ug/m3)	Amount (ug/m3)
Dibromochloromethane	0.50	Not Detected	4.2	Not Detected
1,2-Dibromoethane (EDB)	0.50	Not Detected	3.8	Not Detected
Chlorobenzene	0.50	0.071 J	2.3	0.33 J
Ethyl Benzene	0.50	Not Detected	2.2	Not Detected
m,p-Xylene	0.50	Not Detected	2.2	Not Detected
o-Xylene	0.50	Not Detected	2.2	Not Detected
Styrene	0.50	Not Detected	2.1	Not Detected
Bromoform	0.50	Not Detected	5.2	Not Detected
Cumene	0.50	Not Detected	2.4	Not Detected
1,1,2,2-Tetrachloroethane	0.50	Not Detected	3.4	Not Detected
Propylbenzene	0.50	0.077 J	2.4	0.38 J
4-Ethyltoluene	0.50	0.087 J	2.4	0.43 J
1,3,5-Trimethylbenzene	0.50	0.14 J	2.4	0.69 J
1,2,4-Trimethylbenzene	0.50	0.13 J	2.4	0.64 J
1,3-Dichlorobenzene	0.50	0.24 J	3.0	1.4 J
1,4-Dichlorobenzene	0.50	0.26 J	3.0	1.5 J
alpha-Chlorotoluene	0.50	0.15 J	2.6	0.77 J
1,2-Dichlorobenzene	0.50	0.24 J	3.0	1.4 J
1,2,4-Trichlorobenzene	2.0	1.0 J	15	7.4 J
Hexachlorobutadiene	2.0	0.57 J	21	6.1 J
Butane	2.0	Not Detected	4.8	Not Detected
Isopentane	2.0	Not Detected	5.9	Not Detected

J = Estimated value.

Container Type: NA - Not Applicable

Surrogates	%Recovery	Method Limits
Toluene-d8	105	70-130
1,2-Dichloroethane-d4	94	70-130
4-Bromofluorobenzene	98	70-130

eurofins | Air Toxics

Client Sample ID: CCV

Lab ID#: 1303139A-05A

EPA METHOD TO-15 GC/MS FULL SCAN

File Name:	**p031402**	**Date of Collection: NA**	
Dil. Factor:	**1.00**	**Date of Analysis: 3/14/13 09:04 AM**	

Compound	%Recovery
Freon 12	105
Freon 114	108
Chloromethane	101
Vinyl Chloride	114
1,3-Butadiene	111
Bromomethane	113
Chloroethane	105
Freon 11	98
Ethanol	98
Freon 113	101
1,1-Dichloroethene	97
Acetone	97
2-Propanol	89
Carbon Disulfide	93
3-Chloropropene	96
Methylene Chloride	93
Methyl tert-butyl ether	98
trans-1,2-Dichloroethene	100
Hexane	106
1,1-Dichloroethane	108
2-Butanone (Methyl Ethyl Ketone)	98
cis-1,2-Dichloroethene	103
Tetrahydrofuran	94
Chloroform	96
1,1,1-Trichloroethane	101
Cyclohexane	109
Carbon Tetrachloride	100
2,2,4-Trimethylpentane	102
Benzene	89
1,2-Dichloroethane	88
Heptane	98
Trichloroethene	79
1,2-Dichloropropane	87
1,4-Dioxane	94
Bromodichloromethane	88
cis-1,3-Dichloropropene	103
4-Methyl-2-pentanone	107
Toluene	103
trans-1,3-Dichloropropene	121
1,1,2-Trichloroethane	101
Tetrachloroethene	103
2-Hexanone	96

eurofins | Air Toxics

Client Sample ID: CCV

Lab ID#: 1303139A-05A

EPA METHOD TO-15 GC/MS FULL SCAN

File Name:	**p031402**	**Date of Collection: NA**	
Dil. Factor:	**1.00**	**Date of Analysis: 3/14/13 09:04 AM**	

Compound	%Recovery
Dibromochloromethane	109
1,2-Dibromoethane (EDB)	102
Chlorobenzene	96
Ethyl Benzene	108
m,p-Xylene	111
o-Xylene	112
Styrene	117
Bromoform	110
Cumene	115
1,1,2,2-Tetrachloroethane	112
Propylbenzene	109
4-Ethyltoluene	114
1,3,5-Trimethylbenzene	117
1,2,4-Trimethylbenzene	114
1,3-Dichlorobenzene	119
1,4-Dichlorobenzene	124
alpha-Chlorotoluene	129
1,2-Dichlorobenzene	126
1,2,4-Trichlorobenzene	109
Hexachlorobutadiene	110
Butane	109
Isopentane	103

Container Type: NA - Not Applicable

Surrogates	%Recovery	Method Limits
Toluene-d8	106	70-130
1,2-Dichloroethane-d4	100	70-130
4-Bromofluorobenzene	104	70-130

Client Sample ID: LCS

Lab ID#: 1303139A-06A

EPA METHOD TO-15 GC/MS FULL SCAN

File Name:	**p031404**	**Date of Collection: NA**	
Dil. Factor:	**1.00**	**Date of Analysis: 3/14/13 10:21 AM**	

Compound	%Recovery
Freon 12	109
Freon 114	115
Chloromethane	104
Vinyl Chloride	124
1,3-Butadiene	116
Bromomethane	117
Chloroethane	118
Freon 11	106
Ethanol	77
Freon 113	105
1,1-Dichloroethene	107
Acetone	100
2-Propanol	100
Carbon Disulfide	121
3-Chloropropene	139 Q
Methylene Chloride	112
Methyl tert-butyl ether	111
trans-1,2-Dichloroethene	126
Hexane	104
1,1-Dichloroethane	98
2-Butanone (Methyl Ethyl Ketone)	104
cis-1,2-Dichloroethene	107
Tetrahydrofuran	105
Chloroform	102
1,1,1-Trichloroethane	113
Cyclohexane	128
Carbon Tetrachloride	113
2,2,4-Trimethylpentane	107
Benzene	105
1,2-Dichloroethane	100
Heptane	113
Trichloroethene	104
1,2-Dichloropropane	103
1,4-Dioxane	112
Bromodichloromethane	101
cis-1,3-Dichloropropene	126
4-Methyl-2-pentanone	136 Q
Toluene	120
trans-1,3-Dichloropropene	124
1,1,2-Trichloroethane	113
Tetrachloroethene	111
2-Hexanone	107

Client Sample ID: LCS

Lab ID#: 1303139A-06A

EPA METHOD TO-15 GC/MS FULL SCAN

File Name:	**p031404**	**Date of Collection: NA**	
Dil. Factor:	**1.00**	**Date of Analysis: 3/14/13 10:21 AM**	

Compound	%Recovery
Dibromochloromethane	107
1,2-Dibromoethane (EDB)	105
Chlorobenzene	100
Ethyl Benzene	111
m,p-Xylene	116
o-Xylene	118
Styrene	124
Bromoform	107
Cumene	119
1,1,2,2-Tetrachloroethane	95
Propylbenzene	112
4-Ethyltoluene	114
1,3,5-Trimethylbenzene	123
1,2,4-Trimethylbenzene	120
1,3-Dichlorobenzene	126
1,4-Dichlorobenzene	124
alpha-Chlorotoluene	132 Q
1,2-Dichlorobenzene	130
1,2,4-Trichlorobenzene	116
Hexachlorobutadiene	111
Butane	110
Isopentane	114

Q = Exceeds Quality Control limits.

Container Type: NA - Not Applicable

Surrogates	%Recovery	Method Limits
Toluene-d8	120	70-130
1,2-Dichloroethane-d4	97	70-130
4-Bromofluorobenzene	102	70-130

Client Sample ID: LCSD

Lab ID#: 1303139A-06AA

EPA METHOD TO-15 GC/MS FULL SCAN

File Name:	**p031405**	**Date of Collection: NA**	
Dil. Factor:	**1.00**	**Date of Analysis: 3/14/13 11:19 AM**	

Compound	%Recovery
Freon 12	104
Freon 114	108
Chloromethane	100
Vinyl Chloride	115
1,3-Butadiene	108
Bromomethane	103
Chloroethane	98
Freon 11	94
Ethanol	75
Freon 113	105
1,1-Dichloroethene	111
Acetone	103
2-Propanol	94
Carbon Disulfide	114
3-Chloropropene	116
Methylene Chloride	100
Methyl tert-butyl ether	99
trans-1,2-Dichloroethene	114
Hexane	98
1,1-Dichloroethane	94
2-Butanone (Methyl Ethyl Ketone)	99
cis-1,2-Dichloroethene	103
Tetrahydrofuran	95
Chloroform	94
1,1,1-Trichloroethane	99
Cyclohexane	110
Carbon Tetrachloride	96
2,2,4-Trimethylpentane	103
Benzene	106
1,2-Dichloroethane	93
Heptane	108
Trichloroethene	99
1,2-Dichloropropane	103
1,4-Dioxane	127
Bromodichloromethane	110
cis-1,3-Dichloropropene	119
4-Methyl-2-pentanone	129
Toluene	114
trans-1,3-Dichloropropene	121
1,1,2-Trichloroethane	114
Tetrachloroethene	110
2-Hexanone	113

Client Sample ID: LCSD

Lab ID#: 1303139A-06AA

EPA METHOD TO-15 GC/MS FULL SCAN

File Name:	**p031405**	**Date of Collection: NA**	
Dil. Factor:	**1.00**	**Date of Analysis: 3/14/13 11:19 AM**	

Compound	%Recovery
Dibromochloromethane	103
1,2-Dibromoethane (EDB)	101
Chlorobenzene	97
Ethyl Benzene	107
m,p-Xylene	112
o-Xylene	119
Styrene	120
Bromoform	103
Cumene	114
1,1,2,2-Tetrachloroethane	92
Propylbenzene	107
4-Ethyltoluene	111
1,3,5-Trimethylbenzene	115
1,2,4-Trimethylbenzene	113
1,3-Dichlorobenzene	119
1,4-Dichlorobenzene	117
alpha-Chlorotoluene	123
1,2-Dichlorobenzene	115
1,2,4-Trichlorobenzene	111
Hexachlorobutadiene	105
Butane	103
Isopentane	95

Container Type: NA - Not Applicable

Surrogates	%Recovery	Method Limits
Toluene-d8	119	70-130
1,2-Dichloroethane-d4	94	70-130
4-Bromofluorobenzene	101	70-130

1303139

Shell Oil Products Chain Of Custody Record

URS

Air Toxics LTD.
Project Name: Roxana SVE O&M
Project # 21562850.05000
Lab Vendor #

Please Check Appropriate Box: ☑ ENV. SERVICES ☐ MOTIVA RETAIL ☐ SHELL RETAIL ☐ MOTIVA SD&CM ☐ CONSULTANT ☐ LUBES ☐ SHELL PIPELINE ☐ OTHER

Print Bill To Contact Name: Robert Moosheglan

INCIDENT # (ENV. SERVICES): 9 7 2 - 8 6 4 0 ☐ CHECK IF NO INCIDENT # APPLIES

PO #:

SAP #: 3 4 0 0 6 1

DATE: 5-Mar-13

PAGE: 1 of 1

SAMPLING COMPANY: URS CORPORATION

LOG CODE:

SITE ADDRESS: Street and City: 900 SOUTH CENTRAL AVE – ROXANA

State: IL

GLOBAL ID NO.:

ADDRESS: 1001 HIGHLANDS PLAZA DRIVE WEST - SUITE 300, ST. LOUIS, MO 63110

EDF DELIVERABLE TO (Name, Company, Office Location): Elizabeth Kunkel, URS, St. Louis

PHONE NO.: 314-743-4179

E-MAIL: elizabeth_kunkel@urs.com

CONSULTANT PROJECT NAME#: Roxana SVE O&M

Laboratory Address: Air Toxics, LTD 180 Blue Ravine Road, Suite B, Folsom, CA 95630-4719

SAMPLER NAME(S) (Print): S. Wipfler, M. Currier

TELEPHONE: 314-429-0100

FAX: 314-429-0452

Bill To Contact E-MAIL: dave.palmer@urs.com

TURNAROUND TIME (CALENDAR DAYS): ☑ STANDARD (14 DAY) ☐ 5 DAYS ☐ 3 DAYS ☐ 2 DAYS ☐ 24 HOURS ☐ RESULTS NEEDED ON WEEKEND

☐ LA - RWQCB REPORT FORMAT ☑ UST AGENCY:

DELIVERABLES ☐ LEVEL 1 ☐ LEVEL 2 ☐ LEVEL 3 ☑ LEVEL 4 ☐ OTHER (SPECIFY) _____

☑ SHELL CONTRACT RATE APPLIES
☐ STATE REIMBURSEMENT RATE APPLIES
☐ EDD NOT NEEDED
☑ RECEIPT VERIFICATION REQUESTED

REQUESTED ANALYSIS

LAB USE ONLY	Field Sample Identification	SAMPLING DATE	SAMPLING TIME	Canister Number	Canister Pressure/Vacuum Initial	Final	Receipt	Final (psi)	Modified TO-15 + Butane & Isopentane	Modified ASTM D-1945 + BTU	Modified TO-3 (Sh)-TPHg		Sample PID (ppm)
01A	EXH-SVE-03012013	3/1/13	1040	37365	-29	-9			X	X	X		
02A	MainHeader-SVE-03012013	3/1/13	1050	2106	-29	-9			X	X	X		
03A	PWHeader-SVE-03012013	3/1/13	1105	37799	-29	-9			X	X	X		

Turn Around Time: ☑ Normal ☐ Rush Specify

Lab Use Only
Pressurized by:
Date:
Pressurization Gas: N_2 He

ADDITIONAL NOTES:
- 14 day hold time
- Report results between MDL and RL
- Level IV ECVP

FedEx
Custody Seal Intact? (Y) N None Temp N/A

	Relinquished by: (Signature)	Received by: (Signature)	Date	Time
		FEDEX	3/5/13	1700
	Relinquished by: (Signature)	Received by: (Signature) Kristi Decker ATL	03/07/13	0930
	Relinquished by: (Signature)	Received by: (Signature)	Date	Time

05/2/05 Revision

eurofins | Air Toxics

3/26/2013
Ms. Elizabeth Kunkel
URS Corporation
1001 Highlands Plaza Dr. West
Suite 300
St. Louis MO 63110

Project Name: Roxana SVE O&M
Project #: 21562850.05000
Workorder #: 1303139B

Dear Ms. Elizabeth Kunkel

The following report includes the data for the above referenced project for sample(s) received on 3/7/2013 at Air Toxics Ltd.

The data and associated QC analyzed by Modified ASTM D-1945 are compliant with the project requirements or laboratory criteria with the exception of the deviations noted in the attached case narrative.

Thank you for choosing Air Toxics Ltd. for your air analysis needs. Air Toxics Ltd. is committed to providing accurate data of the highest quality. Please feel free to contact the Project Manager: Kelly Buettner at 916-985-1000 if you have any questions regarding the data in this report.

Regards,

Kelly Buettner

Project Manager

Reviewed
on
3/27/2013

eurofins | Air Toxics

WORK ORDER #: 1303139B

Work Order Summary

CLIENT:	Ms. Elizabeth Kunkel URS Corporation 1001 Highlands Plaza Dr. West Suite 300 St. Louis, MO 63110	**BILL TO:**	Accounts Payable Austin URS Corporation P.O. BOX 203970 Austin, TX 78720-1088
PHONE:	314-743-4179	**P.O. #**	
FAX:		**PROJECT #**	21562850.05000 Roxana SVE O&M
DATE RECEIVED:	03/07/2013	**CONTACT:**	Kelly Buettner
DATE COMPLETED:	03/26/2013		

FRACTION #	NAME	TEST	RECEIPT VAC./PRES.	FINAL PRESSURE
01A	EXH-SVE-03012013	Modified ASTM D-1945	8.8 "Hg	14.8 psi
02A	MainHeader-SVE-03012013	Modified ASTM D-1945	9.2 "Hg	14.8 psi
03A	PWHeader-SVE-03012013	Modified ASTM D-1945	9 "Hg	14.8 psi
04A	Lab Blank	Modified ASTM D-1945	NA	NA
04B	Lab Blank	Modified ASTM D-1945	NA	NA
04C	Lab Blank	Modified ASTM D-1945	NA	NA
05A	LCS	Modified ASTM D-1945	NA	NA
05AA	LCSD	Modified ASTM D-1945	NA	NA
05B	LCS	Modified ASTM D-1945	NA	NA
05BB	LCSD	Modified ASTM D-1945	NA	NA
05C	LCS	Modified ASTM D-1945	NA	NA
05CC	LCSD	Modified ASTM D-1945	NA	NA

CERTIFIED BY: Heidi Hayes DATE: 03/26/13

Technical Director

Certification numbers: AZ Licensure AZ0775, CA NELAP - 12282CA, NY NELAP - 11291,
TX NELAP - T104704434-12-4, UT NELAP CA009332012-3, WA NELAP - C935
Name of Accrediting Agency: NELAP/ORELAP (Oregon Environmental Laboratory Accreditation Program)
Accreditation number: CA300005, Effective date: 10/18/2012, Expiration date: 10/17/2013.
Eurofins Air Toxics Ltd. certifies that the test results contained in this report meet all requirements of the NELAC standards

This report shall not be reproduced, except in full, without the written approval of Eurofins Air Toxics, Inc.

180 BLUE RAVINE ROAD, SUITE B FOLSOM, CA - 9563
(916) 985-1000 , (800) 985-5955 . FAX (916) 985-1020

LABORATORY NARRATIVE
Modified ASTM D-1946
URS Corporation
Workorder# 1303139B

Three 1 Liter Summa Canister samples were received on March 07, 2013. The laboratory performed analysis via Modified ASTM Method D-1946 for Methane and fixed gases in air using GC/FID or GC/TCD. The method involves direct injection of 1.0 mL of sample.

On the analytical column employed for this analysis, Oxygen coelutes with Argon. The corresponding peak is quantitated as Oxygen.

Since Nitrogen is used to pressurize samples, the reported Nitrogen values are calculated by adding all the sample components and subtracting from 100%.

Method modifications taken to run these samples are summarized in the table below. Specific project requirements may over-ride the ATL modifications.

Requirement	*ASTM D-1946*	*ATL Modifications*
Calibration	A single point calibration is performed using a reference standard closely matching the composition of the unknown.	A 3-point calibration curve is performed. Quantitation is based on a daily calibration standard which may or may not resemble the composition of the associated samples.
Reference Standard	The composition of any reference standard must be known to within 0.01 mol % for any component.	The standards used by ATL are blended to a >/= 95% accuracy.
Sample Injection Volume	Components whose concentrations are in excess of 5 % should not be analyzed by using sample volumes greater than 0.5 mL.	The sample container is connected directly to a fixed volume sample loop of 1.0 mL on the GC. Linear range is defined by the calibration curve. Bags are loaded by vacuum.
Normalization	Normalize the mole percent values by multiplying each value by 100 and dividing by the sum of the original values. The sum of the original values should not differ from 100% by more than 1.0%.	Results are not normalized. The sum of the reported values can differ from 100% by as much as 15%, either due to analytical variability or an unusual sample matrix.
Precision	Precision requirements established at each concentration level.	Duplicates should agree within 25% RPD for detections > 5 X's the RL.

Receiving Notes

There were no receiving discrepancies.

Analytical Notes

As per project specific client request the laboratory has reported estimated values for target compound hits that are below the Reporting Limit but greater than the Method Detection Limit. Concentrations that are below the level at which the canister was certified may be false positives.

Samples EXH-SVE-03012013, MainHeader-SVE-03012013 and PWHeader-SVE-03012013 were analyzed past the project specified 14-day hold time, but within the method required 30-day hold time.

The reported Samples for each daily batch may be derived from more than one analytical file.
The reporting limit for Nitrogen was raised from 0.10% to 0.50%.

The associated comprehensive validation package provided at a later date shows the time of analysis in GMT in the raw data files. Due to software limitations the time can not be adjusted however, the time on the final PDF and EDD reports is provided in PST.

Definition of Data Qualifying Flags

Seven qualifiers may have been used on the data analysis sheets and indicate as follows:
B - Compound present in laboratory blank greater than reporting limit.
J - Estimated value.
E - Exceeds instrument calibration range.
S - Saturated peak.
Q - Exceeds quality control limits.
U - Compound analyzed for but not detected above the detection limit.
M - Reported value may be biased due to apparent matrix interferences.
File extensions may have been used on the data analysis sheets and indicates as follows:
a-File was requantified
b-File was quantified by a second column and detector
r1-File was requantified for the purpose of reissue

eurofins | Air Toxics

Summary of Detected Compounds
NATURAL GAS ANALYSIS BY MODIFIED ASTM D-1945

Client Sample ID: EXH-SVE-03012013

Lab ID#: 1303139B-01A

Compound	Rpt. Limit (%)	Amount (%)
Oxygen	0.28	21
Nitrogen	1.4	78
Methane	0.00028	0.022
Carbon Dioxide	0.028	0.73
Isobutane	0.0028	0.000094 J
Butane	0.0028	0.00085 J
Isopentane	0.0028	0.0011 J
Pentane	0.0028	0.00043 J
C6+	0.028	0.0028 J

Client Sample ID: MainHeader-SVE-03012013

Lab ID#: 1303139B-02A

Compound	Rpt. Limit (%)	Amount (%)
Oxygen	0.29	12
Nitrogen	1.4	77
Methane	0.00029	3.1
Carbon Dioxide	0.029	7.0
Ethane	0.0029	0.00084 J
Propane	0.0029	0.0013 J
Isobutane	0.0029	0.021
Butane	0.0029	0.19
Neopentane	0.0029	0.00081 J
Isopentane	0.0029	0.22
Pentane	0.0029	0.084
C6+	0.029	0.63

Client Sample ID: PWHeader-SVE-03012013

Lab ID#: 1303139B-03A

Compound	Rpt. Limit (%)	Amount (%)
Oxygen	0.29	14
Nitrogen	1.4	75

eurofins | Air Toxics

Summary of Detected Compounds
NATURAL GAS ANALYSIS BY MODIFIED ASTM D-1945

Client Sample ID: PWHeader-SVE-03012013

Lab ID#: 1303139B-03A

Methane	0.00029	4.3
Carbon Dioxide	0.029	6.3
Ethane	0.0029	0.00027 J
Propane	0.0029	0.00013 J
Isobutane	0.0029	0.0045
Butane	0.0029	0.041
Neopentane	0.0029	0.00025 J
Isopentane	0.0029	0.093
Pentane	0.0029	0.039
C6+	0.029	0.18

eurofins | Air Toxics

Client Sample ID: EXH-SVE-03012013

Lab ID#: 1303139B-01A

NATURAL GAS ANALYSIS BY MODIFIED ASTM D-1945

File Name:	**9031943**	**Date of Collection: 3/1/13 10:40:00 AM**	
Dil. Factor:	**2.84**	**Date of Analysis: 3/20/13 09:00 AM**	

Compound	Rpt. Limit (%)	Amount (%)
Oxygen	0.28	21
Nitrogen	1.4	78
Carbon Monoxide	0.028	Not Detected
Methane	0.00028	0.022
Carbon Dioxide	0.028	0.73
Ethane	0.0028	Not Detected
Ethene	0.0028	Not Detected
Acetylene	0.0028	Not Detected
Propane	0.0028	Not Detected
Isobutane	0.0028	0.000094 J
Butane	0.0028	0.00085 J
Neopentane	0.0028	Not Detected
Isopentane	0.0028	0.0011 J
Pentane	0.0028	0.00043 J
C6+	0.028	0.0028 J
Hydrogen	0.028	Not Detected

J = Estimated value.

Total BTU/Cu.F. = 0.45

Total Sp. Gravity = 1.0

Container Type: 1 Liter Summa Canister

eurofins | Air Toxics

Client Sample ID: MainHeader-SVE-03012013

Lab ID#: 1303139B-02A

NATURAL GAS ANALYSIS BY MODIFIED ASTM D-1945

File Name:	**9031944**	**Date of Collection:**	**3/1/13 10:50:00 AM**
Dil. Factor:	**2.89**	**Date of Analysis:**	**3/20/13 09:27 AM**

Compound	Rpt. Limit (%)	Amount (%)
Oxygen	0.29	12
Nitrogen	1.4	77
Carbon Monoxide	0.029	Not Detected
Methane	0.00029	3.1
Carbon Dioxide	0.029	7.0
Ethane	0.0029	0.00084 J
Ethene	0.0029	Not Detected
Acetylene	0.0029	Not Detected
Propane	0.0029	0.0013 J
Isobutane	0.0029	0.021
Butane	0.0029	0.19
Neopentane	0.0029	0.00081 J
Isopentane	0.0029	0.22
Pentane	0.0029	0.084
C6+	0.029	0.63
Hydrogen	0.029	Not Detected

J = Estimated value.

Total BTU/Cu.F. = 80

Total Sp. Gravity = 1.0

Container Type: 1 Liter Summa Canister

eurofins | Air Toxics

Client Sample ID: PWHeader-SVE-03012013

Lab ID#: 1303139B-03A

NATURAL GAS ANALYSIS BY MODIFIED ASTM D-1945

File Name:	**9031945**	**Date of Collection:**	**3/1/13 11:05:00 AM**
Dil. Factor:	**2.86**	**Date of Analysis:**	**3/20/13 09:56 AM**

Compound	Rpt. Limit (%)	Amount (%)
Oxygen	0.29	14
Nitrogen	1.4	75
Carbon Monoxide	0.029	Not Detected
Methane	0.00029	4.3
Carbon Dioxide	0.029	6.3
Ethane	0.0029	0.00027 J
Ethene	0.0029	Not Detected
Acetylene	0.0029	Not Detected
Propane	0.0029	0.00013 J
Isobutane	0.0029	0.0045
Butane	0.0029	0.041
Neopentane	0.0029	0.00025 J
Isopentane	0.0029	0.093
Pentane	0.0029	0.039
C6+	0.029	0.18
Hydrogen	0.029	Not Detected

J = Estimated value.

Total BTU/Cu.F. = 59

Total Sp. Gravity = 1.0

Container Type: 1 Liter Summa Canister

eurofins | Air Toxics

Client Sample ID: Lab Blank

Lab ID#: 1303139B-04A

NATURAL GAS ANALYSIS BY MODIFIED ASTM D-1945

File Name:	**9031928a**	**Date of Collection: NA**	
Dil. Factor:	**1.00**	**Date of Analysis: 3/19/13 09:05 PM**	

Compound	Rpt. Limit (%)	Amount (%)
Methane	0.00010	0.000030 J
Ethane	0.0010	Not Detected
Ethene	0.0010	Not Detected
Acetylene	0.0010	Not Detected
Propane	0.0010	Not Detected
Isobutane	0.0010	Not Detected
Butane	0.0010	Not Detected
Neopentane	0.0010	Not Detected
Isopentane	0.0010	Not Detected
Pentane	0.0010	Not Detected
C6+	0.010	Not Detected

J = Estimated value.

Container Type: NA - Not Applicable

eurofins | Air Toxics

Client Sample ID: Lab Blank

Lab ID#: 1303139B-04B

NATURAL GAS ANALYSIS BY MODIFIED ASTM D-1945

File Name:	**10032005Ba**	**Date of Collection: NA**	
Dil. Factor:	**1.00**	**Date of Analysis: 3/20/13 01:11 PM**	

Compound	**Rpt. Limit (%)**	**Amount (%)**
Oxygen	0.10	0.016 J
Nitrogen	0.50	0.098 J
Carbon Monoxide	0.010	Not Detected
Carbon Dioxide	0.010	Not Detected

J = Estimated value.

Container Type: NA - Not Applicable

eurofins | Air Toxics

Client Sample ID: Lab Blank

Lab ID#: 1303139B-04C

NATURAL GAS ANALYSIS BY MODIFIED ASTM D-1945

File Name:	**10032004C**	**Date of Collection: NA**	
Dil. Factor:	**1.00**	**Date of Analysis: 3/20/13 12:47 PM**	

Compound	**Rpt. Limit (%)**	**Amount (%)**
Hydrogen	0.010	Not Detected

Container Type: NA - Not Applicable

eurofins | Air Toxics

Client Sample ID: LCS

Lab ID#: 1303139B-05A

NATURAL GAS ANALYSIS BY MODIFIED ASTM D-1945

File Name:	**9031927**	**Date of Collection: NA**	
Dil. Factor:	**1.00**	**Date of Analysis: 3/19/13 08:44 PM**	

Compound	%Recovery
Methane	99
Ethane	101
Ethene	100
Acetylene	97
Propane	100
Isobutane	103
Butane	101
Neopentane	100
Isopentane	100
Pentane	99
C6+	96

Container Type: NA - Not Applicable

eurofins | Air Toxics

Client Sample ID: LCSD

Lab ID#: 1303139B-05AA

NATURAL GAS ANALYSIS BY MODIFIED ASTM D-1945

File Name:	**9031953**	**Date of Collection: NA**	
Dil. Factor:	**1.00**	**Date of Analysis: 3/20/13 02:40 PM**	

Compound	%Recovery
Methane	99
Ethane	101
Ethene	100
Acetylene	97
Propane	100
Isobutane	103
Butane	101
Neopentane	100
Isopentane	100
Pentane	99
C6+	100

Container Type: NA - Not Applicable

eurofins | Air Toxics

Client Sample ID: LCS

Lab ID#: 1303139B-05B

NATURAL GAS ANALYSIS BY MODIFIED ASTM D-1945

File Name:	**10032002Ba**	**Date of Collection: NA**	
Dil. Factor:	**1.00**	**Date of Analysis: 3/20/13 07:02 PM**	

Compound	%Recovery
Oxygen	101
Nitrogen	100
Carbon Monoxide	100
Carbon Dioxide	101

Container Type: NA - Not Applicable

eurofins | Air Toxics

Client Sample ID: LCSD

Lab ID#: 1303139B-05BB

NATURAL GAS ANALYSIS BY MODIFIED ASTM D-1945

File Name:	**10032029Ba**	**Date of Collection: NA**	
Dil. Factor:	**1.00**	**Date of Analysis: 3/21/13 02:56 AM**	

Compound	%Recovery
Oxygen	101
Nitrogen	100
Carbon Monoxide	100
Carbon Dioxide	100

Container Type: NA - Not Applicable

eurofins | Air Toxics

Client Sample ID: LCS

Lab ID#: 1303139B-05C

NATURAL GAS ANALYSIS BY MODIFIED ASTM D-1945

File Name:	**10032030C**	**Date of Collection: NA**	
Dil. Factor:	**1.00**	**Date of Analysis: 3/21/13 03:20 AM**	

Compound	%Recovery
Hydrogen	100

Container Type: NA - Not Applicable

eurofins | Air Toxics

Client Sample ID: LCSD

Lab ID#: 1303139B-05CC

NATURAL GAS ANALYSIS BY MODIFIED ASTM D-1945

File Name:	**10032031C**	**Date of Collection: NA**	
Dil. Factor:	**1.00**	**Date of Analysis: 3/21/13 04:10 AM**	

Compound	%Recovery
Hydrogen	100

Container Type: NA - Not Applicable

1303139

Shell Oil Products Chain Of Custody Record

URS

Air Toxics LTD.
Project Name: Roxana SVE O&M
Project # 21562860.05000
Lab Vendor #

Please Check Appropriate Box:
☑ ENV. SERVICES ☐ MOTIVA RETAIL ☐ SHELL RETAIL
☐ MOTIVA S/B&CN ☐ CONSULTANT ☐ LUBES
☐ SHELL PIPELINE ☐ OTHER _____

Print Bill To Contact Name: Robert Mooshegian
PO #:
INCIDENT # (ENV SERVICES): 9 7 2 1 6 6 4 0
SAP #: 3 4 0 0 6 1
☐ CHECK IF NO INCIDENT # APPLIES
DATE: 5-Mar-13
PAGE: 1 of 1

SAMPLING COMPANY: URS CORPORATION
LOG CODE:
SITE ADDRESS: Street and City: 900 SOUTH CENTRAL AVE – ROXANA
State: IL
GLOBAL SITE #:

ADDRESS: 1001 HIGHLANDS PLAZA DRIVE WEST - SUITE 300, ST. LOUIS, MO 63110
EDF DELIVERABLE TO (Name, Company, Office Location): Elizabeth Kunkel, URS, St. Louis
PHONE NO: 314-743-4179
EMAIL:
CONSULTANT PROJECT NAME#: Roxana SVE O&M

Laboratory Address: Air Toxics, LTD 180 Blue Ravine Road, Suite B, Folsom, CA 95630-4719
SAMPLER NAME(S) (Print): S. Wipfler, M. Currier

TELEPHONE: 314-429-0100
FAX: 314-429-0452
Bill To Contact E-MAIL: dave.palmer@urs.com

TURNAROUND TIME (CALENDAR DAYS):
☑ STANDARD (14 DAY) ☐ 5 DAYS ☐ 3 DAYS ☐ 2 DAYS ☐ 24 HOURS ☐ RESULTS NEEDED ON WEEKEND

REQUESTED ANALYSIS

☐ JA - RWQCB REPORT FORMAT ☑ UST AGENCY:

DELIVERABLES ☐ LEVEL 1 ☐ LEVEL 2 ☐ LEVEL 3 ☑ LEVEL 4 ☐ OTHER (SPECIFY) _____

☑ SHELL CONTRACT RATE APPLIES
☐ STATE REIMBURSEMENT RATE APPLIES
☐ EDD NOT NEEDED
☑ RECEIPT VERIFICATION REQUESTED

Turn Around Time: ☑ Normal ☐ Rush ____ Specify

Lab Use Only
Pressurized by:
Date:
Pressurization Gas: N_2 He

Lab Use Only	Field Sample Identification	SAMPLING DATE	SAMPLING TIME	Canister Number	Canister Pressure/Vacuum Initial	Final	Receipt	Final (psi)	Modified TO-15 + Butane & Isopentane	Modified ASTM D-1945 + BTU	Modified TO-3 (Sh)-TPHg		Sample PID (ppm)
01A	EXH-SVE-03012013	3/1/13	1040	37365	-29	-9			X	X	X		
02A	MainHeader-SVE-03012013	3/1/13	1050	2106	-29	-9			X	X	X		
03A	PWHeader-SVE-03012013	3/1/13	1105	37799	-29	-9			X	X	X		

ADDITIONAL NOTES:
- 14 day hold time
- Report results between MDL and RL
- Level IV ECVP

FedEx
Custody Seal Intact?
(Y) N None Temp N/A

		Date	Time
Relinquished by: (Signature)	Received by: (Signature) FEDEX	3/5/13	1700
Relinquished by: (Signature)	Received by: (Signature) Kathy Becker ATL	03/07/13	0930
Relinquished by: (Signature)	Received by: (Signature)	Date	Time

05/08 Revision

eurofins | Air Toxics

3/21/2013
Ms. Elizabeth Kunkel
URS Corporation
1001 Highlands Plaza Dr. West
Suite 300
St. Louis MO 63110

Project Name: Roxana SVE O&M
Project #: 21562850.05000
Workorder #: 1303139C

Dear Ms. Elizabeth Kunkel

The following report includes the data for the above referenced project for sample(s) received on 3/7/2013 at Air Toxics Ltd.

The data and associated QC analyzed by Modified TO-3 are compliant with the project requirements or laboratory criteria with the exception of the deviations noted in the attached case narrative.

Thank you for choosing Air Toxics Ltd. for your air analysis needs. Air Toxics Ltd. is committed to providing accurate data of the highest quality. Please feel free to contact the Project Manager: Kelly Buettner at 916-985-1000 if you have any questions regarding the data in this report.

Regards,

Kelly Buettner
Project Manager

Reviewed
on
3/26/2013

eurofins | Air Toxics

WORK ORDER #: 1303139C

Work Order Summary

CLIENT:	Ms. Elizabeth Kunkel URS Corporation 1001 Highlands Plaza Dr. West Suite 300 St. Louis, MO 63110	**BILL TO:**	Accounts Payable Austin URS Corporation P.O. BOX 203970 Austin, TX 78720-1088
PHONE:	314-743-4179	**P.O. #**	
FAX:		**PROJECT #**	21562850.05000 Roxana SVE O&M
DATE RECEIVED:	03/07/2013	**CONTACT:**	Kelly Buettner
DATE COMPLETED:	03/21/2013		

FRACTION #	NAME	TEST	RECEIPT VAC./PRES.	FINAL PRESSURE
01A	EXH-SVE-03012013	Modified TO-3	8.8 "Hg	14.8 psi
02A	MainHeader-SVE-03012013	Modified TO-3	9.2 "Hg	14.8 psi
03A	PWHeader-SVE-03012013	Modified TO-3	9 "Hg	14.8 psi
04A	Lab Blank	Modified TO-3	NA	NA
05A	LCS	Modified TO-3	NA	NA
05AA	LCSD	Modified TO-3	NA	NA

CERTIFIED BY: Heidi Hayes DATE: 03/21/13

Technical Director

Certification numbers: AZ Licensure AZ0775, CA NELAP - 12282CA, NY NELAP - 11291,
TX NELAP - T104704434-12-4, UT NELAP CA009332012-3, WA NELAP - C935
Name of Accrediting Agency: NELAP/ORELAP (Oregon Environmental Laboratory Accreditation Program)
Accreditation number: CA300005, Effective date: 10/18/2012, Expiration date: 10/17/2013.
Eurofins Air Toxics Ltd. certifies that the test results contained in this report meet all requirements of the NELAC standards

This report shall not be reproduced, except in full, without the written approval of Eurofins Air Toxics, Inc.

180 BLUE RAVINE ROAD, SUITE B FOLSOM, CA - 9563
(916) 985-1000 . (800) 985-5955 . FAX (916) 985-1020

LABORATORY NARRATIVE
Modified TO-3
URS Corporation
Workorder# 1303139C

Three 1 Liter Summa Canister samples were received on March 07, 2013. The laboratory performed analysis for volatile organic compounds in air via modified EPA Method TO-3 using gas chromatography with flame ionization detection. The TPH results are calculated using the response of Gasoline. A molecular weight of 100 is used to convert the TPH ppmv result to ug/L. The method involves concentrating up to 200 mL of sample. The concentrated aliquot is then dry purged to remove water vapor prior to entering the chromatographic system.

Method modifications taken to run these samples are summarized in the table below. Specific project requirements may over-ride the ATL modifications.

Requirement	*TO-3*	*ATL Modifications*
Daily Calibration Standard Frequency	Prior to sample analysis and every 4 - 6 hrs	Prior to sample analysis and after the analytical batch </= 20 samples.
Initial Calibration Calculation	4-point calibration using a linear regression model	5-point calibration using avcrage Response Factor
Initial Calibration Frequency	Weekly	When daily calibration standard recovery is outside 75 - 125 %, or upon significant changes to procedure or instrumentation
Moisture Control	Nafion system	Sorbent system
Minimum Detection Limit (MDL)	Calculated using the equation DL = A+3.3S, where A is intercept of calibration line and S is the standard deviation of at least 3 reps of low level standard	40 CFR Pt. 136 App. B
Preparation of Standards	Levels aehieved through dilution of gas mixture	Levels achieved through loading various volumes of the gas mixture

Receiving Notes

There were no receiving discrepancies.

Analytical Notes

The recovery of surrogate Fluorobenzene in samples EXH-SVE-03012013 and MainHeader-SVE-03012013 was outside control limits due to high level hydrocarbon matrix interference. Data is reported as qualified.

As per project specific client request the laboratory has reported estimated values for target compound hits that are below the Reporting Limit but greater than the Method Detection Limit. Concentrations

that are below the level at which the canister was certified may be false positives.

Definition of Data Qualifying Flags

Seven qualifiers may have been used on the data analysis sheets and indicate as follows:
B - Compound present in laboratory blank greater than reporting limit.
J - Estimated value.
E - Exceeds instrument calibration range.
S - Saturated peak.
Q - Exceeds quality control limits.
U - Compound analyzed for but not detected above the detection limit.
M - Reported value may be biased due to apparent matrix interferences.

File extensions may have been used on the data analysis sheets and indicates as follows:
a-File was requantified
b-File was quantified by a second column and detector
r1-File was requantified for the purpose of reissue

eurofins | Air Toxics

Summary of Detected Compounds
MODIFIED EPA METHOD TO-3 GC/FID

Client Sample ID: EXH-SVE-03012013

Lab ID#: 1303139C-01A

Compound	Rpt. Limit (ppmv)	Rpt. Limit (ug/L)	Amount (ppmv)	Amount (ug/L)
TPH (C2-C10) ref. to Gasoline MW=100	0.14	0.58	84 J	340 J

Client Sample ID: MainHeader-SVE-03012013

Lab ID#: 1303139C-02A

Compound	Rpt. Limit (ppmv)	Rpt. Limit (ug/L)	Amount (ppmv)	Amount (ug/L)
TPH (C2-C10) ref. to Gasoline MW=100	14	59	14000 J	55000 J

Client Sample ID: PWHeader-SVE-03012013

Lab ID#: 1303139C-03A

Compound	Rpt. Limit (ppmv)	Rpt. Limit (ug/L)	Amount (ppmv)	Amount (ug/L)
TPH (C2-C10) ref. to Gasoline MW=100	28	120	3800	16000

eurofins | Air Toxics

Client Sample ID: EXH-SVE-03012013

Lab ID#: 1303139C-01A

MODIFIED EPA METHOD TO-3 GC/FID

File Name:	**d031507**	**Date of Collection: 3/1/13 10:40:00 AM**	
Dil. Factor:	**5.68**	**Date of Analysis: 3/15/13 02:28 PM**	

Compound	Rpt. Limit (ppmv)	Rpt. Limit (ug/L)	Amount (ppmv)	Amount (ug/L)
TPH (C2-C10) ref. to Gasoline MW=100	0.14	0.58	84 J	340 J

Q = Exceeds Quality Control limits, due to matrix effects. Matrix effects confirmed by re-analysis.

Container Type: 1 Liter Summa Canister

Surrogates	%Recovery	Method Limits
Fluorobenzene (FID)	165 Q	75-150

eurofins | Air Toxics

Client Sample ID: MainHeader-SVE-03012013

Lab ID#: 1303139C-02A

MODIFIED EPA METHOD TO-3 GC/FID

File Name:	**d031508**	**Date of Collection: 3/1/13 10:50:00 AM**	
Dil. Factor:	**578**	**Date of Analysis: 3/15/13 03:41 PM**	

Compound	Rpt. Limit (ppmv)	Rpt. Limit (ug/L)	Amount (ppmv)	Amount (ug/L)
TPH (C2-C10) ref. to Gasoline MW=100	14	59	14000 J	55000 J

Q = Exceeds Quality Control limits, possibly due to matrix effects.

Container Type: 1 Liter Summa Canister

Surrogates	%Recovery	Method Limits
Fluorobenzene (FID)	226 Q	75-150

eurofins | Air Toxics

Client Sample ID: PWHeader-SVE-03012013

Lab ID#: 1303139C-03A

MODIFIED EPA METHOD TO-3 GC/FID

File Name:	**d031509**	**Date of Collection: 3/1/13 11:05:00 AM**	
Dil. Factor:	**1140**	**Date of Analysis: 3/15/13 04:58 PM**	

Compound	Rpt. Limit (ppmv)	Rpt. Limit (ug/L)	Amount (ppmv)	Amount (ug/L)
TPH (C2-C10) ref. to Gasoline MW=100	28	120	3800	16000

Container Type: 1 Liter Summa Canister

Surrogates	%Recovery	Method Limits
Fluorobenzene (FID)	121	75-150

eurofins | Air Toxics

Client Sample ID: Lab Blank

Lab ID#: 1303139C-04A

MODIFIED EPA METHOD TO-3 GC/FID

File Name:	**d031505**	**Date of Collection: NA**	
Dil. Factor:	**1.00**	**Date of Analysis: 3/15/13 12:06 PM**	

Compound	Rpt. Limit (ppmv)	Rpt. Limit (ug/L)	Amount (ppmv)	Amount (ug/L)
TPH (C2-C10) ref. to Gasoline MW=100	0.025	0.10	0.010 J	0.043 J

J = Estimated value.

Container Type: NA - Not Applicable

Surrogates	%Recovery	Method Limits
Fluorobenzene (FID)	100	75-150

eurofins | Air Toxics

Client Sample ID: LCS

Lab ID#: 1303139C-05A

MODIFIED EPA METHOD TO-3 GC/FID

File Name:	**d031502**	**Date of Collection: NA**	
Dil. Factor:	**1.00**	**Date of Analysis: 3/15/13 10:31 AM**	

Compound	**%Recovery**
TPH (C2+ Hydrocarbons) ref. to Gasoline	94

Container Type: NA - Not Applicable

Surrogates	**%Recovery**	**Method Limits**
Fluorobenzene (FID)	119	75-150

eurofins | Air Toxics

Client Sample ID: LCSD

Lab ID#: 1303139C-05AA

MODIFIED EPA METHOD TO-3 GC/FID

File Name:	**d031510**	**Date of Collection: NA**	
Dil. Factor:	**1.00**	**Date of Analysis: 3/15/13 05:50 PM**	

Compound	**%Recovery**
TPH (C2+ Hydrocarbons) ref. to Gasoline	97

Container Type: NA - Not Applicable

Surrogates	**%Recovery**	**Method Limits**
Fluorobenzene (FID)	110	75-150

1303139

Shell Oil Products Chain Of Custody Record

URS

Air Toxics LTD.
Project Name: Roxana SVE O&M
Project # 21562850.05000
Lab Vendor #

Please Check Appropriate Box:
- [x] ENV. SERVICES
- [ ] MOTIVA RETAIL
- [ ] SHELL RETAIL
- [ ] MOTIVA SD&CM
- [ ] CONSULTANT
- [ ] LUBES
- [ ] SHELL PIPELINE
- [ ] OTHER _____

Print Bill To Contact Name: Robert Mooshegian

PO #:

INCIDENT # (ENV SERVICES): 9 7 2 1 6 6 4 0

SAP #: 3 4 0 0 6 1

[ ] CHECK IF NO INCIDENT # APPLIES

DATE: 5-Mar-13

PAGE: 1 of 1

SAMPLING COMPANY: URS CORPORATION

LOG CODE:

SITE ADDRESS: Street and City: 900 SOUTH CENTRAL AVE – ROXANA

State: IL

GLOBAL ID NO:

ADDRESS: 1001 HIGHLANDS PLAZA DRIVE WEST - SUITE 300, ST. LOUIS, MO 63110

EDF DELIVERABLE TO (Name, Company, Office Location): Elizabeth Kunkel, URS, St. Louis

PHONE NO: 314-743-4179

E-MAIL: elizabeth_kunkel@urs.com

CONSULTANT PROJECT NAME#: Roxana SVE O&M

Laboratory Address: Air Toxics, LTD 180 Blue Ravine Road, Suite B, Folsom, CA 95630-4719

SAMPLER NAME(S) (PRINT): S. Wipfler, M. Currier

TELEPHONE: 314-429-0100

FAX: 314-429-0452

Bill To Contact E-MAIL: dave.palmer@urs.com

TURNAROUND TIME (CALENDAR DAYS)
- [x] STANDARD (14 DAY)
- [ ] 5 DAYS
- [ ] 3 DAYS
- [ ] 2 DAYS
- [ ] 24 HOURS
- [ ] RESULTS NEEDED ON WEEKEND

- [ ] LA - RWQCB REPORT FORMAT
- [x] UST AGENCY:

DELIVERABLES: [ ] LEVEL 1 [ ] LEVEL 2 [ ] LEVEL 3 [x] LEVEL 4 [ ] OTHER (SPECIFY) _____

- [x] SHELL CONTRACT RATE APPLIES
- [ ] STATE REIMBURSEMENT RATE APPLIES
- [ ] EDD NOT NEEDED
- [x] RECEIPT VERIFICATION REQUESTED

REQUESTED ANALYSIS

Turn Around Time:
- [x] Normal
- [ ] Rush
- Specify

Lab Use Only
Pressurized by:
Date:
Pressurization Gas: N_2 He

LAB USE ONLY	Field Sample Identification	SAMPLING DATE	SAMPLING TIME	Canister Number	Canister Pressure/Vacuum Initial	Final	Receipt	Final (psi)	Modified TO-15 + Butane & Isopentane	Modified ASTM D-1945 + BTU	Modified TO-3 (Sh)-TPHg		Sample PID (ppm)
01A	EXH-SVE-03012013	3/1/13	1040	37365	-29	-9			X	X	X		
02A	MainHeader-SVE-03012013	3/1/13	1050	2106	-29	-9			X	X	X		
03A	PWHeader-SVE-03012013	3/1/13	1105	37799	-29	-9			X	X	X		

3/5/13

ADDITIONAL NOTES:
- 14 day hold time
- Report results between MDL and RL
- Level IV ECVP

FedEx
Custody Seal Intact?
Y N None Temp NA

Relinquished by: (Signature)	Received by: (Signature)	Date:	Time:
[signature]	FEDEX	3/5/13	1700
	Kathi Decker ATL	03/07/13	0930

05/2/06 Revision

Roxana Soil Vapor Quarterly – 1st Quarter 2013 Data Review

Laboratory SDG: 1303140A,B

Data Reviewer: Elizabeth Kunkel

Peer Reviewer: Steve Gragert

Date Reviewed: 3/26/2013

Guidance: USEPA National Functional Guidelines for Superfund Organic Methods Data Review 2008

Sample Identification	Sample Identification
VMP-25-5-030613	VMP-25-21-030613
VMP-25-31-030613	

1.0 Data Package Completeness

Were all items delivered as specified in the QAPP and COC as appropriate?

Yes

2.0 Laboratory Case Narrative \ Cooler Receipt Form

Were problems noted in the laboratory case narrative or cooler receipt form?

Yes, the laboratory case narrative indicated sample VMP-25-21-030613 was diluted and re-analyzed to bring the highest level target analytes within the calibration range of the instrument. Results for the highest level target analytes were reported from the re-analysis diluted runs and the remaining compounds were reported from the original analyses. Sample VMP-25-31-030613 was diluted due to high levels of target analytes. TO-15 LCS/LCSD recoveries and one LCS/LCSD RPD were outside evaluation criteria. CCV recovery for 2,2,4-trimethylpentane was outside evaluation criteria. Although not indicated in the laboratory case narrative, analytes were detected in the method blank. These issues are addressed further in the appropriate sections below.

No issues or discrepancies were noted in the cooler receipt form.

3.0 Holding Times

Were samples extracted/analyzed within applicable limits?

Yes

4.0 Blank Contamination

Were any analytes detected in the Blanks?

Yes

Blank ID	Parameter	Analyte	Concentration/ Amount
1303140A-04A	TO-15	Carbon disulfide	0.44 ppbv / 1.4 µg/m^3
1303140A-04A	TO-15	Methylene chloride	0.12 ppbv / 0.44 µg/m^3
1303140A-04A	TO-15	trans-1,3-Dichloropropene	0.14 ppbv / 0.63 µg/m^3
1303140A-04A	TO-15	Tetrachloroethene	0.074 ppbv / 0.50 µg/m^3
1303140A-04A	TO-15	Chlorobenzene	0.095 ppbv / 0.44 µg/m^3

Blank ID	Parameter	Analyte	Concentration/ Amount
1303140A-04A	TO-15	Propylbenzene	0.072 ppbv / 0.35 µg/m^3
1303140A-04A	TO-15	4-Ethyltoluene	0.040 ppbv / 0.19 µg/m^3
1303140A-04A	TO-15	1,3,5-Trimethylbenzene	0.10 ppbv / 0.51 µg/m^3
1303140A-04A	TO-15	1,3-Dichlorobenzene	0.24 ppbv / 1.4 µg/m^3
1303140A-04A	TO-15	1,4-Dichlorobenzene	0.26 ppbv / 1.6 µg/m^3
1303140A-04A	TO-15	alpha-Chlorotoluene	0.13 ppbv / 0.70 µg/m^3
1303140A-04A	TO-15	1,2-Dichlorobenzene	0.21 ppbv / 1.3 µg/m^3
1303140A-04A	TO-15	1,2,4-Trichlorobenzene	0.91 ppbv / 6.8 µg/m^3
1303140A-04A	TO-15	Hexachlorobutadiene	0.36 ppbv / 3.8 µg/m^3
1303140A-04B	TO-15	Ethanol	8.9 ppbv / 17 µg/m^3
1303140A-04B	TO-15	Methylene chloride	1.5 ppbv / 5.1 µg/m^3
1303140B-04A	Natural gases	Oxygen	0.016%
1303140B-04A	Natural gases	Nitrogen	0.098%
1303140B-04C	Natural gases	Methane	0.000032

Qualifications due to blank contamination are included in the following table. Analytical data that were reported non-detect or at concentrations greater than five times (5X) the associated blank concentration did not require qualification.

Sample ID	Parameter	Analyte	New Reporting Limit (RL)	Qualification
VMP-25-5-030613	TO-15	Carbon disulfide	-	**U**
VMP-25-5-030613	TO-15	Methylene chloride	-	**U**
VMP-25-5-030613	TO-15	trans-1,3-Dichloropropene	-	**U**
VMP-25-5-030613	TO-15	Tetrachloroethene	-	**U**
VMP-25-5-030613	TO-15	Chlorobenzene	-	**U**
VMP-25-5-030613	TO-15	1,3-Dichlorobenzene	-	**U**
VMP-25-5-030613	TO-15	1,4-Dichlorobenzene	-	**U**
VMP-25-5-030613	TO-15	alpha-Chlorotoluene	-	**U**
VMP-25-5-030613	TO-15	1,2-Dichlorobenzene	-	**U**
VMP-25-5-030613	TO-15	1,2,4-Trichlorobenzene	-	**U**

5.0 Laboratory Control Sample

Were LCS recoveries within evaluation criteria?

No

LCS/LCSD ID	Parameter	Analyte	LCS/LCSD Recovery	LCS/ LCSD RPD	LCS/LCSD /RPD Criteria
1303140A-06A/AA	TO-15	Cyclohexane	**155**/116	**29**	70-130/25
1303140A-06A/AA	TO-15	2,2,4-Trimethylpentane	**131**/105	22	70-130/25
1303140A-06A/AA	TO-15	1,1,2,2-Tetrachloroethane	**65/**70	7	70-130/25

LCS/LCSD ID	Parameter	Analyte	LCS/LCSD Recovery	LCS/ LCSD RPD	LCS/LCSD /RPD Criteria
1303140A-06A/AA	TO-15	cis-1,2-Dichloroethene	112/**132**	16	70-130/25

Analytical data that required qualification based on LCS data are included in the table below. Analytical data reported as non-detect and associated with LCS recoveries above evaluation criteria, indicating a possible high bias, did not require qualification.

Sample ID	Parameter	Analyte	Qualification
VMP-25-5-030613	TO-15	Cyclohexane	**J**
VMP-25-5-030613	TO-15	2,2,4-Trimethylpentane	**J**
VMP-25-5-030613	TO-15	1,1,2,2-Tetrachloroethane	**UJ**
VMP-25-21-030613	TO-15	Cyclohexane	**J**
VMP-25-21-030613	TO-15	2,2,4-Trimethylpentane	**J**
VMP-25-21-030613	TO-15	1,1,2,2-Tetrachloroethane	**UJ**

6.0 Surrogate Recoveries

Were surrogate recoveries within evaluation criteria?

Yes

7.0 Matrix Spike and Matrix Spike Duplicate Recoveries

Were MS/MSD samples analyzed as part of this SDG?

MS/MSD samples are not applicable for vapor samples, due to the inability to spike the samples.

8.0 Laboratory Duplicate Results

Were laboratory duplicate samples collected as part of this SDG?

No

9.0 Field Duplicate Results

Were field duplicate samples collected as part of this SDG?

No

10.0 Sample Dilutions

For samples that were diluted and nondetect, were undiluted results also reported?

Not applicable; analytes were detected in samples that were diluted.

11.0 Additional Qualifications

Were additional qualifications applied?

Yes, continuing calibration verification (CCV) recoveries listed in the following table were above evaluation criteria.

CCV ID	Parameter	Analyte	CCV Recovery	CCV Criteria
1303140A-05A	TO-15	2,2,4-Trimethylpentane	**136**	70-130

Analytical data that required qualification based on CCV data are included in the table below. Analytical data reported as non-detect and associated with CCV recoveries above evaluation criteria, indicating a possible high bias, did not require qualification.

Field ID	Parameter	Analyte	Qualification
VMP-25-5-030613	TO-15	2,2,4-Trimethylpentane	**J**
VMP-25-21-030613	TO-15	2,2,4-Trimethylpentane	**J**

eurofins | Air Toxics

3/22/2013
Ms. Elizabeth Kunkel
URS Corporation
1001 Highlands Plaza Dr. West
Suite 300
St. Louis MO 63110

Project Name: Roxana Soil Vapor
Project #: 21562850.04001
Workorder #: 1303140A

Dear Ms. Elizabeth Kunkel

The following report includes the data for the above referenced project for sample(s) received on 3/7/2013 at Air Toxics Ltd.

The data and associated QC analyzed by Modified TO-15 are compliant with the project requirements or laboratory criteria with the exception of the deviations noted in the attached case narrative.

Thank you for choosing Air Toxics Ltd. for your air analysis needs. Air Toxics Ltd. is committed to providing accurate data of the highest quality. Please feel free to contact the Project Manager: Kelly Buettner at 916-985-1000 if you have any questions regarding the data in this report.

Regards,

Kelly Buettner

Project Manager

Reviewed
on
3/26/2013

WORK ORDER #: 1303140A

Work Order Summary

CLIENT:	Ms. Elizabeth Kunkel URS Corporation 1001 Highlands Plaza Dr. West Suite 300 St. Louis, MO 63110	**BILL TO:**	Accounts Payable Austin URS Corporation P.O. BOX 203970 Austin, TX 78720-1088
PHONE:	314-743-4179	**P.O. #**	21562735.00013
FAX:		**PROJECT #**	21562850.04001 Roxana Soil Vapor
DATE RECEIVED:	03/07/2013	**CONTACT:**	Kelly Buettner
DATE COMPLETED:	03/22/2013		

FRACTION #	NAME	TEST	RECEIPT VAC./PRES.	FINAL PRESSURE
01A	VMP-25-5-030613	Modified TO-15	6.3 "Hg	15.1 psi
02A	VMP-25-21-030613	Modified TO-15	4.8 "Hg	15 psi
02B	VMP-25-21-030613	Modified TO-15	4.8 "Hg	15 psi
03A	VMP-25-31-030613	Modified TO-15	5.3 "Hg	14.8 psi
04A	Lab Blank	Modified TO-15	NA	NA
04B	Lab Blank	Modified TO-15	NA	NA
05A	CCV	Modified TO-15	NA	NA
05B	CCV	Modified TO-15	NA	NA
06A	LCS	Modified TO-15	NA	NA
06AA	LCSD	Modified TO-15	NA	NA
06B	LCS	Modified TO-15	NA	NA
06BB	LCSD	Modified TO-15	NA	NA

CERTIFIED BY: Heidi Jaeger DATE: 03/22/13

Technical Director

Certification numbers: AZ Licensure AZ0775, CA NELAP - 12282CA, NY NELAP - 11291,
TX NELAP - T104704434-12-5, UT NELAP CA009332012-3, WA NELAP - C935
Name of Accrediting Agency: NELAP/ORELAP (Oregon Environmental Laboratory Accreditation Program)
Accreditation number: CA300005, Effective date: 10/18/2011, Expiration date: 10/17/2012.
Eurofins Air Toxics Ltd. certifies that the test results contained in this report meet all requirements of the NELAC standards

This report shall not be reproduced, except in full, without the written approval of Eurofins Air Toxics, Inc.

180 BLUE RAVINE ROAD, SUITE B FOLSOM, CA - 9563
(916) 985-1000 . (800) 985-5955 . FAX (916) 985-1020

LABORATORY NARRATIVE
EPA Method TO-15
URS Corporation
Workorder# 1303140A

Three 1 Liter Summa Canister samples were received on March 07, 2013. The laboratory performed analysis via EPA Method TO-15 using GC/MS in the full scan mode.

This workorder was independently validated prior to submittal using 'USEPA National Functional Guidelines' as generally applied to the analysis of volatile organic compounds in air. A rules-based, logic driven, independent validation engine was employed to assess completeness, evaluate pass/fail of relevant project quality control requirements and verification of all quantified amounts.

Receiving Notes

There were no receiving discrepancies.

Analytical Notes

As per client project requirements, the laboratory has reported estimated values for target compound hits that are below the Reporting Limit but greater than the Method Detection Limit. Concentrations that are below the level at which the canister was certified may be false positives.

Due to high-level target compounds, sample VMP-25-21-030613 was analyzed twice. In the "A" fraction, the sample was diluted to bring the highest-level compounds within the calibration range. The "B" fraction is also reported by client request and may be reported with "E" flags indicating the compound exceeds the calibration range. Both runs and associated QC are reported.

Dilution was performed on sample VMP-25-31-030613 due to the presence of high level target species.

The recovery of 155% for Cyclohexane in the LCS was outside method and laboratory acceptance criteria and the RPD of 29% between the LCS and LCSD was also outside the method criteria of 25% RPD. Associated Cyclohexane detections from the analytical batch performed on instrument MSD-P were flagged as estimated values.

All Quality Control Limit exceedances and affected sample results are noted by flags. Each flag is defined at the bottom of this Case Narrative and on each Sample Result Summary page.

Definition of Data Qualifying Flags

Eight qualifiers may have been used on the data analysis sheets and indicates as follows:

B - Compound present in laboratory blank greater than reporting limit (background subtraction not performed).
J - Estimated value.
E - Exceeds instrument calibration range.
S - Saturated peak.
Q - Exceeds quality control limits.
U - Compound analyzed for but not detected above the reporting limit.
UJ- Non-detected compound associated with low bias in the CCV and/or LCS.
N - The identification is based on presumptive evidence.

File extensions may have been used on the data analysis sheets and indicates as follows:

a-File was requantified
b-File was quantified by a second column and detector
r1-File was requantified for the purpose of reissue

eurofins | Air Toxics

Summary of Detected Compounds
EPA METHOD TO-15 GC/MS FULL SCAN

Client Sample ID: VMP-25-5-030613

Lab ID#: 1303140A-01A

Compound	Rpt. Limit (ppbv)	Amount (ppbv)	Rpt. Limit (ug/m3)	Amount (ug/m3)
Freon 12	1.3	0.35 J	6.4	1.7 J
Freon 11	1.3	0.17 J	7.2	0.96 J
Ethanol	5.1	3.7 J	9.7	6.9 J
Acetone	13	7.4 J	30	18 J
2-Propanol	5.1	8.8	13	22
Carbon Disulfide	5.1	~~0.84 J~~ U	16	~~2.6 J~~ U
Methylene Chloride	13	~~0.35 J~~ U	45	~~1.2 J~~ U
Hexane	1.3	0.65 J	4.5	2.3 J
2-Butanone (Methyl Ethyl Ketone)	5.1	1.8 J	15	5.4 J
Tetrahydrofuran	1.3	0.27 J	3.8	0.80 J
Cyclohexane	1.3	1.2 J J	4.4	4.2 J J
2,2,4-Trimethylpentane	1.3	15 J J	6.0	72 J J
Benzene	1.3	1.5	4.1	4.8
Toluene	1.3	1.4	4.8	5.3
trans-1,3-Dichloropropene	1.3	~~0.33 J~~ U	5.8	~~1.5 J~~ U
Tetrachloroethene	1.3	~~0.22 J~~ U	8.7	~~1.5 J~~ U
Chlorobenzene	1.3	~~0.16 J~~ U	5.9	~~0.76 J~~ U
Ethyl Benzene	1.3	0.53 J	5.6	2.3 J
Cumene	1.3	0.54 J	6.3	2.6 J
Propylbenzene	1.3	1.5	6.3	7.5
4-Ethyltoluene	1.3	0.37 J	6.3	1.8 J
1,2,4-Trimethylbenzene	1.3	0.70 J	6.3	3.4 J
1,3-Dichlorobenzene	1.3	~~0.40 J~~ U	7.7	~~2.4 J~~ U
1,4-Dichlorobenzene	1.3	~~0.59 J~~ U	7.7	~~3.5 J~~ U
alpha-Chlorotoluene	1.3	~~0.28 J~~ U	6.6	~~1.5 J~~ U
1,2-Dichlorobenzene	1.3	~~0.32 J~~ U	7.7	~~1.9 J~~ U
1,2,4-Trichlorobenzene	5.1	~~1.1 J~~ U	38	~~8.5 J~~ U
Butane	5.1	6.5	12	16
Isopentane	5.1	9.8	15	29

Client Sample ID: VMP-25-21-030613

Lab ID#: 1303140A-02A

eurofins | Air Toxics

Summary of Detected Compounds
EPA METHOD TO-15 GC/MS FULL SCAN

Client Sample ID: VMP-25-21-030613 * Use these results only. All other data was reported from the 19200X dilution analysis.
Lab ID#: 1303140A-02A DF = 48000X

Compound	Rpt. Limit (ppbv)	Amount (ppbv)	Rpt. Limit (ug/m3)	Amount (ug/m3)
Acetone	240000	65000 J	570000	150000 J
Carbon Disulfide	96000	14000 J	300000	44000 J
Methylene Chloride	240000	15000 J	830000	51000 J
Hexane	24000	440000	84000	1500000
1,1-Dichloroethane	24000	6700 J	97000	27000 J
Chloroform	24000	10000 J	120000	51000 J
Cyclohexane	24000	440000 J J	83000	1500000 J J
2,2,4-Trimethylpentane	24000	49000 J J	110000	230000 J J
Benzene	24000	27000	77000	87000
Heptane	24000	93000	98000	380000
Toluene	24000	23000 J	90000	87000 J
Tetrachloroethene	24000	7400 J	160000	50000 J
* Butane	96000	5000000	230000	12000000
* Isopentane	96000	6900000	280000	20000000

Client Sample ID: VMP-25-21-030613 ** Do not use this data. Use all other data.
Lab ID#: 1303140A-02B DF = 19200X

Compound	Rpt. Limit (ppbv)	Amount (ppbv)	Rpt. Limit (ug/m3)	Amount (ug/m3)
Carbon Disulfide	38000	10000 J	120000	31000 J
Methylene Chloride	96000	2600 J	330000	9100 J
Hexane	9600	630000	34000	2200000
1,1-Dichloroethane	9600	1900 J	39000	7700 J
Cyclohexane	9600	670000 J	33000	2300000 J
2,2,4-Trimethylpentane	9600	85000 J J	45000	400000 J J
Benzene	9600	30000	31000	95000
Heptane	9600	130000	39000	530000
Toluene	9600	1100 J	36000	4200 J
~~** Butane~~	~~38000~~	~~6300000 E~~	~~91000~~	~~15000000 E~~
~~** Isopentane~~	~~38000~~	~~7100000 E~~	~~110000~~	~~21000000 E~~

Summary of Detected Compounds
EPA METHOD TO-15 GC/MS

Client Sample ID: VMP-25-31-030613

Lab ID#: 1303140A-03A

Compound	Rpt. Limit (ppbv)	Amount (ppbv)	Rpt. Limit (ug/m3)	Amount (ug/m3)
Chloroethane	51000	4200 J	130000	11000 J
Ethanol	51000	8000 J	96000	15000 J
2-Propanol	51000	2300 J	120000	5600 J
Methylene Chloride	13000	8800 J	44000	30000 J
Methyl tert-butyl ether	13000	2000 J	46000	7400 J
Hexane	13000	79000	45000	280000
Chloroform	13000	1500 J	62000	7300 J
Cyclohexane	13000	170000	44000	580000
2,2,4-Trimethylpentane	13000	210000	59000	990000
Benzene	13000	28000	40000	90000
Heptane	13000	15000	52000	60000
Trichloroethene	13000	2100 J	68000	11000 J
Toluene	13000	3200 J	48000	12000 J
Tetrachloroethene	13000	1600 J	86000	10000 J
m,p-Xylene	13000	1600 J	55000	7000 J
o-Xylene	13000	1700 J	55000	7300 J
Butane	51000	2600000	120000	6200000
Isopentane	51000	7800000	150000	23000000

eurofins | Air Toxics

Client Sample ID: VMP-25-5-030613

Lab ID#: 1303140A-01A

EPA METHOD TO-15 GC/MS FULL SCAN

File Name:	**p031816**	**Date of Collection: 3/6/13 9:55:00 AM**	
Dil. Factor:	**2.57**	**Date of Analysis: 3/18/13 07:30 PM**	

Compound	Rpt. Limit (ppbv)	Amount (ppbv)	Rpt. Limit (ug/m3)	Amount (ug/m3)
Freon 12	1.3	0.35 J	6.4	1.7 J
Freon 114	1.3	Not Detected	9.0	Not Detected
Chloromethane	13	Not Detected	26	Not Detected
Vinyl Chloride	1.3	Not Detected	3.3	Not Detected
1,3-Butadiene	1.3	Not Detected	2.8	Not Detected
Bromomethane	13	Not Detected	50	Not Detected
Chloroethane	5.1	Not Detected	14	Not Detected
Freon 11	1.3	0.17 J	7.2	0.96 J
Ethanol	5.1	3.7 J	9.7	6.9 J
Freon 113	1.3	Not Detected	9.8	Not Detected
1,1-Dichloroethene	1.3	Not Detected	5.1	Not Detected
Acetone	13	7.4 J	30	18 J
2-Propanol	5.1	8.8	13	22
Carbon Disulfide	5.1	~~0.84 J~~ U	16	~~2.6 J~~ U
3-Chloropropene	5.1	Not Detected	16	Not Detected
Methylene Chloride	13	~~0.35 J~~ U	45	~~1.2 J~~ U
Methyl tert-butyl ether	1.3	Not Detected	4.6	Not Detected
trans-1,2-Dichloroethene	1.3	Not Detected	5.1	Not Detected
Hexane	1.3	0.65 J	4.5	2.3 J
1,1-Dichloroethane	1.3	Not Detected	5.2	Not Detected
2-Butanone (Methyl Ethyl Ketone)	5.1	1.8 J	15	5.4 J
cis-1,2-Dichloroethene	1.3	Not Detected	5.1	Not Detected
Tetrahydrofuran	1.3	0.27 J	3.8	0.80 J
Chloroform	1.3	Not Detected	6.3	Not Detected
1,1,1-Trichloroethane	1.3	Not Detected	7.0	Not Detected
Cyclohexane	1.3	1.2 J J	4.4	4.2 J J
Carbon Tetrachloride	1.3	Not Detected	8.1	Not Detected
2,2,4-Trimethylpentane	1.3	15 J J	6.0	72 J J
Benzene	1.3	1.5	4.1	4.8
1,2-Dichloroethane	1.3	Not Detected	5.2	Not Detected
Heptane	1.3	Not Detected	5.3	Not Detected
Trichloroethene	1.3	Not Detected	6.9	Not Detected
1,2-Dichloropropane	1.3	Not Detected	5.9	Not Detected
1,4-Dioxane	5.1	Not Detected	18	Not Detected
Bromodichloromethane	1.3	Not Detected	8.6	Not Detected
cis-1,3-Dichloropropene	1.3	Not Detected	5.8	Not Detected
4-Methyl-2-pentanone	1.3	Not Detected	5.3	Not Detected
Toluene	1.3	1.4	4.8	5.3
trans-1,3-Dichloropropene	1.3	~~0.33 J~~ U	5.8	~~1.5 J~~ U
1,1,2-Trichloroethane	1.3	Not Detected	7.0	Not Detected
Tetrachloroethene	1.3	~~0.22 J~~ U	8.7	~~1.5 J~~ U
2-Hexanone	5.1	Not Detected	21	Not Detected

eurofins | Air Toxics

Client Sample ID: VMP-25-5-030613

Lab ID#: 1303140A-01A

EPA METHOD TO-15 GC/MS FULL SCAN

File Name:	**p031816**	**Date of Collection: 3/6/13 9:55:00 AM**	
Dil. Factor:	**2.57**	**Date of Analysis: 3/18/13 07:30 PM**	

Compound	Rpt. Limit (ppbv)	Amount (ppbv)	Rpt. Limit (ug/m3)	Amount (ug/m3)
Dibromochloromethane	1.3	Not Detected	11	Not Detected
1,2-Dibromoethane (EDB)	1.3	Not Detected	9.9	Not Detected
Chlorobenzene	1.3	~~0.16 J~~ U	5.9	~~0.76 J~~ U
Ethyl Benzene	1.3	0.53 J	5.6	2.3 J
m,p-Xylene	1.3	Not Detected	5.6	Not Detected
o-Xylene	1.3	Not Detected	5.6	Not Detected
Styrene	1.3	Not Detected	5.5	Not Detected
Bromoform	1.3	Not Detected	13	Not Detected
Cumene	1.3	0.54 J	6.3	2.6 J
1,1,2,2-Tetrachloroethane	1.3	Not Detected UJ	8.8	Not Detected UJ
Propylbenzene	1.3	1.5	6.3	7.5
4-Ethyltoluene	1.3	0.37 J	6.3	1.8 J
1,3,5-Trimethylbenzene	1.3	Not Detected	6.3	Not Detected
1,2,4-Trimethylbenzene	1.3	0.70 J	6.3	3.4 J
1,3-Dichlorobenzene	1.3	~~0.40 J~~ U	7.7	~~2.4 J~~ U
1,4-Dichlorobenzene	1.3	~~0.59 J~~ U	7.7	~~3.5 J~~ U
alpha-Chlorotoluene	1.3	~~0.28 J~~ U	6.6	~~1.5 J~~ U
1,2-Dichlorobenzene	1.3	~~0.32 J~~ U	7.7	~~1.9 J~~ U
1,2,4-Trichlorobenzene	5.1	~~1.1 J~~ U	38	~~8.5 J~~ U
Hexachlorobutadiene	5.1	Not Detected	55	Not Detected
Butane	5.1	6.5	12	16
Isopentane	5.1	9.8	15	29

J = Estimated value.
J = Estimated value due to bias in the CCV.
Container Type: 1 Liter Summa Canister

Surrogates	%Recovery	Method Limits
Toluene-d8	97	70-130
1,2-Dichloroethane-d4	75	70-130
4-Bromofluorobenzene	103	70-130

eurofins | Air Toxics

Client Sample ID: VMP-25-21-030613 ✱ Use these results
Lab ID#: 1303140A-02A only. All other data was
EPA METHOD TO-15 GC/MS FULL SCAN reported from the 19200X dilution analysis.

File Name:	**p031830**	**Date of Collection: 3/6/13 11:23:00 AM**	
Dil. Factor:	**48000**	**Date of Analysis: 3/19/13 12:42 PM**	

Compound	Rpt. Limit (ppbv)	Amount (ppbv)	Rpt. Limit (ug/m3)	Amount (ug/m3)
Freon 12	24000	Not Detected	120000	Not Detected
Freon 114	24000	Not Detected	170000	Not Detected
Chloromethane	240000	Not Detected	500000	Not Detected
Vinyl Chloride	24000	Not Detected	61000	Not Detected
1,3-Butadiene	24000	Not Detected	53000	Not Detected
Bromomethane	240000	Not Detected	930000	Not Detected
Chloroethane	96000	Not Detected	250000	Not Detected
Freon 11	24000	Not Detected	130000	Not Detected
Ethanol	96000	Not Detected	180000	Not Detected
Freon 113	24000	Not Detected	180000	Not Detected
1,1-Dichloroethene	24000	Not Detected	95000	Not Detected
Acetone	240000	65000 J	570000	150000 J
2-Propanol	96000	Not Detected	240000	Not Detected
Carbon Disulfide	96000	14000 J	300000	44000 J
3-Chloropropene	96000	Not Detected	300000	Not Detected
Methylene Chloride	240000	15000 J	830000	51000 J
Methyl tert-butyl ether	24000	Not Detected	86000	Not Detected
trans-1,2-Dichloroethene	24000	Not Detected	95000	Not Detected
Hexane	24000	440000	84000	1500000
1,1-Dichloroethane	24000	6700 J	97000	27000 J
2-Butanone (Methyl Ethyl Ketone)	96000	Not Detected	280000	Not Detected
cis-1,2-Dichloroethene	24000	Not Detected	95000	Not Detected
Tetrahydrofuran	24000	Not Detected	71000	Not Detected
Chloroform	24000	10000 J	120000	51000 J
1,1,1-Trichloroethane	24000	Not Detected	130000	Not Detected
Cyclohexane	24000	440000 J J	83000	1500000 J J
Carbon Tetrachloride	24000	Not Detected	150000	Not Detected
2,2,4-Trimethylpentane	24000	49000 J J	110000	230000 J J
Benzene	24000	27000	77000	87000
1,2-Dichloroethane	24000	Not Detected	97000	Not Detected
Heptane	24000	93000	98000	380000
Trichloroethene	24000	Not Detected	130000	Not Detected
1,2-Dichloropropane	24000	Not Detected	110000	Not Detected
1,4-Dioxane	96000	Not Detected	340000	Not Detected
Bromodichloromethane	24000	Not Detected	160000	Not Detected
cis-1,3-Dichloropropene	24000	Not Detected	110000	Not Detected
4-Methyl-2-pentanone	24000	Not Detected	98000	Not Detected
Toluene	24000	23000 J	90000	87000 J
trans-1,3-Dichloropropene	24000	Not Detected	110000	Not Detected
1,1,2-Trichloroethane	24000	Not Detected	130000	Not Detected
Tetrachloroethene	24000	7400 J	160000	50000 J
2-Hexanone	96000	Not Detected	390000	Not Detected

eurofins | Air Toxics

Client Sample ID: VMP-25-21-030613

Lab ID#: 1303140A-02A

EPA METHOD TO-15 GC/MS FULL SCAN

File Name:	**p031830**	**Date of Collection: 3/6/13 11:23:00 AM**	
Dil. Factor:	**48000**	**Date of Analysis: 3/19/13 12:42 PM**	

Compound	Rpt. Limit (ppbv)	Amount (ppbv)	Rpt. Limit (ug/m3)	Amount (ug/m3)
Dibromochloromethane	24000	Not Detected	200000	Not Detected
1,2-Dibromoethane (EDB)	24000	Not Detected	180000	Not Detected
Chlorobenzene	24000	Not Detected	110000	Not Detected
Ethyl Benzene	24000	Not Detected	100000	Not Detected
m,p-Xylene	24000	Not Detected	100000	Not Detected
o-Xylene	24000	Not Detected	100000	Not Detected
Styrene	24000	Not Detected	100000	Not Detected
Bromoform	24000	Not Detected	250000	Not Detected
Cumene	24000	Not Detected	120000	Not Detected
1,1,2,2-Tetrachloroethane	24000	Not Detected UJ	160000	Not Detected UJ
Propylbenzene	24000	Not Detected	120000	Not Detected
4-Ethyltoluene	24000	Not Detected	120000	Not Detected
1,3,5-Trimethylbenzene	24000	Not Detected	120000	Not Detected
1,2,4-Trimethylbenzene	24000	Not Detected	120000	Not Detected
1,3-Dichlorobenzene	24000	Not Detected	140000	Not Detected
1,4-Dichlorobenzene	24000	Not Detected	140000	Not Detected
alpha-Chlorotoluene	24000	Not Detected	120000	Not Detected
1,2-Dichlorobenzene	24000	Not Detected	140000	Not Detected
1,2,4-Trichlorobenzene	96000	Not Detected	710000	Not Detected
Hexachlorobutadiene	96000	Not Detected	1000000	Not Detected
Butane	96000	5000000	230000	12000000
Isopentane	96000	6900000	280000	20000000

J = Estimated value.
J = Estimated value due to bias in the CCV.
Container Type: 1 Liter Summa Canister

Surrogates	%Recovery	Method Limits
Toluene-d8	95	70-130
1,2-Dichloroethane-d4	87	70-130
4-Bromofluorobenzene	109	70-130

eurofins | Air Toxics

Client Sample ID: VMP-25-21-030613 ** Do not use this
Lab ID#: 1303140A-02B data. Use all other
EPA METHOD TO-15 GC/MS FULL SCAN data.

File Name:	**p031817**	**Date of Collection: 3/6/13 11:23:00 AM**	
Dil. Factor:	**19200**	**Date of Analysis: 3/18/13 08:21 PM**	

Compound	Rpt. Limit (ppbv)	Amount (ppbv)	Rpt. Limit (ug/m3)	Amount (ug/m3)
Freon 12	9600	Not Detected	47000	Not Detected
Freon 114	9600	Not Detected	67000	Not Detected
Chloromethane	96000	Not Detected	200000	Not Detected
Vinyl Chloride	9600	Not Detected	24000	Not Detected
1,3-Butadiene	9600	Not Detected	21000	Not Detected
Bromomethane	96000	Not Detected	370000	Not Detected
Chloroethane	38000	Not Detected	100000	Not Detected
Freon 11	9600	Not Detected	54000	Not Detected
Ethanol	38000	Not Detected	72000	Not Detected
Freon 113	9600	Not Detected	74000	Not Detected
1,1-Dichloroethene	9600	Not Detected	38000	Not Detected
Acetone	96000	Not Detected	230000	Not Detected
2-Propanol	38000	Not Detected	94000	Not Detected
Carbon Disulfide	38000	10000 J	120000	31000 J
3-Chloropropene	38000	Not Detected	120000	Not Detected
Methylene Chloride	96000	2600 J	330000	9100 J
Methyl tert-butyl ether	9600	Not Detected	35000	Not Detected
trans-1,2-Dichloroethene	9600	Not Detected	38000	Not Detected
Hexane	9600	630000	34000	2200000
1,1-Dichloroethane	9600	1900 J	39000	7700 J
2-Butanone (Methyl Ethyl Ketone)	38000	Not Detected	110000	Not Detected
cis-1,2-Dichloroethene	9600	Not Detected	38000	Not Detected
Tetrahydrofuran	9600	Not Detected	28000	Not Detected
Chloroform	9600	Not Detected	47000	Not Detected
1,1,1-Trichloroethane	9600	Not Detected	52000	Not Detected
Cyclohexane	9600	670000 J	33000	2300000 J
Carbon Tetrachloride	9600	Not Detected	60000	Not Detected
2,2,4-Trimethylpentane	9600	85000 J	45000	400000 J
Benzene	9600	30000	31000	95000
1,2-Dichloroethane	9600	Not Detected	39000	Not Detected
Heptane	9600	130000	39000	530000
Trichloroethene	9600	Not Detected	52000	Not Detected
1,2-Dichloropropane	9600	Not Detected	44000	Not Detected
1,4-Dioxane	38000	Not Detected	140000	Not Detected
Bromodichloromethane	9600	Not Detected	64000	Not Detected
cis-1,3-Dichloropropene	9600	Not Detected	44000	Not Detected
4-Methyl-2-pentanone	9600	Not Detected	39000	Not Detected
Toluene	9600	1100 J	36000	4200 J
trans-1,3-Dichloropropene	9600	Not Detected	44000	Not Detected
1,1,2-Trichloroethane	9600	Not Detected	52000	Not Detected
Tetrachloroethene	9600	Not Detected	65000	Not Detected
2-Hexanone	38000	Not Detected	160000	Not Detected

eurofins | Air Toxics

Client Sample ID: VMP-25-21-030613

Lab ID#: 1303140A-02B

EPA METHOD TO-15 GC/MS FULL SCAN

File Name:	**p031817**	**Date of Collection: 3/6/13 11:23:00 AM**	
Dil. Factor:	**19200**	**Date of Analysis: 3/18/13 08:21 PM**	

Compound	Rpt. Limit (ppbv)	Amount (ppbv)	Rpt. Limit (ug/m3)	Amount (ug/m3)
Dibromochloromethane	9600	Not Detected	82000	Not Detected
1,2-Dibromoethane (EDB)	9600	Not Detected	74000	Not Detected
Chlorobenzene	9600	Not Detected	44000	Not Detected
Ethyl Benzene	9600	Not Detected	42000	Not Detected
m,p-Xylene	9600	Not Detected	42000	Not Detected
o-Xylene	9600	Not Detected	42000	Not Detected
Styrene	9600	Not Detected	41000	Not Detected
Bromoform	9600	Not Detected	99000	Not Detected
Cumene	9600	Not Detected	47000	Not Detected
1,1,2,2-Tetrachloroethane	9600	Not Detected	66000	Not Detected
Propylbenzene	9600	Not Detected	47000	Not Detected
4-Ethyltoluene	9600	Not Detected	47000	Not Detected
1,3,5-Trimethylbenzene	9600	Not Detected	47000	Not Detected
1,2,4-Trimethylbenzene	9600	Not Detected	47000	Not Detected
1,3-Dichlorobenzene	9600	Not Detected	58000	Not Detected
1,4-Dichlorobenzene	9600	Not Detected	58000	Not Detected
alpha-Chlorotoluene	9600	Not Detected	50000	Not Detected
1,2-Dichlorobenzene	9600	Not Detected	58000	Not Detected
1,2,4-Trichlorobenzene	38000	Not Detected	280000	Not Detected
Hexachlorobutadiene	38000	Not Detected	410000	Not Detected
~~Butane~~	~~38000~~	~~6300000 E~~	~~91000~~	~~15000000 E~~
~~Isopentane~~	~~38000~~	~~7100000 E~~	~~110000~~	~~21000000 E~~

J = Estimated value.
J = Estimated value due to bias in the CCV.
E = Exceeds instrument calibration range.
Container Type: 1 Liter Summa Canister

Surrogates	%Recovery	Method Limits
Toluene-d8	105	70-130
1,2-Dichloroethane-d4	101	70-130
4-Bromofluorobenzene	98	70-130

eurofins | Air Toxics

Client Sample ID: VMP-25-31-030613

Lab ID#: 1303140A-03A

EPA METHOD TO-15 GC/MS

File Name:	**14031922**	**Date of Collection: 3/6/13 12:16:00 PM**	
Dil. Factor:	**2540**	**Date of Analysis: 3/19/13 07:20 PM**	

Compound	Rpt. Limit (ppbv)	Amount (ppbv)	Rpt. Limit (ug/m3)	Amount (ug/m3)
Freon 12	13000	Not Detected	63000	Not Detected
Freon 114	13000	Not Detected	89000	Not Detected
Chloromethane	51000	Not Detected	100000	Not Detected
Vinyl Chloride	13000	Not Detected	32000	Not Detected
1,3-Butadiene	13000	Not Detected	28000	Not Detected
Bromomethane	13000	Not Detected	49000	Not Detected
Chloroethane	51000	4200 J	130000	11000 J
Freon 11	13000	Not Detected	71000	Not Detected
Ethanol	51000	8000 J	96000	15000 J
Freon 113	13000	Not Detected	97000	Not Detected
1,1-Dichloroethene	13000	Not Detected	50000	Not Detected
Acetone	51000	Not Detected	120000	Not Detected
2-Propanol	51000	2300 J	120000	5600 J
Carbon Disulfide	13000	Not Detected	40000	Not Detected
3-Chloropropene	51000	Not Detected	160000	Not Detected
Methylene Chloride	13000	8800 J	44000	30000 J
Methyl tert-butyl ether	13000	2000 J	46000	7400 J
trans-1,2-Dichloroethene	13000	Not Detected	50000	Not Detected
Hexane	13000	79000	45000	280000
1,1-Dichloroethane	13000	Not Detected	51000	Not Detected
2-Butanone (Methyl Ethyl Ketone)	51000	Not Detected	150000	Not Detected
cis-1,2-Dichloroethene	13000	Not Detected	50000	Not Detected
Tetrahydrofuran	13000	Not Detected	37000	Not Detected
Chloroform	13000	1500 J	62000	7300 J
1,1,1-Trichloroethane	13000	Not Detected	69000	Not Detected
Cyclohexane	13000	170000	44000	580000
Carbon Tetrachloride	13000	Not Detected	80000	Not Detected
2,2,4-Trimethylpentane	13000	210000	59000	990000
Benzene	13000	28000	40000	90000
1,2-Dichloroethane	13000	Not Detected	51000	Not Detected
Heptane	13000	15000	52000	60000
Trichloroethene	13000	2100 J	68000	11000 J
1,2-Dichloropropane	13000	Not Detected	59000	Not Detected
1,4-Dioxane	51000	Not Detected	180000	Not Detected
Bromodichloromethane	13000	Not Detected	85000	Not Detected
cis-1,3-Dichloropropene	13000	Not Detected	58000	Not Detected
4-Methyl-2-pentanone	13000	Not Detected	52000	Not Detected
Toluene	13000	3200 J	48000	12000 J
trans-1,3-Dichloropropene	13000	Not Detected	58000	Not Detected
1,1,2-Trichloroethane	13000	Not Detected	69000	Not Detected
Tetrachloroethene	13000	1600 J	86000	10000 J
2-Hexanone	51000	Not Detected	210000	Not Detected

Client Sample ID: VMP-25-31-030613

Lab ID#: 1303140A-03A

EPA METHOD TO-15 GC/MS

File Name:	**14031922**	**Date of Collection: 3/6/13 12:16:00 PM**	
Dil. Factor:	**2540**	**Date of Analysis: 3/19/13 07:20 PM**	

Compound	Rpt. Limit (ppbv)	Amount (ppbv)	Rpt. Limit (ug/m3)	Amount (ug/m3)
Dibromochloromethane	13000	Not Detected	110000	Not Detected
1,2-Dibromoethane (EDB)	13000	Not Detected	98000	Not Detected
Chlorobenzene	13000	Not Detected	58000	Not Detected
Ethyl Benzene	13000	Not Detected	55000	Not Detected
m,p-Xylene	13000	1600 J	55000	7000 J
o-Xylene	13000	1700 J	55000	7300 J
Styrene	13000	Not Detected	54000	Not Detected
Bromoform	13000	Not Detected	130000	Not Detected
Cumene	13000	Not Detected	62000	Not Detected
1,1,2,2-Tetrachloroethane	13000	Not Detected	87000	Not Detected
Propylbenzene	13000	Not Detected	62000	Not Detected
4-Ethyltoluene	13000	Not Detected	62000	Not Detected
1,3,5-Trimethylbenzene	13000	Not Detected	62000	Not Detected
1,2,4-Trimethylbenzene	13000	Not Detected	62000	Not Detected
1,3-Dichlorobenzene	13000	Not Detected	76000	Not Detected
1,4-Dichlorobenzene	13000	Not Detected	76000	Not Detected
alpha-Chlorotoluene	13000	Not Detected	66000	Not Detected
1,2-Dichlorobenzene	13000	Not Detected	76000	Not Detected
1,2,4-Trichlorobenzene	51000	Not Detected	380000	Not Detected
Hexachlorobutadiene	51000	Not Detected	540000	Not Detected
Butane	51000	2600000	120000	6200000
Isopentane	51000	7800000	150000	23000000

J = Estimated value.

Container Type: 1 Liter Summa Canister

Surrogates	%Recovery	Method Limits
1,2-Dichloroethane-d4	102	70-130
Toluene-d8	100	70-130
4-Bromofluorobenzene	99	70-130

eurofins | Air Toxics

Client Sample ID: Lab Blank

Lab ID#: 1303140A-04A

EPA METHOD TO-15 GC/MS FULL SCAN

File Name:	**p031812d**	**Date of Collection: NA**	
Dil. Factor:	**1.00**	**Date of Analysis: 3/18/13 04:45 PM**	

Compound	Rpt. Limit (ppbv)	Amount (ppbv)	Rpt. Limit (ug/m3)	Amount (ug/m3)
Freon 12	0.50	Not Detected	2.5	Not Detected
Freon 114	0.50	Not Detected	3.5	Not Detected
Chloromethane	5.0	Not Detected	10	Not Detected
Vinyl Chloride	0.50	Not Detected	1.3	Not Detected
1,3-Butadiene	0.50	Not Detected	1.1	Not Detected
Bromomethane	5.0	Not Detected	19	Not Detected
Chloroethane	2.0	Not Detected	5.3	Not Detected
Freon 11	0.50	Not Detected	2.8	Not Detected
Ethanol	2.0	Not Detected	3.8	Not Detected
Freon 113	0.50	Not Detected	3.8	Not Detected
1,1-Dichloroethene	0.50	Not Detected	2.0	Not Detected
Acetone	5.0	Not Detected	12	Not Detected
2-Propanol	2.0	Not Detected	4.9	Not Detected
Carbon Disulfide	2.0	0.44 J	6.2	1.4 J
3-Chloropropene	2.0	Not Detected	6.3	Not Detected
Methylene Chloride	5.0	0.12 J	17	0.44 J
Methyl tert-butyl ether	0.50	Not Detected	1.8	Not Detected
trans-1,2-Dichloroethene	0.50	Not Detected	2.0	Not Detected
Hexane	0.50	Not Detected	1.8	Not Detected
1,1-Dichloroethane	0.50	Not Detected	2.0	Not Detected
2-Butanone (Methyl Ethyl Ketone)	2.0	Not Detected	5.9	Not Detected
cis-1,2-Dichloroethene	0.50	Not Detected	2.0	Not Detected
Tetrahydrofuran	0.50	Not Detected	1.5	Not Detected
Chloroform	0.50	Not Detected	2.4	Not Detected
1,1,1-Trichloroethane	0.50	Not Detected	2.7	Not Detected
Cyclohexane	0.50	Not Detected	1.7	Not Detected
Carbon Tetrachloride	0.50	Not Detected	3.1	Not Detected
2,2,4-Trimethylpentane	0.50	Not Detected	2.3	Not Detected
Benzene	0.50	Not Detected	1.6	Not Detected
1,2-Dichloroethane	0.50	Not Detected	2.0	Not Detected
Heptane	0.50	Not Detected	2.0	Not Detected
Trichloroethene	0.50	Not Detected	2.7	Not Detected
1,2-Dichloropropane	0.50	Not Detected	2.3	Not Detected
1,4-Dioxane	2.0	Not Detected	7.2	Not Detected
Bromodichloromethane	0.50	Not Detected	3.4	Not Detected
cis-1,3-Dichloropropene	0.50	Not Detected	2.3	Not Detected
4-Methyl-2-pentanone	0.50	Not Detected	2.0	Not Detected
Toluene	0.50	Not Detected	1.9	Not Detected
trans-1,3-Dichloropropene	0.50	0.14 J	2.3	0.63 J
1,1,2-Trichloroethane	0.50	Not Detected	2.7	Not Detected
Tetrachloroethene	0.50	0.074 J	3.4	0.50 J
2-Hexanone	2.0	Not Detected	8.2	Not Detected

eurofins | Air Toxics

Client Sample ID: Lab Blank

Lab ID#: 1303140A-04A

EPA METHOD TO-15 GC/MS FULL SCAN

File Name:	**p031812d**	**Date of Collection: NA**	
Dil. Factor:	**1.00**	**Date of Analysis: 3/18/13 04:45 PM**	

Compound	Rpt. Limit (ppbv)	Amount (ppbv)	Rpt. Limit (ug/m3)	Amount (ug/m3)
Dibromochloromethane	0.50	Not Detected	4.2	Not Detected
1,2-Dibromoethane (EDB)	0.50	Not Detected	3.8	Not Detected
Chlorobenzene	0.50	0.095 J	2.3	0.44 J
Ethyl Benzene	0.50	Not Detected	2.2	Not Detected
m,p-Xylene	0.50	Not Detected	2.2	Not Detected
o-Xylene	0.50	Not Detected	2.2	Not Detected
Styrene	0.50	Not Detected	2.1	Not Detected
Bromoform	0.50	Not Detected	5.2	Not Detected
Cumene	0.50	Not Detected	2.4	Not Detected
1,1,2,2-Tetrachloroethane	0.50	Not Detected	3.4	Not Detected
Propylbenzene	0.50	0.072 J	2.4	0.35 J
4-Ethyltoluene	0.50	0.040 J	2.4	0.19 J
1,3,5-Trimethylbenzene	0.50	0.10 J	2.4	0.51 J
1,2,4-Trimethylbenzene	0.50	Not Detected	2.4	Not Detected
1,3-Dichlorobenzene	0.50	0.24 J	3.0	1.4 J
1,4-Dichlorobenzene	0.50	0.26 J	3.0	1.6 J
alpha-Chlorotoluene	0.50	0.13 J	2.6	0.70 J
1,2-Dichlorobenzene	0.50	0.21 J	3.0	1.3 J
1,2,4-Trichlorobenzene	2.0	0.91 J	15	6.8 J
Hexachlorobutadiene	2.0	0.36 J	21	3.8 J
Butane	2.0	Not Detected	4.8	Not Detected
Isopentane	2.0	Not Detected	5.9	Not Detected

J = Estimated value.

Container Type: NA - Not Applicable

Surrogates	%Recovery	Method Limits
Toluene-d8	96	70-130
1,2-Dichloroethane-d4	84	70-130
4-Bromofluorobenzene	96	70-130

eurofins | Air Toxics

Client Sample ID: Lab Blank

Lab ID#: 1303140A-04B

EPA METHOD TO-15 GC/MS

File Name:	**14031920a**	**Date of Collection: NA**	
Dil. Factor:	**1.00**	**Date of Analysis: 3/19/13 06:01 PM**	

Compound	Rpt. Limit (ppbv)	Amount (ppbv)	Rpt. Limit (ug/m3)	Amount (ug/m3)
Freon 12	5.0	Not Detected	25	Not Detected
Freon 114	5.0	Not Detected	35	Not Detected
Chloromethane	20	Not Detected	41	Not Detected
Vinyl Chloride	5.0	Not Detected	13	Not Detected
1,3-Butadiene	5.0	Not Detected	11	Not Detected
Bromomethane	5.0	Not Detected	19	Not Detected
Chloroethane	20	Not Detected	53	Not Detected
Freon 11	5.0	Not Detected	28	Not Detected
Ethanol	20	8.9 J	38	17 J
Freon 113	5.0	Not Detected	38	Not Detected
1,1-Dichloroethene	5.0	Not Detected	20	Not Detected
Acetone	20	Not Detected	48	Not Detected
2-Propanol	20	Not Detected	49	Not Detected
Carbon Disulfide	5.0	Not Detected	16	Not Detected
3-Chloropropene	20	Not Detected	63	Not Detected
Methylene Chloride	5.0	1.5 J	17	5.1 J
Methyl tert-butyl ether	5.0	Not Detected	18	Not Detected
trans-1,2-Dichloroethene	5.0	Not Detected	20	Not Detected
Hexane	5.0	Not Detected	18	Not Detected
1,1-Dichloroethane	5.0	Not Detected	20	Not Detected
2-Butanone (Methyl Ethyl Ketone)	20	Not Detected	59	Not Detected
cis-1,2-Dichloroethene	5.0	Not Detected	20	Not Detected
Tetrahydrofuran	5.0	Not Detected	15	Not Detected
Chloroform	5.0	Not Detected	24	Not Detected
1,1,1-Trichloroethane	5.0	Not Detected	27	Not Detected
Cyclohexane	5.0	Not Detected	17	Not Detected
Carbon Tetrachloride	5.0	Not Detected	31	Not Detected
2,2,4-Trimethylpentane	5.0	Not Detected	23	Not Detected
Benzene	5.0	Not Detected	16	Not Detected
1,2-Dichloroethane	5.0	Not Detected	20	Not Detected
Heptane	5.0	Not Detected	20	Not Detected
Trichloroethene	5.0	Not Detected	27	Not Detected
1,2-Dichloropropane	5.0	Not Detected	23	Not Detected
1,4-Dioxane	20	Not Detected	72	Not Detected
Bromodichloromethane	5.0	Not Detected	34	Not Detected
cis-1,3-Dichloropropene	5.0	Not Detected	23	Not Detected
4-Methyl-2-pentanone	5.0	Not Detected	20	Not Detected
Toluene	5.0	Not Detected	19	Not Detected
trans-1,3-Dichloropropene	5.0	Not Detected	23	Not Detected
1,1,2-Trichloroethane	5.0	Not Detected	27	Not Detected
Tetrachloroethene	5.0	Not Detected	34	Not Detected
2-Hexanone	20	Not Detected	82	Not Detected

Client Sample ID: Lab Blank

Lab ID#: 1303140A-04B

EPA METHOD TO-15 GC/MS

File Name:	**14031920a**	**Date of Collection: NA**	
Dil. Factor:	**1.00**	**Date of Analysis: 3/19/13 06:01 PM**	

Compound	Rpt. Limit (ppbv)	Amount (ppbv)	Rpt. Limit (ug/m3)	Amount (ug/m3)
Dibromochloromethane	5.0	Not Detected	42	Not Detected
1,2-Dibromoethane (EDB)	5.0	Not Detected	38	Not Detected
Chlorobenzene	5.0	Not Detected	23	Not Detected
Ethyl Benzene	5.0	Not Detected	22	Not Detected
m,p-Xylene	5.0	Not Detected	22	Not Detected
o-Xylene	5.0	Not Detected	22	Not Detected
Styrene	5.0	Not Detected	21	Not Detected
Bromoform	5.0	Not Detected	52	Not Detected
Cumene	5.0	Not Detected	24	Not Detected
1,1,2,2-Tetrachloroethane	5.0	Not Detected	34	Not Detected
Propylbenzene	5.0	Not Detected	24	Not Detected
4-Ethyltoluene	5.0	Not Detected	24	Not Detected
1,3,5-Trimethylbenzene	5.0	Not Detected	24	Not Detected
1,2,4-Trimethylbenzene	5.0	Not Detected	24	Not Detected
1,3-Dichlorobenzene	5.0	Not Detected	30	Not Detected
1,4-Dichlorobenzene	5.0	Not Detected	30	Not Detected
alpha-Chlorotoluene	5.0	Not Detected	26	Not Detected
1,2-Dichlorobenzene	5.0	Not Detected	30	Not Detected
1,2,4-Trichlorobenzene	20	Not Detected	150	Not Detected
Hexachlorobutadiene	20	Not Detected	210	Not Detected
Butane	20	Not Detected	48	Not Detected
Isopentane	20	Not Detected	59	Not Detected

J = Estimated value.

Container Type: NA - Not Applicable

Surrogates	%Recovery	Method Limits
1,2-Dichloroethane-d4	100	70-130
Toluene-d8	100	70-130
4-Bromofluorobenzene	99	70-130

Client Sample ID: CCV

Lab ID#: 1303140A-05A

EPA METHOD TO-15 GC/MS FULL SCAN

File Name:	**p031808**	**Date of Collection: NA**	
Dil. Factor:	**1.00**	**Date of Analysis: 3/18/13 01:58 PM**	

Compound	%Recovery
Freon 12	97
Freon 114	110
Chloromethane	104
Vinyl Chloride	110
1,3-Butadiene	95
Bromomethane	102
Chloroethane	96
Freon 11	91
Ethanol	103
Freon 113	98
1,1-Dichloroethene	104
Acetone	95
2-Propanol	95
Carbon Disulfide	95
3-Chloropropene	102
Methylene Chloride	90
Methyl tert-butyl ether	103
trans-1,2-Dichloroethene	103
Hexane	103
1,1-Dichloroethane	93
2-Butanone (Methyl Ethyl Ketone)	101
cis-1,2-Dichloroethene	109
Tetrahydrofuran	101
Chloroform	93
1,1,1-Trichloroethane	97
Cyclohexane	114
Carbon Tetrachloride	111
2,2,4-Trimethylpentane	136 Q
Benzene	127
1,2-Dichloroethane	100
Heptane	112
Trichloroethene	82
1,2-Dichloropropane	96
1,4-Dioxane	110
Bromodichloromethane	90
cis-1,3-Dichloropropene	105
4-Methyl-2-pentanone	110
Toluene	99
trans-1,3-Dichloropropene	82
1,1,2-Trichloroethane	78
Tetrachloroethene	78
2-Hexanone	105

eurofins | Air Toxics

Client Sample ID: CCV

Lab ID#: 1303140A-05A

EPA METHOD TO-15 GC/MS FULL SCAN

File Name:	**p031808**	**Date of Collection: NA**	
Dil. Factor:	**1.00**	**Date of Analysis: 3/18/13 01:58 PM**	

Compound	%Recovery
Dibromochloromethane	97
1,2-Dibromoethane (EDB)	102
Chlorobenzene	97
Ethyl Benzene	107
m,p-Xylene	110
o-Xylene	92
Styrene	94
Bromoform	81
Cumene	88
1,1,2,2-Tetrachloroethane	85
Propylbenzene	82
4-Ethyltoluene	88
1,3,5-Trimethylbenzene	90
1,2,4-Trimethylbenzene	90
1,3-Dichlorobenzene	81
1,4-Dichlorobenzene	82
alpha-Chlorotoluene	86
1,2-Dichlorobenzene	83
1,2,4-Trichlorobenzene	85
Hexachlorobutadiene	81
Butane	113
Isopentane	93

Q = Exceeds Quality Control limits.

Container Type: NA - Not Applicable

Surrogates	%Recovery	Method Limits
Toluene-d8	99	70-130
1,2-Dichloroethane-d4	108	70-130
4-Bromofluorobenzene	78	70-130

Client Sample ID: CCV
Lab ID#: 1303140A-05B
EPA METHOD TO-15 GC/MS

File Name:	**14031908a**	**Date of Collection: NA**	
Dil. Factor:	**1.00**	**Date of Analysis: 3/19/13 12:04 PM**	

Compound	%Recovery
Freon 12	100
Freon 114	104
Chloromethane	100
Vinyl Chloride	101
1,3-Butadiene	106
Bromomethane	98
Chloroethane	95
Freon 11	102
Ethanol	105
Freon 113	96
1,1-Dichloroethene	100
Acetone	102
2-Propanol	98
Carbon Disulfide	93
3-Chloropropene	98
Methylene Chloride	95
Methyl tert-butyl ether	100
trans-1,2-Dichloroethene	100
Hexane	96
1,1-Dichloroethane	98
2-Butanone (Methyl Ethyl Ketone)	101
cis-1,2-Dichloroethene	94
Tetrahydrofuran	97
Chloroform	98
1,1,1-Trichloroethane	98
Cyclohexane	98
Carbon Tetrachloride	99
2,2,4-Trimethylpentane	98
Benzene	96
1,2-Dichloroethane	100
Heptane	99
Trichloroethene	98
1,2-Dichloropropane	96
1,4-Dioxane	102
Bromodichloromethane	98
cis-1,3-Dichloropropene	100
4-Methyl-2-pentanone	104
Toluene	98
trans-1,3-Dichloropropene	98
1,1,2-Trichloroethane	100
Tetrachloroethene	102
2-Hexanone	97

eurofins | Air Toxics

Client Sample ID: CCV
Lab ID#: 1303140A-05B
EPA METHOD TO-15 GC/MS

File Name:	**14031908a**	**Date of Collection: NA**	
Dil. Factor:	**1.00**	**Date of Analysis: 3/19/13 12:04 PM**	

Compound	%Recovery
Dibromochloromethane	101
1,2-Dibromoethane (EDB)	100
Chlorobenzene	101
Ethyl Benzene	101
m,p-Xylene	101
o-Xylene	100
Styrene	101
Bromoform	104
Cumene	102
1,1,2,2-Tetrachloroethane	97
Propylbenzene	103
4-Ethyltoluene	104
1,3,5-Trimethylbenzene	99
1,2,4-Trimethylbenzene	97
1,3-Dichlorobenzene	100
1,4-Dichlorobenzene	100
alpha-Chlorotoluene	100
1,2-Dichlorobenzene	98
1,2,4-Trichlorobenzene	111
Hexachlorobutadiene	119
Butane	88
Isopentane	96

Container Type: NA - Not Applicable

Surrogates	%Recovery	Method Limits
1,2-Dichloroethane-d4	96	70-130
Toluene-d8	100	70-130
4-Bromofluorobenzene	102	70-130

eurofins | Air Toxics

Client Sample ID: LCS

Lab ID#: 1303140A-06A

EPA METHOD TO-15 GC/MS FULL SCAN

File Name:	**p031809**	**Date of Collection: NA**	
Dil. Factor:	**1.00**	**Date of Analysis: 3/18/13 02:51 PM**	

Compound	%Recovery
Freon 12	94
Freon 114	116
Chloromethane	116
Vinyl Chloride	118
1,3-Butadiene	99
Bromomethane	102
Chloroethane	100
Freon 11	92
Ethanol	77
Freon 113	100
1,1-Dichloroethene	111
Acetone	99
2-Propanol	101
Carbon Disulfide	119
3-Chloropropene	122
Methylene Chloride	92
Methyl tert-butyl ether	108
trans-1,2-Dichloroethene	121
Hexane	104
1,1-Dichloroethane	96
2-Butanone (Methyl Ethyl Ketone)	106
cis-1,2-Dichloroethene	112
Tetrahydrofuran	101
Chloroform	96
1,1,1-Trichloroethane	121
Cyclohexane	155 Q
Carbon Tetrachloride	109
2,2,4-Trimethylpentane	131 Q
Benzene	122
1,2-Dichloroethane	97
Heptane	121
Trichloroethene	106
1,2-Dichloropropane	99
1,4-Dioxane	110
Bromodichloromethane	92
cis-1,3-Dichloropropene	106
4-Methyl-2-pentanone	110
Toluene	101
trans-1,3-Dichloropropene	82
1,1,2-Trichloroethane	79
Tetrachloroethene	79
2-Hexanone	83

eurofins | Air Toxics

Client Sample ID: LCS

Lab ID#: 1303140A-06A

EPA METHOD TO-15 GC/MS FULL SCAN

File Name:	**p031809**	**Date of Collection: NA**	
Dil. Factor:	**1.00**	**Date of Analysis: 3/18/13 02:51 PM**	

Compound	%Recovery
Dibromochloromethane	80
1,2-Dibromoethane (EDB)	82
Chlorobenzene	100
Ethyl Benzene	106
m,p-Xylene	109
o-Xylene	111
Styrene	114
Bromoform	87
Cumene	91
1,1,2,2-Tetrachloroethane	65 Q
Propylbenzene	86
4-Ethyltoluene	88
1,3,5-Trimethylbenzene	93
1,2,4-Trimethylbenzene	92
1,3-Dichlorobenzene	85
1,4-Dichlorobenzene	83
alpha-Chlorotoluene	88
1,2-Dichlorobenzene	86
1,2,4-Trichlorobenzene	93
Hexachlorobutadiene	84
Butane	114
Isopentane	98

Q = Exceeds Quality Control limits.

Container Type: NA - Not Applicable

Surrogates	%Recovery	Method Limits
Toluene-d8	100	70-130
1,2-Dichloroethane-d4	100	70-130
4-Bromofluorobenzene	80	70-130

eurofins | Air Toxics

Client Sample ID: LCSD

Lab ID#: 1303140A-06AA

EPA METHOD TO-15 GC/MS FULL SCAN

File Name:	**p031810**	**Date of Collection: NA**	
Dil. Factor:	**1.00**	**Date of Analysis: 3/18/13 03:22 PM**	

Compound	%Recovery
Freon 12	98
Freon 114	113
Chloromethane	107
Vinyl Chloride	129
1,3-Butadiene	121
Bromomethane	102
Chloroethane	96
Freon 11	88
Ethanol	74
Freon 113	98
1,1-Dichloroethene	108
Acetone	97
2-Propanol	97
Carbon Disulfide	118
3-Chloropropene	120
Methylene Chloride	90
Methyl tert-butyl ether	105
trans-1,2-Dichloroethene	116
Hexane	103
1,1-Dichloroethane	93
2-Butanone (Methyl Ethyl Ketone)	123
cis-1,2-Dichloroethene	132 Q
Tetrahydrofuran	101
Chloroform	93
1,1,1-Trichloroethane	95
Cyclohexane	116
Carbon Tetrachloride	93
2,2,4-Trimethylpentane	105
Benzene	101
1,2-Dichloroethane	84
Heptane	109
Trichloroethene	104
1,2-Dichloropropane	97
1,4-Dioxane	109
Bromodichloromethane	90
cis-1,3-Dichloropropene	105
4-Methyl-2-pentanone	112
Toluene	99
trans-1,3-Dichloropropene	80
1,1,2-Trichloroethane	77
Tetrachloroethene	78
2-Hexanone	80

Client Sample ID: LCSD

Lab ID#: 1303140A-06AA

EPA METHOD TO-15 GC/MS FULL SCAN

File Name:	**p031810**	**Date of Collection: NA**	
Dil. Factor:	**1.00**	**Date of Analysis: 3/18/13 03:22 PM**	

Compound	%Recovery
Dibromochloromethane	94
1,2-Dibromoethane (EDB)	93
Chlorobenzene	99
Ethyl Benzene	108
m,p-Xylene	115
o-Xylene	113
Styrene	118
Bromoform	94
Cumene	104
1,1,2,2-Tetrachloroethane	70
Propylbenzene	89
4-Ethyltoluene	85
1,3,5-Trimethylbenzene	90
1,2,4-Trimethylbenzene	90
1,3-Dichlorobenzene	83
1,4-Dichlorobenzene	82
alpha-Chlorotoluene	85
1,2-Dichlorobenzene	84
1,2,4-Trichlorobenzene	90
Hexachlorobutadiene	82
Butane	114
Isopentane	93

Q = Exceeds Quality Control limits.

Container Type: NA - Not Applicable

Surrogates	%Recovery	Method Limits
Toluene-d8	98	70-130
1,2-Dichloroethane-d4	84	70-130
4-Bromofluorobenzene	95	70-130

Client Sample ID: LCS

Lab ID#: 1303140A-06B

EPA METHOD TO-15 GC/MS

File Name:	**14031917e**	**Date of Collection: NA**	
Dil. Factor:	**1.00**	**Date of Analysis: 3/19/13 03:51 PM**	

Compound	%Recovery
Freon 12	93
Freon 114	95
Chloromethane	96
Vinyl Chloride	92
1,3-Butadiene	97
Bromomethane	89
Chloroethane	87
Freon 11	93
Ethanol	92
Freon 113	89
1,1-Dichloroethene	98
Acetone	87
2-Propanol	87
Carbon Disulfide	104
3-Chloropropene	97
Methylene Chloride	87
Methyl tert-butyl ether	89
trans-1,2-Dichloroethene	103
Hexane	86
1,1-Dichloroethane	90
2-Butanone (Methyl Ethyl Ketone)	93
cis-1,2-Dichloroethene	88
Tetrahydrofuran	86
Chloroform	91
1,1,1-Trichloroethane	90
Cyclohexane	90
Carbon Tetrachloride	94
2,2,4-Trimethylpentane	88
Benzene	88
1,2-Dichloroethane	90
Heptane	89
Trichloroethene	89
1,2-Dichloropropane	88
1,4-Dioxane	91
Bromodichloromethane	88
cis-1,3-Dichloropropene	88
4-Methyl-2-pentanone	92
Toluene	89
trans-1,3-Dichloropropene	85
1,1,2-Trichloroethane	92
Tetrachloroethene	91
2-Hexanone	91

eurofins | Air Toxics

Client Sample ID: LCS

Lab ID#: 1303140A-06B

EPA METHOD TO-15 GC/MS

File Name:	**14031917e**	**Date of Collection: NA**	
Dil. Factor:	**1.00**	**Date of Analysis: 3/19/13 03:51 PM**	

Compound	%Recovery
Dibromochloromethane	90
1,2-Dibromoethane (EDB)	93
Chlorobenzene	92
Ethyl Benzene	91
m,p-Xylene	93
o-Xylene	92
Styrene	96
Bromoform	91
Cumene	94
1,1,2,2-Tetrachloroethane	92
Propylbenzene	96
4-Ethyltoluene	94
1,3,5-Trimethylbenzene	93
1,2,4-Trimethylbenzene	90
1,3-Dichlorobenzene	94
1,4-Dichlorobenzene	94
alpha-Chlorotoluene	84
1,2-Dichlorobenzene	93
1,2,4-Trichlorobenzene	108
Hexachlorobutadiene	96
Butane	82
Isopentane	87

Container Type: NA - Not Applicable

Surrogates	%Recovery	Method Limits
1,2-Dichloroethane-d4	98	70-130
Toluene-d8	100	70-130
4-Bromofluorobenzene	99	70-130

eurofins | Air Toxics

Client Sample ID: LCSD

Lab ID#: 1303140A-06BB

EPA METHOD TO-15 GC/MS

File Name:	**14031918**	**Date of Collection: NA**	
Dil. Factor:	**1.00**	**Date of Analysis: 3/19/13 04:20 PM**	

Compound	%Recovery
Freon 12	93
Freon 114	95
Chloromethane	97
Vinyl Chloride	93
1,3-Butadiene	97
Bromomethane	89
Chloroethane	86
Freon 11	92
Ethanol	96
Freon 113	89
1,1-Dichloroethene	98
Acetone	86
2-Propanol	89
Carbon Disulfide	104
3-Chloropropene	95
Methylene Chloride	89
Methyl tert-butyl ether	90
trans-1,2-Dichloroethene	104
Hexane	87
1,1-Dichloroethane	90
2-Butanone (Methyl Ethyl Ketone)	91
cis-1,2-Dichloroethene	87
Tetrahydrofuran	87
Chloroform	91
1,1,1-Trichloroethane	90
Cyclohexane	91
Carbon Tetrachloride	92
2,2,4-Trimethylpentane	88
Benzene	89
1,2-Dichloroethane	90
Heptane	88
Trichloroethene	91
1,2-Dichloropropane	88
1,4-Dioxane	90
Bromodichloromethane	90
cis-1,3-Dichloropropene	88
4-Methyl-2-pentanone	94
Toluene	88
trans-1,3-Dichloropropene	86
1,1,2-Trichloroethane	90
Tetrachloroethene	91
2-Hexanone	91

eurofins | Air Toxics

Client Sample ID: LCSD

Lab ID#: 1303140A-06BB

EPA METHOD TO-15 GC/MS

File Name:	**14031918**	**Date of Collection: NA**	
Dil. Factor:	**1.00**	**Date of Analysis: 3/19/13 04:20 PM**	

Compound	%Recovery
Dibromochloromethane	91
1,2-Dibromoethane (EDB)	92
Chlorobenzene	92
Ethyl Benzene	91
m,p-Xylene	92
o-Xylene	93
Styrene	94
Bromoform	91
Cumene	94
1,1,2,2-Tetrachloroethane	92
Propylbenzene	97
4-Ethyltoluene	93
1,3,5-Trimethylbenzene	92
1,2,4-Trimethylbenzene	89
1,3-Dichlorobenzene	93
1,4-Dichlorobenzene	93
alpha-Chlorotoluene	88
1,2-Dichlorobenzene	94
1,2,4-Trichlorobenzene	111
Hexachlorobutadiene	100
Butane	74
Isopentane	89

Container Type: NA - Not Applicable

Surrogates	%Recovery	Method Limits
1,2-Dichloroethane-d4	98	70-130
Toluene-d8	101	70-130
4-Bromofluorobenzene	99	70-130

1303140

Shell Oil Products Chain Of Custody Record

URS

Air Toxics LTD.
Project Name: Roxana Soil Vapor
Project # 21562850.04001
Lab Vendor #

Please Check Appropriate Box:
☑ ENV. SERVICES ☐ MOTIVA RETAIL ☐ SHELL RETAIL
☐ MOTIVA SD&CM ☐ CONSULTANT ☐ LUBES
☐ SHELL PIPELINE ☐ OTHER _____

Print Bill To Contact Name: Robert Moosheglan

INCIDENT # (ENV SERVICES): 9 7 2 1 6 6 4 0 ☐ CHECK IF NO INCIDENT # APPLIES

PO #:

SAP #: 3 4 0 0 6 1

DATE: 03/06/13

PAGE: 1 of 1

SAMPLING COMPANY: URS CORPORATION

LOG CODE:

SITE ADDRESS: Street and City: 900 SOUTH CENTRAL AVE – ROXANA

State: IL

GLOBAL ID NO.:

ADDRESS: 1001 HIGHLANDS PLAZA DRIVE WEST - SUITE 300, ST LOUIS, MO 63110

EDF DELIVERABLE TO (Name, Company, Office Location): Elizabeth Kunkel, URS, St. Louis

PHONE NO.: 314-743-4179

E-MAIL: Elizabeth_Kunkel@URSCorp.com

CONSULTANT PROJECT MANAGER: Roxana Soil Vapor

Laboratory Address: Air Toxics, LTD 180 Blue Ravine Road, Suite B, Folsom, CA 95630-4719

TELEPHONE:

FAX: 314-429-0462

EDF To Contact E-MAIL: Robert.Moosheglan@urs.com

E. Arthur, M. Corbett

TURNAROUND TIME (CALENDAR DAYS)
☑ STANDARD (14 DAY) ☐ 5 DAYS ☐ 3 DAYS ☐ 2 DAYS ☐ 24 HOURS ☐ RESULTS NEEDED ON WEEKEND

REQUESTED ANALYSIS

☐ LA - RWQCB REPORT FORMAT ☑ UST AGENCY:

DELIVERABLES ☐ LEVEL 1 ☐ LEVEL 2 ☐ LEVEL 3 ☑ LEVEL 4 ☐ OTHER (SPECIFY): _____

☑ SHELL CONTRACT RATE APPLIES
☐ STATE REIMBURSEMENT RATE APPLIES
☐ EDD NOT NEEDED
☑ RECEIPT VERIFICATION REQUESTED

Turn Around Time: ☑ Normal ☐ Rush ☐ Specify

Lab Use Only
Pressurized by:
Date:
Pressurization Gas: N_2 He

LAB USE ONLY	Field Sample Identification	SAMPLING DATE	SAMPLING TIME	Canister Number	Canister Pressure/Vacuum Initial	Final	Receipt	Final (psi)	Modified TO-15 + Butane & Isopentane	ASTM D-1946 + Helium						
CA	VMP-25-5-030613	03/06/13	825-855	15721	-28	-8.5			X	X						
CA	VMP-25-21-030613	03/06/13	1053-1123	2092	-30	-6.5			X	X						
CA	VMP-25-31-030613	03/06/13	1148-1218	34642	-30	-6			X	X						
									X	X						
									X	X						
									X	X						
									X	X						
									X	X						
									X	X						
									X	X						

ADDITIONAL NOTES:

- 14 day hold time
- Report results between MDL and RL
- Level IV ECVP

Custody Seal Intact?
(Y) N None Temp NA

Relinquished by: (Signature)	Received by: (Signature)	Date	Time
	FEDEX	3/6/13	1700
Relinquished by: (Signature)	Received by: (Signature)	3/07/13	0930
Relinquished by: (Signature)	Received by: (Signature)	Date	Time

05/2006 Revision

eurofins | Air Toxics

3/27/2013
Ms. Elizabeth Kunkel
URS Corporation
1001 Highlands Plaza Dr. West
Suite 300
St. Louis MO 63110

Project Name: Roxana Soil Vapor
Project #: 21562850.04001
Workorder #: 1303140B

Dear Ms. Elizabeth Kunkel

The following report includes the data for the above referenced project for sample(s) received on 3/7/2013 at Air Toxics Ltd.

The data and associated QC analyzed by Modified ASTM D-1946 are compliant with the project requirements or laboratory criteria with the exception of the deviations noted in the attached case narrative.

Thank you for choosing Air Toxics Ltd. for your air analysis needs. Air Toxics Ltd. is committed to providing accurate data of the highest quality. Please feel free to contact the Project Manager: Kelly Buettner at 916-985-1000 if you have any questions regarding the data in this report.

Regards,

Kelly Buettner

Project Manager

Reviewed
on
3/28/2013

eurofins | Air Toxics

WORK ORDER #: 1303140B

Work Order Summary

CLIENT:	Ms. Elizabeth Kunkel URS Corporation 1001 Highlands Plaza Dr. West Suite 300 St. Louis, MO 63110	**BILL TO:**	Accounts Payable Austin URS Corporation P.O. BOX 203970 Austin, TX 78720-1088
PHONE:	314-743-4179	**P.O. #**	21562735.00013
FAX:		**PROJECT #**	21562850.04001 Roxana Soil Vapor
DATE RECEIVED:	03/07/2013	**CONTACT:**	Kelly Buettner
DATE COMPLETED:	03/27/2013		

FRACTION #	NAME	TEST	RECEIPT VAC./PRES.	FINAL PRESSURE
01A	VMP-25-5-030613	Modified ASTM D-1946	6.3 "Hg	15.1 psi
02A	VMP-25-21-030613	Modified ASTM D-1946	4.8 "Hg	15 psi
03A	VMP-25-31-030613	Modified ASTM D-1946	5.3 "Hg	14.8 psi
04A	Lab Blank	Modified ASTM D-1946	NA	NA
04B	Lab Blank	Modified ASTM D-1946	NA	NA
04C	Lab Blank	Modified ASTM D-1946	NA	NA
05A	LCS	Modified ASTM D-1946	NA	NA
05AA	LCSD	Modified ASTM D-1946	NA	NA
05B	LCS	Modified ASTM D-1946	NA	NA
05BB	LCSD	Modified ASTM D-1946	NA	NA
05C	LCS	Modified ASTM D-1946	NA	NA
05CC	LCSD	Modified ASTM D-1946	NA	NA

CERTIFIED BY: Heidi Rooyes DATE: 03/27/13

Technical Director

Certification numbers: AZ Licensure AZ0775, CA NELAP - 12282CA, NY NELAP - 11291,
TX NELAP - T104704434-12-4, UT NELAP CA009332012-3, WA NELAP - C935
Name of Accrediting Agency: NELAP/ORELAP (Oregon Environmental Laboratory Accreditation Program)
Accreditation number: CA300005, Effective date: 10/18/2012, Expiration date: 10/17/2013.
Eurofins Air Toxics Ltd. certifies that the test results contained in this report meet all requirements of the NELAC standards

This report shall not be reproduced, except in full, without the written approval of Eurofins Air Toxics, Inc.

180 BLUE RAVINE ROAD, SUITE B FOLSOM, CA - 9563
(916) 985-1000 . (800) 985-5955 . FAX (916) 985-1020

LABORATORY NARRATIVE
Modified ASTM D-1946
URS Corporation
Workorder# 1303140B

Three 1 Liter Summa Canister samples were received on March 07, 2013. The laboratory performed analysis via Modified ASTM Method D-1946 for Methane and fixed gases in air using GC/FID or GC/TCD. The method involves direct injection of 1.0 mL of sample.

On the analytical column employed for this analysis, Oxygen coelutes with Argon. The corresponding peak is quantitated as Oxygen.

Since Nitrogen is used to pressurize samples, the reported Nitrogen values are calculated by adding all the sample components and subtracting from 100%.

Method modifications taken to run these samples are summarized in the table below. Specific project requirements may over-ride the ATL modifications.

Requirement	*ASTM D-1946*	*ATL Modifications*
Calibration	A single point calibration is performed using a reference standard closely matching the composition of the unknown.	A 3-point calibration curve is performed. Quantitation is based on a daily calibration standard which may or may not resemble the composition of the associated samples.
Reference Standard	The composition of any reference standard must be known to within 0.01 mol % for any component.	The standards used by ATL are blended to a >/= 95% accuracy.
Sample Injection Volume	Components whose concentrations are in excess of 5 % should not be analyzed by using sample volumes greater than 0.5 mL.	The sample container is connected directly to a fixed volume sample loop of 1.0 mL on the GC. Linear range is defined by the calibration curve. Bags are loaded by vacuum.
Normalization	Normalize the mole percent values by multiplying each value by 100 and dividing by the sum of the original values. The sum of the original values should not differ from 100% by more than 1.0%.	Results are not normalized. The sum of the reported values can differ from 100% by as much as 15%, either due to analytical variability or an unusual sample matrix.
Precision	Precision requirements established at each concentration level.	Duplicates should agree within 25% RPD for detections > 5 X's the RL.

Receiving Notes

There were no receiving discrepancies.

Analytical Notes

As per project specific client request the laboratory has reported estimated values for target compound hits that are below the Reporting Limit but greater than the Method Detection Limit. Concentrations that are below the level at which the canister was certified may be false positives.

The associated comprehensive validation package provided at a later date shows the time of analysis in GMT in the raw data files. Due to software limitations the time can not be adjusted however, the time on the final PDF and EDD reports is provided in PST.

The reported Samples for each daily batch may be derived from more than one analytical file.
The reporting limit for Nitrogen was raised from 0.10% to 0.50%.

Definition of Data Qualifying Flags

Seven qualifiers may have been used on the data analysis sheets and indicate as follows:
B - Compound present in laboratory blank greater than reporting limit.
J - Estimated value.
E - Exceeds instrument calibration range.
S - Saturated peak.
Q - Exceeds quality control limits.
U - Compound analyzed for but not detected above the detection limit.
M - Reported value may be biased due to apparent matrix interferences.
File extensions may have been used on the data analysis sheets and indicates as follows:
a-File was requantified
b-File was quantified by a second column and detector
r1-File was requantified for the purpose of reissue

eurofins | Air Toxics

Summary of Detected Compounds
NATURAL GAS ANALYSIS BY MODIFIED ASTM D-1946

Client Sample ID: VMP-25-5-030613

Lab ID#: 1303140B-01A

Compound	Rpt. Limit (%)	Amount (%)
Oxygen	0.26	17
Nitrogen	1.3	81
Methane	0.00026	0.00025 J
Carbon Dioxide	0.026	1.9

Client Sample ID: VMP-25-21-030613

Lab ID#: 1303140B-02A

Compound	Rpt. Limit (%)	Amount (%)
Oxygen	0.24	3.9
Nitrogen	1.2	48
Methane	0.00024	31
Carbon Dioxide	0.024	12
Ethane	0.0024	0.021
Helium	0.12	1.7

Client Sample ID: VMP-25-31-030613

Lab ID#: 1303140B-03A

Compound	Rpt. Limit (%)	Amount (%)
Oxygen	0.24	2.2
Nitrogen	1.2	57
Methane	0.00024	26
Carbon Dioxide	0.024	12
Ethane	0.0024	0.035

eurofins | Air Toxics

Client Sample ID: VMP-25-5-030613

Lab ID#: 1303140B-01A

NATURAL GAS ANALYSIS BY MODIFIED ASTM D-1946

File Name:	**10032019B**	**Date of Collection:**	**3/6/13 9:55:00 AM**
Dil. Factor:	**2.57**	**Date of Analysis:**	**3/20/13 08:36 PM**

Compound	Rpt. Limit (%)	Amount (%)
Oxygen	0.26	17
Nitrogen	1.3	81
Carbon Monoxide	0.026	Not Detected
Methane	0.00026	0.00025 J
Carbon Dioxide	0.026	1.9
Ethane	0.0026	Not Detected
Ethene	0.0026	Not Detected
Helium	0.13	Not Detected

J = Estimated value.

Container Type: 1 Liter Summa Canister

eurofins | Air Toxics

Client Sample ID: VMP-25-21-030613

Lab ID#: 1303140B-02A

NATURAL GAS ANALYSIS BY MODIFIED ASTM D-1946

File Name:	**10032020B**	**Date of Collection:**	**3/6/13 11:23:00 AM**
Dil. Factor:	**2.40**	**Date of Analysis:**	**3/20/13 09:15 PM**

Compound	Rpt. Limit (%)	Amount (%)
Oxygen	0.24	3.9
Nitrogen	1.2	48
Carbon Monoxide	0.024	Not Detected
Methane	0.00024	31
Carbon Dioxide	0.024	12
Ethane	0.0024	0.021
Ethene	0.0024	Not Detected
Helium	0.12	1.7

Container Type: 1 Liter Summa Canister

eurofins | Air Toxics

Client Sample ID: VMP-25-31-030613

Lab ID#: 1303140B-03A

NATURAL GAS ANALYSIS BY MODIFIED ASTM D-1946

File Name:	**10032021B**	**Date of Collection:**	**3/6/13 12:16:00 PM**
Dil. Factor:	**2.44**	**Date of Analysis:**	**3/20/13 10:24 PM**

Compound	Rpt. Limit (%)	Amount (%)
Oxygen	0.24	2.2
Nitrogen	1.2	57
Carbon Monoxide	0.024	Not Detected
Methane	0.00024	26
Carbon Dioxide	0.024	12
Ethane	0.0024	0.035
Ethene	0.0024	Not Detected
Helium	0.12	Not Detected

Container Type: 1 Liter Summa Canister

eurofins | Air Toxics

Client Sample ID: Lab Blank

Lab ID#: 1303140B-04A

NATURAL GAS ANALYSIS BY MODIFIED ASTM D-1946

File Name:	**10032005Ba**	**Date of Collection: NA**	
Dil. Factor:	**1.00**	**Date of Analysis: 3/20/13 01:11 PM**	

Compound	Rpt. Limit (%)	Amount (%)
Oxygen	0.10	0.016 J
Nitrogen	0.50	0.098 J
Carbon Monoxide	0.010	Not Detected
Carbon Dioxide	0.010	Not Detected

J = Estimated value.

Container Type: NA - Not Applicable

eurofins | Air Toxics

Client Sample ID: Lab Blank

Lab ID#: 1303140B-04B

NATURAL GAS ANALYSIS BY MODIFIED ASTM D-1946

File Name:	**10032004C**	**Date of Collection: NA**	
Dil. Factor:	**1.00**	**Date of Analysis: 3/20/13 12:47 PM**	

Compound	Rpt. Limit (%)	Amount (%)
Helium	0.050	Not Detected

Container Type: NA - Not Applicable

eurofins | Air Toxics

Client Sample ID: Lab Blank

Lab ID#: 1303140B-04C

NATURAL GAS ANALYSIS BY MODIFIED ASTM D-1946

File Name:	**9031903a**	**Date of Collection: NA**	
Dil. Factor:	**1.00**	**Date of Analysis: 3/19/13 05:58 AM**	

Compound	Rpt. Limit (%)	Amount (%)
Methane	0.00010	0.000032 J
Ethane	0.0010	Not Detected
Ethene	0.0010	Not Detected

J = Estimated value.

Container Type: NA - Not Applicable

eurofins | Air Toxics

Client Sample ID: LCS

Lab ID#: 1303140B-05A

NATURAL GAS ANALYSIS BY MODIFIED ASTM D-1946

File Name:	**10032002Ba**	**Date of Collection: NA**	
Dil. Factor:	**1.00**	**Date of Analysis: 3/20/13 07:02 PM**	

Compound	%Recovery
Oxygen	101
Nitrogen	100
Carbon Monoxide	100
Carbon Dioxide	101

Container Type: NA - Not Applicable

eurofins | Air Toxics

Client Sample ID: LCSD

Lab ID#: 1303140B-05AA

NATURAL GAS ANALYSIS BY MODIFIED ASTM D-1946

File Name:	**10032029Ba**	**Date of Collection: NA**	
Dil. Factor:	**1.00**	**Date of Analysis: 3/21/13 02:56 AM**	

Compound	%Recovery
Oxygen	101
Nitrogen	100
Carbon Monoxide	100
Carbon Dioxide	100

Container Type: NA - Not Applicable

eurofins | Air Toxics

Client Sample ID: LCS

Lab ID#: 1303140B-05B

NATURAL GAS ANALYSIS BY MODIFIED ASTM D-1946

File Name:	**10032002Ca**	**Date of Collection: NA**	
Dil. Factor:	**1.00**	**Date of Analysis: 3/20/13 07:02 PM**	

Compound	%Recovery
Helium	100

Container Type: NA - Not Applicable

eurofins | Air Toxics

Client Sample ID: LCSD

Lab ID#: 1303140B-05BB

NATURAL GAS ANALYSIS BY MODIFIED ASTM D-1946

File Name:	**10032029Ca**	**Date of Collection: NA**	
Dil. Factor:	**1.00**	**Date of Analysis: 3/21/13 02:56 AM**	

Compound	%Recovery
Helium	100

Container Type: NA - Not Applicable

eurofins | Air Toxics

Client Sample ID: LCS

Lab ID#: 1303140B-05C

NATURAL GAS ANALYSIS BY MODIFIED ASTM D-1946

File Name:	**9031902**	**Date of Collection: NA**	
Dil. Factor:	**1.00**	**Date of Analysis: 3/19/13 05:36 AM**	

Compound	%Recovery
Methane	98
Ethane	100
Ethene	99

Container Type: NA - Not Applicable

eurofins | Air Toxics

Client Sample ID: LCSD

Lab ID#: 1303140B-05CC

NATURAL GAS ANALYSIS BY MODIFIED ASTM D-1946

File Name:	**9031925**	**Date of Collection: NA**	
Dil. Factor:	**1.00**	**Date of Analysis: 3/19/13 07:15 PM**	

Compound	%Recovery
Methane	98
Ethane	101
Ethene	100

Container Type: NA - Not Applicable

1303140

Shell Oil Products Chain Of Custody Record

URS

Air Toxics LTD.
Project Name: Roxana Soil Vapor
Project # 21562850.04001
Lab Vendor #

Please Check Appropriate Box:
☑ ENV. SERVICES ☐ MOTIVA RETAIL ☐ SHELL RETAIL
☐ MOTIVA S/B&CM ☐ CONSULTANT ☐ LUBES
☐ SHELL PIPELINE ☐ OTHER

Print Bill To Contact Name: Robert Moosnegian
INCIDENT # (ENV SERVICES): 9 7 2 1 6 6 4 0 ☐ CHECK IF NO INCIDENT # APPLIES
PO #:
SAP #: 3 4 0 0 6 1
DATE: 03/06/13
PAGE: 1 of 1

SAMPLING COMPANY: URS CORPORATION
LOG CODE:
SITE ADDRESS: Street and City: 900 SOUTH CENTRAL AVE – ROXANA
State: IL
GLOBAL ID NO:
ADDRESS: 1001 HIGHLANDS PLAZA DRIVE WEST - SUITE 300, ST LOUIS, MO 63110
EDF DELIVERABLE TO (Name, Company, Office Location): Elizabeth Kunkel, URS, St. Louis
PHONE NO.: 314-743-4179
E-MAIL: Elizabeth_Kunkel@URSCorp.com
CONSULTANT PROJECT NAME#: Roxana Soil Vapor
Laboratory Address: Air Toxics, LTD 180 Blue Ravine Road, Suite B, Folsom, CA 95630-4719
E. Arthur, M. Corbett
TELEPHONE:
FAX: 314-429-0462
Bill To Contact E-MAIL: Robert.Moosnegian@urs.com

TURNAROUND TIME (CALENDAR DAYS):
☑ STANDARD (14 DAY) ☐ 5 DAYS ☐ 3 DAYS ☐ 2 DAYS ☐ 24 HOURS ☐ RESULTS NEEDED ON WEEKEND

☐ LA - RWQCB REPORT FORMAT ☑ UST AGENCY:

DELIVERABLES: ☐ LEVEL 1 ☐ LEVEL 2 ☐ LEVEL 3 ☑ LEVEL 4 ☐ OTHER (SPECIFY):

☑ SHELL CONTRACT RATE APPLIES
☐ STATE REIMBURSEMENT RATE APPLIES
☐ EDD NOT NEEDED
☑ RECEIPT VERIFICATION REQUESTED

REQUESTED ANALYSIS

Lab Use Only	Field Sample Identification	SAMPLING DATE	SAMPLING TIME	Canister Number	Canister Pressure/Vacuum Initial	Final	Receipt	Final (psi)	Modified TO-15 + Butane & Isopentane	ASTM D-1946 + Helium
01A	VMP-25-5-030613	03/06/13	825-935	16721	-28	-8.5			X	X
02A	VMP-25-21-030613	03/06/13	1053-1123	2062	-30	-6.5			X	X
03A	VMP-25-31-030613	03/06/13	1145-1218	34642	-30	-8			X	X
									X	X
									X	X
									X	X
									X	X
									X	X
									X	X
									X	X

Turn Around Time: ☑ Normal ☐ Rush ☐ Specify

Lab Use Only
Pressurized by:
Date:
Pressurization Gas: N_2 He

ADDITIONAL NOTES:
- 14 day hold time
- Report results between MDL and RL
- Level IV ECVP

FedEx
Custody Seal Intact?
(Y) N None Temp NA

Relinquished by: (Signature)	Received by: (Signature)	Date	Time
	FEDEX	3/6/13	1700
Relinquished by: (Signature)	Received by: (Signature)	Date	Time
		3/07/13	0930
Relinquished by: (Signature)	Received by: (Signature)	Date	Time

05/2006 Revision

APPENDIX B

SVE SYSTEM LEG FLOW RATES

Date	Red Leg Flow (SCFM)	Blue Leg Flow (SCFM)	Green Leg Flow (SCFM)	Teal Leg Flow (SCFM)	Purple Leg Flow (SCFM)	Brown Leg Flow (SCFM)
04/12/12	32	38	101	41	48	44
04/19/12	24	28	67	34	37	33
04/26/12	29	31	53	35	39	36
05/03/12	23	29	87	35	40	40
05/10/12	31	34	98	35	43	43
05/17/12	31	39	103	43	50	47
05/24/12	28	35	93	37	49	45
06/07/12	31	32	92	43	47	46
06/14/12	33	22	95	48	48	48
06/21/12	32	26	105	43	56	49
06/28/12	24	28	100	125	50	43
07/05/12	26	37	100	41	47	43
07/12/12	36	47	113	46	52	51
07/19/12	31	44	110	44	52	48
07/26/12	28	43	112	40	54	49
08/02/12	34	46	119	47	56	51
08/09/12	35	46	116	43	56	51
08/23/12	38	50	126	55	59	59
08/30/12	41	55	134	57	66	64
09/06/12	38	53	129	56	63	64
09/13/12	43	56	134	65	67	71
09/20/12	53	77	128	86	88	93
09/27/12	56	79	179	91	93	95
10/11/12	67	54	190	33	112	113
10/18/12	60	46	164	28	100	102
10/26/12	45	32	152	14	71	79
11/01/12	55	79	180	125	93	94
11/16/12	52	71	170	236	93	90
11/29/12	51	73	172	115	53	87
12/04/12	29	37	81	54	41	42
01/10/13	36	46	99	82	59	52
01/17/13	31	25	94	37	48	46
01/24/13	27	16	101	96	65	46
02/07/13	31	37	75	104	51	53
02/14/13	29	33	67	100	47	49
02/20/13	27	33	66	102	47	46
02/25/13	31	38	78	92	55	52
02/28/13	27	32	70	100	44	43
03/01/13	27	33	72	103	49	50
03/07/13	38	47	102	127	60	59

APPENDIX B

SVE SYSTEM LEG FLOW RATES

Date	Red Leg Flow (SCFM)	Blue Leg Flow (SCFM)	Green Leg Flow (SCFM)	Teal Leg Flow (SCFM)	Purple Leg Flow (SCFM)	Brown Leg Flow (SCFM)
03/14/13	59	70	173	157	94	94
03/21/13	56	69	53	136	114	94
03/28/13	35	41	107	124	64	67

APPENDIX C
TOTAL HEADER HYDROCARBON CONCENTRATIONS

Date	West Fenceline Concentration (ppmv)	Public Works Concentration (ppmv)
4/12/2012	134,000	517,000
4/19/2012	59,300	611,000
4/26/2012	113,000	476,000
5/3/2012	87,400	340,000
5/10/2012	165,000	410,000
5/17/2012	132,000	350,000
5/24/2012	115,000	352,000
6/7/2012	101,000	203,000
6/14/2012	101,000	176,000
6/21/2012	117,000	239,000
6/28/2012	106,000	292,000
7/5/2012	98,100	212,000
7/12/2012	85,150	127,000
7/19/2012	105,000	225,000
7/26/2012	103,000	195,000
8/2/2012	103,000	202,000
8/9/2012	95,600	154,000
8/23/2012	53,800	120,000
8/30/2012	76,200	140,000
9/6/2012	102,000	181,000
9/13/2012	67,200	143,000
9/20/2012	68,100	205,000
9/27/2012	62,600	156,000
10/11/2012	79,900	205,000
10/18/2012	47,600	185,000
10/26/2012	21,400	176,000
11/1/2012	20,200	215,000
11/16/2012	25,900	103,000
11/29/2012	17,600	191,000
12/6/2012	64,300	170,000
01/10/13	69,600	58,500
01/17/13	64,500	40,000
01/24/13	63,000	5,700
02/07/13	53,400	56,200
02/14/13	55,900	41,000
02/20/13	54,900	49,800
02/25/13	60,000	51,600
02/28/13	54,500	40,700
03/01/13	51,600	55,800

APPENDIX C
TOTAL HEADER HYDROCARBON CONCENTRATIONS

Date	West Fenceline Concentration (ppmv)	Public Works Concentration (ppmv)
03/07/13	62,800	58,600
03/14/13	59,170	61,600
03/21/13	50,900	58,400
03/28/13	43,600	14,900

APPENDIX D
SVE SYSTEM FLOW RATES

Date	West Fenceline Header (SCFM)	Public Works Header (SCFM)
4/12/2012	262	41
4/19/2012	189	34
4/26/2012	765	35
5/3/2012	772	35
5/10/2012	251	35
5/17/2012	270	43
5/24/2012	352	37
6/7/2012	570	43
6/14/2012	334	48
6/21/2012	355	43
6/28/2012	333	125
7/5/2012	340	41
7/12/2012	361	46
7/19/2012	348	44
7/26/2012	349	40
8/2/2012	307	47
8/9/2012	305	43
8/23/2012	333	55
8/30/2012	359	57
9/6/2012	347	56
9/13/2012	371	65
9/20/2012	439	86
9/27/2012	501	91
10/11/2012	958	33
10/18/2012	894	28
10/26/2012	467	14
11/1/2012	588	125
11/16/2012	477	236
11/29/2012	436	115
12/4/2012	230	54
01/10/13	292	82
01/17/13	244	37
01/24/13	255	96
02/07/13	247	104
02/14/13	224	100
02/20/13	219	102
02/25/13	254	92
02/28/13	216	100
03/01/13	231	103
03/07/13	306	127
03/14/13	490	157

APPENDIX D

SVE SYSTEM FLOW RATES

Date	West Fenceline Header (SCFM)	Public Works Header (SCFM)
03/21/13	385	136
03/28/13	314	124