



Illinois Environmental Protection Agency

Bureau of Land • 1021 North Grand Avenue East • P.O. Box 19276 • Springfield • Illinois • 62794-9276

ILLINOIS EPA RCRA CORRECTIVE ACTION CERTIFICATION

This certification must accompany any document submitted to Illinois EPA in accordance with the corrective action requirements set forth in a facility's RCRA permit. The original and two copies of all documents submitted must be provided.

1.0 Facility Identification

Name Equilon Enterprises LLC d/b/a/ Shell County Madison
 Street Address 900 South Central Ave Site No. (IEPA) 1191150002
 City Roxana Site No. (USEPA) ILD080 012 305

2.0 Owner Information

Name Not Applicable
 Mail Address _____
 City _____
 State _____ Zip Code _____
 Contact Name _____
 Contact Title _____
 Phone _____

3.0 Operator Information

Name Equilon Enterprises LLC d/b/a/ Shell
 Mail Address 128 East Center Street
 City Nazareth
 State PA Zip Code 18064
 Contact Name Leroy Bealer
 Contact Title Senior Program Manager
 Phone 484-632-7955

4.0 Type of Submission (check applicable item and provide requested information, as applicable)

- RFI Phase I Workplan/Report IEPA Permit Log No. B-43R
 RFI Phase II Workplan/Report Date of Last IEPA Letter on Project June 21, 2024
 CMP Report; Log No. of Last IEPA Letter on Project B-43R-M-51 and B-43R-M-52
 Other (describe): _____ Does this submittal include groundwater information: Yes No
 Former Public Works Yard SEE System Monthly Progress Report #4 - December 2024

Date of Submittal 2/3/2025

5.0 Description of Submittal: (briefly describe what is being submitted and its purpose)

Corrective Measures Program progress report providing SEE system operational data, including items required by IEPA letter dated 8/22/2022.

6.0 Documents Submitted (identify all documents in submittal, including cover letter; give dates of all documents)

Cover letter, RCRA Corrective Action Certification, and Report dated 2/3/2025. Copy of submittal also sent directly to D. Austin, G. Ko, T. Halteman, and A. Al-Janabi of IEPA.

For: FPWYSEE Monthly Progress Rpt #4 December 2024
Date of Submission: 2/3/2025

7.0 Certification Statement

(This statement is part of the overall certification being provided by the owner/operator, professional and laboratory in Items 7.1, 7.2 and 7.3 below). The activities described in the subject submittals have been carried out in accordance with procedures approved by Illinois EPA. I certify under penalty of law that this document and all attachments were prepared under my direction or supervision in accordance with a system designed to assure that qualified personnel properly gather and evaluate the information submitted. Based on my inquiry of the person or persons who manage the system, or those persons directly responsible for gathering the information, the information submitted is, to the best of my knowledge and belief, true, accurate, and complete. I am aware that there are significant penalties for submitting false information, including the possibility of fine and imprisonment for knowing violations.

7.1 Owner/Operator Certification

(Must be completed for all submittals. Certification and signature requirements are set forth in 35 IAC 702.126.) All submittals pertaining to the corrective action requirements set forth in a RCRA Permit must be signed by the person designated below (or by a duly authorized representative of that person):

1. For a Corporation, by a principal executive officer of at least the level of vice president.
2. For a Partnership or Sole Proprietorship, by a general partner or the proprietor, respectively.
3. For a Governmental Entity, by either a principal executive officer or a ranking elected official.

A person is a duly authorized representative only if:

1. the authorization is made in writing by a person described above; and
2. the written authorization is provided with this submittal (a copy of a previously submitted authorization can be used).

Owner Signature: _____

Date: _____

Title: _____

Operator Signature: _____

Date: 1/20/2025

Title: Senior Program Manager

7.2 Professional Certification (if necessary)

Work carried out in this submittal or the regulations may also be subject to other laws governing professional services, such as the Illinois Professional Land Surveyor Act of 1989, the Professional Engineering Practice Act of 1989, the Professional Geologist Licensing Act, and the Structural Engineering Licensing Act of 1989. No one is relieved from compliance with these laws and the regulations adopted pursuant to these laws. All work that falls within the scope and definitions of these laws must be performed in compliance with them. The Illinois EPA may refer any discovered violation of these laws to the appropriate regulating authority.

Any person who knowingly makes a false, fictitious, or fraudulent material statement, orally or in writing, to the Illinois EPA commits a Class 4 felony. A second or subsequent offense after conviction is a Class 3 felony. (415 ILCS 5/44 (h))

Professional's Signature: Wendy Pennington

Date: 1/31/2025

Professional's Name Wendy Pennington

Address 100 N. Broadway, 20th Floor

Professional's Seal:

City St. Louis

State MO Zip Code 63102

Phone 314-452-8929



IEPA RCRA Corrective Action Certification

For: FPWYSEE Monthly Progress Rpt. #4 December, 2024

Date of Submission: 2/3/2025

7.3 Laboratory Certification (if necessary)

The sample collection, handling, preservation, preparation and analysis efforts for which this laboratory was responsible were carried out in accordance with procedures approved by Illinois EPA.

Name of Laboratory not applicable

Date: _____

Signature of Laboratory Responsible Officer

Mailing Address of Laboratory

Address _____

City _____

State _____ Zip Code _____

Name and Title of Laboratory Responsible Officer

Monthly Progress Report #4 - December 2024

Former Public Works Yard Steam
Enhanced Extraction System Operation
Roxana, IL

Prepared for:
Equilon Enterprises LLC dba Shell Oil Products US

Project number: 60721927

February 2025



AECOM
100 N. Broadway,
20th Floor
St. Louis, MO 63102
www.aecom.com

314 429 0100 tel
314 429 0462 fax

February 3, 2025

Mr. Joshua Rhoades
Manager, Permit Section
Illinois Environmental Protection Agency
Division of Land Pollution Control
Bureau of Land
1021 North Grand Avenue East
Springfield, Illinois 62702

**Former Public Works Yard Steam Enhanced Extraction System Operation
Corrective Measures Program – Monthly Progress Report #4 – December 2024
Roxana, Illinois
1191150002 – Madison County
Equilon Enterprises LLC d/b/a Shell Oil Products US
Log No. B-43R-CA-116, CA-117**

Dear Mr. Rhoades:

AECOM Technical Services, Inc. (AECOM), on behalf of Equilon Enterprises LLC d/b/a Shell Oil Products US (Shell), is submitting this enclosed Corrective Measures Program (CMP) Phase IV Progress Report in accordance with Condition 15 of the IEPA letter dated August 22, 2022. This report includes summary and data for activities during the month of December 2024. The SEE system was shut down on October 21, 2024, for system repairs and evaluation and remained shut down through the end of December.

Condition 15 of the 8/22/2022 IEPA letter requires the following information be included in monthly CMP progress reports (numbering added by AECOM):

1. Temperature data
2. Mass recovery rates
3. Concentrations of organic compounds in the recovered vapor
4. Vapor flow rates
5. Groundwater flow rates
6. Condensate recovery
7. Steam injection rates
8. Electricity (or fuel) consumption
9. Groundwater concentrations
10. Contaminant recovery rates
11. Energy input data
12. Water discharge
13. Air emissions
14. SVP monitoring data

Discussion of SEE Operations and Activities

A summary of activities performed during this period includes:

- No steam injection and no vapor or liquid extraction occurred in December 2024. No water or vapor samples were collected from the SEE system.
- Worked with subcontractors to develop scope/schedule for plastic welding the vapor conveyance piping joints.
- Winter prep activities were completed.
- Minor repairs and maintenance performed on SEE system components.
- Operation of SVE system in the former Public Works Yard (FPWY) area.

This report covers the period December 1 – 31, 2024. Cumulative extraction and discharge statistics in **Table 1** include the shakedown period June 12 – July 17, 2024, prior to preliminary steam injection, but when preliminary vapor & liquid extraction were occurring. **Table 1** below provides SEE system performance data as of December 31, 2024. Visualization of SEE system performance data is included in **Attachment A**.

Item	Description	Comments
Input Energy to Date	2,860.1 MWh	Energy applied to steam wells
Input Energy Density to Date	107.31 kWh/yd ³	Based on a heated volume of ~26,000 yd ³
Power Applied to Steam Wells	1222 kW	14.54 kW / steam well
Site Average Temperature	44.72°C	Calculated based on steam injection energy and digiTAM well information. Target temperature is 80.2°C.
Average Combined Vapor Extraction Rate	1136.03 scfm	MPE wells flow + air stripper flow. Days when extraction did not occur are not factored in.
Cumulative Water Discharge to Sewer	2,430,383gal	Condensate and directly extracted groundwater are not differentiated.
Average Daily Water Discharge to Sewer	22,270 gal	Days when extraction did not occur are excluded.
Cumulative water (steam) injected	1,123,667 gal	
Average liquid extraction rate	15.5 gpm	See cumulative liquid discharge comment
Average liquid injection rate	16.6 gpm	Days when steam injection did not occur are excluded.
Total VOC Mass Recovered	43,052 lbs	Includes mass of LNAPL that was removed from tank T-200 in November 2024.
Average VOC Removal Rate	395.0 lbs/day	Days when extraction did not occur are not factored in. See above note.

Table 1 – SEE System Performance Data as of December 31, 2024

Concentrations of Organic Compounds in Recovered Vapor

The SEE system was not operated in December 2024, therefore no vapors were recovered and no vapor samples were collected. SEE system vapor analytical results from preceding months are provided in **Attachment B**.

Electricity and Natural Gas Consumption

Monthly electricity and natural gas consumption include both SVE system and SEE system operations. The SEE system was not operated in December 2024.

Month	Electricity (kWh)	Natural Gas (therms)	Natural Gas (MMscf)
July 2024	76,539	16,552	1.576
August 2024	60,339	35,324	3.364
September 2024	62,045	4,453	0.424
October 2024	86,265	66,443	6.328

Table 2 – Electricity and Natural Gas Consumption

Groundwater concentrations

The influent water represents the combination of vapor extraction condensate and the direct liquid extraction stream, prior to treatment. Influent water samples were initially scheduled to be collected every two weeks, but starting with the September 16, 2024 sample, influent water samples are being collected weekly in order to provide more data for system optimization. Liquid extraction was not performed in December 2024, therefore influent water samples were not collected. Cumulative influent water concentrations are shown in **Table 3** below.

Influent Water Date	Benzene (mg/L)
7/30/2024	54.2
9/5/2024	27.7
9/16/2024	23.7
9/24/2024	19.2
10/1/2024	19.2
10/8/2024	25.9
10/15/2024	25.4
10/22/2024	21.8

Table 3 – Influent Water Concentrations

Air Emissions

Monthly air emissions are compared to FESOP No. 12040025 (issued May 3, 2022) emissions limits. The SEE system and steam boiler were not operated in December 2024.

Month	VOM (tons/month)	HAP (tons/month)	CO (tons/month)	NO _x (tons/month)	PM (tons/month)	SO ₂ (tons/month)
Monthly Limit	2.49	1.99	1.05	1.25	0.1	0.01
July 2024	0.245	0.0901	0.0695	0.0828	0.00629	0.000497
August 2024	0.394	0.289	0.148	0.177	0.0134	0.00106
September 2024	0.111	0.0527	0.0187	0.0222	0.00169	0.000134
October 2024	0.201	0.161	0.279	0.332	0.0252	0.00199

Table 4 – Preliminary Monthly Air Emissions Calculations

Steam Vapor Point (SVP) Monitoring Data

While the SEE system did not operate during December 2024, SVP sampling was still performed based on subsurface temperature in accordance with the approved sampling plan.

Results from field-screened Tedlar® bag SVP samples are provided in **Attachment C**. Tedlar® bag sample results did not trigger any analytical samples from primary or secondary row SVPs in December 2024. SVE wells along Eighth Street (SVE-21 and SVE-22) continued to apply vacuum to the Eighth Street area in December 2024 while the SEE system was shut down. SVP analytical results are provided in **Attachment D**. Locations of SVPs and SEE system wells are depicted in **Attachment E**.

Upcoming Activities

- Continued evaluation of SEE system to identify optimization measures that will improve system reliability when system restart occurs in Spring 2025.
- Continued SVE system operation in the FPWY area until the SEE system is restarted in Spring 2025.
- Tedlar® bag sampling will continue at each SVP twice per week until the average treatment zone temperature falls below 40.1°C, at which point it will be performed once per week.

An electronic copy of this submittal is being sent separately directly to Dana Austin, Gary Ko, Takako Halteman, and Ali Al-Janabi with the IEPA.

If you have any questions please contact Buddy Bealer, Shell Senior Program Manager, at leroy.bealer@shell.com (484-632-7956), or Wendy Pennington at wendy.pennington@aecom.com (314-452-8929).

Sincerely,

AECOM, on behalf of Shell Oil Products US



Samuel Fisher, CHMM
Environmental Scientist



Wendy Pennington, PE
Project Manager



Brett Howell, PG
Geologist



Enclosures: RCRA Corrective Action Certification Form
Attachment A – SEE System Performance Visuals
Attachment B – SEE System Vapor Analytical Sample Results
Attachment C – SVP Field-Screened Tedlar Bag© Sample Results
Attachment D – SVP Soil Vapor Analytical Sample Results
Attachment E – SEE System Well Field Layout

cc: Buddy Bealer, Shell
Dana Austin, IEPA, Springfield
Gary Ko, IEPA, Springfield
Takako Halteman, IEPA, Springfield
Ali Al-Janabi, IEPA, Collinsville
Ryan Mohr, Fox Smith LLC
Village of Roxana
Repositories – Roxana Public Library, website
Project File

1.1 Electrode Performance

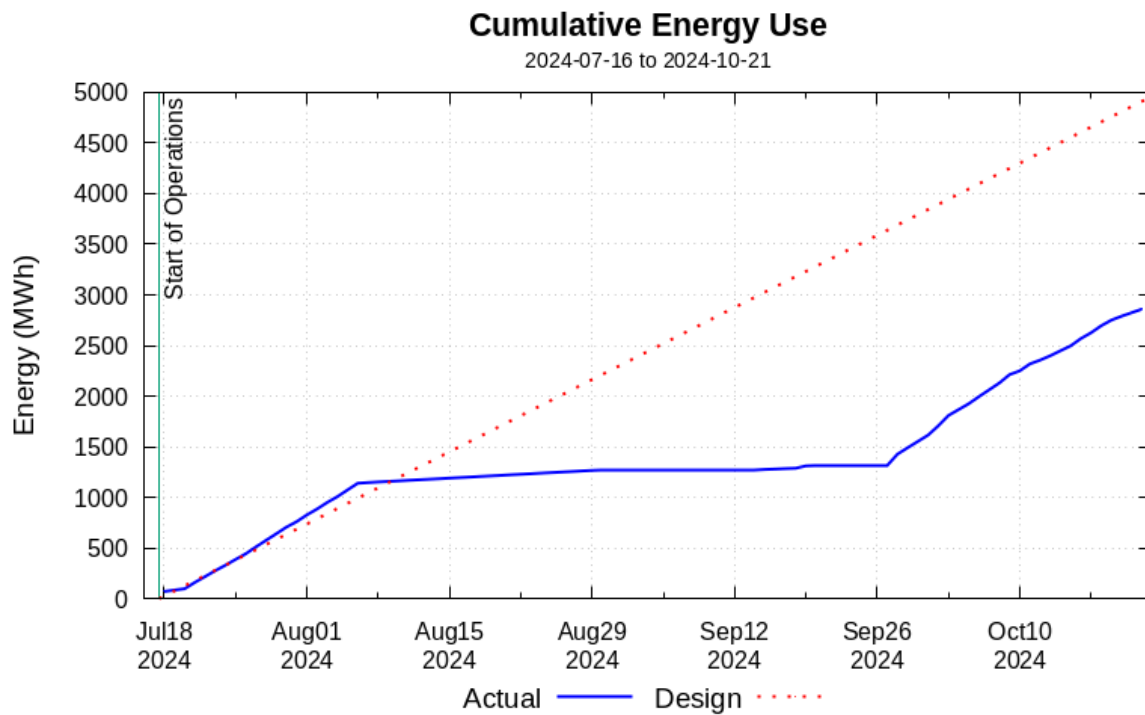


Figure 1: Total energy input to the steam spears.

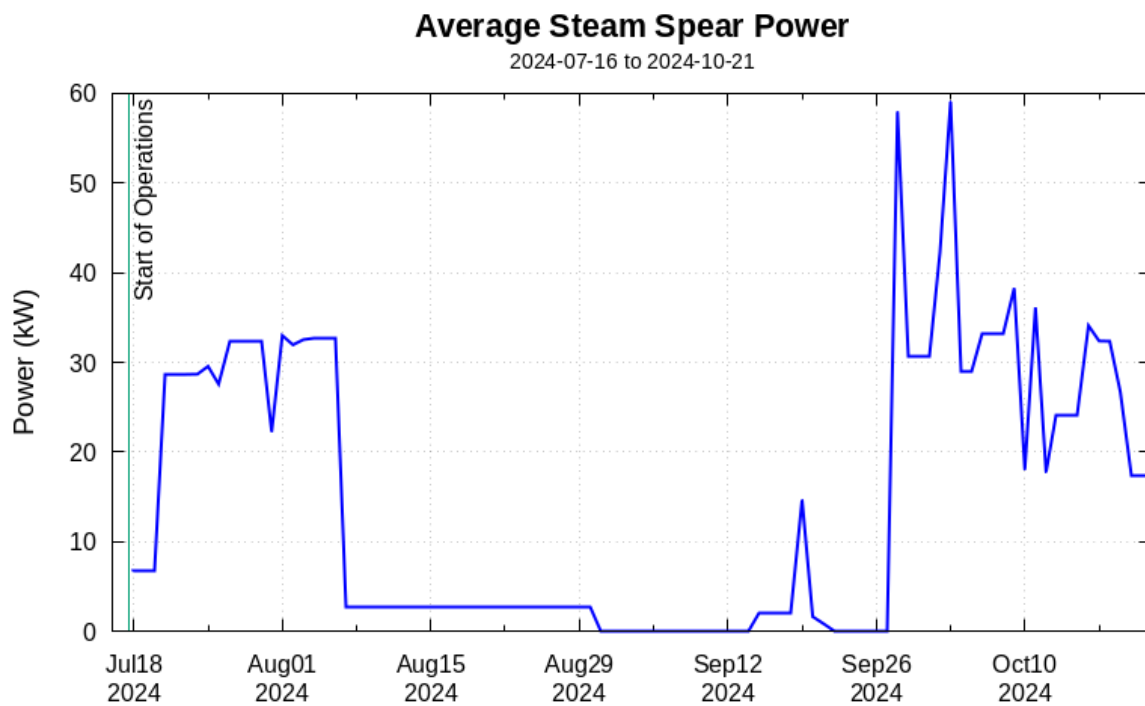


Figure 2: Daily average power input per steam spear.

1.2 Temperature Performance

Table 2: Current temperature performance as of December 31, 2024

Item	Temperature (calculated)*	Temperature (measured)
Average Temperature (Overall)	32.9 °C	44.7 °C
Average Temperature (413 - 418 ft MSL)	35.5 °C	55.17 °C
Average Temperature (408 - 413 ft MSL)	36.6 °C	56.93 °C
Average Temperature (403 - 408 ft MSL)	39.9 °C	57.54 °C
Average Temperature (398 - 403 ft MSL)	39.1 °C	55.23 °C
Average Temperature (393 - 398 ft MSL)	36.1 °C	50.75 °C
Average Temperature (388 - 393 ft MSL)	31.6 °C	40.86 °C
Average Temperature (383 - 388 ft MSL)	27.3 °C	33.89 °C
Average Temperature (378 - 383 ft MSL)	25.5 °C	25.5 °C
Average Temperature (373 - 378 ft MSL)	24.9 °C	21.4 °C

Note: Calculated treatment zone average temperatures are based on both steam and digiTAM™ information.

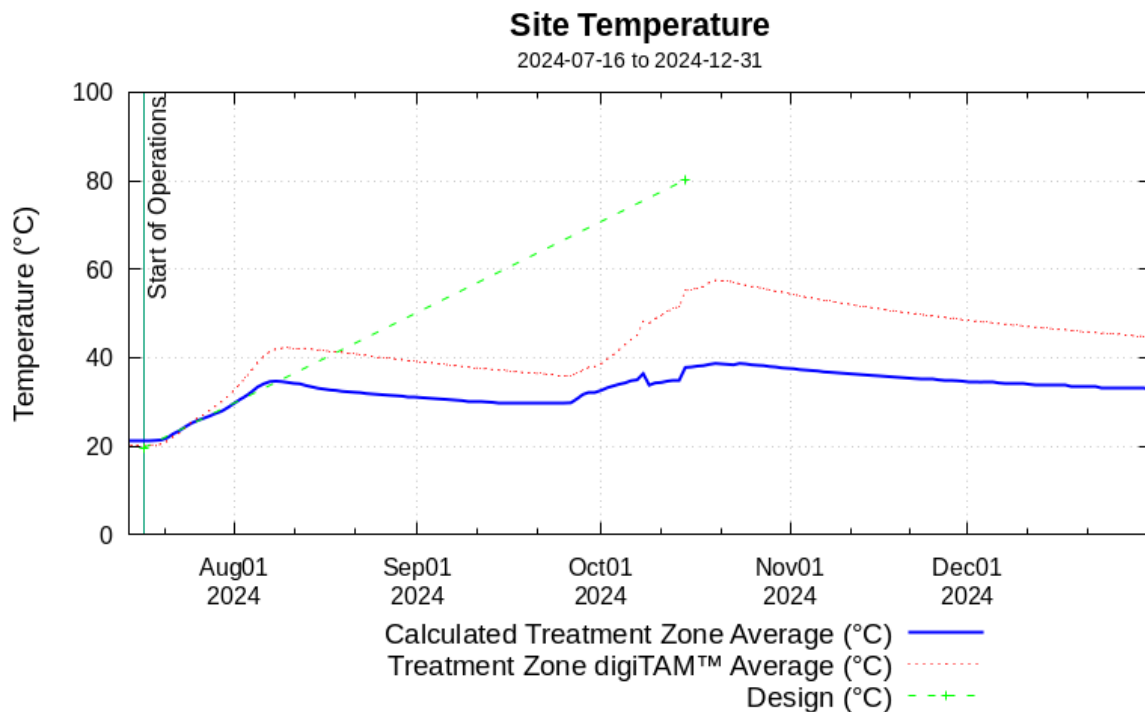


Figure 3: Average temperature profile for the site. The design curve is based on results from the numerical simulation.

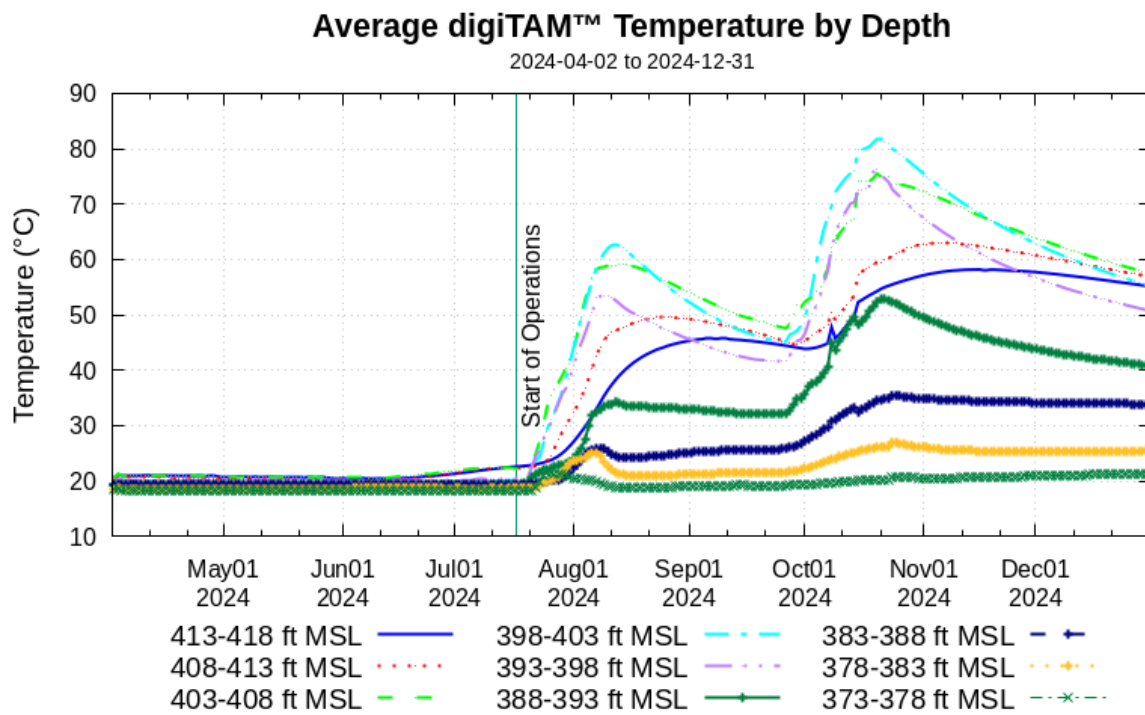


Figure 4: Calculated average temperatures by zones measured in various depth intervals of the treatment area.

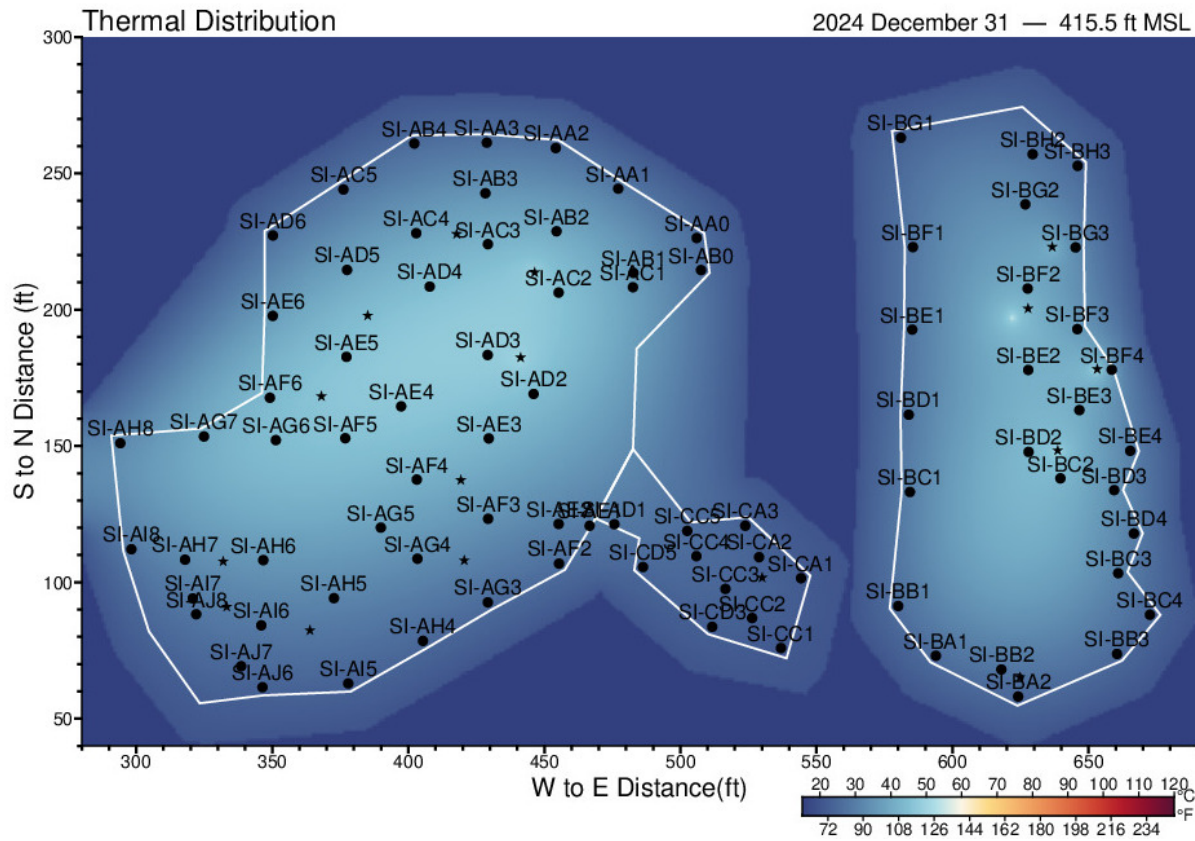


Figure 5: Temperature cross-section (415.5 ft MSL)

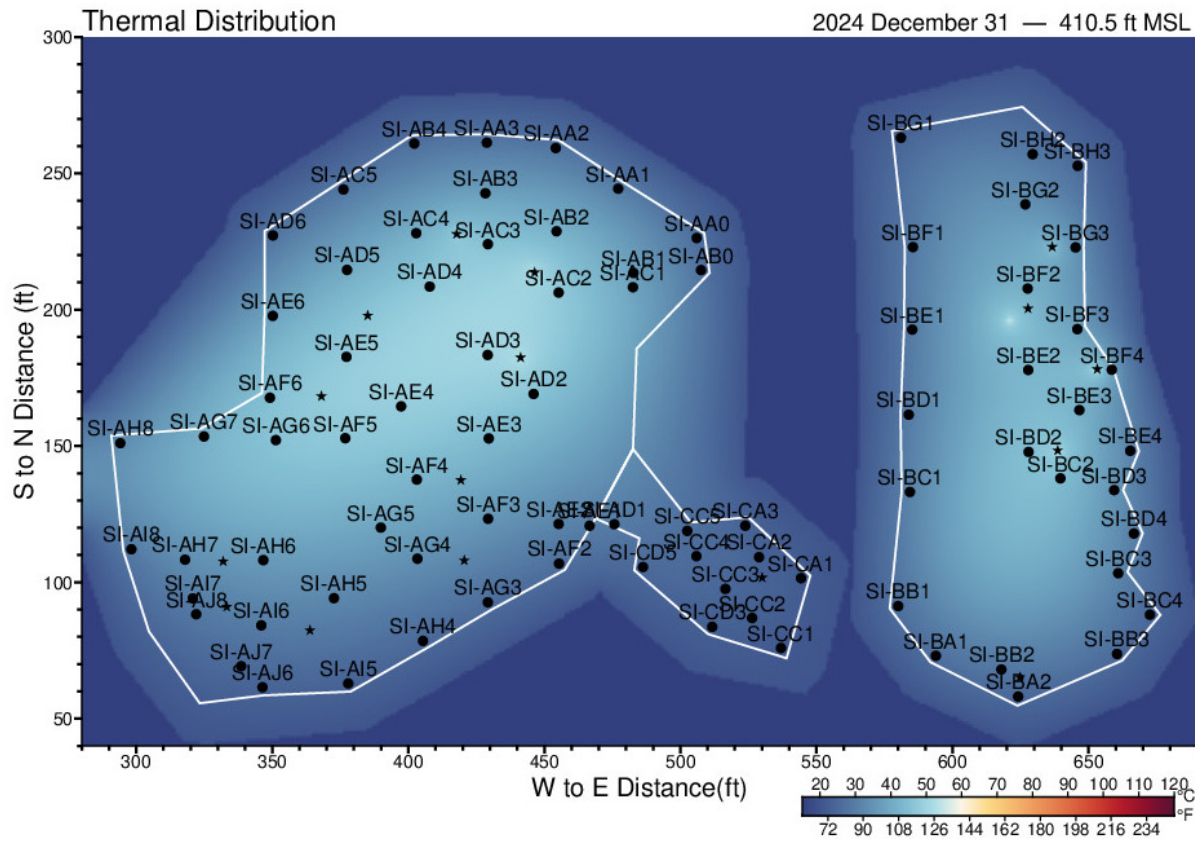


Figure 6: Temperature cross-section (410.5 ft MSL)

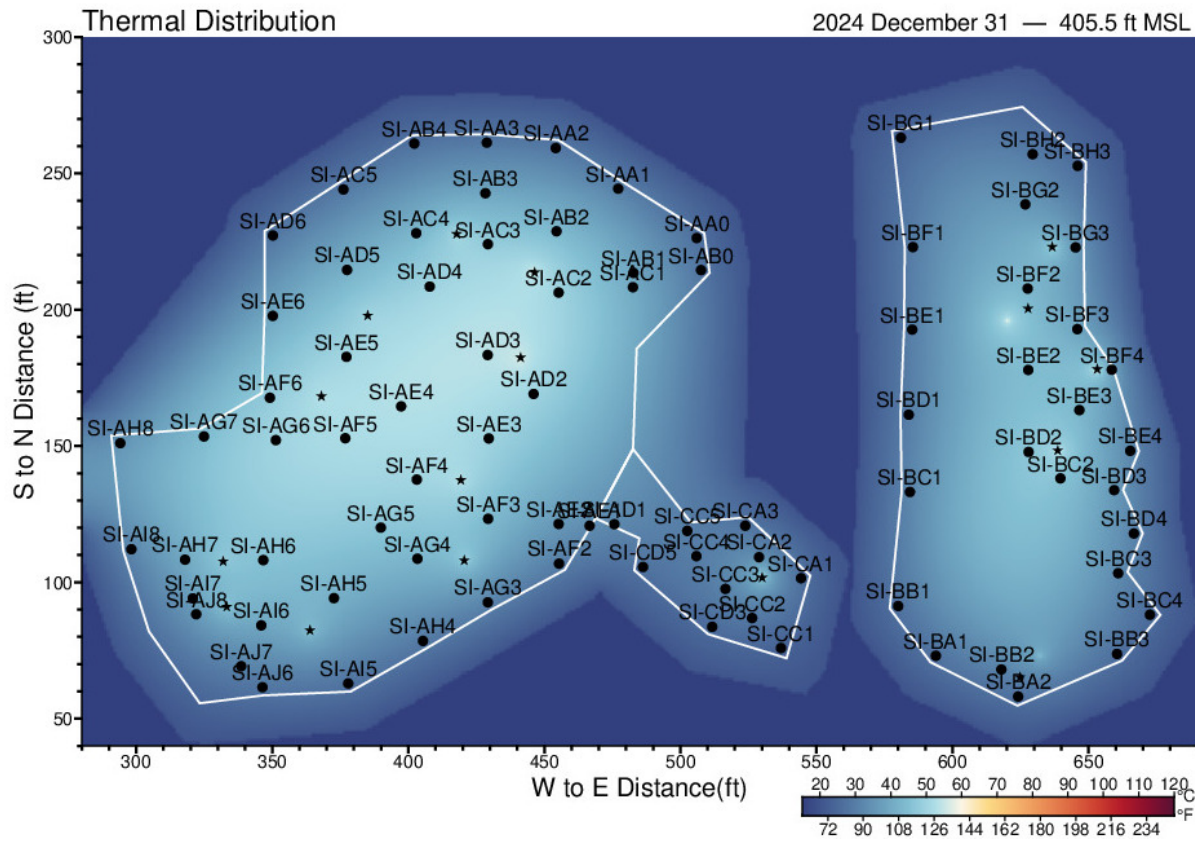


Figure 7: Temperature cross-section (405.5 ft MSL)

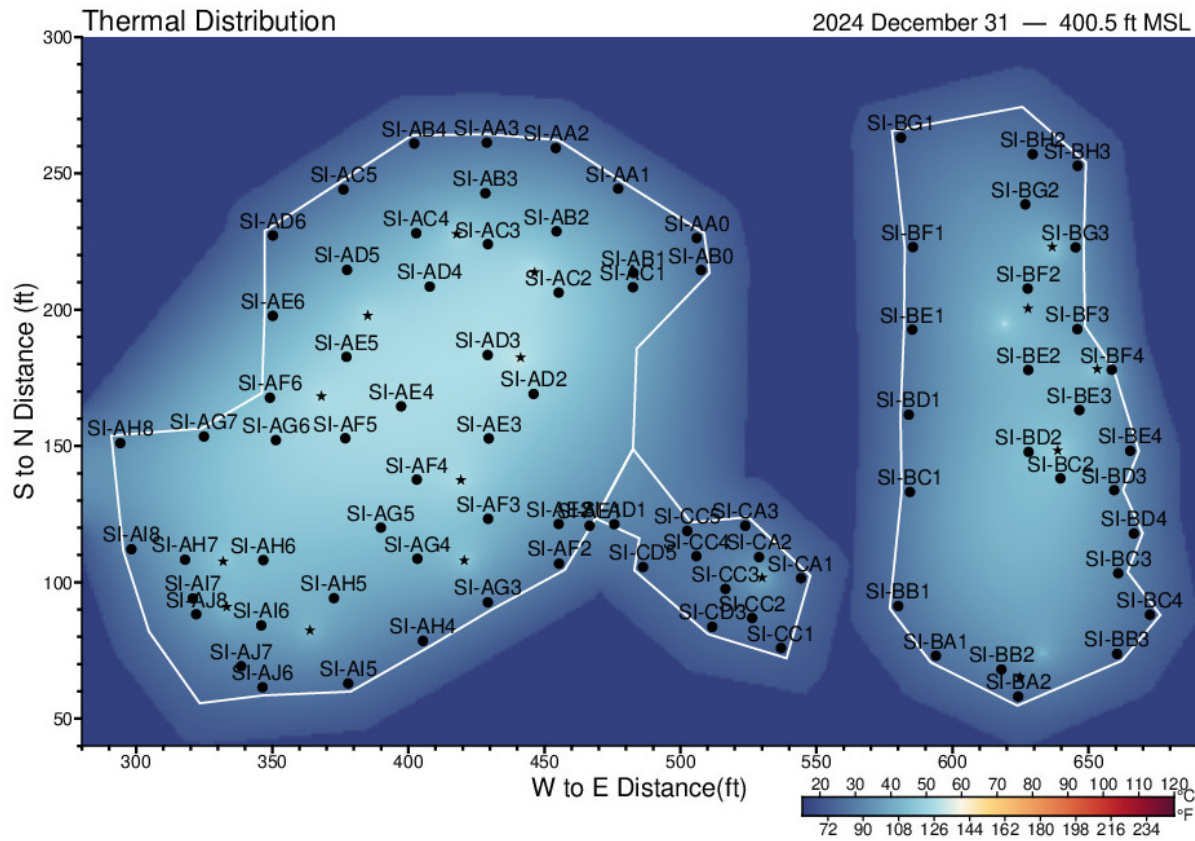


Figure 8: Temperature cross-section (400.5 ft MSL)

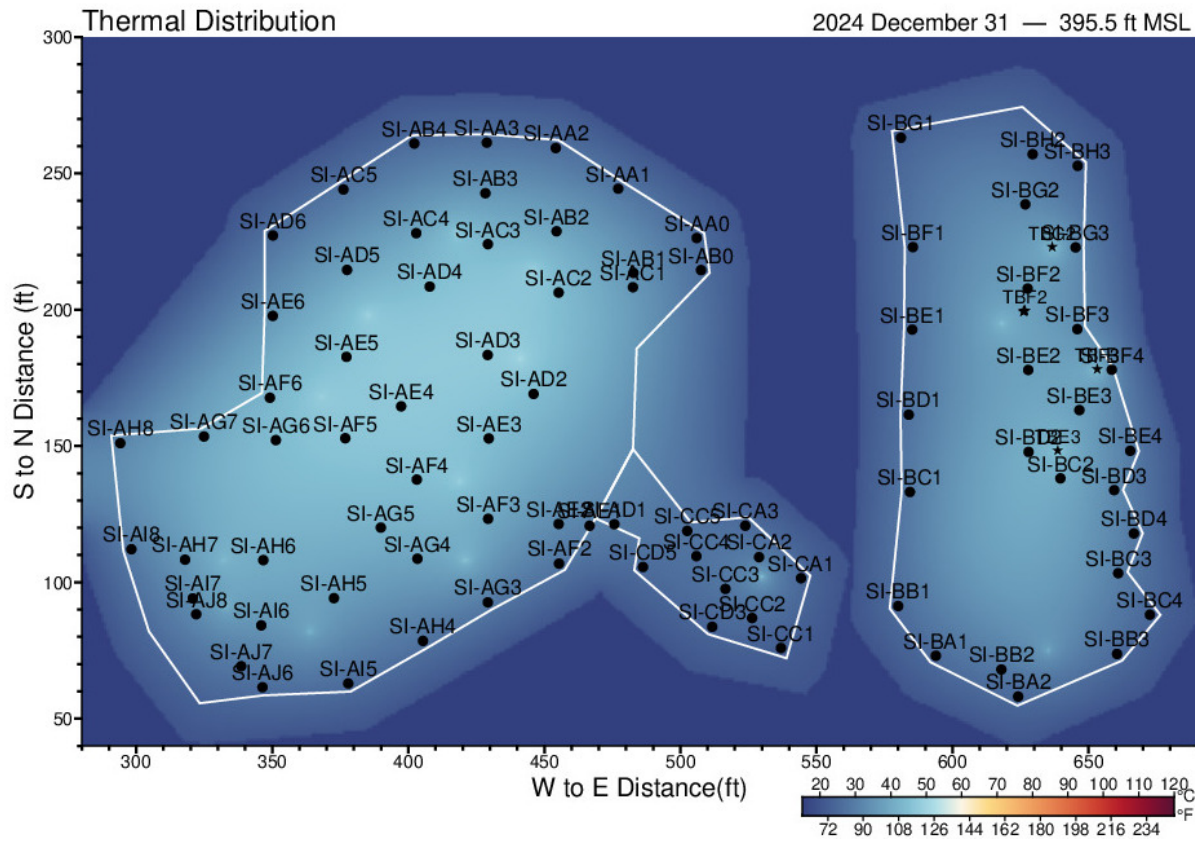


Figure 9: Temperature cross-section (395.5 ft MSL)

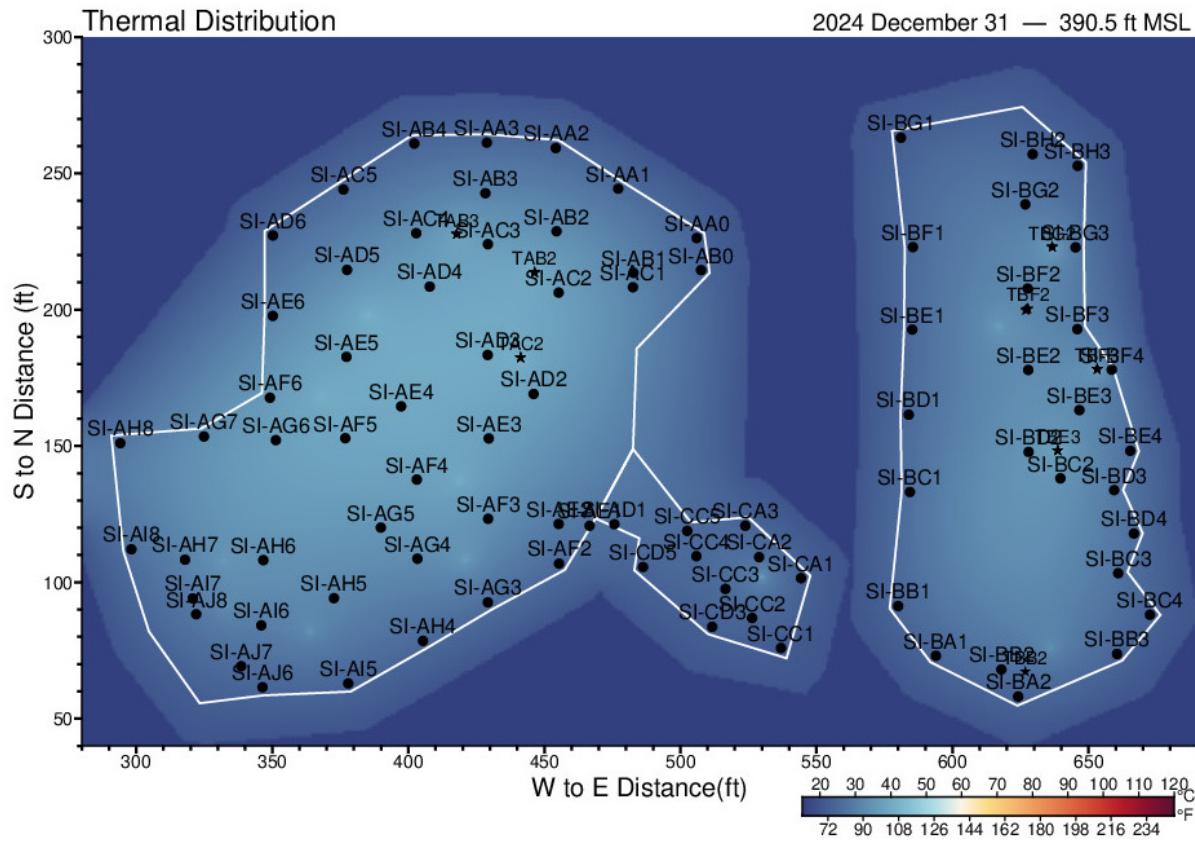


Figure 10: Temperature cross-section (390.5 ft MSL)

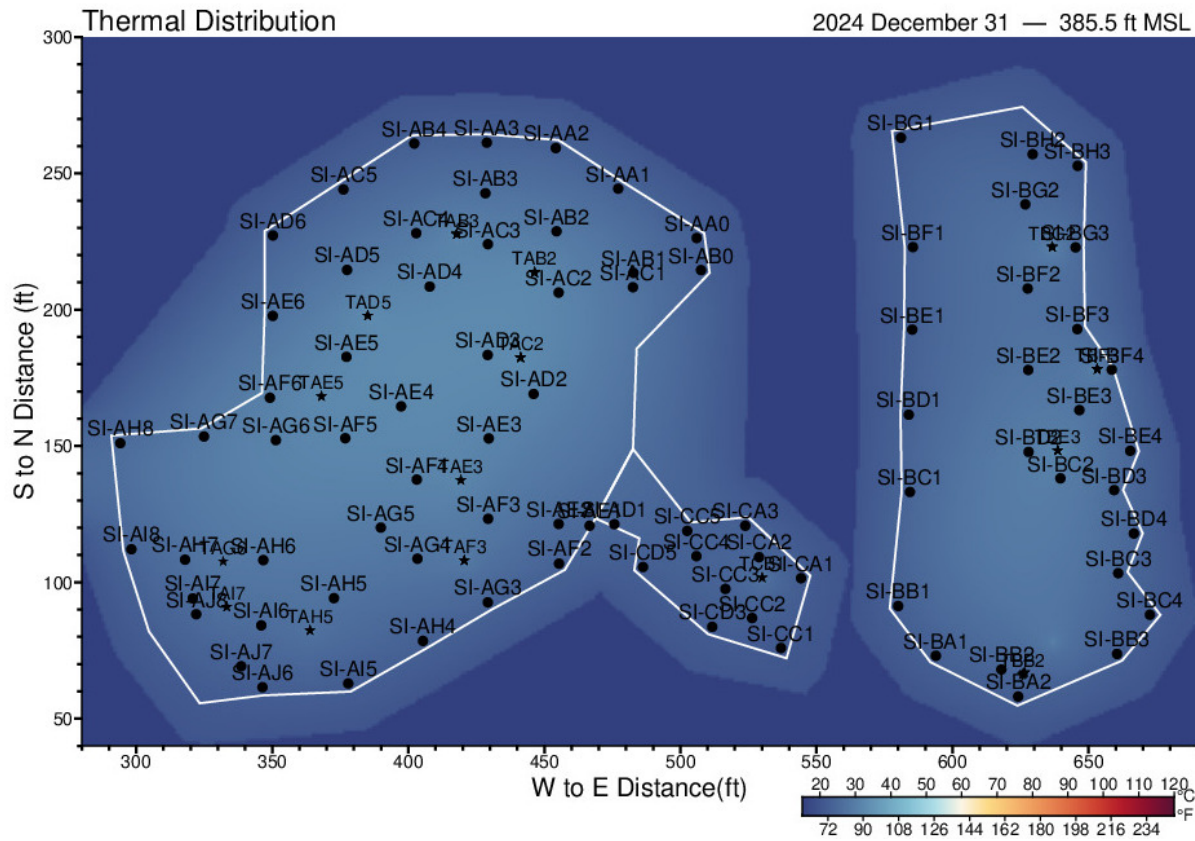


Figure 11: Temperature cross-section (385.5 ft MSL)

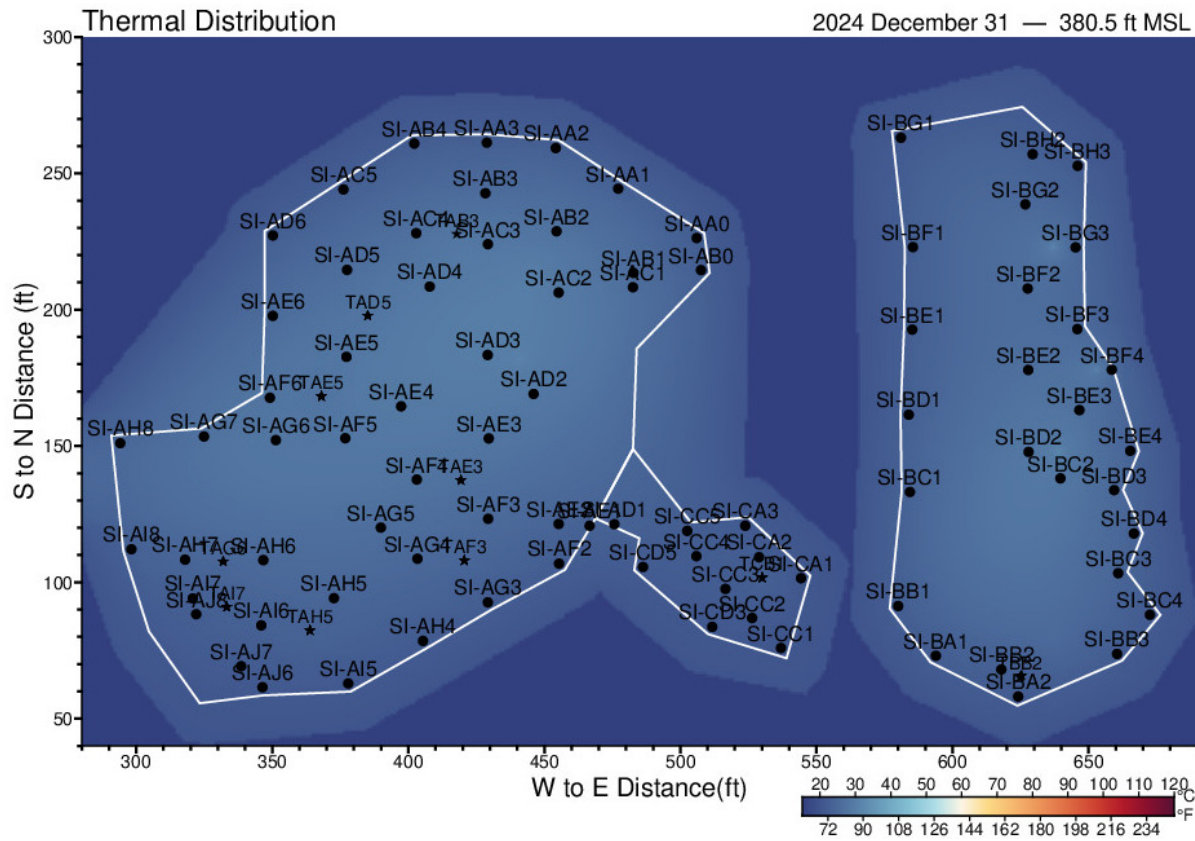


Figure 12: Temperature cross-section (380.5 ft MSL)

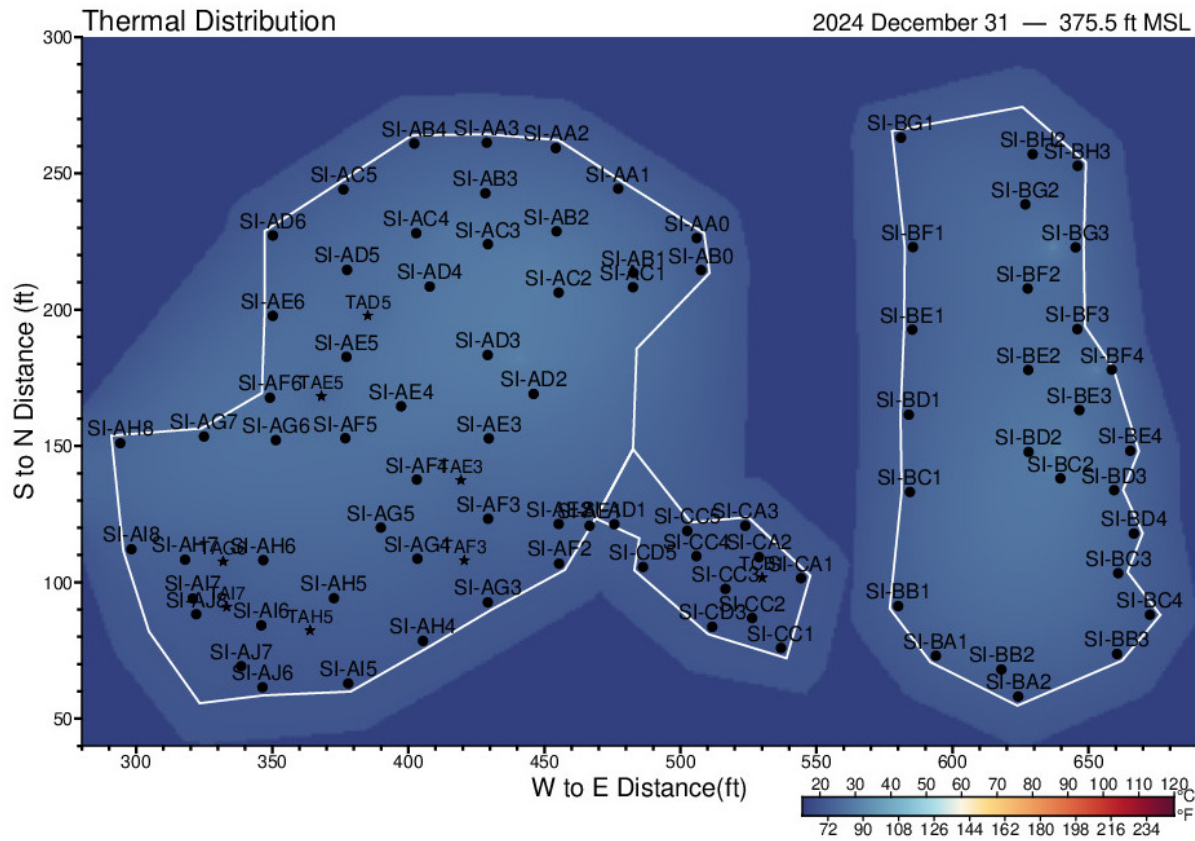


Figure 13: Temperature cross-section (375.5 ft MSL)

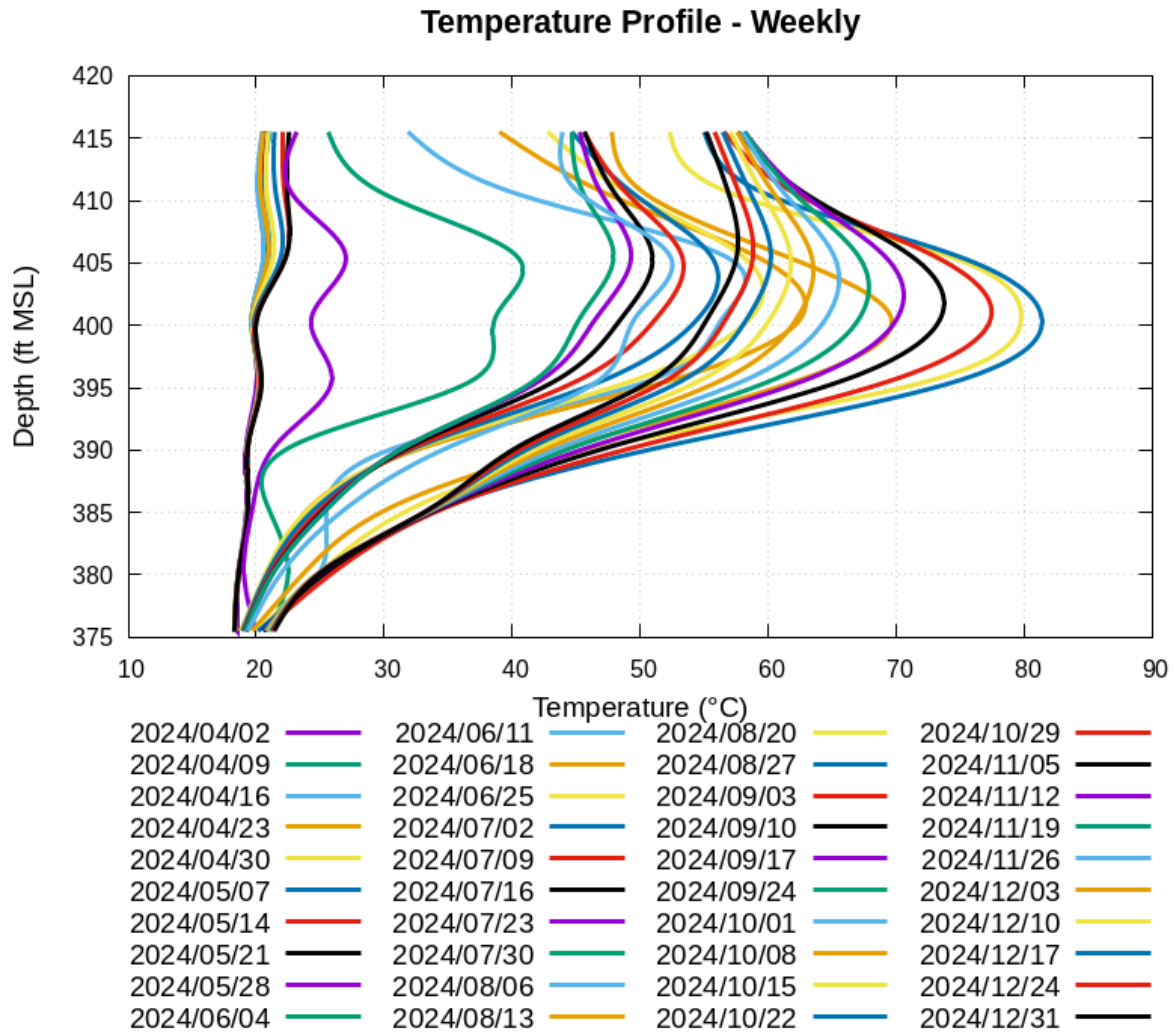


Figure 14: Weekly temperature elevation profile through time

Mass Removal

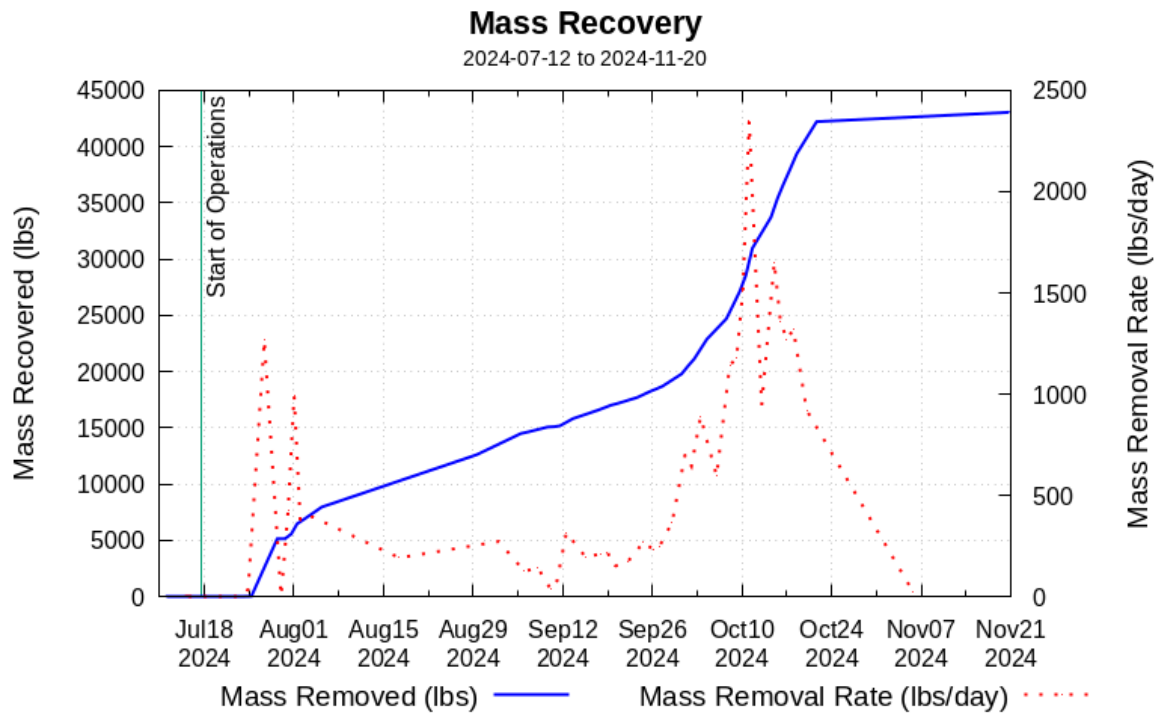


Figure 15: Contaminant mass recovery (all sources)

**ATTACHMENT B
SEE SYSTEM VAPOR ANALYTICAL SAMPLE RESULTS**

Location	Sample ID	Sample Date	Benzene			Bromodichloromethane			Bromoform			Bromomethane			1,3-Butadiene		
			Result (mg/m ³)	Lab Quals	AECOM Quals	Result (mg/m ³)	Lab Quals	AECOM Quals	Result (mg/m ³)	Lab Quals	AECOM Quals	Result (mg/m ³)	Lab Quals	AECOM Quals	Result (mg/m ³)	Lab Quals	AECOM Quals
SEE AIR STRIPPER	PWY-SEE-AirStripper-MC2-080624	8/6/2024	3800			< 7	U		< 11	U		< 16	U		< 2.3	U	
SEE AIR STRIPPER	PWY-SEE-AirStripper-Mc2-090524	9/5/2024	1700			< 3.8	U		< 5.9	U		< 8.9	U		< 1.3	U	
SEE AIR STRIPPER	PWY-SEE-AirStripper-Mc2-092524	9/25/2024	270			< 0.57	U		< 0.88	U		< 1.3	U		< 0.19	U	
SEE AIR STRIPPER	PWY-SEE-AirStripper-Mc2-100824	10/8/2024	460			< 1.2	U		< 1.8	U		< 2.8	U		< 0.4	U	
SEE MPE WELLS	PWY-SEE-MPEWells-MC2-080624	8/6/2024	6200			< 7.1	U		< 23	U		< 34	U		< 4.9	U	
SEE MPE WELLS	PWY-SEE-MPEWells-Mc2-090524	9/5/2024	1500			< 7.5	U		< 5.8	U		< 8.8	U		< 1.2	U	
SEE MPE WELLS	PWY-SEE-MPEWells-Mc2-092524	9/25/2024	780			< 15	U		< 11	U		< 16	U		< 2.3	U	
SEE MPE WELLS	PWY-SEE-MPEWells-Mc2-100824	10/8/2024	6800			< 3.8	U		< 22	U		< 33	U		< 4.8	U	
SEE COMBINED	PWY-SEE-Combined-070224	7/2/2024	1200			< 3.7	U		< 11	U		< 16	U		< 2.3	U	
SEE COMBINED	PWY-SEE-Combined-080624	8/6/2024	6900			< 7	U		< 12	U		< 17	U		< 2.5	U	
SEE COMBINED	PWY-SEE-Combined-MC2-080624	8/6/2024	7000			< 14	U		< 23	U		< 35	U		< 5	U	
SEE COMBINED	PWY-SEE-Combined-Mc2-090524	9/5/2024	1600			< 14	U		< 5.8	U		< 8.7	U		< 1.2	U	
SEE COMBINED	PWY-SEE-Combined-091124	9/11/2024	780			< 15	U		< 5.7	U		< 8.5	U		< 1.2	U	
SEE COMBINED	PWY-SEE-Combined-Mc2-092524	9/25/2024	630			< 3.8	U		< 11	U		< 16	U		< 2.3	U	
SEE COMBINED	PWY-SEE-Combined-100224	10/2/2024	6000			< 7	U		< 21	U		< 31	U		< 4.4	U	
SEE COMBINED	PWY-SEE-Combined-Mc2-100824	10/8/2024	6000			< 14	U		< 22	U		< 33	U		< 4.7	U	

**ATTACHMENT B
SEE SYSTEM VAPOR ANALYTICAL SAMPLE RESULTS**

Location	Sample ID	Sample Date	Butane			Carbon Tetrachloride			Chlorobenzene			Chloroform			Chloromethane		
			Result (mg/m ³)	Lab Quals	AECOM Quals	Result (mg/m ³)	Lab Quals	AECOM Quals	Result (mg/m ³)	Lab Quals	AECOM Quals	Result (mg/m ³)	Lab Quals	AECOM Quals	Result (mg/m ³)	Lab Quals	AECOM Quals
SEE AIR STRIPPER	PWY-SEE-AirStripper-MC2-080624	8/6/2024	< 9.9	U		< 6.6	U		< 4.8	U		< 5.1	U		< 8.6	U	
SEE AIR STRIPPER	PWY-SEE-AirStripper-Mc2-090524	9/5/2024	< 5.5	U		< 3.6	U		< 2.6	U		< 2.8	U		< 4.7	U	
SEE AIR STRIPPER	PWY-SEE-AirStripper-Mc2-092524	9/25/2024	0.4	J		< 0.54	U		< 0.39	U		< 0.42	U		< 0.71	U	
SEE AIR STRIPPER	PWY-SEE-AirStripper-Mc2-100824	10/8/2024	0.45	J		< 1.1	U		< 0.83	U		< 0.88	U		< 1.5	U	
SEE MPE WELLS	PWY-SEE-MPEWells-MC2-080624	8/6/2024	140			< 14	U		< 10	U		< 11	U		< 18	U	
SEE MPE WELLS	PWY-SEE-MPEWells-Mc2-090524	9/5/2024	100			< 3.6	U		< 2.6	U		< 2.8	U		< 4.7	U	
SEE MPE WELLS	PWY-SEE-MPEWells-Mc2-092524	9/25/2024	89			< 6.5	U		< 4.8	U		< 5.1	U		< 8.6	U	
SEE MPE WELLS	PWY-SEE-MPEWells-Mc2-100824	10/8/2024	130			< 14	U		< 9.9	U		< 10	U		< 18	U	
SEE COMBINED	PWY-SEE-Combined-070224	7/2/2024	79			< 6.7	U		< 4.9	U		< 5.2	U		< 8.8	U	
SEE COMBINED	PWY-SEE-Combined-080624	8/6/2024	150			< 7.1	U		< 5.2	U		< 5.5	U		< 9.3	U	
SEE COMBINED	PWY-SEE-Combined-MC2-080624	8/6/2024	130			< 14	U		< 10	U		< 11	U		< 19	U	
SEE COMBINED	PWY-SEE-Combined-Mc2-090524	9/5/2024	99			< 3.5	U		< 2.6	U		< 2.7	U		< 4.6	U	
SEE COMBINED	PWY-SEE-Combined-091124	9/11/2024	68			< 3.5	U		< 2.5	U		< 2.7	U		< 4.5	U	
SEE COMBINED	PWY-SEE-Combined-Mc2-092524	9/25/2024	73			< 6.5	U		< 4.8	U		< 5.1	U		< 8.6	U	
SEE COMBINED	PWY-SEE-Combined-100224	10/2/2024	140			< 13	U		< 9.3	U		< 9.8	U		< 17	U	
SEE COMBINED	PWY-SEE-Combined-Mc2-100824	10/8/2024	130			< 13	U		< 9.8	U		< 10	U		< 18	U	

**ATTACHMENT B
SEE SYSTEM VAPOR ANALYTICAL SAMPLE RESULTS**

Location	Sample ID	Sample Date	alpha-Chlorotoluene			1,2-Dibromoethane (EDB)			1,3-Dichlorobenzene			1,4-Dichlorobenzene			Dichlorodifluoromethane		
			Result (mg/m ³)	Lab Quals	AECOM Quals	Result (mg/m ³)	Lab Quals	AECOM Quals	Result (mg/m ³)	Lab Quals	AECOM Quals	Result (mg/m ³)	Lab Quals	AECOM Quals	Result (mg/m ³)	Lab Quals	AECOM Quals
SEE AIR STRIPPER	PWY-SEE-AirStripper-MC2-080624	8/6/2024	< 5.4	U		< 8	U		< 6.3	U		< 6.3	U		< 5.2	U	
SEE AIR STRIPPER	PWY-SEE-AirStripper-Mc2-090524	9/5/2024	< 3	U		< 4.4	U		< 3.4	U		< 3.4	U		< 2.8	U	
SEE AIR STRIPPER	PWY-SEE-AirStripper-Mc2-092524	9/25/2024	< 0.44	U		< 0.66	U		< 0.51	U		< 0.51	U		< 0.42	U	
SEE AIR STRIPPER	PWY-SEE-AirStripper-Mc2-100824	10/8/2024	< 0.93	U		< 1.4	U		< 1.1	U		< 1.1	U		< 0.89	U	
SEE MPE WELLS	PWY-SEE-MPEWells-MC2-080624	8/6/2024	< 11	U		< 17	U		< 13	U		< 13	U		< 11	U	
SEE MPE WELLS	PWY-SEE-MPEWells-Mc2-090524	9/5/2024	< 2.9	U		< 4.3	U		< 3.4	U		< 3.4	U		< 2.8	U	
SEE MPE WELLS	PWY-SEE-MPEWells-Mc2-092524	9/25/2024	< 5.4	U		< 8	U		< 6.2	U		< 6.2	U		< 5.1	U	
SEE MPE WELLS	PWY-SEE-MPEWells-Mc2-100824	10/8/2024	< 11	U		< 16	U		< 13	U		< 13	U		< 11	U	
SEE COMBINED	PWY-SEE-Combined-070224	7/2/2024	< 5.5	U		< 8.1	U		< 6.4	U		< 6.4	U		< 5.2	U	
SEE COMBINED	PWY-SEE-Combined-080624	8/6/2024	< 5.8	U		< 8.6	U		< 6.8	U		< 6.8	U		< 5.6	U	
SEE COMBINED	PWY-SEE-Combined-MC2-080624	8/6/2024	< 12	U		< 17	U		< 14	U		< 14	U		< 11	U	
SEE COMBINED	PWY-SEE-Combined-Mc2-090524	9/5/2024	< 2.9	U		< 4.3	U		< 3.4	U		< 3.4	U		< 2.8	U	
SEE COMBINED	PWY-SEE-Combined-091124	9/11/2024	< 2.8	U		< 4.2	U		< 3.3	U		< 3.3	U		< 2.7	U	
SEE COMBINED	PWY-SEE-Combined-Mc2-092524	9/25/2024	< 5.4	U		< 8	U		< 6.2	U		< 6.2	U		< 5.1	U	
SEE COMBINED	PWY-SEE-Combined-100224	10/2/2024	< 10	U		< 15	U		< 12	U		< 12	U		< 10	U	
SEE COMBINED	PWY-SEE-Combined-Mc2-100824	10/8/2024	< 11	U		< 16	U		< 13	U		< 13	U		< 10	U	

**ATTACHMENT B
SEE SYSTEM VAPOR ANALYTICAL SAMPLE RESULTS**

Location	Sample ID	Sample Date	1,2-Dichloroethane			Dichloromethane (Methylene Chloride)			1,2-Dichloropropane			cis-1,3-Dichloropropene			trans-1,3-Dichloropropene		
			Result (mg/m ³)	Lab Quals	AECOM Quals	Result (mg/m ³)	Lab Quals	AECOM Quals	Result (mg/m ³)	Lab Quals	AECOM Quals	Result (mg/m ³)	Lab Quals	AECOM Quals	Result (mg/m ³)	Lab Quals	AECOM Quals
SEE AIR STRIPPER	PWY-SEE-AirStripper-MC2-080624	8/6/2024	< 4.2	U		< 14	U		< 4.8	U		< 4.7	U		< 4.7	U	
SEE AIR STRIPPER	PWY-SEE-AirStripper-Mc2-090524	9/5/2024	< 2.3	U		< 8	U		< 2.6	U		< 2.6	U		< 2.6	U	
SEE AIR STRIPPER	PWY-SEE-AirStripper-Mc2-092524	9/25/2024	< 0.35	U		< 1.2	U		< 0.4	U		< 0.39	U		< 0.39	U	
SEE AIR STRIPPER	PWY-SEE-AirStripper-Mc2-100824	10/8/2024	< 0.73	U		< 2.5	U		< 0.83	U		< 0.81	U		< 0.81	U	
SEE MPE WELLS	PWY-SEE-MPEWells-MC2-080624	8/6/2024	< 9	U		< 31	U		< 10	U		< 10	U		< 10	U	
SEE MPE WELLS	PWY-SEE-MPEWells-Mc2-090524	9/5/2024	< 2.3	U		< 7.8	U		< 2.6	U		< 2.6	U		< 2.6	U	
SEE MPE WELLS	PWY-SEE-MPEWells-Mc2-092524	9/25/2024	< 4.2	U		< 14	U		< 4.8	U		< 4.7	U		< 4.7	U	
SEE MPE WELLS	PWY-SEE-MPEWells-Mc2-100824	10/8/2024	< 8.7	U		< 30	U		< 10	U		< 9.8	U		< 9.8	U	
SEE COMBINED	PWY-SEE-Combined-070224	7/2/2024	< 4.3	U		< 15	U		< 4.9	U		< 4.8	U		< 4.8	U	
SEE COMBINED	PWY-SEE-Combined-080624	8/6/2024	< 4.6	U		< 16	U		< 5.2	U		< 5.1	U		< 5.1	U	
SEE COMBINED	PWY-SEE-Combined-MC2-080624	8/6/2024	< 9.1	U		< 31	U		< 10	U		< 10	U		< 10	U	
SEE COMBINED	PWY-SEE-Combined-Mc2-090524	9/5/2024	< 2.3	U		< 7.8	U		< 2.6	U		< 2.5	U		< 2.5	U	
SEE COMBINED	PWY-SEE-Combined-091124	9/11/2024	< 2.2	U		< 7.6	U		< 2.5	U		< 2.5	U		< 2.5	U	
SEE COMBINED	PWY-SEE-Combined-Mc2-092524	9/25/2024	< 4.2	U		< 14	U		< 4.8	U		< 4.7	U		< 4.7	U	
SEE COMBINED	PWY-SEE-Combined-100224	10/2/2024	< 8.2	U		< 28	U		< 9.3	U		< 9.1	U		< 9.1	U	
SEE COMBINED	PWY-SEE-Combined-Mc2-100824	10/8/2024	< 8.6	U		< 30	U		< 9.8	U		< 9.7	U		< 9.7	U	

**ATTACHMENT B
SEE SYSTEM VAPOR ANALYTICAL SAMPLE RESULTS**

Location	Sample ID	Sample Date	1,4-Dioxane			Ethanol			Ethylbenzene			4-Ethyltoluene			Freon 114		
			Result (mg/m ³)	Lab Quals	AECOM Quals	Result (mg/m ³)	Lab Quals	AECOM Quals	Result (mg/m ³)	Lab Quals	AECOM Quals	Result (mg/m ³)	Lab Quals	AECOM Quals	Result (mg/m ³)	Lab Quals	AECOM Quals
SEE AIR STRIPPER	PWY-SEE-AirStripper-MC2-080624	8/6/2024	< 15	U		< 9.8	U		5.4			2.3	J		< 7.3	U	
SEE AIR STRIPPER	PWY-SEE-AirStripper-Mc2-090524	9/5/2024	< 8.3	U		< 5.4	U		4			0.81	J		< 4	U	
SEE AIR STRIPPER	PWY-SEE-AirStripper-Mc2-092524	9/25/2024	< 1.2	U		< 0.8	U		0.98			0.18	J		< 0.6	U	
SEE AIR STRIPPER	PWY-SEE-AirStripper-Mc2-100824	10/8/2024	< 2.6	U		< 1.7	U		2.3			1.4			< 1.2	U	
SEE MPE WELLS	PWY-SEE-MPEWells-MC2-080624	8/6/2024	< 32	U		< 21	U		27			12	CN		< 16	U	
SEE MPE WELLS	PWY-SEE-MPEWells-Mc2-090524	9/5/2024	< 8.1	U		< 5.3	U		80			22			< 3.9	U	
SEE MPE WELLS	PWY-SEE-MPEWells-Mc2-092524	9/25/2024	< 15	U		< 9.8	U		22			6.3			< 7.3	U	
SEE MPE WELLS	PWY-SEE-MPEWells-Mc2-100824	10/8/2024	< 31	U		< 20	U		20			2.2	J		< 15	U	
SEE COMBINED	PWY-SEE-Combined-070224	7/2/2024	< 15	U		< 10	U		7.2			2.6	J		< 7.4	U	
SEE COMBINED	PWY-SEE-Combined-080624	8/6/2024	< 16	U		< 10	U		31			13	CN	J	< 7.9	U	
SEE COMBINED	PWY-SEE-Combined-MC2-080624	8/6/2024	< 32	U		< 21	U		25			11	J		< 16	U	
SEE COMBINED	PWY-SEE-Combined-Mc2-090524	9/5/2024	< 8.1	U		< 5.3	U		72			22			< 3.9	U	
SEE COMBINED	PWY-SEE-Combined-091124	9/11/2024	< 7.9	U		< 5.2	U		33			6.4			< 3.8	U	
SEE COMBINED	PWY-SEE-Combined-Mc2-092524	9/25/2024	< 15	U		< 9.8	U		18			4.8	J		< 7.3	U	
SEE COMBINED	PWY-SEE-Combined-100224	10/2/2024	< 29	U		< 19	U		29			7.1	J		< 14	U	
SEE COMBINED	PWY-SEE-Combined-Mc2-100824	10/8/2024	< 31	U		< 20	U		18			1.6	J		< 15	U	

**ATTACHMENT B
SEE SYSTEM VAPOR ANALYTICAL SAMPLE RESULTS**

Location	Sample ID	Sample Date	Heptane			Hexachlorobutadiene			Hexane			2-Hexanone (Methyl N-Butyl Ketone)			Isopentane		
			Result (mg/m ³)	Lab Quals	AECOM Quals	Result (mg/m ³)	Lab Quals	AECOM Quals	Result (mg/m ³)	Lab Quals	AECOM Quals	Result (mg/m ³)	Lab Quals	AECOM Quals	Result (mg/m ³)	Lab Quals	AECOM Quals
SEE AIR STRIPPER	PWY-SEE-AirStripper-MC2-080624	8/6/2024	< 4.3	U		< 44	U		< 3.7	U		< 17	U		< 12	U	
SEE AIR STRIPPER	PWY-SEE-AirStripper-Mc2-090524	9/5/2024	< 2.4	U		< 24	U		< 2	U		< 9.4	U		< 6.8	U	
SEE AIR STRIPPER	PWY-SEE-AirStripper-Mc2-092524	9/25/2024	< 0.35	U		< 3.6	U		< 0.3	U		< 1.4	U		0.24	J	
SEE AIR STRIPPER	PWY-SEE-AirStripper-Mc2-100824	10/8/2024	0.46	J		< 7.6	U		0.75			< 2.9	U		1.4	J	
SEE MPE WELLS	PWY-SEE-MPEWells-MC2-080624	8/6/2024	61			< 95	U		140			< 36	U		330		
SEE MPE WELLS	PWY-SEE-MPEWells-Mc2-090524	9/5/2024	110			< 24	U		170			< 9.2	U		330		
SEE MPE WELLS	PWY-SEE-MPEWells-Mc2-092524	9/25/2024	31			< 44	U		90			< 17	U		280		
SEE MPE WELLS	PWY-SEE-MPEWells-Mc2-100824	10/8/2024	48			< 92	U		120			< 35	U		320		
SEE COMBINED	PWY-SEE-Combined-070224	7/2/2024	51			< 45	U		170			< 17	U		320		
SEE COMBINED	PWY-SEE-Combined-080624	8/6/2024	67			< 48	U		150			< 18	U		350		
SEE COMBINED	PWY-SEE-Combined-MC2-080624	8/6/2024	53			< 96	U		120			< 37	U		290		
SEE COMBINED	PWY-SEE-Combined-Mc2-090524	9/5/2024	100			< 24	U		160			< 9.2	U		300		
SEE COMBINED	PWY-SEE-Combined-091124	9/11/2024	48			< 23	U		89			< 9	U		200		
SEE COMBINED	PWY-SEE-Combined-Mc2-092524	9/25/2024	25			< 44	U		72			< 17	U		220		
SEE COMBINED	PWY-SEE-Combined-100224	10/2/2024	41			< 86	U		110			< 33	U		300		
SEE COMBINED	PWY-SEE-Combined-Mc2-100824	10/8/2024	44			< 91	U		100			< 35	U		290		

**ATTACHMENT B
SEE SYSTEM VAPOR ANALYTICAL SAMPLE RESULTS**

Location	Sample ID	Sample Date	2-Propanol			1,1,2,2-Tetrachloroethane			Tetrachloroethene			1,2,4-Trichlorobenzene			1,1,2-Trichloroethane		
			Result (mg/m ³)	Lab Quals	AECOM Quals	Result (mg/m ³)	Lab Quals	AECOM Quals	Result (mg/m ³)	Lab Quals	AECOM Quals	Result (mg/m ³)	Lab Quals	AECOM Quals	Result (mg/m ³)	Lab Quals	AECOM Quals
SEE AIR STRIPPER	PWY-SEE-AirStripper-MC2-080624	8/6/2024	< 13	U		< 7.2	U		< 7.1	U		< 31	U		< 5.7	U	
SEE AIR STRIPPER	PWY-SEE-AirStripper-Mc2-090524	9/5/2024	< 7.1	U		< 3.9	U		1.2	J		< 17	U		< 3.1	U	
SEE AIR STRIPPER	PWY-SEE-AirStripper-Mc2-092524	9/25/2024	< 1	U		< 0.59	U		< 0.58	U		< 2.5	U		< 0.47	U	
SEE AIR STRIPPER	PWY-SEE-AirStripper-Mc2-100824	10/8/2024	< 2.2	U		< 1.2	U		< 1.2	U		< 5.3	U		< 0.98	U	
SEE MPE WELLS	PWY-SEE-MPEWells-MC2-080624	8/6/2024	< 27	U		< 15	U		< 15	U		< 66	U		< 12	U	
SEE MPE WELLS	PWY-SEE-MPEWells-Mc2-090524	9/5/2024	< 6.9	U		< 3.9	U		< 3.8	U		< 17	U		< 3.1	U	
SEE MPE WELLS	PWY-SEE-MPEWells-Mc2-092524	9/25/2024	< 13	U		< 7.1	U		< 7	U		< 31	U		< 5.7	U	
SEE MPE WELLS	PWY-SEE-MPEWells-Mc2-100824	10/8/2024	< 26	U		< 15	U		< 15	U		< 64	U		< 12	U	
SEE COMBINED	PWY-SEE-Combined-070224	7/2/2024	< 13	U		< 7.3	U		< 7.2	U		< 31	U		< 5.8	U	
SEE COMBINED	PWY-SEE-Combined-080624	8/6/2024	< 14	U		< 7.7	U		< 7.6	U		< 33	U		< 6.1	U	
SEE COMBINED	PWY-SEE-Combined-MC2-080624	8/6/2024	< 28	U		< 16	U		< 15	U		< 67	U		< 12	U	
SEE COMBINED	PWY-SEE-Combined-Mc2-090524	9/5/2024	< 6.9	U		< 3.8	U		< 3.8	U		< 17	U		< 3	U	
SEE COMBINED	PWY-SEE-Combined-091124	9/11/2024	< 6.8	U		< 3.8	U		< 3.7	U		< 16	U		< 3	U	
SEE COMBINED	PWY-SEE-Combined-Mc2-092524	9/25/2024	< 13	U		< 7.1	U		< 7	U		< 31	U		< 5.7	U	
SEE COMBINED	PWY-SEE-Combined-100224	10/2/2024	5.3	J		< 14	U		< 14	U		< 60	U		< 11	U	
SEE COMBINED	PWY-SEE-Combined-Mc2-100824	10/8/2024	< 26	U		< 15	U		< 14	U		< 63	U		< 12	U	

**ATTACHMENT B
SEE SYSTEM VAPOR ANALYTICAL SAMPLE RESULTS**

Location	Sample ID	Sample Date	Trichloroethene			1,2,4-Trimethylbenzene			1,3,5-Trimethylbenzene			2,2,4-Trimethylpentane			Vinyl Chloride		
			Result (mg/m ³)	Lab Quals	AECOM Quals	Result (mg/m ³)	Lab Quals	AECOM Quals	Result (mg/m ³)	Lab Quals	AECOM Quals	Result (mg/m ³)	Lab Quals	AECOM Quals	Result (mg/m ³)	Lab Quals	AECOM Quals
SEE AIR STRIPPER	PWY-SEE-AirStripper-MC2-080624	8/6/2024	< 5.6	U		3.9	J		1.2	J		2	J		< 2.7	U	
SEE AIR STRIPPER	PWY-SEE-AirStripper-Mc2-090524	9/5/2024	< 3.1	U		2.5	J		0.87	J		0.32	J		< 1.5	U	
SEE AIR STRIPPER	PWY-SEE-AirStripper-Mc2-092524	9/25/2024	< 0.46	U		0.85			0.23	J		0.21	J		< 0.22	U	
SEE AIR STRIPPER	PWY-SEE-AirStripper-Mc2-100824	10/8/2024	< 0.96	U		6.4			1.8			1.3			< 0.46	U	
SEE MPE WELLS	PWY-SEE-MPEWells-MC2-080624	8/6/2024	< 12	U		14			5.2	J		310			< 5.7	U	
SEE MPE WELLS	PWY-SEE-MPEWells-Mc2-090524	9/5/2024	< 3	U		73			26			450			< 1.4	U	
SEE MPE WELLS	PWY-SEE-MPEWells-Mc2-092524	9/25/2024	< 5.6	U		15			5.8			200			< 2.6	U	
SEE MPE WELLS	PWY-SEE-MPEWells-Mc2-100824	10/8/2024	< 12	U		3.3	J		2.3	J		220			< 5.5	U	
SEE COMBINED	PWY-SEE-Combined-070224	7/2/2024	< 5.7	U		2.5	J		1.2	J		230			< 2.7	U	
SEE COMBINED	PWY-SEE-Combined-080624	8/6/2024	< 6	U		17			6.1			320			< 2.9	U	
SEE COMBINED	PWY-SEE-Combined-MC2-080624	8/6/2024	< 12	U		12			5	J		270			< 5.8	U	
SEE COMBINED	PWY-SEE-Combined-Mc2-090524	9/5/2024	< 3	U		71			25			410			< 1.4	U	
SEE COMBINED	PWY-SEE-Combined-091124	9/11/2024	< 3	U		14			5.1			210			< 1.4	U	
SEE COMBINED	PWY-SEE-Combined-Mc2-092524	9/25/2024	< 5.6	U		10			4.4	J		160			< 2.6	U	
SEE COMBINED	PWY-SEE-Combined-100224	10/2/2024	< 11	U		25			10			200			< 5.2	U	
SEE COMBINED	PWY-SEE-Combined-Mc2-100824	10/8/2024	< 11	U		2.8	J		< 10	U		200			< 5.4	U	

**ATTACHMENT B
SEE SYSTEM VAPOR ANALYTICAL SAMPLE RESULTS**

Location	Sample ID	Sample Date	m,p-Xylene			o-Xylene			TPH (C2-C10)			Butane			Isopentane		
			Result (mg/m ³)	Lab Quals	AECOM Quals	Result (mg/m ³)	Lab Quals	AECOM Quals	Result (mg/m ³)	Lab Quals	AECOM Quals	Result (%)	Lab Quals	AECOM Quals	Result (%)	Lab Quals	AECOM Quals
SEE AIR STRIPPER	PWY-SEE-AirStripper-MC2-080624	8/6/2024	16			2.8	J		--			--			--		
SEE AIR STRIPPER	PWY-SEE-AirStripper-Mc2-090524	9/5/2024	10			2	J		--			--			--		
SEE AIR STRIPPER	PWY-SEE-AirStripper-Mc2-092524	9/25/2024	2.6			0.58			--			--			--		
SEE AIR STRIPPER	PWY-SEE-AirStripper-Mc2-100824	10/8/2024	7.1			0.99			--			--			--		
SEE MPE WELLS	PWY-SEE-MPEWells-MC2-080624	8/6/2024	69			6.6	J		--			--			--		
SEE MPE WELLS	PWY-SEE-MPEWells-Mc2-090524	9/5/2024	250			15			--			--			--		
SEE MPE WELLS	PWY-SEE-MPEWells-Mc2-092524	9/25/2024	66			3.2	J		--			--			--		
SEE MPE WELLS	PWY-SEE-MPEWells-Mc2-100824	10/8/2024	43			4.4	J		--			--			--		
SEE COMBINED	PWY-SEE-Combined-070224	7/2/2024	17			2	J		7600			0.0045			0.012		
SEE COMBINED	PWY-SEE-Combined-080624	8/6/2024	74			5.9			23000			0.0078			0.014		
SEE COMBINED	PWY-SEE-Combined-MC2-080624	8/6/2024	56			5.7	J		--			--			--		
SEE COMBINED	PWY-SEE-Combined-Mc2-090524	9/5/2024	220			14			--			--			--		
SEE COMBINED	PWY-SEE-Combined-091124	9/11/2024	88			4			5200			0.0037			0.0095		
SEE COMBINED	PWY-SEE-Combined-Mc2-092524	9/25/2024	50			2.3	J		--			--			--		
SEE COMBINED	PWY-SEE-Combined-100224	10/2/2024	74			5.6	J		16000			0.0078			0.013		
SEE COMBINED	PWY-SEE-Combined-Mc2-100824	10/8/2024	35			3.1	J		--			--			--		

**ATTACHMENT B
SEE SYSTEM VAPOR ANALYTICAL SAMPLE RESULTS**

Location	Sample ID	Sample Date	C6+			Carbon Dioxide			Ethane			Isobutane			Methane		
			Result (%)	Lab Quals	AECOM Quals	Result (%)	Lab Quals	AECOM Quals	Result (%)	Lab Quals	AECOM Quals	Result (%)	Lab Quals	AECOM Quals	Result (%)	Lab Quals	AECOM Quals
SEE AIR STRIPPER	PWY-SEE-AirStripper-MC2-080624	8/6/2024	--			--			--			--			--		
SEE AIR STRIPPER	PWY-SEE-AirStripper-Mc2-090524	9/5/2024	--			--			--			--			--		
SEE AIR STRIPPER	PWY-SEE-AirStripper-Mc2-092524	9/25/2024	--			--			--			--			--		
SEE AIR STRIPPER	PWY-SEE-AirStripper-Mc2-100824	10/8/2024	--			--			--			--			--		
SEE MPE WELLS	PWY-SEE-MPEWells-MC2-080624	8/6/2024	--			--			--			--			--		
SEE MPE WELLS	PWY-SEE-MPEWells-Mc2-090524	9/5/2024	--			--			--			--			--		
SEE MPE WELLS	PWY-SEE-MPEWells-Mc2-092524	9/25/2024	--			--			--			--			--		
SEE MPE WELLS	PWY-SEE-MPEWells-Mc2-100824	10/8/2024	--			--			--			--			--		
SEE COMBINED	PWY-SEE-Combined-070224	7/2/2024	0.071			2.1			0.00012	J		0.00038	J		0.94		
SEE COMBINED	PWY-SEE-Combined-080624	8/6/2024	0.11			2.8			0.00015	J		0.00070	J		0.99		
SEE COMBINED	PWY-SEE-Combined-MC2-080624	8/6/2024	--			--			--			--			--		
SEE COMBINED	PWY-SEE-Combined-Mc2-090524	9/5/2024	--			--			--			--			--		
SEE COMBINED	PWY-SEE-Combined-091124	9/11/2024	0.084			2.0			0.000063	J		0.00038	J		0.78		
SEE COMBINED	PWY-SEE-Combined-Mc2-092524	9/25/2024	--			--			--			--			--		
SEE COMBINED	PWY-SEE-Combined-100224	10/2/2024	0.10			2.3			0.000092	J		0.00070	J		0.96		
SEE COMBINED	PWY-SEE-Combined-Mc2-100824	10/8/2024	--			--			--			--			--		

**ATTACHMENT B
SEE SYSTEM VAPOR ANALYTICAL SAMPLE RESULTS**

Location	Sample ID	Sample Date	Neopentane			Nitrogen			Oxygen			Pentane			Propane		
			Result (%)	Lab Quals	AECOM Quals	Result (%)	Lab Quals	AECOM Quals	Result (%)	Lab Quals	AECOM Quals	Result (%)	Lab Quals	AECOM Quals	Result (%)	Lab Quals	AECOM Quals
SEE AIR STRIPPER	PWY-SEE-AirStripper-MC2-080624	8/6/2024	--			--			--			--			--		
SEE AIR STRIPPER	PWY-SEE-AirStripper-Mc2-090524	9/5/2024	--			--			--			--			--		
SEE AIR STRIPPER	PWY-SEE-AirStripper-Mc2-092524	9/25/2024	--			--			--			--			--		
SEE AIR STRIPPER	PWY-SEE-AirStripper-Mc2-100824	10/8/2024	--			--			--			--			--		
SEE MPE WELLS	PWY-SEE-MPEWells-MC2-080624	8/6/2024	--			--			--			--			--		
SEE MPE WELLS	PWY-SEE-MPEWells-Mc2-090524	9/5/2024	--			--			--			--			--		
SEE MPE WELLS	PWY-SEE-MPEWells-Mc2-092524	9/25/2024	--			--			--			--			--		
SEE MPE WELLS	PWY-SEE-MPEWells-Mc2-100824	10/8/2024	--			--			--			--			--		
SEE COMBINED	PWY-SEE-Combined-070224	7/2/2024	< 0.0021	U		78			19			0.0091			< 0.0021	U	
SEE COMBINED	PWY-SEE-Combined-080624	8/6/2024	< 0.0022	U		78			18			0.0090			< 0.0022	U	
SEE COMBINED	PWY-SEE-Combined-MC2-080624	8/6/2024	--			--			--			--			--		
SEE COMBINED	PWY-SEE-Combined-Mc2-090524	9/5/2024	--			--			--			--			--		
SEE COMBINED	PWY-SEE-Combined-091124	9/11/2024	< 0.0022	U		78			19			0.0058			< 0.0022	U	
SEE COMBINED	PWY-SEE-Combined-Mc2-092524	9/25/2024	--			--			--			--			--		
SEE COMBINED	PWY-SEE-Combined-100224	10/2/2024	0.000046	J		78			19			0.0077			< 0.0020	U	
SEE COMBINED	PWY-SEE-Combined-Mc2-100824	10/8/2024	--			--			--			--			--		

Notes:

Bold results are detections above the reporting limit (RL), or estimated detections between the method detection limit (MDL) and RL.

< #.## Gray text indicates the analyte was not detected above the given reporting limit.

Empty cell without a value indicates chemical was not analyzed.

Samples collected by AECOM were analyzed using analyte lists and methods TO-15, ASTM D-1945, and TO-3. Sample collected by McMillan-McGee (Mc2) were only analyzed for TO-15.

The SEE system was not operated in November or December 2024, and therefore was not sampled.

Lab Qualifiers

J = Estimated value; results between the MDL and RL

U = Compound analyzed for but not detected above the RL

CN = Indicates potential high bias due to use of a Tedlar® bag for off-line dilution

AECOM Qualifiers

J = Estimated detection

UJ = Estimated non-detect

U = Non-detect due to blank contamination

SEE LAST PAGE OF TABLE FOR NOTES

**ATTACHMENT C
SVP FIELD-SCREENED TEDLAR® BAG RESULTS**

Location	Sample Date	Sample Time (24-Hour)	Vacuum/ Pressure Reading (Inches of H ₂ O)	Fixed Gases				Soil Vapor Concentrations				Comments
				CH ₄ (%)	LEL (%)	CO ₂ (%)	O ₂ (%)	PID (ppmv)	THC (ppmv)	CH ₄ (ppmv)	PHC (ppmv)	
SVP-01-10	7/24/2024	0805	-0.58	0.0	0	0.1	20.8	0.0	0.0	0.0	0	
SVP-01-10	7/31/2024	1041	-0.73	0.0	0	0.1	20.6	0.0	0.0	0.0	0	
SVP-01-10	8/8/2024	1340	0.00	0.0	0	0.1	20.7	0.0	0.0	0.0	0	SEE system was shut down 8/7/2024 for maintenance.
SVP-01-10	8/16/2024	1400	0.00	0.0	0	0.2	20.4	0.0	0.0	0.0	0	SEE system was shut down 8/7/2024 for maintenance.
SVP-01-10	8/21/2024	0940	0.00	0.0	0	0.1	20.8	0.0	0.0	0.0	0	
SVP-01-10	8/21/2024	0940	NM	0.0	0	0.1	20.8	0.0	0.0	0.0	0	Duplicate sample.
SVP-01-10	8/28/2024	1204	-0.67	0.0	0	0.1	20.7	0.0	0.0	0.0	0	SEE system was shut down 8/25/2024 for maintenance.
SVP-01-10	8/28/2024	1204	NM	0.0	0	0.1	20.7	0.0	0.0	0.0	0	Duplicate sample. SEE system was shut down 8/25/2024 for maintenance.
SVP-01-10	9/4/2024	0935	-0.63	0.0	0	0.0	20.9	0.0	0.0	0.0	0	
SVP-01-10	9/11/2024	0855	-0.51	0.0	0	0.0	20.9	0.0	0.0	0.0	0	
SVP-01-10	9/18/2024	0848	-0.74	0.0	0	0.0	20.8	0.0	0.0	0.0	0	
SVP-01-10	9/25/2024	1201	-0.61	0.0	0	0.1	20.7	0.0	0.0	0.0	0	
SVP-01-10	10/2/2024	1126	-0.53	0.0	0	0.1	20.8	0.0	0.0	0.0	0	
SVP-01-10	10/8/2024	0900	-0.51	0.0	0	0.1	20.9	0.0	0.0	0.0	0	
SVP-01-10	10/10/2024	1140	-0.40	0.0	0	0.0	20.7	0.0	0.0	0.0	0	
SVP-01-10	10/15/2024	0843	-0.42	0.0	0	0.0	20.9	0.0	0.0	0.0	0	
SVP-01-10	10/17/2024	0838	-0.43	0.0	0	0.0	20.9	0.0	0.0	0.0	0	
SVP-01-10	10/22/2024	1040	-0.35	0.0	0	0.0	20.7	0.0	0.0	0.0	0	
SVP-01-10	10/24/2024	0923	-0.37	0.0	0	0.0	20.9	0.0	0.0	0.0	0	
SVP-01-10	10/24/2024	0923	NM	0.0	0	0.0	20.9	0.0	0.0	0.0	0	Duplicate sample.
SVP-01-10	10/29/2024	0948	-0.15	0.0	0	0.0	20.9	0.0	0.0	0.0	0	
SVP-01-10	10/31/2024	0759	-0.28	0.0	0	0.0	20.8	0.0	0.0	0.0	0	
SVP-01-10	10/31/2024	0759	NM	0.0	0	0.0	20.8	0.0	0.0	0.0	0	Duplicate sample.
SVP-01-10	11/5/2024	0830	-0.28	0.0	0	0.0	20.9	0.0	0.0	0.0	0	
SVP-01-10	11/7/2024	0950	-0.61	0.0	0	0.1	20.9	0.0	0.0	0.0	0	
SVP-01-10	11/12/2024	0838	-0.51	0.0	0	0.0	20.9	0.0	0.0	0.0	0	
SVP-01-10	11/14/2024	0850	-0.50	0.0	0	0.0	20.9	0.0	0.0	0.0	0	
SVP-01-10	11/19/2024	0833	-3.30	0.0	0	0.0	20.8	0.0	0.0	0.0	0	
SVP-01-10	11/21/2024	0754	-0.7	0.0	0	0.0	20.9	0.0	0.0	0.0	0	
SVP-01-10	11/21/2024	0754	NM	0.0	0	0.0	20.9	0.0	0.0	0.0	0	Duplicate sample.
SVP-01-10	11/26/2024	0935	-0.49	0.0	0	0.0	20.9	0.0	0.0	0.0	0	
SVP-01-10	11/27/2024	0840	-0.27	0.0	0	0.0	20.8	0.0	0.0	0.0	0	

SEE LAST PAGE OF TABLE FOR NOTES

**ATTACHMENT C
SVP FIELD-SCREENED TEDLAR® BAG RESULTS**

Location	Sample Date	Sample Time (24-Hour)	Vacuum/ Pressure Reading (Inches of H ₂ O)	Fixed Gases				Soil Vapor Concentrations				Comments
				CH ₄ (%)	LEL (%)	CO ₂ (%)	O ₂ (%)	PID (ppmv)	THC (ppmv)	CH ₄ (ppmv)	PHC (ppmv)	
SVP-01-10	12/3/2024	1130	-0.68	0.0	0	0.0	20.8	0.0	0.0	0.0	0	
SVP-01-10	12/6/2024	1030	-0.41	0.0	0	0.0	20.8	0.0	0.0	0.0	0	
SVP-01-10	12/10/2024	1015	-0.74	0.0	0	0.0	20.8	0.0	0.0	0.0	0	
SVP-01-10	12/12/2024	1050	-0.55	0.0	0	0.0	20.9	0.0	0.0	0.0	0	
SVP-01-10	12/17/2024	0925	-0.48	0.0	0	0.0	20.9	0.0	0.0	0.0	0	
SVP-01-10	12/19/2024	1310	-0.32	0.0	0	0.1	20.9	0.0	0.0	0.0	0	
SVP-01-10	12/24/2024	0857	-0.52	0.0	0	0.1	20.9	0.0	0.0	0.0	0	
SVP-01-10	12/26/2024	0955	-0.27	0.0	0	0.1	20.9	0.0	0.0	0.0	0	
SVP-01-10	12/31/2024	0938	-0.52	0.0	0	0.1	20.9	0.0	0.0	0.0	0	
SVP-01-20	7/24/2024	0806	-0.85	0.0	0	0.1	20.8	0.0	0.0	0.0	0	
SVP-01-20	7/31/2024	1042	-1.04	0.0	0	0.1	20.7	0.0	0.0	0.0	0	
SVP-01-20	8/8/2024	1341	0.00	0.0	0	0.1	20.7	0.0	0.0	0.0	0	SEE system was shut down 8/7/2024 for maintenance.
SVP-01-20	8/16/2024	1401	0.00	0.0	0	0.2	20.4	0.0	0.0	0.0	0	SEE system was shut down 8/7/2024 for maintenance.
SVP-01-20	8/21/2024	0941	-0.21	0.0	0	0.3	20.7	0.0	11.9	11.9	0	
SVP-01-20	8/28/2024	1205	-1.10	0.0	0	0.1	20.7	0.0	15.1	15.1	0	SEE system was shut down 8/25/2024 for maintenance.
SVP-01-20	9/4/2024	0936	-1.06	0.0	0	0.0	20.9	0.5	1.2	0.0	1.2	
SVP-01-20	9/11/2024	0856	-0.84	0.0	0	0.0	20.9	0.0	0.0	0.0	0	
SVP-01-20	9/18/2024	0849	-0.72	0.0	0	0.0	20.9	0.0	0.0	0.0	0	
SVP-01-20	9/25/2024	1202	-0.91	0.0	0	0.1	20.7	0.0	0.0	0.0	0	
SVP-01-20	10/2/2024	1127	-0.52	0.0	0	0.1	20.8	0.0	0.0	0.0	0	
SVP-01-20	10/8/2024	0901	-0.76	0.0	0	0.1	20.9	0.0	0.0	0.0	0	
SVP-01-20	10/10/2024	1141	-0.64	0.0	0	0.1	20.8	0.0	0.0	0.0	0	
SVP-01-20	10/15/2024	0844	-0.72	0.0	0	0.0	20.8	0.0	0.0	0.0	0	
SVP-01-20	10/17/2024	0839	-0.66	0.0	0	0.1	20.9	0.0	0.0	0.0	0	
SVP-01-20	10/22/2024	1041	-1.03	0.0	0	0.0	20.7	0.0	0.0	0.0	0	
SVP-01-20	10/24/2024	0924	-0.59	0.0	0	0.0	20.9	0.0	0.0	0.0	0	
SVP-01-20	10/29/2024	0949	-0.30	0.0	0	0.0	20.9	0.0	0.0	0.0	0	
SVP-01-20	10/31/2024	0800	-0.16	0.0	0	0.0	20.7	0.0	0.0	0.0	0	
SVP-01-20	11/5/2024	0831	-0.37	0.0	0	0.1	20.8	0.0	0.0	0.0	0	
SVP-01-20	11/7/2024	0951	-0.84	0.0	0	0.0	20.9	0.0	0.0	0.0	0	
SVP-01-20	11/12/2024	0839	-0.71	0.0	0	0.1	20.8	0.0	0.0	0.0	0	
SVP-01-20	11/14/2024	0851	-0.71	0.0	0	0.1	20.9	0.0	0.0	0.0	0	
SVP-01-20	11/19/2024	0834	-0.59	0.0	0	0.0	20.8	0.0	0.0	0.0	0	
SVP-01-20	11/21/2024	0755	-1.0	0.0	0	0.0	20.9	0.0	0.0	0.0	0	
SVP-01-20	11/26/2024	0936	-0.77	0.0	0	0.0	20.9	0.0	0.0	0.0	0	
SVP-01-20	11/27/2024	0840	-0.57	0.0	0	0.0	20.9	0.0	0.0	0.0	0	

**ATTACHMENT C
SVP FIELD-SCREENED TEDLAR® BAG RESULTS**

Location	Sample Date	Sample Time (24-Hour)	Vacuum/ Pressure Reading (Inches of H ₂ O)	Fixed Gases				Soil Vapor Concentrations				Comments
				CH ₄ (%)	LEL (%)	CO ₂ (%)	O ₂ (%)	PID (ppmv)	THC (ppmv)	CH ₄ (ppmv)	PHC (ppmv)	
SVP-01-20	12/3/2024	1130	-0.71	0.0	0	0.0	20.9	0.0	0.0	0.0	0	
SVP-01-20	12/6/2024	1031	-0.47	0.0	0	0.0	20.8	0.0	0.0	0.0	0	
SVP-01-20	12/10/2024	1015	-0.70	0.0	0	0.0	20.8	0.0	0.0	0.0	0	
SVP-01-20	12/12/2024	1051	0.00	0.0	0	0.0	20.9	0.0	0.0	0.0	0	
SVP-01-20	12/17/2024	0825	-0.79	0.0	0	0.0	20.9	0.0	0.0	0.0	0	
SVP-01-20	12/19/2024	1311	-0.29	0.0	0	0.1	20.9	0.0	0.0	0.0	0	
SVP-01-20	12/24/2024	0857	-0.09	0.0	0	0.1	20.9	0.0	0.0	0.0	0	
SVP-01-20	12/26/2024	0955	-0.36	0.0	0	0.1	20.8	0.0	0.0	0.0	0	
SVP-01-20	12/31/2024	0939	-0.83	0.0	0	0.1	20.9	0.0	0.0	0.0	0	
SVP-01-30	7/24/2024	0807	-1.01	0.0	0	0.4	20.4	0.0	6.0	6.0	0	
SVP-01-30	7/31/2024	1043	-1.20	0.0	0	0.4	20.4	0.0	0.4	0.4	0	
SVP-01-30	8/8/2024	1342	0.00	0.0	0	0.9	20.0	2.6	238	182	56	SEE system was shut down 8/7/2024 for maintenance. Analytical sample was triggered.
SVP-01-30	8/8/2024	1342	NM	0.0	0	0.9	20.0	2.5	251	186	65	Duplicate sample. SEE system was shut down 8/7/2024 for maintenance.
SVP-01-30	8/9/2024	1305	0.00	0.1	3	1.0	19.7	11.4	271	43	228	Confirmation sample. SEE system was shut down 8/7/2024 for maintenance. Analytical sample was
SVP-01-30	8/16/2024	1402	0.00	0.0	0	1.1	19.6	0.0	0.0	0.0	0	SEE system was shut down 8/7/2024 for maintenance.
SVP-01-30	8/16/2024	1402	NM	0.0	0	1.1	19.6	0.0	0.0	0.0	0	Duplicate sample. SEE system was shut down 8/7/2024 for maintenance.
SVP-01-30	8/21/2024	0942	-0.21	0.0	0	0.7	20.2	0.0	0.0	0.0	0	
SVP-01-30	8/28/2024	1206	-1.34	0.0	0	0.6	20.4	0.0	0.0	0.0	0	SEE system was shut down 8/25/2024 for maintenance.
SVP-01-30	9/4/2024	0937	-1.30	0.0	0	0.2	20.8	0.0	0.0	0.0	0	
SVP-01-30	9/11/2024	0857	-1.01	0.0	0	0.2	20.8	0.0	0.0	0.0	0	
SVP-01-30	9/18/2024	0850	-0.84	0.0	0	0.2	20.8	0.0	0.0	0.0	0	
SVP-01-30	9/25/2024	1201	-0.61	0.0	0	0.2	20.5	0.0	0.0	0.0	0	
SVP-01-30	10/2/2024	1128	-0.59	0.0	0	0.2	20.8	0.0	0.0	0.0	0	
SVP-01-30	10/8/2024	0902	-0.90	0.0	0	0.3	20.6	0.0	0.0	0.0	0	
SVP-01-30	10/10/2024	1142	-0.74	0.0	0	0.3	20.6	0.0	0.0	0.0	0	
SVP-01-30	10/15/2024	0845	-0.80	0.0	0	0.2	20.7	0.0	0.0	0.0	0	
SVP-01-30	10/17/2024	0840	-0.77	0.0	0	0.2	20.7	0.0	0.0	0.0	0	
SVP-01-30	10/22/2024	1042	-0.68	0.0	0	0.3	20.4	0.0	0.0	0.0	0	
SVP-01-30	10/24/2024	0925	-0.77	0.0	0	0.3	20.8	0.0	0.0	0.0	0	
SVP-01-30	10/29/2024	0950	-0.34	0.0	0	0.3	20.5	0.0	0.0	0.0	0	
SVP-01-30	10/31/2024	0804	-1.05	0.0	0	0.4	20.3	0.0	0.0	0.0	0	
SVP-01-30	11/5/2024	0832	-0.42	0.0	0	0.7	20.3	0.0	0.0	0.0	0	
SVP-01-30	11/7/2024	0952	-0.95	0.0	0	0.3	20.5	0.0	0.0	0.0	0	
SVP-01-30	11/7/2024	0952	NM	0.0	0	0.3	20.6	0.0	0.0	0.0	0	Duplicate sample.
SVP-01-30	11/12/2024	0840	-0.79	0.0	0	0.3	20.6	0.0	0.0	0.0	0	
SVP-01-30	11/14/2024	0852	-0.87	0.0	0	0.3	20.6	0.0	0.0	0.0	0	
SVP-01-30	11/19/2024	0835	-0.74	0.0	0	0.3	20.5	0.0	0.0	0.0	0	
SVP-01-30	11/21/2024	0756	-1.1	0.0	0	0.3	20.7	0.0	0.0	0.0	0	
SVP-01-30	11/26/2024	0937	-0.65	0.0	0	0.3	20.7	0.0	0.0	0.0	0	
SVP-01-30	11/27/2024	0840	-0.62	0.0	0	0.3	20.7	0.0	0.0	0.0	0	

SEE LAST PAGE OF TABLE FOR NOTES

**ATTACHMENT C
SVP FIELD-SCREENED TEDLAR® BAG RESULTS**

Location	Sample Date	Sample Time (24-Hour)	Vacuum/ Pressure Reading (Inches of H ₂ O)	Fixed Gases				Soil Vapor Concentrations				Comments
				CH ₄ (%)	LEL (%)	CO ₂ (%)	O ₂ (%)	PID (ppmv)	THC (ppmv)	CH ₄ (ppmv)	PHC (ppmv)	
SVP-01-30	12/3/2024	1130	-0.82	0.0	0	0.2	20.6	0.0	0.0	0.0	0	
SVP-01-30	12/6/2024	1032	-0.76	0.0	0	0.3	20.7	0.0	0.0	0.0	0	
SVP-01-30	12/10/2024	1015	-0.85	0.0	0	0.2	20.7	0.0	0.0	0.0	0	
SVP-01-30	12/10/2024	1015	NM	0.0	0	0.2	20.7	0.0	0.0	0.0	0	Duplicate sample.
SVP-01-30	12/12/2024	1052	-2.00	0.0	0	0.2	20.8	0.0	0.0	0.0	0	
SVP-01-30	12/17/2024	0925	-0.79	0.0	0	0.2	20.7	0.0	0.0	0.0	0	
SVP-01-30	12/19/2024	1312	-0.44	0.0	0	0.3	20.8	0.0	0.0	0.0	0	
SVP-01-30	12/19/2024	1312	NM	0.0	0	0.3	20.8	0.0	0.0	0.0	0	Duplicate sample.
SVP-01-30	12/24/2024	0857	-0.68	0.0	0	0.2	20.8	0.0	0.0	0.0	0	
SVP-01-30	12/26/2024	0955	-0.66	0.0	0	0.3	20.7	0.0	0.0	0.0	0	
SVP-01-30	12/26/2024	0955	NM	0.0	0	0.3	20.7	0.0	0.0	0.0	0	Duplicate sample.
SVP-01-30	12/31/2024	0940	-0.81	0.0	0	0.3	20.7	0.0	0.0	0.0	0	
SVP-02-10	7/24/2024	0813	-1.27	0.0	0	0.4	20.5	0.0	0.0	0.0	0	
SVP-02-10	7/31/2024	1031	-1.50	0.0	0	0.5	20.4	0.0	0.0	0.0	0	
SVP-02-10	8/8/2024	1350	0.00	0.0	0	0.5	20.6	0.0	0.0	0.0	0	SEE system was shut down 8/7/2024 for maintenance.
SVP-02-10	8/16/2024	1353	0.00	0.0	0	0.2	20.6	0.0	5.7	1.4	4.3	SEE system was shut down 8/7/2024 for maintenance.
SVP-02-10	8/21/2024	0953	-0.71	0.0	0	0.3	20.7	0.0	0.0	0.0	0	
SVP-02-10	8/28/2024	1220	-2.01	0.0	0	0.2	20.6	0.0	0.0	0.0	0	SEE system was shut down 8/25/2024 for maintenance.
SVP-02-10	9/4/2024	0940	-1.97	0.0	0	0.0	20.9	0.0	0.0	0.0	0	
SVP-02-10	9/11/2024	0910	-1.31	0.0	0	0.0	20.8	0.0	0.0	0.0	0	
SVP-02-10	9/18/2024	0900	-1.22	0.0	0	0.1	20.9	0.0	0.0	0.0	0	
SVP-02-10	9/18/2024	0900	NM	0.0	0	0.1	20.9	0.0	0.0	0.0	0	Duplicate sample.
SVP-02-10	9/25/2024	1151	-1.41	0.0	0	0.2	20.7	0.0	0.0	0.0	0	
SVP-02-10	10/2/2024	1123	-0.87	0.0	0	0.2	20.9	0.0	0.0	0.0	0	
SVP-02-10	10/8/2024	0904	-1.22	0.0	0	0.1	20.8	0.0	0.0	0.0	0	
SVP-02-10	10/10/2024	1135	-1.18	0.0	0	0.1	20.7	0.0	0.0	0.0	0	
SVP-02-10	10/15/2024	0848	-1.03	0.0	0	0.1	20.8	0.0	0.0	0.0	0	
SVP-02-10	10/17/2024	0843	-1.00	0.0	0	0.1	20.8	0.0	0.0	0.0	0	
SVP-02-10	10/22/2024	1030	-1.24	0.0	0	0.1	20.6	0.0	0.0	0.0	0	
SVP-02-10	10/24/2024	0930	-0.97	0.0	0	0.1	20.9	0.0	0.0	0.0	0	
SVP-02-10	10/29/2024	0943	-0.55	0.0	0	0.0	20.9	0.0	0.0	0.0	0	
SVP-02-10	10/31/2024	0804	-1.05	0.0	0	0.1	20.7	0.0	0.0	0.0	0	
SVP-02-10	11/5/2024	0842	-0.34	0.0	0	0.2	20.8	0.0	0.0	0.0	0	
SVP-02-10	11/7/2024	0959	-1.57	0.0	0	0.1	20.8	0.0	0.0	0.0	0	
SVP-02-10	11/12/2024	0834	-1.32	0.0	0	0.1	20.8	0.0	0.0	0.0	0	
SVP-02-10	11/14/2024	0845	-1.25	0.0	0	0.1	20.9	0.0	0.0	0.0	0	
SVP-02-10	11/19/2024	0836	-1.24	0.0	0	0.0	20.9	0.0	0.0	0.0	0	
SVP-02-10	11/21/2024	0758	-1.2	0.0	0	0.1	20.8	0.0	0.0	0.0	0	
SVP-02-10	11/26/2024	0940	-1.12	0.0	0	0.0	20.9	0.0	0.0	0.0	0	
SVP-02-10	11/27/2024	0835	-0.85	0.0	0	0.0	20.9	0.0	0.0	0.0	0	

**ATTACHMENT C
SVP FIELD-SCREENED TEDLAR® BAG RESULTS**

Location	Sample Date	Sample Time (24-Hour)	Vacuum/ Pressure Reading (Inches of H ₂ O)	Fixed Gases				Soil Vapor Concentrations				Comments
				CH ₄ (%)	LEL (%)	CO ₂ (%)	O ₂ (%)	PID (ppmv)	THC (ppmv)	CH ₄ (ppmv)	PHC (ppmv)	
SVP-02-10	12/3/2024	1115	-1.41	0.0	0	0.0	20.8	0.0	0.0	0.0	0	
SVP-02-10	12/6/2024	1020	-1.20	0.0	0	0.0	20.8	0.0	0.0	0.0	0	
SVP-02-10	12/10/2024	1000	-0.28	0.0	0	0.0	20.9	0.0	0.0	0.0	0	
SVP-02-10	12/10/2024	1000	NM	0.0	0	0.0	20.9	0.0	0.0	0.0	0	Duplicate sample.
SVP-02-10	12/12/2024	1104	-1.30	0.0	0	0.0	20.9	0.0	0.0	0.0	0	
SVP-02-10	12/17/2024	0915	-1.51	0.0	0	0.0	20.9	0.0	0.0	0.0	0	
SVP-02-10	12/19/2024	1315	-0.22	0.0	0	0.1	20.9	0.0	0.0	0.0	0	
SVP-02-10	12/24/2024	0850	-0.89	0.0	0	0.1	20.9	0.0	0.0	0.0	0	
SVP-02-10	12/26/2024	0945	-0.59	0.0	0	0.1	20.8	0.0	0.0	0.0	0	
SVP-02-10	12/31/2024	0930	-0.65	0.0	0	0.1	20.9	0.0	0.0	0.0	0	
SVP-02-20	7/24/2024	0814	-0.94	0.0	0	0.4	20.6	0.0	0.0	0.0	0	
SVP-02-20	7/31/2024	1032	-0.61	0.0	0	0.1	20.7	0.0	0.0	0.0	0	
SVP-02-20	8/8/2024	1351	0.00	0.0	0	0.1	20.8	0.0	0.2	0.2	0	SEE system was shut down 8/7/2024 for maintenance.
SVP-02-20	8/16/2024	1354	0.00	0.0	0	0.6	20.0	0.0	0.0	0.0	0	SEE system was shut down 8/7/2024 for maintenance.
SVP-02-20	8/21/2024	0954	-0.67	0.0	0	0.2	20.8	0.0	0.0	0.0	0	
SVP-02-20	8/28/2024	1221	-0.86	0.0	0	0.2	20.6	0.0	0.0	0.0	0	SEE system was shut down 8/25/2024 for maintenance.
SVP-02-20	9/4/2024	0941	-1.25	0.0	0	0.0	20.9	0.0	0.0	0.0	0	
SVP-02-20	9/11/2024	0911	-0.75	0.0	0	0.1	20.9	0.0	0.0	0.0	0	
SVP-02-20	9/18/2024	0901	-0.40	0.0	0	0.0	20.9	0.0	0.0	0.0	0	
SVP-02-20	9/25/2024	1152	-1.87	0.0	0	0.0	20.8	0.0	0.0	0.0	0	
SVP-02-20	10/2/2024	1124	-0.43	0.0	0	0.1	20.9	0.0	0.0	0.0	0	
SVP-02-20	10/8/2024	0905	-0.54	0.0	0	0.1	20.9	0.0	0.0	0.0	0	
SVP-02-20	10/15/2024	0849	-0.56	0.0	0	0.1	20.8	0.0	0.0	0.0	0	
SVP-02-20	10/17/2024	0844	-0.59	0.0	0	0.1	20.9	0.0	0.0	0.0	0	
SVP-02-20	10/22/2024	1031	-0.79	0.0	0	0.1	20.8	0.0	0.0	0.0	0	
SVP-02-20	10/24/2024	0931	-0.66	0.0	0	0.1	20.9	0.0	0.0	0.0	0	
SVP-02-20	10/29/2024	0944	-0.29	0.0	0	0.0	20.9	0.0	0.0	0.0	0	
SVP-02-20	10/31/2024	0805	-0.39	0.0	0	0.0	20.8	0.0	0.0	0.0	0	
SVP-02-20	11/5/2024	0843	-0.36	0.0	0	0.1	20.8	0.1	2.1	1.6	0.5	
SVP-02-20	11/7/2024	1000	-2.36	0.0	0	0.1	20.8	0.0	0.0	0.0	0	
SVP-02-20	11/12/2024	0835	-0.62	0.0	0	0.1	20.8	0.0	0.0	0.0	0	
SVP-02-20	11/14/2024	0846	-1.53	0.0	0	0.1	20.8	0.0	0.0	0.0	0	
SVP-02-20	11/19/2024	0837	-1.18	0.0	0	0.1	20.9	0.0	0.0	0.0	0	
SVP-02-20	11/21/2024	0759	-0.6	0.0	0	0.1	20.8	0.0	0.0	0.0	0	
SVP-02-20	11/21/2024	0759	NM	0.0	0	0.1	20.8	0.0	0.0	0.0	0	Duplicate sample.
SVP-02-20	11/26/2024	0941	-0.71	0.0	0	0.0	20.9	0.0	0.0	0.0	0	
SVP-02-20	11/27/2024	0835	-0.53	0.0	0	0.1	20.8	0.0	0.0	0.0	0	

ATTACHMENT C
SVP FIELD-SCREENED TEDLAR® BAG RESULTS

Location	Sample Date	Sample Time (24-Hour)	Vacuum/ Pressure Reading (Inches of H ₂ O)	Fixed Gases				Soil Vapor Concentrations				Comments
				CH ₄ (%)	LEL (%)	CO ₂ (%)	O ₂ (%)	PID (ppmv)	THC (ppmv)	CH ₄ (ppmv)	PHC (ppmv)	
SVP-02-20	12/3/2024	1115	-2.23	0.0	0	0.0	20.8	0.0	0.0	0.0	0	
SVP-02-20	12/6/2024	1021	-1.92	0.0	0	0.1	20.8	0.0	0.0	0.0	0	
SVP-02-20	12/10/2024	1000	-0.78	0.0	0	0.0	20.9	0.0	0.0	0.0	0	
SVP-02-20	12/12/2024	1105	-0.60	0.0	0	0.0	20.9	0.0	0.0	0.0	0	
SVP-02-20	12/17/2024	0915	-0.58	0.0	0	0.0	20.9	0.0	0.0	0.0	0	
SVP-02-20	12/19/2024	1316	0.00	0.0	0	0.1	20.8	0.0	0.0	0.0	0	
SVP-02-20	12/24/2024	0850	-0.89	0.0	0	0.1	20.9	0.0	0.0	0.0	0	
SVP-02-20	12/26/2024	0945	-1.10	0.0	0	0.1	20.8	0.0	0.0	0.0	0	
SVP-02-20	12/31/2024	0931	-1.71	0.0	0	0.1	20.9	0.0	0.0	0.0	0	
SVP-02-20	12/31/2024	0931	NM	0.0	0	0.1	20.9	0.0	0.0	0.0	0	Duplicate sample.
SVP-02-30	7/24/2024	0815	-0.54	0.0	0	0.1	20.7	0.0	0.0	0.0	0	
SVP-02-30	7/31/2024	1033	-2.17	0.0	0	0.4	20.6	0.0	0.0	0.0	0	
SVP-02-30	8/8/2024	1352	-0.29	0.0	0	0.4	20.5	0.0	16.4	16.4	0	SEE system was shut down 8/7/2024 for maintenance.
SVP-02-30	8/16/2024	1355	-0.37	0.1	2	1.1	18.9	7.1	121	2.6	118.4	SEE system was shut down 8/7/2024 for maintenance.
SVP-02-30	8/19/2024	1223	NM	0.0	1	1.6	17.8	0.5	8.2	2.4	5.8	Confirmation sample. SEE system was shut down 8/7/2024 for maintenance. Analytical sample was
SVP-02-30	8/21/2024	0955	-1.94	0.0	0	1.1	19.7	0.0	0.0	0.0	0	
SVP-02-30	8/28/2024	1222	-3.66	0.0	0	1.0	19.9	0.0	0.0	0.0	0	SEE system was shut down 8/25/2024 for maintenance.
SVP-02-30	9/4/2024	0942	-3.59	0.0	0	1.0	20.6	0.0	0.0	0.0	0	
SVP-02-30	9/4/2024	0942	NM	0.0	0	0.9	20.6	0.0	0.0	0.0	0	Duplicate sample.
SVP-02-30	9/11/2024	0912	-2.31	0.0	0	0.6	20.6	0.0	0.0	0.0	0	
SVP-02-30	9/18/2024	0903	-1.31	0.0	0	0.1	20.9	0.0	0.0	0.0	0	
SVP-02-30	9/25/2024	1153	-2.04	0.0	0	0.2	20.6	0.0	0.0	0.0	0	
SVP-02-30	10/2/2024	1125	-1.26	0.0	0	0.2	20.9	0.0	0.0	0.0	0	
SVP-02-30	10/8/2024	0906	-1.78	0.0	0	0.2	20.8	0.0	0.0	0.0	0	
SVP-02-30	10/10/2024	1137	-1.14	0.0	0	0.2	20.8	0.0	0.0	0.0	0	
SVP-02-30	10/15/2024	0850	-1.68	0.0	0	0.2	20.7	0.0	0.0	0.0	0	
SVP-02-30	10/17/2024	0845	-1.49	0.0	0	0.2	20.8	0.0	0.0	0.0	0	
SVP-02-30	10/22/2024	1032	-2.48	0.0	0	0.5	20.5	0.0	1.9	1.9	0	
SVP-02-30	10/24/2024	0932	-1.90	0.0	0	0.6	20.6	0.0	0.0	0.0	0	
SVP-02-30	10/29/2024	0945	-1.34	0.0	0	0.6	20.3	0.0	2.5	2.5	0	
SVP-02-30	10/31/2024	0806	-1.84	0.0	0	0.7	20.3	0.1	4.8	4.5	0.3	
SVP-02-30	11/5/2024	0844	-1.16	0.0	0	1.2	19.6	0.2	101	99.0	2	
SVP-02-30	11/7/2024	1001	-2.96	0.0	0	0.9	20.2	0.0	2.2	2.0	0.2	
SVP-02-30	11/12/2024	0836	-2.49	0.0	0	0.8	20.1	0.0	0.0	0.0	0	
SVP-02-30	11/14/2024	0847	-2.34	0.0	0	0.8	20.2	0.0	0.0	0.0	0	
SVP-02-30	11/19/2024	0838	-2.36	0.0	0	0.8	20.3	0.0	1.4	0.9	0.5	
SVP-02-30	11/21/2024	0800	-2.2	0.0	0	0.7	20.2	0.0	2.5	2.5	0	
SVP-02-30	11/26/2024	0942	-2.10	0.0	0	0.7	20.3	0.0	3.6	3.2	0.4	
SVP-02-30	11/26/2024	0942	NM	0.0	0	0.7	20.3	0.0	4.1	3.4	0.7	Duplicate sample.
SVP-02-30	11/27/2024	0835	-1.85	0.0	0	0.8	20.2	0.0	3.6	3.3	0.3	

**ATTACHMENT C
SVP FIELD-SCREENED TEDLAR® BAG RESULTS**

Location	Sample Date	Sample Time (24-Hour)	Vacuum/ Pressure Reading (Inches of H ₂ O)	Fixed Gases				Soil Vapor Concentrations				Comments
				CH ₄ (%)	LEL (%)	CO ₂ (%)	O ₂ (%)	PID (ppmv)	THC (ppmv)	CH ₄ (ppmv)	PHC (ppmv)	
SVP-02-30	12/3/2024	1115	-2.87	0.0	0	0.8	20.2	0.0	3.2	3.2	0	
SVP-02-30	12/6/2024	1022	-2.52	0.0	0	0.7	20.3	0.0	3.1	3.1	0	
SVP-02-30	12/10/2024	1000	-2.30	0.0	0	0.6	20.4	0.0	3.0	3.0	0	
SVP-02-30	12/12/2024	1106	-1.74	0.0	0	0.7	20.3	0.0	2.7	2.3	0.4	
SVP-02-30	12/17/2024	0915	-2.34	0.0	0	0.7	20.4	0.0	2.2	2.2	0	
SVP-02-30	12/19/2024	1319	-1.68	0.0	0	0.7	20.3	0.0	3.9	3.6	0.3	
SVP-02-30	12/24/2024	0850	-2.24	0.0	0	0.7	20.4	0.0	3.2	2.8	0.4	
SVP-02-30	12/26/2024	0945	-2.09	0.0	0	0.7	20.3	0.0	3.9	3.7	0.2	
SVP-02-30	12/31/2024	0931	-2.16	0.0	0	0.7	20.3	0.1	8.3	7.9	0.4	
SVP-03-10	7/24/2024	0820	-0.98	0.0	0	0.1	20.7	0.0	0.0	0.0	0	
SVP-03-10	7/31/2024	1024	-0.91	0.0	0	0.2	20.6	0.0	0.0	0.0	0	
SVP-03-10	8/8/2024	1400	-0.24	0.0	0	0.2	20.7	0.0	0.0	0.0	0	SEE system was shut down 8/7/2024 for maintenance.
SVP-03-10	8/16/2024	1343	0.00	0.0	0	0.4	19.4	0.0	0.0	0.0	0	SEE system was shut down 8/7/2024 for maintenance.
SVP-03-10	8/16/2024	1343	NM	0.0	0	0.4	19.4	0.0	0.0	0.0	0	Duplicate sample. SEE system was shut down 8/7/2024 for maintenance.
SVP-03-10	8/21/2024	1000	-0.53	0.0	0	0.7	20.6	0.0	0.0	0.0	0	
SVP-03-10	8/28/2024	1250	-1.13	0.0	0	0.3	20.6	0.0	0.0	0.0	0	SEE system was shut down 8/25/2024 for maintenance.
SVP-03-10	9/4/2024	0947	-1.00	0.0	0	0.0	20.9	0.0	0.0	0.0	0	
SVP-03-10	9/11/2024	0922	-0.73	0.0	0	0.0	20.9	0.0	0.0	0.0	0	
SVP-03-10	9/11/2024	0922	NM	0.0	0	0.0	20.9	0.0	0.0	0.0	0	Duplicate sample.
SVP-03-10	9/18/2024	0916	-0.98	0.0	0	0.0	20.9	0.0	0.0	0.0	0	
SVP-03-10	9/25/2024	1142	-1.18	0.0	0	0.2	20.7	0.0	0.0	0.0	0	
SVP-03-10	10/2/2024	1117	-0.66	0.0	0	0.1	20.8	0.0	0.0	0.0	0	
SVP-03-10	10/8/2024	0915	-0.88	0.0	0	0.1	20.9	0.0	0.0	0.0	0	
SVP-03-10	10/10/2024	1128	-0.97	0.0	0	0.0	20.9	0.0	0.0	0.0	0	
SVP-03-10	10/15/2024	0852	-0.89	0.0	0	0.0	20.9	0.0	0.0	0.0	0	
SVP-03-10	10/17/2024	0848	-0.83	0.0	0	0.0	20.9	0.0	0.0	0.0	0	
SVP-03-10	10/22/2024	1020	-0.36	0.0	0	0.0	20.7	0.0	0.0	0.0	0	
SVP-03-10	10/24/2024	0937	-0.32	0.0	0	0.0	20.9	0.0	0.0	0.0	0	
SVP-03-10	10/29/2024	0938	-0.13	0.0	0	0.0	20.9	0.0	0.0	0.0	0	
SVP-03-10	10/31/2024	0809	-0.28	0.0	0	0.0	20.7	0.0	0.0	0.0	0	
SVP-03-10	11/5/2024	0855	-0.33	0.0	0	0.1	20.2	0.0	0.0	0.0	0	
SVP-03-10	11/7/2024	1007	-0.59	0.0	0	0.2	20.8	0.0	0.0	0.0	0	
SVP-03-10	11/12/2024	0830	-0.57	0.0	0	0.2	20.8	0.0	0.0	0.0	0	
SVP-03-10	11/14/2024	0841	-0.71	0.0	0	0.2	20.7	0.0	0.0	0.0	0	
SVP-03-10	11/19/2024	0839	-0.51	0.0	0	0.1	20.8	0.0	0.0	0.0	0	
SVP-03-10	11/21/2024	0802	-0.6	0.0	0	0.1	20.8	0.0	0.0	0.0	0	
SVP-03-10	11/26/2024	0945	-0.41	0.0	0	0.0	20.9	0.0	0.0	0.0	0	
SVP-03-10	11/27/2024	0830	-0.39	0.0	0	0.1	20.8	0.0	0.0	0.0	0	

**ATTACHMENT C
SVP FIELD-SCREENED TEDLAR® BAG RESULTS**

Location	Sample Date	Sample Time (24-Hour)	Vacuum/ Pressure Reading (Inches of H ₂ O)	Fixed Gases				Soil Vapor Concentrations				Comments
				CH ₄ (%)	LEL (%)	CO ₂ (%)	O ₂ (%)	PID (ppmv)	THC (ppmv)	CH ₄ (ppmv)	PHC (ppmv)	
SVP-03-10	12/3/2024	1100	-0.65	0.0	0	0.1	20.9	0.0	0.0	0.0	0	
SVP-03-10	12/6/2024	1010	-0.85	0.0	0	0.1	20.9	0.0	0.0	0.0	0	
SVP-03-10	12/10/2024	0950	-0.65	0.0	0	0.0	20.9	0.0	0.0	0.0	0	
SVP-03-10	12/12/2024	1118	-0.60	0.0	0	0.0	20.9	0.0	0.0	0.0	0	
SVP-03-10	12/17/2024	0907	-0.54	0.0	0	0.0	20.9	0.0	0.0	0.0	0	
SVP-03-10	12/19/2024	1322	-0.15	0.0	0	0.1	20.8	0.0	0.0	0.0	0	
SVP-03-10	12/24/2024	0842	-0.34	0.0	0	0.1	20.8	0.0	0.0	0.0	0	
SVP-03-10	12/26/2024	0935	-0.36	0.0	0	0.1	20.8	0.0	0.0	0.0	0	
SVP-03-10	12/31/2024	0922	-1.07	0.0	0	0.1	20.8	0.0	0.0	0.0	0	
SVP-03-20	7/24/2024	0821	-2.40	0.0	0	0.3	20.6	0.0	0.0	0.0	0	
SVP-03-20	7/31/2024	1025	-2.63	0.0	0	0.2	20.6	0.0	0.0	0.0	0	
SVP-03-20	8/8/2024	1401	-0.30	0.0	0	0.3	20.6	0.0	0.0	0.0	0	SEE system was shut down 8/7/2024 for maintenance.
SVP-03-20	8/8/2024	1401	NM	0.0	0	0.3	20.6	0.0	0.0	0.0	0	Duplicate sample. SEE system was shut down 8/7/2024 for maintenance.
SVP-03-20	8/16/2024	1344	0.00	0.0	0	0.5	20.1	0.4	12.5	7.0	5.5	SEE system was shut down 8/7/2024 for maintenance.
SVP-03-20	8/21/2024	1001	-1.47	0.0	0	0.6	20.6	0.0	0.0	0.0	0	
SVP-03-20	8/28/2024	1251	-2.87	0.0	0	0.3	20.5	0.0	0.0	0.0	0	SEE system was shut down 8/25/2024 for maintenance.
SVP-03-20	9/4/2024	0948	-2.72	0.0	0	0.2	20.8	0.0	0.0	0.0	0	
SVP-03-20	9/11/2024	0923	-1.29	0.0	0	0.1	20.8	0.0	0.0	0.0	0	
SVP-03-20	9/18/2024	0917	-2.67	0.0	0	0.1	20.9	0.0	0.0	0.0	0	
SVP-03-20	9/25/2024	1143	-2.76	0.0	0	0.1	20.7	0.0	0.0	0.0	0	
SVP-03-20	10/2/2024	1118	-1.68	0.0	0	0.1	20.8	0.0	0.0	0.0	0	
SVP-03-20	10/8/2024	0916	-2.25	0.0	0	0.1	20.8	0.0	0.0	0.0	0	
SVP-03-20	10/10/2024	1129	-2.31	0.0	0	0.1	20.8	0.0	0.0	0.0	0	
SVP-03-20	10/15/2024	0853	-2.43	0.0	0	0.1	20.9	0.0	0.0	0.0	0	
SVP-03-20	10/17/2024	0849	-2.28	0.0	0	0.1	20.9	0.0	0.0	0.0	0	
SVP-03-20	10/22/2024	1021	-0.96	0.0	0	0.1	20.7	0.0	0.0	0.0	0	
SVP-03-20	10/24/2024	0938	-0.79	0.0	0	0.1	20.9	0.0	0.0	0.0	0	
SVP-03-20	10/29/2024	0939	-0.40	0.0	0	0.1	20.8	0.0	0.0	0.0	0	
SVP-03-20	10/31/2024	0810	-0.52	0.0	0	0.1	20.7	0.0	0.0	0.0	0	
SVP-03-20	11/5/2024	0856	-0.34	0.0	0	0.2	20.5	0.0	20.4	16.3	4.1	
SVP-03-20	11/7/2024	1008	-1.11	0.0	0	0.1	20.8	0.0	0.0	0.0	0	
SVP-03-20	11/12/2024	0831	-0.99	0.0	0	0.2	20.7	0.0	0.0	0.0	0	
SVP-03-20	11/14/2024	0842	-0.27	0.0	0	0.2	20.6	0.0	0.0	0.0	0	
SVP-03-20	11/19/2024	0840	-0.99	0.0	0	0.2	20.8	0.0	0.0	0.0	0	
SVP-03-20	11/21/2024	0803	-0.9	0.0	0	0.2	20.7	0.0	0.0	0.0	0	
SVP-03-20	11/26/2024	0946	-1.61	0.0	0	0.2	20.7	0.0	0.0	0.0	0	
SVP-03-20	11/27/2024	0830	-0.79	0.0	0	0.2	20.7	0.0	0.0	0.0	0	

**ATTACHMENT C
SVP FIELD-SCREENED TEDLAR® BAG RESULTS**

Location	Sample Date	Sample Time (24-Hour)	Vacuum/ Pressure Reading (Inches of H ₂ O)	Fixed Gases				Soil Vapor Concentrations				Comments
				CH ₄ (%)	LEL (%)	CO ₂ (%)	O ₂ (%)	PID (ppmv)	THC (ppmv)	CH ₄ (ppmv)	PHC (ppmv)	
SVP-03-20	12/3/2024	1100	-0.93	0.0	0	0.2	20.7	0.0	0.0	0.0	0	
SVP-03-20	12/6/2024	1011	-0.76	0.0	0	0.2	20.8	0.0	0.0	0.0	0	
SVP-03-20	12/10/2024	0950	-0.43	0.0	0	0.2	20.8	0.0	0.0	0.0	0	
SVP-03-20	12/12/2024	1119	-2.11	0.0	0	0.1	20.8	0.0	0.0	0.0	0	
SVP-03-20	12/17/2024	0907	-1.20	0.0	0	0.1	20.8	0.0	0.0	0.0	0	
SVP-03-20	12/19/2024	1323	-0.61	0.0	0	0.2	20.8	0.0	0.0	0.0	0	
SVP-03-20	12/24/2024	0842	-0.69	0.0	0	0.2	20.8	0.0	0.0	0.0	0	
SVP-03-20	12/26/2024	0935	-0.70	0.0	0	0.2	20.8	0.0	0.0	0.0	0	
SVP-03-20	12/31/2024	0923	-1.06	0.0	0	0.2	20.7	0.0	0.0	0.0	0	
SVP-03-30	7/24/2024	0822	-2.73	0.0	0	0.8	20.2	0.0	0.0	0.0	0	
SVP-03-30	7/24/2024	0822	NM	0.0	0	0.8	20.2	0.0	0.0	0.0	0	Duplicate sample.
SVP-03-30	7/31/2024	1026	-2.96	0.0	0	0.8	20.3	0.0	0.0	0.0	0	
SVP-03-30	8/8/2024	1402	0.00	0.0	0	0.8	20.2	0.0	36.5	36.5	0	SEE system was shut down 8/7/2024 for maintenance.
SVP-03-30	8/16/2024	1345	0.00	0.1	3	2.1	18.0	10.8	206	10.9	195.1	SEE system was shut down 8/7/2024 for maintenance.
SVP-03-30	8/19/2024	1140	NM	0.1	2	3.1	16.1	9.5	205	19.1	185.9	Confirmation sample. SEE system shut down 8/7/2024 for maintenance. Analytical sample was triggered.
SVP-03-30	8/21/2024	1002	-1.74	0.0	0	1.2	20.0	0.0	0.0	0.0	0	
SVP-03-30	8/28/2024	1252	-3.25	0.0	0	0.9	20.1	0.0	0.0	0.0	0	SEE system was shut down 8/25/2024 for maintenance.
SVP-03-30	9/4/2024	0949	-3.12	0.0	0	0.7	20.6	0.0	0.0	0.0	0	
SVP-03-30	9/11/2024	0924	-1.22	0.0	0	0.6	20.6	0.0	0.0	0.0	0	
SVP-03-30	9/18/2024	0918	-3.11	0.0	0	0.5	20.6	0.0	0.0	0.0	0	
SVP-03-30	9/25/2024	1144	-3.12	0.0	0	0.5	20.4	0.0	0.0	0.0	0	
SVP-03-30	10/2/2024	1119	-1.94	0.0	0	0.4	20.2	0.0	0.0	0.0	0	
SVP-03-30	10/8/2024	0917	-2.61	0.0	0	0.5	20.5	0.0	0.0	0.0	0	
SVP-03-30	10/10/2024	1130	-2.65	0.0	0	0.5	20.5	0.0	0.0	0.0	0	
SVP-03-30	10/15/2024	0854	-2.80	0.0	0	0.5	20.5	0.0	0.0	0.0	0	
SVP-03-30	10/17/2024	0850	-2.64	0.0	0	0.6	20.5	0.0	7.2	6.9	0.3	
SVP-03-30	10/22/2024	1022	-0.96	0.0	0	1.6	19.8	13.9	158	125	33	
SVP-03-30	10/22/2024	1240	NM	0.0	0	1.5	19.9	25.3	173	121	52	Confirmation sample. Analytical sample was triggered.
SVP-03-30	10/24/2024	0939	-4.02	0.0	0	1.2	20.4	2.6	16.2	12.5	3.7	
SVP-03-30	10/29/2024	0940	-0.90	0.0	0	0.9	20.3	1.4	16.8	14.9	1.9	
SVP-03-30	10/31/2024	0811	-1.37	0.0	0	1.1	20.2	1.7	37.6	36.6	1	
SVP-03-30	10/31/2024	0811	NM	0.0	0	1.0	20.2	1.6	35.1	32.6	2.5	Duplicate sample.
SVP-03-30	11/5/2024	1415	NM	0.1	2	1.8	19.0	22.7	631	586	45	Confirmation sample. Analytical sample was triggered.
SVP-03-30	11/5/2024	0857	-1.00	0.1	3	2.0	18.7	35.2	760	632	128	
SVP-03-30	11/5/2024	0857	NM	0.1	3	2.0	18.7	35.4	861	668	193	Duplicate sample.
SVP-03-30	11/7/2024	1009	-1.21	0.0	0	1.2	20.0	0.9	49.1	39.5	9.6	
SVP-03-30	11/12/2024	0832	-1.38	0.0	0	0.8	20.4	0.5	8.6	7.6	1	
SVP-03-30	11/14/2024	0843	-0.97	0.0	0	0.7	20.3	0.5	9.5	9.1	0.4	
SVP-03-30	11/19/2024	0841	-1.37	0.0	0	0.7	20.4	0.5	11.1	10.7	0.4	
SVP-03-30	11/19/2024	0841	NM	0.0	0	0.7	20.4	0.5	13.7	12.1	1.6	Duplicate sample.
SVP-03-30	11/21/2024	0804	-0.8	0.0	0	0.6	20.4	0.2	12.7	12.7	0	
SVP-03-30	11/21/2024	0804	NM	0.0	0	0.6	20.4	0.2	14.5	13.6	0.9	Duplicate sample.
SVP-03-30	11/26/2024	0947	-1.43	0.0	0	0.6	20.5	0.1	8.7	7.6	1.1	
SVP-03-30	11/27/2024	0830	-0.87	0.0	0	0.6	20.5	0.0	9.4	8.8	0.6	

SEE LAST PAGE OF TABLE FOR NOTES

**ATTACHMENT C
SVP FIELD-SCREENED TEDLAR® BAG RESULTS**

Location	Sample Date	Sample Time (24-Hour)	Vacuum/ Pressure Reading (Inches of H ₂ O)	Fixed Gases				Soil Vapor Concentrations				Comments
				CH ₄ (%)	LEL (%)	CO ₂ (%)	O ₂ (%)	PID (ppmv)	THC (ppmv)	CH ₄ (ppmv)	PHC (ppmv)	
SVP-03-30	12/3/2024	1100	-0.98	0.0	0	0.5	20.4	0.2	7.9	7.5	0.4	
SVP-03-30	12/6/2024	1012	-0.83	0.0	0	0.5	20.6	0.2	5.7	5.2	0.5	
SVP-03-30	12/10/2024	0950	-0.76	0.0	0	0.2	20.8	0.0	3.0	2.9	0.1	
SVP-03-30	12/12/2024	1120	-0.80	0.0	0	0.4	20.7	0.0	4.1	3.6	0.5	
SVP-03-30	12/17/2024	0907	-0.95	0.0	0	0.4	20.6	0.1	3.4	2.9	0.5	
SVP-03-30	12/19/2024	1324	-0.58	0.0	0	0.5	20.6	0.0	6.2	6.0	0.2	
SVP-03-30	12/24/2024	0842	-0.77	0.0	0	0.4	20.6	0.0	5.4	4.9	0.5	
SVP-03-30	12/26/2024	0935	-0.72	0.0	0	0.5	20.6	0.0	4.7	4.3	0.4	
SVP-03-30	12/31/2024	0924	-1.02	0.0	0	0.5	20.6	0.1	11.4	11.0	0.4	
SVP-04-10	7/24/2024	0827	-0.26	0.0	0	1.1	19.8	0.0	0.0	0.0	0	
SVP-04-10	7/31/2024	1018	-0.42	0.0	0	1.1	20.0	0.0	0.0	0.0	0	
SVP-04-10	8/8/2024	1410	0.00	0.0	0	1.2	19.9	0.0	0.0	0.0	0	SEE system was shut down 8/7/2024 for maintenance.
SVP-04-10	8/16/2024	1330	0.00	0.0	0	1.2	19.7	0.0	0.0	0.0	0	SEE system was shut down 8/7/2024 for maintenance.
SVP-04-10	8/21/2024	1010	-0.15	0.0	0	1.4	19.8	0.0	0.0	0.0	0	
SVP-04-10	8/28/2024	1305	-0.32	0.0	0	1.4	19.9	0.0	0.0	0.0	0	SEE system was shut down 8/25/2024 for maintenance.
SVP-04-10	9/4/2024	0952	-0.25	0.0	0	1.5	20.3	0.0	0.0	0.0	0	
SVP-04-10	9/11/2024	0937	-0.24	0.0	0	1.5	20.4	0.0	0.0	0.0	0	
SVP-04-10	9/18/2024	0931	-0.31	0.0	0	1.3	20.4	0.0	0.0	0.0	0	
SVP-04-10	9/25/2024	1126	-0.32	0.0	0	1.0	19.9	0.0	0.0	0.0	0	
SVP-04-10	10/2/2024	1105	-0.20	0.0	0	0.9	19.8	0.0	0.0	0.0	0	
SVP-04-10	10/8/2024	0921	-0.30	0.0	0	0.8	20.4	0.0	0.0	0.0	0	
SVP-04-10	10/10/2024	1123	-0.22	0.0	0	0.7	20.5	0.0	0.0	0.0	0	
SVP-04-10	10/15/2024	0856	-0.25	0.0	0	0.7	20.6	0.0	0.0	0.0	0	
SVP-04-10	10/17/2024	0853	-0.29	0.0	0	0.7	20.5	0.0	0.0	0.0	0	
SVP-04-10	10/22/2024	1010	0.00	0.0	0	0.7	20.4	0.0	0.0	0.0	0	
SVP-04-10	10/24/2024	0943	0.25	0.0	0	0.7	20.6	0.0	0.0	0.0	0	
SVP-04-10	10/29/2024	0935	-0.09	0.0	0	0.6	20.6	0.0	0.0	0.0	0	
SVP-04-10	10/31/2024	0814	-0.15	0.0	0	0.7	20.5	0.0	0.0	0.0	0	
SVP-04-10	11/5/2024	0908	-0.13	0.0	0	0.7	20.4	0.0	0.0	0.0	0	
SVP-04-10	11/7/2024	1015	-0.56	0.0	0	0.6	20.5	0.0	0.0	0.0	0	
SVP-04-10	11/12/2024	0826	-0.22	0.0	0	0.5	20.5	0.0	0.0	0.0	0	
SVP-04-10	11/12/2024	0826	NM	0.0	0	0.5	20.4	0.0	0.0	0.0	0	Duplicate sample.
SVP-04-10	11/14/2024	0836	-1.78	0.0	0	0.4	20.3	0.0	0.0	0.0	0	
SVP-04-10	11/19/2024	0844	-0.31	0.0	0	0.4	20.6	0.0	0.0	0.0	0	
SVP-04-10	11/21/2024	0806	-0.6	0.0	0	0.4	20.5	0.0	0.0	0.0	0	
SVP-04-10	11/26/2024	0958	-0.25	0.0	0	0.4	20.7	0.0	0.0	0.0	0	
SVP-04-10	11/27/2024	0820	-0.20	0.0	0	0.4	20.7	0.0	0.0	0.0	0	

ATTACHMENT C
SVP FIELD-SCREENED TEDLAR® BAG RESULTS

Location	Sample Date	Sample Time (24-Hour)	Vacuum/ Pressure Reading (Inches of H ₂ O)	Fixed Gases				Soil Vapor Concentrations				Comments
				CH ₄ (%)	LEL (%)	CO ₂ (%)	O ₂ (%)	PID (ppmv)	THC (ppmv)	CH ₄ (ppmv)	PHC (ppmv)	
SVP-04-10	12/3/2024	1038	-1.03	0.0	0	0.4	20.6	0.0	0.0	0.0	0	
SVP-04-10	12/6/2024	1000	-0.82	0.0	0	0.4	20.7	0.0	0.0	0.0	0	
SVP-04-10	12/10/2024	0937	0.00	0.0	0	0.4	20.7	0.0	0.0	0.0	0	
SVP-04-10	12/12/2024	1132	-0.48	0.0	0	0.3	20.7	0.0	0.0	0.0	0	
SVP-04-10	12/17/2024	0858	-0.76	0.0	0	0.3	20.7	0.0	0.0	0.0	0	
SVP-04-10	12/19/2024	1327	-0.15	0.0	0	0.3	20.7	0.0	0.0	0.0	0	
SVP-04-10	12/24/2024	0835	-0.54	0.0	0	0.3	20.7	0.0	0.0	0.0	0	
SVP-04-10	12/26/2024	0925	-0.50	0.0	0	0.3	20.7	0.0	0.0	0.0	0	
SVP-04-10	12/31/2024	0913	-0.41	0.0	0	0.3	20.8	0.0	0.0	0.0	0	
SVP-04-20	7/24/2024	0828	-3.40	0.0	0	1.1	19.3	0.0	0.0	0.0	0	
SVP-04-20	7/31/2024	1019	-3.61	0.0	0	1.0	20.2	0.0	0.0	0.0	0	
SVP-04-20	8/8/2024	1411	0.00	0.0	0	1.0	20.3	0.0	0.0	0.0	0	SEE system was shut down 8/7/2024 for maintenance.
SVP-04-20	8/16/2024	1331	0.00	0.0	0	1.0	20.3	0.0	0.0	0.0	0	SEE system was shut down 8/7/2024 for maintenance.
SVP-04-20	8/21/2024	1011	-2.83	0.0	0	1.2	19.8	0.0	0.0	0.0	0	
SVP-04-20	8/21/2024	1011	NM	0.0	0	1.2	19.7	0.0	0.0	0.0	0	Duplicate sample.
SVP-04-20	8/28/2024	1306	-4.29	0.0	0	1.2	19.8	0.0	0.0	0.0	0	SEE system was shut down 8/25/2024 for maintenance.
SVP-04-20	8/28/2024	1306	NM	0.0	0	1.2	19.8	0.0	0.0	0.0	0	Duplicate sample. SEE system was shut down 8/25/2024 for maintenance.
SVP-04-20	9/4/2024	0953	-4.24	0.0	0	0.8	20.6	0.0	0.0	0.0	0	
SVP-04-20	9/11/2024	0938	-2.91	0.0	0	1.0	20.5	0.0	0.0	0.0	0	
SVP-04-20	9/18/2024	0932	-0.33	0.0	0	0.8	20.5	0.0	0.0	0.0	0	
SVP-04-20	9/25/2024	1127	-3.95	0.0	0	0.7	20.4	0.0	0.0	0.0	0	
SVP-04-20	10/2/2024	1106	-2.66	0.0	0	0.6	20.4	0.0	0.0	0.0	0	
SVP-04-20	10/8/2024	0922	-3.30	0.0	0	0.6	20.3	0.0	0.0	0.0	0	
SVP-04-20	10/10/2024	1124	-3.52	0.0	0	0.6	20.5	0.0	0.0	0.0	0	
SVP-04-20	10/15/2024	0857	-3.80	0.0	0	0.6	20.5	0.0	0.0	0.0	0	
SVP-04-20	10/17/2024	0854	-3.62	0.0	0	0.6	20.4	0.0	0.0	0.0	0	
SVP-04-20	10/22/2024	1011	-1.51	0.0	0	0.6	20.4	0.0	0.0	0.0	0	
SVP-04-20	10/24/2024	0944	-1.59	0.0	0	0.7	20.6	0.0	0.0	0.0	0	
SVP-04-20	10/29/2024	0936	-0.86	0.0	0	0.5	20.6	0.0	0.0	0.0	0	
SVP-04-20	10/31/2024	0815	-1.26	0.0	0	0.6	20.5	0.0	0.0	0.0	0	
SVP-04-20	11/5/2024	0909	-0.88	0.0	0	0.6	20.4	0.3	1.9	1.4	0.5	
SVP-04-20	11/7/2024	1016	-2.09	0.0	0	0.6	20.4	0.0	0.0	0.0	0	
SVP-04-20	11/12/2024	0827	-1.84	0.0	0	0.6	20.4	0.0	0.0	0.0	0	
SVP-04-20	11/14/2024	0837	-1.80	0.0	0	0.6	20.2	0.0	0.0	0.0	0	
SVP-04-20	11/14/2024	0837	NM	0.0	0	0.6	20.2	0.0	0.0	0.0	0	Duplicate sample.
SVP-04-20	11/19/2024	0845	-1.71	0.0	0	0.7	20.3	0.0	0.0	0.0	0	
SVP-04-20	11/21/2024	0807	-1.7	0.0	0	0.6	20.2	0.0	0.0	0.0	0	
SVP-04-20	11/26/2024	0951	-1.78	0.0	0	0.6	20.3	0.0	0.0	0.0	0	
SVP-04-20	11/27/2024	0820	-1.55	0.0	0	0.7	20.4	0.0	0.0	0.0	0	

ATTACHMENT C
SVP FIELD-SCREENED TEDLAR® BAG RESULTS

Location	Sample Date	Sample Time (24-Hour)	Vacuum/ Pressure Reading (Inches of H ₂ O)	Fixed Gases				Soil Vapor Concentrations				Comments
				CH ₄ (%)	LEL (%)	CO ₂ (%)	O ₂ (%)	PID (ppmv)	THC (ppmv)	CH ₄ (ppmv)	PHC (ppmv)	
SVP-04-20	12/3/2024	1038	-1.72	0.0	0	0.8	20.3	0.0	0.0	0.0	0	
SVP-04-20	12/6/2024	1001	-1.47	0.0	0	0.8	20.4	0.0	0.0	0.0	0	
SVP-04-20	12/6/2024	1001	NM	0.0	0	0.8	20.4	0.0	0.0	0.0	0	Duplicate sample.
SVP-04-20	12/10/2024	0937	-1.48	0.0	0	0.8	20.5	0.0	0.0	0.0	0	
SVP-04-20	12/10/2024	0937	NM	0.0	0	0.8	20.5	0.0	0.0	0.0	0	Duplicate sample.
SVP-04-20	12/12/2024	1133	-1.37	0.0	0	0.7	20.4	0.0	0.0	0.0	0	
SVP-04-20	12/17/2024	0858	-1.54	0.0	0	0.2	20.8	0.0	0.0	0.0	0	
SVP-04-20	12/19/2024	1328	-1.12	0.0	0	0.7	20.5	0.0	0.0	0.0	0	
SVP-04-20	12/24/2024	0835	-1.39	0.0	0	0.7	20.4	0.0	0.0	0.0	0	
SVP-04-20	12/26/2024	0925	-1.39	0.0	0	0.8	20.4	0.0	0.0	0.0	0	
SVP-04-20	12/31/2024	0914	-1.57	0.0	0	0.8	20.4	0.0	1.2	0.9	0.3	
SVP-04-30	7/24/2024	0829	-3.42	0.0	0	1.0	20.0	0.0	0.0	0.0	0	
SVP-04-30	7/31/2024	1020	-3.61	0.0	0	1.0	20.1	0.0	0.0	0.0	0	
SVP-04-30	7/31/2024	1020	NM	0.0	0	0.9	20.2	0.0	0.0	0.0	0	Duplicate sample.
SVP-04-30	8/8/2024	1412	0.00	0.0	0	0.9	20.2	0.0	0.0	0.0	0	SEE system was shut down 8/7/2024 for maintenance.
SVP-04-30	8/16/2024	1332	0.00	0.0	0	1.1	20.0	0.0	3.7	2.4	1.3	SEE system was shut down 8/7/2024 for maintenance.
SVP-04-30	8/21/2024	1012	-2.79	0.0	0	1.2	19.8	0.0	0.0	0.0	0	
SVP-04-30	8/28/2024	1307	-4.22	0.0	0	1.1	19.8	0.0	0.0	0.0	0	SEE system was shut down 8/25/2024 for maintenance.
SVP-04-30	9/4/2024	0954	-3.68	0.0	0	1.0	20.5	0.0	0.0	0.0	0	
SVP-04-30	9/11/2024	0939	-2.92	0.0	0	0.6	20.6	0.0	0.0	0.0	0	
SVP-04-30	9/18/2024	0933	-4.19	0.0	0	0.6	20.6	0.0	0.0	0.0	0	
SVP-04-30	9/25/2024	1128	-3.92	0.0	0	0.5	20.4	0.0	0.0	0.0	0	
SVP-04-30	9/25/2024	1128	NM	0.0	0	0.4	20.4	0.0	0.0	0.0	0	Duplicate sample.
SVP-04-30	10/2/2024	1107	-2.55	0.0	0	0.4	20.5	0.0	0.0	0.0	0	
SVP-04-30	10/8/2024	0923	-3.23	0.0	0	0.5	20.4	0.0	0.0	0.0	0	
SVP-04-30	10/10/2024	1125	-3.45	0.0	0	0.5	20.6	0.0	0.0	0.0	0	
SVP-04-30	10/15/2024	0858	-3.74	0.0	0	0.5	20.5	0.0	0.0	0.0	0	
SVP-04-30	10/17/2024	0855	-3.45	0.0	0	0.5	20.5	0.0	0.0	0.0	0	
SVP-04-30	10/22/2024	1012	-0.99	0.0	0	0.5	20.5	0.0	0.0	0.0	0	
SVP-04-30	10/24/2024	0945	-1.09	0.0	0	0.6	20.6	0.0	0.0	0.0	0	
SVP-04-30	10/29/2024	0937	-0.85	0.0	0	0.6	20.6	0.0	3.3	3.3	0	
SVP-04-30	10/31/2024	0816	-1.21	0.0	0	0.6	20.3	0.0	7.4	7.2	0.2	
SVP-04-30	11/5/2024	0910	-0.75	0.0	0	0.9	20.0	0.0	19.0	18.5	0.5	
SVP-04-30	11/7/2024	1017	-1.95	0.0	0	0.8	20.2	0.0	8.3	8.3	0	
SVP-04-30	11/12/2024	0828	-1.75	0.0	0	0.7	20.4	0.0	5.6	5.6	0	
SVP-04-30	11/14/2024	0838	-1.68	0.0	0	0.7	20.2	0.0	6.2	5.5	0.7	
SVP-04-30	11/19/2024	0846	-1.63	0.0	0	0.8	20.3	0.0	9.0	8.6	0.4	
SVP-04-30	11/21/2024	0808	-1.5	0.0	0	0.7	20.3	0.0	10.4	10.4	0	
SVP-04-30	11/26/2024	0952	-2.52	0.0	0	0.7	20.4	0.0	10.4	10.0	0.4	
SVP-04-30	11/27/2024	0820	-1.44	0.0	0	0.8	20.4	0.0	14.5	14.1	0.4	
SVP-04-30	11/27/2024	0820	NM	0.0	0	0.8	20.4	0.0	16.8	15.6	1.2	Duplicate sample.

**ATTACHMENT C
SVP FIELD-SCREENED TEDLAR® BAG RESULTS**

Location	Sample Date	Sample Time (24-Hour)	Vacuum/ Pressure Reading (Inches of H ₂ O)	Fixed Gases				Soil Vapor Concentrations				Comments
				CH ₄ (%)	LEL (%)	CO ₂ (%)	O ₂ (%)	PID (ppmv)	THC (ppmv)	CH ₄ (ppmv)	PHC (ppmv)	
SVP-04-30	12/3/2024	1038	-1.58	0.0	0	0.7	20.4	0.0	14.8	14.8	0	
SVP-04-30	12/6/2024	1002	-1.53	0.0	0	0.7	20.4	0.0	9.4	9.0	0.4	
SVP-04-30	12/10/2024	0937	-1.36	0.0	0	0.7	20.5	0.0	9.9	9.3	0.6	
SVP-04-30	12/12/2024	1134	-1.75	0.0	0	0.7	20.4	0.0	10.7	10.7	0	
SVP-04-30	12/17/2024	0858	-1.44	0.0	0	0.7	20.5	0.0	5.8	5.3	0	
SVP-04-30	12/19/2024	1329	-0.85	0.0	0	0.6	20.4	0.0	8.1	8.1	0	
SVP-04-30	12/24/2024	0835	-0.83	0.0	0	0.7	20.5	0.0	8.2	8.2	0	
SVP-04-30	12/26/2024	0925	-1.27	0.0	0	0.7	20.4	0.0	7.7	7.5	0.2	
SVP-04-30	12/31/2024	0915	-1.53	0.0	0	0.7	20.4	0.0	14.8	13.9	0.9	
SVP-05-10	7/24/2024	0835	-0.42	0.0	0	0.2	20.5	0.0	0.0	0.0	0	
SVP-05-10	7/31/2024	1013	-0.61	0.0	0	0.3	20.6	0.0	0.0	0.0	0	
SVP-05-10	8/8/2024	1420	0.00	0.0	0	0.3	20.6	0.0	0.0	0.0	0	SEE system was shut down 8/7/2024 for maintenance.
SVP-05-10	8/16/2024	1318	0.00	0.0	0	1.2	19.2	0.0	0.0	0.0	0	SEE system was shut down 8/7/2024 for maintenance.
SVP-05-10	8/21/2024	1025	-0.35	0.0	0	0.2	20.7	0.0	0.0	0.0	0	
SVP-05-10	8/28/2024	1336	-0.74	0.0	0	0.2	20.5	0.0	0.0	0.0	0	SEE system was shut down 8/25/2024 for maintenance.
SVP-05-10	9/4/2024	1002	-0.66	0.0	0	0.0	20.9	0.0	0.0	0.0	0	
SVP-05-10	9/11/2024	0946	-0.40	0.0	0	0.0	20.8	0.0	0.0	0.0	0	
SVP-05-10	9/18/2024	0945	-0.61	0.0	0	0.1	20.9	0.0	0.0	0.0	0	
SVP-05-10	9/25/2024	1116	-0.63	0.0	0	0.1	20.7	0.0	0.0	0.0	0	
SVP-05-10	10/2/2024	1110	-0.44	0.0	0	0.1	20.9	0.0	0.0	0.0	0	
SVP-05-10	10/8/2024	0925	-0.52	0.0	0	0.1	20.8	0.0	0.0	0.0	0	
SVP-05-10	10/10/2024	1113	-0.45	0.0	0	0.1	20.9	0.0	0.0	0.0	0	
SVP-05-10	10/15/2024	0900	-0.50	0.0	0	0.1	20.9	0.0	0.0	0.0	0	
SVP-05-10	10/17/2024	0856	-0.49	0.0	0	0.1	20.8	0.0	0.0	0.0	0	
SVP-05-10	10/22/2024	0955	-0.32	0.0	0	0.2	20.6	0.0	0.0	0.0	0	
SVP-05-10	10/24/2024	0950	-0.40	0.0	0	0.1	20.9	0.0	0.0	0.0	0	
SVP-05-10	10/29/2024	0928	-0.24	0.0	0	0.1	20.9	0.0	0.0	0.0	0	
SVP-05-10	10/31/2024	0819	-0.30	0.0	0	0.1	20.7	0.0	0.0	0.0	0	
SVP-05-10	11/5/2024	0921	-0.25	0.0	0	0.3	20.7	0.0	0.0	0.0	0	
SVP-05-10	11/7/2024	1022	-0.72	0.0	0	0.1	20.9	0.0	0.0	0.0	0	
SVP-05-10	11/12/2024	0822	-0.64	0.0	0	0.1	20.9	0.0	0.0	0.0	0	
SVP-05-10	11/14/2024	0830	-1.76	0.0	0	0.1	20.8	0.0	0.0	0.0	0	
SVP-05-10	11/19/2024	0852	-0.23	0.0	0	0.1	20.8	0.0	0.0	0.0	0	
SVP-05-10	11/21/2024	0810	-0.7	0.0	0	0.1	20.8	0.0	0.0	0.0	0	
SVP-05-10	11/26/2024	0955	-0.30	0.0	0	0.0	20.9	0.0	0.0	0.0	0	
SVP-05-10	11/27/2024	0810	-0.52	0.0	0	0.0	20.9	0.0	0.0	0.0	0	

**ATTACHMENT C
SVP FIELD-SCREENED TEDLAR® BAG RESULTS**

Location	Sample Date	Sample Time (24-Hour)	Vacuum/ Pressure Reading (Inches of H ₂ O)	Fixed Gases				Soil Vapor Concentrations				Comments
				CH ₄ (%)	LEL (%)	CO ₂ (%)	O ₂ (%)	PID (ppmv)	THC (ppmv)	CH ₄ (ppmv)	PHC (ppmv)	
SVP-05-10	12/3/2024	1025	-0.67	0.0	0	0.0	20.8	0.0	0.0	0.0	0	
SVP-05-10	12/3/2024	1025	NM	0.0	0	0.0	20.9	0.0	0.0	0.0	0	Duplicate sample.
SVP-05-10	12/6/2024	0950	-0.47	0.0	0	0.0	20.9	0.0	0.0	0.0	0	
SVP-05-10	12/10/2024	0927	-0.47	0.0	0	0.0	20.9	0.0	0.0	0.0	0	
SVP-05-10	12/12/2024	1146	-0.52	0.0	0	0.0	20.9	0.0	0.0	0.0	0	
SVP-05-10	12/17/2024	0850	-0.85	0.0	0	0.0	20.9	0.0	0.0	0.0	0	
SVP-05-10	12/19/2024	1341	-0.43	0.0	0	0.1	20.9	0.0	0.0	0.0	0	
SVP-05-10	12/24/2024	0827	-0.47	0.0	0	0.1	20.9	0.0	0.0	0.0	0	
SVP-05-10	12/24/2024	0827	NM	0.0	0	0.1	20.9	0.0	0.0	0.0	0	Duplicate sample.
SVP-05-10	12/26/2024	0915	-0.62	0.0	0	0.1	20.9	0.0	0.0	0.0	0	
SVP-05-10	12/26/2024	0915	NM	0.0	0	0.1	20.9	0.0	0.0	0.0	0	Duplicate sample.
SVP-05-10	12/31/2024	0905	-0.61	0.0	0	0.1	20.9	0.0	0.0	0.0	0	
SVP-05-20	7/24/2024	0836	-3.34	0.0	0	0.2	20.5	0.0	0.0	0.0	0	
SVP-05-20	7/31/2024	1013	-3.50	0.0	0	0.2	20.7	0.0	0.0	0.0	0	
SVP-05-20	8/8/2024	1421	-0.37	0.0	0	0.3	20.7	0.0	0.0	0.0	0	SEE system was shut down 8/7/2024 for maintenance.
SVP-05-20	8/16/2024	1319	0.00	0.0	0	0.3	20.5	0.0	0.0	0.0	0	SEE system was shut down 8/7/2024 for maintenance.
SVP-05-20	8/21/2024	1026	-2.84	0.0	0	0.6	20.5	0.0	0.0	0.0	0	
SVP-05-20	8/28/2024	1337	-5.53	0.0	0	0.3	20.4	0.0	0.0	0.0	0	SEE system was shut down 8/25/2024 for maintenance.
SVP-05-20	9/4/2024	1003	-5.53	0.0	0	0.0	20.9	0.0	0.0	0.0	0	
SVP-05-20	9/4/2024	1003	NM	0.0	0	0.0	20.9	0.0	0.0	0.0	0	Duplicate sample.
SVP-05-20	9/11/2024	0947	-2.38	0.0	0	0.0	20.8	0.0	0.0	0.0	0	
SVP-05-20	9/18/2024	0946	-4.38	0.0	0	0.0	20.8	0.0	0.0	0.0	0	
SVP-05-20	9/25/2024	1117	-4.10	0.0	0	0.2	20.7	0.0	0.0	0.0	0	
SVP-05-20	9/30/2024	1111	-2.81	0.0	0	0.1	20.8	0.0	0.0	0.0	0	
SVP-05-20	10/8/2024	0926	-3.37	0.0	0	0.1	20.7	0.0	0.0	0.0	0	
SVP-05-20	10/10/2024	1114	-3.74	0.0	0	0.1	20.8	0.0	0.0	0.0	0	
SVP-05-20	10/15/2024	0901	-4.12	0.0	0	0.1	20.9	0.0	0.0	0.0	0	
SVP-05-20	10/17/2024	0857	-3.94	0.0	0	0.1	20.9	0.0	0.0	0.0	0	
SVP-05-20	10/22/2024	0956	-3.39	0.0	0	0.1	20.5	0.0	0.0	0.0	0	
SVP-05-20	10/24/2024	0951	-3.45	0.0	0	0.2	20.7	0.0	0.0	0.0	0	
SVP-05-20	10/29/2024	0929	-1.94	0.0	0	0.2	20.6	0.0	0.0	0.0	0	
SVP-05-20	10/31/2024	0820	-2.25	0.0	0	0.4	20.4	0.0	0.0	0.0	0	
SVP-05-20	10/31/2024	0820	NM	0.0	0	0.4	20.5	0.0	0.0	0.0	0	Duplicate sample.
SVP-05-20	11/5/2024	0922	-1.58	0.0	0	0.5	20.2	0.0	0.0	0.0	0	
SVP-05-20	11/7/2024	1023	-4.21	0.0	0	0.2	20.7	0.0	0.0	0.0	0	
SVP-05-20	11/12/2024	0823	-3.66	0.0	0	0.2	20.8	0.0	0.0	0.0	0	
SVP-05-20	11/14/2024	0831	-3.50	0.0	0	0.2	20.7	0.0	0.0	0.0	0	
SVP-05-20	11/19/2024	0853	-3.48	0.0	0	0.2	20.7	0.0	0.0	0.0	0	
SVP-05-20	11/21/2024	0811	-3.4	0.0	0	0.2	20.7	0.0	0.0	0.0	0	
SVP-05-20	11/26/2024	0956	-2.19	0.0	0	0.2	20.7	0.0	0.0	0.0	0	
SVP-05-20	11/27/2024	0810	-0.48	0.0	0	0.2	20.8	0.0	0.0	0.0	0	
SVP-05-20	11/27/2024	0810	NM	0.0	0	0.2	20.8	0.0	0.0	0.0	0	Duplicate sample.

ATTACHMENT C
SVP FIELD-SCREENED TEDLAR® BAG RESULTS

Location	Sample Date	Sample Time (24-Hour)	Vacuum/ Pressure Reading (Inches of H ₂ O)	Fixed Gases				Soil Vapor Concentrations				Comments
				CH ₄ (%)	LEL (%)	CO ₂ (%)	O ₂ (%)	PID (ppmv)	THC (ppmv)	CH ₄ (ppmv)	PHC (ppmv)	
SVP-05-20	12/3/2024	1025	-3.90	0.0	0	0.2	20.7	0.0	0.0	0.0	0	
SVP-05-20	12/6/2024	0951	-3.45	0.0	0	0.1	20.8	0.0	0.0	0.0	0	
SVP-05-20	12/10/2024	0927	-3.57	0.0	0	0.1	20.8	0.0	0.0	0.0	0	
SVP-05-20	12/12/2024	1147	-3.55	0.0	0	0.1	20.8	0.0	0.0	0.0	0	
SVP-05-20	12/17/2024	0850	-3.20	0.0	0	0.1	20.8	0.0	0.0	0.0	0	
SVP-05-20	12/19/2024	1342	-2.74	0.0	0	0.2	20.8	0.0	0.0	0.0	0	
SVP-05-20	12/24/2024	0827	-2.82	0.0	0	0.2	20.8	0.0	0.0	0.0	0	
SVP-05-20	12/26/2024	0915	-3.14	0.0	0	0.2	20.8	0.0	0.0	0.0	0	
SVP-05-20	12/31/2024	0906	-3.04	0.0	0	0.2	20.7	0.0	0.0	0.0	0	
SVP-05-30	7/24/2024	0837	-3.54	0.0	0	0.4	20.4	0.0	0.0	0.0	0	
SVP-05-30	7/31/2024	1014	-3.70	0.0	0	0.3	20.6	0.0	0.0	0.0	0	
SVP-05-30	8/8/2024	1422	-0.35	0.0	0	0.5	20.4	0.0	0.0	0.0	0	SEE system was shut down 8/7/2024 for maintenance.
SVP-05-30	8/16/2024	1320	0.00	0.0	0	0.7	20.2	0.0	2.2	1.5	0.7	SEE system was shut down 8/7/2024 for maintenance.
SVP-05-30	8/21/2024	1025	-3.02	0.0	0	1.1	19.7	0.0	0.0	0.0	0	
SVP-05-30	8/28/2024	1338	-5.92	0.0	0	1.0	19.9	0.0	0.0	0.0	0	SEE system was shut down 8/25/2024 for maintenance.
SVP-05-30	9/4/2024	1004	-5.92	0.0	0	0.8	20.5	0.0	0.0	0.0	0	
SVP-05-30	9/11/2024	0948	-3.08	0.0	0	0.6	20.6	0.0	0.0	0.0	0	
SVP-05-30	9/18/2024	0947	-4.69	0.0	0	0.3	20.8	0.0	0.0	0.0	0	
SVP-05-30	9/25/2024	1118	-4.37	0.0	0	0.2	20.6	0.0	0.0	0.0	0	
SVP-05-30	10/2/2024	1112	-2.99	0.0	0	0.3	20.7	0.0	0.0	0.0	0	
SVP-05-30	10/8/2024	0927	-3.58	0.0	0	0.3	20.6	0.0	0.0	0.0	0	
SVP-05-30	10/10/2024	1115	-3.96	0.0	0	0.3	20.7	0.0	0.0	0.0	0	
SVP-05-30	10/15/2024	0902	-4.38	0.0	0	0.3	20.7	0.0	0.0	0.0	0	
SVP-05-30	10/17/2024	0857	-3.94	0.0	0	0.3	20.8	0.0	17.8	0.0	17.8	
SVP-05-30	10/17/2024	1300	NM	0.0	0	0.3	20.6	0.0	20.9	0.0	20.9	Confirmation sample. Analytical sample was triggered.
SVP-05-30	10/22/2024	0957	-1.02	0.0	0	0.2	20.7	0.0	0.0	0.0	0	
SVP-05-30	10/24/2024	0952	-3.67	0.0	0	0.6	20.6	0.0	0.0	0.0	0	
SVP-05-30	10/29/2024	0930	-2.07	0.0	0	0.5	20.5	0.0	0.0	0.0	0	
SVP-05-30	10/31/2024	0821	-1.70	0.0	0	0.1	20.8	0.0	0.0	0.0	0	
SVP-05-30	11/5/2024	0923	-1.32	0.0	0	0.1	20.8	0.0	0.0	0.0	0	
SVP-05-30	11/5/2024	0923	NM	0.0	0	0.1	20.8	0.0	0.0	0.0	0	Duplicate sample.
SVP-05-30	11/7/2024	1024	-3.55	0.0	0	0.6	20.3	0.0	1.8	1.8	0	
SVP-05-30	11/12/2024	0824	-3.77	0.0	0	0.2	20.6	0.0	0.0	0.0	0	
SVP-05-30	11/14/2024	0832	-2.84	0.0	0	0.1	20.8	0.0	0.0	0.0	0	
SVP-05-30	11/19/2024	0854	-3.37	0.0	0	0.3	20.6	0.0	0.0	0.0	0	
SVP-05-30	11/21/2024	0812	-3.4	0.0	0	0.2	20.6	0.0	0.0	0.0	0	
SVP-05-30	11/26/2024	0957	-2.52	0.0	0	0.2	20.7	0.0	0.0	0.0	0	
SVP-05-30	11/27/2024	0810	-0.86	0.0	0	0.3	20.7	0.0	0.0	0.0	0	

**ATTACHMENT C
SVP FIELD-SCREENED TEDLAR® BAG RESULTS**

Location	Sample Date	Sample Time (24-Hour)	Vacuum/ Pressure Reading (Inches of H ₂ O)	Fixed Gases				Soil Vapor Concentrations				Comments
				CH ₄ (%)	LEL (%)	CO ₂ (%)	O ₂ (%)	PID (ppmv)	THC (ppmv)	CH ₄ (ppmv)	PHC (ppmv)	
SVP-05-30	12/3/2024	1025	-0.63	0.0	0	0.1	20.8	0.0	0.0	0.0	0	
SVP-05-30	12/6/2024	0952	-3.61	0.0	0	0.5	20.6	0.0	0.0	0.0	0	
SVP-05-30	12/10/2024	0927	-0.28	0.0	0	0.1	20.9	0.0	0.0	0.0	0	
SVP-05-30	12/12/2024	1148	-3.64	0.0	0	0.3	20.7	0.0	0.0	0.0	0	
SVP-05-30	12/17/2024	0850	-3.05	0.0	0	0.1	20.9	0.0	0.0	0.0	0	
SVP-05-30	12/19/2024	1343	-2.97	0.0	0	0.1	20.9	0.0	0.0	0.0	0	
SVP-05-30	12/24/2024	0827	-3.40	0.0	0	0.3	20.8	0.0	0.0	0.0	0	
SVP-05-30	12/26/2024	0915	-3.27	0.0	0	0.2	20.8	0.0	0.0	0.0	0	
SVP-05-30	12/31/2024	0907	-3.22	0.0	0	0.4	20.7	0.0	0.0	0.0	0	
SVP-06-10	7/24/2024	0849	-0.23	0.0	0	0.2	20.5	0.0	0.0	0.0	0	
SVP-06-10	7/31/2024	0955	-0.35	0.0	0	0.2	20.7	0.0	0.0	0.0	0	
SVP-06-10	7/31/2024	0955	NM	0.0	0	0.2	20.7	0.0	0.0	0.0	0	Duplicate sample.
SVP-06-10	8/8/2024	1430	0.00	0.0	0	0.2	20.7	0.0	0.0	0.0	0	SEE system was shut down 8/7/2024 for maintenance.
SVP-06-10	8/16/2024	1300	0.00	0.0	0	0.2	20.6	0.0	0.0	0.0	0	SEE system was shut down 8/7/2024 for maintenance.
SVP-06-10	8/21/2024	1040	0.00	0.0	0	0.4	20.6	0.0	0.0	0.0	0	
SVP-06-10	8/28/2024	1351	-0.24	0.0	0	0.2	20.4	0.0	0.0	0.0	0	SEE system was shut down 8/25/2024 for maintenance.
SVP-06-10	9/4/2024	1008	-0.25	0.0	0	0.1	20.9	0.0	0.0	0.0	0	
SVP-06-10	9/11/2024	1017	-0.18	0.0	0	0.1	20.7	0.0	0.0	0.0	0	
SVP-06-10	9/18/2024	0956	-0.19	0.0	0	0.0	20.8	0.0	0.0	0.0	0	
SVP-06-10	9/25/2024	1056	-0.353	0.0	0	0.1	20.7	0.0	0.0	0.0	0	
SVP-06-10	9/25/2024	1056	NM	0.0	0	0.1	20.7	0.0	0.0	0.0	0	Duplicate sample.
SVP-06-10	10/2/2024	1047	-0.26	0.0	0	0.0	20.9	0.0	0.0	0.0	0	
SVP-06-10	10/8/2024	0933	-0.25	0.0	0	0.1	20.9	0.0	0.0	0.0	0	
SVP-06-10	10/10/2024	1105	-0.20	0.0	0	0.0	20.9	0.0	0.0	0.0	0	
SVP-06-10	10/15/2024	0828	-0.28	0.0	0	0.0	20.9	0.0	0.0	0.0	0	
SVP-06-10	10/17/2024	0750	-0.43	0.0	0	0.0	20.9	0.0	0.0	0.0	0	
SVP-06-10	10/22/2024	0945	-0.17	0.0	0	0.0	20.8	0.0	0.0	0.0	0	
SVP-06-10	10/24/2024	0957	-0.90	0.0	0	0.1	20.9	0.0	0.0	0.0	0	
SVP-06-10	10/29/2024	0920	-0.11	0.0	0	0.0	20.9	0.0	0.0	0.0	0	
SVP-06-10	10/31/2024	0824	-0.15	0.0	0	0.0	20.8	0.0	0.0	0.0	0	
SVP-06-10	11/5/2024	0934	-0.12	0.0	0	0.1	20.7	0.0	0.0	0.0	0	
SVP-06-10	11/7/2024	1030	-0.31	0.0	0	0.1	20.8	0.0	0.0	0.0	0	
SVP-06-10	11/12/2024	0814	-0.72	0.0	0	0.0	20.9	0.0	0.0	0.0	0	
SVP-06-10	11/14/2024	0818	-0.34	0.0	0	0.0	20.9	0.0	0.0	0.0	0	
SVP-06-10	11/19/2024	0816	-0.14	0.0	0	0.0	20.8	0.0	0.0	0.0	0	
SVP-06-10	11/21/2024	0814	-0.7	0.0	0	0.0	20.8	0.0	0.0	0.0	0	
SVP-06-10	11/26/2024	1000	-1.07	0.0	0	0.0	20.8	0.0	0.0	0.0	0	
SVP-06-10	11/27/2024	0802	-0.45	0.0	0	0.0	20.9	0.0	0.0	0.0	0	
SVP-06-10	11/27/2024	0802	NM	0.0	0	0.0	20.9	0.0	0.0	0.0	0	Duplicate sample.

**ATTACHMENT C
SVP FIELD-SCREENED TEDLAR® BAG RESULTS**

Location	Sample Date	Sample Time (24-Hour)	Vacuum/ Pressure Reading (Inches of H ₂ O)	Fixed Gases				Soil Vapor Concentrations				Comments
				CH ₄ (%)	LEL (%)	CO ₂ (%)	O ₂ (%)	PID (ppmv)	THC (ppmv)	CH ₄ (ppmv)	PHC (ppmv)	
SVP-06-10	12/3/2024	1010	-0.61	0.0	0	0.0	20.9	0.0	0.0	0.0	0	
SVP-06-10	12/3/2024	1010	NM	0.0	0	0.0	20.9	0.0	0.0	0.0	0	Duplicate sample.
SVP-06-10	12/6/2024	0940	-0.32	0.0	0	0.0	20.9	0.0	0.0	0.0	0	
SVP-06-10	12/10/2024	0917	-0.22	0.0	0	0.0	20.9	0.0	0.0	0.0	0	
SVP-06-10	12/12/2024	1200	-0.11	0.0	0	0.0	20.9	0.0	0.0	0.0	0	
SVP-06-10	12/17/2024	0840	-0.60	0.0	0	0.0	20.9	0.0	0.0	0.0	0	
SVP-06-10	12/19/2024	1349	0.00	0.0	0	0.1	20.9	0.0	0.0	0.0	0	
SVP-06-10	12/24/2024	0817	-0.21	0.0	0	0.1	20.9	0.0	0.0	0.0	0	
SVP-06-10	12/26/2024	0906	-0.20	0.0	0	0.1	20.8	0.0	0.0	0.0	0	
SVP-06-10	12/31/2024	0858	-0.33	0.0	0	0.1	20.9	0.0	0.0	0.0	0	
SVP-06-20	7/24/2024	0850	-3.03	0.0	0	0.3	20.5	0.0	0.0	0.0	0	
SVP-06-20	7/31/2024	0956	-4.10	0.0	0	0.2	20.6	0.0	0.0	0.0	0	
SVP-06-20	8/8/2024	1431	0.00	0.0	0	0.3	20.7	0.0	0.0	0.0	0	SEE system was shut down 8/7/2024 for maintenance.
SVP-06-20	8/16/2024	1301	0.00	0.0	0	0.8	19.4	1.5	70.8	70.8	0	SEE system was shut down 8/7/2024 for maintenance.
SVP-06-20	8/21/2024	1041	-2.21	0.0	0	0.3	20.4	0.0	0.0	0.0	0	
SVP-06-20	8/28/2024	1352	-4.39	0.0	0	0.3	20.4	0.0	0.0	0.0	0	SEE system was shut down 8/25/2024 for maintenance.
SVP-06-20	9/4/2024	1009	-6.36	0.0	0	0.2	20.8	0.0	0.0	0.0	0	
SVP-06-20	9/11/2024	1018	-3.44	0.0	0	0.3	20.6	0.0	0.0	0.0	0	
SVP-06-20	9/18/2024	0957	-4.73	0.0	0	0.1	20.8	0.0	0.0	0.0	0	
SVP-06-20	9/25/2024	1057	-4.95	0.0	0	0.1	20.7	0.0	0.0	0.0	0	
SVP-06-20	10/2/2024	1048	-3.59	0.0	0	0.0	20.9	0.0	0.0	0.0	0	
SVP-06-20	10/8/2024	0934	-3.63	0.0	0	0.1	20.9	0.0	0.0	0.0	0	
SVP-06-20	10/10/2024	1106	-4.42	0.0	0	0.1	20.9	0.0	0.0	0.0	0	
SVP-06-20	10/15/2024	0829	-5.11	0.0	0	0.1	20.8	0.0	0.0	0.0	0	
SVP-06-20	10/17/2024	0751	-5.00	0.0	0	0.1	20.9	0.0	0.0	0.0	0	
SVP-06-20	10/22/2024	0946	-2.82	0.0	0	0.1	20.8	0.0	0.0	0.0	0	
SVP-06-20	10/24/2024	0958	-3.53	0.0	0	0.1	20.8	0.0	0.0	0.0	0	
SVP-06-20	10/29/2024	0921	-2.14	0.0	0	0.1	20.8	0.0	0.0	0.0	0	
SVP-06-20	10/31/2024	0825	-2.24	0.0	0	0.1	20.8	0.0	0.0	0.0	0	
SVP-06-20	11/5/2024	0935	-1.70	0.0	0	0.1	20.6	0.0	0.0	0.0	0	
SVP-06-20	11/7/2024	1031	-4.38	0.0	0	0.1	20.7	0.0	0.0	0.0	0	
SVP-06-20	11/12/2024	0815	-3.83	0.0	0	0.1	20.9	0.0	0.0	0.0	0	
SVP-06-20	11/14/2024	0819	-3.68	0.0	0	0.1	20.9	0.0	0.0	0.0	0	
SVP-06-20	11/19/2024	0817	-3.66	0.0	0	0.1	20.8	0.0	0.0	0.0	0	
SVP-06-20	11/21/2024	0815	-3.5	0.0	0	0.1	20.7	0.0	0.0	0.0	0	
SVP-06-20	11/26/2024	1001	-2.48	0.0	0	0.0	20.8	0.0	0.0	0.0	0	
SVP-06-20	11/27/2024	0802	-3.62	0.0	0	0.1	20.9	0.0	0.0	0.0	0	

**ATTACHMENT C
SVP FIELD-SCREENED TEDLAR® BAG RESULTS**

Location	Sample Date	Sample Time (24-Hour)	Vacuum/ Pressure Reading (Inches of H ₂ O)	Fixed Gases				Soil Vapor Concentrations				Comments
				CH ₄ (%)	LEL (%)	CO ₂ (%)	O ₂ (%)	PID (ppmv)	THC (ppmv)	CH ₄ (ppmv)	PHC (ppmv)	
SVP-06-20	12/3/2024	1010	-4.00	0.0	0	0.1	20.8	0.0	0.0	0.0	0	
SVP-06-20	12/6/2024	0941	-3.58	0.0	0	0.1	20.9	0.0	0.0	0.0	0	
SVP-06-20	12/10/2024	0917	-3.90	0.0	0	0.0	20.9	0.0	0.0	0.0	0	
SVP-06-20	12/12/2024	1201	-3.45	0.0	0	0.1	20.9	0.0	0.0	0.0	0	
SVP-06-20	12/12/2024	1201	NM	0.0	0	0.1	20.8	0.0	0.0	0.0	0	Duplicate sample.
SVP-06-20	12/17/2024	0840	-3.38	0.0	0	0.1	20.8	0.0	0.0	0.0	0	
SVP-06-20	12/19/2024	1350	-2.87	0.0	0	0.1	20.8	0.0	0.0	0.0	0	
SVP-06-20	12/24/2024	0817	-3.53	0.0	0	0.1	20.8	0.0	0.0	0.0	0	
SVP-06-20	12/26/2024	0906	-3.17	0.0	0	0.1	20.8	0.0	0.0	0.0	0	
SVP-06-20	12/31/2024	0859	-3.15	0.0	0	0.1	20.8	0.0	0.0	0.0	0	
SVP-06-30	7/24/2024	0851	-3.03	0.0	0	0.5	20.2	0.0	0.0	0.0	0	
SVP-06-30	7/31/2024	0957	-4.10	0.0	0	0.6	20.5	0.0	0.0	0.0	0	
SVP-06-30	8/8/2024	1432	-0.17	0.0	0	2.1	19.3	358	709	92.3	616.7	SEE system was shut down 8/7/2024 for maintenance. Analytical sample was triggered.
SVP-06-30	8/9/2024	1300	-0.30	0.0	0	2.7	18.5	1027	2103	157	1946	Confirmation sample. SEE system shut down 8/7/2024 for maintenance. Analytical sample was triggered.
SVP-06-30	8/16/2024	1302	0.00	0.1	2	3.9	16.8	3950	12775	460	12315	SEE system was shut down 8/7/2024 for maintenance.
SVP-06-30	8/16/2024	1302	NM	0.1	2	3.9	16.8	3927	12956	483	12473	Duplicate sample. SEE system was shut down 8/7/2024 for maintenance.
SVP-06-30	8/19/2024	1110	NM	0.1	2	6.5	12.5	2469	4190	856	3334	Confirmation sample. SEE system shut down 8/7/2024 for maintenance. Analytical sample was triggered.
SVP-06-30	8/21/2024	1042	-2.15	0.0	0	1.4	19.5	2.3	5.1	0.0	5.1	
SVP-06-30	8/28/2024	1353	-4.12	0.0	0	1.0	20.1	0.0	0.0	0.0	0	SEE system was shut down 8/25/2024 for maintenance.
SVP-06-30	8/28/2024	1353	NM	0.0	0	1.0	20.0	0.0	0.0	0.0	0	Duplicate sample. SEE system was shut down 8/25/2024 for maintenance.
SVP-06-30	9/4/2024	1010	-6.33	0.0	0	0.7	20.5	0.0	0.0	0.0	0	
SVP-06-30	9/11/2024	1019	-3.43	0.0	0	0.1	20.7	0.0	0.0	0.0	0	
SVP-06-30	9/18/2024	0953	-4.22	0.0	0	0.2	20.7	0.0	0.0	0.0	0	
SVP-06-30	9/25/2024	1058	-4.90	0.0	0	0.1	20.5	0.0	0.0	0.0	0	
SVP-06-30	10/2/2024	1049	-3.62	0.0	0	0.3	20.7	0.0	0.0	0.0	0	
SVP-06-30	10/2/2024	1049	NM	0.0	0	0.3	20.6	0.0	0.0	0.0	0	Duplicate sample.
SVP-06-30	10/8/2024	0935	-3.32	0.0	0	0.6	20.3	0.0	0.0	0.0	0	
SVP-06-30	10/10/2024	1107	-4.60	0.0	0	0.5	20.6	0.0	0.0	0.0	0	
SVP-06-30	10/15/2024	0820	-5.16	0.0	0	0.5	20.5	0.0	0.0	0.0	0	
SVP-06-30	10/17/2024	0752	-5.10	0.0	0	0.5	20.6	0.0	0.0	0.0	0	
SVP-06-30	10/17/2024	0752	NM	0.0	0	0.5	20.6	0.0	0.0	0.0	0	Duplicate sample.
SVP-06-30	10/22/2024	0947	-2.71	0.0	0	0.4	20.6	0.0	0.0	0.0	0	
SVP-06-30	10/24/2024	0959	-3.05	0.0	0	0.4	20.6	0.0	0.0	0.0	0	
SVP-06-30	10/29/2024	0922	-1.99	0.0	0	0.4	20.5	0.1	0.2	0.2	0	
SVP-06-30	10/31/2024	0826	-1.99	0.0	0	0.5	20.4	0.8	0.0	0.0	0	

ATTACHMENT C
SVP FIELD-SCREENED TEDLAR® BAG RESULTS

Location	Sample Date	Sample Time (24-Hour)	Vacuum/ Pressure Reading (Inches of H ₂ O)	Fixed Gases				Soil Vapor Concentrations				Comments
				CH ₄ (%)	LEL (%)	CO ₂ (%)	O ₂ (%)	PID (ppmv)	THC (ppmv)	CH ₄ (ppmv)	PHC (ppmv)	
SVP-06-30	11/5/2024	0936	-1.70	0.0	0	0.9	19.8	0.0	35.3	35.3	0	
SVP-06-30	11/7/2024	1032	-4.21	0.0	0	0.5	20.3	0.0	0.0	0.0	0	
SVP-06-30	11/12/2024	0816	-3.71	0.0	0	0.5	20.5	0.0	0.0	0.0	0	
SVP-06-30	11/14/2024	0820	-3.57	0.0	0	0.6	20.5	0.0	0.0	0.0	0	
SVP-06-30	11/19/2024	0818	-3.51	0.0	0	0.6	20.4	0.0	0.0	0.0	0	
SVP-06-30	11/21/2024	0816	-3.1	0.0	0	0.5	20.4	0.0	0.0	0.0	0	
SVP-06-30	11/26/2024	1002	-2.85	0.0	0	0.7	20.2	0.0	7.2	7.0	0.2	
SVP-06-30	11/27/2024	0802	-3.38	0.0	0	1.0	20.0	0.0	10.3	9.9	0.4	
SVP-06-30	12/3/2024	1010	-3.81	0.0	0	1.4	19.5	0.0	19.3	18.8	0.5	
SVP-06-30	12/6/2024	0942	-2.98	0.0	0	1.6	19.4	0.1	24.9	24.4	0.5	
SVP-06-30	12/10/2024	0917	-3.36	0.0	0	1.9	18.6	0.0	29.5	28.2	1.3	
SVP-06-30	12/12/2024	1202	-2.71	0.0	0	2.1	18.6	0.0	24.5	24.0	0.5	
SVP-06-30	12/17/2024	0840	-2.92	0.0	0	2.7	17.5	0.1	25.8	25.8	0	
SVP-06-30	12/19/2024	1351	-2.29	0.0	0	2.5	20.1	0.1	41.3	36.8	4.5	
SVP-06-30	12/24/2024	0817	-3.16	0.0	0	3.5	16.0	0.0	65.6	62.3	3.3	
SVP-06-30	12/24/2024	0817	NM	0.0	0	3.6	15.9	0.0	84.6	81.8	2.8	Duplicate sample.
SVP-06-30	12/26/2024	0906	-2.70	0.0	0	3.9	15.6	0.0	115	115	0	
SVP-06-30	12/31/2024	0900	-2.92	0.0	0	4.6	14.6	0.3	257	257	0	
SVP-07-10	7/24/2024	0857	-1.14	0.0	0	0.5	20.3	0.0	0.0	0.0	0	
SVP-07-10	7/31/2024	0947	-1.90	0.0	0	0.4	20.5	0.0	0.0	0.0	0	
SVP-07-10	8/8/2024	1440	0.00	0.0	0	0.5	20.5	3.4	7.2	1.1	6.1	SEE system was shut down 8/7/2024 for maintenance.
SVP-07-10	8/16/2024	1253	0.00	0.0	0	0.7	20.2	2.9	15.3	10.9	4.4	SEE system was shut down 8/7/2024 for maintenance.
SVP-07-10	8/21/2024	1103	-0.22	0.0	0	1.1	20.1	0.0	0.0	0.0	0	
SVP-07-10	8/29/2024	0830	-0.35	0.0	0	0.5	20.5	0.0	0.0	0.0	0	SEE system was shut down 8/25/2024 for maintenance.
SVP-07-10	9/4/2024	1016	-1.84	0.0	0	0.3	20.8	0.0	0.0	0.0	0	
SVP-07-10	9/11/2024	1003	-1.41	0.0	0	0.1	20.7	0.0	0.0	0.0	0	
SVP-07-10	9/18/2024	1016	-1.92	0.0	0	0.1	20.8	0.0	0.0	0.0	0	
SVP-07-10	9/25/2024	1045	-2.23	0.0	0	0.2	20.6	0.0	0.0	0.0	0	
SVP-07-10	10/2/2024	1056	-1.55	0.0	0	0.1	20.8	0.0	0.0	0.0	0	
SVP-07-10	10/8/2024	0850	-2.32	0.0	0	0.1	20.9	0.0	0.0	0.0	0	
SVP-07-10	10/10/2024	1058	-1.64	0.0	0	0.1	20.9	0.0	0.0	0.0	0	
SVP-07-10	10/15/2024	0905	-2.29	0.0	0	0.1	20.8	0.0	0.0	0.0	0	
SVP-07-10	10/17/2024	0903	-2.20	0.0	0	0.1	20.8	0.0	0.0	0.0	0	
SVP-07-10	10/22/2024	0930	0.00	0.0	0	0.1	20.8	0.0	0.0	0.0	0	
SVP-07-10	10/24/2024	1008	0.00	0.0	0	0.1	20.6	0.0	0.0	0.0	0	
SVP-07-10	10/29/2024	0925	-0.35	0.0	0	0.1	20.7	0.0	0.0	0.0	0	
SVP-07-10	10/31/2024	0829	-0.24	0.0	0	0.2	20.6	0.0	0.0	0.0	0	
SVP-07-10	11/5/2024	0947	-0.49	0.0	0	0.2	20.4	0.0	10.7	9.4	1.3	
SVP-07-10	11/7/2024	1035	-0.85	0.0	0	0.1	20.3	0.0	0.0	0.0	0	
SVP-07-10	11/12/2024	0818	-0.84	0.0	0	0.2	20.6	0.0	0.0	0.0	0	
SVP-07-10	11/14/2024	0826	-0.84	0.0	0	0.2	20.7	0.0	0.0	0.0	0	
SVP-07-10	11/19/2024	0822	-0.75	0.0	0	0.2	20.6	0.0	0.0	0.0	0	
SVP-07-10	11/21/2024	0822	-0.6	0.0	0	0.2	20.5	0.0	0.0	0.0	0	
SVP-07-10	11/26/2024	1005	-0.65	0.0	0	0.2	20.6	0.0	0.0	0.0	0	

ATTACHMENT C
SVP FIELD-SCREENED TEDLAR® BAG RESULTS

Location	Sample Date	Sample Time (24-Hour)	Vacuum/ Pressure Reading (Inches of H ₂ O)	Fixed Gases				Soil Vapor Concentrations				Comments
				CH ₄ (%)	LEL (%)	CO ₂ (%)	O ₂ (%)	PID (ppmv)	THC (ppmv)	CH ₄ (ppmv)	PHC (ppmv)	
SVP-07-10	12/3/2024	0950	-0.69	0.0	0	0.2	20.7	0.0	0.0	0.0	0	
SVP-07-10	12/3/2024	0950	NM	0.0	0	0.2	20.7	0.0	0.0	0.0	0	Duplicate sample.
SVP-07-10	12/6/2024	0905	-0.36	0.0	0	0.1	20.7	0.0	0.0	0.0	0	
SVP-07-10	12/10/2024	0905	-0.54	0.0	0	0.1	20.8	0.0	0.0	0.0	0	
SVP-07-10	12/12/2024	1214	-0.27	0.0	0	0.1	20.8	0.0	0.0	0.0	0	
SVP-07-10	12/12/2024	1214	NM	0.0	0	0.1	20.8	0.0	0.0	0.0	0	Duplicate sample.
SVP-07-10	12/17/2024	0835	-0.41	0.0	0	0.1	20.8	0.0	0.0	0.0	0	
SVP-07-10	12/19/2024	1358	-0.10	0.0	0	0.2	20.7	0.0	0.0	0.0	0	
SVP-07-10	12/19/2024	1358	NM	0.0	0	0.2	20.7	0.0	0.0	0.0	0	Duplicate sample.
SVP-07-10	12/24/2024	0810	-0.65	0.0	0	0.1	20.8	0.0	0.0	0.0	0	
SVP-07-10	12/26/2024	0850	-0.31	0.0	0	0.2	20.7	0.0	0.0	0.0	0	
SVP-07-10	12/31/2024	0848	-0.60	0.0	0	0.2	20.7	0.0	0.0	0.0	0	
SVP-07-20	7/24/2024	0858	-1.19	0.0	0	0.3	20.5	0.0	0.0	0.0	0	
SVP-07-20	7/31/2024	0948	-2.03	0.0	0	0.2	20.7	0.0	0.0	0.0	0	
SVP-07-20	8/8/2024	1441	0.00	0.0	0	0.3	20.6	1.7	4.8	0.8	4	SEE system was shut down 8/7/2024 for maintenance.
SVP-07-20	8/16/2024	1254	0.00	0.0	0	0.6	20.3	0.7	10.5	10	0.5	SEE system was shut down 8/7/2024 for maintenance.
SVP-07-20	8/21/2024	1104	-0.23	0.0	0	0.5	20.1	0.0	0.0	0.0	0	
SVP-07-20	8/29/2024	0831	-0.40	0.0	0	0.3	20.6	0.0	0.0	0.0	0	SEE system was shut down 8/25/2024 for maintenance.
SVP-07-20	9/4/2024	1017	-2.00	0.0	0	0.3	20.8	0.0	0.0	0.0	0	
SVP-07-20	9/11/2024	1003	-1.54	0.0	0	0.1	20.7	0.0	0.0	0.0	0	
SVP-07-20	9/11/2024	1003	NM	0.0	0	0.1	20.7	0.0	0.0	0.0	0	Duplicate sample.
SVP-07-20	9/18/2024	1017	-2.09	0.0	0	0.1	20.8	0.0	0.0	0.0	0	
SVP-07-20	9/25/2024	1046	-2.40	0.0	0	0.1	20.7	0.0	0.0	0.0	0	
SVP-07-20	10/2/2024	1057	-1.64	0.0	0	0.0	20.9	0.0	0.0	0.0	0	
SVP-07-20	10/8/2024	0851	-2.48	0.0	0	0.1	20.9	0.0	0.0	0.0	0	
SVP-07-20	10/10/2024	1059	-2.05	0.0	0	0.1	20.9	0.0	0.0	0.0	0	
SVP-07-20	10/15/2024	0906	-2.49	0.0	0	0.1	20.9	0.0	0.0	0.0	0	
SVP-07-20	10/17/2024	0904	-2.41	0.0	0	0.1	20.9	0.0	0.0	0.0	0	
SVP-07-20	10/22/2024	0931	0.00	0.0	0	0.1	20.8	0.0	0.0	0.0	0	
SVP-07-20	10/24/2024	1009	-2.59	0.0	0	0.1	20.8	0.0	0.0	0.0	0	
SVP-07-20	10/29/2024	0926	-0.38	0.0	0	0.1	20.8	0.0	0.0	0.0	0	
SVP-07-20	10/31/2024	0830	-0.26	0.0	0	0.1	20.7	0.0	0.0	0.0	0	
SVP-07-20	11/5/2024	0948	-0.50	0.0	0	0.2	20.4	0.0	11.1	10.1	1	
SVP-07-20	11/7/2024	1036	-0.89	0.0	0	0.2	20.6	0.0	0.0	0.0	0	
SVP-07-20	11/12/2024	0819	-0.89	0.0	0	0.1	20.8	0.0	0.0	0.0	0	
SVP-07-20	11/14/2024	0827	-0.83	0.0	0	0.1	20.8	0.0	0.0	0.0	0	
SVP-07-20	11/19/2024	0823	-0.80	0.0	0	0.1	20.7	0.0	0.0	0.0	0	
SVP-07-20	11/19/2024	0823	NM	0.0	0	0.1	20.7	0.0	0.0	0.0	0	Duplicate sample.
SVP-07-20	11/21/2024	0823	-0.8	0.0	0	0.1	20.6	0.0	0.0	0.0	0	
SVP-07-20	11/26/2024	1006	-0.45	0.0	0	0.1	20.7	0.0	0.0	0.0	0	
SVP-07-20	11/27/2024	0755	-0.30	0.0	0	0.1	20.8	0.0	0.0	0.0	0	

**ATTACHMENT C
SVP FIELD-SCREENED TEDLAR® BAG RESULTS**

Location	Sample Date	Sample Time (24-Hour)	Vacuum/ Pressure Reading (Inches of H ₂ O)	Fixed Gases				Soil Vapor Concentrations				Comments
				CH ₄ (%)	LEL (%)	CO ₂ (%)	O ₂ (%)	PID (ppmv)	THC (ppmv)	CH ₄ (ppmv)	PHC (ppmv)	
SVP-07-20	12/3/2024	0950	-0.55	0.0	0	0.1	20.8	0.0	0.0	0.0	0	
SVP-07-20	12/6/2024	0906	-0.65	0.0	0	0.1	20.9	0.0	0.0	0.0	0	
SVP-07-20	12/10/2024	0905	-0.58	0.0	0	0.2	20.8	0.0	0.0	0.0	0	
SVP-07-20	12/12/2024	1215	-1.19	0.0	0	0.1	20.8	0.0	0.0	0.0	0	
SVP-07-20	12/17/2024	0835	-0.43	0.0	0	0.1	20.8	0.0	0.0	0.0	0	
SVP-07-20	12/19/2024	1359	-0.15	0.0	0	0.2	20.6	0.0	0.0	0.0	0	
SVP-07-20	12/24/2024	0810	-0.36	0.0	0	0.2	20.8	0.0	0.0	0.0	0	
SVP-07-20	12/24/2024	0810	NM	0.0	0	0.2	20.8	0.0	0.0	0.0	0	Duplicate sample.
SVP-07-20	12/26/2024	0850	-0.41	0.0	0	0.2	20.7	0.0	0.0	0.0	0	
SVP-07-20	12/26/2024	0850	NM	0.0	0	0.2	20.7	0.0	0.0	0.0	0	Duplicate sample.
SVP-07-20	12/31/2024	0849	-0.79	0.0	0	0.2	20.8	0.0	0.0	0.0	0	
SVP-07-30	7/24/2024	0859	-2.51	0.0	0	0.5	20.3	0.0	0.0	0.0	0	
SVP-07-30	7/31/2024	0949	-4.75	0.0	0	0.5	20.4	0.0	0.0	0.0	0	
SVP-07-30	8/8/2024	1442	-0.24	0.0	0	1.1	19.3	0.1	1.3	1.3	0	SEE system was shut down 8/7/2024 for maintenance.
SVP-07-30	8/16/2024	1255	0.00	0.0	0	1.6	19.4	0.0	10.9	10.0	0.9	SEE system was shut down 8/7/2024 for maintenance.
SVP-07-30	8/21/2024	1105	-0.57	0.0	0	0.7	19.7	0.0	0.0	0.0	0	
SVP-07-30	8/21/2024	1105	NM	0.0	0	0.8	19.7	0.0	0.0	0.0	0	Duplicate sample.
SVP-07-30	8/29/2024	0832	-0.81	0.0	0	0.6	20.4	0.0	0.0	0.0	0	SEE system was shut down 8/25/2024 for maintenance.
SVP-07-30	9/4/2024	1010	-5.39	0.0	0	0.9	20.4	0.0	0.0	0.0	0	
SVP-07-30	9/4/2024	1010	NM	0.0	0	0.8	20.4	0.0	0.0	0.0	0	Duplicate sample.
SVP-07-30	9/11/2024	1004	-4.09	0.0	0	0.3	20.3	0.0	0.0	0.0	0	
SVP-07-30	9/18/2024	1018	-5.62	0.0	0	0.3	20.6	0.0	0.0	0.0	0	
SVP-07-30	9/25/2024	1047	-5.89	0.0	0	0.3	20.5	0.0	0.0	0.0	0	
SVP-07-30	10/2/2024	1058	-4.03	0.0	0	0.2	20.8	0.0	0.0	0.0	0	
SVP-07-30	10/8/2024	0852	-6.11	0.0	0	0.3	20.6	0.0	0.0	0.0	0	
SVP-07-30	10/10/2024	1100	-5.45	0.0	0	0.2	20.7	0.0	0.0	0.0	0	
SVP-07-30	10/15/2024	0907	-6.32	0.0	0	0.3	20.8	0.0	0.3	0.3	0	
SVP-07-30	10/17/2024	0905	-6.11	0.0	0	0.4	20.7	0.0	0.5	0.5	0	
SVP-07-30	10/22/2024	0932	-0.72	0.0	0	0.2	20.7	0.0	9.8	9.8	0	
SVP-07-30	10/22/2024	0932	NM	0.0	0	0.2	20.7	0.0	10.7	10.7	0	Duplicate sample.
SVP-07-30	10/24/2024	1010	-2.64	0.0	0	0.1	20.7	0.0	0.0	0.0	0	
SVP-07-30	10/29/2024	0927	-0.85	0.0	0	0.1	20.7	0.0	0.0	0.0	0	
SVP-07-30	10/31/2024	0831	-0.80	0.0	0	0.2	20.7	0.0	0.0	0.0	0	
SVP-07-30	11/5/2024	0949	-0.77	0.0	0	0.5	20.3	0.0	26.2	26.2	0	
SVP-07-30	11/7/2024	1037	-1.61	0.0	0	0.2	20.4	0.0	0.0	0.0	0	
SVP-07-30	11/12/2024	0820	-1.51	0.0	0	0.2	20.6	0.0	0.0	0.0	0	
SVP-07-30	11/14/2024	0828	-1.23	0.0	0	0.2	20.7	0.0	0.0	0.0	0	
SVP-07-30	11/19/2024	0824	-1.50	0.0	0	0.2	20.6	0.0	0.0	0.0	0	
SVP-07-30	11/21/2024	0754	-0.7	0.0	0	0.2	20.5	0.0	0.0	0.0	0	
SVP-07-30	11/26/2024	1007	-2.15	0.0	0	0.2	20.6	0.0	0.0	0.0	0	
SVP-07-30	11/27/2024	0755	-0.68	0.0	0	0.3	20.7	0.0	7.9	7.7	0.2	

**ATTACHMENT C
SVP FIELD-SCREENED TEDLAR® BAG RESULTS**

Location	Sample Date	Sample Time (24-Hour)	Vacuum/ Pressure Reading (Inches of H ₂ O)	Fixed Gases				Soil Vapor Concentrations				Comments
				CH ₄ (%)	LEL (%)	CO ₂ (%)	O ₂ (%)	PID (ppmv)	THC (ppmv)	CH ₄ (ppmv)	PHC (ppmv)	
SVP-07-30	12/3/2024	0950	-1.09	0.0	0	0.2	20.7	0.0	9.5	9.1	0.4	
SVP-07-30	12/6/2024	0907	-0.89	0.0	0	0.2	20.7	0.1	5.0	4.5	0.5	
SVP-07-30	12/6/2024	0907	NM	0.0	0	0.1	20.7	0.1	5.2	4.7	0.5	Duplicate sample.
SVP-07-30	12/10/2024	0905	-1.24	0.0	0	0.3	20.7	0.1	12.2	11.6	0.6	
SVP-07-30	12/12/2024	1216	-2.19	0.0	0	0.2	20.7	0.1	17.5	17.5	0	
SVP-07-30	12/17/2024	0835	-0.71	0.0	0	0.3	20.6	0.8	39.6	38.4	1.2	
SVP-07-30	12/19/2024	1400	-0.41	0.0	0	0.3	20.5	0.1	22.8	22.8	0	
SVP-07-30	12/24/2024	0810	-0.67	0.0	0	0.4	20.5	0.2	60.3	58.0	2.3	
SVP-07-30	12/26/2024	0850	-0.64	0.0	0	0.4	20.4	0.7	109	108	1	
SVP-07-30	12/31/2024	0850	-0.82	0.1	2	1.0	19.2	30.9	870	862	8	
SVP-07-30	12/31/2024	0850	NM	0.1	2	0.9	19.4	29.2	835	826	9	Duplicate sample.
SVP-08-10	7/24/2024	1004	-0.45	0.0	0	0.3	20.5	0.0	0.0	0.0	0	
SVP-08-10	7/31/2024	0842	-0.37	0.0	0	0.3	20.8	0.0	0.0	0.0	0	
SVP-08-10	7/31/2024	0842	NM	0.0	0	0.3	20.5	0.0	0.0	0.0	0	Duplicate sample.
SVP-08-10	8/8/2024	1210	0.00	0.0	0	0.3	20.7	0.0	0.0	0.0	0	SEE system was shut down 8/7/2024 for maintenance.
SVP-08-10	8/16/2024	1148	0.00	0.0	0	0.5	20.2	0.0	0.0	0.0	0	SEE system was shut down 8/7/2024 for maintenance.
SVP-08-10	8/21/2024	1250	-0.52	0.0	0	0.5	20.6	0.0	0.0	0.0	0	
SVP-08-10	8/21/2024	1250	NM	0.0	0	0.5	20.6	0.0	0.0	0.0	0	Duplicate sample.
SVP-08-10	8/28/2024	0847	-0.33	0.0	0	0.4	20.8	0.0	0.0	0.0	0	SEE system was shut down 8/25/2024 for maintenance.
SVP-08-10	9/4/2024	0755	-0.66	0.0	0	0.2	20.8	0.0	0.0	0.0	0	
SVP-08-10	9/11/2024	1108	-0.41	0.0	0	0.1	20.8	0.0	0.0	0.0	0	
SVP-08-10	9/18/2024	0845	-0.53	0.0	0	0.2	20.9	0.0	0.0	0.0	0	
SVP-08-10	9/25/2024	0810	-0.58	0.0	0	0.1	20.8	0.0	0.0	0.0	0	
SVP-08-10	10/2/2024	1038	-0.35	0.0	0	0.2	20.8	0.0	0.0	0.0	0	
SVP-08-10	10/8/2024	0757	-0.50	0.0	0	0.1	20.9	0.0	0.0	0.0	0	
SVP-08-10	10/10/2024	0953	-0.34	0.0	0	0.1	20.8	0.0	0.0	0.0	0	
SVP-08-10	10/10/2024	0953	NM	0.0	0	0.1	20.8	0.0	0.0	0.0	0	Duplicate sample.
SVP-08-10	10/15/2024	0740	-0.74	0.0	0	0.2	20.9	0.0	0.0	0.0	0	
SVP-08-10	10/15/2024	0740	NM	0.0	0	0.2	20.9	0.0	0.0	0.0	0	Duplicate sample.
SVP-08-10	10/17/2024	0831	-0.34	0.0	0	0.2	20.7	0.0	0.0	0.0	0	
SVP-08-10	10/22/2024	0825	-1.14	0.0	0	0.1	20.8	0.0	0.0	0.0	0	
SVP-08-10	10/24/2024	1115	0.12	0.0	0	0.2	20.7	0.0	0.0	0.0	0	
SVP-08-10	10/29/2024	0838	-0.21	0.0	0	0.1	20.8	0.0	0.0	0.0	0	
SVP-08-10	10/31/2024	0834	-0.34	0.0	0	0.2	20.8	0.0	0.0	0.0	0	
SVP-08-10	11/5/2024	1118	0.09	0.0	0	0.2	20.7	0.0	0.0	0.0	0	
SVP-08-10	11/7/2024	0935	-0.45	0.0	0	0.2	20.6	0.0	0.0	0.0	0	
SVP-08-10	11/12/2024	0730	-0.47	0.0	0	0.2	20.7	0.0	0.0	0.0	0	
SVP-08-10	11/14/2024	0742	-0.48	0.0	0	0.2	20.7	0.0	0.0	0.0	0	
SVP-08-10	11/19/2024	0743	-0.45	0.0	0	0.1	20.6	0.0	0.0	0.0	0	
SVP-08-10	11/19/2024	0743	NM	0.0	0	0.1	20.6	0.0	0.0	0.0	0	Duplicate sample.
SVP-08-10	11/21/2024	1257	-1.1	0.0	0	0.1	20.8	0.0	0.0	0.0	0	
SVP-08-10	11/26/2024	0927	-0.37	0.0	0	0.2	20.7	0.0	0.0	0.0	0	
SVP-08-10	11/27/2024	0857	-0.76	0.0	0	0.1	20.8	0.0	0.0	0.0	0	

**ATTACHMENT C
SVP FIELD-SCREENED TEDLAR® BAG RESULTS**

Location	Sample Date	Sample Time (24-Hour)	Vacuum/ Pressure Reading (Inches of H ₂ O)	Fixed Gases				Soil Vapor Concentrations				Comments
				CH ₄ (%)	LEL (%)	CO ₂ (%)	O ₂ (%)	PID (ppmv)	THC (ppmv)	CH ₄ (ppmv)	PHC (ppmv)	
SVP-08-10	12/3/2024	1408	-0.78	0.0	0	0.1	20.9	0.0	0.0	0.0	0	
SVP-08-10	12/6/2024	1340	-0.24	0.0	0	0.1	20.7	0.0	0.0	0.0	0	
SVP-08-10	12/10/2024	1320	-0.26	0.0	0	1.0	20.1	0.0	0.0	0.0	0	
SVP-08-10	12/12/2024	1028	-0.74	0.0	0	0.1	20.7	0.0	0.0	0.0	0	
SVP-08-10	12/17/2024	1125	-0.24	0.0	0	0.1	20.8	0.0	0.0	0.0	0	
SVP-08-10	12/19/2024	1415	-0.24	0.0	0	0.2	20.9	0.0	0.0	0.0	0	
SVP-08-10	12/24/2024	1030	-0.24	0.0	0	0.2	20.8	0.0	0.0	0.0	0	
SVP-08-10	12/26/2024	1200	-0.24	0.0	0	0.2	20.8	0.0	0.0	0.0	0	
SVP-08-10	12/31/2024	1128	-0.36	0.0	0	0.1	20.8	0.0	0.0	0.0	0	
SVP-08-20	7/24/2024	1005	-0.47	0.0	0	0.6	20.3	0.0	0.0	0.0	0	
SVP-08-20	7/31/2024	0843	-0.40	0.0	0	0.5	20.7	0.0	0.0	0.0	0	
SVP-08-20	8/8/2024	1211	0.00	0.0	0	0.8	20.4	0.0	0.0	0.0	0	SEE system was shut down 8/7/2024 for maintenance.
SVP-08-20	8/16/2024	1149	0.00	0.0	0	0.8	20.0	0.0	0.0	0.0	0	SEE system was shut down 8/7/2024 for maintenance.
SVP-08-20	8/21/2024	1251	-0.57	0.0	0	0.8	20.2	0.0	0.0	0.0	0	
SVP-08-20	8/28/2024	0848	-0.32	0.0	0	0.9	20.4	0.0	0.0	0.0	0	SEE system was shut down 8/25/2024 for maintenance.
SVP-08-20	9/4/2024	0756	-0.71	0.0	0	0.8	20.4	0.0	0.0	0.0	0	
SVP-08-20	9/11/2024	1109	-0.44	0.0	0	0.5	20.6	0.0	0.0	0.0	0	
SVP-08-20	9/18/2024	0846	-0.55	0.0	0	0.4	20.7	0.0	0.0	0.0	0	
SVP-08-20	9/25/2024	0811	-0.62	0.0	0	0.4	20.6	0.0	0.0	0.0	0	
SVP-08-20	10/2/2024	1039	-0.38	0.0	0	0.5	20.5	0.0	0.0	0.0	0	
SVP-08-20	10/8/2024	0758	-0.53	0.0	0	0.4	20.6	0.0	0.0	0.0	0	
SVP-08-20	10/10/2024	0954	-0.46	0.0	0	0.4	20.7	0.0	0.0	0.0	0	
SVP-08-20	10/15/2024	0741	-0.54	0.0	0	0.5	20.6	0.0	0.0	0.0	0	
SVP-08-20	10/17/2024	0832	-0.41	0.0	0	0.6	20.5	0.0	0.0	0.0	0	
SVP-08-20	10/22/2024	0826	-0.19	0.0	0	0.5	20.6	0.0	0.0	0.0	0	
SVP-08-20	10/24/2024	1116	-0.31	0.0	0	0.5	20.6	0.0	0.0	0.0	0	
SVP-08-20	10/29/2024	0839	-0.24	0.0	0	0.5	20.5	0.0	0.0	0.0	0	
SVP-08-20	10/31/2024	0835	-0.34	0.0	0	0.5	20.6	0.0	0.0	0.0	0	
SVP-08-20	11/5/2024	1119	0.00	0.0	0	0.5	20.3	0.0	0.0	0.0	0	
SVP-08-20	11/7/2024	0936	-0.49	0.0	0	0.5	20.3	0.0	0.0	0.0	0	
SVP-08-20	11/12/2024	0731	-0.48	0.0	0	0.5	20.3	0.0	0.0	0.0	0	
SVP-08-20	11/14/2024	0743	-0.50	0.0	0	0.5	20.3	0.0	0.0	0.0	0	
SVP-08-20	11/19/2024	0744	-0.47	0.0	0	0.5	20.3	0.0	0.0	0.0	0	
SVP-08-20	11/21/2024	1258	0.00	0.0	0	0.5	20.5	0.0	0.0	0.0	0	
SVP-08-20	11/26/2024	0926	-0.49	0.0	0	0.5	20.5	0.0	0.0	0.0	0	
SVP-08-20	11/27/2024	0857	-0.29	0.0	0	0.5	20.6	0.0	0.0	0.0	0	
SVP-08-20	12/3/2024	1408	-0.41	0.0	0	0.5	20.6	0.0	0.0	0.0	0	
SVP-08-20	12/6/2024	1341	-0.25	0.0	0	0.5	20.5	0.0	0.0	0.0	0	
SVP-08-20	12/10/2024	1320	-0.30	0.0	0	0.5	20.6	0.0	0.0	0.0	0	
SVP-08-20	12/12/2024	1029	-0.53	0.0	0	0.4	20.7	0.0	0.0	0.0	0	
SVP-08-20	12/17/2024	1125	-0.29	0.0	0	0.4	20.7	0.0	0.0	0.0	0	
SVP-08-20	12/19/2024	1416	-0.27	0.0	0	0.4	20.7	0.0	0.0	0.0	0	
SVP-08-20	12/24/2024	1030	-0.25	0.0	0	0.3	20.7	0.0	0.0	0.0	0	
SVP-08-20	12/26/2024	1200	-0.25	0.0	0	0.4	20.6	0.0	0.0	0.0	0	
SVP-08-20	12/31/2024	1129	-0.39	0.0	0	0.3	20.6	0.0	0.0	0.0	0	

**ATTACHMENT C
SVP FIELD-SCREENED TEDLAR® BAG RESULTS**

Location	Sample Date	Sample Time (24-Hour)	Vacuum/ Pressure Reading (Inches of H ₂ O)	Fixed Gases				Soil Vapor Concentrations				Comments
				CH ₄ (%)	LEL (%)	CO ₂ (%)	O ₂ (%)	PID (ppmv)	THC (ppmv)	CH ₄ (ppmv)	PHC (ppmv)	
SVP-08-30	7/24/2024	1006	-0.60	0.0	0	1.4	19.6	0.0	0.0	0.0	0	
SVP-08-30	7/24/2024	1006	NM	0.0	0	1.4	19.6	0.0	0.0	0.0	0	Duplicate sample.
SVP-08-30	7/31/2024	0844	-0.46	0.0	0	1.4	20.1	0.0	0.0	0.0	0	
SVP-08-30	8/8/2024	1212	-0.09	0.0	0	1.3	20.0	0.0	0.0	0.0	0	SEE system was shut down 8/7/2024 for maintenance.
SVP-08-30	8/16/2024	1150	0.00	0.0	0	1.5	19.5	0.0	0.0	0.0	0	SEE system was shut down 8/7/2024 for maintenance.
SVP-08-30	8/21/2024	1252	-0.60	0.0	0	1.1	19.7	0.0	0.0	0.0	0	
SVP-08-30	8/28/2024	0849	-0.34	0.0	0	1.3	19.7	0.0	0.0	0.0	0	SEE system was shut down 8/25/2024 for maintenance.
SVP-08-30	9/4/2024	0757	-0.76	0.0	0	1.5	20.0	0.0	0.0	0.0	0	
SVP-08-30	9/11/2024	1110	-0.46	0.0	0	0.9	20.3	0.0	0.0	0.0	0	
SVP-08-30	9/18/2024	0847	-0.57	0.0	0	1.0	20.2	0.0	0.0	0.0	0	
SVP-08-30	9/25/2024	0812	-0.64	0.0	0	0.9	20.3	0.0	0.0	0.0	0	
SVP-08-30	10/2/2024	1040	-0.37	0.0	0	1.0	20.0	0.0	0.0	0.0	0	
SVP-08-30	10/8/2024	0759	-0.56	0.0	0	0.8	20.2	0.0	0.0	0.0	0	
SVP-08-30	10/8/2024	0759	NM	0.0	0	0.9	20.2	0.0	0.0	0.0	0	Duplicate sample.
SVP-08-30	10/10/2024	0955	-0.45	0.0	0	0.9	20.3	0.0	0.0	0.0	0	
SVP-08-30	10/15/2024	0742	-0.54	0.0	0	1.0	20.2	0.0	0.0	0.0	0	
SVP-08-30	10/17/2024	0833	-0.42	0.0	0	1.0	20.1	0.0	0.0	0.0	0	
SVP-08-30	10/22/2024	0827	-0.20	0.0	0	1.3	20.1	0.0	0.0	0.0	0	
SVP-08-30	10/22/2024	0827	NM	0.0	0	0.9	20.1	0.0	0.0	0.0	0	Duplicate sample.
SVP-08-30	10/24/2024	1117	-0.38	0.0	0	1.0	20.1	0.0	0.0	0.0	0	
SVP-08-30	10/29/2024	0840	-0.25	0.0	0	0.9	20.1	0.0	0.0	0.0	0	
SVP-08-30	10/29/2024	0840	NM	0.0	0	0.9	20.1	0.0	0.0	0.0	0	Duplicate sample.
SVP-08-30	10/31/2024	0836	-0.39	0.0	0	1.0	20.2	0.0	0.0	0.0	0	
SVP-08-30	11/5/2024	1120	0.00	0.0	0	1.0	19.9	0.0	0.0	0.0	0	
SVP-08-30	11/7/2024	0937	-0.53	0.0	0	1.0	19.9	0.0	0.0	0.0	0	
SVP-08-30	11/12/2024	0732	-0.50	0.0	0	1.0	19.9	0.0	0.0	0.0	0	
SVP-08-30	11/14/2024	0744	-0.52	0.0	0	1.0	19.8	0.0	0.0	0.0	0	
SVP-08-30	11/19/2024	0745	-0.49	0.0	0	1.0	19.8	0.0	0.0	0.0	0	
SVP-08-30	11/21/2024	1259	0.00	0.0	0	1.0	20.0	0.0	0.0	0.0	0	
SVP-08-30	11/26/2024	0927	-0.37	0.0	0	1.0	20.0	0.0	0.0	0.0	0	
SVP-08-30	11/27/2024	0857	-0.30	0.0	0	0.7	20.3	0.0	0.0	0.0	0	
SVP-08-30	12/3/2024	1408	-0.42	0.0	0	1.0	20.1	0.0	0.0	0.0	0	
SVP-08-30	12/6/2024	1342	-0.26	0.0	0	1.0	20.0	0.0	0.0	0.0	0	
SVP-08-30	12/10/2024	1320	-0.29	0.0	0	0.1	20.8	0.0	0.0	0.0	0	
SVP-08-30	12/12/2024	1030	-0.40	0.0	0	0.9	20.2	0.0	0.0	0.0	0	
SVP-08-30	12/17/2024	1125	-0.27	0.0	0	0.9	20.3	0.0	0.0	0.0	0	
SVP-08-30	12/19/2024	1417	-0.28	0.0	0	0.8	20.2	0.0	0.0	0.0	0	
SVP-08-30	12/24/2024	1030	-0.28	0.0	0	0.8	20.1	0.0	0.0	0.0	0	
SVP-08-30	12/26/2024	1200	-0.26	0.0	0	0.8	20.1	0.0	0.0	0.0	0	
SVP-08-30	12/31/2024	1130	-0.37	0.0	0	0.8	20.1	0.0	0.0	0.0	0	

**ATTACHMENT C
SVP FIELD-SCREENED TEDLAR® BAG RESULTS**

Location	Sample Date	Sample Time (24-Hour)	Vacuum/ Pressure Reading (Inches of H ₂ O)	Fixed Gases				Soil Vapor Concentrations				Comments
				CH ₄ (%)	LEL (%)	CO ₂ (%)	O ₂ (%)	PID (ppmv)	THC (ppmv)	CH ₄ (ppmv)	PHC (ppmv)	
SVP-09-10	7/24/2024	0942	-1.32	0.0	0	0.5	20.4	0.0	0.0	0.0	0	
SVP-09-10	7/24/2024	0942	NM	0.0	0	0.5	20.4	0.0	0.0	0.0	0	Duplicate sample.
SVP-09-10	7/31/2024	0853	0.00	0.0	0	0.5	20.6	0.0	0.0	0.0	0	
SVP-09-10	8/8/2024	1315	NM	0.0	0	0.6	20.3	0.0	0.0	0.0	0	SEE system was shut down 8/7/2024 for maintenance.
SVP-09-10	8/8/2024	1315	NM	0.0	0	0.6	20.2	0.0	0.0	0.0	0	Duplicate sample. SEE system was shut down 8/7/2024 for maintenance.
SVP-09-10	8/16/2024	1113	0.00	0.0	0	0.8	20.1	0.0	0.0	0.0	0	SEE system was shut down 8/7/2024 for maintenance.
SVP-09-10	8/21/2024	1305	-0.94	0.0	0	0.6	20.4	0.0	0.0	0.0	0	
SVP-09-10	8/28/2024	0908	-0.41	0.0	0	0.7	20.7	0.0	0.0	0.0	0	SEE system was shut down 8/25/2024 for maintenance.
SVP-09-10	9/4/2024	0805	-1.08	0.0	0	0.4	20.8	0.0	0.0	0.0	0	
SVP-09-10	9/11/2024	1122	-0.73	0.0	0	0.2	20.8	0.0	0.0	0.0	0	
SVP-09-10	9/18/2024	0855	-0.64	0.0	0	0.2	20.8	0.0	0.0	0.0	0	
SVP-09-10	9/25/2024	0835	-0.89	0.0	0	0.2	20.7	0.0	0.0	0.0	0	
SVP-09-10	10/2/2024	1031	-0.57	0.0	0	0.3	20.6	0.0	0.0	0.0	0	
SVP-09-10	10/8/2024	0806	-0.86	0.0	0	0.3	20.8	0.0	0.0	0.0	0	
SVP-09-10	10/10/2024	0943	-0.78	0.0	0	0.2	20.8	0.0	0.0	0.0	0	
SVP-09-10	10/15/2024	0746	-0.75	0.0	0	0.3	20.8	0.0	0.0	0.0	0	
SVP-09-10	10/17/2024	0825	-0.69	0.0	0	0.3	20.7	0.0	0.0	0.0	0	
SVP-09-10	10/22/2024	0845	-0.26	0.0	0	0.3	20.7	0.0	0.0	0.0	0	
SVP-09-10	10/24/2024	1108	-0.24	0.0	0	0.3	20.7	0.0	0.0	0.0	0	
SVP-09-10	10/29/2024	0845	-0.34	0.0	0	0.3	20.6	0.0	0.0	0.0	0	
SVP-09-10	10/31/2024	0839	-0.47	0.0	0	0.3	20.7	0.0	0.0	0.0	0	
SVP-09-10	11/5/2024	1105	-0.31	0.0	0	0.3	20.6	0.0	0.0	0.0	0	
SVP-09-10	11/7/2024	0925	-0.70	0.0	0	0.3	20.5	0.0	0.0	0.0	0	
SVP-09-10	11/12/2024	0737	-0.69	0.0	0	0.3	20.7	0.0	0.0	0.0	0	
SVP-09-10	11/14/2024	0748	-0.46	0.0	0	0.3	20.3	0.0	0.0	0.0	0	
SVP-09-10	11/19/2024	0748	-0.29	0.0	0	0.3	20.4	0.0	0.0	0.0	0	
SVP-09-10	11/21/2024	1315	0.0	0.0	0	0.3	20.7	0.0	0.0	0.0	0	
SVP-09-10	11/26/2024	0915	-0.48	0.0	0	0.3	20.7	0.0	0.0	0.0	0	
SVP-09-10	11/27/2024	0903	-0.51	0.0	0	0.3	20.7	0.0	0.0	0.0	0	
SVP-09-10	12/3/2024	1357	-0.65	0.0	0	0.3	20.7	0.0	0.0	0.0	0	
SVP-09-10	12/6/2024	1325	-0.33	0.0	0	0.3	20.6	0.0	0.0	0.0	0	
SVP-09-10	12/10/2024	1247	-0.39	0.0	0	0.2	20.7	0.0	0.0	0.0	0	
SVP-09-10	12/12/2024	1010	-0.43	0.0	0	0.2	20.8	0.0	0.0	0.0	0	
SVP-09-10	12/17/2024	1110	-0.65	0.0	0	0.2	20.8	0.0	0.0	0.0	0	
SVP-09-10	12/19/2024	1426	-0.26	0.0	0	0.2	20.8	0.0	0.0	0.0	0	
SVP-09-10	12/24/2024	1020	-0.37	0.0	0	0.2	20.6	0.0	0.0	0.0	0	
SVP-09-10	12/26/2024	1140	-0.35	0.0	0	0.3	20.6	0.0	0.0	0.0	0	
SVP-09-10	12/31/2024	1115	-0.58	0.0	0	0.2	20.7	0.0	0.0	0.0	0	
SVP-09-20	7/24/2024	0943	-0.72	0.0	0	1.2	19.9	0.0	0.0	0.0	0	
SVP-09-20	7/31/2024	0854	-0.49	0.0	0	1.1	20.3	0.0	0.0	0.0	0	
SVP-09-20	8/8/2024	1316	0.00	0.0	0	1.0	20.0	0.0	0.0	0.0	0	SEE system was shut down 8/7/2024 for maintenance.
SVP-09-20	8/16/2024	1114	0.00	0.0	0	1.1	19.8	0.0	0.0	0.0	0	SEE system was shut down 8/7/2024 for maintenance.
SVP-09-20	8/21/2024	1306	-0.99	0.0	0	1.1	19.7	0.0	0.0	0.0	0	
SVP-09-20	8/28/2024	0909	-0.42	0.0	0	1.1	20.2	0.0	0.0	0.0	0	SEE system was shut down 8/25/2024 for maintenance.

ATTACHMENT C
SVP FIELD-SCREENED TEDLAR® BAG RESULTS

Location	Sample Date	Sample Time (24-Hour)	Vacuum/ Pressure Reading (Inches of H ₂ O)	Fixed Gases				Soil Vapor Concentrations				Comments
				CH ₄ (%)	LEL (%)	CO ₂ (%)	O ₂ (%)	PID (ppmv)	THC (ppmv)	CH ₄ (ppmv)	PHC (ppmv)	
SVP-09-20	9/4/2024	0806	-1.14	0.0	0	1.3	20.1	0.0	0.0	0.0	0	
SVP-09-20	9/11/2024	1123	-0.61	0.0	0	0.8	20.6	0.0	0.0	0.0	0	
SVP-09-20	9/18/2024	0856	-0.68	0.0	0	0.8	20.4	0.0	0.0	0.0	0	
SVP-09-20	9/25/2024	0836	-0.92	0.0	0	0.7	20.4	0.0	0.0	0.0	0	
SVP-09-20	10/2/2024	1032	-0.60	0.0	0	0.7	20.3	0.0	0.0	0.0	0	
SVP-09-20	10/8/2024	0807	-0.80	0.0	0	0.6	20.4	0.0	0.0	0.0	0	
SVP-09-20	10/10/2024	0944	-0.67	0.0	0	0.6	20.6	0.0	0.0	0.0	0	
SVP-09-20	10/10/2024	0944	NM	0.0	0	0.6	20.4	0.0	0.0	0.0	0	Duplicate sample.
SVP-09-20	10/15/2024	0747	-0.80	0.0	0	0.7	20.4	0.0	0.0	0.0	0	
SVP-09-20	10/15/2024	0747	NM	0.0	0	0.7	20.4	0.0	0.0	0.0	0	Duplicate sample.
SVP-09-20	10/17/2024	0826	-0.67	0.0	0	0.7	20.4	0.0	0.0	0.0	0	
SVP-09-20	10/22/2024	0846	-0.27	0.0	0	0.6	20.5	0.0	0.0	0.0	0	
SVP-09-20	10/24/2024	1109	-0.47	0.0	0	0.7	20.5	0.0	0.0	0.0	0	
SVP-09-20	10/29/2024	0846	-0.37	0.0	0	0.6	20.4	0.0	0.0	0.0	0	
SVP-09-20	10/29/2024	0846	NM	0.0	0	0.6	20.4	0.0	0.0	0.0	0	Duplicate sample.
SVP-09-20	10/31/2024	0840	-0.47	0.0	0	0.6	20.5	0.0	0.0	0.0	0	
SVP-09-20	11/5/2024	1106	-0.15	0.0	0	0.7	20.3	0.0	0.0	0.0	0	
SVP-09-20	11/7/2024	0926	-0.74	0.0	0	0.7	20.3	0.0	0.0	0.0	0	
SVP-09-20	11/7/2024	0926	NM	0.0	0	0.7	20.3	0.0	0.0	0.0	0	Duplicate sample.
SVP-09-20	11/12/2024	0738	-0.67	0.0	0	0.7	20.3	0.0	0.0	0.0	0	
SVP-09-20	11/14/2024	0749	-0.74	0.0	0	0.7	20.2	0.0	0.0	0.0	0	
SVP-09-20	11/19/2024	0749	-0.58	0.0	0	0.6	20.2	0.0	0.0	0.0	0	
SVP-09-20	11/21/2024	1316	0.0	0.0	0	0.7	20.1	0.0	0.0	0.0	0	
SVP-09-20	11/26/2024	0916	-0.86	0.0	0	0.7	20.3	0.0	0.0	0.0	0	
SVP-09-20	11/27/2024	0903	-0.16	0.0	0	0.6	20.4	0.0	0.0	0.0	0	
SVP-09-20	12/3/2024	1357	-1.22	0.0	0	0.6	20.5	0.0	0.0	0.0	0	
SVP-09-20	12/6/2024	1326	-0.37	0.0	0	0.7	20.3	0.0	0.0	0.0	0	
SVP-09-20	12/10/2024	1247	-0.47	0.0	0	0.4	20.6	0.0	0.0	0.0	0	
SVP-09-20	12/12/2024	1011	-1.22	0.0	0	0.6	20.5	0.0	0.0	0.0	0	
SVP-09-20	12/17/2024	1110	-0.65	0.0	0	0.6	20.5	0.0	0.0	0.0	0	
SVP-09-20	12/19/2024	1427	-0.54	0.0	0	0.6	20.5	0.0	0.0	0.0	0	
SVP-09-20	12/24/2024	1020	-0.44	0.0	0	0.6	20.3	0.0	0.0	0.0	0	
SVP-09-20	12/26/2024	1140	-0.36	0.0	0	0.6	20.3	0.0	0.0	0.0	0	
SVP-09-20	12/31/2024	1116	-0.74	0.0	0	0.5	20.4	0.0	0.0	0.0	0	
SVP-09-30	7/24/2024	0944	-0.74	0.0	0	1.0	20.0	0.0	0.0	0.0	0	
SVP-09-30	7/31/2024	0855	-0.29	0.0	0	1.4	20.0	0.0	0.0	0.0	0	
SVP-09-30	8/8/2024	1317	0.00	0.0	0	1.4	19.6	0.0	0.0	0.0	0	SEE system was shut down 8/7/2024 for maintenance.
SVP-09-30	8/16/2024	1115	0.00	0.0	0	1.6	19.4	0.0	0.0	0.0	0	SEE system was shut down 8/7/2024 for maintenance.
SVP-09-30	8/21/2024	1307	-1.03	0.0	0	1.5	19.5	0.0	0.0	0.0	0	
SVP-09-30	8/28/2024	0910	-0.44	0.0	0	1.2	19.9	0.2	0.0	0.0	0	SEE system was shut down 8/25/2024 for maintenance.
SVP-09-30	9/4/2024	0807	-1.17	0.0	0	1.4	20.0	0.3	0.0	0.0	0	
SVP-09-30	9/11/2024	1124	-0.66	0.0	0	1.4	20.1	0.0	0.0	0.0	0	
SVP-09-30	9/11/2024	1124	NM	0.0	0	1.4	20.1	0.0	0.0	0.0	0	Duplicate sample.
SVP-09-30	9/18/2024	0857	-0.71	0.0	0	1.2	20.2	0.0	0.0	0.0	0	
SVP-09-30	9/25/2024	0837	-0.94	0.0	0	1.0	20.2	0.0	0.0	0.0	0	

**ATTACHMENT C
SVP FIELD-SCREENED TEDLAR® BAG RESULTS**

Location	Sample Date	Sample Time (24-Hour)	Vacuum/ Pressure Reading (Inches of H ₂ O)	Fixed Gases				Soil Vapor Concentrations				Comments
				CH ₄ (%)	LEL (%)	CO ₂ (%)	O ₂ (%)	PID (ppmv)	THC (ppmv)	CH ₄ (ppmv)	PHC (ppmv)	
SVP-09-30	10/2/2024	1033	-0.59	0.0	0	1.0	20.2	0.0	0.0	0.0	0	
SVP-09-30	10/8/2024	0808	-0.84	0.0	0	0.7	20.3	0.0	0.0	0.0	0	
SVP-09-30	10/8/2024	0808	NM	0.0	0	0.8	20.3	0.0	0.0	0.0	0	Duplicate sample.
SVP-09-30	10/10/2024	0945	-0.72	0.0	0	0.8	20.2	0.0	0.0	0.0	0	
SVP-09-30	10/15/2024	0748	-0.80	0.0	0	0.9	20.2	0.0	0.0	0.0	0	
SVP-09-30	10/17/2024	0827	-0.74	0.0	0	1.0	20.1	0.0	0.0	0.0	0	
SVP-09-30	10/22/2024	0847	-0.29	0.0	0	0.9	20.2	0.0	0.0	0.0	0	
SVP-09-30	10/24/2024	1110	-0.51	0.0	0	0.9	20.1	0.0	0.0	0.0	0	
SVP-09-30	10/29/2024	0847	-0.34	0.0	0	1.0	20.0	0.0	0.0	0.0	0	
SVP-09-30	10/31/2024	0841	-0.49	0.0	0	1.0	20.0	0.0	0.0	0.0	0	
SVP-09-30	11/5/2024	1107	-0.16	0.0	0	1.2	19.8	0.7	2.6	1.7	0.9	
SVP-09-30	11/7/2024	0927	-1.30	0.0	0	1.2	19.7	0.0	0.0	0.0	0	
SVP-09-30	11/12/2024	0739	-0.50	0.0	0	1.2	19.9	0.0	0.0	0.0	0	
SVP-09-30	11/14/2024	0750	-0.92	0.0	0	1.2	19.7	0.0	0.0	0.0	0	
SVP-09-30	11/19/2024	0750	-0.72	0.0	0	1.2	19.5	0.0	0.0	0.0	0	
SVP-09-30	11/21/2024	1317	0.0	0.0	0	1.2	19.9	0.0	0.0	0.0	0	
SVP-09-30	11/26/2024	0917	-0.48	0.0	0	1.2	19.8	0.0	0.0	0.0	0	
SVP-09-30	11/27/2024	0903	-0.66	0.0	0	1.2	19.7	0.0	0.0	0.0	0	
SVP-09-30	12/3/2024	1357	-0.48	0.0	0	1.2	19.8	0.0	0.0	0.0	0	
SVP-09-30	12/6/2024	1327	-0.22	0.0	0	1.3	19.6	0.0	0.0	0.0	0	
SVP-09-30	12/10/2024	1247	-0.15	0.0	0	1.3	19.8	0.0	0.0	0.0	0	
SVP-09-30	12/12/2024	1012	-1.38	0.0	0	1.1	19.9	0.0	0.0	0.0	0	
SVP-09-30	12/17/2024	1110	-0.41	0.0	0	1.2	19.9	0.0	0.0	0.0	0	
SVP-09-30	12/19/2024	1428	-0.33	0.0	0	1.1	19.7	0.0	0.0	0.0	0	
SVP-09-30	12/24/2024	1020	-0.82	0.0	0	1.1	19.7	0.0	0.0	0.0	0	
SVP-09-30	12/26/2024	1140	-0.21	0.0	0	1.1	19.7	0.0	0.0	0.0	0	
SVP-09-30	12/31/2024	1117	-0.39	0.0	0	1.1	19.8	0.0	0.0	0.0	0	
SVP-10-10	7/24/2024	0938	NM	NM	NM	NM	NM	NM	NM	NM	NM	Vehicle parked on well vault. Could not access.
SVP-10-10	7/31/2024	0900	NM	NM	NM	NM	NM	NM	NM	NM	NM	Vehicle parked on well vault. Could not access.
SVP-10-10	8/8/2024	1311	NM	NM	NM	NM	NM	NM	NM	NM	NM	Vehicle parked on well vault. Could not access.
SVP-10-10	8/16/2024	1100	NM	NM	NM	NM	NM	NM	NM	NM	NM	Vehicle parked on well vault. Could not access.
SVP-10-10	8/21/2024	1315	NM	NM	NM	NM	NM	NM	NM	NM	NM	Vehicle parked on well vault. Could not access.
SVP-10-10	8/28/2024	0927	-0.42	0.0	0	0.4	20.7	10.1	24.9	0.0	24.9	SEE system was shut down 8/25/2024 for maintenance.
SVP-10-10	8/28/2024	1400	NM	0.0	0	0.4	20.5	10.8	32.7	32.7	0	Confirmation sample. Analytical sample was triggered. SEE system was shut down 8/25/2024 for maintenance.
SVP-10-10	9/4/2024	0818	-0.95	0.0	0	0.2	20.7	4.2	13.5	0.0	13.5	
SVP-10-10	9/4/2024	1430	NM	0.0	0	0.2	20.7	10.4	17.0	2.7	14.3	Confirmation sample. Analytical sample was triggered.
SVP-10-10	9/11/2024	1140	-0.60	0.0	0	0.1	20.8	5.4	14.7	3.2	11.5	
SVP-10-10	9/11/2024	1430	NM	0.0	0	0.1	20.8	0.0	0.0	0.0	0	Confirmation sample. Silicone sample tubing in vault was replaced prior to collecting sample.
SVP-10-10	9/18/2024	0915	-0.76	0.0	0	0.1	20.8	0.0	0.0	0.0	0	
SVP-10-10	9/25/2024	0850	-0.95	0.0	0	0.2	20.7	0.0	0.0	0.0	0	
SVP-10-10	10/2/2024	1023	-0.35	0.0	0	0.1	20.9	0.0	0.0	0.0	0	
SVP-10-10	10/8/2024	0814	-1.14	0.0	0	0.2	20.8	0.0	0.0	0.0	0	
SVP-10-10	10/10/2024	0935	-0.30	0.0	0	0.1	20.8	0.0	0.0	0.0	0	
SVP-10-10	10/15/2024	0756	-0.45	0.0	0	0.1	20.9	0.0	0.0	0.0	0	

**ATTACHMENT C
SVP FIELD-SCREENED TEDLAR® BAG RESULTS**

Location	Sample Date	Sample Time (24-Hour)	Vacuum/ Pressure Reading (Inches of H ₂ O)	Fixed Gases				Soil Vapor Concentrations				Comments
				CH ₄ (%)	LEL (%)	CO ₂ (%)	O ₂ (%)	PID (ppmv)	THC (ppmv)	CH ₄ (ppmv)	PHC (ppmv)	
SVP-10-10	10/17/2024	0822	-1.17	0.0	0	0.1	20.8	0.0	0.0	0.0	0	
SVP-10-10	10/22/2024	0905	0.00	0.0	0	0.1	20.8	0.0	0.0	0.0	0	
SVP-10-10	10/24/2024	1055	-0.11	0.0	0	0.1	20.8	0.0	0.0	0.0	0	
SVP-10-10	10/24/2024	1055	NM	0.0	0	0.1	20.8	0.0	0.0	0.0	0	Duplicate sample.
SVP-10-10	10/29/2024	0852	0.00	0.0	0	0.1	20.8	0.0	0.0	0.0	0	
SVP-10-10	10/31/2024	0844	-0.58	0.0	0	0.1	20.8	0.0	0.0	0.0	0	
SVP-10-10	11/5/2024	1052	-0.35	0.0	0	0.2	20.4	0.0	0.0	0.0	0	
SVP-10-10	11/7/2024	0918	0.00	0.0	0	0.3	20.7	0.0	0.0	0.0	0	
SVP-10-10	11/12/2024	0744	-0.79	0.0	0	0.2	20.8	0.0	0.0	0.0	0	
SVP-10-10	11/14/2024	0753	-0.42	0.0	0	0.2	20.6	0.0	0.0	0.0	0	
SVP-10-10	11/19/2024	0754	-0.50	0.0	0	0.2	20.6	0.0	0.0	0.0	0	
SVP-10-10	11/21/2024	1345	-1.5	0.0	0	0.1	20.8	0.0	0.0	0.0	0	
SVP-10-10	11/26/2024	0910	0.37	0.0	0	0.2	20.8	0.0	0.0	0.0	0	
SVP-10-10	11/26/2024	0910	NM	0.0	0	0.2	20.8	0.0	0.0	0.0	0	Duplicate sample.
SVP-10-10	11/27/2024	0915	-0.35	0.0	0	0.2	20.8	0.0	0.0	0.0	0	
SVP-10-10	12/3/2024	1345	-0.53	0.0	0	0.1	20.8	0.0	0.0	0.0	0	
SVP-10-10	12/6/2024	1250	-0.56	0.0	0	0.1	20.7	0.0	0.0	0.0	0	
SVP-10-10	12/10/2024	1227	-0.51	0.0	0	0.1	20.8	0.0	0.0	0.0	0	
SVP-10-10	12/12/2024	0956	-2.70	0.0	0	0.1	20.9	0.0	0.0	0.0	0	
SVP-10-10	12/17/2024	1100	-0.59	0.0	0	0.1	20.8	0.0	0.0	0.0	0	
SVP-10-10	12/19/2024	1427	-0.55	0.0	0	0.1	20.9	0.0	0.0	0.0	0	
SVP-10-10	12/24/2024	1010	-0.34	0.0	0	0.2	20.6	0.0	0.0	0.0	0	
SVP-10-10	12/26/2024	1125	0.00	0.0	0	0.2	20.7	0.0	0.0	0.0	0	
SVP-10-10	12/31/2024	1100	-0.31	0.0	0	0.1	20.8	0.0	0.0	0.0	0	
SVP-10-20	7/24/2024	0938	NM	NM	NM	NM	NM	NM	NM	NM	NM	Vehicle parked on well vault. Could not access.
SVP-10-20	7/31/2024	0900	NM	NM	NM	NM	NM	NM	NM	NM	NM	Vehicle parked on well vault. Could not access.
SVP-10-20	8/8/2024	1311	NM	NM	NM	NM	NM	NM	NM	NM	NM	Vehicle parked on well vault. Could not access.
SVP-10-20	8/16/2024	1100	NM	NM	NM	NM	NM	NM	NM	NM	NM	Vehicle parked on well vault. Could not access.
SVP-10-20	8/21/2024	1315	NM	NM	NM	NM	NM	NM	NM	NM	NM	Vehicle parked on well vault. Could not access.
SVP-10-20	8/28/2024	0928	-0.88	0.0	0	1.7	19.5	8.2	22.9	0.0	22.9	SEE system was shut down 8/25/2024 for maintenance.
SVP-10-20	8/28/2024	1401	NM	0.0	0	1.8	19.2	10.8	35.9	0.0	35.9	Confirmation sample. Analytical sample was triggered. SEE system was shut down 8/25/2024 for maintenance.
SVP-10-20	9/4/2024	0819	-1.49	0.0	0	1.9	19.6	3.8	10.2	0.0	10.2	
SVP-10-20	9/4/2024	1430	NM	0.0	0	1.7	19.8	11.3	15	1.5	13.5	Confirmation sample. Analytical sample was triggered.
SVP-10-20	9/11/2024	1141	-0.90	0.0	0	1.3	20.1	6.3	17.1	1.1	16	
SVP-10-20	9/11/2024	1429	NM	0.0	0	1.3	20.1	0.0	0.0	0.0	0	Confirmation sample. Silicone sample tubing in vault was replaced prior to collecting sample.
SVP-10-20	9/18/2024	0916	-1.22	0.0	0	1.1	20.3	0.0	0.0	0.0	0	
SVP-10-20	9/18/2024	0916	NM	0.0	0	1.1	20.3	0.0	0.0	0.0	0	Duplicate sample.
SVP-10-20	9/25/2024	0851	-1.30	0.0	0	0.9	20.4	0.0	0.0	0.0	0	
SVP-10-20	10/2/2024	1024	-0.88	0.0	0	0.8	20.4	0.0	0.0	0.0	0	
SVP-10-20	10/8/2024	0815	-1.19	0.0	0	0.7	20.3	0.0	0.0	0.0	0	
SVP-10-20	10/10/2024	0936	-1.04	0.0	0	0.7	20.3	0.0	0.0	0.0	0	
SVP-10-20	10/15/2024	0757	-1.25	0.0	0	0.7	20.4	0.0	0.0	0.0	0	
SVP-10-20	10/17/2024	0823	-1.28	0.0	0	0.8	20.2	0.0	0.0	0.0	0	
SVP-10-20	10/22/2024	0906	-0.33	0.0	0	0.7	20.4	0.0	0.0	0.0	0	

ATTACHMENT C
SVP FIELD-SCREENED TEDLAR® BAG RESULTS

Location	Sample Date	Sample Time (24-Hour)	Vacuum/ Pressure Reading (Inches of H ₂ O)	Fixed Gases				Soil Vapor Concentrations				Comments
				CH ₄ (%)	LEL (%)	CO ₂ (%)	O ₂ (%)	PID (ppmv)	THC (ppmv)	CH ₄ (ppmv)	PHC (ppmv)	
SVP-10-20	10/24/2024	1056	-0.88	0.0	0	0.7	20.4	0.0	0.0	0.0	0	
SVP-10-20	10/29/2024	0853	-0.51	0.0	0	0.8	20.3	0.0	0.0	0.0	0	
SVP-10-20	10/31/2024	0845	-0.59	0.0	0	0.7	20.2	0.0	0.0	0.0	0	
SVP-10-20	11/5/2024	1053	-0.62	0.0	0	0.8	20.2	0.0	0.0	0.0	0	
SVP-10-20	11/7/2024	0919	-0.65	0.0	0	0.8	20.1	0.0	0.0	0.0	0	
SVP-10-20	11/12/2024	0745	-2.47	0.0	0	1.0	20.0	0.0	0.0	0.0	0	
SVP-10-20	11/14/2024	0754	-0.67	0.0	0	1.0	19.8	0.0	0.0	0.0	0	
SVP-10-20	11/19/2024	0755	-0.48	0.0	0	1.0	19.8	0.0	0.0	0.0	0	
SVP-10-20	11/21/2024	1346	-0.7	0.0	0	1.0	20.0	0.0	0.0	0.0	0	
SVP-10-20	11/26/2024	0911	-0.83	0.0	0	1.0	20.1	0.0	0.0	0.0	0	
SVP-10-20	11/27/2024	0915	-0.88	0.0	0	1.0	20.1	0.0	0.0	0.0	0	
SVP-10-20	12/3/2024	1345	-2.86	0.0	0	0.9	20.0	0.0	0.0	0.0	0	
SVP-10-20	12/6/2024	1251	-0.23	0.0	0	1.0	20.1	0.0	0.0	0.0	0	
SVP-10-20	12/10/2024	1227	-0.57	0.0	0	1.0	20.1	0.0	0.0	0.0	0	
SVP-10-20	12/12/2024	0957	-2.89	0.0	0	0.9	20.2	0.0	0.0	0.0	0	
SVP-10-20	12/17/2024	1100	-0.43	0.0	0	0.9	20.3	0.0	0.0	0.0	0	
SVP-10-20	12/19/2024	1438	-0.65	0.0	0	0.6	20.3	0.0	0.0	0.0	0	
SVP-10-20	12/24/2024	1010	-0.44	0.0	0	0.9	20.0	0.0	0.0	0.0	0	
SVP-10-20	12/26/2024	1125	-0.46	0.0	0	0.9	20.0	0.0	0.0	0.0	0	
SVP-10-20	12/31/2024	1101	-0.66	0.0	0	0.8	20.1	0.0	0.0	0.0	0	
SVP-10-30	7/24/2024	0938	NM	NM	NM	NM	NM	NM	NM	NM	NM	Vehicle parked on well vault. Could not access.
SVP-10-30	7/31/2024	0900	NM	NM	NM	NM	NM	NM	NM	NM	NM	Vehicle parked on well vault. Could not access.
SVP-10-30	8/8/2024	1311	NM	NM	NM	NM	NM	NM	NM	NM	NM	Vehicle parked on well vault. Could not access.
SVP-10-30	8/16/2024	1100	NM	NM	NM	NM	NM	NM	NM	NM	NM	Vehicle parked on well vault. Could not access.
SVP-10-30	8/21/2024	1315	NM	NM	NM	NM	NM	NM	NM	NM	NM	Vehicle parked on well vault. Could not access.
SVP-10-30	8/28/2024	0929	-0.66	0.0	0	2.3	18.6	11.7	29.4	0.0	29.4	SEE system was shut down 8/25/2024 for maintenance.
SVP-10-30	8/28/2024	0929	NM	0.0	0	2.2	18.6	11.2	30.3	0.0	30.3	Duplicate sample. SEE system was shut down 8/25/2024 for maintenance.
SVP-10-30	8/28/2024	1402	NM	0.0	0	2.0	18.8	13.8	33.7	0.0	33.7	Confirmation sample. Analytical sample was triggered. SEE system was shut down 8/25/2024 for maintenance.
SVP-10-30	9/4/2024	0820	-1.56	0.0	0	2.5	18.8	1.6	5.4	0.0	5.4	
SVP-10-30	9/4/2024	1430	NM	0.0	0	2.5	18.7	8.8	12.8	1.0	11.8	Confirmation sample. Analytical sample was triggered.
SVP-10-30	9/11/2024	1142	-0.95	0.0	0	2.5	19.1	7.2	18.0	0.0	18	
SVP-10-30	9/11/2024	1432	NM	0.0	0	1.3	20.0	0.0	0.0	0.0	0	Confirmation sample. Silicone sample tubing in vault was replaced prior to collecting sample.
SVP-10-30	9/18/2024	0917	-1.26	0.0	0	1.4	20.1	0.0	0.0	0.0	0	
SVP-10-30	9/25/2024	0852	-1.38	0.0	0	1.0	20.3	0.0	0.0	0.0	0	
SVP-10-30	10/2/2024	1025	-0.91	0.0	0	1.0	20.3	0.0	0.0	0.0	0	
SVP-10-30	10/8/2024	0816	-1.26	0.0	0	0.9	20.2	0.0	0.0	0.0	0	
SVP-10-30	10/8/2024	0816	NM	0.0	0	0.9	20.2	0.0	0.0	0.0	0	Duplicate sample.
SVP-10-30	10/10/2024	0937	-1.19	0.0	0	0.7	20.4	0.0	0.0	0.0	0	
SVP-10-30	10/15/2024	0758	-1.26	0.0	0	0.7	20.4	0.0	0.0	0.0	0	
SVP-10-30	10/17/2024	0824	-1.16	0.0	0	0.8	20.2	0.0	0.0	0.0	0	
SVP-10-30	10/22/2024	0907	-0.47	0.0	0	0.7	20.3	0.0	0.0	0.0	0	
SVP-10-30	10/24/2024	1057	-0.93	0.0	0	1.1	20.0	0.0	0.0	0.0	0	

**ATTACHMENT C
SVP FIELD-SCREENED TEDLAR® BAG RESULTS**

Location	Sample Date	Sample Time (24-Hour)	Vacuum/ Pressure Reading (Inches of H ₂ O)	Fixed Gases				Soil Vapor Concentrations				Comments
				CH ₄ (%)	LEL (%)	CO ₂ (%)	O ₂ (%)	PID (ppmv)	THC (ppmv)	CH ₄ (ppmv)	PHC (ppmv)	
SVP-10-30	10/29/2024	0854	0.00	0.0	0	0.6	20.4	0.0	0.0	0.0	0	
SVP-10-30	10/29/2024	0854	NM	0.0	0	0.6	20.4	0.0	0.0	0.0	0	Duplicate sample.
SVP-10-30	10/31/2024	0846	-0.67	0.0	0	0.9	20.0	0.0	0.0	0.0	0	
SVP-10-30	11/5/2024	1054	-0.98	0.0	0	0.7	20.2	0.0	4.7	3.9	0.8	
SVP-10-30	11/7/2024	0920	-0.82	0.0	0	0.9	20.2	0.0	0.0	0.0	0	
SVP-10-30	11/12/2024	0746	-1.47	0.0	0	1.0	20.1	0.0	0.0	0.0	0	
SVP-10-30	11/12/2024	0746	NM	0.0	0	1.0	20.1	0.0	0.0	0.0	0	Duplicate sample.
SVP-10-30	11/14/2024	0755	-0.69	0.0	0	1.1	19.8	0.0	0.0	0.0	0	
SVP-10-30	11/14/2024	0755	NM	0.0	0	1.1	19.9	0.0	0.0	0.0	0	Duplicate sample.
SVP-10-30	11/19/2024	0756	-6.63	0.0	0	1.0	20.1	0.0	0.8	0.7	0.1	
SVP-10-30	11/21/2024	1347	-4.5	0.0	0	1.0	20.1	0.0	0.0	0.0	0	
SVP-10-30	11/26/2024	0912	-4.24	0.0	0	1.5	19.6	0.1	6.0	6.0	0	
SVP-10-30	11/27/2024	0915	-0.85	0.0	0	0.8	20.2	0.0	2.9	2.8	0.1	
SVP-10-30	12/3/2024	1345	-2.96	0.0	0	1.1	20.0	0.0	3.8	3.8	0	
SVP-10-30	12/6/2024	1252	-0.24	0.0	0	1.1	19.8	0.0	5.5	5.3	0.2	
SVP-10-30	12/10/2024	1227	-0.79	0.0	0	1.0	20.1	0.0	5.3	4.6	0.7	
SVP-10-30	12/12/2024	0958	-0.63	0.0	0	1.1	19.9	0.0	3.6	3.4	0.2	
SVP-10-30	12/17/2024	1100	-1.56	0.0	0	1.2	19.9	0.1	3.9	3.6	0.3	
SVP-10-30	12/19/2024	1439	-1.55	0.0	0	0.8	20.2	0.0	3.9	3.6	0.3	
SVP-10-30	12/24/2024	1010	-0.46	0.0	0	1.0	19.7	0.0	4.0	3.7	0.3	
SVP-10-30	12/26/2024	1125	0.00	0.0	0	1.3	19.5	0.0	5.2	5.0	0.2	
SVP-10-30	12/31/2024	1102	-0.31	0.0	0	1.1	19.8	0.0	9.4	9.0	0.4	
SVP-11-10	7/24/2024	0935	-0.48	0.0	0	1.1	20.1	0.0	0.0	0.0	0	
SVP-11-10	7/31/2024	0859	-0.11	0.0	0	1.9	19.9	0.0	0.0	0.0	0	
SVP-11-10	8/8/2024	1230	0.00	0.0	0	1.1	20.1	0.0	0.0	0.0	0	SEE system was shut down 8/7/2024 for maintenance.
SVP-11-10	8/16/2024	1058	0.00	0.0	0	1.3	19.4	0.0	0.0	0.0	0	SEE system was shut down 8/7/2024 for maintenance.
SVP-11-10	8/16/2024	1058	NM	0.0	0	1.3	19.6	0.0	0.0	0.0	0	Duplicate sample. SEE system was shut down 8/7/2024 for maintenance.
SVP-11-10	8/21/2024	1315	-0.62	0.0	0	1.3	19.7	0.0	0.0	0.0	0	
SVP-11-10	8/28/2024	0944	-0.61	0.0	0	1.3	20.1	0.0	0.0	0.0	0	SEE system was shut down 8/25/2024 for maintenance.
SVP-11-10	9/4/2024	0832	-0.70	0.0	0	1.1	20.4	0.0	0.0	0.0	0	
SVP-11-10	9/4/2024	0832	NM	0.0	0	1.0	20.4	0.0	0.0	0.0	0	Duplicate sample.
SVP-11-10	9/11/2024	1158	-0.43	0.0	0	0.6	20.5	0.0	0.0	0.0	0	
SVP-11-10	9/18/2024	0930	-0.64	0.0	0	0.6	20.5	0.0	0.0	0.0	0	
SVP-11-10	9/25/2024	0907	-0.70	0.0	0	0.5	20.2	0.0	0.0	0.0	0	
SVP-11-10	10/2/2024	1009	-0.48	0.0	0	0.7	20.4	0.0	0.0	0.0	0	
SVP-11-10	10/8/2024	0825	-0.67	0.0	0	0.7	20.4	0.0	0.0	0.0	0	
SVP-11-10	10/10/2024	0927	-0.53	0.0	0	0.6	20.5	0.0	0.0	0.0	0	
SVP-11-10	10/15/2024	0803	-0.57	0.0	0	0.7	20.5	0.0	0.0	0.0	0	
SVP-11-10	10/17/2024	0815	-0.57	0.0	0	0.7	20.5	0.0	0.0	0.0	0	
SVP-11-10	10/17/2024	0815	NM	0.0	0	0.7	20.5	0.0	0.0	0.0	0	Duplicate sample.
SVP-11-10	10/22/2024	0925	-0.29	0.0	0	0.5	20.5	0.0	0.0	0.0	0	
SVP-11-10	10/22/2024	0925	NM	0.0	0	0.5	20.5	0.0	0.0	0.0	0	Duplicate sample.
SVP-11-10	10/24/2024	1045	0.00	0.0	0	0.5	20.5	0.0	0.0	0.0	0	
SVP-11-10	10/29/2024	0857	-0.20	0.0	0	0.5	20.5	0.0	0.0	0.0	0	

**ATTACHMENT C
SVP FIELD-SCREENED TEDLAR® BAG RESULTS**

Location	Sample Date	Sample Time (24-Hour)	Vacuum/ Pressure Reading (Inches of H ₂ O)	Fixed Gases				Soil Vapor Concentrations				Comments
				CH ₄ (%)	LEL (%)	CO ₂ (%)	O ₂ (%)	PID (ppmv)	THC (ppmv)	CH ₄ (ppmv)	PHC (ppmv)	
SVP-11-10	10/31/2024	0851	-0.31	0.0	0	0.6	20.3	0.0	0.0	0.0	0	
SVP-11-10	11/5/2024	1039	-0.20	0.0	0	0.6	20.3	0.0	0.0	0.0	0	
SVP-11-10	11/7/2024	0909	-0.57	0.0	0	0.7	20.1	0.0	0.0	0.0	0	
SVP-11-10	11/12/2024	0750	-0.48	0.0	0	0.7	20.2	0.0	0.0	0.0	0	
SVP-11-10	11/14/2024	0759	-0.43	0.0	0	0.7	20.3	0.0	0.0	0.0	0	
SVP-11-10	11/19/2024	0759	-0.35	0.0	0	0.6	20.3	0.0	0.0	0.0	0	
SVP-11-10	11/21/2024	1403	-0.6	0.0	0	0.6	20.4	0.0	0.0	0.0	0	
SVP-11-10	11/26/2024	0905	-0.26	0.0	0	0.6	20.6	0.0	0.0	0.0	0	
SVP-11-10	11/27/2024	0930	-0.34	0.0	0	0.6	20.6	0.0	0.0	0.0	0	
SVP-11-10	12/3/2024	1330	-0.62	0.0	0	0.5	20.6	0.0	0.0	0.0	0	
SVP-11-10	12/6/2024	1230	-0.23	0.0	0	0.5	20.5	1.4	218	195	23	
SVP-11-10	12/6/2024	1500	NM	0.0	0	0.5	20.5	0.0	0.0	0.0	0	Confirmation sample. Silicone sample tubing in vault was replaced prior to collecting sample.
SVP-11-10	12/6/2024	1230	NM	0.0	0	0.5	20.6	0.4	40.7	36.5	4.2	Duplicate sample.
SVP-11-10	12/10/2024	1212	-0.52	0.0	0	0.5	20.7	0.0	0.0	0.0	0	
SVP-11-10	12/12/2024	0942	-0.43	0.0	0	0.4	20.7	0.0	0.0	0.0	0	
SVP-11-10	12/12/2024	0942	NM	0.0	0	0.4	20.7	0.0	0.0	0.0	0	Duplicate sample.
SVP-11-10	12/17/2024	1046	-0.58	0.0	0	0.4	20.7	0.0	0.0	0.0	0	
SVP-11-10	12/19/2024	1449	-0.25	0.0	0	0.4	20.6	0.0	0.0	0.0	0	
SVP-11-10	12/24/2024	1000	-0.62	0.0	0	0.4	20.4	0.0	0.0	0.0	0	
SVP-11-10	12/26/2024	1114	-0.46	0.0	0	0.4	20.5	0.0	0.0	0.0	0	
SVP-11-10	12/31/2024	1050	-0.42	0.0	0	0.4	20.6	0.0	0.0	0.0	0	
SVP-11-20	7/24/2024	0936	-1.41	0.0	0	1.8	19.4	0.0	0.0	0.0	0	
SVP-11-20	7/31/2024	0900	-0.44	0.0	0	0.7	20.5	0.0	0.0	0.0	0	
SVP-11-20	8/8/2024	1231	0.09	0.0	0	1.7	19.7	0.0	0.0	0.0	0	SEE system was shut down 8/7/2024 for maintenance.
SVP-11-20	8/8/2024	1231	NM	0.0	0	1.7	19.8	0.0	0.0	0.0	0	Duplicate sample. SEE system was shut down 8/7/2024 for maintenance.
SVP-11-20	8/16/2024	1059	0.00	0.0	0	1.7	19.6	0.0	0.0	0.0	0	SEE system was shut down 8/7/2024 for maintenance.
SVP-11-20	8/21/2024	1316	-1.98	0.0	0	1.7	19.4	0.0	0.0	0.0	0	
SVP-11-20	8/28/2024	0945	-1.80	0.0	0	1.8	19.5	0.0	0.0	0.0	0	SEE system was shut down 8/25/2024 for maintenance.
SVP-11-20	9/4/2024	0833	-2.13	0.0	0	2.1	19.8	0.0	0.0	0.0	0	
SVP-11-20	9/11/2024	1159	-1.32	0.0	0	1.6	20.2	0.0	0.0	0.0	0	
SVP-11-20	9/18/2024	0931	-1.98	0.0	0	1.5	20.1	0.0	0.0	0.0	0	
SVP-11-20	9/25/2024	0908	-1.94	0.0	0	1.2	20.1	0.0	0.0	0.0	0	
SVP-11-20	10/2/2024	1010	-1.33	0.0	0	1.0	19.8	0.0	0.0	0.0	0	
SVP-11-20	10/8/2024	0826	-1.74	0.0	0	1.1	19.9	0.0	0.0	0.0	0	
SVP-11-20	10/10/2024	0928	-1.77	0.0	0	1.2	20.0	0.0	0.0	0.0	0	
SVP-11-20	10/15/2024	0804	-1.84	0.0	0	1.4	19.9	0.0	0.0	0.0	0	
SVP-11-20	10/17/2024	0816	-1.70	0.0	0	1.4	19.9	0.0	0.0	0.0	0	
SVP-11-20	10/22/2024	0926	-0.11	0.0	0	1.2	20.2	0.0	0.0	0.0	0	
SVP-11-20	10/24/2024	1046	-0.87	0.0	0	1.2	20.2	0.0	0.0	0.0	0	
SVP-11-20	10/29/2024	0858	-0.60	0.0	0	1.1	20.2	0.0	0.0	0.0	0	
SVP-11-20	10/31/2024	0852	-0.88	0.0	0	1.1	20.1	0.0	0.0	0.0	0	
SVP-11-20	11/5/2024	1040	-0.22	0.0	0	1.1	20.2	0.0	0.0	0.0	0	
SVP-11-20	11/7/2024	0910	-1.17	0.0	0	1.1	20.2	0.0	0.0	0.0	0	

**ATTACHMENT C
SVP FIELD-SCREENED TEDLAR® BAG RESULTS**

Location	Sample Date	Sample Time (24-Hour)	Vacuum/ Pressure Reading (Inches of H ₂ O)	Fixed Gases				Soil Vapor Concentrations				Comments
				CH ₄ (%)	LEL (%)	CO ₂ (%)	O ₂ (%)	PID (ppmv)	THC (ppmv)	CH ₄ (ppmv)	PHC (ppmv)	
SVP-11-20	11/12/2024	0751	-1.17	0.0	0	1.2	19.7	0.0	0.0	0.0	0	
SVP-11-20	11/14/2024	0800	-1.06	0.0	0	1.1	19.8	0.0	0.0	0.0	0	
SVP-11-20	11/19/2024	0800	-1.12	0.0	0	1.1	19.8	0.0	0.0	0.0	0	
SVP-11-20	11/21/2024	1404	-0.8	0.0	0	1.1	19.8	0.0	0.0	0.0	0	
SVP-11-20	11/26/2024	0906	-1.20	0.0	0	1.1	20.0	0.0	0.0	0.0	0	
SVP-11-20	11/27/2024	0930	-0.82	0.0	0	0.8	20.3	0.0	0.0	0.0	0	
SVP-11-20	12/3/2024	1330	-0.90	0.0	0	1.1	20.1	0.0	0.0	0.0	0	
SVP-11-20	12/6/2024	1231	-0.79	0.0	0	0.6	20.5	0.0	0.0	0.0	0	
SVP-11-20	12/10/2024	1212	-0.89	0.0	0	1.1	20.3	0.0	0.0	0.0	0	
SVP-11-20	12/12/2024	0943	-0.96	0.0	0	1.1	20.4	0.0	0.0	0.0	0	
SVP-11-20	12/17/2024	1046	-0.88	0.0	0	1.0	20.4	0.0	0.0	0.0	0	
SVP-11-20	12/19/2024	1450	-0.83	0.0	0	0.9	20.4	0.0	0.0	0.0	0	
SVP-11-20	12/24/2024	1000	-0.81	0.0	0	0.9	20.1	0.0	0.0	0.0	0	
SVP-11-20	12/26/2024	1114	-0.68	0.0	0	0.9	20.2	0.0	0.0	0.0	0	
SVP-11-20	12/31/2024	1051	-0.89	0.0	0	0.8	20.3	0.0	0.0	0.0	0	
SVP-11-30	7/24/2024	0937	-1.45	0.0	0	1.6	19.5	0.0	0.0	0.0	0	
SVP-11-30	7/31/2024	0901	-0.46	0.0	0	1.6	19.5	0.0	0.0	0.0	0	
SVP-11-30	8/8/2024	1232	0.09	0.0	0	1.7	19.6	0.0	0.0	0.0	0	SEE system was shut down 8/7/2024 for maintenance.
SVP-11-30	8/16/2024	1100	0.00	0.0	0	1.9	19.2	0.0	0.0	0.0	0	SEE system was shut down 8/7/2024 for maintenance.
SVP-11-30	8/21/2024	1317	-2.03	0.0	0	1.9	19.2	0.0	0.0	0.0	0	
SVP-11-30	8/28/2024	0946	-1.81	0.0	0	1.9	19.2	0.0	0.0	0.0	0	SEE system was shut down 8/25/2024 for maintenance.
SVP-11-30	9/4/2024	0834	-2.12	0.0	0	2.0	19.7	0.0	0.0	0.0	0	
SVP-11-30	9/11/2024	1200	-1.32	0.0	0	1.5	20.0	0.0	0.0	0.0	0	
SVP-11-30	9/18/2024	0932	-2.01	0.0	0	1.4	20.0	0.0	0.0	0.0	0	
SVP-11-30	9/25/2024	0909	-1.97	0.0	0	1.1	20.2	0.0	0.0	0.0	0	
SVP-11-30	10/2/2024	1011	-1.36	0.0	0	1.1	20.0	0.0	0.0	0.0	0	
SVP-11-30	10/8/2024	0827	-1.85	0.0	0	0.9	20.0	0.0	0.0	0.0	0	
SVP-11-30	10/10/2024	0929	-1.75	0.0	0	0.9	20.2	0.0	0.0	0.0	0	
SVP-11-30	10/15/2024	0805	-1.81	0.0	0	1.1	20.1	0.0	0.0	0.0	0	
SVP-11-30	10/15/2024	0805	NM	0.0	0	1.1	20.1	0.0	0.0	0.0	0	Duplicate sample.
SVP-11-30	10/17/2024	0817	-1.80	0.0	0	1.1	20.1	0.0	0.0	0.0	0	
SVP-11-30	10/22/2024	0927	0.00	0.0	0	1.0	20.2	0.0	0.0	0.0	0	
SVP-11-30	10/24/2024	1047	-0.86	0.0	0	1.0	20.2	0.0	0.0	0.0	0	
SVP-11-30	10/29/2024	0859	-0.64	0.0	0	1.0	20.2	0.0	0.0	0.0	0	
SVP-11-30	10/31/2024	0853	-0.89	0.0	0	0.7	20.3	0.0	0.0	0.0	0	
SVP-11-30	11/5/2024	1041	-0.39	0.0	0	1.0	20.0	0.0	0.0	0.0	0	
SVP-11-30	11/5/2024	1041	NM	0.0	0	1.1	20.0	0.0	0.0	0.0	0	Duplicate sample.
SVP-11-30	11/7/2024	0911	-1.18	0.0	0	1.1	20.1	0.0	0.0	0.0	0	
SVP-11-30	11/12/2024	0752	-1.16	0.0	0	1.2	19.9	0.0	0.0	0.0	0	
SVP-11-30	11/14/2024	0801	-1.06	0.0	0	1.1	20.0	0.0	0.0	0.0	0	
SVP-11-30	11/19/2024	0801	-1.10	0.0	0	1.1	19.9	0.0	0.0	0.0	0	
SVP-11-30	11/21/2024	1405	-0.7	0.0	0	1.1	19.9	0.0	0.0	0.0	0	
SVP-11-30	11/26/2024	0907	-0.92	0.0	0	1.1	20.0	0.0	0.0	0.0	0	
SVP-11-30	11/27/2024	0930	-0.75	0.0	0	0.7	20.3	0.0	0.0	0.0	0	

SEE LAST PAGE OF TABLE FOR NOTES

**ATTACHMENT C
SVP FIELD-SCREENED TEDLAR® BAG RESULTS**

Location	Sample Date	Sample Time (24-Hour)	Vacuum/ Pressure Reading (Inches of H ₂ O)	Fixed Gases				Soil Vapor Concentrations				Comments
				CH ₄ (%)	LEL (%)	CO ₂ (%)	O ₂ (%)	PID (ppmv)	THC (ppmv)	CH ₄ (ppmv)	PHC (ppmv)	
SVP-11-30	12/3/2024	1330	-0.90	0.0	0	1.1	20.0	0.0	0.0	0.0	0	
SVP-11-30	12/6/2024	1232	-0.76	0.0	0	1.2	19.9	0.0	0.0	0.0	0	
SVP-11-30	12/10/2024	1212	-0.80	0.0	0	1.2	20.0	0.0	0.0	0.0	0	
SVP-11-30	12/12/2024	0944	-1.87	0.0	0	1.1	20.1	0.0	0.0	0.0	0	
SVP-11-30	12/17/2024	1046	-0.37	0.0	0	1.2	20.1	0.0	0.0	0.0	0	
SVP-11-30	12/19/2024	1451	-0.49	0.0	0	1.0	19.9	0.0	0.0	0.0	0	
SVP-11-30	12/24/2024	1000	-0.79	0.0	0	1.1	19.7	0.0	0.0	0.0	0	
SVP-11-30	12/26/2024	1114	-0.83	0.0	0	1.1	19.8	0.0	0.0	0.0	0	
SVP-11-30	12/31/2024	1052	-0.95	0.0	0	0.7	20.3	0.0	0.0	0.0	0	
SVP-12-10	7/24/2024	0927	-0.24	0.0	0	0.2	20.7	0.0	0.0	0.0	0	
SVP-12-10	7/31/2024	0920	-0.17	0.0	0	0.2	20.7	0.0	0.0	0.0	0	
SVP-12-10	8/8/2024	1240	0.00	0.0	0	0.3	20.7	0.0	0.0	0.0	0	SEE system was shut down 8/7/2024 for maintenance.
SVP-12-10	8/16/2024	1043	0.00	0.0	0	0.3	20.3	0.0	0.0	0.0	0	SEE system was shut down 8/7/2024 for maintenance.
SVP-12-10	8/21/2024	1325	-0.42	0.0	0	0.6	20.7	0.0	0.0	0.0	0	
SVP-12-10	8/28/2024	0959	-0.28	0.0	0	0.3	20.7	0.0	0.0	0.0	0	SEE system was shut down 8/25/2024 for maintenance.
SVP-12-10	9/4/2024	0844	-0.30	0.0	0	0.0	20.9	0.0	0.0	0.0	0	
SVP-12-10	9/11/2024	1215	-0.25	0.0	0	0.0	20.7	0.0	0.0	0.0	0	
SVP-12-10	9/18/2024	0950	-0.41	0.0	0	0.1	20.7	0.0	0.0	0.0	0	
SVP-12-10	9/25/2024	0922	-0.48	0.0	0	0.1	20.7	0.0	0.0	0.0	0	
SVP-12-10	10/2/2024	0956	-0.32	0.0	0	0.1	20.9	0.0	0.0	0.0	0	
SVP-12-10	10/8/2024	0833	-0.48	0.0	0	0.1	20.8	0.0	0.0	0.0	0	
SVP-12-10	10/10/2024	0920	-0.43	0.0	0	0.1	20.9	0.0	0.0	0.0	0	
SVP-12-10	10/15/2024	0811	-0.22	0.0	0	0.1	20.8	0.0	0.0	0.0	0	
SVP-12-10	10/17/2024	0810	-0.41	0.0	0	0.1	20.9	0.0	0.0	0.0	0	
SVP-12-10	10/22/2024	0950	-0.16	0.0	0	0.0	20.8	0.0	0.0	0.0	0	
SVP-12-10	10/24/2024	1040	-0.14	0.0	0	0.0	20.8	0.0	0.0	0.0	0	
SVP-12-10	10/29/2024	0902	-0.15	0.0	0	0.1	20.8	0.0	0.0	0.0	0	
SVP-12-10	10/31/2024	0857	-1.02	0.0	0	0.1	20.7	0.0	0.0	0.0	0	
SVP-12-10	11/5/2024	1026	0.11	0.0	0	0.1	20.6	0.0	0.0	0.0	0	
SVP-12-10	11/7/2024	0903	-0.39	0.0	0	0.2	20.9	0.0	0.0	0.0	0	
SVP-12-10	11/12/2024	0755	-0.18	0.0	0	0.1	20.8	0.0	0.0	0.0	0	
SVP-12-10	11/14/2024	0803	-0.48	0.0	0	0.1	20.9	0.0	0.0	0.0	0	
SVP-12-10	11/19/2024	0803	-0.33	0.0	0	0.1	20.8	0.0	0.0	0.0	0	
SVP-12-10	11/21/2024	1421	-0.6	0.0	0	0.1	20.9	0.0	0.0	0.0	0	
SVP-12-10	11/26/2024	0900	-0.42	0.0	0	0.1	20.9	0.0	0.0	0.0	0	
SVP-12-10	11/27/2024	1002	-0.24	0.0	0	0.1	20.8	0.0	0.0	0.0	0	

ATTACHMENT C
SVP FIELD-SCREENED TEDLAR® BAG RESULTS

Location	Sample Date	Sample Time (24-Hour)	Vacuum/ Pressure Reading (Inches of H ₂ O)	Fixed Gases				Soil Vapor Concentrations				Comments
				CH ₄ (%)	LEL (%)	CO ₂ (%)	O ₂ (%)	PID (ppmv)	THC (ppmv)	CH ₄ (ppmv)	PHC (ppmv)	
SVP-12-10	12/3/2024	1315	-0.37	0.0	0	0.0	20.9	0.0	0.0	0.0	0	
SVP-12-10	12/6/2024	1210	-0.18	0.0	0	0.0	20.9	0.0	0.0	0.0	0	
SVP-12-10	12/10/2024	1200	-0.48	0.0	0	0.0	20.9	0.0	0.0	0.0	0	
SVP-12-10	12/12/2024	0928	-0.57	0.0	0	0.0	20.9	0.0	0.0	0.0	0	
SVP-12-10	12/17/2024	1032	-0.29	0.0	0	0.0	20.9	0.0	0.0	0.0	0	
SVP-12-10	12/19/2024	1459	-1.05	0.0	0	0.1	20.9	0.0	0.0	0.0	0	
SVP-12-10	12/24/2024	0950	-0.60	0.0	0	0.1	20.9	0.0	0.0	0.0	0	
SVP-12-10	12/26/2024	1100	-0.23	0.0	0	0.1	20.9	0.0	0.0	0.0	0	
SVP-12-10	12/31/2024	1028	-0.33	0.0	0	0.1	20.8	0.0	0.0	0.0	0	
SVP-12-10	12/31/2024	1028	NM	0.0	0	0.1	20.8	0.0	0.0	0.0	0	Duplicate sample.
SVP-12-20	7/24/2024	0928	-1.43	0.0	0	0.5	20.5	0.0	0.0	0.0	0	
SVP-12-20	7/31/2024	0921	-0.96	0.0	0	0.5	20.5	0.0	0.0	0.0	0	
SVP-12-20	7/31/2024	0921	NM	0.0	0	0.5	20.5	0.0	0.0	0.0	0	Duplicate sample.
SVP-12-20	8/8/2024	1241	0.12	0.0	0	0.6	20.4	0.0	0.0	0.0	0	SEE system was shut down 8/7/2024 for maintenance.
SVP-12-20	8/16/2024	1044	0.00	0.0	0	0.7	20.2	0.0	0.0	0.0	0	SEE system was shut down 8/7/2024 for maintenance.
SVP-12-20	8/21/2024	1326	-2.42	0.0	0	1.1	20.4	0.0	0.0	0.0	0	
SVP-12-20	8/28/2024	1000	-1.47	0.0	0	0.6	20.4	0.0	0.0	0.0	0	SEE system was shut down 8/25/2024 for maintenance.
SVP-12-20	9/4/2024	0845	-1.74	0.0	0	0.4	20.8	0.0	0.0	0.0	0	
SVP-12-20	9/11/2024	1216	-1.53	0.0	0	0.1	20.7	0.0	0.0	0.0	0	
SVP-12-20	9/18/2024	0951	-2.35	0.0	0	0.2	20.7	0.0	0.0	0.0	0	
SVP-12-20	9/25/2024	0823	-2.32	0.0	0	0.2	20.5	0.0	0.0	0.0	0	
SVP-12-20	10/2/2024	0957	-1.56	0.0	0	0.4	20.5	0.0	0.0	0.0	0	
SVP-12-20	10/8/2024	0834	-2.23	0.0	0	0.3	20.8	0.0	0.0	0.0	0	
SVP-12-20	10/10/2024	0921	-2.19	0.0	0	0.3	20.7	0.0	0.0	0.0	0	
SVP-12-20	10/15/2024	0812	-2.20	0.0	0	0.4	20.6	0.0	0.0	0.0	0	
SVP-12-20	10/17/2024	0811	-2.24	0.0	0	0.3	20.7	0.0	0.0	0.0	0	
SVP-12-20	10/22/2024	0951	-1.10	0.0	0	0.2	20.7	0.0	0.0	0.0	0	
SVP-12-20	10/24/2024	1041	-1.25	0.0	0	0.2	20.7	0.0	0.0	0.0	0	
SVP-12-20	10/29/2024	0903	-0.87	0.0	0	0.2	20.7	0.0	0.0	0.0	0	
SVP-12-20	10/31/2024	0857	-1.02	0.0	0	0.2	20.6	0.0	0.0	0.0	0	
SVP-12-20	11/5/2024	1027	-0.62	0.0	0	0.3	20.7	0.0	0.0	0.0	0	
SVP-12-20	11/7/2024	0904	-1.68	0.0	0	0.3	20.7	0.0	0.0	0.0	0	
SVP-12-20	11/12/2024	0756	-1.57	0.0	0	0.5	20.6	0.0	0.0	0.0	0	
SVP-12-20	11/14/2024	0804	-1.53	0.0	0	0.7	20.2	0.0	0.0	0.0	0	
SVP-12-20	11/19/2024	0804	-0.66	0.0	0	0.4	20.5	0.0	0.0	0.0	0	
SVP-12-20	11/21/2024	1422	-1.2	0.0	0	0.4	20.6	0.0	0.0	0.0	0	
SVP-12-20	11/26/2024	0901	-1.25	0.0	0	0.3	20.7	0.0	0.0	0.0	0	
SVP-12-20	11/27/2024	1002	-1.22	0.0	0	0.4	20.6	0.0	0.0	0.0	0	

**ATTACHMENT C
SVP FIELD-SCREENED TEDLAR® BAG RESULTS**

Location	Sample Date	Sample Time (24-Hour)	Vacuum/ Pressure Reading (Inches of H ₂ O)	Fixed Gases				Soil Vapor Concentrations				Comments
				CH ₄ (%)	LEL (%)	CO ₂ (%)	O ₂ (%)	PID (ppmv)	THC (ppmv)	CH ₄ (ppmv)	PHC (ppmv)	
SVP-12-20	12/3/2024	1315	-1.32	0.0	0	0.2	20.7	0.0	0.0	0.0	0	
SVP-12-20	12/6/2024	1211	-1.16	0.0	0	0.2	20.7	0.0	0.0	0.0	0	
SVP-12-20	12/10/2024	1200	-1.14	0.0	0	0.2	20.8	0.0	0.0	0.0	0	
SVP-12-20	12/12/2024	0929	-1.08	0.0	0	0.2	20.8	0.0	0.0	0.0	0	
SVP-12-20	12/17/2024	1032	-1.21	0.0	0	0.2	20.8	0.0	0.0	0.0	0	
SVP-12-20	12/19/2024	1500	-1.02	0.0	0	0.2	20.8	0.0	0.0	0.0	0	
SVP-12-20	12/24/2024	0950	-1.18	0.0	0	0.2	20.8	0.0	0.0	0.0	0	
SVP-12-20	12/26/2024	1100	-1.07	0.0	0	0.2	20.8	0.0	0.0	0.0	0	
SVP-12-20	12/31/2024	1029	-1.29	0.0	0	0.2	20.7	0.0	0.0	0.0	0	
SVP-12-30	7/24/2024	0929	-1.55	0.0	0	1.0	20.1	0.0	0.0	0.0	0	
SVP-12-30	7/31/2024	0922	-1.01	0.0	0	1.1	20.2	0.0	0.0	0.0	0	
SVP-12-30	8/8/2024	1242	0.10	0.0	0	1.1	19.9	0.0	0.0	0.0	0	SEE system was shut down 8/7/2024 for maintenance.
SVP-12-30	8/16/2024	1045	0.00	0.0	0	1.2	19.8	0.0	4.2	4.0	0.2	SEE system was shut down 8/7/2024 for maintenance.
SVP-12-30	8/21/2024	1327	-2.46	0.0	0	1.2	19.8	0.0	0.0	0.0	0	
SVP-12-30	8/28/2024	1001	-1.50	0.0	0	1.3	19.8	0.0	0.0	0.0	0	SEE system was shut down 8/25/2024 for maintenance.
SVP-12-30	9/4/2024	0846	-1.76	0.0	0	1.3	20.2	0.0	0.0	0.0	0	
SVP-12-30	9/11/2024	1217	-1.56	0.0	0	1.2	20.4	0.0	0.0	0.0	0	
SVP-12-30	9/18/2024	0952	-2.41	0.0	0	0.7	20.4	0.0	0.0	0.0	0	
SVP-12-30	9/25/2024	0924	-2.38	0.0	0	0.6	20.3	0.0	0.0	0.0	0	
SVP-12-30	10/2/2024	0958	-1.61	0.0	0	0.8	20.3	0.0	0.0	0.0	0	
SVP-12-30	10/2/2024	0958	NM	0.0	0	0.7	20.3	0.0	0.0	0.0	0	Duplicate sample.
SVP-12-30	10/8/2024	0835	-2.31	0.0	0	0.9	20.4	0.0	0.0	0.0	0	
SVP-12-30	10/10/2024	0922	-2.19	0.0	0	0.9	20.4	0.0	0.0	0.0	0	
SVP-12-30	10/15/2024	0813	-2.34	0.0	0	0.9	20.2	0.0	0.0	0.0	0	
SVP-12-30	10/17/2024	0812	-2.29	0.0	0	0.8	20.4	0.0	0.0	0.0	0	
SVP-12-30	10/22/2024	0952	-1.11	0.0	0	0.8	20.4	0.0	0.0	0.0	0	
SVP-12-30	10/24/2024	1042	-1.31	0.0	0	0.7	20.4	0.0	0.0	0.0	0	
SVP-12-30	10/29/2024	0904	-0.96	0.0	0	0.6	20.4	0.0	0.0	0.0	0	
SVP-12-30	10/31/2024	0858	-0.88	0.0	0	0.6	20.3	0.0	0.0	0.0	0	
SVP-12-30	11/5/2024	1028	-0.64	0.0	0	0.7	20.3	0.0	0.0	0.0	0	
SVP-12-30	11/7/2024	0905	-1.70	0.0	0	0.7	20.4	0.0	0.0	0.0	0	
SVP-12-30	11/12/2024	0757	-1.61	0.0	0	0.7	20.0	0.0	0.0	0.0	0	
SVP-12-30	11/14/2024	0805	-1.62	0.0	0	0.4	20.6	0.0	0.0	0.0	0	
SVP-12-30	11/19/2024	0805	-1.54	0.0	0	0.7	20.1	0.0	0.0	0.0	0	
SVP-12-30	11/21/2024	1423	-1.1	0.0	0	0.8	20.2	0.0	0.0	0.0	0	
SVP-12-30	11/26/2024	0902	-1.21	0.0	0	0.9	20.4	0.0	0.0	0.0	0	
SVP-12-30	11/27/2024	1002	-1.25	0.0	0	0.9	20.3	0.0	0.0	0.0	0	

**ATTACHMENT C
SVP FIELD-SCREENED TEDLAR® BAG RESULTS**

Location	Sample Date	Sample Time (24-Hour)	Vacuum/ Pressure Reading (Inches of H ₂ O)	Fixed Gases				Soil Vapor Concentrations				Comments
				CH ₄ (%)	LEL (%)	CO ₂ (%)	O ₂ (%)	PID (ppmv)	THC (ppmv)	CH ₄ (ppmv)	PHC (ppmv)	
SVP-12-30	12/3/2024	1315	-1.37	0.0	0	0.6	20.5	0.0	0.0	0.0	0	
SVP-12-30	12/6/2024	1212	-1.14	0.0	0	0.7	20.5	0.0	0.0	0.0	0	
SVP-12-30	12/10/2024	1200	-1.16	0.0	0	0.7	20.5	0.0	0.0	0.0	0	
SVP-12-30	12/12/2024	0930	-1.29	0.0	0	0.5	20.7	0.0	0.0	0.0	0	
SVP-12-30	12/17/2024	1032	-1.23	0.0	0	0.5	20.7	0.0	0.0	0.0	0	
SVP-12-30	12/17/2024	1032	NM	0.0	0	0.5	20.7	0.0	0.0	0.0	0	Duplicate sample.
SVP-12-30	12/19/2024	1501	-0.87	0.0	0	0.5	20.5	0.0	0.0	0.0	0	
SVP-12-30	12/19/2024	1501	NM	0.0	0	0.5	20.6	0.0	0.0	0.0	0	Duplicate sample.
SVP-12-30	12/24/2024	0950	-1.20	0.0	0	0.5	20.6	0.0	0.0	0.0	0	
SVP-12-30	12/26/2024	1100	-1.08	0.0	0	0.5	20.5	0.0	0.0	0.0	0	
SVP-12-30	12/31/2024	1030	-1.32	0.0	0	0.5	20.6	0.0	0.0	0.0	0	
SVP-13-10	7/24/2024	0921	-0.21	0.0	0	0.2	20.7	0.0	0.0	0.0	0	
SVP-13-10	7/31/2024	0929	-1.93	0.0	0	0.3	20.6	0.0	0.0	0.0	0	
SVP-13-10	8/8/2024	1255	-1.11	0.0	0	0.3	20.5	0.0	0.0	0.0	0	SEE system was shut down 8/7/2024 for maintenance.
SVP-13-10	8/16/2024	1028	0.00	0.0	0	0.4	20.3	0.0	0.0	0.0	0	SEE system was shut down 8/7/2024 for maintenance.
SVP-13-10	8/21/2024	1335	-0.54	0.0	0	0.7	20.5	0.0	0.0	0.0	0	
SVP-13-10	8/28/2024	1012	-0.14	0.0	0	0.3	20.5	0.0	0.0	0.0	0	SEE system was shut down 8/25/2024 for maintenance.
SVP-13-10	8/28/2024	1012	NM	0.0	0	0.3	20.5	0.0	0.0	0.0	0	Duplicate sample. SEE system was shut down 8/25/2024 for maintenance.
SVP-13-10	9/4/2024	0850	-0.18	0.0	0	0.2	20.8	0.0	0.0	0.0	0	
SVP-13-10	9/11/2024	1230	-0.21	0.0	0	0.0	20.6	0.0	0.0	0.0	0	
SVP-13-10	9/18/2024	1005	-0.33	0.0	0	0.0	20.7	0.0	0.0	0.0	0	
SVP-13-10	9/18/2024	1005	NM	0.0	0	0.0	20.7	0.0	0.0	0.0	0	Duplicate sample.
SVP-13-10	9/25/2024	1223	-0.35	0.0	0	0.2	20.5	0.0	0.0	0.0	0	
SVP-13-10	10/2/2024	0948	-0.30	0.0	0	0.1	20.9	0.0	0.0	0.0	0	
SVP-13-10	10/8/2024	0838	-0.47	0.0	0	0.1	20.9	0.0	0.0	0.0	0	
SVP-13-10	10/10/2024	0915	-0.15	0.0	0	0.1	20.9	0.0	0.0	0.0	0	
SVP-13-10	10/15/2024	0816	-0.37	0.0	0	0.1	20.7	0.0	0.0	0.0	0	
SVP-13-10	10/17/2024	0804	-0.44	0.0	0	0.1	20.9	0.0	0.0	0.0	0	
SVP-13-10	10/22/2024	1020	-0.36	0.0	0	0.0	20.9	0.0	0.0	0.0	0	
SVP-13-10	10/24/2024	1033	-0.49	0.0	0	0.0	20.9	0.0	0.0	0.0	0	
SVP-13-10	10/29/2024	0908	-0.12	0.0	0	0.1	20.9	0.0	0.0	0.0	0	
SVP-13-10	10/31/2024	0901	-0.38	0.0	0	0.0	20.7	0.0	0.0	0.0	0	
SVP-13-10	11/5/2024	1013	-0.84	0.0	0	0.1	20.7	0.0	0.0	0.0	0	
SVP-13-10	11/7/2024	0857	-0.58	0.0	0	0.1	20.8	0.0	0.0	0.0	0	
SVP-13-10	11/7/2024	0857	NM	0.0	0	0.1	20.8	0.0	0.0	0.0	0	Duplicate sample.
SVP-13-10	11/12/2024	0801	-0.45	0.0	0	0.1	20.8	0.0	0.0	0.0	0	
SVP-13-10	11/14/2024	0808	-0.17	0.0	0	0.1	20.8	0.0	0.0	0.0	0	
SVP-13-10	11/19/2024	0807	-0.91	0.0	0	0.1	20.8	0.0	0.0	0.0	0	
SVP-13-10	11/21/2024	1437	-1.5	0.0	0	0.0	20.8	0.0	0.0	0.0	0	
SVP-13-10	11/26/2024	0850	-0.94	0.0	0	0.1	20.9	0.0	0.0	0.0	0	
SVP-13-10	11/27/2024	0952	-1.02	0.0	0	0.1	20.8	0.0	0.0	0.0	0	

**ATTACHMENT C
SVP FIELD-SCREENED TEDLAR® BAG RESULTS**

Location	Sample Date	Sample Time (24-Hour)	Vacuum/ Pressure Reading (Inches of H ₂ O)	Fixed Gases				Soil Vapor Concentrations				Comments
				CH ₄ (%)	LEL (%)	CO ₂ (%)	O ₂ (%)	PID (ppmv)	THC (ppmv)	CH ₄ (ppmv)	PHC (ppmv)	
SVP-13-10	12/3/2024	1300	-0.15	0.0	0	0.0	20.8	0.0	0.0	0.0	0	
SVP-13-10	12/6/2024	1200	-0.53	0.0	0	0.0	20.9	0.0	0.0	0.0	0	
SVP-13-10	12/10/2024	1145	-0.45	0.0	0	0.0	20.9	0.0	0.0	0.0	0	
SVP-13-10	12/12/2024	0914	-0.45	0.0	0	0.0	20.9	0.0	0.0	0.0	0	
SVP-13-10	12/17/2024	1019	-1.58	0.0	0	0.0	20.9	0.0	0.0	0.0	0	
SVP-13-10	12/19/2024	1509	-0.63	0.0	0	0.1	20.9	0.0	0.0	0.0	0	
SVP-13-10	12/24/2024	0940	-0.37	0.0	0	0.1	20.9	0.0	0.0	0.0	0	
SVP-13-10	12/26/2024	1040	-0.25	0.0	0	0.1	20.9	0.0	0.0	0.0	0	
SVP-13-10	12/31/2024	1020	NM	NM	NM	NM	NM	NM	NM	NM	NM	Vehicle parked on well vault. Could not access.
SVP-13-20	7/24/2024	0922	-1.33	0.0	0	0.7	20.4	0.0	0.0	0.0	0	
SVP-13-20	7/31/2024	0930	-1.48	0.0	0	0.6	20.4	0.0	0.0	0.0	0	
SVP-13-20	8/8/2024	1256	0.12	0.0	0	0.7	20.3	0.0	0.0	0.0	0	SEE system was shut down 8/7/2024 for maintenance.
SVP-13-20	8/16/2024	1029	0.00	0.0	0	0.7	20.3	0.0	0.0	0.0	0	SEE system was shut down 8/7/2024 for maintenance.
SVP-13-20	8/16/2024	1029	NM	0.0	0	0.7	20.3	0.0	0.0	0.0	0	Duplicate sample. SEE system was shut down 8/7/2024 for maintenance.
SVP-13-20	8/21/2024	1336	-2.29	0.0	0	0.8	19.9	0.0	0.0	0.0	0	
SVP-13-20	8/21/2024	1336	NM	0.0	0	0.7	20.0	0.0	0.0	0.0	0	Duplicate sample.
SVP-13-20	8/28/2024	1013	-0.97	0.0	0	0.8	20.3	0.0	0.0	0.0	0	SEE system was shut down 8/25/2024 for maintenance.
SVP-13-20	9/4/2024	0851	-1.39	0.0	0	0.5	20.6	0.0	0.0	0.0	0	
SVP-13-20	9/11/2024	1231	-1.62	0.0	0	0.3	20.7	0.0	0.0	0.0	0	
SVP-13-20	9/18/2024	1006	-2.33	0.0	0	0.2	20.7	0.0	0.0	0.0	0	
SVP-13-20	9/25/2024	1224	-2.01	0.0	0	0.2	20.3	0.0	0.0	0.0	0	
SVP-13-20	10/2/2024	0949	-1.68	0.0	0	0.4	20.7	0.0	0.0	0.0	0	
SVP-13-20	10/8/2024	0839	-2.42	0.0	0	0.3	20.7	0.0	0.0	0.0	0	
SVP-13-20	10/10/2024	0916	-2.38	0.0	0	0.3	20.7	0.0	0.0	0.0	0	
SVP-13-20	10/15/2024	0817	-2.46	0.0	0	0.3	20.5	0.0	0.0	0.0	0	
SVP-13-20	10/17/2024	0805	-2.43	0.0	0	0.3	20.8	0.0	0.0	0.0	0	
SVP-13-20	10/17/2024	0805	NM	0.0	0	0.3	20.8	0.0	0.0	0.0	0	Duplicate sample.
SVP-13-20	10/22/2024	1021	-1.18	0.0	0	0.2	20.6	0.0	0.0	0.0	0	
SVP-13-20	10/24/2024	1034	-1.38	0.0	0	0.2	20.7	0.0	0.0	0.0	0	
SVP-13-20	10/29/2024	0909	-0.73	0.0	0	0.2	20.7	0.0	0.0	0.0	0	
SVP-13-20	10/31/2024	0902	-0.82	0.0	0	0.2	20.6	0.0	0.0	0.0	0	
SVP-13-20	11/5/2024	1014	-0.78	0.0	0	0.2	20.6	0.0	0.0	0.0	0	
SVP-13-20	11/7/2024	0859	-1.54	0.0	0	0.2	20.4	0.0	0.0	0.0	0	
SVP-13-20	11/12/2024	0802	-1.45	0.0	0	0.4	20.6	0.0	0.0	0.0	0	
SVP-13-20	11/12/2024	0802	NM	0.0	0	0.4	20.6	0.0	0.0	0.0	0	Duplicate sample.
SVP-13-20	11/14/2024	0809	-1.30	0.0	0	0.3	20.6	0.0	0.0	0.0	0	
SVP-13-20	11/14/2024	0809	NM	0.0	0	0.4	20.6	0.0	0.0	0.0	0	Duplicate sample.
SVP-13-20	11/19/2024	0808	-1.28	0.0	0	0.3	20.6	0.0	0.0	0.0	0	
SVP-13-20	11/21/2024	1438	-2.1	0.0	0	0.3	20.6	0.0	0.0	0.0	0	
SVP-13-20	11/26/2024	0851	-1.86	0.0	0	0.2	20.7	0.0	0.0	0.0	0	
SVP-13-20	11/26/2024	0851	NM	0.0	0	0.2	20.8	0.0	0.0	0.0	0	Duplicate sample.
SVP-13-20	11/27/2024	0952	-0.99	0.0	0	0.3	20.7	0.0	0.0	0.0	0	

**ATTACHMENT C
SVP FIELD-SCREENED TEDLAR® BAG RESULTS**

Location	Sample Date	Sample Time (24-Hour)	Vacuum/ Pressure Reading (Inches of H ₂ O)	Fixed Gases				Soil Vapor Concentrations				Comments
				CH ₄ (%)	LEL (%)	CO ₂ (%)	O ₂ (%)	PID (ppmv)	THC (ppmv)	CH ₄ (ppmv)	PHC (ppmv)	
SVP-13-20	12/3/2024	1300	-1.07	0.0	0	0.2	20.8	0.0	0.0	0.0	0	
SVP-13-20	12/6/2024	1201	-0.87	0.0	0	0.2	20.8	0.0	0.0	0.0	0	
SVP-13-20	12/10/2024	1145	-0.96	0.0	0	0.2	20.8	0.0	0.0	0.0	0	
SVP-13-20	12/12/2024	0915	-1.31	0.0	0	0.1	20.9	0.0	0.0	0.0	0	
SVP-13-20	12/17/2024	1019	-0.99	0.0	0	0.1	20.9	0.0	0.0	0.0	0	
SVP-13-20	12/17/2024	1019	NM	0.0	0	0.1	20.9	0.0	0.0	0.0	0	Duplicate sample.
SVP-13-20	12/19/2024	1510	-0.83	0.0	0	0.2	20.8	0.0	0.0	0.0	0	
SVP-13-20	12/24/2024	0940	-1.18	0.0	0	0.2	20.7	0.0	0.0	0.0	0	
SVP-13-20	12/26/2024	1040	-0.25	0.0	0	0.2	20.8	0.0	0.0	0.0	0	
SVP-13-20	12/31/2024	1020	NM	NM	NM	NM	NM	NM	NM	NM	NM	Vehicle parked on well vault. Could not access.
SVP-13-30	7/24/2024	0923	-1.18	0.0	0	0.9	20.3	0.0	0.0	0.0	0	
SVP-13-30	7/31/2024	0931	-0.35	0.0	0	0.8	20.4	0.0	0.0	0.0	0	
SVP-13-30	8/8/2024	1257	0.00	0.0	0	0.8	20.2	0.0	0.0	0.0	0	SEE system was shut down 8/7/2024 for maintenance.
SVP-13-30	8/16/2024	1030	0.00	0.0	0	0.8	20.1	0.0	2.8	2.1	0.7	SEE system was shut down 8/7/2024 for maintenance.
SVP-13-30	8/21/2024	1337	-2.31	0.0	0	0.7	19.8	0.0	0.0	0.0	0	
SVP-13-30	8/28/2024	1014	-0.98	0.0	0	0.9	20.1	0.0	0.0	0.0	0	SEE system was shut down 8/25/2024 for maintenance.
SVP-13-30	9/4/2024	0852	-1.38	0.0	0	0.6	20.5	0.0	0.0	0.0	0	
SVP-13-30	9/11/2024	1232	-1.64	0.0	0	0.3	20.6	0.0	0.0	0.0	0	
SVP-13-30	9/18/2024	1007	-2.36	0.0	0	0.4	20.6	0.0	0.0	0.0	0	
SVP-13-30	9/25/2024	1225	-2.03	0.0	0	0.3	20.3	0.0	0.0	0.0	0	
SVP-13-30	10/2/2024	0950	-1.70	0.0	0	0.4	20.7	0.0	0.0	0.0	0	
SVP-13-30	10/8/2024	0840	-2.40	0.0	0	0.4	20.7	0.0	0.0	0.0	0	
SVP-13-30	10/10/2024	0917	-2.41	0.0	0	0.4	20.7	0.0	0.0	0.0	0	
SVP-13-30	10/15/2024	0818	-2.53	0.0	0	0.4	20.3	0.0	0.0	0.0	0	
SVP-13-30	10/17/2024	0806	-2.47	0.0	0	0.4	20.5	0.0	0.0	0.0	0	
SVP-13-30	10/22/2024	1022	-1.19	0.0	0	0.3	20.6	0.0	0.0	0.0	0	
SVP-13-30	10/24/2024	1035	-1.11	0.0	0	0.2	20.7	0.0	0.0	0.0	0	
SVP-13-30	10/29/2024	0910	-0.74	0.0	0	0.2	20.7	0.0	0.0	0.0	0	
SVP-13-30	10/31/2024	0903	-0.82	0.0	0	0.2	20.5	0.0	0.0	0.0	0	
SVP-13-30	11/5/2024	1015	-0.63	0.0	0	0.3	20.7	0.0	0.0	0.0	0	
SVP-13-30	11/7/2024	0859	-1.54	0.0	0	0.3	20.3	0.0	0.0	0.0	0	
SVP-13-30	11/12/2024	0803	-1.46	0.0	0	0.4	20.5	0.0	0.0	0.0	0	
SVP-13-30	11/14/2024	0810	-1.27	0.0	0	0.4	20.4	0.0	0.0	0.0	0	
SVP-13-30	11/19/2024	0809	-1.36	0.0	0	0.4	20.4	0.0	0.0	0.0	0	
SVP-13-30	11/21/2024	1439	-0.9	0.0	0	0.4	20.4	0.0	0.0	0.0	0	
SVP-13-30	11/26/2024	0852	-0.72	0.0	0	0.4	20.7	0.0	0.0	0.0	0	
SVP-13-30	11/27/2024	0952	-1.00	0.0	0	0.4	20.6	0.0	0.0	0.0	0	

**ATTACHMENT C
SVP FIELD-SCREENED TEDLAR® BAG RESULTS**

Location	Sample Date	Sample Time (24-Hour)	Vacuum/ Pressure Reading (Inches of H ₂ O)	Fixed Gases				Soil Vapor Concentrations				Comments
				CH ₄ (%)	LEL (%)	CO ₂ (%)	O ₂ (%)	PID (ppmv)	THC (ppmv)	CH ₄ (ppmv)	PHC (ppmv)	
SVP-13-30	12/3/2024	1300	-1.07	0.0	0	0.3	20.7	0.0	0.0	0.0	0	
SVP-13-30	12/6/2024	1202	-0.57	0.0	0	0.3	20.7	0.0	0.0	0.0	0	
SVP-13-30	12/10/2024	1145	-0.98	0.0	0	0.3	20.7	0.0	0.0	0.0	0	
SVP-13-30	12/12/2024	0916	-1.38	0.0	0	0.3	20.8	0.0	0.0	0.0	0	
SVP-13-30	12/17/2024	1019	-0.98	0.0	0	0.3	20.8	0.0	0.0	0.0	0	
SVP-13-30	12/19/2024	1511	-0.66	0.0	0	0.3	20.7	0.0	0.0	0.0	0	
SVP-13-30	12/24/2024	0940	-0.98	0.0	0	0.3	20.7	0.0	0.0	0.0	0	
SVP-13-30	12/26/2024	1040	-0.40	0.0	0	0.3	20.7	0.0	0.0	0.0	0	
SVP-13-30	12/31/2024	1020	NM	NM	NM	NM	NM	NM	NM	NM	NM	Vehicle parked on well vault. Could not access.
SVP-14-10	7/24/2024	0909	0.00	0.0	0	0.0	20.7	0.0	2.8	2.4	0.4	
SVP-14-10	7/31/2024	0935	-0.44	0.0	0	0.0	20.8	0.0	0.0	0.0	0	
SVP-14-10	8/8/2024	1305	0.00	0.0	0	0.2	20.4	0.0	0.0	0.0	0	SEE system was shut down 8/7/2024 for maintenance.
SVP-14-10	8/16/2024	1013	0.00	0.0	0	0.3	19.5	0.0	0.0	0.0	0	SEE system was shut down 8/7/2024 for maintenance.
SVP-14-10	8/21/2024	1345	-0.38	0.0	0	0.3	20.6	0.0	0.0	0.0	0	
SVP-14-10	8/28/2024	1030	-0.26	0.0	0	0.3	20.4	0.0	0.0	0.0	0	SEE system was shut down 8/25/2024 for maintenance.
SVP-14-10	9/4/2024	0902	-0.15	0.0	0	0.1	20.8	0.0	0.0	0.0	0	
SVP-14-10	9/11/2024	1240	-0.13	0.0	0	0.0	20.3	0.0	0.0	0.0	0	
SVP-14-10	9/18/2024	1020	-0.42	0.0	0	0.2	20.5	0.0	0.0	0.0	0	
SVP-14-10	9/25/2024	0952	-0.64	0.0	0	0.1	20.7	0.0	0.0	0.0	0	
SVP-14-10	9/25/2024	0952	NM	0.0	0	0.1	20.7	0.0	0.0	0.0	0	Duplicate sample.
SVP-14-10	10/2/2024	0940	-0.48	0.0	0	0.0	20.9	0.0	0.0	0.0	0	
SVP-14-10	10/8/2024	0843	-0.69	0.0	0	0.1	20.9	0.0	0.0	0.0	0	
SVP-14-10	10/10/2024	0905	-0.63	0.0	0	0.0	20.9	0.0	0.0	0.0	0	
SVP-14-10	10/10/2024	0905	NM	0.0	0	0.0	20.9	0.0	0.0	0.0	0	Duplicate sample.
SVP-14-10	10/15/2024	0821	-0.62	0.0	0	0.1	20.8	0.0	0.0	0.0	0	
SVP-14-10	10/17/2024	0757	-0.63	0.0	0	0.0	20.9	0.0	0.0	0.0	0	
SVP-14-10	10/22/2024	1040	-0.85	0.0	0	0.2	20.7	0.0	0.0	0.0	0	
SVP-14-10	10/24/2024	1024	-2.03	0.0	0	0.0	20.9	0.0	0.0	0.0	0	
SVP-14-10	10/24/2024	1024	NM	0.0	0	0.0	20.9	0.0	0.0	0.0	0	Duplicate sample.
SVP-14-10	10/29/2024	0913	-0.15	0.0	0	0.0	20.9	0.0	0.0	0.0	0	
SVP-14-10	10/31/2024	0906	-0.12	0.0	0	0.1	20.8	0.0	0.0	0.0	0	
SVP-14-10	11/5/2024	1000	-0.20	0.0	0	0.1	20.7	0.0	0.0	0.0	0	
SVP-14-10	11/7/2024	0848	-0.47	0.0	0	0.1	20.9	0.0	0.0	0.0	0	
SVP-14-10	11/12/2024	0806	-0.41	0.0	0	0.1	20.8	0.0	0.0	0.0	0	
SVP-14-10	11/14/2024	0813	-1.99	0.0	0	0.1	20.8	0.0	0.0	0.0	0	
SVP-14-10	11/19/2024	0811	-0.41	0.0	0	0.0	20.7	0.0	0.0	0.0	0	
SVP-14-10	11/21/2024	1448	-1.3	0.0	0	0.0	20.9	0.0	0.0	0.0	0	
SVP-14-10	11/26/2024	0845	-0.19	0.0	0	0.0	20.9	0.0	0.0	0.0	0	
SVP-14-10	11/27/2024	0940	-0.16	0.0	0	0.0	20.9	0.0	0.0	0.0	0	

**ATTACHMENT C
SVP FIELD-SCREENED TEDLAR® BAG RESULTS**

Location	Sample Date	Sample Time (24-Hour)	Vacuum/ Pressure Reading (Inches of H ₂ O)	Fixed Gases				Soil Vapor Concentrations				Comments
				CH ₄ (%)	LEL (%)	CO ₂ (%)	O ₂ (%)	PID (ppmv)	THC (ppmv)	CH ₄ (ppmv)	PHC (ppmv)	
SVP-14-10	12/3/2024	1245	-0.14	0.0	0	0.0	20.9	0.0	0.0	0.0	0	
SVP-14-10	12/6/2024	1145	-0.12	0.0	0	0.0	20.9	0.0	0.0	0.0	0	
SVP-14-10	12/10/2024	1125	-0.20	0.0	0	0.0	20.9	0.0	0.0	0.0	0	
SVP-14-10	12/12/2024	0900	-0.14	0.0	0	0.0	20.9	0.0	0.0	0.0	0	
SVP-14-10	12/17/2024	1004	-0.28	0.0	0	0.0	20.9	0.0	0.0	0.0	0	
SVP-14-10	12/17/2024	1004	NM	0.0	0	0.0	20.9	0.0	0.0	0.0	0	Duplicate sample.
SVP-14-10	12/19/2024	1505	-0.09	0.0	0	0.1	20.9	0.0	0.0	0.0	0	
SVP-14-10	12/24/2024	0930	-0.16	0.0	0	0.1	20.8	0.0	0.0	0.0	0	
SVP-14-10	12/26/2024	1030	-0.19	0.0	0	0.1	20.8	0.0	0.0	0.0	0	
SVP-14-10	12/31/2024	1015	-0.43	0.0	0	0.1	20.7	0.0	0.0	0.0	0	
SVP-14-20	7/24/2024	0910	-0.70	0.0	0	0.2	20.7	0.0	0.0	0.0	0	
SVP-14-20	7/24/2024	0910	NM	0.0	0	0.2	20.7	1.4	0.0	0.0	0	Duplicate sample.
SVP-14-20	7/31/2024	0936	-1.19	0.0	0	0.3	20.7	0.0	0.0	0.0	0	
SVP-14-20	8/8/2024	1306	0.11	0.0	0	0.4	20.4	0.0	0.0	0.0	0	SEE system was shut down 8/7/2024 for maintenance.
SVP-14-20	8/16/2024	1014	-0.35	0.0	0	0.5	20.3	0.0	0.0	0.0	0	SEE system was shut down 8/7/2024 for maintenance.
SVP-14-20	8/21/2024	1346	-1.33	0.0	0	0.5	20.3	0.0	0.0	0.0	0	
SVP-14-20	8/28/2024	1031	-1.05	0.0	0	0.5	20.3	0.0	0.0	0.0	0	SEE system was shut down 8/25/2024 for maintenance.
SVP-14-20	9/4/2024	0903	-0.96	0.0	0	0.3	20.8	0.0	0.0	0.0	0	
SVP-14-20	9/4/2024	0903	NM	0.0	0	0.4	20.7	0.0	0.0	0.0	0	Duplicate sample.
SVP-14-20	9/11/2024	1241	-1.22	0.0	0	0.1	20.7	0.0	0.0	0.0	0	
SVP-14-20	9/18/2024	1021	-1.79	0.0	0	0.1	20.7	0.0	0.0	0.0	0	
SVP-14-20	9/25/2024	0953	-2.01	0.0	0	0.2	20.6	0.0	0.0	0.0	0	
SVP-14-20	10/2/2024	0941	-1.41	0.0	0	0.1	20.7	0.0	0.0	0.0	0	
SVP-14-20	10/8/2024	0844	-2.02	0.0	0	0.1	20.9	0.0	0.0	0.0	0	
SVP-14-20	10/10/2024	0906	-1.96	0.0	0	0.1	20.9	0.0	0.0	0.0	0	
SVP-14-20	10/15/2024	0822	-2.05	0.0	0	0.2	20.7	0.0	0.0	0.0	0	
SVP-14-20	10/17/2024	0758	-2.01	0.0	0	0.1	20.9	0.0	0.0	0.0	0	
SVP-14-20	10/22/2024	1041	-0.85	0.0	0	0.1	20.7	0.0	0.0	0.0	0	
SVP-14-20	10/24/2024	1025	-0.71	0.0	0	0.1	20.8	0.0	0.0	0.0	0	
SVP-14-20	10/29/2024	0914	-0.23	0.0	0	0.1	20.7	0.0	0.0	0.0	0	
SVP-14-20	10/31/2024	0907	-0.40	0.0	0	0.1	20.7	0.0	0.0	0.0	0	
SVP-14-20	11/5/2024	1001	-0.41	0.0	0	0.2	20.8	0.0	0.0	0.0	0	
SVP-14-20	11/7/2024	0849	-1.14	0.0	0	0.2	20.6	0.0	0.0	0.0	0	
SVP-14-20	11/12/2024	0807	-0.94	0.0	0	0.2	20.7	0.0	0.0	0.0	0	
SVP-14-20	11/14/2024	0814	-0.76	0.0	0	0.2	20.6	0.0	0.0	0.0	0	
SVP-14-20	11/19/2024	0812	-0.71	0.0	0	0.2	20.5	0.0	0.0	0.0	0	
SVP-14-20	11/21/2024	1449	-0.5	0.0	0	0.2	20.7	0.0	0.0	0.0	0	
SVP-14-20	11/26/2024	0846	-1.03	0.0	0	0.2	20.7	0.0	0.0	0.0	0	
SVP-14-20	11/27/2024	0940	-0.69	0.0	0	0.2	20.8	0.0	0.0	0.0	0	

**ATTACHMENT C
SVP FIELD-SCREENED TEDLAR® BAG RESULTS**

Location	Sample Date	Sample Time (24-Hour)	Vacuum/ Pressure Reading (Inches of H ₂ O)	Fixed Gases				Soil Vapor Concentrations				Comments
				CH ₄ (%)	LEL (%)	CO ₂ (%)	O ₂ (%)	PID (ppmv)	THC (ppmv)	CH ₄ (ppmv)	PHC (ppmv)	
SVP-14-20	12/3/2024	1245	-0.58	0.0	0	0.1	20.9	0.0	0.0	0.0	0	
SVP-14-20	12/6/2024	1146	-0.49	0.0	0	0.1	20.7	0.0	0.0	0.0	0	
SVP-14-20	12/10/2024	1125	-0.61	0.0	0	0.1	20.9	0.0	0.0	0.0	0	
SVP-14-20	12/12/2024	0901	-0.89	0.0	0	0.1	20.8	0.0	0.0	0.0	0	
SVP-14-20	12/17/2024	1004	-0.68	0.0	0	0.1	20.9	0.0	0.0	0.0	0	
SVP-14-20	12/19/2024	1505	-0.39	0.0	0	0.2	20.8	0.0	0.0	0.0	0	
SVP-14-20	12/24/2024	0930	-0.73	0.0	0	0.2	20.8	0.0	0.0	0.0	0	
SVP-14-20	12/26/2024	1030	-0.26	0.0	0	0.2	20.8	0.0	0.0	0.0	0	
SVP-14-20	12/31/2024	1016	-0.96	0.0	0	0.2	20.7	0.0	0.0	0.0	0	
SVP-14-30	7/24/2024	0911	0.00	0.0	0	0.3	20.6	0.0	0.0	0.0	0	
SVP-14-30	7/31/2024	0937	-1.98	0.0	0	0.3	20.6	0.0	0.0	0.0	0	
SVP-14-30	7/31/2024	0937	NM	0.0	0	0.3	20.6	0.0	0.0	0.0	0	Duplicate sample.
SVP-14-30	8/8/2024	1307	0.59	0.0	0	0.3	20.5	0.0	0.0	0.0	0	SEE system was shut down 8/7/2024 for maintenance.
SVP-14-30	8/8/2024	1307	NM	0.0	0	0.3	20.4	0.0	0.0	0.0	0	Duplicate sample. SEE system was shut down 8/7/2024 for maintenance.
SVP-14-30	8/16/2024	1015	0.00	0.0	0	0.5	19.7	0.0	0.0	0.0	0	SEE system was shut down 8/7/2024 for maintenance.
SVP-14-30	8/21/2024	1347	-1.72	0.0	0	0.4	20.5	0.0	0.0	0.0	0	
SVP-14-30	8/28/2024	1032	-0.76	0.0	0	0.5	20.4	0.0	0.0	0.0	0	SEE system was shut down 8/25/2024 for maintenance.
SVP-14-30	9/4/2024	0904	-2.01	0.0	0	0.3	20.7	0.0	0.0	0.0	0	
SVP-14-30	9/11/2024	1242	-0.14	0.0	0	0.1	20.6	0.0	0.0	0.0	0	
SVP-14-30	9/18/2024	1022	-0.43	0.0	0	0.2	20.6	0.0	0.0	0.0	0	
SVP-14-30	9/25/2024	0954	-3.25	0.0	0	0.2	20.6	0.0	0.0	0.0	0	
SVP-14-30	10/2/2024	0942	-1.57	0.0	0	0.2	20.8	0.0	0.0	0.0	0	
SVP-14-30	10/2/2024	0942	NM	0.0	0	0.2	20.8	0.0	0.0	0.0	0	Duplicate sample.
SVP-14-30	10/8/2024	0845	-3.40	0.0	0	0.2	20.8	0.0	0.0	0.0	0	
SVP-14-30	10/10/2024	0907	-3.57	0.0	0	0.2	20.9	0.0	0.0	0.0	0	
SVP-14-30	10/15/2024	0823	-3.65	0.0	0	0.2	20.6	0.0	0.0	0.0	0	
SVP-14-30	10/17/2024	0759	-2.61	0.0	0	0.2	20.8	0.0	0.0	0.0	0	
SVP-14-30	10/22/2024	1042	0.00	0.0	0	0.2	20.6	0.0	0.0	0.0	0	
SVP-14-30	10/24/2024	1026	-0.20	0.0	0	0.2	20.7	0.0	0.0	0.0	0	
SVP-14-30	10/29/2024	0915	-2.64	0.0	0	0.2	20.6	0.0	0.0	0.0	0	
SVP-14-30	10/31/2024	0908	-0.39	0.0	0	0.2	20.7	0.0	0.0	0.0	0	
SVP-14-30	11/5/2024	1002	-0.74	0.0	0	0.2	20.6	0.0	0.0	0.0	0	
SVP-14-30	11/7/2024	0850	-1.48	0.0	0	0.2	20.7	0.0	0.0	0.0	0	
SVP-14-30	11/12/2024	0808	-2.45	0.0	0	0.2	20.6	0.0	0.0	0.0	0	
SVP-14-30	11/14/2024	0815	-0.66	0.0	0	0.2	20.6	0.0	0.0	0.0	0	
SVP-14-30	11/19/2024	0813	-0.23	0.0	0	0.2	20.5	0.0	0.0	0.0	0	
SVP-14-30	11/21/2024	1450	0.00	0.0	0	0.2	20.7	0.0	0.0	0.0	0	
SVP-14-30	11/26/2024	0847	-1.64	0.0	0	0.2	20.7	0.0	0.0	0.0	0	
SVP-14-30	11/27/2024	0940	-1.08	0.0	0	0.3	20.7	0.0	0.0	0.0	0	

SEE LAST PAGE OF TABLE FOR NOTES

**ATTACHMENT C
SVP FIELD-SCREENED TEDLAR® BAG RESULTS**

Location	Sample Date	Sample Time (24-Hour)	Vacuum/ Pressure Reading (Inches of H ₂ O)	Fixed Gases				Soil Vapor Concentrations				Comments
				CH ₄ (%)	LEL (%)	CO ₂ (%)	O ₂ (%)	PID (ppmv)	THC (ppmv)	CH ₄ (ppmv)	PHC (ppmv)	
SVP-14-30	12/3/2024	1245	-1.36	0.0	0	0.2	20.8	0.0	0.0	0.0	0	
SVP-14-30	12/6/2024	1147	-1.87	0.0	0	0.2	20.8	0.0	0.0	0.0	0	
SVP-14-30	12/10/2024	1125	3.68	0.0	0	0.1	20.9	0.0	0.0	0.0	0	
SVP-14-30	12/12/2024	0902	-0.57	0.0	0	0.2	20.7	0.0	0.0	0.0	0	
SVP-14-30	12/17/2024	1004	-0.17	0.0	0	0.2	20.8	0.0	0.0	0.0	0	
SVP-14-30	12/19/2024	1505	0.31	0.0	0	0.3	20.6	0.0	0.0	0.0	0	
SVP-14-30	12/24/2024	0930	-0.39	0.0	0	0.2	20.7	0.0	0.0	0.0	0	
SVP-14-30	12/26/2024	1030	0.00	0.0	0	0.3	20.6	0.0	0.0	0.0	0	
SVP-14-30	12/31/2024	1017	-0.25	0.0	0	0.3	20.6	0.0	0.0	0.0	0	

Notes:

- 1) PID = Photo Ionization Detector; THC = Total Hydrocarbon Concentration; PHC = Petroleum Hydrocarbon Concentration; ppmv = Parts Per Million By Volume.
- 2) NM = Not Measured.

**ATTACHMENT D
SVP SOIL VAPOR ANALYTICAL SAMPLE RESULTS**

			Benzene			Bromodichloromethane			Bromoform			Bromomethane			1,3-Butadiene		
Residential Screening Criteria (mg/m ³)			0.37			450000			11			6.9					
Location	Sample ID	Sample Date	Result (mg/m ³)	Lab Quals	AECOM Quals	Result (mg/m ³)	Lab Quals	AECOM Quals	Result (mg/m ³)	Lab Quals	AECOM Quals	Result (mg/m ³)	Lab Quals	AECOM Quals	Result (mg/m ³)	Lab Quals	AECOM Quals
SVP-01-10	SVP-01-10-100824	10/8/2024	< 0.0038	U		< 0.0081	U		< 0.012	U		< 0.047	U		< 0.0027	U	
SVP-01-20	SVP-01-20-100824	10/8/2024	< 0.0044	U		< 0.0092	U		< 0.014	U		< 0.053	U		< 0.0030	U	
SVP-01-30	SVP-01-30-081224	8/12/2024	29			< 0.42	U		< 0.65	U		< 0.97	U		< 0.14	U	
SVP-01-30	SVP-01-30-100824	10/8/2024	0.00087	J		0.0019	J		< 0.011	U		< 0.04	U		< 0.0023	U	
SVP-01-30	SVP-01-30-100824-DUP	10/8/2024	< 0.0033	U		0.0068	J		< 0.011	U		0.0078	J		< 0.0023	U	
SVP-02-10	SVP-02-10-100824	10/8/2024	< 0.0040	U		< 0.0083	U		< 0.013	U		< 0.048	U		< 0.0027	U	
SVP-02-20	SVP-02-20-100824	10/8/2024	0.0051			< 0.0073	U		< 0.011	U		< 0.042	U		< 0.0024	U	
SVP-02-30	SVP-02-30-081924	8/19/2024	0.17			< 0.0079	U		< 0.012	U		< 0.046	U		< 0.0026	U	
SVP-02-30	SVP-02-30-100824	10/8/2024	< 0.0033	U		< 0.0069	U		< 0.011	U		< 0.04	U		< 0.0023	U	
SVP-02-30	SVP-02-30-100824-DUP	10/8/2024	< 0.0035	U		< 0.0073	U		< 0.011	U		< 0.042	U		< 0.0024	U	
SVP-03-10	SVP-03-10-100824	10/8/2024	< 0.0037	U		< 0.0078	U		< 0.012	U		< 0.045	U		< 0.0026	U	
SVP-03-20	SVP-03-20-100824	10/8/2024	< 0.0040	U		< 0.0083	U		< 0.013	U		< 0.048	U		< 0.0028	U	
SVP-03-30	SVP-03-30-081924	8/19/2024	< 0.63	U		< 1.3	U		< 2	U		< 3	U		< 0.43	U	
SVP-03-30	SVP-03-30-100824	10/8/2024	0.0022	J		< 0.0076	U		< 0.012	U		< 0.044	U		< 0.0025	U	
SVP-03-30	SVP-03-30-100824-DUP	10/8/2024	0.0023	J		< 0.0078	U		< 0.012	U		< 0.045	U		< 0.0026	U	
SVP-03-30	SVP-03-30-102324	10/23/2024	25			< 0.069	U		< 0.11	U		< 0.16	U		< 0.023	U	
SVP-03-30	SVP-03-30-110624	11/6/2024	1.3			< 0.052	U		< 0.081	U		< 0.3	U		< 0.017	U	
SVP-04-10	SVP-04-10-100824	10/8/2024	0.00064	J		< 0.0069	U		< 0.01	U		< 0.04	U		< 0.0023	U	
SVP-04-20	SVP-04-20-100824	10/8/2024	< 0.0032	U		< 0.0068	U		< 0.01	U		< 0.04	U		< 0.0022	U	
SVP-04-30	SVP-04-30-100824	10/8/2024	0.0028	J		< 0.0075	U		< 0.012	U		< 0.044	U		< 0.0025	U	
SVP-05-10	SVP-05-10-100824	10/8/2024	< 0.0036	U		< 0.0075	U		< 0.012	U		< 0.044	U		< 0.0025	U	
SVP-05-20	SVP-05-20-100824	10/8/2024	0.0035			< 0.0070	U		< 0.011	U		< 0.041	U		< 0.0023	U	
SVP-05-30	SVP-05-30-100824	10/8/2024	< 0.0035	U		< 0.0073	U		< 0.011	U		< 0.042	U		< 0.0024	U	
SVP-05-30	SVP-05-30-101724	10/17/2024	< 0.019	U		< 0.04	U		< 0.061	U		< 0.23	U		< 0.013	U	
SVP-06-10	SVP-06-10-100824	10/8/2024	< 0.0036	U		< 0.0076	U		< 0.012	U		< 0.044	U		< 0.0025	U	
SVP-06-20	SVP-06-20-100824	10/8/2024	< 0.0036	U		< 0.0077	U		< 0.012	U		< 0.044	U		< 0.0025	U	
SVP-06-30	SVP-06-30-081224	8/12/2024	12000			< 16	U		< 25	U		< 37	U		< 5.3	U	
SVP-06-30	SVP-06-30-081924	8/19/2024	2700			< 7.6	U		< 12	U		< 18	U		< 2.5	U	
SVP-06-30	SVP-06-30-100824	10/8/2024	0.055			< 0.0071	U		< 0.011	U		< 0.041	U		< 0.0023	U	
SVP-07-10	SVP-07-10-100824	10/8/2024	0.0017	J		< 0.0077	U		< 0.012	U		< 0.045	U		< 0.0025	U	
SVP-07-20	SVP-07-20-100824	10/8/2024	0.0014	J		< 0.0073	U		< 0.011	U		< 0.042	U		< 0.0024	U	
SVP-07-30	SVP-07-30-100824	10/8/2024	0.0013	J		< 0.0082	U		< 0.013	U		< 0.048	U		< 0.0027	U	

**ATTACHMENT D
SVP SOIL VAPOR ANALYTICAL SAMPLE RESULTS**

			Benzene			Bromodichloromethane			Bromoform			Bromomethane			1,3-Butadiene		
Residential Screening Criteria (mg/m ³)			0.37			450000			11			6.9					
Location	Sample ID	Sample Date	Result (mg/m ³)	Lab Quals	AECOM Quals	Result (mg/m ³)	Lab Quals	AECOM Quals	Result (mg/m ³)	Lab Quals	AECOM Quals	Result (mg/m ³)	Lab Quals	AECOM Quals	Result (mg/m ³)	Lab Quals	AECOM Quals
SVP-10-10	SVP-10-10-083024	8/30/2024	0.00086	J		< 0.0071	U		< 0.011	U		< 0.041	U		< 0.0023	U	
SVP-10-10	SVP-10-10-090424	9/4/2024	0.0017			< 0.0034	U		< 0.0052	U		< 0.0019	U		< 0.0022	U	
SVP-10-20	SVP-10-20-083024	8/30/2024	0.0021	J		< 0.0070	U		< 0.011	U		< 0.04	U		< 0.0023	U	
SVP-10-20	SVP-10-20-090424	9/4/2024	0.0014	J		< 0.0168	U		< 0.0258	U		< 0.0097	U		< 0.0111	U	
SVP-10-30	SVP-10-30-083024	8/30/2024	0.00072	J		< 0.0077	U		< 0.012	U		< 0.045	U		< 0.0025	U	
SVP-10-30	SVP-10-30-090424	9/4/2024	0.0015	J		< 0.0168	U		< 0.0258	U		< 0.0097	U		< 0.0111	U	

**ATTACHMENT D
SVP SOIL VAPOR ANALYTICAL SAMPLE RESULTS**

			Butane			Carbon Tetrachloride			Chlorobenzene			Chloroform			Chloromethane		
Residential Screening Criteria (mg/m ³)						0.21			69			0.11					
Location	Sample ID	Sample Date	Result (mg/m ³)	Lab Quals	AECOM Quals	Result (mg/m ³)	Lab Quals	AECOM Quals	Result (mg/m ³)	Lab Quals	AECOM Quals	Result (mg/m ³)	Lab Quals	AECOM Quals	Result (mg/m ³)	Lab Quals	AECOM Quals
SVP-01-10	SVP-01-10-100824	10/8/2024	< 0.011	U		< 0.0076	U		< 0.0055	U		< 0.0059	U		< 0.025	U	
SVP-01-20	SVP-01-20-100824	10/8/2024	< 0.013	U		< 0.0086	U		< 0.0063	U		< 0.0067	U		< 0.028	U	
SVP-01-30	SVP-01-30-081224	8/12/2024	9.8			< 0.39	U		< 0.29	U		< 0.3	U		< 0.52	U	
SVP-01-30	SVP-01-30-100824	10/8/2024	< 0.0099	U		< 0.0066	U		< 0.0048	U		0.0098		J	< 0.022	U	
SVP-01-30	SVP-01-30-100824-DUP	10/8/2024	< 0.0098	U		< 0.0065	U		< 0.0047	U		0.02		J	< 0.021	U	
SVP-02-10	SVP-02-10-100824	10/8/2024	< 0.012	U		< 0.0078	U		< 0.0057	U		< 0.0060	U		< 0.026	U	
SVP-02-20	SVP-02-20-100824	10/8/2024	< 0.01	U		< 0.0068	U		< 0.0050	U		< 0.0053	U		< 0.022	U	
SVP-02-30	SVP-02-30-081924	8/19/2024	0.17			< 0.0074	U		< 0.0054	U		0.0028	J		< 0.024	U	
SVP-02-30	SVP-02-30-100824	10/8/2024	< 0.0098	U		< 0.0065	U		< 0.0048	U		< 0.0050	U		< 0.021	U	
SVP-02-30	SVP-02-30-100824-DUP	10/8/2024	< 0.01	U		< 0.0068	U		< 0.0050	U		< 0.0053	U		< 0.022	U	
SVP-03-10	SVP-03-10-100824	10/8/2024	< 0.011	U		< 0.0073	U		< 0.0053	U		< 0.0057	U		< 0.024	U	
SVP-03-20	SVP-03-20-100824	10/8/2024	< 0.012	U		< 0.0078	U		< 0.0057	U		< 0.0061	U		< 0.026	U	
SVP-03-30	SVP-03-30-081924	8/19/2024	55			< 1.2	U		< 0.9	U		< 0.96	U		< 1.6	U	
SVP-03-30	SVP-03-30-100824	10/8/2024	< 0.011	U		< 0.0071	U		< 0.0052	U		0.0024	J		< 0.023	U	
SVP-03-30	SVP-03-30-100824-DUP	10/8/2024	< 0.011	U		< 0.0074	U		< 0.0054	U		0.0022	J		< 0.024	U	
SVP-03-30	SVP-03-30-102324	10/23/2024	0.18			< 0.065	U		< 0.047	U		< 0.05	U		< 0.085	U	
SVP-03-30	SVP-03-30-110624	11/6/2024	4.2			< 0.049	U		< 0.036	U		< 0.038	U		< 0.16	U	
SVP-04-10	SVP-04-10-100824	10/8/2024	< 0.0097	U		< 0.0064	U		< 0.0047	U		< 0.0050	U		< 0.021	U	
SVP-04-20	SVP-04-20-100824	10/8/2024	< 0.0097	U		< 0.0064	U		< 0.0047	U		0.0022	J		< 0.021	U	
SVP-04-30	SVP-04-30-100824	10/8/2024	< 0.011	U		< 0.0071	U		< 0.0052	U		< 0.0055	U		< 0.023	U	
SVP-05-10	SVP-05-10-100824	10/8/2024	< 0.011	U		< 0.0071	U		< 0.0052	U		< 0.0055	U		< 0.023	U	
SVP-05-20	SVP-05-20-100824	10/8/2024	< 0.01	U		< 0.0066	U		< 0.0048	U		< 0.0051	U		< 0.022	U	
SVP-05-30	SVP-05-30-100824	10/8/2024	< 0.01	U		< 0.0069	U		< 0.0050	U		0.0020	J		< 0.023	U	
SVP-05-30	SVP-05-30-101724	10/17/2024	14			< 0.037	U		< 0.027	U		< 0.029	U		< 0.12	U	
SVP-06-10	SVP-06-10-100824	10/8/2024	< 0.011	U		< 0.0071	U		< 0.0052	U		< 0.0055	U		< 0.023	U	
SVP-06-20	SVP-06-20-100824	10/8/2024	< 0.011	U		< 0.0072	U		< 0.0053	U		< 0.0056	U		< 0.024	U	
SVP-06-30	SVP-06-30-081224	8/12/2024	< 23	U		< 15	U		< 11	U		< 12	U		< 20	U	
SVP-06-30	SVP-06-30-081924	8/19/2024	6.8	J		< 7.2	U		< 5.2	U		< 5.6	U		< 9.4	U	
SVP-06-30	SVP-06-30-100824	10/8/2024	< 0.01	U		< 0.0067	U		< 0.0049	U		< 0.0052	U		< 0.022	U	
SVP-07-10	SVP-07-10-100824	10/8/2024	0.0039	J		< 0.0072	U		< 0.0053	U		< 0.0056	U		< 0.024	U	
SVP-07-20	SVP-07-20-100824	10/8/2024	< 0.01	U		< 0.0068	U		< 0.0050	U		< 0.0053	U		< 0.022	U	
SVP-07-30	SVP-07-30-100824	10/8/2024	< 0.012	U		< 0.0077	U		< 0.0056	U		< 0.0060	U		< 0.025	U	

**ATTACHMENT D
SVP SOIL VAPOR ANALYTICAL SAMPLE RESULTS**

			Butane			Carbon Tetrachloride			Chlorobenzene			Chloroform			Chloromethane		
Residential Screening Criteria (mg/m ³)						0.21			69			0.11					
Location	Sample ID	Sample Date	Result (mg/m ³)	Lab Quals	AECOM Quals	Result (mg/m ³)	Lab Quals	AECOM Quals	Result (mg/m ³)	Lab Quals	AECOM Quals	Result (mg/m ³)	Lab Quals	AECOM Quals	Result (mg/m ³)	Lab Quals	AECOM Quals
SVP-10-10	SVP-10-10-083024	8/30/2024	< 0.01	U		< 0.0066	U		< 0.0048	U		< 0.0052	U		< 0.022	U	
SVP-10-10	SVP-10-10-090424	9/4/2024	--			0.0004	J		< 0.0023	U		< 0.0024	U		0.0003	J	
SVP-10-20	SVP-10-20-083024	8/30/2024	< 0.0099	U		< 0.0066	U		< 0.0048	U		0.0026	J		< 0.022	U	
SVP-10-20	SVP-10-20-090424	9/4/2024	--			< 0.0157	U		< 0.0115	U		0.003	J		0.001	J	
SVP-10-30	SVP-10-30-083024	8/30/2024	< 0.011	U		< 0.0072	U		< 0.0053	U		0.0014	J		< 0.024	U	
SVP-10-30	SVP-10-30-090424	9/4/2024	--			< 0.0157	U		< 0.0115	U		< 0.0122	U		< 0.0052	U	

**ATTACHMENT D
SVP SOIL VAPOR ANALYTICAL SAMPLE RESULTS**

			alpha-Chlorotoluene			1,2-Dibromoethane (EDB) 0.0078			1,3-Dichlorobenzene			1,4-Dichlorobenzene 1200			Dichlorodifluoromethane 270		
Residential Screening Criteria (mg/m ³)																	
Location	Sample ID	Sample Date	Result (mg/m ³)	Lab Quals	AECOM Quals	Result (mg/m ³)	Lab Quals	AECOM Quals	Result (mg/m ³)	Lab Quals	AECOM Quals	Result (mg/m ³)	Lab Quals	AECOM Quals	Result (mg/m ³)	Lab Quals	AECOM Quals
SVP-01-10	SVP-01-10-100824	10/8/2024	< 0.0062	U		< 0.0092	U		< 0.0072	U		< 0.0072	U		0.0017	J	
SVP-01-20	SVP-01-20-100824	10/8/2024	< 0.0071	U		< 0.01	U		< 0.0083	U		< 0.0083	U		< 0.0068	U	
SVP-01-30	SVP-01-30-081224	8/12/2024	< 0.32	U		< 0.48	U		< 0.38	U		< 0.38	U		< 0.31	U	
SVP-01-30	SVP-01-30-100824	10/8/2024	< 0.0054	U		< 0.0080	U		< 0.0063	U		< 0.0063	U		0.0019	J	
SVP-01-30	SVP-01-30-100824-DUP	10/8/2024	< 0.0053	U		< 0.0079	U		< 0.0062	U		< 0.0062	U		0.0018	J	
SVP-02-10	SVP-02-10-100824	10/8/2024	< 0.0064	U		< 0.0095	U		< 0.0074	U		< 0.0074	U		< 0.0061	U	
SVP-02-20	SVP-02-20-100824	10/8/2024	< 0.0056	U		< 0.0083	U		< 0.0065	U		< 0.0065	U		0.0018	J	
SVP-02-30	SVP-02-30-081924	8/19/2024	< 0.0061	U		< 0.0091	U		< 0.0071	U		< 0.0071	U		0.0023	J	
SVP-02-30	SVP-02-30-100824	10/8/2024	< 0.0054	U		< 0.0080	U		< 0.0062	U		< 0.0062	U		0.0017	J	
SVP-02-30	SVP-02-30-100824-DUP	10/8/2024	< 0.0056	U		< 0.0084	U		< 0.0066	U		< 0.0066	U		0.0017	J	
SVP-03-10	SVP-03-10-100824	10/8/2024	< 0.0060	U		< 0.0089	U		< 0.0070	U		< 0.0070	U		< 0.0057	U	
SVP-03-20	SVP-03-20-100824	10/8/2024	< 0.0064	U		< 0.0096	U		< 0.0075	U		< 0.0075	U		0.0018	J	
SVP-03-30	SVP-03-30-081924	8/19/2024	< 1	U		< 1.5	U		< 1.2	U		< 1.2	U		< 0.97	U	
SVP-03-30	SVP-03-30-100824	10/8/2024	< 0.0059	U		< 0.0087	U		< 0.0068	U		< 0.0068	U		0.0017	J	
SVP-03-30	SVP-03-30-100824-DUP	10/8/2024	< 0.0060	U		< 0.0090	U		< 0.0070	U		< 0.0070	U		0.0018	J	
SVP-03-30	SVP-03-30-102324	10/23/2024	< 0.053	U		< 0.079	U		< 0.062	U		0.0061	J		< 0.051	U	
SVP-03-30	SVP-03-30-110624	11/6/2024	< 0.04	U		< 0.06	U		< 0.047	U		< 0.047	U		< 0.038	U	
SVP-04-10	SVP-04-10-100824	10/8/2024	< 0.0053	U		< 0.0079	U		< 0.0062	U		< 0.0062	U		0.0017	J	
SVP-04-20	SVP-04-20-100824	10/8/2024	< 0.0053	U		< 0.0078	U		< 0.0061	U		< 0.0061	U		0.0016	J	
SVP-04-30	SVP-04-30-100824	10/8/2024	< 0.0058	U		< 0.0086	U		< 0.0068	U		< 0.0068	U		0.0016	J	
SVP-05-10	SVP-05-10-100824	10/8/2024	< 0.0058	U		< 0.0086	U		< 0.0068	U		< 0.0068	U		0.0019	J	
SVP-05-20	SVP-05-20-100824	10/8/2024	< 0.0054	U		< 0.0081	U		< 0.0063	U		< 0.0063	U		< 0.0052	U	
SVP-05-30	SVP-05-30-100824	10/8/2024	< 0.0057	U		< 0.0084	U		< 0.0066	U		< 0.0066	U		0.0016	J	
SVP-05-30	SVP-05-30-101724	10/17/2024	< 0.03	U		< 0.045	U		< 0.035	U		< 0.035	U		< 0.029	U	
SVP-06-10	SVP-06-10-100824	10/8/2024	< 0.0058	U		< 0.0087	U		< 0.0068	U		< 0.0068	U		0.0017	J	
SVP-06-20	SVP-06-20-100824	10/8/2024	< 0.0059	U		< 0.0088	U		< 0.0069	U		< 0.0069	U		< 0.0057	U	
SVP-06-30	SVP-06-30-081224	8/12/2024	< 12	U		< 18	U		< 14	U		< 14	U		< 12	U	
SVP-06-30	SVP-06-30-081924	8/19/2024	< 5.9	U		< 8.8	U		< 6.8	U		< 6.8	U		< 5.6	U	
SVP-06-30	SVP-06-30-100824	10/8/2024	< 0.0055	U		< 0.0081	U		< 0.0064	U		< 0.0064	U		0.0017	J	
SVP-07-10	SVP-07-10-100824	10/8/2024	< 0.0060	U		< 0.0088	U		< 0.0069	U		< 0.0069	U		0.0016	J	
SVP-07-20	SVP-07-20-100824	10/8/2024	< 0.0056	U		< 0.0083	U		< 0.0065	U		< 0.0065	U		0.0017	J	
SVP-07-30	SVP-07-30-100824	10/8/2024	< 0.0063	U		< 0.0094	U		< 0.0074	U		< 0.0074	U		< 0.0060	U	

**ATTACHMENT D
SVP SOIL VAPOR ANALYTICAL SAMPLE RESULTS**

			alpha-Chlorotoluene			1,2-Dibromoethane (EDB)			1,3-Dichlorobenzene			1,4-Dichlorobenzene			Dichlorodifluoromethane		
Residential Screening Criteria (mg/m ³)						0.0078						1200			270		
Location	Sample ID	Sample Date	Result (mg/m ³)	Lab Quals	AECOM Quals	Result (mg/m ³)	Lab Quals	AECOM Quals	Result (mg/m ³)	Lab Quals	AECOM Quals	Result (mg/m ³)	Lab Quals	AECOM Quals	Result (mg/m ³)	Lab Quals	AECOM Quals
SVP-10-10	SVP-10-10-083024	8/30/2024	< 0.0055	U		< 0.0081	U		< 0.0063	U		< 0.0063	U		0.0020	J	
SVP-10-10	SVP-10-10-090424	9/4/2024	< 0.0026	U		< 0.0038	U		< 0.003	U		< 0.003	U		0.0022	J	
SVP-10-20	SVP-10-20-083024	8/30/2024	< 0.0054	U		< 0.0080	U		< 0.0063	U		< 0.0063	U		< 0.0052	U	
SVP-10-20	SVP-10-20-090424	9/4/2024	< 0.0129	U		< 0.0192	U		< 0.015	U		< 0.015	U		0.0024	J	
SVP-10-30	SVP-10-30-083024	8/30/2024	< 0.0060	U		< 0.0088	U		< 0.0069	U		< 0.0069	U		< 0.0057	U	
SVP-10-30	SVP-10-30-090424	9/4/2024	< 0.0129	U		< 0.0192	U		< 0.015	U		< 0.015	U		0.0022	J	

**ATTACHMENT D
SVP SOIL VAPOR ANALYTICAL SAMPLE RESULTS**

			1,2-Dichloroethane			Dichloromethane (Methylene Chloride)			1,2-Dichloropropane			cis-1,3-Dichloropropene			trans-1,3-Dichloropropene		
Residential Screening Criteria (mg/m ³)			0.099			5.6			0.31			0.9					
Location	Sample ID	Sample Date	Result (mg/m ³)	Lab Quals	AECOM Quals	Result (mg/m ³)	Lab Quals	AECOM Quals	Result (mg/m ³)	Lab Quals	AECOM Quals	Result (mg/m ³)	Lab Quals	AECOM Quals	Result (mg/m ³)	Lab Quals	AECOM Quals
SVP-01-10	SVP-01-10-100824	10/8/2024	< 0.0049	U		< 0.042	U		< 0.0056	U		< 0.0055	U		< 0.0055	U	
SVP-01-20	SVP-01-20-100824	10/8/2024	< 0.0056	U		< 0.048	U		< 0.0064	U		< 0.0062	U		< 0.0062	U	
SVP-01-30	SVP-01-30-081224	8/12/2024	< 0.25	U		< 0.87	U		< 0.29	U		< 0.28	U		< 0.28	U	
SVP-01-30	SVP-01-30-100824	10/8/2024	< 0.0042	U		< 0.036	U		< 0.0048	U		< 0.0047	U		< 0.0047	U	
SVP-01-30	SVP-01-30-100824-DUP	10/8/2024	< 0.0042	U		< 0.036	U		< 0.0048	U		< 0.0047	U		< 0.0047	U	
SVP-02-10	SVP-02-10-100824	10/8/2024	< 0.0050	U		< 0.043	U		< 0.0057	U		< 0.0056	U		< 0.0056	U	
SVP-02-20	SVP-02-20-100824	10/8/2024	< 0.0044	U		< 0.038	U		< 0.0050	U		< 0.0049	U		< 0.0049	U	
SVP-02-30	SVP-02-30-081924	8/19/2024	< 0.0048	U		< 0.041	U		< 0.0055	U		< 0.0054	U		< 0.0054	U	
SVP-02-30	SVP-02-30-100824	10/8/2024	< 0.0042	U		< 0.036	U		< 0.0048	U		< 0.0047	U		< 0.0047	U	
SVP-02-30	SVP-02-30-100824-DUP	10/8/2024	< 0.0044	U		< 0.038	U		< 0.0050	U		< 0.0049	U		< 0.0049	U	
SVP-03-10	SVP-03-10-100824	10/8/2024	< 0.0047	U		< 0.04	U		< 0.0054	U		< 0.0053	U		< 0.0053	U	
SVP-03-20	SVP-03-20-100824	10/8/2024	< 0.0050	U		< 0.043	U		< 0.0058	U		< 0.0056	U		< 0.0056	U	
SVP-03-30	SVP-03-30-081924	8/19/2024	< 0.79	U		< 2.7	U		< 0.9	U		< 0.89	U		< 0.89	U	
SVP-03-30	SVP-03-30-100824	10/8/2024	< 0.0046	U		< 0.039	U		< 0.0052	U		< 0.0052	U		< 0.0052	U	
SVP-03-30	SVP-03-30-100824-DUP	10/8/2024	< 0.0047	U		< 0.041	U		< 0.0054	U		< 0.0053	U		< 0.0053	U	
SVP-03-30	SVP-03-30-102324	10/23/2024	< 0.042	U		< 0.14	U		< 0.048	U		< 0.047	U		< 0.047	U	
SVP-03-30	SVP-03-30-110624	11/6/2024	< 0.032	U		< 0.27	U		< 0.036	U		< 0.035	U		< 0.035	U	
SVP-04-10	SVP-04-10-100824	10/8/2024	< 0.0041	U		< 0.036	U		< 0.0047	U		< 0.0046	U		< 0.0046	U	
SVP-04-20	SVP-04-20-100824	10/8/2024	< 0.0041	U		< 0.035	U		< 0.0047	U		< 0.0046	U		< 0.0046	U	
SVP-04-30	SVP-04-30-100824	10/8/2024	< 0.0046	U		< 0.039	U		< 0.0052	U		< 0.0051	U		< 0.0051	U	
SVP-05-10	SVP-05-10-100824	10/8/2024	< 0.0046	U		< 0.039	U		< 0.0052	U		< 0.0051	U		< 0.0051	U	
SVP-05-20	SVP-05-20-100824	10/8/2024	< 0.0042	U		< 0.036	U		< 0.0048	U		< 0.0048	U		< 0.0048	U	
SVP-05-30	SVP-05-30-100824	10/8/2024	< 0.0044	U		< 0.038	U		< 0.0051	U		< 0.0050	U		< 0.0050	U	
SVP-05-30	SVP-05-30-101724	10/17/2024	< 0.024	U		< 0.2	U		< 0.027	U		< 0.027	U		< 0.027	U	
SVP-06-10	SVP-06-10-100824	10/8/2024	< 0.0046	U		< 0.039	U		< 0.0052	U		< 0.0051	U		< 0.0051	U	
SVP-06-20	SVP-06-20-100824	10/8/2024	< 0.0046	U		< 0.04	U		< 0.0053	U		< 0.0052	U		< 0.0052	U	
SVP-06-30	SVP-06-30-081224	8/12/2024	< 9.7	U		< 33	U		< 11	U		< 11	U		< 11	U	
SVP-06-30	SVP-06-30-081924	8/19/2024	< 4.6	U		< 16	U		< 5.3	U		< 5.2	U		< 5.2	U	
SVP-06-30	SVP-06-30-100824	10/8/2024	< 0.0043	U		< 0.037	U		< 0.0049	U		< 0.0048	U		< 0.0048	U	
SVP-07-10	SVP-07-10-100824	10/8/2024	< 0.0046	U		< 0.04	U		< 0.0053	U		< 0.0052	U		< 0.0052	U	
SVP-07-20	SVP-07-20-100824	10/8/2024	< 0.0044	U		< 0.038	U		< 0.0050	U		< 0.0049	U		< 0.0049	U	
SVP-07-30	SVP-07-30-100824	10/8/2024	< 0.0050	U		< 0.042	U		< 0.0057	U		< 0.0056	U		< 0.0056	U	

**ATTACHMENT D
SVP SOIL VAPOR ANALYTICAL SAMPLE RESULTS**

			1,2-Dichloroethane			Dichloromethane (Methylene Chloride)			1,2-Dichloropropane			cis-1,3-Dichloropropene			trans-1,3-Dichloropropene		
Residential Screening Criteria (mg/m ³)			0.099			5.6			0.31			0.9					
Location	Sample ID	Sample Date	Result (mg/m ³)	Lab Quals	AECOM Quals	Result (mg/m ³)	Lab Quals	AECOM Quals	Result (mg/m ³)	Lab Quals	AECOM Quals	Result (mg/m ³)	Lab Quals	AECOM Quals	Result (mg/m ³)	Lab Quals	AECOM Quals
SVP-10-10	SVP-10-10-083024	8/30/2024	< 0.0043	U		< 0.037	U		< 0.0049	U		< 0.0048	U		< 0.0048	U	
SVP-10-10	SVP-10-10-090424	9/4/2024	< 0.002	U		0.0021	J		0.0006	J		< 0.0023	U		< 0.0023	U	
SVP-10-20	SVP-10-20-083024	8/30/2024	< 0.0042	U		< 0.036	U		< 0.0048	U		< 0.0047	U		< 0.0047	U	
SVP-10-20	SVP-10-20-090424	9/4/2024	< 0.0101	U		0.0024	J		< 0.0116	U		< 0.0113	U		< 0.0113	U	
SVP-10-30	SVP-10-30-083024	8/30/2024	< 0.0046	U		< 0.04	U		< 0.0053	U		< 0.0052	U		< 0.0052	U	
SVP-10-30	SVP-10-30-090424	9/4/2024	< 0.0101	U		0.0035	J		< 0.0116	U		< 0.0113	U		< 0.0113	U	

**ATTACHMENT D
SVP SOIL VAPOR ANALYTICAL SAMPLE RESULTS**

Residential Screening Criteria (mg/m ³)			1,4-Dioxane			Ethanol			Ethylbenzene			4-Ethyltoluene			Freon 114 (Dichlorotetrafluoroethane)		
			0.22						1.3								
Location	Sample ID	Sample Date	Result (mg/m ³)	Lab Quals	AECOM Quals	Result (mg/m ³)	Lab Quals	AECOM Quals	Result (mg/m ³)	Lab Quals	AECOM Quals	Result (mg/m ³)	Lab Quals	AECOM Quals	Result (mg/m ³)	Lab Quals	AECOM Quals
SVP-01-10	SVP-01-10-100824	10/8/2024	< 0.017	U		< 0.023	U		< 0.0052	U		< 0.0059	U		< 0.0084	U	
SVP-01-20	SVP-01-20-100824	10/8/2024	< 0.02	U		0.012	J		< 0.0060	U		< 0.0068	U		< 0.0096	U	
SVP-01-30	SVP-01-30-081224	8/12/2024	< 0.9	U		< 0.59	U		0.098	J		< 0.31	U		< 0.44	U	
SVP-01-30	SVP-01-30-100824	10/8/2024	< 0.015	U		0.017	J		< 0.0045	U		< 0.0051	U		< 0.0073	U	
SVP-01-30	SVP-01-30-100824-DUP	10/8/2024	< 0.015	U		0.016	J		< 0.0045	U		< 0.0051	U		< 0.0072	U	
SVP-02-10	SVP-02-10-100824	10/8/2024	< 0.018	U		0.0062	J		< 0.0054	U		< 0.0061	U		< 0.0087	U	
SVP-02-20	SVP-02-20-100824	10/8/2024	< 0.016	U		0.0080	J		< 0.0047	U		< 0.0053	U		< 0.0076	U	
SVP-02-30	SVP-02-30-081924	8/19/2024	< 0.017	U		0.02	J		< 0.0051	U		< 0.0058	U		< 0.0083	U	
SVP-02-30	SVP-02-30-100824	10/8/2024	< 0.015	U		0.016	J		< 0.0045	U		< 0.0051	U		< 0.0072	U	
SVP-02-30	SVP-02-30-100824-DUP	10/8/2024	< 0.016	U		< 0.02	U		< 0.0047	U		< 0.0054	U		< 0.0076	U	
SVP-03-10	SVP-03-10-100824	10/8/2024	< 0.017	U		0.0079	J		< 0.0050	U		< 0.0057	U		< 0.0081	U	
SVP-03-20	SVP-03-20-100824	10/8/2024	< 0.018	U		< 0.023	U		< 0.0054	U		< 0.0061	U		< 0.0087	U	
SVP-03-30	SVP-03-30-081924	8/19/2024	< 2.8	U		< 1.8	U		< 0.85	U		< 0.96	U		< 1.4	U	
SVP-03-30	SVP-03-30-100824	10/8/2024	< 0.016	U		< 0.021	U		< 0.0049	U		< 0.0056	U		< 0.0079	U	
SVP-03-30	SVP-03-30-100824-DUP	10/8/2024	< 0.017	U		< 0.022	U		< 0.0051	U		< 0.0058	U		< 0.0082	U	
SVP-03-30	SVP-03-30-102324	10/23/2024	< 0.15	U		0.054	J		0.031	J		0.0087	J		< 0.072	U	
SVP-03-30	SVP-03-30-110624	11/6/2024	< 0.11	U		< 0.15	U		0.1			0.067	CN		< 0.054	U	
SVP-04-10	SVP-04-10-100824	10/8/2024	< 0.015	U		0.0094	J		< 0.0044	U		< 0.0050	U		< 0.0072	U	
SVP-04-20	SVP-04-20-100824	10/8/2024	< 0.015	U		0.0078	J		< 0.0044	U		< 0.0050	U		< 0.0071	U	
SVP-04-30	SVP-04-30-100824	10/8/2024	< 0.016	U		0.0097	J		< 0.0049	U		< 0.0055	U		< 0.0079	U	
SVP-05-10	SVP-05-10-100824	10/8/2024	< 0.016	U		0.0099	J		< 0.0049	U		< 0.0055	U		< 0.0079	U	
SVP-05-20	SVP-05-20-100824	10/8/2024	< 0.015	U		< 0.02	U		< 0.0046	U		< 0.0052	U		< 0.0073	U	
SVP-05-30	SVP-05-30-100824	10/8/2024	< 0.016	U		< 0.021	U		< 0.0048	U		< 0.0054	U		< 0.0076	U	
SVP-05-30	SVP-05-30-101724	10/17/2024	< 0.085	U		< 0.11	U		< 0.026	U		< 0.029	U		< 0.041	U	
SVP-06-10	SVP-06-10-100824	10/8/2024	< 0.016	U		< 0.021	U		< 0.0049	U		< 0.0056	U		< 0.0079	U	
SVP-06-20	SVP-06-20-100824	10/8/2024	< 0.016	U		< 0.022	U		< 0.0050	U		< 0.0056	U		< 0.0080	U	
SVP-06-30	SVP-06-30-081224	8/12/2024	< 34	U		< 23	U		11			< 12	U		< 17	U	
SVP-06-30	SVP-06-30-081924	8/19/2024	< 16	U		< 11	U		2.7	J		0.7	J		< 8	U	
SVP-06-30	SVP-06-30-100824	10/8/2024	< 0.015	U		0.0082	J		< 0.0046	U		< 0.0052	U		< 0.0074	U	
SVP-07-10	SVP-07-10-100824	10/8/2024	< 0.016	U		< 0.022	U		< 0.0050	U		< 0.0056	U		< 0.0080	U	
SVP-07-20	SVP-07-20-100824	10/8/2024	< 0.016	U		0.0045	J		< 0.0047	U		< 0.0053	U		< 0.0076	U	
SVP-07-30	SVP-07-30-100824	10/8/2024	< 0.018	U		< 0.023	U		< 0.0053	U		< 0.0060	U		< 0.0086	U	

**ATTACHMENT D
SVP SOIL VAPOR ANALYTICAL SAMPLE RESULTS**

			1,4-Dioxane			Ethanol			Ethylbenzene			4-Ethyltoluene			Freon 114 (Dichlorotetrafluoroethane)		
Residential Screening Criteria (mg/m ³)			0.22						1.3								
Location	Sample ID	Sample Date	Result (mg/m ³)	Lab Quals	AECOM Quals	Result (mg/m ³)	Lab Quals	AECOM Quals	Result (mg/m ³)	Lab Quals	AECOM Quals	Result (mg/m ³)	Lab Quals	AECOM Quals	Result (mg/m ³)	Lab Quals	AECOM Quals
SVP-10-10	SVP-10-10-083024	8/30/2024	< 0.015	U		< 0.02	U		< 0.0046	U		< 0.0052	U		< 0.0074	U	
SVP-10-10	SVP-10-10-090424	9/4/2024	< 0.0018	U		0.0083	J		0.006			0.0023	J		< 0.0035	U	
SVP-10-20	SVP-10-20-083024	8/30/2024	< 0.015	U		< 0.02	U		< 0.0045	U		< 0.0051	U		< 0.0073	U	
SVP-10-20	SVP-10-20-090424	9/4/2024	< 0.009	U		0.0115	J		0.0037	J		< 0.0123	U		< 0.0175	U	
SVP-10-30	SVP-10-30-083024	8/30/2024	< 0.016	U		< 0.022	U		< 0.0050	U		< 0.0056	U		< 0.0080	U	
SVP-10-30	SVP-10-30-090424	9/4/2024	< 0.009	U		0.0092	J		0.0039	J		< 0.0123	U		< 0.0175	U	

**ATTACHMENT D
SVP SOIL VAPOR ANALYTICAL SAMPLE RESULTS**

Residential Screening Criteria (mg/m ³)			Heptane			Hexachlorobutadiene			Hexane			2-Hexanone (Methyl N-Butyl Ketone)			Isopentane		
Location	Sample ID	Sample Date	Result (mg/m ³)	Lab Quals	AECOM Quals	Result (mg/m ³)	Lab Quals	AECOM Quals	Result (mg/m ³)	Lab Quals	AECOM Quals	Result (mg/m ³)	Lab Quals	AECOM Quals	Result (mg/m ³)	Lab Quals	AECOM Quals
SVP-01-10	SVP-01-10-100824	10/8/2024	< 0.0049	U		< 0.051	U		< 0.0042	U		< 0.02	U		< 0.014	U	
SVP-01-20	SVP-01-20-100824	10/8/2024	< 0.0056	U		< 0.059	U		< 0.0048	U		< 0.022	U		< 0.016	U	
SVP-01-30	SVP-01-30-081224	8/12/2024	0.16	J		< 2.7	U		1.6			< 1	U		15		
SVP-01-30	SVP-01-30-100824	10/8/2024	< 0.0043	U		< 0.044	U		< 0.0037	U		< 0.017	U		< 0.012	U	
SVP-01-30	SVP-01-30-100824-DUP	10/8/2024	< 0.0042	U		< 0.044	U		< 0.0036	U		< 0.017	U		< 0.012	U	
SVP-02-10	SVP-02-10-100824	10/8/2024	< 0.0051	U		< 0.053	U		< 0.0044	U		< 0.02	U		< 0.015	U	
SVP-02-20	SVP-02-20-100824	10/8/2024	< 0.0044	U		< 0.046	U		< 0.0038	U		< 0.018	U		< 0.013	U	
SVP-02-30	SVP-02-30-081924	8/19/2024	< 0.0048	U		< 0.05	U		< 0.0042	U		< 0.019	U		0.01	J	
SVP-02-30	SVP-02-30-100824	10/8/2024	< 0.0042	U		< 0.044	U		< 0.0036	U		< 0.017	U		< 0.012	U	
SVP-02-30	SVP-02-30-100824-DUP	10/8/2024	< 0.0045	U		< 0.046	U		< 0.0038	U		< 0.018	U		< 0.013	U	
SVP-03-10	SVP-03-10-100824	10/8/2024	< 0.0048	U		< 0.049	U		< 0.0041	U		< 0.019	U		< 0.014	U	
SVP-03-20	SVP-03-20-100824	10/8/2024	< 0.0051	U		< 0.053	U		< 0.0044	U		< 0.02	U		< 0.015	U	
SVP-03-30	SVP-03-30-081924	8/19/2024	< 0.8	U		< 8.4	U		2			< 3.2	U		79		
SVP-03-30	SVP-03-30-100824	10/8/2024	< 0.0046	U		< 0.048	U		< 0.0040	U		< 0.018	U		< 0.013	U	
SVP-03-30	SVP-03-30-100824-DUP	10/8/2024	< 0.0048	U		< 0.05	U		< 0.0041	U		< 0.019	U		< 0.014	U	
SVP-03-30	SVP-03-30-102324	10/23/2024	< 0.042	U		< 0.44	U		0.036			< 0.17	U		0.11	J	
SVP-03-30	SVP-03-30-110624	11/6/2024	0.33			< 0.33	U		1.2			< 0.13	U		4.8		
SVP-04-10	SVP-04-10-100824	10/8/2024	< 0.0042	U		< 0.044	U		< 0.0036	U		< 0.017	U		< 0.012	U	
SVP-04-20	SVP-04-20-100824	10/8/2024	< 0.0042	U		< 0.044	U		< 0.0036	U		< 0.017	U		< 0.012	U	
SVP-04-30	SVP-04-30-100824	10/8/2024	< 0.0046	U		< 0.048	U		< 0.0040	U		< 0.018	U		< 0.013	U	
SVP-05-10	SVP-05-10-100824	10/8/2024	< 0.0046	U		< 0.048	U		< 0.0040	U		< 0.018	U		< 0.013	U	
SVP-05-20	SVP-05-20-100824	10/8/2024	< 0.0043	U		< 0.045	U		< 0.0037	U		< 0.017	U		< 0.012	U	
SVP-05-30	SVP-05-30-100824	10/8/2024	< 0.0045	U		< 0.047	U		< 0.0038	U		< 0.018	U		< 0.013	U	
SVP-05-30	SVP-05-30-101724	10/17/2024	0.032			< 0.25	U		0.47			< 0.097	U		9.1		
SVP-06-10	SVP-06-10-100824	10/8/2024	< 0.0046	U		< 0.048	U		< 0.0040	U		< 0.018	U		< 0.013	U	
SVP-06-20	SVP-06-20-100824	10/8/2024	< 0.0047	U		< 0.049	U		< 0.0040	U		< 0.019	U		< 0.014	U	
SVP-06-30	SVP-06-30-081224	8/12/2024	< 9.8	U		< 100	U		< 8.4	U		< 39	U		< 28	U	
SVP-06-30	SVP-06-30-081924	8/19/2024	< 4.7	U		< 49	U		1.8	J		< 19	U		< 13	U	
SVP-06-30	SVP-06-30-100824	10/8/2024	< 0.0043	U		< 0.045	U		< 0.0037	U		< 0.017	U		0.0029	J	
SVP-07-10	SVP-07-10-100824	10/8/2024	< 0.0047	U		< 0.049	U		< 0.0040	U		< 0.019	U		0.0026	J	
SVP-07-20	SVP-07-20-100824	10/8/2024	< 0.0044	U		< 0.046	U		< 0.0038	U		< 0.018	U		< 0.013	U	
SVP-07-30	SVP-07-30-100824	10/8/2024	< 0.0050	U		< 0.052	U		< 0.0043	U		< 0.02	U		< 0.014	U	

**ATTACHMENT D
SVP SOIL VAPOR ANALYTICAL SAMPLE RESULTS**

			Heptane			Hexachlorobutadiene			Hexane			2-Hexanone (Methyl N-Butyl Ketone)			Isopentane		
Residential Screening Criteria (mg/m ³)																	
Location	Sample ID	Sample Date	Result (mg/m ³)	Lab Quals	AECOM Quals	Result (mg/m ³)	Lab Quals	AECOM Quals	Result (mg/m ³)	Lab Quals	AECOM Quals	Result (mg/m ³)	Lab Quals	AECOM Quals	Result (mg/m ³)	Lab Quals	AECOM Quals
SVP-10-10	SVP-10-10-083024	8/30/2024	< 0.0043	U		< 0.045	U		< 0.0037	U		< 0.017	U		< 0.012	U	
SVP-10-10	SVP-10-10-090424	9/4/2024	0.0019	J		< 0.0053	U		0.0017	J		< 0.002	U		--		
SVP-10-20	SVP-10-20-083024	8/30/2024	< 0.0043	U		< 0.044	U		0.0033	J		< 0.017	U		< 0.012	U	
SVP-10-20	SVP-10-20-090424	9/4/2024	< 0.0102	U		< 0.0267	U		< 0.0088	U		< 0.0102	U		--		
SVP-10-30	SVP-10-30-083024	8/30/2024	< 0.0047	U		< 0.049	U		< 0.0040	U		< 0.019	U		< 0.014	U	
SVP-10-30	SVP-10-30-090424	9/4/2024	< 0.0102	U		< 0.0267	U		0.0014	J		< 0.0102	U		--		

**ATTACHMENT D
SVP SOIL VAPOR ANALYTICAL SAMPLE RESULTS**

			2-Propanol			1,1,2,2-Tetrachloroethane			Tetrachloroethene			1,2,4-Trichlorobenzene			1,1,2-Trichloroethane		
Residential Screening Criteria (mg/m ³)									0.55			5.4			170000		
Location	Sample ID	Sample Date	Result (mg/m ³)	Lab Quals	AECOM Quals	Result (mg/m ³)	Lab Quals	AECOM Quals	Result (mg/m ³)	Lab Quals	AECOM Quals	Result (mg/m ³)	Lab Quals	AECOM Quals	Result (mg/m ³)	Lab Quals	AECOM Quals
SVP-01-10	SVP-01-10-100824	10/8/2024	0.0034	J		< 0.0083	U		< 0.0082	U		< 0.036	U		< 0.0066	U	
SVP-01-20	SVP-01-20-100824	10/8/2024	0.0059	J		< 0.0094	U		< 0.0093	U		< 0.041	U		< 0.0075	U	
SVP-01-30	SVP-01-30-081224	8/12/2024	< 0.77	U		< 0.43	U		< 0.42	U		< 1.8	U		< 0.34	U	
SVP-01-30	SVP-01-30-100824	10/8/2024	0.0062	J		< 0.0072	U		0.073		J	< 0.031	U		< 0.0057	U	
SVP-01-30	SVP-01-30-100824-DUP	10/8/2024	0.0064	J		< 0.0071	U		< 0.0070	U	UJ	< 0.03	U		< 0.0056	U	
SVP-02-10	SVP-02-10-100824	10/8/2024	0.0074	J		< 0.0085	U		< 0.0084	U		< 0.037	U		< 0.0068	U	
SVP-02-20	SVP-02-20-100824	10/8/2024	0.0066	J		< 0.0074	U		< 0.0074	U		< 0.032	U		< 0.0059	U	
SVP-02-30	SVP-02-30-081924	8/19/2024	0.0057	J		< 0.0081	U		< 0.0080	U		< 0.035	U		< 0.0065	U	
SVP-02-30	SVP-02-30-100824	10/8/2024	0.0028	J		< 0.0071	U		< 0.0070	U		< 0.031	U		< 0.0056	U	
SVP-02-30	SVP-02-30-100824-DUP	10/8/2024	0.0038	J		< 0.0075	U		< 0.0074	U		< 0.032	U		< 0.0059	U	
SVP-03-10	SVP-03-10-100824	10/8/2024	0.0046	J		< 0.0080	U		< 0.0079	U		< 0.034	U		< 0.0063	U	
SVP-03-20	SVP-03-20-100824	10/8/2024	0.0042	J		< 0.0085	U		< 0.0084	U		< 0.037	U		< 0.0068	U	
SVP-03-30	SVP-03-30-081924	8/19/2024	< 2.4	U		< 1.3	U		< 1.3	U		< 5.8	U		< 1.1	U	
SVP-03-30	SVP-03-30-100824	10/8/2024	0.0021	J		< 0.0078	U		0.0031	J		< 0.034	U		< 0.0062	U	
SVP-03-30	SVP-03-30-100824-DUP	10/8/2024	0.0046	J		< 0.0080	U		0.0039	J		< 0.035	U		< 0.0064	U	
SVP-03-30	SVP-03-30-102324	10/23/2024	0.04	J		< 0.071	U		0.014	J		< 0.3	U		< 0.056	U	
SVP-03-30	SVP-03-30-110624	11/6/2024	< 0.077	U		< 0.054	U		0.06			< 0.23	U		< 0.042	U	
SVP-04-10	SVP-04-10-100824	10/8/2024	0.0078	J		< 0.0070	U		< 0.0070	U		< 0.03	U		< 0.0056	U	
SVP-04-20	SVP-04-20-100824	10/8/2024	0.0035	J		< 0.0070	U		< 0.0069	U		< 0.03	U		< 0.0056	U	
SVP-04-30	SVP-04-30-100824	10/8/2024	0.0056	J		< 0.0077	U		0.0040	J		< 0.033	U		< 0.0061	U	
SVP-05-10	SVP-05-10-100824	10/8/2024	0.0033	J		< 0.0077	U		< 0.0076	U		< 0.033	U		< 0.0061	U	
SVP-05-20	SVP-05-20-100824	10/8/2024	0.0032	J		< 0.0072	U		< 0.0071	U		< 0.031	U		< 0.0057	U	
SVP-05-30	SVP-05-30-100824	10/8/2024	0.0034	J		< 0.0075	U		< 0.0074	U		< 0.032	U		< 0.0060	U	
SVP-05-30	SVP-05-30-101724	10/17/2024	< 0.058	U		< 0.04	U		< 0.04	U		< 0.18	U		< 0.032	U	
SVP-06-10	SVP-06-10-100824	10/8/2024	0.0054	J		< 0.0078	U		< 0.0077	U		< 0.034	U		< 0.0062	U	
SVP-06-20	SVP-06-20-100824	10/8/2024	0.0034	J		< 0.0079	U		< 0.0078	U		< 0.034	U		< 0.0062	U	
SVP-06-30	SVP-06-30-081224	8/12/2024	< 29	U		< 16	U		< 16	U		< 71	U		< 13	U	
SVP-06-30	SVP-06-30-081924	8/19/2024	< 14	U		< 7.8	U		< 7.7	U		< 34	U		< 6.2	U	
SVP-06-30	SVP-06-30-100824	10/8/2024	0.0021	J		< 0.0073	U		< 0.0072	U		< 0.031	U		< 0.0058	U	
SVP-07-10	SVP-07-10-100824	10/8/2024	0.0035	J		< 0.0079	U		< 0.0078	U		< 0.034	U		< 0.0063	U	
SVP-07-20	SVP-07-20-100824	10/8/2024	0.0030	J		< 0.0074	U		< 0.0074	U		< 0.032	U		< 0.0059	U	
SVP-07-30	SVP-07-30-100824	10/8/2024	0.0024	J		< 0.0084	U		< 0.0083	U		< 0.036	U		< 0.0067	U	

**ATTACHMENT D
SVP SOIL VAPOR ANALYTICAL SAMPLE RESULTS**

			2-Propanol			1,1,2,2-Tetrachloroethane			Tetrachloroethene			1,2,4-Trichlorobenzene			1,1,2-Trichloroethane		
Residential Screening Criteria (mg/m ³)									0.55			5.4			170000		
Location	Sample ID	Sample Date	Result (mg/m ³)	Lab Quals	AECOM Quals	Result (mg/m ³)	Lab Quals	AECOM Quals	Result (mg/m ³)	Lab Quals	AECOM Quals	Result (mg/m ³)	Lab Quals	AECOM Quals	Result (mg/m ³)	Lab Quals	AECOM Quals
SVP-10-10	SVP-10-10-083024	8/30/2024	0.024			< 0.0072	U		< 0.0072	U		< 0.031	U		< 0.0058	U	
SVP-10-10	SVP-10-10-090424	9/4/2024	0.0054	J		< 0.0034	U		0.0025	J		< 0.0037	U		< 0.0027	U	
SVP-10-20	SVP-10-20-083024	8/30/2024	0.021			< 0.0072	U		0.49			< 0.031	U		< 0.0057	U	
SVP-10-20	SVP-10-20-090424	9/4/2024	0.0091	J		< 0.0172	U		0.3242			< 0.0186	U		< 0.0136	U	
SVP-10-30	SVP-10-30-083024	8/30/2024	< 0.011	U		< 0.0079	U		0.42			< 0.034	U		< 0.0063	U	
SVP-10-30	SVP-10-30-090424	9/4/2024	0.0093	J		< 0.0172	U		0.2774			< 0.0186	U		< 0.0136	U	

**ATTACHMENT D
SVP SOIL VAPOR ANALYTICAL SAMPLE RESULTS**

			Trichloroethene			1,2,4-Trimethylbenzene			1,3,5-Trimethylbenzene			2,2,4-Trimethylpentane			Vinyl Chloride		
Residential Screening Criteria (mg/m ³)			1.5									0.29					
Location	Sample ID	Sample Date	Result (mg/m ³)	Lab Quals	AECOM Quals	Result (mg/m ³)	Lab Quals	AECOM Quals	Result (mg/m ³)	Lab Quals	AECOM Quals	Result (mg/m ³)	Lab Quals	AECOM Quals	Result (mg/m ³)	Lab Quals	AECOM Quals
SVP-01-10	SVP-01-10-100824	10/8/2024	< 0.0065	U		< 0.0059	U		< 0.0059	U		< 0.0056	U		< 0.0031	U	
SVP-01-20	SVP-01-20-100824	10/8/2024	< 0.0074	U		< 0.0068	U		< 0.0068	U		< 0.0064	U		< 0.0035	U	
SVP-01-30	SVP-01-30-081224	8/12/2024	< 0.34	U		0.082	J		< 0.31	U		2			< 0.16	U	
SVP-01-30	SVP-01-30-100824	10/8/2024	< 0.0056	U		< 0.0051	U		< 0.0051	U		< 0.0049	U		< 0.0027	U	
SVP-01-30	SVP-01-30-100824-DUP	10/8/2024	< 0.0055	U		< 0.0051	U		< 0.0051	U		< 0.0048	U		< 0.0026	U	
SVP-02-10	SVP-02-10-100824	10/8/2024	< 0.0067	U		< 0.0061	U		< 0.0061	U		< 0.0058	U		< 0.0032	U	
SVP-02-20	SVP-02-20-100824	10/8/2024	< 0.0058	U		< 0.0053	U		< 0.0053	U		< 0.0051	U		< 0.0028	U	
SVP-02-30	SVP-02-30-081924	8/19/2024	< 0.0064	U		< 0.0058	U		< 0.0058	U		< 0.0055	U		< 0.0030	U	
SVP-02-30	SVP-02-30-100824	10/8/2024	< 0.0056	U		< 0.0051	U		< 0.0051	U		< 0.0048	U		< 0.0026	U	
SVP-02-30	SVP-02-30-100824-DUP	10/8/2024	< 0.0058	U		< 0.0054	U		< 0.0054	U		< 0.0051	U		< 0.0028	U	
SVP-03-10	SVP-03-10-100824	10/8/2024	< 0.0062	U		< 0.0057	U		< 0.0057	U		< 0.0054	U		< 0.0030	U	
SVP-03-20	SVP-03-20-100824	10/8/2024	< 0.0067	U		< 0.0061	U		< 0.0061	U		< 0.0058	U		< 0.0032	U	
SVP-03-30	SVP-03-30-081924	8/19/2024	< 1	U		< 0.96	U		< 0.96	U		< 0.92	U		< 0.5	U	
SVP-03-30	SVP-03-30-100824	10/8/2024	< 0.0061	U		< 0.0056	U		< 0.0056	U		< 0.0053	U		< 0.0029	U	
SVP-03-30	SVP-03-30-100824-DUP	10/8/2024	< 0.0063	U		< 0.0058	U		< 0.0058	U		< 0.0055	U		< 0.0030	U	
SVP-03-30	SVP-03-30-102324	10/23/2024	< 0.055	U		0.035	J		< 0.051	U		< 0.048	U		< 0.026	U	
SVP-03-30	SVP-03-30-110624	11/6/2024	< 0.042	U		0.074			0.032	J		0.22			< 0.02	U	
SVP-04-10	SVP-04-10-100824	10/8/2024	< 0.0055	U		< 0.0050	U		< 0.0050	U		< 0.0048	U		< 0.0026	U	
SVP-04-20	SVP-04-20-100824	10/8/2024	< 0.0055	U		< 0.0050	U		< 0.0050	U		< 0.0048	U		< 0.0026	U	
SVP-04-30	SVP-04-30-100824	10/8/2024	< 0.0060	U		< 0.0055	U		< 0.0055	U		< 0.0052	U		< 0.0029	U	
SVP-05-10	SVP-05-10-100824	10/8/2024	< 0.0060	U		< 0.0055	U		< 0.0055	U		< 0.0052	U		< 0.0029	U	
SVP-05-20	SVP-05-20-100824	10/8/2024	< 0.0056	U		< 0.0052	U		< 0.0052	U		< 0.0049	U		< 0.0027	U	
SVP-05-30	SVP-05-30-100824	10/8/2024	< 0.0059	U		< 0.0054	U		< 0.0054	U		< 0.0051	U		< 0.0028	U	
SVP-05-30	SVP-05-30-101724	10/17/2024	< 0.032	U		< 0.029	U		< 0.029	U		0.049			< 0.015	U	
SVP-06-10	SVP-06-10-100824	10/8/2024	< 0.0061	U		< 0.0056	U		< 0.0056	U		< 0.0053	U		< 0.0029	U	
SVP-06-20	SVP-06-20-100824	10/8/2024	< 0.0062	U		< 0.0056	U		< 0.0056	U		< 0.0053	U		< 0.0029	U	
SVP-06-30	SVP-06-30-081224	8/12/2024	< 13	U		1.6	J		< 12	U		< 11	U		< 6.1	U	
SVP-06-30	SVP-06-30-081924	8/19/2024	< 6.1	U		< 5.6	U		< 5.6	U		4.5	J		< 2.9	U	
SVP-06-30	SVP-06-30-100824	10/8/2024	0.0014	J		< 0.0052	U		< 0.0052	U		< 0.0050	U		< 0.0027	U	
SVP-07-10	SVP-07-10-100824	10/8/2024	< 0.0062	U		< 0.0056	U		< 0.0056	U		< 0.0054	U		< 0.0029	U	
SVP-07-20	SVP-07-20-100824	10/8/2024	< 0.0058	U		< 0.0053	U		< 0.0053	U		< 0.0051	U		< 0.0028	U	
SVP-07-30	SVP-07-30-100824	10/8/2024	< 0.0066	U		< 0.0060	U		< 0.0060	U		< 0.0057	U		< 0.0031	U	

**ATTACHMENT D
SVP SOIL VAPOR ANALYTICAL SAMPLE RESULTS**

			Trichloroethene			1,2,4-Trimethylbenzene			1,3,5-Trimethylbenzene			2,2,4-Trimethylpentane			Vinyl Chloride		
Residential Screening Criteria (mg/m ³)			1.5									0.29					
Location	Sample ID	Sample Date	Result (mg/m ³)	Lab Quals	AECOM Quals	Result (mg/m ³)	Lab Quals	AECOM Quals	Result (mg/m ³)	Lab Quals	AECOM Quals	Result (mg/m ³)	Lab Quals	AECOM Quals	Result (mg/m ³)	Lab Quals	AECOM Quals
SVP-10-10	SVP-10-10-083024	8/30/2024	< 0.0057	U		< 0.0052	U		< 0.0052	U		< 0.0049	U		< 0.0027	U	
SVP-10-10	SVP-10-10-090424	9/4/2024	< 0.0027	U		0.0192			0.09			< 0.0023	U		< 0.0013	U	
SVP-10-20	SVP-10-20-083024	8/30/2024	< 0.0056	U		< 0.0051	U		< 0.0051	U		0.0056			< 0.0027	U	
SVP-10-20	SVP-10-20-090424	9/4/2024	< 0.0134	U		0.0131			0.0536			< 0.0117	U		< 0.0064	U	
SVP-10-30	SVP-10-30-083024	8/30/2024	< 0.0062	U		< 0.0056	U		< 0.0056	U		< 0.0054	U		< 0.0029	U	
SVP-10-30	SVP-10-30-090424	9/4/2024	< 0.0134	U		0.0133			0.0521			< 0.0117	U		< 0.0064	U	

**ATTACHMENT D
SVP SOIL VAPOR ANALYTICAL SAMPLE RESULTS**

			m,p-Xylene			o-Xylene			Carbon Dioxide			Carbon Monoxide			Ethane		
Residential Screening Criteria (mg/m ³)			130			120											
Location	Sample ID	Sample Date	Result (mg/m ³)	Lab Quals	AECOM Quals	Result (mg/m ³)	Lab Quals	AECOM Quals	Result (%)	Lab Quals	AECOM Quals	Result (%)	Lab Quals	AECOM Quals	Result (%)	Lab Quals	AECOM Quals
SVP-01-10	SVP-01-10-100824	10/8/2024	< 0.01	U		< 0.0052	U		0.12			< 0.024	U		< 0.0024	U	
SVP-01-20	SVP-01-20-100824	10/8/2024	< 0.012	U		< 0.0060	U		0.086			< 0.028	U		< 0.0028	U	
SVP-01-30	SVP-01-30-081224	8/12/2024	0.26	J		< 0.27	U		0.98			< 0.025	U		< 0.0025	U	
SVP-01-30	SVP-01-30-100824	10/8/2024	< 0.0091	U		< 0.0045	U		0.32			< 0.021	U		< 0.0021	U	
SVP-01-30	SVP-01-30-100824-DUP	10/8/2024	< 0.0089	U		< 0.0045	U		0.29			< 0.021	U		< 0.0021	U	
SVP-02-10	SVP-02-10-100824	10/8/2024	< 0.011	U		< 0.0054	U		0.21			< 0.025	U		< 0.0025	U	
SVP-02-20	SVP-02-20-100824	10/8/2024	< 0.0094	U		< 0.0047	U		0.074			< 0.022	U		< 0.0022	U	
SVP-02-30	SVP-02-30-081924	8/19/2024	< 0.01	U		< 0.0051	U		1.4			< 0.024	U		< 0.0024	U	
SVP-02-30	SVP-02-30-100824	10/8/2024	< 0.0090	U		< 0.0045	U		0.23			< 0.021	U		< 0.0021	U	
SVP-02-30	SVP-02-30-100824-DUP	10/8/2024	< 0.0095	U		< 0.0047	U		0.23			< 0.022	U		< 0.0022	U	
SVP-03-10	SVP-03-10-100824	10/8/2024	< 0.01	U		< 0.0050	U		0.12			< 0.023	U		< 0.0023	U	
SVP-03-20	SVP-03-20-100824	10/8/2024	< 0.011	U		< 0.0054	U		0.17			< 0.025	U		< 0.0025	U	
SVP-03-30	SVP-03-30-081924	8/19/2024	< 0.85	U		< 0.85	U		2.9			< 0.024	U		< 0.0024	U	
SVP-03-30	SVP-03-30-100824	10/8/2024	< 0.0098	U		< 0.0049	U		0.47			< 0.023	U		< 0.0023	U	
SVP-03-30	SVP-03-30-100824-DUP	10/8/2024	< 0.01	U		< 0.0051	U		0.46			< 0.023	U		< 0.0023	U	
SVP-03-30	SVP-03-30-102324	10/23/2024	0.066			0.016	J		1.1			< 0.021	U		< 0.0021	U	
SVP-03-30	SVP-03-30-110624	11/6/2024	0.18			< 0.034	U		1.6			< 0.023	U		< 0.0023	U	
SVP-04-10	SVP-04-10-100824	10/8/2024	< 0.0089	U		< 0.0044	U		0.74			< 0.020	U		< 0.0020	U	
SVP-04-20	SVP-04-20-100824	10/8/2024	< 0.0088	U		< 0.0044	U		0.61			< 0.020	U		< 0.0020	U	
SVP-04-30	SVP-04-30-100824	10/8/2024	< 0.0098	U		< 0.0049	U		0.50			< 0.022	U		< 0.0022	U	
SVP-05-10	SVP-05-10-100824	10/8/2024	< 0.0098	U		< 0.0049	U		0.14			< 0.022	U		< 0.0022	U	
SVP-05-20	SVP-05-20-100824	10/8/2024	< 0.0091	U		< 0.0046	U		0.090			< 0.021	U		< 0.0021	U	
SVP-05-30	SVP-05-30-100824	10/8/2024	< 0.0095	U		< 0.0048	U		0.32			< 0.022	U		< 0.0022	U	
SVP-05-30	SVP-05-30-101724	10/17/2024	< 0.051	U		< 0.026	U		0.30			< 0.024	U		0.000053	J	
SVP-06-10	SVP-06-10-100824	10/8/2024	< 0.0098	U		< 0.0049	U		0.13			< 0.023	U		< 0.0023	U	
SVP-06-20	SVP-06-20-100824	10/8/2024	< 0.0099	U		< 0.0050	U		0.16			< 0.023	U		< 0.0023	U	
SVP-06-30	SVP-06-30-081224	8/12/2024	12			2.3	J		4.0			< 0.024	U		< 0.0024	U	
SVP-06-30	SVP-06-30-081924	8/19/2024	3	J		< 5	U		6.3			< 0.023	U		0.000031	J	
SVP-06-30	SVP-06-30-100824	10/8/2024	< 0.0092	U		< 0.0046	U		0.56			< 0.021	U		< 0.0021	U	
SVP-07-10	SVP-07-10-100824	10/8/2024	< 0.01	U		< 0.0050	U		0.20			< 0.023	U		< 0.0023	U	
SVP-07-20	SVP-07-20-100824	10/8/2024	< 0.0094	U		< 0.0047	U		0.15			< 0.022	U		< 0.0022	U	
SVP-07-30	SVP-07-30-100824	10/8/2024	< 0.011	U		< 0.0053	U		0.35			< 0.024	U		< 0.0024	U	

**ATTACHMENT D
SVP SOIL VAPOR ANALYTICAL SAMPLE RESULTS**

			m,p-Xylene			o-Xylene			Carbon Dioxide			Carbon Monoxide			Ethane		
Residential Screening Criteria (mg/m ³)			130			120											
Location	Sample ID	Sample Date	Result (mg/m ³)	Lab Quals	AECOM Quals	Result (mg/m ³)	Lab Quals	AECOM Quals	Result (%)	Lab Quals	AECOM Quals	Result (%)	Lab Quals	AECOM Quals	Result (%)	Lab Quals	AECOM Quals
SVP-10-10	SVP-10-10-083024	8/30/2024	< 0.0092	U		< 0.0046	U		0.29			< 0.021	U		< 0.0021	U	
SVP-10-10	SVP-10-10-090424	9/4/2024	0.0042	J		0.0034			--			--			--		
SVP-10-20	SVP-10-20-083024	8/30/2024	< 0.0091	U		< 0.0045	U		1.6			< 0.021	U		< 0.0021	U	
SVP-10-20	SVP-10-20-090424	9/4/2024	< 0.0217	U		0.0025	J		--			--			--		
SVP-10-30	SVP-10-30-083024	8/30/2024	< 0.01	U		< 0.0050	U		2.2			< 0.023	U		< 0.0023	U	
SVP-10-30	SVP-10-30-090424	9/4/2024	< 0.0217	U		0.0025	J		--			--			--		

**ATTACHMENT D
SVP SOIL VAPOR ANALYTICAL SAMPLE RESULTS**

			Ethene			Helium			Methane			Nitrogen			Oxygen		
Residential Screening Criteria (mg/m ³)																	
Location	Sample ID	Sample Date	Result (%)	Lab Quals	AECOM Quals	Result (%)	Lab Quals	AECOM Quals	Result (%)	Lab Quals	AECOM Quals	Result (%)	Lab Quals	AECOM Quals	Result (%)	Lab Quals	AECOM Quals
SVP-01-10	SVP-01-10-100824	10/8/2024	< 0.0024	U		0.036	J		0.00018	J		79			21		
SVP-01-20	SVP-01-20-100824	10/8/2024	< 0.0028	U		0.88			0.00016	J		78			21		
SVP-01-30	SVP-01-30-081224	8/12/2024	< 0.0025	U		< 0.12	U		0.0034			79			20		
SVP-01-30	SVP-01-30-100824	10/8/2024	< 0.0021	U		< 0.10	U		0.000052	J		79			21		
SVP-01-30	SVP-01-30-100824-DUP	10/8/2024	< 0.0021	U		< 0.10	U		0.000057	J		79			21		
SVP-02-10	SVP-02-10-100824	10/8/2024	< 0.0025	U		< 0.12	U		0.00016	J		79			21		
SVP-02-20	SVP-02-20-100824	10/8/2024	< 0.0022	U		4.7			0.00019	J		75			20		
SVP-02-30	SVP-02-30-081924	8/19/2024	< 0.0024	U		0.29			0.00049			80			18		
SVP-02-30	SVP-02-30-100824	10/8/2024	< 0.0021	U		< 0.10	U		0.00016	J		79			21		
SVP-02-30	SVP-02-30-100824-DUP	10/8/2024	< 0.0022	U		< 0.11	U		0.00016	J		79			21		
SVP-03-10	SVP-03-10-100824	10/8/2024	< 0.0023	U		< 0.12	U		0.00017	J		79			21		
SVP-03-20	SVP-03-20-100824	10/8/2024	< 0.0025	U		< 0.12	U		0.00017	J		79			21		
SVP-03-30	SVP-03-30-081924	8/19/2024	< 0.0024	U		< 0.12	U		0.0019			80			17		
SVP-03-30	SVP-03-30-100824	10/8/2024	< 0.0023	U		< 0.11	U		0.000079	J		78			21		
SVP-03-30	SVP-03-30-100824-DUP	10/8/2024	< 0.0023	U		< 0.12	U		0.000090	J		78			21		
SVP-03-30	SVP-03-30-102324	10/23/2024	< 0.0021	U		0.0040	J		0.0024			78			21		
SVP-03-30	SVP-03-30-110624	11/6/2024	< 0.0023	U		< 0.12	U		0.031			78			20		
SVP-04-10	SVP-04-10-100824	10/8/2024	< 0.0020	U		< 0.10	U		< 0.00020	U		78			21		
SVP-04-20	SVP-04-20-100824	10/8/2024	< 0.0020	U		< 0.10	U		0.000066	J		78			21		
SVP-04-30	SVP-04-30-100824	10/8/2024	< 0.0022	U		< 0.11	U		0.00010	J		78			21		
SVP-05-10	SVP-05-10-100824	10/8/2024	< 0.0022	U		< 0.11	U		0.00014	J		79			21		
SVP-05-20	SVP-05-20-100824	10/8/2024	< 0.0021	U		< 0.10	U		0.00019	J		79			21		
SVP-05-30	SVP-05-30-100824	10/8/2024	< 0.0022	U		< 0.11	U		0.00010	J		79			21		
SVP-05-30	SVP-05-30-101724	10/17/2024	< 0.0024	U		< 0.12	U		0.00015	J		79			21		
SVP-06-10	SVP-06-10-100824	10/8/2024	< 0.0023	U		< 0.11	U		0.00013	J		79			21		
SVP-06-20	SVP-06-20-100824	10/8/2024	< 0.0023	U		< 0.11	U		0.000083	J		79			21		
SVP-06-30	SVP-06-30-081224	8/12/2024	0.00012	J		< 0.12	U		0.056			79			17		
SVP-06-30	SVP-06-30-081924	8/19/2024	< 0.0023	U		0.0069	J		0.070			80			14		
SVP-06-30	SVP-06-30-100824	10/8/2024	< 0.0021	U		< 0.11	U		0.00020	J		78			21		
SVP-07-10	SVP-07-10-100824	10/8/2024	< 0.0023	U		< 0.12	U		0.00012	J		78			22		
SVP-07-20	SVP-07-20-100824	10/8/2024	< 0.0022	U		< 0.11	U		0.00012	J		78			22		
SVP-07-30	SVP-07-30-100824	10/8/2024	< 0.0024	U		< 0.12	U		0.00010	J		79			21		

**ATTACHMENT D
SVP SOIL VAPOR ANALYTICAL SAMPLE RESULTS**

			Ethene			Helium			Methane			Nitrogen			Oxygen		
Residential Screening Criteria (mg/m ³)																	
Location	Sample ID	Sample Date	Result (%)	Lab Quals	AECOM Quals	Result (%)	Lab Quals	AECOM Quals	Result (%)	Lab Quals	AECOM Quals	Result (%)	Lab Quals	AECOM Quals	Result (%)	Lab Quals	AECOM Quals
SVP-10-10	SVP-10-10-083024	8/30/2024	< 0.0021	U		0.025	J		0.00018	J		79			21		
SVP-10-10	SVP-10-10-090424	9/4/2024	--			--			--			--			--		
SVP-10-20	SVP-10-20-083024	8/30/2024	< 0.0021	U		0.0046	J		0.000081	J		78			20		
SVP-10-20	SVP-10-20-090424	9/4/2024	--			--			--			--			--		
SVP-10-30	SVP-10-30-083024	8/30/2024	< 0.0023	U		2.5			< 0.00023	U		77			18		
SVP-10-30	SVP-10-30-090424	9/4/2024	--			--			--			--			--		

Notes:

Screening criteria are from 35 I.A.C 742 (TACO) Appendix B, Table H - Tier 1 Soil Gas and Groundwater Remediation Objectives for the Indoor Inhalation Exposure Route (Residential).

Blank screening criteria cell indicates analyte does not have a screening criterion.

Bold results are detections above the reporting limit (RL), or estimated detections between the method detection limit (MDL) and RL.

< #.## Gray text indicates the analyte was not detected above the given reporting limit.

Yellow highlighted cells indicate detections that exceed residential screening criteria.

-- Empty cell without a value indicates analyte was not analyzed.

Primary Row SVPs (SVP-01 through SVP-07) are located on industrial property, inside the fence of the Former Public Works Yard.

Results from those SVPs are compared to residential screening criteria here for informational purposes.

SVP-03, SVP-06 and SVP-07 are located inside the thermal influence boundary, and SVP-02 is located adjacent to the thermal influence boundary.

Secondary Row SVPS (SVP-08 through SVP-14) are located on Eighth Street.

Samples were collected on 10/8/2024 because the half-target temperature milestone had been reached.

Tedlar® bag sample results were below analytical sample trigger thresholds in December 2024.

Lab Qualifiers

J = Estimated value; results between the MDL and RL

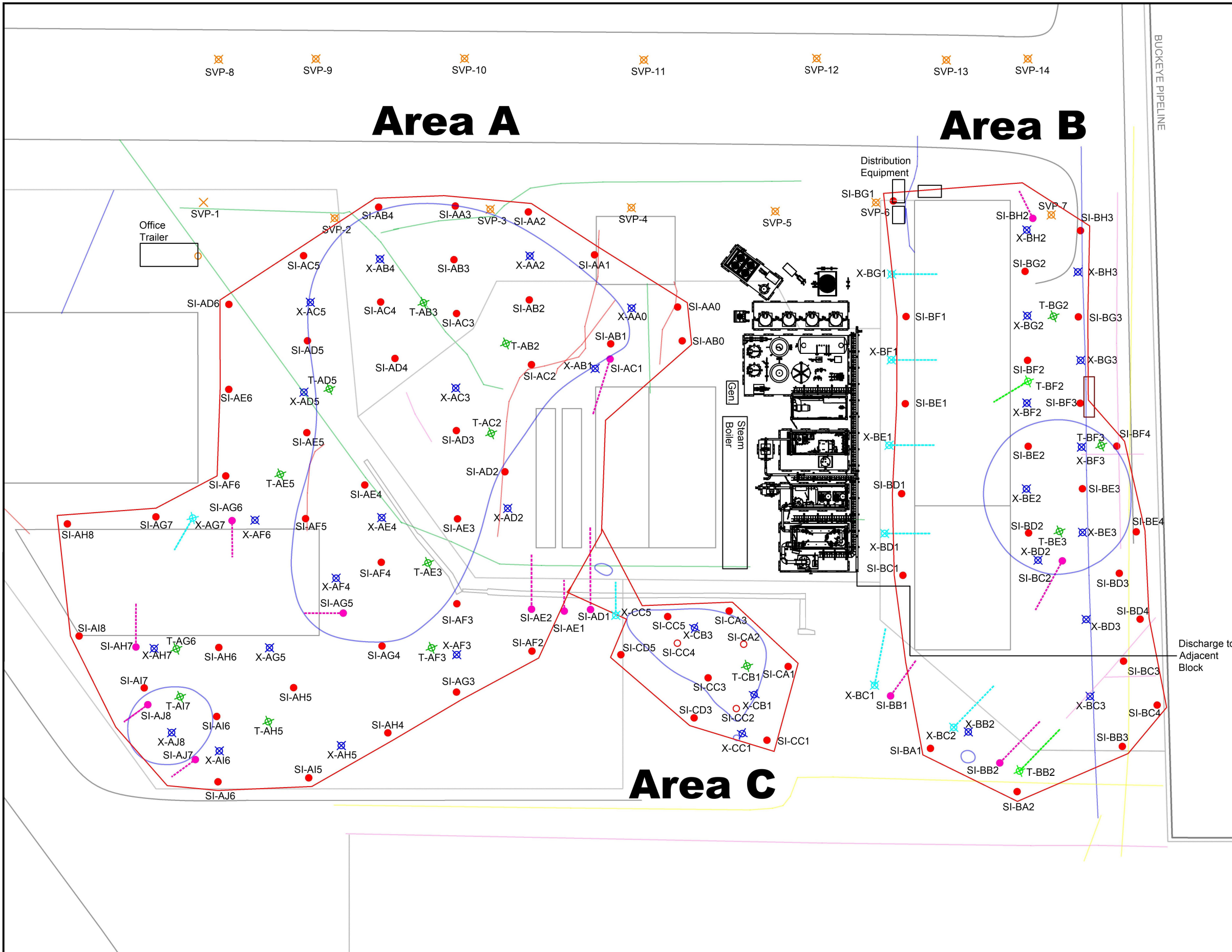
U = Compound analyzed for but not detected above the RL

AECOM Qualifiers

J = Estimated detection

UJ = Estimated non-detect

U = Non-detect due to blank contamination



LEGEND

AREA A

- Steam Injection Well [39]
- Angled Steam Injection Well [9]
- ⊗ Multiphase Extraction Well [17]
- ⊗ Angled MPE Well [1]
- ⊗ Temperature Sensor Well [10]
- Thermal Influence (28,271 sq. ft)

AREA B

- Steam Injection Well [22]
- Angled Steam Injection Well [4]
- ⊗ Multiphase Extraction Well [12]
- ⊗ Angled MPE Well [6]
- ⊗ Temperature Sensor Well [3]
- ⊗ Angled Temp. Sensor Well [2]
- Thermal Influence (15,745 sq. ft)

AREA C

- Steam Injection Well [7]
- Shallow Steam Injection Well [3]
- ⊗ Multiphase Extraction Well [3]
- ⊗ Angled MPE Well [1]
- ⊗ Temperature Sensor Well [1]
- Thermal Influence (2,571 sq. ft)

General

- ⊗ Vapor Monitoring Well [14]
- July 2023 Benzene TTZ
- Buckeye Pipeline
- Gas
- Water
- Sewer
- Electrical
- Unknown Buried Line
- Existing Fence

NOTES:

1. STEAM WELLS REQUIRE MIN. 4" BORING.
2. EXTRACTION WELLS REQUIRE MIN. 8" BORING.
3. SENSOR WELLS REQUIRE MIN. 4" BORING.
4. PIPELINE LOCATION PROVIDED BY AECOM.
5. VAPOR MONITORING POINTS TO BE INSTALLED BY OTHERS.

SCALE IN FEET

0 25 50

N



McMILLAN-McGEE CORP.
 ELECTROMAGNETIC SYSTEMS AND SERVICES
 FOR THE ENERGY AND ENVIRONMENTAL INDUSTRIES
 4895 - 35B STREET SE
 CALGARY, AB T2B 3M9 CANADA
 WWW.McMILLAN-McGEE.COM
 PH: 403.569.5100, FX: 403.272.7201

REV.	DATE (D/M/Y)	DESCRIPTION	DRAWN BY	ORG/ENGR Dist	APPROVED BY
D4	2024/05/27	As-Built Well Survey Edits	CO	CC	-
D3	2024/05/24	As-Built Well Survey Edits	CO	CC	-
D2	2024/05/22	As-Built Well Survey	CO	CC	-
D1	2024/01/25	As-Built	CC	DR	-
C8	2023/09/07	UPDATED WELL COUNTS	CW	CW	CC
D5	2024/08/30	As-Built Sample Well Survey Edits	CC	CC	CC

DATE: _____

APEGA PERMIT NUMBER: P09178

SCALE: NOT TO SCALE

SEE Well Field Layout

AECOM

TITLE: _____

CLIENT: _____

PROJECT: **Roxana Public Works Yard
Roxana, Illinois**

SHEET: **WFL-01**

