Illinois Environmental Protection Agency

Bureau of Land • 1021 North Grand Avenue East • P.O. Box 19276 • Springfield • Illinois • 62794-9276

ILLINOIS EPA RCRA CORRECTIVE ACTION CERTIFICATION

This certification must accompany any document submitted to Illinois EPA in accordance with the corrective action requirements set forth in a facility's RCRA permit. The original and two copies of all documents submitted must be provided.

1.0 Facility Identification

Name: Equilon Enterprises LLC d/b/a/ Shell
County: Madison
Street Address: 900 South Central Ave
Site No. (IEPA): 1191150002
City: Roxana
Site No. (USEPA): ILD080 012 305

2.0 Owner Information

Name: Not Applicable
Mail Address:
City:
State: Zip Code:
Contact Name:
Contact Title:
Phone:

3.0 Operator Information

Name: Equilon Enterprises LLC d/b/a/ Shell
Mail Address: 128 East Center Street
City: Nazareth
State: PA Zip Code: 18064
Contact Name: Leroy Bealer
Contact Title: Senior Program Manager
Phone: 484-632-7955

4.0 Type of Submission (check applicable item and provide requested information, as applicable)

- [ ] RFI Phase I Workplan/Report
- [ ] RFI Phase II Workplan/Report
- [ ] CMP Report;
- [x] Other (describe):

IEPA Permit Log No. B-43R
Date of Last IEPA Letter on Project June 21, 2024
Log No. of Last IEPA Letter on Project B-43R--M-52 and B-43R-M-52

Does this submittal include groundwater information: [x] Yes [ ] No

Soil Vapor Sampling and SVE Monitoring Report - 3rd Quarter 2024

Date of Submittal October 28, 2024

5.0 Description of Submittal: (briefly describe what is being submitted and its purpose)

Soil Vapor Sampling and SVE Monitoring Report for the 3rd Quarter 2024 in the project area located in the Village of Roxana, Illinois.

6.0 Documents Submitted (identify all documents in submittal, including cover letter; give dates of all documents)

Cover letter, RCRA Corrective Action Certification, and Report dated 10/28/2024. Copy of submittal also sent directly to C. Kihyun, T. Halteman, and A. Al-Janabi of IEPA.

IL 532-2832
LPC 632

For: Roxana, IL 3Q24 SV-SVE Report

Date of Submission: 10/28/2024

7.0 Certification Statement

(This statement is part of the overall certification being provided by the owner/operator, professional and laboratory in Items 7.1, 7.2 and 7.3 below). The activities described in the subject submittals have been carried out in accordance with procedures approved by Illinois EPA. I certify under penalty of law that this document and all attachments were prepared under my direction or supervision in accordance with a system designed to assure that qualified personnel properly gather and evaluate the information submitted. Based on my inquiry of the person or persons who manage the system, or those persons directly responsible for gathering the information, the information submitted is, to the best of my knowledge and belief, true, accurate, and complete. I am aware that there are significant penalties for submitting false information, including the possibility of fine and imprisonment for knowing violations.

7.1 Owner/Operator Certification

(Must be completed for all submittals. Certification and signature requirements are set forth in 35 IAC 702.126.) All submittals pertaining to the corrective action requirements set forth in a RCRA Permit must be signed by the person designated below (or by a duly authorized representative of that person):

1. For a Corporation, by a principal executive officer of at least the level of vice president.
2. For a Partnership or Sole Proprietorship, by a general partner or the proprietor, respectively.
3. For a Governmental Entity, by either a principal executive officer or a ranking elected official.

A person is a duly authorized representative only if:

1. the authorization is made in writing by a person described above; and
2. the written authorization is provided with this submittal (a copy of a previously submitted authorization can be used).

Owner Signature: _____ Date: _____

Title: _____

Operator Signature: _____ Date: 10/16/2024

Title: **Senior Program Manager**

7.2 Professional Certification (if necessary)

Work carried out in this submittal or the regulations may also be subject to other laws governing professional services, such as the Illinois Professional Land Surveyor Act of 1989, the Professional Engineering Practice Act of 1989, the Professional Geologist Licensing Act, and the Structural Engineering Licensing Act of 1989. No one is relieved from compliance with these laws and the regulations adopted pursuant to these laws. All work that falls within the scope and definitions of these laws must be performed in compliance with them. The Illinois EPA may refer any discovered violation of these laws to the appropriate regulating authority.

Any person who knowingly makes a false, fictitious, or fraudulent material statement, orally or in writing, to the Illinois EPA commits a Class 4 felony. A second or subsequent offense after conviction is a Class 3 felony. (415 ILCS 5/44 (h))

Professional's Signature: _____ Date: 10/25/2024

Professional's Name Wendy Pennington

Address 100 N. Broadway, 20th Floor

City St. Louis

State MO Zip Code 63102

Phone 314-452-8929

Professional's Seal:

LICENSED PROFESSIONAL ENGINEER
WENDY M. PENNINGTON
062.064098
expires 11-30-25
STATE OF ILLINOIS

7.3 Laboratory Certification (if necessary)

The sample collection, handling, preservation, preparation and analysis efforts for which this laboratory was responsible were carried out in accordance with procedures approved by Illinois EPA.

Name of Laboratory Eurofins Environment Testing Northern California, LLC (Eurofins Air Toxics

USS4 Sepideh Saeed
Signature of Laboratory Responsible Officer

Date: 10/08/24

Mailing Address of Laboratory

Address 180 Blue Ravine Rd. Suite B

City Folsom

State CA Zip Code 95608

Sepideh Saeed Business Unit Manager
Name and Title of Laboratory Responsible Officer

AECOM
100 N. Broadway,
20th Floor
St. Louis, MO 63102
www.aecom.com

314 429 0100 tel
314 429 0462 fax

October 28, 2024

Mr. Joshua Rhoades, PE
Manager, Permit Section
Illinois Environmental Protection Agency
Division of Land Pollution Control
Bureau of Land
1021 North Grand Avenue East
Springfield, Illinois 62702

Soil Vapor Sampling and SVE Monitoring Report – 3rd Quarter 2024
Roxana, Illinois
1191150002 – Madison County
Equilon Enterprises LLC d/b/a Shell Oil Products US
Log No. B-43R

Dear Mr. Rhoades:

On behalf of Equilon Enterprises LLC d/b/a Shell Oil Products US (Shell), AECOM Technical Services, Inc. (AECOM) is submitting the enclosed report for your review. This report includes information required by Condition 11 of the Illinois Environmental Protection Agency's (IEPA) letter dated May 28, 2015.

Electronic copies of this submittal are being sent separately directly to Kihyun Cho and Ali Al-Janabi with the IEPA.

If you have any questions during your review, please contact Leroy Bealer, Shell Senior Program Manager, at leroy.bealer@shell.com (484-632-7955), or Wendy Pennington at wendy.pennington@aecom.com (314-452-8929).

Sincerely,

AECOM, on behalf of Shell Oil Products US

Joe Mayer
Environmental Engineer

Wendy Pennington, PE
Project Manager

Enclosures: RCRA Corrective Action Certification Form and Report

cc:

Leroy Bealer, Shell
Megan Lipscomb, Phillips 66
Kihyun Cho, IEPA, Springfield
Ali Al-Janabi, IEPA, Collinsville
Yuping Ding, Illinois Department of Public Health
Ryan Mohr, Fox Smith LLC
Repositories – Roxana Public Library, website

AECOM

3rd Quarter 2024 Report

Soil Vapor Sampling and SVE Monitoring Report Roxana, IL

Prepared for:
Equilon Enterprises LLC dba Shell Oil Products US

Project number: 60721927

October 2024

Delivering a better world

Table of Contents

1 Introduction 1
2 Description of Subsurface Conditions 2
2.1 Geology 2
2.2 Hydrogeology 3
3 Soil Vapor Sampling and Analytical Procedures 4
3.1 Vapor Monitoring Port Sampling 4
3.2 Health & Safety, Decontamination, and Investigation Derived Waste 5
3.3 Sample Handling and Laboratory Testing 5
3.4 Data Quality Review and Data Management 6
4 Soil Vapor Sampling Results 7
4.1 Data Quality Review Results 7
4.2 Soil Vapor Analytical Results 7
4.3 Conceptual Site Model 8
5 Soil Vapor Extraction System Monitoring 10
5.1 SVE System Operations 10
5.2 SVE Maintenance Activities and Modifications 10
5.3 SVE System Monitoring Results 11
5.4 SVE System Operation Evaluation 12
5.5 SVE System Modification Recommendations 16
6 Conclusions 17
7 References 19

Tables

Table 1 Quarterly Groundwater Monitoring Well Gauging Results
Table 2 Soil VMP Depths
Table 3 Soil Vapor Sampling – Tedlar® Sampling Data
Table 4 Soil Vapor Screening Criteria
Table 5 Historical Summary of Soil Vapor Analytical Detections and Screening Results: Village – VOCs
Table 6 Historical Summary of Soil Vapor Analytical Detections and Screening Results: Public Works Yard and WRR – VOCs
Table 7 Historical Summary of Soil Vapor Analytical Results – Natural Gases
Table 8 SVE System Monthly Monitoring – SVE Sampling Data
Table 9 SVE System Monthly Monitoring – VMP Sampling Data
Table 10 SVE System Header and Exhaust Analytical Data

Figures

Figure 1 Investigation Area Location Map
Figure 2 Vapor Monitoring Point Sampling Locations
Figure 3 3Q24 Groundwater Contours
Figure 4 3Q24 Vapor Port Screen Comparison to Groundwater Elevations
Figure 5 3Q24 Vapor Port Analytical Exceedances
Figure 6 3Q24 Cross-Section with Benzene Soil Vapor Analytical Results – Chaffer Avenue
Figure 7 3Q24 Benzene Soil Vapor Distribution – 5 ft bgs
Figure 8 3Q24 Benzene Soil Vapor Distribution – 10 ft bgs
Figure 9 3Q24 Benzene Soil Vapor Distribution – 25 ft bgs
Figure 10 3Q24 Dissolved Phase Benzene Concentrations in Groundwater
Figure 11 SVE System Layout

Appendices

Appendix A Site Background and Regulatory History
Appendix B Benzene and Methane Charts
Appendix C SVE System Operating Efficiency and Maintenance Chronology
Appendix D SVE System Leg Flow Rates
Appendix E Total Header Hydrocarbon Concentrations
Appendix F SVE System Flow Rates

1 Introduction

AECOM Technical Services, Inc. (AECOM) is submitting this 3rd Quarter 2024 Soil Vapor Sampling and SVE Monitoring Report on behalf of Equilon Enterprises LLC dba Shell Oil Products US (Shell). Shell has been conducting a subsurface investigation in the Village of Roxana in the area generally bounded by the alley north of East 1st Street, the Roxana Public Works Yard, Illinois Route 111, and the property boundary (a/k/a West Fenceline [WFL]) of the WRB Refining, LP (WRB) Wood River Refinery (WRR) (**Figure 1**). Additional investigation has been conducted inside the WRR; this work was conducted in cooperation with WRB/Phillips 66 (P66). For the purposes of presentation in this report only, the combined area is collectively referred to as the "Investigation Area." The Investigation Area includes a portion of a residential area in the Village of Roxana, Roxana Public Works Yard, and the adjoining portions of the WRR. For the purposes of this report, the term "Village" is used to denote the residential area generally bounded by the alley north of East 1st Street (north), 8th Street (south), Chaffer Avenue (east), and Illinois Route 111 (South Central Avenue) (west). The Investigation Area and locations of VMPs in the soil vapor sampling network are presented on **Figure 2.** Site background information and regulatory history are presented in **Appendix A**.

2 Description of Subsurface Conditions

This section summarizes the current understanding of the Investigation Area geology and hydrogeology.

2.1 Geology

The Investigation Area is located approximately 1.5 miles east of the Mississippi River within the American Bottoms floodplain. The surface topography is generally flat; however, it slopes downward to the west-southwest in the southwestern portion of the Village, with a total drop in elevation of approximately 15 feet across the area.

The ground surface in the Village within the Investigation Area, where not developed with structures, is primarily grass covered with paved (i.e., chip and seal, asphalt, etc.) alleys and streets. Beneath any man-made fill material, the subsurface conditions generally consist of silty clay underlain by sands to the depths investigated.

Subsurface stratigraphy within the Investigation Area generally consists of the following materials, from the ground surface down.

- Fill – (mainly clay, some gravel and cinders, etc.) Extends from the surface to approximately six feet below ground surface (bgs).
- Clay/Silt – (primarily silty clay) Where present, the clay generally extends from the base of the fill to approximately 12 feet bgs.
- Sand – (consisting primarily of fine to medium grained (which coarsens with depth) sand with some silt and clay, especially at the shallower depths). The sand begins at the base of the clay (or base of the fill if the clay is not present) and extends to the total depth of the borings.

Discontinuous lower permeability lenses of clay with some silt and sand are occasionally present. These lenses vary in thickness from 1 inch to a few feet and do not appear to be laterally (or vertically) extensive.

Cross-sections depicting the underlying geology were previously presented in the Dissolved Phase Groundwater Investigation and P-60 Free Phase Product Delineation Report (URS, 2010a). These cross-sections were developed based on information provided on cone penetration test (CPT) logs and soil boring logs. A modified cross-section presenting analytical data is discussed in **Section 4.3** of this report.

2.2 Hydrogeology

Groundwater in the sand underlying the Investigation Area is the primary source for large volume water production in the area (e.g., industrial and municipal supply). Prior to development in the area, the natural movement of groundwater was toward the west (toward the Mississippi River). Since development in the area, groundwater pumping has altered the groundwater flow in the area to flow toward nearby pumping wells (e.g., WRR, British Petroleum [BP], etc.).

The water table encountered during the 3rd Quarter 2024 (3Q24) was at a depth of approximately 29 to 47 feet bgs (approximate elevation of 397.7 to 401.9 North American Vertical Datum [NAVD 88]). The variation in depth of groundwater from the ground surface is partially due to a change in surface elevation across the Investigation Area. As a result, there is generally a 25 to 40 foot thick vadose (unsaturated) zone in the sand. Groundwater levels in most wells in the vicinity of the West Fenceline have fallen approximately 0.7 ft since the 2Q24 gauging event. Water level measurements collected during the 3Q24 groundwater gauging event and historical water level measurements collected over the current quarter and previous three quarters are provided in **Table 1**. Depth to product (if present) and depth to water were noted in electronic format using Dell Rugged laptop computers (computer), or similar, and on groundwater field gauging sheets.

There are discontinuous low permeability silt and clay lenses above the water table (approximately 20 to 30 feet bgs) mixed with silt and sand. These lenses are isolated and limited in occurrence. There are additional discontinuous clay lenses at a depth of approximately 35 to 45 feet bgs localized in the area between East 2nd and 4th Street and Chaffer Avenue. These may be above or below the water table depending on groundwater conditions. As a result, the groundwater contours displayed on **Figures 3 and 4** show a slight mounding in this area.

The potentiometric surface observed during the 3Q24 comprehensive groundwater monitoring well gauging[1] (**Figure 3**) illustrates groundwater flow within the Village and WRR. **Figure 4** provides the groundwater potentiometric surface for the Investigation Area in 3Q24.

[1] 3Q24 comprehensive groundwater monitoring well gauging performed July 1-3, 2024.

3 Soil Vapor Sampling and Analytical Procedures

The 3Q24 soil vapor sampling event was performed in accordance with ASTM D-7663-18 and applicable site-specific Standard Operating Procedures (SOPs) that incorporate previous IEPA comments, conditions, and/or modifications. Current SOPs are provided to the IEPA as updates are made. The 3Q24 soil vapor sampling event was conducted July 22 – 31, and September 9, 2024, and was the 57th quarterly sampling event performed since the IEPA requirement for quarterly soil vapor sampling began in 3rd Quarter 2010.

3.1 Vapor Monitoring Port Sampling

The soil vapor sampling network currently consists of 61 VMP locations (**Figure 2**), of which 44 locations are currently being utilized for quarterly sampling. VMPs in the quarterly sampling program are generally screened at four depths[2] at each location. The individual VMPs are labeled and color-coded in the field from shallow to deep by using the color scheme of yellow (1st interval), blue (2nd interval), green (3rd interval), and red (4th interval). Additional VMPs installed as part of a supplemental sampling event in 2nd Quarter 2010 (2Q10) are color-coded white (10-foot depth). Vapor ports installed during 3Q11 and 4Q11 do not have the shallow (5-foot depth) port included and begin with the blue interval port. Soil VMP depths are provided in **Table 2**.

Saturated VMP Screens – The groundwater monitoring well gauging results suggested that 8 of the VMP screens were submerged beneath the water table (or a temporary water condition) during 3Q24; details are provided below.

- One 1st interval VMP, VMP-55-5, held vacuum during the attempted purge and was most likely submerged. The screen for VMP-55-5 is within fill material, and it is not unusual for shallow water to be trapped in the fill.
- One 2nd interval VMP, VMP-55-10, held vacuum during the attempted purge and was most likely submerged. The screen VMP-55-10 is within fill material, and it is not unusual for shallow water to be trapped in the fill.
- Two 3rd interval VMPs, VMP-11-29 and VMP-25-21 held vacuum during the attempted purge and were most likely submerged.
- Four 4th interval VMPs, VMP-4-39, VMP-11-38, VMP-55-30, and VMP-64-28 held vacuum during the attempted purge and were most likely submerged.

VMP Screens within Capillary Fringe Soil Layer – Condition 3.d of IEPA's March 13, 2023 letter states soil vapor samples must be collected "above the capillary fringe soil layer located 37.5 cm [1.23 ft] above the top of the groundwater." 3Q24 groundwater gauging results were compared to VMP screen elevations and it was determined that VMP-3-39 was within the capillary fringe in 3Q24 and therefore was not sampled.

VMPs that were submerged or within the capillary fringe and were not sampled during 3Q24 are identified on **Figure 4**.

Re-samples – VMP-8-35.5 and VMP-10-10 were re-sampled on September 9, 2024. Both locations were re-sampled due to excess helium in the initial sample, as measured by the laboratory. VMP-3-22 was re-sampled on September 9, 2024, due to anomalous results in the initial sample that were caused by carryover contamination in sample media provided by the laboratory. The results from the re-samples were similar to historical results. Results from the re-samples are presented in **Tables 5 through 7**. Results from the re-samples were modeled in **Figures 7, 8 and 9.**

[2] With the exception of single shallow ports at VMP-17, 18, 19, three ports at VMP-41 through VMP-45, VMP-56, and five ports at VMP-3.

Field measurements from this event and the previous three quarterly events are provided on **Table 3**.

3.2 Health & Safety, Decontamination, and Investigation Derived Waste

Health & Safety

The quarterly sampling activities were performed in accordance with the project-specific Health and Safety Plan (HASP), dated January 12, 2024 (AECOM, 2024a).

Prior to beginning site work and at the start of work each day, a daily safety meeting was held. The purpose of this meeting was to discuss the day's planned activities and to address any potential health and safety concerns. As a part of the daily safety meeting, job safety analyses (now known as Task Hazard Assessments [THAs]) were prepared to address task specific safety concerns.

Field personnel primarily wore U.S. Environmental Protection Agency (USEPA) modified Level D personal protective equipment (PPE), which included hard hat, steel-toed boots, safety glasses, etc. In addition, work within the WRR was performed wearing flame retardant clothing (FRCs) per WRR requirements (in areas where required).

A PID with a 10.6 electron volt (eV) probe, combustible gas indicator (CGI), UltraRAE 3000 with benzene specific measuring tubes, and individual hydrogen sulfide gas detectors (for locations inside WRR) were used as needed during the field activities to monitor air quality. Field instruments were calibrated prior to use each day in accordance with the manufacturer's specifications.

Decontamination

Field personnel and equipment underwent decontamination procedures to ensure the health and safety of those present, to maintain sample integrity, and to minimize cross-contamination. Non-disposable/reusable sampling equipment (e.g., compression fittings) was decontaminated prior to the collection of each analytical sample by spraying with Liquinox® and distilled water. For stainless steel vapor sampling equipment, a 60 mL syringe was attached to the sampling apparatus and ambient air was pumped into the sampling apparatus to remove any internal dust particles or moisture. Personnel and small equipment decontamination were performed at the sample locations.

Investigation Derived Waste

Investigation derived waste (IDW) for this sampling event included PPE and expendable materials (e.g., gloves and tubing), which have a low probability of impact. The expendable materials were collected in trash bags and disposed with municipal waste.

3.3 Sample Handling and Laboratory Testing

Sample Handling

Stainless-steel canisters were labeled with a sample ID, site name, sampler initials, sample date and time, the parameters that were to be analyzed, and pre- and post- vacuum readings. After collection, the samples were logged on a chain-of-custody (COC) form and packaged in an UN-certified box to prevent damage during shipment. The samples were then delivered under the proper COC documentation to the laboratory. Due to the potential flammable nature of the vapor in the stainless-steel canisters, some soil vapor samples were shipped as hazardous materials according to applicable regulations.

Laboratory Testing

Eurofins Air Toxics, Inc. (Eurofins) of Folsom, California conducted the laboratory testing and the following test methods were utilized during this scope of work.

- Volatile Organic Compounds (VOCs) via Modified USEPA Total Organic-15 (TO-15) (including butane and isopentane) for soil vapor, and
- Natural gases (defined for purposes of this report as oxygen, nitrogen, carbon monoxide, methane, carbon dioxide, ethane, and ethene) via Modified ASTM D-1946 + Helium for soil vapor.

AECOM worked with the laboratory to attain reporting limits for compounds that have screening criteria so that, to the extent possible, the reporting limits were less than the screening criteria. In some cases, this necessitated reporting results between the method detection limit (MDL) and reporting limit (RL). Although results reported in this range are "J"-flagged as estimated, these data may be beneficial in cases where analytes would otherwise be reported as non-detect at RLs above screening levels. The laboratory provided AECOM with a list of their “base” RL capability for target analytes. Sample RLs are a product of base RL, pressurization dilution factor, and analytical dilution factor. Thus, the sample RL will increase with increases in the dilution factor. Results that were reported below the RLs but above the MDL were “J”-flagged as estimated concentrations by the laboratory.

3.4 Data Quality Review and Data Management

Laboratory data were provided in electronic form, and analytical data were independently reviewed and qualified by AECOM. One hundred percent of the data were subjected to a data quality review, and ten percent of the data were further subjected to a Level 4 data validation. Evaluation of the data followed procedures outlined in the USEPA National Functional Guidelines for Superfund Organic Methods Data Review (USEPA, 2020). Specific criteria reviewed included sample receipt condition and holding times, method blanks, surrogate spike recoveries, laboratory control samples, results reported from dilutions, and field duplicate results. The laboratory assigned data qualifiers on the basis of their quality control or to indicate sample analysis information (e.g., dilutions). Data qualifiers were also added by AECOM, as appropriate, and are included on the data tables and laboratory result pages. Laboratory reports are included in the project files.

The screening values used were presented in the IEPA’s Tiered Approach to Corrective Action Objectives (TACO) Title 35 – Part 742; Appendix B, Table H: Tier 1 Soil Gas and Groundwater Remediation Objectives for the Indoor Inhalation Exposure Route – Diffusion and Advection for soil vapor effective July 15, 2013 (IEPA, 2013) and are shown on **Table 4**. Not all TO-15 Method constituents have TACO Tier 1 screening criteria.

Field data and documentation collected as part of this scope of work became part of the project file. AECOM maintains the files for the site and the database management system.

4 Soil Vapor Sampling Results

4.1 Data Quality Review Results

A total of 142 investigative samples plus 16 field duplicate samples were collected from VMPs for analysis of VOCs (TO-15 analytes) and natural gases. Results qualified by AECOM due to method blank contamination, field duplicate results, and quality control sample recoveries are specified in the data reviews, which are retained in the project file. Based on method blanks, laboratory control sample recoveries, results reported from dilutions, and field duplicate results, soil vapor results reported for the analyses performed were accepted for their intended use.

4.2 Soil Vapor Analytical Results

The following TO-15 analytes were detected at concentrations at or above the reporting limit in soil vapor during the 3Q24 sampling event:

TO-15 Detections	
1,2,4-Trimethylbenzene	Chloroform
1,3,5-Trimethylbenzene	Dichlorodifluoromethane
1,4-Dioxane	Ethanol
2,2,4-Trimethylpentane	Ethylbenzene
2-Hexanone	Heptane
2-Propanol	Hexane
4-Ethyltoluene	Isopentane
Benzene	m,p-Xylene
Bromodichloromethane	o-Xylene
Butane	Tetrachloroethene
Chlorobenzene	

No analytes were detected at or above the reporting limit for the first time at any VMP in 3Q24. In addition to this list, several analytes were detected at estimated concentrations below the reporting limit. A cumulative tabular summary of the analytical results for the Village is presented in **Table 5**. A cumulative tabular summary of data for the Roxana Public Works Yard and WRR is presented in **Table 6**. Analytical results were compared to the previously mentioned screening values. Sample results from VMP-1 through VMP-9, VMP-18 through VMP-24, VMP-32, VMP-42 through VMP-45, VMP-47 through VMP-54, VMP-56, and VMP-62 through VMP-64 (located near residences in the Village) were compared against the residential screening criteria. Samples from VMP-10 through VMP-17, VMP-25, VMP-29, VMP-30, VMP-41, and VMP-55 (located at or near the Roxana Public Works Yard or WRR) were compared against the industrial/commercial screening criteria. A cumulative tabular summary of the results for natural gases is presented in **Table 7**. **Tables 5, 6, and 7** present results for the reporting quarter plus three previous quarters.

Benzene was selected as the key analyte to characterize soil vapor in the paragraphs below.

Village

Benzene was not detected in 99 of 128 samples. Benzene was detected above the RL in 3 of 128 samples and was estimated between the MDL and RL in 26 of 128 samples collected in the Village. Concentrations of benzene from locations within the Village ranged from an estimated 0.00085 mg/m^3 (VMP-64-20) to 0.014 mg/m^3 (VMP-8-35.5), with one outlier result of 0.67 mg/m^3 (VMP-56-38.5; 38.5 ft bgs). The results for samples collected in the Village indicate that one sample, VMP-56-38.5 had a benzene concentration above the residential screening criterion (0.37 mg/m^3).

Roxana Public Works Yard Area

Benzene was not detected in 11 of 19 samples. Benzene was detected above the RL in 4 of 19 samples and was estimated between the MDL and RL in 4 of 19 samples collected in the Roxana Public Works Yard and the area along Illinois Route 111 and Rand Avenue. Concentrations of benzene from locations within the Public Works Yard Area ranged from an estimated 0.0011 mg/m^3 (VMP-10-5) to 0.018 mg/m^3 (VMP-25-9.5 duplicate). The results of samples collected from the Roxana Public Works Yard and area along Illinois Route 111 and Rand Avenue indicate that no samples exceeded the commercial/industrial screening criterion (2.8 mg/m^3) for benzene.

Wood River Refinery

Benzene was not detected in 5 of 8 samples collected in the WRR. Benzene was detected above the RL in 1 of 8 samples and was estimated between the MDL and RL in 2 of 8 samples collected in the WRR. Concentrations of benzene ranged from an estimated 0.0022 mg/m^3 (VMP-16-5) to 45 mg/m^3 (VMP-16-31). The results of samples collected in the WRR indicate that 2 samples exceeded the commercial/industrial screening criterion (2.8 mg/m^3) for benzene (VMP-16-19 and VMP-16-31; 19 ft, and 31 ft bgs, respectively).

3Q24 analytical exceedances for benzene and other TO-15 analytes in soil vapor for samples collected in all areas are depicted on **Figure 5**.

Benzene and Methane Charts

Charts of historical analytical benzene and methane concentrations for each VMP are depicted in **Appendix B**.

Natural Gas (Biogenic) Data

Natural gas data indicate that, where petroleum impacts are present, the concentration of methane increases from shallow to deep sample depths, while oxygen concentrations decrease from shallow to deep sample depths (methane and oxygen are generally inversely correlated in soil vapor). Over time, the trend in oxygen levels in most VMPs has been generally increasing since the SVE system has been operating. Higher oxygen levels (>5%) with lower methane levels indicate an environment capable of supporting aerobic biodegradation (Ririe et al., 1998). 3Q24 oxygen levels were within the range of historical values. A summary of the natural gas results is presented in **Table 7**.

4.3 Conceptual Site Model

Vapor Intrusion

The primary concern for shallow soil gas is the potential for intrusion through basement and/or building slabs. In September 2011, Shell began installation of a full scale SVE system to address the source of these vapors. The system became operational on January 31, 2012, following the completion of the 1st Quarter 2012 (1Q12) sampling effort. The objective of the SVE system is to mitigate vapors along the WFL of the WRR and in the vicinity of the Roxana Public Works Yard. Construction of the Roxana Public Works Yard portion of the SVE system was completed during 4Q12, and this portion became operational on December 3, 2012. Construction of the Red Line Extension portion of the SVE system was completed during 4Q13, and this portion became operational on October 23, 2013. Construction of the Blue Line Extension portion of the SVE system was completed during 4Q14, and this portion became operational on November 5, 2014. Refer to **Section 5** for further discussion on SVE system operation. **Figure 6** presents a cross-section along Chaffer Avenue with a vertical distribution of the benzene concentrations superimposed.

At most locations, oxygen is present in the shallow depths and little or no aromatic hydrocarbons (e.g., BTEX) are present. Carbon dioxide levels are relatively high throughout the soil column at many locations, which supports that degradation of petroleum hydrocarbons is occurring via aerobic biodegradation. Depending on groundwater fluctuations there can be up to 40 feet of open vadose zone which allows for biodegradation of constituents in soil vapor as they slowly diffuse upwards.

C Tech Development Corporation's Mining Visualization System PRO, Version 9.94 (MVS-PRO) was used to model the estimated distribution of benzene in the soil vapor above IEPA TACO screening criteria for 3Q24. **Figures 7, 8, and 9** present a horizontal distribution of benzene at 5, 10, and 25 ft. bgs, respectively. Contour lines are not depicted on **Figure 7** as sample concentrations at the 5 ft. depth across the study area were below the residential screening criterion (0.37 mg/m^3).

Groundwater Monitoring Well Gauging and Sampling

The results for groundwater monitoring well gauging and sampling are presented in the Interim Groundwater Monitoring Program – 3rd Quarter 2024 Report (AECOM, 2024b). **Figure 10** presents the estimated distribution of dissolved phase benzene in the groundwater. Light non-aqueous phase liquid (LNAPL) thicknesses, observed during the 3Q24 comprehensive monitoring well gauging, are presented in **Table 1** and shown on **Figure 10**.

VMP-54

Concentrations of chloroform at VMP-54 have increased since the summer of 2020, which coincided with the installation of a pool in the residents' backyard immediately northeast of VMP-54. Increased concentrations of chloroform were not observed at monitoring wells MW-3 or MW-4, which are to the west and east, respectively, of VMP-54 (AECOM, 2024b). Chloroform is a common disinfectant byproduct in municipal water and can be present in higher concentrations in chlorinated pool water.

Buckeye Pipeline Release

In November 2020 a gasoline release was discovered at a pipeline owned and operated by Buckeye Partners LP. The release is associated with IEPA Violation Notice L-2021-00084, LPC #1190905036 – Madison County. The release site was located within the Investigation Area off the southeast corner of the Public Works Yard, between WRR North and Main Properties. In the vicinity of the release site, increased petroleum hydrocarbon (PHC) concentrations have been observed at extraction well SVE-27 in the Public Works Yard (see **Table 8**), and increased gasoline-range hydrocarbons have been observed at VMP-12 and VMP-16 (see **Table 6** and **Appendix B**), and groundwater monitoring well P-66 on WRR Main Property (see Interim Groundwater Monitoring Program – 3rd Quarter 2024 Report; AECOM, 2024b). The approximate location of the release is shown on **Figures 2, 4, 5, 7 to 9, and 11**. In May 2022 AECOM began collecting monthly Tedlar® samples at VMP-16 during SVE effectiveness monitoring, and the results of these samples are included in **Table 9**. Effective March 2024, AECOM discontinued monthly sampling at VMP-16. Quarterly sampling at VMP-16 will continue in accordance with IEPA requirements.

5 Soil Vapor Extraction System Monitoring

As requested in IEPA's September 13, 2012 letter (IEPA, 2012), this section addresses operation of the SVE system. As such, the discussion in this section will address operation of the SVE system during 3Q24. SVE system history is further discussed in **Appendix A**.

5.1 SVE System Operations

The removal of hydrocarbons at the Investigation Area has continued due to daily operation of the SVE system. Natural gas continues to be used as a supplemental fuel for the RTO. Trends related to hydrocarbon concentrations monitored in the field are expected to continue, and these numbers are expected to improve as the system is operated and/or optimized.

5.2 SVE Maintenance Activities and Modifications

Scheduled system maintenance was performed as outlined in the manufacturers' suggested operations and maintenance (O&M) documents in the SVE Operations and Maintenance Plan – WRB Refining LP, Wood River Refinery & Roxana Public Works Site (AECOM, 2021). The scheduled maintenance includes routine lubrication, inspection of belts, oil levels, and emergency cutoffs, along with water levels and associated switches with the VLS units. The SVE system is shut down during periods of maintenance as a safety precaution. Timing and frequency of maintenance activities is dependent on the specific item. Checking and cleaning of filters and components exposed to dirt and/or the elements were performed as part of a routine weekly inspection. System SVE wells and associated vault inspections were also conducted on a monthly basis. The filters associated with the different system components are changed, as needed.

A chronology of maintenance and operation activities associated with the system during 3Q24 can be found in **Appendix C.**

Activities associated with system maintenance, modifications, and testing were appropriately documented both in the field maintenance log maintained on-site and, in the office central (electronic) file.

Steam Enhanced Extraction (SEE) System

The Former Public Works Yard SEE System began system testing and shakedown prior to full operations on July 17, 2024; however, injection was stopped on August 7, 2024 to allow for troubleshooting and repairs of various system components. Steam injection at full capacity began September 27, 2024. During 3Q24 SEE system operation was not continuous due to troubleshooting of various system components. The majority of information regarding the SEE system will be included in the construction completion report and in monthly progress reports. Some SEE system information will be included in the quarterly SV-SVE reports when applicable and in relation to the routine contents of the quarterly reports.

5.3 SVE System Monitoring Results

The results of field screening samples collected during monthly effectiveness monitoring of the SVE wells and VMPs can be found in **Tables 8 and 9**, respectively. The results of the header and RTO exhaust analytical data can be found in **Table 10**. The data required pursuant to Condition Number 11 of the September 13, 2012 letter are contained in those tables.

SVE Well & VMP Tedlar® Sampling Details:

SVE and VMP well locations sampled during 3Q24 (listed below) are shown on **Figure 11**.

- SVE wells operating during at least one effectiveness monitoring event in 3Q24 were:
  - SVE-28, SVE-30 through SVE-33, SVE-37 and SVE-39 located on WRR North Property.
  - SVE-21 and SVE-22 located in the Roxana Public Works Yard.
  - SVE-3R, SVE-45 and SVE-47 located in the Village.
  - Samples were collected from all operating SVE wells during 3Q24 effectiveness monitoring events.
- Forty-eight VMP locations were sampled monthly during 3Q24 with one duplicate sample taken per twenty samples.
  - VMP-1 through VMP-7, VMP-9, VMP-18, VMP-19, VMP-32, VMP-42, VMP-43, VMP-45, VMP-47 through VMP-54, VMP-56, and VMP-62 through VMP-64 are located in the Village.
  - VMP-12, VMP-33 through VMP-39, VMP-46, VMP-57 through VMP-61, and VMP-65 are located on WRR North Property.
  - VMP-10, VMP-11, VMP-13, VMP-14, VMP-17, and VMP-41 are located in the Roxana Public Works Yard.
  - VMP-55 is located on an IDOT right-of-way west of the Roxana Public Works Yard.

With the exception of VMP-3, VMP-17, VMP-18, and VMP-19, VMP locations contain either 3 or 4 screen depths between 5 feet and 42 feet bgs. Location VMP-3 contains 5 screen depths, and locations VMP-17, VMP-18, and VMP-19 contain only one. VMP depths are provided in **Table 2**. The July, August and September 2024 Monthly SVE Effectiveness Monitoring events were the 150th, 151st and 152nd monthly SVE & VMP sampling events, respectively, performed since monthly monitoring began in 1st Quarter 2012.

SVE System Monitoring Results:

- Natural gas is used as supplemental fuel for the RTO. See hydrocarbon mass removal calculation discussion details in **Section 5.4**.
- Vacuum measurements are collected monthly at the operating SVE wells and selected VMPs within the Village and WRR. Vacuum influence from the SVE system has been observed at VMP locations along the WFL and in the Roxana Public Works Yard. Vacuum data can be found in **Tables 8 and 9**.
- Air flow data collected from each operating SVE leg located at the RTO were obtained and can be found in **Appendix D**.
- WFL header concentrations and mass removal decreased in 3Q24 compared to 2Q24, potentially due to adjustments to header vacuum to accommodate influent vapor from SEE system. The PW header was closed, as the SEE system substituted vapor recovery operations through the same area, for the majority of 3Q24, and was only operated briefly in August and September during SEE system downtime; therefore, mass removed via the PW header in 3Q24 was negligible and was not calculated for this report. System downtime and hydrocarbon mass removal calculation discussion details in **Section 5.4**.
- During 3Q24, LNAPL was observed in SVE-45. The screened interval for this location was installed in the vadose zone above the groundwater table. During 3Q24 no LNAPL was recovered from SVE-45 because LNAPL thickness was below the recovery criterion.

5.4 SVE System Operation Evaluation

July			August			September		
Total Time	Total Uptime	Percentage Uptime	Total Time	Total Uptime	Percentage Uptime	Total Time	Total Uptime	Percentage Uptime
744 hours	734.54 hours	98.73%	744 hours	734.99 hours	98.79%	720 hours	705.13 hours	97.93%

During 3Q24 the SVE system experienced six periods of unplanned downtime:

- July 29-30, 2024, the system shut down due to a power outage. Total downtime was 7 hours and 42 minutes.
- August 5, 2024, the system shut down due to a variable frequency drive (VFD) alarm. Total down time was 29 minutes.
- August 15-16, 2024, the system shut down due to two RTO cold chamber high temperature alarms. Total downtime over the two days was 3 hours and 37 minutes.
- September 9-10, 2024, the system shutdown first due to a VLS float alarm, then to a series of system fan alarms. Total downtime over the two days was 10 hours and 47 minutes.
- September 12, 2024, the system shutdown due to a system fan alarm. Total downtime was 6 minutes.
- September 30, 2024, the system shutdown due to a system fan alarm. Total downtime was 4 hours and 22 minutes.

The remainder of downtime in 3Q24 was associated with routine (planned) maintenance activities. A summary table of system downtime by date for 3Q24 and the maintenance log can be found in **Appendix C**.

Due to changing system and environmental conditions, the amount of water introduced into the system varies and can accumulate in the piping which can inhibit air flow. Because water accumulates in the system piping, a periodic "sweeping" of the lines is required to purge the piping of accumulated water. By opening the well cap at the extraction well, ambient air is introduced to the piping at a high rate of flow forcing the water through the piping and sweeping it into the VLS units.

The three supplementary dilution lines associated with the system intake are typically closed, but were opened in 3Q24 to optimize RTO performance during SEE system operation. The manual dilution valve is also typically adjusted in small increments (usually <5%) and the system is closely monitored following system adjustments. SVE System blower speed was adjusted during 3Q24. Blower speed adjustments, manual dilution valve adjustments, and supplemental dilution utilization are noted in **Appendix C**.

Hydrocarbon Mass Removal

The total hydrocarbon mass of soil vapor removed by the SVE system was estimated by measuring the total hydrocarbon concentrations of the extracted soil vapors and the soil vapor flow rates into the SVE system. The results of the header and RTO exhaust analytical data can be found in **Table 10**. An FID calibrated with methane gas was used to measure total hydrocarbon concentrations in samples collected from the WFL Header and the Public Works Header. Total header hydrocarbon concentrations are included in **Appendix E**.

Total soil vapor flow rates were determined by calculating flow rates for the individual SVE legs that carry vapors from the SVE wells to the treatment system. Pressure, differential pressure, and temperature were measured in each leg. This data and Equation 2.7 and Equation 2.8 from USEPA Test Method 2 "Determination of Stack Gas Velocity and

Volumetric Flow Rate (Type S Pitot Tube)" (Method 2) were used to calculate flow rates for each leg[3]. The flow rates for the appropriate legs were summed to determine flow rates in the WFL Header and the Public Works Header. Flow rates are included in **Appendix F**. Only flow rates and concentrations samples taken on the same day were used to calculate mass removal.

Hydrocarbon mass removed for the period between each concentration sample was calculated using the following equation:

$$M_{THC} = Q \times 60 \times \varphi \times \frac{M_c}{385.1 \times 10^6} \times h \div 2000$$

$Where$:

$M_{THC} = Hydrocarbon\ mass\ removed\ for\ the\ period\ (tons)$

$Q = Total\ header\ flowrate\ (SCFM)$

$\varphi = Total\ hydrocarbon\ concentration\ (ppmv)$

$M_C = Molecular\ weight\ of\ total\ hydrocarbons\ \left({}^{lb}/_{lb-mole}\right)$

$h = Period\ SVE\ operating\ hours\ (hours)$

$Unit\ conversions$:

$60\ minutes\ per\ hour$

$\frac{M_c}{385.1 \times 10^6}\ converts\ (ppmv) to\ \left({}^{lb}/_{SCF}\right)$

$2000\ pounds\ per\ tons$

Header analytical results from **Table 10** were used to estimate vapor molecular weights in the WFL and Public Works headers. Based on the soil vapor analytical results of the WFL header samples, the calculated molecular weight for this reporting period, 22.7 lb/lb-mole for the WFL header was used to convert header hydrocarbon volume concentrations (ppmv) to mass concentrations (lb/SCF) in 3Q24. No analytical samples were collected from the PW header in 3Q24 because it was closed for the majority of the quarter and was only operated briefly in August and September during SEE system downtime.

[3] USEPA Method 2 "Determination of Stack Gas Velocity and Volumetric Flow Rate (Type S Pitot Tube)" specifies that a default pitot tube coefficient of 0.99 shall be used to calculate flow if the coefficient is unknown and the tube is designed according to the criteria of Sections 6.7.1 to 6.7.5 of this method. During the 2nd Quarter 2013 (2Q13), a review of the calculation was performed, and it was noted that a 0.67 coefficient should be used for the specific pitot tubes used to collect data at the site. AECOM has corrected the previously calculated mass removal to reflect the 0.67 pitot tube coefficient.

The molecular weights, which are recalculated every quarter, are the average weight of all samples taken during a given quarter. The conversion from volume concentration (ppmv) to mass concentrations (lb/SCF) was taken from the USEPA document AP-42 Compilation of Air Pollutant Emission Factors, Volume 1: Stationary Point and Area Sources, Fifth Edition, Appendix A (USEPA, 1995). The total hydrocarbon mass removed during each period was summed to determine the quarterly total hydrocarbon mass removed. The mass removed is summarized in the graph and table below.

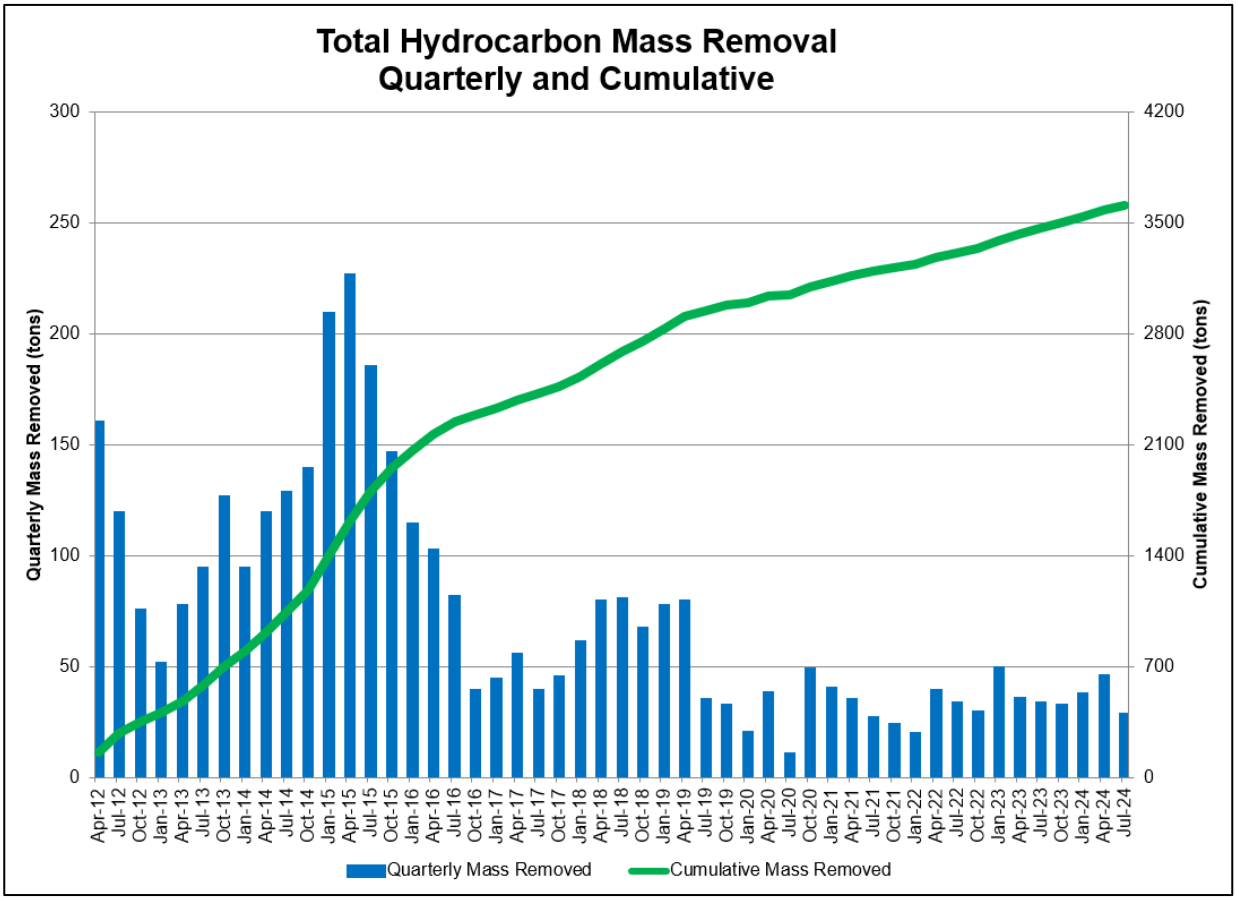

Periodic Total Hydrocarbon Mass Removed				
Period	West Fenceline Mass (tons)	Public Works Mass (tons)	Periodic Mass (tons)	Cumulative Mass (tons)
2Q12 – 4Q12	273	81	354	354
2013	256	92	348	702
2014	355	125	480	1,182
2015	589	177	766	1,948
2016	258	78	366	2,248
2017	155	28	183	2,467
2018	199	88	287	2,754
2019	177	49	226	2,980
2020	73	43	116	3,096
2021	76	49	125	3,221
2022	87	33	120	3,341
1Q23	39	10	49	3,390
2Q23	25	10	35	3,425
3Q23	18	15	33	3,458
4Q23	19	13	32	3,490
1Q24	25	12	37	3,527
2Q24	29	16	45	3,572
3Q24	28	0[4]	28	3,610

Carbon Footprint

Total carbon dioxide (CO_2) mass emitted from operation of the SVE system, RTO and SEE system in 3Q24 was approximately 506.6 tons. Based on a total of 28 tons of total hydrocarbons (THC) removed from the subsurface and treated by the RTO, the CO_2 mass emissions rate in 3Q24 was approximately 17.9 tons per ton THC removed. Operation of the steam boiler at the SEE system began in 3Q24, which caused increased natural gas and electricity usage.

Total CO_2 emissions are based on the sum of CO_2 mass emitted from the RTO stack and CO_2 mass emitted by the public utility to provide electricity required for RTO operation. The CO_2 mass emitted from the RTO stack is the sum of CO_2 emitted from combustion of extracted soil vapor and supplemental natural gas required for operation.
The breakdown for CO_2 emissions in 3Q24 is as follows:

- 70.0 tons CO_2 from soil vapor combustion
- 331.3 tons CO_2 from combustion of 56,328 therms of supplemental natural gas[5]
- 105.3 tons CO_2 from 198,923 kWh of electricity assuming 0.480 metric tons (0.529 tons) CO_2 emitted per Net MWh (Ameren, 2024)
- **506.6 tons CO_2 Total**

[4] Public Works mass removed in 3Q24 was negligible because header was open only briefly during SEE system downtime. Public Works header analytical samples were not collected in 3Q24.
[5] US Environmental Protection Agency (USEPA), July 1998; (USEPA, 1998); AP-42 Compilation of Air Emissions Factors, Volume 1, Chapter 1: External Combustion Sources, Table 1.4-2, Fifth Edition, Supplement D.

Total CO_2 emissions resulting from operation of the SVE and SEE systems in 3Q24 are equivalent to annual CO_2 emissions due to energy use of 55.4 average American households[6]. Historical quarterly and cumulative CO_2 emissions are depicted in the graph below.

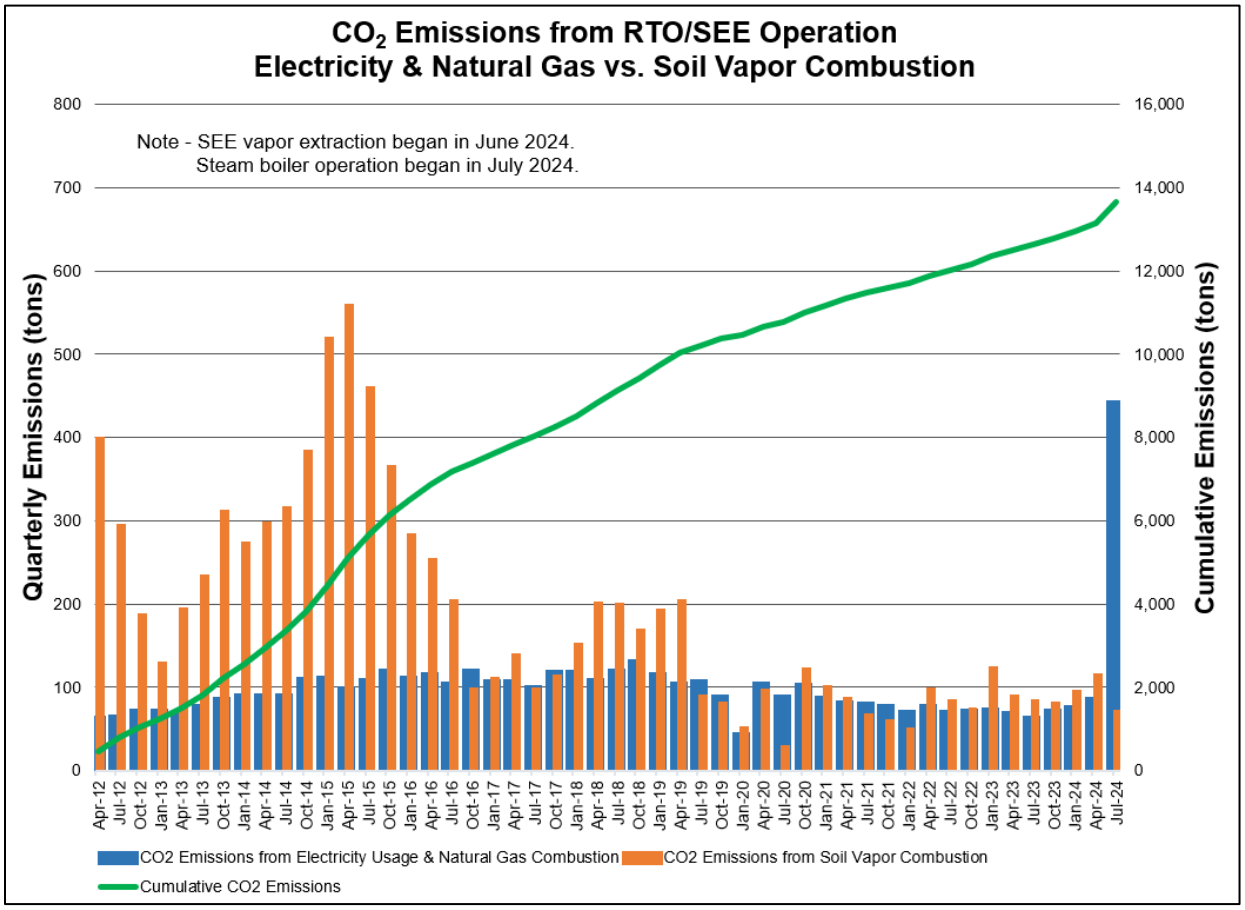

5.5 SVE System Modification Recommendations

A key focus of the system operators is public and worker safety. Operation of the SVE system will continue with maintenance and system optimization activities. Future monitoring and sampling results from data points associated with the SVE system will be the primary driver of optimization efforts. Optimization efforts could include reduction in dilution air, blower speed adjustment, valve adjustment of individual SVE wells and legs of the SVE system to direct more vacuum to areas with higher hydrocarbon concentrations.

[6] Based on annual emissions of 8.3 metric tons of CO_2 associated with the energy use of an average American household (USEPA, 2021).

6 Conclusions

AECOM conducted the 3Q24 soil vapor sampling and SVE monitoring efforts on behalf of Shell in the Village, Roxana Public Works Yard, and adjoining portions of the WRR. The following conclusions are based on the data collected during 3Q24:

- Soil vapor samples were collected from 40 locations and 139 ports in the Village, Public Works Yard, and WRR during 3Q24. Due to subsurface water conditions, 9 ports were submerged or within the capillary fringe soil layer and were not sampled.
    - One sample exceeded the benzene residential screening criterion (0.37 mg/m^3) in the Village, at VMP-56 (38.5 ft bgs). Benzene concentrations ranged from an estimated 0.00085 mg/m^3 to 0.014 mg/m^3, with one outlier result of 0.67 mg/m^3 (VMP-56-38.5, 38.5 ft bgs).
    - No sample results exceeded the benzene commercial/industrial screening criterion (2.8 mg/m^3) in the Public Works Yard or the area along Illinois Route 111 and Rand Avenue. Benzene concentrations ranged from an estimated 0.0011 mg/m^3 to 0.018 mg/m^3.
    - Sample results exceeded the benzene commercial/industrial screening criterion (2.8 mg/m^3) in the WRR at VMP-16 (19 and 31 ft bgs). Benzene concentrations ranged from an estimated 0.0022 mg/m^3 to 45 mg/m^3.
- The 3Q24 soil vapor sampling event was the 57th quarterly sampling event performed since the IEPA requirement for quarterly soil vapor sampling began in 3rd Quarter 2010.
- The July, August and September 2024 Monthly SVE Effectiveness Monitoring events was the 150th 151st and 152nd monthly SVE & VMP sampling events, respectively, performed since the IEPA requirement for monthly monitoring began in 1st Quarter 2012.
- Soil vapor concentrations of petroleum hydrocarbons in the Village have been below Tier 1 criteria from 5 to 30 ft bgs since 1st Quarter 2017.
- Soil vapor data suggest the concentrations in the vicinity of the residences do not pose a risk to human receptors.
- Increased gasoline-range hydrocarbons at VMP-12 and VMP-16 have been observed in the vicinity of a Buckeye Partners LP pipeline gasoline release (see **Section 4.3**).
- As presented in detail in this report, the SVE system continues to operate with supplemental fuel and has been effective. SVE System operations continue to focus on the Fourth & Chaffer and Public Works Yard areas, in alignment with the IEPA letter dated October 1, 2020 (Log No. B-43R-CA-95, CA-98).
- Assessment of SVE system operations with a focus on Sustainability continued during 3Q24. Preliminary carbon footprint analysis indicates that operating the SVE system and SEE system in 3Q24, including the contribution from electricity generation, resulted in the emissions of approximately 506.6 tons of CO_2, compared to 28 tons of THC removed from the subsurface.

Limitations:

Shell shall have the right to make and retain copies and use all Work Product provided. However, such use shall be limited to the particular Site and project for which the Work Product is provided. Shell and its agents may release the Work Product to third parties at its sole risk and discretion. This report is based on data, site conditions, and other information that is generally applicable as of the date of this report, and the conclusions and recommendations herein are therefore applicable only to that time frame and to the report in its entirety.

Data may have been provided to AECOM by Shell or a third party and used in preparing this report. AECOM has relied on this information as furnished, and is neither responsible for, nor has confirmed the accuracy of this information.

7 References

AECOM, 2017 (AECOM, 2017a); TACO Tier 3 Demonstration Part 1: Site Characterization Summary; Prepared for Shell Oil Products US (Shell); dated April 6, 2017.

AECOM, 2017 (AECOM, 2017b); TACO Tier 3 Demonstration Part 2: Tier 3 Proposal; Prepared for Shell Oil Products US (Shell); dated April 6, 2017.

AECOM, 2017 (AECOM, 2017c); Supplement to TACO Tier 3 Demonstration; Prepared for Shell Oil Products US (Shell); dated July 14, 2017.

AECOM, 2017 (AECOM, 2017d); TACO Tier 3 Demonstration: Response to Agency Comments Provided between June 30 and October 6, 2017; Prepared for Shell Oil Products US (Shell); dated November 22, 2017.

AECOM, 2021; (AECOM, 2021); SVE Operations and Maintenance Plan – WRB Refining LP, Wood River Refinery & Roxana Public Works Site; Prepared for Shell Oil Products US (Shell); dated March 2021.

AECOM, 2022; (AECOM, 2022a); TACO Tier 3 Demonstration: Response to 10/1/2020 IEPA Comment Letter; Prepared for Shell Oil Products US (Shell); dated January 4, 2022.

AECOM, 2022; (AECOM, 2022b); Public Works Yard Steam Enhanced Extraction Workplan. Prepared for Shell Oil Products US (Shell); dated January 31, 2022.

AECOM, 2022; (AECOM, 2022c); Old Public Works Yard Steam Enhanced Extraction Final Design Report & Construction Work Plan. Prepared for Shell Oil Products US (Shell); dated December 16, 2022.

AECOM, 2023; (AECOM, 2023a; Former Public Works Yard Steam Enhanced Extraction – Response to 5/5/2023 IEPA Letter. Prepared on behalf of Shell Oil Products US (Shell); dated August 3, 2023.

AECOM, 2023; (AECOM, 2023b); Former Public Works Yard Steam Enhanced Extraction – Additional Information to Final Design Report and Construction Work Plan (Area C). Prepared for Shell Oil Products US (Shell); dated September 22, 2023.

AECOM, 2023; (AECOM, 2023c); Former Public Works Yard Steam Enhanced Extraction – Additional Information to Final Design Report and Construction Work Plan (SEE System Startup Plan). Prepared for Shell Oil Products US (Shell); dated November 29, 2023.

AECOM, 2024 (AECOM, 2024a); Shell Project HAZWOPER Health and Safety Plan - Rand Avenue, Roxana/Route 111, and WRR Investigation and Remediation; Prepared for Shell Oil Products US (Shell); dated February 2, 2022.

AECOM, 2024; (AECOM, 2024b); Interim Groundwater Monitoring Program – 3rd Quarter 2024 – Roxana, Illinois; Prepared for Shell Oil Products US (Shell); dated October 2024.

AECOM, 2024; (AECOM, 2024c); *Former Public Works Yard Steam Enhanced Extraction – Response to 1/26/2024 IEPA Letter*. Prepared on behalf of Shell Oil Products US (Shell); dated February 23, 2024.

AECOM, 2024; (AECOM, 2024c); *Former Public Works Yard Steam Enhanced Extraction – Pre-SEE Additional Sampling Results.* Prepared on behalf of Shell Oil Products US (Shell); dated March 4, 2024.

Ameren Corporation, 2024 (Ameren, 2024) EEI-AGA ESG/Sustainability Template. May 2024.

Illinois Environmental Protection Agency (IEPA), 2009; (IEPA, 2009); Letter providing approval with comments and modifications of the Shell, 2009 work plan. Issued to Shell Oil Products US (Shell), dated May 12, 2009.

Illinois Environmental Protection Agency (IEPA), 2010; (IEPA, 2010); Letter providing approval with comments the Shell 2010 Delineation Report. Issued to Shell Oil Products US (Shell), dated August 5, 2010.

Illinois Environmental Protection Agency (IEPA), 2011; (IEPA, 2011); Response to December 31, 2010 submittal. Issued to Shell Oil Products US (Shell), dated March 16, 2011.

Illinois Environmental Protection Agency (IEPA), 2012; (IEPA, 2012); Response to June 13, 2011; July 20, 2011; September 28, 2011, and May 31, 2012 submittals. Issued to Shell Oil Products US (Shell), dated September 13, 2012.

Illinois Environmental Protection Agency (IEPA), 2013; (IEPA, 2013); Tiered Approach to Corrective Action Objectives Title 35 – Part 742; Appendix B, Table H: Tier 1 Soil Gas and Groundwater Remediation Objectives for the Indoor Inhalation Exposure Route – Diffusion and Advection. Effective July 15, 2013 from www.ipcb.state.il.us/documents/dsweb/Get/Document-38408.

Illinois Environmental Protection Agency (IEPA), 2014; (IEPA, 2014); Response to August 21, 2013; September 13, 2013, and September 19, 2013 submittals. Issued to Shell Oil Products US (Shell), dated April 9, 2014.

Illinois Environmental Protection Agency (IEPA), 2015; (IEPA, 2015); Response to August 16, 2013 and March 4, 2015 submittals. Issued to Shell Oil Products US (Shell), dated May 28, 2015.

Illinois Environmental Protection Agency (IEPA), 2020; (IEPA, 2020); Response to April 6, 2017, July 14, 2017, and November 22, 2017 submittals. Issued to Shell Oil Products US (Shell), dated October 1, 2020.

Illinois Environmental Protection Agency (IEPA), 2022; (IEPA, 2022); Response to Public Works Yard Steam Enhanced Extraction Workplan. Issued to Shell Oil Products US (Shell), dated August 22, 2022.

Illinois Environmental Protection Agency (IEPA), 2023; (IEPA, 2023a); Approval with Conditions of Recent SOP Submittals. Issued to Shell Oil Products US (Shell), dated March 13, 2023.

Illinois Environmental Protection Agency (IEPA), 2023; (IEPA, 2023b); Approval with Conditions of Old Public Works Yard Steam Enhanced Extraction Final Design Report & Construction Work Plan. Issued to Shell Oil Products US (Shell), dated May 5, 2023.

Illinois Environmental Protection Agency (IEPA), 2024; (IEPA, 2024a); *Approval with Conditions of Three Recent Former Public Works Yard Steam Enhanced Extraction Submittals*. Issued to Shell Oil Products US (Shell), dated January 26, 2024.

Illinois Environmental Protection Agency (IEPA), 2024; (IEPA, 2024b); *Approval with Conditions of Two Recent Former Public Works Yard Steam Enhanced Extraction Submittals*. Issued to Shell Oil Products US (Shell), dated April 22, 2024.

Ririe, G. T., R. Sweeney, S. Daugherty, and P. Peuron. 1998. A Vapor Transport Model That is Consistent with Field and Laboratory Data. In: Proceedings of the Petroleum Hydrocarbons and Organic Chemicals in Ground Water Conference, American Petroleum Institute and the National Ground Water Association, Houston, TX.

URS Corporation (URS), 2010; (URS, 2010a); Dissolved Phase Groundwater Investigation and P-60 Free Phase Product Delineation Report - Roxana, Illinois; Prepared for Shell Oil Products US (Shell); dated February 18, 2010.

URS Corporation (URS), 2010; (URS, 2010b); Addendum to February 2010 Report - Supplemental Investigation Activities - Roxana, Illinois; Prepared for Shell Oil Products US (Shell); dated September 20, 2010.

URS Corporation (URS), 2011; (URS, 2011a); Soil Vapor Sampling – 1st Quarter 2011 - Roxana, Illinois; Prepared for Shell Oil Products US (Shell); dated June 2011.

URS Corporation (URS), 2011; (URS, 2011b); Conceptual/Final Design Report – Roxana, Illinois; Prepared for Shell Oil Products US (Shell); dated June 2011.

URS Corporation (URS), 2012; (URS, 2012); SVE System Construction Completion Report – Roxana, Illinois; Prepared for Shell Oil Products US (Shell); dated May 2012.

URS Corporation (URS), 2013; (URS, 2013); SVE System Construction Completion Report Addendum – Roxana, Illinois; Prepared for Shell Oil Products US (Shell); dated February 2013.

URS Corporation (URS), 2014; (URS, 2014); SVE System Construction Completion Report Addendum No. 2 – Roxana, Illinois; Prepared for Shell Oil Products US (Shell); dated January 2014.

URS Corporation (URS), 2015; (URS, 2015); SVE System Construction Completion Report Addendum No. 3 – Roxana, Illinois; Prepared for Shell Oil Products US (Shell); dated March 4, 2015.

US Environmental Protection Agency (USEPA), January 1995; (USEPA, 1995); AP-42 Compilation of Air Pollutant Emission Factors, Volume 1: Stationary Point and Area Sources, Fifth Edition, Appendix A.

US Environmental Protection Agency (USEPA), July 1998; (USEPA, 1998); AP-42 Compilation of Air Emissions Factors, Volume 1, Chapter 1: External Combustion Sources, Table 1.4-2, Fifth Edition, Supplement D.

US Environmental Protection Agency (USEPA), November 2020; (USEPA, 2020); Contract Laboratory Program National Functional Guidelines for Superfund Organic Methods Data Review.

US Environmental Protection Agency (USEPA), June 2021; (USEPA, 2021); Greenhouse Gases Equivalencies Calculator – Calculations and References. Accessed June 14, 2021 from https://www.epa.gov/energy/greenhouse-gases-equivalencies-calculator-calculations-and-references.

Tables

SEE LAST PAGE OF TABLE FOR NOTES

TABLE 1
QUARTERLY GROUNDWATER MONITORING WELL GAUGING RESULTS

WELL ID & EVENT	TOP OF CASING (elev.)	DATE GAUGED	DEPTH TO PRODUCT (ft btoc)	DEPTH TO WATER (ft btoc)	WATER-PRODUCT INTERFACE (elev.)	PRODUCT (elev.)	PRODUCT THICKNESS (ft)	CORRECTED WATER LEVEL (elev.)	SCREENED INTERVAL (elev.) (ft btoc)	WELL HEAD PID (ppm)	COMMENTS
MW-01											
4Q23	442.83	10/2/2023	NE	41.06	NA	NA	NA	401.77	394.03 - 384.03 (48.80 - 58.80)	0.0	*
1Q24		1/3/2024	NE	42.11	NA	NA	NA	400.72		0.0	*
2Q24		4/1/2024	NE	42.63	NA	NA	NA	400.20		0.0	*
3Q24		7/1/2024	NE	43.01	NA	NA	NA	399.82		0.0	*
MW-02											
4Q23	443.93	10/2/2023	NE	42.27	NA	NA	NA	401.66	394.06 - 384.06 (49.87 - 59.87)	28.6	*
1Q24		1/2/2024	NE	43.38	NA	NA	NA	400.55		66.0	*
2Q24		4/1/2024	NE	43.83	NA	NA	NA	400.10		149.6	*
3Q24		7/1/2024	NE	44.44	NA	NA	NA	399.49		220.8	*
MW-03											
4Q23	430.23	10/2/2023	NE	28.48	NA	NA	NA	401.75	395.56 - 385.56 (34.67 - 44.67)	0.0	*
1Q24		1/3/2024	NE	29.46	NA	NA	NA	400.77		0.0	*
2Q24		4/1/2024	NE	29.97	NA	NA	NA	400.26		0.0	*
3Q24		7/1/2024	NE	29.74	NA	NA	NA	400.49		0.0	*
MW-04											
4Q23	441.31	10/2/2023	NE	39.57	NA	NA	NA	401.74	396.25 - 386.25 (45.06 - 55.06)	0.0	*
1Q24		1/3/2024	NE	40.55	NA	NA	NA	400.76		0.0	*
2Q24		4/1/2024	NE	41.08	NA	NA	NA	400.23		0.0	*
3Q24		7/1/2024	NE	41.26	NA	NA	NA	400.05		0.0	*
MW-05											
4Q23	429.98	10/2/2023	NE	28.16	NA	NA	NA	401.82	396.01 - 386.01 (33.97 - 43.97)	0.0	*
1Q24		1/3/2024	NE	29.11	NA	NA	NA	400.87		0.0	*
2Q24		4/1/2024	NE	29.60	NA	NA	NA	400.38		0.0	*
3Q24		7/1/2024	NE	29.42	NA	NA	NA	400.56		0.0	*
MW-06A											
4Q23	432.33	10/2/2023	NE	30.39	NA	NA	NA	401.94	398.48 - 388.48 (33.85 - 43.85)	0.0	*
1Q24		1/3/2024	NE	31.36	NA	NA	NA	400.97		0.0	*
2Q24		4/1/2024	NE	31.73	NA	NA	NA	400.60		0.0	*
3Q24		7/1/2024	NE	31.52	NA	NA	NA	400.81		0.0	*
MW-06B											
4Q23	432.37	10/2/2023	NE	30.41	NA	NA	NA	401.96	368.32 - 363.32 (64.05 - 69.05)	0.0	*
1Q24		1/3/2024	NE	31.30	NA	NA	NA	401.07		0.0	*
2Q24		4/1/2024	NE	31.76	NA	NA	NA	400.61		0.0	*
3Q24		7/1/2024	NE	31.58	NA	NA	NA	400.79		0.0	*
MW-06C											
4Q23	432.18	10/2/2023	NE	30.20	NA	NA	NA	401.98	347.23 - 342.23 (84.95 - 89.95)	0.0	*
1Q24		1/3/2024	NE	31.10	NA	NA	NA	401.08		0.0	*
2Q24		4/1/2024	NE	31.55	NA	NA	NA	400.63		0.0	*
3Q24		7/1/2024	NE	31.37	NA	NA	NA	400.81		0.0	*
MW-06D											
4Q23	432.06	10/2/2023	NE	30.07	NA	NA	NA	401.99	327.34 - 322.34 (104.72 - 109.72)	0.0	*
1Q24		1/3/2024	NE	30.30	NA	NA	NA	401.76		0.0	*
2Q24		4/1/2024	NE	31.43	NA	NA	NA	400.63		0.0	*
3Q24		7/1/2024	NE	31.21	NA	NA	NA	400.85		0.0	*
MW-07											
4Q23	443.31	10/2/2023	NE	41.63	NA	NA	NA	401.68	400.39 - 390.39 (42.92 - 52.92)	0.0	*
1Q24		1/2/2024	NE	42.58	NA	NA	NA	400.73		0.0	*
2Q24		4/1/2024	NE	43.03	NA	NA	NA	400.28		0.0	
3Q24		7/1/2024	NE	43.20	NA	NA	NA	400.11		0.0	
MW-09											
4Q23	445.28	10/2/2023	NE	43.11	NA	NA	NA	402.17	399.24 - 389.24 (46.04 - 56.04)	0.0	*
1Q24		1/2/2024	NE	44.07	NA	NA	NA	401.21		0.0	*
2Q24		4/1/2024	NE	44.77	NA	NA	NA	400.51		0.0	*
3Q24		7/1/2024	NE	44.91	NA	NA	NA	400.37		0.0	*
MW-10											
4Q23	445.06	10/2/2023	NE	42.98	NA	NA	NA	402.08	400.63 - 390.63 (44.43 - 54.43)	0.0	*
1Q24		1/2/2024	NE	43.93	NA	NA	NA	401.13		0.0	*
2Q24		4/1/2024	NE	44.68	NA	NA	NA	400.38		0.0	
3Q24		7/1/2024	NE	45.08	NA	NA	NA	399.98		0.0	

SEE LAST PAGE OF TABLE FOR NOTES

TABLE 1
QUARTERLY GROUNDWATER MONITORING WELL GAUGING RESULTS

WELL ID & EVENT	TOP OF CASING (elev.)	DATE GAUGED	DEPTH TO PRODUCT (ft btoc)	DEPTH TO WATER (ft btoc)	WATER-PRODUCT INTERFACE (elev.)	PRODUCT (elev.)	PRODUCT THICKNESS (ft)	CORRECTED WATER LEVEL (elev.)	SCREENED INTERVAL (elev.) (ft btoc)	WELL HEAD PID (ppm)	COMMENTS
MW-11											
4Q23	442.38	10/2/2023	NE	40.67	NA	NA	NA	401.71	400.72 - 390.72 (41.66 - 51.66)	0.0	*
1Q24		1/2/2024	NE	41.73	NA	NA	NA	400.65		0.0	
2Q24		4/2/2024	NE	42.33	NA	NA	NA	400.05		0.0	
3Q24		7/1/2024	NE	42.78	NA	NA	NA	399.60		0.0	
MW-12											
4Q23	442.64	10/2/2023	NE	40.81	NA	NA	NA	401.83	400.72 - 390.72 (41.92 - 51.92)	0.0	*
1Q24		1/3/2024	NE	41.88	NA	NA	NA	400.76		0.0	*
2Q24		4/1/2024	NE	42.41	NA	NA	NA	400.23		0.0	
3Q24		7/1/2024	NE	42.71	NA	NA	NA	399.93		0.0	
MW-13											
4Q23	430.30	10/3/2023	NE	28.36	NA	NA	NA	401.94	405.5 - 395.5 (24.8 - 34.8)	0.0	
1Q24		1/3/2024	NE	29.21	NA	NA	NA	401.09		0.0	
2Q24		4/2/2024	NE	29.53	NA	NA	NA	400.77		0.0	
3Q24		7/2/2024	NE	28.92	NA	NA	NA	401.38		0.0	
MW-14											
4Q23	434.61	10/4/2023	NE	32.52	NA	NA	NA	402.09	401.19 - 391.19 (33.42 - 43.42)	28.8	*
1Q24		1/4/2024	NE	33.47	NA	NA	NA	401.14		26.9	
2Q24		4/3/2024	NE	33.85	NA	NA	NA	400.76		19.0	
3Q24		7/2/2024	NE	33.64	NA	NA	NA	400.97		14.5	
MW-16											
4Q23	443.60	10/2/2023	NE	41.76	NA	NA	NA	401.84	406.10 - 396.10 (37.50 - 47.50)	0.0	
1Q24		1/3/2024	NE	42.88	NA	NA	NA	400.72		0.0	
2Q24		4/1/2024	NE	43.42	NA	NA	NA	400.18		0.0	
3Q24		7/1/2024	NE	44.22	NA	NA	NA	399.38		0.0	
MW-17											
4Q23	441.78	10/2/2023	NE	39.91	NA	NA	NA	401.87	407.49 - 392.49 (34.29 - 49.29)	0.0	
1Q24		1/2/2024	NE	41.07	NA	NA	NA	400.71		0.0	
2Q24		4/1/2024	NE	41.65	NA	NA	NA	400.13		0.0	
3Q24		7/1/2024	NE	43.04	NA	NA	NA	398.74		0.0	
MW-18											
4Q23	442.24	10/2/2023	NE	40.43	NA	NA	NA	401.81	407.32 - 392.32 (34.92 - 49.92)	0.0	
1Q24		1/2/2024	NE	41.63	NA	NA	NA	400.61		0.0	
2Q24		4/1/2024	NE	42.18	NA	NA	NA	400.06		0.0	
3Q24		7/1/2024	NE	43.68	NA	NA	NA	398.56		0.0	
MW-19											
4Q23	442.98	10/2/2023	NE	41.20	NA	NA	NA	401.78	406.64 - 391.64 (36.34 - 51.34)	0.0	
1Q24		1/2/2024	NE	42.43	NA	NA	NA	400.55		0.0	
2Q24		4/1/2024	NE	42.93	NA	NA	NA	400.05		0.0	
3Q24		7/1/2024	NE	44.18	NA	NA	NA	398.80		0.0	
MW-20											
4Q23	443.86	10/2/2023	NE	42.15	NA	NA	NA	401.71	407.98 - 392.98 (35.88 - 50.88)	0.0	
1Q24		1/2/2024	NE	43.34	NA	NA	NA	400.52		0.0	
2Q24		4/1/2024	NE	43.83	NA	NA	NA	400.03		0.0	
3Q24		7/1/2024	NE	44.75	NA	NA	NA	399.11		0.0	
MW-21											
4Q23	444.01	10/2/2023	NE	42.37	NA	NA	NA	401.64	409.00 - 394.00 (35.01 - 50.01)	0.0	
1Q24		1/2/2024	NE	43.39	NA	NA	NA	400.62		0.0	
2Q24		4/1/2024	NE	43.85	NA	NA	NA	400.16		0.0	
3Q24		7/1/2024	NE	44.37	NA	NA	NA	399.64		0.0	
MW-22											
4Q23	442.38	10/2/2023	NE	40.53	NA	NA	NA	401.85	403.95 - 393.95 (38.43 - 48.43)	0.0	
1Q24		1/11/2024	NE	41.71	NA	NA	NA	400.67		0.0	
2Q24		4/1/2024	NE	42.15	NA	NA	NA	400.23		0.0	
3Q24		7/1/2024	NE	43.01	NA	NA	NA	399.37		0.0	
MW-23											
4Q23	431.57	10/3/2023	NE	29.81	NA	NA	NA	401.76	402.55 - 392.55 (29.02 - 39.02)	0.0	
1Q24		1/3/2024	NE	30.71	NA	NA	NA	400.86		0.0	
2Q24		4/1/2024	NE	31.17	NA	NA	NA	400.40		0.0	
3Q24		7/1/2024	NE	30.40	NA	NA	NA	401.17		0.0	

SEE LAST PAGE OF TABLE FOR NOTES

TABLE 1
QUARTERLY GROUNDWATER MONITORING WELL GAUGING RESULTS

WELL ID & EVENT	TOP OF CASING (elev.)	DATE GAUGED	DEPTH TO PRODUCT (ft btoc)	DEPTH TO WATER (ft btoc)	WATER-PRODUCT INTERFACE (elev.)	PRODUCT (elev.)	PRODUCT THICKNESS (ft)	CORRECTED WATER LEVEL (elev.)	SCREENED INTERVAL (elev.) (ft btoc)	WELL HEAD PID (ppm)	COMMENTS
MW-24											
4Q23	443.65	10/2/2023	NE	41.76	NA	NA	NA	401.89	404.04 - 394.04 (39.61 - 49.61)	0.0	
1Q24		1/2/2024	NE	42.77	NA	NA	NA	400.88		0.0	
2Q24		4/1/2024	NE	43.38	NA	NA	NA	400.27		0.0	
3Q24		7/1/2024	NE	43.70	NA	NA	NA	399.95		0.0	
MW-25											
4Q23	438.53	10/2/2023	NE	36.74	NA	NA	NA	401.79	402.94 - 392.94 (35.59 - 45.59)	82.3	
1Q24		1/3/2024	NE	37.71	NA	NA	NA	400.82		88.4	
2Q24		4/1/2024	NE	38.22	NA	NA	NA	400.31		0.0	
3Q24		7/1/2024	NE	38.35	NA	NA	NA	400.18		0.0	
MW-26											
4Q23	441.23	10/2/2023	NE	39.45	NA	NA	NA	401.78	403.08 - 393.08 (38.15 - 48.15)	0.0	
1Q24		1/3/2024	NE	40.47	NA	NA	NA	400.76		0.0	
2Q24		4/1/2024	NE	40.98	NA	NA	NA	400.25		0.0	
3Q24		7/1/2024	NE	41.30	NA	NA	NA	399.93		0.0	
MW-27											
4Q23	443.60	10/2/2023	NE	40.70	NA	NA	NA	402.90	403.81 - 393.81 (39.79 - 49.79)	0.0	
1Q24		1/2/2024	NE	41.70	NA	NA	NA	401.90		0.0	
2Q24		4/1/2024	NE	42.55	NA	NA	NA	401.05		0.0	
3Q24		7/1/2024	NE	43.26	NA	NA	NA	400.34		0.0	
MW-28											
4Q23	443.55	10/2/2023	NE	39.98	NA	NA	NA	403.57	409.94 - 399.94 (33.61 - 43.61)	0.0	
1Q24		1/2/2024	NE	40.72	NA	NA	NA	402.83		0.0	
2Q24		4/1/2024	NE	41.57	NA	NA	NA	401.98		0.0	
3Q24		7/1/2024	NE	42.31	NA	NA	NA	401.24		0.0	
P-01											
4Q23	442.98	10/3/2023	NE	35.76	NA	NA	NA	407.22	380.76 - 375.76 (62.22 - 67.22)	0.0	*
1Q24		1/4/2024	NE	37.34	NA	NA	NA	405.64		0.0	*
2Q24		4/10/2024	NE	37.92	NA	NA	NA	405.06		0.0	*
3Q24		7/2/2024	NE	36.93	NA	NA	NA	406.05		0.0	*
P-4U											
4Q23	442.74	10/3/2023	NE	36.88	NA	NA	NA	405.86	361.59 - 359.59 (81.15 - 83.15)	0.0	*
1Q24		1/4/2024	NE	38.46	NA	NA	NA	404.28		0.0	*
2Q24		4/3/2024	NE	39.30	NA	NA	NA	403.44		0.0	*
3Q24		7/2/2024	NE	38.20	NA	NA	NA	404.54		0.0	*
P-5L											
4Q23	444.01	10/3/2023	NE	37.12	NA	NA	NA	406.89	303.61 - 301.61 (140.40 - 142.40)	0.0	*
1Q24		1/4/2024	NE	38.57	NA	NA	NA	405.44		0.0	*
2Q24		4/3/2024	NE	39.15	NA	NA	NA	404.86		0.0	*
3Q24		7/2/2024	NE	38.10	NA	NA	NA	405.91		0.0	*
P-5U											
4Q23	444.42	10/3/2023	NE	38.22	NA	NA	NA	406.20	313.79 - 311.79 (130.63 - 132.63)	0.0	*
1Q24		1/4/2024	NE	39.94	NA	NA	NA	404.48		0.0	*
2Q24		4/3/2024	NE	40.32	NA	NA	NA	404.10		0.0	*
3Q24		7/2/2024	NE	39.38	NA	NA	NA	405.04		0.0	*
P-6U											
4Q23	443.63	10/3/2023	NE	37.56	NA	NA	NA	406.07	363.13 - 361.13 (80.50 - 82.50)	0.0	*
1Q24		1/4/2024	NE	39.11	NA	NA	NA	404.52		0.0	*
2Q24		4/3/2024	NE	39.95	NA	NA	NA	403.68		0.0	*
3Q24		7/2/2024	NE	38.88	NA	NA	NA	404.75		0.0	*
P-7U											
4Q23	444.08	10/3/2023	NE	37.83	NA	NA	NA	406.25	383.00 - 381.00 (61.08 - 63.08)	0.0	*
1Q24		1/4/2024	NE	39.32	NA	NA	NA	404.76		0.0	*
2Q24		4/3/2024	NE	40.18	NA	NA	NA	403.90		0.0	*
3Q24		7/2/2024	NE	39.10	NA	NA	NA	404.98		0.0	*
P-8U											
4Q23	442.07	10/3/2023	NE	37.71	NA	NA	NA	404.36	382.72 - 380.72 (59.35 - 61.35)	0.0	*
1Q24		1/2/2024	NE	39.04	NA	NA	NA	403.03		0.0	*
2Q24		4/3/2024	NE	40.18	NA	NA	NA	401.89		0.0	*
3Q24		7/2/2024	NE	39.20	NA	NA	NA	402.87		0.0	*

SEE LAST PAGE OF TABLE FOR NOTES

TABLE 1
QUARTERLY GROUNDWATER MONITORING WELL GAUGING RESULTS

WELL ID & EVENT	TOP OF CASING (elev.)	DATE GAUGED	DEPTH TO PRODUCT (ft btoc)	DEPTH TO WATER (ft btoc)	WATER-PRODUCT INTERFACE (elev.)	PRODUCT (elev.)	PRODUCT THICKNESS (ft)	CORRECTED WATER LEVEL (elev.)	SCREENED INTERVAL (elev.) (ft btoc)	WELL HEAD PID (ppm)	COMMENTS
P-9U											
4Q23	445.20	10/3/2023	NE	42.19	NA	NA	NA	403.01	344.61 - 342.61 (100.59 - 102.59)	0.0	*
1Q24		1/2/2024	NE	43.68	NA	NA	NA	401.52		0.0	*
2Q24		4/2/2024	NE	44.61	NA	NA	NA	400.59		0.0	*
3Q24		7/2/2024	NE	43.75	NA	NA	NA	401.45		0.0	*
P-11L											
4Q23	442.76	10/3/2023	NE	38.56	NA	NA	NA	404.20	332.55 - 330.55 (110.21 - 112.21)	0.0	*
1Q24		1/4/2024	NE	40.10	NA	NA	NA	402.66		0.0	*
2Q24		4/3/2024	NE	41.08	NA	NA	NA	401.68		0.0	*
3Q24		7/2/2024	NE	40.05	NA	NA	NA	402.71		0.0	*
P-11U											
4Q23	443.38	10/3/2023	NE	39.17	NA	NA	NA	404.21	343.46 - 341.46 (99.92 - 101.92)	0.0	*
1Q24		1/4/2024	NE	40.74	NA	NA	NA	402.64		0.0	*
2Q24		4/3/2024	NE	41.68	NA	NA	NA	401.70		0.0	*
3Q24		7/2/2024	NE	40.63	NA	NA	NA	402.75		0.0	*
P-14											
4Q23	443.01	10/3/2023	NE	35.85	NA	NA	NA	407.16	395.54 - 385.54 (47.47 - 57.47)	4.1	*
1Q24		1/4/2024	NE	37.39	NA	NA	NA	405.62		0.0	*
2Q24		4/10/2024	NE	38.02	NA	NA	NA	404.99		0.0	*
3Q24		7/2/2024	NE	37.05	NA	NA	NA	405.96		0.0	*
P-15											
4Q23	443.88	10/3/2023	NE	37.52	NA	NA	NA	406.36	398.43 - 388.43 (45.45 - 55.45)	0.0	*
1Q24		1/4/2024	NE	39.04	NA	NA	NA	404.84		0.0	*
2Q24		4/3/2024	NE	39.88	NA	NA	NA	404.00		0.0	*
3Q24		7/2/2024	NE	38.80	NA	NA	NA	405.08		0.0	*
P-16											
4Q23	442.84	10/3/2023	NE	36.50	NA	NA	NA	406.34	397.10 - 387.10 (45.74 - 55.74)	0.0	*
1Q24		1/4/2024	NE	38.03	NA	NA	NA	404.81		0.0	*
2Q24		4/3/2024	NE	38.85	NA	NA	NA	403.99		0.0	*
3Q24		7/2/2024	NE	37.55	NA	NA	NA	405.29		0.0	*
P-43											
4Q23	444.62	10/3/2023	NE	40.73	NA	NA	NA	403.89	381.06 - 371.06 (63.56 - 73.56)	0.0	*
1Q24		1/4/2024	NE	41.60	NA	NA	NA	403.02		0.0	*
2Q24		4/3/2024	NE	42.55	NA	NA	NA	402.07		0.0	*
3Q24		7/2/2024	NE	41.50	NA	NA	NA	403.12		0.0	*
P-53											
4Q23	446.57	10/3/2023	NE	43.10	NA	NA	NA	403.47	406.26 - 381.26 (40.31 - 65.31)	0.0	
1Q24		1/2/2024	NE	43.97	NA	NA	NA	402.60		0.0	
2Q24		4/1/2024	NE	44.83	NA	NA	NA	401.74		0.0	
3Q24		7/1/2024	NE	44.84	NA	NA	NA	401.73		0.0	
P-54											
4Q23	442.52	10/2/2023	NE	40.60	NA	NA	NA	401.92	404.52 - 379.52 (38.00 - 63.00)	0.0	
1Q24		1/5/2024	NE	41.60	NA	NA	NA	400.92		0.0	
2Q24		4/1/2024	NE	42.22	NA	NA	NA	400.30		0.0	
3Q24		7/1/2024	NE	42.29	NA	NA	NA	400.23		0.0	
P-55R											
4Q23	444.01	10/2/2023	40.35	40.37	403.64	403.66	0.02	403.66	403.58 - 393.58 (40.43 - 50.43)	119.6	*
1Q24		1/2/2024	41.11	41.13	402.88	402.90	0.02	402.90		114.7	
2Q24		4/1/2024	41.74	41.96	402.05	402.27	0.22	402.23		58.4	
3Q24		7/1/2024	42.10	42.15	401.86	401.91	0.05	401.90		91.0	
P-56											
4Q23	446.32	10/2/2023	NE	44.54	NA	NA	NA	401.78	405.50 - 380.50 (40.82 - 65.82)	13.8	
1Q24		1/2/2024	NE	45.87	NA	NA	NA	400.45		5.2	
2Q24		4/1/2024	NE	46.26	NA	NA	NA	400.06		0.4	
3Q24		7/1/2024	NE	47.30	NA	NA	NA	399.02		0.0	
P-57											
4Q23	447.15	10/2/2023	NE	45.43	NA	NA	NA	401.72	402.96 - 392.96 (44.19 - 54.19)	0.5	
1Q24		1/2/2024	NE	46.53	NA	NA	NA	400.62		0.0	
2Q24		4/1/2024	NE	46.96	NA	NA	NA	400.19		0.2	
3Q24		7/1/2024	NE	47.60	NA	NA	NA	399.55		0.0	

SEE LAST PAGE OF TABLE FOR NOTES

TABLE 1
QUARTERLY GROUNDWATER MONITORING WELL GAUGING RESULTS

WELL ID & EVENT	TOP OF CASING (elev.)	DATE GAUGED	DEPTH TO PRODUCT (ft btoc)	DEPTH TO WATER (ft btoc)	WATER-PRODUCT INTERFACE (elev.)	PRODUCT (elev.)	PRODUCT THICKNESS (ft)	CORRECTED WATER LEVEL (elev.)	SCREENED INTERVAL (elev.) (ft btoc)	WELL HEAD PID (ppm)	COMMENTS
P-58											
4Q23	445.16	10/2/2023	NE	43.42	NA	NA	NA	401.74	404.95 - 379.95 (40.21 - 65.21)	0.0	
1Q24		1/2/2024	NE	44.42	NA	NA	NA	400.74		0.0	
2Q24		4/1/2024	NE	44.83	NA	NA	NA	400.33		0.0	
3Q24		7/1/2024	NE	45.31	NA	NA	NA	399.85		0.0	
P-59											
4Q23	447.07	10/2/2023	NE	45.22	NA	NA	NA	401.85	399.16 - 374.16 (47.91 - 72.91)	205.6	*
1Q24		1/2/2024	NE	46.53	NA	NA	NA	400.54		302.5	*
2Q24		4/1/2024	NE	47.04	NA	NA	NA	400.03		82.1	*
3Q24		7/1/2024	NE	48.38	NA	NA	NA	398.69		0.0	
P-60											
4Q23	446.88	10/2/2023	NE	44.97	NA	NA	NA	401.91	402.23 - 382.23 (44.65 - 64.65)	0.4	
1Q24		1/2/2024	NE	46.13	NA	NA	NA	400.75		20.8	
2Q24		4/1/2024	NE	46.75	NA	NA	NA	400.13		31.4	
3Q24		7/1/2024	NE	48.03	NA	NA	NA	398.85		3.1	
P-61											
4Q23	444.66	10/3/2023	NE	43.22	NA	NA	NA	401.44	398.99 - 373.99 (45.68 - 70.68)	24.5	*
1Q24		1/3/2024	44.25	46.50	398.16	400.41	2.25	399.96		392.8	*
2Q24		4/2/2024	44.64	47.06	397.60	400.02	2.42	399.54		13.2	*
3Q24		7/1/2024	45.75	48.10	396.56	398.91	2.35	398.44		60.9	
P-62											
4Q23	442.60	10/2/2023	40.95	42.01	400.59	401.65	1.06	401.44	401.13 - 376.13 (41.47 - 66.47)	0.0	*
1Q24		1/3/2024	42.06	43.34	399.26	400.54	1.28	400.28		3.8	
2Q24		4/2/2024	42.56	43.74	398.86	400.04	1.18	399.80		132.6	
3Q24		7/1/2024	43.45	44.48	398.12	399.15	1.03	398.94		31.9	
P-63											
4Q23	446.06	10/2/2023	45.41	45.56	400.50	400.65	0.15	400.62	398.77 - 373.77 (47.29 - 72.29)	0.0	*
1Q24		1/3/2024	NE	46.19	NA	NA	NA	399.87		45.2	*
2Q24		4/2/2024	NE	46.70	NA	NA	NA	399.36		36.3	*
3Q24		7/12/2024	46.77	46.78	399.28	399.29	0.01	399.29		5.3	*
P-64											
4Q23	446.78	10/3/2023	46.71	46.85	399.93	400.07	0.14	400.04	399.55 - 374.55 (47.23 - 72.23)	264.4	*
1Q24		1/3/2024	47.34	47.45	399.33	399.44	0.11	399.42		420.5	
2Q24		4/3/2024	47.96	49.33	397.45	398.82	1.37	398.55		20.1	
3Q24		7/1/2024	47.68	48.15	398.63	399.10	0.47	399.01		72.4	
P-65											
4Q23	444.77	10/2/2023	44.00	44.06	400.71	400.77	0.06	400.76	397.75 - 372.75 (47.02 - 72.02)	0.0	*
1Q24		1/3/2024	NE	44.82	NA	NA	NA	399.95		38.2	*
2Q24		4/1/2024	NE	45.45	NA	NA	NA	399.32		3.2	*
3Q24		7/1/2024	NE	45.40	NA	NA	NA	399.37		30.1	*
P-66											
4Q23	437.00	10/4/2023	34.91	36.35	400.65	402.09	1.44	401.80	402.28 - 377.28 (34.72 - 59.72)	0.0	
1Q24		1/4/2024	35.97	37.00	400.00	401.03	1.03	400.82		197.7	
2Q24		4/3/2024	36.50	37.07	399.93	400.50	0.57	400.39		2.5	
3Q24		7/2/2024	36.59	37.14	399.86	400.41	0.55	400.30		0.7	
P-67											
4Q23	444.30	10/4/2023	41.75	41.76	402.54	402.55	0.01	402.55	402.33 - 377.33 (41.98 - 66.98)	0.0	*
1Q24		1/4/2024	NE	42.73	NA	NA	NA	401.57		0.9	
2Q24		4/3/2024	NE	43.13	NA	NA	NA	401.17		0.0	
3Q24		7/2/2024	NE	42.93	NA	NA	NA	401.37		17.1	
P-68											
4Q23	445.38	10/2/2023	43.41	43.47	401.91	401.97	0.06	401.96	401.62 - 376.62 (43.76 - 68.76)	0.0	*
1Q24		1/3/2024	44.57	44.64	400.74	400.81	0.07	400.80		202.7	
2Q24		4/1/2024	45.18	45.33	400.05	400.20	0.15	400.17		172.6	
3Q24		7/1/2024	46.45	46.62	398.76	398.93	0.17	398.90		3.4	
P-69											
4Q23	443.77	10/2/2023	NE	42.06	NA	NA	NA	401.71	402.95 - 377.95 (40.82 - 65.82)	0.0	
1Q24		1/3/2024	NE	43.56	NA	NA	NA	400.21		0.0	
2Q24		4/1/2024	NE	43.97	NA	NA	NA	399.80		0.0	
3Q24		7/1/2024	NE	46.03	NA	NA	NA	397.74		0.0	

SEE LAST PAGE OF TABLE FOR NOTES

TABLE 1
QUARTERLY GROUNDWATER MONITORING WELL GAUGING RESULTS

WELL ID & EVENT	TOP OF CASING (elev.)	DATE GAUGED	DEPTH TO PRODUCT (ft btoc)	DEPTH TO WATER (ft btoc)	WATER-PRODUCT INTERFACE (elev.)	PRODUCT (elev.)	PRODUCT THICKNESS (ft)	CORRECTED WATER LEVEL (elev.)	SCREENED INTERVAL (elev.) (ft btoc)	WELL HEAD PID (ppm)	COMMENTS
P-70											
4Q23	443.11	10/3/2023	NE	41.53	NA	NA	NA	401.58	398.44 - 373.44 (44.67 - 69.67)	171.8	*
1Q24		1/3/2024	NE	42.82	NA	NA	NA	400.29		160.1	*
2Q24		4/2/2024	NE	43.31	NA	NA	NA	399.80		113.2	*
3Q24		7/1/2024	44.33	45.65	397.46	398.78	1.32	398.52		207.1	
P-71											
4Q23	445.09	10/2/2023	NE	43.14	NA	NA	NA	401.95	402.48 - 377.48 (42.61 - 67.61)	0.0	
1Q24		1/3/2024	NE	44.17	NA	NA	NA	400.92		112.5	
2Q24		4/1/2024	NE	44.52	NA	NA	NA	400.57		0.0	
3Q24		7/1/2024	NE	44.98	NA	NA	NA	400.11		6.5	
P-72											
4Q23	444.70	10/2/2023	NE	42.73	NA	NA	NA	401.97	398.93 - 373.93 (45.77 - 70.77)	0.0	*
1Q24		1/3/2024	NE	43.71	NA	NA	NA	400.99		82.6	*
2Q24		4/1/2024	NE	44.11	NA	NA	NA	400.59		2.3	*
3Q24		7/1/2024	NE	44.58	NA	NA	NA	400.12		3.7	*
P-73											
4Q23	444.02	10/3/2023	NE	42.56	NA	NA	NA	401.46	402.43 - 377.43 (41.60 - 66.60)	0.0	
1Q24		1/3/2024	NE	43.56	NA	NA	NA	400.46		0.0	
2Q24		4/2/2024	NE	43.89	NA	NA	NA	400.13		20.9	
3Q24		7/1/2024	NE	45.05	NA	NA	NA	398.97		1.9	
P-74											
4Q23	442.93	10/2/2023	NE	41.11	NA	NA	NA	401.82	399.10 - 374.10 (43.83 - 68.83)	0.0	*
1Q24		1/3/2024	NE	42.44	NA	NA	NA	400.49		0.0	*
2Q24		4/1/2024	NE	43.00	NA	NA	NA	399.93		0.0	*
3Q24		7/1/2024	NE	44.68	NA	NA	NA	398.25		6.4	
P-75											
4Q23	446.68	10/4/2023	NE	44.95	NA	NA	NA	401.73	403.55 - 378.55 (43.13 - 68.13)	0.0	
1Q24		1/4/2024	NE	45.93	NA	NA	NA	400.75		0.7	
2Q24		4/3/2024	NE	46.38	NA	NA	NA	400.30		0.0	
3Q24		7/2/2024	NE	46.67	NA	NA	NA	400.01		0.0	
P-82A											
4Q23	434.94	10/3/2023	NE	30.05	NA	NA	NA	404.89	401.73 - 386.73 (33.21 - 48.21)	0.0	*
1Q24		1/4/2024	NE	31.02	NA	NA	NA	403.92		0.0	*
2Q24		4/2/2024	NE	31.20	NA	NA	NA	403.74		0.0	*
3Q24		7/1/2024	NE	30.49	NA	NA	NA	404.45		0.0	*
P-82B											
4Q23	434.68	10/3/2023	NE	29.76	NA	NA	NA	404.92	371.88 - 369.88 (62.80 - 64.80)	0.0	*
1Q24		1/4/2024	NE	30.74	NA	NA	NA	403.94		0.0	*
2Q24		4/2/2024	NE	30.93	NA	NA	NA	403.75		0.0	*
3Q24		7/1/2024	NE	30.20	NA	NA	NA	404.48		0.0	*
P-82C											
4Q23	434.41	10/3/2023	NE	29.48	NA	NA	NA	404.93	351.64 - 349.64 (82.77 - 84.77)	0.0	*
1Q24		1/4/2024	NE	30.45	NA	NA	NA	403.96		0.0	*
2Q24		4/2/2024	NE	30.85	NA	NA	NA	403.56		0.0	*
3Q24		7/1/2024	NE	29.91	NA	NA	NA	404.50		0.0	*
P-82D											
4Q23	435.09	10/3/2023	NE	30.25	NA	NA	NA	404.84	323.55 - 321.55 (111.54 - 113.54)	0.0	*
1Q24		1/4/2024	NE	31.21	NA	NA	NA	403.88		0.0	*
2Q24		4/2/2024	NE	31.40	NA	NA	NA	403.69		0.0	*
3Q24		7/1/2024	NE	30.66	NA	NA	NA	404.43		0.0	*
P-83A											
4Q23	445.54	10/3/2023	NE	43.94	NA	NA	NA	401.60	398.14 - 383.14 (47.40 - 62.40)	0.0	*
1Q24		1/2/2024	NE	44.82	NA	NA	NA	400.72		0.0	*
2Q24		4/2/2024	NE	45.44	NA	NA	NA	400.10		0.0	*
3Q24		7/2/2024	NE	45.00	NA	NA	NA	400.54		0.0	*
P-83B											
4Q23	445.77	10/3/2023	NE	44.20	NA	NA	NA	401.57	371.97 - 369.97 (73.80 - 75.80)	0.0	*
1Q24		1/2/2024	NE	44.90	NA	NA	NA	400.87		0.0	*
2Q24		4/2/2024	NE	45.71	NA	NA	NA	400.06		0.0	*
3Q24		7/2/2024	NE	45.28	NA	NA	NA	400.49		0.0	*

SEE LAST PAGE OF TABLE FOR NOTES

TABLE 1
QUARTERLY GROUNDWATER MONITORING WELL GAUGING RESULTS

WELL ID & EVENT	TOP OF CASING (elev.)	DATE GAUGED	DEPTH TO PRODUCT (ft btoc)	DEPTH TO WATER (ft btoc)	WATER-PRODUCT INTERFACE (elev.)	PRODUCT (elev.)	PRODUCT THICKNESS (ft)	CORRECTED WATER LEVEL (elev.)	SCREENED INTERVAL (elev.) (ft btoc)	WELL HEAD PID (ppm)	COMMENTS
P-83C											
4Q23	445.95	10/3/2023	NE	44.35	NA	NA	NA	401.60	353.56 - 351.56 (92.39 - 94.39)	0.0	*
1Q24		1/2/2024	NE	45.20	NA	NA	NA	400.75		0.0	*
2Q24		4/2/2024	NE	45.83	NA	NA	NA	400.12		0.0	*
3Q24		7/2/2024	NE	45.43	NA	NA	NA	400.52		0.0	*
P-83D											
4Q23	445.86	10/3/2023	NE	45.30	NA	NA	NA	400.56	312.06 - 310.06 (133.80 - 135.80)	0.0	*
1Q24		1/2/2024	NE	44.98	NA	NA	NA	400.88		0.0	*
2Q24		4/2/2024	NE	46.81	NA	NA	NA	399.05		0.0	*
3Q24		7/2/2024	NE	45.35	NA	NA	NA	400.51		0.0	*
P-84A											
4Q23	446.63	10/3/2023	NE	44.44	NA	NA	NA	402.19	397.71 - 382.71 (48.92 - 63.92)	0.0	*
1Q24		1/3/2024	NE	44.84	NA	NA	NA	401.79		0.0	*
2Q24		4/3/2024	NE	45.78	NA	NA	NA	400.85		0.0	*
3Q24		7/2/2024	NE	45.64	NA	NA	NA	400.99		0.0	*
P-84B											
4Q23	446.35	10/3/2023	NE	43.78	NA	NA	NA	402.57	372.85 - 370.85 (73.50 - 75.50)	0.0	*
1Q24		1/3/2024	NE	44.57	NA	NA	NA	401.78		0.0	*
2Q24		4/3/2024	NE	45.40	NA	NA	NA	400.95		0.0	*
3Q24		7/2/2024	NE	45.38	NA	NA	NA	400.97		0.0	*
P-84C											
4Q23	446.37	10/3/2023	NE	43.78	NA	NA	NA	402.59	352.32 - 350.32 (94.05 - 96.05)	0.0	*
1Q24		1/3/2024	NE	44.57	NA	NA	NA	401.80		0.0	*
2Q24		4/3/2024	NE	45.42	NA	NA	NA	400.95		0.0	*
3Q24		7/2/2024	NE	45.38	NA	NA	NA	400.99		0.0	*
P-84D											
4Q23	446.38	10/3/2023	NE	43.78	NA	NA	NA	402.60	325.55 - 323.55 (120.83 - 122.83)	0.0	*
1Q24		1/3/2024	NE	44.57	NA	NA	NA	401.81		0.0	*
2Q24		4/3/2024	NE	45.42	NA	NA	NA	400.96		0.0	*
3Q24		7/2/2024	NE	45.40	NA	NA	NA	400.98		0.0	*
P-88A											
4Q23	443.27	10/3/2023	NE	35.86	NA	NA	NA	407.41	404.87 - 389.87 (38.40 - 53.40)	0.0	*
1Q24		1/4/2024	NE	36.97	NA	NA	NA	406.30		0.0	*
2Q24		4/3/2024	NE	37.75	NA	NA	NA	405.52		0.0	*
3Q24		7/2/2024	NE	37.04	NA	NA	NA	406.23		0.0	*
P-88B											
4Q23	443.35	10/3/2023	NE	35.93	NA	NA	NA	407.42	371.70 - 369.70 (71.65 - 73.65)	0.0	*
1Q24		1/4/2024	NE	37.03	NA	NA	NA	406.32		0.0	*
2Q24		4/3/2024	NE	37.83	NA	NA	NA	405.52		0.0	*
3Q24		7/2/2024	NE	37.06	NA	NA	NA	406.29		0.0	*
P-88C											
4Q23	443.31	10/3/2023	NE	35.88	NA	NA	NA	407.43	351.01 - 349.01 (92.30 - 94.30)	0.0	*
1Q24		1/4/2024	NE	36.99	NA	NA	NA	406.32		0.0	*
2Q24		4/3/2024	NE	37.80	NA	NA	NA	405.51		0.0	*
3Q24		7/2/2024	NE	37.06	NA	NA	NA	406.25		0.0	*
P-88D											
4Q23	443.38	10/3/2023	NE	35.97	NA	NA	NA	407.41	331.21 - 329.21 (112.17 - 114.17)	0.0	*
1Q24		1/4/2024	NE	37.10	NA	NA	NA	406.28		0.0	*
2Q24		4/3/2024	NE	37.85	NA	NA	NA	405.53		0.0	*
3Q24		7/2/2024	NE	37.14	NA	NA	NA	406.24		0.0	*
P-89B											
4Q23	447.64	10/3/2023	NE	44.98	NA	NA	NA	402.66	370.28 - 368.28 (77.36 - 79.36)	0.6	*
1Q24		1/3/2024	NE	46.47	NA	NA	NA	401.17		0.0	*
2Q24		4/2/2024	NE	47.62	NA	NA	NA	400.02		0.0	*
3Q24		7/2/2024	NE	46.55	NA	NA	NA	401.09		0.0	*
P-89C											
4Q23	447.96	10/3/2023	NE	45.34	NA	NA	NA	402.62	351.56 - 349.56 (96.40 - 98.40)	103.6	*
1Q24		1/3/2024	NE	46.86	NA	NA	NA	401.10		0.0	*
2Q24		4/2/2024	NE	47.98	NA	NA	NA	399.98		0.0	*
3Q24		7/2/2024	NE	46.90	NA	NA	NA	401.06		0.0	*

SEE LAST PAGE OF TABLE FOR NOTES

TABLE 1
QUARTERLY GROUNDWATER MONITORING WELL GAUGING RESULTS

WELL ID & EVENT	TOP OF CASING (elev.)	DATE GAUGED	DEPTH TO PRODUCT (ft btoc)	DEPTH TO WATER (ft btoc)	WATER-PRODUCT INTERFACE (elev.)	PRODUCT (elev.)	PRODUCT THICKNESS (ft)	CORRECTED WATER LEVEL (elev.)	SCREENED INTERVAL (elev.) (ft btoc)	WELL HEAD PID (ppm)	COMMENTS
P-89D											
4Q23	447.83	10/3/2023	NE	45.36	NA	NA	NA	402.47	309.33 - 307.33 (138.50 - 140.50)	0.0	*
1Q24		1/3/2024	NE	46.88	NA	NA	NA	400.95		0.0	*
2Q24		4/2/2024	NE	47.99	NA	NA	NA	399.84		0.0	*
3Q24		7/2/2024	NE	46.93	NA	NA	NA	400.90		0.0	*
P-91A											
4Q23	447.43	10/3/2023	47.99	48.06	399.37	399.44	0.07	399.43	395.92 - 380.92 (51.52 - 66.52)	3.2	*
1Q24		1/2/2024	48.75	48.76	398.67	398.68	0.01	398.68		1.7	*
2Q24		4/2/2024	49.31	49.33	398.10	398.12	0.02	398.12		2.8	*
3Q24		7/2/2024	48.62	48.63	398.80	398.81	0.01	398.81		1.3	*
P-91B											
4Q23	447.47	10/3/2023	NE	48.02	NA	NA	NA	399.45	372.78 - 370.78 (74.69 - 76.69)	3.3	*
1Q24		1/2/2024	NE	48.78	NA	NA	NA	398.69		0.0	*
2Q24		4/2/2024	NE	49.31	NA	NA	NA	398.16		0.0	*
3Q24		7/2/2024	NE	48.65	NA	NA	NA	398.82		0.0	*
P-91C											
4Q23	447.27	10/3/2023	NE	47.76	NA	NA	NA	399.51	352.54 - 350.54 (94.73 - 96.73)	0.0	*
1Q24		1/2/2024	NE	48.54	NA	NA	NA	398.73		0.0	*
2Q24		4/2/2024	NE	49.11	NA	NA	NA	398.16		0.0	*
3Q24		7/2/2024	NE	48.43	NA	NA	NA	398.84		0.0	*
P-91D											
4Q23	447.26	10/3/2023	NE	47.76	NA	NA	NA	399.50	278.94 - 276.94 (168.32 - 170.32)	2.2	*
1Q24		1/2/2024	NE	48.81	NA	NA	NA	398.45		8.2	*
2Q24		4/2/2024	NE	49.14	NA	NA	NA	398.12		0.0	*
3Q24		7/2/2024	NE	48.45	NA	NA	NA	398.81		0.0	*
P-92A											
4Q23	446.39	10/2/2023	NE	46.16	NA	NA	NA	400.23	398.82 - 383.82 (47.57 - 62.57)	0.0	*
1Q24		1/3/2024	46.84	46.87	399.52	399.55	0.03	399.54		132.9	*
2Q24		4/1/2024	47.56	47.59	398.80	398.83	0.03	398.82		88.6	*
3Q24		7/1/2024	47.30	47.37	399.02	399.09	0.07	399.08		24.5	*
P-92B											
4Q23	446.33	10/2/2023	NE	46.10	NA	NA	NA	400.23	371.92 - 369.92 (74.41 - 76.41)	0.0	*
1Q24		1/3/2024	NE	46.81	NA	NA	NA	399.52		0.0	*
2Q24		4/1/2024	NE	47.51	NA	NA	NA	398.82		0.2	*
3Q24		7/1/2024	NE	47.25	NA	NA	NA	399.08		0.0	*
P-92C											
4Q23	446.34	10/2/2023	NE	46.12	NA	NA	NA	400.22	353.38 - 348.38 (92.96 - 97.96)	0.0	*
1Q24		1/3/2024	NE	46.79	NA	NA	NA	399.55		0.0	*
2Q24		4/1/2024	NE	47.55	NA	NA	NA	398.79		0.3	*
3Q24		7/1/2024	NE	47.37	NA	NA	NA	398.97		0.0	*
P-92D											
4Q23	446.15	10/2/2023	NE	45.99	NA	NA	NA	400.16	305.15 - 303.15 (141.00 - 143.00)	0.0	*
1Q24		1/3/2024	NE	45.68	NA	NA	NA	400.47		0.0	*
2Q24		4/1/2024	NE	47.41	NA	NA	NA	398.74		0.0	*
3Q24		7/1/2024	NE	47.10	NA	NA	NA	399.05		0.0	*
P-93A											
4Q23	445.37	10/2/2023	NE	43.64	NA	NA	NA	401.73	402.30 - 392.30 (43.07 - 53.07)	0.0	
1Q24		1/2/2024	NE	46.07	NA	NA	NA	399.30		0.4	
2Q24		4/1/2024	NE	45.12	NA	NA	NA	400.25		0.0	
3Q24		7/1/2024	NE	44.71	NA	NA	NA	400.66		0.0	
P-93B											
4Q23	446.70	10/2/2023	NE	44.98	NA	NA	NA	401.72	371.92 - 369.92 (74.78 - 76.78)	0.0	*
1Q24		1/2/2024	NE	46.07	NA	NA	NA	400.63		0.0	*
2Q24		4/1/2024	NE	46.49	NA	NA	NA	400.21		0.0	*
3Q24		7/1/2024	NE	47.05	NA	NA	NA	399.65		0.0	*
P-93C											
4Q23	446.55	10/2/2023	NE	44.83	NA	NA	NA	401.72	353.67 - 348.67 (92.88 - 97.88)	0.0	*
1Q24		1/2/2024	NE	45.90	NA	NA	NA	400.65		99.2	*
2Q24		4/1/2024	NE	46.33	NA	NA	NA	400.22		5.8	*
3Q24		7/1/2024	NE	46.90	NA	NA	NA	399.65		0.0	*

SEE LAST PAGE OF TABLE FOR NOTES

TABLE 1
QUARTERLY GROUNDWATER MONITORING WELL GAUGING RESULTS

WELL ID & EVENT	TOP OF CASING (elev.)	DATE GAUGED	DEPTH TO PRODUCT (ft btoc)	DEPTH TO WATER (ft btoc)	WATER-PRODUCT INTERFACE (elev.)	PRODUCT (elev.)	PRODUCT THICKNESS (ft)	CORRECTED WATER LEVEL (elev.)	SCREENED INTERVAL (elev.) (ft btoc)	WELL HEAD PID (ppm)	COMMENTS
P-93D											
4Q23	446.97	10/2/2023	NE	45.21	NA	NA	NA	401.76	321.31 - 319.31 (125.66 - 127.66)	0.0	*
1Q24		1/2/2024	NE	46.26	NA	NA	NA	400.71		0.0	*
2Q24		4/1/2024	NE	46.70	NA	NA	NA	400.27		0.0	*
3Q24		7/1/2024	NE	47.25	NA	NA	NA	399.72		0.0	*
P-94											
4Q23	445.04	10/3/2023	NE	41.17	NA	NA	NA	403.87	398.80 - 383.80 (46.24 - 61.24)	0.0	*
1Q24		1/2/2024	NE	42.39	NA	NA	NA	402.65		0.0	*
2Q24		4/2/2024	NE	43.26	NA	NA	NA	401.78		0.0	*
3Q24		7/2/2024	NE	42.63	NA	NA	NA	402.41		0.0	*
P-95											
4Q23	443.95	10/3/2023	NE	34.04	NA	NA	NA	409.91	407.43 - 392.43 (36.52 - 51.52)	0.0	*
1Q24		1/4/2024	NE	35.25	NA	NA	NA	408.70		0.0	*
2Q24		4/2/2024	NE	36.15	NA	NA	NA	407.80		0.0	*
3Q24		7/2/2024	NE	35.54	NA	NA	NA	408.41		0.0	*
P-102											
4Q23	445.14	10/3/2023	NE	38.18	NA	NA	NA	406.96	402.39 - 382.39 (42.75 - 62.75)	2.9	*
1Q24		1/4/2024	NE	39.48	NA	NA	NA	405.66		2.3	*
2Q24		4/2/2024	NE	40.37	NA	NA	NA	404.77		0.0	*
3Q24		7/2/2024	NE	39.67	NA	NA	NA	405.47		0.3	*
P-114R											
4Q23	429.48	10/3/2023	NE	27.65	NA	NA	NA	401.83	406.47 - 396.47 (23.01 - 33.01)	0.0	
1Q24		1/3/2024	NE	28.45	NA	NA	NA	401.03		37.0	
2Q24		4/2/2024	NE	28.71	NA	NA	NA	400.77		16.8	
3Q24		7/2/2024	NE	27.41	NA	NA	NA	402.07		37.4	
P-115											
4Q23	433.54	10/3/2023	NE	31.71	NA	NA	NA	401.83	401.24 - 381.24 (32.30 - 52.30)	0.0	*
1Q24		1/4/2024	NE	32.65	NA	NA	NA	400.89		0.0	
2Q24		4/2/2024	NE	32.65	NA	NA	NA	400.89		24.9	
3Q24		7/2/2024	NE	31.17	NA	NA	NA	402.37		0.0	*
P-116											
4Q23	436.79	10/3/2023	NE	35.16	NA	NA	NA	401.63	399.35 - 379.35 (37.44 - 57.44)	0.0	*
1Q24		1/4/2024	NE	36.09	NA	NA	NA	400.70		0.0	*
2Q24		4/2/2024	NE	36.08	NA	NA	NA	400.71		0.0	*
3Q24		7/2/2024	NE	34.44	NA	NA	NA	402.35		0.0	*
P-117											
4Q23	432.87	10/3/2023	NE	31.38	NA	NA	NA	401.49	399.94 - 379.94 (32.93 - 52.93)	0.0	*
1Q24		1/3/2024	NE	32.15	NA	NA	NA	400.72		0.0	*
2Q24		4/2/2024	NE	32.32	NA	NA	NA	400.55		0.0	*
3Q24		7/2/2024	NE	30.58	NA	NA	NA	402.29		0.0	*
P-118											
4Q23	431.48	10/3/2023	NE	30.41	NA	NA	NA	401.07	400.36 - 384.43 (31.12 - 47.05)	0.0	*
1Q24		1/4/2024	NE	31.33	NA	NA	NA	400.15		0.0	
2Q24		4/2/2024	NE	31.28	NA	NA	NA	400.20		0.0	
3Q24		7/2/2024	NE	28.95	NA	NA	NA	402.53		0.0	*
P-119											
4Q23	432.11	10/3/2023	NE	29.85	NA	NA	NA	402.26	401.44 - 385.51 (30.67 - 46.60)	0.0	*
1Q24		1/4/2024	NE	30.79	NA	NA	NA	401.32		0.0	
2Q24		4/2/2024	NE	30.95	NA	NA	NA	401.16		0.0	
3Q24		7/2/2024	NM	NM	NM	NM	NM	NM		NM	Inaccess ble due to refinery construction.
P-120											
4Q23	433.00	10/3/2023	NE	30.38	NA	NA	NA	402.62	401.62 - 385.69 (31.38 - 47.31)	0.0	*
1Q24		1/4/2024	NE	31.32	NA	NA	NA	401.68		0.0	*
2Q24		4/2/2024	NE	31.30	NA	NA	NA	401.70		0.0	*
3Q24		7/2/2024	NE	30.20	NA	NA	NA	402.80		0.0	*
P-129											
4Q23	432.66	10/3/2023	NE	32.78	NA	NA	NA	399.88	400.69 - 384.76 (31.97 - 47.90)	1.3	
1Q24		1/3/2024	NE	33.41	NA	NA	NA	399.25		5.7	
2Q24		4/2/2024	NE	33.32	NA	NA	NA	399.34		63.1	
3Q24		7/2/2024	NE	30.07	NA	NA	NA	402.59		0.0	*

SEE LAST PAGE OF TABLE FOR NOTES

TABLE 1
QUARTERLY GROUNDWATER MONITORING WELL GAUGING RESULTS

WELL ID & EVENT	TOP OF CASING (elev.)	DATE GAUGED	DEPTH TO PRODUCT (ft btoc)	DEPTH TO WATER (ft btoc)	WATER-PRODUCT INTERFACE (elev.)	PRODUCT (elev.)	PRODUCT THICKNESS (ft)	CORRECTED WATER LEVEL (elev.)	SCREENED INTERVAL (elev.) (ft btoc)	WELL HEAD PID (ppm)	COMMENTS
ROST-3-MW											
4Q23	442.52	10/2/2023	NE	40.44	NA	NA	NA	402.08	404.71 - 394.71 (37.81 - 47.81)	0.0	
1Q24		1/2/2024	NE	41.47	NA	NA	NA	401.05		0.0	
2Q24		4/2/2024	NE	42.12	NA	NA	NA	400.40		0.0	
3Q24		7/1/2024	NE	42.75	NA	NA	NA	399.77		0.0	
ROST-4-PZ											
4Q23	442.15	10/2/2023	NE	39.48	NA	NA	NA	402.67	407.22 - 397.22 (34.93 - 44.93)	0.0	
1Q24		1/2/2024	NE	40.10	NA	NA	NA	402.05		0.0	
2Q24		4/1/2024	NE	41.02	NA	NA	NA	401.13		0.0	
3Q24		7/1/2024	NE	41.87	NA	NA	NA	400.28		0.0	
ROST-4-PZ(A)											
4Q23	442.15	10/2/2023	NE	39.06	NA	NA	NA	403.09	407.38 - 397.38 (34.77 - 44.77)	0.0	
1Q24		1/2/2024	NE	40.34	NA	NA	NA	401.81		0.0	
2Q24		4/1/2024	NE	41.20	NA	NA	NA	400.95		0.0	
3Q24		7/1/2024	NE	42.36	NA	NA	NA	399.79		0.0	
ROST-4-PZ(B)											
4Q23	442.40	10/2/2023	NE	39.50	NA	NA	NA	402.90	407.35 - 397.35 (35.05 - 45.05)	0.0	
1Q24		1/2/2024	NE	40.35	NA	NA	NA	402.05		0.0	
2Q24		4/1/2024	NE	41.05	NA	NA	NA	401.35		0.0	
3Q24		7/1/2024	NE	41.82	NA	NA	NA	400.58		0.0	
ROST-4-PZ(C)											
4Q23	442.97	10/2/2023	NE	39.55	NA	NA	NA	403.42	408.02 - 398.02 (34.95 - 44.95)	0.0	
1Q24		1/2/2024	NE	41.36	NA	NA	NA	401.61		0.0	
2Q24		4/2/2024	NE	42.03	NA	NA	NA	400.94		0.0	
3Q24		7/1/2024	NE	42.87	NA	NA	NA	400.10		0.0	
ROST-4-PZ(D)											
4Q23	442.92	10/2/2023	NE	40.30	NA	NA	NA	402.62	407.95 - 397.95 (34.97 - 44.97)	0.0	
1Q24		1/2/2024	NE	41.10	NA	NA	NA	401.82		0.0	
2Q24		4/2/2024	NE	41.80	NA	NA	NA	401.12		0.0	
3Q24		7/1/2024	NE	42.68	NA	NA	NA	400.24		0.0	
ROST-4-PZ(E)											
4Q23	441.98	10/2/2023	NE	39.29	NA	NA	NA	402.69	407.23 - 397.23 (34.75 - 44.75)	0.0	
1Q24		1/2/2024	NE	39.80	NA	NA	NA	402.18		0.0	
2Q24		4/1/2024	NE	40.35	NA	NA	NA	401.63		0.0	
3Q24		7/1/2024	NE	41.76	NA	NA	NA	400.22		0.0	
ROST-4-PZ(F)											
4Q23	442.12	10/2/2023	NE	39.35	NA	NA	NA	402.77	407.59 - 397.59 (34.53 - 44.53)	0.0	
1Q24		1/2/2024	NE	39.80	NA	NA	NA	402.32		0.0	
2Q24		4/1/2024	NE	40.23	NA	NA	NA	401.89		0.0	
3Q24		7/1/2024	NE	40.42	NA	NA	NA	401.70		0.0	
ROST-4-PZ(G)											
4Q23	442.20	10/2/2023	NE	40.26	NA	NA	NA	401.94	407.92 - 397.92 (34.28 - 44.28)	0.0	
1Q24		1/2/2024	NE	41.35	NA	NA	NA	400.85		0.0	
2Q24		4/2/2024	NE	41.95	NA	NA	NA	400.25		0.0	
3Q24		7/1/2024	NE	43.05	NA	NA	NA	399.15		0.0	
S-1											
4Q23	444.06	10/2/2023	42.67	42.71	401.35	401.39	0.04	401.38	Unknown	0.0	
1Q24		1/3/2024	43.66	43.68	400.38	400.40	0.02	400.40		274.6	
2Q24		4/1/2024	44.22	44.34	399.72	399.84	0.12	399.82		96.8	
3Q24		7/1/2024	44.63	44.65	399.41	399.43	0.02	399.43		129.4	
T-1											
4Q23	445.61	10/2/2023	NE	43.33	NA	NA	NA	402.28	398.61 - 388.61 (47.00 - 57.00)	0.0	*
1Q24		1/2/2024	NE	44.33	NA	NA	NA	401.28		0.0	*
2Q24		4/1/2024	NE	45.06	NA	NA	NA	400.55		0.0	*
3Q24		7/1/2024	NE	45.40	NA	NA	NA	400.21		0.0	*
T-2											
4Q23	443.40	10/2/2023	NE	41.66	NA	NA	NA	401.74	392.91 - 372.76 (50.50 - 70.65)	0.0	*
1Q24		1/2/2024	NE	42.49	NA	NA	NA	400.91		0.0	*
2Q24		4/2/2024	NE	43.14	NA	NA	NA	400.26		0.0	*
3Q24		7/1/2024	NE	43.50	NA	NA	NA	399.90		0.0	*

SEE LAST PAGE OF TABLE FOR NOTES

TABLE 1
QUARTERLY GROUNDWATER MONITORING WELL GAUGING RESULTS

WELL ID & EVENT	TOP OF CASING (elev.)	DATE GAUGED	DEPTH TO PRODUCT (ft btoc)	DEPTH TO WATER (ft btoc)	WATER-PRODUCT INTERFACE (elev.)	PRODUCT (elev.)	PRODUCT THICKNESS (ft)	CORRECTED WATER LEVEL (elev.)	SCREENED INTERVAL (elev.) (ft btoc)	WELL HEAD PID (ppm)	COMMENTS
T-3											
4Q23	449.21	10/3/2023	NE	48.85	NA	NA	NA	400.36	403.99 - 388.99 (45.22 - 60.22)	0.0	
1Q24		1/2/2024	NE	49.59	NA	NA	NA	399.62		0.0	
2Q24		4/2/2024	NE	50.14	NA	NA	NA	399.07		0.0	
3Q24		7/1/2024	NE	49.88	NA	NA	NA	399.33		0.0	
T-4											
4Q23	446.82	10/3/2023	NE	48.07	NA	NA	NA	398.75	396.80 - 381.80 (50.02 - 65.02)	0.0	*
1Q24		1/2/2024	NE	48.21	NA	NA	NA	398.61		0.0	*
2Q24		4/2/2024	NE	50.09	NA	NA	NA	396.73		0.0	
3Q24		7/2/2024	NE	48.63	NA	NA	NA	398.19		0.0	*
T-5											
4Q23	443.66	10/2/2023	NE	42.13	NA	NA	NA	401.53	395.33 - 378.78 (48.33 - 64.88)	0.0	*
1Q24		1/3/2024	NE	43.01	NA	NA	NA	400.65		54.8	*
2Q24		4/2/2024	NE	43.49	NA	NA	NA	400.17		2.0	*
3Q24		7/2/2024	NE	43.58	NA	NA	NA	400.08		0.0	*
T-6											
4Q23	446.78	10/2/2023	NE	45.07	NA	NA	NA	401.71	394.27 - 380.02 (52.51 - 66.76)	2.4	*
1Q24		1/2/2024	NE	46.19	NA	NA	NA	400.59		0.7	*
2Q24		4/1/2024	NE	46.82	NA	NA	NA	399.96		1.4	*
3Q24		7/1/2024	NE	47.35	NA	NA	NA	399.43		0.0	*
T-7											
4Q23	444.26	10/4/2023	NE	41.73	NA	NA	NA	402.53	395.54 - 380.54 (48.72 - 63.72)	3.2	*
1Q24		1/4/2024	NE	42.70	NA	NA	NA	401.56		12.0	*
2Q24		4/3/2024	NE	43.13	NA	NA	NA	401.13		1.2	*
3Q24		7/2/2024	NE	42.91	NA	NA	NA	401.35		0.2	*
T-12											
4Q23	444.99	10/2/2023	NE	43.09	NA	NA	NA	401.90	398.16 - 372.16 (46.83 - 72.83)	0.3	*
1Q24		1/2/2024	NE	44.32	NA	NA	NA	400.67		1.7	*
2Q24		4/1/2024	NE	44.87	NA	NA	NA	400.12		0.3	*
3Q24		7/1/2024	NE	46.62	NA	NA	NA	398.37		0.0	*
T-13											
4Q23	443.76	10/2/2023	NE	41.41	NA	NA	NA	402.35	399.95 - 373.95 (43.81 - 69.81)	0.0	*
1Q24		1/2/2024	NE	42.31	NA	NA	NA	401.45		0.0	*
2Q24		4/1/2024	NE	43.08	NA	NA	NA	400.68		0.0	*
3Q24		7/1/2024	NE	43.27	NA	NA	NA	400.49		0.0	*
T-15											
4Q23	445.35	10/3/2023	NE	43.79	NA	NA	NA	401.56	396.95 - 370.95 (48.40 - 74.40)	0.0	*
1Q24		1/2/2024	NE	44.56	NA	NA	NA	400.79		0.0	*
2Q24		4/2/2024	NE	45.21	NA	NA	NA	400.14		0.0	*
3Q24		7/1/2024	NE	45.18	NA	NA	NA	400.17		0.0	*
T-17											
4Q23	446.19	10/3/2023	NE	44.00	NA	NA	NA	402.19	401.72 - 375.72 (44.47 - 70.47)	0.0	*
1Q24		1/2/2024	NE	45.11	NA	NA	NA	401.08		0.0	
2Q24		4/2/2024	NE	46.00	NA	NA	NA	400.19		0.0	
3Q24		7/2/2024	NE	45.35	NA	NA	NA	400.84		0.0	
T-19											
4Q23	446.99	10/3/2023	NE	48.06	NA	NA	NA	398.93	396.22 - 370.22 (50.77 - 76.77)	92.6	*
1Q24		1/2/2024	NE	48.38	NA	NA	NA	398.61		55.2	*
2Q24		4/2/2024	NE	50.06	NA	NA	NA	396.93		24.7	*
3Q24		7/2/2024	NE	48.78	NA	NA	NA	398.21		7.5	*
T-21											
4Q23	444.22	10/3/2023	NE	34.42	NA	NA	NA	409.80	412.26 - 386.26 (31.96 - 57.96)	0.0	
1Q24		1/4/2024	NE	35.67	NA	NA	NA	408.55		0.0	
2Q24		4/3/2024	NE	36.63	NA	NA	NA	407.59		0.0	
3Q24		7/2/2024	NE	36.01	NA	NA	NA	408.21		0.2	
T-22											
4Q23	442.37	10/3/2023	NE	35.73	NA	NA	NA	406.64	410.82 - 385.12 (31.55 - 57.25)	0.0	
1Q24		1/4/2024	NE	36.77	NA	NA	NA	405.60		0.0	
2Q24		4/2/2024	NE	37.35	NA	NA	NA	405.02		0.0	
3Q24		7/2/2024	NE	36.37	NA	NA	NA	406.00		0.0	

TABLE 1
QUARTERLY GROUNDWATER MONITORING WELL GAUGING RESULTS

WELL ID & EVENT	TOP OF CASING (elev.)	DATE GAUGED	DEPTH TO PRODUCT (ft btoc)	DEPTH TO WATER (ft btoc)	WATER-PRODUCT INTERFACE (elev.)	PRODUCT (elev.)	PRODUCT THICKNESS (ft)	CORRECTED WATER LEVEL (elev.)	SCREENED INTERVAL (elev.) (ft btoc)	WELL HEAD PID (ppm)	COMMENTS
T-23											
4Q23	432.90	10/3/2023	NE	28.43	NA	NA	NA	404.47	405.67 - 379.67 (27.23 - 53.23)	0.0	
1Q24		1/4/2024	NE	29.42	NA	NA	NA	403.48		0.0	
2Q24		4/2/2024	NE	29.55	NA	NA	NA	403.35		0.0	
3Q24		7/1/2024	NE	28.85	NA	NA	NA	404.05		0.0	
T-24											
4Q23	444.00	10/2/2023	NE	42.40	NA	NA	NA	401.60	402.50 - 376.85 (41.50 - 67.15)	0.0	
1Q24		1/3/2024	43.17	45.03	398.97	400.83	1.86	400.46		25.6	
2Q24		4/2/2024	43.60	45.76	398.24	400.40	2.16	399.97		0.8	
3Q24		7/1/2024	43.15	43.22	400.78	400.85	0.07	400.84		16.4	
T-28											
4Q23	444.56	10/3/2023	NE	43.14	NA	NA	NA	401.42	Unknown	0.0	
1Q24		1/2/2024	NE	43.90	NA	NA	NA	400.66		0.0	
2Q24		4/2/2024	NE	44.81	NA	NA	NA	399.75		0.0	
3Q24		7/2/2024	NE	44.20	NA	NA	NA	400.36		0.0	
T-37											
4Q23	447.44	10/6/2023	NE	44.97	NA	NA	NA	402.47	398.59 - 378.59 (48.86 - 68.86)	0.6	*
1Q24		1/3/2024	NE	46.33	NA	NA	NA	401.11		0.0	*
2Q24		4/2/2024	NE	47.46	NA	NA	NA	399.98		0.1	*
3Q24		7/2/2024	NE	46.40	NA	NA	NA	401.04		0.0	*
T-38											
4Q23	445.89	10/3/2023	NE	42.02	NA	NA	NA	403.87	396.75 - 376.75 (49.14 - 69.14)	1.2	*
1Q24		1/3/2024	NE	43.44	NA	NA	NA	402.45		0.0	*
2Q24		4/2/2024	NE	44.36	NA	NA	NA	401.53		0.0	*
3Q24		7/2/2024	NE	43.35	NA	NA	NA	402.54		0.0	*
T-62											
4Q23	432.16	10/3/2023	NE	29.68	NA	NA	NA	402.48	412.45 - 382.45 (19.71 - 49.71)	0.0	
1Q24		1/4/2024	NE	30.86	NA	NA	NA	401.30		0.0	
2Q24		4/2/2024	NE	30.90	NA	NA	NA	401.26		0.0	
3Q24		7/2/2024	NE	29.83	NA	NA	NA	402.33		0.0	
T-63											
4Q23	431.55	10/3/2023	NE	29.36	NA	NA	NA	402.19	411.57 - 381.57 (19.98 - 49.98)	0.0	
1Q24		1/4/2024	NE	30.53	NA	NA	NA	401.02		0.0	
2Q24		4/2/2024	NE	30.30	NA	NA	NA	401.25		0.0	
3Q24		7/2/2024	NE	29.04	NA	NA	NA	402.51		0.0	
T-64											
4Q23	429.10	10/3/2023	NE	27.50	NA	NA	NA	401.60	409.29 - 379.29 (19.81 - 49.81)	0.0	
1Q24		1/4/2024	NE	27.58	NA	NA	NA	401.52		0.0	
2Q24		4/2/2024	NE	28.25	NA	NA	NA	400.85		0.0	
3Q24		7/2/2024	NE	26.40	NA	NA	NA	402.70		0.0	

NOTES:

1) Elevations presented in this table are relative to the 1988 NAVD datum.

2) The corrected water level elevations presented in this table were corrected by a specific gravity of 0.80 for the wells in which LNAPL was identified.

3) PID values measured with a 10.6 electron volt (eV) lamp photoionization detector.

4) btoc = Below Top of Casing; ppm = parts per million; NA = Not Applicable; NE = Not Encountered; NM = Not Measured

5) * Indicates that the LNAPL and/or water level is above the top of the screened zone of the well.

6) Table includes comprehensive groundwater monitoring well gauging data for the last 4 quarters from the combined Village of Roxana Interim Groundwater Monitoring Program and the WRB Refining LP Wood River Refinery Program.

7) The screened interval for certain monitoring wells was adjusted based on an evaluation of the results of annual bottom depth gauging conducted in the first quarter of each year.

8) Top of casing and screened interval for the groundwater monitoring wells in the Roxana Interim Groundwater Monitoring Program and the WRR Program were adjusted based on surveying conducted in 2Q19, in accordance with Permit Condition IV.J.9, which requires wells be surveyed every five (5) years.

TABLE 2
SOIL VMP DEPTHS

Location	Yellow 1st Interval	White 10 foot Depth	Blue 2nd Interval	Green 3rd Interval	Red 4th Interval	Notes:
VMP-1	5		8.5	23.5	38.5	Village of Roxana - 1st Street
VMP-2	5		8.5	22	42	Village of Roxana - Alley Between 3rd and 4th Street
VMP-3	5	10	22	31.5	39	Village of Roxana - Alley Between 2nd and 3rd Street
VMP-4	5		12	23.5	39	Village of Roxana - Alley Between 4th and 5th Street
VMP-5	5		12.5	31	40	Village of Roxana - Alley Between 5th and 6th Street
VMP-6	5		10	31.5	39	Village of Roxana - Alley Between 6th and 7th Street
VMP-7	5		13.5	29.5	38	Village of Roxana - 7th Street
VMP-8	5		9.5	23.5	35.5	Village of Roxana - Alley Between 7th and 8th Street
VMP-9	5		11.5	25.5	38.5	Village of Roxana - Alley Between 7th and 8th Street
VMP-10	5		10	20	30	Public Works Yard
VMP-11	5		8	29	38	Public Works Yard
VMP-12	5		11.5	25	39	WRR- North Property
VMP-13	5		10.5	21.5	29.5	Public Works Yard
VMP-14	5		11.5	20	29	Public Works Yard
VMP-15	5		21.5	25.5	29	Village of Roxana - SE of Route 111 and Rand Avenue
VMP-16	5		13.5	19	31	WRR- Main Property
VMP-17	5					Public Works Yard
VMP-18	8.5					Village of Roxana - 8th Street
VMP-19	5					Village of Roxana - 8th Street
VMP-20	5		10	25	39.5	Village of Roxana - Alley Between 2nd and 3rd Street
VMP-21	5		10	25	33	Village of Roxana - Alley Between 3rd and 4th Street
VMP-22	5		10	18	38	Village of Roxana - Alley Between 4th and 5th Street
VMP-23	5		10	25	40	Village of Roxana - Alley Between 5th and 6th Street
VMP-24	5		10	22	34	Village of Roxana - 7th Street
VMP-25	5		9.5	21	31	Village of Roxana - Corner of Rand Avenue and Route 111
VMP-26	10		20	30	38	WRR - North Property
VMP-27	10		20	30	38	WRR - North Property
VMP-28	10		20	30	37	WRR - North Property
VMP-29	10		18	26	40	Public Works Yard (Abandoned in January 2023)
VMP-30	10		18	26	40	Public Works Yard (Abandoned in January 2023)
VMP-31	5		10	20	30	Village of Roxana - Chaffer Avenue (Abandoned in June 2014)
VMP-32	5		10	20	30	Village of Roxana - 4th Street
VMP-33			10	20	30	WRR - North Property
VMP-34			10	20	30	WRR - North Property
VMP-35			10	20	30	WRR - North Property
VMP-36			10	20	30	WRR - North Property
VMP-37			10	20	30	WRR - North Property
VMP-38			10	20	27	WRR - North Property
VMP-39			10	20	30	WRR - North Property
VMP-40			10	20	30	WRR - North Property (Abandoned in November 2020)
VMP-41			10	20	26	Public Works Yard
VMP-42			10	20	30	Village of Roxana - Corner of Chaffer Avenue and 3rd Street
VMP-43			10	20	30	Village of Roxana - Corner of Chaffer Avenue and 4th Street
VMP-44			10	20	30	Village of Roxana - Corner of Chaffer Avenue and 5th Street
VMP-45			10	20	30	Village of Roxana - Corner of Chaffer Avenue and 6th Street
VMP-46			10	20	30	WRR - North Property
VMP-47	5		10	20	30	Village of Roxana - Corner of Chaffer Avenue and Alley Between 1st and 2nd Street
VMP-48	5		10	20	30	Village of Roxana - Alley Between 2nd and 3rd Street
VMP-49	5		10	20	30	Village of Roxana - Alley Between 3rd and 4th Street
VMP-50	5		10	20	30	Village of Roxana - Alley Between 4th and 5th Street
VMP-51	5		10	20	30	Village of Roxana - Alley Between 5th and 6th Street
VMP-52	5		10	20	30	Village of Roxana - Alley Between 6th and 7th Street
VMP-53	5		10	20	30	Village of Roxana - Alley Between 7th and 8th Street
VMP-54	5		10	20	30	Village of Roxana - Alley Between 7th and 8th Street
VMP-55	5		10	20	30	Public Works Yard Area; Route 111 Right-of-Way
VMP-56			10	25	38.5	Village of Roxana - Corner of Chaffer Avenue and 4th Street
VMP-57	5		10	20		WRR - North Property
VMP-58	5		10	20	30	WRR - North Property
VMP-59	5		10	20	30	WRR - North Property
VMP-60	5		10	20	33.5	WRR - North Property
VMP-61	5		10	20	30	WRR - North Property
VMP-62	5		10	20	30	Village of Roxana - Alley Between 1st and 2nd Street
VMP-63	5		10	20	30	Village of Roxana - Corner of Chaffer Avenue and 1st Street
VMP-64	5		10	20	28	Village of Roxana - Corner of Chaffer Avenue and Alley Between 1st and Tydeman
VMP-65			10	20	30	WRR - North Property (Installed November 2020 to replace VMP-40)

SEE LAST PAGE OF TABLE FOR NOTES

TABLE 3
SOIL VAPOR SAMPLING - TEDLAR® SAMPLING DATA

Reading Location			Shroud	Tedlar® Bag 1		Shroud	Tedlar® Bag 2						
Instrument			Dielectric		Landtec	Dielectric		FID	PID	Landtec			
Location	Depth	Date	Helium in Shroud Before (%)	Helium Before (%)	CH_4 (%)	Helium in Shroud After (%)	Helium After (%)	FID (ppmv)	PID (ppmv)	CH_4 (%)	LEL (%)	CO_2 (%)	O_2 (%)
VMP-1	5	10/27/2023	50.1	0.0	N/A	51.1	0.0	0.0	0.0	0.0	0	0.1	19.9
VMP-1	5	1/30/2024	50.4	0.0	N/A	53.5	0.0	0.0	0.0	0.0	0	0.2	20.9
VMP-1	5	5/3/2024	53.8	0.0	N/A	65.1	0.0	7.8	10.2	0.0	0	0.2	20.6
VMP-1	5	7/26/2024	50.1	0.0	N/A	50.3	0.0	0.0	0.0	0.0	0	0.7	19.7
VMP-1	8.5	10/27/2023	50.1	0.1	N/A	51.7	0.1	0.0	0.0	0.0	0	0.1	19.9
VMP-1	8.5	1/30/2024	50.2	0.0	N/A	50.0	0.0	0.0	0.0	0.0	0	0.2	20.9
VMP-1	8.5	5/3/2024	52.0	0.1	N/A	62.2	0.3	10.2	16.8	0.0	0	0.1	20.4
VMP-1	8.5	7/26/2024	50.1	0.1	N/A	59.1	0.2	0.0	0.0	0.0	0	0.7	19.5
VMP-1[7]	23.5	10/27/2023	NS	NS	NS	NS	NS	NS	NS	NS	NS	NS	NS
VMP-1[7]	23.5	1/30/2024	NS	NS	NS	NS	NS	NS	NS	NS	NS	NS	NS
VMP-1[7]	23.5	5/3/2024	NS	NS	NS	NS	NS	NS	NS	NS	NS	NS	NS
VMP-1[7]	23.5	7/26/2024	NS	NS	NS	NS	NS	NS	NS	NS	NS	NS	NS
VMP-1[8]	38.5	10/27/2023	NS	NS	NS	NS	NS	NS	NS	NS	NS	NS	NS
VMP-1	38.5	1/30/2024	50.4	0.0	N/A	59.7	0.0	0.0	0.0	0.0	0	0.2	20.9
VMP-1	38.5	5/3/2024	50.2	0.0	N/A	60.5	0.5	18.5	27.4	0.0	0	0.1	20.3
VMP-1	38.5	7/26/2024	50.1	0.4	N/A	52.4	0.0	0.0	0.0	0.0	0	0.7	19.6
VMP-2	5	10/30/2023	50.5	0.0	N/A	51.6	0.0	0.0	0.0	0.0	0	0.3	20.9
VMP-2	5	1/31/2024	50.1	0.0	N/A	58.5	0.0	0.0	0.0	0.0	0	0.2	20.9
VMP-2	5	5/6/2024	50.9	0.0	N/A	50.3	0.0	0.0	0.0	0.0	0	0.3	20.7
VMP-2	5	7/23/2024	67.2	0.0	N/A	51.5	0.0	0.0	0.0	0.0	0	0.5	20.7
VMP-2	8.5	10/30/2023	50.1	0.0	N/A	54.7	0.0	0.0	0.0	0.0	0	0.6	20.9
VMP-2	8.5	1/31/2024	50.1	0.0	N/A	63.9	0.0	0.0	0.0	0.0	0	0.3	20.9
VMP-2	8.5	5/6/2024	50.6	0.0	N/A	52.2	0.0	0.0	0.0	0.0	0	0.3	20.7
VMP-2	8.5	7/23/2024	50.8	0.0	N/A	50.2	0.0	0.0	0.0	0.0	0	0.9	20.2
VMP-2	22	10/30/2023	53.7	0.0	N/A	47.5	0.0	0.0	0.0	0.0	0	0.8	20.9
VMP-2	22	1/31/2024	50.1	0.0	N/A	53.4	0.0	0.0	0.0	0.0	0	0.4	20.9
VMP-2	22	5/6/2024	52.7	0.0	N/A	50.6	0.0	0.0	0.0	0.0	0	0.4	20.6
VMP-2	22	7/23/2024	54.5	0.0	N/A	52.1	0.3	0.0	0.0	0.0	0	1.1	19.7
VMP-2[8]	42	10/30/2023	NS	NS	NS	NS	NS	NS	NS	NS	NS	NS	NS
VMP-2[8]	42	1/31/2024	NS	NS	NS	NS	NS	NS	NS	NS	NS	NS	NS
VMP-2[8]	42	5/6/2024	NS	NS	NS	NS	NS	NS	NS	NS	NS	NS	NS
VMP-2	42	7/23/2024	51.5	2.3	58.2	53.0	3.0	72680	246	58.7	OVR	3.4	12.2
VMP-3	5	11/2/2023	50.1	0.0	N/A	61.2	0.0	0.0	0.0	0.0	0	0.1	20.9
VMP-3[11]	5	2/29/2024	50.8	1.1	N/A	55.5	2.2	0.0	0.0	0.0	0	0.1	20.3
VMP-3	5	5/2/2024	53.3	0.1	N/A	59.7	0.7	0.0	0.0	0.0	0	0.3	19.1
VMP-3	5	7/25/2024	50.1	0.0	N/A	55.1	0.4	0.0	0.0	0.0	0	0.5	18.6
VMP-3	10	11/2/2023	50.1	0.0	N/A	52.3	0.0	0.0	0.0	0.0	0	0.3	20.9
VMP-3	10	2/2/2024	52.4	0.0	N/A	50.0	2.2	0.0	0.0	0.0	0	0.2	20.0
VMP-3	10	5/2/2024	50.1	0.1	N/A	59.0	1.3	0.0	0.0	0.0	0	0.2	19.9
VMP-3	10	7/25/2024	50.1	1.5	N/A	60.7	3.2	0.0	0.0	0.0	0	0.4	18.9
VMP-3	22	11/2/2023	50.1	0.0	N/A	54.6	0.0	0.0	0.0	0.0	0	1.9	20.5
VMP-3	22	2/2/2024	51.4	0.0	N/A	50.7	0.0	0.0	0.0	0.0	0	1.0	20.3
VMP-3	22	5/2/2024	50.4	0.0	N/A	57.3	0.0	0.0	0.0	0.0	0	0.9	19.4
VMP-3[11]	22	9/9/2024	50.4	0.0	N/A	68.3	0.0	0.0	0.0	0.0	0	2.7	18.5
VMP-3	31.5	11/2/2023	50.1	0.0	N/A	57.0	0.0	0.0	0.0	0.0	0	3.5	16.7
VMP-3	31.5	2/2/2024	54.8	0.0	N/A	50.9	0.0	0.0	0.0	0.0	0	2.9	18.0
VMP-3	31.5	5/2/2024	50.6	0.0	N/A	62.9	0.0	0.0	0.0	0.0	0	1.9	18.0
VMP-3	31.5	7/25/2024	51.2	0.0	N/A	58.5	0.0	0.0	0.0	0.0	0	1.3	19.1
VMP-3[8]	39	11/2/2023	NS	NS	NS	NS	NS	NS	NS	NS	NS	NS	NS
VMP-3[8]	39	2/2/2024	NS	NS	NS	NS	NS	NS	NS	NS	NS	NS	NS
VMP-3	39	5/2/2024	52.1	0.0	N/A	58.1	0.0	309	13.7	0.0	0	9.5	6.0
VMP-3[8]	39	7/25/2024	NS	NS	NS	NS	NS	NS	NS	NS	NS	NS	NS
VMP-4	5	10/31/2023	51.4	0.0	N/A	52.5	0.0	0.0	0.0	0.0	0	0.4	20.5
VMP-4	5	2/2/2024	53.1	0.0	N/A	58.9	1.8	0.0	0.0	0.0	0	0.2	20.4
VMP-4	5	5/6/2024	51.4	0.0	N/A	50.2	1.1	0.0	0.0	0.0	0	0.2	20.6
VMP-4	5	7/29/2024	50.2	0.0	N/A	58.1	0.0	0.0	0.0	0.0	0	0.2	20.0
VMP-4	12	10/31/2023	56.7	0.0	N/A	50.8	0.0	0.0	0.0	0.0	0	2.8	18.4
VMP-4	12	2/2/2024	50.1	0.0	N/A	59.3	0.0	0.0	0.0	0.0	0	0.5	20.8
VMP-4	12	5/6/2024	52.0	0.0	N/A	50.9	0.0	0.0	0.0	0.0	0	0.4	20.5
VMP-4	12	7/29/2024	50.4	0.0	N/A	53.4	0.0	0.0	0.0	0.0	0	0.4	19.9
VMP-4	23.5	10/31/2023	55.7	0.0	N/A	57.4	0.0	0.0	0.0	0.0	0	3.1	18.2
VMP-4	23.5	2/2/2024	50.3	0.0	N/A	59.8	0.0	0.0	0.0	0.0	0	3.8	18.1
VMP-4	23.5	5/6/2024	55.1	0.0	N/A	50.6	0.0	0.0	0.0	0.0	0	2.4	18.0
VMP-4	23.5	7/30/2024	50.6	0.0	N/A	51.5	0.0	0.0	0.0	0.0	0	2.5	17.4
VMP-4[8]	39	10/31/2023	NS	NS	NS	NS	NS	NS	NS	NS	NS	NS	NS
VMP-4[8]	39	2/2/2024	NS	NS	NS	NS	NS	NS	NS	NS	NS	NS	NS
VMP-4[8]	39	5/6/2024	NS	NS	NS	NS	NS	NS	NS	NS	NS	NS	NS
VMP-4[8]	39	7/30/2024	NS	NS	NS	NS	NS	NS	NS	NS	NS	NS	NS
VMP-5	5	10/30/2023	52.3	0.0	N/A	53.8	0.0	0.0	0.0	0.0	0	0.4	20.4
VMP-5	5	1/29/2024	50.8	0.0	N/A	56.7	0.0	0.0	0.0	0.0	0	0.2	20.2
VMP-5	5	5/1/2024	51.3	0.0	N/A	51.3	0.0	0.0	0.0	0.0	0	0.4	20.6
VMP-5	5	7/29/2024	50.1	0.0	N/A	50.1	0.0	0.0	0.0	0.0	0	0.8	19.9
VMP-5	12.5	10/30/2023	51.4	0.0	N/A	51.2	0.0	0.0	0.0	0.0	0	1.8	19.1
VMP-5	12.5	1/29/2024	54.6	0.0	N/A	51.8	0.0	0.0	0.0	0.0	0	0.6	20.2
VMP-5	12.5	5/1/2024	56.8	0.0	N/A	50.7	0.0	0.0	0.0	0.0	0	1.1	19.3
VMP-5	12.5	7/29/2024	50.4	0.0	N/A	57.4	0.1	0.0	0.0	0.0	0	1.8	17.8
VMP-5	31	10/30/2023	53.7	0.0	N/A	52.2	0.0	0.0	0.0	0.0	0	2.7	18.6
VMP-5	31	1/29/2024	53.3	0.0	N/A	51.5	0.0	0.0	0.0	0.0	0	2.5	18.5
VMP-5	31	5/1/2024	59.8	0.0	N/A	52.1	0.0	0.0	0.0	0.0	0	1.6	18.9
VMP-5	31	7/29/2024	50.1	0.2	N/A	52.7	0.2	0.0	0.0	0.0	0	2.1	16.9
VMP-5	40	10/31/2023	53.6	0.0	N/A	50.3	0.0	0.0	0.0	0.0	0	2.9	18.5
VMP-5	40	1/29/2024	50.3	0.0	N/A	58.5	0.0	0.4	0.0	0.0	0	2.5	18.5
VMP-5	40	5/1/2024	51.7	0.5	N/A	51.2	0.0	0.0	0.0	0.0	0	1.8	18.7
VMP-5	40	7/29/2024	51.1	0.0	N/A	54.6	0.0	0.0	0.0	0.0	0	2.2	17.1

TABLE 3
SOIL VAPOR SAMPLING - TEDLAR® SAMPLING DATA

Reading Location			Shroud	Tedlar® Bag 1		Shroud	Tedlar® Bag 2						
Instrument			Dielectric		Landtec	Dielectric		FID	PID	Landtec			
Location	Depth	Date	Helium in Shroud Before (%)	Helium Before (%)	CH_4 (%)	Helium in Shroud After (%)	Helium After (%)	FID (ppmv)	PID (ppmv)	CH_4 (%)	LEL (%)	CO_2 (%)	O_2 (%)
VMP-6	5	11/1/2023	50.1	0.0	N/A	62.3	0.0	0.0	0.0	0.0	0	2.5	20.0
VMP-6	5	2/1/2024	51.1	0.0	N/A	60.1	0.0	0.0	0.0	0.0	0	2.1	19.0
VMP-6	5	4/30/2024	50.3	0.0	N/A	63.4	0.0	0.0	0.0	0.0	0	0.4	18.3
VMP-6	5	7/24/2024	50.2	0.0	N/A	56.3	0.0	0.0	0.0	0.0	0	0.7	19.6
VMP-6	10	11/1/2023	50.1	0.0	N/A	63.0	0.0	0.0	0.0	0.0	0	3.3	19.2
VMP-6	10	2/1/2024	50.0	0.2	N/A	50.7	0.2	0.0	0.0	0.0	0	2.8	18.2
VMP-6	10	4/30/2024	53.0	0.0	N/A	59.4	0.0	0.0	0.0	0.0	0	0.5	18.9
VMP-6	10	7/24/2024	50.2	0.2	N/A	50.1	0.2	0.0	0.0	0.0	0	2.7	17.9
VMP-6	31.5	11/1/2023	50.2	0.0	N/A	53.7	0.0	0.0	0.0	0.0	0	6.1	15.4
VMP-6	31.5	2/1/2024	52.0	0.0	N/A	56.2	0.0	0.0	0.0	0.0	0	6.1	14.0
VMP-6	31.5	4/30/2024	50.4	0.0	N/A	57.4	0.0	0.0	0.0	0.0	0	3.1	16.4
VMP-6	31.5	7/24/2024	56.1	0.0	N/A	52.4	0.0	0.0	0.0	0.0	0	4.6	14.6
VMP-6	39	11/1/2023	50.5	0.0	N/A	59.1	0.0	339	71.5	0.3	6	6.9	13.3
VMP-6	39	2/1/2024	51.2	0.0	N/A	52.4	0.0	0.0	0.0	0.0	0	6.8	12.8
VMP-6	39	4/30/2024	50.2	0.0	N/A	65.2	0.0	0.0	0.0	0.0	0	4.7	15.7
VMP-6	39	7/24/2024	50.7	0.0	0.0	51.4	0.0	0.0	0.0	0.0	0	5.3	13.4
VMP-7	5	10/26/2023	53.7	0.0	N/A	51.2	0.0	0.0	0.0	0.0	0	3.0	17.2
VMP-7	5	1/30/2024	52.7	0.0	N/A	50.6	0.0	0.0	0.0	0.0	0	2.0	18.8
VMP-7	5	5/3/2024	58.7	0.0	N/A	50.2	0.0	7.9	13.4	0.0	0	0.7	19.6
VMP-7	5	7/25/2024	61.3	0.5	N/A	68.1	0.8	0.0	0.0	0.0	0	1.4	19.5
VMP-7	13.5	10/26/2023	53.2	0.0	N/A	53.4	0.0	0.0	0.0	0.0	0	3.5	16.5
VMP-7	13.5	1/30/2024	52.2	0.0	N/A	50.9	0.0	0.0	0.0	0.0	0	2.5	18.5
VMP-7	13.5	5/3/2024	50.6	0.0	N/A	50.2	0.0	8.9	14.9	0.0	0	0.7	19.4
VMP-7	13.5	7/25/2024	61.7	0.0	N/A	65.8	0.1	0.0	0.0	0.0	0	1.4	19.0
VMP-7	29.5	10/26/2023	53.2	0.0	N/A	55.6	0.0	0.0	0.0	0.0	0	4.9	14.6
VMP-7	29.5	1/30/2024	50.6	0.0	N/A	54.3	0.0	0.0	0.0	0.0	0	5.7	14.1
VMP-7	29.5	5/3/2024	51.0	0.0	N/A	50.8	0.0	6.9	12.8	0.0	0	3.3	16.7
VMP-7	29.5	7/25/2024	60.1	0.0	N/A	69.2	0.0	0.0	0.0	0.0	0	3.2	16.5
VMP-7	38	10/26/2023	59.6	0.0	N/A	51.7	0.0	0.0	0.0	0.0	0	4.1	15.8
VMP-7	38	1/30/2024	50.5	0.0	N/A	52.9	0.0	0.0	0.0	0.0	0	4.4	15.8
VMP-7	38	5/3/2024	54.9	0.0	N/A	50.8	0.0	0.0	7.2	0.0	0	2.8	17.4
VMP-7	38	7/25/2024	63.2	0.0	N/A	74.3	0.2	0.0	0.0	0.0	0	2.5	17.2
VMP-8	5	10/25/2023	50.2	0.0	N/A	70.6	0.0	0.0	0.0	0.0	0	2.7	18.6
VMP-8	5	1/24/2024	50.3	0.0	N/A	50.8	0.0	0.0	0.0	0.0	0	0.6	18.2
VMP-8	5	4/25/2024	66.7	0.0	N/A	56.6	0.0	0.0	0.0	0.0	0	2.8	18.6
VMP-8	5	7/22/2024	50.1	0.0	N/A	59.1	0.0	0.0	0.0	0.0	0	0.6	19.8
VMP-8	9.5	10/25/2023	50.1	0.0	N/A	60.6	0.0	0.0	0.0	0.0	0	4.9	15.4
VMP-8	9.5	1/24/2024	50.2	0.0	N/A	50.6	0.0	0.0	0.0	0.0	0	3.8	17.0
VMP-8	9.5	4/25/2024	53.7	0.0	N/A	50.7	0.0	0.0	0.0	0.0	0	4.4	15.7
VMP-8	9.5	7/22/2024	50.1	0.7	N/A	51.3	0.7	0.0	0.0	0.0	0	1.4	18.6
VMP-8	23.5	10/25/2023	50.5	0.0	N/A	57.6	0.0	0.0	0.0	0.0	0	5.5	14.4
VMP-8	23.5	1/24/2024	54.1	0.0	N/A	56.7	0.0	0.0	0.0	0.0	0	5.0	15.9
VMP-8	23.5	4/25/2024	57.3	0.0	N/A	53.6	0.0	0.0	0.0	0.0	0	4.9	14.0
VMP-8	23.5	7/22/2024	50.1	0.0	N/A	52.8	0.0	0.0	0.0	0.0	0	3.9	16.5
VMP-8	35.5	10/25/2023	50.1	0.2	N/A	55.4	0.5	0.0	0.0	0.0	0	1.5	19.5
VMP-8	35.5	1/24/2024	52.2	0.8	N/A	58.6	0.7	0.0	0.0	0.0	0	1.2	20.2
VMP-8	35.5	4/25/2024	54.2	0.5	N/A	50.2	0.7	0.0	0.0	0.0	0	1.1	18.6
VMP-8[9]	35.5	9/9/2024	53.2	0.0	N/A	65.4	0.0	0.0	0.0	0.0	0	0.2	19.1
VMP-9	5	10/25/2023	54.2	0.0	N/A	59.1	0.0	0.0	0.0	0.0	0	1.1	20.2
VMP-9	5	1/24/2024	50.4	0.0	N/A	54.4	0.0	0.0	0.0	0.0	0	1.3	18.8
VMP-9	5	4/25/2024	50.4	0.0	N/A	61.4	0.0	0.0	0.0	0.0	0	0.7	20.1
VMP-9	5	7/22/2024	51.1	0.0	N/A	54.7	0.2	0.0	0.0	0.0	0	0.3	19.8
VMP-9	11.5	10/25/2023	53.9	0.0	N/A	52.2	0.0	0.0	0.0	0.0	0	2.2	19.1
VMP-9	11.5	1/24/2024	50.2	0.0	N/A	52.5	0.0	0.0	0.0	0.0	0	2.5	19.1
VMP-9	11.5	4/25/2024	51.1	0.0	N/A	54.6	0.0	0.0	0.0	0.0	0	1.2	19.1
VMP-9	11.5	7/22/2024	58.5	0.0	N/A	55.6	0.0	0.0	0.0	0.0	0	1.4	18.7
VMP-9	25.5	10/25/2023	51.7	0.0	N/A	63.8	0.0	0.0	0.0	0.0	0	3.9	16.5
VMP-9	25.5	1/24/2024	50.3	0.0	N/A	51.8	0.0	0.0	0.0	0.0	0	4.1	16.7
VMP-9	25.5	4/25/2024	52.4	0.0	N/A	64.6	0.0	0.0	0.0	0.0	0	2.2	17.5
VMP-9	25.5	7/22/2024	58.4	0.0	N/A	59.7	0.0	0.0	0.0	0.0	0	1.8	18.0
VMP-9	38.5	10/25/2023	60.2	0.0	N/A	62.2	0.0	0.0	0.0	0.0	0	6.7	11.5
VMP-9	38.5	1/24/2024	50.2	0.0	N/A	59.4	0.0	0.0	0.0	0.0	0	7.9	10.9
VMP-9	38.5	4/25/2024	51.0	0.0	N/A	61.2	0.0	0.0	0.0	0.0	0	6.0	12.6
VMP-9	38.5	7/22/2024	50.3	0.0	N/A	59.2	0.0	0.0	0.0	0.0	0	3.1	16.7
VMP-10	5	10/26/2023	53.3	0.0	N/A	51.1	0.0	0.0	0.0	0.0	0	0.8	20.2
VMP-10	5	1/26/2024	54.4	0.1	N/A	56.5	0.1	0.0	0.0	0.0	0	0.5	20.1
VMP-10	5	4/29/2024	52.9	0.0	N/A	51.3	0.0	0.0	0.0	0.0	0	0.8	20.3
VMP-10	5	7/23/2024	55.5	0.0	N/A	54.3	0.0	0.0	0.0	0.0	0	0.2	20.6
VMP-10	10	10/26/2023	52.0	0.4	N/A	50.2	0.6	0.0	0.0	0.0	0	1.0	19.4
VMP-10	10	1/26/2024	51.0	0.1	N/A	54.2	0.0	0.0	0.0	0.0	0	0.7	19.9
VMP-10	10	4/29/2024	50.6	0.0	N/A	52.0	0.0	3.1	0.0	0.0	0	0.6	20.2
VMP-10[9]	10	9/9/2024	52.3	0.0	N/A	55.2	0.0	0.0	0.0	0.0	0	0.1	20.9
VMP-10	20	10/26/2023	50.8	0.0	N/A	52.7	0.0	0.0	0.0	0.0	0	1.6	18.5
VMP-10	20	1/26/2024	53.3	0.0	N/A	62.0	0.0	0.0	0.0	0.0	0	1.4	18.9
VMP-10	20	4/29/2024	50.4	0.0	N/A	50.8	0.0	0.0	0.0	0.0	0	0.9	19.5
VMP-10	20	7/23/2024	58.8	0.0	N/A	50.5	0.0	98.7	0.0	0.0	0	0.2	20.0
VMP-10	30	10/26/2023	52.0	0.0	N/A	54.0	0.0	0.0	0.0	0.0	0	2.1	17.4
VMP-10	30	1/26/2024	53.5	0.0	N/A	50.2	0.0	0.0	0.0	0.0	0	2.0	18.0
VMP-10	30	4/29/2024	52.7	0.0	N/A	50.1	0.0	0.0	0.0	0.0	0	1.5	18.5
VMP-10	30	7/23/2024	57.7	0.0	N/A	54.4	0.0	11.1	0.0	0.0	0	0.6	19.5

SEE LAST PAGE OF TABLE FOR NOTES

TABLE 3
SOIL VAPOR SAMPLING - TEDLAR® SAMPLING DATA

Reading Location			Shroud	Tedlar® Bag 1		Shroud	Tedlar® Bag 2						
Instrument			Dielectric		Landtec	Dielectric		FID	PID	Landtec			
Location	Depth	Date	Helium in Shroud Before (%)	Helium Before (%)	CH_4 (%)	Helium in Shroud After (%)	Helium After (%)	FID (ppmv)	PID (ppmv)	CH_4 (%)	LEL (%)	CO_2 (%)	O_2 (%)
VMP-11	5	10/25/2023	51.0	0.0	N/A	55.9	0.0	0.0	0.0	0.0	0	1.1	19.7
VMP-11	5	1/26/2024	54.7	0.0	N/A	58.1	0.0	0.0	0.0	0.0	0	0.5	20.0
VMP-11	5	4/30/2024	72.0	0.0	N/A	57.2	0.0	0.0	0.0	0.0	0	1.4	19.6
VMP-11	5	7/23/2024	58.5	0.0	N/A	55.3	0.0	0.0	0.0	0.0	0	0.1	20.1
VMP-11	8	10/25/2023	50.2	0.0	N/A	58.6	0.0	0.0	0.0	0.0	0	1.2	19.6
VMP-11	8	1/26/2024	55.1	0.0	N/A	55.0	0.0	0.0	0.0	0.0	0	0.5	20.5
VMP-11	8	4/30/2024	57.0	0.0	N/A	54.1	0.0	0.0	0.0	0.0	0	1.6	19.2
VMP-11	8	7/23/2024	51.1	0.0	N/A	50.6	0.0	0.0	0.0	0.0	0	0.1	20.6
VMP-11	29	10/25/2023	50.1	0.0	N/A	55.4	0.2	0.0	0.0	0.0	0	2.1	17.8
VMP-11	29	1/26/2024	53.4	0.0	N/A	55.6	0.2	0.0	0.0	0.0	0	2.0	18.5
VMP-11	29	4/30/2024	52.2	0.0	N/A	52.8	0.0	0.0	0.0	0.0	0	2.0	18.5
VMP-11[8]	29	7/23/2024	NS	NS	NS	NS	NS	NS	NS	NS	NS	NS	NS
VMP-11	38	10/25/2023	50.1	0.0	N/A	52.7	0.0	0.0	0.3	0.0	0	1.0	19.7
VMP-11	38	1/26/2024	52.2	0.0	N/A	55.0	0.0	0.0	0.0	0.0	0	0.5	20.4
VMP-11[8]	38	4/30/2024	NS	NS	NS	NS	NS	NS	NS	NS	NS	NS	NS
VMP-11[8]	38	7/23/2024	NS	NS	NS	NS	NS	NS	NS	NS	NS	NS	NS
VMP-12	5	11/1/2023	58.4	0.0	N/A	51.8	0.0	0.0	0.0	0.0	0	0.0	20.6
VMP-12	5	2/1/2024	54.2	0.0	N/A	56.1	0.0	0.0	0.0	0.0	0	0.1	20.0
VMP-12	5	5/2/2024	51.0	0.0	N/A	51.6	0.0	0.0	0.0	0.0	0	0.1	20.6
VMP-12	5	7/24/2024	59.8	0.0	N/A	74.1	0.4	0.0	0.0	0.0	0	0.1	19.4
VMP-12	11.5	11/1/2023	53.8	0.0	N/A	50.9	0.0	0.0	0.0	0.0	0	0.1	20.7
VMP-12	11.5	2/1/2024	50.2	0.0	N/A	50.0	0.0	2.5	0.0	0.0	0	1.3	16.3
VMP-12	11.5	5/2/2024	52.9	0.0	N/A	52.3	0.0	0.0	0.0	0.0	0	0.1	19.7
VMP-12	11.5	7/24/2024	64.4	0.0	N/A	75.2	7.2	0.0	0.0	0.0	0	0.0	17.8
VMP-12	25	11/1/2023	54.4	0.0	N/A	52.0	0.0	0.0	0.9	0.0	0	4.1	16.1
VMP-12	25	2/1/2024	50.8	3.8	21.1	50.6	3.0	88120	222	23.3	OVR	11.8	1.9
VMP-12	25	5/2/2024	53.6	0.0	N/A	56.1	0.0	77.0	0.0	0.0	0	9.8	4.5
VMP-12	25	7/24/2024	62.8	0.0	N/A	63.5	0.0	0.0	0.0	0.0	0	2.9	16.7
VMP-12	39	11/1/2023	55.1	3.8	OVR	50.5	4.2	223000	614	OVR	OVR	14.4	0.0
VMP-12	39	2/1/2024	50.8	4.8	N/A	50.7	4.7	424000	378	85.7	OVR	14.0	0.3
VMP-12	39	5/2/2024	53.1	7.2	85.5	51.1	7.8	633000	36.7	85.7	OVR	13.8	0.5
VMP-12	39	7/24/2024	62.7	0.0	N/A	80.2	0.0	89150	396	20.8	OVR	12.3	0.5
VMP-13	5	11/2/2023	55.3	0.0	N/A	53.8	0.0	0.0	0.0	0.0	0	0.8	19.6
VMP-13	5	1/25/2024	50.7	0.0	N/A	59.8	0.2	0.0	0.0	0.0	0	0.1	20.7
VMP-13	5	4/29/2024	54.5	0.0	N/A	54.5	0.0	0.0	0.0	0.0	0	0.1	20.2
VMP-13[10]	5	7/23/2024	NS	NS	NS	NS	NS	NS	NS	NS	NS	NS	NS
VMP-13	10.5	11/2/2023	52.0	0.0	N/A	50.3	0.0	0.0	0.0	0.0	0	1.4	19.8
VMP-13	10.5	1/25/2024	57.5	0.3	N/A	58.0	0.1	0.0	0.0	0.0	0	0.7	20.5
VMP-13	10.5	4/29/2024	51.8	0.0	N/A	51.3	0.0	0.0	0.0	0.0	0	0.3	20.6
VMP-13[10]	10.5	7/23/2024	NS	NS	NS	NS	NS	NS	NS	NS	NS	NS	NS
VMP-13	21.5	11/2/2023	51.4	0.0	N/A	53.6	0.0	0.0	0.0	0.0	0	0.9	19.4
VMP-13	21.5	1/25/2024	50.3	0.3	N/A	55.5	0.0	0.0	0.0	0.0	0	1.0	19.9
VMP-13	21.5	4/29/2024	53.8	0.0	N/A	50.0	0.0	0.0	0.0	0.0	0	0.5	20.9
VMP-13[10]	21.5	7/23/2024	NS	NS	NS	NS	NS	NS	NS	NS	NS	NS	NS
VMP-13	29.5	11/2/2023	54.8	0.1	N/A	51.1	0.0	0.0	0.0	0.0	0	1.2	19.6
VMP-13	29.5	1/25/2024	57.0	0.3	N/A	55.2	0.2	0.0	0.0	0.0	0	0.6	20.4
VMP-13	29.5	4/29/2024	54.6	0.0	N/A	51.3	0.0	0.0	0.0	0.0	0	0.2	20.7
VMP-13[10]	29.5	7/23/2024	NS	NS	NS	NS	NS	NS	NS	NS	NS	NS	NS
VMP-14	5	11/2/2023	54.0	0.4	N/A	50.1	1.7	0.0	0.0	0.0	0	20.6	0.2
VMP-14	5	1/25/2024	51.5	0.8	N/A	54.1	1.5	0.0	0.0	0.0	0	0.4	20.2
VMP-14	5	4/29/2024	58.6	0.0	N/A	53.5	2.0	0.0	0.0	0.0	0	1.3	19.2
VMP-14[10]	5	7/23/2024	NS	NS	NS	NS	NS	NS	NS	NS	NS	NS	NS
VMP-14	11.5	11/2/2023	53.8	0.6	N/A	50.7	1.9	0.0	0.0	0.0	0	0.2	20.7
VMP-14	11.5	1/25/2024	50.3	0.4	N/A	53.8	0.4	0.0	0.0	0.0	0	0.4	20.4
VMP-14	11.5	4/29/2024	52.8	2.5	N/A	50.2	2.2	0.0	0.0	0.0	0	1.3	19.2
VMP-14[10]	11.5	7/23/2024	NS	NS	NS	NS	NS	NS	NS	NS	NS	NS	NS
VMP-14	20	11/2/2023	50.8	0.0	N/A	54.8	0.0	0.0	0.0	0.0	0	8.4	12.2
VMP-14	20	1/25/2024	50.6	0.0	N/A	55.1	0.0	0.0	0.0	0.0	0	6.2	13.1
VMP-14	20	4/29/2024	52.1	0.0	N/A	53.4	0.0	0.0	0.0	0.0	0	5.3	14.3
VMP-14[10]	20	7/23/2024	NS	NS	NS	NS	NS	NS	NS	NS	NS	NS	NS
VMP-14	29	11/2/2023	58.0	0.0	N/A	50.5	0.0	0.0	0.0	0.0	0	0.3	20.1
VMP-14	29	1/25/2024	50.3	0.1	N/A	50.3	0.0	0.0	0.0	0.0	0	0.5	20.2
VMP-14	29	4/29/2024	52.4	0.0	N/A	54.5	0.0	0.0	0.0	0.0	0	3.1	16.7
VMP-14[10]	29	7/23/2024	NS	NS	NS	NS	NS	NS	NS	NS	NS	NS	NS
VMP-15	5	10/30/2023	50.3	0.0	N/A	46.4	0.0	0.0	0.0	0.0	0	6.2	13.0
VMP-15	5	1/25/2024	50.4	0.0	N/A	51.7	0.0	0.0	0.0	0.0	0	2.5	15.4
VMP-15	5	4/30/2024	51.2	0.0	N/A	59.3	0.0	0.0	0.0	0.0	0	3.9	13.3
VMP-15	5	7/23/2024	50.1	0.0	N/A	53.2	0.0	0.0	0.0	0.0	0	1.8	18.8

TABLE 3
SOIL VAPOR SAMPLING - TEDLAR® SAMPLING DATA

Reading Location			Shroud	Tedlar® Bag 1		Shroud	Tedlar® Bag 2						
Instrument			Dielectric		Landtec	Dielectric		FID	PID	Landtec			
Location	Depth	Date	Helium in Shroud Before (%)	Helium Before (%)	CH_4 (%)	Helium in Shroud After (%)	Helium After (%)	FID (ppmv)	PID (ppmv)	CH_4 (%)	LEL (%)	CO_2 (%)	O_2 (%)
VMP-15	21.5	10/30/2023	50.0	0.0	N/A	49.7	0.0	0.0	0.0	0.0	0	9.0	10.4
VMP-15	21.5	1/25/2024	50.1	0.0	N/A	51.1	0.0	0.0	0.0	0.0	0	17.4	1.5
VMP-15	21.5	4/30/2024	50.6	0.0	N/A	58.3	0.0	0.0	0.0	0.0	0	17.2	1.5
VMP-15	21.5	7/23/2024	51.7	0.0	N/A	50.1	0.0	0.0	0.0	0.0	0	12.3	11.3
VMP-15	25.5	10/30/2023	50.1	0.0	N/A	65.7	0.0	0.0	0.0	0.0	0	16.8	2.1
VMP-15	25.5	1/25/2024	50.1	0.0	N/A	52.0	0.0	0.0	0.0	0.0	0	19.9	0.7
VMP-15	25.5	4/30/2024	52.3	0.0	N/A	59.2	0.0	0.0	0.0	0.0	0	20.3	0.8
VMP-15	25.5	7/23/2024	62.4	0.0	N/A	59.6	0.0	0.0	0.0	0.0	0	10.6	12.0
VMP-15	29	10/30/2023	50.4	0.0	N/A	71.3	0.0	0.0	0.0	0.0	0	16.8	2.2
VMP-15	29	1/25/2024	50.3	0.0	N/A	55.4	0.0	0.0	0.0	0.0	0	20.7	0.5
VMP-15	29	4/30/2024	50.1	0.0	N/A	55.5	0.0	0.0	0.0	0.0	0	20.2	0.9
VMP-15	29	7/23/2024	52.0	0.0	N/A	50.5	0.0	0.0	0.0	0.0	0	10.0	12.9
VMP-16	5	11/1/2023	55.8	0.0	N/A	53.8	0.0	0.0	0.0	0.0	0	2.7	18.3
VMP-16	5	2/1/2024	50.1	0.0	N/A	53.7	0.0	0.0	0.0	0.0	0	9.8	4.6
VMP-16	5	5/2/2024	61.2	0.0	N/A	52.8	0.0	0.0	0.0	0.0	0	11.3	5.2
VMP-16	5	7/24/2024	60.7	0.0	N/A	59.7	0.0	0.0	0.0	0.0	0	0.8	20.2
VMP-16[9]	13.5	12/1/2023	58.2	2.4	57.4	65.5	2.0	131000	542	69.1	OVR	17.4	0.3
VMP-16[9]	13.5	2/29/2024	51.4	0.0	N/A	67.5	0.0	92410	418	16.7	OVR	15.1	1.1
VMP-16	13.5	5/2/2024	84.4	3.2	40.1	79.2	2.1	116000	449	36.4	OVR	15.1	0.3
VMP-16	13.5	7/24/2024	52.5	0.0	N/A	54.7	0.0	10030	627	2.3	46	15.5	0.3
VMP-16	19	11/1/2023	62.5	2.4	N/A	52.5	2.5	15900	604	52.9	OVR	17.8	0.1
VMP-16	19	2/1/2024	52.6	2.2	83.4	54.0	2.6	219000	449	83.1	OVR	16.8	0.2
VMP-16	19	5/2/2024	58.2	3.9	80.3	54.1	4.2	185000	205	80.2	OVR	15.0	0.2
VMP-16	19	7/24/2024	62.8	0.0	N/A	70.0	0.0	125760	231	53.2	OVR	15.0	0.4
VMP-16	31	11/1/2023	55.3	2.6	N/A	50.5	3.0	179000	943	OVR	OVR	17.3	0.5
VMP-16	31	2/1/2024	50.9	3.3	82.6	50.0	3.7	271000	638	82.7	OVR	16.7	0.5
VMP-16	31	5/2/2024	54.2	5.3	84.7	54.3	5.1	245000	320	84.7	OVR	14.9	0.3
VMP-16	31	7/24/2024	63.8	0.0	N/A	66.2	2.6	150080	107	85.0	OVR	14.6	0.5
VMP-17	5	11/2/2023	54.8	0.0	N/A	62.6	0.0	0.0	0.0	0.0	0	0.6	20.8
VMP-17	5	2/1/2024	53.3	0.0	N/A	52.3	0.0	0.0	0.0	0.0	0	0.2	20.0
VMP-17	5	4/30/2024	50.1	0.2	N/A	51.7	0.0	0.0	0.0	0.0	0	0.4	20.5
VMP-17[10]	5	7/23/2024	NS	NS	NS	NS	NS	NS	NS	NS	NS	NS	NS
VMP-18	8.5	10/27/2023	53.2	0.0	N/A	51.1	0.0	0.0	0.0	0.0	0	3.7	17.9
VMP-18	8.5	2/1/2024	50.8	0.0	N/A	58.1	0.0	0.6	0.0	0.0	0	2.5	19.1
VMP-18	8.5	4/26/2024	57.1	0.0	N/A	51.9	0.0	0.0	0.0	0.0	0	2.2	19.5
VMP-18	8.5	7/22/2024	57.4	0.0	N/A	58.8	0.0	0.0	3.4	0.0	0	0.5	20.9
VMP-19	5	10/26/2023	58.2	0.0	N/A	63.1	0.0	0.0	0.0	0.0	0	0.5	20.7
VMP-19	5	2/2/2024	53.3	0.0	N/A	55.6	0.0	0.0	0.0	0.0	0	0.3	20.5
VMP-19	5	5/1/2024	50.2	0.0	N/A	52.1	0.0	0.0	0.0	0.0	0	0.5	20.0
VMP-19	5	7/22/2024	50.1	0.0	N/A	53.8	0.0	0.0	0.0	0.0	0	0.2	20.9
VMP-20	5	10/31/2023	50.4	0.0	N/A	50.5	0.0	0.0	0.0	0.0	0	3.8	18.3
VMP-20	5	1/26/2024	50.1	0.0	N/A	52.1	0.0	0.0	3.6	0.0	0	1.6	19.1
VMP-20	5	4/29/2024	50.7	0.0	N/A	55.3	0.0	0.0	0.0	0.0	0	4.3	15.2
VMP-20	5	7/29/2024	55.6	0.0	N/A	53.5	0.0	0.0	0.0	0.0	0	11.5	9.9
VMP-20	10	10/31/2023	50.1	0.0	N/A	50.6	0.0	0.0	0.0	0.0	0	5.0	17.3
VMP-20	10	1/26/2024	50.6	0.0	N/A	56.6	0.0	0.0	0.0	0.0	0	2.5	17.9
VMP-20	10	4/29/2024	50.2	0.0	N/A	58.7	0.0	0.0	0.0	0.0	0	4.7	14.9
VMP-20	10	7/29/2024	51.0	0.0	N/A	54.4	0.0	0.0	0.0	0.0	0	12.8	7.9
VMP-20	25	10/31/2023	50.2	0.0	N/A	57.3	0.0	0.0	0.0	0.0	0	4.6	17.2
VMP-20	25	1/26/2024	50.2	0.0	N/A	55.1	0.0	0.0	0.0	0.0	0	2.8	18.2
VMP-20	25	4/29/2024	50.3	0.0	N/A	62.3	0.0	0.0	0.0	0.0	0	2.1	18.5
VMP-20	25	7/29/2024	51.5	0.0	N/A	51.2	0.0	0.0	0.0	0.0	0	4.8	15.1
VMP-20[8]	39.5	10/31/2023	NS	NS	NS	NS	NS	NS	NS	NS	NS	NS	NS
VMP-20[9]	39.5	2/2/2024	50.0	0.0	N/A	50.3	0.0	0.0	0.0	0.0	0	2.9	16.2
VMP-20	39.5	4/29/2024	50.2	0.0	N/A	60.0	0.0	0.0	0.0	0.0	0	4.4	11.9
VMP-20	39.5	7/29/2024	54.2	0.0	N/A	54.2	0.0	0.0	0.0	0.0	0	8.7	7.3
VMP-21	5	11/2/2023	50.1	0.0	N/A	55.0	0.0	0.0	0.0	0.0	0	3.5	19.5
VMP-21	5	2/1/2024	50.2	0.0	N/A	57.7	0.0	0.0	0.0	0.0	0	1.1	19.7
VMP-21	5	5/6/2024	50.9	0.0	N/A	60.4	0.0	0.0	0.0	0.0	0	2.5	15.4
VMP-21	5	7/29/2024	50.9	0.0	N/A	50.9	0.0	0.0	0.0	0.0	0	6.1	13.7
VMP-21	10	11/2/2023	50.1	0.0	N/A	57.6	0.0	0.0	0.0	0.0	0	6.5	16.8
VMP-21	10	2/1/2024	57.7	0.0	N/A	55.5	0.0	0.0	0.0	0.0	0	3.3	18.1
VMP-21	10	5/6/2024	50.3	0.0	N/A	58.4	0.0	0.0	0.0	0.0	0	3.2	17.4
VMP-21	10	7/29/2024	51.7	0.0	N/A	52.1	0.0	0.0	0.0	0.0	0	5.5	13.2
VMP-21	25	11/2/2023	50.0	0.0	N/A	52.7	0.0	0.0	0.0	0.0	0	5.2	17.1
VMP-21	25	2/1/2024	51.1	0.0	N/A	59.8	0.0	0.0	0.0	0.0	0	4.3	16.8
VMP-21	25	5/6/2024	50.1	0.0	N/A	59.5	0.0	0.0	0.0	0.0	0	3.6	17.3
VMP-21	25	7/29/2024	50.3	0.0	N/A	52.7	0.0	0.0	0.0	0.0	0	3.2	15.5

TABLE 3
SOIL VAPOR SAMPLING - TEDLAR® SAMPLING DATA

Reading Location			Shroud	Tedlar® Bag 1		Shroud	Tedlar® Bag 2						
Instrument			Dielectric		Landtec	Dielectric		FID	PID	Landtec			
Location	Depth	Date	Helium in Shroud Before (%)	Helium Before (%)	CH_4 (%)	Helium in Shroud After (%)	Helium After (%)	FID (ppmv)	PID (ppmv)	CH_4 (%)	LEL (%)	CO_2 (%)	O_2 (%)
VMP-21	33	11/2/2023	50.0	0.0	N/A	52.8	0.0	0.0	0.0	0.0	0	5.0	16.9
VMP-21	33	2/1/2024	50.0	0.0	N/A	53.6	0.0	0.0	0.0	0.0	0	4.5	16.7
VMP-21	33	5/6/2024	52.4	0.0	N/A	66.4	0.0	0.0	0.0	0.0	0	3.6	16.6
VMP-21	33	7/29/2024	53.2	0.0	N/A	64.0	0.0	0.0	0.0	0.0	0	3.2	16.1
VMP-22	5	10/31/2023	57.5	0.0	N/A	50.9	0.0	0.0	0.0	0.0	0	1.1	20.7
VMP-22	5	1/31/2024	50.7	0.0	N/A	50.2	0.0	0.0	0.0	0.0	0	0.3	20.4
VMP-22	5	5/1/2024	64.0	0.0	N/A	50.2	0.0	0.0	0.0	0.0	0	0.9	0.9
VMP-22	5	7/30/2024	50.1	0.0	N/A	53.8	0.0	0.0	1.9	0.0	0	1.6	17.9
VMP-22	10	10/31/2023	58.2	0.0	N/A	56.3	0.0	0.0	0.0	0.0	0	0.4	20.7
VMP-22[11]	10	2/29/2024	52.9	0.0	N/A	55.6	0.0	0.0	0.0	0.0	0	0.1	20.9
VMP-22	10	5/1/2024	55.0	0.2	N/A	53.0	0.3	15.3	0.0	0.0	0	1.0	19.5
VMP-22	10	7/30/2024	50.1	0.0	N/A	53.1	0.0	0.0	3.3	0.0	0	1.5	17.9
VMP-22	18	10/31/2023	53.5	0.0	N/A	50.1	0.0	0.0	0.0	0.0	0	1.9	20.4
VMP-22	18	1/31/2024	50.1	0.1	N/A	54.1	0.0	0.0	0.0	0.0	0	0.9	20.0
VMP-22	18	5/1/2024	52.2	0.0	N/A	54.3	0.2	0.0	0.0	0.0	0	1.2	19.1
VMP-22	18	7/30/2024	50.1	0.0	N/A	63.2	0.0	0.0	4.9	0.0	0	1.9	19.0
VMP-22	38	10/31/2023	54.3	0.3	N/A	52.8	0.3	0.0	0.0	0.0	0	0.8	20.1
VMP-22	38	1/31/2024	50.2	0.0	N/A	51.2	0.0	0.0	0.0	0.0	0	0.2	20.7
VMP-22	38	5/1/2024	52.5	0.4	N/A	50.5	0.4	8.3	0.0	0.0	0	0.9	19.5
VMP-22	38	7/30/2024	50.3	0.2	N/A	65.5	1.2	0.0	5.2	0.0	0	0.8	19.8
VMP-23	5	10/30/2023	57.4	0.0	N/A	50.7	0.0	0.0	0.0	0.0	0	0.9	19.7
VMP-23	5	1/31/2024	50.8	0.0	N/A	50.6	0.0	0.0	0.0	0.0	0	0.4	19.9
VMP-23	5	4/30/2024	51.6	0.0	N/A	58.8	0.0	0.0	0.0	0.0	0	1.3	19.3
VMP-23	5	7/30/2024	61.2	0.0	N/A	52.7	0.0	0.0	1.2	0.0	0	2.8	18.2
VMP-23	10	10/30/2023	55.4	0.0	N/A	51.2	0.0	0.0	0.0	0.0	0	1.5	19.5
VMP-23	10	1/31/2024	51.3	0.0	N/A	50.8	0.0	0.0	0.0	0.0	0	0.5	20.2
VMP-23	10	4/30/2024	54.6	0.0	N/A	50.6	0.0	0.0	0.0	0.0	0	1.1	19.6
VMP-23	10	7/30/2024	51.5	0.0	N/A	50.2	0.0	0.0	0.7	0.0	0	2.5	18.5
VMP-23	25	10/30/2023	50.2	0.0	N/A	50.8	0.0	0.0	0.0	0.0	0	3.5	19.2
VMP-23	25	1/31/2024	53.3	0.0	N/A	50.2	0.0	0.0	0.0	0.0	0	3.0	18.1
VMP-23	25	4/30/2024	50.5	0.0	N/A	50.1	0.0	0.0	0.0	0.0	0	1.9	18.7
VMP-23	25	7/30/2024	52.2	0.0	N/A	50.6	0.0	0.0	0.6	0.0	0	2.8	17.8
VMP-23	40	10/30/2023	59.6	0.0	N/A	50.7	0.0	0.0	0.0	0.0	0	3.9	17.0
VMP-23	40	1/31/2024	54.7	0.0	N/A	55.5	0.0	0.0	0.0	0.0	0	4.1	16.9
VMP-23	40	4/30/2024	51.6	0.0	N/A	51.2	0.0	0.0	0.0	0.0	0	3.0	18.0
VMP-23	40	7/30/2024	50.2	0.0	N/A	50.2	0.0	0.0	0.6	0.0	0	3.2	17.2
VMP-24	5	10/26/2023	56.4	0.0	N/A	57.2	0.0	0.0	0.0	0.0	0	4.7	16.3
VMP-24	5	1/26/2024	50.1	0.0	N/A	58.2	0.0	6.0	0.0	0.0	0	3.9	16.4
VMP-24	5	4/26/2024	50.1	0.0	N/A	60.8	0.0	0.0	0.0	0.0	0	4.7	16.8
VMP-24	5	7/25/2024	63.1	0.0	N/A	65.7	2.1	0.0	0.0	0.0	0	0.7	19.8
VMP-24	10	10/26/2023	52.4	0.0	N/A	58.2	0.0	0.0	0.0	0.0	0	5.9	15.4
VMP-24	10	1/26/2024	50.1	0.0	N/A	50.0	0.0	0.0	0.0	0.0	0	4.5	15.7
VMP-24	10	4/26/2024	51.0	0.0	N/A	66.1	0.0	0.0	0.0	0.0	0	5.0	16.3
VMP-24	10	7/25/2024	63.3	0.8	N/A	68.7	1.0	0.0	0.0	0.0	0	3.4	17.1
VMP-24	22	10/26/2023	53.5	0.4	N/A	51.2	0.2	0.0	0.0	0.0	0	3.8	16.9
VMP-24	22	1/26/2024	50.1	0.0	N/A	50.7	0.0	6.2	0.0	0.0	0	3.3	16.1
VMP-24	22	4/26/2024	52.3	0.0	N/A	62.1	0.0	0.0	0.0	0.0	0	4.3	16.6
VMP-24	22	7/25/2024	60.0	0.1	N/A	67.8	3.1	0.0	0.0	0.0	0	0.2	18.4
VMP-24	34	10/26/2023	53.4	0.0	N/A	53.1	0.0	0.0	0.0	0.0	0	4.1	16.3
VMP-24	34	1/26/2024	50.6	0.0	N/A	61.0	0.0	6.7	0.0	0.0	0	2.9	16.7
VMP-24	34	4/26/2024	50.3	0.0	N/A	55.1	1.8	0.0	0.0	0.0	0	2.7	17.9
VMP-24	34	7/25/2024	61.6	0.0	N/A	73.1	0.0	0.0	0.0	0.0	0	0.1	18.2
VMP-25	5	11/1/2023	50.2	0.0	N/A	51.2	0.0	20980	4.2	2.1	42	5.7	0.6
VMP-25[8]	5	1/25/2024	NS	NS	NS	NS	NS	NS	NS	NS	NS	NS	NS
VMP-25[8]	5	4/25/2024	NS	NS	NS	NS	NS	NS	NS	NS	NS	NS	NS
VMP-25	5	7/23/2024	62.7	0.0	N/A	53.4	0.0	21620	4.4	2.6	52	8.2	0.5
VMP-25[8]	9.5	11/1/2023	NS	NS	NS	NS	NS	NS	NS	NS	NS	NS	NS
VMP-25[8]	9.5	1/25/2024	NS	NS	NS	NS	NS	NS	NS	NS	NS	NS	NS
VMP-25[8]	9.5	4/25/2024	NS	NS	NS	NS	NS	NS	NS	NS	NS	NS	NS
VMP-25	9.5	7/23/2024	51.8	0.0	2.6	50.6	0.0	17480	5.5	2.0	40	7.0	1.2
VMP-25[8]	21	11/1/2023	NS	NS	NS	NS	NS	NS	NS	NS	NS	NS	NS
VMP-25[8]	21	1/25/2024	NS	NS	NS	NS	NS	NS	NS	NS	NS	NS	NS
VMP-25[8]	21	4/25/2024	NS	NS	NS	NS	NS	NS	NS	NS	NS	NS	NS
VMP-25[8]	21	7/23/2024	NS	NS	NS	NS	NS	NS	NS	NS	NS	NS	NS
VMP-25[7]	31	11/1/2023	NS	NS	NS	NS	NS	NS	NS	NS	NS	NS	NS
VMP-25[7]	31	1/25/2024	NS	NS	NS	NS	NS	NS	NS	NS	NS	NS	NS
VMP-25[7]	31	4/25/2024	NS	NS	NS	NS	NS	NS	NS	NS	NS	NS	NS
VMP-25[7]	31	7/23/2024	NS	NS	NS	NS	NS	NS	NS	NS	NS	NS	NS

TABLE 3
SOIL VAPOR SAMPLING - TEDLAR® SAMPLING DATA

Reading Location			Shroud	Tedlar® Bag 1		Shroud	Tedlar® Bag 2						
Instrument			Dielectric		Landtec	Dielectric		FID	PID	Landtec			
Location	Depth	Date	Helium in Shroud Before (%)	Helium Before (%)	CH_4 (%)	Helium in Shroud After (%)	Helium After (%)	FID (ppmv)	PID (ppmv)	CH_4 (%)	LEL (%)	CO_2 (%)	O_2 (%)
VMP-32	5	11/2/2023	50.0	0.0	N/A	54.3	0.0	0.0	0.0	0.0	0	4.6	16.7
VMP-32	5	2/2/2024	50.2	0.0	N/A	62.4	0.0	0.0	0.0	0.0	0	1.5	19.7
VMP-32	5	5/6/2024	65.4	0.0	N/A	50.2	0.0	0.0	0.0	0.0	0	1.9	18.3
VMP-32	5	7/30/2024	56.3	0.0	N/A	57.0	0.0	0.0	3.7	0.0	0	0.1	20.8
VMP-32	10	11/2/2023	50.0	0.0	N/A	65.3	0.0	0.0	0.0	0.0	0	4.9	16.3
VMP-32	10	2/2/2024	50.9	0.0	N/A	52.5	0.0	0.0	0.0	0.0	0	2.9	18.6
VMP-32	10	5/6/2024	53.2	0.0	N/A	51.5	0.0	0.0	0.0	0.0	0	1.9	17.7
VMP-32	10	7/30/2024	60.4	0.0	N/A	50.3	0.0	0.0	3.5	0.0	0	3.2	16.9
VMP-32	20	11/2/2023	50.0	0.0	N/A	63.3	0.0	0.0	0.0	0.0	0	0.8	19.6
VMP-32	20	2/2/2024	50.0	0.0	N/A	57.3	0.0	0.0	0.0	0.0	0	0.3	20.7
VMP-32	20	5/6/2024	54.7	0.2	N/A	53.6	0.2	0.0	0.0	0.0	0	0.3	19.6
VMP-32	20	7/30/2024	54.0	0.0	N/A	50.2	0.2	0.0	4.4	0.0	0	0.5	20.1
VMP-32	30	11/2/2023	50.0	0.0	N/A	57.3	0.1	0.0	0.0	0.0	0	0.6	19.7
VMP-32	30	2/2/2024	50.1	1.0	N/A	59.2	1.0	0.0	0.0	0.0	0	0.0	20.6
VMP-32	30	5/6/2024	54.0	0.4	N/A	54.6	0.5	0.0	0.0	0.0	0	0.1	20.6
VMP-32	30	7/30/2024	50.4	0.5	N/A	51.6	0.8	0.0	4.6	0.0	0	0.3	20.8
VMP-41	10	10/26/2023	54.7	0.0	N/A	54.7	0.0	0.0	0.0	0.0	0	1.2	18.8
VMP-41	10	1/26/2024	51.3	0.0	N/A	57.3	0.0	0.0	0.0	0.0	0	1.0	19.4
VMP-41	10	4/30/2024	52.0	0.0	N/A	52.2	0.0	0.0	0.0	0.0	0	0.9	20.2
VMP-41	10	7/23/2024	58.7	0.0	N/A	58.8	0.0	0.0	0.0	0.0	0	0.3	20.9
VMP-41	20	10/26/2023	59.0	0.0	N/A	50.0	0.0	0.0	0.0	0.0	0	1.7	18.4
VMP-41	20	1/26/2024	52.1	0.0	N/A	50.3	0.0	0.0	0.0	0.0	0	1.5	18.9
VMP-41	20	4/30/2024	53.1	0.0	N/A	51.3	0.0	0.0	0.0	0.0	0	1.0	19.3
VMP-41	20	7/23/2024	50.7	0.0	N/A	50.7	0.0	0.0	0.0	0.0	0	0.2	20.5
VMP-41	26	10/26/2023	53.4	0.1	N/A	55.7	0.1	0.0	0.0	0.0	0	2.1	17.6
VMP-41	26	1/26/2024	50.5	0.0	N/A	52.8	0.0	0.0	0.0	0.0	0	2.2	17.8
VMP-41	26	4/30/2024	50.5	0.0	N/A	50.5	0.0	0.0	0.0	0.0	0	1.4	18.6
VMP-41	26	7/23/2024	50.1	0.0	N/A	57.2	0.0	0.0	0.0	0.0	0	0.3	20.2
VMP-42	10	10/27/2023	50.1	0.0	N/A	62.5	0.0	0.0	0.0	0.0	0	0.3	20.0
VMP-42	10	1/31/2024	50.1	0.0	N/A	56.3	0.0	0.0	0.0	0.0	0	0.3	20.9
VMP-42	10	5/3/2024	50.0	0.0	N/A	79.9	0.9	11.7	17.3	0.0	0	0.2	20.4
VMP-42	10	7/24/2024	50.8	0.0	N/A	50.5	0.0	0.0	0.0	0.0	0	0.4	20.3
VMP-42	20	10/27/2023	50.1	0.0	N/A	53.9	0.0	0.0	0.0	0.0	0	0.4	20.0
VMP-42	20	1/31/2024	50.2	0.3	N/A	59.7	0.0	0.0	0.0	0.0	0	0.3	20.9
VMP-42	20	5/3/2024	51.5	0.0	N/A	63.2	1.2	14.7	20.8	0.0	0	0.2	20.4
VMP-42	20	7/24/2024	52.4	0.0	N/A	53.3	0.2	0.0	0.0	0.0	0	0.6	20.1
VMP-42	30	10/27/2023	50.1	0.1	N/A	53.6	0.0	0.0	0.0	0.0	0	0.4	20.2
VMP-42	30	1/31/2024	50.1	0.0	N/A	56.3	0.0	0.0	0.0	0.0	0	0.5	20.9
VMP-42	30	5/6/2024	51.1	0.0	N/A	62.9	0.0	0.0	0.0	0.0	0	0.3	20.3
VMP-42	30	7/24/2024	52.2	0.2	N/A	52.2	0.2	0.0	0.0	0.0	0	1.3	19.1
VMP-43	10	10/27/2023	56.6	0.0	N/A	51.8	0.0	0.0	0.0	0.0	0	0.2	20.2
VMP-43	10	1/30/2024	54.2	0.0	N/A	57.1	0.0	0.0	0.0	0.0	0	0.3	20.2
VMP-43	10	5/3/2024	52.3	0.0	N/A	50.3	0.0	0.0	0.0	0.0	0	0.4	20.4
VMP-43	10	7/26/2024	63.5	0.0	N/A	82.3	0.0	0.0	0.0	0.0	0	0.7	19.9
VMP-43	20	10/27/2023	51.8	0.0	N/A	51.9	0.0	0.0	0.0	0.0	0	0.4	19.9
VMP-43	20	1/30/2024	52.9	0.0	N/A	55.6	0.0	0.0	0.0	0.0	0	0.5	20.0
VMP-43	20	5/3/2024	55.0	0.0	N/A	50.5	0.0	0.0	0.0	0.0	0	0.4	19.6
VMP-43	20	7/26/2024	62.7	0.0	N/A	58.6	0.0	0.0	0.0	0.0	0	0.8	19.3
VMP-43	30	10/27/2023	52.8	0.0	N/A	52.5	0.0	0.0	0.0	0.0	0	0.4	19.8
VMP-43	30	1/30/2024	51.8	0.0	N/A	54.9	0.0	0.0	0.0	0.0	0	0.5	20.3
VMP-43	30	5/3/2024	51.6	0.1	N/A	51.3	0.0	0.0	0.0	0.0	0	0.2	19.8
VMP-43	30	7/26/2024	65.3	0.1	N/A	67.8	0.1	0.0	0.0	0.0	0	0.5	19.6
VMP-44[7]	10	10/27/2023	NS	NS	NS	NS	NS	NS	NS	NS	NS	NS	NS
VMP-44[7]	10	1/30/2024	NS	NS	NS	NS	NS	NS	NS	NS	NS	NS	NS
VMP-44[7]	10	5/3/2024	NS	NS	NS	NS	NS	NS	NS	NS	NS	NS	NS
VMP-44[7]	10	7/26/2024	NS	NS	NS	NS	NS	NS	NS	NS	NS	NS	NS
VMP-44[7]	20	10/27/2023	NS	NS	NS	NS	NS	NS	NS	NS	NS	NS	NS
VMP-44[7]	20	1/30/2024	NS	NS	NS	NS	NS	NS	NS	NS	NS	NS	NS
VMP-44[7]	20	5/3/2024	NS	NS	NS	NS	NS	NS	NS	NS	NS	NS	NS
VMP-44[7]	20	7/26/2024	NS	NS	NS	NS	NS	NS	NS	NS	NS	NS	NS
VMP-44[7]	30	10/27/2023	NS	NS	NS	NS	NS	NS	NS	NS	NS	NS	NS
VMP-44[7]	30	1/30/2024	NS	NS	NS	NS	NS	NS	NS	NS	NS	NS	NS
VMP-44[7]	30	5/3/2024	NS	NS	NS	NS	NS	NS	NS	NS	NS	NS	NS
VMP-44[7]	30	7/26/2024	NS	NS	NS	NS	NS	NS	NS	NS	NS	NS	NS
VMP-45	10	10/27/2023	60.9	0.0	N/A	55.4	0.0	0.0	0.0	0.0	0	0.5	20.2
VMP-45	10	1/30/2024	51.1	0.0	N/A	50.4	0.0	0.0	0.0	0.0	0	0.5	20.3
VMP-45	10	5/3/2024	77.7	0.0	N/A	61.8	0.0	13.7	21.4	0.0	0	0.5	20.1
VMP-45	10	7/26/2024	60.5	0.0	N/A	68.5	0.0	0.0	0.0	0.0	0	0.9	19.9

TABLE 3
SOIL VAPOR SAMPLING - TEDLAR® SAMPLING DATA

Reading Location			Shroud	Tedlar® Bag 1		Shroud	Tedlar® Bag 2						
Instrument			Dielectric		Landtec	Dielectric		FID	PID	Landtec			
Location	Depth	Date	Helium in Shroud Before (%)	Helium Before (%)	CH_4 (%)	Helium in Shroud After (%)	Helium After (%)	FID (ppmv)	PID (ppmv)	CH_4 (%)	LEL (%)	CO_2 (%)	O_2 (%)
VMP-45	20	10/27/2023	51.7	0.8	N/A	54.6	0.8	0.0	0.0	0.0	0	0.7	19.8
VMP-45	20	1/30/2024	50.7	0.0	N/A	54.3	0.0	0.0	0.0	0.0	0	0.7	20.2
VMP-45	20	5/3/2024	50.3	0.0	N/A	50.7	0.1	14.5	20.6	0.0	0	0.4	19.9
VMP-45	20	7/26/2024	60.4	0.0	N/A	70.6	0.0	0.0	0.0	0.0	0	0.9	19.3
VMP-45	30	10/27/2023	51.2	0.8	N/A	52.3	0.6	0.0	0.0	0.0	0	0.4	20.1
VMP-45	30	1/30/2024	53.3	0.0	N/A	58.4	0.0	0.0	0.0	0.0	0	0.4	20.6
VMP-45	30	5/3/2024	51.5	0.0	N/A	54.5	0.1	10.5	17.2	0.0	0	0.4	20.0
VMP-45	30	7/26/2024	61.7	0.2	N/A	71.0	0.2	0.0	0.0	0.0	0	0.7	19.3
VMP-47	5	10/27/2023	50.4	0.0	N/A	60.5	0.0	0.0	0.0	0.0	0	0.7	19.0
VMP-47	5	1/31/2024	50.2	0.0	N/A	59.2	0.0	0.0	0.0	0.0	0	0.7	20.9
VMP-47	5	4/29/2024	51.1	0.0	N/A	57.7	0.0	0.0	0.0	0.0	0	1.4	19.3
VMP-47	5	7/26/2024	50.1	0.0	N/A	51.1	0.0	0.0	0.0	0.0	0	3.9	16.7
VMP-47	10	10/27/2023	50.1	0.0	N/A	57.6	0.0	0.0	0.0	0.0	0	1.3	18.5
VMP-47	10	1/31/2024	50.2	0.0	N/A	50.0	0.0	0.0	0.0	0.0	0	1.1	20.9
VMP-47	10	4/29/2024	50.2	0.0	N/A	62.9	0.0	0.0	0.0	0.0	0	1.8	18.6
VMP-47	10	7/26/2024	53.3	0.0	N/A	57.1	0.0	0.0	0.0	0.0	0	4.0	16.3
VMP-47	20	10/27/2023	50.1	0.0	N/A	74.2	0.0	0.0	0.0	0.0	0	1.5	18.5
VMP-47	20	1/31/2024	50.1	0.0	N/A	57.3	0.0	0.0	0.0	0.0	0	1.0	20.9
VMP-47	20	4/29/2024	51.3	0.0	N/A	62.4	0.0	0.0	0.0	0.0	0	1.6	18.7
VMP-47	20	7/26/2024	50.1	0.0	N/A	56.2	0.0	0.0	0.0	0.0	0	3.9	16.9
VMP-47	30	10/30/2023	51.8	0.0	N/A	53.8	0.0	0.0	0.0	0.0	0	2.5	19.3
VMP-47	30	1/31/2024	50.1	0.0	N/A	60.6	0.0	0.0	0.0	0.0	0	2.4	20.3
VMP-47	30	4/29/2024	50.3	0.0	N/A	61.2	0.0	0.0	0.0	0.0	0	1.7	19.1
VMP-47	30	7/26/2024	50.1	0.0	N/A	56.4	0.0	0.0	0.0	0.0	0	1.8	18.8
VMP-48	5	10/31/2023	50.1	0.0	N/A	65.7	0.0	0.0	0.0	0.0	0	2.2	18.9
VMP-48	5	1/29/2024	50.4	0.0	N/A	55.6	0.0	0.0	0.0	0.0	0	1.2	20.4
VMP-48	5	5/1/2024	53.4	0.0	N/A	53.5	0.0	0.0	0.0	0.0	0	2.1	16.2
VMP-48	5	7/31/2024	50.6	0.0	N/A	52.5	0.0	0.0	0.0	0.0	0	4.3	15.1
VMP-48	10	10/31/2023	50.1	0.0	N/A	61.6	0.0	0.0	0.0	0.0	0	2.1	20.5
VMP-48	10	1/29/2024	50.2	0.0	N/A	51.3	0.0	0.0	0.0	0.0	0	1.4	20.9
VMP-48	10	5/1/2024	51.0	0.0	N/A	56.3	0.0	39.9	11.1	0.0	0	1.5	17.8
VMP-48	10	7/31/2024	50.3	0.0	N/A	52.8	0.0	0.0	0.0	0.0	0	3.0	16.9
VMP-48	20	10/31/2023	50.1	0.0	N/A	54.9	0.0	0.0	0.0	0.0	0	3.0	19.0
VMP-48	20	1/29/2024	50.1	0.0	N/A	54.8	0.0	0.0	0.1	0.0	0	1.8	20.9
VMP-48	20	5/1/2024	53.4	0.0	N/A	56.5	0.0	0.0	0.0	0.0	0	0.9	19.5
VMP-48	20	7/31/2024	52.5	0.0	N/A	52.3	0.0	0.0	0.0	0.0	0	3.1	17.7
VMP-48	30	10/31/2023	50.1	0.0	N/A	58.7	0.0	0.0	0.0	0.0	0	3.4	17.0
VMP-48	30	1/29/2024	50.1	0.0	N/A	55.0	0.0	0.0	0.0	0.0	0	3.6	19.4
VMP-48	30	5/1/2024	50.1	0.0	N/A	53.9	0.0	0.0	0.0	0.0	0	2.0	19.3
VMP-48	30	7/31/2024	51.2	0.0	N/A	52.1	0.0	0.0	0.0	0.0	0	2.2	18.4
VMP-49	5	10/31/2023	50.8	0.0	N/A	50.7	0.0	0.0	0.0	0.0	0	1.2	19.8
VMP-49	5	1/31/2024	50.4	0.1	N/A	60.1	0.1	0.0	0.0	0.0	0	0.7	19.2
VMP-49	5	5/1/2024	56.2	0.0	N/A	50.4	0.0	0.0	0.0	0.0	0	1.2	19.5
VMP-49	5	7/29/2024	52.7	0.0	N/A	50.8	0.0	0.0	0.0	0.0	0	2.3	18.7
VMP-49	10	10/31/2023	59.4	0.0	N/A	51.3	0.0	0.0	0.0	0.0	0	1.8	19.3
VMP-49	10	1/31/2024	50.8	0.0	N/A	52.6	0.0	0.0	0.0	0.0	0	0.7	18.3
VMP-49	10	5/1/2024	50.2	0.0	N/A	50.2	0.0	0.0	0.0	0.0	0	1.3	18.9
VMP-49	10	7/29/2024	54.6	0.0	N/A	60.9	0.0	0.0	0.0	0.0	0	3.8	16.1
VMP-49	20	10/31/2023	55.4	0.0	N/A	50.5	0.0	0.0	0.0	0.0	0	0.8	19.9
VMP-49	20	1/31/2024	51.3	0.0	N/A	51.5	0.0	0.0	0.0	0.0	0	0.2	18.7
VMP-49	20	5/1/2024	66.0	0.0	N/A	50.7	0.0	0.0	0.0	0.0	0	1.1	18.9
VMP-49	20	7/29/2024	54.6	0.0	N/A	51.1	0.0	0.0	0.0	0.0	0	2.7	16.4
VMP-49	30	10/31/2023	55.6	0.1	N/A	50.3	0.0	0.0	0.0	0.0	0	0.8	20.2
VMP-49	30	1/31/2024	50.0	0.0	N/A	50.6	0.0	0.0	0.0	0.0	0	0.5	18.7
VMP-49	30	5/1/2024	52.7	0.0	N/A	54.1	0.0	0.0	0.0	0.0	0	0.7	19.8
VMP-49	30	7/29/2024	52.6	0.0	N/A	50.5	0.0	0.0	0.0	0.0	0	0.6	18.6
VMP-50	5	10/31/2023	50.1	0.0	N/A	46.9	0.0	0.0	0.0	0.0	0	4.3	18.4
VMP-50	5	1/26/2024	50.4	0.0	N/A	56.4	0.0	0.0	0.0	0.0	0	0.6	19.7
VMP-50	5	5/1/2024	50.2	0.0	N/A	57.6	0.0	0.0	0.0	0.0	0	0.2	20.8
VMP-50	5	7/30/2024	50.1	0.0	N/A	54.7	0.0	0.0	0.0	0.0	0	0.8	19.2
VMP-50	10	10/31/2023	50.3	0.0	N/A	61.3	0.0	0.0	0.0	0.0	0	6.2	14.5
VMP-50	10	1/26/2024	50.2	0.0	N/A	51.9	0.0	0.0	0.0	0.0	0	3.9	17.6
VMP-50	10	5/1/2024	51.1	0.0	N/A	58.7	0.0	0.0	0.0	0.0	0	0.3	20.7
VMP-50	10	7/30/2024	50.1	0.0	N/A	53.5	0.0	0.0	0.0	0.0	0	1.0	18.5
VMP-50	20	10/31/2023	50.1	0.0	N/A	49.8	0.0	0.0	0.0	0.0	0	5.0	16.0
VMP-50	20	1/26/2024	50.3	0.0	N/A	53.7	0.0	0.0	0.0	0.0	0	5.3	16.1
VMP-50	20	5/1/2024	52.1	0.0	N/A	55.6	0.0	0.0	0.0	0.0	0	0.5	20.6
VMP-50	20	7/30/2024	50.1	0.0	N/A	50.1	0.0	0.0	0.0	0.0	0	1.1	18.7

TABLE 3
SOIL VAPOR SAMPLING - TEDLAR® SAMPLING DATA

Reading Location			Shroud	Tedlar® Bag 1		Shroud	Tedlar® Bag 2						
Instrument			Dielectric		Landtec	Dielectric		FID	PID	Landtec			
Location	Depth	Date	Helium in Shroud Before (%)	Helium Before (%)	CH_4 (%)	Helium in Shroud After (%)	Helium After (%)	FID (ppmv)	PID (ppmv)	CH_4 (%)	LEL (%)	CO_2 (%)	O_2 (%)
VMP-50	30	10/31/2023	50.3	0.0	N/A	58.6	0.0	9.2	0.3	0.0	0	3.2	19.3
VMP-50	30	1/26/2024	50.2	0.0	N/A	50.0	0.0	2.3	0.2	0.0	0	3.2	19.8
VMP-50	30	5/1/2024	50.2	0.0	N/A	53.3	0.0	8.0	0.0	0.0	0	1.9	18.8
VMP-50	30	7/30/2024	57.3	0.0	N/A	52.2	0.0	5.2	1.2	0.0	0	1.8	17.4
VMP-51	5	10/27/2023	53.0	0.0	N/A	52.1	0.0	0.0	0.0	0.0	0	1.2	19.8
VMP-51	5	1/29/2024	50.3	0.0	N/A	58.4	0.0	0.0	0.0	0.0	0	0.4	20.2
VMP-51	5	4/26/2024	56.2	0.0	N/A	62.6	0.0	0.0	0.0	0.0	0	1.1	20.2
VMP-51	5	7/26/2024	60.0	0.0	N/A	89.6	0.0	0.0	0.0	0.0	0	1.2	19.2
VMP-51	10	10/27/2023	53.5	0.0	N/A	50.6	0.0	0.0	0.0	0.0	0	2.0	19.0
VMP-51	10	1/29/2024	50.2	0.0	N/A	55.1	0.0	0.0	0.0	0.0	0	0.8	18.7
VMP-51	10	4/26/2024	52.9	0.0	N/A	51.8	0.0	0.0	0.0	0.0	0	1.0	20.5
VMP-51	10	7/26/2024	67.8	0.0	N/A	75.6	0.0	0.0	0.0	0.0	0	2.0	18.0
VMP-51	20	10/27/2023	57.8	0.0	N/A	51.2	0.0	0.0	0.0	0.0	0	2.2	18.1
VMP-51	20	1/29/2024	54.3	0.0	N/A	50.2	0.0	0.0	0.0	0.0	0	1.7	17.5
VMP-51	20	4/26/2024	51.3	0.0	N/A	52.0	0.0	0.0	0.0	0.0	0	1.3	20.3
VMP-51	20	7/26/2024	72.2	0.0	N/A	81.6	0.0	0.0	0.0	0.0	0	2.0	18.0
VMP-51	30	10/27/2023	53.7	0.0	N/A	54.5	0.0	0.0	0.0	0.0	0	2.4	18.1
VMP-51	30	1/29/2024	50.5	0.0	N/A	50.5	0.0	0.0	0.0	0.0	0	2.5	16.6
VMP-51	30	4/26/2024	66.0	0.0	N/A	58.2	0.0	0.0	0.0	0.0	0	2.0	19.8
VMP-51	30	7/29/2024	50.1	0.0	N/A	51.7	0.0	0.0	0.0	0.0	0	2.7	17.8
VMP-52	5	10/30/2023	50.0	0.0	N/A	50.1	0.0	0.0	0.0	0.0	0	2.3	19.4
VMP-52	5	1/29/2024	51.0	0.0	N/A	51.2	0.0	0.0	0.0	0.0	0	0.8	19.3
VMP-52	5	4/26/2024	50.3	0.0	N/A	51.6	0.0	0.0	0.0	0.0	0	1.8	18.2
VMP-52	5	7/31/2024	50.0	0.0	N/A	56.4	0.0	0.0	0.0	0.0	0	5.7	13.1
VMP-52	10	10/30/2023	52.8	0.0	N/A	50.7	0.0	0.0	0.0	0.0	0	5.1	18.4
VMP-52	10	1/29/2024	52.2	0.0	N/A	50.2	0.0	0.0	0.0	0.0	0	2.5	17.7
VMP-52	10	4/26/2024	51.9	0.0	N/A	52.9	0.0	0.0	0.0	0.0	0	2.3	18.7
VMP-52	10	7/31/2024	50.1	0.0	N/A	60.1	0.0	0.0	0.0	0.0	0	4.4	14.4
VMP-52	20	10/30/2023	54.3	0.0	N/A	51.9	0.0	0.0	0.0	0.0	0	6.1	15.2
VMP-52	20	1/29/2024	50.9	0.0	N/A	51.0	0.0	0.0	0.0	0.0	0	6.3	12.6
VMP-52	20	4/26/2024	51.1	0.0	N/A	50.1	0.0	0.0	0.0	0.0	0	3.9	17.5
VMP-52	20	7/31/2024	50.2	0.0	N/A	55.5	0.0	0.0	0.0	0.0	0	4.8	13.4
VMP-52	30	10/30/2023	53.8	0.0	N/A	50.5	0.0	0.0	0.0	0.0	0	6.3	14.8
VMP-52	30	1/29/2024	50.7	0.0	N/A	50.5	0.0	0.0	0.0	0.0	0	6.4	12.3
VMP-52	30	4/26/2024	50.7	0.0	N/A	50.4	0.0	0.0	0.0	0.0	0	4.7	16.7
VMP-52	30	7/31/2024	50.3	0.0	N/A	55.2	0.0	0.0	0.0	0.0	0	4.9	12.9
VMP-53[11]	5	12/1/2023	53.2	0.0	N/A	51.9	0.0	0.0	0.0	0.0	0	1.7	19.0
VMP-53	5	1/24/2024	50.1	0.0	N/A	58.6	0.0	0.0	0.0	0.0	0	1.0	20.5
VMP-53	5	4/25/2024	50.2	0.0	N/A	65.1	0.0	0.0	0.0	0.0	0	1.5	19.0
VMP-53	5	7/22/2024	50.1	0.0	N/A	51.4	0.0	0.0	0.0	0.0	0	1.4	20.2
VMP-53	10	10/25/2023	53.2	0.0	N/A	50.7	0.0	0.0	0.0	0.0	0	2.6	18.2
VMP-53	10	1/24/2024	50.1	0.0	N/A	54.6	0.0	0.0	0.0	0.0	0	2.0	19.6
VMP-53	10	4/25/2024	53.2	0.0	N/A	61.2	0.0	0.0	0.0	0.0	0	1.3	19.1
VMP-53	10	7/22/2024	50.3	0.0	N/A	59.8	0.0	8.8	0.0	0.0	0	1.0	20.6
VMP-53	20	10/25/2023	58.7	0.0	N/A	55.3	0.0	0.0	0.0	0.0	0	3.4	16.8
VMP-53	20	1/24/2024	50.4	0.0	N/A	60.7	0.0	0.0	0.0	0.0	0	3.5	17.8
VMP-53	20	4/25/2024	50.1	0.0	N/A	63.3	0.0	0.0	0.0	0.0	0	2.1	18.2
VMP-53	20	7/22/2024	50.1	0.0	N/A	58.1	0.0	0.0	0.0	0.0	0	1.2	20.4
VMP-53	30	10/25/2023	63.2	0.0	N/A	52.6	0.0	0.0	0.0	0.0	0	3.8	16.2
VMP-53	30	1/24/2024	50.1	0.0	N/A	50.2	0.0	0.0	0.0	0.0	0	4.3	16.8
VMP-53	30	4/25/2024	50.4	0.0	N/A	65.1	0.0	0.0	0.0	0.0	0	2.9	17.5
VMP-53	30	7/22/2024	50.0	0.0	N/A	55.3	0.0	0.0	0.0	0.0	0	1.7	19.7
VMP-54	5	10/25/2023	50.2	0.0	N/A	55.4	0.0	0.0	0.0	0.0	0	3.3	16.7
VMP-54	5	1/24/2024	50.6	0.0	N/A	51.4	0.0	0.0	0.0	0.0	0	1.6	19.4
VMP-54	5	4/25/2024	60.1	0.0	N/A	52.3	0.0	0.0	0.0	0.0	0	2.8	17.2
VMP-54	5	7/22/2024	52.2	0.0	N/A	55.4	0.0	0.0	0.0	0.0	0	4.0	15.7
VMP-54	10	10/25/2023	50.2	0.0	N/A	58.9	0.0	0.0	0.0	0.0	0	4.0	15.1
VMP-54	10	1/24/2024	50.7	0.0	N/A	59.2	0.0	0.0	0.0	0.0	0	2.7	17.8
VMP-54	10	4/25/2024	55.2	0.0	N/A	52.8	0.0	0.0	0.0	0.0	0	2.8	16.8
VMP-54	10	7/22/2024	59.0	0.0	N/A	54.9	0.0	0.0	0.0	0.0	0	3.4	16.0
VMP-54	20	10/25/2023	50.2	0.0	N/A	56.0	0.0	0.0	0.0	0.0	0	4.9	12.9
VMP-54	20	1/24/2024	51.3	0.0	N/A	52.2	0.0	0.0	0.0	0.0	0	4.6	15.2
VMP-54	20	4/25/2024	52.1	0.0	N/A	50.3	0.0	0.0	0.0	0.0	0	3.8	14.9
VMP-54	20	7/22/2024	51.0	0.0	N/A	51.7	0.0	0.0	0.0	0.0	0	3.1	15.4
VMP-54	30	10/25/2023	50.3	0.0	N/A	54.9	0.0	0.0	0.0	0.0	0	2.4	17.1
VMP-54	30	1/24/2024	52.3	0.0	N/A	53.8	0.0	0.8	0.0	0.0	0	1.3	19.2
VMP-54	30	4/25/2024	52.1	0.0	N/A	50.1	0.0	0.0	0.0	0.0	0	2.1	17.8
VMP-54	30	7/22/2024	54.2	0.0	N/A	54.1	0.0	0.0	5.3	0.0	0	2.8	17.0

TABLE 3
SOIL VAPOR SAMPLING - TEDLAR® SAMPLING DATA

Reading Location			Shroud	Tedlar® Bag 1		Shroud	Tedlar® Bag 2						
Instrument			Dielectric		Landtec	Dielectric		FID	PID	Landtec			
Location	Depth	Date	Helium in Shroud Before (%)	Helium Before (%)	CH_4 (%)	Helium in Shroud After (%)	Helium After (%)	FID (ppmv)	PID (ppmv)	CH_4 (%)	LEL (%)	CO_2 (%)	O_2 (%)
VMP-55[8]	5	10/30/2023	NS	NS	NS	NS	NS	NS	NS	NS	NS	NS	NS
VMP-55[8]	5	1/25/2024	NS	NS	NS	NS	NS	NS	NS	NS	NS	NS	NS
VMP-55[8]	5	4/30/2024	NS	NS	NS	NS	NS	NS	NS	NS	NS	NS	NS
VMP-55[8]	5	7/23/2024	NS	NS	NS	NS	NS	NS	NS	NS	NS	NS	NS
VMP-55[8]	10	10/30/2023	NS	NS	NS	NS	NS	NS	NS	NS	NS	NS	NS
VMP-55[8]	10	1/25/2024	NS	NS	NS	NS	NS	NS	NS	NS	NS	NS	NS
VMP-55[8]	10	4/30/2024	NS	NS	NS	NS	NS	NS	NS	NS	NS	NS	NS
VMP-55[8]	10	7/23/2024	NS	NS	NS	NS	NS	NS	NS	NS	NS	NS	NS
VMP-55	20	10/30/2023	50.5	0.0	N/A	52.8	0.0	56850	339	21.0	OVR	17.3	0.2
VMP-55	20	1/25/2024	50.7	0.0	N/A	51.5	0.0	112000	208	16.4	OVR	17.5	0.2
VMP-55	20	4/30/2024	51.2	2.2	78.5	61.7	2.0	167000	268	79.8	OVR	14.6	0.2
VMP-55	20	7/23/2024	54.5	2.3	46.5	50.4	4.5	211570	311	85.1	OVR	14.3	0.6
VMP-55[8]	30	10/30/2023	NS	NS	NS	NS	NS	NS	NS	NS	NS	NS	NS
VMP-55[8]	30	1/25/2024	NS	NS	NS	NS	NS	NS	NS	NS	NS	NS	NS
VMP-55[8]	30	4/30/2024	NS	NS	NS	NS	NS	NS	NS	NS	NS	NS	NS
VMP-55[8]	30	7/23/2024	NS	NS	NS	NS	NS	NS	NS	NS	NS	NS	NS
VMP-56	10	11/1/2023	50.1	0.0	N/A	58.3	0.0	0.0	0.0	0.0	0	0.5	20.0
VMP-56	10	2/1/2024	50.1	0.0	N/A	54.0	0.1	0.0	0.0	0.0	0	0.3	20.6
VMP-56	10	5/2/2024	50.2	0.0	N/A	63.2	0.0	0.0	0.0	0.0	0	0.6	19.9
VMP-56	10	7/24/2024	61.3	0.0	N/A	53.2	0.0	0.0	0.0	0.0	0	1.1	19.6
VMP-56	25	11/1/2023	50.1	0.0	N/A	52.5	0.0	0.0	0.0	0.0	0	1.2	20.5
VMP-56	25	2/1/2024	50.7	0.0	N/A	57.4	0.0	0.0	0.0	0.0	0	0.6	20.3
VMP-56	25	5/2/2024	52.1	0.0	N/A	58.9	0.0	0.0	0.0	0.0	0	0.4	20.0
VMP-56	25	7/24/2024	54.7	0.0	N/A	51.0	0.1	0.0	0.0	0.0	0	1.2	18.4
VMP-56	38.5	11/1/2023	50.1	0.0	N/A	57.4	0.0	51290	2701	80.0	OVR	0.8	20.9
VMP-56	38.5	2/1/2024	50.1	0.0	N/A	57.4	0.1	19130	2548	18.1	OVR	0.6	20.1
VMP-56	38.5	5/2/2024	50.2	0.0	N/A	58.6	0.0	16230	2384	31.7	OVR	0.4	20.0
VMP-56	38.5	7/24/2024	51.1	0.0	N/A	56.3	0.1	658	217	0.1	2	0.6	18.9
VMP-62	5	10/26/2023	53.1	0.0	N/A	53.1	0.0	0.0	0.0	0.0	0	3.5	17.8
VMP-62	5	1/29/2024	50.1	0.0	N/A	50.0	0.0	0.0	0.0	0.0	0	2.1	19.4
VMP-62	5	4/29/2024	50.3	0.0	N/A	61.4	0.0	0.0	0.0	0.0	0	3.7	15.9
VMP-62	5	7/30/2024	69.5	0.0	N/A	58.3	0.0	0.0	0.0	0.0	0	10.5	11.1
VMP-62	10	10/26/2023	51.7	0.0	N/A	59.8	0.0	0.0	0.0	0.0	0	4.4	17.1
VMP-62	10	1/29/2024	50.1	0.0	N/A	54.2	0.0	0.0	0.0	0.0	0	2.9	19.1
VMP-62	10	4/29/2024	50.1	0.0	N/A	55.2	0.0	0.0	0.0	0.0	0	3.2	16.9
VMP-62	10	7/30/2024	55.4	0.0	N/A	52.8	0.0	0.0	0.0	0.0	0	7.8	13.0
VMP-62	20	10/26/2023	56.8	0.0	N/A	57.3	0.0	0.0	0.0	0.0	0	4.4	17.1
VMP-62	20	1/30/2024	51.2	2.5	N/A	56.7	0.3	0.0	0.0	0.0	0	2.9	20.4
VMP-62	20	4/29/2024	50.8	0.0	N/A	50.4	0.0	0.0	0.0	0.0	0	2.3	18.1
VMP-62	20	7/30/2024	50.2	0.0	N/A	53.9	0.0	0.0	0.0	0.0	0	5.5	14.9
VMP-62	30	10/26/2023	53.4	0.0	N/A	59.2	0.0	0.0	0.0	0.0	0	2.5	18.1
VMP-62	30	1/30/2024	50.1	0.0	N/A	56.8	0.0	0.0	0.0	0.0	0	2.7	20.0
VMP-62	30	4/29/2024	50.5	0.0	N/A	63.1	0.0	0.0	0.0	0.0	0	2.0	18.2
VMP-62	30	7/30/2024	50.4	0.0	N/A	51.6	0.0	0.0	0.0	0.0	0	2.1	17.4
VMP-63	5	10/27/2023	50.1	0.0	N/A	53.8	0.0	0.0	0.0	0.0	0	0.8	20.2
VMP-63	5	1/30/2024	50.1	0.0	N/A	60.7	0.0	0.0	0.0	0.0	0	0.5	20.9
VMP-63	5	5/3/2024	50.9	0.0	N/A	60.0	0.0	10.5	15.2	0.0	0	0.9	19.2
VMP-63	5	7/26/2024	50.2	0.0	N/A	53.3	0.0	0.0	0.0	0.0	0	3.3	17.6
VMP-63	10	10/27/2023	50.1	0.0	N/A	51.7	0.0	0.0	0.0	0.0	0	1.1	19.9
VMP-63	10	1/30/2024	50.1	0.0	N/A	59.4	0.0	0.0	0.0	0.0	0	0.6	20.6
VMP-63	10	5/3/2024	50.4	0.0	N/A	64.1	0.0	14.2	20.1	0.0	0	0.8	19.7
VMP-63	10	7/26/2024	50.1	0.0	N/A	56.7	0.0	0.0	0.0	0.0	0	3.0	17.6
VMP-63	20	10/27/2023	50.1	0.0	N/A	55.3	0.0	0.0	0.0	0.0	0	2.0	19.1
VMP-63[11]	20	2/29/2024	53.1	0.0	N/A	64.7	0.0	0.0	0.0	0.0	0	0.8	20.9
VMP-63	20	5/3/2024	51.1	0.0	N/A	63.7	0.0	9.7	11.1	0.0	0	0.9	19.6
VMP-63	20	7/26/2024	50.1	0.0	N/A	60.0	0.0	0.0	0.0	0.0	0	2.8	17.7
VMP-63	30	10/27/2023	50.0	0.0	N/A	50.7	0.0	0.0	0.0	0.0	0	1.4	19.6
VMP-63	30	1/30/2024	50.1	0.0	N/A	50.0	0.0	0.0	0.0	0.0	0	1.0	20.9
VMP-63	30	5/3/2024	52.1	0.0	N/A	63.9	0.0	9.3	11.4	0.0	0	1.0	18.5
VMP-63	30	7/26/2024	50.4	0.0	N/A	61.6	0.0	0.0	0.0	0.0	0	2.6	17.8
VMP-64	5	10/26/2023	53.3	0.0	N/A	60.8	0.0	0.0	0.0	0.0	0	2.0	18.8
VMP-64	5	1/29/2024	50.3	0.0	N/A	52.4	0.0	0.0	0.0	0.0	0	1.1	20.9
VMP-64	5	4/26/2024	50.2	0.0	N/A	59.2	0.0	0.0	0.0	0.0	0	2.3	17.5
VMP-64	5	7/25/2024	50.1	0.0	N/A	58.2	0.0	0.0	0.0	0.0	0	3.7	17.4
VMP-64	10	10/26/2023	51.6	0.0	N/A	52.0	0.0	0.0	0.0	0.0	0	5.7	15.5
VMP-64	10	1/29/2024	50.2	0.0	N/A	55.4	0.0	0.0	0.0	0.0	0	3.9	18.8
VMP-64	10	4/26/2024	50.1	0.0	N/A	62.1	0.0	0.0	0.0	0.0	0	3.1	17.3
VMP-64	10	7/25/2024	50.1	0.0	N/A	56.8	0.0	0.0	0.0	0.0	0	4.3	14.8

TABLE 3
SOIL VAPOR SAMPLING - TEDLAR® SAMPLING DATA

Reading Location			Shroud	Tedlar® Bag 1		Shroud	Tedlar® Bag 2						
Instrument			Dielectric		Landtec	Dielectric		FID	PID	Landtec			
Location	Depth	Date	Helium in Shroud Before (%)	Helium Before (%)	CH_4 (%)	Helium in Shroud After (%)	Helium After (%)	FID (ppmv)	PID (ppmv)	CH_4 (%)	LEL (%)	CO_2 (%)	O_2 (%)
VMP-64	20	10/26/2023	52.8	0.0	N/A	61.0	0.0	0.0	0.0	0.0	0	4.0	16.1
VMP-64	20	1/29/2024	50.1	0.0	N/A	50.0	0.0	0.0	0.0	0.0	0	4.7	17.1
VMP-64	20	4/26/2024	54.2	0.0	N/A	60.1	0.0	0.0	0.0	0.0	0	3.2	17.0
VMP-64	20	7/25/2024	51.2	0.0	N/A	59.8	0.0	0.0	0.0	0.0	0	3.4	16.4
VMP-64[8]	28	10/26/2023	NS	NS	NS	NS	NS	NS	NS	NS	NS	NS	NS
VMP-64[8]	28	1/29/2024	NS	NS	NS	NS	NS	NS	NS	NS	NS	NS	NS
VMP-64[8]	28	4/26/2024	NS	NS	NS	NS	NS	NS	NS	NS	NS	NS	NS
VMP-64[8]	28	7/25/2024	NS	NS	NS	NS	NS	NS	NS	NS	NS	NS	NS

Notes:
1. OVR is used to indicate a reading over range for the FID, PID, or Landtec.
2. N/A is used to indicate that a reading was not collected because it was unnecessary (i.e., CH_4 on Tedlar® Bag 1 if helium in Bag was minimal).
3. NM is used to indicate that a reading was not measured.
4. NS is used to indicate that a reading was not collected because the port could not be sampled.
5. FID readings were taken with a TVA-2020. When oxygen concentrations were <14%, or when the sample put the flame out, a dilution tip was used when analyzing samples with the FID.
   The dilution tip introduces ambient air in a 10:1 ratio to the sample, which requires the sample readings to be multiplied by 10 to get the actual value.
   The FID readings in this table illustrate the actual FID values that were represented in each sample.
6. Negative readings on the FID are recorded as zero.
7. VMP not sampled due to port integrity.
8. VMP not sampled because screen submerged below water table, capillary fringe, or a temporary water condition.
9. VMP re-sampled due to elevated helium readings (>10% of shroud) in canister at the laboratory.
10. VMP not sampled because it was inaccessible due to parking or nearby opperations.
11. VMP re-sampled due to anomalous results in the initial sample.
12. VMP re-sampled due to issues with the canister after arriving at the laboratory.

TABLE 4
SOIL VAPOR SCREENING CRITERIA

Chemical	Residential (mg/m^3)	Industrial/ Commercial (mg/m^3)
TO-15 Analytes		
Acetone	750,000	750,000
Benzene	0.37	2.8
Bromodichloromethane	450,000	450,000
Bromoform	11.0	52.0
Bromomethane	6.9	42.0
1,3-Butadiene		
2-Butanone	6,400	40,000
Carbon disulfide	780	5,300
Carbon tetrachloride	0.21	1.5
Chlorobenzene	69.0	420
Chlorodibromomethane	57,000	57,000
Chloroethane		
Chloroform	0.11	0.92
Chloromethane		
Allyl chloride (3-Chloropropene)		
alpha-Chlorotoluene		
Cyclohexane		
1,2-Dibromo-3-chloropropane (DBCP)	0.0012	0.0062
1,2-Dibromoethane (EDB)	0.0078	0.048
1,2-Dichlorobenzene	290	1,700
1,3-Dichlorobenzene		
1,4-Dichlorobenzene	1,200	6,800
Dichlorodifluoromethane (Freon 12)	270	1,700
1,1-Dichloroethane	690	4,200
1,2-Dichloroethane	0.099	0.81
1,1-Dichloroethene	240	1,600
cis-1,2-Dichloroethene	1,100,000	1,100,000
trans-1,2-Dichloroethene	85.0	510
Dichloromethane (Methylene chloride)	5.6	45.0
1,2-Dichloropropane	0.31	2.3
cis-1,3-Dichloropropene	0.9	6.2
trans-1,3-Dichloropropene	0.9	6.2
1,4-Dioxane	0.22	2.3
Ethanol		
Ethylbenzene	1.3	9.3
4-Ethyltoluene		
Freon 113		
Freon 114		
Heptane		
Hexachlorobutadiene		
Hexane		
2-Hexanone (Methyl N-Butyl Ketone)		
Isopropylbenzene (Cumene)	600	3,500
4-Methyl-2-pentanone (Methyl Isobutyl Ketone)		
Methyl tert-Butyl Ether (MTBE)	3,700	24,000
n-Propylbenzene		
2-Propanol		
Styrene	1,400	8,500
Tetrachloroethene	0.55	4.0
1,1,2,2-Tetrachloroethane		
Tetrahydrofuran		
Toluene	6,200	40,000
1,2,4-Trichlorobenzene	5.4	25.0
Trichloroethene	1.5	12.0
1,1,1-Trichloroethane (Methyl chloroform)	6,600	41,000
1,1,2-Trichloroethane	170,000	170,000
Trichloroflouromethane (Freon 11)	860	5,600
1,2,4-Trimethylbenzene		
1,3,5-Trimethylbenzene		
2,2,4-Trimethylpentane		
Vinyl chloride	0.29	4.8
Xylenes (total)	140	840
m,p-Xylene	130	820
o-Xylenes	120	790

Note:

1. Screening criteria source: Illinois Pollution Control Board, Tiered Approach to Corrective Action (TACO) Title 35 - Subtitle G; Chapter I, Subchapter f; Part 742; Appendix B, Table H: Tier 1 Indoor Inhalation Remediation Objectives for Residential and Industrial/Commercial Properties for the Diffusion and Advection Exposure Route, July 15, 2013.

2. Blank cells indicate that chemical does not have screening criteria.

SEE LAST PAGE OF TABLE FOR NOTES

TABLE 5
HISTORICAL SUMMARY OF SOIL VAPOR ANALYTICAL DETECTIONS AND SCREENING RESULTS: VILLAGE - VOCS

Location	Depth (ft bgs)	Sample ID	Sample Date	Benzene			Bromodichloromethane			Butane			Carbon Tetrachloride			Chlorobenzene			Chloroform			Chloromethane			1,2-Dibromoethane (EDB)		
				0.37			450000						0.21			69			0.11						0.0078		
				Result (mg/m^3)	Lab Quals	AECOM Quals	Result (mg/m^3)	Lab Quals	AECOM Quals	Result (mg/m^3)	Lab Quals	AECOM Quals	Result (mg/m^3)	Lab Quals	AECOM Quals	Result (mg/m^3)	Lab Quals	AECOM Quals	Result (mg/m^3)	Lab Quals	AECOM Quals	Result (mg/m^3)	Lab Quals	AECOM Quals	Result (mg/m^3)	Lab Quals	AECOM Quals
VMP-1	5	VMP-1-5-102723	10/27/2023	< 0.0032	U		< 0.0068	U		0.0092	J		< 0.0064	U		< 0.0046	U		< 0.0049	U		< 0.021	U		< 0.0078	U	
VMP-1	5	VMP-1-5-013024	1/30/2024	0.0014	J		< 0.0074	U		< 0.01	U		< 0.0069	U		< 0.0051	U		< 0.0054	U		< 0.023	U		< 0.0084	U	
VMP-1	5	VMP-1-5-050324	5/3/2024	< 0.0038	U		< 0.0081	U		< 0.011	U		< 0.0076	U		< 0.0055	U		< 0.0059	U		< 0.025	U		< 0.0092	U	
VMP-1	5	VMP-1-5-072624	7/26/2024	< 0.0040	U		< 0.0084	U		< 0.012	U		< 0.0079	U		< 0.0058	U		< 0.0061	U		< 0.026	U		< 0.0096	U	
VMP-1	8.5	VMP-1-8.5-102723	10/27/2023	0.00099	J		< 0.0073	U		< 0.01	U		< 0.0068	U		< 0.0050	U		< 0.0053	U		< 0.022	U		< 0.0083	U	
VMP-1	8.5	VMP-1-8.5-013024	1/30/2024	< 0.0035	U		< 0.0074	U		< 0.01	U		< 0.0069	U		< 0.0051	U		< 0.0054	U		< 0.023	U		< 0.0084	U	
VMP-1	8.5	VMP-1-8.5-013024-DUP	1/30/2024	< 0.0032	U		< 0.0068	U		< 0.0096	U		< 0.0064	U		< 0.0046	U		< 0.0049	U		< 0.021	U		< 0.0078	U	
VMP-1	8.5	VMP-1-8.5-050324	5/3/2024	< 0.0039	U		< 0.0081	U		< 0.012	U		< 0.0076	U		< 0.0056	U		< 0.0059	U		< 0.025	U		< 0.0093	U	
VMP-1	8.5	VMP-1-8.5-072624	7/26/2024	< 0.0033	U		< 0.0069	U		< 0.0098	U		< 0.0065	U		< 0.0048	U		0.0013	J		< 0.021	U		< 0.0080	U	
VMP-1	38.5	VMP-1-38.5-013024	1/30/2024	0.00088	J		< 0.0069	U		< 0.0097	U		< 0.0064	U		< 0.0047	U		< 0.0050	U		< 0.021	U		< 0.0079	U	
VMP-1	38.5	VMP-1-38.5-050324	5/3/2024	< 0.0036	U		< 0.0075	U		< 0.011	U		< 0.0070	U		< 0.0051	U		< 0.0054	U		< 0.023	U		< 0.0086	U	
VMP-1	38.5	VMP-1-38.5-072624	7/26/2024	< 0.0038	U		< 0.0079	U		< 0.011	U		< 0.0074	U		< 0.0054	U		< 0.0058	U		< 0.024	U		< 0.0091	U	
VMP-2	5	VMP-2-5-103023	10/30/2023	< 0.0033	U		< 0.0069	U		< 0.0098	U		< 0.0065	U		< 0.0047	U		< 0.0050	U		< 0.021	U		< 0.0079	U	
VMP-2	5	VMP-2-5-013124	1/31/2024	< 0.0033	U		< 0.0069	U		< 0.0098	U		< 0.0065	U		< 0.0047	U		< 0.0050	U		< 0.021	U		< 0.0079	U	
VMP-2	5	VMP-2-5-050624	5/6/2024	< 0.0036	U		< 0.0076	U		< 0.011	U		< 0.0071	U		< 0.0052	U		0.0041	J		< 0.023	U		< 0.0087	U	
VMP-2	5	VMP-2-5-072324	7/23/2024	< 0.0036	U		< 0.0076	U		< 0.011	U		< 0.0072	U		< 0.0052	U		< 0.0056	U		< 0.024	U		< 0.0088	U	
VMP-2	8.5	VMP-2-8.5-103023	10/30/2023	< 0.0034	U		< 0.0071	U		< 0.01	U		< 0.0066	U		< 0.0048	U		< 0.0052	U		< 0.022	U		< 0.0081	U	
VMP-2	8.5	VMP-2-8.5-013124	1/31/2024	< 0.0035	U		< 0.0073	U		< 0.01	U		< 0.0069	U		< 0.0050	U		< 0.0053	U		< 0.023	U		< 0.0084	U	
VMP-2	8.5	VMP-2-8.5-050624	5/6/2024	< 0.0034	U		0.0023	J		< 0.01	U		< 0.0067	U		< 0.0049	U		0.0067			< 0.022	U		< 0.0082	U	
VMP-2	8.5	VMP-2-8.5-072324	7/23/2024	< 0.0034	U		0.0049	J		0.0059	J		< 0.0067	U		< 0.0049	U		0.0096			< 0.022	U		< 0.0082	U	
VMP-2	22	VMP-2-22-103023	10/30/2023	0.0044			< 0.0067	U		< 0.0096	U		< 0.0063	U		< 0.0046	U		0.0012	J		< 0.021	U		< 0.0077	U	
VMP-2	22	VMP-2-22-013124	1/31/2024	< 0.0033	U		< 0.0069	U		< 0.0098	U		< 0.0065	U		< 0.0047	U		0.0015	J		< 0.021	U		< 0.0079	U	
VMP-2	22	VMP-2-22-050624	5/6/2024	< 0.0032	U		0.0055	J		< 0.0096	U		< 0.0064	U		< 0.0046	U		0.01			< 0.021	U		< 0.0078	U	
VMP-2	22	VMP-2-22-072324	7/23/2024	< 0.0035	U		0.013			< 0.01	U		< 0.0069	U		< 0.0050	U		0.019			< 0.023	U		< 0.0084	U	
VMP-2	42	VMP-2-42-072324	7/23/2024	< 36	U		< 76	U		3000			< 72	U		< 52	U		< 56	U		< 94	U		< 88	U	
VMP-3	5	VMP-3-5-110223	11/2/2023	< 0.0032	U		< 0.0068	U		< 0.0096	U		< 0.0064	U		< 0.0047	U		< 0.0050	U		< 0.021	U		< 0.0078	U	
VMP-3	5	VMP-3-5-022924	2/29/2024	< 0.0036	U		< 0.0075	U		< 0.011	U		< 0.0070	U		< 0.0051	U		< 0.0054	U		< 0.023	U		< 0.0086	U	
VMP-3	5	VMP-3-5-050224	5/2/2024	< 0.0038	U		< 0.0080	U		< 0.011	U		< 0.0075	U		< 0.0055	U		< 0.0058	U		< 0.025	U		< 0.0092	U	
VMP-3	5	VMP-3-5-072524	7/25/2024	< 0.0037	U		< 0.0078	U		< 0.011	U		< 0.0073	U		< 0.0053	U		< 0.0057	U		< 0.024	U		< 0.0089	U	
VMP-3	10	VMP-3-10-110223	11/2/2023	0.0036			< 0.0066	U		0.0040	J		< 0.0062	U		< 0.0045	U		< 0.0048	U		< 0.02	U		< 0.0076	U	
VMP-3	10	VMP-3-10-020224	2/2/2024	< 0.0029	U		< 0.0062	U		< 0.0087	U		< 0.0058	U		< 0.0042	U		< 0.0045	U		< 0.019	U		< 0.0071	U	
VMP-3	10	VMP-3-10-050224	5/2/2024	< 0.0038	U		< 0.0081	U		< 0.011	U		< 0.0076	U		< 0.0055	U		< 0.0059	U		< 0.025	U		< 0.0092	U	
VMP-3	10	VMP-3-10-072524	7/25/2024	0.00093	J		< 0.0077	U		< 0.011	U		< 0.0072	U		< 0.0053	U		< 0.0056	U		< 0.024	U		< 0.0088	U	
VMP-3	22	VMP-3-22-110223	11/2/2023	< 0.0033	U		< 0.0069	U		< 0.0097	U		< 0.0064	U		< 0.0047	U		0.0037	J		< 0.021	U		< 0.0079	U	
VMP-3	22	VMP-3-22-020224	2/2/2024	< 0.0032	U		< 0.0067	U		< 0.0096	U		< 0.0063	U		< 0.0046	U		0.0034	J		< 0.021	U		< 0.0077	U	
VMP-3	22	VMP-3-22-050224	5/2/2024	< 0.0039	U		< 0.0081	U		< 0.012	U		< 0.0076	U		< 0.0056	U		0.0015	J		< 0.025	U		< 0.0093	U	
VMP-3	22	VMP-3-22-090924	9/9/2024	< 0.0038	U		< 0.0080	U		< 0.011	U		< 0.0075	U		< 0.0055	U		0.0044	J		< 0.025	U		< 0.0092	U	
VMP-3	31.5	VMP-3-31.5-110223	11/2/2023	< 0.0032	U		< 0.0066	U		< 0.0094	U		< 0.0062	U		< 0.0046	U		< 0.0048	U		< 0.02	U		< 0.0076	U	
VMP-3	31.5	VMP-3-31.5-020224	2/2/2024	< 0.0031	U		< 0.0065	U		< 0.0093	U		< 0.0061	U		< 0.0045	U		0.0011	J		< 0.02	U		< 0.0075	U	
VMP-3	31.5	VMP-3-31.5-050224	5/2/2024	< 0.0040	U		< 0.0083	U		< 0.012	U		< 0.0078	U		< 0.0057	U		< 0.0060	U		< 0.026	U		< 0.0095	U	
VMP-3	31.5	VMP-3-31.5-072524	7/25/2024	0.0020	J		< 0.0080	U		< 0.011	U		< 0.0075	U		< 0.0055	U		< 0.0058	U		< 0.025	U		< 0.0092	U	
VMP-3	39	VMP-3-39-050224	5/2/2024	< 0.46	U		< 0.97	U		42			< 0.91	U		< 0.67	U		< 0.71	U		< 1.2	U		< 1.1	U	
VMP-4	5	VMP-4-5-103123	10/31/2023	< 0.0032	U		< 0.0068	U		< 0.0096	U		< 0.0064	U		< 0.0046	U		< 0.0049	U		< 0.021	U		< 0.0078	U	
VMP-4	5	VMP-4-5-020224	2/2/2024	< 0.0036	U		< 0.0075	U		0.0044	J		< 0.0070	U		< 0.0052	U		< 0.0055	U		< 0.023	U		< 0.0086	U	
VMP-4	5	VMP-4-5-050624	5/6/2024	< 0.0033	U		< 0.0069	U		< 0.0098	U		< 0.0065	U		< 0.0047	U		< 0.0050	U		< 0.021	U		< 0.0079	U	
VMP-4	5	VMP-4-5-050624-DUP	5/6/2024	< 0.0034	U		< 0.0071	U		< 0.01	U		< 0.0067	U		< 0.0049	U		< 0.0052	U		< 0.022	U		< 0.0081	U	
VMP-4	5	VMP-4-5-072924	7/29/2024	< 0.0038	U		< 0.0079	U		< 0.011	U		< 0.0074	U		< 0.0054	U		< 0.0057	U		< 0.024	U		< 0.0090	U	
VMP-4	5	VMP-4-5-072924-DUP	7/29/2024	< 0.0036	U		< 0.0076	U		< 0.011	U		< 0.0072	U		< 0.0052	U		< 0.0056	U		< 0.024	U		< 0.0088	U	
VMP-4	12	VMP-4-12-103123	10/31/2023	< 0.0034	U		< 0.0071	U		< 0.01	U		< 0.0067	U		< 0.0049	U		0.017			< 0.022	U		< 0.0082	U	
VMP-4	12	VMP-4-12-103123-DUP	10/31/2023	< 0.0033	U		< 0.0069	U		< 0.0098	U		< 0.0065	U		< 0.0048	U		0.017			< 0.021	U		< 0.0080	U	
VMP-4	12	VMP-4-12-020224	2/2/2024	< 0.0034	U		< 0.0072	U		0.012			< 0.0068	U		< 0.0050	U		< 0.0053	U		< 0.022	U		< 0.0083	U	
VMP-4	12	VMP-4-12-050624	5/6/2024	< 0.0036	U		< 0.0075	U		< 0.011	U		< 0.0071	U		< 0.0052	U		< 0.0055	U		< 0.023	U		< 0.0086	U	
VMP-4	12	VMP-4-12-072924	7/29/2024	0.00086	J		< 0.0072	U		< 0.01	U		< 0.0068	U		< 0.0049	U		< 0.0052	U		< 0.022	U		< 0.0083	U	
VMP-4	23.5	VMP-4-23.5-103123	10/31/2023	< 0.0033	U		< 0.0070	U		< 0.0099	U		< 0.0065	U		< 0.0048	U		0.0030	J		< 0.021	U		< 0.0080	U	
VMP-4	23.5	VMP-4-23.5-020224	2/2/2024	0.0010	J		< 0.0071	U		< 0.01	U		< 0.0067	U		< 0.0049	U		0.0057			< 0.022	U		< 0.0081	U	
VMP-4	23.5	VMP-4-23.5-050624	5/6/2024	< 0.0033	U		< 0.0070	U		< 0.0099	U		< 0.0065	U		< 0.0048	U		0.0053			< 0.021	U		< 0.0080	U	
VMP-4	23.5	VMP-4-23.5-073024	7/30/2024	< 0.0034	U		< 0.0071	U		< 0.01	U		< 0.0067	U		< 0.0049	U		< 0.0052	U		< 0.022	U		< 0.0082	U	
VMP-5	5	VMP-5-5-103023	10/30/2023	< 0.0033	U		< 0.0070	U		< 0.0099	U		< 0.0066	U		< 0.0048	U		< 0.0051	U		< 0.022	U		< 0.0080	U	
VMP-5	5	VMP-5-5-012924	1/29/2024	< 0.0031	U		< 0.0065	U		< 0.0093	U		< 0.0061	U		< 0.0045	U		< 0.0048	U		< 0.02	U		< 0.0075	U	
VMP-5	5	VMP-5-5-050124	5/1/2024	< 0.0034	U		< 0.0071	U		< 0.01	U		< 0.0067	U		< 0.0049	U		0.0015	J		< 0.022	U		< 0.0082	U	
VMP-5	5	VMP-5-5-072924	7/29/2024	< 0.0038	U		< 0.0079	U		< 0.011	U		< 0.0074	U		< 0.0054	U		< 0.0058	U		< 0.024	U		< 0.0091	U	
VMP-5	12.5	VMP-5-12.5-103023	10/30/2023	< 0.0033	U		< 0.0069	U		< 0.0098	U		< 0.0065	U		< 0.0047	U		< 0.0050	U		< 0.021	U		< 0.0079	U	
VMP-5	12.5	VMP-5-12.5-012924	1/29/2024	< 0.0032	U		< 0.0067	U		< 0.0095	U		< 0.0063	U		< 0.0046	U		< 0.0049	U		< 0.021	U		< 0.0077	U	
VMP-5	12.5	VMP-5-12.5-050124	5/1/2024	< 0.0034	U		< 0.0072	U		< 0.01	U		< 0.0067	U		< 0.0049	U		0.0017	J		< 0.022	U		< 0.0082	U	
VMP-5	12.5	VMP-5-12.5-072924	7/29/2024	< 0.0039	U		< 0.0083	U		< 0.012	U		< 0.0078	U		< 0.0057	U		< 0.0060	U		< 0.026	U		< 0.0095	U	

SEE LAST PAGE OF TABLE FOR NOTES

TABLE 5
HISTORICAL SUMMARY OF SOIL VAPOR ANALYTICAL DETECTIONS AND SCREENING RESULTS: VILLAGE - VOCS

Location	Depth (ft bgs)	Sample ID	Sample Date	Benzene			Bromodichloromethane			Butane			Carbon Tetrachloride			Chlorobenzene			Chloroform			Chloromethane			1,2-Dibromoethane (EDB)		
				0.37			450000						0.21			69			0.11						0.0078		
				Result (mg/m^3)	Lab Quals	AECOM Quals	Result (mg/m^3)	Lab Quals	AECOM Quals	Result (mg/m^3)	Lab Quals	AECOM Quals	Result (mg/m^3)	Lab Quals	AECOM Quals	Result (mg/m^3)	Lab Quals	AECOM Quals	Result (mg/m^3)	Lab Quals	AECOM Quals	Result (mg/m^3)	Lab Quals	AECOM Quals	Result (mg/m^3)	Lab Quals	AECOM Quals
VMP-5	31	VMP-5-31-103023	10/30/2023	< 0.0032	U		< 0.0066	U		< 0.0094	U		< 0.0062	U		< 0.0046	U		0.0080			< 0.02	U		< 0.0076	U	
VMP-5	31	VMP-5-31-012924	1/29/2024	< 0.0036	U		< 0.0075	U		< 0.011	U		< 0.0070	U		< 0.0051	U		0.0088			< 0.023	U		< 0.0086	U	
VMP-5	31	VMP-5-31-050124	5/1/2024	< 0.0034	U		< 0.0072	U		< 0.01	U		< 0.0067	U		< 0.0049	U		0.0019	J		< 0.022	U		< 0.0082	U	
VMP-5	31	VMP-5-31-050124-DUP	5/1/2024	< 0.0032	U		< 0.0066	U		< 0.0094	U		< 0.0062	U		< 0.0046	U		0.0020	J		< 0.02	U		< 0.0076	U	
VMP-5	31	VMP-5-31-072924	7/29/2024	< 0.0036	U		< 0.0076	U		< 0.011	U		< 0.0071	U		< 0.0052	U		0.0042	J		< 0.023	U		< 0.0087	U	
VMP-5	40	VMP-5-40-103123	10/31/2023	< 0.0035	U		< 0.0073	U		< 0.01	U		< 0.0068	U		< 0.0050	U		0.0076			< 0.022	U		< 0.0083	U	
VMP-5	40	VMP-5-40-012924	1/29/2024	< 0.0033	U		< 0.0069	U		< 0.0098	U		< 0.0065	U		< 0.0047	U		< 0.0050	U		< 0.021	U		< 0.0079	U	
VMP-5	40	VMP-5-40-050124	5/1/2024	< 0.0034	U		< 0.0072	U		< 0.01	U		< 0.0068	U		< 0.0050	U		0.0013	J		< 0.022	U		< 0.0083	U	
VMP-5	40	VMP-5-40-072924	7/29/2024	< 0.0039	U		< 0.0082	U		< 0.012	U		< 0.0077	U		< 0.0056	U		0.0038	J		< 0.025	U		< 0.0094	U	
VMP-6	5	VMP-6-5-110123	11/1/2023	< 0.0034	U		< 0.0072	U		< 0.01	U		< 0.0067	U		< 0.0049	U		< 0.0052	U		< 0.022	U		< 0.0082	U	
VMP-6	5	VMP-6-5-020124	2/1/2024	< 0.0035	U		< 0.0073	U		< 0.01	U		< 0.0068	U		< 0.0050	U		< 0.0053	U		< 0.022	U		< 0.0083	U	
VMP-6	5	VMP-6-5-020124-DUP	2/1/2024	< 0.0035	U		< 0.0073	U		< 0.01	U		< 0.0068	U		< 0.0050	U		< 0.0053	U		< 0.022	U		< 0.0084	U	
VMP-6	5	VMP-6-5-043024	4/30/2024	< 0.0041	U		< 0.0086	U		< 0.012	U		< 0.0081	U		< 0.0059	U		< 0.0063	U		< 0.026	U		< 0.0099	U	
VMP-6	5	VMP-6-5-043024-DUP	4/30/2024	< 0.0041	U		< 0.0086	U		< 0.012	U		< 0.0080	U		< 0.0059	U		< 0.0062	U		< 0.026	U		< 0.0098	U	
VMP-6	5	VMP-6-5-072424	7/24/2024	< 0.0036	U		< 0.0077	U		< 0.011	U		< 0.0072	U		< 0.0053	U		< 0.0056	U		< 0.024	U		< 0.0088	U	
VMP-6	10	VMP-6-10-110123	11/1/2023	< 0.0036	U		< 0.0076	U		< 0.011	U		< 0.0072	U		< 0.0052	U		< 0.0056	U		< 0.024	U		< 0.0088	U	
VMP-6	10	VMP-6-10-020124	2/1/2024	< 0.0034	U		< 0.0072	U		< 0.01	U		< 0.0068	U		< 0.0050	U		< 0.0053	U		< 0.022	U		< 0.0083	U	
VMP-6	10	VMP-6-10-043024	4/30/2024	< 0.0039	U		< 0.0082	U		0.041			< 0.0077	U		0.0030	J		< 0.0060	U		< 0.025	U		< 0.0094	U	
VMP-6	10	VMP-6-10-072424	7/24/2024	< 0.0036	U		< 0.0077	U		< 0.011	U		< 0.0072	U		< 0.0053	U		0.0025	J		< 0.024	U		< 0.0088	U	
VMP-6	31.5	VMP-6-31.5-110123	11/1/2023	< 0.0033	U		< 0.0069	U		< 0.0098	U		< 0.0065	U		< 0.0048	U		0.0013	J		< 0.021	U		< 0.0080	U	
VMP-6	31.5	VMP-6-31.5-020124	2/1/2024	0.0016	J		< 0.0076	U		< 0.011	U		< 0.0072	U		< 0.0052	U		< 0.0056	U		< 0.024	U		< 0.0088	U	
VMP-6	31.5	VMP-6-31.5-043024	4/30/2024	< 0.0039	U		< 0.0082	U		< 0.012	U		< 0.0077	U		< 0.0056	U		< 0.0060	U		< 0.025	U		< 0.0094	U	
VMP-6	31.5	VMP-6-31.5-072424	7/24/2024	< 0.0036	U		< 0.0075	U		< 0.011	U		< 0.0071	U		< 0.0052	U		0.0016	J		< 0.023	U		< 0.0086	U	
VMP-6	31.5	VMP-6-31.5-072424-DUP	7/24/2024	< 0.0034	U		< 0.0071	U		< 0.01	U		< 0.0067	U		< 0.0049	U		< 0.0052	U		< 0.022	U		< 0.0082	U	
VMP-6	39	VMP-6-39-110123	11/1/2023	< 0.48	U		< 1	U		38			< 0.94	U		< 0.69	U		< 0.73	U		< 3.1	U		< 1.2	U	
VMP-6	39	VMP-6-39-020124	2/1/2024	< 0.0035	U		< 0.0073	U		< 0.01	U		< 0.0068	U		< 0.0050	U		< 0.0053	U		< 0.022	U		< 0.0084	U	
VMP-6	39	VMP-6-39-043024	4/30/2024	< 0.0037	U		< 0.0078	U		< 0.011	U		< 0.0073	U		< 0.0054	U		< 0.0057	U		< 0.024	U		< 0.0090	U	
VMP-6	39	VMP-6-39-072424	7/24/2024	0.0017	J		< 0.0075	U		< 0.011	U		< 0.0070	U		< 0.0051	U		< 0.0054	U		< 0.023	U		< 0.0086	U	
VMP-7	5	VMP-7-5-102623	10/26/2023	< 0.0034	U		< 0.0071	U		< 0.01	U		< 0.0067	U		< 0.0049	U		< 0.0052	U		< 0.022	U		< 0.0082	U	
VMP-7	5	VMP-7-5-013024	1/30/2024	< 0.0034	U		< 0.0072	U		< 0.01	U		< 0.0068	U		< 0.0049	U		< 0.0052	U		< 0.022	U		< 0.0083	U	
VMP-7	5	VMP-7-5-050324	5/3/2024	< 0.0035	U		< 0.0074	U		< 0.01	U		< 0.0069	U		< 0.0051	U		< 0.0054	U		< 0.023	U		< 0.0084	U	
VMP-7	5	VMP-7-5-072524	7/25/2024	< 0.0036	U		< 0.0075	U		< 0.011	U		< 0.0070	U		< 0.0052	U		0.0018	J		< 0.023	U		< 0.0086	U	
VMP-7	13.5	VMP-7-13.5-102623	10/26/2023	< 0.0035	U		< 0.0074	U		< 0.01	U		< 0.0070	U		< 0.0051	U		< 0.0054	U		< 0.023	U		< 0.0085	U	
VMP-7	13.5	VMP-7-13.5-013024	1/30/2024	< 0.0031	U		< 0.0066	U		< 0.0094	U		< 0.0062	U		< 0.0045	U		0.0017	J		< 0.02	U		< 0.0076	U	
VMP-7	13.5	VMP-7-13.5-050324	5/3/2024	< 0.0034	U		< 0.0071	U		< 0.01	U		< 0.0067	U		< 0.0049	U		< 0.0052	U		< 0.022	U		< 0.0081	U	
VMP-7	13.5	VMP-7-13.5-050324-DUP	5/3/2024	< 0.0034	U		< 0.0072	U		< 0.01	U		< 0.0068	U		< 0.0050	U		< 0.0053	U		< 0.022	U		< 0.0083	U	
VMP-7	13.5	VMP-7-13.5-072524	7/25/2024	< 0.0034	U		< 0.0072	U		< 0.01	U		< 0.0067	U		< 0.0049	U		0.0020	J		< 0.022	U		< 0.0082	U	
VMP-7	29.5	VMP-7-29.5-102623	10/26/2023	< 0.0035	U		< 0.0073	U		< 0.01	U		< 0.0069	U		< 0.0050	U		0.0022	J		< 0.023	U		< 0.0084	U	
VMP-7	29.5	VMP-7-29.5-013024	1/30/2024	< 0.0032	U		< 0.0066	U		< 0.0094	U		< 0.0062	U		< 0.0046	U		0.0027	J		< 0.02	U		< 0.0076	U	
VMP-7	29.5	VMP-7-29.5-050324	5/3/2024	< 0.0035	U		< 0.0074	U		< 0.01	U		< 0.0070	U		< 0.0051	U		0.0014	J		< 0.023	U		< 0.0085	U	
VMP-7	29.5	VMP-7-29.5-072524	7/25/2024	< 0.0037	U		< 0.0078	U		< 0.011	U		< 0.0073	U		< 0.0053	U		< 0.0057	U		< 0.024	U		< 0.0089	U	
VMP-7	38	VMP-7-38-102623	10/26/2023	< 0.0034	U		< 0.0071	U		< 0.01	U		< 0.0066	U		< 0.0048	U		0.0015	J		< 0.022	U		< 0.0081	U	
VMP-7	38	VMP-7-38-013024	1/30/2024	< 0.0031	U		< 0.0066	U		< 0.0094	U		< 0.0062	U		< 0.0045	U		0.0019	J		< 0.02	U		< 0.0076	U	
VMP-7	38	VMP-7-38-050324	5/3/2024	< 0.0034	U		< 0.0070	U		< 0.01	U		< 0.0066	U		< 0.0048	U		0.0013	J		< 0.022	U		< 0.0081	U	
VMP-7	38	VMP-7-38-072524	7/25/2024	0.0012	J		< 0.0072	U		< 0.01	U		< 0.0067	U		< 0.0049	U		0.0020	J		< 0.022	U		< 0.0082	U	
VMP-8	5	VMP-8-5-102523	10/25/2023	< 0.0035	U		< 0.0074	U		< 0.01	U		< 0.0070	U		< 0.0051	U		< 0.0054	U		< 0.023	U		< 0.0085	U	
VMP-8	5	VMP-8-5-012424	1/24/2024	< 0.0033	U		< 0.0069	U		0.0055	J		< 0.0064	U		< 0.0047	U		< 0.0050	U		< 0.021	U		< 0.0079	U	
VMP-8	5	VMP-8-5-042524	4/25/2024	< 0.0034	U		< 0.0072	U		< 0.01	U		< 0.0068	U		< 0.0049	U		< 0.0052	U		< 0.022	U		< 0.0083	U	
VMP-8	5	VMP-8-5-072224	7/22/2024	0.00087	J		< 0.0067	U		< 0.0095	U		< 0.0063	U		< 0.0046	U		0.0015	J		< 0.021	U		< 0.0077	U	
VMP-8	9.5	VMP-8-9.5-102523	10/25/2023	< 0.0035	U		< 0.0073	U		< 0.01	U		< 0.0068	U		< 0.0050	U		< 0.0053	U		< 0.022	U		< 0.0084	U	
VMP-8	9.5	VMP-8-9.5-012424	1/24/2024	< 0.0033	U		< 0.0070	U		< 0.0099	U		< 0.0065	U		< 0.0048	U		< 0.0051	U		< 0.021	U		< 0.0080	U	
VMP-8	9.5	VMP-8-9.5-042524	4/25/2024	< 0.0032	U		< 0.0068	U		< 0.0096	U		< 0.0064	U		< 0.0046	U		< 0.0049	U		< 0.021	U		< 0.0078	U	
VMP-8	9.5	VMP-8-9.5-072224	7/22/2024	< 0.0034	U		< 0.0072	U		< 0.01	U		< 0.0068	U		< 0.0050	U		0.0013	J		< 0.022	U		< 0.0083	U	
VMP-8	23.5	VMP-8-23.5-102523	10/25/2023	< 0.0034	U		< 0.0072	U		< 0.01	U		< 0.0067	U		< 0.0049	U		< 0.0052	U		< 0.022	U		< 0.0082	U	
VMP-8	23.5	VMP-8-23.5-012424	1/24/2024	0.0014	J		< 0.0069	U		< 0.0098	U		< 0.0065	U		< 0.0047	U		< 0.0050	U		< 0.021	U		< 0.0079	U	
VMP-8	23.5	VMP-8-23.5-012424-DUP	1/24/2024	0.0011	J		< 0.0072	U		< 0.01	U		< 0.0068	U		< 0.0049	U		< 0.0052	U		< 0.022	U		< 0.0083	U	
VMP-8	23.5	VMP-8-23.5-042524	4/25/2024	< 0.0034	U		< 0.0072	U		< 0.01	U		< 0.0067	U		< 0.0049	U		< 0.0052	U		< 0.022	U		< 0.0082	U	
VMP-8	23.5	VMP-8-23.5-072224	7/22/2024	0.0012	J		< 0.0073	U		< 0.01	U		< 0.0068	U		< 0.0050	U		< 0.0053	U		< 0.022	U		< 0.0084	U	
VMP-8	35.5	VMP-8-35.5-102523	10/25/2023	< 0.0034	U		< 0.0071	U		< 0.01	U		< 0.0067	U		< 0.0049	U		< 0.0052	U		< 0.022	U		< 0.0081	U	
VMP-8	35.5	VMP-8-35.5-012424	1/24/2024	< 0.0033	U		< 0.0069	U		0.018			< 0.0065	U		< 0.0048	U		< 0.0050	U		< 0.021	U		< 0.0080	U	
VMP-8	35.5	VMP-8-35.5-042524	4/25/2024	< 0.0034	U		< 0.0070	U		< 0.01	U		< 0.0066	U		< 0.0048	U		< 0.0051	U		< 0.022	U		< 0.0081	U	
VMP-8	35.5	VMP-8-35.5-090924	9/9/2024	0.014			< 0.0069	U		0.0094	J		< 0.0065	U		< 0.0048	U		0.0015	J		< 0.021	U		< 0.0080	U	
VMP-9	5	VMP-9-5-102523	10/25/2023	< 0.0034	U		< 0.0072	U		< 0.01	U		< 0.0068	U		< 0.0049	U		< 0.0052	U		< 0.022	U		< 0.0083	U	
VMP-9	5	VMP-9-5-012424	1/24/2024	< 0.0034	U		< 0.0070	U		< 0.01	U		< 0.0066	U		< 0.0048	U		< 0.0051	U		< 0.022	U		< 0.0081	U	
VMP-9	5	VMP-9-5-042524	4/25/2024	< 0.0035	U		< 0.0074	U		< 0.01	U		< 0.0070	U		< 0.0051	U		< 0.0054	U		< 0.023	U		< 0.0085	U	
VMP-9	5	VMP-9-5-072224	7/22/2024	< 0.0039	U		< 0.0082	U		< 0.012	U		< 0.0077	U		< 0.0056	U		< 0.0060	U		< 0.025	U		< 0.0094	U	

TABLE 5
HISTORICAL SUMMARY OF SOIL VAPOR ANALYTICAL DETECTIONS AND SCREENING RESULTS: VILLAGE - VOCS

Location	Depth (ft bgs)	Sample ID	Sample Date	Benzene			Bromodichloromethane			Butane			Carbon Tetrachloride			Chlorobenzene			Chloroform			Chloromethane			1,2-Dibromoethane (EDB)		
				0.37			450000						0.21			69			0.11						0.0078		
				Result (mg/m^3)	Lab Quals	AECOM Quals	Result (mg/m^3)	Lab Quals	AECOM Quals	Result (mg/m^3)	Lab Quals	AECOM Quals	Result (mg/m^3)	Lab Quals	AECOM Quals	Result (mg/m^3)	Lab Quals	AECOM Quals	Result (mg/m^3)	Lab Quals	AECOM Quals	Result (mg/m^3)	Lab Quals	AECOM Quals	Result (mg/m^3)	Lab Quals	AECOM Quals
VMP-9	11.5	VMP-9-11.5-102523	10/25/2023	**0.0019**	J		< 0.0074	U		< 0.01	U		< 0.0070	U		< 0.0051	U		**0.0028**	J		< 0.023	U		< 0.0085	U	
VMP-9	11.5	VMP-9-11.5-012424	1/24/2024	< 0.0032	U		< 0.0067	U		< 0.0095	U		< 0.0063	U		< 0.0046	U		**0.0020**	J		< 0.02	U		< 0.0076	U	
VMP-9	11.5	VMP-9-11.5-042524	4/25/2024	< 0.0037	U		< 0.0078	U		< 0.011	U		< 0.0073	U		< 0.0054	U		< 0.0057	U		< 0.024	U		< 0.0090	U	
VMP-9	11.5	VMP-9-11.5-072224	7/22/2024	**0.0033**	J		< 0.0080	U		< 0.011	U		< 0.0075	U		< 0.0055	U		**0.0023**	J		< 0.025	U		< 0.0092	U	
VMP-9	25.5	VMP-9-25.5-102523	10/25/2023	**0.0022**	J		< 0.0073	U		< 0.01	U		< 0.0068	U		< 0.0050	U		**0.0034**	J		< 0.022	U		< 0.0084	U	
VMP-9	25.5	VMP-9-25.5-102523-DUP	10/25/2023	**0.0010**	J		< 0.0071	U		< 0.01	U		< 0.0067	U		< 0.0049	U		**0.0025**	J		< 0.022	U		< 0.0081	U	
VMP-9	25.5	VMP-9-25.5-012424	1/24/2024	< 0.0033	U		< 0.0069	U		< 0.0098	U		< 0.0065	U		< 0.0047	U		**0.0021**	J		< 0.021	U		< 0.0079	U	
VMP-9	25.5	VMP-9-25.5-042524	4/25/2024	< 0.0037	U		< 0.0078	U		< 0.011	U		< 0.0073	U		< 0.0053	U		< 0.0057	U		< 0.024	U		< 0.0089	U	
VMP-9	25.5	VMP-9-25.5-072224	7/22/2024	< 0.0037	U		< 0.0078	U		< 0.011	U		< 0.0074	U		< 0.0054	U		**0.0018**	J		< 0.024	U		< 0.0090	U	
VMP-9	38.5	VMP-9-38.5-102523	10/25/2023	< 0.0035	U		< 0.0073	U		< 0.01	U		< 0.0069	U		< 0.0050	U		< 0.0053	U		< 0.023	U		< 0.0084	U	
VMP-9	38.5	VMP-9-38.5-012424	1/24/2024	< 0.0035	U		< 0.0074	U		< 0.01	U		< 0.0069	U		< 0.0051	U		**0.0038**	J		< 0.023	U		< 0.0084	U	
VMP-9	38.5	VMP-9-38.5-042524	4/25/2024	< 0.0035	U		< 0.0074	U		< 0.01	U		< 0.0070	U		< 0.0051	U		**0.0077**			< 0.023	U		< 0.0085	U	
VMP-9	38.5	VMP-9-38.5-042524-DUP	4/25/2024	< 0.0036	U		< 0.0076	U		< 0.011	U		< 0.0072	U		< 0.0052	U		**0.0078**			< 0.024	U		< 0.0088	U	
VMP-9	38.5	VMP-9-38.5-072224	7/22/2024	< 0.0037	U		< 0.0078	U		< 0.011	U		< 0.0074	U		< 0.0054	U		**0.0079**			< 0.024	U		< 0.0090	U	
VMP-18	8.5	VMP-18-8.5-102723	10/27/2023	< 0.0034	U		< 0.0072	U		< 0.01	U		< 0.0068	U		< 0.0050	U		< 0.0053	U		< 0.022	U		< 0.0083	U	
VMP-18	8.5	VMP-18-8.5-102723-DUP	10/27/2023	< 0.0034	U		< 0.0071	U		< 0.01	U		< 0.0066	U		< 0.0048	U		< 0.0052	U		< 0.022	U		< 0.0081	U	
VMP-18	8.5	VMP-18-8.5-020124	2/1/2024	< 0.0033	U		< 0.0070	U		< 0.0099	U		< 0.0065	U		< 0.0048	U		< 0.0051	U		< 0.021	U		< 0.0080	U	
VMP-18	8.5	VMP-18-8.5-042624	4/26/2024	**0.00095**	J		< 0.0066	U		< 0.0094	U		< 0.0062	U		< 0.0045	U		< 0.0048	U		< 0.02	U		< 0.0076	U	
VMP-18	8.5	VMP-18-8.5-072224	7/22/2024	**0.0010**	J		< 0.0073	U		< 0.01	U		< 0.0068	U		< 0.0050	U		**0.0029**	J		< 0.022	U		< 0.0084	U	
VMP-18	8.5	VMP-18-8.5-072224-DUP	7/22/2024	**0.0015**	J		< 0.0074	U		< 0.01	U		< 0.0070	U		< 0.0051	U		**0.0030**	J		< 0.023	U		< 0.0085	U	
VMP-19	5	VMP-19-5-102623	10/26/2023	< 0.0035	U		< 0.0073	U		**0.0065**	J		< 0.0068	U		< 0.0050	U		< 0.0053	U		< 0.022	U		< 0.0084	U	
VMP-19	5	VMP-19-5-102623-DUP	10/26/2023	< 0.0036	U		< 0.0076	U		< 0.011	U		< 0.0071	U		< 0.0052	U		< 0.0055	U		< 0.023	U		< 0.0087	U	
VMP-19	5	VMP-19-5-020224	2/2/2024	< 0.0030	U		< 0.0062	U		< 0.0088	U		< 0.0058	U		< 0.0043	U		< 0.0045	U		< 0.019	U		< 0.0071	U	
VMP-19	5	VMP-19-5-050124	5/1/2024	< 0.0040	U		< 0.0084	U		< 0.012	U		< 0.0079	U		< 0.0058	U		**0.0016**	J		< 0.026	U		< 0.0096	U	
VMP-19	5	VMP-19-5-072224	7/22/2024	< 0.0036	U		< 0.0077	U		< 0.011	U		< 0.0072	U		< 0.0053	U		< 0.0056	U		< 0.024	U		< 0.0088	U	
VMP-19	5	VMP-19-5-072224-DUP	7/22/2024	**0.0012**	J		< 0.0072	U		< 0.01	U		< 0.0067	U		< 0.0049	U		< 0.0052	U		< 0.022	U		< 0.0082	U	
VMP-20	5	VMP-20-5-103123	10/31/2023	< 0.0034	U		< 0.0070	U		< 0.01	U		< 0.0066	U		< 0.0048	U		< 0.0051	U		< 0.022	U		< 0.0081	U	
VMP-20	5	VMP-20-5-012624	1/26/2024	< 0.0034	U		< 0.0070	U		< 0.01	U		< 0.0066	U		< 0.0048	U		< 0.0051	U		< 0.022	U		< 0.0081	U	
VMP-20	5	VMP-20-5-042924	4/29/2024	< 0.0034	U		< 0.0071	U		< 0.01	U		< 0.0066	U		< 0.0048	U		< 0.0052	U		< 0.022	U		< 0.0081	U	
VMP-20	5	VMP-20-5-072924	7/29/2024	< 0.0032	U		< 0.0068	U		< 0.0097	U		< 0.0064	U		< 0.0047	U		< 0.0050	U		< 0.021	U		< 0.0078	U	
VMP-20	5	VMP-20-5-072924-DUP	7/29/2024	< 0.0033	U		< 0.0069	U		< 0.0098	U		< 0.0065	U		< 0.0047	U		< 0.0050	U		< 0.021	U		< 0.0079	U	
VMP-20	10	VMP-20-10-103123	10/31/2023	< 0.0034	U		< 0.0071	U		< 0.01	U		< 0.0067	U		< 0.0049	U		< 0.0052	U		< 0.022	U		< 0.0082	U	
VMP-20	10	VMP-20-10-012624	1/26/2024	< 0.0032	U		< 0.0068	U		< 0.0097	U		< 0.0064	U		< 0.0047	U		< 0.0050	U		< 0.021	U		< 0.0078	U	
VMP-20	10	VMP-20-10-042924	4/29/2024	< 0.0039	U		< 0.0082	U		< 0.012	U		< 0.0077	U		< 0.0056	U		< 0.0060	U		< 0.025	U		< 0.0094	U	
VMP-20	10	VMP-20-10-072924	7/29/2024	< 0.0035	U		< 0.0073	U		< 0.01	U		< 0.0068	U		< 0.0050	U		**0.0014**	J		< 0.022	U		< 0.0084	U	
VMP-20	25	VMP-20-25-103123	10/31/2023	< 0.0032	U		< 0.0068	U		< 0.0096	U		< 0.0064	U		< 0.0046	U		< 0.0049	U		< 0.021	U		< 0.0078	U	
VMP-20	25	VMP-20-25-103123-DUP	10/31/2023	< 0.0030	U		< 0.0064	U		< 0.0091	U		< 0.0060	U		< 0.0044	U		< 0.0047	U		< 0.02	U		< 0.0073	U	
VMP-20	25	VMP-20-25-012624	1/26/2024	< 0.0032	U		< 0.0068	U		< 0.0096	U		< 0.0064	U		< 0.0046	U		< 0.0049	U		< 0.021	U		< 0.0078	U	
VMP-20	25	VMP-20-25-042924	4/29/2024	< 0.0037	U		< 0.0078	U		< 0.011	U		< 0.0074	U		< 0.0054	U		< 0.0057	U		< 0.024	U		< 0.0090	U	
VMP-20	25	VMP-20-25-072924	7/29/2024	< 0.0034	U		< 0.0072	U		< 0.01	U		< 0.0067	U		< 0.0049	U		< 0.0052	U		< 0.022	U		< 0.0082	U	
VMP-20	39.5	VMP-20-39.5-020224	2/2/2024	< 0.0031	U		< 0.0066	U		< 0.0094	U		< 0.0062	U		< 0.0045	U		< 0.0048	U		< 0.02	U		< 0.0076	U	
VMP-20	39.5	VMP-20-39.5-042924	4/29/2024	< 0.0035	U		< 0.0073	U		< 0.01	U		< 0.0069	U		< 0.0050	U		< 0.0053	U		< 0.023	U		< 0.0084	U	
VMP-20	39.5	VMP-20-39.5-072924	7/29/2024	< 0.0031	U		< 0.0066	U		< 0.0093	U		< 0.0062	U		< 0.0045	U		**0.0012**	J		< 0.02	U		< 0.0075	U	
VMP-21	5	VMP-21-5-110223	11/2/2023	< 0.0032	U		< 0.0068	U		< 0.0097	U		< 0.0064	U		< 0.0047	U		< 0.0050	U		< 0.021	U		< 0.0078	U	
VMP-21	5	VMP-21-5-020124	2/1/2024	**0.0054**			< 0.0077	U		< 0.011	U		< 0.0073	U		< 0.0053	U		< 0.0056	U		< 0.024	U		< 0.0089	U	
VMP-21	5	VMP-21-5-050624	5/6/2024	< 0.0036	U		< 0.0075	U		< 0.011	U		< 0.0070	U		< 0.0051	U		< 0.0054	U		< 0.023	U		< 0.0086	U	
VMP-21	5	VMP-21-5-072924	7/29/2024	< 0.0035	U		< 0.0074	U		< 0.01	U		< 0.0070	U		< 0.0051	U		< 0.0054	U		< 0.023	U		< 0.0085	U	
VMP-21	10	VMP-21-10-110223	11/2/2023	< 0.0031	U		< 0.0066	U		< 0.0093	U		< 0.0062	U		< 0.0045	U		< 0.0048	U		< 0.02	U		< 0.0075	U	
VMP-21	10	VMP-21-10-020124	2/1/2024	< 0.0037	U		< 0.0078	U		< 0.011	U		< 0.0073	U		< 0.0054	U		< 0.0057	U		< 0.024	U		< 0.0090	U	
VMP-21	10	VMP-21-10-020124-DUP	2/1/2024	< 0.0035	U		< 0.0074	U		< 0.01	U		< 0.0070	U		< 0.0051	U		< 0.0054	U		< 0.023	U		< 0.0085	U	
VMP-21	10	VMP-21-10-050624	5/6/2024	< 0.0035	U		< 0.0073	U		< 0.01	U		< 0.0068	U		< 0.0050	U		< 0.0053	U		< 0.022	U		< 0.0084	U	
VMP-21	10	VMP-21-10-072924	7/29/2024	< 0.0036	U		< 0.0076	U		< 0.011	U		< 0.0072	U		< 0.0052	U		< 0.0056	U		< 0.024	U		< 0.0088	U	
VMP-21	10	VMP-21-10-072924-DUP	7/29/2024	< 0.0035	U		< 0.0073	U		< 0.01	U		< 0.0068	U		< 0.0050	U		< 0.0053	U		< 0.022	U		< 0.0083	U	
VMP-21	25	VMP-21-25-110223	11/2/2023	**0.0021**	J		< 0.0068	U		< 0.0096	U		< 0.0064	U		< 0.0047	U		< 0.0050	U		< 0.021	U		< 0.0078	U	
VMP-21	25	VMP-21-25-020124	2/1/2024	**0.0011**	J		< 0.0074	U		< 0.01	U		< 0.0070	U		< 0.0051	U		< 0.0054	U		< 0.023	U		< 0.0085	U	
VMP-21	25	VMP-21-25-050624	5/6/2024	< 0.0036	U		< 0.0076	U		< 0.011	U		< 0.0071	U		< 0.0052	U		< 0.0055	U		< 0.023	U		< 0.0087	U	
VMP-21	25	VMP-21-25-072924	7/29/2024	< 0.0034	U		< 0.0071	U		< 0.01	U		< 0.0067	U		< 0.0049	U		< 0.0052	U		< 0.022	U		< 0.0081	U	
VMP-21	33	VMP-21-33-110223	11/2/2023	< 0.0032	U		< 0.0066	U		< 0.0094	U		< 0.0062	U		< 0.0046	U		< 0.0048	U		< 0.02	U		< 0.0076	U	
VMP-21	33	VMP-21-33-020124	2/1/2024	**0.00088**	J		< 0.0075	U		< 0.011	U		< 0.0071	U		< 0.0052	U		< 0.0055	U		< 0.023	U		< 0.0086	U	
VMP-21	33	VMP-21-33-050624	5/6/2024	< 0.0038	U		< 0.0080	U		< 0.011	U		< 0.0075	U		< 0.0055	U		< 0.0058	U		< 0.024	U		< 0.0091	U	
VMP-21	33	VMP-21-33-050624-DUP	5/6/2024	< 0.0035	U		< 0.0074	U		< 0.01	U		< 0.0070	U		< 0.0051	U		< 0.0054	U		< 0.023	U		< 0.0085	U	
VMP-21	33	VMP-21-33-072924	7/29/2024	< 0.0033	U		< 0.0069	U		< 0.0098	U		< 0.0065	U		< 0.0048	U		< 0.0050	U		< 0.021	U		< 0.0080	U	
VMP-22	5	VMP-22-5-103123	10/31/2023	< 0.0035	U		< 0.0073	U		< 0.01	U		< 0.0068	U		< 0.0050	U		< 0.0053	U		< 0.022	U		< 0.0083	U	
VMP-22	5	VMP-22-5-013124	1/31/2024	< 0.0033	U		< 0.0069	U		< 0.0098	U		< 0.0065	U		< 0.0047	U		< 0.0050	U		< 0.021	U		< 0.0079	U	
VMP-22	5	VMP-22-5-050124	5/1/2024	< 0.0034	U		< 0.0072	U		< 0.01	U		< 0.0067	U		< 0.0049	U		< 0.0052	U		< 0.022	U		< 0.0082	U	
VMP-22	5	VMP-22-5-073024	7/30/2024	< 0.0035	U		< 0.0073	U		< 0.01	U		< 0.0069	U		< 0.0050	U		**0.0052**	J		< 0.023	U		< 0.0084	U	

TABLE 5
HISTORICAL SUMMARY OF SOIL VAPOR ANALYTICAL DETECTIONS AND SCREENING RESULTS: VILLAGE - VOCS

Location	Depth (ft bgs)	Sample ID	Sample Date	Benzene			Bromodichloromethane			Butane			Carbon Tetrachloride			Chlorobenzene			Chloroform			Chloromethane			1,2-Dibromoethane (EDB)		
				0.37			450000						0.21			69			0.11						0.0078		
				Result (mg/m^3)	Lab Quals	AECOM Quals	Result (mg/m^3)	Lab Quals	AECOM Quals	Result (mg/m^3)	Lab Quals	AECOM Quals	Result (mg/m^3)	Lab Quals	AECOM Quals	Result (mg/m^3)	Lab Quals	AECOM Quals	Result (mg/m^3)	Lab Quals	AECOM Quals	Result (mg/m^3)	Lab Quals	AECOM Quals	Result (mg/m^3)	Lab Quals	AECOM Quals
VMP-22	10	VMP-22-10-103123	10/31/2023	< 0.0032	U		< 0.0068	U		< 0.0096	U		< 0.0064	U		< 0.0046	U		0.0018	J		< 0.021	U		< 0.0078	U	
VMP-22	10	VMP-22-10-022924	2/29/2024	< 0.0032	U		< 0.0066	U		< 0.0094	U		< 0.0062	U		< 0.0046	U		0.0012	J		< 0.02	U		< 0.0076	U	
VMP-22	10	VMP-22-10-050124	5/1/2024	< 0.12	U		< 0.26	U		12			< 0.25	U		< 0.18	U		< 0.19	U		< 0.81	U		< 0.3	U	
VMP-22	10	VMP-22-10-073024	7/30/2024	0.0016	J		< 0.0073	U		< 0.01	U		< 0.0068	U		< 0.0050	U		0.057			< 0.022	U		< 0.0084	U	
VMP-22	18	VMP-22-18-103123	10/31/2023	< 0.0034	U		< 0.0071	U		< 0.01	U		< 0.0067	U		< 0.0049	U		0.0036	J		< 0.022	U		< 0.0081	U	
VMP-22	18	VMP-22-18-013124	1/31/2024	< 0.0033	U		< 0.0069	U		0.0037	J		< 0.0065	U		< 0.0047	U		< 0.0050	U		< 0.021	U		< 0.0079	U	
VMP-22	18	VMP-22-18-050124	5/1/2024	0.0014	J		< 0.0072	U		0.017			< 0.0067	U		< 0.0049	U		0.0022	J		< 0.022	U		< 0.0082	U	
VMP-22	18	VMP-22-18-050124-DUP	5/1/2024	< 0.0033	U		< 0.0070	U		0.012			< 0.0065	U		< 0.0048	U		0.0022	J		< 0.021	U		< 0.0080	U	
VMP-22	18	VMP-22-18-073024	7/30/2024	0.0010	J		< 0.0082	U		< 0.012	U		< 0.0077	U		< 0.0056	U		0.011			< 0.025	U		< 0.0094	U	
VMP-22	38	VMP-22-38-103123	10/31/2023	< 0.0034	U		< 0.0071	U		< 0.01	U		< 0.0067	U		< 0.0049	U		0.0016	J		< 0.022	U		< 0.0082	U	
VMP-22	38	VMP-22-38-013124	1/31/2024	0.00096	J		< 0.0064	U		0.0050	J		< 0.0060	U		< 0.0044	U		< 0.0046	U		< 0.02	U		< 0.0073	U	
VMP-22	38	VMP-22-38-050124	5/1/2024	< 0.0036	U		< 0.0075	U		8.1			< 0.0070	U		< 0.0051	U		0.017			< 0.023	U		< 0.0086	U	
VMP-22	38	VMP-22-38-073024	7/30/2024	0.00099	J		< 0.0078	U		< 0.011	U		< 0.0073	U		< 0.0053	U		0.026			< 0.024	U		< 0.0089	U	
VMP-23	5	VMP-23-5-103023	10/30/2023	0.0037			< 0.0072	U		< 0.01	U		< 0.0067	U		< 0.0049	U		< 0.0052	U		< 0.022	U		< 0.0082	U	
VMP-23	5	VMP-23-5-013124	1/31/2024	< 0.0033	U		< 0.0069	U		< 0.0098	U		< 0.0065	U		< 0.0047	U		< 0.0050	U		< 0.021	U		< 0.0079	U	
VMP-23	5	VMP-23-5-043024	4/30/2024	< 0.0037	U		< 0.0078	U		< 0.011	U		< 0.0073	U		< 0.0053	U		0.0016	J		< 0.024	U		< 0.0089	U	
VMP-23	5	VMP-23-5-073024	7/30/2024	< 0.0032	U		< 0.0067	U		< 0.0096	U		< 0.0063	U		< 0.0046	U		0.0012	J		< 0.021	U		< 0.0077	U	
VMP-23	5	VMP-23-5-073024-DUP	7/30/2024	< 0.0034	U		< 0.0071	U		< 0.01	U		< 0.0067	U		< 0.0049	U		0.0014	J		< 0.022	U		< 0.0082	U	
VMP-23	10	VMP-23-10-103023	10/30/2023	< 0.0031	U		< 0.0066	U		< 0.0094	U		< 0.0062	U		< 0.0045	U		0.0038	J		< 0.02	U		< 0.0076	U	
VMP-23	10	VMP-23-10-103023-DUP	10/30/2023	< 0.0032	U		< 0.0067	U		< 0.0095	U		< 0.0063	U		< 0.0046	U		0.0038	J		< 0.021	U		< 0.0077	U	
VMP-23	10	VMP-23-10-013124	1/31/2024	< 0.0030	U		< 0.0063	U		< 0.0089	U		< 0.0059	U		< 0.0043	U		< 0.0046	U		< 0.019	U		< 0.0072	U	
VMP-23	10	VMP-23-10-013124-DUP	1/31/2024	< 0.0030	U		< 0.0064	U		< 0.0090	U		< 0.0060	U		< 0.0044	U		< 0.0046	U		< 0.02	U		< 0.0073	U	
VMP-23	10	VMP-23-10-043024	4/30/2024	< 0.0037	U		< 0.0077	U		< 0.011	U		< 0.0072	U		< 0.0053	U		0.0041	J		< 0.024	U		< 0.0088	U	
VMP-23	10	VMP-23-10-073024	7/30/2024	< 0.0034	U		0.0028	J		< 0.01	U		< 0.0068	U		< 0.0049	U		0.0089			< 0.022	U		< 0.0083	U	
VMP-23	25	VMP-23-25-103023	10/30/2023	< 0.0034	U		< 0.0070	U		< 0.01	U		< 0.0066	U		< 0.0048	U		0.0030	J		< 0.022	U		< 0.0081	U	
VMP-23	25	VMP-23-25-013124	1/31/2024	< 0.0032	U		< 0.0066	U		< 0.0094	U		< 0.0062	U		< 0.0046	U		0.0017	J		< 0.02	U		< 0.0076	U	
VMP-23	25	VMP-23-25-043024	4/30/2024	< 0.0036	U		< 0.0077	U		< 0.011	U		< 0.0072	U		< 0.0053	U		0.0017	J		< 0.024	U		< 0.0088	U	
VMP-23	25	VMP-23-25-073024	7/30/2024	< 0.0034	U		< 0.0072	U		< 0.01	U		< 0.0067	U		< 0.0049	U		0.0035	J		< 0.022	U		< 0.0082	U	
VMP-24	5	VMP-24-5-102623	10/26/2023	0.0011	J		< 0.0072	U		< 0.01	U		< 0.0067	U		< 0.0049	U		< 0.0052	U		< 0.022	U		< 0.0082	U	
VMP-23	40	VMP-23-40-103023	10/30/2023	< 0.0035	U		< 0.0073	U		< 0.01	U		< 0.0068	U		< 0.0050	U		< 0.0053	U		< 0.022	U		< 0.0083	U	
VMP-24	5	VMP-24-5-012624	1/26/2024	< 0.0035	U		< 0.0073	U		< 0.01	U		< 0.0068	U		< 0.0050	U		< 0.0053	U		< 0.022	U		< 0.0083	U	
VMP-23	40	VMP-23-40-013124	1/31/2024	0.00078	J		< 0.0065	U		< 0.0092	U		< 0.0061	U		< 0.0045	U		< 0.0047	U		< 0.02	U		< 0.0074	U	
VMP-24	5	VMP-24-5-042624	4/26/2024	< 0.0034	U		< 0.0070	U		< 0.01	U		< 0.0066	U		< 0.0048	U		0.0016	J		< 0.022	U		< 0.0081	U	
VMP-24	5	VMP-24-5-042624-DUP	4/26/2024	< 0.0034	U		< 0.0071	U		< 0.01	U		< 0.0067	U		< 0.0049	U		0.0015	J		< 0.022	U		< 0.0081	U	
VMP-23	40	VMP-23-40-043024	4/30/2024	< 0.0035	U		< 0.0074	U		< 0.01	U		< 0.0069	U		< 0.0051	U		< 0.0054	U		< 0.023	U		< 0.0084	U	
VMP-24	5	VMP-24-5-072524	7/25/2024	< 0.0035	U		< 0.0073	U		0.011			< 0.0068	U		< 0.0050	U		0.0013	J		< 0.022	U		< 0.0084	U	
VMP-23	40	VMP-23-40-073024	7/30/2024	0.0014	J		< 0.0070	U		< 0.0099	U		< 0.0066	U		< 0.0048	U		< 0.0051	U		< 0.022	U		< 0.0080	U	
VMP-24	10	VMP-24-10-102623	10/26/2023	< 0.0035	U		< 0.0073	U		< 0.01	U		< 0.0068	U		< 0.0050	U		< 0.0053	U		< 0.022	U		< 0.0084	U	
VMP-24	10	VMP-24-10-012624	1/26/2024	< 0.0031	U		< 0.0066	U		< 0.0093	U		< 0.0062	U		< 0.0045	U		< 0.0048	U		< 0.02	U		< 0.0075	U	
VMP-24	10	VMP-24-10-042624	4/26/2024	< 0.0035	U		< 0.0073	U		< 0.01	U		< 0.0068	U		< 0.0050	U		< 0.0053	U		< 0.022	U		< 0.0083	U	
VMP-24	10	VMP-24-10-072524	7/25/2024	< 0.0035	U		< 0.0073	U		< 0.01	U		< 0.0069	U		< 0.0050	U		< 0.0053	U		< 0.023	U		< 0.0084	U	
VMP-24	22	VMP-24-22-102623	10/26/2023	< 0.0037	U		< 0.0078	U		< 0.011	U		< 0.0074	U		< 0.0054	U		< 0.0057	U		< 0.024	U		< 0.0090	U	
VMP-24	22	VMP-24-22-012624	1/26/2024	< 0.0034	U		< 0.0071	U		0.0048	J		< 0.0067	U		< 0.0049	U		< 0.0052	U		< 0.022	U		< 0.0081	U	
VMP-24	22	VMP-24-22-012624-DUP	1/26/2024	< 0.0032	U		< 0.0068	U		0.0037	J		< 0.0064	U		< 0.0046	U		< 0.0049	U		< 0.021	U		< 0.0078	U	
VMP-24	22	VMP-24-22-042624	4/26/2024	< 0.0035	U		< 0.0074	U		< 0.01	U		< 0.0070	U		< 0.0051	U		0.0015	J		< 0.023	U		< 0.0085	U	
VMP-24	22	VMP-24-22-072524	7/25/2024	< 0.0039	U		< 0.0082	U		< 0.012	U		< 0.0077	U		< 0.0056	U		< 0.0060	U		< 0.025	U		< 0.0094	U	
VMP-24	34	VMP-24-34-102623	10/26/2023	< 0.0034	U		< 0.0072	U		< 0.01	U		< 0.0068	U		< 0.0050	U		< 0.0053	U		< 0.022	U		< 0.0083	U	
VMP-24	34	VMP-24-34-012624	1/26/2024	< 0.0033	U		< 0.0069	U		0.0038	J		< 0.0064	U		< 0.0047	U		< 0.0050	U		< 0.021	U		< 0.0079	U	
VMP-24	34	VMP-24-34-042624	4/26/2024	< 0.0034	U		< 0.0072	U		< 0.01	U		< 0.0068	U		< 0.0049	U		0.0090			< 0.022	U		< 0.0083	U	
VMP-24	34	VMP-24-34-072524	7/25/2024	< 0.0038	U		< 0.0080	U		< 0.011	U		< 0.0075	U		< 0.0055	U		< 0.0058	U		< 0.025	U		< 0.0092	U	
VMP-32	5	VMP-32-5-110223	11/2/2023	0.00074	J		< 0.0065	U		< 0.0092	U		< 0.0061	U		< 0.0045	U		< 0.0047	U		< 0.02	U		< 0.0074	U	
VMP-32	5	VMP-32-5-020224	2/2/2024	0.0051			< 0.0071	U		0.012			< 0.0067	U		< 0.0049	U		< 0.0052	U		< 0.022	U		< 0.0082	U	
VMP-32	5	VMP-32-5-050624	5/6/2024	< 0.0032	U		< 0.0066	U		0.0074	J		< 0.0062	U		< 0.0046	U		< 0.0048	U		< 0.02	U		< 0.0076	U	
VMP-32	5	VMP-32-5-073024	7/30/2024	< 0.0035	U		< 0.0074	U		< 0.01	U		< 0.0069	U		< 0.0051	U		< 0.0054	U		< 0.023	U		< 0.0084	U	
VMP-32	10	VMP-32-10-110223	11/2/2023	< 0.0036	U		< 0.0077	U		< 0.011	U		< 0.0072	U		< 0.0053	U		< 0.0056	U		< 0.024	U		< 0.0088	U	
VMP-32	10	VMP-32-10-110223-DUP	11/2/2023	< 0.0035	U		< 0.0073	U		< 0.01	U		< 0.0068	U		< 0.0050	U		< 0.0053	U		< 0.022	U		< 0.0083	U	
VMP-32	10	VMP-32-10-020224	2/2/2024	0.0020	J		< 0.0072	U		< 0.01	U		< 0.0067	U		< 0.0049	U		< 0.0052	U		< 0.022	U		< 0.0082	U	
VMP-32	10	VMP-32-10-050624	5/6/2024	< 0.0038	U		< 0.0080	U		< 0.011	U		< 0.0075	U		< 0.0055	U		< 0.0058	U		< 0.025	U		< 0.0092	U	
VMP-32	10	VMP-32-10-073024	7/30/2024	< 0.0034	U		< 0.0071	U		< 0.01	U		< 0.0067	U		< 0.0049	U		< 0.0052	U		< 0.022	U		< 0.0082	U	
VMP-32	20	VMP-32-20-110223	11/2/2023	< 0.0035	U		< 0.0074	U		< 0.01	U		< 0.0070	U		< 0.0051	U		< 0.0054	U		< 0.023	U		< 0.0085	U	
VMP-32	20	VMP-32-20-020224	2/2/2024	0.0020	J		< 0.0071	U		0.014			< 0.0067	U		< 0.0049	U		< 0.0052	U		< 0.022	U		< 0.0081	U	
VMP-32	20	VMP-32-20-050624	5/6/2024	< 0.0035	U		< 0.0073	U		< 0.01	U		< 0.0068	U		< 0.0050	U		< 0.0053	U		< 0.022	U		< 0.0083	U	
VMP-32	20	VMP-32-20-073024	7/30/2024	0.0044			< 0.0079	U		< 0.011	U		< 0.0074	U		< 0.0054	U		< 0.0058	U		< 0.024	U		< 0.0091	U	
VMP-32	30	VMP-32-30-110223	11/2/2023	< 0.0033	U		< 0.0069	U		< 0.0098	U		< 0.0065	U		< 0.0047	U		< 0.0050	U		< 0.021	U		< 0.0079	U	
VMP-32	30	VMP-32-30-020224	2/2/2024	< 0.0034	U		< 0.0070	U		0.0043	J		< 0.0066	U		< 0.0048	U		< 0.0051	U		< 0.022	U		< 0.0081	U	
VMP-32	30	VMP-32-30-050624	5/6/2024	< 0.0035	U		< 0.0074	U		< 0.01	U		< 0.0070	U		< 0.0051	U		< 0.0054	U		< 0.023	U		< 0.0085	U	
VMP-32	30	VMP-32-30-073024	7/30/2024	0.0012	J		< 0.0080	U		< 0.011	U		< 0.0075	U		< 0.0055	U		< 0.0058	U		< 0.025	U		< 0.0092	U	

TABLE 5
HISTORICAL SUMMARY OF SOIL VAPOR ANALYTICAL DETECTIONS AND SCREENING RESULTS: VILLAGE - VOCS

Location	Depth (ft bgs)	Sample ID	Sample Date	Benzene			Bromodichloromethane			Butane			Carbon Tetrachloride			Chlorobenzene			Chloroform			Chloromethane			1,2-Dibromoethane (EDB)		
				0.37			450000						0.21			69			0.11						0.0078		
				Result (mg/m^3)	Lab Quals	AECOM Quals	Result (mg/m^3)	Lab Quals	AECOM Quals	Result (mg/m^3)	Lab Quals	AECOM Quals	Result (mg/m^3)	Lab Quals	AECOM Quals	Result (mg/m^3)	Lab Quals	AECOM Quals	Result (mg/m^3)	Lab Quals	AECOM Quals	Result (mg/m^3)	Lab Quals	AECOM Quals	Result (mg/m^3)	Lab Quals	AECOM Quals
VMP-42	10	VMP-42-10-102723	10/27/2023	< 0.0035	U		< 0.0073	U		< 0.01	U		< 0.0068	U		< 0.0050	U		0.0032	J		< 0.022	U		< 0.0083	U	
VMP-42	10	VMP-42-10-013124	1/31/2024	< 0.0032	U		< 0.0067	U		0.0036	J		< 0.0063	U		< 0.0046	U		< 0.0048	U		< 0.02	U		< 0.0076	U	
VMP-42	10	VMP-42-10-013124-DUP	1/31/2024	< 0.0032	U		< 0.0068	U		0.0037	J		< 0.0064	U		< 0.0046	U		< 0.0049	U		< 0.021	U		< 0.0078	U	
VMP-42	10	VMP-42-10-050324	5/3/2024	< 0.0036	U		< 0.0075	U		< 0.011	U		< 0.0070	U		< 0.0051	U		< 0.0054	U		0.0088	J		< 0.0086	U	
VMP-42	10	VMP-42-10-072424	7/24/2024	< 0.0034	U		< 0.0072	U		< 0.01	U		< 0.0068	U		< 0.0050	U		0.026			< 0.022	U		< 0.0083	U	
VMP-42	20	VMP-42-20-102723	10/27/2023	0.00087	J		< 0.0072	U		< 0.01	U		< 0.0067	U		< 0.0049	U		0.0056			< 0.022	U		< 0.0082	U	
VMP-42	20	VMP-42-20-013124	1/31/2024	< 0.0032	U		< 0.0066	U		< 0.0094	U		< 0.0062	U		< 0.0046	U		< 0.0048	U		< 0.02	U		< 0.0076	U	
VMP-42	20	VMP-42-20-050324	5/3/2024	< 0.0035	U		< 0.0074	U		< 0.01	U		< 0.0070	U		< 0.0051	U		< 0.0054	U		< 0.023	U		< 0.0085	U	
VMP-42	20	VMP-42-20-072424	7/24/2024	< 0.0034	U		< 0.0072	U		< 0.01	U		< 0.0068	U		< 0.0049	U		0.03			< 0.022	U		< 0.0083	U	
VMP-42	30	VMP-42-30-102723	10/27/2023	< 0.0034	U		< 0.0072	U		< 0.01	U		< 0.0068	U		< 0.0050	U		< 0.0053	U		< 0.022	U		< 0.0083	U	
VMP-42	30	VMP-42-30-102723-DUP	10/27/2023	< 0.0032	U		< 0.0068	U		< 0.0097	U		< 0.0064	U		< 0.0047	U		< 0.0050	U		< 0.021	U		< 0.0078	U	
VMP-42	30	VMP-42-30-013124	1/31/2024	< 0.0033	U		< 0.0069	U		< 0.0098	U		< 0.0065	U		< 0.0047	U		< 0.0050	U		< 0.021	U		< 0.0079	U	
VMP-42	30	VMP-42-30-050624	5/6/2024	< 0.0036	U		< 0.0076	U		< 0.011	U		< 0.0071	U		< 0.0052	U		0.0032	J		< 0.023	U		< 0.0087	U	
VMP-42	30	VMP-42-30-072424	7/24/2024	< 0.0037	U		< 0.0077	U		< 0.011	U		< 0.0073	U		< 0.0053	U		0.0088			< 0.024	U		< 0.0089	U	
VMP-42	30	VMP-42-30-072424-DUP	7/24/2024	< 0.0034	U		< 0.0071	U		< 0.01	U		< 0.0067	U		< 0.0049	U		0.0083			< 0.022	U		< 0.0081	U	
VMP-43	10	VMP-43-10-102723	10/27/2023	< 0.0034	U		< 0.0072	U		< 0.01	U		< 0.0068	U		< 0.0049	U		< 0.0052	U		< 0.022	U		< 0.0083	U	
VMP-43	10	VMP-43-10-013024	1/30/2024	< 0.0033	U		< 0.0070	U		< 0.0099	U		< 0.0066	U		< 0.0048	U		< 0.0051	U		< 0.022	U		< 0.0080	U	
VMP-43	10	VMP-43-10-050324	5/3/2024	< 0.0033	U		< 0.0070	U		< 0.0099	U		< 0.0065	U		< 0.0048	U		< 0.0051	U		< 0.021	U		< 0.0080	U	
VMP-43	10	VMP-43-10-072624	7/26/2024	< 0.0038	U		< 0.0079	U		< 0.011	U		< 0.0074	U		0.0041	J		< 0.0058	U		< 0.024	U		< 0.0091	U	
VMP-43	20	VMP-43-20-102723	10/27/2023	< 0.0035	U		< 0.0073	U		< 0.01	U		< 0.0068	U		< 0.0050	U		< 0.0053	U		< 0.022	U		< 0.0083	U	
VMP-43	20	VMP-43-20-013024	1/30/2024	< 0.0032	U		< 0.0068	U		< 0.0096	U		< 0.0064	U		< 0.0047	U		0.0014	J		< 0.021	U		< 0.0078	U	
VMP-43	20	VMP-43-20-050324	5/3/2024	< 0.0035	U		< 0.0074	U		< 0.01	U		< 0.0070	U		< 0.0051	U		< 0.0054	U		< 0.023	U		< 0.0085	U	
VMP-43	20	VMP-43-20-072624	7/26/2024	< 0.0036	U		< 0.0077	U		< 0.011	U		< 0.0072	U		< 0.0053	U		< 0.0056	U		< 0.024	U		< 0.0088	U	
VMP-43	30	VMP-43-30-102723	10/27/2023	< 0.0035	U		< 0.0073	U		< 0.01	U		< 0.0068	U		< 0.0050	U		0.0012	J		< 0.022	U		< 0.0084	U	
VMP-43	30	VMP-43-30-102723-DUP	10/27/2023	< 0.0034	U		< 0.0072	U		< 0.01	U		< 0.0068	U		< 0.0050	U		< 0.0053	U		< 0.022	U		< 0.0083	U	
VMP-43	30	VMP-43-30-013024	1/30/2024	< 0.0033	U		< 0.0069	U		< 0.0097	U		< 0.0064	U		< 0.0047	U		< 0.0050	U		< 0.021	U		< 0.0079	U	
VMP-43	30	VMP-43-30-050324	5/3/2024	< 0.0034	U		< 0.0070	U		< 0.01	U		< 0.0066	U		< 0.0048	U		< 0.0051	U		< 0.022	U		< 0.0081	U	
VMP-43	30	VMP-43-30-072624	7/26/2024	< 0.0037	U		< 0.0078	U		< 0.011	U		< 0.0073	U		< 0.0054	U		< 0.0057	U		< 0.024	U		< 0.0090	U	
VMP-45	10	VMP-45-10-102723	10/27/2023	0.0011	J		< 0.0072	U		< 0.01	U		< 0.0068	U		< 0.0049	U		< 0.0052	U		< 0.022	U		< 0.0083	U	
VMP-45	10	VMP-45-10-013024	1/30/2024	< 0.0033	U		< 0.0069	U		0.0050	J		< 0.0064	U		< 0.0047	U		< 0.0050	U		< 0.021	U		< 0.0079	U	
VMP-45	10	VMP-45-10-050324	5/3/2024	< 0.0033	U		< 0.0069	U		< 0.0098	U		< 0.0065	U		< 0.0047	U		< 0.0050	U		< 0.021	U		< 0.0079	U	
VMP-45	10	VMP-45-10-072624	7/26/2024	< 0.0034	U		< 0.0072	U		< 0.01	U		< 0.0067	U		< 0.0049	U		0.0053			< 0.022	U		< 0.0082	U	
VMP-45	20	VMP-45-20-102723	10/27/2023	< 0.0033	U		< 0.0069	U		< 0.0098	U		< 0.0065	U		< 0.0048	U		< 0.0050	U		< 0.021	U		< 0.0080	U	
VMP-45	20	VMP-45-20-013024	1/30/2024	< 0.0032	U		< 0.0066	U		0.0040	J		< 0.0062	U		< 0.0046	U		< 0.0048	U		< 0.02	U		< 0.0076	U	
VMP-45	20	VMP-45-20-050324	5/3/2024	< 0.0032	U		< 0.0067	U		< 0.0096	U		< 0.0063	U		< 0.0046	U		< 0.0049	U		< 0.021	U		< 0.0077	U	
VMP-45	20	VMP-45-20-072624	7/26/2024	0.00096	J		< 0.0073	U		< 0.01	U		< 0.0068	U		< 0.0050	U		0.0048	J		< 0.022	U		< 0.0083	U	
VMP-45	30	VMP-45-30-102723	10/27/2023	< 0.0035	U		< 0.0073	U		< 0.01	U		< 0.0068	U		< 0.0050	U		< 0.0053	U		< 0.022	U		< 0.0083	U	
VMP-45	30	VMP-45-30-013024	1/30/2024	< 0.0031	U		< 0.0065	U		0.0035	J		< 0.0061	U		< 0.0045	U		< 0.0047	U		< 0.02	U		< 0.0074	U	
VMP-45	30	VMP-45-30-013024-DUP	1/30/2024	0.0010	J		< 0.0062	U		0.0051	J		< 0.0058	U		< 0.0043	U		< 0.0045	U		< 0.019	U		< 0.0071	U	
VMP-45	30	VMP-45-30-050324	5/3/2024	< 0.0033	U		< 0.0069	U		< 0.0098	U		< 0.0065	U		< 0.0047	U		< 0.0050	U		< 0.021	U		< 0.0079	U	
VMP-45	30	VMP-45-30-072624	7/26/2024	< 0.0036	U		< 0.0076	U		< 0.011	U		< 0.0071	U		< 0.0052	U		0.0052	J		< 0.023	U		< 0.0087	U	
VMP-45	30	VMP-45-30-072624-DUP	7/26/2024	< 0.0038	U		< 0.0080	U		< 0.011	U		< 0.0075	U		< 0.0055	U		0.0050	J		< 0.025	U		< 0.0092	U	
VMP-47	5	VMP-47-5-102723	10/27/2023	< 0.0035	U		< 0.0074	U		< 0.01	U		< 0.0070	U		< 0.0051	U		< 0.0054	U		< 0.023	U		< 0.0085	U	
VMP-47	5	VMP-47-5-013124	1/31/2024	< 0.0032	U		< 0.0068	U		< 0.0096	U		< 0.0064	U		< 0.0046	U		< 0.0049	U		< 0.021	U		< 0.0078	U	
VMP-47	5	VMP-47-5-042924	4/29/2024	< 0.0035	U		< 0.0074	U		< 0.01	U		< 0.0070	U		< 0.0051	U		0.0048	J		< 0.023	U		< 0.0085	U	
VMP-47	5	VMP-47-5-072624	7/26/2024	< 0.0032	U		< 0.0068	U		< 0.0096	U		< 0.0064	U		< 0.0047	U		0.015			< 0.021	U		< 0.0078	U	
VMP-47	10	VMP-47-10-102723	10/27/2023	0.0041			0.0031	J		< 0.01	U		< 0.0068	U		< 0.0050	U		0.018			< 0.022	U		< 0.0084	U	
VMP-47	10	VMP-47-10-013124	1/31/2024	0.0012	J		0.0079			< 0.0096	U		< 0.0064	U		< 0.0046	U		0.028			< 0.021	U		< 0.0078	U	
VMP-47	10	VMP-47-10-042924	4/29/2024	< 0.0034	U		0.015			< 0.01	U		< 0.0068	U		< 0.0049	U		0.092			< 0.022	U		< 0.0083	U	
VMP-47	10	VMP-47-10-072624	7/26/2024	< 0.0036	U		0.013			< 0.011	U		< 0.0072	U		< 0.0052	U		0.11			< 0.024	U		< 0.0088	U	
VMP-47	20	VMP-47-20-102723	10/27/2023	< 0.0036	U		< 0.0075	U		< 0.011	U		< 0.0071	U		< 0.0052	U		0.012			< 0.023	U		< 0.0086	U	
VMP-47	20	VMP-47-20-102723-DUP	10/27/2023	< 0.0036	U		< 0.0075	U		< 0.011	U		< 0.0071	U		< 0.0052	U		0.011			< 0.023	U		< 0.0086	U	
VMP-47	20	VMP-47-20-013124	1/31/2024	< 0.0032	U		< 0.0068	U		< 0.0096	U		< 0.0064	U		< 0.0046	U		0.0084			< 0.021	U		< 0.0078	U	
VMP-47	20	VMP-47-20-042924	4/29/2024	< 0.0036	U		0.0051	J		< 0.011	U		< 0.0070	U		< 0.0051	U		0.035			< 0.023	U		< 0.0086	U	
VMP-47	20	VMP-47-20-072624	7/26/2024	< 0.0034	U		0.0031	J		< 0.01	U		< 0.0068	U		< 0.0049	U		0.037			< 0.022	U		< 0.0083	U	
VMP-47	20	VMP-47-20-072624-DUP	7/26/2024	< 0.0034	U		0.0038	J		< 0.01	U		< 0.0067	U		< 0.0049	U		0.038			< 0.022	U		< 0.0082	U	
VMP-47	30	VMP-47-30-103023	10/30/2023	< 0.0032	U		< 0.0067	U		< 0.0095	U		< 0.0063	U		< 0.0046	U		< 0.0048	U		< 0.02	U		< 0.0076	U	
VMP-47	30	VMP-47-30-013124	1/31/2024	0.0023	J		< 0.0069	U		< 0.0098	U		< 0.0065	U		< 0.0047	U		< 0.0050	U		< 0.021	U		< 0.0079	U	
VMP-47	30	VMP-47-30-042924	4/29/2024	< 0.0035	U		< 0.0073	U		< 0.01	U		< 0.0068	U		< 0.0050	U		0.0015	J		< 0.022	U		< 0.0084	U	
VMP-47	30	VMP-47-30-072624	7/26/2024	< 0.0032	U		< 0.0066	U		< 0.0094	U		< 0.0062	U		< 0.0046	U		0.0014	J		< 0.02	U		< 0.0076	U	
VMP-48	5	VMP-48-5-103123	10/31/2023	< 0.0034	U		< 0.0071	U		< 0.01	U		< 0.0066	U		< 0.0048	U		< 0.0052	U		< 0.022	U		< 0.0081	U	
VMP-48	5	VMP-48-5-012924	1/29/2024	< 0.0034	U		< 0.0072	U		< 0.01	U		< 0.0067	U		< 0.0049	U		< 0.0052	U		< 0.022	U		< 0.0082	U	
VMP-48	5	VMP-48-5-050124	5/1/2024	< 0.0037	U		< 0.0077	U		< 0.011	U		< 0.0072	U		< 0.0053	U		< 0.0056	U		< 0.024	U		< 0.0088	U	
VMP-48	5	VMP-48-5-073124	7/31/2024	< 0.0032	U		< 0.0068	U		< 0.0097	U		< 0.0064	U		< 0.0047	U		< 0.0050	U		< 0.021	U		< 0.0078	U	

SEE LAST PAGE OF TABLE FOR NOTES

TABLE 5
HISTORICAL SUMMARY OF SOIL VAPOR ANALYTICAL DETECTIONS AND SCREENING RESULTS: VILLAGE - VOCS

Location	Depth (ft bgs)	Sample ID	Sample Date	Benzene			Bromodichloromethane			Butane			Carbon Tetrachloride			Chlorobenzene			Chloroform			Chloromethane			1,2-Dibromoethane (EDB)		
				0.37			450000						0.21			69			0.11						0.0078		
				Result (mg/m^3)	Lab Quals	AECOM Quals	Result (mg/m^3)	Lab Quals	AECOM Quals	Result (mg/m^3)	Lab Quals	AECOM Quals	Result (mg/m^3)	Lab Quals	AECOM Quals	Result (mg/m^3)	Lab Quals	AECOM Quals	Result (mg/m^3)	Lab Quals	AECOM Quals	Result (mg/m^3)	Lab Quals	AECOM Quals	Result (mg/m^3)	Lab Quals	AECOM Quals
VMP-48	10	VMP-48-10-103123	10/31/2023	< 0.0035	U		< 0.0073	U		< 0.01	U		< 0.0068	U		< 0.0050	U		0.0014	J		< 0.022	U		< 0.0084	U	
VMP-48	10	VMP-48-10-012924	1/29/2024	< 0.0036	U		< 0.0077	U		< 0.011	U		< 0.0072	U		< 0.0053	U		< 0.0056	U		< 0.024	U		< 0.0088	U	
VMP-48	10	VMP-48-10-050124	5/1/2024	0.0064	J		< 0.048	U		0.24			< 0.046	U		< 0.033	U		< 0.035	U		< 0.15	U		< 0.056	U	
VMP-48	10	VMP-48-10-073124	7/31/2024	< 0.01	U		< 0.022	U		< 0.031	U		< 0.02	U		< 0.015	U		< 0.016	U		< 0.067	U		< 0.025	U	
VMP-48	20	VMP-48-20-103123	10/31/2023	< 0.0031	U		< 0.0065	U		< 0.0093	U		< 0.0061	U		< 0.0045	U		< 0.0048	U		< 0.02	U		< 0.0075	U	
VMP-48	20	VMP-48-20-012924	1/29/2024	0.0019	J		< 0.0066	U		< 0.0094	U		< 0.0062	U		< 0.0046	U		< 0.0048	U		< 0.02	U		< 0.0076	U	
VMP-48	20	VMP-48-20-050124	5/1/2024	< 0.0036	U		< 0.0076	U		0.0052	J		< 0.0071	U		< 0.0052	U		< 0.0055	U		< 0.023	U		< 0.0087	U	
VMP-48	20	VMP-48-20-073124	7/31/2024	< 0.0036	U		< 0.0075	U		< 0.011	U		< 0.0070	U		< 0.0051	U		< 0.0054	U		< 0.023	U		< 0.0086	U	
VMP-48	30	VMP-48-30-103123	10/31/2023	0.00091	J		< 0.0069	U		< 0.0097	U		< 0.0064	U		< 0.0047	U		< 0.0050	U		< 0.021	U		< 0.0079	U	
VMP-48	30	VMP-48-30-012924	1/29/2024	< 0.0033	U		< 0.0070	U		< 0.0099	U		< 0.0066	U		< 0.0048	U		< 0.0051	U		< 0.022	U		< 0.0080	U	
VMP-48	30	VMP-48-30-050124	5/1/2024	< 0.0035	U		< 0.0074	U		< 0.01	U		< 0.0070	U		< 0.0051	U		< 0.0054	U		< 0.023	U		< 0.0085	U	
VMP-48	30	VMP-48-30-050124-DUP	5/1/2024	< 0.0036	U		< 0.0076	U		< 0.011	U		< 0.0071	U		< 0.0052	U		< 0.0055	U		< 0.023	U		< 0.0087	U	
VMP-48	30	VMP-48-30-073124	7/31/2024	< 0.0032	U		< 0.0068	U		< 0.0096	U		< 0.0064	U		< 0.0046	U		< 0.0049	U		< 0.021	U		< 0.0078	U	
VMP-49	5	VMP-49-5-103123	10/31/2023	< 0.0034	U		< 0.0070	U		< 0.01	U		< 0.0066	U		< 0.0048	U		< 0.0051	U		< 0.022	U		< 0.0081	U	
VMP-49	5	VMP-49-5-013124	1/31/2024	< 0.0033	U		< 0.0069	U		< 0.0098	U		< 0.0065	U		< 0.0047	U		< 0.0050	U		< 0.021	U		< 0.0079	U	
VMP-49	5	VMP-49-5-050124	5/1/2024	< 0.0033	U		< 0.0069	U		< 0.0098	U		< 0.0065	U		< 0.0048	U		< 0.0050	U		< 0.021	U		< 0.0080	U	
VMP-49	5	VMP-49-5-072924	7/29/2024	< 0.0034	U		< 0.0071	U		< 0.01	U		< 0.0067	U		< 0.0049	U		< 0.0052	U		< 0.022	U		< 0.0082	U	
VMP-49	10	VMP-49-10-103123	10/31/2023	< 0.0035	U		< 0.0073	U		< 0.01	U		< 0.0069	U		< 0.0050	U		< 0.0053	U		< 0.023	U		< 0.0084	U	
VMP-49	10	VMP-49-10-013124	1/31/2024	< 0.0034	U		< 0.0072	U		< 0.01	U		< 0.0067	U		< 0.0049	U		< 0.0052	U		< 0.022	U		< 0.0082	U	
VMP-49	10	VMP-49-10-050124	5/1/2024	< 0.0036	U		< 0.0076	U		< 0.011	U		< 0.0072	U		< 0.0052	U		< 0.0056	U		< 0.024	U		< 0.0088	U	
VMP-49	10	VMP-49-10-072924	7/29/2024	< 0.0037	U		< 0.0078	U		< 0.011	U		< 0.0073	U		< 0.0054	U		0.0021	J		< 0.024	U		< 0.0090	U	
VMP-49	20	VMP-49-20-103123	10/31/2023	< 0.0034	U		< 0.0070	U		< 0.01	U		< 0.0066	U		< 0.0048	U		< 0.0051	U		< 0.022	U		< 0.0081	U	
VMP-49	20	VMP-49-20-013124	1/31/2024	< 0.0034	U		< 0.0070	U		< 0.01	U		< 0.0066	U		< 0.0048	U		< 0.0051	U		< 0.022	U		< 0.0081	U	
VMP-49	20	VMP-49-20-013124-DUP	1/31/2024	< 0.0032	U		< 0.0068	U		< 0.0096	U		< 0.0064	U		< 0.0046	U		< 0.0049	U		< 0.021	U		< 0.0078	U	
VMP-49	20	VMP-49-20-050124	5/1/2024	< 0.0034	U		< 0.0071	U		< 0.01	U		< 0.0066	U		< 0.0048	U		< 0.0052	U		< 0.022	U		< 0.0081	U	
VMP-49	20	VMP-49-20-072924	7/29/2024	< 0.0036	U		< 0.0075	U		< 0.011	U		< 0.0071	U		0.0012	J		< 0.0055	U		< 0.023	U		< 0.0086	U	
VMP-49	30	VMP-49-30-103123	10/31/2023	< 0.0034	U		< 0.0071	U		< 0.01	U		< 0.0067	U		< 0.0049	U		< 0.0052	U		< 0.022	U		< 0.0082	U	
VMP-49	30	VMP-49-30-013124	1/31/2024	< 0.0034	U		< 0.0070	U		< 0.01	U		< 0.0066	U		< 0.0048	U		< 0.0051	U		< 0.022	U		< 0.0081	U	
VMP-49	30	VMP-49-30-050124	5/1/2024	< 0.0035	U		< 0.0074	U		< 0.01	U		< 0.0069	U		< 0.0051	U		< 0.0054	U		< 0.023	U		< 0.0084	U	
VMP-49	30	VMP-49-30-072924	7/29/2024	< 0.0036	U		< 0.0075	U		< 0.011	U		< 0.0071	U		< 0.0052	U		< 0.0055	U		< 0.023	U		< 0.0086	U	
VMP-50	5	VMP-50-5-103123	10/31/2023	< 0.0032	U		< 0.0067	U		< 0.0095	U		< 0.0063	U		< 0.0046	U		0.0012	J		< 0.021	U		< 0.0077	U	
VMP-50	5	VMP-50-5-012624	1/26/2024	< 0.0034	U		< 0.0071	U		< 0.01	U		< 0.0066	U		< 0.0048	U		< 0.0052	U		< 0.022	U		< 0.0081	U	
VMP-50	5	VMP-50-5-012624-DUP	1/26/2024	< 0.0032	U		< 0.0068	U		< 0.0096	U		< 0.0064	U		< 0.0047	U		< 0.0050	U		< 0.021	U		< 0.0078	U	
VMP-50	5	VMP-50-5-050124	5/1/2024	0.0021	J		< 0.0076	U		< 0.011	U		< 0.0072	U		< 0.0052	U		< 0.0056	U		< 0.024	U		< 0.0088	U	
VMP-50	5	VMP-50-5-073024	7/30/2024	< 0.0034	U		< 0.0071	U		< 0.01	U		< 0.0066	U		< 0.0048	U		< 0.0052	U		< 0.022	U		< 0.0081	U	
VMP-50	10	VMP-50-10-103123	10/31/2023	< 0.0032	U		0.0073			< 0.0095	U		< 0.0063	U		< 0.0046	U		0.024			< 0.02	U		< 0.0076	U	
VMP-50	10	VMP-50-10-012624	1/26/2024	< 0.0034	U		< 0.0071	U		< 0.01	U		< 0.0066	U		< 0.0048	U		0.0074			< 0.022	U		< 0.0081	U	
VMP-50	10	VMP-50-10-050124	5/1/2024	< 0.0036	U		< 0.0076	U		< 0.011	U		< 0.0072	U		< 0.0052	U		0.0021	J		< 0.024	U		< 0.0088	U	
VMP-50	10	VMP-50-10-073024	7/30/2024	< 0.0034	U		< 0.0071	U		< 0.01	U		< 0.0066	U		0.014		J	0.0014	J		< 0.022	U		< 0.0081	U	
VMP-50	10	VMP-50-10-073024-DUP	7/30/2024	< 0.0033	U		< 0.0069	U		< 0.0098	U		< 0.0065	U		< 0.0047	U	UJ	0.0013	J		< 0.021	U		< 0.0079	U	
VMP-50	20	VMP-50-20-103123	10/31/2023	< 0.0034	U		< 0.0070	U		< 0.01	U		< 0.0066	U		< 0.0048	U		0.034			< 0.022	U		< 0.0081	U	
VMP-50	20	VMP-50-20-012624	1/26/2024	< 0.0033	U		< 0.0069	U		< 0.0097	U		< 0.0064	U		< 0.0047	U		0.017			< 0.021	U		< 0.0079	U	
VMP-50	20	VMP-50-20-050124	5/1/2024	< 0.0040	U		< 0.0084	U		< 0.012	U		< 0.0079	U		< 0.0058	U		0.0024	J		< 0.026	U		< 0.0096	U	
VMP-50	20	VMP-50-20-073024	7/30/2024	0.00096	J		< 0.0074	U		< 0.01	U		< 0.0069	U		< 0.0051	U		0.0039	J		< 0.023	U		< 0.0084	U	
VMP-50	30	VMP-50-30-103123	10/31/2023	< 0.0033	U		< 0.0070	U		0.024			< 0.0066	U		< 0.0048	U		0.01			< 0.022	U		< 0.0080	U	
VMP-50	30	VMP-50-30-012624	1/26/2024	0.0020	J		< 0.0072	U		0.042			< 0.0067	U		< 0.0049	U		0.036			< 0.022	U		< 0.0082	U	
VMP-50	30	VMP-50-30-050124	5/1/2024	< 0.0035	U		< 0.0074	U		< 0.01	U		< 0.0070	U		< 0.0051	U		0.018			< 0.023	U		< 0.0085	U	
VMP-50	30	VMP-50-30-073024	7/30/2024	0.0010	J		< 0.0067	U		0.024			< 0.0063	U		< 0.0046	U		0.0063			< 0.021	U		< 0.0077	U	
VMP-51	5	VMP-51-5-102723	10/27/2023	< 0.0033	U		< 0.0070	U		< 0.0099	U		< 0.0065	U		< 0.0048	U		< 0.0051	U		< 0.021	U		< 0.0080	U	
VMP-51	5	VMP-51-5-012924	1/29/2024	< 0.0034	U		< 0.0072	U		< 0.01	U		< 0.0068	U		< 0.0049	U		< 0.0052	U		< 0.022	U		< 0.0083	U	
VMP-51	5	VMP-51-5-042624	4/26/2024	< 0.0032	U		< 0.0068	U		< 0.0096	U		< 0.0064	U		< 0.0046	U		< 0.0049	U		< 0.021	U		< 0.0078	U	
VMP-51	5	VMP-51-5-072624	7/26/2024	< 0.0037	U		< 0.0078	U		< 0.011	U		< 0.0074	U		< 0.0054	U		< 0.0057	U		< 0.024	U		< 0.0090	U	
VMP-51	5	VMP-51-5-072624-DUP	7/26/2024	< 0.0037	U		< 0.0077	U		< 0.011	U		< 0.0072	U		< 0.0053	U		< 0.0056	U		< 0.024	U		< 0.0088	U	
VMP-51	10	VMP-51-10-102723	10/27/2023	< 0.0034	U		< 0.0071	U		< 0.01	U		< 0.0067	U		< 0.0049	U		0.0015	J		< 0.022	U		< 0.0082	U	
VMP-51	10	VMP-51-10-012924	1/29/2024	< 0.0034	U		< 0.0070	U		< 0.01	U		< 0.0066	U		< 0.0048	U		< 0.0051	U		< 0.022	U		< 0.0081	U	
VMP-51	10	VMP-51-10-012924-DUP	1/29/2024	< 0.0034	U		< 0.0071	U		< 0.01	U		< 0.0067	U		< 0.0049	U		< 0.0052	U		< 0.022	U		< 0.0081	U	
VMP-51	10	VMP-51-10-042624	4/26/2024	< 0.0031	U		< 0.0066	U		< 0.0093	U		< 0.0062	U		< 0.0045	U		< 0.0048	U		< 0.02	U		< 0.0075	U	
VMP-51	10	VMP-51-10-072624	7/26/2024	< 0.0036	U		< 0.0077	U		< 0.011	U		< 0.0072	U		< 0.0053	U		0.0040	J		< 0.024	U		< 0.0088	U	
VMP-51	20	VMP-51-20-102723	10/27/2023	< 0.0035	U		< 0.0073	U		< 0.01	U		< 0.0068	U		< 0.0050	U		< 0.0053	U		< 0.022	U		< 0.0084	U	
VMP-51	20	VMP-51-20-012924	1/29/2024	< 0.0032	U		< 0.0067	U		< 0.0095	U		< 0.0063	U		< 0.0046	U		< 0.0048	U		< 0.02	U		< 0.0076	U	
VMP-51	20	VMP-51-20-042624	4/26/2024	< 0.0031	U		< 0.0065	U		< 0.0093	U		< 0.0061	U		< 0.0045	U		< 0.0048	U		< 0.02	U		< 0.0075	U	
VMP-51	20	VMP-51-20-072624	7/26/2024	< 0.0033	U		< 0.0070	U		< 0.0099	U		< 0.0066	U		< 0.0048	U		< 0.0051	U		< 0.022	U		< 0.0080	U	
VMP-51	30	VMP-51-30-102723	10/27/2023	< 0.0034	U		< 0.0071	U		< 0.01	U		< 0.0067	U		< 0.0049	U		< 0.0052	U		< 0.022	U		< 0.0082	U	
VMP-51	30	VMP-51-30-012924	1/29/2024	< 0.0033	U		< 0.0069	U		< 0.0097	U		< 0.0064	U		< 0.0047	U		< 0.0050	U		< 0.021	U		< 0.0079	U	
VMP-51	30	VMP-51-30-042624	4/26/2024	< 0.0033	U		< 0.0069	U		< 0.0098	U		< 0.0065	U		< 0.0047	U		< 0.0050	U		< 0.021	U		< 0.0079	U	
VMP-51	30	VMP-51-30-072924	7/29/2024	< 0.0034	U		< 0.0072	U		< 0.01	U		< 0.0067	U		< 0.0049	U		< 0.0052	U		< 0.022	U		< 0.0082	U	

TABLE 5
HISTORICAL SUMMARY OF SOIL VAPOR ANALYTICAL DETECTIONS AND SCREENING RESULTS: VILLAGE - VOCS

Location	Depth (ft bgs)	Sample ID	Sample Date	Benzene			Bromodichloromethane			Butane			Carbon Tetrachloride			Chlorobenzene			Chloroform			Chloromethane			1,2-Dibromoethane (EDB)		
				0.37			450000						0.21			69			0.11						0.0078		
				Result (mg/m^3)	Lab Quals	AECOM Quals	Result (mg/m^3)	Lab Quals	AECOM Quals	Result (mg/m^3)	Lab Quals	AECOM Quals	Result (mg/m^3)	Lab Quals	AECOM Quals	Result (mg/m^3)	Lab Quals	AECOM Quals	Result (mg/m^3)	Lab Quals	AECOM Quals	Result (mg/m^3)	Lab Quals	AECOM Quals	Result (mg/m^3)	Lab Quals	AECOM Quals
VMP-52	5	VMP-52-5-103023	10/30/2023	< 0.0032	U		< 0.0068	U		< 0.0096	U		< 0.0064	U		< 0.0046	U		< 0.0049	U		< 0.021	U		< 0.0078	U	
VMP-52	5	VMP-52-5-012924	1/29/2024	0.0012	J		< 0.0069	U		< 0.0098	U		< 0.0065	U		< 0.0048	U		< 0.0050	U		< 0.021	U		< 0.0080	U	
VMP-52	5	VMP-52-5-042624	4/26/2024	< 0.0034	U		< 0.0071	U		< 0.01	U		< 0.0066	U		< 0.0048	U		< 0.0052	U		< 0.022	U		< 0.0081	U	
VMP-52	5	VMP-52-5-073124	7/31/2024	< 0.0034	U		< 0.0072	U		< 0.01	U		< 0.0068	U		< 0.0050	U		< 0.0053	U		< 0.022	U		< 0.0083	U	
VMP-52	10	VMP-52-10-103023	10/30/2023	< 0.0031	U		< 0.0065	U		< 0.0093	U		< 0.0061	U		< 0.0045	U		< 0.0048	U		< 0.02	U		< 0.0075	U	
VMP-52	10	VMP-52-10-012924	1/29/2024	< 0.0030	U		< 0.0064	U		< 0.0091	U		< 0.0060	U		< 0.0044	U		< 0.0047	U		< 0.02	U		< 0.0073	U	
VMP-52	10	VMP-52-10-042624	4/26/2024	< 0.0034	U		< 0.0071	U		< 0.01	U		< 0.0066	U		< 0.0048	U		< 0.0052	U		< 0.022	U		< 0.0081	U	
VMP-52	10	VMP-52-10-073124	7/31/2024	< 0.0035	U		< 0.0074	U		< 0.01	U		< 0.0069	U		< 0.0051	U		< 0.0054	U		< 0.023	U		< 0.0084	U	
VMP-52	20	VMP-52-20-103023	10/30/2023	< 0.0032	U		< 0.0067	U		< 0.0095	U		< 0.0063	U		< 0.0046	U		< 0.0048	U		< 0.02	U		< 0.0076	U	
VMP-52	20	VMP-52-20-012924	1/29/2024	< 0.0030	U		< 0.0064	U		< 0.0090	U		< 0.0060	U		< 0.0044	U		< 0.0046	U		< 0.02	U		< 0.0073	U	
VMP-52	20	VMP-52-20-042624	4/26/2024	< 0.0032	U		< 0.0067	U		< 0.0096	U		< 0.0063	U		< 0.0046	U		< 0.0049	U		< 0.021	U		< 0.0077	U	
VMP-52	20	VMP-52-20-073124	7/31/2024	0.00095	J		< 0.0077	U		< 0.011	U		< 0.0073	U		< 0.0053	U		< 0.0056	U		< 0.024	U		< 0.0089	U	
VMP-52	30	VMP-52-30-103023	10/30/2023	< 0.0031	U		< 0.0065	U		< 0.0092	U		< 0.0061	U		< 0.0045	U		< 0.0047	U		< 0.02	U		< 0.0074	U	
VMP-52	30	VMP-52-30-012924	1/29/2024	< 0.0031	U		< 0.0066	U		< 0.0093	U		< 0.0062	U		< 0.0045	U		< 0.0048	U		< 0.02	U		< 0.0075	U	
VMP-52	30	VMP-52-30-042624	4/26/2024	< 0.0034	U		< 0.0072	U		< 0.01	U		< 0.0067	U		< 0.0049	U		< 0.0052	U		< 0.022	U		< 0.0082	U	
VMP-52	30	VMP-52-30-042624-DUP	4/26/2024	< 0.0032	U		< 0.0066	U		< 0.0094	U		< 0.0062	U		< 0.0046	U		< 0.0048	U		< 0.02	U		< 0.0076	U	
VMP-52	30	VMP-52-30-073124	7/31/2024	< 0.0037	U		< 0.0077	U		< 0.011	U		< 0.0073	U		< 0.0053	U		< 0.0056	U		< 0.024	U		< 0.0089	U	
VMP-53	5	VMP-53-5-120123	12/1/2023	< 0.0034	U		< 0.0071	U		< 0.01	U		< 0.0066	U		< 0.0048	U		< 0.0052	U		< 0.022	U		< 0.0081	U	
VMP-53	5	VMP-53-5-012424	1/24/2024	< 0.0035	U		< 0.0074	U		< 0.01	U		< 0.0070	U		< 0.0051	U		< 0.0054	U		< 0.023	U		< 0.0085	U	
VMP-53	5	VMP-53-5-042524	4/25/2024	< 0.0036	U		< 0.0077	U		< 0.011	U		< 0.0072	U		< 0.0053	U		< 0.0056	U		< 0.024	U		< 0.0088	U	
VMP-53	5	VMP-53-5-072224	7/22/2024	0.0010	J		< 0.0070	U		< 0.01	U		< 0.0066	U		< 0.0048	U		0.0016	J		< 0.022	U		< 0.0081	U	
VMP-53	10	VMP-53-10-102523	10/25/2023	< 0.0035	U		< 0.0073	U		< 0.01	U		< 0.0068	U		< 0.0050	U		< 0.0053	U		< 0.022	U		< 0.0084	U	
VMP-53	10	VMP-53-10-012424	1/24/2024	< 0.0037	U		< 0.0078	U		< 0.011	U		< 0.0073	U		< 0.0053	U		< 0.0057	U		< 0.024	U		< 0.0089	U	
VMP-53	10	VMP-53-10-042524	4/25/2024	< 0.0034	U		< 0.0071	U		< 0.01	U		< 0.0066	U		< 0.0048	U		< 0.0052	U		< 0.022	U		< 0.0081	U	
VMP-53	10	VMP-53-10-072224	7/22/2024	0.0012	J		0.0038	J		< 0.011	U		< 0.0072	U		< 0.0053	U		0.0064			< 0.024	U		< 0.0088	U	
VMP-53	20	VMP-53-20-102523	10/25/2023	0.0013	J		< 0.0078	U		< 0.011	U		< 0.0073	U		< 0.0054	U		< 0.0057	U		< 0.024	U		< 0.0090	U	
VMP-53	20	VMP-53-20-012424	1/24/2024	0.0011	J		< 0.0077	U		< 0.011	U		< 0.0072	U		< 0.0053	U		< 0.0056	U		< 0.024	U		< 0.0088	U	
VMP-53	20	VMP-53-20-042524	4/25/2024	< 0.0035	U		< 0.0073	U		< 0.01	U		< 0.0069	U		< 0.0050	U		< 0.0053	U		< 0.023	U		< 0.0084	U	
VMP-53	20	VMP-53-20-042524-DUP	4/25/2024	< 0.0035	U		< 0.0073	U		< 0.01	U		< 0.0068	U		< 0.0050	U		< 0.0053	U		< 0.022	U		< 0.0084	U	
VMP-53	20	VMP-53-20-072224	7/22/2024	< 0.0037	U		< 0.0078	U		< 0.011	U		< 0.0074	U		< 0.0054	U		0.0030	J		< 0.024	U		< 0.0090	U	
VMP-53	30	VMP-53-30-102523	10/25/2023	< 0.0036	U		< 0.0075	U		< 0.011	U		< 0.0070	U		< 0.0051	U		0.0022	J		< 0.023	U		< 0.0086	U	
VMP-53	30	VMP-53-30-012424	1/24/2024	0.00084	J		< 0.0070	U		< 0.01	U		< 0.0066	U		< 0.0048	U		0.0017	J		< 0.022	U		< 0.0081	U	
VMP-53	30	VMP-53-30-042524	4/25/2024	0.00092	J		< 0.0081	U		< 0.012	U		< 0.0076	U		< 0.0056	U		0.0018	J		< 0.025	U		< 0.0093	U	
VMP-53	30	VMP-53-30-072224	7/22/2024	< 0.0034	U		< 0.0071	U		< 0.01	U		< 0.0067	U		< 0.0049	U		< 0.0052	U		< 0.022	U		< 0.0081	U	
VMP-54	5	VMP-54-5-102523	10/25/2023	< 0.0034	U		< 0.0072	U		< 0.01	U		< 0.0067	U		< 0.0049	U		0.12			< 0.022	U		< 0.0082	U	
VMP-54	5	VMP-54-5-012424	1/24/2024	< 0.0034	U		< 0.0072	U		< 0.01	U		< 0.0067	U		< 0.0049	U		0.01			< 0.022	U		< 0.0082	U	
VMP-54	5	VMP-54-5-042524	4/25/2024	0.0036			< 0.0066	U		< 0.0094	U		< 0.0062	U		< 0.0046	U		0.0070			< 0.02	U		< 0.0076	U	
VMP-54	5	VMP-54-5-072224	7/22/2024	< 0.0036	U		< 0.0076	U		< 0.011	U		< 0.0071	U		< 0.0052	U		0.0073			< 0.023	U		< 0.0087	U	
VMP-54	10	VMP-54-10-102523	10/25/2023	< 0.0035	U		< 0.0074	U		< 0.01	U		< 0.0069	U		< 0.0051	U		0.042			< 0.023	U		< 0.0084	U	
VMP-54	10	VMP-54-10-012424	1/24/2024	< 0.0035	U		< 0.0073	U		< 0.01	U		< 0.0068	U		< 0.0050	U		0.025			< 0.022	U		< 0.0083	U	
VMP-54	10	VMP-54-10-042524	4/25/2024	< 0.0034	U		< 0.0072	U		< 0.01	U		< 0.0068	U		< 0.0049	U		0.0086			< 0.022	U		< 0.0083	U	
VMP-54	10	VMP-54-10-072224	7/22/2024	0.0027	J		< 0.0078	U		< 0.011	U		< 0.0073	U		< 0.0054	U		0.016			< 0.024	U		< 0.0090	U	
VMP-54	20	VMP-54-20-102523	10/25/2023	< 0.0036	U		< 0.0075	U		< 0.011	U		< 0.0070	U		< 0.0051	U		0.0064			< 0.023	U		< 0.0086	U	
VMP-54	20	VMP-54-20-012424	1/24/2024	< 0.0036	U		< 0.0076	U		< 0.011	U		< 0.0071	U		< 0.0052	U		0.0045	J		< 0.023	U		< 0.0087	U	
VMP-54	20	VMP-54-20-012424-DUP	1/24/2024	< 0.0035	U		< 0.0074	U		< 0.01	U		< 0.0070	U		< 0.0051	U		0.0041	J		< 0.023	U		< 0.0085	U	
VMP-54	20	VMP-54-20-042524	4/25/2024	< 0.0033	U		< 0.0069	U		< 0.0098	U		< 0.0065	U		< 0.0048	U		0.0027	J		< 0.021	U		< 0.0080	U	
VMP-54	20	VMP-54-20-072224	7/22/2024	< 0.0037	U		< 0.0077	U		< 0.011	U		< 0.0072	U		< 0.0053	U		0.0053	J		< 0.024	U		< 0.0088	U	
VMP-54	30	VMP-54-30-102523	10/25/2023	< 0.0035	U		< 0.0074	U		0.0072	J		< 0.0069	U		< 0.0051	U		0.26			< 0.023	U		< 0.0084	U	
VMP-54	30	VMP-54-30-012424	1/24/2024	< 0.0033	U		< 0.0069	U		0.0067	J		< 0.0065	U		< 0.0048	U		0.013			< 0.021	U		< 0.0080	U	
VMP-54	30	VMP-54-30-042524	4/25/2024	< 0.0033	U		< 0.0070	U		< 0.0099	U		< 0.0066	U		< 0.0048	U		0.019			< 0.022	U		< 0.0080	U	
VMP-54	30	VMP-54-30-072224	7/22/2024	< 0.0032	U		< 0.0068	U		< 0.0097	U		< 0.0064	U		< 0.0047	U		0.026			< 0.021	U		< 0.0078	U	
VMP-56	10	VMP-56-10-110123	11/1/2023	< 0.0037	U		< 0.0078	U		< 0.011	U		< 0.0074	U		< 0.0054	U		< 0.0057	U		< 0.024	U		< 0.0090	U	
VMP-56	10	VMP-56-10-020124	2/1/2024	< 0.0034	U		< 0.0072	U		< 0.01	U		< 0.0068	U		< 0.0050	U		< 0.0053	U		< 0.022	U		< 0.0083	U	
VMP-56	10	VMP-56-10-050224	5/2/2024	< 0.0038	U		< 0.0081	U		< 0.011	U		< 0.0076	U		< 0.0055	U		< 0.0059	U		< 0.025	U		< 0.0092	U	
VMP-56	10	VMP-56-10-050224-DUP	5/2/2024	< 0.0037	U		< 0.0077	U		< 0.011	U		< 0.0073	U		< 0.0053	U		< 0.0056	U		< 0.024	U		< 0.0089	U	
VMP-56	10	VMP-56-10-072424	7/24/2024	< 0.0039	U		< 0.0082	U		< 0.012	U		< 0.0077	U		0.012			0.0026	J		< 0.025	U		< 0.0094	U	
VMP-56	25	VMP-56-25-110123	11/1/2023	< 0.0034	U		< 0.0071	U		< 0.01	U		< 0.0066	U		< 0.0048	U		< 0.0052	U		< 0.022	U		< 0.0081	U	
VMP-56	25	VMP-56-25-020124	2/1/2024	< 0.0034	U		< 0.0072	U		< 0.01	U		< 0.0067	U		< 0.0049	U		< 0.0052	U		< 0.022	U		< 0.0082	U	
VMP-56	25	VMP-56-25-050224	5/2/2024	< 0.0037	U		< 0.0077	U		< 0.011	U		< 0.0073	U		< 0.0053	U		< 0.0056	U		< 0.024	U		< 0.0089	U	
VMP-56	25	VMP-56-25-072424	7/24/2024	0.0010	J		< 0.0078	U		< 0.011	U		< 0.0074	U		< 0.0054	U		< 0.0057	U		< 0.024	U		< 0.0090	U	
VMP-56	38.5	VMP-56-38.5-110123	11/1/2023	230			< 28	U		300			< 26	U		< 19	U		< 20	U		< 86	U		< 32	U	
VMP-56	38.5	VMP-56-38.5-020124	2/1/2024	130			< 7.5	U		100			< 7	U		< 5.2	U		< 5.5	U		< 23	U		< 8.6	U	
VMP-56	38.5	VMP-56-38.5-050224	5/2/2024	42			< 4	U		65			< 3.8	U		< 2.8	U		< 2.9	U		< 5	U		< 4.6	U	
VMP-56	38.5	VMP-56-38.5-072424	7/24/2024	0.67			< 0.15	U		0.58			< 0.14	U		< 0.1	U		< 0.11	U		< 0.18	U		< 0.17	U	

SEE LAST PAGE OF TABLE FOR NOTES

TABLE 5
HISTORICAL SUMMARY OF SOIL VAPOR ANALYTICAL DETECTIONS AND SCREENING RESULTS: VILLAGE - VOCS

Location	Depth (ft bgs)	Sample ID	Sample Date	Benzene			Bromodichloromethane			Butane			Carbon Tetrachloride			Chlorobenzene			Chloroform			Chloromethane			1,2-Dibromoethane (EDB)		
				0.37			450000						0.21			69			0.11						0.0078		
				Result (mg/m^3)	Lab Quals	AECOM Quals	Result (mg/m^3)	Lab Quals	AECOM Quals	Result (mg/m^3)	Lab Quals	AECOM Quals	Result (mg/m^3)	Lab Quals	AECOM Quals	Result (mg/m^3)	Lab Quals	AECOM Quals	Result (mg/m^3)	Lab Quals	AECOM Quals	Result (mg/m^3)	Lab Quals	AECOM Quals	Result (mg/m^3)	Lab Quals	AECOM Quals
VMP-62	5	VMP-62-5-102623	10/26/2023	< 0.0036	U		< 0.0077	U		< 0.011	U		< 0.0072	U		< 0.0053	U		< 0.0056	U		< 0.024	U		< 0.0088	U	
VMP-62	5	VMP-62-5-012924	1/29/2024	< 0.0032	U		< 0.0068	U		< 0.0097	U		< 0.0064	U		< 0.0047	U		< 0.0050	U		< 0.021	U		< 0.0078	U	
VMP-62	5	VMP-62-5-042924	4/29/2024	< 0.0034	U		< 0.0072	U		< 0.01	U		< 0.0068	U		< 0.0049	U		< 0.0052	U		< 0.022	U		< 0.0083	U	
VMP-62	5	VMP-62-5-073024	7/30/2024	< 0.0034	U		< 0.0070	U		< 0.01	U		< 0.0066	U		< 0.0048	U		< 0.0051	U		< 0.022	U		< 0.0081	U	
VMP-62	10	VMP-62-10-102623	10/26/2023	**0.0017**	J		< 0.0074	U		< 0.01	U		< 0.0070	U		< 0.0051	U		**0.0052**	J		< 0.023	U		< 0.0085	U	
VMP-62	10	VMP-62-10-012924	1/29/2024	< 0.0034	U		< 0.0071	U		< 0.01	U		< 0.0066	U		< 0.0048	U		**0.0067**			< 0.022	U		< 0.0081	U	
VMP-62	10	VMP-62-10-012924-DUP	1/29/2024	< 0.0032	U		< 0.0068	U		< 0.0096	U		< 0.0064	U		< 0.0047	U		**0.0073**			< 0.021	U		< 0.0078	U	
VMP-62	10	VMP-62-10-042924	4/29/2024	< 0.0036	U		**0.0024**	J		< 0.011	U		< 0.0071	U		< 0.0052	U		**0.0095**			< 0.023	U		< 0.0086	U	
VMP-62	10	VMP-62-10-073024	7/30/2024	< 0.0030	U		< 0.0063	U		< 0.0090	U		< 0.0059	U		< 0.0044	U		**0.0049**			< 0.02	U		< 0.0073	U	
VMP-62	20	VMP-62-20-102623	10/26/2023	< 0.0035	U		< 0.0074	U		< 0.01	U		< 0.0070	U		< 0.0051	U		**0.0059**			< 0.023	U		< 0.0085	U	
VMP-62	20	VMP-62-20-013024	1/30/2024	< 0.0034	U		< 0.0071	U		< 0.01	U		< 0.0066	U		< 0.0048	U		**0.0057**			< 0.022	U		< 0.0081	U	
VMP-62	20	VMP-62-20-042924	4/29/2024	< 0.0035	U		< 0.0074	U		< 0.01	U		< 0.0069	U		< 0.0051	U		**0.0043**	J		< 0.023	U		< 0.0084	U	
VMP-62	20	VMP-62-20-073024	7/30/2024	< 0.0034	U		< 0.0072	U		< 0.01	U		< 0.0068	U		< 0.0049	U		**0.0039**	J		< 0.022	U		< 0.0083	U	
VMP-62	30	VMP-62-30-102623	10/26/2023	**0.00098**	J		< 0.0071	U		< 0.01	U		< 0.0066	U		< 0.0048	U		**0.0033**	J		< 0.022	U		< 0.0081	U	
VMP-62	30	VMP-62-30-013024	1/30/2024	< 0.0033	U		< 0.0069	U		< 0.0098	U		< 0.0065	U		< 0.0047	U		**0.0012**	J		< 0.021	U		< 0.0079	U	
VMP-62	30	VMP-62-30-042924	4/29/2024	< 0.0037	U		< 0.0077	U		< 0.011	U		< 0.0073	U		< 0.0053	U		< 0.0056	U		< 0.024	U		< 0.0089	U	
VMP-62	30	VMP-62-30-073024	7/30/2024	< 0.0036	U		< 0.0075	U		< 0.011	U		< 0.0070	U		< 0.0051	U		< 0.0054	U		< 0.023	U		< 0.0086	U	
VMP-62	30	VMP-62-30-073024-DUP	7/30/2024	< 0.0035	U		< 0.0074	U		< 0.01	U		< 0.0069	U		< 0.0051	U		< 0.0054	U		< 0.023	U		< 0.0084	U	
VMP-63	5	VMP-63-5-102723	10/27/2023	< 0.0032	U		< 0.0068	U		< 0.0097	U		< 0.0064	U		< 0.0047	U		< 0.0050	U		< 0.021	U		< 0.0078	U	
VMP-63	5	VMP-63-5-013024	1/30/2024	**0.0012**	J		< 0.0071	U		< 0.01	U		< 0.0066	U		< 0.0048	U		< 0.0052	U		< 0.022	U		< 0.0081	U	
VMP-63	5	VMP-63-5-050324	5/3/2024	< 0.0034	U		< 0.0072	U		< 0.01	U		< 0.0067	U		< 0.0049	U		< 0.0052	U		< 0.022	U		< 0.0082	U	
VMP-63	5	VMP-63-5-072624	7/26/2024	< 0.0033	U		< 0.0070	U		< 0.0099	U		< 0.0065	U		< 0.0048	U		< 0.0051	U		< 0.021	U		< 0.0080	U	
VMP-63	10	VMP-63-10-102723	10/27/2023	< 0.0033	U		< 0.0069	U		< 0.0098	U		< 0.0065	U		< 0.0048	U		< 0.0050	U		< 0.021	U		< 0.0080	U	
VMP-63	10	VMP-63-10-013024	1/30/2024	< 0.0031	U		< 0.0064	U		< 0.0091	U		< 0.0060	U		< 0.0044	U		< 0.0047	U		< 0.02	U		< 0.0074	U	
VMP-63	10	VMP-63-10-050324	5/3/2024	< 0.0034	U		< 0.0072	U		< 0.01	U		< 0.0068	U		< 0.0049	U		< 0.0052	U		< 0.022	U		< 0.0083	U	
VMP-63	10	VMP-63-10-072624	7/26/2024	**0.0017**	J		< 0.0077	U		< 0.011	U		< 0.0073	U		< 0.0053	U		< 0.0056	U		< 0.024	U		< 0.0089	U	
VMP-63	20	VMP-63-20-102723	10/27/2023	< 0.0035	U		< 0.0073	U		< 0.01	U		< 0.0069	U		< 0.0050	U		< 0.0053	U		< 0.023	U		< 0.0084	U	
VMP-63	20	VMP-63-20-022924	2/29/2024	**0.0019**	J		< 0.0070	U		**0.0065**	J		< 0.0066	U		< 0.0048	U		< 0.0051	U		< 0.022	U		< 0.0081	U	
VMP-63	20	VMP-63-20-050324	5/3/2024	< 0.0036	U		< 0.0076	U		< 0.011	U		< 0.0071	U		< 0.0052	U		< 0.0055	U		< 0.023	U		< 0.0087	U	
VMP-63	20	VMP-63-20-072624	7/26/2024	< 0.0035	U		< 0.0073	U		< 0.01	U		< 0.0069	U		< 0.0050	U		**0.0086**			< 0.023	U		< 0.0084	U	
VMP-63	30	VMP-63-30-102723	10/27/2023	< 0.0034	U		< 0.0071	U		< 0.01	U		< 0.0067	U		< 0.0049	U		< 0.0052	U		< 0.022	U		< 0.0082	U	
VMP-63	30	VMP-63-30-013024	1/30/2024	< 0.0032	U		< 0.0068	U		< 0.0096	U		< 0.0064	U		< 0.0046	U		< 0.0049	U		< 0.021	U		< 0.0078	U	
VMP-63	30	VMP-63-30-013024-DUP	1/30/2024	< 0.0033	U		< 0.0070	U		< 0.0099	U		< 0.0066	U		< 0.0048	U		< 0.0051	U		< 0.022	U		< 0.0080	U	
VMP-63	30	VMP-63-30-050324	5/3/2024	< 0.0038	U		< 0.0080	U		< 0.011	U		< 0.0075	U		< 0.0055	U		< 0.0058	U		< 0.025	U		< 0.0092	U	
VMP-63	30	VMP-63-30-050324-DUP	5/3/2024	< 0.0037	U		< 0.0077	U		< 0.011	U		< 0.0072	U		< 0.0053	U		< 0.0056	U		< 0.024	U		< 0.0088	U	
VMP-63	30	VMP-63-30-072624	7/26/2024	< 0.0033	U		< 0.0069	U		< 0.0098	U		< 0.0065	U		< 0.0048	U		**0.0030**	J		< 0.021	U		< 0.0080	U	
VMP-64	5	VMP-64-5-102623	10/26/2023	**0.0013**	J		< 0.0077	U		< 0.011	U		< 0.0072	U		< 0.0053	U		< 0.0056	U		< 0.024	U		< 0.0088	U	
VMP-64	5	VMP-64-5-012924	1/29/2024	< 0.0033	U		< 0.0070	U		< 0.0099	U		< 0.0066	U		< 0.0048	U		< 0.0051	U		< 0.022	U		< 0.0080	U	
VMP-64	5	VMP-64-5-042624	4/26/2024	< 0.0033	U		< 0.0070	U		< 0.0099	U		< 0.0065	U		< 0.0048	U		< 0.0051	U		< 0.021	U		< 0.0080	U	
VMP-64	5	VMP-64-5-072524	7/25/2024	< 0.0033	U		< 0.0070	U		< 0.0099	U		< 0.0066	U		< 0.0048	U		**0.0094**			< 0.022	U		< 0.0080	U	
VMP-64	10	VMP-64-10-102623	10/26/2023	**0.0012**	J		< 0.0077	U		< 0.011	U		< 0.0073	U		< 0.0053	U		< 0.0056	U		< 0.024	U		< 0.0089	U	
VMP-64	10	VMP-64-10-012924	1/29/2024	< 0.0032	U		< 0.0068	U		< 0.0096	U		< 0.0064	U		< 0.0046	U		< 0.0049	U		< 0.021	U		< 0.0078	U	
VMP-64	10	VMP-64-10-042624	4/26/2024	< 0.0039	U		< 0.0082	U		< 0.012	U		< 0.0077	U		< 0.0056	U		< 0.0060	U		< 0.025	U		< 0.0094	U	
VMP-64	10	VMP-64-10-072524	7/25/2024	< 0.0034	U		< 0.0072	U		< 0.01	U		< 0.0067	U		< 0.0049	U		< 0.0052	U		< 0.022	U		< 0.0082	U	
VMP-64	20	VMP-64-20-102623	10/26/2023	< 0.0035	U		< 0.0073	U		< 0.01	U		< 0.0068	U		< 0.0050	U		< 0.0053	U		< 0.022	U		< 0.0084	U	
VMP-64	20	VMP-64-20-012924	1/29/2024	**0.0018**	J		< 0.0070	U		< 0.01	U		< 0.0066	U		< 0.0048	U		< 0.0051	U		< 0.022	U		< 0.0081	U	
VMP-64	20	VMP-64-20-042624	4/26/2024	< 0.0035	U		< 0.0073	U		< 0.01	U		< 0.0069	U		< 0.0050	U		< 0.0053	U		< 0.023	U		< 0.0084	U	
VMP-64	20	VMP-64-20-042624-DUP	4/26/2024	< 0.0034	U		< 0.0071	U		< 0.01	U		< 0.0067	U		< 0.0049	U		< 0.0052	U		< 0.022	U		< 0.0082	U	
VMP-64	20	VMP-64-20-072524	7/25/2024	**0.00085**	J		< 0.0071	U		< 0.01	U		< 0.0066	U		< 0.0048	U		< 0.0052	U		< 0.022	U		< 0.0081	U	

TABLE 5
HISTORICAL SUMMARY OF SOIL VAPOR ANALYTICAL DETECTIONS AND SCREENING RESULTS: VILLAGE - VOCS

Location	Depth (ft bgs)	Sample ID	Sample Date	1,4-Dichlorobenzene			Dichlorodifluoromethane			1,2-Dichloroethane			Dichloromethane (Methylene Chloride)			1,4-Dioxane			Ethanol			Ethylbenzene			4-Ethyltoluene		
				1200			270			0.099			5.6			0.22						1.3					
				Result (mg/m^3)	Lab Quals	AECOM Quals	Result (mg/m^3)	Lab Quals	AECOM Quals	Result (mg/m^3)	Lab Quals	AECOM Quals	Result (mg/m^3)	Lab Quals	AECOM Quals	Result (mg/m^3)	Lab Quals	AECOM Quals	Result (mg/m^3)	Lab Quals	AECOM Quals	Result (mg/m^3)	Lab Quals	AECOM Quals	Result (mg/m^3)	Lab Quals	AECOM Quals
VMP-1	5	VMP-1-5-102723	10/27/2023	< 0.0061	U		< 0.0050	U		< 0.0041	U		< 0.035	U		< 0.014	U		< 0.019	U		< 0.0044	U		< 0.0050	U	
VMP-1	5	VMP-1-5-013024	1/30/2024	< 0.0066	U		< 0.0054	U		< 0.0044	U		< 0.038	U		< 0.016	U		< 0.021	U		0.0044	J		0.0039	J	
VMP-1	5	VMP-1-5-050324	5/3/2024	< 0.0072	U		< 0.0060	U		< 0.0049	U		< 0.042	U		< 0.017	U		< 0.023	U		< 0.0052	U		< 0.0059	U	
VMP-1	5	VMP-1-5-072624	7/26/2024	< 0.0075	U		< 0.0062	U		< 0.0050	U		< 0.043	U		< 0.018	U		< 0.024	U		< 0.0054	U		< 0.0061	U	
VMP-1	8.5	VMP-1-8.5-102723	10/27/2023	< 0.0065	U		< 0.0054	U		< 0.0044	U		< 0.038	U		< 0.016	U		< 0.02	U		< 0.0047	U		< 0.0053	U	
VMP-1	8.5	VMP-1-8.5-013024	1/30/2024	< 0.0066	U		< 0.0054	U		< 0.0044	U		< 0.038	U		< 0.016	U		< 0.021	U		< 0.0048	U		< 0.0054	U	
VMP-1	8.5	VMP-1-8.5-013024-DUP	1/30/2024	< 0.0061	U		< 0.0050	U		< 0.0041	U		< 0.035	U		< 0.014	U		< 0.019	U		< 0.0044	U		< 0.0050	U	
VMP-1	8.5	VMP-1-8.5-050324	5/3/2024	< 0.0073	U		< 0.0060	U		< 0.0049	U		< 0.042	U		< 0.017	U		< 0.023	U		< 0.0052	U		< 0.0059	U	
VMP-1	8.5	VMP-1-8.5-072624	7/26/2024	< 0.0062	U		< 0.0051	U		< 0.0042	U		< 0.036	U		< 0.015	U		< 0.02	U		< 0.0045	U		< 0.0051	U	
VMP-1	38.5	VMP-1-38.5-013024	1/30/2024	< 0.0062	U		< 0.0051	U		< 0.0041	U		< 0.036	U		< 0.015	U		< 0.019	U		< 0.0044	U		< 0.0050	U	
VMP-1	38.5	VMP-1-38.5-050324	5/3/2024	< 0.0067	U		< 0.0055	U		< 0.0045	U		< 0.039	U		< 0.016	U		< 0.021	U		< 0.0048	U		< 0.0055	U	
VMP-1	38.5	VMP-1-38.5-072624	7/26/2024	< 0.0071	U		< 0.0059	U		< 0.0048	U		< 0.041	U		< 0.017	U		< 0.022	U		< 0.0051	U		< 0.0058	U	
VMP-2	5	VMP-2-5-103023	10/30/2023	< 0.0062	U		< 0.0051	U		< 0.0042	U		< 0.036	U		< 0.015	U		< 0.019	U		< 0.0045	U		< 0.0051	U	
VMP-2	5	VMP-2-5-013124	1/31/2024	< 0.0062	U		< 0.0051	U		< 0.0042	U		< 0.036	U		< 0.015	U		< 0.019	U		< 0.0045	U		< 0.0051	U	
VMP-2	5	VMP-2-5-050624	5/6/2024	< 0.0068	U		< 0.0056	U		< 0.0046	U		< 0.039	U		< 0.016	U		< 0.021	U		< 0.0049	U		< 0.0056	U	
VMP-2	5	VMP-2-5-072324	7/23/2024	< 0.0068	U		< 0.0056	U		< 0.0046	U		< 0.04	U		< 0.016	U		< 0.021	U		< 0.0049	U		< 0.0056	U	
VMP-2	8.5	VMP-2-8.5-103023	10/30/2023	< 0.0063	U		< 0.0052	U		< 0.0043	U		< 0.037	U		< 0.015	U		0.0099	J	J	< 0.0046	U		< 0.0052	U	
VMP-2	8.5	VMP-2-8.5-013124	1/31/2024	< 0.0066	U		< 0.0054	U		< 0.0044	U		< 0.038	U		< 0.016	U		< 0.021	U		0.0012	J		< 0.0054	U	
VMP-2	8.5	VMP-2-8.5-050624	5/6/2024	< 0.0064	U		< 0.0053	U		< 0.0043	U		< 0.037	U		< 0.015	U		< 0.02	U		< 0.0046	U		< 0.0053	U	
VMP-2	8.5	VMP-2-8.5-072324	7/23/2024	< 0.0064	U		< 0.0053	U		< 0.0043	U		< 0.037	U		< 0.015	U		< 0.02	U		< 0.0046	U		< 0.0053	U	
VMP-2	22	VMP-2-22-103023	10/30/2023	< 0.0060	U		< 0.0050	U		< 0.0041	U		< 0.035	U		< 0.014	U		< 0.019	U		< 0.0044	U		< 0.0049	U	
VMP-2	22	VMP-2-22-013124	1/31/2024	< 0.0062	U		< 0.0051	U		< 0.0042	U		< 0.036	U		< 0.015	U		< 0.019	U		< 0.0045	U		< 0.0051	U	
VMP-2	22	VMP-2-22-050624	5/6/2024	< 0.0061	U		< 0.0050	U		< 0.0041	U		< 0.035	U		< 0.014	U		< 0.019	U		< 0.0044	U		< 0.0050	U	
VMP-2	22	VMP-2-22-072324	7/23/2024	< 0.0066	U		< 0.0054	U		< 0.0044	U		< 0.038	U		< 0.016	U		< 0.021	U		< 0.0048	U		< 0.0054	U	
VMP-2	42	VMP-2-42-072324	7/23/2024	< 68	U		< 56	U		< 46	U		< 160	U		< 160	U		< 110	U		< 49	U		< 56	U	
VMP-3	5	VMP-3-5-110223	11/2/2023	< 0.0061	U		0.0028	J		< 0.0041	U		< 0.035	U		< 0.015	U		< 0.019	U		< 0.0044	U		< 0.0050	U	
VMP-3	5	VMP-3-5-022924	2/29/2024	< 0.0067	U		< 0.0055	U		< 0.0045	U		< 0.039	U		< 0.016	U		< 0.021	U		< 0.0048	U		< 0.0055	U	
VMP-3	5	VMP-3-5-050224	5/2/2024	< 0.0072	U		< 0.0059	U		< 0.0048	U		< 0.042	U		< 0.017	U		0.013	J		< 0.0052	U		< 0.0059	U	
VMP-3	5	VMP-3-5-072524	7/25/2024	< 0.0070	U		< 0.0057	U		< 0.0047	U		< 0.04	U		< 0.017	U		< 0.022	U		< 0.0050	U		< 0.0057	U	
VMP-3	10	VMP-3-10-110223	11/2/2023	< 0.0059	U		0.0024	J		< 0.0040	U		< 0.034	U		< 0.014	U		0.0092	J		0.0048			< 0.0048	U	
VMP-3	10	VMP-3-10-020224	2/2/2024	< 0.0055	U		< 0.0045	U		< 0.0037	U		< 0.032	U		< 0.013	U		< 0.017	U		< 0.0040	U		< 0.0045	U	
VMP-3	10	VMP-3-10-050224	5/2/2024	< 0.0072	U		< 0.0060	U		< 0.0049	U		< 0.042	U		< 0.017	U		< 0.023	U		< 0.0052	U		< 0.0059	U	
VMP-3	10	VMP-3-10-072524	7/25/2024	< 0.0069	U		< 0.0057	U		< 0.0046	U		< 0.04	U		< 0.016	U		< 0.022	U		< 0.0050	U		< 0.0056	U	
VMP-3	22	VMP-3-22-110223	11/2/2023	< 0.0062	U		< 0.0051	U		< 0.0041	U		< 0.036	U		< 0.015	U		< 0.019	U		< 0.0044	U		< 0.0050	U	
VMP-3	22	VMP-3-22-020224	2/2/2024	< 0.0060	U		< 0.0050	U		< 0.0041	U		< 0.035	U		< 0.014	U		< 0.019	U		< 0.0044	U		< 0.0049	U	
VMP-3	22	VMP-3-22-050224	5/2/2024	< 0.0073	U		< 0.0060	U		< 0.0049	U		< 0.042	U		< 0.017	U		< 0.023	U		< 0.0052	U		< 0.0059	U	
VMP-3	22	VMP-3-22-090924	9/9/2024	< 0.0072	U		0.0024	J		< 0.0048	U		< 0.042	U		< 0.017	U		< 0.022	U		< 0.0052	U		< 0.0059	U	
VMP-3	31.5	VMP-3-31.5-110223	11/2/2023	< 0.0060	U		< 0.0049	U		< 0.0040	U		< 0.034	U		< 0.014	U		< 0.019	U		< 0.0043	U		< 0.0049	U	
VMP-3	31.5	VMP-3-31.5-020224	2/2/2024	< 0.0059	U		< 0.0048	U		< 0.0039	U		< 0.034	U		< 0.014	U		< 0.018	U		< 0.0042	U		< 0.0048	U	
VMP-3	31.5	VMP-3-31.5-050224	5/2/2024	< 0.0074	U		< 0.0061	U		< 0.0050	U		< 0.043	U		< 0.018	U		< 0.023	U		< 0.0054	U		< 0.0061	U	
VMP-3	31.5	VMP-3-31.5-072524	7/25/2024	< 0.0072	U		< 0.0059	U		< 0.0048	U		< 0.042	U		0.0062	J		< 0.022	U		< 0.0052	U		< 0.0059	U	
VMP-3	39	VMP-3-39-050224	5/2/2024	< 0.87	U		< 0.72	U		< 0.59	U		< 2	U		< 2.1	U		< 1.4	U		< 0.63	U		< 0.71	U	
VMP-4	5	VMP-4-5-103123	10/31/2023	< 0.0061	U		0.0024	J		< 0.0041	U		< 0.035	U		< 0.014	U		< 0.019	U		< 0.0044	U		< 0.0050	U	
VMP-4	5	VMP-4-5-020224	2/2/2024	< 0.0067	U		< 0.0055	U		< 0.0045	U		< 0.039	U		< 0.016	U		< 0.021	U		< 0.0049	U		< 0.0055	U	
VMP-4	5	VMP-4-5-050624	5/6/2024	< 0.0062	U		< 0.0051	U		< 0.0042	U		< 0.036	U		< 0.015	U		< 0.019	U		< 0.0045	U		< 0.0051	U	
VMP-4	5	VMP-4-5-050624-DUP	5/6/2024	< 0.0064	U		< 0.0052	U		< 0.0043	U		< 0.037	U		< 0.015	U		< 0.02	U		< 0.0046	U		< 0.0052	U	
VMP-4	5	VMP-4-5-072924	7/29/2024	< 0.0071	U		< 0.0058	U		< 0.0048	U		< 0.041	U		< 0.017	U		0.019	J		< 0.0051	U		< 0.0058	U	
VMP-4	5	VMP-4-5-072924-DUP	7/29/2024	< 0.0068	U		< 0.0056	U		< 0.0046	U		< 0.04	U		< 0.016	U		0.013	J		< 0.0049	U		< 0.0056	U	
VMP-4	12	VMP-4-12-103123	10/31/2023	< 0.0064	U		< 0.0053	U		< 0.0043	U		< 0.037	U		< 0.015	U		< 0.02	U		< 0.0046	U		< 0.0052	U	
VMP-4	12	VMP-4-12-103123-DUP	10/31/2023	< 0.0062	U		< 0.0051	U		< 0.0042	U		< 0.036	U		< 0.015	U		< 0.02	U		< 0.0045	U		< 0.0051	U	
VMP-4	12	VMP-4-12-020224	2/2/2024	< 0.0065	U		< 0.0053	U		< 0.0044	U		< 0.038	U		< 0.016	U		< 0.02	U		< 0.0047	U		< 0.0053	U	
VMP-4	12	VMP-4-12-050624	5/6/2024	< 0.0068	U		< 0.0056	U		< 0.0046	U		< 0.039	U		< 0.016	U		< 0.021	U		< 0.0049	U		< 0.0055	U	
VMP-4	12	VMP-4-12-072924	7/29/2024	< 0.0065	U		< 0.0053	U		< 0.0044	U		< 0.037	U		< 0.015	U		0.034			< 0.0047	U		< 0.0053	U	
VMP-4	23.5	VMP-4-23.5-103123	10/31/2023	< 0.0062	U		< 0.0051	U		< 0.0042	U		< 0.036	U		< 0.015	U		< 0.02	U		< 0.0045	U		< 0.0051	U	
VMP-4	23.5	VMP-4-23.5-020224	2/2/2024	< 0.0064	U		< 0.0052	U		< 0.0043	U		< 0.037	U		< 0.015	U		< 0.02	U		< 0.0046	U		< 0.0052	U	
VMP-4	23.5	VMP-4-23.5-050624	5/6/2024	< 0.0062	U		< 0.0051	U		< 0.0042	U		< 0.036	U		< 0.015	U		< 0.02	U		< 0.0045	U		< 0.0051	U	
VMP-4	23.5	VMP-4-23.5-073024	7/30/2024	< 0.0064	U		< 0.0053	U		< 0.0043	U		< 0.037	U		< 0.015	U		< 0.02	U		< 0.0046	U		< 0.0052	U	
VMP-5	5	VMP-5-5-103023	10/30/2023	< 0.0063	U		< 0.0052	U		< 0.0042	U		< 0.036	U		0.0054	J		0.012	J	J	< 0.0045	U		< 0.0051	U	
VMP-5	5	VMP-5-5-012924	1/29/2024	< 0.0059	U		0.0025	J		< 0.0039	U		< 0.034	U		< 0.014	U		< 0.018	U		< 0.0042	U		< 0.0048	U	
VMP-5	5	VMP-5-5-050124	5/1/2024	< 0.0064	U		< 0.0053	U		< 0.0043	U		< 0.037	U		< 0.015	U		< 0.02	U		< 0.0046	U		< 0.0052	U	
VMP-5	5	VMP-5-5-072924	7/29/2024	< 0.0071	U		< 0.0058	U		< 0.0048	U		< 0.041	U		< 0.017	U		< 0.022	U		< 0.0051	U		< 0.0058	U	
VMP-5	12.5	VMP-5-12.5-103023	10/30/2023	< 0.0062	U		< 0.0051	U		< 0.0042	U		< 0.036	U		< 0.015	U		< 0.019	U		< 0.0045	U		< 0.0051	U	
VMP-5	12.5	VMP-5-12.5-012924	1/29/2024	< 0.0060	U		< 0.0049	U		< 0.0040	U		< 0.035	U		< 0.014	U		< 0.019	U		< 0.0043	U		< 0.0049	U	
VMP-5	12.5	VMP-5-12.5-050124	5/1/2024	< 0.0064	U		< 0.0053	U		< 0.0043	U		< 0.037	U		< 0.015	U		< 0.02	U		< 0.0046	U		< 0.0053	U	
VMP-5	12.5	VMP-5-12.5-072924	7/29/2024	< 0.0074	U		< 0.0061	U		< 0.0050	U		< 0.043	U		< 0.018	U		< 0.023	U		< 0.0054	U		< 0.0061	U	

SEE LAST PAGE OF TABLE FOR NOTES

TABLE 5
HISTORICAL SUMMARY OF SOIL VAPOR ANALYTICAL DETECTIONS AND SCREENING RESULTS: VILLAGE - VOCS

Location	Depth (ft bgs)	Sample ID	Sample Date	1,4-Dichlorobenzene			Dichlorodifluoromethane			1,2-Dichloroethane			Dichloromethane (Methylene Chloride)			1,4-Dioxane			Ethanol			Ethylbenzene			4-Ethyltoluene		
				1200			270			0.099			5.6			0.22						1.3					
				Result (mg/m^3)	Lab Quals	AECOM Quals	Result (mg/m^3)	Lab Quals	AECOM Quals	Result (mg/m^3)	Lab Quals	AECOM Quals	Result (mg/m^3)	Lab Quals	AECOM Quals	Result (mg/m^3)	Lab Quals	AECOM Quals	Result (mg/m^3)	Lab Quals	AECOM Quals	Result (mg/m^3)	Lab Quals	AECOM Quals	Result (mg/m^3)	Lab Quals	AECOM Quals
VMP-5	31	VMP-5-31-103023	10/30/2023	< 0.0060	U		< 0.0049	U		< 0.0040	U		< 0.034	U		< 0.014	U		**0.0095**	J	J	< 0.0043	U		< 0.0049	U	
VMP-5	31	VMP-5-31-012924	1/29/2024	< 0.0067	U		< 0.0055	U		< 0.0045	U		< 0.039	U		< 0.016	U		< 0.021	U		< 0.0048	U		< 0.0055	U	
VMP-5	31	VMP-5-31-050124	5/1/2024	< 0.0064	U		< 0.0053	U		< 0.0043	U		< 0.037	U		< 0.015	U		< 0.02	U		< 0.0046	U		< 0.0053	U	
VMP-5	31	VMP-5-31-050124-DUP	5/1/2024	< 0.0060	U		< 0.0049	U		< 0.0040	U		< 0.034	U		< 0.014	U		< 0.019	U		< 0.0043	U		< 0.0049	U	
VMP-5	31	VMP-5-31-072924	7/29/2024	< 0.0068	U		< 0.0056	U		< 0.0046	U		< 0.039	U		< 0.016	U		< 0.021	U		< 0.0049	U		< 0.0056	U	
VMP-5	40	VMP-5-40-103123	10/31/2023	< 0.0065	U		**0.0046**	J		< 0.0044	U		< 0.038	U		< 0.016	U		< 0.02	U		< 0.0047	U		< 0.0053	U	
VMP-5	40	VMP-5-40-012924	1/29/2024	< 0.0062	U		< 0.0051	U		< 0.0042	U		< 0.036	U		< 0.015	U		< 0.019	U		< 0.0045	U		< 0.0051	U	
VMP-5	40	VMP-5-40-050124	5/1/2024	< 0.0065	U		< 0.0053	U		< 0.0044	U		< 0.038	U		< 0.016	U		**0.016**	J		< 0.0047	U		< 0.0053	U	
VMP-5	40	VMP-5-40-072924	7/29/2024	< 0.0073	U		< 0.0060	U		< 0.0049	U		< 0.042	U		< 0.018	U		< 0.023	U		< 0.0053	U		< 0.0060	U	
VMP-6	5	VMP-6-5-110123	11/1/2023	< 0.0064	U		< 0.0053	U		< 0.0043	U		< 0.037	U		< 0.015	U		< 0.02	U		< 0.0046	U		< 0.0053	U	
VMP-6	5	VMP-6-5-020124	2/1/2024	< 0.0065	U		< 0.0054	U		< 0.0044	U		< 0.038	U		< 0.016	U		< 0.02	U		< 0.0047	U		< 0.0053	U	
VMP-6	5	VMP-6-5-020124-DUP	2/1/2024	< 0.0066	U		< 0.0054	U		< 0.0044	U		< 0.038	U		< 0.016	U		< 0.02	U		< 0.0047	U		< 0.0054	U	
VMP-6	5	VMP-6-5-043024	4/30/2024	< 0.0077	U		< 0.0064	U		< 0.0052	U		< 0.045	U		< 0.018	U		< 0.024	U		< 0.0056	U		< 0.0063	U	
VMP-6	5	VMP-6-5-043024-DUP	4/30/2024	< 0.0077	U		< 0.0063	U		< 0.0052	U		< 0.044	U		< 0.018	U		< 0.024	U		< 0.0056	U		< 0.0063	U	
VMP-6	5	VMP-6-5-072424	7/24/2024	< 0.0069	U		< 0.0057	U		< 0.0046	U		< 0.04	U		< 0.016	U		< 0.022	U		< 0.0050	U		< 0.0056	U	
VMP-6	10	VMP-6-10-110123	11/1/2023	< 0.0068	U		< 0.0056	U		< 0.0046	U		< 0.04	U		< 0.016	U		< 0.021	U		< 0.0049	U		< 0.0056	U	
VMP-6	10	VMP-6-10-020124	2/1/2024	< 0.0065	U		< 0.0053	U		< 0.0044	U		< 0.038	U		< 0.016	U		< 0.02	U		< 0.0047	U		< 0.0053	U	
VMP-6	10	VMP-6-10-043024	4/30/2024	< 0.0074	U		< 0.0061	U		< 0.0050	U		< 0.043	U		< 0.018	U		< 0.023	U		< 0.0053	U		< 0.0060	U	
VMP-6	10	VMP-6-10-072424	7/24/2024	< 0.0069	U		< 0.0057	U		< 0.0046	U		< 0.04	U		< 0.016	U		< 0.022	U		< 0.0050	U		< 0.0056	U	
VMP-6	31.5	VMP-6-31.5-110123	11/1/2023	< 0.0062	U		< 0.0051	U		< 0.0042	U		< 0.036	U		< 0.015	U		< 0.02	U		< 0.0045	U		< 0.0051	U	
VMP-6	31.5	VMP-6-31.5-020124	2/1/2024	< 0.0068	U		< 0.0056	U		< 0.0046	U		< 0.04	U		< 0.016	U		< 0.021	U		< 0.0049	U		< 0.0056	U	
VMP-6	31.5	VMP-6-31.5-043024	4/30/2024	< 0.0073	U		< 0.0060	U		< 0.0049	U		< 0.042	U		< 0.018	U		< 0.023	U		< 0.0053	U		< 0.0060	U	
VMP-6	31.5	VMP-6-31.5-072424	7/24/2024	< 0.0068	U		< 0.0056	U		< 0.0046	U		< 0.039	U		< 0.016	U		< 0.021	U		< 0.0049	U		< 0.0055	U	
VMP-6	31.5	VMP-6-31.5-072424-DUP	7/24/2024	< 0.0064	U		< 0.0053	U		< 0.0043	U		< 0.037	U		< 0.015	U		< 0.02	U		< 0.0046	U		< 0.0052	U	
VMP-6	39	VMP-6-39-110123	11/1/2023	< 0.9	U		< 0.74	U		< 0.61	U		< 5.2	U		< 2.2	U		< 2.8	U		< 0.65	U		< 0.74	U	
VMP-6	39	VMP-6-39-020124	2/1/2024	< 0.0066	U		< 0.0054	U		< 0.0044	U		< 0.038	U		< 0.016	U		< 0.02	U		< 0.0047	U		< 0.0054	U	
VMP-6	39	VMP-6-39-043024	4/30/2024	< 0.0070	U		< 0.0058	U		< 0.0047	U		< 0.04	U		< 0.017	U		< 0.022	U		< 0.0050	U		< 0.0057	U	
VMP-6	39	VMP-6-39-072424	7/24/2024	< 0.0067	U		< 0.0055	U		< 0.0045	U		< 0.039	U		< 0.016	U		< 0.021	U		< 0.0048	U		< 0.0055	U	
VMP-7	5	VMP-7-5-102623	10/26/2023	< 0.0064	U		< 0.0053	U		< 0.0043	U		< 0.037	U		< 0.015	U		< 0.02	U		< 0.0046	U		< 0.0052	U	
VMP-7	5	VMP-7-5-013024	1/30/2024	< 0.0065	U		**0.0026**	J		< 0.0044	U		< 0.037	U		< 0.015	U		**0.014**	J		< 0.0047	U		< 0.0053	U	
VMP-7	5	VMP-7-5-050324	5/3/2024	< 0.0066	U		< 0.0054	U		< 0.0044	U		< 0.038	U		< 0.016	U		< 0.021	U		< 0.0048	U		< 0.0054	U	
VMP-7	5	VMP-7-5-072524	7/25/2024	< 0.0067	U		< 0.0055	U		< 0.0045	U		< 0.039	U		< 0.016	U		< 0.021	U		< 0.0049	U		< 0.0055	U	
VMP-7	13.5	VMP-7-13.5-102623	10/26/2023	< 0.0066	U		< 0.0055	U		< 0.0045	U		< 0.038	U		< 0.016	U		< 0.021	U		< 0.0048	U		< 0.0054	U	
VMP-7	13.5	VMP-7-13.5-013024	1/30/2024	< 0.0059	U		**0.0026**	J		< 0.0040	U		< 0.034	U		< 0.014	U		**0.012**	J		< 0.0043	U		< 0.0048	U	
VMP-7	13.5	VMP-7-13.5-050324	5/3/2024	< 0.0064	U		< 0.0052	U		< 0.0043	U		< 0.037	U		< 0.015	U		< 0.02	U		< 0.0046	U		< 0.0052	U	
VMP-7	13.5	VMP-7-13.5-050324-DUP	5/3/2024	< 0.0065	U		< 0.0053	U		< 0.0044	U		< 0.038	U		< 0.016	U		< 0.02	U		< 0.0047	U		< 0.0053	U	
VMP-7	13.5	VMP-7-13.5-072524	7/25/2024	< 0.0064	U		< 0.0053	U		< 0.0043	U		< 0.037	U		< 0.015	U		< 0.02	U		< 0.0046	U		< 0.0053	U	
VMP-7	29.5	VMP-7-29.5-102623	10/26/2023	< 0.0066	U		< 0.0054	U		< 0.0044	U		< 0.038	U		< 0.016	U		< 0.021	U		< 0.0048	U		< 0.0054	U	
VMP-7	29.5	VMP-7-29.5-013024	1/30/2024	< 0.0060	U		< 0.0049	U		< 0.0040	U		< 0.034	U		< 0.014	U		< 0.019	U		< 0.0043	U		< 0.0049	U	
VMP-7	29.5	VMP-7-29.5-050324	5/3/2024	< 0.0066	U		< 0.0055	U		< 0.0045	U		< 0.038	U		< 0.016	U		< 0.021	U		< 0.0048	U		< 0.0054	U	
VMP-7	29.5	VMP-7-29.5-072524	7/25/2024	< 0.0070	U		< 0.0057	U		< 0.0047	U		< 0.04	U		< 0.017	U		< 0.022	U		< 0.0050	U		< 0.0057	U	
VMP-7	38	VMP-7-38-102623	10/26/2023	< 0.0063	U		< 0.0052	U		< 0.0043	U		< 0.037	U		< 0.015	U		< 0.02	U		< 0.0046	U		< 0.0052	U	
VMP-7	38	VMP-7-38-013024	1/30/2024	< 0.0059	U		< 0.0049	U		< 0.0040	U		< 0.034	U		< 0.014	U		< 0.018	U		< 0.0043	U		< 0.0048	U	
VMP-7	38	VMP-7-38-050324	5/3/2024	< 0.0063	U		< 0.0052	U		< 0.0042	U		< 0.036	U		< 0.015	U		< 0.02	U		< 0.0046	U		< 0.0052	U	
VMP-7	38	VMP-7-38-072524	7/25/2024	< 0.0064	U		< 0.0053	U		< 0.0043	U		< 0.037	U		< 0.015	U		< 0.02	U		< 0.0046	U		< 0.0053	U	
VMP-8	5	VMP-8-5-102523	10/25/2023	< 0.0067	U		< 0.0055	U		< 0.0045	U		< 0.038	U		< 0.016	U		< 0.021	U		< 0.0048	U		< 0.0054	U	
VMP-8	5	VMP-8-5-012424	1/24/2024	< 0.0062	U		< 0.0051	U		< 0.0041	U		< 0.036	U		< 0.015	U		< 0.019	U		< 0.0044	U		< 0.0050	U	
VMP-8	5	VMP-8-5-042524	4/25/2024	< 0.0065	U		< 0.0053	U		< 0.0044	U		< 0.037	U		< 0.015	U		< 0.02	U		< 0.0047	U		< 0.0053	U	
VMP-8	5	VMP-8-5-072224	7/22/2024	< 0.0060	U		< 0.0049	U		< 0.0040	U		< 0.035	U		< 0.014	U		< 0.019	U		< 0.0043	U		< 0.0049	U	
VMP-8	9.5	VMP-8-9.5-102523	10/25/2023	< 0.0066	U		< 0.0054	U		< 0.0044	U		< 0.038	U		< 0.016	U		< 0.02	U		< 0.0047	U		< 0.0054	U	
VMP-8	9.5	VMP-8-9.5-012424	1/24/2024	< 0.0062	U		< 0.0051	U		< 0.0042	U		< 0.036	U		< 0.015	U		< 0.02	U		< 0.0045	U		< 0.0051	U	
VMP-8	9.5	VMP-8-9.5-042524	4/25/2024	< 0.0061	U		< 0.0050	U		< 0.0041	U		< 0.035	U		< 0.014	U		< 0.019	U		< 0.0044	U		< 0.0050	U	
VMP-8	9.5	VMP-8-9.5-072224	7/22/2024	< 0.0065	U		< 0.0053	U		< 0.0044	U		< 0.038	U		< 0.016	U		< 0.02	U		< 0.0047	U		< 0.0053	U	
VMP-8	23.5	VMP-8-23.5-102523	10/25/2023	< 0.0064	U		< 0.0053	U		< 0.0043	U		< 0.037	U		< 0.015	U		< 0.02	U		< 0.0046	U		< 0.0053	U	
VMP-8	23.5	VMP-8-23.5-012424	1/24/2024	< 0.0062	U		< 0.0051	U		< 0.0042	U		< 0.036	U		< 0.015	U		< 0.019	U		**0.0030**	J		< 0.0051	U	
VMP-8	23.5	VMP-8-23.5-012424-DUP	1/24/2024	< 0.0065	U		< 0.0053	U		< 0.0044	U		< 0.037	U		< 0.015	U		< 0.02	U		< 0.0047	U		< 0.0053	U	
VMP-8	23.5	VMP-8-23.5-042524	4/25/2024	< 0.0064	U		< 0.0053	U		< 0.0043	U		< 0.037	U		< 0.015	U		< 0.02	U		< 0.0046	U		< 0.0053	U	
VMP-8	23.5	VMP-8-23.5-072224	7/22/2024	< 0.0066	U		< 0.0054	U		< 0.0044	U		< 0.038	U		< 0.016	U		< 0.02	U		< 0.0047	U		< 0.0054	U	
VMP-8	35.5	VMP-8-35.5-102523	10/25/2023	< 0.0064	U		< 0.0052	U		< 0.0043	U		< 0.037	U		< 0.015	U		**0.014**	J		< 0.0046	U		< 0.0052	U	
VMP-8	35.5	VMP-8-35.5-012424	1/24/2024	< 0.0062	U		< 0.0051	U		< 0.0042	U		< 0.036	U		< 0.015	U		< 0.02	U		< 0.0045	U		< 0.0051	U	
VMP-8	35.5	VMP-8-35.5-042524	4/25/2024	< 0.0063	U		< 0.0052	U		< 0.0042	U		< 0.036	U		< 0.015	U		< 0.02	U		< 0.0046	U		< 0.0052	U	
VMP-8	35.5	VMP-8-35.5-090924	9/9/2024	< 0.0062	U		**0.0024**	J		< 0.0042	U		< 0.036	U		< 0.015	U		< 0.02	U		< 0.0045	U		< 0.0051	U	
VMP-9	5	VMP-9-5-102523	10/25/2023	< 0.0065	U		**0.0029**	J		< 0.0044	U		< 0.037	U		< 0.015	U		< 0.02	U		< 0.0047	U		< 0.0053	U	
VMP-9	5	VMP-9-5-012424	1/24/2024	< 0.0063	U		< 0.0052	U		< 0.0042	U		< 0.036	U		< 0.015	U		< 0.02	U		< 0.0046	U		< 0.0052	U	
VMP-9	5	VMP-9-5-042524	4/25/2024	< 0.0067	U		< 0.0055	U		< 0.0045	U		< 0.038	U		< 0.016	U		< 0.021	U		< 0.0048	U		< 0.0054	U	
VMP-9	5	VMP-9-5-072224	7/22/2024	< 0.0074	U		< 0.0060	U		< 0.0050	U		< 0.042	U		< 0.018	U		< 0.023	U		< 0.0053	U		< 0.0060	U	

TABLE 5
HISTORICAL SUMMARY OF SOIL VAPOR ANALYTICAL DETECTIONS AND SCREENING RESULTS: VILLAGE - VOCS

Location	Depth (ft bgs)	Sample ID	Sample Date	1,4-Dichlorobenzene			Dichlorodifluoromethane			1,2-Dichloroethane			Dichloromethane (Methylene Chloride)			1,4-Dioxane			Ethanol			Ethylbenzene			4-Ethyltoluene		
				1200			270			0.099			5.6			0.22						1.3					
				Result (mg/m^3)	Lab Quals	AECOM Quals	Result (mg/m^3)	Lab Quals	AECOM Quals	Result (mg/m^3)	Lab Quals	AECOM Quals	Result (mg/m^3)	Lab Quals	AECOM Quals	Result (mg/m^3)	Lab Quals	AECOM Quals	Result (mg/m^3)	Lab Quals	AECOM Quals	Result (mg/m^3)	Lab Quals	AECOM Quals	Result (mg/m^3)	Lab Quals	AECOM Quals
VMP-9	11.5	VMP-9-11.5-102523	10/25/2023	< 0.0066	U		< 0.0055	U		< 0.0045	U		< 0.038	U		< 0.016	U		< 0.021	U		< 0.0048	U		< 0.0054	U	
VMP-9	11.5	VMP-9-11.5-012424	1/24/2024	< 0.0060	U		< 0.0049	U		< 0.0040	U		< 0.034	U		< 0.014	U		< 0.019	U		< 0.0043	U		< 0.0049	U	
VMP-9	11.5	VMP-9-11.5-042524	4/25/2024	< 0.0070	U		< 0.0058	U		< 0.0047	U		< 0.04	U		< 0.017	U		< 0.022	U		< 0.0050	U		< 0.0057	U	
VMP-9	11.5	VMP-9-11.5-072224	7/22/2024	< 0.0072	U		< 0.0059	U		< 0.0048	U		< 0.042	U		< 0.017	U		< 0.022	U		< 0.0052	U		< 0.0059	U	
VMP-9	25.5	VMP-9-25.5-102523	10/25/2023	< 0.0066	U		**0.0031**	J		< 0.0044	U		< 0.038	U		< 0.016	U		< 0.02	U		**0.0049**			< 0.0054	U	
VMP-9	25.5	VMP-9-25.5-102523-DUP	10/25/2023	< 0.0064	U		< 0.0052	U		< 0.0043	U		< 0.037	U		< 0.015	U		< 0.02	U		< 0.0046	U		< 0.0052	U	
VMP-9	25.5	VMP-9-25.5-012424	1/24/2024	< 0.0062	U		< 0.0051	U		< 0.0042	U		< 0.036	U		< 0.015	U		< 0.019	U		< 0.0045	U		< 0.0051	U	
VMP-9	25.5	VMP-9-25.5-042524	4/25/2024	< 0.0070	U		< 0.0057	U		< 0.0047	U		< 0.04	U		< 0.017	U		< 0.022	U		< 0.0050	U		< 0.0057	U	
VMP-9	25.5	VMP-9-25.5-072224	7/22/2024	< 0.0070	U		< 0.0058	U		< 0.0047	U		< 0.041	U		< 0.017	U		< 0.022	U		< 0.0051	U		< 0.0058	U	
VMP-9	38.5	VMP-9-38.5-102523	10/25/2023	< 0.0066	U		< 0.0054	U		< 0.0044	U		< 0.038	U		< 0.016	U		< 0.021	U		< 0.0048	U		< 0.0054	U	
VMP-9	38.5	VMP-9-38.5-012424	1/24/2024	< 0.0066	U		< 0.0054	U		< 0.0044	U		< 0.038	U		< 0.016	U		< 0.021	U		< 0.0048	U		< 0.0054	U	
VMP-9	38.5	VMP-9-38.5-042524	4/25/2024	< 0.0067	U		< 0.0055	U		< 0.0045	U		< 0.038	U		< 0.016	U		< 0.021	U		< 0.0048	U		< 0.0054	U	
VMP-9	38.5	VMP-9-38.5-042524-DUP	4/25/2024	< 0.0068	U		< 0.0056	U		< 0.0046	U		< 0.04	U		< 0.016	U		< 0.021	U		< 0.0049	U		< 0.0056	U	
VMP-9	38.5	VMP-9-38.5-072224	7/22/2024	< 0.0070	U		< 0.0058	U		< 0.0047	U		< 0.041	U		< 0.017	U		< 0.022	U		< 0.0051	U		< 0.0058	U	
VMP-18	8.5	VMP-18-8.5-102723	10/27/2023	< 0.0065	U		< 0.0053	U		< 0.0044	U		< 0.038	U		< 0.016	U		< 0.02	U		< 0.0047	U		< 0.0053	U	
VMP-18	8.5	VMP-18-8.5-102723-DUP	10/27/2023	< 0.0063	U		< 0.0052	U		< 0.0043	U		< 0.037	U		< 0.015	U		< 0.02	U		< 0.0046	U		< 0.0052	U	
VMP-18	8.5	VMP-18-8.5-020124	2/1/2024	< 0.0062	U		< 0.0051	U		< 0.0042	U		< 0.036	U		**0.019**			< 0.02	U		< 0.0045	U		< 0.0051	U	
VMP-18	8.5	VMP-18-8.5-042624	4/26/2024	< 0.0059	U		< 0.0049	U		< 0.0040	U		< 0.034	U		< 0.014	U		< 0.018	U		< 0.0043	U		< 0.0048	U	
VMP-18	8.5	VMP-18-8.5-072224	7/22/2024	< 0.0066	U		< 0.0054	U		< 0.0044	U		< 0.038	U		< 0.016	U		< 0.02	U		< 0.0047	U		< 0.0054	U	
VMP-18	8.5	VMP-18-8.5-072224-DUP	7/22/2024	< 0.0067	U		< 0.0055	U		< 0.0045	U		< 0.038	U		< 0.016	U		< 0.021	U		< 0.0048	U		< 0.0054	U	
VMP-19	5	VMP-19-5-102623	10/26/2023	< 0.0066	U		< 0.0054	U		< 0.0044	U		< 0.038	U		< 0.016	U		**0.016**	J	J	< 0.0047	U		< 0.0054	U	
VMP-19	5	VMP-19-5-102623-DUP	10/26/2023	< 0.0068	U		< 0.0056	U		< 0.0046	U		< 0.039	U		< 0.016	U		< 0.021	U		< 0.0049	U		< 0.0056	U	
VMP-19	5	VMP-19-5-020224	2/2/2024	< 0.0056	U		< 0.0046	U		< 0.0038	U		< 0.032	U		< 0.013	U		< 0.018	U		< 0.0040	U		< 0.0046	U	
VMP-19	5	VMP-19-5-050124	5/1/2024	< 0.0075	U		< 0.0062	U		< 0.0050	U		< 0.043	U		< 0.018	U		< 0.024	U		< 0.0054	U		< 0.0061	U	
VMP-19	5	VMP-19-5-072224	7/22/2024	< 0.0069	U		< 0.0057	U		< 0.0046	U		< 0.04	U		< 0.016	U		< 0.022	U		< 0.0050	U		< 0.0056	U	
VMP-19	5	VMP-19-5-072224-DUP	7/22/2024	< 0.0064	U		**0.0026**	J		< 0.0043	U		< 0.037	U		< 0.015	U		< 0.02	U		< 0.0046	U		< 0.0053	U	
VMP-20	5	VMP-20-5-103123	10/31/2023	< 0.0063	U		< 0.0052	U		< 0.0042	U		< 0.036	U		< 0.015	U		< 0.02	U		< 0.0046	U		< 0.0052	U	
VMP-20	5	VMP-20-5-012624	1/26/2024	< 0.0063	U		< 0.0052	U		< 0.0042	U		< 0.036	U		< 0.015	U		< 0.02	U		< 0.0046	U		< 0.0052	U	
VMP-20	5	VMP-20-5-042924	4/29/2024	< 0.0063	U		< 0.0052	U		< 0.0043	U		< 0.037	U		< 0.015	U		**0.033**			< 0.0046	U		< 0.0052	U	
VMP-20	5	VMP-20-5-072924	7/29/2024	< 0.0061	U		< 0.0050	U		< 0.0041	U		< 0.035	U		< 0.015	U		< 0.019	U		< 0.0044	U		< 0.0050	U	
VMP-20	5	VMP-20-5-072924-DUP	7/29/2024	< 0.0062	U		< 0.0051	U		< 0.0042	U		< 0.036	U		< 0.015	U		< 0.019	U		< 0.0045	U		< 0.0051	U	
VMP-20	10	VMP-20-10-103123	10/31/2023	< 0.0064	U		**0.0032**	J		< 0.0043	U		< 0.037	U		< 0.015	U		< 0.02	U		< 0.0046	U		< 0.0052	U	
VMP-20	10	VMP-20-10-012624	1/26/2024	< 0.0061	U		< 0.0050	U		< 0.0041	U		< 0.035	U		< 0.015	U		< 0.019	U		< 0.0044	U		< 0.0050	U	
VMP-20	10	VMP-20-10-042924	4/29/2024	< 0.0073	U		< 0.0060	U		< 0.0049	U		< 0.042	U		< 0.018	U		**0.027**			< 0.0053	U		< 0.0060	U	
VMP-20	10	VMP-20-10-072924	7/29/2024	< 0.0066	U		< 0.0054	U		< 0.0044	U		< 0.038	U		< 0.016	U		< 0.02	U		< 0.0047	U		< 0.0054	U	
VMP-20	25	VMP-20-25-103123	10/31/2023	< 0.0061	U		**0.0027**	J		< 0.0041	U		< 0.035	U		< 0.014	U		< 0.019	U		< 0.0044	U		< 0.0050	U	
VMP-20	25	VMP-20-25-103123-DUP	10/31/2023	< 0.0057	U		< 0.0047	U		< 0.0039	U		< 0.033	U		< 0.014	U		< 0.018	U		< 0.0041	U		< 0.0047	U	
VMP-20	25	VMP-20-25-012624	1/26/2024	< 0.0061	U		< 0.0050	U		< 0.0041	U		< 0.035	U		< 0.014	U		< 0.019	U		< 0.0044	U		< 0.0050	U	
VMP-20	25	VMP-20-25-042924	4/29/2024	< 0.0070	U		< 0.0058	U		< 0.0047	U		< 0.041	U		< 0.017	U		**0.012**	J		< 0.0051	U		< 0.0058	U	
VMP-20	25	VMP-20-25-072924	7/29/2024	< 0.0064	U		< 0.0053	U		< 0.0043	U		< 0.037	U		< 0.015	U		< 0.02	U		< 0.0046	U		< 0.0053	U	
VMP-20	39.5	VMP-20-39.5-020224	2/2/2024	< 0.0059	U		< 0.0049	U		< 0.0040	U		< 0.034	U		< 0.014	U		< 0.018	U		< 0.0043	U		< 0.0048	U	
VMP-20	39.5	VMP-20-39.5-042924	4/29/2024	< 0.0066	U		< 0.0054	U		< 0.0044	U		< 0.038	U		< 0.016	U		< 0.021	U		< 0.0048	U		< 0.0054	U	
VMP-20	39.5	VMP-20-39.5-072924	7/29/2024	< 0.0059	U		< 0.0048	U		< 0.0040	U		< 0.034	U		< 0.014	U		**0.023**			< 0.0042	U		< 0.0048	U	
VMP-21	5	VMP-21-5-110223	11/2/2023	< 0.0061	U		< 0.0050	U		< 0.0041	U		< 0.035	U		< 0.015	U		< 0.019	U		< 0.0044	U		< 0.0050	U	
VMP-21	5	VMP-21-5-020124	2/1/2024	< 0.0069	U		< 0.0057	U		< 0.0047	U		< 0.04	U		< 0.017	U		< 0.022	U		< 0.0050	U		< 0.0057	U	
VMP-21	5	VMP-21-5-050624	5/6/2024	< 0.0067	U		< 0.0055	U		< 0.0045	U		< 0.039	U		< 0.016	U		< 0.021	U		< 0.0048	U		< 0.0055	U	
VMP-21	5	VMP-21-5-072924	7/29/2024	< 0.0066	U		< 0.0055	U		< 0.0045	U		< 0.038	U		< 0.016	U		**0.022**			< 0.0048	U		< 0.0054	U	
VMP-21	10	VMP-21-10-110223	11/2/2023	< 0.0059	U		**0.0075**			< 0.0040	U		< 0.034	U		< 0.014	U		< 0.018	U		< 0.0042	U		< 0.0048	U	
VMP-21	10	VMP-21-10-020124	2/1/2024	< 0.0070	U		**0.0046**	J		< 0.0047	U		< 0.04	U		< 0.017	U		< 0.022	U		< 0.0050	U		< 0.0057	U	
VMP-21	10	VMP-21-10-020124-DUP	2/1/2024	< 0.0066	U		**0.0045**	J		< 0.0045	U		< 0.038	U		< 0.016	U		< 0.021	U		< 0.0048	U		< 0.0054	U	
VMP-21	10	VMP-21-10-050624	5/6/2024	< 0.0066	U		**0.0055**			< 0.0044	U		< 0.038	U		< 0.016	U		< 0.02	U		< 0.0047	U		< 0.0054	U	
VMP-21	10	VMP-21-10-072924	7/29/2024	< 0.0068	U		**0.0062**			< 0.0046	U		< 0.04	U		< 0.016	U		**0.037**			< 0.0049	U		< 0.0056	U	
VMP-21	10	VMP-21-10-072924-DUP	7/29/2024	< 0.0065	U		**0.0064**			< 0.0044	U		< 0.038	U		< 0.016	U		**0.046**			< 0.0047	U		< 0.0053	U	
VMP-21	25	VMP-21-25-110223	11/2/2023	< 0.0061	U		**0.0027**	J		< 0.0041	U		< 0.035	U		< 0.015	U		< 0.019	U		**0.0035**	J		< 0.0050	U	
VMP-21	25	VMP-21-25-020124	2/1/2024	< 0.0067	U		**0.0027**	J		< 0.0045	U		< 0.038	U		< 0.016	U		< 0.021	U		**0.0053**			**0.0038**	J	
VMP-21	25	VMP-21-25-050624	5/6/2024	< 0.0068	U		< 0.0056	U		< 0.0046	U		< 0.039	U		< 0.016	U		< 0.021	U		< 0.0049	U		< 0.0056	U	
VMP-21	25	VMP-21-25-072924	7/29/2024	< 0.0064	U		< 0.0052	U		< 0.0043	U		< 0.037	U		< 0.015	U		**0.013**	J		< 0.0046	U		< 0.0052	U	
VMP-21	33	VMP-21-33-110223	11/2/2023	< 0.0060	U		**0.0026**	J		< 0.0040	U		< 0.034	U		< 0.014	U		**0.052**			< 0.0043	U		< 0.0049	U	
VMP-21	33	VMP-21-33-020124	2/1/2024	< 0.0068	U		**0.0029**	J		< 0.0046	U		< 0.039	U		< 0.016	U		< 0.021	U		< 0.0049	U		< 0.0055	U	
VMP-21	33	VMP-21-33-050624	5/6/2024	< 0.0072	U		< 0.0059	U		< 0.0048	U		< 0.041	U		< 0.017	U		< 0.022	U		< 0.0052	U		< 0.0058	U	
VMP-21	33	VMP-21-33-050624-DUP	5/6/2024	< 0.0066	U		< 0.0055	U		< 0.0045	U		< 0.038	U		< 0.016	U		< 0.021	U		< 0.0048	U		< 0.0054	U	
VMP-21	33	VMP-21-33-072924	7/29/2024	< 0.0062	U		< 0.0051	U		< 0.0042	U		< 0.036	U		< 0.015	U		**0.01**	J		< 0.0045	U		< 0.0051	U	
VMP-22	5	VMP-22-5-103123	10/31/2023	< 0.0065	U		< 0.0054	U		< 0.0044	U		< 0.038	U		< 0.016	U		< 0.02	U		< 0.0047	U		< 0.0053	U	
VMP-22	5	VMP-22-5-013124	1/31/2024	< 0.0062	U		< 0.0051	U		< 0.0042	U		< 0.036	U		< 0.015	U		< 0.019	U		< 0.0045	U		< 0.0051	U	
VMP-22	5	VMP-22-5-050124	5/1/2024	< 0.0064	U		< 0.0053	U		< 0.0043	U		< 0.037	U		< 0.015	U		**0.054**			< 0.0046	U		< 0.0053	U	
VMP-22	5	VMP-22-5-073024	7/30/2024	< 0.0066	U		< 0.0054	U		< 0.0044	U		< 0.038	U		< 0.016	U		**0.014**	J		**0.0011**	J		< 0.0054	U	

TABLE 5
HISTORICAL SUMMARY OF SOIL VAPOR ANALYTICAL DETECTIONS AND SCREENING RESULTS: VILLAGE - VOCS

Location	Depth (ft bgs)	Sample ID	Sample Date	1,4-Dichlorobenzene			Dichlorodifluoromethane			1,2-Dichloroethane			Dichloromethane (Methylene Chloride)			1,4-Dioxane			Ethanol			Ethylbenzene			4-Ethyltoluene		
				1200			270			0.099			5.6			0.22						1.3					
				Result (mg/m^3)	Lab Quals	AECOM Quals	Result (mg/m^3)	Lab Quals	AECOM Quals	Result (mg/m^3)	Lab Quals	AECOM Quals	Result (mg/m^3)	Lab Quals	AECOM Quals	Result (mg/m^3)	Lab Quals	AECOM Quals	Result (mg/m^3)	Lab Quals	AECOM Quals	Result (mg/m^3)	Lab Quals	AECOM Quals	Result (mg/m^3)	Lab Quals	AECOM Quals
VMP-22	10	VMP-22-10-103123	10/31/2023	< 0.0061	U		0.0025	J		< 0.0041	U		< 0.035	U		< 0.014	U		< 0.019	U		< 0.0044	U		< 0.0050	U	
VMP-22	10	VMP-22-10-022924	2/29/2024	< 0.0060	U		0.0024	J		< 0.0040	U		< 0.034	U		< 0.014	U		< 0.019	U		< 0.0043	U		< 0.0049	U	
VMP-22	10	VMP-22-10-050124	5/1/2024	< 0.24	U		< 0.19	U		< 0.16	U		< 1.4	U		< 0.57	U		0.82			< 0.17	U		< 0.19	U	
VMP-22	10	VMP-22-10-073024	7/30/2024	< 0.0066	U		< 0.0054	U		< 0.0044	U		< 0.038	U		< 0.016	U		0.013	J		< 0.0047	U		< 0.0054	U	
VMP-22	18	VMP-22-18-103123	10/31/2023	< 0.0064	U		< 0.0052	U		< 0.0043	U		< 0.037	U		< 0.015	U		< 0.02	U		< 0.0046	U		< 0.0052	U	
VMP-22	18	VMP-22-18-013124	1/31/2024	< 0.0062	U		< 0.0051	U		< 0.0042	U		< 0.036	U		< 0.015	U		< 0.019	U		< 0.0045	U		< 0.0051	U	
VMP-22	18	VMP-22-18-050124	5/1/2024	< 0.0064	U		< 0.0053	U		< 0.0043	U		< 0.037	U		< 0.015	U		0.027			< 0.0046	U		< 0.0053	U	
VMP-22	18	VMP-22-18-050124-DUP	5/1/2024	< 0.0062	U		< 0.0051	U		< 0.0042	U		< 0.036	U		< 0.015	U		0.02			< 0.0045	U		< 0.0051	U	
VMP-22	18	VMP-22-18-073024	7/30/2024	< 0.0073	U		< 0.0060	U		< 0.0049	U		< 0.042	U		< 0.018	U		0.021	J		< 0.0053	U		< 0.0060	U	
VMP-22	38	VMP-22-38-103123	10/31/2023	< 0.0064	U		0.0027	J		< 0.0043	U		< 0.037	U		< 0.015	U		< 0.02	U		< 0.0046	U		< 0.0052	U	
VMP-22	38	VMP-22-38-013124	1/31/2024	< 0.0057	U		< 0.0047	U		< 0.0038	U		< 0.033	U		< 0.014	U		< 0.018	U		< 0.0041	U		< 0.0047	U	
VMP-22	38	VMP-22-38-050124	5/1/2024	< 0.0067	U		< 0.0055	U		< 0.0045	U		< 0.039	U		< 0.016	U		< 0.021	U		< 0.0048	U		< 0.0055	U	
VMP-22	38	VMP-22-38-073024	7/30/2024	< 0.0070	U		< 0.0057	U		< 0.0047	U		< 0.04	U		< 0.017	U		0.012	J		< 0.0050	U		< 0.0057	U	
VMP-23	5	VMP-23-5-103023	10/30/2023	< 0.0064	U		< 0.0053	U		< 0.0043	U		< 0.037	U		< 0.015	U		0.017	J	J	< 0.0046	U		< 0.0053	U	
VMP-23	5	VMP-23-5-013124	1/31/2024	< 0.0062	U		< 0.0051	U		< 0.0042	U		< 0.036	U		< 0.015	U		< 0.019	U		< 0.0045	U		< 0.0051	U	
VMP-23	5	VMP-23-5-043024	4/30/2024	< 0.0070	U		< 0.0057	U		< 0.0047	U		< 0.04	U		< 0.017	U		< 0.022	U		< 0.0050	U		< 0.0057	U	
VMP-23	5	VMP-23-5-073024	7/30/2024	< 0.0060	U		< 0.0050	U		< 0.0041	U		< 0.035	U		< 0.014	U		0.016	J		< 0.0044	U		< 0.0049	U	
VMP-23	5	VMP-23-5-073024-DUP	7/30/2024	< 0.0064	U		< 0.0053	U		< 0.0043	U		< 0.037	U		< 0.015	U		0.015	J		< 0.0046	U		< 0.0052	U	
VMP-23	10	VMP-23-10-103023	10/30/2023	< 0.0059	U		< 0.0049	U		< 0.0040	U		< 0.034	U		< 0.014	U		< 0.018	U		< 0.0043	U		< 0.0048	U	
VMP-23	10	VMP-23-10-103023-DUP	10/30/2023	< 0.0060	U		< 0.0049	U		< 0.0040	U		< 0.035	U		< 0.014	U		< 0.019	U		< 0.0043	U		< 0.0049	U	
VMP-23	10	VMP-23-10-013124	1/31/2024	< 0.0056	U		< 0.0046	U		< 0.0038	U		< 0.032	U		< 0.013	U		< 0.018	U		< 0.0040	U		< 0.0046	U	
VMP-23	10	VMP-23-10-013124-DUP	1/31/2024	< 0.0057	U		0.0026	J		< 0.0038	U		< 0.033	U		< 0.014	U		< 0.018	U		< 0.0041	U		< 0.0047	U	
VMP-23	10	VMP-23-10-043024	4/30/2024	< 0.0069	U		< 0.0057	U		< 0.0046	U		< 0.04	U		< 0.016	U		< 0.022	U		< 0.0050	U		< 0.0056	U	
VMP-23	10	VMP-23-10-073024	7/30/2024	< 0.0065	U		< 0.0053	U		< 0.0044	U		< 0.037	U		< 0.015	U		0.011	J		< 0.0047	U		< 0.0053	U	
VMP-23	25	VMP-23-25-103023	10/30/2023	< 0.0063	U		< 0.0052	U		< 0.0042	U		< 0.036	U		< 0.015	U		< 0.02	U		< 0.0046	U		< 0.0052	U	
VMP-23	25	VMP-23-25-013124	1/31/2024	< 0.0060	U		< 0.0049	U		< 0.0040	U		< 0.034	U		< 0.014	U		0.0098	J		< 0.0043	U		< 0.0049	U	
VMP-23	25	VMP-23-25-043024	4/30/2024	< 0.0069	U		< 0.0057	U		< 0.0046	U		< 0.04	U		< 0.016	U		< 0.022	U		< 0.0050	U		< 0.0056	U	
VMP-23	25	VMP-23-25-073024	7/30/2024	< 0.0064	U		< 0.0053	U		< 0.0043	U		< 0.037	U		< 0.015	U		0.017	J		< 0.0046	U		< 0.0053	U	
VMP-24	5	VMP-24-5-102623	10/26/2023	< 0.0064	U		< 0.0053	U		< 0.0043	U		< 0.037	U		< 0.015	U		< 0.02	U		< 0.0046	U		< 0.0053	U	
VMP-23	40	VMP-23-40-103023	10/30/2023	< 0.0065	U		0.0035	J		< 0.0044	U		< 0.038	U		< 0.016	U		< 0.02	U		< 0.0047	U		< 0.0053	U	
VMP-24	5	VMP-24-5-012624	1/26/2024	< 0.0065	U		< 0.0054	U		< 0.0044	U		< 0.038	U		< 0.016	U		< 0.02	U		< 0.0047	U		< 0.0053	U	
VMP-23	40	VMP-23-40-013124	1/31/2024	< 0.0058	U		< 0.0048	U		< 0.0039	U		< 0.034	U		< 0.014	U		0.023			< 0.0042	U		< 0.0048	U	
VMP-24	5	VMP-24-5-042624	4/26/2024	< 0.0063	U		< 0.0052	U		< 0.0042	U		< 0.036	U		< 0.015	U		< 0.02	U		< 0.0046	U		< 0.0052	U	
VMP-24	5	VMP-24-5-042624-DUP	4/26/2024	< 0.0064	U		< 0.0052	U		< 0.0043	U		< 0.037	U		< 0.015	U		< 0.02	U		< 0.0046	U		< 0.0052	U	
VMP-23	40	VMP-23-40-043024	4/30/2024	< 0.0066	U		< 0.0054	U		< 0.0044	U		< 0.038	U		< 0.016	U		< 0.021	U		< 0.0048	U		< 0.0054	U	
VMP-24	5	VMP-24-5-072524	7/25/2024	< 0.0066	U		< 0.0054	U		< 0.0044	U		< 0.038	U		< 0.016	U		< 0.02	U		< 0.0047	U		< 0.0054	U	
VMP-23	40	VMP-23-40-073024	7/30/2024	< 0.0063	U		< 0.0052	U		< 0.0042	U		< 0.036	U		< 0.015	U		0.023			< 0.0045	U		< 0.0051	U	
VMP-24	10	VMP-24-10-102623	10/26/2023	< 0.0066	U		< 0.0054	U		< 0.0044	U		< 0.038	U		< 0.016	U		< 0.02	U		< 0.0047	U		< 0.0054	U	
VMP-24	10	VMP-24-10-012624	1/26/2024	< 0.0059	U		< 0.0048	U		< 0.0040	U		< 0.034	U		< 0.014	U		< 0.018	U		< 0.0042	U		< 0.0048	U	
VMP-24	10	VMP-24-10-042624	4/26/2024	< 0.0065	U		< 0.0054	U		< 0.0044	U		< 0.038	U		< 0.016	U		0.11			< 0.0047	U		< 0.0053	U	
VMP-24	10	VMP-24-10-072524	7/25/2024	< 0.0066	U		< 0.0054	U		< 0.0044	U		< 0.038	U		< 0.016	U		< 0.021	U		< 0.0048	U		< 0.0054	U	
VMP-24	22	VMP-24-22-102623	10/26/2023	< 0.0070	U		< 0.0058	U		< 0.0047	U		< 0.041	U		< 0.017	U		< 0.022	U		< 0.0051	U		< 0.0058	U	
VMP-24	22	VMP-24-22-012624	1/26/2024	< 0.0064	U		< 0.0052	U		< 0.0043	U		< 0.037	U		< 0.015	U		< 0.02	U		< 0.0046	U		< 0.0052	U	
VMP-24	22	VMP-24-22-012624-DUP	1/26/2024	< 0.0061	U		< 0.0050	U		< 0.0041	U		< 0.035	U		< 0.014	U		< 0.019	U		< 0.0044	U		< 0.0050	U	
VMP-24	22	VMP-24-22-042624	4/26/2024	< 0.0066	U		< 0.0055	U		< 0.0045	U		< 0.038	U		< 0.016	U		< 0.021	U		< 0.0048	U		< 0.0054	U	
VMP-24	22	VMP-24-22-072524	7/25/2024	< 0.0074	U		< 0.0060	U		< 0.0050	U		< 0.042	U		< 0.018	U		< 0.023	U		< 0.0053	U		< 0.0060	U	
VMP-24	34	VMP-24-34-102623	10/26/2023	< 0.0065	U		< 0.0053	U		< 0.0044	U		< 0.038	U		< 0.016	U		< 0.02	U		< 0.0047	U		< 0.0053	U	
VMP-24	34	VMP-24-34-012624	1/26/2024	< 0.0062	U		< 0.0051	U		< 0.0041	U		< 0.036	U		< 0.015	U		< 0.019	U		< 0.0044	U		< 0.0050	U	
VMP-24	34	VMP-24-34-042624	4/26/2024	< 0.0065	U		< 0.0053	U		< 0.0044	U		< 0.037	U		< 0.015	U		< 0.02	U		< 0.0047	U		< 0.0053	U	
VMP-24	34	VMP-24-34-072524	7/25/2024	< 0.0072	U		< 0.0059	U		< 0.0048	U		< 0.042	U		< 0.017	U		< 0.022	U		< 0.0052	U		0.024		
VMP-32	5	VMP-32-5-110223	11/2/2023	< 0.0058	U		< 0.0048	U		< 0.0039	U		< 0.034	U		< 0.014	U		< 0.018	U		< 0.0042	U		< 0.0048	U	
VMP-32	5	VMP-32-5-020224	2/2/2024	< 0.0064	U		< 0.0053	U		< 0.0043	U		< 0.037	U		< 0.015	U		< 0.02	U		0.0055			< 0.0052	U	
VMP-32	5	VMP-32-5-050624	5/6/2024	< 0.0060	U		< 0.0049	U		< 0.0040	U		< 0.034	U		< 0.014	U		0.049			< 0.0043	U		< 0.0049	U	
VMP-32	5	VMP-32-5-073024	7/30/2024	< 0.0066	U		< 0.0054	U		< 0.0044	U		< 0.038	U		< 0.016	U		< 0.021	U		< 0.0048	U		< 0.0054	U	
VMP-32	10	VMP-32-10-110223	11/2/2023	< 0.0069	U		< 0.0057	U		< 0.0046	U		< 0.04	U		< 0.016	U		< 0.022	U		< 0.0050	U		< 0.0056	U	
VMP-32	10	VMP-32-10-110223-DUP	11/2/2023	< 0.0065	U		0.0028	J		< 0.0044	U		< 0.038	U		< 0.016	U		< 0.02	U		< 0.0047	U		< 0.0053	U	
VMP-32	10	VMP-32-10-020224	2/2/2024	< 0.0064	U		< 0.0053	U		< 0.0043	U		< 0.037	U		< 0.015	U		< 0.02	U		< 0.0046	U		< 0.0053	U	
VMP-32	10	VMP-32-10-050624	5/6/2024	< 0.0072	U		< 0.0059	U		< 0.0048	U		< 0.042	U		< 0.017	U		< 0.022	U		< 0.0052	U		< 0.0059	U	
VMP-32	10	VMP-32-10-073024	7/30/2024	< 0.0064	U		< 0.0053	U		< 0.0043	U		< 0.037	U		< 0.015	U		0.024			< 0.0046	U		< 0.0052	U	
VMP-32	20	VMP-32-20-110223	11/2/2023	< 0.0067	U		< 0.0055	U		< 0.0045	U		< 0.038	U		< 0.016	U		< 0.021	U		< 0.0048	U		< 0.0054	U	
VMP-32	20	VMP-32-20-020224	2/2/2024	< 0.0064	U		< 0.0052	U		< 0.0043	U		< 0.037	U		< 0.015	U		< 0.02	U		< 0.0046	U		< 0.0052	U	
VMP-32	20	VMP-32-20-050624	5/6/2024	< 0.0065	U		< 0.0054	U		< 0.0044	U		< 0.038	U		< 0.016	U		< 0.02	U		< 0.0047	U		< 0.0053	U	
VMP-32	20	VMP-32-20-073024	7/30/2024	< 0.0071	U		< 0.0058	U		< 0.0048	U		< 0.041	U		< 0.017	U		0.014	J		< 0.0051	U		< 0.0058	U	
VMP-32	30	VMP-32-30-110223	11/2/2023	< 0.0062	U		< 0.0051	U		< 0.0042	U		< 0.036	U		< 0.015	U		< 0.019	U		< 0.0045	U		< 0.0051	U	
VMP-32	30	VMP-32-30-020224	2/2/2024	< 0.0063	U		< 0.0052	U		< 0.0042	U		< 0.036	U		< 0.015	U		< 0.02	U		< 0.0046	U		< 0.0052	U	
VMP-32	30	VMP-32-30-050624	5/6/2024	< 0.0066	U		< 0.0055	U		< 0.0045	U		< 0.038	U		< 0.016	U		< 0.021	U		< 0.0048	U		< 0.0054	U	
VMP-32	30	VMP-32-30-073024	7/30/2024	< 0.0072	U		< 0.0059	U		< 0.0048	U		< 0.042	U		< 0.017	U		0.016	J		< 0.0052	U		< 0.0059	U	

SEE LAST PAGE OF TABLE FOR NOTES

TABLE 5
HISTORICAL SUMMARY OF SOIL VAPOR ANALYTICAL DETECTIONS AND SCREENING RESULTS: VILLAGE - VOCS

Location	Depth (ft bgs)	Sample ID	Sample Date	1,4-Dichlorobenzene			Dichlorodifluoromethane			1,2-Dichloroethane			Dichloromethane (Methylene Chloride)			1,4-Dioxane			Ethanol			Ethylbenzene			4-Ethyltoluene		
				1200			270			0.099			5.6			0.22						1.3					
				Result (mg/m^3)	Lab Quals	AECOM Quals	Result (mg/m^3)	Lab Quals	AECOM Quals	Result (mg/m^3)	Lab Quals	AECOM Quals	Result (mg/m^3)	Lab Quals	AECOM Quals	Result (mg/m^3)	Lab Quals	AECOM Quals	Result (mg/m^3)	Lab Quals	AECOM Quals	Result (mg/m^3)	Lab Quals	AECOM Quals	Result (mg/m^3)	Lab Quals	AECOM Quals
VMP-42	10	VMP-42-10-102723	10/27/2023	< 0.0065	U		< 0.0054	U		< 0.0044	U		< 0.038	U		< 0.016	U		< 0.02	U		< 0.0047	U		< 0.0053	U	
VMP-42	10	VMP-42-10-013124	1/31/2024	< 0.0060	U		< 0.0049	U		< 0.0040	U		< 0.034	U		< 0.014	U		< 0.019	U		< 0.0043	U		< 0.0049	U	
VMP-42	10	VMP-42-10-013124-DUP	1/31/2024	< 0.0061	U		< 0.0050	U		< 0.0041	U		< 0.035	U		< 0.014	U		< 0.019	U		< 0.0044	U		< 0.0050	U	
VMP-42	10	VMP-42-10-050324	5/3/2024	< 0.0067	U		< 0.0055	U		< 0.0045	U		< 0.039	U		< 0.016	U		< 0.021	U		< 0.0048	U		< 0.0055	U	
VMP-42	10	VMP-42-10-072424	7/24/2024	< 0.0065	U		< 0.0053	U		< 0.0044	U		< 0.038	U		< 0.016	U		0.014	J		< 0.0047	U		0.0035	J	
VMP-42	20	VMP-42-20-102723	10/27/2023	< 0.0064	U		< 0.0053	U		< 0.0043	U		< 0.037	U		< 0.015	U		< 0.02	UJ	UJ	< 0.0046	U		< 0.0053	U	
VMP-42	20	VMP-42-20-013124	1/31/2024	< 0.0060	U		< 0.0049	U		< 0.0040	U		< 0.034	U		< 0.014	U		< 0.019	U		< 0.0043	U		< 0.0049	U	
VMP-42	20	VMP-42-20-050324	5/3/2024	< 0.0067	U		< 0.0055	U		< 0.0045	U		< 0.038	U		< 0.016	U		< 0.021	U		< 0.0048	U		< 0.0054	U	
VMP-42	20	VMP-42-20-072424	7/24/2024	< 0.0065	U		< 0.0053	U		< 0.0044	U		< 0.037	U		< 0.015	U		0.017	J		< 0.0047	U		< 0.0053	U	
VMP-42	30	VMP-42-30-102723	10/27/2023	< 0.0065	U		< 0.0053	U		< 0.0044	U		< 0.038	U		< 0.016	U		< 0.02	UJ	UJ	< 0.0047	U		< 0.0053	U	
VMP-42	30	VMP-42-30-102723-DUP	10/27/2023	< 0.0061	U		< 0.0050	U		< 0.0041	U		< 0.035	U		< 0.015	U		< 0.019	UJ	UJ	< 0.0044	U		< 0.0050	U	
VMP-42	30	VMP-42-30-013124	1/31/2024	< 0.0062	U		< 0.0051	U		< 0.0042	U		< 0.036	U		< 0.015	U		< 0.019	U		< 0.0045	U		< 0.0051	U	
VMP-42	30	VMP-42-30-050624	5/6/2024	< 0.0068	U		< 0.0056	U		< 0.0046	U		< 0.039	U		< 0.016	U		< 0.021	U		< 0.0049	U		< 0.0056	U	
VMP-42	30	VMP-42-30-072424	7/24/2024	< 0.0069	U		< 0.0057	U		< 0.0047	U		< 0.04	U		< 0.017	U		< 0.022	U		< 0.0050	U		< 0.0057	U	
VMP-42	30	VMP-42-30-072424-DUP	7/24/2024	< 0.0064	U		< 0.0052	U		< 0.0043	U		< 0.037	U		< 0.015	U		0.018	J		< 0.0046	U		< 0.0052	U	
VMP-43	10	VMP-43-10-102723	10/27/2023	< 0.0065	U		< 0.0053	U		< 0.0044	U		< 0.037	U		< 0.015	U		0.011	J		< 0.0047	U		< 0.0053	U	
VMP-43	10	VMP-43-10-013024	1/30/2024	< 0.0063	U		< 0.0052	U		< 0.0042	U		< 0.036	U		< 0.015	U		< 0.02	U		< 0.0045	U		< 0.0051	U	
VMP-43	10	VMP-43-10-050324	5/3/2024	< 0.0062	U		< 0.0051	U		< 0.0042	U		< 0.036	U		< 0.015	U		< 0.02	U		< 0.0045	U		< 0.0051	U	
VMP-43	10	VMP-43-10-072624	7/26/2024	< 0.0071	U		< 0.0058	U		< 0.0048	U		< 0.041	U		< 0.017	U		< 0.022	U		< 0.0051	U		< 0.0058	U	
VMP-43	20	VMP-43-20-102723	10/27/2023	< 0.0065	U		< 0.0054	U		< 0.0044	U		< 0.038	U		< 0.016	U		< 0.02	U		< 0.0047	U		< 0.0053	U	
VMP-43	20	VMP-43-20-013024	1/30/2024	< 0.0061	U		0.0030	J		< 0.0041	U		< 0.035	U		< 0.015	U		< 0.019	U		< 0.0044	U		< 0.0050	U	
VMP-43	20	VMP-43-20-050324	5/3/2024	< 0.0066	U		< 0.0055	U		< 0.0045	U		< 0.038	U		< 0.016	U		< 0.021	U		< 0.0048	U		< 0.0054	U	
VMP-43	20	VMP-43-20-072624	7/26/2024	< 0.0069	U		< 0.0057	U		< 0.0046	U		< 0.04	U		< 0.016	U		< 0.022	U		< 0.0050	U		< 0.0056	U	
VMP-43	30	VMP-43-30-102723	10/27/2023	< 0.0066	U		< 0.0054	U		< 0.0044	U		< 0.038	U		< 0.016	U		0.014	J		< 0.0047	U		< 0.0054	U	
VMP-43	30	VMP-43-30-102723-DUP	10/27/2023	< 0.0065	U		< 0.0053	U		< 0.0044	U		< 0.038	U		< 0.016	U		0.01	J		< 0.0047	U		< 0.0053	U	
VMP-43	30	VMP-43-30-013024	1/30/2024	< 0.0062	U		< 0.0051	U		< 0.0041	U		< 0.036	U		< 0.015	U		< 0.019	U		< 0.0044	U		< 0.0050	U	
VMP-43	30	VMP-43-30-050324	5/3/2024	< 0.0063	U		< 0.0052	U		< 0.0042	U		< 0.036	U		< 0.015	U		< 0.02	U		< 0.0046	U		< 0.0052	U	
VMP-43	30	VMP-43-30-072624	7/26/2024	< 0.0070	U		< 0.0058	U		< 0.0047	U		< 0.04	U		< 0.017	U		0.011	J		< 0.0050	U		< 0.0057	U	
VMP-45	10	VMP-45-10-102723	10/27/2023	< 0.0065	U		< 0.0053	U		< 0.0044	U		< 0.037	U		< 0.015	U		< 0.02	U		< 0.0047	U		< 0.0053	U	
VMP-45	10	VMP-45-10-013024	1/30/2024	< 0.0062	U		< 0.0051	U		< 0.0041	U		< 0.036	U		< 0.015	U		< 0.019	U		< 0.0044	U		< 0.0050	U	
VMP-45	10	VMP-45-10-050324	5/3/2024	< 0.0062	U		< 0.0051	U		< 0.0042	U		< 0.036	U		< 0.015	U		< 0.019	U		< 0.0045	U		< 0.0051	U	
VMP-45	10	VMP-45-10-072624	7/26/2024	< 0.0064	U		< 0.0053	U		< 0.0043	U		< 0.037	U		< 0.015	U		0.016	J		< 0.0046	U		< 0.0053	U	
VMP-45	20	VMP-45-20-102723	10/27/2023	< 0.0062	U		< 0.0051	U		< 0.0042	U		< 0.036	U		< 0.015	U		< 0.02	U		< 0.0045	U		< 0.0051	U	
VMP-45	20	VMP-45-20-013024	1/30/2024	< 0.0060	U		< 0.0049	U		< 0.0040	U		< 0.034	U		< 0.014	U		< 0.019	U		< 0.0043	U		< 0.0049	U	
VMP-45	20	VMP-45-20-050324	5/3/2024	< 0.0060	U		< 0.0050	U		< 0.0041	U		< 0.035	U		< 0.014	U		< 0.019	U		< 0.0044	U		< 0.0049	U	
VMP-45	20	VMP-45-20-072624	7/26/2024	< 0.0065	U		< 0.0054	U		< 0.0044	U		< 0.038	U		< 0.016	U		< 0.02	U		< 0.0047	U		< 0.0053	U	
VMP-45	30	VMP-45-30-102723	10/27/2023	< 0.0065	U		< 0.0054	U		< 0.0044	U		< 0.038	U		< 0.016	U		< 0.02	U		< 0.0047	U		< 0.0053	U	
VMP-45	30	VMP-45-30-013024	1/30/2024	< 0.0058	U		0.0026	J		< 0.0039	U		< 0.034	U		< 0.014	U		< 0.018	U		< 0.0042	U		< 0.0048	U	
VMP-45	30	VMP-45-30-013024-DUP	1/30/2024	< 0.0056	U		0.0022	J		< 0.0038	U		< 0.032	U		< 0.013	U		< 0.018	U		< 0.0040	U		< 0.0046	U	
VMP-45	30	VMP-45-30-050324	5/3/2024	< 0.0062	U		< 0.0051	U		< 0.0042	U		< 0.036	U		< 0.015	U		< 0.019	U		< 0.0045	U		< 0.0051	U	
VMP-45	30	VMP-45-30-072624	7/26/2024	< 0.0068	U		< 0.0056	U		< 0.0046	U		< 0.039	U		< 0.016	U		< 0.021	U		< 0.0049	U		< 0.0056	U	
VMP-45	30	VMP-45-30-072624-DUP	7/26/2024	< 0.0072	U		< 0.0059	U		< 0.0048	U		< 0.042	U		< 0.017	U		0.014	J		< 0.0052	U		< 0.0059	U	
VMP-47	5	VMP-47-5-102723	10/27/2023	< 0.0066	U		< 0.0055	U		< 0.0045	U		< 0.038	U		< 0.016	U		0.069			< 0.0048	U		< 0.0054	U	
VMP-47	5	VMP-47-5-013124	1/31/2024	< 0.0061	U		< 0.0050	U		< 0.0041	U		< 0.035	U		< 0.014	U		< 0.019	U		< 0.0044	U		< 0.0050	U	
VMP-47	5	VMP-47-5-042924	4/29/2024	< 0.0067	U		< 0.0055	U		< 0.0045	U		< 0.038	U		< 0.016	U		< 0.021	U		< 0.0048	U		< 0.0054	U	
VMP-47	5	VMP-47-5-072624	7/26/2024	< 0.0061	U		< 0.0050	U		< 0.0041	U		< 0.035	U		< 0.015	U		< 0.019	U		< 0.0044	U		< 0.0050	U	
VMP-47	10	VMP-47-10-102723	10/27/2023	< 0.0066	U		< 0.0054	U		< 0.0044	U		< 0.038	U		< 0.016	U		< 0.02	U		< 0.0047	U		< 0.0054	U	
VMP-47	10	VMP-47-10-013124	1/31/2024	< 0.0061	U		< 0.0050	U		< 0.0041	U		< 0.035	U		< 0.014	U		< 0.019	U		0.0047			0.0033	J	
VMP-47	10	VMP-47-10-042924	4/29/2024	< 0.0065	U		0.0029	J		< 0.0044	U		< 0.037	U		< 0.015	U		< 0.02	U		< 0.0047	U		< 0.0053	U	
VMP-47	10	VMP-47-10-072624	7/26/2024	< 0.0068	U		< 0.0056	U		< 0.0046	U		< 0.04	U		< 0.016	U		< 0.021	U		< 0.0049	U		< 0.0056	U	
VMP-47	20	VMP-47-20-102723	10/27/2023	< 0.0068	U		< 0.0056	U		< 0.0046	U		< 0.039	U		< 0.016	U		< 0.021	U		< 0.0049	U		< 0.0055	U	
VMP-47	20	VMP-47-20-102723-DUP	10/27/2023	< 0.0068	U		< 0.0056	U		< 0.0046	U		< 0.039	U		< 0.016	U		< 0.021	U		< 0.0049	U		< 0.0055	U	
VMP-47	20	VMP-47-20-013124	1/31/2024	< 0.0061	U		< 0.0050	U		< 0.0041	U		< 0.035	U		< 0.014	U		< 0.019	U		< 0.0044	U		< 0.0050	U	
VMP-47	20	VMP-47-20-042924	4/29/2024	< 0.0067	U		< 0.0055	U		< 0.0045	U		< 0.039	U		< 0.016	U		< 0.021	U		< 0.0048	U		< 0.0055	U	
VMP-47	20	VMP-47-20-072624	7/26/2024	< 0.0065	U		0.0026	J		< 0.0044	U		< 0.037	U		< 0.015	U		< 0.02	U		< 0.0047	U		< 0.0053	U	
VMP-47	20	VMP-47-20-072624-DUP	7/26/2024	< 0.0064	U		0.0028	J		< 0.0043	U		< 0.037	U		< 0.015	U		< 0.02	U		< 0.0046	U		< 0.0053	U	
VMP-47	30	VMP-47-30-103023	10/30/2023	< 0.0060	U		< 0.0049	U		< 0.0040	U		< 0.034	U		< 0.014	U		0.019		J	< 0.0043	U		< 0.0049	U	
VMP-47	30	VMP-47-30-013124	1/31/2024	< 0.0062	U		< 0.0051	U		< 0.0042	U		< 0.036	U		< 0.015	U		0.051			< 0.0045	U		< 0.0051	U	
VMP-47	30	VMP-47-30-042924	4/29/2024	< 0.0066	U		< 0.0054	U		< 0.0044	U		< 0.038	U		< 0.016	U		< 0.02	U		< 0.0047	U		< 0.0054	U	
VMP-47	30	VMP-47-30-072624	7/26/2024	< 0.0060	U		< 0.0049	U		< 0.0040	U		< 0.034	U		< 0.014	U		< 0.019	U		< 0.0043	U		< 0.0049	U	
VMP-48	5	VMP-48-5-103123	10/31/2023	< 0.0063	U		0.0027	J		< 0.0043	U		< 0.037	U		< 0.015	U		< 0.02	U		< 0.0046	U		< 0.0052	U	
VMP-48	5	VMP-48-5-012924	1/29/2024	< 0.0064	U		< 0.0053	U		< 0.0043	U		< 0.037	U		< 0.015	U		< 0.02	U		< 0.0046	U		< 0.0053	U	
VMP-48	5	VMP-48-5-050124	5/1/2024	< 0.0069	U		< 0.0057	U		< 0.0046	U		< 0.04	U		< 0.016	U		< 0.022	U		< 0.0050	U		< 0.0056	U	
VMP-48	5	VMP-48-5-073124	7/31/2024	< 0.0061	U		< 0.0050	U		< 0.0041	U		< 0.035	U		< 0.015	U		< 0.019	U		< 0.0044	U		< 0.0050	U	

SEE LAST PAGE OF TABLE FOR NOTES

TABLE 5
HISTORICAL SUMMARY OF SOIL VAPOR ANALYTICAL DETECTIONS AND SCREENING RESULTS: VILLAGE - VOCS

Location	Depth (ft bgs)	Sample ID	Sample Date	1,4-Dichlorobenzene			Dichlorodifluoromethane			1,2-Dichloroethane			Dichloromethane (Methylene Chloride)			1,4-Dioxane			Ethanol			Ethylbenzene			4-Ethyltoluene		
				1200			270			0.099			5.6			0.22						1.3					
				Result (mg/m^3)	Lab Quals	AECOM Quals	Result (mg/m^3)	Lab Quals	AECOM Quals	Result (mg/m^3)	Lab Quals	AECOM Quals	Result (mg/m^3)	Lab Quals	AECOM Quals	Result (mg/m^3)	Lab Quals	AECOM Quals	Result (mg/m^3)	Lab Quals	AECOM Quals	Result (mg/m^3)	Lab Quals	AECOM Quals	Result (mg/m^3)	Lab Quals	AECOM Quals
VMP-48	10	VMP-48-10-103123	10/31/2023	< 0.0066	U		< 0.0054	U		< 0.0044	U		< 0.038	U		< 0.016	U		< 0.02	U		< 0.0047	U		< 0.0054	U	
VMP-48	10	VMP-48-10-012924	1/29/2024	< 0.0069	U		< 0.0057	U		< 0.0046	U		< 0.04	U		< 0.016	U		< 0.022	U		< 0.0050	U		< 0.0056	U	
VMP-48	10	VMP-48-10-050124	5/1/2024	< 0.044	U		< 0.036	U		< 0.029	U		< 0.25	U		< 0.1	U		< 0.14	U		< 0.031	U		< 0.036	U	
VMP-48	10	VMP-48-10-073124	7/31/2024	< 0.019	U		< 0.016	U		< 0.013	U		< 0.11	U		< 0.047	U		< 0.061	U		< 0.014	U		< 0.016	U	
VMP-48	20	VMP-48-20-103123	10/31/2023	< 0.0059	U		**0.0027**	J		< 0.0039	U		< 0.034	U		< 0.014	U		< 0.018	U		< 0.0042	U		< 0.0048	U	
VMP-48	20	VMP-48-20-012924	1/29/2024	< 0.0060	U		< 0.0049	U		< 0.0040	U		< 0.034	U		< 0.014	U		< 0.019	U		**0.0063**			**0.0033**	J	
VMP-48	20	VMP-48-20-050124	5/1/2024	< 0.0068	U		< 0.0056	U		< 0.0046	U		< 0.039	U		< 0.016	U		< 0.021	U		< 0.0049	U		< 0.0056	U	
VMP-48	20	VMP-48-20-073124	7/31/2024	< 0.0067	U		< 0.0055	U		< 0.0045	U		< 0.039	U		< 0.016	U		**0.019**	J		< 0.0048	U		< 0.0055	U	
VMP-48	30	VMP-48-30-103123	10/31/2023	< 0.0062	U		**0.0026**	J		< 0.0041	U		< 0.036	U		< 0.015	U		< 0.019	U		< 0.0044	U		< 0.0050	U	
VMP-48	30	VMP-48-30-012924	1/29/2024	< 0.0063	U		< 0.0052	U		< 0.0042	U		< 0.036	U		< 0.015	U		< 0.02	U		< 0.0045	U		< 0.0051	U	
VMP-48	30	VMP-48-30-050124	5/1/2024	< 0.0067	U		< 0.0055	U		< 0.0045	U		< 0.038	U		< 0.016	U		< 0.021	U		< 0.0048	U		< 0.0054	U	
VMP-48	30	VMP-48-30-050124-DUP	5/1/2024	< 0.0068	U		< 0.0056	U		< 0.0046	U		< 0.039	U		< 0.016	U		< 0.021	U		< 0.0049	U		< 0.0056	U	
VMP-48	30	VMP-48-30-073124	7/31/2024	< 0.0061	U		< 0.0050	U		< 0.0041	U		< 0.035	U		< 0.014	U		**0.012**	J		< 0.0044	U		< 0.0050	U	
VMP-49	5	VMP-49-5-103123	10/31/2023	< 0.0063	U		< 0.0052	U		< 0.0042	U		< 0.036	U		< 0.015	U		< 0.02	U		< 0.0046	U		< 0.0052	U	
VMP-49	5	VMP-49-5-013124	1/31/2024	< 0.0062	U		< 0.0051	U		< 0.0042	U		< 0.036	U		< 0.015	U		< 0.019	U		< 0.0045	U		< 0.0051	U	
VMP-49	5	VMP-49-5-050124	5/1/2024	< 0.0062	U		< 0.0051	U		< 0.0042	U		< 0.036	U		< 0.015	U		< 0.02	U		< 0.0045	U		< 0.0051	U	
VMP-49	5	VMP-49-5-072924	7/29/2024	< 0.0064	U		< 0.0053	U		< 0.0043	U		< 0.037	U		< 0.015	U		< 0.02	U		< 0.0046	U		< 0.0052	U	
VMP-49	10	VMP-49-10-103123	10/31/2023	< 0.0066	U		< 0.0054	U		< 0.0044	U		< 0.038	U		< 0.016	U		**0.019**	J		< 0.0048	U		< 0.0054	U	
VMP-49	10	VMP-49-10-013124	1/31/2024	< 0.0064	U		< 0.0053	U		< 0.0043	U		< 0.037	U		< 0.015	U		< 0.02	U		< 0.0046	U		< 0.0053	U	
VMP-49	10	VMP-49-10-050124	5/1/2024	< 0.0068	U		< 0.0056	U		< 0.0046	U		< 0.04	U		< 0.016	U		< 0.021	U		**0.0017**	J		< 0.0056	U	
VMP-49	10	VMP-49-10-072924	7/29/2024	< 0.0070	U		< 0.0058	U		< 0.0047	U		< 0.04	U		< 0.017	U		< 0.022	U		< 0.0050	U		< 0.0057	U	
VMP-49	20	VMP-49-20-103123	10/31/2023	< 0.0063	U		**0.0026**	J		< 0.0042	U		< 0.036	U		< 0.015	U		< 0.02	U		< 0.0046	U		< 0.0052	U	
VMP-49	20	VMP-49-20-013124	1/31/2024	< 0.0063	U		< 0.0052	U		< 0.0042	U		< 0.036	U		< 0.015	U		< 0.02	U		< 0.0046	U		< 0.0052	U	
VMP-49	20	VMP-49-20-013124-DUP	1/31/2024	< 0.0061	U		**0.0025**	J		< 0.0041	U		< 0.035	U		< 0.014	U		< 0.019	U		< 0.0044	U		< 0.0050	U	
VMP-49	20	VMP-49-20-050124	5/1/2024	< 0.0063	U		< 0.0052	U		< 0.0043	U		< 0.037	U		< 0.015	U		< 0.02	U		< 0.0046	U		< 0.0052	U	
VMP-49	20	VMP-49-20-072924	7/29/2024	< 0.0068	U		< 0.0056	U		< 0.0046	U		< 0.039	U		< 0.016	U		< 0.021	U		< 0.0049	U		< 0.0055	U	
VMP-49	30	VMP-49-30-103123	10/31/2023	< 0.0064	U		< 0.0053	U		< 0.0043	U		< 0.037	U		< 0.015	U		< 0.02	U		< 0.0046	U		< 0.0052	U	
VMP-49	30	VMP-49-30-013124	1/31/2024	< 0.0063	U		< 0.0052	U		< 0.0042	U		< 0.036	U		< 0.015	U		< 0.02	U		< 0.0046	U		< 0.0052	U	
VMP-49	30	VMP-49-30-050124	5/1/2024	< 0.0066	U		< 0.0054	U		< 0.0044	U		< 0.038	U		< 0.016	U		< 0.021	U		< 0.0048	U		< 0.0054	U	
VMP-49	30	VMP-49-30-072924	7/29/2024	< 0.0068	U		< 0.0056	U		< 0.0046	U		< 0.039	U		< 0.016	U		**0.011**	J		< 0.0049	U		< 0.0055	U	
VMP-50	5	VMP-50-5-103123	10/31/2023	< 0.0060	U		< 0.0049	U		< 0.0040	U		< 0.035	U		< 0.014	U		< 0.019	U		< 0.0043	U		< 0.0049	U	
VMP-50	5	VMP-50-5-012624	1/26/2024	< 0.0063	U		< 0.0052	U		< 0.0043	U		< 0.037	U		< 0.015	U		< 0.02	U		< 0.0046	U		< 0.0052	U	
VMP-50	5	VMP-50-5-012624-DUP	1/26/2024	< 0.0061	U		< 0.0050	U		< 0.0041	U		< 0.035	U		< 0.015	U		< 0.019	U		< 0.0044	U		< 0.0050	U	
VMP-50	5	VMP-50-5-050124	5/1/2024	< 0.0068	U		< 0.0056	U		< 0.0046	U		< 0.04	U		< 0.016	U		< 0.021	U		< 0.0049	U		**0.0014**	J	
VMP-50	5	VMP-50-5-073024	7/30/2024	< 0.0063	U		< 0.0052	U		< 0.0043	U		< 0.037	U		< 0.015	U		**0.0099**	J		< 0.0046	U		< 0.0052	U	
VMP-50	10	VMP-50-10-103123	10/31/2023	< 0.0060	U		< 0.0049	U		< 0.0040	U		< 0.034	U		< 0.014	U		< 0.019	U		< 0.0043	U		< 0.0049	U	
VMP-50	10	VMP-50-10-012624	1/26/2024	< 0.0063	U		< 0.0052	U		< 0.0043	U		< 0.037	U		< 0.015	U		< 0.02	U		< 0.0046	U		< 0.0052	U	
VMP-50	10	VMP-50-10-050124	5/1/2024	< 0.0068	U		< 0.0056	U		< 0.0046	U		< 0.04	U		< 0.016	U		< 0.021	U		< 0.0049	U		< 0.0056	U	
VMP-50	10	VMP-50-10-073024	7/30/2024	< 0.0063	U		< 0.0052	U		< 0.0043	U		< 0.037	U		**0.0060**	J		**0.011**	J		< 0.0046	U		< 0.0052	U	
VMP-50	10	VMP-50-10-073024-DUP	7/30/2024	< 0.0062	U		< 0.0051	U		< 0.0042	U		< 0.036	U		< 0.015	U		**0.02**			< 0.0045	U		< 0.0051	U	
VMP-50	20	VMP-50-20-103123	10/31/2023	< 0.0063	U		**0.0026**	J		< 0.0042	U		< 0.036	U		< 0.015	U		< 0.02	U		< 0.0046	U		< 0.0052	U	
VMP-50	20	VMP-50-20-012624	1/26/2024	< 0.0062	U		< 0.0051	U		< 0.0041	U		< 0.036	U		< 0.015	U		< 0.019	U		< 0.0044	U		< 0.0050	U	
VMP-50	20	VMP-50-20-050124	5/1/2024	< 0.0075	U		< 0.0062	U		< 0.0050	U		< 0.043	U		< 0.018	U		< 0.024	U		< 0.0054	U		< 0.0061	U	
VMP-50	20	VMP-50-20-073024	7/30/2024	< 0.0066	U		< 0.0054	U		< 0.0044	U		< 0.038	U		< 0.016	U		**0.01**	J		< 0.0048	U		< 0.0054	U	
VMP-50	30	VMP-50-30-103123	10/31/2023	< 0.0063	U		**0.0025**	J		< 0.0042	U		< 0.036	U		< 0.015	U		< 0.02	U		< 0.0045	U		< 0.0051	U	
VMP-50	30	VMP-50-30-012624	1/26/2024	< 0.0064	U		< 0.0053	U		< 0.0043	U		< 0.037	U		< 0.015	U		< 0.02	U		< 0.0046	U		< 0.0053	U	
VMP-50	30	VMP-50-30-050124	5/1/2024	< 0.0066	U		< 0.0055	U		< 0.0045	U		< 0.038	U		< 0.016	U		< 0.021	U		< 0.0048	U		< 0.0054	U	
VMP-50	30	VMP-50-30-073024	7/30/2024	< 0.0060	U		< 0.0049	U		< 0.0040	U		< 0.035	U		< 0.014	U		**0.018**	J		< 0.0043	U		< 0.0049	U	
VMP-51	5	VMP-51-5-102723	10/27/2023	< 0.0062	U		< 0.0051	U		< 0.0042	U		< 0.036	U		< 0.015	U		**0.012**	J		< 0.0045	U		< 0.0051	U	
VMP-51	5	VMP-51-5-012924	1/29/2024	< 0.0065	U		**0.0026**	J		< 0.0044	U		< 0.037	U		< 0.015	U		< 0.02	U		< 0.0047	U		< 0.0053	U	
VMP-51	5	VMP-51-5-042624	4/26/2024	< 0.0061	U		< 0.0050	U		< 0.0041	U		< 0.035	U		< 0.014	U		< 0.019	U		< 0.0044	U		< 0.0050	U	
VMP-51	5	VMP-51-5-072624	7/26/2024	< 0.0070	U		< 0.0058	U		< 0.0047	U		< 0.041	U		< 0.017	U		< 0.022	U		< 0.0051	U		< 0.0058	U	
VMP-51	5	VMP-51-5-072624-DUP	7/26/2024	< 0.0069	U		< 0.0057	U		< 0.0046	U		< 0.04	U		< 0.016	U		**0.016**	J		< 0.0050	U		< 0.0056	U	
VMP-51	10	VMP-51-10-102723	10/27/2023	< 0.0064	U		< 0.0053	U		< 0.0043	U		< 0.037	U		< 0.015	U		< 0.02	U		< 0.0046	U		< 0.0052	U	
VMP-51	10	VMP-51-10-012924	1/29/2024	< 0.0063	U		< 0.0052	U		< 0.0042	U		< 0.036	U		< 0.015	U		< 0.02	U		< 0.0046	U		< 0.0052	U	
VMP-51	10	VMP-51-10-012924-DUP	1/29/2024	< 0.0064	U		< 0.0052	U		< 0.0043	U		< 0.037	U		< 0.015	U		< 0.02	U		< 0.0046	U		< 0.0052	U	
VMP-51	10	VMP-51-10-042624	4/26/2024	< 0.0059	U		< 0.0048	U		< 0.0040	U		< 0.034	U		< 0.014	U		< 0.018	U		< 0.0042	U		< 0.0048	U	
VMP-51	10	VMP-51-10-072624	7/26/2024	< 0.0069	U		< 0.0057	U		< 0.0046	U		< 0.04	U		< 0.016	U		< 0.022	U		< 0.0050	U		< 0.0056	U	
VMP-51	20	VMP-51-20-102723	10/27/2023	< 0.0066	U		< 0.0054	U		< 0.0044	U		< 0.038	U		< 0.016	U		< 0.02	U		< 0.0047	U		< 0.0054	U	
VMP-51	20	VMP-51-20-012924	1/29/2024	< 0.0060	U		**0.0024**	J		< 0.0040	U		< 0.034	U		< 0.014	U		< 0.019	U		< 0.0043	U		< 0.0049	U	
VMP-51	20	VMP-51-20-042624	4/26/2024	< 0.0059	U		< 0.0048	U		< 0.0039	U		< 0.034	U		< 0.014	U		< 0.018	U		< 0.0042	U		< 0.0048	U	
VMP-51	20	VMP-51-20-072624	7/26/2024	< 0.0063	U		< 0.0052	U		< 0.0042	U		< 0.036	U		< 0.015	U		**0.012**	J		< 0.0045	U		< 0.0051	U	
VMP-51	30	VMP-51-30-102723	10/27/2023	< 0.0064	U		< 0.0053	U		< 0.0043	U		< 0.037	U		< 0.015	U		< 0.02	U		< 0.0046	U		< 0.0052	U	
VMP-51	30	VMP-51-30-012924	1/29/2024	< 0.0062	U		< 0.0051	U		< 0.0041	U		< 0.036	U		**0.0054**	J		< 0.019	U		< 0.0044	U		< 0.0050	U	
VMP-51	30	VMP-51-30-042624	4/26/2024	< 0.0062	U		< 0.0051	U		< 0.0042	U		< 0.036	U		**0.0044**	J		< 0.019	U		< 0.0045	U		< 0.0051	U	
VMP-51	30	VMP-51-30-072924	7/29/2024	< 0.0064	U		< 0.0053	U		< 0.0043	U		< 0.037	U		< 0.015	U		< 0.02	U		< 0.0046	U		< 0.0053	U	

TABLE 5
HISTORICAL SUMMARY OF SOIL VAPOR ANALYTICAL DETECTIONS AND SCREENING RESULTS: VILLAGE - VOCS

Location	Depth (ft bgs)	Sample ID	Sample Date	1,4-Dichlorobenzene			Dichlorodifluoromethane			1,2-Dichloroethane			Dichloromethane (Methylene Chloride)			1,4-Dioxane			Ethanol			Ethylbenzene			4-Ethyltoluene		
				1200			270			0.099			5.6			0.22						1.3					
				Result (mg/m^3)	Lab Quals	AECOM Quals	Result (mg/m^3)	Lab Quals	AECOM Quals	Result (mg/m^3)	Lab Quals	AECOM Quals	Result (mg/m^3)	Lab Quals	AECOM Quals	Result (mg/m^3)	Lab Quals	AECOM Quals	Result (mg/m^3)	Lab Quals	AECOM Quals	Result (mg/m^3)	Lab Quals	AECOM Quals	Result (mg/m^3)	Lab Quals	AECOM Quals
VMP-52	5	VMP-52-5-103023	10/30/2023	< 0.0061	U		< 0.0050	U		< 0.0041	U		< 0.035	U		< 0.014	U		0.029		J	< 0.0044	U		< 0.0050	U	
VMP-52	5	VMP-52-5-012924	1/29/2024	< 0.0062	U		0.0036	J		< 0.0042	U		< 0.036	U		< 0.015	U		< 0.02	U		< 0.0045	U		< 0.0051	U	
VMP-52	5	VMP-52-5-042624	4/26/2024	< 0.0063	U		< 0.0052	U		< 0.0043	U		< 0.037	U		< 0.015	U		< 0.02	U		< 0.0046	U		< 0.0052	U	
VMP-52	5	VMP-52-5-073124	7/31/2024	0.0062	J		< 0.0053	U		< 0.0044	U		< 0.038	U		< 0.016	U		0.02	J		< 0.0047	U		< 0.0053	U	
VMP-52	10	VMP-52-10-103023	10/30/2023	< 0.0059	U		< 0.0048	U		< 0.0039	U		< 0.034	U		< 0.014	U		< 0.018	U		< 0.0042	U		< 0.0048	U	
VMP-52	10	VMP-52-10-012924	1/29/2024	< 0.0057	U		0.0025	J		< 0.0039	U		< 0.033	U		< 0.014	U		< 0.018	U		< 0.0041	U		< 0.0047	U	
VMP-52	10	VMP-52-10-042624	4/26/2024	< 0.0063	U		< 0.0052	U		< 0.0043	U		< 0.037	U		< 0.015	U		< 0.02	U		< 0.0046	U		< 0.0052	U	
VMP-52	10	VMP-52-10-073124	7/31/2024	< 0.0066	U		< 0.0054	U		< 0.0044	U		< 0.038	U		< 0.016	U		0.012	J		< 0.0048	U		< 0.0054	U	
VMP-52	20	VMP-52-20-103023	10/30/2023	< 0.0060	U		< 0.0049	U		< 0.0040	U		< 0.034	U		< 0.014	U		< 0.019	U		< 0.0043	U		< 0.0049	U	
VMP-52	20	VMP-52-20-012924	1/29/2024	< 0.0057	U		0.0027	J		< 0.0038	U		< 0.033	U		< 0.014	U		< 0.018	U		< 0.0041	U		< 0.0047	U	
VMP-52	20	VMP-52-20-042624	4/26/2024	< 0.0060	U		< 0.0050	U		< 0.0041	U		< 0.035	U		< 0.014	U		< 0.019	U		< 0.0044	U		< 0.0049	U	
VMP-52	20	VMP-52-20-073124	7/31/2024	< 0.0069	U		< 0.0057	U		< 0.0047	U		< 0.04	U		< 0.017	U		0.013	J		< 0.0050	U		< 0.0057	U	
VMP-52	30	VMP-52-30-103023	10/30/2023	< 0.0058	U		0.0024	J		< 0.0039	U		< 0.034	U		< 0.014	U		< 0.018	U		< 0.0042	U		< 0.0048	U	
VMP-52	30	VMP-52-30-012924	1/29/2024	< 0.0059	U		0.0025	J		< 0.0040	U		< 0.034	U		< 0.014	U		< 0.018	U		< 0.0042	U		< 0.0048	U	
VMP-52	30	VMP-52-30-042624	4/26/2024	< 0.0064	U		< 0.0053	U		< 0.0043	U		< 0.037	U		< 0.015	U		< 0.02	U		< 0.0046	U		< 0.0053	U	
VMP-52	30	VMP-52-30-042624-DUP	4/26/2024	< 0.0060	U		< 0.0049	U		< 0.0040	U		< 0.034	U		< 0.014	U		< 0.019	U		< 0.0043	U		< 0.0049	U	
VMP-52	30	VMP-52-30-073124	7/31/2024	< 0.0069	U		< 0.0057	U		< 0.0047	U		< 0.04	U		< 0.017	U		< 0.022	U		< 0.0050	U		< 0.0057	U	
VMP-53	5	VMP-53-5-120123	12/1/2023	< 0.0063	U		< 0.0052	U		< 0.0043	U		< 0.037	U		< 0.015	U		< 0.02	U		< 0.0046	U		< 0.0052	U	
VMP-53	5	VMP-53-5-012424	1/24/2024	< 0.0067	U		< 0.0055	U		< 0.0045	U		< 0.038	U		< 0.016	U		< 0.021	U		< 0.0048	U		< 0.0054	U	
VMP-53	5	VMP-53-5-042524	4/25/2024	< 0.0069	U		< 0.0057	U		< 0.0046	U		< 0.04	U		< 0.016	U		< 0.022	U		< 0.0050	U		< 0.0056	U	
VMP-53	5	VMP-53-5-072224	7/22/2024	< 0.0063	U		< 0.0052	U		< 0.0042	U		< 0.036	U		< 0.015	U		< 0.02	U		< 0.0046	U		< 0.0052	U	
VMP-53	10	VMP-53-10-102523	10/25/2023	< 0.0066	U		< 0.0054	U		< 0.0044	U		< 0.038	U		< 0.016	U		< 0.02	U		< 0.0047	U		< 0.0054	U	
VMP-53	10	VMP-53-10-012424	1/24/2024	< 0.0070	U		< 0.0057	U		< 0.0047	U		< 0.04	U		< 0.017	U		< 0.022	U		< 0.0050	U		< 0.0057	U	
VMP-53	10	VMP-53-10-042524	4/25/2024	< 0.0063	U		< 0.0052	U		< 0.0043	U		< 0.037	U		< 0.015	U		< 0.02	U		< 0.0046	U		< 0.0052	U	
VMP-53	10	VMP-53-10-072224	7/22/2024	< 0.0069	U		< 0.0057	U		< 0.0046	U		< 0.04	U		< 0.016	U		< 0.022	U		< 0.0050	U		< 0.0056	U	
VMP-53	20	VMP-53-20-102523	10/25/2023	< 0.0070	U		< 0.0058	U		< 0.0047	U		< 0.04	U		< 0.017	U		< 0.022	U		< 0.0050	U		< 0.0057	U	
VMP-53	20	VMP-53-20-012424	1/24/2024	< 0.0069	U		< 0.0057	U		< 0.0046	U		< 0.04	U		< 0.016	U		0.029			< 0.0050	U		< 0.0056	U	
VMP-53	20	VMP-53-20-042524	4/25/2024	< 0.0066	U		< 0.0054	U		< 0.0044	U		< 0.038	U		< 0.016	U		< 0.021	U		< 0.0048	U		< 0.0054	U	
VMP-53	20	VMP-53-20-042524-DUP	4/25/2024	< 0.0066	U		< 0.0054	U		< 0.0044	U		< 0.038	U		< 0.016	U		< 0.02	U		< 0.0047	U		< 0.0054	U	
VMP-53	20	VMP-53-20-072224	7/22/2024	< 0.0070	U		< 0.0058	U		< 0.0047	U		< 0.041	U		< 0.017	U		< 0.022	U		< 0.0051	U		< 0.0058	U	
VMP-53	30	VMP-53-30-102523	10/25/2023	< 0.0067	U		< 0.0055	U		< 0.0045	U		< 0.039	U		< 0.016	U		< 0.021	U		< 0.0048	U		< 0.0055	U	
VMP-53	30	VMP-53-30-012424	1/24/2024	< 0.0063	U		< 0.0052	U		< 0.0042	U		< 0.036	U		< 0.015	U		< 0.02	U		< 0.0046	U		< 0.0052	U	
VMP-53	30	VMP-53-30-042524	4/25/2024	< 0.0073	U		< 0.0060	U		< 0.0049	U		< 0.042	U		< 0.018	U		< 0.023	U		< 0.0053	U		< 0.0060	U	
VMP-53	30	VMP-53-30-072224	7/22/2024	< 0.0064	U		< 0.0052	U		< 0.0043	U		< 0.037	U		< 0.015	U		< 0.02	U		< 0.0046	U		< 0.0052	U	
VMP-54	5	VMP-54-5-102523	10/25/2023	< 0.0064	U		< 0.0053	U		< 0.0043	U		< 0.037	U		< 0.015	U		< 0.02	U		< 0.0046	U		< 0.0053	U	
VMP-54	5	VMP-54-5-012424	1/24/2024	< 0.0064	U		< 0.0053	U		< 0.0043	U		< 0.037	U		< 0.015	U		< 0.02	U		< 0.0046	U		< 0.0053	U	
VMP-54	5	VMP-54-5-042524	4/25/2024	< 0.0060	U		< 0.0049	U		< 0.0040	U		< 0.034	U		< 0.014	U		< 0.019	U		0.0015	J		< 0.0049	U	
VMP-54	5	VMP-54-5-072224	7/22/2024	< 0.0068	U		< 0.0056	U		< 0.0046	U		< 0.039	U		< 0.016	U		< 0.021	U		< 0.0049	U		< 0.0056	U	
VMP-54	10	VMP-54-10-102523	10/25/2023	< 0.0066	U		< 0.0054	U		< 0.0044	U		< 0.038	U		< 0.016	U		< 0.021	U		< 0.0048	U		< 0.0054	U	
VMP-54	10	VMP-54-10-012424	1/24/2024	< 0.0065	U		< 0.0054	U		< 0.0044	U		< 0.038	U		< 0.016	U		< 0.02	U		< 0.0047	U		< 0.0053	U	
VMP-54	10	VMP-54-10-042524	4/25/2024	< 0.0065	U		< 0.0053	U		< 0.0044	U		< 0.037	U		< 0.015	U		< 0.02	U		< 0.0047	U		< 0.0053	U	
VMP-54	10	VMP-54-10-072224	7/22/2024	< 0.0070	U		< 0.0058	U		< 0.0047	U		< 0.04	U		< 0.017	U		< 0.022	U		< 0.0050	U		< 0.0057	U	
VMP-54	20	VMP-54-20-102523	10/25/2023	< 0.0067	U		< 0.0055	U		0.0017	J		< 0.039	U		< 0.016	U		< 0.021	U		< 0.0048	U		< 0.0055	U	
VMP-54	20	VMP-54-20-012424	1/24/2024	< 0.0068	U		< 0.0056	U		< 0.0046	U		< 0.039	U		< 0.016	U		< 0.021	U		< 0.0049	U		< 0.0056	U	
VMP-54	20	VMP-54-20-012424-DUP	1/24/2024	< 0.0067	U		< 0.0055	U		< 0.0045	U		< 0.038	U		< 0.016	U		< 0.021	U		< 0.0048	U		< 0.0054	U	
VMP-54	20	VMP-54-20-042524	4/25/2024	< 0.0062	U		< 0.0051	U		< 0.0042	U		< 0.036	U		< 0.015	U		< 0.02	U		< 0.0045	U		< 0.0051	U	
VMP-54	20	VMP-54-20-072224	7/22/2024	< 0.0069	U		< 0.0057	U		< 0.0046	U		< 0.04	U		< 0.016	U		< 0.022	U		< 0.0050	U		< 0.0056	U	
VMP-54	30	VMP-54-30-102523	10/25/2023	< 0.0066	U		< 0.0054	U		< 0.0044	U		< 0.038	U		< 0.016	U		< 0.021	U		< 0.0048	U		< 0.0054	U	
VMP-54	30	VMP-54-30-012424	1/24/2024	< 0.0062	U		< 0.0051	U		< 0.0042	U		< 0.036	U		< 0.015	U		< 0.02	U		< 0.0045	U		< 0.0051	U	
VMP-54	30	VMP-54-30-042524	4/25/2024	< 0.0063	U		< 0.0052	U		< 0.0042	U		< 0.036	U		< 0.015	U		< 0.02	U		< 0.0045	U		< 0.0051	U	
VMP-54	30	VMP-54-30-072224	7/22/2024	< 0.0061	U		0.0026	J		< 0.0041	U		< 0.035	U		< 0.015	U		< 0.019	U		< 0.0044	U		< 0.0050	U	
VMP-56	10	VMP-56-10-110123	11/1/2023	< 0.0070	U		< 0.0058	U		< 0.0047	U		< 0.041	U		< 0.017	U		< 0.022	U		< 0.0051	U		< 0.0058	U	
VMP-56	10	VMP-56-10-020124	2/1/2024	< 0.0065	U		< 0.0053	U		< 0.0044	U		< 0.038	U		< 0.016	U		< 0.02	U		< 0.0047	U		< 0.0053	U	
VMP-56	10	VMP-56-10-050224	5/2/2024	< 0.0072	U		< 0.0060	U		< 0.0049	U		< 0.042	U		< 0.017	U		< 0.023	U		< 0.0052	U		< 0.0059	U	
VMP-56	10	VMP-56-10-050224-DUP	5/2/2024	< 0.0069	U		< 0.0057	U		< 0.0047	U		< 0.04	U		< 0.017	U		< 0.022	U		< 0.0050	U		< 0.0057	U	
VMP-56	10	VMP-56-10-072424	7/24/2024	< 0.0073	U		< 0.0060	U		< 0.0049	U		< 0.042	U		< 0.018	U		< 0.023	U		< 0.0053	U		< 0.0060	U	
VMP-56	25	VMP-56-25-110123	11/1/2023	< 0.0063	U		0.0027	J		< 0.0043	U		< 0.037	U		< 0.015	U		< 0.02	U		< 0.0046	U		< 0.0052	U	
VMP-56	25	VMP-56-25-020124	2/1/2024	< 0.0064	U		< 0.0053	U		< 0.0043	U		< 0.037	U		< 0.015	U		< 0.02	U		< 0.0046	U		< 0.0053	U	
VMP-56	25	VMP-56-25-050224	5/2/2024	< 0.0069	U		< 0.0057	U		< 0.0047	U		< 0.04	U		< 0.017	U		< 0.022	U		< 0.0050	U		< 0.0057	U	
VMP-56	25	VMP-56-25-072424	7/24/2024	< 0.0070	U		< 0.0058	U		< 0.0047	U		< 0.041	U		< 0.017	U		0.015	J		< 0.0051	U		< 0.0058	U	
VMP-56	38.5	VMP-56-38.5-110123	11/1/2023	< 25	U		< 21	U		< 17	U		< 140	U		< 60	U		< 79	U		230			28		
VMP-56	38.5	VMP-56-38.5-020124	2/1/2024	< 6.7	U		< 5.5	U		< 4.5	U		< 39	U		< 16	U		12	J		150			130	CN	J
VMP-56	38.5	VMP-56-38.5-050224	5/2/2024	< 3.6	U		< 3	U		< 2.4	U		< 8.3	U		< 8.6	U		< 5.6	U		63			59		
VMP-56	38.5	VMP-56-38.5-072424	7/24/2024	< 0.13	U		< 0.11	U		< 0.089	U		< 0.3	U		< 0.32	U		< 0.21	U		7.1			< 0.11	U	

SEE LAST PAGE OF TABLE FOR NOTES

TABLE 5
HISTORICAL SUMMARY OF SOIL VAPOR ANALYTICAL DETECTIONS AND SCREENING RESULTS: VILLAGE - VOCS

Location	Depth (ft bgs)	Sample ID	Sample Date	1,4-Dichlorobenzene			Dichlorodifluoromethane			1,2-Dichloroethane			Dichloromethane (Methylene Chloride)			1,4-Dioxane			Ethanol			Ethylbenzene			4-Ethyltoluene		
				1200			270			0.099			5.6			0.22						1.3					
				Result (mg/m^3)	Lab Quals	AECOM Quals	Result (mg/m^3)	Lab Quals	AECOM Quals	Result (mg/m^3)	Lab Quals	AECOM Quals	Result (mg/m^3)	Lab Quals	AECOM Quals	Result (mg/m^3)	Lab Quals	AECOM Quals	Result (mg/m^3)	Lab Quals	AECOM Quals	Result (mg/m^3)	Lab Quals	AECOM Quals	Result (mg/m^3)	Lab Quals	AECOM Quals
VMP-62	5	VMP-62-5-102623	10/26/2023	< 0.0069	U		< 0.0057	U		< 0.0046	U		< 0.04	U		< 0.016	U		**0.014**	J	J	< 0.0050	U		< 0.0056	U	
VMP-62	5	VMP-62-5-012924	1/29/2024	< 0.0061	U		< 0.0050	U		< 0.0041	U		< 0.035	U		< 0.015	U		< 0.019	U		< 0.0044	U		< 0.0050	U	
VMP-62	5	VMP-62-5-042924	4/29/2024	< 0.0065	U		< 0.0053	U		< 0.0044	U		< 0.037	U		< 0.015	U		< 0.02	U		< 0.0047	U		< 0.0053	U	
VMP-62	5	VMP-62-5-073024	7/30/2024	< 0.0063	U		< 0.0052	U		< 0.0042	U		< 0.036	U		< 0.015	U		< 0.02	U		< 0.0046	U		< 0.0052	U	
VMP-62	10	VMP-62-10-102623	10/26/2023	< 0.0066	U		< 0.0055	U		< 0.0045	U		< 0.038	U		< 0.016	U		< 0.021	U		< 0.0048	U		< 0.0054	U	
VMP-62	10	VMP-62-10-012924	1/29/2024	< 0.0063	U		< 0.0052	U		< 0.0043	U		< 0.037	U		< 0.015	U		< 0.02	U		< 0.0046	U		< 0.0052	U	
VMP-62	10	VMP-62-10-012924-DUP	1/29/2024	< 0.0061	U		< 0.0050	U		< 0.0041	U		< 0.035	U		< 0.015	U		< 0.019	U		< 0.0044	U		< 0.0050	U	
VMP-62	10	VMP-62-10-042924	4/29/2024	< 0.0068	U		< 0.0056	U		< 0.0046	U		< 0.039	U		< 0.016	U		< 0.021	U		< 0.0049	U		< 0.0055	U	
VMP-62	10	VMP-62-10-073024	7/30/2024	< 0.0057	U		< 0.0047	U		< 0.0038	U		< 0.033	U		< 0.014	U		**0.017**	J		< 0.0041	U		< 0.0046	U	
VMP-62	20	VMP-62-20-102623	10/26/2023	< 0.0067	U		< 0.0055	U		< 0.0045	U		< 0.038	U		< 0.016	U		< 0.021	U		< 0.0048	U		< 0.0054	U	
VMP-62	20	VMP-62-20-013024	1/30/2024	< 0.0063	U		< 0.0052	U		< 0.0043	U		< 0.037	U		< 0.015	U		< 0.02	U		< 0.0046	U		< 0.0052	U	
VMP-62	20	VMP-62-20-042924	4/29/2024	< 0.0066	U		< 0.0054	U		< 0.0044	U		< 0.038	U		< 0.016	U		**0.011**	J		< 0.0048	U		< 0.0054	U	
VMP-62	20	VMP-62-20-073024	7/30/2024	< 0.0065	U		< 0.0053	U		< 0.0044	U		< 0.037	U		< 0.015	U		**0.016**	J		< 0.0047	U		< 0.0053	U	
VMP-62	30	VMP-62-30-102623	10/26/2023	< 0.0063	U		< 0.0052	U		< 0.0043	U		< 0.037	U		< 0.015	U		< 0.02	U		< 0.0046	U		< 0.0052	U	
VMP-62	30	VMP-62-30-013024	1/30/2024	< 0.0062	U		< 0.0051	U		< 0.0042	U		< 0.036	U		< 0.015	U		< 0.019	U		< 0.0045	U		< 0.0051	U	
VMP-62	30	VMP-62-30-042924	4/29/2024	< 0.0069	U		< 0.0057	U		< 0.0047	U		< 0.04	U		< 0.017	U		< 0.022	U		< 0.0050	U		< 0.0057	U	
VMP-62	30	VMP-62-30-073024	7/30/2024	< 0.0067	U		< 0.0055	U		< 0.0045	U		< 0.039	U		< 0.016	U		**0.015**	J		< 0.0048	U		< 0.0055	U	
VMP-62	30	VMP-62-30-073024-DUP	7/30/2024	< 0.0066	U		< 0.0054	U		< 0.0044	U		< 0.038	U		< 0.016	U		< 0.021	U		< 0.0048	U		< 0.0054	U	
VMP-63	5	VMP-63-5-102723	10/27/2023	< 0.0061	U		< 0.0050	U		< 0.0041	U		< 0.035	U		< 0.015	U		< 0.019	U		< 0.0044	U		< 0.0050	U	
VMP-63	5	VMP-63-5-013024	1/30/2024	< 0.0063	U		< 0.0052	U		< 0.0043	U		< 0.037	U		< 0.015	U		< 0.02	U		< 0.0046	U		< 0.0052	U	
VMP-63	5	VMP-63-5-050324	5/3/2024	< 0.0064	U		< 0.0053	U		< 0.0043	U		< 0.037	U		< 0.015	U		< 0.02	U		< 0.0046	U		< 0.0053	U	
VMP-63	5	VMP-63-5-072624	7/26/2024	< 0.0062	U		< 0.0051	U		< 0.0042	U		< 0.036	U		< 0.015	U		< 0.02	U		< 0.0045	U		< 0.0051	U	
VMP-63	10	VMP-63-10-102723	10/27/2023	< 0.0062	U		< 0.0051	U		< 0.0042	U		< 0.036	U		< 0.015	U		< 0.02	U		< 0.0045	U		< 0.0051	U	
VMP-63	10	VMP-63-10-013024	1/30/2024	< 0.0058	U		< 0.0047	U		< 0.0039	U		< 0.033	U		< 0.014	U		< 0.018	U		< 0.0042	U		< 0.0047	U	
VMP-63	10	VMP-63-10-050324	5/3/2024	< 0.0065	U		< 0.0053	U		< 0.0044	U		< 0.037	U		< 0.015	U		< 0.02	U		< 0.0047	U		< 0.0053	U	
VMP-63	10	VMP-63-10-072624	7/26/2024	< 0.0069	U		< 0.0057	U		< 0.0047	U		< 0.04	U		< 0.017	U		< 0.022	U		**0.0013**	J		< 0.0057	U	
VMP-63	20	VMP-63-20-102723	10/27/2023	< 0.0066	U		< 0.0054	U		< 0.0044	U		< 0.038	U		< 0.016	U		< 0.021	U		< 0.0048	U		< 0.0054	U	
VMP-63	20	VMP-63-20-022924	2/29/2024	< 0.0063	U		< 0.0052	U		< 0.0042	U		< 0.036	U		< 0.015	U		< 0.02	U		< 0.0046	U		< 0.0052	U	
VMP-63	20	VMP-63-20-050324	5/3/2024	< 0.0068	U		< 0.0056	U		< 0.0046	U		< 0.039	U		< 0.016	U		< 0.021	U		< 0.0049	U		< 0.0056	U	
VMP-63	20	VMP-63-20-072624	7/26/2024	< 0.0066	U		< 0.0054	U		< 0.0044	U		< 0.038	U		< 0.016	U		< 0.021	U		< 0.0048	U		< 0.0054	U	
VMP-63	30	VMP-63-30-102723	10/27/2023	< 0.0064	U		< 0.0053	U		< 0.0043	U		< 0.037	U		< 0.015	U		< 0.02	U		< 0.0046	U		< 0.0052	U	
VMP-63	30	VMP-63-30-013024	1/30/2024	< 0.0061	U		< 0.0050	U		< 0.0041	U		< 0.035	U		< 0.014	U		< 0.019	U		< 0.0044	U		< 0.0050	U	
VMP-63	30	VMP-63-30-013024-DUP	1/30/2024	< 0.0063	U		< 0.0052	U		< 0.0042	U		< 0.036	U		< 0.015	U		< 0.02	U		< 0.0045	U		< 0.0051	U	
VMP-63	30	VMP-63-30-050324	5/3/2024	< 0.0072	U		< 0.0059	U		< 0.0048	U		< 0.042	U		< 0.017	U		< 0.022	U		< 0.0052	U		< 0.0059	U	
VMP-63	30	VMP-63-30-050324-DUP	5/3/2024	< 0.0069	U		< 0.0057	U		< 0.0046	U		< 0.04	U		< 0.016	U		< 0.022	U		< 0.0050	U		< 0.0056	U	
VMP-63	30	VMP-63-30-072624	7/26/2024	< 0.0062	U		< 0.0051	U		< 0.0042	U		< 0.036	U		< 0.015	U		< 0.02	U		< 0.0045	U		< 0.0051	U	
VMP-64	5	VMP-64-5-102623	10/26/2023	< 0.0069	U		< 0.0057	U		< 0.0046	U		< 0.04	U		< 0.016	U		< 0.022	U		< 0.0050	U		< 0.0056	U	
VMP-64	5	VMP-64-5-012924	1/29/2024	< 0.0063	U		< 0.0052	U		< 0.0042	U		< 0.036	U		< 0.015	U		< 0.02	U		< 0.0045	U		< 0.0051	U	
VMP-64	5	VMP-64-5-042624	4/26/2024	< 0.0062	U		< 0.0051	U		< 0.0042	U		< 0.036	U		< 0.015	U		< 0.02	U		< 0.0045	U		< 0.0051	U	
VMP-64	5	VMP-64-5-072524	7/25/2024	< 0.0063	U		< 0.0052	U		< 0.0042	U		< 0.036	U		< 0.015	U		< 0.02	U		< 0.0045	U		< 0.0051	U	
VMP-64	10	VMP-64-10-102623	10/26/2023	< 0.0069	U		< 0.0057	U		< 0.0047	U		< 0.04	U		< 0.017	U		< 0.022	U		< 0.0050	U		< 0.0057	U	
VMP-64	10	VMP-64-10-012924	1/29/2024	< 0.0061	U		< 0.0050	U		< 0.0041	U		< 0.035	U		< 0.014	U		< 0.019	U		< 0.0044	U		< 0.0050	U	
VMP-64	10	VMP-64-10-042624	4/26/2024	< 0.0074	U		< 0.0060	U		< 0.0050	U		< 0.042	U		< 0.018	U		< 0.023	U		< 0.0053	U		< 0.0060	U	
VMP-64	10	VMP-64-10-072524	7/25/2024	< 0.0064	U		< 0.0053	U		< 0.0043	U		< 0.037	U		< 0.015	U		< 0.02	U		< 0.0046	U		< 0.0053	U	
VMP-64	20	VMP-64-20-102623	10/26/2023	< 0.0066	U		< 0.0054	U		< 0.0044	U		< 0.038	U		< 0.016	U		**0.018**	J	J	< 0.0047	U		< 0.0054	U	
VMP-64	20	VMP-64-20-012924	1/29/2024	< 0.0063	U		< 0.0052	U		< 0.0042	U		< 0.036	U		< 0.015	U		< 0.02	U		**0.0067**			**0.0041**	J	
VMP-64	20	VMP-64-20-042624	4/26/2024	< 0.0066	U		< 0.0054	U		< 0.0044	U		< 0.038	U		< 0.016	U		< 0.021	U		< 0.0048	U		< 0.0054	U	
VMP-64	20	VMP-64-20-042624-DUP	4/26/2024	< 0.0064	U		< 0.0053	U		< 0.0043	U		< 0.037	U		< 0.015	U		< 0.02	U		< 0.0046	U		< 0.0052	U	
VMP-64	20	VMP-64-20-072524	7/25/2024	< 0.0063	U		< 0.0052	U		< 0.0043	U		< 0.037	U		< 0.015	U		**0.022**			< 0.0046	U		< 0.0052	U	

SEE LAST PAGE OF TABLE FOR NOTES

TABLE 5
HISTORICAL SUMMARY OF SOIL VAPOR ANALYTICAL DETECTIONS AND SCREENING RESULTS: VILLAGE - VOCS

Location	Depth (ft bgs)	Sample ID	Sample Date	Heptane			Hexane			2-Hexanone (Methyl N-Butyl Ketone)			Isopentane			2-Propanol			Tetrachloroethene			1,2,4-Trichlorobenzene			Trichloroethene		
																			0.55			5.4			1.5		
				Result (mg/m^3)	Lab Quals	AECOM Quals	Result (mg/m^3)	Lab Quals	AECOM Quals	Result (mg/m^3)	Lab Quals	AECOM Quals	Result (mg/m^3)	Lab Quals	AECOM Quals	Result (mg/m^3)	Lab Quals	AECOM Quals	Result (mg/m^3)	Lab Quals	AECOM Quals	Result (mg/m^3)	Lab Quals	AECOM Quals	Result (mg/m^3)	Lab Quals	AECOM Quals
VMP-1	5	VMP-1-5-102723	10/27/2023	< 0.0041	U		< 0.0036	U		< 0.016	U		0.0070	J		0.0035	J		< 0.0068	U		< 0.03	U		< 0.0054	U	
VMP-1	5	VMP-1-5-013024	1/30/2024	0.0069			0.0060			< 0.018	U		< 0.013	U		< 0.011	U		0.024			< 0.033	U		0.0049	J	
VMP-1	5	VMP-1-5-050324	5/3/2024	< 0.0049	U		< 0.0042	U		< 0.02	U		< 0.014	U		< 0.012	U		< 0.0082	U		< 0.036	U		< 0.0065	U	
VMP-1	5	VMP-1-5-072624	7/26/2024	< 0.0051	U		< 0.0044	U		< 0.02	U		< 0.015	U		0.0060	J		< 0.0085	U		< 0.037	U		< 0.0067	U	
VMP-1	8.5	VMP-1-8.5-102723	10/27/2023	< 0.0044	U		< 0.0038	U		< 0.018	U		0.0045	J		< 0.011	U		< 0.0074	U		< 0.032	U		< 0.0058	U	
VMP-1	8.5	VMP-1-8.5-013024	1/30/2024	< 0.0045	U		< 0.0039	U		< 0.018	U		< 0.013	U		< 0.011	U		< 0.0075	U		< 0.033	U		0.0068		
VMP-1	8.5	VMP-1-8.5-013024-DUP	1/30/2024	< 0.0041	U		< 0.0036	U		< 0.016	U		< 0.012	U		< 0.0099	U		< 0.0068	U		< 0.03	U		< 0.0054	U	
VMP-1	8.5	VMP-1-8.5-050324	5/3/2024	< 0.0050	U		< 0.0043	U		< 0.02	U		< 0.014	U		0.0090	J		< 0.0082	U		< 0.036	U		< 0.0065	U	
VMP-1	8.5	VMP-1-8.5-072624	7/26/2024	< 0.0042	U		< 0.0036	U		< 0.017	U		< 0.012	U		0.0046	J		< 0.0070	U		< 0.031	U		< 0.0056	U	
VMP-1	38.5	VMP-1-38.5-013024	1/30/2024	< 0.0042	U		< 0.0036	U		< 0.017	U		< 0.012	U		< 0.01	U		< 0.0070	U		< 0.03	U		< 0.0055	U	
VMP-1	38.5	VMP-1-38.5-050324	5/3/2024	< 0.0046	U		< 0.0039	U		< 0.018	U		< 0.013	U		0.0066	J		< 0.0076	U		< 0.033	U		< 0.0060	U	
VMP-1	38.5	VMP-1-38.5-072624	7/26/2024	< 0.0048	U		< 0.0042	U		< 0.019	U		< 0.014	U		< 0.012	U		< 0.0080	U		< 0.035	U		< 0.0064	U	
VMP-2	5	VMP-2-5-103023	10/30/2023	< 0.0042	U		< 0.0036	U		< 0.017	U		< 0.012	U		0.0055	J		< 0.0070	U		< 0.03	U		< 0.0055	U	
VMP-2	5	VMP-2-5-013124	1/31/2024	< 0.0042	U		< 0.0036	U		< 0.017	U		< 0.012	U		< 0.01	U		< 0.0070	U		< 0.03	U		< 0.0055	U	
VMP-2	5	VMP-2-5-050624	5/6/2024	< 0.0046	U		< 0.0040	U		< 0.018	U		< 0.013	U		< 0.011	U		< 0.0077	U		< 0.034	U		< 0.0061	U	
VMP-2	5	VMP-2-5-072324	7/23/2024	< 0.0047	U		< 0.0040	U		< 0.019	U		< 0.013	U		0.0095	J		< 0.0077	U		< 0.034	U		< 0.0061	U	
VMP-2	8.5	VMP-2-8.5-103023	10/30/2023	< 0.0043	U		< 0.0037	U		< 0.017	U		< 0.012	U		0.0042	J		< 0.0072	U		< 0.031	U		< 0.0057	U	
VMP-2	8.5	VMP-2-8.5-013124	1/31/2024	< 0.0045	U		< 0.0038	U		< 0.018	U		< 0.013	U		< 0.011	U		0.018			< 0.032	U		< 0.0059	U	
VMP-2	8.5	VMP-2-8.5-050624	5/6/2024	< 0.0044	U		< 0.0038	U		< 0.018	U		< 0.013	U		< 0.01	U		< 0.0072	U		< 0.032	U		< 0.0058	U	
VMP-2	8.5	VMP-2-8.5-072324	7/23/2024	< 0.0044	U		< 0.0038	U		< 0.018	U		0.026			0.0040	J		0.0038	J		< 0.032	U		< 0.0058	U	
VMP-2	22	VMP-2-22-103023	10/30/2023	< 0.0041	U		< 0.0035	U		< 0.016	U		0.0056	J		< 0.0099	U		< 0.0068	U		< 0.03	U		< 0.0054	U	
VMP-2	22	VMP-2-22-013124	1/31/2024	< 0.0042	U		< 0.0036	U		< 0.017	U		< 0.012	U		< 0.01	U		< 0.0070	U		< 0.03	U		< 0.0055	U	
VMP-2	22	VMP-2-22-050624	5/6/2024	< 0.0041	U		< 0.0036	U		< 0.016	U		< 0.012	U		< 0.0099	U		0.014			< 0.03	U		< 0.0054	U	
VMP-2	22	VMP-2-22-072324	7/23/2024	< 0.0045	U		< 0.0038	U		< 0.018	U		< 0.013	U		0.0052	J		0.0027	J		< 0.032	U		< 0.0059	U	
VMP-2	42	VMP-2-42-072324	7/23/2024	< 47	U		120			< 190	U		4900			< 140	U		< 77	U		< 340	U		< 61	U	
VMP-3	5	VMP-3-5-110223	11/2/2023	< 0.0042	U		< 0.0036	U		< 0.017	U		< 0.012	U		< 0.01	U		< 0.0069	U		< 0.03	U		< 0.0054	U	
VMP-3	5	VMP-3-5-022924	2/29/2024	< 0.0046	U		< 0.0039	U		< 0.018	U		< 0.013	U		< 0.011	U	UJ	< 0.0076	U		< 0.033	U		< 0.0060	U	
VMP-3	5	VMP-3-5-050224	5/2/2024	< 0.0049	U		< 0.0042	U		< 0.02	U		0.0047	J		< 0.012	U		< 0.0081	U		< 0.035	U		< 0.0064	U	
VMP-3	5	VMP-3-5-072524	7/25/2024	< 0.0048	U		< 0.0041	U		< 0.019	U		< 0.014	U		0.0092	J		< 0.0079	U		< 0.034	U		< 0.0062	U	
VMP-3	10	VMP-3-10-110223	11/2/2023	0.0065			0.018			< 0.016	U		0.026			0.0042	J		0.0038	J		< 0.029	U		< 0.0053	U	
VMP-3	10	VMP-3-10-020224	2/2/2024	< 0.0038	U		< 0.0032	U		< 0.015	U		< 0.011	U		< 0.0090	U		0.0067			< 0.027	U		< 0.0049	U	
VMP-3	10	VMP-3-10-050224	5/2/2024	< 0.0049	U		< 0.0042	U		< 0.02	U		< 0.014	U		< 0.012	U		< 0.0082	U		< 0.036	U		< 0.0065	U	
VMP-3	10	VMP-3-10-072524	7/25/2024	< 0.0047	U		< 0.0040	U		< 0.019	U		< 0.014	U		0.0050	J		0.0037	J		< 0.034	U		< 0.0062	U	
VMP-3	22	VMP-3-22-110223	11/2/2023	< 0.0042	U		< 0.0036	U		< 0.017	U		< 0.012	U		< 0.01	U		< 0.0070	U		< 0.03	U		< 0.0055	U	
VMP-3	22	VMP-3-22-020224	2/2/2024	< 0.0041	U		< 0.0035	U		< 0.016	U		< 0.012	U		< 0.0099	U		< 0.0068	U		< 0.03	U		< 0.0054	U	
VMP-3	22	VMP-3-22-050224	5/2/2024	< 0.0050	U		< 0.0043	U		< 0.02	U		< 0.014	U		< 0.012	U		< 0.0082	U		< 0.036	U		< 0.0065	U	
VMP-3	22	VMP-3-22-090924	9/9/2024	< 0.0049	U		< 0.0042	U		< 0.02	U		0.0043	J		0.0020	J		< 0.0081	U		< 0.035	U		< 0.0064	U	
VMP-3	31.5	VMP-3-31.5-110223	11/2/2023	< 0.0040	U		< 0.0035	U		< 0.016	U		< 0.012	U		0.0052	J		< 0.0067	U		< 0.029	U		< 0.0053	U	
VMP-3	31.5	VMP-3-31.5-020224	2/2/2024	< 0.0040	U		< 0.0034	U		< 0.016	U		< 0.012	U		< 0.0096	U		< 0.0066	U		< 0.029	U		< 0.0052	U	
VMP-3	31.5	VMP-3-31.5-050224	5/2/2024	< 0.0051	U		< 0.0044	U		< 0.02	U		< 0.015	U		< 0.012	U		< 0.0084	U		< 0.037	U		< 0.0067	U	
VMP-3	31.5	VMP-3-31.5-072524	7/25/2024	< 0.0049	U		< 0.0042	U		< 0.02	U		< 0.014	U		0.0088	J		< 0.0081	U		< 0.035	U		< 0.0064	U	
VMP-3	39	VMP-3-39-050224	5/2/2024	< 0.59	U		< 0.51	U		< 2.4	U		36			< 1.8	U		< 0.98	U		< 4.3	U		< 0.78	U	
VMP-4	5	VMP-4-5-103123	10/31/2023	< 0.0041	U		< 0.0036	U		< 0.016	U		< 0.012	U		0.0038	J		< 0.0068	U		< 0.03	U		< 0.0054	U	
VMP-4	5	VMP-4-5-020224	2/2/2024	< 0.0046	U		< 0.0039	U		< 0.018	U		0.0097	J		0.0045	J		< 0.0076	U		< 0.033	U		< 0.0060	U	
VMP-4	5	VMP-4-5-050624	5/6/2024	< 0.0042	U		< 0.0036	U		< 0.017	U		< 0.012	U		< 0.01	U		< 0.0070	U		< 0.03	U		< 0.0055	U	
VMP-4	5	VMP-4-5-050624-DUP	5/6/2024	< 0.0043	U		< 0.0037	U		< 0.017	U		< 0.012	U		< 0.01	U		< 0.0072	U		< 0.031	U		< 0.0057	U	
VMP-4	5	VMP-4-5-072924	7/29/2024	< 0.0048	U		< 0.0041	U		< 0.019	U		< 0.014	U		0.014			0.0036	J		< 0.035	U		< 0.0063	U	
VMP-4	5	VMP-4-5-072924-DUP	7/29/2024	< 0.0047	U		< 0.0040	U		< 0.019	U		< 0.013	U		0.0065	J		0.0021	J		< 0.034	U		< 0.0061	U	
VMP-4	12	VMP-4-12-103123	10/31/2023	< 0.0044	U		< 0.0038	U		< 0.017	U		< 0.012	U		< 0.01	U		< 0.0072	U		< 0.032	U		< 0.0057	U	
VMP-4	12	VMP-4-12-103123-DUP	10/31/2023	< 0.0042	U		< 0.0036	U		< 0.017	U		< 0.012	U		< 0.01	U		< 0.0070	U		< 0.031	U		< 0.0056	U	
VMP-4	12	VMP-4-12-020224	2/2/2024	< 0.0044	U		< 0.0038	U		< 0.018	U		0.011	J		< 0.011	U		< 0.0073	U		< 0.032	U		< 0.0058	U	
VMP-4	12	VMP-4-12-050624	5/6/2024	< 0.0046	U		< 0.0040	U		< 0.018	U		< 0.013	U		< 0.011	U		< 0.0076	U		< 0.033	U		< 0.0060	U	
VMP-4	12	VMP-4-12-072924	7/29/2024	< 0.0044	U		< 0.0038	U		< 0.018	U		< 0.013	U		0.017			< 0.0073	U		< 0.032	U		< 0.0058	U	
VMP-4	23.5	VMP-4-23.5-103123	10/31/2023	< 0.0043	U		< 0.0037	U		< 0.017	U		< 0.012	U		< 0.01	U		< 0.0070	U		< 0.031	U		< 0.0056	U	
VMP-4	23.5	VMP-4-23.5-020224	2/2/2024	< 0.0043	U		< 0.0037	U		< 0.017	U		0.013			< 0.01	U		< 0.0072	U		< 0.031	U		< 0.0057	U	
VMP-4	23.5	VMP-4-23.5-050624	5/6/2024	< 0.0043	U		< 0.0037	U		< 0.017	U		< 0.012	U		0.0046	J		< 0.0070	U		< 0.031	U		< 0.0056	U	
VMP-4	23.5	VMP-4-23.5-073024	7/30/2024	< 0.0044	U		< 0.0038	U		< 0.017	U		< 0.012	U		0.012			< 0.0072	U		< 0.032	U		< 0.0057	U	
VMP-5	5	VMP-5-5-103023	10/30/2023	< 0.0043	U		< 0.0037	U		< 0.017	U		< 0.012	U		0.0069	J		< 0.0071	U		< 0.031	U		< 0.0056	U	
VMP-5	5	VMP-5-5-012924	1/29/2024	< 0.0040	U		< 0.0034	U		< 0.016	U		< 0.012	U		< 0.0096	U		< 0.0066	U		< 0.029	U		< 0.0052	U	
VMP-5	5	VMP-5-5-050124	5/1/2024	< 0.0044	U		< 0.0038	U		< 0.017	U		< 0.012	U		< 0.01	U		< 0.0072	U		< 0.032	U		< 0.0057	U	
VMP-5	5	VMP-5-5-072924	7/29/2024	< 0.0048	U		< 0.0042	U		< 0.019	U		< 0.014	U		0.0054	J		< 0.0080	U		< 0.035	U		0.0022	J	
VMP-5	12.5	VMP-5-12.5-103023	10/30/2023	< 0.0042	U		< 0.0036	U		< 0.017	U		< 0.012	U		< 0.01	U		0.011			< 0.03	U		< 0.0055	U	
VMP-5	12.5	VMP-5-12.5-012924	1/29/2024	< 0.0041	U		< 0.0035	U		< 0.016	U		< 0.012	U		< 0.0098	U		< 0.0068	U		< 0.03	U		0.01		
VMP-5	12.5	VMP-5-12.5-050124	5/1/2024	< 0.0044	U		< 0.0038	U		< 0.018	U		< 0.013	U		< 0.01	U		< 0.0072	U		< 0.032	U		< 0.0058	U	
VMP-5	12.5	VMP-5-12.5-072924	7/29/2024	< 0.0051	U		< 0.0044	U		< 0.02	U		< 0.014	U		0.0049	J		< 0.0084	U		< 0.037	U		< 0.0066	U	

TABLE 5
HISTORICAL SUMMARY OF SOIL VAPOR ANALYTICAL DETECTIONS AND SCREENING RESULTS: VILLAGE - VOCS

Location	Depth (ft bgs)	Sample ID	Sample Date	Heptane			Hexane			2-Hexanone (Methyl N-Butyl Ketone)			Isopentane			2-Propanol			Tetrachloroethene			1,2,4-Trichlorobenzene			Trichloroethene		
																			0.55			5.4			1.5		
				Result (mg/m^3)	Lab Quals	AECOM Quals	Result (mg/m^3)	Lab Quals	AECOM Quals	Result (mg/m^3)	Lab Quals	AECOM Quals	Result (mg/m^3)	Lab Quals	AECOM Quals	Result (mg/m^3)	Lab Quals	AECOM Quals	Result (mg/m^3)	Lab Quals	AECOM Quals	Result (mg/m^3)	Lab Quals	AECOM Quals	Result (mg/m^3)	Lab Quals	AECOM Quals
VMP-5	31	VMP-5-31-103023	10/30/2023	< 0.0040	U		< 0.0035	U		< 0.016	U		< 0.012	U		0.0079	J		< 0.0067	U		< 0.029	U		< 0.0053	U	
VMP-5	31	VMP-5-31-012924	1/29/2024	< 0.0046	U		< 0.0039	U		< 0.018	U		< 0.013	U		< 0.011	U		< 0.0076	U		< 0.033	U		0.0047	J	
VMP-5	31	VMP-5-31-050124	5/1/2024	< 0.0044	U		< 0.0038	U		< 0.018	U		< 0.013	U		< 0.01	U		< 0.0072	U		< 0.032	U		< 0.0058	U	
VMP-5	31	VMP-5-31-050124-DUP	5/1/2024	< 0.0040	U		< 0.0035	U		< 0.016	U		< 0.012	U		< 0.0097	U		< 0.0067	U		< 0.029	U		< 0.0053	U	
VMP-5	31	VMP-5-31-072924	7/29/2024	< 0.0046	U		< 0.0040	U		< 0.018	U		< 0.013	U		0.01	J		0.015			< 0.034	U		< 0.0061	U	
VMP-5	40	VMP-5-40-103123	10/31/2023	< 0.0044	U		< 0.0038	U		< 0.018	U		< 0.013	U		< 0.011	U		< 0.0074	U		< 0.032	U		< 0.0058	U	
VMP-5	40	VMP-5-40-012924	1/29/2024	< 0.0042	U		< 0.0036	U		< 0.017	U		< 0.012	U		< 0.01	U		< 0.0070	U		< 0.03	U		< 0.0055	U	
VMP-5	40	VMP-5-40-050124	5/1/2024	< 0.0044	U		< 0.0038	U		< 0.018	U		< 0.013	U		0.0098	J		< 0.0073	U		< 0.032	U		< 0.0058	U	
VMP-5	40	VMP-5-40-072924	7/29/2024	< 0.0050	U		< 0.0043	U		< 0.02	U		< 0.014	U		0.01	J		< 0.0083	U		< 0.036	U		< 0.0066	U	
VMP-6	5	VMP-6-5-110123	11/1/2023	< 0.0044	U		0.0013	J		< 0.018	U		< 0.013	U		< 0.01	U		< 0.0072	U		< 0.032	U		< 0.0058	U	
VMP-6	5	VMP-6-5-020124	2/1/2024	< 0.0044	U		< 0.0038	U		< 0.018	U		< 0.013	U		< 0.011	U		< 0.0074	U		< 0.032	U		< 0.0058	U	
VMP-6	5	VMP-6-5-020124-DUP	2/1/2024	< 0.0045	U		< 0.0038	U		< 0.018	U		< 0.013	U		< 0.011	U		< 0.0074	U		< 0.032	U		< 0.0058	U	
VMP-6	5	VMP-6-5-043024	4/30/2024	< 0.0053	U		< 0.0045	U		< 0.021	U		< 0.015	U		< 0.013	U		0.021			< 0.038	U		< 0.0069	U	
VMP-6	5	VMP-6-5-043024-DUP	4/30/2024	< 0.0052	U		< 0.0045	U		< 0.021	U		< 0.015	U		< 0.012	U		0.0089			< 0.038	U		< 0.0069	U	
VMP-6	5	VMP-6-5-072424	7/24/2024	< 0.0047	U		< 0.0040	U		< 0.019	U		< 0.014	U		0.0069	J		< 0.0078	U		< 0.034	U		< 0.0062	U	
VMP-6	10	VMP-6-10-110123	11/1/2023	< 0.0047	U		< 0.0040	U		< 0.019	U		< 0.013	U		0.0048	J		< 0.0077	U		< 0.034	U		< 0.0061	U	
VMP-6	10	VMP-6-10-020124	2/1/2024	< 0.0044	U		< 0.0038	U		< 0.018	U		< 0.013	U		< 0.011	U		< 0.0073	U		< 0.032	U		< 0.0058	U	
VMP-6	10	VMP-6-10-043024	4/30/2024	< 0.0050	U		< 0.0043	U		< 0.02	U		0.36			< 0.012	U		< 0.0083	U		< 0.036	U		0.0048	J	
VMP-6	10	VMP-6-10-072424	7/24/2024	< 0.0047	U		< 0.0040	U		< 0.019	U		< 0.014	U		0.0072	J		< 0.0078	U		< 0.034	U		< 0.0062	U	
VMP-6	31.5	VMP-6-31.5-110123	11/1/2023	< 0.0042	U		< 0.0036	U		< 0.017	U		< 0.012	U		< 0.01	U		< 0.0070	U		< 0.031	U		< 0.0056	U	
VMP-6	31.5	VMP-6-31.5-020124	2/1/2024	< 0.0047	U		< 0.0040	U		< 0.019	U		< 0.013	U		0.0056	J		< 0.0077	U		< 0.034	U		< 0.0061	U	
VMP-6	31.5	VMP-6-31.5-043024	4/30/2024	< 0.0050	U		< 0.0043	U		< 0.02	U		< 0.014	U		< 0.012	U		< 0.0083	U		< 0.036	U		< 0.0066	U	
VMP-6	31.5	VMP-6-31.5-072424	7/24/2024	< 0.0046	U		< 0.0040	U		< 0.018	U		< 0.013	U		0.015			< 0.0076	U		< 0.033	U		< 0.0060	U	
VMP-6	31.5	VMP-6-31.5-072424-DUP	7/24/2024	< 0.0044	U		< 0.0038	U		< 0.017	U		< 0.012	U		0.013			< 0.0072	U		< 0.032	U		< 0.0057	U	
VMP-6	39	VMP-6-39-110123	11/1/2023	< 0.61	U		0.69			< 2.4	U		80			0.51	J		< 1	U		< 4.4	U		< 0.81	U	
VMP-6	39	VMP-6-39-020124	2/1/2024	< 0.0045	U		< 0.0038	U		< 0.018	U		< 0.013	U		< 0.011	U		< 0.0074	U		< 0.032	U		< 0.0058	U	
VMP-6	39	VMP-6-39-043024	4/30/2024	< 0.0048	U		< 0.0041	U		< 0.019	U		< 0.014	U		< 0.011	U		< 0.0079	U		< 0.034	U		< 0.0063	U	
VMP-6	39	VMP-6-39-072424	7/24/2024	< 0.0046	U		< 0.0039	U		< 0.018	U		< 0.013	U		0.0090	J		< 0.0076	U		< 0.033	U		< 0.0060	U	
VMP-7	5	VMP-7-5-102623	10/26/2023	< 0.0044	U		< 0.0038	U		< 0.017	U		< 0.012	U		0.0050	J		< 0.0072	U		< 0.032	U		< 0.0057	U	
VMP-7	5	VMP-7-5-013024	1/30/2024	< 0.0044	U		< 0.0038	U		< 0.018	U		< 0.013	U		0.0042	J		< 0.0073	U		< 0.032	U		< 0.0058	U	
VMP-7	5	VMP-7-5-050324	5/3/2024	< 0.0045	U		< 0.0039	U		< 0.018	U		< 0.013	U		< 0.011	U		< 0.0075	U		< 0.033	U		< 0.0059	U	
VMP-7	5	VMP-7-5-072524	7/25/2024	< 0.0046	U		< 0.0039	U		< 0.018	U		< 0.013	U		< 0.011	U		< 0.0076	U		< 0.033	U		< 0.0060	U	
VMP-7	13.5	VMP-7-13.5-102623	10/26/2023	< 0.0045	U		< 0.0039	U		< 0.018	U		< 0.013	U		< 0.011	U		< 0.0075	U		< 0.033	U		< 0.0059	U	
VMP-7	13.5	VMP-7-13.5-013024	1/30/2024	< 0.0040	U		< 0.0035	U		< 0.016	U		< 0.012	U		0.0062	J		0.0021	J		< 0.029	U		0.0032	J	
VMP-7	13.5	VMP-7-13.5-050324	5/3/2024	< 0.0043	U		< 0.0037	U		< 0.017	U		< 0.012	U		< 0.01	U		< 0.0072	U		< 0.031	U		< 0.0057	U	
VMP-7	13.5	VMP-7-13.5-050324-DUP	5/3/2024	< 0.0044	U		< 0.0038	U		< 0.018	U		< 0.013	U		< 0.011	U		< 0.0073	U		< 0.032	U		< 0.0058	U	
VMP-7	13.5	VMP-7-13.5-072524	7/25/2024	< 0.0044	U		< 0.0038	U		< 0.018	U		< 0.013	U		0.0097	J		< 0.0072	U		< 0.032	U		< 0.0058	U	
VMP-7	29.5	VMP-7-29.5-102623	10/26/2023	< 0.0045	U		< 0.0038	U		< 0.018	U		< 0.013	U		0.0038	J		0.013			< 0.032	U		< 0.0059	U	
VMP-7	29.5	VMP-7-29.5-013024	1/30/2024	< 0.0040	U		< 0.0035	U		< 0.016	U		< 0.012	U		< 0.0097	U		0.015			< 0.029	U		< 0.0053	U	
VMP-7	29.5	VMP-7-29.5-050324	5/3/2024	< 0.0045	U		< 0.0039	U		< 0.018	U		< 0.013	U		< 0.011	U		0.012			< 0.033	U		< 0.0059	U	
VMP-7	29.5	VMP-7-29.5-072524	7/25/2024	< 0.0048	U		< 0.0041	U		< 0.019	U		< 0.014	U		0.0084	J		0.0094			< 0.034	U		< 0.0062	U	
VMP-7	38	VMP-7-38-102623	10/26/2023	< 0.0043	U		< 0.0037	U		< 0.017	U		< 0.012	U		0.0042	J		0.0095			< 0.031	U		< 0.0057	U	
VMP-7	38	VMP-7-38-013024	1/30/2024	< 0.0040	U		< 0.0035	U		< 0.016	U		< 0.012	U		< 0.0097	U		0.012			< 0.029	U		< 0.0053	U	
VMP-7	38	VMP-7-38-050324	5/3/2024	< 0.0043	U		< 0.0037	U		< 0.017	U		< 0.012	U		< 0.01	U		0.011			< 0.031	U		< 0.0056	U	
VMP-7	38	VMP-7-38-072524	7/25/2024	< 0.0044	U		< 0.0038	U		< 0.018	U		< 0.013	U		0.013			0.0083			< 0.032	U		< 0.0058	U	
VMP-8	5	VMP-8-5-102523	10/25/2023	< 0.0045	U		< 0.0039	U		< 0.018	U		< 0.013	U		< 0.011	U		< 0.0075	U		< 0.033	U		< 0.0060	U	
VMP-8	5	VMP-8-5-012424	1/24/2024	< 0.0042	U		< 0.0036	U		< 0.017	U		0.0056	J		0.0077	J		< 0.0070	U		< 0.03	U		< 0.0055	U	
VMP-8	5	VMP-8-5-042524	4/25/2024	< 0.0044	U		< 0.0038	U		< 0.018	U		< 0.013	U		< 0.01	U		< 0.0073	U		< 0.032	U		< 0.0058	U	
VMP-8	5	VMP-8-5-072224	7/22/2024	< 0.0041	U		0.0022	J		< 0.016	U		< 0.012	U		0.0054	J		< 0.0068	U		< 0.03	U		< 0.0054	U	
VMP-8	9.5	VMP-8-9.5-102523	10/25/2023	< 0.0045	U		< 0.0038	U		< 0.018	U		< 0.013	U		< 0.011	U		< 0.0074	U		< 0.032	U		0.0051	J	
VMP-8	9.5	VMP-8-9.5-012424	1/24/2024	< 0.0043	U		< 0.0037	U		< 0.017	U		< 0.012	U		< 0.01	U		< 0.0070	U		< 0.031	U		< 0.0056	U	
VMP-8	9.5	VMP-8-9.5-042524	4/25/2024	< 0.0041	U		< 0.0036	U		< 0.016	U		< 0.012	U		< 0.0099	U		0.0026	J		< 0.03	U		0.0032	J	
VMP-8	9.5	VMP-8-9.5-072224	7/22/2024	< 0.0044	U		< 0.0038	U		< 0.018	U		< 0.013	U		< 0.011	U		< 0.0073	U		< 0.032	U		< 0.0058	U	
VMP-8	23.5	VMP-8-23.5-102523	10/25/2023	< 0.0044	U		< 0.0038	U		< 0.018	U		< 0.013	U		< 0.01	U		< 0.0072	U		< 0.032	U		< 0.0058	U	
VMP-8	23.5	VMP-8-23.5-012424	1/24/2024	< 0.0042	U		< 0.0036	U		< 0.017	U		< 0.012	U		0.0036	J		< 0.0070	U		< 0.03	U		< 0.0055	U	
VMP-8	23.5	VMP-8-23.5-012424-DUP	1/24/2024	< 0.0044	U		< 0.0038	U		< 0.018	U		< 0.013	U		0.0039	J		< 0.0073	U		< 0.032	U		< 0.0058	U	
VMP-8	23.5	VMP-8-23.5-042524	4/25/2024	< 0.0044	U		< 0.0038	U		< 0.018	U		< 0.013	U		< 0.01	U		< 0.0072	U		< 0.032	U		< 0.0058	U	
VMP-8	23.5	VMP-8-23.5-072224	7/22/2024	< 0.0045	U		0.0018	J		< 0.018	U		< 0.013	U		0.0066	J		< 0.0074	U		< 0.032	U		< 0.0058	U	
VMP-8	35.5	VMP-8-35.5-102523	10/25/2023	< 0.0043	U		< 0.0037	U		< 0.017	U		0.0061	J		< 0.01	U		< 0.0072	U		< 0.031	U		< 0.0057	U	
VMP-8	35.5	VMP-8-35.5-012424	1/24/2024	< 0.0042	U		< 0.0036	U		< 0.017	U		0.01	J		< 0.01	U		< 0.0070	U		< 0.031	U		< 0.0056	U	
VMP-8	35.5	VMP-8-35.5-042524	4/25/2024	< 0.0043	U		< 0.0037	U		< 0.017	U		< 0.012	U		< 0.01	U		< 0.0071	U		< 0.031	U		< 0.0056	U	
VMP-8	35.5	VMP-8-35.5-090924	9/9/2024	< 0.0042	U		< 0.0036	U		< 0.017	U		0.0072	J		0.0026	J		< 0.0070	U		< 0.031	U		< 0.0056	U	
VMP-9	5	VMP-9-5-102523	10/25/2023	< 0.0044	U		< 0.0038	U		< 0.018	U		< 0.013	U		0.0048	J		< 0.0073	U		< 0.032	U		0.0052	J	
VMP-9	5	VMP-9-5-012424	1/24/2024	< 0.0043	U		< 0.0037	U		< 0.017	U		0.011	J		< 0.01	U		< 0.0071	U		< 0.031	U		< 0.0056	U	
VMP-9	5	VMP-9-5-042524	4/25/2024	< 0.0045	U		< 0.0039	U		< 0.018	U		< 0.013	U		< 0.011	U		< 0.0075	U		< 0.033	U		< 0.0060	U	
VMP-9	5	VMP-9-5-072224	7/22/2024	< 0.0050	U		< 0.0043	U		< 0.02	U		0.046			0.0070	J		< 0.0083	U		< 0.036	U		< 0.0066	U	

TABLE 5
HISTORICAL SUMMARY OF SOIL VAPOR ANALYTICAL DETECTIONS AND SCREENING RESULTS: VILLAGE - VOCS

Location	Depth (ft bgs)	Sample ID	Sample Date	Heptane			Hexane			2-Hexanone (Methyl N-Butyl Ketone)			Isopentane			2-Propanol			Tetrachloroethene			1,2,4-Trichlorobenzene			Trichloroethene		
																			0.55			5.4			1.5		
				Result (mg/m^3)	Lab Quals	AECOM Quals	Result (mg/m^3)	Lab Quals	AECOM Quals	Result (mg/m^3)	Lab Quals	AECOM Quals	Result (mg/m^3)	Lab Quals	AECOM Quals	Result (mg/m^3)	Lab Quals	AECOM Quals	Result (mg/m^3)	Lab Quals	AECOM Quals	Result (mg/m^3)	Lab Quals	AECOM Quals	Result (mg/m^3)	Lab Quals	AECOM Quals
VMP-9	11.5	VMP-9-11.5-102523	10/25/2023	< 0.0045	U		< 0.0039	U		< 0.018	U		0.011	J		0.0079	J		< 0.0075	U		< 0.033	U		< 0.0059	U	
VMP-9	11.5	VMP-9-11.5-012424	1/24/2024	< 0.0041	U		< 0.0035	U		< 0.016	U		0.0044	J		0.0085	J		< 0.0067	U		< 0.03	U		< 0.0053	U	
VMP-9	11.5	VMP-9-11.5-042524	4/25/2024	< 0.0048	U		< 0.0041	U		< 0.019	U		< 0.014	U		< 0.011	U		< 0.0079	U		< 0.034	U		< 0.0063	U	
VMP-9	11.5	VMP-9-11.5-072224	7/22/2024	0.0030	J		0.023			< 0.02	U		0.066			0.014			< 0.0081	U		< 0.035	U		< 0.0064	U	
VMP-9	25.5	VMP-9-25.5-102523	10/25/2023	0.019		J	0.039		J	< 0.018	U		0.034		J	0.0090	J		0.0019	J		< 0.032	U		< 0.0058	U	
VMP-9	25.5	VMP-9-25.5-102523-DUP	10/25/2023	< 0.0043	U	UJ	< 0.0037	U	UJ	< 0.017	U		< 0.012	U	UJ	0.0082	J		< 0.0072	U		< 0.031	U		< 0.0057	U	
VMP-9	25.5	VMP-9-25.5-012424	1/24/2024	< 0.0042	U		< 0.0036	U		< 0.017	U		< 0.012	U		0.0062	J		< 0.0070	U		< 0.03	U		< 0.0055	U	
VMP-9	25.5	VMP-9-25.5-042524	4/25/2024	< 0.0048	U		< 0.0041	U		< 0.019	U		0.013	J		< 0.011	U		< 0.0079	U		< 0.034	U		< 0.0062	U	
VMP-9	25.5	VMP-9-25.5-072224	7/22/2024	< 0.0048	U		< 0.0041	U		< 0.019	U		< 0.014	U		0.0071	J		< 0.0079	U		< 0.035	U		< 0.0063	U	
VMP-9	38.5	VMP-9-38.5-102523	10/25/2023	< 0.0045	U		< 0.0038	U		< 0.018	U		< 0.013	U		0.0066	J		0.0035	J		< 0.032	U		< 0.0059	U	
VMP-9	38.5	VMP-9-38.5-012424	1/24/2024	< 0.0045	U		< 0.0039	U		< 0.018	U		< 0.013	U		< 0.011	U		0.0026	J		< 0.033	U		< 0.0059	U	
VMP-9	38.5	VMP-9-38.5-042524	4/25/2024	< 0.0045	U		< 0.0039	U		< 0.018	U		< 0.013	U		< 0.011	U		0.0028	J		< 0.033	U		< 0.0060	U	
VMP-9	38.5	VMP-9-38.5-042524-DUP	4/25/2024	< 0.0047	U		< 0.0040	U		< 0.019	U		< 0.013	U		< 0.011	U		0.0025	J		< 0.034	U		< 0.0061	U	
VMP-9	38.5	VMP-9-38.5-072224	7/22/2024	< 0.0048	U		< 0.0041	U		< 0.019	U		< 0.014	U		< 0.012	U		0.0036	J		< 0.035	U		< 0.0063	U	
VMP-18	8.5	VMP-18-8.5-102723	10/27/2023	< 0.0044	U		< 0.0038	U		< 0.018	U		< 0.013	U		< 0.011	U		< 0.0073	U		< 0.032	U		< 0.0058	U	
VMP-18	8.5	VMP-18-8.5-102723-DUP	10/27/2023	< 0.0043	U		< 0.0037	U		< 0.017	U		< 0.012	U		< 0.01	U		< 0.0072	U		< 0.031	U		< 0.0057	U	
VMP-18	8.5	VMP-18-8.5-020124	2/1/2024	< 0.0043	U		< 0.0037	U		< 0.017	U		< 0.012	U		< 0.01	U		0.0020	J		< 0.031	U		< 0.0056	U	
VMP-18	8.5	VMP-18-8.5-042624	4/26/2024	< 0.0040	U		< 0.0035	U		< 0.016	U		< 0.012	U		< 0.0097	U		< 0.0067	U		< 0.029	U		0.0062		
VMP-18	8.5	VMP-18-8.5-072224	7/22/2024	< 0.0045	U		< 0.0038	U		< 0.018	U		< 0.013	U		< 0.011	U		< 0.0074	U		< 0.032	U		< 0.0058	U	
VMP-18	8.5	VMP-18-8.5-072224-DUP	7/22/2024	< 0.0045	U		< 0.0039	U		< 0.018	U		< 0.013	U		0.014			< 0.0075	U		< 0.033	U		< 0.0060	U	
VMP-19	5	VMP-19-5-102623	10/26/2023	0.0018	J		0.0038			< 0.018	U		0.02			0.0055	J		< 0.0074	U		< 0.032	U		< 0.0058	U	
VMP-19	5	VMP-19-5-102623-DUP	10/26/2023	< 0.0046	U		< 0.0040	U		< 0.018	U		< 0.013	U		< 0.011	U		< 0.0077	U		< 0.034	U		< 0.0061	U	
VMP-19	5	VMP-19-5-020224	2/2/2024	< 0.0038	U		< 0.0033	U		< 0.015	U		< 0.011	U		< 0.0091	U		< 0.0063	U		< 0.028	U		< 0.0050	U	
VMP-19	5	VMP-19-5-050124	5/1/2024	< 0.0051	U		< 0.0044	U		< 0.02	U		< 0.015	U		0.012			< 0.0085	U		< 0.037	U		< 0.0067	U	
VMP-19	5	VMP-19-5-072224	7/22/2024	< 0.0047	U		< 0.0040	U		< 0.019	U		< 0.014	U		< 0.011	U		< 0.0078	U		< 0.034	U		< 0.0062	U	
VMP-19	5	VMP-19-5-072224-DUP	7/22/2024	< 0.0044	U		< 0.0038	U		< 0.018	U		< 0.013	U		0.0039	J		< 0.0072	U		< 0.032	U		< 0.0058	U	
VMP-20	5	VMP-20-5-103123	10/31/2023	< 0.0043	U		< 0.0037	U		< 0.017	U		< 0.012	U		< 0.01	U		< 0.0071	U		< 0.031	U		< 0.0056	U	
VMP-20	5	VMP-20-5-012624	1/26/2024	< 0.0043	U		< 0.0037	U		< 0.017	U		< 0.012	U		< 0.01	U		< 0.0071	U		< 0.031	U		< 0.0056	U	
VMP-20	5	VMP-20-5-042924	4/29/2024	< 0.0043	U		< 0.0037	U		< 0.017	U		< 0.012	U		< 0.01	U		< 0.0072	U		< 0.031	U		< 0.0057	U	
VMP-20	5	VMP-20-5-072924	7/29/2024	< 0.0042	U		< 0.0036	U		< 0.017	U		< 0.012	U		0.0059	J		< 0.0069	U		< 0.03	U		< 0.0055	U	
VMP-20	5	VMP-20-5-072924-DUP	7/29/2024	< 0.0042	U		< 0.0036	U		< 0.017	U		< 0.012	U		< 0.01	U		< 0.0070	U		< 0.03	U		< 0.0055	U	
VMP-20	10	VMP-20-10-103123	10/31/2023	< 0.0044	U		< 0.0038	U		< 0.017	U		< 0.012	U		0.0056	J		< 0.0072	U		< 0.032	U		< 0.0057	U	
VMP-20	10	VMP-20-10-012624	1/26/2024	< 0.0042	U		< 0.0036	U		< 0.017	U		< 0.012	U		< 0.01	U		< 0.0069	U		< 0.03	U		< 0.0055	U	
VMP-20	10	VMP-20-10-042924	4/29/2024	< 0.0050	U		< 0.0043	U		< 0.02	U		< 0.014	U		< 0.012	U		< 0.0083	U		< 0.036	U		< 0.0066	U	
VMP-20	10	VMP-20-10-072924	7/29/2024	< 0.0045	U		< 0.0038	U		< 0.018	U		< 0.013	U		< 0.011	U		< 0.0074	U		< 0.032	U		< 0.0058	U	
VMP-20	25	VMP-20-25-103123	10/31/2023	< 0.0041	U		< 0.0036	U		< 0.016	U		< 0.012	U		< 0.0099	U		< 0.0068	U		< 0.03	U		< 0.0054	U	
VMP-20	25	VMP-20-25-103123-DUP	10/31/2023	< 0.0039	U		< 0.0034	U		< 0.016	U		< 0.011	U		< 0.0094	U		< 0.0065	U		< 0.028	U		< 0.0051	U	
VMP-20	25	VMP-20-25-012624	1/26/2024	< 0.0041	U		< 0.0036	U		< 0.016	U		< 0.012	U		< 0.0099	U		< 0.0068	U		< 0.03	U		< 0.0054	U	
VMP-20	25	VMP-20-25-042924	4/29/2024	< 0.0048	U		< 0.0041	U		< 0.019	U		< 0.014	U		< 0.012	U		< 0.0079	U		< 0.035	U		< 0.0063	U	
VMP-20	25	VMP-20-25-072924	7/29/2024	< 0.0044	U		< 0.0038	U		< 0.018	U		< 0.013	U		< 0.01	U		< 0.0072	U		< 0.032	U		< 0.0058	U	
VMP-20	39.5	VMP-20-39.5-020224	2/2/2024	< 0.0040	U		< 0.0035	U		< 0.016	U		< 0.012	U		0.0049	J		< 0.0067	U		< 0.029	U		0.0017	J	
VMP-20	39.5	VMP-20-39.5-042924	4/29/2024	< 0.0045	U		< 0.0038	U		< 0.018	U		< 0.013	U		< 0.011	U		< 0.0074	U		< 0.032	U		< 0.0059	U	
VMP-20	39.5	VMP-20-39.5-072924	7/29/2024	< 0.0040	U		< 0.0034	U		< 0.016	U		< 0.012	U		0.012			< 0.0066	U		< 0.029	U		< 0.0053	U	
VMP-21	5	VMP-21-5-110223	11/2/2023	< 0.0042	U		< 0.0036	U		< 0.017	U		< 0.012	U		< 0.01	U		< 0.0069	U		< 0.03	U		< 0.0055	U	
VMP-21	5	VMP-21-5-020124	2/1/2024	< 0.0047	U		< 0.0041	U		< 0.019	U		< 0.014	U		0.0055	J		< 0.0078	U		< 0.034	U		< 0.0062	U	
VMP-21	5	VMP-21-5-050624	5/6/2024	< 0.0046	U		< 0.0039	U		< 0.018	U		< 0.013	U		0.0055	J		< 0.0076	U		< 0.033	U		< 0.0060	U	
VMP-21	5	VMP-21-5-072924	7/29/2024	< 0.0045	U		< 0.0039	U		< 0.018	U		< 0.013	U		0.0070	J		< 0.0075	U		< 0.033	U		< 0.0059	U	
VMP-21	10	VMP-21-10-110223	11/2/2023	< 0.0040	U		< 0.0034	U		< 0.016	U		< 0.012	U		0.0063	J		0.0040	J		< 0.029	U		< 0.0053	U	
VMP-21	10	VMP-21-10-020124	2/1/2024	< 0.0048	U		< 0.0041	U		< 0.019	U		< 0.014	U		< 0.011	U		0.0022	J		< 0.034	U		< 0.0063	U	
VMP-21	10	VMP-21-10-020124-DUP	2/1/2024	< 0.0045	U		< 0.0039	U		< 0.018	U		< 0.013	U		< 0.011	U		0.0022	J		< 0.033	U		< 0.0059	U	
VMP-21	10	VMP-21-10-050624	5/6/2024	< 0.0045	U		< 0.0038	U		< 0.018	U		< 0.013	U		0.0050	J		< 0.0074	U		< 0.032	U		< 0.0058	U	
VMP-21	10	VMP-21-10-072924	7/29/2024	< 0.0047	U		< 0.0040	U		< 0.019	U		< 0.013	U		0.0058	J		0.0046	J		< 0.034	U		< 0.0061	U	
VMP-21	10	VMP-21-10-072924-DUP	7/29/2024	< 0.0044	U		< 0.0038	U		< 0.018	U		< 0.013	U		< 0.011	U		0.0045	J		< 0.032	U		< 0.0058	U	
VMP-21	25	VMP-21-25-110223	11/2/2023	0.0053			0.01			< 0.017	U		0.0076	J		0.0072	J		0.0033	J		< 0.03	U		< 0.0054	U	
VMP-21	25	VMP-21-25-020124	2/1/2024	0.0061			0.0036	J		< 0.018	U		< 0.013	U		< 0.011	U		0.0034	J		< 0.033	U		0.0036	J	
VMP-21	25	VMP-21-25-050624	5/6/2024	< 0.0046	U		< 0.0040	U		< 0.018	U		< 0.013	U		< 0.011	U		0.0021	J		< 0.034	U		< 0.0061	U	
VMP-21	25	VMP-21-25-072924	7/29/2024	< 0.0043	U		< 0.0037	U		< 0.017	U		< 0.012	U		0.0046	J		0.0032	J		< 0.031	U		< 0.0057	U	
VMP-21	33	VMP-21-33-110223	11/2/2023	< 0.0040	U		< 0.0035	U		< 0.016	U		< 0.012	U		< 0.0097	U		0.0036	J		< 0.029	U		< 0.0053	U	
VMP-21	33	VMP-21-33-020124	2/1/2024	< 0.0046	U		< 0.0040	U		< 0.018	U		< 0.013	U		< 0.011	U		0.0038	J		< 0.033	U		< 0.0060	U	
VMP-21	33	VMP-21-33-050624	5/6/2024	< 0.0049	U		< 0.0042	U		< 0.019	U		< 0.014	U		< 0.012	U		0.0035	J		< 0.035	U		< 0.0064	U	
VMP-21	33	VMP-21-33-050624-DUP	5/6/2024	< 0.0045	U		< 0.0039	U		< 0.018	U		< 0.013	U		< 0.011	U		0.0036	J		< 0.033	U		< 0.0059	U	
VMP-21	33	VMP-21-33-072924	7/29/2024	< 0.0042	U		< 0.0036	U		< 0.017	U		< 0.012	U		0.0045	J		0.0039	J		< 0.031	U		< 0.0056	U	
VMP-22	5	VMP-22-5-103123	10/31/2023	< 0.0044	U		< 0.0038	U		< 0.018	U		< 0.013	U		< 0.011	U		< 0.0074	U		< 0.032	U		< 0.0058	U	
VMP-22	5	VMP-22-5-013124	1/31/2024	< 0.0042	U		< 0.0036	U		< 0.017	U		< 0.012	U		< 0.01	U		< 0.0070	U		< 0.03	U		< 0.0055	U	
VMP-22	5	VMP-22-5-050124	5/1/2024	< 0.0044	U		< 0.0038	U		< 0.018	U		< 0.013	U		0.05			< 0.0072	U		< 0.032	U		< 0.0058	U	
VMP-22	5	VMP-22-5-073024	7/30/2024	< 0.0045	U		< 0.0038	U		< 0.018	U		< 0.013	U		0.0056	J		< 0.0074	U		< 0.032	U		< 0.0059	U	

TABLE 5
HISTORICAL SUMMARY OF SOIL VAPOR ANALYTICAL DETECTIONS AND SCREENING RESULTS: VILLAGE - VOCS

Location	Depth (ft bgs)	Sample ID	Sample Date	Heptane			Hexane			2-Hexanone (Methyl N-Butyl Ketone)			Isopentane			2-Propanol			Tetrachloroethene			1,2,4-Trichlorobenzene			Trichloroethene		
																			0.55			5.4			1.5		
				Result (mg/m^3)	Lab Quals	AECOM Quals	Result (mg/m^3)	Lab Quals	AECOM Quals	Result (mg/m^3)	Lab Quals	AECOM Quals	Result (mg/m^3)	Lab Quals	AECOM Quals	Result (mg/m^3)	Lab Quals	AECOM Quals	Result (mg/m^3)	Lab Quals	AECOM Quals	Result (mg/m^3)	Lab Quals	AECOM Quals	Result (mg/m^3)	Lab Quals	AECOM Quals
VMP-22	10	VMP-22-10-103123	10/31/2023	< 0.0041	U		< 0.0036	U		< 0.016	U		< 0.012	U		< 0.0099	U		< 0.0068	U		< 0.03	U		< 0.0054	U	
VMP-22	10	VMP-22-10-022924	2/29/2024	< 0.0040	U		< 0.0035	U		< 0.016	U		< 0.012	U		< 0.0097	U	UJ	< 0.0067	U		< 0.029	U		< 0.0053	U	
VMP-22	10	VMP-22-10-050124	5/1/2024	< 0.16	U		< 0.14	U		< 0.64	U		< 0.46	U		0.42			< 0.27	U		< 1.2	U		< 0.21	U	
VMP-22	10	VMP-22-10-073024	7/30/2024	< 0.0045	U		< 0.0038	U		< 0.018	U		< 0.013	U		0.0053	J		< 0.0074	U		< 0.032	U		< 0.0058	U	
VMP-22	18	VMP-22-18-103123	10/31/2023	< 0.0043	U		< 0.0037	U		< 0.017	U		< 0.012	U		< 0.01	U		< 0.0072	U		< 0.031	U		< 0.0057	U	
VMP-22	18	VMP-22-18-013124	1/31/2024	< 0.0042	U		< 0.0036	U		< 0.017	U		< 0.012	U		< 0.01	U		< 0.0070	U		< 0.03	U		< 0.0055	U	
VMP-22	18	VMP-22-18-050124	5/1/2024	< 0.0044	U		< 0.0038	U		< 0.018	U		< 0.013	U		0.023			< 0.0072	U		< 0.032	U		< 0.0058	U	
VMP-22	18	VMP-22-18-050124-DUP	5/1/2024	< 0.0043	U		< 0.0037	U		< 0.017	U		< 0.012	U		0.019			< 0.0070	U		< 0.031	U		< 0.0056	U	
VMP-22	18	VMP-22-18-073024	7/30/2024	0.0020	J		0.0041	J		< 0.02	U		< 0.014	U		0.0048	J		< 0.0083	U		< 0.036	U		< 0.0066	U	
VMP-22	38	VMP-22-38-103123	10/31/2023	< 0.0044	U		< 0.0038	U		< 0.017	U		< 0.012	U		< 0.01	U		< 0.0072	U		< 0.032	U		< 0.0057	U	
VMP-22	38	VMP-22-38-013124	1/31/2024	< 0.0039	U		< 0.0033	U		< 0.016	U		< 0.011	U		0.0072	J		< 0.0064	U		< 0.028	U		< 0.0051	U	
VMP-22	38	VMP-22-38-050124	5/1/2024	< 0.0046	U		0.0026	J		< 0.018	U		0.068			0.016			< 0.0076	U		< 0.033	U		< 0.0060	U	
VMP-22	38	VMP-22-38-073024	7/30/2024	< 0.0048	U		< 0.0041	U		< 0.019	U		< 0.014	U		0.0053	J		0.0073	J		< 0.034	U		< 0.0062	U	
VMP-23	5	VMP-23-5-103023	10/30/2023	< 0.0044	U		< 0.0038	U		< 0.018	U		< 0.013	U		0.0053	J		< 0.0072	U		< 0.032	U		< 0.0058	U	
VMP-23	5	VMP-23-5-013124	1/31/2024	< 0.0042	U		< 0.0036	U		< 0.017	U		< 0.012	U		< 0.01	U		< 0.0070	U		< 0.03	U		< 0.0055	U	
VMP-23	5	VMP-23-5-043024	4/30/2024	< 0.0048	U		< 0.0041	U		< 0.019	U		< 0.014	U		< 0.011	U		< 0.0079	U		< 0.034	U		< 0.0062	U	
VMP-23	5	VMP-23-5-073024	7/30/2024	< 0.0041	U		< 0.0035	U		< 0.016	U		< 0.012	U		0.01			< 0.0068	U		< 0.03	U		< 0.0054	U	
VMP-23	5	VMP-23-5-073024-DUP	7/30/2024	< 0.0044	U		< 0.0038	U		< 0.017	U		< 0.012	U		0.0054	J		< 0.0072	U		< 0.032	U		< 0.0057	U	
VMP-23	10	VMP-23-10-103023	10/30/2023	< 0.0040	U		< 0.0035	U		< 0.016	U		< 0.012	U		0.0058	J		< 0.0067	U		< 0.029	U		< 0.0053	U	
VMP-23	10	VMP-23-10-103023-DUP	10/30/2023	< 0.0041	U		< 0.0035	U		< 0.016	U		< 0.012	U		0.0070	J		< 0.0068	U		< 0.03	U		< 0.0054	U	
VMP-23	10	VMP-23-10-013124	1/31/2024	< 0.0038	U		< 0.0033	U		< 0.015	U		< 0.011	U		< 0.0092	U		0.0017	J		< 0.028	U		< 0.0050	U	
VMP-23	10	VMP-23-10-013124-DUP	1/31/2024	< 0.0039	U		< 0.0033	U		< 0.016	U		< 0.011	U		< 0.0093	U		< 0.0064	U		< 0.028	U		< 0.0051	U	
VMP-23	10	VMP-23-10-043024	4/30/2024	< 0.0047	U		< 0.0040	U		< 0.019	U		< 0.014	U		< 0.011	U		< 0.0078	U		< 0.034	U		< 0.0062	U	
VMP-23	10	VMP-23-10-073024	7/30/2024	< 0.0044	U		< 0.0038	U		< 0.018	U		< 0.013	U		0.0052	J		< 0.0073	U		< 0.032	U		< 0.0058	U	
VMP-23	25	VMP-23-25-103023	10/30/2023	< 0.0043	U		< 0.0037	U		< 0.017	U		< 0.012	U		< 0.01	U		< 0.0071	U		< 0.031	U		< 0.0056	U	
VMP-23	25	VMP-23-25-013124	1/31/2024	< 0.0040	U		< 0.0035	U		< 0.016	U		< 0.012	U		< 0.0097	U		< 0.0067	U		< 0.029	U		0.016		
VMP-23	25	VMP-23-25-043024	4/30/2024	< 0.0047	U		< 0.0040	U		< 0.019	U		< 0.014	U		< 0.011	U		< 0.0078	U		< 0.034	U		< 0.0062	U	
VMP-23	25	VMP-23-25-073024	7/30/2024	< 0.0044	U		< 0.0038	U		< 0.018	U		< 0.013	U		0.0050	J		< 0.0072	U		< 0.032	U		< 0.0058	U	
VMP-24	5	VMP-24-5-102623	10/26/2023	< 0.0044	U		0.0014	J		< 0.018	U		< 0.013	U		< 0.01	U		< 0.0072	U		< 0.032	U		< 0.0058	U	
VMP-23	40	VMP-23-40-103023	10/30/2023	< 0.0044	U		< 0.0038	U		< 0.018	U		< 0.013	U		0.0095	J		< 0.0074	U		< 0.032	U		< 0.0058	U	
VMP-24	5	VMP-24-5-012624	1/26/2024	< 0.0044	U		< 0.0038	U		< 0.018	U		< 0.013	U		0.0042	J		< 0.0074	U		< 0.032	U		< 0.0058	U	
VMP-23	40	VMP-23-40-013124	1/31/2024	< 0.0040	U		< 0.0034	U		< 0.016	U		< 0.011	U		0.034			< 0.0066	U		< 0.029	U		< 0.0052	U	
VMP-24	5	VMP-24-5-042624	4/26/2024	< 0.0043	U		< 0.0037	U		< 0.017	U		< 0.012	U		< 0.01	U		< 0.0071	U		< 0.031	U		< 0.0056	U	
VMP-24	5	VMP-24-5-042624-DUP	4/26/2024	< 0.0043	U		< 0.0037	U		< 0.017	U		< 0.012	U		< 0.01	U		< 0.0072	U		< 0.031	U		< 0.0057	U	
VMP-23	40	VMP-23-40-043024	4/30/2024	< 0.0045	U		< 0.0039	U		< 0.018	U		< 0.013	U		0.0064	J		0.0029	J		< 0.033	U		< 0.0059	U	
VMP-24	5	VMP-24-5-072524	7/25/2024	< 0.0045	U		< 0.0038	U		< 0.018	U		0.023			0.0071	J		< 0.0074	U		< 0.032	U		< 0.0058	U	
VMP-23	40	VMP-23-40-073024	7/30/2024	< 0.0043	U		< 0.0037	U		< 0.017	U		< 0.012	U		0.0043	J		< 0.0071	U		< 0.031	U		< 0.0056	U	
VMP-24	10	VMP-24-10-102623	10/26/2023	< 0.0045	U		< 0.0038	U		< 0.018	U		< 0.013	U		< 0.011	U		0.091			< 0.032	U		< 0.0058	U	
VMP-24	10	VMP-24-10-012624	1/26/2024	< 0.0040	U		< 0.0034	U		< 0.016	U		< 0.012	U		0.0082	J		< 0.0066	U		< 0.029	U		0.0028	J	
VMP-24	10	VMP-24-10-042624	4/26/2024	< 0.0044	U		< 0.0038	U		< 0.018	U		< 0.013	U		0.025			0.027			< 0.032	U		< 0.0058	U	
VMP-24	10	VMP-24-10-072524	7/25/2024	< 0.0045	U		< 0.0038	U		< 0.018	U		< 0.013	U		< 0.011	U		< 0.0074	U		< 0.032	U		< 0.0059	U	
VMP-24	22	VMP-24-22-102623	10/26/2023	< 0.0048	U		0.0013	J		< 0.019	U		< 0.014	U		0.0068	J		< 0.0079	U		< 0.035	U		< 0.0063	U	
VMP-24	22	VMP-24-22-012624	1/26/2024	< 0.0043	U		< 0.0037	U		< 0.017	U		0.0079	J		0.047		J	< 0.0072	U		< 0.031	U		< 0.0057	U	
VMP-24	22	VMP-24-22-012624-DUP	1/26/2024	< 0.0041	U		< 0.0036	U		< 0.016	U		0.0072	J		< 0.0099	U	UJ	< 0.0068	U		< 0.03	U		< 0.0054	U	
VMP-24	22	VMP-24-22-042624	4/26/2024	< 0.0045	U		< 0.0039	U		< 0.018	U		< 0.013	U		< 0.011	U		< 0.0075	U		< 0.033	U		< 0.0059	U	
VMP-24	22	VMP-24-22-072524	7/25/2024	< 0.0050	U		< 0.0043	U		< 0.02	U		< 0.014	U		0.0069	J		< 0.0083	U		< 0.036	U		< 0.0066	U	
VMP-24	34	VMP-24-34-102623	10/26/2023	< 0.0044	U		< 0.0038	U		< 0.018	U		< 0.013	U		< 0.011	U		0.0022	J		< 0.032	U		< 0.0058	U	
VMP-24	34	VMP-24-34-012624	1/26/2024	< 0.0042	U		< 0.0036	U		< 0.017	U		0.0071	J		< 0.01	U		< 0.0070	U		< 0.03	U		< 0.0055	U	
VMP-24	34	VMP-24-34-042624	4/26/2024	< 0.0044	U		< 0.0038	U		< 0.018	U		< 0.013	U		< 0.01	U		< 0.0073	U		< 0.032	U		< 0.0058	U	
VMP-24	34	VMP-24-34-072524	7/25/2024	< 0.0049	U		< 0.0042	U		< 0.02	U		< 0.014	U		0.0052	J		0.0022	J		< 0.035	U		< 0.0064	U	
VMP-32	5	VMP-32-5-110223	11/2/2023	0.0015	J		0.0055			< 0.016	U		0.014			< 0.0095	U		< 0.0066	U		< 0.029	U		< 0.0052	U	
VMP-32	5	VMP-32-5-020224	2/2/2024	0.0064			0.015			< 0.017	U		0.049			< 0.01	U		< 0.0072	U		< 0.032	U		< 0.0057	U	
VMP-32	5	VMP-32-5-050624	5/6/2024	< 0.0040	U		< 0.0035	U		< 0.016	U		0.012	J		0.013			< 0.0067	U		< 0.029	U		< 0.0053	U	
VMP-32	5	VMP-32-5-073024	7/30/2024	< 0.0045	U		< 0.0039	U		< 0.018	U		< 0.013	U		0.0039	J		< 0.0075	U		< 0.033	U		< 0.0059	U	
VMP-32	10	VMP-32-10-110223	11/2/2023	< 0.0047	U		< 0.0040	U		< 0.019	U		< 0.014	U		< 0.011	U		< 0.0078	U		< 0.034	U		< 0.0062	U	
VMP-32	10	VMP-32-10-110223-DUP	11/2/2023	< 0.0044	U		< 0.0038	U		< 0.018	U		< 0.013	U		< 0.011	U		< 0.0074	U		< 0.032	U		< 0.0058	U	
VMP-32	10	VMP-32-10-020224	2/2/2024	< 0.0044	U		< 0.0038	U		< 0.018	U		< 0.013	U		< 0.01	U		< 0.0072	U		< 0.032	U		< 0.0058	U	
VMP-32	10	VMP-32-10-050624	5/6/2024	< 0.0049	U		< 0.0042	U		< 0.02	U		< 0.014	U		< 0.012	U		< 0.0081	U		< 0.035	U		< 0.0064	U	
VMP-32	10	VMP-32-10-073024	7/30/2024	< 0.0044	U		< 0.0038	U		< 0.017	U		< 0.012	U		0.0077	J		< 0.0072	U		< 0.032	U		< 0.0057	U	
VMP-32	20	VMP-32-20-110223	11/2/2023	< 0.0045	U		< 0.0039	U		< 0.018	U		< 0.013	U		< 0.011	U		< 0.0075	U		< 0.033	U		< 0.0060	U	
VMP-32	20	VMP-32-20-020224	2/2/2024	< 0.0043	U		0.0088			< 0.017	U		0.051			< 0.01	U		< 0.0072	U		< 0.031	U		< 0.0057	U	
VMP-32	20	VMP-32-20-050624	5/6/2024	< 0.0044	U		< 0.0038	U		< 0.018	U		< 0.013	U		< 0.011	U		< 0.0074	U		< 0.032	U		< 0.0058	U	
VMP-32	20	VMP-32-20-073024	7/30/2024	< 0.0048	U		< 0.0042	U		< 0.019	U		< 0.014	U		0.0062	J		< 0.0080	U		< 0.035	U		< 0.0063	U	
VMP-32	30	VMP-32-30-110223	11/2/2023	< 0.0042	U		< 0.0036	U		< 0.017	U		< 0.012	U		< 0.01	U		< 0.0070	U		< 0.03	U		< 0.0055	U	
VMP-32	30	VMP-32-30-020224	2/2/2024	< 0.0043	U		< 0.0037	U		< 0.017	U		0.011	J		< 0.01	U		< 0.0071	U		< 0.031	U		< 0.0056	U	
VMP-32	30	VMP-32-30-050624	5/6/2024	< 0.0045	U		< 0.0039	U		< 0.018	U		< 0.013	U		< 0.011	U		< 0.0075	U		< 0.033	U		< 0.0059	U	
VMP-32	30	VMP-32-30-073024	7/30/2024	< 0.0049	U		< 0.0042	U		< 0.02	U		< 0.014	U		0.0050	J		< 0.0081	U		< 0.035	U		< 0.0064	U	

SEE LAST PAGE OF TABLE FOR NOTES

TABLE 5
HISTORICAL SUMMARY OF SOIL VAPOR ANALYTICAL DETECTIONS AND SCREENING RESULTS: VILLAGE - VOCS

Location	Depth (ft bgs)	Sample ID	Sample Date	Heptane			Hexane			2-Hexanone (Methyl N-Butyl Ketone)			Isopentane			2-Propanol			Tetrachloroethene			1,2,4-Trichlorobenzene			Trichloroethene		
																			0.55			5.4			1.5		
				Result (mg/m^3)	Lab Quals	AECOM Quals	Result (mg/m^3)	Lab Quals	AECOM Quals	Result (mg/m^3)	Lab Quals	AECOM Quals	Result (mg/m^3)	Lab Quals	AECOM Quals	Result (mg/m^3)	Lab Quals	AECOM Quals	Result (mg/m^3)	Lab Quals	AECOM Quals	Result (mg/m^3)	Lab Quals	AECOM Quals	Result (mg/m^3)	Lab Quals	AECOM Quals
VMP-42	10	VMP-42-10-102723	10/27/2023	< 0.0044	U		< 0.0038	U		< 0.018	U		< 0.013	U		0.0056	J		< 0.0074	U		< 0.032	U		< 0.0058	U	
VMP-42	10	VMP-42-10-013124	1/31/2024	< 0.0041	U		< 0.0035	U		< 0.016	U		< 0.012	U		< 0.0098	U		< 0.0067	U		< 0.03	U		< 0.0053	U	
VMP-42	10	VMP-42-10-013124-DUP	1/31/2024	< 0.0041	U		< 0.0036	U		< 0.016	U		< 0.012	U		< 0.0099	U		< 0.0068	U		< 0.03	U		< 0.0054	U	
VMP-42	10	VMP-42-10-050324	5/3/2024	< 0.0046	U		< 0.0039	U		< 0.018	U		< 0.013	U		< 0.011	U		< 0.0076	U		< 0.033	U		< 0.0060	U	
VMP-42	10	VMP-42-10-072424	7/24/2024	< 0.0044	U		< 0.0038	U		< 0.018	U		< 0.013	U		0.035			< 0.0073	U		< 0.032	U		< 0.0058	U	
VMP-42	20	VMP-42-20-102723	10/27/2023	< 0.0044	U		0.0013	J		< 0.018	U		< 0.013	U		0.0059	J	J	< 0.0072	U		< 0.032	U		< 0.0058	U	
VMP-42	20	VMP-42-20-013124	1/31/2024	< 0.0040	U		< 0.0035	U		< 0.016	U		< 0.012	U		< 0.0097	U		< 0.0067	U		< 0.029	U		0.0076		
VMP-42	20	VMP-42-20-050324	5/3/2024	< 0.0045	U		< 0.0039	U		< 0.018	U		< 0.013	U		< 0.011	U		< 0.0075	U		< 0.033	U		< 0.0060	U	
VMP-42	20	VMP-42-20-072424	7/24/2024	< 0.0044	U		< 0.0038	U		< 0.018	U		< 0.013	U		0.011			< 0.0073	U		< 0.032	U		< 0.0058	U	
VMP-42	30	VMP-42-30-102723	10/27/2023	< 0.0044	U		< 0.0038	U		< 0.018	U		< 0.013	U		0.0053	J	J	0.43		J	< 0.032	U		0.07		J
VMP-42	30	VMP-42-30-102723-DUP	10/27/2023	< 0.0042	U		< 0.0036	U		< 0.017	U		< 0.012	U		< 0.01	UJ	UJ	0.034		J	< 0.03	U		0.0060		J
VMP-42	30	VMP-42-30-013124	1/31/2024	< 0.0042	U		< 0.0036	U		< 0.017	U		< 0.012	U		< 0.01	U		< 0.0070	U		< 0.03	U		< 0.0055	U	
VMP-42	30	VMP-42-30-050624	5/6/2024	< 0.0046	U		< 0.0040	U		< 0.018	U		< 0.013	U		< 0.011	U		< 0.0077	U		< 0.034	U		< 0.0061	U	
VMP-42	30	VMP-42-30-072424	7/24/2024	< 0.0047	U		< 0.0041	U		< 0.019	U		< 0.014	U		< 0.011	U		< 0.0078	U		< 0.034	U		< 0.0062	U	
VMP-42	30	VMP-42-30-072424-DUP	7/24/2024	< 0.0043	U		< 0.0037	U		< 0.017	U		< 0.012	U		0.014			0.0054	J		< 0.031	U		0.0020	J	
VMP-43	10	VMP-43-10-102723	10/27/2023	< 0.0044	U		< 0.0038	U		< 0.018	U		< 0.013	U		0.0058	J		< 0.0073	U		< 0.032	U		< 0.0058	U	
VMP-43	10	VMP-43-10-013024	1/30/2024	< 0.0043	U		< 0.0037	U		< 0.017	U		< 0.012	U		< 0.01	U		< 0.0071	U		< 0.031	U		0.0065		
VMP-43	10	VMP-43-10-050324	5/3/2024	< 0.0043	U		< 0.0037	U		< 0.017	U		< 0.012	U		< 0.01	U		< 0.0070	U		< 0.031	U		< 0.0056	U	
VMP-43	10	VMP-43-10-072624	7/26/2024	< 0.0048	U		< 0.0042	U		< 0.019	U		< 0.014	U		0.0065	J		< 0.0080	U		< 0.035	U		< 0.0063	U	
VMP-43	20	VMP-43-20-102723	10/27/2023	< 0.0044	U		< 0.0038	U		< 0.018	U		< 0.013	U		0.0038	J		< 0.0074	U		< 0.032	U		< 0.0058	U	
VMP-43	20	VMP-43-20-013024	1/30/2024	< 0.0042	U		< 0.0036	U		< 0.017	U		< 0.012	U		0.0065	J		< 0.0069	U		< 0.03	U		0.0084		
VMP-43	20	VMP-43-20-050324	5/3/2024	< 0.0045	U		< 0.0039	U		< 0.018	U		< 0.013	U		< 0.011	U		< 0.0075	U		< 0.033	U		< 0.0059	U	
VMP-43	20	VMP-43-20-072624	7/26/2024	< 0.0047	U		< 0.0040	U		< 0.019	U		< 0.014	U		0.0088	J		< 0.0078	U		< 0.034	U		< 0.0062	U	
VMP-43	30	VMP-43-30-102723	10/27/2023	< 0.0045	U		< 0.0038	U		< 0.018	U		< 0.013	U		0.0051	J		0.0036	J		< 0.032	U		0.0047	J	
VMP-43	30	VMP-43-30-102723-DUP	10/27/2023	< 0.0044	U		< 0.0038	U		< 0.018	U		< 0.013	U		0.01	J		0.0029	J		< 0.032	U		< 0.0058	U	
VMP-43	30	VMP-43-30-013024	1/30/2024	< 0.0042	U		< 0.0036	U		< 0.017	U		< 0.012	U		0.0038	J		0.0036	J		< 0.03	U		< 0.0055	U	
VMP-43	30	VMP-43-30-050324	5/3/2024	< 0.0043	U		< 0.0037	U		< 0.017	U		< 0.012	U		0.0039	J		< 0.0071	U		< 0.031	U		< 0.0056	U	
VMP-43	30	VMP-43-30-072624	7/26/2024	< 0.0048	U		< 0.0041	U		< 0.019	U		< 0.014	U		0.011	J		< 0.0079	U		< 0.034	U		< 0.0063	U	
VMP-45	10	VMP-45-10-102723	10/27/2023	< 0.0044	U		< 0.0038	U		< 0.018	U		< 0.013	U		< 0.01	U		< 0.0073	U		0.0085	J		< 0.0058	U	
VMP-45	10	VMP-45-10-013024	1/30/2024	< 0.0042	U		< 0.0036	U		< 0.017	U		0.0052	J		0.0066	J		< 0.0070	U		< 0.03	U		< 0.0055	U	
VMP-45	10	VMP-45-10-050324	5/3/2024	< 0.0042	U		< 0.0036	U		< 0.017	U		< 0.012	U		0.0046	J		< 0.0070	U		< 0.03	U		< 0.0055	U	
VMP-45	10	VMP-45-10-072624	7/26/2024	< 0.0044	U		< 0.0038	U		< 0.018	U		< 0.013	U		0.03			< 0.0072	U		< 0.032	U		< 0.0058	U	
VMP-45	20	VMP-45-20-102723	10/27/2023	< 0.0042	U		< 0.0036	U		< 0.017	U		< 0.012	U		< 0.01	U		< 0.0070	U		< 0.031	U		< 0.0056	U	
VMP-45	20	VMP-45-20-013024	1/30/2024	< 0.0040	U		< 0.0035	U		< 0.016	U		0.0041	J		< 0.0097	U		< 0.0067	U		< 0.029	U		0.0022	J	
VMP-45	20	VMP-45-20-050324	5/3/2024	< 0.0041	U		< 0.0035	U		< 0.016	U		< 0.012	U		< 0.0099	U		< 0.0068	U		< 0.03	U		< 0.0054	U	
VMP-45	20	VMP-45-20-072624	7/26/2024	< 0.0044	U		0.0063			< 0.018	U		0.0070	J		< 0.011	U		< 0.0074	U		< 0.032	U		< 0.0058	U	
VMP-45	30	VMP-45-30-102723	10/27/2023	< 0.0044	U		< 0.0038	U		< 0.018	U		< 0.013	U		< 0.011	U		< 0.0074	U		< 0.032	U		< 0.0058	U	
VMP-45	30	VMP-45-30-013024	1/30/2024	< 0.0040	U		< 0.0034	U		< 0.016	U		0.0066	J		< 0.0095	U		< 0.0066	U		< 0.029	U		< 0.0052	U	
VMP-45	30	VMP-45-30-013024-DUP	1/30/2024	< 0.0038	U		< 0.0033	U		< 0.015	U		0.0065	J		< 0.0091	U		< 0.0063	U		< 0.028	U		< 0.0050	U	
VMP-45	30	VMP-45-30-050324	5/3/2024	< 0.0042	U		< 0.0036	U		< 0.017	U		< 0.012	U		< 0.01	U		< 0.0070	U		< 0.03	U		< 0.0055	U	
VMP-45	30	VMP-45-30-072624	7/26/2024	< 0.0046	U		< 0.0040	U		< 0.018	U		< 0.013	U		0.013			< 0.0077	U		< 0.034	U		< 0.0061	U	
VMP-45	30	VMP-45-30-072624-DUP	7/26/2024	< 0.0049	U		< 0.0042	U		< 0.02	U		< 0.014	U		0.016			< 0.0081	U		< 0.035	U		< 0.0064	U	
VMP-47	5	VMP-47-5-102723	10/27/2023	< 0.0045	U		< 0.0039	U		< 0.018	U		< 0.013	U		< 0.011	U		< 0.0075	U		< 0.033	U		< 0.0059	U	
VMP-47	5	VMP-47-5-013124	1/31/2024	< 0.0041	U		< 0.0036	U		< 0.016	U		< 0.012	U		< 0.0099	U		< 0.0068	U		< 0.03	U		0.0029	J	
VMP-47	5	VMP-47-5-042924	4/29/2024	< 0.0045	U		< 0.0039	U		< 0.018	U		< 0.013	U		< 0.011	U		< 0.0075	U		< 0.033	U		< 0.0060	U	
VMP-47	5	VMP-47-5-072624	7/26/2024	< 0.0042	U		< 0.0036	U		< 0.017	U		< 0.012	U		0.0039	J		< 0.0069	U		< 0.03	U		< 0.0054	U	
VMP-47	10	VMP-47-10-102723	10/27/2023	< 0.0045	U		< 0.0038	U		< 0.018	U		< 0.013	U		0.0041	J		< 0.0074	U		< 0.032	U		< 0.0058	U	
VMP-47	10	VMP-47-10-013124	1/31/2024	0.0065			0.0059			< 0.016	U		< 0.012	U		< 0.0099	U		< 0.0068	U		< 0.03	U		0.048		
VMP-47	10	VMP-47-10-042924	4/29/2024	< 0.0044	U		< 0.0038	U		< 0.018	U		< 0.013	U		< 0.01	U		< 0.0073	U		< 0.032	U		< 0.0058	U	
VMP-47	10	VMP-47-10-072624	7/26/2024	< 0.0047	U		< 0.0040	U		< 0.019	U		< 0.013	U		0.0074	J		< 0.0077	U		< 0.034	U		< 0.0061	U	
VMP-47	20	VMP-47-20-102723	10/27/2023	< 0.0046	U		< 0.0040	U		< 0.018	U		< 0.013	U		< 0.011	U		< 0.0076	U		< 0.033	U		< 0.0060	U	
VMP-47	20	VMP-47-20-102723-DUP	10/27/2023	< 0.0046	U		< 0.0040	U		< 0.018	U		< 0.013	U		0.0053	J		< 0.0076	U		< 0.033	U		< 0.0060	U	
VMP-47	20	VMP-47-20-013124	1/31/2024	< 0.0041	U		< 0.0036	U		< 0.016	U		< 0.012	U		< 0.0099	U		< 0.0068	U		< 0.03	U		0.023		
VMP-47	20	VMP-47-20-042924	4/29/2024	< 0.0046	U		< 0.0039	U		< 0.018	U		< 0.013	U		< 0.011	U		< 0.0076	U		< 0.033	U		< 0.0060	U	
VMP-47	20	VMP-47-20-072624	7/26/2024	< 0.0044	U		< 0.0038	U		< 0.018	U		< 0.013	U		0.0043	J		< 0.0073	U		< 0.032	U		< 0.0058	U	
VMP-47	20	VMP-47-20-072624-DUP	7/26/2024	< 0.0044	U		< 0.0038	U		< 0.018	U		< 0.013	U		0.0045	J		< 0.0072	U		< 0.032	U		< 0.0058	U	
VMP-47	30	VMP-47-30-103023	10/30/2023	< 0.0041	U		< 0.0035	U		< 0.016	U		< 0.012	U		0.014			< 0.0067	U		< 0.03	U		< 0.0053	U	
VMP-47	30	VMP-47-30-013124	1/31/2024	< 0.0042	U		< 0.0036	U		< 0.017	U		< 0.012	U		0.014			0.0044	J		< 0.03	U		0.012		
VMP-47	30	VMP-47-30-042924	4/29/2024	< 0.0045	U		< 0.0038	U		< 0.018	U		< 0.013	U		< 0.011	U		< 0.0074	U		< 0.032	U		0.016		
VMP-47	30	VMP-47-30-072624	7/26/2024	< 0.0040	U		< 0.0035	U		< 0.016	U		< 0.012	U		< 0.0097	U		< 0.0067	U		< 0.029	U		< 0.0053	U	
VMP-48	5	VMP-48-5-103123	10/31/2023	< 0.0043	U		< 0.0037	U		< 0.017	U		< 0.012	U		< 0.01	U		< 0.0072	U		< 0.031	U		< 0.0057	U	
VMP-48	5	VMP-48-5-012924	1/29/2024	< 0.0044	U		< 0.0038	U		< 0.018	U		< 0.013	U		0.0038	J		< 0.0072	U		< 0.032	U		< 0.0058	U	
VMP-48	5	VMP-48-5-050124	5/1/2024	< 0.0047	U		< 0.0040	U		< 0.019	U		< 0.014	U		< 0.011	U		< 0.0078	U		< 0.034	U		< 0.0062	U	
VMP-48	5	VMP-48-5-073124	7/31/2024	< 0.0042	U		< 0.0036	U		< 0.017	U		< 0.012	U		0.0076	J		0.0066	J		< 0.03	U		< 0.0055	U	

TABLE 5
HISTORICAL SUMMARY OF SOIL VAPOR ANALYTICAL DETECTIONS AND SCREENING RESULTS: VILLAGE - VOCS

Location	Depth (ft bgs)	Sample ID	Sample Date	Heptane			Hexane			2-Hexanone (Methyl N-Butyl Ketone)			Isopentane			2-Propanol			Tetrachloroethene			1,2,4-Trichlorobenzene			Trichloroethene		
																			0.55			5.4			1.5		
				Result (mg/m^3)	Lab Quals	AECOM Quals	Result (mg/m^3)	Lab Quals	AECOM Quals	Result (mg/m^3)	Lab Quals	AECOM Quals	Result (mg/m^3)	Lab Quals	AECOM Quals	Result (mg/m^3)	Lab Quals	AECOM Quals	Result (mg/m^3)	Lab Quals	AECOM Quals	Result (mg/m^3)	Lab Quals	AECOM Quals	Result (mg/m^3)	Lab Quals	AECOM Quals
VMP-48	10	VMP-48-10-103123	10/31/2023	< 0.0045	U		< 0.0038	U		< 0.018	U		< 0.013	U		< 0.011	U		< 0.0074	U		< 0.032	U		< 0.0058	U	
VMP-48	10	VMP-48-10-012924	1/29/2024	< 0.0047	U		< 0.0040	U		< 0.019	U		< 0.014	U		0.012			< 0.0078	U		< 0.034	U		< 0.0062	U	
VMP-48	10	VMP-48-10-050124	5/1/2024	0.3			1.5			< 0.12	U		3			< 0.071	U		< 0.049	U		< 0.22	U		< 0.039	U	
VMP-48	10	VMP-48-10-073124	7/31/2024	< 0.013	U		< 0.011	U		< 0.053	U		< 0.038	U		< 0.032	U		< 0.022	U		< 0.096	U		< 0.017	U	
VMP-48	20	VMP-48-20-103123	10/31/2023	< 0.0040	U		< 0.0034	U		< 0.016	U		< 0.012	U		< 0.0096	U		< 0.0066	U		< 0.029	U		< 0.0052	U	
VMP-48	20	VMP-48-20-012924	1/29/2024	0.0091			0.0094			< 0.016	U		0.0055	J		< 0.0097	U		< 0.0067	U		< 0.029	U		< 0.0053	U	
VMP-48	20	VMP-48-20-050124	5/1/2024	< 0.0046	U		< 0.0040	U		< 0.018	U		0.1			< 0.011	U		< 0.0077	U		< 0.034	U		< 0.0061	U	
VMP-48	20	VMP-48-20-073124	7/31/2024	< 0.0046	U		< 0.0039	U		< 0.018	U		< 0.013	U		0.0094	J		< 0.0076	U		< 0.033	U		< 0.0060	U	
VMP-48	30	VMP-48-30-103123	10/31/2023	< 0.0042	U		< 0.0036	U		< 0.017	U		< 0.012	U		< 0.01	U		< 0.0070	U		< 0.03	U		< 0.0055	U	
VMP-48	30	VMP-48-30-012924	1/29/2024	< 0.0043	U		< 0.0037	U		< 0.017	U		< 0.012	U		< 0.01	U		< 0.0071	U		< 0.031	U		< 0.0056	U	
VMP-48	30	VMP-48-30-050124	5/1/2024	< 0.0045	U		< 0.0039	U		< 0.018	U		< 0.013	U		< 0.011	U		< 0.0075	U		< 0.033	U		< 0.0060	U	
VMP-48	30	VMP-48-30-050124-DUP	5/1/2024	< 0.0046	U		< 0.0040	U		< 0.018	U		< 0.013	U		< 0.011	U		< 0.0077	U		< 0.034	U		0.01		
VMP-48	30	VMP-48-30-073124	7/31/2024	< 0.0041	U		< 0.0036	U		< 0.016	U		< 0.012	U		0.0040	J		< 0.0068	U		< 0.03	U		< 0.0054	U	
VMP-49	5	VMP-49-5-103123	10/31/2023	< 0.0043	U		< 0.0037	U		< 0.017	U		< 0.012	U		< 0.01	U		< 0.0071	U		< 0.031	U		< 0.0056	U	
VMP-49	5	VMP-49-5-013124	1/31/2024	< 0.0042	U		< 0.0036	U		< 0.017	U		< 0.012	U		< 0.01	U		< 0.0070	U		< 0.03	U		< 0.0055	U	
VMP-49	5	VMP-49-5-050124	5/1/2024	< 0.0042	U		< 0.0036	U		< 0.017	U		< 0.012	U		< 0.01	U		< 0.0070	U		< 0.031	U		< 0.0056	U	
VMP-49	5	VMP-49-5-072924	7/29/2024	< 0.0044	U		< 0.0038	U		< 0.017	U		< 0.012	U		< 0.01	U		< 0.0072	U		< 0.032	U		< 0.0057	U	
VMP-49	10	VMP-49-10-103123	10/31/2023	< 0.0045	U		< 0.0038	U		< 0.018	U		< 0.013	U		< 0.011	U		< 0.0074	U		< 0.032	U		0.0057	J	
VMP-49	10	VMP-49-10-013124	1/31/2024	< 0.0044	U		< 0.0038	U		< 0.018	U		< 0.013	U		< 0.01	U		< 0.0072	U		< 0.032	U		< 0.0058	U	
VMP-49	10	VMP-49-10-050124	5/1/2024	< 0.0047	U		< 0.0040	U		< 0.019	U		< 0.013	U		< 0.011	U		< 0.0077	U		< 0.034	U		< 0.0061	U	
VMP-49	10	VMP-49-10-072924	7/29/2024	< 0.0048	U		< 0.0041	U		< 0.019	U		< 0.014	U		< 0.011	U		< 0.0079	U		< 0.034	U		< 0.0063	U	
VMP-49	20	VMP-49-20-103123	10/31/2023	< 0.0043	U		< 0.0037	U		< 0.017	U		< 0.012	U		< 0.01	U		< 0.0071	U		< 0.031	U		< 0.0056	U	
VMP-49	20	VMP-49-20-013124	1/31/2024	< 0.0043	U		< 0.0037	U		< 0.017	U		< 0.012	U		< 0.01	U		< 0.0071	U		< 0.031	U		< 0.0056	U	
VMP-49	20	VMP-49-20-013124-DUP	1/31/2024	< 0.0041	U		< 0.0036	U		< 0.016	U		< 0.012	U		< 0.0099	U		< 0.0068	U		< 0.03	U		< 0.0054	U	
VMP-49	20	VMP-49-20-050124	5/1/2024	< 0.0043	U		< 0.0037	U		< 0.017	U		< 0.012	U		< 0.01	U		< 0.0072	U		< 0.031	U		< 0.0057	U	
VMP-49	20	VMP-49-20-072924	7/29/2024	< 0.0046	U		< 0.0040	U		< 0.018	U		< 0.013	U		< 0.011	U		< 0.0076	U		< 0.033	U		< 0.0060	U	
VMP-49	30	VMP-49-30-103123	10/31/2023	< 0.0044	U		< 0.0038	U		< 0.017	U		< 0.012	U		< 0.01	U		< 0.0072	U		< 0.032	U		< 0.0057	U	
VMP-49	30	VMP-49-30-013124	1/31/2024	< 0.0043	U		< 0.0037	U		< 0.017	U		< 0.012	U		< 0.01	U		0.0049	J		< 0.031	U		< 0.0056	U	
VMP-49	30	VMP-49-30-050124	5/1/2024	< 0.0045	U		< 0.0039	U		< 0.018	U		< 0.013	U		< 0.011	U		< 0.0075	U		< 0.033	U		< 0.0059	U	
VMP-49	30	VMP-49-30-072924	7/29/2024	< 0.0046	U		< 0.0040	U		< 0.018	U		< 0.013	U		0.0051	J		< 0.0076	U		< 0.033	U		< 0.0060	U	
VMP-50	5	VMP-50-5-103123	10/31/2023	< 0.0041	U		< 0.0035	U		< 0.016	U		< 0.012	U		< 0.0098	U		0.0041	J		< 0.03	U		< 0.0054	U	
VMP-50	5	VMP-50-5-012624	1/26/2024	< 0.0043	U		< 0.0037	U		< 0.017	U		< 0.012	U		< 0.01	U		< 0.0072	U		< 0.031	U		< 0.0057	U	
VMP-50	5	VMP-50-5-012624-DUP	1/26/2024	< 0.0042	U		< 0.0036	U		< 0.017	U		< 0.012	U		< 0.01	U		< 0.0069	U		< 0.03	U		< 0.0054	U	
VMP-50	5	VMP-50-5-050124	5/1/2024	< 0.0047	U		< 0.0040	U		< 0.019	U		< 0.013	U		< 0.011	U		< 0.0077	U		< 0.034	U		< 0.0061	U	
VMP-50	5	VMP-50-5-073024	7/30/2024	< 0.0043	U		< 0.0037	U		< 0.017	U		< 0.012	U		0.0038	J		0.0078			< 0.031	U		< 0.0057	U	
VMP-50	10	VMP-50-10-103123	10/31/2023	< 0.0041	U		< 0.0035	U		< 0.016	U		< 0.012	U		< 0.0098	U		0.0060	J		< 0.03	U		< 0.0053	U	
VMP-50	10	VMP-50-10-012624	1/26/2024	< 0.0043	U		< 0.0037	U		< 0.017	U		< 0.012	U		< 0.01	U		0.0023	J		< 0.031	U		< 0.0057	U	
VMP-50	10	VMP-50-10-050124	5/1/2024	< 0.0047	U		< 0.0040	U		< 0.019	U		< 0.013	U		< 0.011	U		0.0054	J		< 0.034	U		< 0.0061	U	
VMP-50	10	VMP-50-10-073024	7/30/2024	< 0.0043	U		< 0.0037	U		< 0.017	U		< 0.012	U		0.0076	J		0.014			< 0.031	U		< 0.0057	U	
VMP-50	10	VMP-50-10-073024-DUP	7/30/2024	< 0.0042	U		< 0.0036	U		< 0.017	U		< 0.012	U		0.0052	J		0.015			< 0.03	U		< 0.0055	U	
VMP-50	20	VMP-50-20-103123	10/31/2023	< 0.0043	U		< 0.0037	U		< 0.017	U		< 0.012	U		< 0.01	U		0.0037	J		< 0.031	U		< 0.0056	U	
VMP-50	20	VMP-50-20-012624	1/26/2024	< 0.0042	U		< 0.0036	U		< 0.017	U		< 0.012	U		< 0.01	U		< 0.0070	U		< 0.03	U		< 0.0055	U	
VMP-50	20	VMP-50-20-050124	5/1/2024	< 0.0051	U		< 0.0044	U		< 0.02	U		< 0.015	U		< 0.012	U		0.0061	J		< 0.037	U		< 0.0067	U	
VMP-50	20	VMP-50-20-073024	7/30/2024	0.0016	J		0.0037	J		< 0.018	U		0.0046	J		0.0045	J		0.016			< 0.033	U		< 0.0059	U	
VMP-50	30	VMP-50-30-103123	10/31/2023	< 0.0043	U		< 0.0037	U		< 0.017	U		0.11			< 0.01	U		< 0.0071	U		< 0.031	U		< 0.0056	U	
VMP-50	30	VMP-50-30-012624	1/26/2024	< 0.0044	U		0.0084			< 0.018	U		0.17			0.0048	J		< 0.0072	U		< 0.032	U		0.017		
VMP-50	30	VMP-50-30-050124	5/1/2024	< 0.0045	U		< 0.0039	U		< 0.018	U		0.062			< 0.011	U		< 0.0075	U		< 0.033	U		< 0.0059	U	
VMP-50	30	VMP-50-30-073024	7/30/2024	< 0.0041	U		0.0015	J		< 0.016	U		0.074			0.0048	J		< 0.0068	U		< 0.03	U		< 0.0054	U	
VMP-51	5	VMP-51-5-102723	10/27/2023	< 0.0043	U		< 0.0037	U		< 0.017	U		< 0.012	U		< 0.01	U		< 0.0070	U		< 0.031	U		< 0.0056	U	
VMP-51	5	VMP-51-5-012924	1/29/2024	< 0.0044	U		< 0.0038	U		< 0.018	U		< 0.013	U		< 0.01	U		< 0.0073	U		< 0.032	U		< 0.0058	U	
VMP-51	5	VMP-51-5-042624	4/26/2024	< 0.0041	U		< 0.0036	U		< 0.016	U		< 0.012	U		< 0.0099	U		< 0.0068	U		< 0.03	U		< 0.0054	U	
VMP-51	5	VMP-51-5-072624	7/26/2024	< 0.0048	U		< 0.0041	U		< 0.019	U		< 0.014	U		< 0.012	U		< 0.0079	U		< 0.035	U		< 0.0063	U	
VMP-51	5	VMP-51-5-072624-DUP	7/26/2024	< 0.0047	U		< 0.0040	U		< 0.019	U		< 0.014	U		0.0056	J		< 0.0078	U		< 0.034	U		< 0.0062	U	
VMP-51	10	VMP-51-10-102723	10/27/2023	< 0.0044	U		< 0.0038	U		< 0.017	U		< 0.012	U		< 0.01	U		0.0042	J		< 0.032	U		< 0.0057	U	
VMP-51	10	VMP-51-10-012924	1/29/2024	< 0.0043	U		< 0.0037	U		< 0.017	U		< 0.012	U		0.0042	J		< 0.0071	U		< 0.031	U		< 0.0056	U	
VMP-51	10	VMP-51-10-012924-DUP	1/29/2024	< 0.0043	U		< 0.0037	U		< 0.017	U		< 0.012	U		< 0.01	U		< 0.0072	U		< 0.031	U		< 0.0057	U	
VMP-51	10	VMP-51-10-042624	4/26/2024	< 0.0040	U		< 0.0034	U		< 0.016	U		< 0.012	U		< 0.0096	U		< 0.0066	U		< 0.029	U		< 0.0053	U	
VMP-51	10	VMP-51-10-072624	7/26/2024	< 0.0047	U		< 0.0040	U		< 0.019	U		< 0.014	U		0.0076	J		0.0048	J		< 0.034	U		< 0.0062	U	
VMP-51	20	VMP-51-20-102723	10/27/2023	< 0.0045	U		< 0.0038	U		< 0.018	U		< 0.013	U		< 0.011	U		< 0.0074	U		< 0.032	U		< 0.0058	U	
VMP-51	20	VMP-51-20-012924	1/29/2024	< 0.0041	U		< 0.0035	U		< 0.016	U		< 0.012	U		< 0.0098	U		< 0.0067	U		< 0.03	U		< 0.0053	U	
VMP-51	20	VMP-51-20-042624	4/26/2024	< 0.0040	U		< 0.0034	U		< 0.016	U		< 0.012	U		< 0.0096	U		< 0.0066	U		< 0.029	U		< 0.0052	U	
VMP-51	20	VMP-51-20-072624	7/26/2024	< 0.0043	U		< 0.0037	U		< 0.017	U		< 0.012	U		< 0.01	U		< 0.0071	U		< 0.031	U		< 0.0056	U	
VMP-51	30	VMP-51-30-102723	10/27/2023	< 0.0044	U		< 0.0038	U		< 0.017	U		< 0.012	U		< 0.01	U		< 0.0072	U		< 0.032	U		< 0.0057	U	
VMP-51	30	VMP-51-30-012924	1/29/2024	< 0.0042	U		< 0.0036	U		< 0.017	U		< 0.012	U		< 0.01	U		< 0.0070	U		< 0.03	U		< 0.0055	U	
VMP-51	30	VMP-51-30-042624	4/26/2024	< 0.0042	U		< 0.0036	U		< 0.017	U		< 0.012	U		0.0047	J		< 0.0070	U		< 0.03	U		< 0.0055	U	
VMP-51	30	VMP-51-30-072924	7/29/2024	< 0.0044	U		< 0.0038	U		< 0.018	U		< 0.013	U		0.0044	J		< 0.0072	U		< 0.032	U		< 0.0058	U	

TABLE 5
HISTORICAL SUMMARY OF SOIL VAPOR ANALYTICAL DETECTIONS AND SCREENING RESULTS: VILLAGE - VOCS

Location	Depth (ft bgs)	Sample ID	Sample Date	Heptane			Hexane			2-Hexanone (Methyl N-Butyl Ketone)			Isopentane			2-Propanol			Tetrachloroethene			1,2,4-Trichlorobenzene			Trichloroethene		
																			0.55			5.4			1.5		
				Result (mg/m^3)	Lab Quals	AECOM Quals	Result (mg/m^3)	Lab Quals	AECOM Quals	Result (mg/m^3)	Lab Quals	AECOM Quals	Result (mg/m^3)	Lab Quals	AECOM Quals	Result (mg/m^3)	Lab Quals	AECOM Quals	Result (mg/m^3)	Lab Quals	AECOM Quals	Result (mg/m^3)	Lab Quals	AECOM Quals	Result (mg/m^3)	Lab Quals	AECOM Quals
VMP-52	5	VMP-52-5-103023	10/30/2023	< 0.0041	U		< 0.0036	U		< 0.016	U		< 0.012	U		< 0.0099	U		< 0.0068	U		< 0.03	U		< 0.0054	U	
VMP-52	5	VMP-52-5-012924	1/29/2024	< 0.0042	U		< 0.0036	U		< 0.017	U		< 0.012	U		< 0.01	U		0.0040	J		< 0.031	U		< 0.0056	U	
VMP-52	5	VMP-52-5-042624	4/26/2024	< 0.0043	U		< 0.0037	U		< 0.017	U		< 0.012	U		0.0037	J		< 0.0072	U		< 0.031	U		< 0.0057	U	
VMP-52	5	VMP-52-5-073124	7/31/2024	< 0.0044	U		< 0.0038	U		< 0.018	U		< 0.013	U		0.0066	J		< 0.0073	U		< 0.032	U		< 0.0058	U	
VMP-52	10	VMP-52-10-103023	10/30/2023	< 0.0040	U		< 0.0034	U		< 0.016	U		< 0.012	U		< 0.0096	U		< 0.0066	U		< 0.029	U		< 0.0052	U	
VMP-52	10	VMP-52-10-012924	1/29/2024	< 0.0039	U		< 0.0034	U		< 0.016	U		< 0.011	U		< 0.0094	U		< 0.0065	U		< 0.028	U		< 0.0051	U	
VMP-52	10	VMP-52-10-042624	4/26/2024	< 0.0043	U		< 0.0037	U		< 0.017	U		< 0.012	U		< 0.01	U		0.15			< 0.031	U		< 0.0057	U	
VMP-52	10	VMP-52-10-073124	7/31/2024	< 0.0045	U		< 0.0039	U		< 0.018	U		< 0.013	U		0.0087	J		< 0.0075	U		< 0.033	U		< 0.0059	U	
VMP-52	20	VMP-52-20-103023	10/30/2023	< 0.0041	U		< 0.0035	U		< 0.016	U		< 0.012	U		< 0.0098	U		< 0.0067	U		< 0.03	U		< 0.0053	U	
VMP-52	20	VMP-52-20-012924	1/29/2024	< 0.0039	U		< 0.0033	U		< 0.016	U		< 0.011	U		< 0.0093	U		< 0.0064	U		< 0.028	U		< 0.0051	U	
VMP-52	20	VMP-52-20-042624	4/26/2024	< 0.0041	U		< 0.0035	U		< 0.016	U		< 0.012	U		< 0.0099	U		0.12			< 0.03	U		< 0.0054	U	
VMP-52	20	VMP-52-20-073124	7/31/2024	< 0.0047	U		< 0.0041	U		< 0.019	U		< 0.014	U		< 0.011	U		< 0.0078	U		< 0.034	U		< 0.0062	U	
VMP-52	30	VMP-52-30-103023	10/30/2023	< 0.0040	U		< 0.0034	U		< 0.016	U		< 0.011	U		< 0.0095	U		< 0.0066	U		< 0.029	U		< 0.0052	U	
VMP-52	30	VMP-52-30-012924	1/29/2024	< 0.0040	U		< 0.0034	U		< 0.016	U		< 0.012	U		< 0.0096	U		< 0.0066	U		< 0.029	U		< 0.0053	U	
VMP-52	30	VMP-52-30-042624	4/26/2024	< 0.0044	U		< 0.0038	U		< 0.018	U		< 0.013	U		< 0.01	U		< 0.0072	U		< 0.032	U		< 0.0058	U	
VMP-52	30	VMP-52-30-042624-DUP	4/26/2024	< 0.0040	U		< 0.0035	U		< 0.016	U		< 0.012	U		< 0.0097	U		< 0.0067	U		< 0.029	U		< 0.0053	U	
VMP-52	30	VMP-52-30-073124	7/31/2024	< 0.0047	U		< 0.0041	U		< 0.019	U		< 0.014	U		0.0071	J		< 0.0078	U		< 0.034	U		< 0.0062	U	
VMP-53	5	VMP-53-5-120123	12/1/2023	< 0.0043	U		< 0.0037	U		< 0.017	U		< 0.012	U		0.0071	J		< 0.0072	U		< 0.031	U		< 0.0057	U	
VMP-53	5	VMP-53-5-012424	1/24/2024	< 0.0045	U		< 0.0039	U		< 0.018	U		< 0.013	U		0.0096	J		< 0.0075	U		< 0.033	U		< 0.0060	U	
VMP-53	5	VMP-53-5-042524	4/25/2024	< 0.0047	U		< 0.0040	U		< 0.019	U		< 0.014	U		< 0.011	U		< 0.0078	U		< 0.034	U		< 0.0062	U	
VMP-53	5	VMP-53-5-072224	7/22/2024	< 0.0043	U		< 0.0037	U		< 0.017	U		< 0.012	U		< 0.01	U		< 0.0071	U		< 0.031	U		< 0.0056	U	
VMP-53	10	VMP-53-10-102523	10/25/2023	< 0.0045	U		0.0031	J		< 0.018	U		0.014			0.0074	J		0.016			< 0.032	U		< 0.0058	U	
VMP-53	10	VMP-53-10-012424	1/24/2024	< 0.0048	U		< 0.0041	U		< 0.019	U		< 0.014	U		0.0048	J		< 0.0079	U		< 0.034	U		< 0.0062	U	
VMP-53	10	VMP-53-10-042524	4/25/2024	< 0.0043	U		< 0.0037	U		< 0.017	U		< 0.012	U		0.0042	J		0.0020	J		< 0.031	U		< 0.0057	U	
VMP-53	10	VMP-53-10-072224	7/22/2024	< 0.0047	U		< 0.0040	U		< 0.019	U		< 0.014	U		0.0080	J		< 0.0078	U		< 0.034	U		< 0.0062	U	
VMP-53	20	VMP-53-20-102523	10/25/2023	< 0.0048	U		0.0029	J		< 0.019	U		< 0.014	U		< 0.011	U		< 0.0079	U		< 0.034	U		< 0.0063	U	
VMP-53	20	VMP-53-20-012424	1/24/2024	< 0.0047	U		< 0.0040	U		< 0.019	U		< 0.014	U		0.03			< 0.0078	U		< 0.034	U		< 0.0062	U	
VMP-53	20	VMP-53-20-042524	4/25/2024	< 0.0045	U		< 0.0038	U		< 0.018	U		< 0.013	U		< 0.011	U		< 0.0074	U		< 0.032	U		< 0.0059	U	
VMP-53	20	VMP-53-20-042524-DUP	4/25/2024	< 0.0045	U		< 0.0038	U		< 0.018	U		< 0.013	U		< 0.011	U		< 0.0074	U		< 0.032	U		< 0.0058	U	
VMP-53	20	VMP-53-20-072224	7/22/2024	< 0.0048	U		< 0.0041	U		< 0.019	U		< 0.014	U		0.017			< 0.0079	U		< 0.035	U		< 0.0063	U	
VMP-53	30	VMP-53-30-102523	10/25/2023	< 0.0046	U		< 0.0039	U		< 0.018	U		< 0.013	U		0.0071	J		< 0.0076	U		< 0.033	U		< 0.0060	U	
VMP-53	30	VMP-53-30-012424	1/24/2024	< 0.0043	U		0.0054			< 0.017	U		0.014			0.0058	J		< 0.0071	U		< 0.031	U		< 0.0056	U	
VMP-53	30	VMP-53-30-042524	4/25/2024	< 0.0050	U		0.0038	J		< 0.02	U		0.019			0.0059	J		0.0024	J		< 0.036	U		< 0.0065	U	
VMP-53	30	VMP-53-30-072224	7/22/2024	< 0.0043	U		< 0.0037	U		< 0.017	U		< 0.012	U		0.0042	J		< 0.0072	U		< 0.031	U		< 0.0057	U	
VMP-54	5	VMP-54-5-102523	10/25/2023	< 0.0044	U		< 0.0038	U		< 0.018	U		< 0.013	U		0.0036	J		0.0025	J		< 0.032	U		< 0.0058	U	
VMP-54	5	VMP-54-5-012424	1/24/2024	< 0.0044	U		< 0.0038	U		< 0.018	U		< 0.013	U		< 0.01	U		< 0.0072	U		< 0.032	U		< 0.0058	U	
VMP-54	5	VMP-54-5-042524	4/25/2024	0.0053			0.013			< 0.016	U		0.023			< 0.0097	U		0.0018	J		< 0.029	U		< 0.0053	U	
VMP-54	5	VMP-54-5-072224	7/22/2024	< 0.0046	U		< 0.0040	U		< 0.018	U		< 0.013	U		< 0.011	U		0.0044	J		< 0.034	U		< 0.0061	U	
VMP-54	10	VMP-54-10-102523	10/25/2023	< 0.0045	U		< 0.0039	U		< 0.018	U		< 0.013	U		0.0039	J		0.0075			< 0.033	U		< 0.0059	U	
VMP-54	10	VMP-54-10-012424	1/24/2024	< 0.0044	U		< 0.0038	U		< 0.018	U		< 0.013	U		0.0078	J		< 0.0074	U		< 0.032	U		< 0.0058	U	
VMP-54	10	VMP-54-10-042524	4/25/2024	< 0.0044	U		< 0.0038	U		< 0.018	U		< 0.013	U		< 0.01	U		< 0.0073	U		< 0.032	U		< 0.0058	U	
VMP-54	10	VMP-54-10-072224	7/22/2024	0.0030	J		0.021			< 0.019	U		0.05			< 0.011	U		0.0039	J		< 0.034	U		< 0.0063	U	
VMP-54	20	VMP-54-20-102523	10/25/2023	< 0.0046	U		< 0.0039	U		< 0.018	U		< 0.013	U		< 0.011	U		0.0024	J		< 0.033	U		< 0.0060	U	
VMP-54	20	VMP-54-20-012424	1/24/2024	< 0.0046	U		< 0.0040	U		< 0.018	U		< 0.013	U		0.0047	J		0.0022	J		< 0.034	U		< 0.0061	U	
VMP-54	20	VMP-54-20-012424-DUP	1/24/2024	< 0.0045	U		< 0.0039	U		< 0.018	U		< 0.013	U		0.0045	J		0.0022	J		< 0.033	U		< 0.0060	U	
VMP-54	20	VMP-54-20-042524	4/25/2024	< 0.0042	U		< 0.0036	U		< 0.017	U		< 0.012	U		< 0.01	U		< 0.0070	U		< 0.031	U		< 0.0056	U	
VMP-54	20	VMP-54-20-072224	7/22/2024	< 0.0047	U		< 0.0040	U		< 0.019	U		< 0.014	U		< 0.011	U		< 0.0078	U		< 0.034	U		< 0.0062	U	
VMP-54	30	VMP-54-30-102523	10/25/2023	< 0.0045	U		< 0.0039	U		< 0.018	U		0.012	J		0.0040	J		0.0022	J		< 0.033	U		< 0.0059	U	
VMP-54	30	VMP-54-30-012424	1/24/2024	< 0.0042	U		< 0.0036	U		< 0.017	U		< 0.012	U		< 0.01	U		< 0.0070	U		< 0.031	U		< 0.0056	U	
VMP-54	30	VMP-54-30-042524	4/25/2024	< 0.0043	U		< 0.0037	U		< 0.017	U		0.0042	J		< 0.01	U		< 0.0071	U		< 0.031	U		< 0.0056	U	
VMP-54	30	VMP-54-30-072224	7/22/2024	< 0.0042	U		< 0.0036	U		< 0.017	U		< 0.012	U		0.0045	J		0.0031	J		< 0.03	U		< 0.0055	U	
VMP-56	10	VMP-56-10-110123	11/1/2023	< 0.0048	U		< 0.0041	U		< 0.019	U		< 0.014	U		< 0.012	U		< 0.0079	U		< 0.035	U		< 0.0063	U	
VMP-56	10	VMP-56-10-020124	2/1/2024	< 0.0044	U		< 0.0038	U		< 0.018	U		< 0.013	U		< 0.011	U		0.012			< 0.032	U		< 0.0058	U	
VMP-56	10	VMP-56-10-050224	5/2/2024	< 0.0049	U		< 0.0042	U		< 0.02	U		< 0.014	U		< 0.012	U		< 0.0082	U		< 0.036	U		< 0.0065	U	
VMP-56	10	VMP-56-10-050224-DUP	5/2/2024	< 0.0047	U		< 0.0041	U		< 0.019	U		< 0.014	U		< 0.011	U		< 0.0078	U		< 0.034	U		< 0.0062	U	
VMP-56	10	VMP-56-10-072424	7/24/2024	< 0.0050	U		< 0.0043	U		< 0.02	U		< 0.014	U		0.011	J		< 0.0083	U		< 0.036	U		< 0.0066	U	
VMP-56	25	VMP-56-25-110123	11/1/2023	< 0.0043	U		< 0.0037	U		< 0.017	U		< 0.012	U		< 0.01	U		< 0.0072	U		< 0.031	U		< 0.0057	U	
VMP-56	25	VMP-56-25-020124	2/1/2024	< 0.0044	U		< 0.0038	U		< 0.018	U		< 0.013	U		< 0.01	U		< 0.0072	U		< 0.032	U		< 0.0058	U	
VMP-56	25	VMP-56-25-050224	5/2/2024	< 0.0047	U		< 0.0041	U		< 0.019	U		< 0.014	U		< 0.011	U		< 0.0078	U		< 0.034	U		0.0024	J	
VMP-56	25	VMP-56-25-072424	7/24/2024	< 0.0048	U		< 0.0041	U		< 0.019	U		< 0.014	U		0.01	J		< 0.0079	U		< 0.035	U		< 0.0063	U	
VMP-56	38.5	VMP-56-38.5-110123	11/1/2023	1200			2600			< 68	U		2700			14	J		< 28	U		< 120	U		< 22	U	
VMP-56	38.5	VMP-56-38.5-020124	2/1/2024	800			1300			< 18	U		600			6.4	J		< 7.6	U		< 33	U		< 6	U	
VMP-56	38.5	VMP-56-38.5-050224	5/2/2024	420			500			< 9.8	U		270			1.1	J		< 4.1	U		< 18	U		< 3.2	U	
VMP-56	38.5	VMP-56-38.5-072424	7/24/2024	17			15			< 0.36	U		5.9			< 0.27	U		< 0.15	U		< 0.65	U		< 0.12	U	

SEE LAST PAGE OF TABLE FOR NOTES

TABLE 5
HISTORICAL SUMMARY OF SOIL VAPOR ANALYTICAL DETECTIONS AND SCREENING RESULTS: VILLAGE - VOCS

Location	Depth (ft bgs)	Sample ID	Sample Date	Heptane			Hexane			2-Hexanone (Methyl N-Butyl Ketone)			Isopentane			2-Propanol			Tetrachloroethene			1,2,4-Trichlorobenzene			Trichloroethene		
																			0.55			5.4			1.5		
				Result (mg/m^3)	Lab Quals	AECOM Quals	Result (mg/m^3)	Lab Quals	AECOM Quals	Result (mg/m^3)	Lab Quals	AECOM Quals	Result (mg/m^3)	Lab Quals	AECOM Quals	Result (mg/m^3)	Lab Quals	AECOM Quals	Result (mg/m^3)	Lab Quals	AECOM Quals	Result (mg/m^3)	Lab Quals	AECOM Quals	Result (mg/m^3)	Lab Quals	AECOM Quals
VMP-62	5	VMP-62-5-102623	10/26/2023	< 0.0047	U		< 0.0040	U		< 0.019	U		< 0.014	U		< 0.011	U		< 0.0078	U		< 0.034	U		< 0.0062	U	
VMP-62	5	VMP-62-5-012924	1/29/2024	< 0.0042	U		< 0.0036	U		< 0.017	U		< 0.012	U		< 0.01	U		< 0.0069	U		< 0.03	U		< 0.0055	U	
VMP-62	5	VMP-62-5-042924	4/29/2024	< 0.0044	U		< 0.0038	U		< 0.018	U		< 0.013	U		< 0.01	U		< 0.0073	U		< 0.032	U		< 0.0058	U	
VMP-62	5	VMP-62-5-073024	7/30/2024	< 0.0043	U		< 0.0037	U		< 0.017	U		< 0.012	U		0.0056	J		0.0020	J		< 0.031	U		< 0.0056	U	
VMP-62	10	VMP-62-10-102623	10/26/2023	< 0.0045	U		0.0020	J		< 0.018	U		< 0.013	U		< 0.011	U		< 0.0075	U		< 0.033	U		< 0.0059	U	
VMP-62	10	VMP-62-10-012924	1/29/2024	< 0.0043	U		< 0.0037	U		< 0.017	U		< 0.012	U		0.0038	J		< 0.0072	U		< 0.031	U		< 0.0057	U	
VMP-62	10	VMP-62-10-012924-DUP	1/29/2024	< 0.0042	U		< 0.0036	U		< 0.017	U		< 0.012	U		< 0.01	U		< 0.0069	U		< 0.03	U		< 0.0054	U	
VMP-62	10	VMP-62-10-042924	4/29/2024	< 0.0046	U		< 0.0040	U		< 0.018	U		< 0.013	U		< 0.011	U		< 0.0076	U		< 0.033	U		< 0.0060	U	
VMP-62	10	VMP-62-10-073024	7/30/2024	< 0.0039	U		< 0.0033	U		< 0.015	U		< 0.011	U		< 0.0093	U		0.33			< 0.028	U		< 0.0051	U	
VMP-62	20	VMP-62-20-102623	10/26/2023	< 0.0045	U		< 0.0039	U		< 0.018	U		< 0.013	U		< 0.011	U		0.0020	J		< 0.033	U		< 0.0060	U	
VMP-62	20	VMP-62-20-013024	1/30/2024	< 0.0043	U		< 0.0037	U		< 0.017	U		< 0.012	U		< 0.01	U		< 0.0072	U		< 0.031	U		< 0.0057	U	
VMP-62	20	VMP-62-20-042924	4/29/2024	< 0.0045	U		< 0.0039	U		< 0.018	U		< 0.013	U		0.0097	J		< 0.0075	U		< 0.033	U		< 0.0059	U	
VMP-62	20	VMP-62-20-073024	7/30/2024	< 0.0044	U		< 0.0038	U		< 0.018	U		< 0.013	U		0.0048	J		0.15			< 0.032	U		< 0.0058	U	
VMP-62	30	VMP-62-30-102623	10/26/2023	< 0.0043	U		< 0.0037	U		< 0.017	U		< 0.012	U		0.0069	J		0.0092			< 0.031	U		< 0.0057	U	
VMP-62	30	VMP-62-30-013024	1/30/2024	< 0.0042	U		< 0.0036	U		< 0.017	U		< 0.012	U		< 0.01	U		0.0092			< 0.03	U		0.28		
VMP-62	30	VMP-62-30-042924	4/29/2024	< 0.0047	U		< 0.0041	U		< 0.019	U		< 0.014	U		< 0.011	U		0.016			< 0.034	U		< 0.0062	U	
VMP-62	30	VMP-62-30-073024	7/30/2024	< 0.0046	U		< 0.0039	U		< 0.018	U		< 0.013	U		0.0060	J		0.012			< 0.033	U		< 0.0060	U	
VMP-62	30	VMP-62-30-073024-DUP	7/30/2024	< 0.0045	U		< 0.0039	U		< 0.018	U		< 0.013	U		0.0056	J		0.011			< 0.033	U		< 0.0059	U	
VMP-63	5	VMP-63-5-102723	10/27/2023	< 0.0042	U		< 0.0036	U		< 0.017	U		< 0.012	U		< 0.01	U		0.018			< 0.03	U		< 0.0055	U	
VMP-63	5	VMP-63-5-013024	1/30/2024	< 0.0043	U		< 0.0037	U		< 0.017	U		< 0.012	U		< 0.01	U		< 0.0072	U		< 0.031	U		0.0055	J	
VMP-63	5	VMP-63-5-050324	5/3/2024	< 0.0044	U		< 0.0038	U		< 0.018	U		< 0.013	U		< 0.01	U		< 0.0072	U		< 0.032	U		< 0.0058	U	
VMP-63	5	VMP-63-5-072624	7/26/2024	< 0.0043	U		< 0.0037	U		< 0.017	U		< 0.012	U		0.0041	J		< 0.0070	U		< 0.031	U		< 0.0056	U	
VMP-63	10	VMP-63-10-102723	10/27/2023	< 0.0042	U		< 0.0036	U		< 0.017	U		< 0.012	U		< 0.01	U		< 0.0070	U		< 0.031	U		< 0.0056	U	
VMP-63	10	VMP-63-10-013024	1/30/2024	< 0.0039	U		< 0.0034	U		< 0.016	U		< 0.011	U		< 0.0094	U		< 0.0065	U		< 0.028	U		< 0.0052	U	
VMP-63	10	VMP-63-10-050324	5/3/2024	< 0.0044	U		< 0.0038	U		< 0.018	U		< 0.013	U		< 0.01	U		< 0.0073	U		< 0.032	U		< 0.0058	U	
VMP-63	10	VMP-63-10-072624	7/26/2024	0.0023	J		< 0.0041	U		< 0.019	U		< 0.014	U		0.0047	J		< 0.0078	U		< 0.034	U		< 0.0062	U	
VMP-63	20	VMP-63-20-102723	10/27/2023	< 0.0045	U		< 0.0038	U		< 0.018	U		< 0.013	U		< 0.011	U		< 0.0074	U		< 0.032	U		< 0.0059	U	
VMP-63	20	VMP-63-20-022924	2/29/2024	< 0.0043	U		0.0084			< 0.017	U		0.037			< 0.01	U	UJ	< 0.0071	U		< 0.031	U		< 0.0056	U	
VMP-63	20	VMP-63-20-050324	5/3/2024	< 0.0046	U		< 0.0040	U		< 0.018	U		< 0.013	U		< 0.011	U		< 0.0077	U		< 0.034	U		< 0.0061	U	
VMP-63	20	VMP-63-20-072624	7/26/2024	< 0.0045	U		< 0.0038	U		< 0.018	U		< 0.013	U		< 0.011	U		< 0.0074	U		< 0.032	U		< 0.0059	U	
VMP-63	30	VMP-63-30-102723	10/27/2023	< 0.0044	U		< 0.0038	U		< 0.017	U		< 0.012	U		0.0045	J		< 0.0072	U		< 0.032	U		< 0.0057	U	
VMP-63	30	VMP-63-30-013024	1/30/2024	< 0.0041	U		< 0.0036	U		< 0.016	U		< 0.012	U		< 0.0099	U		< 0.0068	U		< 0.03	U		< 0.0054	U	
VMP-63	30	VMP-63-30-013024-DUP	1/30/2024	< 0.0043	U		< 0.0037	U		< 0.017	U		< 0.012	U		< 0.01	U		< 0.0071	U		< 0.031	U		< 0.0056	U	
VMP-63	30	VMP-63-30-050324	5/3/2024	< 0.0049	U		< 0.0042	U		< 0.02	U		< 0.014	U		< 0.012	U		< 0.0081	U		< 0.035	U		< 0.0064	U	
VMP-63	30	VMP-63-30-050324-DUP	5/3/2024	< 0.0047	U		< 0.0040	U		< 0.019	U		< 0.014	U		< 0.011	U		< 0.0078	U		< 0.034	U		< 0.0062	U	
VMP-63	30	VMP-63-30-072624	7/26/2024	< 0.0042	U		< 0.0036	U		< 0.017	U		0.0073	J		0.0046	J		< 0.0070	U		< 0.031	U		< 0.0056	U	
VMP-64	5	VMP-64-5-102623	10/26/2023	< 0.0047	U		< 0.0040	U		< 0.019	U		< 0.014	U		0.0088	J		0.081			< 0.034	U		0.0081		
VMP-64	5	VMP-64-5-012924	1/29/2024	< 0.0043	U		< 0.0037	U		< 0.017	U		< 0.012	U		< 0.01	U		< 0.0071	U		< 0.031	U		0.0036	J	
VMP-64	5	VMP-64-5-042624	4/26/2024	< 0.0043	U		< 0.0037	U		< 0.017	U		< 0.012	U		< 0.01	U		0.0020	J		< 0.031	U		< 0.0056	U	
VMP-64	5	VMP-64-5-072524	7/25/2024	< 0.0043	U		< 0.0037	U		< 0.017	U		< 0.012	U		0.0076	J		< 0.0071	U		< 0.031	U		< 0.0056	U	
VMP-64	10	VMP-64-10-102623	10/26/2023	< 0.0047	U		< 0.0041	U		< 0.019	U		< 0.014	U		< 0.011	U		< 0.0078	U		< 0.034	U		< 0.0062	U	
VMP-64	10	VMP-64-10-012924	1/29/2024	< 0.0041	U		< 0.0036	U		< 0.016	U		< 0.012	U		< 0.0099	U		< 0.0068	U		< 0.03	U		< 0.0054	U	
VMP-64	10	VMP-64-10-042624	4/26/2024	< 0.0050	U		< 0.0043	U		< 0.02	U		< 0.014	U		< 0.012	U		0.0090			< 0.036	U		< 0.0066	U	
VMP-64	10	VMP-64-10-072524	7/25/2024	< 0.0044	U		< 0.0038	U		< 0.018	U		< 0.013	U		< 0.01	U		0.0035	J		< 0.032	U		< 0.0058	U	
VMP-64	20	VMP-64-20-102623	10/26/2023	< 0.0045	U		< 0.0038	U		< 0.018	U		< 0.013	U		< 0.011	U		< 0.0074	U		< 0.032	U		< 0.0058	U	
VMP-64	20	VMP-64-20-012924	1/29/2024	0.01			0.011			< 0.017	U		0.0055	J		< 0.01	U		0.065			< 0.031	U		< 0.0056	U	
VMP-64	20	VMP-64-20-042624	4/26/2024	< 0.0045	U		< 0.0038	U		< 0.018	U		< 0.013	U		0.0038	J		0.087		J	< 0.032	U		< 0.0059	U	
VMP-64	20	VMP-64-20-042624-DUP	4/26/2024	< 0.0044	U		< 0.0038	U		< 0.017	U		< 0.012	U		0.013			0.064		J	< 0.032	U		< 0.0057	U	
VMP-64	20	VMP-64-20-072524	7/25/2024	< 0.0043	U		< 0.0037	U		< 0.017	U		< 0.012	U		0.0077	J		0.062			< 0.031	U		< 0.0057	U	

TABLE 5
HISTORICAL SUMMARY OF SOIL VAPOR ANALYTICAL DETECTIONS AND SCREENING RESULTS: VILLAGE - VOCS

Location	Depth (ft bgs)	Sample ID	Sample Date	1,2,4-Trimethylbenzene			1,3,5-Trimethylbenzene			2,2,4-Trimethylpentane			m,p-Xylene			o-Xylene		
													130			120		
				Result (mg/m^3)	Lab Quals	AECOM Quals	Result (mg/m^3)	Lab Quals	AECOM Quals	Result (mg/m^3)	Lab Quals	AECOM Quals	Result (mg/m^3)	Lab Quals	AECOM Quals	Result (mg/m^3)	Lab Quals	AECOM Quals
VMP-1	5	VMP-1-5-102723	10/27/2023	< 0.0050	U		< 0.0050	U		< 0.0047	U		< 0.0088	U		**0.0026**	J	
VMP-1	5	VMP-1-5-013024	1/30/2024	< 0.0054	J	U	< 0.0054	U		**0.014**			**0.023**			**0.0067**		
VMP-1	5	VMP-1-5-050324	5/3/2024	< 0.0059	U		< 0.0059	U		< 0.0056	U		< 0.01	U		< 0.0052	U	
VMP-1	5	VMP-1-5-072624	7/26/2024	< 0.0061	J	U	< 0.0061	U		< 0.0058	U		< 0.011	U		< 0.0054	U	
VMP-1	8.5	VMP-1-8.5-102723	10/27/2023	< 0.0053	U		< 0.0053	U		< 0.0051	U		< 0.0094	U		**0.0034**	J	
VMP-1	8.5	VMP-1-8.5-013024	1/30/2024	< 0.0054	U		< 0.0054	U		< 0.0051	U		< 0.0096	U		< 0.0048	U	
VMP-1	8.5	VMP-1-8.5-013024-DUP	1/30/2024	< 0.0050	U		< 0.0050	U		< 0.0047	U		< 0.0088	U		< 0.0044	U	
VMP-1	8.5	VMP-1-8.5-050324	5/3/2024	< 0.0059	U		< 0.0059	U		< 0.0056	U		**0.0010**	J		< 0.0052	U	
VMP-1	8.5	VMP-1-8.5-072624	7/26/2024	< 0.0051	U		< 0.0051	U		< 0.0048	U		< 0.0090	U		< 0.0045	U	
VMP-1	38.5	VMP-1-38.5-013024	1/30/2024	< 0.0050	U		< 0.0050	U		< 0.0048	U		< 0.0089	U		< 0.0044	U	
VMP-1	38.5	VMP-1-38.5-050324	5/3/2024	< 0.0055	U		< 0.0055	U		< 0.0052	U		< 0.0097	U		< 0.0048	U	
VMP-1	38.5	VMP-1-38.5-072624	7/26/2024	< 0.0058	U		< 0.0058	U		< 0.0055	U		< 0.01	U		< 0.0051	U	
VMP-2	5	VMP-2-5-103023	10/30/2023	< 0.0051	U		< 0.0051	U		< 0.0048	U		< 0.0089	U		< 0.0045	U	
VMP-2	5	VMP-2-5-013124	1/31/2024	< 0.0051	U		< 0.0051	U		< 0.0048	U		< 0.0089	U		< 0.0045	U	
VMP-2	5	VMP-2-5-050624	5/6/2024	< 0.0056	U		< 0.0056	U		< 0.0053	U		< 0.0098	U		< 0.0049	U	
VMP-2	5	VMP-2-5-072324	7/23/2024	< 0.0056	U		< 0.0056	U		< 0.0053	U		< 0.0099	U		< 0.0050	U	
VMP-2	8.5	VMP-2-8.5-103023	10/30/2023	< 0.0052	U		< 0.0052	U		< 0.0049	U		**0.00074**	J		< 0.0046	U	
VMP-2	8.5	VMP-2-8.5-013124	1/31/2024	< 0.0054	U		< 0.0054	U		< 0.0051	U		**0.0076**	J		**0.0025**	J	
VMP-2	8.5	VMP-2-8.5-050624	5/6/2024	< 0.0052	U		< 0.0053	U		< 0.0050	U		< 0.0093	U		< 0.0046	U	
VMP-2	8.5	VMP-2-8.5-072324	7/23/2024	< 0.0052	U		< 0.0053	U		**0.0023**	J		< 0.0093	U		< 0.0046	U	
VMP-2	22	VMP-2-22-103023	10/30/2023	< 0.0049	U		< 0.0049	U		< 0.0047	U		**0.0011**	J		< 0.0044	U	
VMP-2	22	VMP-2-22-013124	1/31/2024	< 0.0051	U		< 0.0051	U		< 0.0048	U		< 0.0089	U		< 0.0045	U	
VMP-2	22	VMP-2-22-050624	5/6/2024	< 0.0050	U		< 0.0050	U		< 0.0047	U		< 0.0088	U		< 0.0044	U	
VMP-2	22	VMP-2-22-072324	7/23/2024	< 0.0054	U		< 0.0054	U		< 0.0051	U		< 0.0095	U		< 0.0048	U	
VMP-2	42	VMP-2-42-072324	7/23/2024	< 56	U		< 56	U		**98**			< 50	U		< 50	U	
VMP-3	5	VMP-3-5-110223	11/2/2023	< 0.0050	U		< 0.0050	U		< 0.0047	U		**0.0050**	J		**0.0017**	J	
VMP-3	5	VMP-3-5-022924	2/29/2024	< 0.0055	U		< 0.0055	U		< 0.0052	U		< 0.0097	U		< 0.0048	U	
VMP-3	5	VMP-3-5-050224	5/2/2024	< 0.0059	U		< 0.0059	U		< 0.0056	U		**0.00094**	J		< 0.0052	U	
VMP-3	5	VMP-3-5-072524	7/25/2024	< 0.0057	U		< 0.0057	U		< 0.0054	U		**0.0022**	J		< 0.0050	U	
VMP-3	10	VMP-3-10-110223	11/2/2023	**0.0016**	J		< 0.0048	U		**0.058**			**0.0011**	J		< 0.0043	U	
VMP-3	10	VMP-3-10-020224	2/2/2024	< 0.0045	U		< 0.0045	U		< 0.0043	U		< 0.0080	U		< 0.0040	U	
VMP-3	10	VMP-3-10-050224	5/2/2024	< 0.0059	U		< 0.0059	U		< 0.0056	U		< 0.01	U		< 0.0052	U	
VMP-3	10	VMP-3-10-072524	7/25/2024	< 0.0056	U		< 0.0056	U		< 0.0054	U		< 0.01	U		< 0.0050	U	
VMP-3	22	VMP-3-22-110223	11/2/2023	< 0.0050	U		< 0.0050	U		< 0.0048	U		< 0.0089	U		< 0.0044	U	
VMP-3	22	VMP-3-22-020224	2/2/2024	< 0.0049	U		< 0.0049	U		< 0.0047	U		< 0.0087	U		< 0.0044	U	
VMP-3	22	VMP-3-22-050224	5/2/2024	< 0.0059	U		< 0.0059	U		< 0.0056	U		< 0.01	U		< 0.0052	U	
VMP-3	22	VMP-3-22-090924	9/9/2024	< 0.0059	U		< 0.0059	U		**0.0052**	J		< 0.01	U		< 0.0052	U	
VMP-3	31.5	VMP-3-31.5-110223	11/2/2023	< 0.0049	U		< 0.0049	U		< 0.0046	U		< 0.0086	U		< 0.0043	U	
VMP-3	31.5	VMP-3-31.5-020224	2/2/2024	< 0.0048	U		< 0.0048	U		< 0.0046	U		< 0.0085	U		< 0.0042	U	
VMP-3	31.5	VMP-3-31.5-050224	5/2/2024	< 0.0061	U		< 0.0061	U		< 0.0058	U		< 0.011	U		< 0.0054	U	
VMP-3	31.5	VMP-3-31.5-072524	7/25/2024	< 0.0059	U		< 0.0059	U		< 0.0056	U		**0.0014**	J		< 0.0052	U	
VMP-3	39	VMP-3-39-050224	5/2/2024	< 0.71	U		< 0.71	U		**10**			< 0.63	U		< 0.63	U	
VMP-4	5	VMP-4-5-103123	10/31/2023	< 0.0050	U		< 0.0050	U		< 0.0047	U		< 0.0088	U		< 0.0044	U	
VMP-4	5	VMP-4-5-020224	2/2/2024	< 0.0055	U		< 0.0055	U		< 0.0052	U		< 0.0097	U		< 0.0049	U	
VMP-4	5	VMP-4-5-050624	5/6/2024	< 0.0051	U		< 0.0051	U		< 0.0048	U		< 0.0089	U		< 0.0045	U	
VMP-4	5	VMP-4-5-050624-DUP	5/6/2024	< 0.0052	U		< 0.0052	U		< 0.0050	U		< 0.0092	U		< 0.0046	U	
VMP-4	5	VMP-4-5-072924	7/29/2024	< 0.0058	U		< 0.0058	U		< 0.0055	U		< 0.01	U		< 0.0051	U	
VMP-4	5	VMP-4-5-072924-DUP	7/29/2024	< 0.0056	U		< 0.0056	U		< 0.0053	U		< 0.0099	U		< 0.0050	U	
VMP-4	12	VMP-4-12-103123	10/31/2023	< 0.0052	U		< 0.0052	U		< 0.0050	U		< 0.0092	U		**0.0063**		
VMP-4	12	VMP-4-12-103123-DUP	10/31/2023	< 0.0051	U		< 0.0051	U		< 0.0048	U		< 0.0090	U		**0.0013**	J	
VMP-4	12	VMP-4-12-020224	2/2/2024	< 0.0053	U		< 0.0053	U		< 0.0050	U		< 0.0094	U		< 0.0047	U	
VMP-4	12	VMP-4-12-050624	5/6/2024	< 0.0055	U		< 0.0055	U		< 0.0052	U		< 0.0098	U		< 0.0049	U	
VMP-4	12	VMP-4-12-072924	7/29/2024	< 0.0053	U		< 0.0053	U		< 0.0050	U		**0.0011**	J		< 0.0047	U	
VMP-4	23.5	VMP-4-23.5-103123	10/31/2023	< 0.0051	U		< 0.0051	U		< 0.0048	U		< 0.0090	U		< 0.0045	U	
VMP-4	23.5	VMP-4-23.5-020224	2/2/2024	< 0.0052	U		< 0.0052	U		**0.014**			< 0.0092	U		< 0.0046	U	
VMP-4	23.5	VMP-4-23.5-050624	5/6/2024	< 0.0051	U		< 0.0051	U		< 0.0048	U		< 0.0090	U		**0.0014**	J	
VMP-4	23.5	VMP-4-23.5-073024	7/30/2024	< 0.0052	U		< 0.0052	U		< 0.0050	U		< 0.0092	U		< 0.0046	U	
VMP-5	5	VMP-5-5-103023	10/30/2023	< 0.0051	U		< 0.0051	U		< 0.0049	U		< 0.0091	U		< 0.0045	U	
VMP-5	5	VMP-5-5-012924	1/29/2024	< 0.0048	U		< 0.0048	U		< 0.0046	U		< 0.0085	U		< 0.0042	U	
VMP-5	5	VMP-5-5-050124	5/1/2024	< 0.0052	U		< 0.0052	U		< 0.0050	U		< 0.0092	U		< 0.0046	U	
VMP-5	5	VMP-5-5-072924	7/29/2024	< 0.0058	U		< 0.0058	U		**0.0030**	J		< 0.01	U		< 0.0051	U	
VMP-5	12.5	VMP-5-12.5-103023	10/30/2023	< 0.0051	U		< 0.0051	U		< 0.0048	U		< 0.0089	U		< 0.0045	U	
VMP-5	12.5	VMP-5-12.5-012924	1/29/2024	< 0.0049	U		< 0.0049	U		< 0.0047	U		< 0.0087	U		< 0.0043	U	
VMP-5	12.5	VMP-5-12.5-050124	5/1/2024	< 0.0052	U		< 0.0053	U		< 0.0050	U		< 0.0093	U		< 0.0046	U	
VMP-5	12.5	VMP-5-12.5-072924	7/29/2024	< 0.0061	U		< 0.0061	U		< 0.0058	U		< 0.011	U		< 0.0054	U	

TABLE 5
HISTORICAL SUMMARY OF SOIL VAPOR ANALYTICAL DETECTIONS AND SCREENING RESULTS: VILLAGE - VOCS

Location	Depth (ft bgs)	Sample ID	Sample Date	1,2,4-Trimethylbenzene			1,3,5-Trimethylbenzene			2,2,4-Trimethylpentane			m,p-Xylene			o-Xylene		
													130			120		
				Result (mg/m^3)	Lab Quals	AECOM Quals	Result (mg/m^3)	Lab Quals	AECOM Quals	Result (mg/m^3)	Lab Quals	AECOM Quals	Result (mg/m^3)	Lab Quals	AECOM Quals	Result (mg/m^3)	Lab Quals	AECOM Quals
VMP-5	31	VMP-5-31-103023	10/30/2023	< 0.0049	U		< 0.0049	U		< 0.0046	U		< 0.0086	U		< 0.0043	U	
VMP-5	31	VMP-5-31-012924	1/29/2024	< 0.0055	U		< 0.0055	U		< 0.0052	U		< 0.0097	U		< 0.0048	U	
VMP-5	31	VMP-5-31-050124	5/1/2024	< 0.0052	U		< 0.0053	U		< 0.0050	U		< 0.0093	U		< 0.0046	U	
VMP-5	31	VMP-5-31-050124-DUP	5/1/2024	< 0.0049	U		< 0.0049	U		< 0.0046	U		< 0.0086	U		< 0.0043	U	
VMP-5	31	VMP-5-31-072924	7/29/2024	< 0.0056	U		< 0.0056	U		< 0.0053	U		< 0.0098	U		< 0.0049	U	
VMP-5	40	VMP-5-40-103123	10/31/2023	< 0.0053	U		< 0.0053	U		< 0.0051	U		< 0.0094	U		< 0.0047	U	
VMP-5	40	VMP-5-40-012924	1/29/2024	< 0.0051	U		< 0.0051	U		< 0.0048	U		< 0.0089	U		< 0.0045	U	
VMP-5	40	VMP-5-40-050124	5/1/2024	< 0.0053	U		< 0.0053	U		< 0.0050	U		< 0.0094	U		< 0.0047	U	
VMP-5	40	VMP-5-40-072924	7/29/2024	< 0.0060	U		< 0.0060	U		< 0.0057	U		< 0.01	U		< 0.0053	U	
VMP-6	5	VMP-6-5-110123	11/1/2023	< 0.0052	U		< 0.0053	U		< 0.0050	U		**0.0015**	J		< 0.0046	U	
VMP-6	5	VMP-6-5-020124	2/1/2024	< 0.0053	U		< 0.0053	U		< 0.0051	U		< 0.0094	U		< 0.0047	U	
VMP-6	5	VMP-6-5-020124-DUP	2/1/2024	< 0.0054	U		< 0.0054	U		< 0.0051	U		< 0.0095	U		< 0.0047	U	
VMP-6	5	VMP-6-5-043024	4/30/2024	< 0.0063	U		< 0.0063	U		< 0.0060	U		< 0.011	U		< 0.0056	U	
VMP-6	5	VMP-6-5-043024-DUP	4/30/2024	< 0.0063	U		< 0.0063	U		< 0.0060	U		< 0.011	U		< 0.0056	U	
VMP-6	5	VMP-6-5-072424	7/24/2024	< 0.0056	U		< 0.0056	U		< 0.0053	U		< 0.0099	U		< 0.0050	U	
VMP-6	10	VMP-6-10-110123	11/1/2023	< 0.0056	U		< 0.0056	U		< 0.0053	U		**0.0015**	J		< 0.0050	U	
VMP-6	10	VMP-6-10-020124	2/1/2024	< 0.0053	U		< 0.0053	U		< 0.0050	U		< 0.0094	U		< 0.0047	U	
VMP-6	10	VMP-6-10-043024	4/30/2024	< 0.0060	U		< 0.0060	U		**0.11**			< 0.011	U		< 0.0053	U	
VMP-6	10	VMP-6-10-072424	7/24/2024	< 0.0056	U		< 0.0056	U		< 0.0053	U		< 0.0099	U		< 0.0050	U	
VMP-6	31.5	VMP-6-31.5-110123	11/1/2023	< 0.0051	U		< 0.0051	U		< 0.0048	U		**0.0023**	J		< 0.0045	U	
VMP-6	31.5	VMP-6-31.5-020124	2/1/2024	< 0.0056	U		< 0.0056	U		**0.0024**	J		**0.0026**	J		< 0.0050	U	
VMP-6	31.5	VMP-6-31.5-043024	4/30/2024	< 0.0060	U		< 0.0060	U		< 0.0057	U		< 0.01	U		< 0.0053	U	
VMP-6	31.5	VMP-6-31.5-072424	7/24/2024	< 0.0055	U		< 0.0055	U		< 0.0052	U		< 0.0098	U		< 0.0049	U	
VMP-6	31.5	VMP-6-31.5-072424-DUP	7/24/2024	< 0.0052	U		< 0.0052	U		< 0.0050	U		< 0.0092	U		< 0.0046	U	
VMP-6	39	VMP-6-39-110123	11/1/2023	< 0.74	U		< 0.74	U		**20**			< 1.3	U		< 0.65	U	
VMP-6	39	VMP-6-39-020124	2/1/2024	< 0.0054	U		< 0.0054	U		< 0.0051	U		**0.0012**	J		< 0.0047	U	
VMP-6	39	VMP-6-39-043024	4/30/2024	< 0.0057	U		< 0.0057	U		< 0.0054	U		< 0.01	U		< 0.0050	U	
VMP-6	39	VMP-6-39-072424	7/24/2024	< 0.0055	U		< 0.0055	U		< 0.0052	U		< 0.0097	U		< 0.0048	U	
VMP-7	5	VMP-7-5-102623	10/26/2023	< 0.0052	U		< 0.0052	U		< 0.0050	U		< 0.0092	U		< 0.0046	U	
VMP-7	5	VMP-7-5-013024	1/30/2024	< 0.0053	U		< 0.0053	U		< 0.0050	U		< 0.0093	U		< 0.0047	U	
VMP-7	5	VMP-7-5-050324	5/3/2024	< 0.0054	U		< 0.0054	U		< 0.0051	U		< 0.0096	U		< 0.0048	U	
VMP-7	5	VMP-7-5-072524	7/25/2024	< 0.0055	U		< 0.0055	U		< 0.0052	U		< 0.0097	U		< 0.0049	U	
VMP-7	13.5	VMP-7-13.5-102623	10/26/2023	< 0.0054	U		< 0.0054	U		< 0.0052	U		< 0.0096	U		< 0.0048	U	
VMP-7	13.5	VMP-7-13.5-013024	1/30/2024	< 0.0048	U		< 0.0048	U		**0.0020**	J		**0.00066**	J		< 0.0043	U	
VMP-7	13.5	VMP-7-13.5-050324	5/3/2024	< 0.0052	U		< 0.0052	U		< 0.0050	U		< 0.0092	U		< 0.0046	U	
VMP-7	13.5	VMP-7-13.5-050324-DUP	5/3/2024	< 0.0053	U		< 0.0053	U		< 0.0050	U		**0.0016**	J		< 0.0047	U	
VMP-7	13.5	VMP-7-13.5-072524	7/25/2024	< 0.0052	U		< 0.0053	U		< 0.0050	U		< 0.0093	U		< 0.0046	U	
VMP-7	29.5	VMP-7-29.5-102623	10/26/2023	< 0.0054	U		< 0.0054	U		< 0.0051	U		< 0.0095	U		< 0.0048	U	
VMP-7	29.5	VMP-7-29.5-013024	1/30/2024	< 0.0049	U		< 0.0049	U		< 0.0046	U		< 0.0086	U		< 0.0043	U	
VMP-7	29.5	VMP-7-29.5-050324	5/3/2024	< 0.0054	U		< 0.0054	U		< 0.0052	U		< 0.0096	U		< 0.0048	U	
VMP-7	29.5	VMP-7-29.5-072524	7/25/2024	< 0.0057	U		< 0.0057	U		< 0.0054	U		< 0.01	U		< 0.0050	U	
VMP-7	38	VMP-7-38-102623	10/26/2023	< 0.0052	U		< 0.0052	U		< 0.0049	U		< 0.0092	U		< 0.0046	U	
VMP-7	38	VMP-7-38-013024	1/30/2024	< 0.0048	U		< 0.0048	U		< 0.0046	U		< 0.0086	U		< 0.0043	U	
VMP-7	38	VMP-7-38-050324	5/3/2024	< 0.0052	U		< 0.0052	U		< 0.0049	U		< 0.0091	U		< 0.0046	U	
VMP-7	38	VMP-7-38-072524	7/25/2024	< 0.0052	U		< 0.0053	U		< 0.0050	U		< 0.0093	U		< 0.0046	U	
VMP-8	5	VMP-8-5-102523	10/25/2023	< 0.0054	U		< 0.0054	U		< 0.0052	U		< 0.0096	U		< 0.0048	U	
VMP-8	5	VMP-8-5-012424	1/24/2024	< 0.0050	U		< 0.0050	U		< 0.0048	U		< 0.0089	U		< 0.0044	U	
VMP-8	5	VMP-8-5-042524	4/25/2024	< 0.0053	U		< 0.0053	U		< 0.0050	U		**0.0022**	J		< 0.0047	U	
VMP-8	5	VMP-8-5-072224	7/22/2024	< 0.0049	U		< 0.0049	U		**0.0019**	J		**0.0019**	J		< 0.0043	U	
VMP-8	9.5	VMP-8-9.5-102523	10/25/2023	< 0.0054	U		< 0.0054	U		< 0.0051	U		< 0.0095	U		< 0.0047	U	
VMP-8	9.5	VMP-8-9.5-012424	1/24/2024	< 0.0051	U		< 0.0051	U		< 0.0048	U		< 0.0090	U		< 0.0045	U	
VMP-8	9.5	VMP-8-9.5-042524	4/25/2024	< 0.0050	U		< 0.0050	U		< 0.0047	U		< 0.0088	U		< 0.0044	U	
VMP-8	9.5	VMP-8-9.5-072224	7/22/2024	< 0.0053	U		< 0.0053	U		< 0.0050	U		**0.0010**	J		< 0.0047	U	
VMP-8	23.5	VMP-8-23.5-102523	10/25/2023	< 0.0052	U		< 0.0053	U		< 0.0050	U		< 0.0093	U		< 0.0046	U	
VMP-8	23.5	VMP-8-23.5-012424	1/24/2024	**0.0022**	J		< 0.0051	U		< 0.0048	U		**0.0030**	J		< 0.0045	U	
VMP-8	23.5	VMP-8-23.5-012424-DUP	1/24/2024	< 0.0053	U		< 0.0053	U		< 0.0050	U		**0.0011**	J		< 0.0047	U	
VMP-8	23.5	VMP-8-23.5-042524	4/25/2024	< 0.0052	U		< 0.0053	U		< 0.0050	U		< 0.0093	U		< 0.0046	U	
VMP-8	23.5	VMP-8-23.5-072224	7/22/2024	< 0.0054	U		< 0.0054	U		**0.0042**	J		< 0.0095	U		< 0.0047	U	
VMP-8	35.5	VMP-8-35.5-102523	10/25/2023	< 0.0052	U		< 0.0052	U		< 0.0050	U		< 0.0092	U		< 0.0046	U	
VMP-8	35.5	VMP-8-35.5-012424	1/24/2024	< 0.0051	U		< 0.0051	U		< 0.0048	U		< 0.0090	U		< 0.0045	U	
VMP-8	35.5	VMP-8-35.5-042524	4/25/2024	< 0.0052	U		< 0.0052	U		< 0.0049	U		< 0.0091	U		< 0.0046	U	
VMP-8	35.5	VMP-8-35.5-090924	9/9/2024	< 0.0051	U		< 0.0051	U		< 0.0048	U		< 0.0090	U		< 0.0045	U	
VMP-9	5	VMP-9-5-102523	10/25/2023	< 0.0053	U		< 0.0053	U		< 0.0050	U		< 0.0093	U		< 0.0047	U	
VMP-9	5	VMP-9-5-012424	1/24/2024	< 0.0052	U		< 0.0052	U		< 0.0049	U		< 0.0091	U		< 0.0046	U	
VMP-9	5	VMP-9-5-042524	4/25/2024	< 0.0054	U		< 0.0054	U		< 0.0052	U		< 0.0096	U		< 0.0048	U	
VMP-9	5	VMP-9-5-072224	7/22/2024	< 0.0060	U		< 0.0060	U		< 0.0057	U		< 0.011	U		< 0.0053	U	

TABLE 5
HISTORICAL SUMMARY OF SOIL VAPOR ANALYTICAL DETECTIONS AND SCREENING RESULTS: VILLAGE - VOCS

Location	Depth (ft bgs)	Sample ID	Sample Date	1,2,4-Trimethylbenzene			1,3,5-Trimethylbenzene			2,2,4-Trimethylpentane			m,p-Xylene			o-Xylene		
													130			120		
				Result (mg/m^3)	Lab Quals	AECOM Quals	Result (mg/m^3)	Lab Quals	AECOM Quals	Result (mg/m^3)	Lab Quals	AECOM Quals	Result (mg/m^3)	Lab Quals	AECOM Quals	Result (mg/m^3)	Lab Quals	AECOM Quals
VMP-9	11.5	VMP-9-11.5-102523	10/25/2023	< 0.0054	U		< 0.0054	U		< 0.0052	U		< 0.0096	U		< 0.0048	U	
VMP-9	11.5	VMP-9-11.5-012424	1/24/2024	< 0.0049	U		< 0.0049	U		< 0.0046	U		< 0.0086	U		< 0.0043	U	
VMP-9	11.5	VMP-9-11.5-042524	4/25/2024	< 0.0057	U		< 0.0057	U		0.0042	J		< 0.01	U		< 0.0050	U	
VMP-9	11.5	VMP-9-11.5-072224	7/22/2024	< 0.0059	U		< 0.0059	U		0.027			< 0.01	U		< 0.0052	U	
VMP-9	25.5	VMP-9-25.5-102523	10/25/2023	< 0.0054	U		< 0.0054	U		0.024		J	0.0053	J		< 0.0047	U	
VMP-9	25.5	VMP-9-25.5-102523-DUP	10/25/2023	< 0.0052	U		< 0.0052	U		< 0.0050	U	UJ	0.0011	J		< 0.0046	U	
VMP-9	25.5	VMP-9-25.5-012424	1/24/2024	< 0.0051	U		< 0.0051	U		< 0.0048	U		< 0.0089	U		< 0.0045	U	
VMP-9	25.5	VMP-9-25.5-042524	4/25/2024	< 0.0057	U		< 0.0057	U		0.0024	J		< 0.01	U		< 0.0050	U	
VMP-9	25.5	VMP-9-25.5-072224	7/22/2024	< 0.0058	U		< 0.0058	U		< 0.0055	U		< 0.01	U		< 0.0051	U	
VMP-9	38.5	VMP-9-38.5-102523	10/25/2023	< 0.0054	U		< 0.0054	U		< 0.0051	U		< 0.0095	U		< 0.0048	U	
VMP-9	38.5	VMP-9-38.5-012424	1/24/2024	< 0.0054	U		< 0.0054	U		< 0.0051	U		< 0.0096	U		< 0.0048	U	
VMP-9	38.5	VMP-9-38.5-042524	4/25/2024	< 0.0054	U		< 0.0054	U		< 0.0052	U		< 0.0096	U		< 0.0048	U	
VMP-9	38.5	VMP-9-38.5-042524-DUP	4/25/2024	< 0.0056	U		< 0.0056	U		< 0.0053	U		< 0.0099	U		< 0.0050	U	
VMP-9	38.5	VMP-9-38.5-072224	7/22/2024	< 0.0058	U		< 0.0058	U		< 0.0055	U		< 0.01	U		< 0.0051	U	
VMP-18	8.5	VMP-18-8.5-102723	10/27/2023	< 0.0053	U		< 0.0053	U		< 0.0050	U		< 0.0094	U		< 0.0047	U	
VMP-18	8.5	VMP-18-8.5-102723-DUP	10/27/2023	< 0.0052	U		< 0.0052	U		< 0.0049	U		< 0.0092	U		< 0.0046	U	
VMP-18	8.5	VMP-18-8.5-020124	2/1/2024	< 0.0051	U		< 0.0051	U		0.0027	J		< 0.0090	U		< 0.0045	U	
VMP-18	8.5	VMP-18-8.5-042624	4/26/2024	< 0.0048	U		< 0.0048	U		< 0.0046	U		< 0.0086	U		< 0.0043	U	
VMP-18	8.5	VMP-18-8.5-072224	7/22/2024	< 0.0054	U		< 0.0054	U		< 0.0051	U		< 0.0095	U		< 0.0047	U	
VMP-18	8.5	VMP-18-8.5-072224-DUP	7/22/2024	< 0.0054	U		< 0.0054	U		< 0.0052	U		0.00089	J		< 0.0048	U	
VMP-19	5	VMP-19-5-102623	10/26/2023	< 0.0054	U		< 0.0054	U		0.14		J	< 0.0095	U		< 0.0047	U	
VMP-19	5	VMP-19-5-102623-DUP	10/26/2023	< 0.0056	U		< 0.0056	U		< 0.0053	U	UJ	< 0.0098	U		< 0.0049	U	
VMP-19	5	VMP-19-5-020224	2/2/2024	< 0.0046	U		< 0.0046	U		< 0.0043	U		< 0.0081	U		0.0034	J	
VMP-19	5	VMP-19-5-050124	5/1/2024	< 0.0061	U		< 0.0061	U		< 0.0058	U		< 0.011	U		< 0.0054	U	
VMP-19	5	VMP-19-5-072224	7/22/2024	< 0.0056	U		< 0.0056	U		< 0.0053	U		< 0.0099	U		< 0.0050	U	
VMP-19	5	VMP-19-5-072224-DUP	7/22/2024	< 0.0052	U		< 0.0053	U		< 0.0050	U		< 0.0093	U		< 0.0046	U	
VMP-20	5	VMP-20-5-103123	10/31/2023	< 0.0052	U		< 0.0052	U		< 0.0049	U		0.00088	J		< 0.0046	U	
VMP-20	5	VMP-20-5-012624	1/26/2024	< 0.0052	U		< 0.0052	U		< 0.0049	U		< 0.0091	U		< 0.0046	U	
VMP-20	5	VMP-20-5-042924	4/29/2024	< 0.0052	U		< 0.0052	U		< 0.0049	U		< 0.0092	U		< 0.0046	U	
VMP-20	5	VMP-20-5-072924	7/29/2024	< 0.0050	U		< 0.0050	U		< 0.0048	U		< 0.0088	U		< 0.0044	U	
VMP-20	5	VMP-20-5-072924-DUP	7/29/2024	< 0.0051	U		< 0.0051	U		< 0.0048	U		< 0.0089	U		< 0.0045	U	
VMP-20	10	VMP-20-10-103123	10/31/2023	< 0.0052	U		< 0.0052	U		< 0.0050	U		< 0.0092	U		< 0.0046	U	
VMP-20	10	VMP-20-10-012624	1/26/2024	< 0.0050	U		< 0.0050	U		< 0.0048	U		< 0.0088	U		< 0.0044	U	
VMP-20	10	VMP-20-10-042924	4/29/2024	< 0.0060	U		< 0.0060	U		< 0.0057	U		< 0.01	U		< 0.0053	U	
VMP-20	10	VMP-20-10-072924	7/29/2024	< 0.0054	U		< 0.0054	U		< 0.0051	U		< 0.0095	U		< 0.0047	U	
VMP-20	25	VMP-20-25-103123	10/31/2023	< 0.0050	U		< 0.0050	U		< 0.0047	U		< 0.0088	U		< 0.0044	U	
VMP-20	25	VMP-20-25-103123-DUP	10/31/2023	< 0.0047	U		< 0.0047	U		< 0.0045	U		< 0.0083	U		< 0.0041	U	
VMP-20	25	VMP-20-25-012624	1/26/2024	< 0.0050	U		< 0.0050	U		< 0.0047	U		< 0.0088	U		< 0.0044	U	
VMP-20	25	VMP-20-25-042924	4/29/2024	< 0.0058	U		< 0.0058	U		0.0032	J		< 0.01	U		< 0.0051	U	
VMP-20	25	VMP-20-25-072924	7/29/2024	< 0.0052	U		< 0.0053	U		< 0.0050	U		0.00072	J		< 0.0046	U	
VMP-20	39.5	VMP-20-39.5-020224	2/2/2024	< 0.0048	U		< 0.0048	U		< 0.0046	U		0.0028	J		0.0010	J	
VMP-20	39.5	VMP-20-39.5-042924	4/29/2024	< 0.0054	U		< 0.0054	U		< 0.0051	U		< 0.0095	U		< 0.0048	U	
VMP-20	39.5	VMP-20-39.5-072924	7/29/2024	< 0.0048	U		< 0.0048	U		< 0.0046	U		< 0.0085	U		< 0.0042	U	
VMP-21	5	VMP-21-5-110223	11/2/2023	< 0.0050	U		< 0.0050	U		< 0.0048	U		< 0.0088	U		< 0.0044	U	
VMP-21	5	VMP-21-5-020124	2/1/2024	< 0.0057	U		< 0.0057	U		< 0.0054	U		< 0.01	U		< 0.0050	U	
VMP-21	5	VMP-21-5-050624	5/6/2024	< 0.0055	U		< 0.0055	U		< 0.0052	U		< 0.0097	U		< 0.0048	U	
VMP-21	5	VMP-21-5-072924	7/29/2024	< 0.0054	U		< 0.0054	U		0.0037	J		< 0.0096	U		< 0.0048	U	
VMP-21	10	VMP-21-10-110223	11/2/2023	< 0.0048	U		< 0.0048	U		< 0.0046	U		< 0.0085	U		< 0.0042	U	
VMP-21	10	VMP-21-10-020124	2/1/2024	< 0.0057	U		< 0.0057	U		< 0.0054	U		< 0.01	U		< 0.0050	U	
VMP-21	10	VMP-21-10-020124-DUP	2/1/2024	< 0.0054	U		< 0.0054	U		< 0.0052	U		< 0.0096	U		< 0.0048	U	
VMP-21	10	VMP-21-10-050624	5/6/2024	< 0.0054	U		< 0.0054	U		< 0.0051	U		0.0024	J		< 0.0047	U	
VMP-21	10	VMP-21-10-072924	7/29/2024	< 0.0056	U		< 0.0056	U		< 0.0053	U		< 0.0099	U		< 0.0050	U	
VMP-21	10	VMP-21-10-072924-DUP	7/29/2024	< 0.0053	U		< 0.0053	U		< 0.0051	U		< 0.0094	U		< 0.0047	U	
VMP-21	25	VMP-21-25-110223	11/2/2023	< 0.0050	U		< 0.0050	U		0.047			0.00084	J		< 0.0044	U	
VMP-21	25	VMP-21-25-020124	2/1/2024	0.0020	J		< 0.0054	U		0.0096			0.024			0.0076		
VMP-21	25	VMP-21-25-050624	5/6/2024	< 0.0056	U		< 0.0056	U		< 0.0053	U		< 0.0098	U		< 0.0049	U	
VMP-21	25	VMP-21-25-072924	7/29/2024	< 0.0052	U		< 0.0052	U		< 0.0050	U		< 0.0092	U		< 0.0046	U	
VMP-21	33	VMP-21-33-110223	11/2/2023	< 0.0049	U		< 0.0049	U		< 0.0046	U		< 0.0086	U		< 0.0043	U	
VMP-21	33	VMP-21-33-020124	2/1/2024	< 0.0055	U		< 0.0055	U		< 0.0052	U		< 0.0098	U		< 0.0049	U	
VMP-21	33	VMP-21-33-050624	5/6/2024	< 0.0058	U		< 0.0058	U		< 0.0056	U		< 0.01	U		< 0.0052	U	
VMP-21	33	VMP-21-33-050624-DUP	5/6/2024	< 0.0054	U		< 0.0054	U		< 0.0052	U		< 0.0096	U		< 0.0048	U	
VMP-21	33	VMP-21-33-072924	7/29/2024	< 0.0051	U		< 0.0051	U		< 0.0048	U		0.0020	J		< 0.0045	U	
VMP-22	5	VMP-22-5-103123	10/31/2023	< 0.0053	U		< 0.0053	U		< 0.0051	U		< 0.0094	U		< 0.0047	U	
VMP-22	5	VMP-22-5-013124	1/31/2024	< 0.0051	U		< 0.0051	U		< 0.0048	U		< 0.0089	U		< 0.0045	U	
VMP-22	5	VMP-22-5-050124	5/1/2024	< 0.0052	U		< 0.0053	U		< 0.0050	U		< 0.0093	U		< 0.0046	U	
VMP-22	5	VMP-22-5-073024	7/30/2024	< 0.0054	U		< 0.0054	U		< 0.0051	U		0.0013	J		< 0.0048	U	

TABLE 5
HISTORICAL SUMMARY OF SOIL VAPOR ANALYTICAL DETECTIONS AND SCREENING RESULTS: VILLAGE - VOCS

Location	Depth (ft bgs)	Sample ID	Sample Date	1,2,4-Trimethylbenzene			1,3,5-Trimethylbenzene			2,2,4-Trimethylpentane			m,p-Xylene			o-Xylene		
													130			120		
				Result (mg/m^3)	Lab Quals	AECOM Quals	Result (mg/m^3)	Lab Quals	AECOM Quals	Result (mg/m^3)	Lab Quals	AECOM Quals	Result (mg/m^3)	Lab Quals	AECOM Quals	Result (mg/m^3)	Lab Quals	AECOM Quals
VMP-22	10	VMP-22-10-103123	10/31/2023	< 0.0050	U		< 0.0050	U		< 0.0047	U		< 0.0088	U		< 0.0044	U	
VMP-22	10	VMP-22-10-022924	2/29/2024	< 0.0049	U		< 0.0049	U		< 0.0046	U		< 0.0086	U		< 0.0043	U	
VMP-22	10	VMP-22-10-050124	5/1/2024	< 0.19	U		< 0.19	U		< 0.18	U		< 0.34	U		< 0.17	U	
VMP-22	10	VMP-22-10-073024	7/30/2024	< 0.0054	U		< 0.0054	U		< 0.0051	U		< 0.0095	U		< 0.0047	U	
VMP-22	18	VMP-22-18-103123	10/31/2023	< 0.0052	U		< 0.0052	U		< 0.0050	U		< 0.0092	U		< 0.0046	U	
VMP-22	18	VMP-22-18-013124	1/31/2024	< 0.0051	U		< 0.0051	U		< 0.0048	U		< 0.0089	U		< 0.0045	U	
VMP-22	18	VMP-22-18-050124	5/1/2024	< 0.0052	U		< 0.0053	U		< 0.0050	U		< 0.0093	U		< 0.0046	U	
VMP-22	18	VMP-22-18-050124-DUP	5/1/2024	< 0.0051	U		< 0.0051	U		< 0.0048	U		**0.0048**	J		**0.0015**	J	
VMP-22	18	VMP-22-18-073024	7/30/2024	< 0.0060	U		< 0.0060	U		**0.0080**			< 0.01	U		< 0.0053	U	
VMP-22	38	VMP-22-38-103123	10/31/2023	< 0.0052	U		< 0.0052	U		< 0.0050	U		< 0.0092	U		< 0.0046	U	
VMP-22	38	VMP-22-38-013124	1/31/2024	< 0.0047	U		< 0.0047	U		< 0.0044	U		< 0.0082	U		< 0.0041	U	
VMP-22	38	VMP-22-38-050124	5/1/2024	< 0.0055	U		< 0.0055	U		< 0.0052	U		< 0.0097	U		< 0.0048	U	
VMP-22	38	VMP-22-38-073024	7/30/2024	< 0.0057	U		< 0.0057	U		< 0.0054	U		< 0.01	U		< 0.0050	U	
VMP-23	5	VMP-23-5-103023	10/30/2023	< 0.0052	U		< 0.0053	U		< 0.0050	U		< 0.0093	U		< 0.0046	U	
VMP-23	5	VMP-23-5-013124	1/31/2024	< 0.0051	U		< 0.0051	U		< 0.0048	U		< 0.0089	U		< 0.0045	U	
VMP-23	5	VMP-23-5-043024	4/30/2024	< 0.0057	U		< 0.0057	U		< 0.0054	U		< 0.01	U		< 0.0050	U	
VMP-23	5	VMP-23-5-073024	7/30/2024	< 0.0049	U		< 0.0049	U		< 0.0047	U		< 0.0087	U		< 0.0044	U	
VMP-23	5	VMP-23-5-073024-DUP	7/30/2024	< 0.0052	U		< 0.0052	U		< 0.0050	U		< 0.0092	U		< 0.0046	U	
VMP-23	10	VMP-23-10-103023	10/30/2023	< 0.0048	U		< 0.0048	U		< 0.0046	U		< 0.0086	U		< 0.0043	U	
VMP-23	10	VMP-23-10-103023-DUP	10/30/2023	< 0.0049	U		< 0.0049	U		< 0.0047	U		< 0.0087	U		< 0.0043	U	
VMP-23	10	VMP-23-10-013124	1/31/2024	< 0.0046	U		< 0.0046	U		< 0.0044	U		< 0.0081	U		< 0.0041	U	
VMP-23	10	VMP-23-10-013124-DUP	1/31/2024	< 0.0047	U		< 0.0047	U		< 0.0044	U		< 0.0082	U		< 0.0041	U	
VMP-23	10	VMP-23-10-043024	4/30/2024	< 0.0056	U		< 0.0056	U		< 0.0054	U		< 0.01	U		< 0.0050	U	
VMP-23	10	VMP-23-10-073024	7/30/2024	< 0.0053	U		< 0.0053	U		< 0.0050	U		< 0.0093	U		< 0.0047	U	
VMP-23	25	VMP-23-25-103023	10/30/2023	< 0.0052	U		< 0.0052	U		< 0.0049	U		**0.00067**	J		< 0.0046	U	
VMP-23	25	VMP-23-25-013124	1/31/2024	< 0.0049	U		< 0.0049	U		**0.0026**	J		**0.00081**	J		< 0.0043	U	
VMP-23	25	VMP-23-25-043024	4/30/2024	< 0.0056	U		< 0.0056	U		< 0.0053	U		< 0.0099	U		< 0.0050	U	
VMP-23	25	VMP-23-25-073024	7/30/2024	< 0.0052	U		< 0.0053	U		< 0.0050	U		< 0.0093	U		< 0.0046	U	
VMP-24	5	VMP-24-5-102623	10/26/2023	< 0.0052	U		< 0.0053	U		< 0.0050	U		< 0.0093	U		< 0.0046	U	
VMP-23	40	VMP-23-40-103023	10/30/2023	< 0.0053	U		< 0.0053	U		< 0.0051	U		< 0.0094	U		< 0.0047	U	
VMP-24	5	VMP-24-5-012624	1/26/2024	< 0.0053	U		< 0.0053	U		**0.0049**	J		< 0.0094	U		< 0.0047	U	
VMP-23	40	VMP-23-40-013124	1/31/2024	< 0.0048	U		< 0.0048	U		< 0.0045	U		< 0.0084	U		< 0.0042	U	
VMP-24	5	VMP-24-5-042624	4/26/2024	< 0.0052	U		< 0.0052	U		< 0.0049	U		< 0.0091	U		< 0.0046	U	
VMP-24	5	VMP-24-5-042624-DUP	4/26/2024	< 0.0052	U		< 0.0052	U		< 0.0050	U		< 0.0092	U		< 0.0046	U	
VMP-23	40	VMP-23-40-043024	4/30/2024	< 0.0054	U		< 0.0054	U		< 0.0051	U		< 0.0096	U		< 0.0048	U	
VMP-24	5	VMP-24-5-072524	7/25/2024	< 0.0054	U		< 0.0054	U		< 0.0051	U		< 0.0095	U		< 0.0047	U	
VMP-23	40	VMP-23-40-073024	7/30/2024	< 0.0051	U		< 0.0051	U		< 0.0049	U		< 0.0091	U		< 0.0045	U	
VMP-24	10	VMP-24-10-102623	10/26/2023	< 0.0054	U		< 0.0054	U		< 0.0051	U		< 0.0095	U		< 0.0047	U	
VMP-24	10	VMP-24-10-012624	1/26/2024	< 0.0048	U		< 0.0048	U		< 0.0046	U		< 0.0085	U		< 0.0042	U	
VMP-24	10	VMP-24-10-042624	4/26/2024	< 0.0053	U		< 0.0053	U		< 0.0051	U		< 0.0094	U		< 0.0047	U	
VMP-24	10	VMP-24-10-072524	7/25/2024	< 0.0054	U		< 0.0054	U		< 0.0051	U		< 0.0095	U		< 0.0048	U	
VMP-24	22	VMP-24-22-102623	10/26/2023	< 0.0058	U		< 0.0058	U		< 0.0055	U		**0.0011**	J		< 0.0051	U	
VMP-24	22	VMP-24-22-012624	1/26/2024	< 0.0052	U		< 0.0052	U		< 0.0050	U		< 0.0092	U		< 0.0046	U	
VMP-24	22	VMP-24-22-012624-DUP	1/26/2024	< 0.0050	U		< 0.0050	U		< 0.0047	U		< 0.0088	U		< 0.0044	U	
VMP-24	22	VMP-24-22-042624	4/26/2024	< 0.0054	U		< 0.0054	U		< 0.0052	U		< 0.0096	U		< 0.0048	U	
VMP-24	22	VMP-24-22-072524	7/25/2024	< 0.0060	U		**0.0017**	J		< 0.0057	U		< 0.011	U		< 0.0053	U	
VMP-24	34	VMP-24-34-102623	10/26/2023	< 0.0053	U		< 0.0053	U		< 0.0050	U		< 0.0094	U		< 0.0047	U	
VMP-24	34	VMP-24-34-012624	1/26/2024	< 0.0050	U		< 0.0050	U		< 0.0048	U		< 0.0089	U		< 0.0044	U	
VMP-24	34	VMP-24-34-042624	4/26/2024	< 0.0053	U		< 0.0053	U		< 0.0050	U		< 0.0093	U		< 0.0047	U	
VMP-24	34	VMP-24-34-072524	7/25/2024	**0.028**			**0.013**			< 0.0056	U		**0.0020**	J		**0.0018**	J	
VMP-32	5	VMP-32-5-110223	11/2/2023	< 0.0048	U		< 0.0048	U		**0.0064**			**0.00073**	J		< 0.0042	U	
VMP-32	5	VMP-32-5-020224	2/2/2024	< 0.0052	U		< 0.0052	U		**0.04**			**0.0018**	J		< 0.0046	U	
VMP-32	5	VMP-32-5-050624	5/6/2024	< 0.0049	U		< 0.0049	U		< 0.0046	U		< 0.0086	U		< 0.0043	U	
VMP-32	5	VMP-32-5-073024	7/30/2024	< 0.0054	U		< 0.0054	U		< 0.0051	U		< 0.0096	U		< 0.0048	U	
VMP-32	10	VMP-32-10-110223	11/2/2023	< 0.0056	U		< 0.0056	U		< 0.0053	U		**0.0022**	J		< 0.0050	U	
VMP-32	10	VMP-32-10-110223-DUP	11/2/2023	< 0.0053	U		< 0.0053	U		< 0.0051	U		< 0.0094	U		< 0.0047	U	
VMP-32	10	VMP-32-10-020224	2/2/2024	< 0.0052	U		< 0.0053	U		< 0.0050	U		< 0.0093	U		< 0.0046	U	
VMP-32	10	VMP-32-10-050624	5/6/2024	< 0.0059	U		< 0.0059	U		< 0.0056	U		**0.0014**	J		< 0.0052	U	
VMP-32	10	VMP-32-10-073024	7/30/2024	< 0.0052	U		< 0.0052	U		< 0.0050	U		**0.00086**	J		< 0.0046	U	
VMP-32	20	VMP-32-20-110223	11/2/2023	< 0.0054	U		< 0.0054	U		< 0.0052	U		< 0.0096	U		< 0.0048	U	
VMP-32	20	VMP-32-20-020224	2/2/2024	< 0.0052	U		< 0.0052	U		**0.016**			< 0.0092	U		< 0.0046	U	
VMP-32	20	VMP-32-20-050624	5/6/2024	< 0.0053	U		< 0.0053	U		< 0.0051	U		< 0.0094	U		< 0.0047	U	
VMP-32	20	VMP-32-20-073024	7/30/2024	< 0.0058	U		< 0.0058	U		< 0.0055	U		< 0.01	U		< 0.0051	U	
VMP-32	30	VMP-32-30-110223	11/2/2023	< 0.0051	U		< 0.0051	U		< 0.0048	U		**0.00079**	J		< 0.0045	U	
VMP-32	30	VMP-32-30-020224	2/2/2024	< 0.0052	U		< 0.0052	U		< 0.0049	U		< 0.0091	U		< 0.0046	U	
VMP-32	30	VMP-32-30-050624	5/6/2024	< 0.0054	U		< 0.0054	U		< 0.0052	U		< 0.0096	U		< 0.0048	U	
VMP-32	30	VMP-32-30-073024	7/30/2024	< 0.0059	U		< 0.0059	U		< 0.0056	U		< 0.01	U		< 0.0052	U	

TABLE 5
HISTORICAL SUMMARY OF SOIL VAPOR ANALYTICAL DETECTIONS AND SCREENING RESULTS: VILLAGE - VOCS

Location	Depth (ft bgs)	Sample ID	Sample Date	1,2,4-Trimethylbenzene			1,3,5-Trimethylbenzene			2,2,4-Trimethylpentane			m,p-Xylene			o-Xylene		
													130			120		
				Result (mg/m^3)	Lab Quals	AECOM Quals	Result (mg/m^3)	Lab Quals	AECOM Quals	Result (mg/m^3)	Lab Quals	AECOM Quals	Result (mg/m^3)	Lab Quals	AECOM Quals	Result (mg/m^3)	Lab Quals	AECOM Quals
VMP-42	10	VMP-42-10-102723	10/27/2023	< 0.0053	U		< 0.0053	U		< 0.0051	U		< 0.0094	U		< 0.0047	U	
VMP-42	10	VMP-42-10-013124	1/31/2024	< 0.0049	U		< 0.0049	U		< 0.0046	U		< 0.0086	U		< 0.0043	U	
VMP-42	10	VMP-42-10-013124-DUP	1/31/2024	< 0.0050	U		< 0.0050	U		< 0.0047	U		< 0.0088	U		< 0.0044	U	
VMP-42	10	VMP-42-10-050324	5/3/2024	< 0.0055	U		< 0.0055	U		< 0.0052	U		< 0.0097	U		< 0.0048	U	
VMP-42	10	VMP-42-10-072424	7/24/2024	**0.0053**			**0.0016**	J		< 0.0050	U		**0.0054**	J		**0.0022**	J	
VMP-42	20	VMP-42-20-102723	10/27/2023	< 0.0052	U		< 0.0053	U		< 0.0050	U		**0.00082**	J		< 0.0046	U	
VMP-42	20	VMP-42-20-013124	1/31/2024	< 0.0049	U		< 0.0049	U		< 0.0046	U		< 0.0086	U		< 0.0043	U	
VMP-42	20	VMP-42-20-050324	5/3/2024	< 0.0054	U		< 0.0054	U		< 0.0052	U		< 0.0096	U		< 0.0048	U	
VMP-42	20	VMP-42-20-072424	7/24/2024	< 0.0053	U		< 0.0053	U		< 0.0050	U		< 0.0093	U		< 0.0047	U	
VMP-42	30	VMP-42-30-102723	10/27/2023	< 0.0053	U		< 0.0053	U		< 0.0050	U		< 0.0094	U		< 0.0047	U	
VMP-42	30	VMP-42-30-102723-DUP	10/27/2023	< 0.0050	U		< 0.0050	U		< 0.0048	U		< 0.0088	U		< 0.0044	U	
VMP-42	30	VMP-42-30-013124	1/31/2024	< 0.0051	U		< 0.0051	U		< 0.0048	U		< 0.0089	U		< 0.0045	U	
VMP-42	30	VMP-42-30-050624	5/6/2024	< 0.0056	U		< 0.0056	U		< 0.0053	U		< 0.0098	U		< 0.0049	U	
VMP-42	30	VMP-42-30-072424	7/24/2024	< 0.0057	U		< 0.0057	U		< 0.0054	U		< 0.01	U		< 0.0050	U	
VMP-42	30	VMP-42-30-072424-DUP	7/24/2024	< 0.0052	U		< 0.0052	U		< 0.0050	U		**0.0016**	J		< 0.0046	U	
VMP-43	10	VMP-43-10-102723	10/27/2023	< 0.0053	U		< 0.0053	U		< 0.0050	U		< 0.0093	U		< 0.0047	U	
VMP-43	10	VMP-43-10-013024	1/30/2024	< 0.0051	U		< 0.0051	U		< 0.0049	U		< 0.0091	U		< 0.0045	U	
VMP-43	10	VMP-43-10-050324	5/3/2024	< 0.0051	U		< 0.0051	U		< 0.0048	U		< 0.0090	U		< 0.0045	U	
VMP-43	10	VMP-43-10-072624	7/26/2024	< 0.0058	U		< 0.0058	U		< 0.0055	U		< 0.01	U		< 0.0051	U	
VMP-43	20	VMP-43-20-102723	10/27/2023	< 0.0053	U		< 0.0053	U		< 0.0051	U		< 0.0094	U		< 0.0047	U	
VMP-43	20	VMP-43-20-013024	1/30/2024	< 0.0050	U		< 0.0050	U		< 0.0047	U		< 0.0088	U		< 0.0044	U	
VMP-43	20	VMP-43-20-050324	5/3/2024	< 0.0054	U		< 0.0054	U		< 0.0052	U		< 0.0096	U		< 0.0048	U	
VMP-43	20	VMP-43-20-072624	7/26/2024	< 0.0056	U		< 0.0056	U		< 0.0053	U		< 0.0099	U		< 0.0050	U	
VMP-43	30	VMP-43-30-102723	10/27/2023	< 0.0054	U		< 0.0054	U		< 0.0051	U		< 0.0095	U		< 0.0047	U	
VMP-43	30	VMP-43-30-102723-DUP	10/27/2023	< 0.0053	U		< 0.0053	U		< 0.0050	U		< 0.0094	U		< 0.0047	U	
VMP-43	30	VMP-43-30-013024	1/30/2024	< 0.0050	U		< 0.0050	U		< 0.0048	U		< 0.0089	U		< 0.0044	U	
VMP-43	30	VMP-43-30-050324	5/3/2024	< 0.0052	U		< 0.0052	U		< 0.0049	U		< 0.0091	U		< 0.0046	U	
VMP-43	30	VMP-43-30-072624	7/26/2024	< 0.0057	U		< 0.0057	U		< 0.0054	U		< 0.01	U		< 0.0050	U	
VMP-45	10	VMP-45-10-102723	10/27/2023	< 0.0053	U		< 0.0053	U		< 0.0050	U		< 0.0093	U		< 0.0047	U	
VMP-45	10	VMP-45-10-013024	1/30/2024	< 0.0050	U		< 0.0050	U		< 0.0048	U		< 0.0089	U		< 0.0044	U	
VMP-45	10	VMP-45-10-050324	5/3/2024	< 0.0051	U		< 0.0051	U		< 0.0048	U		< 0.0089	U		< 0.0045	U	
VMP-45	10	VMP-45-10-072624	7/26/2024	< 0.0052	U		< 0.0053	U		< 0.0050	U		< 0.0093	U		< 0.0046	U	
VMP-45	20	VMP-45-20-102723	10/27/2023	< 0.0051	U		< 0.0051	U		< 0.0048	U		< 0.0090	U		< 0.0045	U	
VMP-45	20	VMP-45-20-013024	1/30/2024	< 0.0049	U		< 0.0049	U		< 0.0046	U		< 0.0086	U		< 0.0043	U	
VMP-45	20	VMP-45-20-050324	5/3/2024	< 0.0049	U		< 0.0049	U		< 0.0047	U		< 0.0087	U		< 0.0044	U	
VMP-45	20	VMP-45-20-072624	7/26/2024	< 0.0053	U		< 0.0053	U		**0.012**			< 0.0094	U		< 0.0047	U	
VMP-45	30	VMP-45-30-102723	10/27/2023	< 0.0053	U		< 0.0053	U		< 0.0051	U		< 0.0094	U		< 0.0047	U	
VMP-45	30	VMP-45-30-013024	1/30/2024	< 0.0048	U		< 0.0048	U		< 0.0045	U		< 0.0084	U		< 0.0042	U	
VMP-45	30	VMP-45-30-013024-DUP	1/30/2024	< 0.0046	U		< 0.0046	U		< 0.0043	U		< 0.0081	U		< 0.0040	U	
VMP-45	30	VMP-45-30-050324	5/3/2024	< 0.0051	U		< 0.0051	U		< 0.0048	U		< 0.0089	U		< 0.0045	U	
VMP-45	30	VMP-45-30-072624	7/26/2024	< 0.0056	U		< 0.0056	U		< 0.0053	U		< 0.0098	U		< 0.0049	U	
VMP-45	30	VMP-45-30-072624-DUP	7/26/2024	< 0.0059	U		< 0.0059	U		< 0.0056	U		**0.0020**	J		< 0.0052	U	
VMP-47	5	VMP-47-5-102723	10/27/2023	< 0.0054	U		< 0.0054	U		< 0.0052	U		< 0.0096	U		< 0.0048	U	
VMP-47	5	VMP-47-5-013124	1/31/2024	< 0.0050	U		< 0.0050	U		**0.0020**	J		< 0.0088	U		< 0.0044	U	
VMP-47	5	VMP-47-5-042924	4/29/2024	< 0.0054	U		< 0.0054	U		< 0.0052	U		< 0.0096	U		< 0.0048	U	
VMP-47	5	VMP-47-5-072624	7/26/2024	< 0.0050	U		< 0.0050	U		< 0.0047	U		**0.00076**	J		< 0.0044	U	
VMP-47	10	VMP-47-10-102723	10/27/2023	< 0.0054	U		< 0.0054	U		< 0.0051	U		< 0.0095	U		< 0.0047	U	
VMP-47	10	VMP-47-10-013124	1/31/2024	**0.0016**	J		< 0.0050	U		**0.015**			**0.024**			**0.0072**		
VMP-47	10	VMP-47-10-042924	4/29/2024	< 0.0053	U		< 0.0053	U		< 0.0050	U		**0.0011**	J		< 0.0047	U	
VMP-47	10	VMP-47-10-072624	7/26/2024	< 0.0056	U		< 0.0056	U		< 0.0053	U		< 0.0099	U		< 0.0050	U	
VMP-47	20	VMP-47-20-102723	10/27/2023	< 0.0055	U		< 0.0055	U		< 0.0052	U		< 0.0098	U		< 0.0049	U	
VMP-47	20	VMP-47-20-102723-DUP	10/27/2023	< 0.0055	U		< 0.0055	U		< 0.0052	U		< 0.0098	U		< 0.0049	U	
VMP-47	20	VMP-47-20-013124	1/31/2024	< 0.0050	U		< 0.0050	U		< 0.0047	U		< 0.0088	U		< 0.0044	U	
VMP-47	20	VMP-47-20-042924	4/29/2024	< 0.0055	U		< 0.0055	U		< 0.0052	U		< 0.0097	U		< 0.0048	U	
VMP-47	20	VMP-47-20-072624	7/26/2024	< 0.0053	U		< 0.0053	U		< 0.0050	U		< 0.0093	U		< 0.0047	U	
VMP-47	20	VMP-47-20-072624-DUP	7/26/2024	< 0.0052	U		< 0.0053	U		< 0.0050	U		< 0.0093	U		< 0.0046	U	
VMP-47	30	VMP-47-30-103023	10/30/2023	< 0.0049	U		< 0.0049	U		< 0.0046	U		< 0.0086	U		< 0.0043	U	
VMP-47	30	VMP-47-30-013124	1/31/2024	< 0.0051	U		< 0.0051	U		< 0.0048	U		< 0.0089	U		< 0.0045	U	
VMP-47	30	VMP-47-30-042924	4/29/2024	< 0.0054	U		< 0.0054	U		< 0.0051	U		< 0.0095	U		< 0.0047	U	
VMP-47	30	VMP-47-30-072624	7/26/2024	< 0.0049	U		< 0.0049	U		< 0.0046	U		< 0.0086	U		< 0.0043	U	
VMP-48	5	VMP-48-5-103123	10/31/2023	< 0.0052	U		< 0.0052	U		< 0.0049	U		< 0.0092	U		< 0.0046	U	
VMP-48	5	VMP-48-5-012924	1/29/2024	< 0.0052	U		< 0.0053	U		< 0.0050	U		< 0.0093	U		< 0.0046	U	
VMP-48	5	VMP-48-5-050124	5/1/2024	< 0.0056	U		< 0.0056	U		< 0.0054	U		< 0.01	U		< 0.0050	U	
VMP-48	5	VMP-48-5-073124	7/31/2024	< 0.0050	U		< 0.0050	U		**0.0020**	J		**0.0016**	J		< 0.0044	U	

TABLE 5
HISTORICAL SUMMARY OF SOIL VAPOR ANALYTICAL DETECTIONS AND SCREENING RESULTS: VILLAGE - VOCS

Location	Depth (ft bgs)	Sample ID	Sample Date	1,2,4-Trimethylbenzene			1,3,5-Trimethylbenzene			2,2,4-Trimethylpentane			m,p-Xylene			o-Xylene		
													130			120		
				Result (mg/m^3)	Lab Quals	AECOM Quals	Result (mg/m^3)	Lab Quals	AECOM Quals	Result (mg/m^3)	Lab Quals	AECOM Quals	Result (mg/m^3)	Lab Quals	AECOM Quals	Result (mg/m^3)	Lab Quals	AECOM Quals
VMP-48	10	VMP-48-10-103123	10/31/2023	< 0.0054	U		< 0.0054	U		< 0.0051	U		< 0.0095	U		< 0.0047	U	
VMP-48	10	VMP-48-10-012924	1/29/2024	< 0.0056	U		< 0.0056	U		< 0.0053	U		< 0.0099	U		< 0.0050	U	
VMP-48	10	VMP-48-10-050124	5/1/2024	< 0.036	U		< 0.036	U		9.9			< 0.063	U		< 0.031	U	
VMP-48	10	VMP-48-10-073124	7/31/2024	< 0.016	U		< 0.016	U		< 0.015	U		< 0.028	U		< 0.014	U	
VMP-48	20	VMP-48-20-103123	10/31/2023	< 0.0048	U		< 0.0048	U		< 0.0046	U		< 0.0085	U		< 0.0042	U	
VMP-48	20	VMP-48-20-012924	1/29/2024	< 0.0049	J	U	< 0.0049	U		0.018			0.03			0.0087		
VMP-48	20	VMP-48-20-050124	5/1/2024	< 0.0056	U		< 0.0056	U		0.0099			< 0.0098	U		< 0.0049	U	
VMP-48	20	VMP-48-20-073124	7/31/2024	< 0.0055	U		< 0.0055	U		< 0.0052	U		< 0.0097	U		< 0.0048	U	
VMP-48	30	VMP-48-30-103123	10/31/2023	< 0.0050	U		< 0.0050	U		< 0.0048	U		0.0012	J		< 0.0044	U	
VMP-48	30	VMP-48-30-012924	1/29/2024	< 0.0051	U		< 0.0051	U		< 0.0049	U		< 0.0091	U		< 0.0045	U	
VMP-48	30	VMP-48-30-050124	5/1/2024	< 0.0054	U		< 0.0054	U		< 0.0052	U		< 0.0096	U		< 0.0048	U	
VMP-48	30	VMP-48-30-050124-DUP	5/1/2024	< 0.0056	U		< 0.0056	U		< 0.0053	U		< 0.0098	U		< 0.0049	U	
VMP-48	30	VMP-48-30-073124	7/31/2024	< 0.0050	U		< 0.0050	U		0.0022	J		< 0.0088	U		< 0.0044	U	
VMP-49	5	VMP-49-5-103123	10/31/2023	< 0.0052	U		< 0.0052	U		< 0.0049	U		< 0.0091	U		< 0.0046	U	
VMP-49	5	VMP-49-5-013124	1/31/2024	< 0.0051	U		< 0.0051	U		< 0.0048	U		< 0.0089	U		< 0.0045	U	
VMP-49	5	VMP-49-5-050124	5/1/2024	< 0.0051	U		< 0.0051	U		< 0.0048	U		< 0.0090	U		< 0.0045	U	
VMP-49	5	VMP-49-5-072924	7/29/2024	< 0.0052	U		< 0.0052	U		< 0.0050	U		< 0.0092	U		< 0.0046	U	
VMP-49	10	VMP-49-10-103123	10/31/2023	< 0.0054	U		< 0.0054	U		< 0.0051	U		< 0.0095	U		< 0.0048	U	
VMP-49	10	VMP-49-10-013124	1/31/2024	< 0.0052	U		< 0.0053	U		< 0.0050	U		0.0023	J		0.0011	J	
VMP-49	10	VMP-49-10-050124	5/1/2024	< 0.0056	U		< 0.0056	U		0.0031	J		0.0081	J		0.0025	J	
VMP-49	10	VMP-49-10-072924	7/29/2024	< 0.0057	U		< 0.0057	U		< 0.0054	U		< 0.01	U		< 0.0050	U	
VMP-49	20	VMP-49-20-103123	10/31/2023	< 0.0052	U		< 0.0052	U		< 0.0049	U		< 0.0091	U		< 0.0046	U	
VMP-49	20	VMP-49-20-013124	1/31/2024	< 0.0052	U		< 0.0052	U		< 0.0049	U		< 0.0091	U		< 0.0046	U	
VMP-49	20	VMP-49-20-013124-DUP	1/31/2024	< 0.0050	U		< 0.0050	U		< 0.0047	U		< 0.0088	U		< 0.0044	U	
VMP-49	20	VMP-49-20-050124	5/1/2024	< 0.0052	U		< 0.0052	U		< 0.0049	U		< 0.0092	U		< 0.0046	U	
VMP-49	20	VMP-49-20-072924	7/29/2024	< 0.0055	U		< 0.0055	U		< 0.0052	U		0.0023	J		< 0.0049	U	
VMP-49	30	VMP-49-30-103123	10/31/2023	< 0.0052	U		< 0.0052	U		< 0.0050	U		< 0.0092	U		< 0.0046	U	
VMP-49	30	VMP-49-30-013124	1/31/2024	< 0.0052	U		< 0.0052	U		< 0.0049	U		< 0.0091	U		< 0.0046	U	
VMP-49	30	VMP-49-30-050124	5/1/2024	< 0.0054	U		< 0.0054	U		< 0.0051	U		< 0.0096	U		< 0.0048	U	
VMP-49	30	VMP-49-30-072924	7/29/2024	< 0.0055	U		< 0.0055	U		< 0.0052	U		0.0011	J		< 0.0049	U	
VMP-50	5	VMP-50-5-103123	10/31/2023	< 0.0049	U		< 0.0049	U		< 0.0047	U		< 0.0087	U		< 0.0043	U	
VMP-50	5	VMP-50-5-012624	1/26/2024	< 0.0052	U		< 0.0052	U		< 0.0049	U		< 0.0092	U		< 0.0046	U	
VMP-50	5	VMP-50-5-012624-DUP	1/26/2024	< 0.0050	U		< 0.0050	U		< 0.0047	U		< 0.0088	U		< 0.0044	U	
VMP-50	5	VMP-50-5-050124	5/1/2024	< 0.0056	J	U	< 0.0056	U		< 0.0053	U		0.0013	J		< 0.0050	U	
VMP-50	5	VMP-50-5-073024	7/30/2024	< 0.0052	U		< 0.0052	U		< 0.0049	U		< 0.0092	U		< 0.0046	U	
VMP-50	10	VMP-50-10-103123	10/31/2023	< 0.0049	U		< 0.0049	U		< 0.0046	U		< 0.0086	U		< 0.0043	U	
VMP-50	10	VMP-50-10-012624	1/26/2024	< 0.0052	U		< 0.0052	U		< 0.0049	U		< 0.0092	U		< 0.0046	U	
VMP-50	10	VMP-50-10-050124	5/1/2024	< 0.0056	U		< 0.0056	U		0.0032	J		< 0.0099	U		< 0.0050	U	
VMP-50	10	VMP-50-10-073024	7/30/2024	< 0.0052	U		< 0.0052	U		< 0.0049	U		< 0.0092	U		< 0.0046	U	
VMP-50	10	VMP-50-10-073024-DUP	7/30/2024	< 0.0051	U		< 0.0051	U		< 0.0048	U		< 0.0089	U		< 0.0045	U	
VMP-50	20	VMP-50-20-103123	10/31/2023	< 0.0052	U		< 0.0052	U		< 0.0049	U		< 0.0091	U		< 0.0046	U	
VMP-50	20	VMP-50-20-012624	1/26/2024	< 0.0050	U		< 0.0050	U		< 0.0048	U		< 0.0089	U		< 0.0044	U	
VMP-50	20	VMP-50-20-050124	5/1/2024	< 0.0061	U		< 0.0061	U		< 0.0058	U		< 0.011	U		< 0.0054	U	
VMP-50	20	VMP-50-20-073024	7/30/2024	< 0.0054	U		< 0.0054	U		0.0069			< 0.0096	U		< 0.0048	U	
VMP-50	30	VMP-50-30-103123	10/31/2023	< 0.0051	U		< 0.0051	U		< 0.0049	U		< 0.0091	U		< 0.0045	U	
VMP-50	30	VMP-50-30-012624	1/26/2024	< 0.0052	U		< 0.0053	U		0.014			0.0025	J		< 0.0046	U	
VMP-50	30	VMP-50-30-050124	5/1/2024	< 0.0054	U		< 0.0054	U		0.089			< 0.0096	U		< 0.0048	U	
VMP-50	30	VMP-50-30-073024	7/30/2024	< 0.0049	U		< 0.0049	U		0.021			0.00069	J		< 0.0043	U	
VMP-51	5	VMP-51-5-102723	10/27/2023	< 0.0051	U		< 0.0051	U		< 0.0048	U		< 0.0090	U		< 0.0045	U	
VMP-51	5	VMP-51-5-012924	1/29/2024	< 0.0053	U		< 0.0053	U		< 0.0050	U		< 0.0093	U		< 0.0047	U	
VMP-51	5	VMP-51-5-042624	4/26/2024	< 0.0050	U		< 0.0050	U		< 0.0047	U		< 0.0088	U		< 0.0044	U	
VMP-51	5	VMP-51-5-072624	7/26/2024	< 0.0058	U		< 0.0058	U		< 0.0055	U		< 0.01	U		< 0.0051	U	
VMP-51	5	VMP-51-5-072624-DUP	7/26/2024	< 0.0056	U		< 0.0056	U		< 0.0054	U		< 0.01	U		< 0.0050	U	
VMP-51	10	VMP-51-10-102723	10/27/2023	< 0.0052	U		< 0.0052	U		< 0.0050	U		< 0.0092	U		< 0.0046	U	
VMP-51	10	VMP-51-10-012924	1/29/2024	< 0.0052	U		< 0.0052	U		< 0.0049	U		< 0.0091	U		< 0.0046	U	
VMP-51	10	VMP-51-10-012924-DUP	1/29/2024	< 0.0052	U		< 0.0052	U		< 0.0050	U		< 0.0092	U		< 0.0046	U	
VMP-51	10	VMP-51-10-042624	4/26/2024	< 0.0048	U		< 0.0048	U		< 0.0046	U		< 0.0085	U		< 0.0042	U	
VMP-51	10	VMP-51-10-072624	7/26/2024	< 0.0056	U		< 0.0056	U		< 0.0053	U		0.0017	J		< 0.0050	U	
VMP-51	20	VMP-51-20-102723	10/27/2023	< 0.0054	U		< 0.0054	U		< 0.0051	U		< 0.0095	U		< 0.0047	U	
VMP-51	20	VMP-51-20-012924	1/29/2024	< 0.0049	U		< 0.0049	U		< 0.0046	U		< 0.0086	U		< 0.0043	U	
VMP-51	20	VMP-51-20-042624	4/26/2024	< 0.0048	U		< 0.0048	U		< 0.0046	U		< 0.0085	U		< 0.0042	U	
VMP-51	20	VMP-51-20-072624	7/26/2024	< 0.0051	U		< 0.0051	U		< 0.0049	U		< 0.0091	U		< 0.0045	U	
VMP-51	30	VMP-51-30-102723	10/27/2023	< 0.0052	U		< 0.0052	U		< 0.0050	U		< 0.0092	U		< 0.0046	U	
VMP-51	30	VMP-51-30-012924	1/29/2024	< 0.0050	U		< 0.0050	U		< 0.0048	U		< 0.0089	U		< 0.0044	U	
VMP-51	30	VMP-51-30-042624	4/26/2024	< 0.0051	U		< 0.0051	U		< 0.0048	U		< 0.0089	U		< 0.0045	U	
VMP-51	30	VMP-51-30-072924	7/29/2024	< 0.0052	U		< 0.0053	U		< 0.0050	U		< 0.0093	U		< 0.0046	U	

TABLE 5
HISTORICAL SUMMARY OF SOIL VAPOR ANALYTICAL DETECTIONS AND SCREENING RESULTS: VILLAGE - VOCS

Location	Depth (ft bgs)	Sample ID	Sample Date	1,2,4-Trimethylbenzene			1,3,5-Trimethylbenzene			2,2,4-Trimethylpentane			m,p-Xylene			o-Xylene		
													130			120		
				Result (mg/m^3)	Lab Quals	AECOM Quals	Result (mg/m^3)	Lab Quals	AECOM Quals	Result (mg/m^3)	Lab Quals	AECOM Quals	Result (mg/m^3)	Lab Quals	AECOM Quals	Result (mg/m^3)	Lab Quals	AECOM Quals
VMP-52	5	VMP-52-5-103023	10/30/2023	< 0.0050	U		< 0.0050	U		< 0.0047	U		< 0.0088	U		< 0.0044	U	
VMP-52	5	VMP-52-5-012924	1/29/2024	< 0.0051	U		< 0.0051	U		< 0.0048	U		< 0.0090	U		< 0.0045	U	
VMP-52	5	VMP-52-5-042624	4/26/2024	< 0.0052	U		< 0.0052	U		< 0.0049	U		< 0.0092	U		< 0.0046	U	
VMP-52	5	VMP-52-5-073124	7/31/2024	< 0.0053	U		< 0.0053	U		< 0.0050	U		0.0019	J		< 0.0047	U	
VMP-52	10	VMP-52-10-103023	10/30/2023	< 0.0048	U		< 0.0048	U		< 0.0046	U		< 0.0085	U		< 0.0042	U	
VMP-52	10	VMP-52-10-012924	1/29/2024	< 0.0047	U		< 0.0047	U		< 0.0045	U		< 0.0083	U		< 0.0041	U	
VMP-52	10	VMP-52-10-042624	4/26/2024	< 0.0052	U		< 0.0052	U		< 0.0049	U		< 0.0092	U		< 0.0046	U	
VMP-52	10	VMP-52-10-073124	7/31/2024	< 0.0054	U		< 0.0054	U		0.0091			< 0.0096	U		< 0.0048	U	
VMP-52	20	VMP-52-20-103023	10/30/2023	< 0.0049	U		< 0.0049	U		< 0.0046	U		< 0.0086	U		< 0.0043	U	
VMP-52	20	VMP-52-20-012924	1/29/2024	0.0038	J		< 0.0047	U		< 0.0044	U		< 0.0082	U		< 0.0041	U	
VMP-52	20	VMP-52-20-042624	4/26/2024	< 0.0049	U		< 0.0049	U		< 0.0047	U		< 0.0087	U		< 0.0044	U	
VMP-52	20	VMP-52-20-073124	7/31/2024	< 0.0057	U		< 0.0057	U		0.0033	J		< 0.01	U		< 0.0050	U	
VMP-52	30	VMP-52-30-103023	10/30/2023	< 0.0048	U		< 0.0048	U		< 0.0045	U		< 0.0084	U		< 0.0042	U	
VMP-52	30	VMP-52-30-012924	1/29/2024	< 0.0048	U		< 0.0048	U		< 0.0046	U		< 0.0085	U		< 0.0042	U	
VMP-52	30	VMP-52-30-042624	4/26/2024	< 0.0052	U		< 0.0053	U		< 0.0050	U		< 0.0093	U		< 0.0046	U	
VMP-52	30	VMP-52-30-042624-DUP	4/26/2024	< 0.0049	U		< 0.0049	U		< 0.0046	U		< 0.0086	U		< 0.0043	U	
VMP-52	30	VMP-52-30-073124	7/31/2024	< 0.0057	U		< 0.0057	U		< 0.0054	U		< 0.01	U		< 0.0050	U	
VMP-53	5	VMP-53-5-120123	12/1/2023	< 0.0052	U		< 0.0052	U		< 0.0049	U		< 0.0092	U		< 0.0046	U	
VMP-53	5	VMP-53-5-012424	1/24/2024	< 0.0054	U		< 0.0054	U		< 0.0052	U		< 0.0096	U		< 0.0048	U	
VMP-53	5	VMP-53-5-042524	4/25/2024	< 0.0056	U		< 0.0056	U		< 0.0053	U		< 0.0099	U		< 0.0050	U	
VMP-53	5	VMP-53-5-072224	7/22/2024	< 0.0052	U		< 0.0052	U		< 0.0049	U		< 0.0091	U		< 0.0046	U	
VMP-53	10	VMP-53-10-102523	10/25/2023	< 0.0054	U		< 0.0054	U		< 0.0051	U		0.0012	J		< 0.0047	U	
VMP-53	10	VMP-53-10-012424	1/24/2024	< 0.0057	U		< 0.0057	U		< 0.0054	U		< 0.01	U		< 0.0050	U	
VMP-53	10	VMP-53-10-042524	4/25/2024	< 0.0052	U		< 0.0052	U		0.0034	J		< 0.0092	U		< 0.0046	U	
VMP-53	10	VMP-53-10-072224	7/22/2024	< 0.0056	U		< 0.0056	U		< 0.0054	U		< 0.01	U		< 0.0050	U	
VMP-53	20	VMP-53-20-102523	10/25/2023	< 0.0057	U		< 0.0057	U		< 0.0054	U		0.00084	J		< 0.0050	U	
VMP-53	20	VMP-53-20-012424	1/24/2024	< 0.0056	U		< 0.0056	U		< 0.0053	U		< 0.0099	U		< 0.0050	U	
VMP-53	20	VMP-53-20-042524	4/25/2024	< 0.0054	U		< 0.0054	U		< 0.0051	U		< 0.0095	U		< 0.0048	U	
VMP-53	20	VMP-53-20-042524-DUP	4/25/2024	< 0.0054	U		< 0.0054	U		< 0.0051	U		< 0.0095	U		< 0.0047	U	
VMP-53	20	VMP-53-20-072224	7/22/2024	< 0.0058	U		< 0.0058	U		< 0.0055	U		< 0.01	U		< 0.0051	U	
VMP-53	30	VMP-53-30-102523	10/25/2023	< 0.0055	U		< 0.0055	U		< 0.0052	U		< 0.0097	U		< 0.0048	U	
VMP-53	30	VMP-53-30-012424	1/24/2024	< 0.0052	U		< 0.0052	U		0.012			0.00078	J		< 0.0046	U	
VMP-53	30	VMP-53-30-042524	4/25/2024	< 0.0060	U		< 0.0060	U		0.019			< 0.01	U		< 0.0053	U	
VMP-53	30	VMP-53-30-072224	7/22/2024	< 0.0052	U		< 0.0052	U		< 0.0050	U		< 0.0092	U		< 0.0046	U	
VMP-54	5	VMP-54-5-102523	10/25/2023	< 0.0052	U		< 0.0053	U		< 0.0050	U		< 0.0093	U		< 0.0046	U	
VMP-54	5	VMP-54-5-012424	1/24/2024	< 0.0052	U		< 0.0053	U		< 0.0050	U		< 0.0093	U		< 0.0046	U	
VMP-54	5	VMP-54-5-042524	4/25/2024	< 0.0049	U		< 0.0049	U		0.043			< 0.0086	U		< 0.0043	U	
VMP-54	5	VMP-54-5-072224	7/22/2024	< 0.0056	U		< 0.0056	U		< 0.0053	U		< 0.0098	U		< 0.0049	U	
VMP-54	10	VMP-54-10-102523	10/25/2023	< 0.0054	U		< 0.0054	U		< 0.0051	U		< 0.0096	U		< 0.0048	U	
VMP-54	10	VMP-54-10-012424	1/24/2024	< 0.0053	U		< 0.0053	U		< 0.0051	U		< 0.0094	U		< 0.0047	U	
VMP-54	10	VMP-54-10-042524	4/25/2024	< 0.0053	U		< 0.0053	U		< 0.0050	U		< 0.0093	U		< 0.0047	U	
VMP-54	10	VMP-54-10-072224	7/22/2024	< 0.0057	U		< 0.0057	U		0.025			< 0.01	U		< 0.0050	U	
VMP-54	20	VMP-54-20-102523	10/25/2023	< 0.0055	U		< 0.0055	U		< 0.0052	U		< 0.0097	U		< 0.0048	U	
VMP-54	20	VMP-54-20-012424	1/24/2024	< 0.0056	U		< 0.0056	U		< 0.0053	U		< 0.0098	U		< 0.0049	U	
VMP-54	20	VMP-54-20-012424-DUP	1/24/2024	< 0.0054	U		< 0.0054	U		< 0.0052	U		< 0.0096	U		< 0.0048	U	
VMP-54	20	VMP-54-20-042524	4/25/2024	< 0.0051	U		< 0.0051	U		< 0.0048	U		0.00096	J		< 0.0045	U	
VMP-54	20	VMP-54-20-072224	7/22/2024	< 0.0056	U		< 0.0056	U		0.0028	J		< 0.01	U		< 0.0050	U	
VMP-54	30	VMP-54-30-102523	10/25/2023	< 0.0054	U		< 0.0054	U		< 0.0051	U		< 0.0096	U		< 0.0048	U	
VMP-54	30	VMP-54-30-012424	1/24/2024	< 0.0051	U		< 0.0051	U		< 0.0048	U		< 0.0090	U		< 0.0045	U	
VMP-54	30	VMP-54-30-042524	4/25/2024	< 0.0051	U		< 0.0051	U		< 0.0049	U		< 0.0091	U		< 0.0045	U	
VMP-54	30	VMP-54-30-072224	7/22/2024	< 0.0050	U		< 0.0050	U		0.0021	J		< 0.0088	U		< 0.0044	U	
VMP-56	10	VMP-56-10-110123	11/1/2023	< 0.0058	U		< 0.0058	U		< 0.0055	U		< 0.01	U		< 0.0051	U	
VMP-56	10	VMP-56-10-020124	2/1/2024	< 0.0053	U		< 0.0053	U		< 0.0050	U		< 0.0094	U		< 0.0047	U	
VMP-56	10	VMP-56-10-050224	5/2/2024	< 0.0059	U		< 0.0059	U		< 0.0056	U		< 0.01	U		< 0.0052	U	
VMP-56	10	VMP-56-10-050224-DUP	5/2/2024	< 0.0057	U		< 0.0057	U		< 0.0054	U		< 0.01	U		< 0.0050	U	
VMP-56	10	VMP-56-10-072424	7/24/2024	< 0.0060	U		< 0.0060	U		< 0.0057	U		0.00083	J		< 0.0053	U	
VMP-56	25	VMP-56-25-110123	11/1/2023	< 0.0052	U		< 0.0052	U		< 0.0049	U		< 0.0092	U		< 0.0046	U	
VMP-56	25	VMP-56-25-020124	2/1/2024	< 0.0052	U		< 0.0053	U		< 0.0050	U		< 0.0093	U		< 0.0046	U	
VMP-56	25	VMP-56-25-050224	5/2/2024	< 0.0057	U		< 0.0057	U		< 0.0054	U		< 0.01	U		< 0.0050	U	
VMP-56	25	VMP-56-25-072424	7/24/2024	< 0.0058	U		< 0.0058	U		< 0.0055	U		< 0.01	U		< 0.0051	U	
VMP-56	38.5	VMP-56-38.5-110123	11/1/2023	47			20	J		2700			1000			300		
VMP-56	38.5	VMP-56-38.5-020124	2/1/2024	64			32			1700			1200			350		
VMP-56	38.5	VMP-56-38.5-050224	5/2/2024	130			54			890			890			290		
VMP-56	38.5	VMP-56-38.5-072424	7/24/2024	65			18			42			110			42		

SEE LAST PAGE OF TABLE FOR NOTES

TABLE 5
HISTORICAL SUMMARY OF SOIL VAPOR ANALYTICAL DETECTIONS AND SCREENING RESULTS: VILLAGE - VOCS

Location	Depth (ft bgs)	Sample ID	Sample Date	1,2,4-Trimethylbenzene			1,3,5-Trimethylbenzene			2,2,4-Trimethylpentane			m,p-Xylene			o-Xylene		
													130			120		
				Result (mg/m^3)	Lab Quals	AECOM Quals	Result (mg/m^3)	Lab Quals	AECOM Quals	Result (mg/m^3)	Lab Quals	AECOM Quals	Result (mg/m^3)	Lab Quals	AECOM Quals	Result (mg/m^3)	Lab Quals	AECOM Quals
VMP-62	5	VMP-62-5-102623	10/26/2023	< 0.0056	U		< 0.0056	U		< 0.0053	U		< 0.0099	U		< 0.0050	U	
VMP-62	5	VMP-62-5-012924	1/29/2024	< 0.0050	U		< 0.0050	U		< 0.0048	U		< 0.0088	U		< 0.0044	U	
VMP-62	5	VMP-62-5-042924	4/29/2024	< 0.0053	U		< 0.0053	U		**0.0020**	J		< 0.0093	U		< 0.0047	U	
VMP-62	5	VMP-62-5-073024	7/30/2024	< 0.0052	U		< 0.0052	U		< 0.0049	U		< 0.0091	U		< 0.0046	U	
VMP-62	10	VMP-62-10-102623	10/26/2023	< 0.0054	U		< 0.0054	U		< 0.0052	U		< 0.0096	U		< 0.0048	U	
VMP-62	10	VMP-62-10-012924	1/29/2024	< 0.0052	U		< 0.0052	U		< 0.0049	U		< 0.0092	U		< 0.0046	U	
VMP-62	10	VMP-62-10-012924-DUP	1/29/2024	< 0.0050	U		< 0.0050	U		< 0.0047	U		< 0.0088	U		< 0.0044	U	
VMP-62	10	VMP-62-10-042924	4/29/2024	< 0.0055	U		< 0.0055	U		< 0.0052	U		< 0.0098	U		< 0.0049	U	
VMP-62	10	VMP-62-10-073024	7/30/2024	< 0.0046	U		< 0.0046	U		< 0.0044	U		< 0.0082	U		< 0.0041	U	
VMP-62	20	VMP-62-20-102623	10/26/2023	< 0.0054	U		< 0.0054	U		< 0.0052	U		**0.00096**	J		< 0.0048	U	
VMP-62	20	VMP-62-20-013024	1/30/2024	< 0.0052	U		< 0.0052	U		< 0.0049	U		< 0.0092	U		< 0.0046	U	
VMP-62	20	VMP-62-20-042924	4/29/2024	< 0.0054	U		< 0.0054	U		< 0.0051	U		< 0.0096	U		< 0.0048	U	
VMP-62	20	VMP-62-20-073024	7/30/2024	< 0.0053	U		< 0.0053	U		< 0.0050	U		< 0.0093	U		< 0.0047	U	
VMP-62	30	VMP-62-30-102623	10/26/2023	< 0.0052	U		< 0.0052	U		< 0.0049	U		< 0.0092	U		< 0.0046	U	
VMP-62	30	VMP-62-30-013024	1/30/2024	< 0.0051	U		< 0.0051	U		< 0.0048	U		< 0.0089	U		< 0.0045	U	
VMP-62	30	VMP-62-30-042924	4/29/2024	< 0.0057	U		< 0.0057	U		< 0.0054	U		< 0.01	U		< 0.0050	U	
VMP-62	30	VMP-62-30-073024	7/30/2024	< 0.0055	U		< 0.0055	U		< 0.0052	U		< 0.0097	U		< 0.0048	U	
VMP-62	30	VMP-62-30-073024-DUP	7/30/2024	< 0.0054	U		< 0.0054	U		< 0.0051	U		< 0.0096	U		< 0.0048	U	
VMP-63	5	VMP-63-5-102723	10/27/2023	< 0.0050	U		< 0.0050	U		< 0.0048	U		< 0.0088	U		< 0.0044	U	
VMP-63	5	VMP-63-5-013024	1/30/2024	< 0.0052	U		< 0.0052	U		< 0.0049	U		< 0.0092	U		< 0.0046	U	
VMP-63	5	VMP-63-5-050324	5/3/2024	< 0.0052	U		< 0.0053	U		< 0.0050	U		< 0.0093	U		< 0.0046	U	
VMP-63	5	VMP-63-5-072624	7/26/2024	< 0.0051	U		< 0.0051	U		< 0.0048	U		< 0.0090	U		< 0.0045	U	
VMP-63	10	VMP-63-10-102723	10/27/2023	< 0.0051	U		< 0.0051	U		< 0.0048	U		< 0.0090	U		< 0.0045	U	
VMP-63	10	VMP-63-10-013024	1/30/2024	< 0.0047	U		< 0.0047	U		< 0.0045	U		< 0.0083	U		< 0.0042	U	
VMP-63	10	VMP-63-10-050324	5/3/2024	< 0.0053	U		< 0.0053	U		< 0.0050	U		< 0.0093	U		< 0.0047	U	
VMP-63	10	VMP-63-10-072624	7/26/2024	< 0.0057	U		< 0.0057	U		**0.022**			< 0.01	U		< 0.0050	U	
VMP-63	20	VMP-63-20-102723	10/27/2023	< 0.0054	U		< 0.0054	U		< 0.0051	U		< 0.0095	U		< 0.0048	U	
VMP-63	20	VMP-63-20-022924	2/29/2024	< 0.0052	U		< 0.0052	U		**0.019**			< 0.0091	U		< 0.0046	U	
VMP-63	20	VMP-63-20-050324	5/3/2024	< 0.0056	U		< 0.0056	U		< 0.0053	U		**0.0014**	J		< 0.0049	U	
VMP-63	20	VMP-63-20-072624	7/26/2024	< 0.0054	U		< 0.0054	U		< 0.0051	U		< 0.0095	U		< 0.0048	U	
VMP-63	30	VMP-63-30-102723	10/27/2023	< 0.0052	U		< 0.0052	U		< 0.0050	U		< 0.0092	U		< 0.0046	U	
VMP-63	30	VMP-63-30-013024	1/30/2024	< 0.0050	U		< 0.0050	U		< 0.0047	U		< 0.0088	U		< 0.0044	U	
VMP-63	30	VMP-63-30-013024-DUP	1/30/2024	< 0.0051	U		< 0.0051	U		< 0.0049	U		< 0.0091	U		< 0.0045	U	
VMP-63	30	VMP-63-30-050324	5/3/2024	< 0.0059	U		< 0.0059	U		< 0.0056	U		< 0.01	U		< 0.0052	U	
VMP-63	30	VMP-63-30-050324-DUP	5/3/2024	< 0.0056	U		< 0.0056	U		< 0.0054	U		< 0.01	U		< 0.0050	U	
VMP-63	30	VMP-63-30-072624	7/26/2024	< 0.0051	U		< 0.0051	U		**0.011**			< 0.0090	U		< 0.0045	U	
VMP-64	5	VMP-64-5-102623	10/26/2023	< 0.0056	U		< 0.0056	U		< 0.0053	U		< 0.0099	U		< 0.0050	U	
VMP-64	5	VMP-64-5-012924	1/29/2024	< 0.0051	U		< 0.0051	U		< 0.0049	U		< 0.0091	U		< 0.0045	U	
VMP-64	5	VMP-64-5-042624	4/26/2024	< 0.0051	U		< 0.0051	U		< 0.0048	U		< 0.0090	U		< 0.0045	U	
VMP-64	5	VMP-64-5-072524	7/25/2024	< 0.0051	U		< 0.0051	U		< 0.0049	U		< 0.0091	U		< 0.0045	U	
VMP-64	10	VMP-64-10-102623	10/26/2023	< 0.0057	U		< 0.0057	U		< 0.0054	U		< 0.01	U		< 0.0050	U	
VMP-64	10	VMP-64-10-012924	1/29/2024	< 0.0050	U		< 0.0050	U		**0.0081**			< 0.0088	U		< 0.0044	U	
VMP-64	10	VMP-64-10-042624	4/26/2024	< 0.0060	U		< 0.0060	U		< 0.0057	U		< 0.011	U		< 0.0053	U	
VMP-64	10	VMP-64-10-072524	7/25/2024	< 0.0052	U		< 0.0053	U		< 0.0050	U		< 0.0093	U		< 0.0046	U	
VMP-64	20	VMP-64-20-102623	10/26/2023	< 0.0054	U		< 0.0054	U		< 0.0051	U		< 0.0095	U		< 0.0047	U	
VMP-64	20	VMP-64-20-012924	1/29/2024	< 0.0052	J	U	< 0.0052	U		**0.022**			**0.032**			**0.0089**		
VMP-64	20	VMP-64-20-042624	4/26/2024	< 0.0054	U		< 0.0054	U		< 0.0051	U		< 0.0095	U		< 0.0048	U	
VMP-64	20	VMP-64-20-042624-DUP	4/26/2024	< 0.0052	U		< 0.0052	U		< 0.0050	U		< 0.0092	U		< 0.0046	U	
VMP-64	20	VMP-64-20-072524	7/25/2024	< 0.0052	U		< 0.0052	U		< 0.0049	U		< 0.0092	U		< 0.0046	U	

Notes:
Analytes shown were detected in at least one location on Table 5 or Table 6 during the current quarter or previous 3 quarters.
Blank screening criteria cell indicates analyte does not have a screening criterion.
< #.## Gray text indicates the analyte was not detected above the given reporting limit.
Bold results are detections above the reporting limit (RL), or estimated detections between the method detection limit (MDL) and RL.

Yellow cells indicate detections that exceed residential screening criteria.

Concentrations of chloroform at VMP-54 have increased since the summer of 2020, which coincided with the installation of a pool in the residents' backyard immediately northeast o VMP-54. Increased concentrations of chloroform were not observed at monitoring wells MW-3 or MW-4, which are to the west and east, respectively, of VMP-54. Chloroform is a common disinfectant byproduct in municipal water, and can be present in higher concentrations in chlorinated pool water.

Lab Qualifiers
J = Estimated value; results between the MDL and RL
U = Compound analyzed for but not detected above the RL

AECOM Qualifiers
J = Estimated detection
UJ = Estimated non-detect
U = Non-detect due to blank contamination

SEE LAST PAGE OF TABLE FOR NOTES

TABLE 6
HISTORICAL SUMMARY OF SOIL VAPOR ANALYTICAL DETECTIONS AND SCREENING RESULTS: PUBLIC WORKS YARD AND WRR - VOCS

Location	Depth (ft bgs)	Sample ID	Sample Date	Benzene			Bromodichloromethane			Butane			Carbon Tetrachloride			Chlorobenzene			Chloroform			Chloromethane			1,2-Dibromoethane (EDB)		
				2.8			450000						1.5			420			0.92						0.048		
				Result (mg/m^3)	Lab Quals	AECOM Quals	Result (mg/m^3)	Lab Quals	AECOM Quals	Result (mg/m^3)	Lab Quals	AECOM Quals	Result (mg/m^3)	Lab Quals	AECOM Quals	Result (mg/m^3)	Lab Quals	AECOM Quals	Result (mg/m^3)	Lab Quals	AECOM Quals	Result (mg/m^3)	Lab Quals	AECOM Quals	Result (mg/m^3)	Lab Quals	AECOM Quals
VMP-10	5	VMP-10-5-102623	10/26/2023	< 0.0035	U		< 0.0073	U		< 0.01	U		< 0.0068	U		< 0.0050	U		< 0.0053	U		< 0.022	U		< 0.0084	U	
VMP-10	5	VMP-10-5-012624	1/26/2024	< 0.0031	U		< 0.0065	U		< 0.0092	U		< 0.0061	U		< 0.0045	U		< 0.0047	U		< 0.02	U		< 0.0074	U	
VMP-10	5	VMP-10-5-042924	4/29/2024	< 0.0032	U		< 0.0067	U		< 0.0096	U		< 0.0063	U		< 0.0046	U		< 0.0049	U		< 0.021	U		< 0.0077	U	
VMP-10	5	VMP-10-5-072324	7/23/2024	**0.0011**	J		< 0.0075	U		< 0.011	U		< 0.0070	U		< 0.0052	U		< 0.0055	U		< 0.023	U		< 0.0086	U	
VMP-10	10	VMP-10-10-102623	10/26/2023	< 0.0034	U		< 0.0070	U		< 0.01	U		< 0.0066	U		< 0.0048	U		< 0.0051	U		< 0.022	U		< 0.0081	U	
VMP-10	10	VMP-10-10-012624	1/26/2024	< 0.0031	U		< 0.0064	U		< 0.0091	U		< 0.0060	U		< 0.0044	U		< 0.0047	U		< 0.02	U		< 0.0074	U	
VMP-10	10	VMP-10-10-012624-DUP	1/26/2024	< 0.0030	U		< 0.0063	U		< 0.0089	U		< 0.0059	U		< 0.0043	U		< 0.0046	U		< 0.019	U		< 0.0072	U	
VMP-10	10	VMP-10-10-042924	4/29/2024	< 0.0036	U		< 0.0075	U		< 0.011	U		< 0.0070	U		< 0.0051	U		< 0.0054	U		< 0.023	U		< 0.0086	U	
VMP-10	10	VMP-10-10-090924	9/9/2024	< 0.0031	U		< 0.0065	U		< 0.0093	U		< 0.0061	U		< 0.0045	U		< 0.0048	U		< 0.02	U		< 0.0075	U	
VMP-10	20	VMP-10-20-102623	10/26/2023	< 0.0032	U		< 0.0068	U		< 0.0097	U		< 0.0064	U		< 0.0047	U		< 0.0050	U		< 0.021	U		< 0.0078	U	
VMP-10	20	VMP-10-20-012624	1/26/2024	< 0.0035	U		< 0.0074	U		< 0.01	U		< 0.0070	U		< 0.0051	U		< 0.0054	U		< 0.023	U		< 0.0085	U	
VMP-10	20	VMP-10-20-042924	4/29/2024	< 0.0034	U		< 0.0071	U		< 0.01	U		< 0.0067	U		< 0.0049	U		< 0.0052	U		< 0.022	U		< 0.0082	U	
VMP-10	20	VMP-10-20-072324	7/23/2024	< 0.0038	U		**0.012**			**0.0045**	J		< 0.0074	U		< 0.0054	U		**0.05**			< 0.024	U		< 0.0091	U	
VMP-10	20	VMP-10-20-072324-DUP	7/23/2024	< 0.0036	U		**0.013**			< 0.011	U		< 0.0071	U		< 0.0052	U		**0.05**			< 0.023	U		< 0.0086	U	
VMP-10	30	VMP-10-30-102623	10/26/2023	**0.0010**	J		< 0.0069	U		< 0.0098	U		< 0.0065	U		< 0.0047	U		< 0.0050	U		< 0.021	U		< 0.0079	U	
VMP-10	30	VMP-10-30-012624	1/26/2024	< 0.0032	U		< 0.0067	U		< 0.0096	U		< 0.0063	U		< 0.0046	U		< 0.0049	U		< 0.021	U		< 0.0077	U	
VMP-10	30	VMP-10-30-042924	4/29/2024	< 0.0035	U		< 0.0073	U		< 0.01	U		< 0.0068	U		< 0.0050	U		< 0.0053	U		< 0.022	U		< 0.0084	U	
VMP-10	30	VMP-10-30-072324	7/23/2024	< 0.0040	U		**0.0032**	J		< 0.012	U		< 0.0080	U		< 0.0058	U		**0.011**			< 0.026	U		< 0.0097	U	
VMP-11	5	VMP-11-5-102523	10/25/2023	< 0.0036	U		< 0.0075	U		< 0.011	U		< 0.0071	U		< 0.0052	U		< 0.0055	U		< 0.023	U		< 0.0086	U	
VMP-11	5	VMP-11-5-012624	1/26/2024	< 0.0031	U		< 0.0065	U		< 0.0093	U		< 0.0061	U		< 0.0045	U		< 0.0048	U		< 0.02	U		< 0.0075	U	
VMP-11	5	VMP-11-5-043024	4/30/2024	< 0.0034	U		< 0.0071	U		< 0.01	U		< 0.0067	U		< 0.0049	U		< 0.0052	U		< 0.022	U		< 0.0082	U	
VMP-11	5	VMP-11-5-072324	7/23/2024	< 0.0037	U		< 0.0077	U		< 0.011	U		< 0.0073	U		< 0.0053	U		< 0.0056	U		< 0.024	U		< 0.0089	U	
VMP-11	8	VMP-11-8-102523	10/25/2023	< 0.0034	U		< 0.0070	U		< 0.01	U		< 0.0066	U		< 0.0048	U		< 0.0051	U		< 0.022	U		< 0.0081	U	
VMP-11	8	VMP-11-8-012624	1/26/2024	< 0.0032	U		< 0.0068	U		< 0.0096	U		< 0.0064	U		< 0.0047	U		< 0.0050	U		< 0.021	U		< 0.0078	U	
VMP-11	8	VMP-11-8-043024	4/30/2024	< 0.0031	U		< 0.0066	U		< 0.0094	U		< 0.0062	U		< 0.0045	U		< 0.0048	U		< 0.02	U		< 0.0076	U	
VMP-11	8	VMP-11-8-043024-DUP	4/30/2024	< 0.0032	U		< 0.0068	U		< 0.0096	U		< 0.0064	U		< 0.0046	U		< 0.0049	U		< 0.021	U		< 0.0078	U	
VMP-11	8	VMP-11-8-072324	7/23/2024	< 0.0038	U		< 0.0080	U		< 0.011	U		< 0.0075	U		< 0.0055	U		< 0.0058	U		< 0.025	U		< 0.0092	U	
VMP-11	29	VMP-11-29-102523	10/25/2023	< 0.0035	U		< 0.0073	U		< 0.01	U		< 0.0068	U		< 0.0050	U		< 0.0053	U		< 0.022	U		< 0.0084	U	
VMP-11	29	VMP-11-29-102523-DUP	10/25/2023	< 0.0034	U		< 0.0072	U		< 0.01	U		< 0.0067	U		< 0.0049	U		< 0.0052	U		< 0.022	U		< 0.0082	U	
VMP-11	29	VMP-11-29-012624	1/26/2024	< 0.0033	U		< 0.0069	U		< 0.0098	U		< 0.0065	U		< 0.0047	U		< 0.0050	U		< 0.021	U		< 0.0079	U	
VMP-11	29	VMP-11-29-043024	4/30/2024	< 0.0035	U		< 0.0074	U		< 0.01	U		< 0.0070	U		< 0.0051	U		< 0.0054	U		< 0.023	U		< 0.0085	U	
VMP-11	38	VMP-11-38-102523	10/25/2023	**0.00086**	J		< 0.0076	U		< 0.011	U		< 0.0071	U		< 0.0052	U		< 0.0055	U		< 0.023	U		< 0.0087	U	
VMP-11	38	VMP-11-38-012624	1/26/2024	< 0.0033	U		< 0.0070	U		< 0.0099	U		< 0.0065	U		< 0.0048	U		< 0.0051	U		< 0.021	U		< 0.0080	U	
VMP-12	5	VMP-12-5-110123	11/1/2023	< 0.0033	U		< 0.0069	U		< 0.0098	U		< 0.0065	U		< 0.0048	U		< 0.0050	U		< 0.021	U		< 0.0080	U	
VMP-12	5	VMP-12-5-020124	2/1/2024	< 0.0035	U		< 0.0073	U		< 0.01	U		< 0.0068	U		**0.0058**			< 0.0053	U		< 0.022	U		< 0.0083	U	
VMP-12	5	VMP-12-5-050224	5/2/2024	< 0.0038	U		< 0.0079	U		< 0.011	U		< 0.0074	U		< 0.0054	U		< 0.0058	U		< 0.024	U		< 0.0091	U	
VMP-12	5	VMP-12-5-072424	7/24/2024	< 0.0034	U		< 0.0072	U		< 0.01	U		< 0.0067	U		< 0.0049	U		< 0.0052	U		< 0.022	U		< 0.0082	U	
VMP-12	11.5	VMP-12-11.5-110123	11/1/2023	< 0.0034	U		< 0.0070	U		< 0.01	U		< 0.0066	U		< 0.0048	U		< 0.0051	U		< 0.022	U		< 0.0081	U	
VMP-12	11.5	VMP-12-11.5-020124	2/1/2024	< 0.0034	U		< 0.0072	U		< 0.01	U		< 0.0068	U		< 0.0049	U		< 0.0052	U		< 0.022	U		< 0.0083	U	
VMP-12	11.5	VMP-12-11.5-050224	5/2/2024	< 0.0035	U		< 0.0074	U		< 0.01	U		< 0.0069	U		< 0.0051	U		< 0.0054	U		< 0.023	U		< 0.0084	U	
VMP-12	11.5	VMP-12-11.5-072424	7/24/2024	< 0.0036	U		< 0.0076	U		< 0.011	U		< 0.0071	U		< 0.0052	U		< 0.0055	U		< 0.023	U		< 0.0087	U	
VMP-12	25	VMP-12-25-110123	11/1/2023	**0.0016**	J		< 0.0066	U		< 0.0093	U		**0.0044**	J		**0.0068**			**0.061**			< 0.02	U		< 0.0075	U	
VMP-12	25	VMP-12-25-020124	2/1/2024	**1.8**	J		< 9.1	U		**250**			< 8.6	U		< 6.3	U		< 6.7	U		< 28	U		< 10	U	
VMP-12	25	VMP-12-25-050224	5/2/2024	< 0.0035	U		< 0.0074	U		< 0.01	U		< 0.0070	U		< 0.0051	U		**0.0044**	J		< 0.023	U		< 0.0085	U	
VMP-12	25	VMP-12-25-072424	7/24/2024	< 0.0038	U		< 0.0080	U		< 0.011	U		< 0.0076	U		< 0.0055	U		**0.016**			< 0.025	U		< 0.0092	U	
VMP-12	39	VMP-12-39-110123	11/1/2023	**250**			< 55	U		**780**			< 52	U		< 38	U		< 40	U		< 170	U		< 63	U	
VMP-12	39	VMP-12-39-020124	2/1/2024	**150**			< 20	U		**950**			< 19	U		< 14	U		< 14	U		< 61	U		< 23	U	
VMP-12	39	VMP-12-39-050224	5/2/2024	**330**			< 190	U		**560**			< 180	U		< 130	U		< 140	U		< 230	U		< 220	U	
VMP-12	39	VMP-12-39-072424	7/24/2024	< 7.2	U		< 15	U		**240**			< 14	U		< 10	U		< 11	U		< 18	U		< 17	U	

TABLE 6
HISTORICAL SUMMARY OF SOIL VAPOR ANALYTICAL DETECTIONS AND SCREENING RESULTS: PUBLIC WORKS YARD AND WRR - VOCS

Location	Depth (ft bgs)	Sample ID	Sample Date	Benzene			Bromodichloromethane			Butane			Carbon Tetrachloride			Chlorobenzene			Chloroform			Chloromethane			1,2-Dibromoethane (EDB)		
				2.8			450000						1.5			420			0.92						0.048		
				Result (mg/m^3)	Lab Quals	AECOM Quals	Result (mg/m^3)	Lab Quals	AECOM Quals	Result (mg/m^3)	Lab Quals	AECOM Quals	Result (mg/m^3)	Lab Quals	AECOM Quals	Result (mg/m^3)	Lab Quals	AECOM Quals	Result (mg/m^3)	Lab Quals	AECOM Quals	Result (mg/m^3)	Lab Quals	AECOM Quals	Result (mg/m^3)	Lab Quals	AECOM Quals
VMP-13	5	VMP-13-5-110223	11/2/2023	< 0.0034	U		< 0.0071	U		< 0.01	U		< 0.0066	U		< 0.0048	U		0.0026	J		< 0.022	U		< 0.0081	U	
VMP-13	5	VMP-13-5-012524	1/25/2024	< 0.0033	U		< 0.0070	U		< 0.0099	U		< 0.0066	U		< 0.0048	U		< 0.0051	U		< 0.022	U		< 0.0080	U	
VMP-13	5	VMP-13-5-042924	4/29/2024	< 0.0033	U		< 0.0069	U		< 0.0098	U		< 0.0065	U		< 0.0048	U		< 0.0050	U		< 0.021	U		< 0.0080	U	
VMP-13	10.5	VMP-13-10.5-110223	11/2/2023	< 0.0033	U		< 0.0070	U		< 0.0099	U		< 0.0066	U		< 0.0048	U		0.0014	J		< 0.022	U		< 0.0080	U	
VMP-13	10.5	VMP-13-10.5-012524	1/25/2024	< 0.0032	U		< 0.0068	U		< 0.0096	U		< 0.0064	U		< 0.0046	U		< 0.0049	U		< 0.021	U		< 0.0078	U	
VMP-13	10.5	VMP-13-10.5-042924	4/29/2024	< 0.0033	U		< 0.0069	U		< 0.0098	U		< 0.0065	U		< 0.0047	U		< 0.0050	U		< 0.021	U		< 0.0079	U	
VMP-13	21.5	VMP-13-21.5-110223	11/2/2023	< 0.0034	U		< 0.0072	U		< 0.01	U		< 0.0067	U		< 0.0049	U		< 0.0052	U		< 0.022	U		< 0.0082	U	
VMP-13	21.5	VMP-13-21.5-012524	1/25/2024	0.00087	J		< 0.0066	U		< 0.0094	U		< 0.0062	U		< 0.0045	U		< 0.0048	U		< 0.02	U		< 0.0076	U	
VMP-13	21.5	VMP-13-21.5-042924	4/29/2024	< 0.0033	U		< 0.0069	U		< 0.0098	U		< 0.0065	U		< 0.0048	U		< 0.0050	U		< 0.021	U		< 0.0080	U	
VMP-13	21.5	VMP-13-21.5-042924-DUP	4/29/2024	< 0.0033	U		< 0.0069	U		< 0.0098	U		< 0.0065	U		< 0.0047	U		< 0.0050	U		< 0.021	U		< 0.0079	U	
VMP-13	29.5	VMP-13-29.5-110223	11/2/2023	< 0.0036	U		< 0.0075	U		< 0.011	U		< 0.0071	U		< 0.0052	U		0.0032	J		< 0.023	U		< 0.0086	U	
VMP-13	29.5	VMP-13-29.5-012524	1/25/2024	< 0.0032	U		< 0.0068	U		< 0.0096	U		< 0.0064	U		< 0.0046	U		< 0.0049	U		< 0.021	U		< 0.0078	U	
VMP-13	29.5	VMP-13-29.5-042924	4/29/2024	0.0021	J		< 0.0072	U		< 0.01	U		< 0.0067	U		< 0.0049	U		< 0.0052	U		< 0.022	U		< 0.0082	U	
VMP-14	5	VMP-14-5-110223	11/2/2023	< 0.0032	U		< 0.0066	U		< 0.0094	U		< 0.0062	U		< 0.0046	U		< 0.0048	U		< 0.02	U		< 0.0076	U	
VMP-14	5	VMP-14-5-012524	1/25/2024	< 0.0035	U		< 0.0073	U		0.0047	J		< 0.0069	U		< 0.0050	U		< 0.0053	U		< 0.023	U		< 0.0084	U	
VMP-14	5	VMP-14-5-042924	4/29/2024	< 0.0032	U		< 0.0067	U		< 0.0095	U		< 0.0063	U		< 0.0046	U		0.0032	J		< 0.02	U		< 0.0076	U	
VMP-14	11.5	VMP-14-11.5-110223	11/2/2023	< 0.0033	U		< 0.0069	U		< 0.0097	U		< 0.0064	U		< 0.0047	U		< 0.0050	U		< 0.021	U		< 0.0079	U	
VMP-14	11.5	VMP-14-11.5-110223-DUP	11/2/2023	< 0.0031	U		< 0.0065	U		< 0.0092	U		< 0.0061	U		< 0.0045	U		< 0.0047	U		< 0.02	U		< 0.0074	U	
VMP-14	11.5	VMP-14-11.5-012524	1/25/2024	< 0.0035	U		< 0.0073	U		< 0.01	U		< 0.0068	U		< 0.0050	U		< 0.0053	U		< 0.022	U		< 0.0084	U	
VMP-14	11.5	VMP-14-11.5-042924	4/29/2024	< 0.0033	U		< 0.0069	U		< 0.0098	U		< 0.0065	U		< 0.0047	U		0.0029	J		< 0.021	U		< 0.0079	U	
VMP-14	20	VMP-14-20-110223	11/2/2023	0.0032			< 0.0068	U		< 0.0096	U		< 0.0064	U		< 0.0046	U		< 0.0049	U		< 0.021	U		< 0.0078	U	
VMP-14	20	VMP-14-20-012524	1/25/2024	0.0062			< 0.0071	U		0.0036	J		< 0.0067	U		< 0.0049	U		< 0.0052	U		< 0.022	U		< 0.0081	U	
VMP-14	20	VMP-14-20-042924	4/29/2024	< 0.0034	U		< 0.0071	U		< 0.01	U		< 0.0067	U		< 0.0049	U		< 0.0052	U		< 0.022	U		< 0.0082	U	
VMP-14	29	VMP-14-29-110223	11/2/2023	< 0.0033	U		< 0.0069	U		< 0.0098	U		< 0.0065	U		< 0.0048	U		< 0.0050	U		< 0.021	U		< 0.0080	U	
VMP-14	29	VMP-14-29-012524	1/25/2024	< 0.0033	U		< 0.0070	U		< 0.0099	U		< 0.0065	U		< 0.0048	U		< 0.0051	U		< 0.021	U		< 0.0080	U	
VMP-14	29	VMP-14-29-042924	4/29/2024	0.0013	J		< 0.0069	U		< 0.0098	U		< 0.0065	U		< 0.0048	U		< 0.0050	U		< 0.021	U		< 0.0080	U	
VMP-15	5	VMP-15-5-103023	10/30/2023	0.0014	J		< 0.0068	U		< 0.0096	U		< 0.0064	U		< 0.0046	U		0.0012	J		< 0.021	U		< 0.0078	U	
VMP-15	5	VMP-15-5-012524	1/25/2024	< 0.0034	U		< 0.0071	U		< 0.01	U		< 0.0067	U		< 0.0049	U		< 0.0052	U		< 0.022	U		< 0.0081	U	
VMP-15	5	VMP-15-5-043024	4/30/2024	< 0.0035	U		< 0.0073	U		< 0.01	U		< 0.0069	U		< 0.0050	U		< 0.0053	U		< 0.023	U		< 0.0084	U	
VMP-15	5	VMP-15-5-072324	7/23/2024	< 0.0036	U		< 0.0076	U		< 0.011	U		< 0.0071	U		< 0.0052	U		< 0.0055	U		< 0.023	U		< 0.0087	U	
VMP-15	21.5	VMP-15-21.5-103023	10/30/2023	< 0.0032	U		< 0.0068	U		< 0.0096	U		< 0.0064	U		< 0.0046	U		0.0025	J		< 0.021	U		< 0.0078	U	
VMP-15	21.5	VMP-15-21.5-103023-DUP	10/30/2023	< 0.0034	U		< 0.0072	U		< 0.01	U		< 0.0067	U		< 0.0049	U		0.0022	J		< 0.022	U		< 0.0082	U	
VMP-15	21.5	VMP-15-21.5-012524	1/25/2024	0.0012	J		< 0.0069	U		< 0.0098	U		< 0.0065	U		< 0.0047	U		0.0017	J		< 0.021	U		< 0.0079	U	
VMP-15	21.5	VMP-15-21.5-043024	4/30/2024	< 0.0036	U		< 0.0075	U		< 0.011	U		< 0.0070	U		< 0.0052	U		< 0.0055	U		< 0.023	U		< 0.0086	U	
VMP-15	21.5	VMP-15-21.5-072324	7/23/2024	0.0013	J		< 0.0064	U		< 0.0091	U		< 0.0060	U		< 0.0044	U		< 0.0047	U		< 0.02	U		< 0.0074	U	
VMP-15	25.5	VMP-15-25.5-103023	10/30/2023	< 0.0032	U		< 0.0068	U		< 0.0096	U		< 0.0064	U		< 0.0046	U		0.027			< 0.021	U		< 0.0078	U	
VMP-15	25.5	VMP-15-25.5-012524	1/25/2024	< 0.0034	U		< 0.0072	U		< 0.01	U		< 0.0067	U		< 0.0049	U		0.0084			< 0.022	U		< 0.0082	U	
VMP-15	25.5	VMP-15-25.5-043024	4/30/2024	< 0.0037	U		< 0.0077	U		< 0.011	U		< 0.0072	U		< 0.0053	U		0.0074			< 0.024	U		< 0.0088	U	
VMP-15	25.5	VMP-15-25.5-072324	7/23/2024	< 0.0037	U		< 0.0077	U		< 0.011	U		< 0.0072	U		< 0.0053	U		0.017			< 0.024	U		< 0.0088	U	
VMP-15	29	VMP-15-29-103023	10/30/2023	< 0.0031	U		0.0024	J		< 0.0092	U		< 0.0061	U		< 0.0045	U		0.054			< 0.02	U		< 0.0074	U	
VMP-15	29	VMP-15-29-012524	1/25/2024	< 0.0034	U		< 0.0072	U		< 0.01	U		< 0.0067	U		< 0.0049	U		0.018			< 0.022	U		< 0.0082	U	
VMP-15	29	VMP-15-29-043024	4/30/2024	< 0.0037	U		< 0.0077	U		< 0.011	U		< 0.0073	U		< 0.0053	U		0.022			< 0.024	U		< 0.0089	U	
VMP-15	29	VMP-15-29-072324	7/23/2024	< 0.0035	U		< 0.0074	U		< 0.01	U		< 0.0069	U		< 0.0051	U		0.03			< 0.023	U		< 0.0084	U	
VMP-16	5	VMP-16-5-110123	11/1/2023	< 0.0032	U		< 0.0068	U		< 0.0096	U		< 0.0064	U		< 0.0046	U		< 0.0049	U		< 0.021	U		< 0.0078	U	
VMP-16	5	VMP-16-5-020124	2/1/2024	0.0012	J		< 0.0070	U		< 0.01	U		< 0.0066	U		< 0.0048	U		< 0.0051	U		< 0.022	U		< 0.0081	U	
VMP-16	5	VMP-16-5-050224	5/2/2024	< 0.0036	U		< 0.0076	U		< 0.011	U		< 0.0071	U		< 0.0052	U		< 0.0055	U		< 0.023	U		< 0.0087	U	
VMP-16	5	VMP-16-5-072424	7/24/2024	0.0022	J		< 0.0078	U		< 0.011	U		< 0.0073	U		< 0.0053	U		< 0.0057	U		< 0.024	U		< 0.0089	U	
VMP-16	13.5	VMP-16-13.5-120123	12/1/2023	33			< 1.8	U		270			< 1.7	U		< 1.2	U		< 1.3	U		< 2.2	U		< 2	U	
VMP-16	13.5	VMP-16-13.5-022924	2/29/2024	0.95	J		< 3.8	U		33			< 3.6	U		< 2.6	U		< 2.8	U		< 4.7	U		< 4.4	U	
VMP-16	13.5	VMP-16-13.5-050224	5/2/2024	7.9			< 15	U		72			< 14	U		< 10	U		< 11	U		< 18	U		< 17	U	
VMP-16	13.5	VMP-16-13.5-072424	7/24/2024	< 0.13	U		0.53			< 0.38	U		< 0.25	U		< 0.18	U		< 0.2	U		< 0.33	U		< 0.31	U	

SEE LAST PAGE OF TABLE FOR NOTES

TABLE 6
HISTORICAL SUMMARY OF SOIL VAPOR ANALYTICAL DETECTIONS AND SCREENING RESULTS: PUBLIC WORKS YARD AND WRR - VOCS

Location	Depth (ft bgs)	Sample ID	Sample Date	Benzene			Bromodichloromethane			Butane			Carbon Tetrachloride			Chlorobenzene			Chloroform			Chloromethane			1,2-Dibromoethane (EDB)		
				2.8			450000						1.5			420			0.92						0.048		
				Result (mg/m^3)	Lab Quals	AECOM Quals	Result (mg/m^3)	Lab Quals	AECOM Quals	Result (mg/m^3)	Lab Quals	AECOM Quals	Result (mg/m^3)	Lab Quals	AECOM Quals	Result (mg/m^3)	Lab Quals	AECOM Quals	Result (mg/m^3)	Lab Quals	AECOM Quals	Result (mg/m^3)	Lab Quals	AECOM Quals	Result (mg/m^3)	Lab Quals	AECOM Quals
VMP-16	19	VMP-16-19-110123	11/1/2023	58			< 9.8	U		360			< 9.2	U		< 6.7	U		< 7.1	U		< 30	U		< 11	U	
VMP-16	19	VMP-16-19-020124	2/1/2024	51			< 11	U		290			< 10	U		< 7.6	U		< 8	U		< 34	U		< 13	U	
VMP-16	19	VMP-16-19-050224	5/2/2024	35			< 19	U		170			< 18	U		< 13	U		< 14	U		< 23	U		< 22	U	
VMP-16	19	VMP-16-19-072424	7/24/2024	4.7	J		< 16	U		100			< 15	U		< 11	U		< 11	U		< 19	U		< 18	U	
VMP-16	31	VMP-16-31-110123	11/1/2023	230			< 32	U		300			< 30	U		< 22	U		< 23	U		< 97	U		< 36	U	
VMP-16	31	VMP-16-31-020124	2/1/2024	260			< 13	U		360			< 13	U		< 9.2	U		< 9.8	U		< 42	U		< 15	U	
VMP-16	31	VMP-16-31-050224	5/2/2024	200			< 37	U		200			< 35	U		< 25	U		< 27	U		< 45	U		< 42	U	
VMP-16	31	VMP-16-31-072424	7/24/2024	45			< 16	U		86			< 15	U		< 11	U		< 12	U		< 20	U		< 18	U	
VMP-17	5	VMP-17-5-110223	11/2/2023	< 0.0035	U		< 0.0074	U		< 0.01	U		< 0.0070	U		< 0.0051	U		< 0.0054	U		< 0.023	U		< 0.0085	U	
VMP-17	5	VMP-17-5-110223-DUP	11/2/2023	< 0.0032	U		< 0.0066	U		< 0.0094	U		< 0.0062	U		< 0.0046	U		< 0.0048	U		< 0.02	U		< 0.0076	U	
VMP-17	5	VMP-17-5-020124	2/1/2024	< 0.0036	U		< 0.0076	U		< 0.011	U		< 0.0071	U		< 0.0052	U		< 0.0055	U		< 0.023	U		< 0.0087	U	
VMP-17	5	VMP-17-5-043024	4/30/2024	< 0.0034	U		< 0.0071	U		< 0.01	U		< 0.0067	U		< 0.0049	U		< 0.0052	U		< 0.022	U		< 0.0082	U	
VMP-25	5	VMP-25-5-110123	11/1/2023	0.0077	J		< 0.019	U		0.28			< 0.017	U		< 0.013	U		0.011	J		< 0.057	U		< 0.021	U	
VMP-25	5	VMP-25-5-110123-DUP	11/1/2023	0.0060			< 0.011	U		0.27			< 0.01	U		< 0.0074	U		0.0093			< 0.033	U		< 0.012	U	
VMP-25	5	VMP-25-5-072324	7/23/2024	0.017			< 0.0097	U		1.3			< 0.0091	U		< 0.0066	U		< 0.0070	U		< 0.03	U		0.0077	J	
VMP-25	5	VMP-25-5-072324-DUP	7/23/2024	0.017			< 0.0097	U		1.3			< 0.0091	U		< 0.0067	U		< 0.0071	U		< 0.03	U		< 0.011	U	
VMP-25	9.5	VMP-25-9.5-072324	7/23/2024	0.017			< 0.013	U		2.2			< 0.012	U		< 0.0090	U		< 0.0095	U		< 0.04	U		< 0.015	U	
VMP-25	9.5	VMP-25-9.5-072324-DUP	7/23/2024	0.018			< 0.033	U		2			< 0.031	U		< 0.023	U		< 0.024	U		< 0.1	U		< 0.038	U	
VMP-41	10	VMP-41-10-102623	10/26/2023	< 0.0035	U		< 0.0074	U		< 0.01	U		< 0.0069	U		< 0.0051	U		< 0.0054	U		< 0.023	U		< 0.0084	U	
VMP-41	10	VMP-41-10-012624	1/26/2024	< 0.0032	U		< 0.0068	U		< 0.0096	U		< 0.0064	U		< 0.0046	U		< 0.0049	U		< 0.021	U		< 0.0078	U	
VMP-41	10	VMP-41-10-043024	4/30/2024	< 0.0034	U		< 0.0072	U		< 0.01	U		< 0.0067	U		< 0.0049	U		< 0.0052	U		< 0.022	U		< 0.0082	U	
VMP-41	10	VMP-41-10-072324	7/23/2024	0.0023	J		< 0.0074	U		< 0.01	U		< 0.0070	U		< 0.0051	U		< 0.0054	U		< 0.023	U		< 0.0085	U	
VMP-41	20	VMP-41-20-102623	10/26/2023	< 0.0036	U		< 0.0077	U		< 0.011	U		< 0.0072	U		< 0.0053	U		< 0.0056	U		< 0.024	U		< 0.0088	U	
VMP-41	20	VMP-41-20-012624	1/26/2024	< 0.0033	U		< 0.0070	U		< 0.0099	U		< 0.0065	U		< 0.0048	U		< 0.0051	U		< 0.021	U		< 0.0080	U	
VMP-41	20	VMP-41-20-043024	4/30/2024	< 0.0037	U		< 0.0077	U		< 0.011	U		< 0.0072	U		< 0.0053	U		< 0.0056	U		< 0.024	U		< 0.0088	U	
VMP-41	20	VMP-41-20-072324	7/23/2024	< 0.0037	U		< 0.0078	U		< 0.011	U		< 0.0073	U		< 0.0054	U		< 0.0057	U		< 0.024	U		< 0.0090	U	
VMP-41	26	VMP-41-26-102623	10/26/2023	< 0.0034	U		< 0.0072	U		< 0.01	U		< 0.0068	U		< 0.0050	U		< 0.0053	U		< 0.022	U		< 0.0083	U	
VMP-41	26	VMP-41-26-102623-DUP	10/26/2023	< 0.0035	U		< 0.0073	U		< 0.01	U		< 0.0068	U		< 0.0050	U		< 0.0053	U		< 0.022	U		< 0.0084	U	
VMP-41	26	VMP-41-26-012624	1/26/2024	< 0.0032	U		< 0.0067	U		< 0.0095	U		< 0.0063	U		< 0.0046	U		< 0.0049	U		< 0.021	U		< 0.0077	U	
VMP-41	26	VMP-41-26-043024	4/30/2024	< 0.0036	U		< 0.0075	U		< 0.011	U		< 0.0071	U		< 0.0052	U		< 0.0055	U		< 0.023	U		< 0.0086	U	
VMP-41	26	VMP-41-26-072324	7/23/2024	0.0012	J		< 0.0067	U		0.0054	J		< 0.0063	U		< 0.0046	U		< 0.0049	U		< 0.021	U		< 0.0077	U	
VMP-55	20	VMP-55-20-103023	10/30/2023	< 1.2	U		< 2.4	U		28			< 2.3	U		< 1.7	U		< 1.8	U		< 7.5	U		< 2.8	U	
VMP-55	20	VMP-55-20-012524	1/25/2024	< 0.7	U		< 1.5	U		31			< 1.4	U		< 1	U		< 1.1	U		< 1.8	U		< 1.7	U	
VMP-55	20	VMP-55-20-043024	4/30/2024	< 21	U		< 43	U		220			< 40	U		< 30	U		< 31	U		< 53	U		< 50	U	
VMP-55	20	VMP-55-20-072324	7/23/2024	< 17	U		< 37	U		680			< 34	U		< 25	U		< 27	U		< 45	U		< 42	U	

Shell Oil Products US
Roxana, Illinois

SEE LAST PAGE OF TABLE FOR NOTES

TABLE 6
HISTORICAL SUMMARY OF SOIL VAPOR ANALYTICAL DETECTIONS AND SCREENING RESULTS: PUBLIC WORKS YARD AND WRR - VOCS

Location	Depth (ft bgs)	Sample ID	Sample Date	1,4-Dichlorobenzene			Dichlorodifluoromethane			1,2-Dichloroethane			Dichloromethane (Methylene Chloride)			1,4-Dioxane			Ethanol			Ethylbenzene			4-Ethyltoluene		
				6800			1700			0.81			45			2.3						9.3					
				Result (mg/m^3)	Lab Quals	AECOM Quals	Result (mg/m^3)	Lab Quals	AECOM Quals	Result (mg/m^3)	Lab Quals	AECOM Quals	Result (mg/m^3)	Lab Quals	AECOM Quals	Result (mg/m^3)	Lab Quals	AECOM Quals	Result (mg/m^3)	Lab Quals	AECOM Quals	Result (mg/m^3)	Lab Quals	AECOM Quals	Result (mg/m^3)	Lab Quals	AECOM Quals
VMP-10	5	VMP-10-5-102623	10/26/2023	< 0.0066	U		< 0.0054	U		< 0.0044	U		< 0.038	U		< 0.016	U		< 0.02	U		< 0.0047	U		< 0.0054	U	
VMP-10	5	VMP-10-5-012624	1/26/2024	< 0.0058	U		< 0.0048	U		< 0.0039	U		< 0.034	U		< 0.014	U		< 0.018	U		< 0.0042	U		< 0.0048	U	
VMP-10	5	VMP-10-5-042924	4/29/2024	< 0.0060	U		< 0.0050	U		< 0.0041	U		< 0.035	U		< 0.014	U		< 0.019	U		< 0.0044	U		< 0.0049	U	
VMP-10	5	VMP-10-5-072324	7/23/2024	< 0.0067	U		< 0.0055	U		< 0.0045	U		< 0.039	U		< 0.016	U		**0.014**	J		< 0.0049	U		< 0.0055	U	
VMP-10	10	VMP-10-10-102623	10/26/2023	< 0.0063	U		< 0.0052	U		< 0.0042	U		< 0.036	U		< 0.015	U		< 0.02	U		< 0.0046	U		< 0.0052	U	
VMP-10	10	VMP-10-10-012624	1/26/2024	< 0.0058	U		< 0.0047	U		< 0.0039	U		< 0.033	U		< 0.014	U		< 0.018	U		< 0.0042	U		< 0.0047	U	
VMP-10	10	VMP-10-10-012624-DUP	1/26/2024	< 0.0056	U		< 0.0046	U		< 0.0038	U		< 0.032	U		< 0.013	U		< 0.018	U		< 0.0040	U		< 0.0046	U	
VMP-10	10	VMP-10-10-042924	4/29/2024	< 0.0067	U		< 0.0055	U		< 0.0045	U		< 0.039	U		< 0.016	U		< 0.021	U		< 0.0048	U		< 0.0055	U	
VMP-10	10	VMP-10-10-090924	9/9/2024	< 0.0059	U		**0.0024**	J		< 0.0039	U		< 0.034	U		< 0.014	U		< 0.018	U		< 0.0042	U		< 0.0048	U	
VMP-10	20	VMP-10-20-102623	10/26/2023	< 0.0061	U		< 0.0050	U		< 0.0041	U		< 0.035	U		< 0.015	U		< 0.019	U		< 0.0044	U		< 0.0050	U	
VMP-10	20	VMP-10-20-012624	1/26/2024	< 0.0066	U		< 0.0055	U		< 0.0045	U		< 0.038	U		< 0.016	U		< 0.021	U		**0.011**			< 0.0054	U	
VMP-10	20	VMP-10-20-042924	4/29/2024	< 0.0064	U		< 0.0053	U		< 0.0043	U		< 0.037	U		< 0.015	U		< 0.02	U		< 0.0046	U		< 0.0052	U	
VMP-10	20	VMP-10-20-072324	7/23/2024	< 0.0071	U		< 0.0058	U		< 0.0048	U		< 0.041	U		< 0.017	U		< 0.022	U		< 0.0051	U		< 0.0058	U	
VMP-10	20	VMP-10-20-072324-DUP	7/23/2024	< 0.0068	U		< 0.0056	U		< 0.0046	U		< 0.039	U		< 0.016	U		< 0.021	U		< 0.0049	U		< 0.0055	U	
VMP-10	30	VMP-10-30-102623	10/26/2023	< 0.0062	U		< 0.0051	U		< 0.0042	U		< 0.036	U		< 0.015	U		< 0.019	U		< 0.0045	U		< 0.0051	U	
VMP-10	30	VMP-10-30-012624	1/26/2024	< 0.0060	U		< 0.0050	U		< 0.0041	U		< 0.035	U		< 0.014	U		< 0.019	U		< 0.0044	U		< 0.0049	U	
VMP-10	30	VMP-10-30-042924	4/29/2024	< 0.0066	U		< 0.0054	U		< 0.0044	U		< 0.038	U		< 0.016	U		< 0.02	U		< 0.0047	U		< 0.0054	U	
VMP-10	30	VMP-10-30-072324	7/23/2024	< 0.0076	U		< 0.0062	U		< 0.0051	U		< 0.044	U		< 0.018	U		< 0.024	U		< 0.0055	U		< 0.0062	U	
VMP-11	5	VMP-11-5-102523	10/25/2023	< 0.0068	U		< 0.0056	U		< 0.0046	U		< 0.039	U		< 0.016	U		< 0.021	U		< 0.0049	U		< 0.0055	U	
VMP-11	5	VMP-11-5-012624	1/26/2024	< 0.0059	U		< 0.0048	U		< 0.0039	U		< 0.034	U		< 0.014	U		< 0.018	U		< 0.0042	U		< 0.0048	U	
VMP-11	5	VMP-11-5-043024	4/30/2024	< 0.0064	U		< 0.0053	U		< 0.0043	U		< 0.037	U		< 0.015	U		< 0.02	U		< 0.0046	U		< 0.0052	U	
VMP-11	5	VMP-11-5-072324	7/23/2024	< 0.0069	U		< 0.0057	U		< 0.0047	U		< 0.04	U		< 0.017	U		< 0.022	U		< 0.0050	U		< 0.0057	U	
VMP-11	8	VMP-11-8-102523	10/25/2023	< 0.0063	U		< 0.0052	U		< 0.0042	U		< 0.036	U		< 0.015	U		< 0.02	U		< 0.0046	U		< 0.0052	U	
VMP-11	8	VMP-11-8-012624	1/26/2024	< 0.0061	U		< 0.0050	U		< 0.0041	U		< 0.035	U		< 0.015	U		< 0.019	U		< 0.0044	U		< 0.0050	U	
VMP-11	8	VMP-11-8-043024	4/30/2024	< 0.0059	U		< 0.0049	U		< 0.0040	U		< 0.034	U		< 0.014	U		< 0.018	U		< 0.0043	U		< 0.0048	U	
VMP-11	8	VMP-11-8-043024-DUP	4/30/2024	< 0.0061	U		< 0.0050	U		< 0.0041	U		< 0.035	U		< 0.014	U		< 0.019	U		< 0.0044	U		< 0.0050	U	
VMP-11	8	VMP-11-8-072324	7/23/2024	< 0.0072	U		< 0.0059	U		< 0.0048	U		< 0.042	U		< 0.017	U		< 0.022	U		< 0.0052	U		< 0.0059	U	
VMP-11	29	VMP-11-29-102523	10/25/2023	< 0.0066	U		< 0.0054	U		< 0.0044	U		< 0.038	U		< 0.016	U		< 0.02	U		< 0.0047	U		< 0.0054	U	
VMP-11	29	VMP-11-29-102523-DUP	10/25/2023	< 0.0064	U		**0.0033**	J		< 0.0043	U		< 0.037	U		< 0.015	U		< 0.02	U		< 0.0046	U		< 0.0053	U	
VMP-11	29	VMP-11-29-012624	1/26/2024	< 0.0062	U		< 0.0051	U		< 0.0042	U		< 0.036	U		< 0.015	U		< 0.019	U		< 0.0045	U		< 0.0051	U	
VMP-11	29	VMP-11-29-043024	4/30/2024	< 0.0067	U		< 0.0055	U		< 0.0045	U		< 0.038	U		< 0.016	U		< 0.021	U		< 0.0048	U		< 0.0054	U	
VMP-11	38	VMP-11-38-102523	10/25/2023	< 0.0068	U		< 0.0056	U		< 0.0046	U		< 0.039	U		< 0.016	U		< 0.021	U		< 0.0049	U		< 0.0056	U	
VMP-11	38	VMP-11-38-012624	1/26/2024	< 0.0062	U		< 0.0051	U		< 0.0042	U		< 0.036	U		< 0.015	U		< 0.02	U		< 0.0045	U		< 0.0051	U	
VMP-12	5	VMP-12-5-110123	11/1/2023	< 0.0062	U		**0.0025**	J		< 0.0042	U		< 0.036	U		< 0.015	U		< 0.02	U		< 0.0045	U		< 0.0051	U	
VMP-12	5	VMP-12-5-020124	2/1/2024	< 0.0065	U		< 0.0054	U		< 0.0044	U		< 0.038	U		< 0.016	U		< 0.02	U		< 0.0047	U		< 0.0053	U	
VMP-12	5	VMP-12-5-050224	5/2/2024	< 0.0071	U		< 0.0058	U		< 0.0048	U		< 0.041	U		**0.0077**	J		< 0.022	U		< 0.0051	U		< 0.0058	U	
VMP-12	5	VMP-12-5-072424	7/24/2024	< 0.0064	U		< 0.0053	U		< 0.0043	U		< 0.037	U		**0.017**			< 0.02	U		< 0.0046	U		< 0.0053	U	
VMP-12	11.5	VMP-12-11.5-110123	11/1/2023	< 0.0063	U		< 0.0052	U		< 0.0042	U		< 0.036	U		< 0.015	U		< 0.02	U		< 0.0046	U		< 0.0052	U	
VMP-12	11.5	VMP-12-11.5-020124	2/1/2024	< 0.0065	U		< 0.0053	U		< 0.0044	U		< 0.037	U		< 0.015	U		< 0.02	U		< 0.0047	U		< 0.0053	U	
VMP-12	11.5	VMP-12-11.5-050224	5/2/2024	< 0.0066	U		< 0.0054	U		< 0.0044	U		< 0.038	U		< 0.016	U		< 0.021	U		< 0.0048	U		< 0.0054	U	
VMP-12	11.5	VMP-12-11.5-072424	7/24/2024	< 0.0068	U		< 0.0056	U		< 0.0046	U		< 0.039	U		< 0.016	U		< 0.021	U		< 0.0049	U		< 0.0056	U	
VMP-12	25	VMP-12-25-110123	11/1/2023	< 0.0059	U		< 0.0048	U		< 0.0040	U		< 0.034	U		< 0.014	U		< 0.018	U		< 0.0042	U		< 0.0048	U	
VMP-12	25	VMP-12-25-020124	2/1/2024	< 8.2	U		< 6.8	U		< 5.5	U		< 47	U		< 20	U		**14**	J		**7.1**			**12**	**CN**	**J**
VMP-12	25	VMP-12-25-050224	5/2/2024	< 0.0066	U		< 0.0055	U		< 0.0045	U		< 0.038	U		< 0.016	U		< 0.021	U		< 0.0048	U		< 0.0054	U	
VMP-12	25	VMP-12-25-072424	7/24/2024	< 0.0072	U		< 0.0059	U		< 0.0048	U		< 0.042	U		< 0.017	U		< 0.023	U		< 0.0052	U		< 0.0059	U	
VMP-12	39	VMP-12-39-110123	11/1/2023	< 49	U		< 40	U		< 33	U		< 280	U		< 120	U		< 150	U		**23**	J		< 40	U	
VMP-12	39	VMP-12-39-020124	2/1/2024	< 18	U		< 15	U		< 12	U		< 100	U		< 43	U		**42**	J		**12**	J		< 15	U	
VMP-12	39	VMP-12-39-050224	5/2/2024	< 170	U		< 140	U		< 110	U		< 390	U		< 400	U		< 260	U		< 120	U		< 140	U	
VMP-12	39	VMP-12-39-072424	7/24/2024	< 14	U		< 11	U		< 9.1	U		< 31	U		< 32	U		< 21	U		< 9.8	U		< 11	U	

TABLE 6
HISTORICAL SUMMARY OF SOIL VAPOR ANALYTICAL DETECTIONS AND SCREENING RESULTS: PUBLIC WORKS YARD AND WRR - VOCS

Location	Depth (ft bgs)	Sample ID	Sample Date	1,4-Dichlorobenzene			Dichlorodifluoromethane			1,2-Dichloroethane			Dichloromethane (Methylene Chloride)			1,4-Dioxane			Ethanol			Ethylbenzene			4-Ethyltoluene		
				6800			1700			0.81			45			2.3						9.3					
				Result (mg/m^3)	Lab Quals	AECOM Quals	Result (mg/m^3)	Lab Quals	AECOM Quals	Result (mg/m^3)	Lab Quals	AECOM Quals	Result (mg/m^3)	Lab Quals	AECOM Quals	Result (mg/m^3)	Lab Quals	AECOM Quals	Result (mg/m^3)	Lab Quals	AECOM Quals	Result (mg/m^3)	Lab Quals	AECOM Quals	Result (mg/m^3)	Lab Quals	AECOM Quals
VMP-13	5	VMP-13-5-110223	11/2/2023	< 0.0063	U		< 0.0052	U		< 0.0043	U		< 0.037	U		< 0.015	U		< 0.02	U		< 0.0046	U		< 0.0052	U	
VMP-13	5	VMP-13-5-012524	1/25/2024	< 0.0063	U		< 0.0052	U		< 0.0042	U		< 0.036	U		< 0.015	U		< 0.02	U		< 0.0045	U		< 0.0051	U	
VMP-13	5	VMP-13-5-042924	4/29/2024	< 0.0062	U		< 0.0051	U		< 0.0042	U		< 0.036	U		< 0.015	U		< 0.02	U		< 0.0045	U		< 0.0051	U	
VMP-13	10.5	VMP-13-10.5-110223	11/2/2023	< 0.0063	U		< 0.0052	U		< 0.0042	U		< 0.036	U		< 0.015	U		< 0.02	U		< 0.0045	U		< 0.0051	U	
VMP-13	10.5	VMP-13-10.5-012524	1/25/2024	< 0.0061	U		< 0.0050	U		< 0.0041	U		< 0.035	U		< 0.014	U		< 0.019	U		< 0.0044	U		< 0.0050	U	
VMP-13	10.5	VMP-13-10.5-042924	4/29/2024	< 0.0062	U		< 0.0051	U		< 0.0042	U		< 0.036	U		< 0.015	U		< 0.019	U		< 0.0045	U		< 0.0051	U	
VMP-13	21.5	VMP-13-21.5-110223	11/2/2023	< 0.0064	U		< 0.0053	U		< 0.0043	U		< 0.037	U		< 0.015	U		< 0.02	U		< 0.0046	U		< 0.0053	U	
VMP-13	21.5	VMP-13-21.5-012524	1/25/2024	< 0.0059	U		< 0.0049	U		< 0.0040	U		< 0.034	U		< 0.014	U		< 0.018	U		**0.0016**	**J**		**0.0015**	**J**	
VMP-13	21.5	VMP-13-21.5-042924	4/29/2024	< 0.0062	U		< 0.0051	U		< 0.0042	U		< 0.036	U		< 0.015	U		< 0.02	U		< 0.0045	U		< 0.0051	U	
VMP-13	21.5	VMP-13-21.5-042924-DUP	4/29/2024	< 0.0062	U		< 0.0051	U		< 0.0042	U		< 0.036	U		< 0.015	U		< 0.019	U		< 0.0045	U		< 0.0051	U	
VMP-13	29.5	VMP-13-29.5-110223	11/2/2023	< 0.0068	U		< 0.0056	U		< 0.0046	U		< 0.039	U		< 0.016	U		< 0.021	U		< 0.0049	U		< 0.0055	U	
VMP-13	29.5	VMP-13-29.5-012524	1/25/2024	< 0.0061	U		< 0.0050	U		< 0.0041	U		< 0.035	U		< 0.014	U		< 0.019	U		< 0.0044	U		< 0.0050	U	
VMP-13	29.5	VMP-13-29.5-042924	4/29/2024	< 0.0064	U		< 0.0053	U		< 0.0043	U		< 0.037	U		< 0.015	U		< 0.02	U		**0.0011**	**J**		< 0.0053	U	
VMP-14	5	VMP-14-5-110223	11/2/2023	< 0.0060	U		< 0.0049	U		< 0.0040	U		< 0.034	U		< 0.014	U		< 0.019	U		< 0.0043	U		< 0.0049	U	
VMP-14	5	VMP-14-5-012524	1/25/2024	< 0.0066	U		< 0.0054	U		< 0.0044	U		< 0.038	U		< 0.016	U		< 0.021	U		**0.0064**			**0.015**		
VMP-14	5	VMP-14-5-042924	4/29/2024	< 0.0060	U		< 0.0049	U		< 0.0040	U		< 0.034	U		< 0.014	U		< 0.019	U		< 0.0043	U		< 0.0049	U	
VMP-14	11.5	VMP-14-11.5-110223	11/2/2023	< 0.0062	U		< 0.0051	U		< 0.0041	U		< 0.036	U		< 0.015	U		< 0.019	U		< 0.0044	U		< 0.0050	U	
VMP-14	11.5	VMP-14-11.5-110223-DUP	11/2/2023	< 0.0058	U		< 0.0048	U		< 0.0039	U		< 0.034	U		< 0.014	U		< 0.018	U		< 0.0042	U		< 0.0048	U	
VMP-14	11.5	VMP-14-11.5-012524	1/25/2024	< 0.0066	U		< 0.0054	U		< 0.0044	U		< 0.038	U		< 0.016	U		< 0.02	U		< 0.0047	U		< 0.0054	U	
VMP-14	11.5	VMP-14-11.5-042924	4/29/2024	< 0.0062	U		< 0.0051	U		< 0.0042	U		< 0.036	U		< 0.015	U		< 0.019	U		< 0.0045	U		< 0.0051	U	
VMP-14	20	VMP-14-20-110223	11/2/2023	< 0.0061	U		< 0.0050	U		< 0.0041	U		< 0.035	U		< 0.014	U		< 0.019	U		**0.0014**	**J**		< 0.0050	U	
VMP-14	20	VMP-14-20-012524	1/25/2024	< 0.0064	U		< 0.0052	U		< 0.0043	U		< 0.037	U		< 0.015	U		< 0.02	U		< 0.0046	U		< 0.0052	U	
VMP-14	20	VMP-14-20-042924	4/29/2024	< 0.0064	U		< 0.0053	U		< 0.0043	U		< 0.037	U		< 0.015	U		< 0.02	U		< 0.0046	U		< 0.0052	U	
VMP-14	29	VMP-14-29-110223	11/2/2023	< 0.0062	U		< 0.0051	U		< 0.0042	U		< 0.036	U		< 0.015	U		< 0.02	U		< 0.0045	U		< 0.0051	U	
VMP-14	29	VMP-14-29-012524	1/25/2024	< 0.0062	U		< 0.0051	U		< 0.0042	U		< 0.036	U		< 0.015	U		< 0.02	U		< 0.0045	U		< 0.0051	U	
VMP-14	29	VMP-14-29-042924	4/29/2024	< 0.0062	U		< 0.0051	U		< 0.0042	U		< 0.036	U		< 0.015	U		< 0.02	U		< 0.0045	U		< 0.0051	U	
VMP-15	5	VMP-15-5-103023	10/30/2023	< 0.0061	U		< 0.0050	U		< 0.0041	U		< 0.035	U		< 0.014	U		< 0.019	U		< 0.0044	U		< 0.0050	U	
VMP-15	5	VMP-15-5-012524	1/25/2024	< 0.0064	U		< 0.0052	U		< 0.0043	U		< 0.037	U		< 0.015	U		< 0.02	U		< 0.0046	U		< 0.0052	U	
VMP-15	5	VMP-15-5-043024	4/30/2024	< 0.0066	U		< 0.0054	U		< 0.0044	U		< 0.038	U		< 0.016	U		< 0.021	U		< 0.0048	U		< 0.0054	U	
VMP-15	5	VMP-15-5-072324	7/23/2024	< 0.0068	U		< 0.0056	U		< 0.0046	U		< 0.039	U		< 0.016	U		< 0.021	U		< 0.0049	U		< 0.0056	U	
VMP-15	21.5	VMP-15-21.5-103023	10/30/2023	< 0.0061	U		< 0.0050	U		< 0.0041	U		< 0.035	U		< 0.014	U		< 0.019	U		< 0.0044	U		< 0.0050	U	
VMP-15	21.5	VMP-15-21.5-103023-DUP	10/30/2023	< 0.0064	U		< 0.0053	U		< 0.0043	U		< 0.037	U		< 0.015	U		< 0.02	U		< 0.0046	U		< 0.0053	U	
VMP-15	21.5	VMP-15-21.5-012524	1/25/2024	< 0.0062	U		< 0.0051	U		< 0.0042	U		< 0.036	U		< 0.015	U		< 0.019	U		< 0.0045	U		< 0.0051	U	
VMP-15	21.5	VMP-15-21.5-043024	4/30/2024	< 0.0067	U		< 0.0055	U		< 0.0045	U		< 0.039	U		< 0.016	U		< 0.021	U		< 0.0049	U		< 0.0055	U	
VMP-15	21.5	VMP-15-21.5-072324	7/23/2024	< 0.0058	U		< 0.0047	U		< 0.0039	U		< 0.033	U		< 0.014	U		**0.032**			< 0.0042	U		< 0.0047	U	
VMP-15	25.5	VMP-15-25.5-103023	10/30/2023	< 0.0061	U		< 0.0050	U		< 0.0041	U		< 0.035	U		< 0.014	U		< 0.019	U		< 0.0044	U		< 0.0050	U	
VMP-15	25.5	VMP-15-25.5-012524	1/25/2024	< 0.0064	U		< 0.0053	U		< 0.0043	U		< 0.037	U		< 0.015	U		< 0.02	U		< 0.0046	U		< 0.0053	U	
VMP-15	25.5	VMP-15-25.5-043024	4/30/2024	< 0.0069	U		< 0.0057	U		< 0.0046	U		< 0.04	U		< 0.016	U		< 0.022	U		< 0.0050	U		< 0.0056	U	
VMP-15	25.5	VMP-15-25.5-072324	7/23/2024	< 0.0069	U		< 0.0057	U		< 0.0046	U		< 0.04	U		< 0.016	U		< 0.022	U		< 0.0050	U		< 0.0056	U	
VMP-15	29	VMP-15-29-103023	10/30/2023	< 0.0058	U		< 0.0048	U		< 0.0039	U		< 0.034	U		< 0.014	U		< 0.018	U		< 0.0042	U		< 0.0048	U	
VMP-15	29	VMP-15-29-012524	1/25/2024	< 0.0064	U		< 0.0053	U		< 0.0043	U		< 0.037	U		< 0.015	U		< 0.02	U		< 0.0046	U		< 0.0053	U	
VMP-15	29	VMP-15-29-043024	4/30/2024	< 0.0069	U		< 0.0057	U		< 0.0047	U		< 0.04	U		< 0.017	U		< 0.022	U		< 0.0050	U		< 0.0057	U	
VMP-15	29	VMP-15-29-072324	7/23/2024	< 0.0066	U		< 0.0054	U		< 0.0044	U		< 0.038	U		< 0.016	U		< 0.021	U		< 0.0048	U		< 0.0054	U	
VMP-16	5	VMP-16-5-110123	11/1/2023	< 0.0061	U		**0.0024**	**J**		< 0.0041	U		< 0.035	U		< 0.014	U		< 0.019	U		< 0.0044	U		< 0.0050	U	
VMP-16	5	VMP-16-5-020124	2/1/2024	< 0.0063	U		**0.0029**	**J**		< 0.0042	U		< 0.036	U		< 0.015	U		< 0.02	U		< 0.0046	U		< 0.0052	U	
VMP-16	5	VMP-16-5-050224	5/2/2024	< 0.0068	U		< 0.0056	U		< 0.0046	U		< 0.039	U		< 0.016	U		< 0.021	U		< 0.0049	U		< 0.0056	U	
VMP-16	5	VMP-16-5-072424	7/24/2024	< 0.0070	U		< 0.0057	U		< 0.0047	U		< 0.04	U		< 0.017	U		< 0.022	U		< 0.0050	U		< 0.0057	U	
VMP-16	13.5	VMP-16-13.5-120123	12/1/2023	< 1.6	U		< 1.3	U		< 1.1	U		**0.94**	**J**		< 3.8	U		< 2.5	U		**0.5**	**J**		< 1.3	U	
VMP-16	13.5	VMP-16-13.5-022924	2/29/2024	< 3.4	U		< 2.8	U		< 2.3	U		< 7.9	U		< 8.2	U		< 5.4	U		< 2.5	U		< 2.8	U	
VMP-16	13.5	VMP-16-13.5-050224	5/2/2024	< 13	U		< 11	U		< 8.9	U		< 30	U		< 32	U		< 21	U		< 9.5	U		**2.6**	**J**	
VMP-16	13.5	VMP-16-13.5-072424	7/24/2024	< 0.24	U		< 0.2	U		< 0.16	U		< 0.56	U		< 0.58	U		< 0.38	U		< 0.17	U		< 0.2	U	

SEE LAST PAGE OF TABLE FOR NOTES

TABLE 6
HISTORICAL SUMMARY OF SOIL VAPOR ANALYTICAL DETECTIONS AND SCREENING RESULTS: PUBLIC WORKS YARD AND WRR - VOCS

Location	Depth (ft bgs)	Sample ID	Sample Date	1,4-Dichlorobenzene			Dichlorodifluoromethane			1,2-Dichloroethane			Dichloromethane (Methylene Chloride)			1,4-Dioxane			Ethanol			Ethylbenzene			4-Ethyltoluene		
				6800			1700			0.81			45			2.3						9.3					
				Result (mg/m^3)	Lab Quals	AECOM Quals	Result (mg/m^3)	Lab Quals	AECOM Quals	Result (mg/m^3)	Lab Quals	AECOM Quals	Result (mg/m^3)	Lab Quals	AECOM Quals	Result (mg/m^3)	Lab Quals	AECOM Quals	Result (mg/m^3)	Lab Quals	AECOM Quals	Result (mg/m^3)	Lab Quals	AECOM Quals	Result (mg/m^3)	Lab Quals	AECOM Quals
VMP-16	19	VMP-16-19-110123	11/1/2023	< 8.8	U		< 7.2	U		< 5.9	U		< 51	U		< 21	U		34			3	J		< 7.2	U	
VMP-16	19	VMP-16-19-020124	2/1/2024	< 9.9	U		< 8.2	U		< 6.7	U		< 57	U		< 24	U		28	J		6.2	J		7.7	J	J
VMP-16	19	VMP-16-19-050224	5/2/2024	< 17	U		< 14	U		< 11	U		< 39	U		< 40	U		< 26	U		2.1	J		< 14	U	
VMP-16	19	VMP-16-19-072424	7/24/2024	< 14	U		< 12	U		< 9.5	U		< 32	U		< 34	U		< 22	U		< 10	U		< 12	U	
VMP-16	31	VMP-16-31-110123	11/1/2023	< 28	U		< 23	U		< 19	U		< 160	U		< 68	U		58	J		140			< 23	U	
VMP-16	31	VMP-16-31-020124	2/1/2024	< 12	U		< 9.9	U		< 8.1	U		< 70	U		< 29	U		37	J		98			6.1	J	
VMP-16	31	VMP-16-31-050224	5/2/2024	< 33	U		< 27	U		< 22	U		< 76	U		< 79	U		< 52	U		92			< 27	U	
VMP-16	31	VMP-16-31-072424	7/24/2024	< 14	U		< 12	U		< 9.6	U		< 33	U		< 34	U		< 22	U		85			< 12	U	
VMP-17	5	VMP-17-5-110223	11/2/2023	< 0.0067	U		< 0.0055	U		< 0.0045	U		< 0.038	U		< 0.016	U		< 0.021	U		< 0.0048	U		< 0.0054	U	
VMP-17	5	VMP-17-5-110223-DUP	11/2/2023	< 0.0060	U		< 0.0049	U		< 0.0040	U		< 0.034	U		< 0.014	U		< 0.019	U		< 0.0043	U		< 0.0049	U	
VMP-17	5	VMP-17-5-020124	2/1/2024	< 0.0068	U		< 0.0056	U		< 0.0046	U		< 0.039	U		< 0.016	U		< 0.021	U		< 0.0049	U		< 0.0056	U	
VMP-17	5	VMP-17-5-043024	4/30/2024	< 0.0064	U		< 0.0053	U		< 0.0043	U		< 0.037	U		< 0.015	U		< 0.02	U		< 0.0046	U		< 0.0052	U	
VMP-25	5	VMP-25-5-110123	11/1/2023	< 0.017	U		< 0.014	U		< 0.011	U		< 0.096	U		< 0.04	U		< 0.052	U		0.0035	J		< 0.014	U	
VMP-25	5	VMP-25-5-110123-DUP	11/1/2023	< 0.0097	U		< 0.0080	U		< 0.0066	U		< 0.056	U		< 0.023	U		< 0.03	U		0.0024	J		< 0.0080	U	
VMP-25	5	VMP-25-5-072324	7/23/2024	< 0.0087	U		< 0.0071	U		< 0.0058	U		< 0.05	U		< 0.021	U		< 0.027	U		0.0054	J		0.0018	J	
VMP-25	5	VMP-25-5-072324-DUP	7/23/2024	< 0.0087	U		< 0.0072	U		< 0.0059	U		< 0.05	U		< 0.021	U		< 0.027	U		0.0053	J		0.0019	J	
VMP-25	9.5	VMP-25-9.5-072324	7/23/2024	< 0.012	U		< 0.0097	U		< 0.0079	U		< 0.068	U		< 0.028	U		< 0.037	U		0.0042	J		< 0.0096	U	
VMP-25	9.5	VMP-25-9.5-072324-DUP	7/23/2024	< 0.03	U		< 0.024	U		< 0.02	U		< 0.17	U		< 0.071	U		< 0.093	U		< 0.021	U		< 0.024	U	
VMP-41	10	VMP-41-10-102623	10/26/2023	< 0.0066	U		< 0.0054	U		< 0.0044	U		< 0.038	U		< 0.016	U		< 0.021	U		< 0.0048	U		< 0.0054	U	
VMP-41	10	VMP-41-10-012624	1/26/2024	< 0.0061	U		< 0.0050	U		< 0.0041	U		< 0.035	U		< 0.014	U		< 0.019	U		< 0.0044	U		< 0.0050	U	
VMP-41	10	VMP-41-10-043024	4/30/2024	< 0.0064	U		< 0.0053	U		< 0.0043	U		< 0.037	U		< 0.015	U		< 0.02	U		< 0.0046	U		< 0.0053	U	
VMP-41	10	VMP-41-10-072324	7/23/2024	< 0.0066	U		< 0.0055	U		< 0.0045	U		< 0.038	U		< 0.016	U		< 0.021	U		< 0.0048	U		< 0.0054	U	
VMP-41	20	VMP-41-20-102623	10/26/2023	< 0.0069	U		< 0.0057	U		< 0.0046	U		< 0.04	U		< 0.016	U		< 0.022	U		< 0.0050	U		< 0.0056	U	
VMP-41	20	VMP-41-20-012624	1/26/2024	< 0.0062	U		< 0.0051	U		< 0.0042	U		< 0.036	U		< 0.015	U		< 0.02	U		< 0.0045	U		0.0018	J	
VMP-41	20	VMP-41-20-043024	4/30/2024	< 0.0069	U		< 0.0057	U		< 0.0046	U		< 0.04	U		< 0.016	U		< 0.022	U		< 0.0050	U		< 0.0056	U	
VMP-41	20	VMP-41-20-072324	7/23/2024	< 0.0070	U		< 0.0058	U		< 0.0047	U		< 0.04	U		< 0.017	U		< 0.022	U		< 0.0050	U		< 0.0057	U	
VMP-41	26	VMP-41-26-102623	10/26/2023	< 0.0065	U		< 0.0053	U		< 0.0044	U		< 0.038	U		< 0.016	U		< 0.02	U		< 0.0047	U		< 0.0053	U	
VMP-41	26	VMP-41-26-102623-DUP	10/26/2023	< 0.0066	U		< 0.0054	U		< 0.0044	U		< 0.038	U		< 0.016	U		< 0.02	U		< 0.0047	U		< 0.0054	U	
VMP-41	26	VMP-41-26-012624	1/26/2024	< 0.0060	U		< 0.0049	U		< 0.0040	U		< 0.035	U		< 0.014	U		< 0.019	U		< 0.0043	U		< 0.0049	U	
VMP-41	26	VMP-41-26-043024	4/30/2024	< 0.0068	U		< 0.0056	U		< 0.0046	U		< 0.039	U		< 0.016	U		< 0.021	U		< 0.0049	U		< 0.0055	U	
VMP-41	26	VMP-41-26-072324	7/23/2024	< 0.0060	U		< 0.0050	U		< 0.0041	U		< 0.035	U		< 0.014	U		0.03			< 0.0044	U		< 0.0049	U	
VMP-55	20	VMP-55-20-103023	10/30/2023	< 2.2	U		< 1.8	U		< 1.5	U		< 13	U		< 5.3	U		< 6.9	U		< 1.6	U		< 1.8	U	
VMP-55	20	VMP-55-20-012524	1/25/2024	< 1.3	U		< 1.1	U		< 0.89	U		< 3	U		< 3.2	U		< 2.1	U		< 0.96	U		< 1.1	U	
VMP-55	20	VMP-55-20-043024	4/30/2024	< 39	U		< 32	U		< 26	U		< 90	U		< 93	U		< 61	U		< 28	U		< 32	U	
VMP-55	20	VMP-55-20-072324	7/23/2024	< 33	U		< 27	U		< 22	U		< 76	U		< 79	U		< 52	U		< 24	U		< 27	U	

SEE LAST PAGE OF TABLE FOR NOTES

TABLE 6
HISTORICAL SUMMARY OF SOIL VAPOR ANALYTICAL DETECTIONS AND SCREENING RESULTS: PUBLIC WORKS YARD AND WRR - VOCS

Location	Depth (ft bgs)	Sample ID	Sample Date	Heptane			Hexane			2-Hexanone (Methyl N-Butyl Ketone)			Isopentane			2-Propanol			Tetrachloroethene			1,2,4-Trichlorobenzene			Trichloroethene		
																			4			25			12		
				Result (mg/m^3)	Lab Quals	AECOM Quals	Result (mg/m^3)	Lab Quals	AECOM Quals	Result (mg/m^3)	Lab Quals	AECOM Quals	Result (mg/m^3)	Lab Quals	AECOM Quals	Result (mg/m^3)	Lab Quals	AECOM Quals	Result (mg/m^3)	Lab Quals	AECOM Quals	Result (mg/m^3)	Lab Quals	AECOM Quals	Result (mg/m^3)	Lab Quals	AECOM Quals
VMP-10	5	VMP-10-5-102623	10/26/2023	< 0.0045	U		< 0.0038	U		< 0.018	U		< 0.013	U		< 0.011	U		< 0.0074	U		< 0.032	U		< 0.0058	U	
VMP-10	5	VMP-10-5-012624	1/26/2024	< 0.0040	U		< 0.0034	U		< 0.016	U		< 0.011	U		0.0036	J		< 0.0066	U		< 0.029	U		< 0.0052	U	
VMP-10	5	VMP-10-5-042924	4/29/2024	< 0.0041	U		< 0.0035	U		< 0.016	U		< 0.012	U		< 0.0099	U		< 0.0068	U		< 0.03	U		< 0.0054	U	
VMP-10	5	VMP-10-5-072324	7/23/2024	< 0.0046	U		< 0.0039	U		< 0.018	U		< 0.013	U		0.024			< 0.0076	U		< 0.033	U		< 0.0060	U	
VMP-10	10	VMP-10-10-102623	10/26/2023	< 0.0043	U		< 0.0037	U		< 0.017	U		< 0.012	U		0.0053	J		< 0.0071	U		< 0.031	U		< 0.0056	U	
VMP-10	10	VMP-10-10-012624	1/26/2024	< 0.0039	U		< 0.0034	U		< 0.016	U		< 0.011	U		0.0063	J		< 0.0065	U		< 0.028	U		< 0.0052	U	
VMP-10	10	VMP-10-10-012624-DUP	1/26/2024	< 0.0038	U		< 0.0033	U		< 0.015	U		< 0.011	U		< 0.0092	U		< 0.0063	U		< 0.028	U		< 0.0050	U	
VMP-10	10	VMP-10-10-042924	4/29/2024	< 0.0046	U		< 0.0039	U		< 0.018	U		< 0.013	U		< 0.011	U		< 0.0076	U		< 0.033	U		< 0.0060	U	
VMP-10	10	VMP-10-10-090924	9/9/2024	< 0.0040	U		< 0.0034	U		< 0.016	U		< 0.012	U		0.0029	J		< 0.0066	U		< 0.029	U		< 0.0052	U	
VMP-10	20	VMP-10-20-102623	10/26/2023	< 0.0042	U		< 0.0036	U		< 0.017	U		< 0.012	U		0.0042	J		< 0.0069	U		< 0.03	U		< 0.0055	U	
VMP-10	20	VMP-10-20-012624	1/26/2024	< 0.0045	U		< 0.0039	U		< 0.018	U		< 0.013	U		< 0.011	U		< 0.0075	U		< 0.033	U		< 0.0059	U	
VMP-10	20	VMP-10-20-042924	4/29/2024	< 0.0044	U		< 0.0038	U		< 0.017	U		< 0.012	U		< 0.01	U		< 0.0072	U		< 0.032	U		< 0.0057	U	
VMP-10	20	VMP-10-20-072324	7/23/2024	< 0.0048	U		< 0.0042	U		< 0.019	U		< 0.014	U		0.018			< 0.0080	U		< 0.035	U		< 0.0063	U	
VMP-10	20	VMP-10-20-072324-DUP	7/23/2024	< 0.0046	U		< 0.0040	U		< 0.018	U		< 0.013	U		0.018			< 0.0076	U		< 0.033	U		< 0.0060	U	
VMP-10	30	VMP-10-30-102623	10/26/2023	< 0.0042	U		< 0.0036	U		< 0.017	U		< 0.012	U		< 0.01	U		< 0.0070	U		< 0.03	U		< 0.0055	U	
VMP-10	30	VMP-10-30-012624	1/26/2024	< 0.0041	U		< 0.0035	U		< 0.016	U		< 0.012	U		< 0.0099	U		< 0.0068	U		< 0.03	U		< 0.0054	U	
VMP-10	30	VMP-10-30-042924	4/29/2024	< 0.0045	U		< 0.0038	U		< 0.018	U		< 0.013	U		< 0.011	U		0.0030	J		< 0.032	U		< 0.0058	U	
VMP-10	30	VMP-10-30-072324	7/23/2024	< 0.0052	U		< 0.0044	U		< 0.021	U		< 0.015	U		0.01	J		< 0.0086	U		< 0.038	U		< 0.0068	U	
VMP-11	5	VMP-11-5-102523	10/25/2023	< 0.0046	U		< 0.0040	U		< 0.018	U		< 0.013	U		< 0.011	U		< 0.0076	U		< 0.033	U		< 0.0060	U	
VMP-11	5	VMP-11-5-012624	1/26/2024	< 0.0040	U		< 0.0034	U		< 0.016	U		< 0.012	U		< 0.0096	U		< 0.0066	U		< 0.029	U		< 0.0052	U	
VMP-11	5	VMP-11-5-043024	4/30/2024	< 0.0044	U		< 0.0038	U		< 0.017	U		< 0.012	U		< 0.01	U		< 0.0072	U		< 0.032	U		< 0.0057	U	
VMP-11	5	VMP-11-5-072324	7/23/2024	< 0.0047	U		< 0.0041	U		< 0.019	U		< 0.014	U		0.0043	J		< 0.0078	U		< 0.034	U		< 0.0062	U	
VMP-11	8	VMP-11-8-102523	10/25/2023	< 0.0043	U		< 0.0037	U		< 0.017	U		< 0.012	U		0.0042	J		< 0.0071	U		< 0.031	U		< 0.0056	U	
VMP-11	8	VMP-11-8-012624	1/26/2024	< 0.0042	U		< 0.0036	U		< 0.017	U		< 0.012	U		< 0.01	U		< 0.0069	U		< 0.03	U		< 0.0054	U	
VMP-11	8	VMP-11-8-043024	4/30/2024	< 0.0040	U		< 0.0035	U		< 0.016	U		< 0.012	U		< 0.0097	U		< 0.0067	U		< 0.029	U		< 0.0053	U	
VMP-11	8	VMP-11-8-043024-DUP	4/30/2024	< 0.0041	U		< 0.0036	U		< 0.016	U		< 0.012	U		< 0.0099	U		< 0.0068	U		< 0.03	U		< 0.0054	U	
VMP-11	8	VMP-11-8-072324	7/23/2024	< 0.0049	U		< 0.0042	U		< 0.02	U		< 0.014	U		0.0077	J		< 0.0081	U		< 0.035	U		< 0.0064	U	
VMP-11	29	VMP-11-29-102523	10/25/2023	< 0.0045	U		< 0.0038	U		< 0.018	U		< 0.013	U		0.0052	J		< 0.0074	U		< 0.032	U		< 0.0058	U	
VMP-11	29	VMP-11-29-102523-DUP	10/25/2023	< 0.0044	U		< 0.0038	U		< 0.018	U		< 0.013	U		0.0055	J		< 0.0072	U		< 0.032	U		< 0.0058	U	
VMP-11	29	VMP-11-29-012624	1/26/2024	< 0.0042	U		< 0.0036	U		< 0.017	U		< 0.012	U		0.0075	J		< 0.0070	U		< 0.03	U		0.014		
VMP-11	29	VMP-11-29-043024	4/30/2024	< 0.0045	U		< 0.0039	U		< 0.018	U		< 0.013	U		< 0.011	U		< 0.0075	U		< 0.033	U		< 0.0060	U	
VMP-11	38	VMP-11-38-102523	10/25/2023	< 0.0046	U		< 0.0040	U		< 0.018	U		< 0.013	U		0.0046	J		< 0.0077	U		< 0.034	U		< 0.0061	U	
VMP-11	38	VMP-11-38-012624	1/26/2024	< 0.0043	U		< 0.0037	U		< 0.017	U		< 0.012	U		< 0.01	U		< 0.0070	U		< 0.031	U		< 0.0056	U	
VMP-12	5	VMP-12-5-110123	11/1/2023	< 0.0042	U		< 0.0036	U		< 0.017	U		< 0.012	U		< 0.01	U		< 0.0070	U		< 0.031	U		< 0.0056	U	
VMP-12	5	VMP-12-5-020124	2/1/2024	< 0.0044	U		< 0.0038	U		< 0.018	U		< 0.013	U		< 0.011	UJ	UJ	< 0.0074	U		< 0.032	U		0.0089		
VMP-12	5	VMP-12-5-050224	5/2/2024	< 0.0048	U		< 0.0042	U		< 0.019	U		< 0.014	U		< 0.012	U		< 0.0080	U		< 0.035	U		< 0.0063	U	
VMP-12	5	VMP-12-5-072424	7/24/2024	< 0.0044	U		< 0.0038	U		< 0.018	U		< 0.013	U		0.011			< 0.0072	U		< 0.032	U		< 0.0058	U	
VMP-12	11.5	VMP-12-11.5-110123	11/1/2023	< 0.0043	U		< 0.0037	U		< 0.017	U		< 0.012	U		0.0039	J		< 0.0071	U		< 0.031	U		< 0.0056	U	
VMP-12	11.5	VMP-12-11.5-020124	2/1/2024	< 0.0044	U		< 0.0038	U		< 0.018	U		< 0.013	U		< 0.01	U		< 0.0073	U		< 0.032	U		< 0.0058	U	
VMP-12	11.5	VMP-12-11.5-050224	5/2/2024	< 0.0045	U		< 0.0039	U		< 0.018	U		< 0.013	U		< 0.011	U		< 0.0075	U		< 0.033	U		< 0.0059	U	
VMP-12	11.5	VMP-12-11.5-072424	7/24/2024	< 0.0046	U		< 0.0040	U		< 0.018	U		< 0.013	U		0.014			< 0.0077	U		< 0.034	U		< 0.0061	U	
VMP-12	25	VMP-12-25-110123	11/1/2023	< 0.0040	U		< 0.0034	U		< 0.016	U		< 0.012	U		< 0.0096	U		< 0.0066	U		< 0.029	U		< 0.0053	U	
VMP-12	25	VMP-12-25-020124	2/1/2024	6.8			8.1			< 22	U		1100			7.7	J		< 9.2	U		< 40	U		< 7.3	U	
VMP-12	25	VMP-12-25-050224	5/2/2024	< 0.0045	U		< 0.0039	U		< 0.018	U		< 0.013	U		0.0066	J		< 0.0075	U		< 0.033	U		< 0.0059	U	
VMP-12	25	VMP-12-25-072424	7/24/2024	< 0.0049	U		< 0.0042	U		< 0.02	U		< 0.014	U		0.0095	J		< 0.0081	U		< 0.036	U		< 0.0064	U	
VMP-12	39	VMP-12-39-110123	11/1/2023	480			2300			< 130	U		7900			< 81	U		< 56	U		< 240	U		< 44	U	
VMP-12	39	VMP-12-39-020124	2/1/2024	150			1100			< 49	U		5000			22	J		< 20	U		< 88	U		< 16	U	
VMP-12	39	VMP-12-39-050224	5/2/2024	560			3900			< 460	U		9500			< 340	U		< 190	U		< 830	U		< 150	U	
VMP-12	39	VMP-12-39-072424	7/24/2024	< 9.2	U		< 7.9	U		< 37	U		740			< 28	U		< 15	U		< 67	U		< 12	U	

TABLE 6
HISTORICAL SUMMARY OF SOIL VAPOR ANALYTICAL DETECTIONS AND SCREENING RESULTS: PUBLIC WORKS YARD AND WRR - VOCS

Location	Depth (ft bgs)	Sample ID	Sample Date	Heptane			Hexane			2-Hexanone (Methyl N-Butyl Ketone)			Isopentane			2-Propanol			Tetrachloroethene			1,2,4-Trichlorobenzene			Trichloroethene		
																			4			25			12		
				Result (mg/m^3)	Lab Quals	AECOM Quals	Result (mg/m^3)	Lab Quals	AECOM Quals	Result (mg/m^3)	Lab Quals	AECOM Quals	Result (mg/m^3)	Lab Quals	AECOM Quals	Result (mg/m^3)	Lab Quals	AECOM Quals	Result (mg/m^3)	Lab Quals	AECOM Quals	Result (mg/m^3)	Lab Quals	AECOM Quals	Result (mg/m^3)	Lab Quals	AECOM Quals
VMP-13	5	VMP-13-5-110223	11/2/2023	< 0.0043	U		< 0.0037	U		< 0.017	U		< 0.012	U		< 0.01	U		< 0.0072	U		< 0.031	U		< 0.0057	U	
VMP-13	5	VMP-13-5-012524	1/25/2024	< 0.0043	U		< 0.0037	U		< 0.017	U		0.012	J		< 0.01	U		< 0.0071	U		< 0.031	U		< 0.0056	U	
VMP-13	5	VMP-13-5-042924	4/29/2024	< 0.0042	U		< 0.0036	U		< 0.017	U		< 0.012	U		< 0.01	U		< 0.0070	U		< 0.031	U		< 0.0056	U	
VMP-13	10.5	VMP-13-10.5-110223	11/2/2023	< 0.0043	U		< 0.0037	U		< 0.017	U		< 0.012	U		< 0.01	U		< 0.0071	U		< 0.031	U		< 0.0056	U	
VMP-13	10.5	VMP-13-10.5-012524	1/25/2024	< 0.0041	U		< 0.0036	U		< 0.016	U		< 0.012	U		< 0.0099	U		< 0.0068	U		< 0.03	U		< 0.0054	U	
VMP-13	10.5	VMP-13-10.5-042924	4/29/2024	< 0.0042	U		< 0.0036	U		< 0.017	U		< 0.012	U		< 0.01	U		< 0.0070	U		< 0.03	U		< 0.0055	U	
VMP-13	21.5	VMP-13-21.5-110223	11/2/2023	< 0.0044	U		< 0.0038	U		< 0.018	U		< 0.013	U		0.0066	J		0.0022	J		< 0.032	U		< 0.0058	U	
VMP-13	21.5	VMP-13-21.5-012524	1/25/2024	< 0.0040	U		< 0.0035	U		< 0.016	U		< 0.012	U		< 0.0097	U		0.032			< 0.029	U		0.0070		
VMP-13	21.5	VMP-13-21.5-042924	4/29/2024	< 0.0042	U		< 0.0036	U		< 0.017	U		< 0.012	U		< 0.01	U		< 0.0070	U		< 0.031	U		< 0.0056	U	
VMP-13	21.5	VMP-13-21.5-042924-DUP	4/29/2024	< 0.0042	U		< 0.0036	U		< 0.017	U		< 0.012	U		< 0.01	U		0.0022	J		< 0.03	U		< 0.0055	U	
VMP-13	29.5	VMP-13-29.5-110223	11/2/2023	< 0.0046	U		< 0.0040	U		< 0.018	U		< 0.013	U		< 0.011	U		< 0.0076	U		< 0.033	U		< 0.0060	U	
VMP-13	29.5	VMP-13-29.5-012524	1/25/2024	< 0.0041	U		< 0.0036	U		< 0.016	U		< 0.012	U		0.0087	J		< 0.0068	U		< 0.03	U		< 0.0054	U	
VMP-13	29.5	VMP-13-29.5-042924	4/29/2024	0.0027	J		0.0056			< 0.018	U		< 0.013	U		< 0.01	U		< 0.0072	U		< 0.032	U		< 0.0058	U	
VMP-14	5	VMP-14-5-110223	11/2/2023	< 0.0040	U		< 0.0035	U		< 0.016	U		< 0.012	U		< 0.0097	U		< 0.0067	U		< 0.029	U		< 0.0053	U	
VMP-14	5	VMP-14-5-012524	1/25/2024	< 0.0045	U		0.0017	J		< 0.018	U		0.0044	J		< 0.011	U		< 0.0074	U		< 0.032	U		< 0.0059	U	
VMP-14	5	VMP-14-5-042924	4/29/2024	< 0.0041	U		< 0.0035	U		< 0.016	U		< 0.012	U		0.0036	J		< 0.0067	U		< 0.03	U		< 0.0053	U	
VMP-14	11.5	VMP-14-11.5-110223	11/2/2023	< 0.0042	U		< 0.0036	U		< 0.017	U		< 0.012	U		< 0.01	U		< 0.0070	U		< 0.03	U		< 0.0055	U	
VMP-14	11.5	VMP-14-11.5-110223-DUP	11/2/2023	< 0.0040	U		< 0.0034	U		< 0.016	U		< 0.011	U		< 0.0095	U		< 0.0066	U		< 0.029	U		< 0.0052	U	
VMP-14	11.5	VMP-14-11.5-012524	1/25/2024	< 0.0045	U		< 0.0038	U		< 0.018	U		0.0044	J		< 0.011	U		< 0.0074	U		< 0.032	U		< 0.0058	U	
VMP-14	11.5	VMP-14-11.5-042924	4/29/2024	< 0.0042	U		< 0.0036	U		< 0.017	U		< 0.012	U		< 0.01	U		< 0.0070	U		< 0.03	U		< 0.0055	U	
VMP-14	20	VMP-14-20-110223	11/2/2023	0.0019	J		< 0.0036	U		< 0.016	U		< 0.012	U		< 0.0099	U		< 0.0068	U		< 0.03	U		< 0.0054	U	
VMP-14	20	VMP-14-20-012524	1/25/2024	< 0.0043	U		< 0.0037	U		< 0.017	U		0.017			0.0097	J		< 0.0072	U		< 0.031	U		< 0.0057	U	
VMP-14	20	VMP-14-20-042924	4/29/2024	< 0.0044	U		< 0.0038	U		< 0.017	U		< 0.012	U		< 0.01	U		< 0.0072	U		< 0.032	U		< 0.0057	U	
VMP-14	29	VMP-14-29-110223	11/2/2023	< 0.0042	U		< 0.0036	U		< 0.017	U		< 0.012	U		0.0038	J		< 0.0070	U		< 0.031	U		< 0.0056	U	
VMP-14	29	VMP-14-29-012524	1/25/2024	< 0.0043	U		< 0.0037	U		< 0.017	U		0.0071	J		0.0074	J		0.018			< 0.031	U		< 0.0056	U	
VMP-14	29	VMP-14-29-042924	4/29/2024	< 0.0042	U		< 0.0036	U		< 0.017	U		< 0.012	U		< 0.01	U		< 0.0070	U		< 0.031	U		< 0.0056	U	
VMP-15	5	VMP-15-5-103023	10/30/2023	< 0.0041	U		< 0.0036	U		< 0.016	U		< 0.012	U		< 0.0099	U		< 0.0068	U		< 0.03	U		< 0.0054	U	
VMP-15	5	VMP-15-5-012524	1/25/2024	< 0.0043	U		< 0.0037	U		< 0.017	U		0.0074	J		0.014			0.0025	J		< 0.031	U		< 0.0057	U	
VMP-15	5	VMP-15-5-043024	4/30/2024	< 0.0045	U		< 0.0038	U		< 0.018	U		< 0.013	U		< 0.011	U		0.0047	J		< 0.032	U		< 0.0059	U	
VMP-15	5	VMP-15-5-072324	7/23/2024	< 0.0046	U		< 0.0040	U		< 0.018	U		< 0.013	U		0.0060	J		< 0.0077	U		< 0.034	U		< 0.0061	U	
VMP-15	21.5	VMP-15-21.5-103023	10/30/2023	< 0.0041	U		< 0.0036	U		< 0.016	U		< 0.012	U		< 0.0099	U		< 0.0068	U		< 0.03	U		< 0.0054	U	
VMP-15	21.5	VMP-15-21.5-103023-DUP	10/30/2023	< 0.0044	U		< 0.0038	U		< 0.018	U		< 0.013	U		< 0.01	U		< 0.0072	U		< 0.032	U		< 0.0058	U	
VMP-15	21.5	VMP-15-21.5-012524	1/25/2024	< 0.0042	U		0.0033	J		< 0.017	U		0.0057	J		0.0056	J		< 0.0070	U		< 0.03	U		< 0.0055	U	
VMP-15	21.5	VMP-15-21.5-043024	4/30/2024	< 0.0046	U		< 0.0039	U		< 0.018	U		< 0.013	U		< 0.011	U		0.0091			< 0.033	U		< 0.0060	U	
VMP-15	21.5	VMP-15-21.5-072324	7/23/2024	< 0.0039	U		< 0.0034	U		< 0.016	U		< 0.011	U		0.042			< 0.0065	U		< 0.028	U		< 0.0052	U	
VMP-15	25.5	VMP-15-25.5-103023	10/30/2023	< 0.0041	U		< 0.0036	U		< 0.016	U		< 0.012	U		< 0.0099	U		< 0.0068	U		< 0.03	U		< 0.0054	U	
VMP-15	25.5	VMP-15-25.5-012524	1/25/2024	< 0.0044	U		< 0.0038	U		< 0.018	U		< 0.013	U		< 0.01	U		< 0.0072	U		< 0.032	U		< 0.0058	U	
VMP-15	25.5	VMP-15-25.5-043024	4/30/2024	< 0.0047	U		< 0.0040	U		< 0.019	U		< 0.014	U		< 0.011	U		< 0.0078	U		< 0.034	U		< 0.0062	U	
VMP-15	25.5	VMP-15-25.5-072324	7/23/2024	< 0.0047	U		< 0.0040	U		< 0.019	U		< 0.014	U		< 0.011	U		< 0.0078	U		0.013	J		< 0.0062	U	
VMP-15	29	VMP-15-29-103023	10/30/2023	< 0.0040	U		< 0.0034	U		< 0.016	U		< 0.011	U		< 0.0095	U		< 0.0066	U		< 0.029	U		< 0.0052	U	
VMP-15	29	VMP-15-29-012524	1/25/2024	< 0.0044	U		< 0.0038	U		< 0.018	U		< 0.013	U		< 0.01	U		< 0.0072	U		< 0.032	U		< 0.0058	U	
VMP-15	29	VMP-15-29-043024	4/30/2024	< 0.0047	U		< 0.0041	U		< 0.019	U		< 0.014	U		< 0.011	U		< 0.0078	U		< 0.034	U		< 0.0062	U	
VMP-15	29	VMP-15-29-072324	7/23/2024	< 0.0045	U		< 0.0039	U		< 0.018	U		< 0.013	U		< 0.011	U		< 0.0075	U		< 0.033	U		< 0.0059	U	
VMP-16	5	VMP-16-5-110123	11/1/2023	< 0.0041	U		< 0.0036	U		< 0.016	U		< 0.012	U		< 0.0099	U		< 0.0068	U		< 0.03	U		< 0.0054	U	
VMP-16	5	VMP-16-5-020124	2/1/2024	< 0.0043	U		< 0.0037	U		< 0.017	U		< 0.012	U		< 0.01	U		0.0026	J		< 0.031	U		< 0.0056	U	
VMP-16	5	VMP-16-5-050224	5/2/2024	< 0.0046	U		< 0.0040	U		< 0.018	U		< 0.013	U		< 0.011	U		0.0036	J		< 0.034	U		< 0.0061	U	
VMP-16	5	VMP-16-5-072424	7/24/2024	0.0058			0.015			< 0.019	U		0.021			< 0.011	U		< 0.0079	U		< 0.034	U		< 0.0062	U	
VMP-16	13.5	VMP-16-13.5-120123	12/1/2023	45			67			< 4.4	U		1200			< 3.3	U		< 1.8	U		< 7.9	U		< 1.4	U	
VMP-16	13.5	VMP-16-13.5-022924	2/29/2024	4.7			6.9			< 9.3	U		220			< 7	U		< 3.9	U		< 17	U		< 3.1	U	
VMP-16	13.5	VMP-16-13.5-050224	5/2/2024	7.8	J		22			< 36	U		580			< 27	U		< 15	U		< 65	U		< 12	U	
VMP-16	13.5	VMP-16-13.5-072424	7/24/2024	< 0.16	U		< 0.14	U		0.84			0.4	J		< 0.49	U		0.12	J		< 1.2	U		< 0.21	U	

SEE LAST PAGE OF TABLE FOR NOTES

TABLE 6
HISTORICAL SUMMARY OF SOIL VAPOR ANALYTICAL DETECTIONS AND SCREENING RESULTS: PUBLIC WORKS YARD AND WRR - VOCS

Location	Depth (ft bgs)	Sample ID	Sample Date	Heptane			Hexane			2-Hexanone (Methyl N-Butyl Ketone)			Isopentane			2-Propanol			Tetrachloroethene			1,2,4-Trichlorobenzene			Trichloroethene		
																			4			25			12		
				Result (mg/m^3)	Lab Quals	AECOM Quals	Result (mg/m^3)	Lab Quals	AECOM Quals	Result (mg/m^3)	Lab Quals	AECOM Quals	Result (mg/m^3)	Lab Quals	AECOM Quals	Result (mg/m^3)	Lab Quals	AECOM Quals	Result (mg/m^3)	Lab Quals	AECOM Quals	Result (mg/m^3)	Lab Quals	AECOM Quals	Result (mg/m^3)	Lab Quals	AECOM Quals
VMP-16	19	VMP-16-19-110123	11/1/2023	91			160			< 24	U		1500			13	J		< 9.9	U		< 43	U		< 7.8	U	
VMP-16	19	VMP-16-19-020124	2/1/2024	75			120			< 27	U		1400			17			< 11	U		< 49	U		< 8.9	U	
VMP-16	19	VMP-16-19-050224	5/2/2024	63			84			< 46	U		1400			< 34	U		< 19	U		< 83	U		< 15	U	
VMP-16	19	VMP-16-19-072424	7/24/2024	18			4.5	J		< 38	U		850			< 29	U		< 16	U		< 70	U		< 13	U	
VMP-16	31	VMP-16-31-110123	11/1/2023	540			1400			< 77	U		1700			< 46	U		< 32	U		< 140	U		< 25	U	
VMP-16	31	VMP-16-31-020124	2/1/2024	540			1500			< 33	U		2000			24			< 14	U		< 60	U		< 11	U	
VMP-16	31	VMP-16-31-050224	5/2/2024	500			1000			< 90	U		1700			< 68	U		< 37	U		< 160	U		< 30	U	
VMP-16	31	VMP-16-31-072424	7/24/2024	230			91			< 39	U		1100			< 29	U		< 16	U		< 71	U		< 13	U	
VMP-17	5	VMP-17-5-110223	11/2/2023	< 0.0045	U		< 0.0039	U		< 0.018	U		< 0.013	U		< 0.011	U		0.012			< 0.033	U		< 0.0060	U	
VMP-17	5	VMP-17-5-110223-DUP	11/2/2023	< 0.0040	U		< 0.0035	U		< 0.016	U		< 0.012	U		< 0.0097	U		0.0025	J		< 0.029	U		< 0.0053	U	
VMP-17	5	VMP-17-5-020124	2/1/2024	< 0.0046	U		< 0.0040	U		< 0.018	U		< 0.013	U		< 0.011	U		< 0.0077	U		< 0.034	U		< 0.0061	U	
VMP-17	5	VMP-17-5-043024	4/30/2024	< 0.0044	U		< 0.0038	U		< 0.017	U		< 0.012	U		< 0.01	U		< 0.0072	U		< 0.032	U		< 0.0057	U	
VMP-25	5	VMP-25-5-110123	11/1/2023	< 0.011	U		0.019			< 0.046	U		0.28			0.01	J		0.011	J		< 0.082	U		< 0.015	U	
VMP-25	5	VMP-25-5-110123-DUP	11/1/2023	0.0057	J		0.022			< 0.026	U		0.27			< 0.016	U		< 0.011	U		< 0.048	U		< 0.0087	U	
VMP-25	5	VMP-25-5-072324	7/23/2024	0.023			0.091			< 0.024	U		0.99			< 0.014	U		< 0.0098	U		< 0.043	U		< 0.0078	U	
VMP-25	5	VMP-25-5-072324-DUP	7/23/2024	0.025			0.093			< 0.024	U		1			< 0.014	U		< 0.0098	U		< 0.043	U		< 0.0078	U	
VMP-25	9.5	VMP-25-9.5-072324	7/23/2024	0.045			0.23			< 0.032	U		1.6			< 0.019	U		0.0059	J		< 0.058	U		< 0.01	U	
VMP-25	9.5	VMP-25-9.5-072324-DUP	7/23/2024	0.052			0.22			< 0.08	U		1.6			< 0.048	U		< 0.033	U		< 0.14	U		< 0.026	U	
VMP-41	10	VMP-41-10-102623	10/26/2023	< 0.0045	U		< 0.0039	U		< 0.018	U		< 0.013	U		< 0.011	U		< 0.0075	U		< 0.033	U		< 0.0059	U	
VMP-41	10	VMP-41-10-012624	1/26/2024	< 0.0041	U		< 0.0036	U		< 0.016	U		< 0.012	U		0.0059	J		< 0.0068	U		< 0.03	U		< 0.0054	U	
VMP-41	10	VMP-41-10-043024	4/30/2024	< 0.0044	U		< 0.0038	U		< 0.018	U		< 0.013	U		< 0.01	U		< 0.0072	U		< 0.032	U		< 0.0058	U	
VMP-41	10	VMP-41-10-072324	7/23/2024	0.0032	J		0.017			< 0.018	U		0.026			0.0062	J		0.0090			< 0.033	U		< 0.0059	U	
VMP-41	20	VMP-41-20-102623	10/26/2023	< 0.0047	U		< 0.0040	U		< 0.019	U		< 0.014	U		< 0.011	U		< 0.0078	U		< 0.034	U		< 0.0062	U	
VMP-41	20	VMP-41-20-012624	1/26/2024	< 0.0043	U		< 0.0037	U		< 0.017	U		< 0.012	U		< 0.01	U		< 0.0070	U		< 0.031	U		< 0.0056	U	
VMP-41	20	VMP-41-20-043024	4/30/2024	< 0.0047	U		< 0.0040	U		< 0.019	U		< 0.014	U		< 0.011	U		< 0.0078	U		< 0.034	U		< 0.0062	U	
VMP-41	20	VMP-41-20-072324	7/23/2024	< 0.0048	U		< 0.0041	U		< 0.019	U		< 0.014	U		0.0053	J		< 0.0079	U		< 0.034	U		< 0.0063	U	
VMP-41	26	VMP-41-26-102623	10/26/2023	< 0.0044	U		< 0.0038	U		< 0.018	U		< 0.013	U		0.0041	J		< 0.0073	U		< 0.032	U		< 0.0058	U	
VMP-41	26	VMP-41-26-102623-DUP	10/26/2023	< 0.0045	U		< 0.0038	U		< 0.018	U		< 0.013	U		0.0042	J		< 0.0074	U		< 0.032	U		< 0.0058	U	
VMP-41	26	VMP-41-26-012624	1/26/2024	< 0.0041	U		< 0.0035	U		< 0.016	U		< 0.012	U		< 0.0098	U		< 0.0068	U		< 0.03	U		< 0.0054	U	
VMP-41	26	VMP-41-26-043024	4/30/2024	< 0.0046	U		< 0.0040	U		< 0.018	U		0.0077	J		< 0.011	U		< 0.0076	U		< 0.033	U		< 0.0060	U	
VMP-41	26	VMP-41-26-072324	7/23/2024	< 0.0041	U		< 0.0035	U		< 0.016	U		0.0046	J		0.057			< 0.0068	U		< 0.03	U		< 0.0054	U	
VMP-55	20	VMP-55-20-103023	10/30/2023	< 1.5	U		1.5			< 6	U		310			2.7	J		< 2.5	U		< 11	U		< 2	U	
VMP-55	20	VMP-55-20-012524	1/25/2024	< 0.9	U		< 0.78	U		< 3.6	U		930			< 2.7	U		< 1.5	U		< 6.5	U		< 1.2	U	
VMP-55	20	VMP-55-20-043024	4/30/2024	< 26	U		5	J		< 100	U		2000			< 79	U		< 44	U		< 190	U		< 35	U	
VMP-55	20	VMP-55-20-072324	7/23/2024	14	J		52			< 90	U		3100			< 67	U		< 37	U		< 160	U		< 29	U	

TABLE 6
HISTORICAL SUMMARY OF SOIL VAPOR ANALYTICAL DETECTIONS AND SCREENING RESULTS: PUBLIC WORKS YARD AND WRR - VOCS

Location	Depth (ft bgs)	Sample ID	Sample Date	1,2,4-Trimethylbenzene			1,3,5-Trimethylbenzene			2,2,4-Trimethylpentane			m,p-Xylene			o-Xylene		
													820			790		
				Result (mg/m^3)	Lab Quals	AECOM Quals	Result (mg/m^3)	Lab Quals	AECOM Quals	Result (mg/m^3)	Lab Quals	AECOM Quals	Result (mg/m^3)	Lab Quals	AECOM Quals	Result (mg/m^3)	Lab Quals	AECOM Quals
VMP-10	5	VMP-10-5-102623	10/26/2023	< 0.0054	U		< 0.0054	U		< 0.0051	U		< 0.0095	U		< 0.0047	U	
VMP-10	5	VMP-10-5-012624	1/26/2024	< 0.0048	U		< 0.0048	U		< 0.0045	U		< 0.0084	U		< 0.0042	U	
VMP-10	5	VMP-10-5-042924	4/29/2024	< 0.0049	U		< 0.0049	U		< 0.0047	U		< 0.0087	U		< 0.0044	U	
VMP-10	5	VMP-10-5-072324	7/23/2024	< 0.0055	U		< 0.0055	U		< 0.0052	U		0.0021	J		< 0.0049	U	
VMP-10	10	VMP-10-10-102623	10/26/2023	< 0.0052	U		< 0.0052	U		< 0.0049	U		< 0.0091	U		< 0.0046	U	
VMP-10	10	VMP-10-10-012624	1/26/2024	< 0.0047	U		< 0.0047	U		< 0.0045	U		< 0.0083	U		< 0.0042	U	
VMP-10	10	VMP-10-10-012624-DUP	1/26/2024	< 0.0046	U		< 0.0046	U		< 0.0044	U		< 0.0081	U		< 0.0041	U	
VMP-10	10	VMP-10-10-042924	4/29/2024	< 0.0055	U		< 0.0055	U		< 0.0052	U		< 0.0097	U		< 0.0048	U	
VMP-10	10	VMP-10-10-090924	9/9/2024	< 0.0048	U		< 0.0048	U		< 0.0046	U		< 0.0085	U		< 0.0042	U	
VMP-10	20	VMP-10-20-102623	10/26/2023	< 0.0050	U		< 0.0050	U		< 0.0048	U		< 0.0088	U		< 0.0044	U	
VMP-10	20	VMP-10-20-012624	1/26/2024	< 0.0054	U		< 0.0054	U		< 0.0052	U		0.029			0.0072		
VMP-10	20	VMP-10-20-042924	4/29/2024	< 0.0052	U		< 0.0052	U		< 0.0050	U		< 0.0092	U		< 0.0046	U	
VMP-10	20	VMP-10-20-072324	7/23/2024	< 0.0058	U		< 0.0058	U		< 0.0055	U		< 0.01	U		< 0.0051	U	
VMP-10	20	VMP-10-20-072324-DUP	7/23/2024	0.0023	J		< 0.0055	U		< 0.0052	U		0.0013	J		< 0.0049	U	
VMP-10	30	VMP-10-30-102623	10/26/2023	< 0.0051	U		< 0.0051	U		< 0.0048	U		< 0.0089	U		< 0.0045	U	
VMP-10	30	VMP-10-30-012624	1/26/2024	< 0.0049	U		< 0.0049	U		< 0.0047	U		< 0.0087	U		< 0.0044	U	
VMP-10	30	VMP-10-30-042924	4/29/2024	< 0.0054	U		< 0.0054	U		< 0.0051	U		< 0.0095	U		< 0.0047	U	
VMP-10	30	VMP-10-30-072324	7/23/2024	< 0.0062	U		< 0.0062	U		< 0.0059	U		< 0.011	U		< 0.0055	U	
VMP-11	5	VMP-11-5-102523	10/25/2023	< 0.0055	U		< 0.0055	U		< 0.0052	U		< 0.0098	U		< 0.0049	U	
VMP-11	5	VMP-11-5-012624	1/26/2024	< 0.0048	U		< 0.0048	U		0.0022	J		< 0.0085	U		< 0.0042	U	
VMP-11	5	VMP-11-5-043024	4/30/2024	< 0.0052	U		< 0.0052	U		< 0.0050	U		0.0024	J		< 0.0046	U	
VMP-11	5	VMP-11-5-072324	7/23/2024	< 0.0057	U		< 0.0057	U		< 0.0054	U		0.0034	J		< 0.0050	U	
VMP-11	8	VMP-11-8-102523	10/25/2023	< 0.0052	U		< 0.0052	U		< 0.0049	U		< 0.0091	U		< 0.0046	U	
VMP-11	8	VMP-11-8-012624	1/26/2024	< 0.0050	U		< 0.0050	U		< 0.0047	U		< 0.0088	U		< 0.0044	U	
VMP-11	8	VMP-11-8-043024	4/30/2024	< 0.0048	U		< 0.0048	U		< 0.0046	U		< 0.0086	U		< 0.0043	U	
VMP-11	8	VMP-11-8-043024-DUP	4/30/2024	< 0.0050	U		< 0.0050	U		< 0.0047	U		< 0.0088	U		< 0.0044	U	
VMP-11	8	VMP-11-8-072324	7/23/2024	< 0.0059	U		< 0.0059	U		< 0.0056	U		< 0.01	U		< 0.0052	U	
VMP-11	29	VMP-11-29-102523	10/25/2023	< 0.0054	U		< 0.0054	U		< 0.0051	U		< 0.0095	U		< 0.0047	U	
VMP-11	29	VMP-11-29-102523-DUP	10/25/2023	< 0.0052	U		< 0.0053	U		< 0.0050	U		< 0.0093	U		< 0.0046	U	
VMP-11	29	VMP-11-29-012624	1/26/2024	< 0.0051	U		< 0.0051	U		< 0.0048	U		< 0.0089	U		< 0.0045	U	
VMP-11	29	VMP-11-29-043024	4/30/2024	< 0.0054	U		< 0.0054	U		< 0.0052	U		< 0.0096	U		< 0.0048	U	
VMP-11	38	VMP-11-38-102523	10/25/2023	< 0.0056	U		< 0.0056	U		< 0.0053	U		< 0.0098	U		< 0.0049	U	
VMP-11	38	VMP-11-38-012624	1/26/2024	< 0.0051	U		< 0.0051	U		< 0.0048	U		< 0.0090	U		< 0.0045	U	
VMP-12	5	VMP-12-5-110123	11/1/2023	< 0.0051	U		< 0.0051	U		< 0.0048	U		< 0.0090	U		< 0.0045	U	
VMP-12	5	VMP-12-5-020124	2/1/2024	< 0.0053	U		< 0.0053	U		< 0.0051	U		< 0.0094	U		< 0.0047	U	
VMP-12	5	VMP-12-5-050224	5/2/2024	< 0.0058	U		< 0.0058	U		< 0.0055	U		< 0.01	U		< 0.0051	U	
VMP-12	5	VMP-12-5-072424	7/24/2024	< 0.0052	U		< 0.0053	U		< 0.0050	U		< 0.0093	U		< 0.0046	U	
VMP-12	11.5	VMP-12-11.5-110123	11/1/2023	< 0.0052	U		< 0.0052	U		< 0.0049	U		< 0.0091	U		< 0.0046	U	
VMP-12	11.5	VMP-12-11.5-020124	2/1/2024	< 0.0053	U		< 0.0053	U		< 0.0050	U		< 0.0093	U		< 0.0047	U	
VMP-12	11.5	VMP-12-11.5-050224	5/2/2024	< 0.0054	U		< 0.0054	U		< 0.0051	U		< 0.0096	U		< 0.0048	U	
VMP-12	11.5	VMP-12-11.5-072424	7/24/2024	< 0.0056	U		< 0.0056	U		< 0.0053	U		< 0.0098	U		< 0.0049	U	
VMP-12	25	VMP-12-25-110123	11/1/2023	< 0.0048	U		< 0.0048	U		< 0.0046	U		< 0.0085	U		< 0.0042	U	
VMP-12	25	VMP-12-25-020124	2/1/2024	5.9	J		3.2	J		340			62			21		
VMP-12	25	VMP-12-25-050224	5/2/2024	< 0.0054	U		< 0.0054	U		< 0.0052	U		< 0.0096	U		< 0.0048	U	
VMP-12	25	VMP-12-25-072424	7/24/2024	< 0.0059	U		< 0.0059	U		< 0.0056	U		< 0.01	U		< 0.0052	U	
VMP-12	39	VMP-12-39-110123	11/1/2023	< 40	U		< 40	U		2800			66	J		< 36	U	
VMP-12	39	VMP-12-39-020124	2/1/2024	< 15	U		< 15	U		2000			17	J		3.1	J	
VMP-12	39	VMP-12-39-050224	5/2/2024	< 140	U		< 140	U		3900			17	J		< 120	U	
VMP-12	39	VMP-12-39-072424	7/24/2024	< 11	U		< 11	U		170			< 9.8	U		< 9.8	U	

TABLE 6
HISTORICAL SUMMARY OF SOIL VAPOR ANALYTICAL DETECTIONS AND SCREENING RESULTS: PUBLIC WORKS YARD AND WRR - VOCS

Location	Depth (ft bgs)	Sample ID	Sample Date	1,2,4-Trimethylbenzene			1,3,5-Trimethylbenzene			2,2,4-Trimethylpentane			m,p-Xylene			o-Xylene		
													820			790		
				Result (mg/m^3)	Lab Quals	AECOM Quals	Result (mg/m^3)	Lab Quals	AECOM Quals	Result (mg/m^3)	Lab Quals	AECOM Quals	Result (mg/m^3)	Lab Quals	AECOM Quals	Result (mg/m^3)	Lab Quals	AECOM Quals
VMP-13	5	VMP-13-5-110223	11/2/2023	< 0.0052	U		< 0.0052	U		< 0.0049	U		< 0.0092	U		< 0.0046	U	
VMP-13	5	VMP-13-5-012524	1/25/2024	< 0.0051	U		< 0.0051	U		< 0.0049	U		< 0.0091	U		< 0.0045	U	
VMP-13	5	VMP-13-5-042924	4/29/2024	< 0.0051	U		< 0.0051	U		< 0.0048	U		0.0018	J		< 0.0045	U	
VMP-13	10.5	VMP-13-10.5-110223	11/2/2023	< 0.0051	U		< 0.0051	U		< 0.0049	U		< 0.0091	U		< 0.0045	U	
VMP-13	10.5	VMP-13-10.5-012524	1/25/2024	< 0.0050	U		< 0.0050	U		< 0.0047	U		< 0.0088	U		< 0.0044	U	
VMP-13	10.5	VMP-13-10.5-042924	4/29/2024	< 0.0051	U		< 0.0051	U		< 0.0048	U		< 0.0089	U		< 0.0045	U	
VMP-13	21.5	VMP-13-21.5-110223	11/2/2023	< 0.0052	U		< 0.0053	U		< 0.0050	U		< 0.0093	U		< 0.0046	U	
VMP-13	21.5	VMP-13-21.5-012524	1/25/2024	< 0.0048	U		< 0.0048	U		< 0.0046	U		0.0040	J		0.0012	J	
VMP-13	21.5	VMP-13-21.5-042924	4/29/2024	< 0.0051	U		< 0.0051	U		< 0.0048	U		< 0.0090	U		< 0.0045	U	
VMP-13	21.5	VMP-13-21.5-042924-DUP	4/29/2024	< 0.0051	U		< 0.0051	U		< 0.0048	U		< 0.0089	U		< 0.0045	U	
VMP-13	29.5	VMP-13-29.5-110223	11/2/2023	< 0.0055	U		< 0.0055	U		< 0.0052	U		< 0.0098	U		< 0.0049	U	
VMP-13	29.5	VMP-13-29.5-012524	1/25/2024	< 0.0050	U		< 0.0050	U		< 0.0047	U		< 0.0088	U		< 0.0044	U	
VMP-13	29.5	VMP-13-29.5-042924	4/29/2024	< 0.0052	U		< 0.0053	U		0.025			< 0.0093	U		< 0.0046	U	
VMP-14	5	VMP-14-5-110223	11/2/2023	< 0.0049	U		< 0.0049	U		< 0.0046	U		< 0.0086	U		< 0.0043	U	
VMP-14	5	VMP-14-5-012524	1/25/2024	0.016			0.0058			0.0057			0.038			0.019		
VMP-14	5	VMP-14-5-042924	4/29/2024	< 0.0049	U		< 0.0049	U		< 0.0046	U		< 0.0086	U		< 0.0043	U	
VMP-14	11.5	VMP-14-11.5-110223	11/2/2023	< 0.0050	U		< 0.0050	U		< 0.0048	U		< 0.0089	U		< 0.0044	U	
VMP-14	11.5	VMP-14-11.5-110223-DUP	11/2/2023	< 0.0048	U		< 0.0048	U		< 0.0045	U		0.0010	J		< 0.0042	U	
VMP-14	11.5	VMP-14-11.5-012524	1/25/2024	< 0.0054	U		< 0.0054	U		< 0.0051	U		< 0.0095	U		< 0.0047	U	
VMP-14	11.5	VMP-14-11.5-042924	4/29/2024	< 0.0051	U		< 0.0051	U		< 0.0048	U		< 0.0089	U		< 0.0045	U	
VMP-14	20	VMP-14-20-110223	11/2/2023	0.0023	J		< 0.0050	U		0.0048			0.0047	J		< 0.0044	U	
VMP-14	20	VMP-14-20-012524	1/25/2024	< 0.0052	U		< 0.0052	U		0.044			< 0.0092	U		< 0.0046	U	
VMP-14	20	VMP-14-20-042924	4/29/2024	< 0.0052	U		< 0.0052	U		< 0.0050	U		< 0.0092	U		< 0.0046	U	
VMP-14	29	VMP-14-29-110223	11/2/2023	< 0.0051	U		< 0.0051	U		< 0.0048	U		< 0.0090	U		< 0.0045	U	
VMP-14	29	VMP-14-29-012524	1/25/2024	< 0.0051	U		< 0.0051	U		0.0097			< 0.0090	U		< 0.0045	U	
VMP-14	29	VMP-14-29-042924	4/29/2024	< 0.0051	U		< 0.0051	U		< 0.0048	U		< 0.0090	U		< 0.0045	U	
VMP-15	5	VMP-15-5-103023	10/30/2023	< 0.0050	U		< 0.0050	U		< 0.0047	U		< 0.0088	U		< 0.0044	U	
VMP-15	5	VMP-15-5-012524	1/25/2024	< 0.0052	U		< 0.0052	U		< 0.0050	U		< 0.0092	U		< 0.0046	U	
VMP-15	5	VMP-15-5-043024	4/30/2024	< 0.0054	U		< 0.0054	U		< 0.0051	U		< 0.0095	U		< 0.0048	U	
VMP-15	5	VMP-15-5-072324	7/23/2024	< 0.0056	U		< 0.0056	U		< 0.0053	U		< 0.0098	U		< 0.0049	U	
VMP-15	21.5	VMP-15-21.5-103023	10/30/2023	< 0.0050	U		< 0.0050	U		< 0.0047	U		< 0.0088	U		< 0.0044	U	
VMP-15	21.5	VMP-15-21.5-103023-DUP	10/30/2023	< 0.0052	U		< 0.0053	U		< 0.0050	U		< 0.0093	U		< 0.0046	U	
VMP-15	21.5	VMP-15-21.5-012524	1/25/2024	< 0.0051	U		< 0.0051	U		0.0088			0.00082	J		< 0.0045	U	
VMP-15	21.5	VMP-15-21.5-043024	4/30/2024	< 0.0055	U		< 0.0055	U		< 0.0052	U		< 0.0097	U		< 0.0049	U	
VMP-15	21.5	VMP-15-21.5-072324	7/23/2024	< 0.0047	U		< 0.0047	U		< 0.0045	U		< 0.0083	J	U	< 0.0042	U	
VMP-15	25.5	VMP-15-25.5-103023	10/30/2023	< 0.0050	U		< 0.0050	U		< 0.0047	U		0.00072	J		< 0.0044	U	
VMP-15	25.5	VMP-15-25.5-012524	1/25/2024	< 0.0052	U		< 0.0053	U		< 0.0050	U		< 0.0093	U		< 0.0046	U	
VMP-15	25.5	VMP-15-25.5-043024	4/30/2024	< 0.0056	U		< 0.0056	U		< 0.0054	U		< 0.01	U		< 0.0050	U	
VMP-15	25.5	VMP-15-25.5-072324	7/23/2024	< 0.0056	U		< 0.0056	U		< 0.0054	U		0.00087	J		< 0.0050	U	
VMP-15	29	VMP-15-29-103023	10/30/2023	< 0.0048	U		< 0.0048	U		< 0.0045	U		< 0.0084	U		< 0.0042	U	
VMP-15	29	VMP-15-29-012524	1/25/2024	< 0.0052	U		< 0.0053	U		< 0.0050	U		< 0.0093	U		< 0.0046	U	
VMP-15	29	VMP-15-29-043024	4/30/2024	< 0.0057	U		< 0.0057	U		< 0.0054	U		< 0.01	U		< 0.0050	U	
VMP-15	29	VMP-15-29-072324	7/23/2024	< 0.0054	U		< 0.0054	U		< 0.0051	U		< 0.0096	U		< 0.0048	U	
VMP-16	5	VMP-16-5-110123	11/1/2023	< 0.0050	U		< 0.0050	U		< 0.0047	U		0.0026	J		0.0012	J	
VMP-16	5	VMP-16-5-020124	2/1/2024	< 0.0052	U		< 0.0052	U		< 0.0049	U		< 0.0091	U		< 0.0046	U	
VMP-16	5	VMP-16-5-050224	5/2/2024	< 0.0056	U		< 0.0056	U		< 0.0053	U		< 0.0098	U		< 0.0049	U	
VMP-16	5	VMP-16-5-072424	7/24/2024	< 0.0057	U		< 0.0057	U		0.027			< 0.01	U		< 0.0050	U	
VMP-16	13.5	VMP-16-13.5-120123	12/1/2023	0.17	J		< 1.3	U		1600			0.28	J		< 1.2	U	
VMP-16	13.5	VMP-16-13.5-022924	2/29/2024	< 2.8	U		< 2.8	U		760			< 2.5	U		< 2.5	U	
VMP-16	13.5	VMP-16-13.5-050224	5/2/2024	7.1	J		2.4	J		790			9.2	J		4.3	J	
VMP-16	13.5	VMP-16-13.5-072424	7/24/2024	< 0.2	U		< 0.2	U		300			< 0.17	U		< 0.17	U	

SEE LAST PAGE OF TABLE FOR NOTES

TABLE 6
HISTORICAL SUMMARY OF SOIL VAPOR ANALYTICAL DETECTIONS AND SCREENING RESULTS: PUBLIC WORKS YARD AND WRR - VOCS

Location	Depth (ft bgs)	Sample ID	Sample Date	1,2,4-Trimethylbenzene			1,3,5-Trimethylbenzene			2,2,4-Trimethylpentane			m,p-Xylene			o-Xylene		
													820			790		
				Result (mg/m^3)	Lab Quals	AECOM Quals	Result (mg/m^3)	Lab Quals	AECOM Quals	Result (mg/m^3)	Lab Quals	AECOM Quals	Result (mg/m^3)	Lab Quals	AECOM Quals	Result (mg/m^3)	Lab Quals	AECOM Quals
VMP-16	19	VMP-16-19-110123	11/1/2023	< 7.2	U		< 7.2	U		1700			2	J		< 6.3	U	
VMP-16	19	VMP-16-19-020124	2/1/2024	4.7	J		< 8.1	U		1600			31			12		
VMP-16	19	VMP-16-19-050224	5/2/2024	2.5	J		< 14	U		1500			4.1	J		< 12	U	
VMP-16	19	VMP-16-19-072424	7/24/2024	< 12	U		< 12	U		1300			< 10	U		< 10	U	
VMP-16	31	VMP-16-31-110123	11/1/2023	7.4	J		< 23	U		4000			65			17	J	
VMP-16	31	VMP-16-31-020124	2/1/2024	4.6	J		< 9.9	U		3800			25			6.9	J	
VMP-16	31	VMP-16-31-050224	5/2/2024	< 27	U		< 27	U		3400			9	J		< 24	U	
VMP-16	31	VMP-16-31-072424	7/24/2024	< 12	U		< 12	U		2500			< 10	U		< 10	U	
VMP-17	5	VMP-17-5-110223	11/2/2023	< 0.0054	U		< 0.0054	U		< 0.0052	U		< 0.0096	U		< 0.0048	U	
VMP-17	5	VMP-17-5-110223-DUP	11/2/2023	< 0.0049	U		< 0.0049	U		< 0.0046	U		< 0.0086	U		< 0.0043	U	
VMP-17	5	VMP-17-5-020124	2/1/2024	< 0.0056	U		< 0.0056	U		< 0.0053	U		< 0.0098	U		< 0.0049	U	
VMP-17	5	VMP-17-5-043024	4/30/2024	< 0.0052	U		< 0.0052	U		< 0.0050	U		< 0.0092	U		< 0.0046	U	
VMP-25	5	VMP-25-5-110123	11/1/2023	0.0044	J		< 0.014	U		1.8			0.0091	J		0.0054	J	
VMP-25	5	VMP-25-5-110123-DUP	11/1/2023	< 0.0080	U		< 0.0080	U		1.8			0.0046	J		0.0032	J	
VMP-25	5	VMP-25-5-072324	7/23/2024	0.0036	J		< 0.0071	U		1.5			0.0099	J		0.0059	J	
VMP-25	5	VMP-25-5-072324-DUP	7/23/2024	0.0040	J		0.0022	J		1.5			0.012	J		0.0064		
VMP-25	9.5	VMP-25-9.5-072324	7/23/2024	0.0036	J		0.0026	J		1.9			0.0090	J		0.0055	J	
VMP-25	9.5	VMP-25-9.5-072324-DUP	7/23/2024	< 0.024	U		< 0.024	U		2			0.01	J		0.0062	J	
VMP-41	10	VMP-41-10-102623	10/26/2023	< 0.0054	U		< 0.0054	U		< 0.0051	U		< 0.0096	U		< 0.0048	U	
VMP-41	10	VMP-41-10-012624	1/26/2024	< 0.0050	U		< 0.0050	U		0.0026	J		< 0.0088	U		< 0.0044	U	
VMP-41	10	VMP-41-10-043024	4/30/2024	< 0.0052	U		< 0.0053	U		< 0.0050	U		< 0.0093	U		< 0.0046	U	
VMP-41	10	VMP-41-10-072324	7/23/2024	< 0.0054	U		< 0.0054	U		0.025			< 0.0096	U		< 0.0048	U	
VMP-41	20	VMP-41-20-102623	10/26/2023	< 0.0056	U		< 0.0056	U		< 0.0053	U		< 0.0099	U		< 0.0050	U	
VMP-41	20	VMP-41-20-012624	1/26/2024	< 0.0051	J	U	< 0.0051	U		< 0.0048	U		0.0048	J		0.0019	J	
VMP-41	20	VMP-41-20-043024	4/30/2024	< 0.0056	U		< 0.0056	U		< 0.0054	U		< 0.01	U		< 0.0050	U	
VMP-41	20	VMP-41-20-072324	7/23/2024	< 0.0057	U		< 0.0057	U		< 0.0054	U		< 0.01	U		< 0.0050	U	
VMP-41	26	VMP-41-26-102623	10/26/2023	< 0.0053	U		< 0.0053	U		< 0.0050	U		< 0.0094	U		< 0.0047	U	
VMP-41	26	VMP-41-26-102623-DUP	10/26/2023	< 0.0054	U		< 0.0054	U		< 0.0051	U		< 0.0095	U		< 0.0047	U	
VMP-41	26	VMP-41-26-012624	1/26/2024	< 0.0049	U		< 0.0049	U		< 0.0047	U		< 0.0087	U		< 0.0043	U	
VMP-41	26	VMP-41-26-043024	4/30/2024	< 0.0055	U		< 0.0055	U		< 0.0052	U		< 0.0098	U		< 0.0049	U	
VMP-41	26	VMP-41-26-072324	7/23/2024	< 0.0049	U		< 0.0049	U		< 0.0047	U		0.0019	J		< 0.0044	U	
VMP-55	20	VMP-55-20-103023	10/30/2023	< 1.8	U		< 1.8	U		90			< 3.2	U		< 1.6	U	
VMP-55	20	VMP-55-20-012524	1/25/2024	< 1.1	U		< 1.1	U		190			< 0.96	U		< 0.96	U	
VMP-55	20	VMP-55-20-043024	4/30/2024	< 32	U		< 32	U		370			4.8	J		< 28	U	
VMP-55	20	VMP-55-20-072324	7/23/2024	< 27	U		< 27	U		330			< 24	U		< 24	U	

Notes:

Analytes shown were detected in at least one location on Table 5 or Table 6 during the current quarter or previous 3 quarters.

Blank screening criteria cell indicates analyte does not have a screening criterion.

< #.## Gray text indicates the analyte was not detected above the given reporting limit.

Bold results are detections above the reporting limit (RL), or estimated detections between the method detection limit (MDL) and RL.

Yellow cells indicate detections that exceed industrial screening criteria.

In November 2020 a gasoline release was discovered at a pipeline owned and operated b Buckeye Partners LP. In the vicinity of the release site, increased petroleum concentratio have been observed at VMP-12 and VMP-16, and groundwater monitoring well P-66, which are in the WRR.

Lab Qualifiers

J = Estimated value; results between the MDL and RL

U = Compound analyzed for but not detected above the RL

AECOM Qualifiers

J = Estimated detection

UJ = Estimated non-detect

U = Non-detect due to blank contamination

SEE LAST PAGE OF TABLE FOR NOTES

TABLE 7
HISTORICAL SUMMARY OF SOIL VAPOR ANALYTICAL RESULTS - NATURAL GASES

Location	Depth (ft bgs)	Sample ID	Sample Date	Carbon Dioxide			Carbon Monoxide			Ethane			Ethene			Helium			Methane			Nitrogen			Oxygen		
				Result (%)	Lab Quals	AECOM Quals	Result (%)	Lab Quals	AECOM Quals	Result (%)	Lab Quals	AECOM Quals	Result (%)	Lab Quals	AECOM Quals	Result (%)	Lab Quals	AECOM Quals	Result (%)	Lab Quals	AECOM Quals	Result (%)	Lab Quals	AECOM Quals	Result (%)	Lab Quals	AECOM Quals
VMP-1	5	VMP-1-5-102723	10/27/2023	0.083			< 0.020	U		< 0.0020	U		< 0.0020	U		1.1			0.00022			78			21		
VMP-1	5	VMP-1-5-013024	1/30/2024	0.10			< 0.022	U		< 0.0022	U		< 0.0022	U		0.20			0.00014	J		78			22		
VMP-1	5	VMP-1-5-050324	5/3/2024	0.16			< 0.024	U		< 0.0024	U		< 0.0024	U		0.088	J		0.000072	J		78			22		
VMP-1	5	VMP-1-5-072624	7/26/2024	0.71			< 0.025	U		< 0.0025	U		< 0.0025	U		0.12			< 0.00025	U		79			20		
VMP-1	8.5	VMP-1-8.5-102723	10/27/2023	0.077			< 0.022	U		< 0.0022	U		< 0.0022	U		1.6			0.00024			77			21		
VMP-1	8.5	VMP-1-8.5-013024	1/30/2024	0.098			< 0.022	U		< 0.0022	U		< 0.0022	U		0.12			0.000078	J		78			22		
VMP-1	8.5	VMP-1-8.5-013024-DUP	1/30/2024	0.098			< 0.020	U		< 0.0020	U		< 0.0020	U		0.12			0.000084	J		78			22		
VMP-1	8.5	VMP-1-8.5-050324	5/3/2024	0.17			< 0.024	U		< 0.0024	U		< 0.0024	U		0.43			< 0.00024	U		78			21		
VMP-1	8.5	VMP-1-8.5-072624	7/26/2024	0.69			< 0.021	U		< 0.0021	U		< 0.0021	U		0.19			< 0.00021	U		78			21		
VMP-1	38.5	VMP-1-38.5-013024	1/30/2024	0.096			< 0.020	U		< 0.0020	U		< 0.0020	U		1.6			0.00011	J		77			21		
VMP-1	38.5	VMP-1-38.5-050324	5/3/2024	0.16			< 0.022	U		< 0.0022	U		< 0.0022	U		1.5			0.000090	J		77			21		
VMP-1	38.5	VMP-1-38.5-072624	7/26/2024	0.66			< 0.024	U		< 0.0024	U		< 0.0024	U		0.29			< 0.00024	U		78			21		
VMP-2	5	VMP-2-5-103023	10/30/2023	0.16			< 0.027	U		< 0.0027	U		< 0.0027	U		< 0.14	U		0.00016	J		78			22		
VMP-2	5	VMP-2-5-013124	1/31/2024	0.096			< 0.021	U		< 0.0021	U		< 0.0021	U		0.062	J		0.00016	J		79			21		
VMP-2	5	VMP-2-5-050624	5/6/2024	0.31			< 0.023	U		< 0.0023	U		< 0.0023	U		< 0.11	U		< 0.00023	U		79			21		
VMP-2	5	VMP-2-5-072324	7/23/2024	0.52			< 0.023	U		< 0.0023	U		< 0.0023	U		< 0.11	U		0.00012	J		78			21		
VMP-2	8.5	VMP-2-8.5-103023	10/30/2023	0.42			< 0.021	U		< 0.0021	U		< 0.0021	U		< 0.10	U		0.000072	J		78			21		
VMP-2	8.5	VMP-2-8.5-013124	1/31/2024	0.14			< 0.022	U		< 0.0022	U		< 0.0022	U		0.093	J		0.00012	J		79			21		
VMP-2	8.5	VMP-2-8.5-050624	5/6/2024	0.36			< 0.022	U		< 0.0022	U		< 0.0022	U		< 0.11	U		< 0.00022	U		79			21		
VMP-2	8.5	VMP-2-8.5-072324	7/23/2024	0.99			< 0.022	U		< 0.0022	U		< 0.0022	U		< 0.11	U		0.00032			79			20		
VMP-2	22	VMP-2-22-103023	10/30/2023	0.62			< 0.020	U		< 0.0020	U		< 0.0020	U		0.047	J		0.00015	J		78			21		
VMP-2	22	VMP-2-22-013124	1/31/2024	0.25			< 0.021	U		< 0.0021	U		< 0.0021	U		0.066	J		0.00013	J		79			21		
VMP-2	22	VMP-2-22-050624	5/6/2024	0.48			< 0.020	U		< 0.0020	U		< 0.0020	U		< 0.10	U		0.000098	J		78			21		
VMP-2	22	VMP-2-22-072324	7/23/2024	1.2			< 0.022	U		< 0.0022	U		< 0.0022	U		0.049	J		0.00027			79			20		
VMP-2	42	VMP-2-42-072324	7/23/2024	2.4			< 0.023	U		0.0028			< 0.0023	U		0.24			8.0			73			16		
VMP-3	5	VMP-3-5-110223	11/2/2023	0.056			< 0.020	U		< 0.0020	U		< 0.0020	U		0.10	J		0.00023			78			22		
VMP-3	5	VMP-3-5-022924	2/29/2024	0.057			< 0.022	U		< 0.0022	U		< 0.0022	U		1.1			0.00019	J		78			21		
VMP-3	5	VMP-3-5-050224	5/2/2024	0.65			< 0.024	U		< 0.0024	U		< 0.0024	U		0.23			0.000077	J		80			19		
VMP-3	5	VMP-3-5-072524	7/25/2024	0.23			< 0.023	U		< 0.0023	U		< 0.0023	U		0.10	J		0.00025			80			20		
VMP-3	10	VMP-3-10-110223	11/2/2023	0.17			< 0.020	U		< 0.0020	U		< 0.0020	U		0.37			0.00026			77			22		
VMP-3	10	VMP-3-10-020224	2/2/2024	0.14			< 0.018	U		< 0.0018	U		< 0.0018	U		0.27			0.00030			78			22		
VMP-3	10	VMP-3-10-050224	5/2/2024	0.34			< 0.024	U		< 0.0024	U		< 0.0024	U		0.80			0.00021	J		78			21		
VMP-3	10	VMP-3-10-072524	7/25/2024	0.32			< 0.023	U		< 0.0023	U		< 0.0023	U		2.7			0.00022	J		77			20		
VMP-3	22	VMP-3-22-110223	11/2/2023	1.7			< 0.020	U		< 0.0020	U		< 0.0020	U		< 0.10	U		< 0.00020	U		78			20		
VMP-3	22	VMP-3-22-020224	2/2/2024	0.92			< 0.020	U		< 0.0020	U		< 0.0020	U		0.0034	J		< 0.00020	U		78			21		
VMP-3	22	VMP-3-22-050224	5/2/2024	0.98			< 0.024	U		< 0.0024	U		< 0.0024	U		0.020	J		< 0.00024	U		79			20		
VMP-3	22	VMP-3-22-090924	9/9/2024	2.7			< 0.024	U		< 0.0024	U		< 0.0024	U		0.011	J		< 0.00024	U		78			19		
VMP-3	31.5	VMP-3-31.5-110223	11/2/2023	3.3			< 0.020	U		< 0.0020	U		< 0.0020	U		0.0074	J		< 0.00020	U		80			17		
VMP-3	31.5	VMP-3-31.5-020224	2/2/2024	2.8			< 0.019	U		< 0.0019	U		< 0.0019	U		0.0059	J		0.000082	J		78			19		
VMP-3	31.5	VMP-3-31.5-050224	5/2/2024	2.1			< 0.025	U		< 0.0025	U		< 0.0025	U		0.0034	J		< 0.00025	U		79			19		
VMP-3	31.5	VMP-3-31.5-072524	7/25/2024	1.3			< 0.024	U		< 0.0024	U		< 0.0024	U		< 0.12	U		0.000083	J		80			19		
VMP-3	39	VMP-3-39-050224	5/2/2024	9.9			< 0.023	U		< 0.0023	U		< 0.0023	U		0.0024	J		0.012			82			7.5		
VMP-4	5	VMP-4-5-103123	10/31/2023	0.39			< 0.020	U		< 0.0020	U		< 0.0020	U		0.0031	J		< 0.00020	U		79			21		
VMP-4	5	VMP-4-5-020224	2/2/2024	0.071			< 0.022	U		< 0.0022	U		< 0.0022	U		0.39			0.00022	J		78			22		
VMP-4	5	VMP-4-5-050624	5/6/2024	0.16			< 0.021	U		< 0.0021	U		< 0.0021	U		0.20			0.00021			79			21		
VMP-4	5	VMP-4-5-050624-DUP	5/6/2024	0.16			< 0.021	U		< 0.0021	U		< 0.0021	U		0.20			0.00021			79			21		
VMP-4	5	VMP-4-5-072924	7/29/2024	0.20			< 0.024	U		< 0.0024	U		< 0.0024	U		0.084	J		0.00020	J		79			21		
VMP-4	5	VMP-4-5-072924-DUP	7/29/2024	0.20			< 0.023	U		< 0.0023	U		< 0.0023	U		0.070	J		0.00020	J		79			21		
VMP-4	12	VMP-4-12-103123	10/31/2023	2.8			< 0.021	U		< 0.0021	U		< 0.0021	U		0.026	J		< 0.00021	U		77			20		
VMP-4	12	VMP-4-12-103123-DUP	10/31/2023	2.8			< 0.021	U		< 0.0021	U		< 0.0021	U		0.013	J		< 0.00021	U		77			20		
VMP-4	12	VMP-4-12-020224	2/2/2024	0.31			< 0.022	U		< 0.0022	U		< 0.0022	U		< 0.11	U		0.00016	J		78			22		
VMP-4	12	VMP-4-12-050624	5/6/2024	0.42			< 0.022	U		< 0.0022	U		< 0.0022	U		< 0.11	U		0.00018	J		78			21		
VMP-4	12	VMP-4-12-072924	7/29/2024	0.47			< 0.022	U		< 0.0022	U		< 0.0022	U		< 0.11	U		0.00011	J		80			20		
VMP-4	23.5	VMP-4-23.5-103123	10/31/2023	3.0			< 0.021	U		< 0.0021	U		< 0.0021	U		0.016	J		0.000058	J		78			19		
VMP-4	23.5	VMP-4-23.5-020224	2/2/2024	3.4			< 0.021	U		< 0.0021	U		< 0.0021	U		< 0.11	U		0.00013	J		78			19		
VMP-4	23.5	VMP-4-23.5-050624	5/6/2024	2.5			< 0.021	U		< 0.0021	U		< 0.0021	U		< 0.10	U		< 0.00021	U		78			19		
VMP-4	23.5	VMP-4-23.5-073024	7/30/2024	2.3			< 0.021	U		< 0.0021	U		< 0.0021	U		0.0033	J		< 0.00021	J	U	80			18		
VMP-5	5	VMP-5-5-103023	10/30/2023	0.43			< 0.021	U		< 0.0021	U		< 0.0021	U		0.0076	J		0.00013	J		78			21		
VMP-5	5	VMP-5-5-012924	1/29/2024	0.12			< 0.020	U		< 0.0020	U		< 0.0020	U		< 0.098	U		0.00018	J		79			21		
VMP-5	5	VMP-5-5-050124	5/1/2024	0.30			< 0.021	U		< 0.0021	U		< 0.0021	U		0.0041	J		0.00016	J		79			21		
VMP-5	5	VMP-5-5-072924	7/29/2024	0.80			< 0.024	U		< 0.0024	U		< 0.0024	U		< 0.12	U		< 0.00024	U		79			20		

TABLE 7
HISTORICAL SUMMARY OF SOIL VAPOR ANALYTICAL RESULTS - NATURAL GASES

Location	Depth (ft bgs)	Sample ID	Sample Date	Carbon Dioxide			Carbon Monoxide			Ethane			Ethene			Helium			Methane			Nitrogen			Oxygen		
				Result (%)	Lab Quals	AECOM Quals	Result (%)	Lab Quals	AECOM Quals	Result (%)	Lab Quals	AECOM Quals	Result (%)	Lab Quals	AECOM Quals	Result (%)	Lab Quals	AECOM Quals	Result (%)	Lab Quals	AECOM Quals	Result (%)	Lab Quals	AECOM Quals	Result (%)	Lab Quals	AECOM Quals
VMP-5	12.5	VMP-5-12.5-103023	10/30/2023	1.9			< 0.021	U		< 0.0021	U		< 0.0021	U		< 0.10	U		< 0.00021	U		78			20		
VMP-5	12.5	VMP-5-12.5-012924	1/29/2024	0.57			< 0.020	U		< 0.0020	U		< 0.0020	U		< 0.10	U		< 0.00020	U		78			21		
VMP-5	12.5	VMP-5-12.5-050124	5/1/2024	1.1			< 0.021	U		< 0.0021	U		< 0.0021	U		< 0.11	U		< 0.00021	U		79			20		
VMP-5	12.5	VMP-5-12.5-072924	7/29/2024	1.9			< 0.025	U		< 0.0025	U		< 0.0025	U		< 0.12	U		< 0.00025	U		79			19		
VMP-5	31	VMP-5-31-103023	10/30/2023	2.6			< 0.020	U		< 0.0020	U		< 0.0020	U		< 0.099	U		0.00023			78			19		
VMP-5	31	VMP-5-31-012924	1/29/2024	2.5			< 0.022	U		< 0.0022	U		< 0.0022	U		< 0.11	U		0.000062	J		78			20		
VMP-5	31	VMP-5-31-050124	5/1/2024	1.6			< 0.021	U		< 0.0021	U		< 0.0021	U		< 0.11	U		0.000091	J		78			20		
VMP-5	31	VMP-5-31-050124-DUP	5/1/2024	1.6			< 0.020	U		< 0.0020	U		< 0.0020	U		0.0063	J		0.000086	J		79			19		
VMP-5	31	VMP-5-31-072924	7/29/2024	2.5			< 0.023	U		< 0.0023	U		< 0.0023	U		0.0035	J		< 0.00023	U		80			18		
VMP-5	40	VMP-5-40-103123	10/31/2023	2.7			< 0.022	U		< 0.0022	U		< 0.0022	U		0.022	J		0.00024			78			19		
VMP-5	40	VMP-5-40-012924	1/29/2024	2.5			< 0.021	U		< 0.0021	U		< 0.0021	U		< 0.10	U		0.00030			78			20		
VMP-5	40	VMP-5-40-050124	5/1/2024	1.8			< 0.022	U		< 0.0022	U		< 0.0022	U		0.059	J		0.00034			78			20		
VMP-5	40	VMP-5-40-072924	7/29/2024	2.6			< 0.024	U		< 0.0024	U		< 0.0024	U		0.0047	J		< 0.00024	U		79			18		
VMP-6	5	VMP-6-5-110123	11/1/2023	2.0			< 0.022	U		< 0.0022	U		< 0.0022	U		0.036	J		0.00016	J		78			20		
VMP-6	5	VMP-6-5-020124	2/1/2024	1.9			< 0.022	U		< 0.0022	U		< 0.0022	U		0.0059	J		< 0.00022	U		78			20		
VMP-6	5	VMP-6-5-020124-DUP	2/1/2024	1.9			< 0.022	U		< 0.0022	U		< 0.0022	U		0.0051	J		< 0.00022	U		78			20		
VMP-6	5	VMP-6-5-043024	4/30/2024	0.56			< 0.026	U		< 0.0026	U		< 0.0026	U		< 0.13	U		< 0.00026	U		79			20		
VMP-6	5	VMP-6-5-043024-DUP	4/30/2024	0.56			< 0.026	U		< 0.0026	U		< 0.0026	U		< 0.13	U		< 0.00026	U		79			20		
VMP-6	5	VMP-6-5-072424	7/24/2024	0.72			< 0.023	U		< 0.0023	U		< 0.0023	U		0.033	J		0.00014	J		79			20		
VMP-6	10	VMP-6-10-110123	11/1/2023	2.5			< 0.023	U		< 0.0023	U		< 0.0023	U		0.0049	J		0.00015	J		78			19		
VMP-6	10	VMP-6-10-020124	2/1/2024	2.2			< 0.022	U		< 0.0022	U		< 0.0022	U		0.49			< 0.00022	U		78			19		
VMP-6	10	VMP-6-10-043024	4/30/2024	0.80			< 0.025	U		< 0.0025	U		< 0.0025	U		0.0053	J		0.0027			80			19		
VMP-6	10	VMP-6-10-072424	7/24/2024	3.0			< 0.023	U		< 0.0023	U		< 0.0023	U		0.48			< 0.00023	U		78			18		
VMP-6	31.5	VMP-6-31.5-110123	11/1/2023	6.1			< 0.021	U		< 0.0021	U		< 0.0021	U		0.017	J		< 0.00021	U		78			16		
VMP-6	31.5	VMP-6-31.5-020124	2/1/2024	5.9			< 0.023	U		< 0.0023	U		< 0.0023	U		0.016	J		< 0.00023	U		79			15		
VMP-6	31.5	VMP-6-31.5-043024	4/30/2024	4.1			< 0.024	U		< 0.0024	U		< 0.0024	U		0.013	J		< 0.00024	U		79			17		
VMP-6	31.5	VMP-6-31.5-072424	7/24/2024	4.8			< 0.022	U		< 0.0022	U		< 0.0022	U		< 0.11	U		< 0.00022	U		81			14		
VMP-6	31.5	VMP-6-31.5-072424-DUP	7/24/2024	4.8			< 0.021	U		< 0.0021	U		< 0.0021	U		< 0.11	U		< 0.00021	U		80			15		
VMP-6	39	VMP-6-39-110123	11/1/2023	7.0			< 0.021	U		< 0.0021	U		< 0.0021	U		< 0.10	U		0.028			79			14		
VMP-6	39	VMP-6-39-020124	2/1/2024	6.8			< 0.022	U		< 0.0022	U		< 0.0022	U		0.0021	J		< 0.00022	U		79			14		
VMP-6	39	VMP-6-39-043024	4/30/2024	5.1			< 0.023	U		< 0.0023	U		< 0.0023	U		< 0.12	U		< 0.00023	U		79			16		
VMP-6	39	VMP-6-39-072424	7/24/2024	5.6			< 0.022	U		< 0.0022	U		< 0.0022	U		< 0.11	U		< 0.00022	U		80			14		
VMP-7	5	VMP-7-5-102623	10/26/2023	3.0			< 0.021	U		< 0.0021	U		< 0.0021	U		< 0.11	U		< 0.00021	U		79			18		
VMP-7	5	VMP-7-5-013024	1/30/2024	1.6			< 0.022	U		< 0.0022	U		< 0.0022	U		< 0.11	U		0.00020	J		78			20		
VMP-7	5	VMP-7-5-050324	5/3/2024	0.68			< 0.022	U		< 0.0022	U		< 0.0022	U		< 0.11	U		< 0.00022	U		79			20		
VMP-7	5	VMP-7-5-072524	7/25/2024	1.4			< 0.022	U		< 0.0022	U		< 0.0022	U		0.87			0.000074	J		79			19		
VMP-7	13.5	VMP-7-13.5-102623	10/26/2023	3.0			< 0.022	U		< 0.0022	U		< 0.0022	U		< 0.11	U		< 0.00022	U		79			18		
VMP-7	13.5	VMP-7-13.5-013024	1/30/2024	2.2			< 0.020	U		< 0.0020	U		< 0.0020	U		< 0.098	U		0.00015	J		78			20		
VMP-7	13.5	VMP-7-13.5-050324	5/3/2024	0.70			< 0.021	U		< 0.0021	U		< 0.0021	U		< 0.11	U		< 0.00021	U		78			21		
VMP-7	13.5	VMP-7-13.5-050324-DUP	5/3/2024	0.71			< 0.022	U		< 0.0022	U		< 0.0022	U		< 0.11	U		< 0.00022	U		78			21		
VMP-7	13.5	VMP-7-13.5-072524	7/25/2024	1.5			< 0.022	U		< 0.0022	U		< 0.0022	U		0.080	J		0.000069	J		78			20		
VMP-7	29.5	VMP-7-29.5-102623	10/26/2023	5.2			< 0.022	U		< 0.0022	U		< 0.0022	U		0.037	J		< 0.00022	U		79			16		
VMP-7	29.5	VMP-7-29.5-013024	1/30/2024	5.5			< 0.020	U		< 0.0020	U		< 0.0020	U		< 0.099	U		0.00015	J		80			15		
VMP-7	29.5	VMP-7-29.5-050324	5/3/2024	3.3			< 0.022	U		< 0.0022	U		< 0.0022	U		< 0.11	U		< 0.00022	U		79			18		
VMP-7	29.5	VMP-7-29.5-072524	7/25/2024	3.4			< 0.023	U		< 0.0023	U		< 0.0023	U		< 0.12	U		0.000054	J		80			17		
VMP-7	38	VMP-7-38-102623	10/26/2023	4.3			< 0.021	U		< 0.0021	U		< 0.0021	U		< 0.10	U		< 0.00021	U		79			17		
VMP-7	38	VMP-7-38-013024	1/30/2024	4.6			< 0.020	U		< 0.0020	U		< 0.0020	U		0.0040	J		0.00023			79			16		
VMP-7	38	VMP-7-38-050324	5/3/2024	2.9			< 0.021	U		< 0.0021	U		< 0.0021	U		< 0.10	U		< 0.00021	U		78			19		
VMP-7	38	VMP-7-38-072524	7/25/2024	2.8			< 0.022	U		< 0.0022	U		< 0.0022	U		0.29			0.00012	J		79			18		
VMP-8	5	VMP-8-5-102523	10/25/2023	2.8			< 0.022	U		< 0.0022	U		< 0.0022	U		< 0.11	U		0.00011	J		78			19		
VMP-8	5	VMP-8-5-012424	1/24/2024	0.46			< 0.020	U		< 0.0020	U		< 0.0020	U		0.0047	J		0.00011	J		80			19		
VMP-8	5	VMP-8-5-042524	4/25/2024	2.6			< 0.022	U		< 0.0022	U		< 0.0022	U		0.0059	J		0.000076	J		78			19		
VMP-8	5	VMP-8-5-072224	7/22/2024	0.64			< 0.020	U		< 0.0020	U		< 0.0020	U		0.026	J		0.00019	J		79			20		
VMP-8	9.5	VMP-8-9.5-102523	10/25/2023	5.2			< 0.022	U		< 0.0022	U		< 0.0022	U		0.0052	J		< 0.00022	U		78			17		
VMP-8	9.5	VMP-8-9.5-012424	1/24/2024	3.9			< 0.021	U		< 0.0021	U		< 0.0021	U		< 0.10	U		< 0.00021	U		79			17		
VMP-8	9.5	VMP-8-9.5-042524	4/25/2024	4.2			< 0.020	U		< 0.0020	U		< 0.0020	U		0.013	J		0.00010	J		80			16		
VMP-8	9.5	VMP-8-9.5-072224	7/22/2024	1.4			< 0.022	U		< 0.0022	U		< 0.0022	U		1.3			0.00013	J		78			19		

TABLE 7
HISTORICAL SUMMARY OF SOIL VAPOR ANALYTICAL RESULTS - NATURAL GASES

Location	Depth (ft bgs)	Sample ID	Sample Date	Carbon Dioxide			Carbon Monoxide			Ethane			Ethene			Helium			Methane			Nitrogen			Oxygen		
				Result (%)	Lab Quals	AECOM Quals	Result (%)	Lab Quals	AECOM Quals	Result (%)	Lab Quals	AECOM Quals	Result (%)	Lab Quals	AECOM Quals	Result (%)	Lab Quals	AECOM Quals	Result (%)	Lab Quals	AECOM Quals	Result (%)	Lab Quals	AECOM Quals	Result (%)	Lab Quals	AECOM Quals
VMP-8	23.5	VMP-8-23.5-102523	10/25/2023	5.5			< 0.021	U		< 0.0021	U		< 0.0021	U		0.036	J		< 0.00021	U		80			15		
VMP-8	23.5	VMP-8-23.5-012424	1/24/2024	5.2			< 0.021	U		< 0.0021	U		< 0.0021	U		< 0.10	U		0.00014	J		79			16		
VMP-8	23.5	VMP-8-23.5-012424-DUP	1/24/2024	5.2			< 0.022	U		< 0.0022	U		< 0.0022	U		< 0.11	U		0.00012	J		79			16		
VMP-8	23.5	VMP-8-23.5-042524	4/25/2024	5.1			< 0.021	U		< 0.0021	U		< 0.0021	U		0.020	J		< 0.00021	U		80			15		
VMP-8	23.5	VMP-8-23.5-072224	7/22/2024	4.1			< 0.022	U		< 0.0022	U		< 0.0022	U		0.048	J		< 0.00022	U		79			17		
VMP-8	35.5	VMP-8-35.5-102523	10/25/2023	1.1			< 0.021	U		< 0.0021	U		< 0.0021	U		0.33			0.00018	J		78			21		
VMP-8	35.5	VMP-8-35.5-012424	1/24/2024	1.1			< 0.021	U		< 0.0021	U		< 0.0021	U		0.51			0.00020	J		78			20		
VMP-8	35.5	VMP-8-35.5-042524	4/25/2024	0.93			< 0.021	U		< 0.0021	U		< 0.0021	U		0.38			0.00019	J		79			20		
VMP-8	35.5	VMP-8-35.5-090924	9/9/2024	0.067			< 0.021	U		< 0.0021	U		< 0.0021	U		1.1			0.00029			78			21		
VMP-9	5	VMP-9-5-102523	10/25/2023	0.99			< 0.022	U		< 0.0022	U		< 0.0022	U		< 0.11	U		0.00011	J		78			21		
VMP-9	5	VMP-9-5-012424	1/24/2024	1.2			< 0.021	U		< 0.0021	U		< 0.0021	U		0.0038	J		0.000067	J		80			19		
VMP-9	5	VMP-9-5-042524	4/25/2024	0.64			< 0.022	U		< 0.0022	U		< 0.0022	U		0.024	J		0.00013	J		79			20		
VMP-9	5	VMP-9-5-072224	7/22/2024	0.26			< 0.024	U		< 0.0024	U		< 0.0024	U		0.027	J		0.00026			80			20		
VMP-9	11.5	VMP-9-11.5-102523	10/25/2023	2.1			< 0.022	U		< 0.0022	U		< 0.0022	U		< 0.11	U		< 0.00022	U		78			20		
VMP-9	11.5	VMP-9-11.5-012424	1/24/2024	2.1			< 0.020	U		< 0.0020	U		< 0.0020	U		0.0028	J		< 0.00020	U		79			19		
VMP-9	11.5	VMP-9-11.5-042524	4/25/2024	1.2			< 0.023	U		< 0.0023	U		< 0.0023	U		0.013	J		< 0.00023	U		79			20		
VMP-9	11.5	VMP-9-11.5-072224	7/22/2024	1.4			< 0.024	U		< 0.0024	U		< 0.0024	U		0.037	J		0.00011	J		79			20		
VMP-9	25.5	VMP-9-25.5-102523	10/25/2023	4.0			< 0.022	U		< 0.0022	U		< 0.0022	U		0.017	J	J	< 0.00022	U		79			17		
VMP-9	25.5	VMP-9-25.5-102523-DUP	10/25/2023	3.9			< 0.021	U		< 0.0021	U		< 0.0021	U		0.28		J	< 0.00021	U		79			17		
VMP-9	25.5	VMP-9-25.5-012424	1/24/2024	3.8			< 0.021	U		< 0.0021	U		< 0.0021	U		0.0034	J		0.000062	J		79			17		
VMP-9	25.5	VMP-9-25.5-042524	4/25/2024	2.4			< 0.023	U		< 0.0023	U		< 0.0023	U		0.012	J		< 0.00023	U		79			19		
VMP-9	25.5	VMP-9-25.5-072224	7/22/2024	2.3			< 0.023	U		< 0.0023	U		< 0.0023	U		< 0.12	U		< 0.00023	U		79			19		
VMP-9	38.5	VMP-9-38.5-102523	10/25/2023	6.9			< 0.022	U		< 0.0022	U		< 0.0022	U		< 0.11	U		< 0.00022	U		81			12		
VMP-9	38.5	VMP-9-38.5-012424	1/24/2024	7.7			< 0.022	U		< 0.0022	U		< 0.0022	U		0.061	J		0.00011	J		81			11		
VMP-9	38.5	VMP-9-38.5-042524	4/25/2024	6.4			< 0.022	U		< 0.0022	U		< 0.0022	U		0.025	J		0.000093	J		81			13		
VMP-9	38.5	VMP-9-38.5-042524-DUP	4/25/2024	6.5			< 0.023	U		< 0.0023	U		< 0.0023	U		0.027	J		0.00011	J		80			13		
VMP-9	38.5	VMP-9-38.5-072224	7/22/2024	3.8			< 0.023	U		< 0.0023	U		< 0.0023	U		0.0094	J		0.000068	J		79			17		
VMP-10	5	VMP-10-5-102623	10/26/2023	0.84			< 0.022	U		< 0.0022	U		< 0.0022	U		< 0.11	U		< 0.00022	U		78			21		
VMP-10	5	VMP-10-5-012624	1/26/2024	0.45			< 0.019	U		< 0.0019	U		< 0.0019	U		0.025	J		< 0.00019	U		78			21		
VMP-10	5	VMP-10-5-042924	4/29/2024	0.95			< 0.020	U		< 0.0020	U		< 0.0020	U		< 0.10	U		< 0.00020	U		78			21		
VMP-10	5	VMP-10-5-072324	7/23/2024	0.15			< 0.022	U		< 0.0022	U		< 0.0022	U		0.047	J		0.00027			79			21		
VMP-10	10	VMP-10-10-102623	10/26/2023	1.1			< 0.021	U		< 0.0021	U		< 0.0021	U		0.55			< 0.00021	U		78			20		
VMP-10	10	VMP-10-10-012624	1/26/2024	0.59			< 0.019	U		< 0.0019	U		< 0.0019	U		1.1		J	0.000080	J		78			20		
VMP-10	10	VMP-10-10-012624-DUP	1/26/2024	0.66			< 0.019	U		< 0.0019	U		< 0.0019	U		< 0.093	U	UJ	0.000055	J		79			20		
VMP-10	10	VMP-10-10-042924	4/29/2024	0.76			< 0.022	U		< 0.0022	U		< 0.0022	U		< 0.11	U		0.00029			78			21		
VMP-10	10	VMP-10-10-090924	9/9/2024	0.069			< 0.020	U		< 0.0020	U		< 0.0020	U		0.0047	J		0.00034			79			21		
VMP-10	20	VMP-10-20-102623	10/26/2023	1.7			< 0.020	U		< 0.0020	U		< 0.0020	U		0.0019	J		< 0.00020	U		78			20		
VMP-10	20	VMP-10-20-012624	1/26/2024	1.3			< 0.022	U		< 0.0022	U		< 0.0022	U		0.010	J		< 0.00022	U		79			20		
VMP-10	20	VMP-10-20-042924	4/29/2024	1.1			< 0.021	U		< 0.0021	U		< 0.0021	U		< 0.11	U		< 0.00021	U		78			21		
VMP-10	20	VMP-10-20-072324	7/23/2024	0.32			< 0.024	U		< 0.0024	U		< 0.0024	U		0.0083	J		0.010			79			21		
VMP-10	20	VMP-10-20-072324-DUP	7/23/2024	0.32			< 0.022	U		< 0.0022	U		< 0.0022	U		0.0068	J		0.010			79			21		
VMP-10	30	VMP-10-30-102623	10/26/2023	2.3			< 0.021	U		< 0.0021	U		< 0.0021	U		< 0.10	U		0.000090	J		79			19		
VMP-10	30	VMP-10-30-012624	1/26/2024	2.2			< 0.020	U		< 0.0020	U		< 0.0020	U		< 0.10	U		0.00013	J		79			19		
VMP-10	30	VMP-10-30-042924	4/29/2024	1.9			< 0.022	U		< 0.0022	U		< 0.0022	U		0.0069	J		< 0.00022	U		78			20		
VMP-10	30	VMP-10-30-072324	7/23/2024	0.79			< 0.025	U		< 0.0025	U		< 0.0025	U		0.0082	J		0.0011			78			21		
VMP-11	5	VMP-11-5-102523	10/25/2023	1.1			< 0.022	U		< 0.0022	U		< 0.0022	U		< 0.11	U		< 0.00022	U		79			20		
VMP-11	5	VMP-11-5-012624	1/26/2024	0.34			< 0.019	U		< 0.0019	U		< 0.0019	U		< 0.097	U		0.000086	J		79			21		
VMP-11	5	VMP-11-5-043024	4/30/2024	1.3			< 0.021	U		< 0.0021	U		< 0.0021	U		0.029	J		0.00012	J		79			20		
VMP-11	5	VMP-11-5-072324	7/23/2024	0.12			< 0.023	U		< 0.0023	U		< 0.0023	U		0.0098	J		0.00032			79			21		
VMP-11	8	VMP-11-8-102523	10/25/2023	1.2			< 0.021	U		< 0.0021	U		< 0.0021	U		0.0042	J		< 0.00021	U		78			21		
VMP-11	8	VMP-11-8-012624	1/26/2024	0.36			< 0.020	U		< 0.0020	U		< 0.0020	U		< 0.10	U		0.00044			79			21		
VMP-11	8	VMP-11-8-043024	4/30/2024	1.5			< 0.020	U		< 0.0020	U		< 0.0020	U		0.028	J		0.00011	J		79			19		
VMP-11	8	VMP-11-8-043024-DUP	4/30/2024	1.5			< 0.020	U		< 0.0020	U		< 0.0020	U		0.020	J		0.00011	J		79			19		
VMP-11	8	VMP-11-8-072324	7/23/2024	0.20			< 0.024	U		< 0.0024	U		< 0.0024	U		0.023	J		0.00022	J		79			21		
VMP-11	29	VMP-11-29-102523	10/25/2023	2.1			< 0.022	U		< 0.0022	U		< 0.0022	U		0.30			< 0.00022	U		79			19		
VMP-11	29	VMP-11-29-102523-DUP	10/25/2023	2.1			< 0.022	U		< 0.0022	U		< 0.0022	U		0.30			< 0.00022	U		79			19		
VMP-11	29	VMP-11-29-012624	1/26/2024	1.4			< 0.021	U		< 0.0021	U		< 0.0021	U		0.011	J		0.000054	J		79			20		
VMP-11	29	VMP-11-29-043024	4/30/2024	2.0			< 0.022	U		< 0.0022	U		< 0.0022	U		0.023	J		< 0.00022	U		79			19		
VMP-11	38	VMP-11-38-102523	10/25/2023	1.1			< 0.023	U		< 0.0023	U		< 0.0023	U		0.0027	J		0.000062	J		78			21		
VMP-11	38	VMP-11-38-012624	1/26/2024	0.36			< 0.021	U		< 0.0021	U		< 0.0021	U		0.012	J		< 0.00021	U		79			21		

TABLE 7
HISTORICAL SUMMARY OF SOIL VAPOR ANALYTICAL RESULTS - NATURAL GASES

Location	Depth (ft bgs)	Sample ID	Sample Date	Carbon Dioxide			Carbon Monoxide			Ethane			Ethene			Helium			Methane			Nitrogen			Oxygen		
				Result (%)	Lab Quals	AECOM Quals	Result (%)	Lab Quals	AECOM Quals	Result (%)	Lab Quals	AECOM Quals	Result (%)	Lab Quals	AECOM Quals	Result (%)	Lab Quals	AECOM Quals	Result (%)	Lab Quals	AECOM Quals	Result (%)	Lab Quals	AECOM Quals	Result (%)	Lab Quals	AECOM Quals
VMP-12	5	VMP-12-5-110123	11/1/2023	0.047			< 0.021	U		< 0.0021	U		< 0.0021	U		0.030	J		0.00020	J		78			22		
VMP-12	5	VMP-12-5-020124	2/1/2024	0.050			< 0.022	U		< 0.0022	U		< 0.0022	U		0.015	J		0.00020	J		78			22		
VMP-12	5	VMP-12-5-050224	5/2/2024	0.072			< 0.024	U		< 0.0024	U		< 0.0024	U		< 0.12	U		0.00018	J		78			22		
VMP-12	5	VMP-12-5-072424	7/24/2024	0.055			< 0.021	U		< 0.0021	U		< 0.0021	U		0.16			0.00023			79			21		
VMP-12	11.5	VMP-12-11.5-110123	11/1/2023	0.11			< 0.021	U		< 0.0021	U		< 0.0021	U		0.0083	J		0.00017	J		78			22		
VMP-12	11.5	VMP-12-11.5-020124	2/1/2024	1.2			< 0.022	U		< 0.0022	U		< 0.0022	U		< 0.11	U		< 0.00022	U		81			18		
VMP-12	11.5	VMP-12-11.5-050224	5/2/2024	0.095			< 0.022	U		< 0.0022	U		< 0.0022	U		< 0.11	U		< 0.00022	U		78			22		
VMP-12	11.5	VMP-12-11.5-072424	7/24/2024	0.068			< 0.023	U		< 0.0023	U		< 0.0023	U		4.1			0.00029			76			20		
VMP-12	25	VMP-12-25-110123	11/1/2023	4.0			< 0.020	U		< 0.0020	U		< 0.0020	U		< 0.098	U		< 0.00020	U		78			18		
VMP-12	25	VMP-12-25-020124	2/1/2024	14			< 0.020	U		0.00022	J		< 0.0020	U		0.012	J		8.0			76			1.4		
VMP-12	25	VMP-12-25-050224	5/2/2024	10			< 0.022	U		< 0.0022	U		< 0.0022	U		< 0.11	U		0.0010			84			6.0		
VMP-12	25	VMP-12-25-072424	7/24/2024	3.5			< 0.024	U		< 0.0024	U		< 0.0024	U		0.25			< 0.00024	U		78			18		
VMP-12	39	VMP-12-39-110123	11/1/2023	15			< 0.020	U		0.00035	J		< 0.0020	U		0.033	J		16			68			1.3		
VMP-12	39	VMP-12-39-020124	2/1/2024	15			< 0.021	U		0.00088	J		< 0.0021	U		< 0.10	U		28			55			1.1		
VMP-12	39	VMP-12-39-050224	5/2/2024	15			< 0.022	U		0.00057	J		< 0.0022	U		< 0.11	U		24			58			1.0		
VMP-12	39	VMP-12-39-072424	7/24/2024	13			< 0.022	U		0.00021	J		< 0.0022	U		0.013	J		6.7			78			2.0		
VMP-13	5	VMP-13-5-110223	11/2/2023	1.1			< 0.021	U		< 0.0021	U		< 0.0021	U		0.016	J		< 0.00021	U		78			21		
VMP-13	5	VMP-13-5-012524	1/25/2024	0.027			< 0.021	U		< 0.0021	U		< 0.0021	U		0.0030	J		< 0.00021	U		79			21		
VMP-13	5	VMP-13-5-042924	4/29/2024	0.12			< 0.021	U		< 0.0021	U		< 0.0021	U		< 0.10	U		< 0.00021	U		79			21		
VMP-13	10.5	VMP-13-10.5-110223	11/2/2023	1.2			< 0.021	U		< 0.0021	U		< 0.0021	U		0.026	J		< 0.00021	U		79			20		
VMP-13	10.5	VMP-13-10.5-012524	1/25/2024	0.64			< 0.020	U		< 0.0020	U		< 0.0020	U		0.029	J		< 0.00020	U		78			21		
VMP-13	10.5	VMP-13-10.5-042924	4/29/2024	0.30			< 0.021	U		< 0.0021	U		< 0.0021	U		< 0.10	U		< 0.00021	U		79			21		
VMP-13	21.5	VMP-13-21.5-110223	11/2/2023	0.97			< 0.021	U		< 0.0021	U		< 0.0021	U		0.062	J		< 0.00021	U		79			20		
VMP-13	21.5	VMP-13-21.5-012524	1/25/2024	0.99			< 0.020	U		< 0.0020	U		< 0.0020	U		0.0056	J		< 0.00020	U		78			21		
VMP-13	21.5	VMP-13-21.5-042924	4/29/2024	0.58			< 0.021	U		< 0.0021	U		< 0.0021	U		0.0085	J		< 0.00021	U		78			21		
VMP-13	21.5	VMP-13-21.5-042924-DUP	4/29/2024	0.58			< 0.021	U		< 0.0021	U		< 0.0021	U		< 0.10	U		< 0.00021	U		78			21		
VMP-13	29.5	VMP-13-29.5-110223	11/2/2023	1.2			< 0.022	U		< 0.0022	U		< 0.0022	U		0.082	J		< 0.00022	U		79			20		
VMP-13	29.5	VMP-13-29.5-012524	1/25/2024	0.54			< 0.020	U		< 0.0020	U		< 0.0020	U		0.038	J		< 0.00020	U		78			21		
VMP-13	29.5	VMP-13-29.5-042924	4/29/2024	0.29			< 0.022	U		< 0.0022	U		< 0.0022	U		0.0068	J		< 0.00022	U		79			21		
VMP-14	5	VMP-14-5-110223	11/2/2023	0.22			< 0.020	U		< 0.0020	U		< 0.0020	U		0.48			0.00013	J		78			21		
VMP-14	5	VMP-14-5-012524	1/25/2024	0.34			< 0.022	U		< 0.0022	U		< 0.0022	U		2.5			0.00012	J		76			21		
VMP-14	5	VMP-14-5-042924	4/29/2024	1.3			< 0.020	U		< 0.0020	U		< 0.0020	U		1.5			0.00021			78			19		
VMP-14	11.5	VMP-14-11.5-110223	11/2/2023	0.22			< 0.020	U		< 0.0020	U		< 0.0020	U		1.1			0.00013	J		78			21		
VMP-14	11.5	VMP-14-11.5-110223-DUP	11/2/2023	0.22			< 0.019	U		< 0.0019	U		< 0.0019	U		1.1			0.00011	J		78			21		
VMP-14	11.5	VMP-14-11.5-012524	1/25/2024	0.36			< 0.022	U		< 0.0022	U		< 0.0022	U		0.68			0.000095	J		78			21		
VMP-14	11.5	VMP-14-11.5-042924	4/29/2024	1.3			< 0.021	U		< 0.0021	U		< 0.0021	U		1.6			0.00019	J		77			20		
VMP-14	20	VMP-14-20-110223	11/2/2023	8.4			< 0.020	U		< 0.0020	U		< 0.0020	U		0.095	J		0.00022			79			13		
VMP-14	20	VMP-14-20-012524	1/25/2024	6.4			< 0.021	U		< 0.0021	U		< 0.0021	U		< 0.11	U		0.00021	J		80			14		
VMP-14	20	VMP-14-20-042924	4/29/2024	5.6			< 0.021	U		< 0.0021	U		< 0.0021	U		0.047	J		0.00012	J		80			14		
VMP-14	29	VMP-14-29-110223	11/2/2023	0.35			< 0.021	U		< 0.0021	U		< 0.0021	U		0.30			0.00017	J		78			21		
VMP-14	29	VMP-14-29-012524	1/25/2024	0.44			< 0.021	U		< 0.0021	U		< 0.0021	U		0.012	J		0.00015	J		78			21		
VMP-14	29	VMP-14-29-042924	4/29/2024	3.3			< 0.021	U		< 0.0021	U		< 0.0021	U		< 0.10	U		0.000094	J		80			17		
VMP-15	5	VMP-15-5-103023	10/30/2023	6.0			< 0.020	U		< 0.0020	U		< 0.0020	U		< 0.10	U		0.000089	J		81			13		
VMP-15	5	VMP-15-5-012524	1/25/2024	2.1			< 0.021	U		< 0.0021	U		< 0.0021	U		0.018	J		< 0.00021	U		82			16		
VMP-15	5	VMP-15-5-043024	4/30/2024	4.0			< 0.022	U		< 0.0022	U		< 0.0022	U		0.014	J		< 0.00022	U		82			14		
VMP-15	5	VMP-15-5-072324	7/23/2024	1.9			< 0.023	U		< 0.0023	U		< 0.0023	U		0.0035	J		0.00014	J		79			19		
VMP-15	21.5	VMP-15-21.5-103023	10/30/2023	8.9			< 0.020	U		< 0.0020	U		< 0.0020	U		0.46			0.00012	J		80			11		
VMP-15	21.5	VMP-15-21.5-103023-DUP	10/30/2023	8.8			< 0.022	U		< 0.0022	U		< 0.0022	U		0.60			0.00013	J		80			11		
VMP-15	21.5	VMP-15-21.5-012524	1/25/2024	17			< 0.021	U		< 0.0021	U		< 0.0021	U		0.045	J		< 0.00021	U		80			2.7		
VMP-15	21.5	VMP-15-21.5-043024	4/30/2024	18			< 0.022	U		< 0.0022	U		< 0.0022	U		0.0035	J		< 0.00022	U		79			2.6		
VMP-15	21.5	VMP-15-21.5-072324	7/23/2024	7.8			< 0.019	U		< 0.0019	U		< 0.0019	U		0.12			0.00015	J		77			15		
VMP-15	25.5	VMP-15-25.5-103023	10/30/2023	16			< 0.020	U		< 0.0020	U		< 0.0020	U		< 0.10	U		< 0.00020	U		80			3.8		
VMP-15	25.5	VMP-15-25.5-012524	1/25/2024	20			< 0.021	U		< 0.0021	U		< 0.0021	U		0.051	J		< 0.00021	U		78			1.8		
VMP-15	25.5	VMP-15-25.5-043024	4/30/2024	20			< 0.023	U		< 0.0023	U		< 0.0023	U		0.011	J		< 0.00023	U		78			1.9		
VMP-15	25.5	VMP-15-25.5-072324	7/23/2024	11			< 0.023	U		< 0.0023	U		< 0.0023	U		0.14			< 0.00023	U		77			12		
VMP-15	29	VMP-15-29-103023	10/30/2023	17			< 0.019	U		< 0.0019	U		< 0.0019	U		< 0.097	U		< 0.00019	U		80			3.4		
VMP-15	29	VMP-15-29-012524	1/25/2024	20			< 0.022	U		< 0.0022	U		< 0.0022	U		0.022	J		< 0.00022	U		78			1.7		
VMP-15	29	VMP-15-29-043024	4/30/2024	21			< 0.023	U		< 0.0023	U		< 0.0023	U		0.0037	J		< 0.00023	U		77			1.9		
VMP-15	29	VMP-15-29-072324	7/23/2024	10			< 0.022	U		< 0.0022	U		< 0.0022	U		0.0066	J		< 0.00022	U		77			13		

TABLE 7
HISTORICAL SUMMARY OF SOIL VAPOR ANALYTICAL RESULTS - NATURAL GASES

Location	Depth (ft bgs)	Sample ID	Sample Date	Carbon Dioxide			Carbon Monoxide			Ethane			Ethene			Helium			Methane			Nitrogen			Oxygen		
				Result (%)	Lab Quals	AECOM Quals	Result (%)	Lab Quals	AECOM Quals	Result (%)	Lab Quals	AECOM Quals	Result (%)	Lab Quals	AECOM Quals	Result (%)	Lab Quals	AECOM Quals	Result (%)	Lab Quals	AECOM Quals	Result (%)	Lab Quals	AECOM Quals	Result (%)	Lab Quals	AECOM Quals
VMP-16	5	VMP-16-5-110123	11/1/2023	2.5			< 0.020	U		< 0.0020	U		< 0.0020	U		0.0028	J		< 0.00020	U		78			19		
VMP-16	5	VMP-16-5-020124	2/1/2024	9.7			< 0.021	U		< 0.0021	U		< 0.0021	U		0.0086	J		< 0.00021	U		84			6.0		
VMP-16	5	VMP-16-5-050224	5/2/2024	11			< 0.023	U		< 0.0023	U		< 0.0023	U		< 0.11	U		< 0.00023	U		82			6.7		
VMP-16	5	VMP-16-5-072424	7/24/2024	0.82			< 0.023	U		< 0.0023	U		< 0.0023	U		0.028	J		0.00010	J		79			20		
VMP-16	13.5	VMP-16-13.5-120123	12/1/2023	17			< 0.021	U		0.00054	J		< 0.0021	U		0.065	J		7.1			74			1.7		
VMP-16	13.5	VMP-16-13.5-022924	2/29/2024	15			< 0.023	U		0.000069	J		< 0.0023	U		< 0.11	U		1.9			82			1.5		
VMP-16	13.5	VMP-16-13.5-050224	5/2/2024	16			< 0.022	U		0.00016	J		< 0.0022	U		< 0.11	U		5.7			77			1.6		
VMP-16	13.5	VMP-16-13.5-072424	7/24/2024	17			< 0.024	U		< 0.0024	U		< 0.0024	U		0.010	J		0.025			82			1.4		
VMP-16	19	VMP-16-19-110123	11/1/2023	17			< 0.019	U		0.0012	J		< 0.0019	U		0.0036	J		14			68			1.3		
VMP-16	19	VMP-16-19-020124	2/1/2024	17			< 0.022	U		0.00079	J		< 0.0022	U		0.0045	J		18			63			1.3		
VMP-16	19	VMP-16-19-050224	5/2/2024	16			< 0.022	U		0.00043	J		< 0.0022	U		< 0.11	U		14			68			1.3		
VMP-16	19	VMP-16-19-072424	7/24/2024	16			< 0.023	U		0.00046	J		< 0.0023	U		< 0.12	U		8.8			73			1.8		
VMP-16	31	VMP-16-31-110123	11/1/2023	16			< 0.026	U		0.00044	J		< 0.0026	U		< 0.13	U		5.4			76			2.5		
VMP-16	31	VMP-16-31-020124	2/1/2024	17			< 0.021	U		0.00087	J		< 0.0021	U		< 0.10	U		21			59			1.6		
VMP-16	31	VMP-16-31-050224	5/2/2024	16			< 0.022	U		0.00044	J		< 0.0022	U		0.0083	J		16			66			1.2		
VMP-16	31	VMP-16-31-072424	7/24/2024	16			< 0.024	U		0.00046	J		< 0.0024	U		0.14			12			70			1.8		
VMP-17	5	VMP-17-5-110223	11/2/2023	0.61			< 0.022	U		< 0.0022	U		< 0.0022	U		0.025	J		< 0.00022	U		77			22		
VMP-17	5	VMP-17-5-110223-DUP	11/2/2023	0.57			< 0.020	U		< 0.0020	U		< 0.0020	U		0.020	J		< 0.00020	U		78			21		
VMP-17	5	VMP-17-5-020124	2/1/2024	0.28			< 0.022	U		< 0.0022	U		< 0.0022	U		< 0.11	U		< 0.00022	U		79			21		
VMP-17	5	VMP-17-5-043024	4/30/2024	0.46			< 0.021	U		< 0.0021	U		< 0.0021	U		0.013	J		< 0.00021	U		80			20		
VMP-18	8.5	VMP-18-8.5-102723	10/27/2023	4.2			< 0.022	U		< 0.0022	U		< 0.0022	U		0.0064	J		< 0.00022	U		78			18		
VMP-18	8.5	VMP-18-8.5-102723-DUP	10/27/2023	4.1			< 0.021	U		< 0.0021	U		< 0.0021	U		0.042	J		< 0.00021	U		78			18		
VMP-18	8.5	VMP-18-8.5-020124	2/1/2024	2.9			< 0.021	U		< 0.0021	U		< 0.0021	U		0.0056	J		0.00033			78			19		
VMP-18	8.5	VMP-18-8.5-042624	4/26/2024	2.2			< 0.020	U		< 0.0020	U		< 0.0020	U		0.0066	J		< 0.00020	U		79			19		
VMP-18	8.5	VMP-18-8.5-072224	7/22/2024	0.77			< 0.022	U		< 0.0022	U		< 0.0022	U		0.0062	J		0.00012	J		79			20		
VMP-18	8.5	VMP-18-8.5-072224-DUP	7/22/2024	0.77			< 0.022	U		< 0.0022	U		< 0.0022	U		0.0066	J		0.00012	J		79			20		
VMP-19	5	VMP-19-5-102623	10/26/2023	0.53			< 0.022	U		< 0.0022	U		< 0.0022	U		< 0.11	U		< 0.00022	U		78			21		
VMP-19	5	VMP-19-5-102623-DUP	10/26/2023	0.54			< 0.023	U		< 0.0023	U		< 0.0023	U		< 0.11	U		< 0.00023	U		78			21		
VMP-19	5	VMP-19-5-020224	2/2/2024	0.26			< 0.019	U		< 0.0019	U		< 0.0019	U		0.045	J		0.000055	J		79			21		
VMP-19	5	VMP-19-5-050124	5/1/2024	0.69			< 0.025	U		< 0.0025	U		< 0.0025	U		0.018	J		0.00012	J		78			21		
VMP-19	5	VMP-19-5-072224	7/22/2024	0.19			< 0.023	U		< 0.0023	U		< 0.0023	U		3.3			0.00022	J		77			20		
VMP-19	5	VMP-19-5-072224-DUP	7/22/2024	0.19			< 0.021	U		< 0.0021	U		< 0.0021	U		3.3			0.00021	J		77			20		
VMP-20	5	VMP-20-5-103123	10/31/2023	3.5			< 0.021	U		< 0.0021	U		< 0.0021	U		0.0022	J		< 0.00021	U		78			19		
VMP-20	5	VMP-20-5-012624	1/26/2024	1.3			< 0.021	U		< 0.0021	U		< 0.0021	U		< 0.10	U		0.00010	J		79			20		
VMP-20	5	VMP-20-5-042924	4/29/2024	4.5			< 0.021	U		< 0.0021	U		< 0.0021	U		< 0.10	U		< 0.00021	U		80			16		
VMP-20	5	VMP-20-5-072924	7/29/2024	12			< 0.020	U		< 0.0020	U		< 0.0020	U		--			< 0.00020	U		77			11		
VMP-20	5	VMP-20-5-072924-DUP	7/29/2024	12			< 0.021	U		< 0.0021	U		< 0.0021	U		< 0.10	U		< 0.00021	U		77			11		
VMP-20	10	VMP-20-10-103123	10/31/2023	4.9			< 0.021	U		< 0.0021	U		< 0.0021	U		0.027	J		< 0.00021	U		77			18		
VMP-20	10	VMP-20-10-012624	1/26/2024	2.4			< 0.020	U		< 0.0020	U		< 0.0020	U		< 0.10	U		< 0.00020	U		78			20		
VMP-20	10	VMP-20-10-042924	4/29/2024	5.0			< 0.024	U		< 0.0024	U		< 0.0024	U		0.0099	J		< 0.00024	U		79			16		
VMP-20	10	VMP-20-10-072924	7/29/2024	13			< 0.022	U		< 0.0022	U		< 0.0022	U		< 0.11	U		< 0.00022	U		78			8.9		
VMP-20	25	VMP-20-25-103123	10/31/2023	4.5			< 0.020	U		< 0.0020	U		< 0.0020	U		0.078	J		< 0.00020	U		78			18		
VMP-20	25	VMP-20-25-103123-DUP	10/31/2023	4.6			< 0.019	U		< 0.0019	U		< 0.0019	U		0.0090	J		< 0.00019	U		77			18		
VMP-20	25	VMP-20-25-012624	1/26/2024	2.8			< 0.020	U		< 0.0020	U		< 0.0020	U		0.0032	J		< 0.00020	U		77			20		
VMP-20	25	VMP-20-25-042924	4/29/2024	2.4			< 0.023	U		< 0.0023	U		< 0.0023	U		0.0059	J		< 0.00023	U		79			19		
VMP-20	25	VMP-20-25-072924	7/29/2024	4.9			< 0.022	U		< 0.0022	U		< 0.0022	U		< 0.11	U		< 0.00022	U		79			16		
VMP-20	39.5	VMP-20-39.5-020224	2/2/2024	2.5			< 0.020	U		< 0.0020	U		< 0.0020	U		0.0054	J		< 0.00020	U		78			19		
VMP-20	39.5	VMP-20-39.5-042924	4/29/2024	5.0			< 0.022	U		< 0.0022	U		< 0.0022	U		0.0059	J		0.000071	J		80			15		
VMP-20	39.5	VMP-20-39.5-072924	7/29/2024	10			< 0.020	U		< 0.0020	U		< 0.0020	U		0.0082	J		0.000085	J		80			10		
VMP-21	5	VMP-21-5-110223	11/2/2023	3.3			< 0.020	U		< 0.0020	U		< 0.0020	U		< 0.10	U		< 0.00020	U		78			19		
VMP-21	5	VMP-21-5-020124	2/1/2024	1.1			< 0.023	U		< 0.0023	U		< 0.0023	U		< 0.12	U		< 0.00023	U		79			20		
VMP-21	5	VMP-21-5-050624	5/6/2024	2.5			< 0.022	U		< 0.0022	U		< 0.0022	U		< 0.11	U		< 0.00022	U		82			16		
VMP-21	5	VMP-21-5-072924	7/29/2024	6.9			< 0.022	U		< 0.0022	U		< 0.0022	U		< 0.11	U		< 0.00022	U		79			14		
VMP-21	10	VMP-21-10-110223	11/2/2023	6.1			< 0.020	U		< 0.0020	U		< 0.0020	U		< 0.098	U		< 0.00020	U		77			17		
VMP-21	10	VMP-21-10-020124	2/1/2024	3.6			< 0.023	U		< 0.0023	U		< 0.0023	U		< 0.12	U		< 0.00023	U		77			19		
VMP-21	10	VMP-21-10-020124-DUP	2/1/2024	3.6			< 0.022	U		< 0.0022	U		< 0.0022	U		< 0.11	U		< 0.00022	U		77			19		
VMP-21	10	VMP-21-10-050624	5/6/2024	3.4			< 0.022	U		< 0.0022	U		< 0.0022	U		0.026	J		< 0.00022	U		79			18		
VMP-21	10	VMP-21-10-072924	7/29/2024	6.3			< 0.023	U		< 0.0023	U		< 0.0023	U		0.24		J	< 0.00023	U		79			14		
VMP-21	10	VMP-21-10-072924-DUP	7/29/2024	6.3			< 0.022	U		< 0.0022	U		< 0.0022	U		< 0.11	U	UJ	< 0.00022	U		80			14		

TABLE 7
HISTORICAL SUMMARY OF SOIL VAPOR ANALYTICAL RESULTS - NATURAL GASES

Location	Depth (ft bgs)	Sample ID	Sample Date	Carbon Dioxide			Carbon Monoxide			Ethane			Ethene			Helium			Methane			Nitrogen			Oxygen		
				Result (%)	Lab Quals	AECOM Quals	Result (%)	Lab Quals	AECOM Quals	Result (%)	Lab Quals	AECOM Quals	Result (%)	Lab Quals	AECOM Quals	Result (%)	Lab Quals	AECOM Quals	Result (%)	Lab Quals	AECOM Quals	Result (%)	Lab Quals	AECOM Quals	Result (%)	Lab Quals	AECOM Quals
VMP-21	25	VMP-21-25-110223	11/2/2023	5.0			< 0.020	U		< 0.0020	U		< 0.0020	U		< 0.10	U		< 0.00020	U		78			17		
VMP-21	25	VMP-21-25-020124	2/1/2024	4.7			< 0.022	U		< 0.0022	U		< 0.0022	U		< 0.11	U		< 0.00022	U		77			18		
VMP-21	25	VMP-21-25-050624	5/6/2024	3.9			< 0.023	U		< 0.0023	U		< 0.0023	U		< 0.11	U		< 0.00023	U		78			18		
VMP-21	25	VMP-21-25-072924	7/29/2024	3.8			< 0.021	U		< 0.0021	U		< 0.0021	U		< 0.11	U		< 0.00021	U		79			17		
VMP-21	33	VMP-21-33-110223	11/2/2023	4.8			< 0.020	U		< 0.0020	U		< 0.0020	U		0.097	J		< 0.00020	U		78			17		
VMP-21	33	VMP-21-33-020124	2/1/2024	4.9			< 0.022	U		< 0.0022	U		< 0.0022	U		0.0093	J		< 0.00022	U		78			17		
VMP-21	33	VMP-21-33-050624	5/6/2024	4.3			< 0.024	U		< 0.0024	U		< 0.0024	U		< 0.12	U		< 0.00024	U		78			18		
VMP-21	33	VMP-21-33-050624-DUP	5/6/2024	4.2			< 0.022	U		< 0.0022	U		< 0.0022	U		< 0.11	U		< 0.00022	U		78			18		
VMP-21	33	VMP-21-33-072924	7/29/2024	3.8			< 0.021	U		< 0.0021	U		< 0.0021	U		0.038	J		< 0.00021	U		79			17		
VMP-22	5	VMP-22-5-103123	10/31/2023	1.1			< 0.022	U		< 0.0022	U		< 0.0022	U		0.072	J		< 0.00022	U		78			21		
VMP-22	5	VMP-22-5-013124	1/31/2024	0.27			< 0.021	U		< 0.0021	U		< 0.0021	U		< 0.10	U		0.000059	J		79			21		
VMP-22	5	VMP-22-5-050124	5/1/2024	1.0			< 0.021	U		< 0.0021	U		< 0.0021	U		< 0.11	U		0.000068	J		79			20		
VMP-22	5	VMP-22-5-073024	7/30/2024	2.2			< 0.022	U		< 0.0022	U		< 0.0022	U		< 0.11	U		< 0.00022	U		80			18		
VMP-22	10	VMP-22-10-103123	10/31/2023	0.51			< 0.020	U		< 0.0020	U		< 0.0020	U		0.033	J		0.00017	J		78			21		
VMP-22	10	VMP-22-10-022924	2/29/2024	0.21			< 0.020	U		< 0.0020	U		< 0.0020	U		0.027	J		0.00017	J		79			21		
VMP-22	10	VMP-22-10-050124	5/1/2024	1.1			< 0.022	U		< 0.0022	U		< 0.0022	U		0.13			0.00018	J		79			20		
VMP-22	10	VMP-22-10-073024	7/30/2024	2.1			< 0.022	U		< 0.0022	U		< 0.0022	U		0.033	J		< 0.00022	J	U	80			18		
VMP-22	18	VMP-22-18-103123	10/31/2023	1.7			< 0.021	U		< 0.0021	U		< 0.0021	U		0.11			0.000058	J		78			20		
VMP-22	18	VMP-22-18-013124	1/31/2024	0.49			< 0.021	U		< 0.0021	U		< 0.0021	U		0.077	J		0.00016	J		78			21		
VMP-22	18	VMP-22-18-050124	5/1/2024	1.2			< 0.021	U		< 0.0021	U		< 0.0021	U		0.0036	J		< 0.00021	U		79			20		
VMP-22	18	VMP-22-18-050124-DUP	5/1/2024	1.2			< 0.021	U		< 0.0021	U		< 0.0021	U		0.0022	J		< 0.00021	U		79			20		
VMP-22	18	VMP-22-18-073024	7/30/2024	2.7			< 0.024	U		< 0.0024	U		< 0.0024	U		< 0.12	U		< 0.00024	U		79			18		
VMP-22	38	VMP-22-38-103123	10/31/2023	0.46			< 0.021	U		< 0.0021	U		< 0.0021	U		0.18			0.00017	J		78			21		
VMP-22	38	VMP-22-38-013124	1/31/2024	0.15			< 0.019	U		< 0.0019	U		< 0.0019	U		0.074	J		0.00019			79			21		
VMP-22	38	VMP-22-38-050124	5/1/2024	1.1			< 0.036	U		< 0.0036	U		< 0.0036	U		0.29			0.00020	J		79			20		
VMP-22	38	VMP-22-38-073024	7/30/2024	1.1			< 0.023	U		< 0.0023	U		< 0.0023	U		0.82			< 0.00023	J	U	79			19		
VMP-23	5	VMP-23-5-103023	10/30/2023	0.89			< 0.022	U		< 0.0022	U		< 0.0022	U		< 0.11	U		< 0.00022	U		78			21		
VMP-23	5	VMP-23-5-013124	1/31/2024	0.33			< 0.021	U		< 0.0021	U		< 0.0021	U		0.0052	J		0.00014	J		79			21		
VMP-23	5	VMP-23-5-043024	4/30/2024	1.5			< 0.023	U		< 0.0023	U		< 0.0023	U		0.0071	J		< 0.00023	U		78			20		
VMP-23	5	VMP-23-5-073024	7/30/2024	2.8			< 0.020	U		< 0.0020	U		< 0.0020	U		0.38			< 0.00020	U		79			18		
VMP-23	5	VMP-23-5-073024-DUP	7/30/2024	3.0			< 0.021	U		< 0.0021	U		< 0.0021	U		0.0074	J		< 0.00021	U		79			18		
VMP-23	10	VMP-23-10-103023	10/30/2023	1.5			< 0.020	U		< 0.0020	U		< 0.0020	U		0.0067	J		< 0.00020	U		78			20		
VMP-23	10	VMP-23-10-103023-DUP	10/30/2023	1.5			< 0.020	U		< 0.0020	U		< 0.0020	U		< 0.10	U		< 0.00020	U		78			20		
VMP-23	10	VMP-23-10-013124	1/31/2024	0.45			< 0.019	U		< 0.0019	U		< 0.0019	U		0.018	J		0.000054	J		78			21		
VMP-23	10	VMP-23-10-013124-DUP	1/31/2024	0.45			< 0.019	U		< 0.0019	U		< 0.0019	U		0.017	J		0.000051	J		78			21		
VMP-23	10	VMP-23-10-043024	4/30/2024	1.3			< 0.023	U		< 0.0023	U		< 0.0023	U		< 0.11	U		< 0.00023	U		80			19		
VMP-23	10	VMP-23-10-073024	7/30/2024	2.6			< 0.022	U		< 0.0022	U		< 0.0022	U		< 0.11	U		< 0.00022	U		78			19		
VMP-23	25	VMP-23-25-103023	10/30/2023	3.3			< 0.021	U		< 0.0021	U		< 0.0021	U		0.011	J		< 0.00021	U		80			17		
VMP-23	25	VMP-23-25-013124	1/31/2024	2.9			< 0.020	U		< 0.0020	U		< 0.0020	U		< 0.099	U		< 0.00020	U		78			19		
VMP-23	25	VMP-23-25-043024	4/30/2024	2.2			< 0.023	U		< 0.0023	U		< 0.0023	U		0.0038	J		< 0.00023	U		79			19		
VMP-23	25	VMP-23-25-073024	7/30/2024	2.9			< 0.022	U		< 0.0022	U		< 0.0022	U		< 0.11	U		< 0.00022	U		79			18		
VMP-23	40	VMP-23-40-103023	10/30/2023	3.7			< 0.022	U		< 0.0022	U		< 0.0022	U		0.0098	J		< 0.00022	U		79			18		
VMP-23	40	VMP-23-40-013124	1/31/2024	4.1			< 0.019	U		< 0.0019	U		< 0.0019	U		0.0052	J		0.00013	J		78			18		
VMP-23	40	VMP-23-40-043024	4/30/2024	3.1			< 0.022	U		< 0.0022	U		< 0.0022	U		0.010	J		0.00017	J		78			19		
VMP-23	40	VMP-23-40-073024	7/30/2024	3.4			< 0.021	U		< 0.0021	U		< 0.0021	U		0.0048	J		< 0.00021	U		80			17		
VMP-24	5	VMP-24-5-102623	10/26/2023	4.3			< 0.021	U		< 0.0021	U		< 0.0021	U		< 0.11	U		< 0.00021	U		79			17		
VMP-24	5	VMP-24-5-012624	1/26/2024	3.6			< 0.022	U		< 0.0022	U		< 0.0022	U		< 0.11	U		0.00062			78			18		
VMP-24	5	VMP-24-5-042624	4/26/2024	4.5			< 0.022	U		< 0.0022	U		< 0.0022	U		0.0035	J		< 0.00022	U		78			18		
VMP-24	5	VMP-24-5-042624-DUP	4/26/2024	4.4			< 0.021	U		< 0.0021	U		< 0.0021	U		0.012	J		< 0.00021	U		78			18		
VMP-24	5	VMP-24-5-072524	7/25/2024	0.46			< 0.022	U		< 0.0022	U		< 0.0022	U		0.20			0.00031			79			20		
VMP-24	10	VMP-24-10-102623	10/26/2023	5.9			< 0.022	U		< 0.0022	U		< 0.0022	U		0.0036	J		< 0.00022	U		78			16		
VMP-24	10	VMP-24-10-012624	1/26/2024	4.1			< 0.020	U		< 0.0020	U		< 0.0020	U		0.015	J		0.00033			78			18		
VMP-24	10	VMP-24-10-042624	4/26/2024	5.0			< 0.022	U		< 0.0022	U		< 0.0022	U		0.0021	J		< 0.00022	U		78			17		
VMP-24	10	VMP-24-10-072524	7/25/2024	2.6			< 0.022	U		< 0.0022	U		< 0.0022	U		1.1			0.00014	J		78			18		
VMP-24	22	VMP-24-22-102623	10/26/2023	3.8			< 0.023	U		< 0.0023	U		< 0.0023	U		0.19			< 0.00023	U		78			18		
VMP-24	22	VMP-24-22-012624	1/26/2024	3.0			< 0.021	U		< 0.0021	U		< 0.0021	U		0.10	J		0.00063			79			18		
VMP-24	22	VMP-24-22-012624-DUP	1/26/2024	3.1			< 0.020	U		< 0.0020	U		< 0.0020	U		< 0.10	U		0.00068			79			18		
VMP-24	22	VMP-24-22-042624	4/26/2024	4.4			< 0.022	U		< 0.0022	U		< 0.0022	U		0.12			< 0.00022	U		79			17		
VMP-24	22	VMP-24-22-072524	7/25/2024	0.19			< 0.024	U		< 0.0024	U		< 0.0024	U		3.9			0.00024	J		76			20		

TABLE 7
HISTORICAL SUMMARY OF SOIL VAPOR ANALYTICAL RESULTS - NATURAL GASES

Location	Depth (ft bgs)	Sample ID	Sample Date	Carbon Dioxide			Carbon Monoxide			Ethane			Ethene			Helium			Methane			Nitrogen			Oxygen		
				Result (%)	Lab Quals	AECOM Quals	Result (%)	Lab Quals	AECOM Quals	Result (%)	Lab Quals	AECOM Quals	Result (%)	Lab Quals	AECOM Quals	Result (%)	Lab Quals	AECOM Quals	Result (%)	Lab Quals	AECOM Quals	Result (%)	Lab Quals	AECOM Quals	Result (%)	Lab Quals	AECOM Quals
VMP-24	34	VMP-24-34-102623	10/26/2023	4.3			< 0.022	U		< 0.0022	U		< 0.0022	U		0.062	J		< 0.00022	U		79			17		
VMP-24	34	VMP-24-34-012624	1/26/2024	3.0			< 0.020	U		< 0.0020	U		< 0.0020	U		< 0.10	U		0.00071			79			18		
VMP-24	34	VMP-24-34-042624	4/26/2024	2.8			< 0.022	U		< 0.0022	U		< 0.0022	U		0.47			0.00013	J		78			19		
VMP-24	34	VMP-24-34-072524	7/25/2024	0.12			< 0.024	U		< 0.0024	U		< 0.0024	U		4.6			0.00021	J		75			20		
VMP-25	5	VMP-25-5-110123	11/1/2023	5.0			< 0.019	U		0.0078			< 0.0019	U		0.0039	J		2.0			91			2.0		
VMP-25	5	VMP-25-5-110123-DUP	11/1/2023	5.0			< 0.025	U		0.0079			< 0.0025	U		0.0032	J		2.0			91			2.0		
VMP-25	5	VMP-25-5-072324	7/23/2024	7.9			< 0.020	U		0.032			< 0.0020	U		< 0.10	U		2.5			88			1.5		
VMP-25	5	VMP-25-5-072324-DUP	7/23/2024	8.0			< 0.021	U		0.032			< 0.0021	U		0.0035	J		2.5			88			1.6		
VMP-25	9.5	VMP-25-9.5-072324	7/23/2024	6.7			< 0.020	U		0.026			< 0.0020	U		0.034	J		2.0			89			1.9		
VMP-25	9.5	VMP-25-9.5-072324-DUP	7/23/2024	6.7			< 0.022	U		0.026			< 0.0022	U		0.0039	J		2.0			89			2.0		
VMP-32	5	VMP-32-5-110223	11/2/2023	3.8			< 0.019	U		< 0.0019	U		< 0.0019	U		< 0.097	U		0.000097	J		78			18		
VMP-32	5	VMP-32-5-020224	2/2/2024	0.81			< 0.021	U		< 0.0021	U		< 0.0021	U		< 0.11	U		0.00038			79			21		
VMP-32	5	VMP-32-5-050624	5/6/2024	1.5			< 0.020	U		< 0.0020	U		< 0.0020	U		0.082	J		0.000095	J		78			20		
VMP-32	5	VMP-32-5-073024	7/30/2024	3.2			< 0.022	U		< 0.0022	U		< 0.0022	U		0.013	J		< 0.00022	U		80			17		
VMP-32	10	VMP-32-10-110223	11/2/2023	4.6			< 0.023	U		< 0.0023	U		< 0.0023	U		0.38			< 0.00023	U		77			18		
VMP-32	10	VMP-32-10-110223-DUP	11/2/2023	4.6			< 0.022	U		< 0.0022	U		< 0.0022	U		0.34			< 0.00022	U		77			18		
VMP-32	10	VMP-32-10-020224	2/2/2024	2.6			< 0.021	U		< 0.0021	U		< 0.0021	U		0.082	J		0.000056	J		78			19		
VMP-32	10	VMP-32-10-050624	5/6/2024	2.3			< 0.024	U		< 0.0024	U		< 0.0024	U		< 0.12	U		< 0.00024	U		79			19		
VMP-32	10	VMP-32-10-073024	7/30/2024	4.1			< 0.021	U		< 0.0021	U		< 0.0021	U		< 0.11	U		< 0.00021	U		79			17		
VMP-32	20	VMP-32-20-110223	11/2/2023	0.63			< 0.022	U		< 0.0022	U		< 0.0022	U		0.53			0.00015	J		78			21		
VMP-32	20	VMP-32-20-020224	2/2/2024	0.14			< 0.021	U		< 0.0021	U		< 0.0021	U		1.1			0.00026			77			22		
VMP-32	20	VMP-32-20-050624	5/6/2024	0.42			< 0.022	U		< 0.0022	U		< 0.0022	U		0.0071	J		0.00018	J		78			21		
VMP-32	20	VMP-32-20-073024	7/30/2024	0.53			< 0.024	U		< 0.0024	U		< 0.0024	U		0.10	J		0.00019	J		79			20		
VMP-32	30	VMP-32-30-110223	11/2/2023	0.55			< 0.021	U		< 0.0021	U		< 0.0021	U		0.047	J		0.00013	J		78			21		
VMP-32	30	VMP-32-30-020224	2/2/2024	0.073			< 0.021	U		< 0.0021	U		< 0.0021	U		0.90			0.00021			78			21		
VMP-32	30	VMP-32-30-050624	5/6/2024	0.14			< 0.022	U		< 0.0022	U		< 0.0022	U		0.29			0.00021	J		78			21		
VMP-32	30	VMP-32-30-073024	7/30/2024	0.17			< 0.024	U		< 0.0024	U		< 0.0024	U		1.1			0.00023	J		79			20		
VMP-41	10	VMP-41-10-102623	10/26/2023	1.4			< 0.022	U		< 0.0022	U		< 0.0022	U		0.017	J		< 0.00022	U		79			20		
VMP-41	10	VMP-41-10-012624	1/26/2024	0.85			< 0.020	U		< 0.0020	U		< 0.0020	U		0.0064	J		< 0.00020	U		79			20		
VMP-41	10	VMP-41-10-043024	4/30/2024	0.92			< 0.021	U		< 0.0021	U		< 0.0021	U		0.0069	J		< 0.00021	U		79			20		
VMP-41	10	VMP-41-10-072324	7/23/2024	0.37			< 0.022	U		< 0.0022	U		< 0.0022	U		< 0.11	U		0.00020	J		79			21		
VMP-41	20	VMP-41-20-102623	10/26/2023	1.9			< 0.023	U		< 0.0023	U		< 0.0023	U		0.045	J		< 0.00023	U		79			19		
VMP-41	20	VMP-41-20-012624	1/26/2024	1.4			< 0.021	U		< 0.0021	U		< 0.0021	U		0.11			< 0.00021	U		80			19		
VMP-41	20	VMP-41-20-043024	4/30/2024	1.1			< 0.023	U		< 0.0023	U		< 0.0023	U		0.011	J		< 0.00023	U		79			20		
VMP-41	20	VMP-41-20-072324	7/23/2024	0.30			< 0.023	U		< 0.0023	U		< 0.0023	U		0.014	J		0.000091	J		79			21		
VMP-41	26	VMP-41-26-102623	10/26/2023	2.4			< 0.022	U		< 0.0022	U		< 0.0022	U		0.24			< 0.00022	U		79			18		
VMP-41	26	VMP-41-26-102623-DUP	10/26/2023	2.4			< 0.022	U		< 0.0022	U		< 0.0022	U		0.24			< 0.00022	U		79			18		
VMP-41	26	VMP-41-26-012624	1/26/2024	2.0			< 0.020	U		< 0.0020	U		< 0.0020	U		0.0086	J		< 0.00020	U		79			19		
VMP-41	26	VMP-41-26-043024	4/30/2024	1.5			< 0.022	U		< 0.0022	U		< 0.0022	U		0.0082	J		< 0.00022	U		79			19		
VMP-41	26	VMP-41-26-072324	7/23/2024	0.38			< 0.020	U		< 0.0020	U		< 0.0020	U		0.021	J		0.00014	J		79			21		
VMP-42	10	VMP-42-10-102723	10/27/2023	0.18			< 0.022	U		< 0.0022	U		< 0.0022	U		1.0			0.00017	J		78			21		
VMP-42	10	VMP-42-10-013124	1/31/2024	0.098			< 0.020	U		< 0.0020	U		< 0.0020	U		0.41			0.00018	J		78			21		
VMP-42	10	VMP-42-10-013124-DUP	1/31/2024	0.10			< 0.020	U		< 0.0020	U		< 0.0020	U		0.34			0.00017	J		78			21		
VMP-42	10	VMP-42-10-050324	5/3/2024	0.18			< 0.022	U		< 0.0022	U		< 0.0022	U		0.91			0.00012	J		78			21		
VMP-42	10	VMP-42-10-072424	7/24/2024	0.31			< 0.022	U		< 0.0022	U		< 0.0022	U		0.46			0.00021	J		79			20		
VMP-42	20	VMP-42-20-102723	10/27/2023	0.35			< 0.022	U		< 0.0022	U		< 0.0022	U		0.41			0.00013	J		78			21		
VMP-42	20	VMP-42-20-013124	1/31/2024	0.15			< 0.020	U		< 0.0020	U		< 0.0020	U		0.26			0.00013	J		79			21		
VMP-42	20	VMP-42-20-050324	5/3/2024	0.19			< 0.022	U		< 0.0022	U		< 0.0022	U		1.9			0.000090	J		77			21		
VMP-42	20	VMP-42-20-072424	7/24/2024	0.47			< 0.022	U		< 0.0022	U		< 0.0022	U		0.18			0.00015	J		79			20		
VMP-42	30	VMP-42-30-102723	10/27/2023	0.17			< 0.031	U		< 0.0031	U		< 0.0031	U		1.0			0.00020	J		78			21		
VMP-42	30	VMP-42-30-102723-DUP	10/27/2023	0.17			< 0.020	U		< 0.0020	U		< 0.0020	U		1.0			0.00020	J		78			21		
VMP-42	30	VMP-42-30-013124	1/31/2024	0.071			< 0.021	U		< 0.0021	U		< 0.0021	U		1.3			0.00020	J		78			21		
VMP-42	30	VMP-42-30-050624	5/6/2024	0.13			< 0.023	U		< 0.0023	U		< 0.0023	U		0.010	J		0.00019	J		79			21		
VMP-42	30	VMP-42-30-072424	7/24/2024	1.2			< 0.023	U		< 0.0023	U		< 0.0023	U		0.31			0.00011	J		79			19		
VMP-42	30	VMP-42-30-072424-DUP	7/24/2024	1.2			< 0.021	U		< 0.0021	U		< 0.0021	U		0.29			0.00010	J		78			20		
VMP-43	10	VMP-43-10-102723	10/27/2023	0.27			< 0.022	U		< 0.0022	U		< 0.0022	U		< 0.11	U		0.00012	J		79			21		
VMP-43	10	VMP-43-10-013024	1/30/2024	0.19			< 0.021	U		< 0.0021	U		< 0.0021	U		< 0.10	U		0.00013	J		79			21		
VMP-43	10	VMP-43-10-050324	5/3/2024	0.37			< 0.021	U		< 0.0021	U		< 0.0021	U		0.078	J		0.00034			79			21		
VMP-43	10	VMP-43-10-072624	7/26/2024	0.86			< 0.024	U		< 0.0024	U		< 0.0024	U		< 0.12	U		0.00010	J		78			21		

TABLE 7
HISTORICAL SUMMARY OF SOIL VAPOR ANALYTICAL RESULTS - NATURAL GASES

Location	Depth (ft bgs)	Sample ID	Sample Date	Carbon Dioxide			Carbon Monoxide			Ethane			Ethene			Helium			Methane			Nitrogen			Oxygen		
				Result (%)	Lab Quals	AECOM Quals	Result (%)	Lab Quals	AECOM Quals	Result (%)	Lab Quals	AECOM Quals	Result (%)	Lab Quals	AECOM Quals	Result (%)	Lab Quals	AECOM Quals	Result (%)	Lab Quals	AECOM Quals	Result (%)	Lab Quals	AECOM Quals	Result (%)	Lab Quals	AECOM Quals
VMP-43	20	VMP-43-20-102723	10/27/2023	0.50			< 0.022	U		< 0.0022	U		< 0.0022	U		0.0099	J		0.000073	J		78			21		
VMP-43	20	VMP-43-20-013024	1/30/2024	0.42			< 0.020	U		< 0.0020	U		< 0.0020	U		0.0096	J		0.000088	J		78			21		
VMP-43	20	VMP-43-20-050324	5/3/2024	0.44			< 0.022	U		< 0.0022	U		< 0.0022	U		< 0.11	U		0.00014	J		78			21		
VMP-43	20	VMP-43-20-072624	7/26/2024	0.97			< 0.023	U		< 0.0023	U		< 0.0023	U		0.0076	J		0.000083	J		79			20		
VMP-43	30	VMP-43-30-102723	10/27/2023	0.49			< 0.022	U		< 0.0022	U		< 0.0022	U		< 0.11	U		0.000074	J		78			21		
VMP-43	30	VMP-43-30-102723-DUP	10/27/2023	0.46			< 0.022	U		< 0.0022	U		< 0.0022	U		0.0096	J		0.00010	J		78			21		
VMP-43	30	VMP-43-30-013024	1/30/2024	0.44			< 0.020	U		< 0.0020	U		< 0.0020	U		0.011	J		0.000090	J		78			21		
VMP-43	30	VMP-43-30-050324	5/3/2024	0.24			< 0.021	U		< 0.0021	U		< 0.0021	U		< 0.10	U		0.000081	J		79			21		
VMP-43	30	VMP-43-30-072624	7/26/2024	0.73			< 0.023	U		< 0.0023	U		< 0.0023	U		< 0.12	U		< 0.00023	U		78			21		
VMP-45	10	VMP-45-10-102723	10/27/2023	0.47			< 0.022	U		< 0.0022	U		< 0.0022	U		0.011	J		0.00018	J		78			21		
VMP-45	10	VMP-45-10-013024	1/30/2024	0.34			< 0.020	U		< 0.0020	U		< 0.0020	U		< 0.10	U		0.00013	J		79			21		
VMP-45	10	VMP-45-10-050324	5/3/2024	0.42			< 0.021	U		< 0.0021	U		< 0.0021	U		< 0.10	U		0.00012	J		78			21		
VMP-45	10	VMP-45-10-072624	7/26/2024	0.80			< 0.022	U		< 0.0022	U		< 0.0022	U		0.0049	J		0.00010	J		78			21		
VMP-45	20	VMP-45-20-102723	10/27/2023	0.57			< 0.021	U		< 0.0021	U		< 0.0021	U		0.65			0.00014	J		78			21		
VMP-45	20	VMP-45-20-013024	1/30/2024	0.34			< 0.020	U		< 0.0020	U		< 0.0020	U		0.031	J		0.00012	J		79			21		
VMP-45	20	VMP-45-20-050324	5/3/2024	0.45			< 0.020	U		< 0.0020	U		< 0.0020	U		0.048	J		0.000077	J		78			21		
VMP-45	20	VMP-45-20-072624	7/26/2024	0.80			< 0.022	U		< 0.0022	U		< 0.0022	U		0.069	J		0.00015	J		78			21		
VMP-45	30	VMP-45-30-102723	10/27/2023	0.44			< 0.022	U		< 0.0022	U		< 0.0022	U		0.76			0.00015	J		78			21		
VMP-45	30	VMP-45-30-013024	1/30/2024	0.34			< 0.019	U		< 0.0019	U		< 0.0019	U		0.11			0.00012	J		78			21		
VMP-45	30	VMP-45-30-013024-DUP	1/30/2024	0.34			< 0.019	U		< 0.0019	U		< 0.0019	U		0.16			0.00013	J		78			21		
VMP-45	30	VMP-45-30-050324	5/3/2024	0.44			< 0.021	U		< 0.0021	U		< 0.0021	U		0.048	J		0.000096	J		78			21		
VMP-45	30	VMP-45-30-072624	7/26/2024	0.81			< 0.023	U		< 0.0023	U		< 0.0023	U		0.15			0.00017	J		78			21		
VMP-45	30	VMP-45-30-072624-DUP	7/26/2024	0.80			< 0.024	U		< 0.0024	U		< 0.0024	U		0.16			0.00012	J		78			21		
VMP-47	5	VMP-47-5-102723	10/27/2023	0.82			< 0.022	U		< 0.0022	U		< 0.0022	U		0.038	J		0.00011	J		78			21		
VMP-47	5	VMP-47-5-013124	1/31/2024	0.44			< 0.020	U		< 0.0020	U		< 0.0020	U		< 0.10	U		0.00010	J		79			21		
VMP-47	5	VMP-47-5-042924	4/29/2024	1.3			< 0.022	U		< 0.0022	U		< 0.0022	U		0.0025	J		0.00012	J		79			20		
VMP-47	5	VMP-47-5-072624	7/26/2024	4.0			< 0.020	U		< 0.0020	U		< 0.0020	U		0.16			< 0.00020	U		78			18		
VMP-47	10	VMP-47-10-102723	10/27/2023	1.5			< 0.022	U		< 0.0022	U		< 0.0022	U		< 0.11	U		< 0.00022	U		78			20		
VMP-47	10	VMP-47-10-013124	1/31/2024	0.76			< 0.020	U		< 0.0020	U		< 0.0020	U		< 0.10	U		< 0.00020	U		79			20		
VMP-47	10	VMP-47-10-042924	4/29/2024	1.8			< 0.022	U		< 0.0022	U		< 0.0022	U		0.0098	J		< 0.00022	U		79			19		
VMP-47	10	VMP-47-10-072624	7/26/2024	4.1			< 0.023	U		< 0.0023	U		< 0.0023	U		0.0046	J		< 0.00023	U		79			17		
VMP-47	20	VMP-47-20-102723	10/27/2023	1.8			< 0.022	U		< 0.0022	U		< 0.0022	U		0.0034	J		< 0.00022	U		78			20		
VMP-47	20	VMP-47-20-102723-DUP	10/27/2023	1.8			< 0.022	U		< 0.0022	U		< 0.0022	U		0.0024	J		< 0.00022	U		78			20		
VMP-47	20	VMP-47-20-013124	1/31/2024	0.79			< 0.020	U		< 0.0020	U		< 0.0020	U		< 0.10	U		< 0.00020	U		78			21		
VMP-47	20	VMP-47-20-042924	4/29/2024	1.7			< 0.022	U		< 0.0022	U		< 0.0022	U		< 0.11	U		< 0.00022	U		79			19		
VMP-47	20	VMP-47-20-072624	7/26/2024	3.8			< 0.022	U		< 0.0022	U		< 0.0022	U		< 0.11	U		< 0.00022	U		78			18		
VMP-47	20	VMP-47-20-072624-DUP	7/26/2024	3.8			< 0.022	U		< 0.0022	U		< 0.0022	U		0.019	J		< 0.00022	U		78			18		
VMP-47	30	VMP-47-30-103023	10/30/2023	2.1			< 0.020	U		< 0.0020	U		< 0.0020	U		0.0029	J		< 0.00020	U		79			19		
VMP-47	30	VMP-47-30-013124	1/31/2024	1.6			< 0.021	U		< 0.0021	U		< 0.0021	U		2.7			0.000052	J		77			19		
VMP-47	30	VMP-47-30-042924	4/29/2024	1.8			< 0.022	U		< 0.0022	U		< 0.0022	U		0.0050	J		< 0.00022	U		78			20		
VMP-47	30	VMP-47-30-072624	7/26/2024	1.9			< 0.020	U		< 0.0020	U		< 0.0020	U		0.0075	J		< 0.00020	U		78			20		
VMP-48	5	VMP-48-5-103123	10/31/2023	2.1			< 0.021	U		< 0.0021	U		< 0.0021	U		0.014	J		< 0.00021	U		79			19		
VMP-48	5	VMP-48-5-012924	1/29/2024	0.98			< 0.021	U		< 0.0021	U		< 0.0021	U		< 0.11	U		0.00015	J		79			20		
VMP-48	5	VMP-48-5-050124	5/1/2024	2.5			< 0.023	U		< 0.0023	U		< 0.0023	U		< 0.12	U		< 0.00023	U		80			17		
VMP-48	5	VMP-48-5-073124	7/31/2024	4.1			< 0.020	U		< 0.0020	U		< 0.0020	U		< 0.10	U		< 0.00020	U		80			16		
VMP-48	10	VMP-48-10-103123	10/31/2023	2.0			< 0.022	U		< 0.0022	U		< 0.0022	U		0.0050	J		< 0.00022	U		79			19		
VMP-48	10	VMP-48-10-012924	1/29/2024	0.86			< 0.023	U		< 0.0023	U		< 0.0023	U		< 0.11	U		0.00011	J		78			21		
VMP-48	10	VMP-48-10-050124	5/1/2024	1.8			< 0.022	U		< 0.0022	U		< 0.0022	U		< 0.11	U		< 0.00022	U		80			18		
VMP-48	10	VMP-48-10-073124	7/31/2024	2.9			< 0.065	U		< 0.0065	U		< 0.0065	U		< 0.32	U		< 0.00065	U		81			16		
VMP-48	20	VMP-48-20-103123	10/31/2023	3.0			< 0.020	U		< 0.0020	U		< 0.0020	U		0.0072	J		< 0.00020	U		77			20		
VMP-48	20	VMP-48-20-012924	1/29/2024	1.5			< 0.020	U		< 0.0020	U		< 0.0020	U		< 0.099	U		< 0.00020	U		78			21		
VMP-48	20	VMP-48-20-050124	5/1/2024	1.2			< 0.023	U		< 0.0023	U		< 0.0023	U		< 0.11	U		< 0.00023	U		79			20		
VMP-48	20	VMP-48-20-073124	7/31/2024	3.1			< 0.022	U		< 0.0022	U		< 0.0022	U		0.0033	J		< 0.00022	U		79			18		
VMP-48	30	VMP-48-30-103123	10/31/2023	3.4			< 0.020	U		< 0.0020	U		< 0.0020	U		0.028	J		< 0.00020	U		79			18		
VMP-48	30	VMP-48-30-012924	1/29/2024	3.0			< 0.021	U		< 0.0021	U		< 0.0021	U		0.032	J		< 0.00021	U		78			19		
VMP-48	30	VMP-48-30-050124	5/1/2024	2.3			< 0.022	U		< 0.0022	U		< 0.0022	U		0.0025	J		< 0.00022	U		79			19		
VMP-48	30	VMP-48-30-050124-DUP	5/1/2024	2.4			< 0.023	U		< 0.0023	U		< 0.0023	U		< 0.11	U		< 0.00023	U		78			20		
VMP-48	30	VMP-48-30-073124	7/31/2024	2.8			< 0.020	U		< 0.0020	U		< 0.0020	U		< 0.10	U		< 0.00020	U		79			18		

TABLE 7
HISTORICAL SUMMARY OF SOIL VAPOR ANALYTICAL RESULTS - NATURAL GASES

Location	Depth (ft bgs)	Sample ID	Sample Date	Carbon Dioxide			Carbon Monoxide			Ethane			Ethene			Helium			Methane			Nitrogen			Oxygen		
				Result (%)	Lab Quals	AECOM Quals	Result (%)	Lab Quals	AECOM Quals	Result (%)	Lab Quals	AECOM Quals	Result (%)	Lab Quals	AECOM Quals	Result (%)	Lab Quals	AECOM Quals	Result (%)	Lab Quals	AECOM Quals	Result (%)	Lab Quals	AECOM Quals	Result (%)	Lab Quals	AECOM Quals
VMP-49	5	VMP-49-5-103123	10/31/2023	1.1			< 0.021	U		< 0.0021	U		< 0.0021	U		0.043	J		< 0.00021	U		80			19		
VMP-49	5	VMP-49-5-013124	1/31/2024	0.67			< 0.021	U		< 0.0021	U		< 0.0021	U		0.48			< 0.00021	U		78			21		
VMP-49	5	VMP-49-5-050124	5/1/2024	1.3			< 0.021	U		< 0.0021	U		< 0.0021	U		< 0.10	U		< 0.00021	U		79			20		
VMP-49	5	VMP-49-5-072924	7/29/2024	2.3			< 0.021	U		< 0.0021	U		< 0.0021	U		< 0.11	U		< 0.00021	U		79			19		
VMP-49	10	VMP-49-10-103123	10/31/2023	1.8			< 0.022	U		< 0.0022	U		< 0.0022	U		0.016	J		< 0.00022	U		78			20		
VMP-49	10	VMP-49-10-013124	1/31/2024	0.59			< 0.022	U		< 0.0022	U		< 0.0022	U		0.0037	J		< 0.00022	U		78			21		
VMP-49	10	VMP-49-10-050124	5/1/2024	1.2			< 0.023	U		< 0.0023	U		< 0.0023	U		< 0.11	U		0.000075	J		79			20		
VMP-49	10	VMP-49-10-072924	7/29/2024	3.9			< 0.023	U		< 0.0023	U		< 0.0023	U		0.20			< 0.00023	U		79			17		
VMP-49	20	VMP-49-20-103123	10/31/2023	0.88			< 0.021	U		< 0.0021	U		< 0.0021	U		0.010	J		0.00010	J		78			21		
VMP-49	20	VMP-49-20-013124	1/31/2024	0.19			< 0.021	U		< 0.0021	U		< 0.0021	U		< 0.10	U		0.00011	J		79			21		
VMP-49	20	VMP-49-20-013124-DUP	1/31/2024	0.18			< 0.020	U		< 0.0020	U		< 0.0020	U		0.0027	J		0.00010	J		79			21		
VMP-49	20	VMP-49-20-050124	5/1/2024	1.2			< 0.021	U		< 0.0021	U		< 0.0021	U		0.012	J		0.00013	J		79			20		
VMP-49	20	VMP-49-20-072924	7/29/2024	2.9			< 0.022	U		< 0.0022	U		< 0.0022	U		0.0061	J		0.000076	J		79			18		
VMP-49	30	VMP-49-30-103123	10/31/2023	0.80			< 0.021	U		< 0.0021	U		< 0.0021	U		0.0094	J		< 0.00021	U		78			21		
VMP-49	30	VMP-49-30-013124	1/31/2024	0.56			< 0.021	U		< 0.0021	U		< 0.0021	U		< 0.10	U		< 0.00021	U		78			21		
VMP-49	30	VMP-49-30-050124	5/1/2024	0.72			< 0.022	U		< 0.0022	U		< 0.0022	U		0.033	J		< 0.00022	U		78			21		
VMP-49	30	VMP-49-30-072924	7/29/2024	0.80			< 0.022	U		< 0.0022	U		< 0.0022	U		< 0.11	U		< 0.00022	U		78			21		
VMP-50	5	VMP-50-5-103123	10/31/2023	4.3			< 0.020	U		< 0.0020	U		< 0.0020	U		0.0061	J		< 0.00020	U		78			18		
VMP-50	5	VMP-50-5-012624	1/26/2024	0.57			< 0.021	U		< 0.0021	U		< 0.0021	U		0.16			< 0.00021	U		79			20		
VMP-50	5	VMP-50-5-012624-DUP	1/26/2024	0.60			< 0.020	U		< 0.0020	U		< 0.0020	U		< 0.10	U		< 0.00020	U		79			20		
VMP-50	5	VMP-50-5-050124	5/1/2024	0.25			< 0.023	U		< 0.0023	U		< 0.0023	U		0.010	J		0.00019	J		79			21		
VMP-50	5	VMP-50-5-073024	7/30/2024	0.84			< 0.021	U		< 0.0021	U		< 0.0021	U		0.017	J		< 0.00021	J	U	79			20		
VMP-50	10	VMP-50-10-103123	10/31/2023	6.3			< 0.020	U		< 0.0020	U		< 0.0020	U		< 0.10	U		< 0.00020	U		79			15		
VMP-50	10	VMP-50-10-012624	1/26/2024	4.0			< 0.021	U		< 0.0021	U		< 0.0021	U		0.0028	J		< 0.00021	U		78			18		
VMP-50	10	VMP-50-10-050124	5/1/2024	0.42			< 0.023	U		< 0.0023	U		< 0.0023	U		0.0025	J		0.00019	J		78			21		
VMP-50	10	VMP-50-10-073024	7/30/2024	1.2			< 0.021	U		< 0.0021	U		< 0.0021	U		< 0.10	U		< 0.00021	J	U	79			20		
VMP-50	10	VMP-50-10-073024-DUP	7/30/2024	1.2			< 0.021	U		< 0.0021	U		< 0.0021	U		< 0.10	U		< 0.00021	J	U	79			20		
VMP-50	20	VMP-50-20-103123	10/31/2023	5.1			< 0.021	U		< 0.0021	U		< 0.0021	U		< 0.10	U		< 0.00021	U		79			16		
VMP-50	20	VMP-50-20-012624	1/26/2024	4.9			< 0.020	U		< 0.0020	U		< 0.0020	U		0.012	J		0.00010	J		79			16		
VMP-50	20	VMP-50-20-050124	5/1/2024	0.62			< 0.025	U		< 0.0025	U		< 0.0025	U		0.0082	J		0.00020	J		78			21		
VMP-50	20	VMP-50-20-073024	7/30/2024	1.6			< 0.022	U		< 0.0022	U		< 0.0022	U		< 0.11	U		< 0.00022	J	U	78			20		
VMP-50	30	VMP-50-30-103123	10/31/2023	3.1			< 0.021	U		< 0.0021	U		< 0.0021	U		0.022	J		0.00090			79			18		
VMP-50	30	VMP-50-30-012624	1/26/2024	3.0			< 0.022	U		< 0.0022	U		< 0.0022	U		0.040	J		0.00045			78			19		
VMP-50	30	VMP-50-30-050124	5/1/2024	2.3			< 0.022	U		< 0.0022	U		< 0.0022	U		< 0.11	U		0.00069			79			19		
VMP-50	30	VMP-50-30-073024	7/30/2024	2.4			< 0.020	U		< 0.0020	U		< 0.0020	U		< 0.10	U		0.00060			78			18		
VMP-51	5	VMP-51-5-102723	10/27/2023	1.3			< 0.021	U		< 0.0021	U		< 0.0021	U		0.037	J		0.000072	J		79			20		
VMP-51	5	VMP-51-5-012924	1/29/2024	0.28			< 0.022	U		< 0.0022	U		< 0.0022	U		0.0063	J		0.00011	J		79			21		
VMP-51	5	VMP-51-5-042624	4/26/2024	1.1			< 0.020	U		< 0.0020	U		< 0.0020	U		< 0.10	U		< 0.00020	U		79			20		
VMP-51	5	VMP-51-5-072624	7/26/2024	1.4			< 0.023	U		< 0.0023	U		< 0.0023	U		< 0.12	U		< 0.00023	U		79			20		
VMP-51	5	VMP-51-5-072624-DUP	7/26/2024	1.4			< 0.023	U		< 0.0023	U		< 0.0023	U		< 0.12	U		< 0.00023	U		79			20		
VMP-51	10	VMP-51-10-102723	10/27/2023	2.2			< 0.021	U		< 0.0021	U		< 0.0021	U		0.036	J		< 0.00021	U		78			20		
VMP-51	10	VMP-51-10-012924	1/29/2024	0.74			< 0.021	U		< 0.0021	U		< 0.0021	U		< 0.10	U		< 0.00021	U		78			21		
VMP-51	10	VMP-51-10-012924-DUP	1/29/2024	0.74			< 0.021	U		< 0.0021	U		< 0.0021	U		0.0083	J		< 0.00021	U		78			21		
VMP-51	10	VMP-51-10-042624	4/26/2024	1.0			< 0.020	U		< 0.0020	U		< 0.0020	U		< 0.098	U		< 0.00020	U		79			20		
VMP-51	10	VMP-51-10-072624	7/26/2024	2.5			< 0.023	U		< 0.0023	U		< 0.0023	U		0.021	J		< 0.00023	U		77			20		
VMP-51	20	VMP-51-20-102723	10/27/2023	2.4			< 0.022	U		< 0.0022	U		< 0.0022	U		0.032	J		< 0.00022	U		79			19		
VMP-51	20	VMP-51-20-012924	1/29/2024	1.7			< 0.020	U		< 0.0020	U		< 0.0020	U		0.0038	J		< 0.00020	U		78			20		
VMP-51	20	VMP-51-20-042624	4/26/2024	1.4			< 0.020	U		< 0.0020	U		< 0.0020	U		0.0057	J		< 0.00020	U		79			20		
VMP-51	20	VMP-51-20-072624	7/26/2024	2.5			< 0.021	U		< 0.0021	U		< 0.0021	U		< 0.10	U		< 0.00021	U		78			19		
VMP-51	30	VMP-51-30-102723	10/27/2023	2.8			< 0.021	U		< 0.0021	U		< 0.0021	U		0.035	J		< 0.00021	U		78			19		
VMP-51	30	VMP-51-30-012924	1/29/2024	2.4			< 0.020	U		< 0.0020	U		< 0.0020	U		0.30			< 0.00020	U		78			19		
VMP-51	30	VMP-51-30-042624	4/26/2024	2.2			< 0.021	U		< 0.0021	U		< 0.0021	U		0.0095	J		< 0.00021	U		78			20		
VMP-51	30	VMP-51-30-072924	7/29/2024	2.8			< 0.021	U		< 0.0021	U		< 0.0021	U		0.0069	J		< 0.00021	U		79			18		
VMP-52	5	VMP-52-5-103023	10/30/2023	2.3			< 0.020	U		< 0.0020	U		< 0.0020	U		0.017	J		0.000063	J		78			20		
VMP-52	5	VMP-52-5-012924	1/29/2024	0.74			< 0.021	U		< 0.0021	U		< 0.0021	U		0.0073	J		0.00020	J		78			21		
VMP-52	5	VMP-52-5-042624	4/26/2024	1.8			< 0.021	U		< 0.0021	U		< 0.0021	U		< 0.10	U		0.000066	J		79			19		
VMP-52	5	VMP-52-5-073124	7/31/2024	5.9			< 0.022	U		< 0.0022	U		< 0.0022	U		< 0.11	U		< 0.00022	U		80			14		
VMP-52	10	VMP-52-10-103023	10/30/2023	4.8			< 0.019	U		< 0.0019	U		< 0.0019	U		< 0.097	U		< 0.00019	U		77			18		
VMP-52	10	VMP-52-10-012924	1/29/2024	2.2			< 0.019	U		< 0.0019	U		< 0.0019	U		0.0058	J		< 0.00019	U		79			19		
VMP-52	10	VMP-52-10-042624	4/26/2024	2.4			< 0.021	U		< 0.0021	U		< 0.0021	U		0.0038	J		< 0.00021	U		79			19		
VMP-52	10	VMP-52-10-073124	7/31/2024	4.7			< 0.022	U		< 0.0022	U		< 0.0022	U		< 0.11	U		< 0.00022	U		79			16		

TABLE 7
HISTORICAL SUMMARY OF SOIL VAPOR ANALYTICAL RESULTS - NATURAL GASES

Location	Depth (ft bgs)	Sample ID	Sample Date	Carbon Dioxide			Carbon Monoxide			Ethane			Ethene			Helium			Methane			Nitrogen			Oxygen		
				Result (%)	Lab Quals	AECOM Quals	Result (%)	Lab Quals	AECOM Quals	Result (%)	Lab Quals	AECOM Quals	Result (%)	Lab Quals	AECOM Quals	Result (%)	Lab Quals	AECOM Quals	Result (%)	Lab Quals	AECOM Quals	Result (%)	Lab Quals	AECOM Quals	Result (%)	Lab Quals	AECOM Quals
VMP-52	20	VMP-52-20-103023	10/30/2023	5.9			< 0.020	U		< 0.0020	U		< 0.0020	U		< 0.10	U		< 0.00020	U		79			15		
VMP-52	20	VMP-52-20-012924	1/29/2024	6.3			< 0.019	U		< 0.0019	U		< 0.0019	U		0.0028	J		0.00012	J		80			14		
VMP-52	20	VMP-52-20-042624	4/26/2024	4.3			< 0.020	U		< 0.0020	U		< 0.0020	U		< 0.10	U		0.000050	J		79			17		
VMP-52	20	VMP-52-20-073124	7/31/2024	5.2			< 0.023	U		< 0.0023	U		< 0.0023	U		< 0.12	U		< 0.00023	U		80			15		
VMP-52	30	VMP-52-30-103023	10/30/2023	5.9			< 0.019	U		< 0.0019	U		< 0.0019	U		0.0080	J		< 0.00019	U		79			15		
VMP-52	30	VMP-52-30-012924	1/29/2024	6.6			< 0.020	U		< 0.0020	U		< 0.0020	U		< 0.098	U		0.00015	J		80			13		
VMP-52	30	VMP-52-30-042624	4/26/2024	5.0			< 0.022	U		< 0.0022	U		< 0.0022	U		0.011	J		0.000062	J		78			17		
VMP-52	30	VMP-52-30-042624-DUP	4/26/2024	5.0			< 0.020	U		< 0.0020	U		< 0.0020	U		< 0.099	U		0.000068	J		78			17		
VMP-52	30	VMP-52-30-073124	7/31/2024	5.7			< 0.023	U		< 0.0023	U		< 0.0023	U		< 0.12	U		< 0.00023	U		79			15		
VMP-53	5	VMP-53-5-120123	12/1/2023	1.6			< 0.021	U		< 0.0021	U		< 0.0021	U		< 0.10	U		< 0.00021	U		78			20		
VMP-53	5	VMP-53-5-012424	1/24/2024	0.74			< 0.022	U		< 0.0022	U		< 0.0022	U		0.0038	J		0.000058	J		78			21		
VMP-53	5	VMP-53-5-042524	4/25/2024	1.6			< 0.023	U		< 0.0023	U		< 0.0023	U		0.050	J		< 0.00023	U		78			20		
VMP-53	5	VMP-53-5-072224	7/22/2024	1.6			< 0.021	U		< 0.0021	U		< 0.0021	U		< 0.10	U		0.00025			78			20		
VMP-53	10	VMP-53-10-102523	10/25/2023	2.6			< 0.022	U		< 0.0022	U		< 0.0022	U		0.0027	J		< 0.00022	U		78			19		
VMP-53	10	VMP-53-10-012424	1/24/2024	1.7			< 0.023	U		< 0.0023	U		< 0.0023	U		< 0.12	U		< 0.00023	U		78			20		
VMP-53	10	VMP-53-10-042524	4/25/2024	1.4			< 0.021	U		< 0.0021	U		< 0.0021	U		0.0035	J		< 0.00021	U		79			20		
VMP-53	10	VMP-53-10-072224	7/22/2024	1.0			< 0.023	U		< 0.0023	U		< 0.0023	U		0.016	J		0.00092			79			20		
VMP-53	20	VMP-53-20-102523	10/25/2023	3.6			< 0.023	U		< 0.0023	U		< 0.0023	U		< 0.12	U		< 0.00023	U		78			18		
VMP-53	20	VMP-53-20-012424	1/24/2024	2.9			< 0.023	U		< 0.0023	U		< 0.0023	U		< 0.11	U		< 0.00023	U		78			19		
VMP-53	20	VMP-53-20-042524	4/25/2024	2.4			< 0.022	U		< 0.0022	U		< 0.0022	U		0.0058	J		< 0.00022	U		79			19		
VMP-53	20	VMP-53-20-042524-DUP	4/25/2024	2.4			< 0.022	U		< 0.0022	U		< 0.0022	U		0.0044	J		< 0.00022	U		79			19		
VMP-53	20	VMP-53-20-072224	7/22/2024	1.4			< 0.023	U		< 0.0023	U		< 0.0023	U		< 0.12	U		< 0.00023	U		79			20		
VMP-53	30	VMP-53-30-102523	10/25/2023	4.0			< 0.022	U		< 0.0022	U		< 0.0022	U		< 0.11	U		< 0.00022	U		79			17		
VMP-53	30	VMP-53-30-012424	1/24/2024	4.0			< 0.021	U		< 0.0021	U		< 0.0021	U		< 0.10	U		< 0.00021	U		79			17		
VMP-53	30	VMP-53-30-042524	4/25/2024	3.3			< 0.024	U		< 0.0024	U		< 0.0024	U		< 0.12	U		< 0.00024	U		79			18		
VMP-53	30	VMP-53-30-072224	7/22/2024	1.9			< 0.021	U		< 0.0021	U		< 0.0021	U		0.18			< 0.00021	U		79			19		
VMP-54	5	VMP-54-5-102523	10/25/2023	3.6			< 0.021	U		< 0.0021	U		< 0.0021	U		< 0.11	U		< 0.00021	U		78			18		
VMP-54	5	VMP-54-5-012424	1/24/2024	1.5			< 0.022	U		< 0.0022	U		< 0.0022	U		< 0.11	U		< 0.00022	U		80			19		
VMP-54	5	VMP-54-5-042524	4/25/2024	3.1			< 0.020	U		< 0.0020	U		< 0.0020	U		0.0034	J		< 0.00020	U		79			18		
VMP-54	5	VMP-54-5-072224	7/22/2024	4.7			< 0.023	U		< 0.0023	U		< 0.0023	U		< 0.11	U		< 0.00023	U		79			16		
VMP-54	10	VMP-54-10-102523	10/25/2023	4.2			< 0.022	U		< 0.0022	U		< 0.0022	U		0.014	J		< 0.00022	U		80			16		
VMP-54	10	VMP-54-10-012424	1/24/2024	2.5			< 0.022	U		< 0.0022	U		< 0.0022	U		0.014	J		< 0.00022	U		80			18		
VMP-54	10	VMP-54-10-042524	4/25/2024	3.2			< 0.022	U		< 0.0022	U		< 0.0022	U		< 0.11	U		< 0.00022	U		80			17		
VMP-54	10	VMP-54-10-072224	7/22/2024	4.1			< 0.023	U		< 0.0023	U		< 0.0023	U		0.0096	J		< 0.00023	U		80			16		
VMP-54	20	VMP-54-20-102523	10/25/2023	5.1			< 0.022	U		< 0.0022	U		< 0.0022	U		0.010	J		< 0.00022	U		81			14		
VMP-54	20	VMP-54-20-012424	1/24/2024	4.7			< 0.023	U		< 0.0023	U		< 0.0023	U		< 0.11	U		< 0.00023	U		79			16		
VMP-54	20	VMP-54-20-012424-DUP	1/24/2024	4.6			< 0.022	U		< 0.0022	U		< 0.0022	U		0.040	J		< 0.00022	U		79			16		
VMP-54	20	VMP-54-20-042524	4/25/2024	4.3			< 0.021	U		< 0.0021	U		< 0.0021	U		< 0.10	U		< 0.00021	U		81			15		
VMP-54	20	VMP-54-20-072224	7/22/2024	4.0			< 0.023	U		< 0.0023	U		< 0.0023	U		< 0.12	U		< 0.00023	U		80			16		
VMP-54	30	VMP-54-30-102523	10/25/2023	2.4			< 0.022	U		< 0.0022	U		< 0.0022	U		0.051	J		0.000070	J		80			18		
VMP-54	30	VMP-54-30-012424	1/24/2024	1.3			< 0.021	U		< 0.0021	U		< 0.0021	U		0.017	J		0.00034			80			19		
VMP-54	30	VMP-54-30-042524	4/25/2024	2.5			< 0.021	U		< 0.0021	U		< 0.0021	U		0.038	J		< 0.00021	U		80			18		
VMP-54	30	VMP-54-30-072224	7/22/2024	3.5			< 0.020	U		< 0.0020	U		< 0.0020	U		0.14			0.000082	J		79			17		
VMP-55	20	VMP-55-20-103023	10/30/2023	18			< 0.022	U		0.0018	J		< 0.0022	U		< 0.11	U		4.3			76			1.8		
VMP-55	20	VMP-55-20-012524	1/25/2024	17			< 0.022	U		0.0033			< 0.0022	U		< 0.11	U		6.7			74			2.4		
VMP-55	20	VMP-55-20-043024	4/30/2024	16			< 0.026	U		0.0076			< 0.0026	U		0.0069	J		14			68			1.3		
VMP-55	20	VMP-55-20-072324	7/23/2024	15			< 0.022	U		0.0034			< 0.0022	U		0.0088	J		14			68			2.4		
VMP-56	10	VMP-56-10-110123	11/1/2023	0.33			< 0.023	U		< 0.0023	U		< 0.0023	U		0.045	J		< 0.00023	U		79			21		
VMP-56	10	VMP-56-10-020124	2/1/2024	0.23			< 0.022	U		< 0.0022	U		< 0.0022	U		< 0.11	U		0.000095	J		78			22		
VMP-56	10	VMP-56-10-050224	5/2/2024	0.79			< 0.024	U		< 0.0024	U		< 0.0024	U		0.072	J		0.00015	J		79			20		
VMP-56	10	VMP-56-10-050224-DUP	5/2/2024	0.76			< 0.023	U		< 0.0023	U		< 0.0023	U		0.066	J		0.00015	J		79			20		
VMP-56	10	VMP-56-10-072424	7/24/2024	1.1			< 0.024	U		< 0.0024	U		< 0.0024	U		0.16			0.000071	J		79			20		
VMP-56	25	VMP-56-25-110123	11/1/2023	0.99			< 0.021	U		< 0.0021	U		< 0.0021	U		< 0.10	U		< 0.00021	U		80			19		
VMP-56	25	VMP-56-25-020124	2/1/2024	0.62			< 0.022	U		< 0.0022	U		< 0.0022	U		0.0062	J		0.00014	J		78			21		
VMP-56	25	VMP-56-25-050224	5/2/2024	0.62			< 0.023	U		< 0.0023	U		< 0.0023	U		0.0043	J		0.00015	J		78			21		
VMP-56	25	VMP-56-25-072424	7/24/2024	1.3			< 0.023	U		< 0.0023	U		< 0.0023	U		< 0.12	U		0.00011	J		79			20		
VMP-56	38.5	VMP-56-38.5-110123	11/1/2023	1.0			< 0.021	U		0.00010	J		< 0.0021	U		0.045	J		0.0028			79			20		
VMP-56	38.5	VMP-56-38.5-020124	2/1/2024	0.82			< 0.022	U		0.000054	J		< 0.0022	U		< 0.11	U		0.0023			77			21		
VMP-56	38.5	VMP-56-38.5-050224	5/2/2024	0.79			< 0.024	U		< 0.0024	U		< 0.0024	U		< 0.12	U		0.0068			78			21		
VMP-56	38.5	VMP-56-38.5-072424	7/24/2024	0.66			< 0.022	U		< 0.0022	U		< 0.0022	U		0.14			0.00019	J		79			20		

TABLE 7
HISTORICAL SUMMARY OF SOIL VAPOR ANALYTICAL RESULTS - NATURAL GASES

Location	Depth (ft bgs)	Sample ID	Sample Date	Carbon Dioxide			Carbon Monoxide			Ethane			Ethene			Helium			Methane			Nitrogen			Oxygen		
				Result (%)	Lab Quals	AECOM Quals	Result (%)	Lab Quals	AECOM Quals	Result (%)	Lab Quals	AECOM Quals	Result (%)	Lab Quals	AECOM Quals	Result (%)	Lab Quals	AECOM Quals	Result (%)	Lab Quals	AECOM Quals	Result (%)	Lab Quals	AECOM Quals	Result (%)	Lab Quals	AECOM Quals
VMP-62	5	VMP-62-5-102623	10/26/2023	**3.4**			< 0.023	U		< 0.0023	U		< 0.0023	U		< 0.11	U		**0.00017**	J		**78**			**19**		
VMP-62	5	VMP-62-5-012924	1/29/2024	**1.8**			< 0.020	U		< 0.0020	U		< 0.0020	U		**0.0054**	J		< 0.00020	U		**79**			**19**		
VMP-62	5	VMP-62-5-042924	4/29/2024	**3.9**			< 0.022	U		< 0.0022	U		< 0.0022	U		**0.0023**	J		< 0.00022	U		**80**			**16**		
VMP-62	5	VMP-62-5-073024	7/30/2024	**10**			< 0.021	U		< 0.0021	U		< 0.0021	U		< 0.10	U		< 0.00021	U		**79**			**11**		
VMP-62	10	VMP-62-10-102623	10/26/2023	**4.5**			< 0.022	U		< 0.0022	U		< 0.0022	U		**0.0058**	J		< 0.00022	U		**78**			**18**		
VMP-62	10	VMP-62-10-012924	1/29/2024	**2.5**			< 0.021	U		< 0.0021	U		< 0.0021	U		< 0.10	U		< 0.00021	U		**78**			**19**		
VMP-62	10	VMP-62-10-012924-DUP	1/29/2024	**2.6**			< 0.020	U		< 0.0020	U		< 0.0020	U		< 0.10	U		< 0.00020	U		**78**			**19**		
VMP-62	10	VMP-62-10-042924	4/29/2024	**3.4**			< 0.022	U		< 0.0022	U		< 0.0022	U		**0.0039**	J		< 0.00022	U		**80**			**17**		
VMP-62	10	VMP-62-10-073024	7/30/2024	**8.0**			< 0.019	U		< 0.0019	U		< 0.0019	U		< 0.094	U		< 0.00019	U		**78**			**14**		
VMP-62	20	VMP-62-20-102623	10/26/2023	**4.6**			< 0.022	U		< 0.0022	U		< 0.0022	U		**0.0018**	J		< 0.00022	U		**77**			**18**		
VMP-62	20	VMP-62-20-013024	1/30/2024	**2.6**			< 0.021	U		< 0.0021	U		< 0.0021	U		**0.032**	J		< 0.00021	U		**77**			**20**		
VMP-62	20	VMP-62-20-042924	4/29/2024	**2.5**			< 0.022	U		< 0.0022	U		< 0.0022	U		< 0.11	U		< 0.00022	U		**78**			**19**		
VMP-62	20	VMP-62-20-073024	7/30/2024	**5.8**			< 0.022	U		< 0.0022	U		< 0.0022	U		< 0.11	U		< 0.00022	U		**78**			**16**		
VMP-62	30	VMP-62-30-102623	10/26/2023	**2.5**			< 0.021	U		< 0.0021	U		< 0.0021	U		< 0.10	U		< 0.00021	U		**78**			**19**		
VMP-62	30	VMP-62-30-013024	1/30/2024	**2.2**			< 0.021	U		< 0.0021	U		< 0.0021	U		< 0.10	U		< 0.00021	U		**78**			**20**		
VMP-62	30	VMP-62-30-042924	4/29/2024	**2.2**			< 0.023	U		< 0.0023	U		< 0.0023	U		< 0.12	U		< 0.00023	U		**79**			**19**		
VMP-62	30	VMP-62-30-073024	7/30/2024	**2.5**			< 0.022	U		< 0.0022	U		< 0.0022	U		< 0.11	U		< 0.00022	U		**80**			**18**		
VMP-62	30	VMP-62-30-073024-DUP	7/30/2024	**2.5**			< 0.022	U		< 0.0022	U		< 0.0022	U		**0.013**	J		< 0.00022	U		**80**			**18**		
VMP-63	5	VMP-63-5-102723	10/27/2023	**0.76**			< 0.020	U		< 0.0020	U		< 0.0020	U		**0.039**	J		< 0.00020	U		**78**			**21**		
VMP-63	5	VMP-63-5-013024	1/30/2024	**0.29**			< 0.021	U		< 0.0021	U		< 0.0021	U		< 0.10	U		**0.00012**	J		**79**			**21**		
VMP-63	5	VMP-63-5-050324	5/3/2024	**0.94**			< 0.022	U		< 0.0022	U		< 0.0022	U		**0.16**			**0.000092**	J		**79**			**20**		
VMP-63	5	VMP-63-5-072624	7/26/2024	**3.2**			< 0.021	U		< 0.0021	U		< 0.0021	U		< 0.10	U		< 0.00021	U		**79**			**18**		
VMP-63	10	VMP-63-10-102723	10/27/2023	**1.1**			< 0.021	U		< 0.0021	U		< 0.0021	U		**0.016**	J		< 0.00021	U		**78**			**21**		
VMP-63	10	VMP-63-10-013024	1/30/2024	**0.41**			< 0.019	U		< 0.0019	U		< 0.0019	U		< 0.096	U		< 0.00019	U		**79**			**21**		
VMP-63	10	VMP-63-10-050324	5/3/2024	**0.86**			< 0.022	U		< 0.0022	U		< 0.0022	U		**0.0069**	J		< 0.00022	U		**79**			**20**		
VMP-63	10	VMP-63-10-072624	7/26/2024	**3.0**			< 0.023	U		< 0.0023	U		< 0.0023	U		< 0.12	U		< 0.00023	U		**79**			**18**		
VMP-63	20	VMP-63-20-102723	10/27/2023	**1.9**			< 0.022	U		< 0.0022	U		< 0.0022	U		**0.0038**	J		< 0.00022	U		**78**			**20**		
VMP-63	20	VMP-63-20-022924	2/29/2024	**0.43**			< 0.021	U		< 0.0021	U		< 0.0021	U		< 0.10	U		**0.00013**	J		**79**			**21**		
VMP-63	20	VMP-63-20-050324	5/3/2024	**1.1**			< 0.023	U		< 0.0023	U		< 0.0023	U		< 0.11	U		< 0.00023	U		**79**			**20**		
VMP-63	20	VMP-63-20-072624	7/26/2024	**3.2**			< 0.022	U		< 0.0022	U		< 0.0022	U		< 0.11	U		< 0.00022	U		**79**			**18**		
VMP-63	30	VMP-63-30-102723	10/27/2023	**0.89**			< 0.021	U		< 0.0021	U		< 0.0021	U		**0.0040**	J		< 0.00021	U		**79**			**20**		
VMP-63	30	VMP-63-30-013024	1/30/2024	**0.52**			< 0.020	U		< 0.0020	U		< 0.0020	U		**0.072**	J		**0.00012**	J		**78**			**21**		
VMP-63	30	VMP-63-30-013024-DUP	1/30/2024	**0.55**			< 0.021	U		< 0.0021	U		< 0.0021	U		**0.052**	J		**0.00011**	J		**78**			**21**		
VMP-63	30	VMP-63-30-050324	5/3/2024	**1.0**			< 0.024	U		< 0.0024	U		< 0.0024	U		< 0.12	U		< 0.00024	U		**79**			**20**		
VMP-63	30	VMP-63-30-050324-DUP	5/3/2024	**1.0**			< 0.023	U		< 0.0023	U		< 0.0023	U		**0.022**	J		< 0.00023	U		**79**			**20**		
VMP-63	30	VMP-63-30-072624	7/26/2024	**3.0**			< 0.021	U		< 0.0021	U		< 0.0021	U		**0.0097**	J		< 0.00021	U		**79**			**18**		
VMP-64	5	VMP-64-5-102623	10/26/2023	**2.0**			< 0.023	U		< 0.0023	U		< 0.0023	U		< 0.11	U		< 0.00023	U		**79**			**19**		
VMP-64	5	VMP-64-5-012924	1/29/2024	**0.82**			< 0.021	U		< 0.0021	U		< 0.0021	U		**0.0090**	J		**0.000072**	J		**78**			**21**		
VMP-64	5	VMP-64-5-042624	4/26/2024	**2.3**			< 0.021	U		< 0.0021	U		< 0.0021	U		**0.013**	J		< 0.00021	U		**80**			**18**		
VMP-64	5	VMP-64-5-072524	7/25/2024	**3.7**			< 0.021	U		< 0.0021	U		< 0.0021	U		**0.038**	J		**0.00012**	J		**79**			**17**		
VMP-64	10	VMP-64-10-102623	10/26/2023	**5.8**			< 0.023	U		< 0.0023	U		< 0.0023	U		< 0.12	U		< 0.00023	U		**78**			**16**		
VMP-64	10	VMP-64-10-012924	1/29/2024	**3.4**			< 0.020	U		< 0.0020	U		< 0.0020	U		**0.0051**	J		< 0.00020	U		**79**			**18**		
VMP-64	10	VMP-64-10-042624	4/26/2024	**3.2**			< 0.024	U		< 0.0024	U		< 0.0024	U		< 0.12	U		**0.000068**	J		**79**			**18**		
VMP-64	10	VMP-64-10-072524	7/25/2024	**4.5**			< 0.021	U		< 0.0021	U		< 0.0021	U		**0.42**			< 0.00021	U		**80**			**15**		
VMP-64	20	VMP-64-20-102623	10/26/2023	**4.2**			< 0.022	U		< 0.0022	U		< 0.0022	U		**0.0034**	J		< 0.00022	U		**79**			**17**		
VMP-64	20	VMP-64-20-012924	1/29/2024	**4.3**			< 0.021	U		< 0.0021	U		< 0.0021	U		**0.0066**	J		< 0.00021	U		**79**			**17**		
VMP-64	20	VMP-64-20-042624	4/26/2024	**3.9**			< 0.022	U		< 0.0022	U		< 0.0022	U		< 0.11	U		< 0.00022	U		**78**			**18**		
VMP-64	20	VMP-64-20-042624-DUP	4/26/2024	**3.8**			< 0.021	U		< 0.0021	U		< 0.0021	U		**0.0042**	J		< 0.00021	U		**79**			**17**		
VMP-64	20	VMP-64-20-072524	7/25/2024	**3.7**			< 0.021	U		< 0.0021	U		< 0.0021	U		**1.1**			< 0.00021	U		**78**			**17**		

Notes:

Bold results are detections above the reporting limit (RL), or estimated detections between the method detection limit (MDL) and RL.

< #.## Gray text indicates the analyte was not detected above the given reporting limit.

Lab Qualifiers

J = Estimated value; results between the MDL and RL

U = Compound analyzed for but not detected above the RL

AECOM Qualifiers

J = Estimated detection

U = Non-detect due to blank contamination

SEE LAST PAGE OF TABLE FOR NOTES

TABLE 8
SVE SYSTEM MONTHLY MONITORING - SVE SAMPLING DATA

Sample ID	Well Screen Interval (elev. ft) (ft bgs)	Date	Initial Reading Time (24-Hour)	Vacuum/Pressure	Water	Fixed Gases				Soil Vapor Concentrations				Comments
				Initial Reading (Inches of H_2O)	Depth to Water (feet btoc)	CH_4 (%)	LEL (%)	CO_2 (%)	O_2 (%)	PID (ppmv)	THC (ppmv)	CH_4 (ppmv)	PHC (ppmv)	
SVE-03R	400.71-410.71 (31-41)	10/24/2023	08:21	-9.02	38.74	0.1	2	1.6	19.3	7.8	181	95.1	85.9	
SVE-03R		11/20/2023	11:45	-8.68	38.93	0.1	2	1.7	19.5	8.5	193	106	87.0	
SVE-03R		12/20/2023	08:26	-12.59	39.22	0.1	3	1.6	19.5	14.2	254	130	124	
SVE-03R		1/18/2024	07:53	-2.70	40.05	0.1	3	1.2	19.8	14.9	257	98.4	159	
SVE-03R		1/30/2024	12:01	-9.05	40.05	0.2	5	1.0	19.9	31.6	553	275	278	
SVE-03R		2/27/2024	08:28	-8.95	39.70	0.2	4	1.6	19.6	23.8	512	313	199	
SVE-03R		3/20/2024	08:41	-9.22	40.05	0.2	4	1.4	19.5	25.6	727	498	229	
SVE-03R		4/23/2024	08:27	-8.82	40.06	0.3	7	1.7	19.3	60.2	1159	690	469	
SVE-03R		5/14/2024	12:13	-8.52	NM	0.5	10	1.9	18.8	115	1775	1045	730	
SVE-03R		5/29/2024	08:15	-8.17	NE	0.3	7	1.9	18.7	51.2	1133	630	503	
SVE-03R		6/19/2024	13:57	-4.42	40.11	0.2	5	2.0	18.3	31.7	735	383	352	
SVE-03R		07/18/2024	07:45	-9.19	40.06	0.1	3	18.7	2.0	29.2	458	205	253	
SVE-03R		08/27/2024	12:54	-5.08	40.09	0.1	2	18.8	1.9	21.4	231	46.8	184.2	
SVE-03R		09/18/2024	12:20	-5.70	NE	0.1	2	19.0	1.8	9.8	182	33.4	148.6	
SVE-04	427.04-437.04 (5-15)	10/23/2023	00:00	NM	NM	NM	NM	NM	NM	NM	NM	NM	NM	Well valve closed off from SVE System.
SVE-04		11/21/2023	00:00	NM	NM	NM	NM	NM	NM	NM	NM	NM	NM	Well valve closed off from SVE System.
SVE-04		12/20/2023	00:00	NM	NM	NM	NM	NM	NM	NM	NM	NM	NM	Well valve closed off from SVE System.
SVE-04		1/17/2024	00:00	NM	NM	NM	NM	NM	NM	NM	NM	NM	NM	Well valve closed off from SVE System.
SVE-04		2/26/2024	00:00	NM	NM	NM	NM	NM	NM	NM	NM	NM	NM	Well valve closed off from SVE System.
SVE-04		3/20/2024	00:00	NM	NM	NM	NM	NM	NM	NM	NM	NM	NM	Well valve closed off from SVE System.
SVE-04		4/24/2024	00:00	NM	NM	NM	NM	NM	NM	NM	NM	NM	NM	Well valve closed off from SVE System.
SVE-04		5/28/2024	00:00	NM	NM	NM	NM	NM	NM	NM	NM	NM	NM	Well valve closed off from SVE System.
SVE-04		07/17/2024	00:00	NM	NM	NM	NM	NM	NM	NM	NM	NM	NM	Well valve closed off from SVE System.
SVE-04		08/26/2024	00:00	NM	NM	NM	NM	NM	NM	NM	NM	NM	NM	Well valve closed off from SVE System.
SVE-04		09/18/2024	00:00	NM	NM	NM	NM	NM	NM	NM	NM	NM	NM	Well valve closed off from SVE System.
SVE-05	424.23-434.23 (10-20)	10/23/2023	00:00	NM	NM	NM	NM	NM	NM	NM	NM	NM	NM	Well valve closed off from SVE System.
SVE-05		11/21/2023	00:00	NM	NM	NM	NM	NM	NM	NM	NM	NM	NM	Well valve closed off from SVE System.
SVE-05		12/20/2023	00:00	NM	NM	NM	NM	NM	NM	NM	NM	NM	NM	Well valve closed off from SVE System.
SVE-05		1/17/2024	00:00	NM	NM	NM	NM	NM	NM	NM	NM	NM	NM	Well valve closed off from SVE System.
SVE-05		2/26/2024	00:00	NM	NM	NM	NM	NM	NM	NM	NM	NM	NM	Well valve closed off from SVE System.
SVE-05		3/20/2024	00:00	NM	NM	NM	NM	NM	NM	NM	NM	NM	NM	Well valve closed off from SVE System.
SVE-05		4/24/2024	00:00	NM	NM	NM	NM	NM	NM	NM	NM	NM	NM	Well valve closed off from SVE System.
SVE-05		5/28/2024	00:00	NM	NM	NM	NM	NM	NM	NM	NM	NM	NM	Well valve closed off from SVE System.
SVE-05		6/19/2024	00:00	NM	NM	NM	NM	NM	NM	NM	NM	NM	NM	Well valve closed off from SVE System.
SVE-05		07/17/2024	00:00	NM	NM	NM	NM	NM	NM	NM	NM	NM	NM	Well valve closed off from SVE System.
SVE-05		08/26/2024	00:00	NM	NM	NM	NM	NM	NM	NM	NM	NM	NM	Well valve closed off from SVE System.
SVE-05		09/18/2024	00:00	NM	NM	NM	NM	NM	NM	NM	NM	NM	NM	Well valve closed off from SVE System.
SVE-06	424.04-434.04 (10-20)	10/23/2023	00:00	NM	NM	NM	NM	NM	NM	NM	NM	NM	NM	Well valve closed off from SVE System.
SVE-06		11/21/2023	00:00	NM	NM	NM	NM	NM	NM	NM	NM	NM	NM	Well valve closed off from SVE System.
SVE-06		12/20/2023	00:00	NM	NM	NM	NM	NM	NM	NM	NM	NM	NM	Well valve closed off from SVE System.
SVE-06		1/17/2024	00:00	NM	NM	NM	NM	NM	NM	NM	NM	NM	NM	Well valve closed off from SVE System.
SVE-06		2/26/2024	00:00	NM	NM	NM	NM	NM	NM	NM	NM	NM	NM	Well valve closed off from SVE System.
SVE-06		3/20/2024	00:00	NM	NM	NM	NM	NM	NM	NM	NM	NM	NM	Well valve closed off from SVE System.
SVE-06		4/24/2024	00:00	NM	NM	NM	NM	NM	NM	NM	NM	NM	NM	Well valve closed off from SVE System.
SVE-06		5/28/2024	00:00	NM	NM	NM	NM	NM	NM	NM	NM	NM	NM	Well valve closed off from SVE System.
SVE-06		6/19/2024	00:00	NM	NM	NM	NM	NM	NM	NM	NM	NM	NM	Well valve closed off from SVE System.
SVE-06		07/17/2024	00:00	NM	NM	NM	NM	NM	NM	NM	NM	NM	NM	Well valve closed off from SVE System.
SVE-06		08/26/2024	00:00	NM	NM	NM	NM	NM	NM	NM	NM	NM	NM	Well valve closed off from SVE System.
SVE-06		09/18/2024	00:00	NM	NM	NM	NM	NM	NM	NM	NM	NM	NM	Well valve closed off from SVE System.

TABLE 8
SVE SYSTEM MONTHLY MONITORING - SVE SAMPLING DATA

Sample ID	Well Screen Interval (elev. ft) (ft bgs)	Date	Initial Reading Time (24-Hour)	Vacuum/Pressure	Water	Fixed Gases				Soil Vapor Concentrations				Comments
				Initial Reading (Inches of H_2O)	Depth to Water (feet btoc)	CH_4 (%)	LEL (%)	CO_2 (%)	O_2 (%)	PID (ppmv)	THC (ppmv)	CH_4 (ppmv)	PHC (ppmv)	
SVE-07	423.71-433.71 (10-20)	10/23/2023	00:00	NM	NM	NM	NM	NM	NM	NM	NM	NM	NM	Well valve closed off from SVE System.
SVE-07		11/21/2023	00:00	NM	NM	NM	NM	NM	NM	NM	NM	NM	NM	Well valve closed off from SVE System.
SVE-07		12/20/2023	00:00	NM	NM	NM	NM	NM	NM	NM	NM	NM	NM	Well valve closed off from SVE System.
SVE-07		1/17/2024	00:00	NM	NM	NM	NM	NM	NM	NM	NM	NM	NM	Well valve closed off from SVE System.
SVE-07		2/26/2024	00:00	NM	NM	NM	NM	NM	NM	NM	NM	NM	NM	Well valve closed off from SVE System.
SVE-07		3/20/2024	00:00	NM	NM	NM	NM	NM	NM	NM	NM	NM	NM	Well valve closed off from SVE System.
SVE-07		4/24/2024	00:00	NM	NM	NM	NM	NM	NM	NM	NM	NM	NM	Well valve closed off from SVE System.
SVE-07		5/28/2024	00:00	NM	NM	NM	NM	NM	NM	NM	NM	NM	NM	Well valve closed off from SVE System.
SVE-07		6/19/2024	00:00	NM	NM	NM	NM	NM	NM	NM	NM	NM	NM	Well valve closed off from SVE System.
SVE-07		07/17/2024	00:00	NM	NM	NM	NM	NM	NM	NM	NM	NM	NM	Well valve closed off from SVE System.
SVE-07		08/26/2024	00:00	NM	NM	NM	NM	NM	NM	NM	NM	NM	NM	Well valve closed off from SVE System.
SVE-07		09/18/2024	00:00	NM	NM	NM	NM	NM	NM	NM	NM	NM	NM	Well valve closed off from SVE System.
SVE-08	424.12-434.12 (9-19)	10/23/2023	00:00	NM	NM	NM	NM	NM	NM	NM	NM	NM	NM	Well valve closed off from SVE System.
SVE-08		11/21/2023	00:00	NM	NM	NM	NM	NM	NM	NM	NM	NM	NM	Well valve closed off from SVE System.
SVE-08		12/20/2023	00:00	NM	NM	NM	NM	NM	NM	NM	NM	NM	NM	Well valve closed off from SVE System.
SVE-08		1/17/2024	00:00	NM	NM	NM	NM	NM	NM	NM	NM	NM	NM	Well valve closed off from SVE System.
SVE-08		2/26/2024	00:00	NM	NM	NM	NM	NM	NM	NM	NM	NM	NM	Well valve closed off from SVE System.
SVE-08		3/20/2024	00:00	NM	NM	NM	NM	NM	NM	NM	NM	NM	NM	Well valve closed off from SVE System.
SVE-08		4/24/2024	00:00	NM	NM	NM	NM	NM	NM	NM	NM	NM	NM	Well valve closed off from SVE System.
SVE-08		5/28/2024	00:00	NM	NM	NM	NM	NM	NM	NM	NM	NM	NM	Well valve closed off from SVE System.
SVE-08		6/19/2024	00:00	NM	NM	NM	NM	NM	NM	NM	NM	NM	NM	Well valve closed off from SVE System.
SVE-08		07/17/2024	00:00	NM	NM	NM	NM	NM	NM	NM	NM	NM	NM	Well valve closed off from SVE System.
SVE-08		08/26/2024	00:00	NM	NM	NM	NM	NM	NM	NM	NM	NM	NM	Well valve closed off from SVE System.
SVE-08		09/18/2024	00:00	NM	NM	NM	NM	NM	NM	NM	NM	NM	NM	Well valve closed off from SVE System.
SVE-09	422.41-432.41 (10-20)	10/23/2023	00:00	NM	NM	NM	NM	NM	NM	NM	NM	NM	NM	Well valve closed off from SVE System.
SVE-09		11/21/2023	00:00	NM	NM	NM	NM	NM	NM	NM	NM	NM	NM	Well valve closed off from SVE System.
SVE-09		12/20/2023	00:00	NM	NM	NM	NM	NM	NM	NM	NM	NM	NM	Well valve closed off from SVE System.
SVE-09		1/17/2024	00:00	NM	NM	NM	NM	NM	NM	NM	NM	NM	NM	Well valve closed off from SVE System.
SVE-09		2/26/2024	00:00	NM	NM	NM	NM	NM	NM	NM	NM	NM	NM	Well valve closed off from SVE System.
SVE-09		3/20/2024	00:00	NM	NM	NM	NM	NM	NM	NM	NM	NM	NM	Well valve closed off from SVE System.
SVE-09		4/24/2024	00:00	NM	NM	NM	NM	NM	NM	NM	NM	NM	NM	Well valve closed off from SVE System.
SVE-09		5/28/2024	00:00	NM	NM	NM	NM	NM	NM	NM	NM	NM	NM	Well valve closed off from SVE System.
SVE-09		6/19/2024	00:00	NM	NM	NM	NM	NM	NM	NM	NM	NM	NM	Well valve closed off from SVE System.
SVE-09		07/17/2024	00:00	NM	NM	NM	NM	NM	NM	NM	NM	NM	NM	Well valve closed off from SVE System.
SVE-09		08/26/2024	00:00	NM	NM	NM	NM	NM	NM	NM	NM	NM	NM	Well valve closed off from SVE System.
SVE-09		09/18/2024	00:00	NM	NM	NM	NM	NM	NM	NM	NM	NM	NM	Well valve closed off from SVE System.
SVE-10	422.74-432.74 (10-20)	10/23/2023	00:00	NM	NM	NM	NM	NM	NM	NM	NM	NM	NM	Well valve closed off from SVE System.
SVE-10		11/21/2023	00:00	NM	NM	NM	NM	NM	NM	NM	NM	NM	NM	Well valve closed off from SVE System.
SVE-10		12/20/2023	00:00	NM	NM	NM	NM	NM	NM	NM	NM	NM	NM	Well valve closed off from SVE System.
SVE-10		1/17/2024	00:00	NM	NM	NM	NM	NM	NM	NM	NM	NM	NM	Well valve closed off from SVE System.
SVE-10		2/26/2024	00:00	NM	NM	NM	NM	NM	NM	NM	NM	NM	NM	Well valve closed off from SVE System.
SVE-10		3/20/2024	00:00	NM	NM	NM	NM	NM	NM	NM	NM	NM	NM	Well valve closed off from SVE System.
SVE-10		4/24/2024	00:00	NM	NM	NM	NM	NM	NM	NM	NM	NM	NM	Well valve closed off from SVE System.
SVE-10		5/28/2024	00:00	NM	NM	NM	NM	NM	NM	NM	NM	NM	NM	Well valve closed off from SVE System.
SVE-10		6/19/2024	00:00	NM	NM	NM	NM	NM	NM	NM	NM	NM	NM	Well valve closed off from SVE System.
SVE-10		07/17/2024	00:00	NM	NM	NM	NM	NM	NM	NM	NM	NM	NM	Well valve closed off from SVE System.
SVE-10		08/26/2024	00:00	NM	NM	NM	NM	NM	NM	NM	NM	NM	NM	Well valve closed off from SVE System.
SVE-10		09/18/2024	00:00	NM	NM	NM	NM	NM	NM	NM	NM	NM	NM	Well valve closed off from SVE System.

TABLE 8
SVE SYSTEM MONTHLY MONITORING - SVE SAMPLING DATA

Sample ID	Well Screen Interval (elev. ft) (ft bgs)	Date	Initial Reading Time (24-Hour)	Vacuum/Pressure	Water	Fixed Gases				Soil Vapor Concentrations				Comments
				Initial Reading (Inches of H_2O)	Depth to Water (feet btoc)	CH_4 (%)	LEL (%)	CO_2 (%)	O_2 (%)	PID (ppmv)	THC (ppmv)	CH_4 (ppmv)	PHC (ppmv)	
SVE-11	423.56-433.56 (10-20)	10/23/2023	00:00	NM	NM	NM	NM	NM	NM	NM	NM	NM	NM	Well valve closed off from SVE System.
SVE-11		11/21/2023	00:00	NM	NM	NM	NM	NM	NM	NM	NM	NM	NM	Well valve closed off from SVE System.
SVE-11		12/20/2023	00:00	NM	NM	NM	NM	NM	NM	NM	NM	NM	NM	Well valve closed off from SVE System.
SVE-11		1/17/2024	00:00	NM	NM	NM	NM	NM	NM	NM	NM	NM	NM	Well valve closed off from SVE System.
SVE-11		2/26/2024	00:00	NM	NM	NM	NM	NM	NM	NM	NM	NM	NM	Well valve closed off from SVE System.
SVE-11		3/20/2024	00:00	NM	NM	NM	NM	NM	NM	NM	NM	NM	NM	Well valve closed off from SVE System.
SVE-11		4/24/2024	00:00	NM	NM	NM	NM	NM	NM	NM	NM	NM	NM	Well valve closed off from SVE System.
SVE-11		5/28/2024	00:00	NM	NM	NM	NM	NM	NM	NM	NM	NM	NM	Well valve closed off from SVE System.
SVE-11		6/19/2024	00:00	NM	NM	NM	NM	NM	NM	NM	NM	NM	NM	Well valve closed off from SVE System.
SVE-11		07/17/2024	00:00	NM	NM	NM	NM	NM	NM	NM	NM	NM	NM	Well valve closed off from SVE System.
SVE-11		08/26/2024	00:00	NM	NM	NM	NM	NM	NM	NM	NM	NM	NM	Well valve closed off from SVE System.
SVE-11		09/18/2024	00:00	NM	NM	NM	NM	NM	NM	NM	NM	NM	NM	Well valve closed off from SVE System.
SVE-12	423.78-433.78 (10-20)	10/23/2023	00:00	NM	NM	NM	NM	NM	NM	NM	NM	NM	NM	Well valve closed off from SVE System.
SVE-12		11/21/2023	00:00	NM	NM	NM	NM	NM	NM	NM	NM	NM	NM	Well valve closed off from SVE System.
SVE-12		12/20/2023	00:00	NM	NM	NM	NM	NM	NM	NM	NM	NM	NM	Well valve closed off from SVE System.
SVE-12		1/17/2024	00:00	NM	NM	NM	NM	NM	NM	NM	NM	NM	NM	Well valve closed off from SVE System.
SVE-12		2/26/2024	00:00	NM	NM	NM	NM	NM	NM	NM	NM	NM	NM	Well valve closed off from SVE System.
SVE-12		3/20/2024	00:00	NM	NM	NM	NM	NM	NM	NM	NM	NM	NM	Well valve closed off from SVE System.
SVE-12		4/24/2024	00:00	NM	NM	NM	NM	NM	NM	NM	NM	NM	NM	Well valve closed off from SVE System.
SVE-12		5/28/2024	00:00	NM	NM	NM	NM	NM	NM	NM	NM	NM	NM	Well valve closed off from SVE System.
SVE-12		6/19/2024	00:00	NM	NM	NM	NM	NM	NM	NM	NM	NM	NM	Well valve closed off from SVE System.
SVE-12		07/17/2024	00:00	NM	NM	NM	NM	NM	NM	NM	NM	NM	NM	Well valve closed off from SVE System.
SVE-12		08/26/2024	00:00	NM	NM	NM	NM	NM	NM	NM	NM	NM	NM	Well valve closed off from SVE System.
SVE-12		09/18/2024	00:00	NM	NM	NM	NM	NM	NM	NM	NM	NM	NM	Well valve closed off from SVE System.
SVE-13	423.77-433.77 (10-20)	10/23/2023	00:00	NM	NM	NM	NM	NM	NM	NM	NM	NM	NM	Well valve closed off from SVE System.
SVE-13		11/21/2023	00:00	NM	NM	NM	NM	NM	NM	NM	NM	NM	NM	Well valve closed off from SVE System.
SVE-13		12/20/2023	00:00	NM	NM	NM	NM	NM	NM	NM	NM	NM	NM	Well valve closed off from SVE System.
SVE-13		1/17/2024	00:00	NM	NM	NM	NM	NM	NM	NM	NM	NM	NM	Well valve closed off from SVE System.
SVE-13		2/26/2024	00:00	NM	NM	NM	NM	NM	NM	NM	NM	NM	NM	Well valve closed off from SVE System.
SVE-13		3/20/2024	00:00	NM	NM	NM	NM	NM	NM	NM	NM	NM	NM	Well valve closed off from SVE System.
SVE-13		4/24/2024	00:00	NM	NM	NM	NM	NM	NM	NM	NM	NM	NM	Well valve closed off from SVE System.
SVE-13		5/28/2024	00:00	NM	NM	NM	NM	NM	NM	NM	NM	NM	NM	Well valve closed off from SVE System.
SVE-13		6/19/2024	00:00	NM	NM	NM	NM	NM	NM	NM	NM	NM	NM	Well valve closed off from SVE System.
SVE-13		07/17/2024	00:00	NM	NM	NM	NM	NM	NM	NM	NM	NM	NM	Well valve closed off from SVE System.
SVE-13		08/26/2024	00:00	NM	NM	NM	NM	NM	NM	NM	NM	NM	NM	Well valve closed off from SVE System.
SVE-13		09/18/2024	00:00	NM	NM	NM	NM	NM	NM	NM	NM	NM	NM	Well valve closed off from SVE System.
SVE-14	423.87-433.87 (10-20)	10/23/2023	00:00	NM	NM	NM	NM	NM	NM	NM	NM	NM	NM	Well valve closed off from SVE System.
SVE-14		11/21/2023	00:00	NM	NM	NM	NM	NM	NM	NM	NM	NM	NM	Well valve closed off from SVE System.
SVE-14		12/20/2023	00:00	NM	NM	NM	NM	NM	NM	NM	NM	NM	NM	Well valve closed off from SVE System.
SVE-14		1/17/2024	00:00	NM	NM	NM	NM	NM	NM	NM	NM	NM	NM	Well valve closed off from SVE System.
SVE-14		2/26/2024	00:00	NM	NM	NM	NM	NM	NM	NM	NM	NM	NM	Well valve closed off from SVE System.
SVE-14		3/20/2024	00:00	NM	NM	NM	NM	NM	NM	NM	NM	NM	NM	Well valve closed off from SVE System.
SVE-14		4/24/2024	00:00	NM	NM	NM	NM	NM	NM	NM	NM	NM	NM	Well valve closed off from SVE System.
SVE-14		5/28/2024	00:00	NM	NM	NM	NM	NM	NM	NM	NM	NM	NM	Well valve closed off from SVE System.
SVE-14		6/19/2024	00:00	NM	NM	NM	NM	NM	NM	NM	NM	NM	NM	Well valve closed off from SVE System.
SVE-14		07/17/2024	00:00	NM	NM	NM	NM	NM	NM	NM	NM	NM	NM	Well valve closed off from SVE System.
SVE-14		08/26/2024	00:00	NM	NM	NM	NM	NM	NM	NM	NM	NM	NM	Well valve closed off from SVE System.
SVE-14		09/18/2024	00:00	NM	NM	NM	NM	NM	NM	NM	NM	NM	NM	Well valve closed off from SVE System.

TABLE 8
SVE SYSTEM MONTHLY MONITORING - SVE SAMPLING DATA

Sample ID	Well Screen Interval (elev. ft) (ft bgs)	Date	Initial Reading Time (24-Hour)	Vacuum/Pressure	Water	Fixed Gases				Soil Vapor Concentrations				Comments
				Initial Reading (Inches of H_2O)	Depth to Water (feet btoc)	CH_4 (%)	LEL (%)	CO_2 (%)	O_2 (%)	PID (ppmv)	THC (ppmv)	CH_4 (ppmv)	PHC (ppmv)	
SVE-15	424.15-434.15 (10-20)	10/23/2023	00:00	NM	NM	NM	NM	NM	NM	NM	NM	NM	NM	Well valve closed off from SVE System.
SVE-15		11/21/2023	00:00	NM	NM	NM	NM	NM	NM	NM	NM	NM	NM	Well valve closed off from SVE System.
SVE-15		12/20/2023	00:00	NM	NM	NM	NM	NM	NM	NM	NM	NM	NM	Well valve closed off from SVE System.
SVE-15		1/17/2024	00:00	NM	NM	NM	NM	NM	NM	NM	NM	NM	NM	Well valve closed off from SVE System.
SVE-15		2/26/2024	00:00	NM	NM	NM	NM	NM	NM	NM	NM	NM	NM	Well valve closed off from SVE System.
SVE-15		3/20/2024	00:00	NM	NM	NM	NM	NM	NM	NM	NM	NM	NM	Well valve closed off from SVE System.
SVE-15		4/24/2024	00:00	NM	NM	NM	NM	NM	NM	NM	NM	NM	NM	Well valve closed off from SVE System.
SVE-15		5/28/2024	00:00	NM	NM	NM	NM	NM	NM	NM	NM	NM	NM	Well valve closed off from SVE System.
SVE-15		6/19/2024	00:00	NM	NM	NM	NM	NM	NM	NM	NM	NM	NM	Well valve closed off from SVE System.
SVE-15		07/17/2024	00:00	NM	NM	NM	NM	NM	NM	NM	NM	NM	NM	Well valve closed off from SVE System.
SVE-15		08/26/2024	00:00	NM	NM	NM	NM	NM	NM	NM	NM	NM	NM	Well valve closed off from SVE System.
SVE-15		09/18/2024	00:00	NM	NM	NM	NM	NM	NM	NM	NM	NM	NM	Well valve closed off from SVE System.
SVE-16	423.97-433.97 (10-20)	10/23/2023	00:00	NM	NM	NM	NM	NM	NM	NM	NM	NM	NM	Well valve closed off from SVE System.
SVE-16		11/21/2023	00:00	NM	NM	NM	NM	NM	NM	NM	NM	NM	NM	Well valve closed off from SVE System.
SVE-16		12/20/2023	00:00	NM	NM	NM	NM	NM	NM	NM	NM	NM	NM	Well valve closed off from SVE System.
SVE-16		1/17/2024	00:00	NM	NM	NM	NM	NM	NM	NM	NM	NM	NM	Well valve closed off from SVE System.
SVE-16		2/26/2024	00:00	NM	NM	NM	NM	NM	NM	NM	NM	NM	NM	Well valve closed off from SVE System.
SVE-16		3/20/2024	12:04	-54.40	22.20	0.3	6	4.5	15.5	63.8	901	584	317	
SVE-16		4/24/2024	00:00	NM	NM	NM	NM	NM	NM	NM	NM	NM	NM	Well valve closed off from SVE System.
SVE-16		5/28/2024	00:00	NM	NM	NM	NM	NM	NM	NM	NM	NM	NM	Well valve closed off from SVE System.
SVE-16		6/19/2024	00:00	NM	NM	NM	NM	NM	NM	NM	NM	NM	NM	Well valve closed off from SVE System.
SVE-16		07/17/2024	00:00	NM	NM	NM	NM	NM	NM	NM	NM	NM	NM	Well valve closed off from SVE System.
SVE-16		08/26/2024	00:00	NM	NM	NM	NM	NM	NM	NM	NM	NM	NM	Well valve closed off from SVE System.
SVE-16		09/18/2024	00:00	NM	NM	NM	NM	NM	NM	NM	NM	NM	NM	Well valve closed off from SVE System.
SVE-17	424.42-434.42 (10-20)	10/23/2023	00:00	NM	NM	NM	NM	NM	NM	NM	NM	NM	NM	Well valve closed off from SVE System.
SVE-17		11/21/2023	00:00	NM	NM	NM	NM	NM	NM	NM	NM	NM	NM	Well valve closed off from SVE System.
SVE-17		12/20/2023	00:00	NM	NM	NM	NM	NM	NM	NM	NM	NM	NM	Well valve closed off from SVE System.
SVE-17		1/17/2024	00:00	NM	NM	NM	NM	NM	NM	NM	NM	NM	NM	Well valve closed off from SVE System.
SVE-17		2/26/2024	00:00	NM	NM	NM	NM	NM	NM	NM	NM	NM	NM	Well valve closed off from SVE System.
SVE-17		3/20/2024	00:00	NM	NM	NM	NM	NM	NM	NM	NM	NM	NM	Well valve closed off from SVE System.
SVE-17		4/24/2024	00:00	NM	NM	NM	NM	NM	NM	NM	NM	NM	NM	Well valve closed off from SVE System.
SVE-17		5/28/2024	00:00	NM	NM	NM	NM	NM	NM	NM	NM	NM	NM	Well valve closed off from SVE System.
SVE-17		6/19/2024	00:00	NM	NM	NM	NM	NM	NM	NM	NM	NM	NM	Well valve closed off from SVE System.
SVE-17		07/17/2024	00:00	NM	NM	NM	NM	NM	NM	NM	NM	NM	NM	Well valve closed off from SVE System.
SVE-17		08/26/2024	00:00	NM	NM	NM	NM	NM	NM	NM	NM	NM	NM	Well valve closed off from SVE System.
SVE-17		09/18/2024	00:00	NM	NM	NM	NM	NM	NM	NM	NM	NM	NM	Well valve closed off from SVE System.
SVE-18	426.93-436.93 (8-18)	10/23/2023	00:00	NM	NM	NM	NM	NM	NM	NM	NM	NM	NM	Well valve closed off from SVE System.
SVE-18		11/21/2023	00:00	NM	NM	NM	NM	NM	NM	NM	NM	NM	NM	Well valve closed off from SVE System.
SVE-18		12/20/2023	00:00	NM	NM	NM	NM	NM	NM	NM	NM	NM	NM	Well valve closed off from SVE System.
SVE-18		1/17/2024	00:00	NM	NM	NM	NM	NM	NM	NM	NM	NM	NM	Well valve closed off from SVE System.
SVE-18		2/26/2024	00:00	NM	NM	NM	NM	NM	NM	NM	NM	NM	NM	Well valve closed off from SVE System.
SVE-18		3/20/2024	00:00	NM	NM	NM	NM	NM	NM	NM	NM	NM	NM	Well valve closed off from SVE System.
SVE-18		4/24/2024	00:00	NM	NM	NM	NM	NM	NM	NM	NM	NM	NM	Well valve closed off from SVE System.
SVE-18		5/28/2024	00:00	NM	NM	NM	NM	NM	NM	NM	NM	NM	NM	Well valve closed off from SVE System.
SVE-18		6/19/2024	00:00	NM	NM	NM	NM	NM	NM	NM	NM	NM	NM	Well valve closed off from SVE System.
SVE-18		07/17/2024	00:00	NM	NM	NM	NM	NM	NM	NM	NM	NM	NM	Well valve closed off from SVE System.
SVE-18		08/26/2024	00:00	NM	NM	NM	NM	NM	NM	NM	NM	NM	NM	Well valve closed off from SVE System.
SVE-18		09/18/2024	00:00	NM	NM	NM	NM	NM	NM	NM	NM	NM	NM	Well valve closed off from SVE System.

TABLE 8
SVE SYSTEM MONTHLY MONITORING - SVE SAMPLING DATA

Sample ID	Well Screen Interval (elev. ft) (ft bgs)	Date	Initial Reading Time (24-Hour)	Vacuum/Pressure	Water	Fixed Gases				Soil Vapor Concentrations				Comments
				Initial Reading (Inches of H_2O)	Depth to Water (feet btoc)	CH_4 (%)	LEL (%)	CO_2 (%)	O_2 (%)	PID (ppmv)	THC (ppmv)	CH_4 (ppmv)	PHC (ppmv)	
SVE-19	423.44-433.44 (11-21)	10/23/2023	00:00	NM	NM	NM	NM	NM	NM	NM	NM	NM	NM	Well valve closed off from SVE System.
SVE-19		11/21/2023	00:00	NM	NM	NM	NM	NM	NM	NM	NM	NM	NM	Well valve closed off from SVE System.
SVE-19		12/20/2023	00:00	NM	NM	NM	NM	NM	NM	NM	NM	NM	NM	Well valve closed off from SVE System.
SVE-19		1/17/2024	00:00	NM	NM	NM	NM	NM	NM	NM	NM	NM	NM	Well valve closed off from SVE System.
SVE-19		2/26/2024	00:00	NM	NM	NM	NM	NM	NM	NM	NM	NM	NM	Well valve closed off from SVE System.
SVE-19		3/20/2024	00:00	NM	NM	NM	NM	NM	NM	NM	NM	NM	NM	Well valve closed off from SVE System.
SVE-19		4/24/2024	00:00	NM	NM	NM	NM	NM	NM	NM	NM	NM	NM	Well valve closed off from SVE System.
SVE-19		5/28/2024	00:00	NM	NM	NM	NM	NM	NM	NM	NM	NM	NM	Well valve closed off from SVE System.
SVE-19		6/19/2024	00:00	NM	NM	NM	NM	NM	NM	NM	NM	NM	NM	Well valve closed off from SVE System.
SVE-19		07/17/2024	00:00	NM	NM	NM	NM	NM	NM	NM	NM	NM	NM	Well valve closed off from SVE System.
SVE-19		08/26/2024	00:00	NM	NM	NM	NM	NM	NM	NM	NM	NM	NM	Well valve closed off from SVE System.
SVE-19		09/18/2024	00:00	NM	NM	NM	NM	NM	NM	NM	NM	NM	NM	Well valve closed off from SVE System.
SVE-20	409.67-419.67 (25-35)	10/23/2023	14:14	-63.40	35.46	35.6	OVR	7.6	10.4	314	94210	74650	19560	
SVE-20		11/20/2023	10:16	-73.90	NE	30.9	OVR	8.2	9.9	482	86960	72340	14620	
SVE-20		12/20/2023	09:29	-72.50	30.79	24.2	OVR	8.7	9.2	444	76770	59720	17050	
SVE-20		1/17/2024	12:14	-57.50	35.37	27.6	OVR	9.3	7.7	472	81390	63550	17840	
SVE-20		2/26/2024	11:44	-67.10	33.27	36.3	OVR	7.7	10.5	529	97180	79240	17940	
SVE-20		3/20/2024	11:50	-66.00	NE	27.7	OVR	6.7	11.8	461	80390	64010	16380	
SVE-20		4/22/2024	13:15	-65.80	33.24	33.4	OVR	7.2	11.0	462	84810	68740	16070	
SVE-20		5/29/2024	10:44	-61.00	34.68	32.3	OVR	7.6	10.0	529	102000	83050	18950	
SVE-20		6/19/2024	00:00	NM	NM	NM	NM	NM	NM	NM	NM	NM	NM	Well valve closed off from SVE System.
SVE-20		07/17/2024	00:00	NM	NM	NM	NM	NM	NM	NM	NM	NM	NM	Well valve closed off from SVE System.
SVE-20		08/26/2024	00:00	NM	NM	NM	NM	NM	NM	NM	NM	NM	NM	Well valve closed off from SVE System.
SVE-20		09/18/2024	00:00	NM	NM	NM	NM	NM	NM	NM	NM	NM	NM	Well valve closed off from SVE System.
SVE-21	408.29-418.29 (25-35)	10/23/2023	00:00	NM	NM	NM	NM	NM	NM	NM	NM	NM	NM	Well valve closed off from SVE System.
SVE-21		11/21/2023	00:00	NM	NM	NM	NM	NM	NM	NM	NM	NM	NM	Well valve closed off from SVE System.
SVE-21		12/20/2023	00:00	NM	NM	NM	NM	NM	NM	NM	NM	NM	NM	Well valve closed off from SVE System.
SVE-21		1/17/2024	00:00	NM	NM	NM	NM	NM	NM	NM	NM	NM	NM	Well valve closed off from SVE System.
SVE-21		2/26/2024	00:00	NM	NM	NM	NM	NM	NM	NM	NM	NM	NM	Well valve closed off from SVE System.
SVE-21		3/20/2024	00:00	NM	NM	NM	NM	NM	NM	NM	NM	NM	NM	Well valve closed off from SVE System.
SVE-21		4/24/2024	00:00	NM	NM	NM	NM	NM	NM	NM	NM	NM	NM	Well valve closed off from SVE System.
SVE-21		5/28/2024	00:00	NM	NM	NM	NM	NM	NM	NM	NM	NM	NM	Well valve closed off from SVE System.
SVE-21		6/19/2024	00:00	NM	NM	NM	NM	NM	NM	NM	NM	NM	NM	Well valve closed off from SVE System.
SVE-21		07/17/2024	00:00	NM	NM	NM	NM	NM	NM	NM	NM	NM	NM	Well valve closed off from SVE System.
SVE-21		08/28/2024	08:22	-12.90	34.41	0.0	0	19.8	1.2	30.7	75.3	16.2	59.1	
SVE-21		09/18/2024	00:00	NM	NM	NM	NM	NM	NM	NM	NM	NM	NM	Well valve closed off from SVE System.
SVE-22	404.37-414.37 (25-35)	10/23/2023	00:00	NM	NM	NM	NM	NM	NM	NM	NM	NM	NM	Well valve closed off from SVE System.
SVE-22		11/21/2023	00:00	NM	NM	NM	NM	NM	NM	NM	NM	NM	NM	Well valve closed off from SVE System.
SVE-22		12/20/2023	00:00	NM	NM	NM	NM	NM	NM	NM	NM	NM	NM	Well valve closed off from SVE System.
SVE-22		1/17/2024	00:00	NM	NM	NM	NM	NM	NM	NM	NM	NM	NM	Well valve closed off from SVE System.
SVE-22		2/26/2024	00:00	NM	NM	NM	NM	NM	NM	NM	NM	NM	NM	Well valve closed off from SVE System.
SVE-22		3/20/2024	00:00	NM	NM	NM	NM	NM	NM	NM	NM	NM	NM	Well valve closed off from SVE System.
SVE-22		4/24/2024	00:00	NM	NM	NM	NM	NM	NM	NM	NM	NM	NM	Well valve closed off from SVE System.
SVE-22		5/28/2024	00:00	NM	NM	NM	NM	NM	NM	NM	NM	NM	NM	Well valve closed off from SVE System.
SVE-22		6/19/2024	00:00	NM	NM	NM	NM	NM	NM	NM	NM	NM	NM	Well valve closed off from SVE System.
SVE-22		07/17/2024	00:00	NM	NM	NM	NM	NM	NM	NM	NM	NM	NM	Well valve closed off from SVE System.
SVE-22		08/28/2024	08:47	-12.57	34.33	0.0	0	20.3	0.6	36.7	177	83.4	93.6	
SVE-22		09/18/2024	00:00	NM	NM	NM	NM	NM	NM	NM	NM	NM	NM	Well valve closed off from SVE System.

TABLE 8
SVE SYSTEM MONTHLY MONITORING - SVE SAMPLING DATA

Sample ID	Well Screen Interval (elev. ft) (ft bgs)	Date	Initial Reading Time (24-Hour)	Vacuum/Pressure	Water	Fixed Gases				Soil Vapor Concentrations				Comments
				Initial Reading (Inches of H_2O)	Depth to Water (feet btoc)	CH_4 (%)	LEL (%)	CO_2 (%)	O_2 (%)	PID (ppmv)	THC (ppmv)	CH_4 (ppmv)	PHC (ppmv)	
SVE-23	405.75-415.75 (15-25)	10/23/2023	00:00	NM	NM	NM	NM	NM	NM	NM	NM	NM	NM	Well valve closed off from SVE System.
SVE-23		11/21/2023	00:00	NM	NM	NM	NM	NM	NM	NM	NM	NM	NM	Well valve closed off from SVE System.
SVE-23		12/20/2023	00:00	NM	NM	NM	NM	NM	NM	NM	NM	NM	NM	Well valve closed off from SVE System.
SVE-23		1/17/2024	00:00	NM	NM	NM	NM	NM	NM	NM	NM	NM	NM	Well valve closed off from SVE System.
SVE-23		2/26/2024	00:00	NM	NM	NM	NM	NM	NM	NM	NM	NM	NM	Well valve closed off from SVE System.
SVE-23		3/20/2024	00:00	NM	NM	NM	NM	NM	NM	NM	NM	NM	NM	Well valve closed off from SVE System.
SVE-23		4/24/2024	00:00	NM	NM	NM	NM	NM	NM	NM	NM	NM	NM	Well valve closed off from SVE System.
SVE-23		5/28/2024	00:00	NM	NM	NM	NM	NM	NM	NM	NM	NM	NM	Well valve closed off from SVE System.
SVE-23		6/19/2024	00:00	NM	NM	NM	NM	NM	NM	NM	NM	NM	NM	Well valve closed off from SVE System.
SVE-23		07/17/2024	00:00	NM	NM	NM	NM	NM	NM	NM	NM	NM	NM	Well valve closed off from SVE System.
SVE-23		08/26/2024	00:00	NM	NM	NM	NM	NM	NM	NM	NM	NM	NM	Well valve closed off from SVE System.
SVE-23		09/18/2024	00:00	NM	NM	NM	NM	NM	NM	NM	NM	NM	NM	Well valve closed off from SVE System.
SVE-24	409.22-419.22 (15-25)	10/24/2023	00:00	NM	NM	NM	NM	NM	NM	NM	NM	NM	NM	Inaccessible due to construction activities.
SVE-24		11/21/2023	08:12	-72.30	NE	0.7	14	4.2	16.1	96.7	4232	3844	388	
SVE-24		12/20/2023	08:00	-70.30	17.34	0.7	14	4.2	15.9	126	3242	3056	186	
SVE-24		1/18/2024	08:36	-59.10	17.40	0.8	16	4.4	14.9	132	3768	3141	627	
SVE-24		2/27/2024	08:05	-65.20	18.33	1.2	25	4.0	16.4	138	8021	6993	1028	
SVE-24		3/20/2024	09:24	-64.50	NE	0.8	16	3.8	16.6	72.5	5021	4726	295	
SVE-24		4/23/2024	09:47	-60.80	16.66	1.3	26	4.5	15.2	126	6377	5698	679	
SVE-24		5/29/2024	07:48	-54.80	NE	1.0	21	4.5	14.5	83.6	6894	6260	634	
SVE-24		6/19/2024	00:00	NM	NM	NM	NM	NM	NM	NM	NM	NM	NM	Well valve closed off from SVE System.
SVE-24		07/17/2024	00:00	NM	NM	NM	NM	NM	NM	NM	NM	NM	NM	Well valve closed off from SVE System.
SVE-24		08/26/2024	00:00	NM	NM	NM	NM	NM	NM	NM	NM	NM	NM	Well valve closed off from SVE System.
SVE-24		09/18/2024	00:00	NM	NM	NM	NM	NM	NM	NM	NM	NM	NM	Well valve closed off from SVE System.
SVE-25	422-432 (10-20)	10/23/2023	00:00	NM	NM	NM	NM	NM	NM	NM	NM	NM	NM	Well valve closed off from SVE System.
SVE-25		11/21/2023	00:00	NM	NM	NM	NM	NM	NM	NM	NM	NM	NM	Well valve closed off from SVE System.
SVE-25		12/20/2023	00:00	NM	NM	NM	NM	NM	NM	NM	NM	NM	NM	Well valve closed off from SVE System.
SVE-25		1/17/2024	00:00	NM	NM	NM	NM	NM	NM	NM	NM	NM	NM	Well valve closed off from SVE System.
SVE-25		2/26/2024	00:00	NM	NM	NM	NM	NM	NM	NM	NM	NM	NM	Well valve closed off from SVE System.
SVE-25		3/20/2024	00:00	NM	NM	NM	NM	NM	NM	NM	NM	NM	NM	Well valve closed off from SVE System.
SVE-25		4/24/2024	00:00	NM	NM	NM	NM	NM	NM	NM	NM	NM	NM	Well valve closed off from SVE System.
SVE-25		5/28/2024	00:00	NM	NM	NM	NM	NM	NM	NM	NM	NM	NM	Well valve closed off from SVE System.
SVE-25		6/19/2024	00:00	NM	NM	NM	NM	NM	NM	NM	NM	NM	NM	Well valve closed off from SVE System.
SVE-25		07/17/2024	00:00	NM	NM	NM	NM	NM	NM	NM	NM	NM	NM	Well valve closed off from SVE System.
SVE-25		08/26/2024	00:00	NM	NM	NM	NM	NM	NM	NM	NM	NM	NM	Well valve closed off from SVE System.
SVE-25		09/18/2024	00:00	NM	NM	NM	NM	NM	NM	NM	NM	NM	NM	Well valve closed off from SVE System.
SVE-26	405.6-415.6 (20-30)	10/23/2023	00:00	NM	NM	NM	NM	NM	NM	NM	NM	NM	NM	Well valve closed off from SVE System.
SVE-26		11/21/2023	00:00	NM	NM	NM	NM	NM	NM	NM	NM	NM	NM	Well valve closed off from SVE System.
SVE-26		12/20/2023	00:00	NM	NM	NM	NM	NM	NM	NM	NM	NM	NM	Well valve closed off from SVE System.
SVE-26		1/17/2024	00:00	NM	NM	NM	NM	NM	NM	NM	NM	NM	NM	Well valve closed off from SVE System.
SVE-26		2/26/2024	00:00	NM	NM	NM	NM	NM	NM	NM	NM	NM	NM	Well valve closed off from SVE System.
SVE-26		3/20/2024	00:00	NM	NM	NM	NM	NM	NM	NM	NM	NM	NM	Well valve closed off from SVE System.
SVE-26		4/24/2024	00:00	NM	NM	NM	NM	NM	NM	NM	NM	NM	NM	Well valve closed off from SVE System.
SVE-26		5/28/2024	00:00	NM	NM	NM	NM	NM	NM	NM	NM	NM	NM	Well valve closed off from SVE System.
SVE-26		6/19/2024	00:00	NM	NM	NM	NM	NM	NM	NM	NM	NM	NM	Well valve closed off from SVE System.
SVE-26		07/17/2024	00:00	NM	NM	NM	NM	NM	NM	NM	NM	NM	NM	Well valve closed off from SVE System.
SVE-26		08/26/2024	00:00	NM	NM	NM	NM	NM	NM	NM	NM	NM	NM	Well valve closed off from SVE System.
SVE-26		09/18/2024	00:00	NM	NM	NM	NM	NM	NM	NM	NM	NM	NM	Well valve closed off from SVE System.

TABLE 8
SVE SYSTEM MONTHLY MONITORING - SVE SAMPLING DATA

Sample ID	Well Screen Interval (elev. ft) (ft bgs)	Date	Initial Reading Time (24-Hour)	Vacuum/Pressure	Water	Fixed Gases				Soil Vapor Concentrations				Comments
				Initial Reading (Inches of H_2O)	Depth to Water (feet btoc)	CH_4 (%)	LEL (%)	CO_2 (%)	O_2 (%)	PID (ppmv)	THC (ppmv)	CH_4 (ppmv)	PHC (ppmv)	
SVE-27	405.93-415.93 (20-30)	10/23/2023	00:00	NM	NM	NM	NM	NM	NM	NM	NM	NM	NM	Inaccessible due to construction activities.
SVE-27		11/21/2023	08:00	-73.10	NE	10.8	OVR	5.7	14.1	605	27830	20130	7700	
SVE-27		12/20/2023	07:40	-72.40	22.69	12.7	OVR	5.5	14.3	611	32430	24210	8220	
SVE-27		1/18/2024	08:58	-52.10	23.74	8.4	OVR	5.1	14.3	507	24860	18850	6010	
SVE-27		2/27/2024	07:50	-66.60	23.31	12.9	OVR	5.5	14.0	710	39420	24110	15310	
SVE-27		3/21/2024	08:30	-65.60	22.08	11.1	OVR	5.0	14.2	461	28780	23150	5630	
SVE-27		4/23/2024	13:26	-64.00	23.04	10.7	OVR	5.4	13.6	561	33850	26920	6930	
SVE-27		5/29/2024	08:00	-54.90	NE	9.7	OVR	5.0	13.7	536	35880	27470	8410	
SVE-27		6/19/2024	00:00	NM	NM	NM	NM	NM	NM	NM	NM	NM	NM	Well valve closed off from SVE System.
SVE-27		07/17/2024	00:00	NM	NM	NM	NM	NM	NM	NM	NM	NM	NM	Well valve closed off from SVE System.
SVE-27		08/26/2024	00:00	NM	NM	NM	NM	NM	NM	NM	NM	NM	NM	Well valve closed off from SVE System.
SVE-27		09/18/2024	00:00	NM	NM	NM	NM	NM	NM	NM	NM	NM	NM	Well valve closed off from SVE System.
SVE-28	392.94-402.94 (41-51)	10/23/2023	00:00	NM	43.84	NM	NM	NM	NM	NM	NM	NM	NM	Well valve closed off from SVE System.
SVE-28		11/21/2023	00:00	NM	44.00	NM	NM	NM	NM	NM	NM	NM	NM	Well valve closed off from SVE System.
SVE-28		12/20/2023	00:00	NM	44.43	NM	NM	NM	NM	NM	NM	NM	NM	Well valve closed off from SVE System.
SVE-28		1/17/2024	00:00	NM	44.63	NM	NM	NM	NM	NM	NM	NM	NM	Well valve closed off from SVE System.
SVE-28		2/26/2024	00:00	NM	44.91	NM	NM	NM	NM	NM	NM	NM	NM	Well valve closed off from SVE System.
SVE-28		3/20/2024	00:00	NM	45.08	NM	NM	NM	NM	NM	NM	NM	NM	Well valve closed off from SVE System.
SVE-28		4/23/2024	00:00	NM	NM	NM	NM	NM	NM	NM	NM	NM	NM	Well valve closed off from SVE System.
SVE-28		5/29/2024	11:29	-6.75	45.38	0.2	5	1.3	19.5	11.7	705	497	208	
SVE-28		6/19/2024	12:24	-8.17	45.34	0.0	0	1.1	19.4	6.8	297	217	80.0	
SVE-28		07/17/2024	13:24	-19.57	44.98	0.1	2	19.3	1.4	19.4	283	113	170	
SVE-28		08/27/2024	11:02	-11.77	44.76	0.1	2	18.6	1.9	10.9	363	216	147	
SVE-28		09/18/2024	11:23	-14.98	44.85	0.0	1	18.4	2.0	3.2	99.0	34.8	64.2	
SVE-29	412.93-422.93 (21-31)	10/23/2023	00:00	NM	NM	NM	NM	NM	NM	NM	NM	NM	NM	Well valve closed off from SVE System.
SVE-29		11/21/2023	00:00	NM	NM	NM	NM	NM	NM	NM	NM	NM	NM	Well valve closed off from SVE System.
SVE-29		12/20/2023	00:00	NM	NM	NM	NM	NM	NM	NM	NM	NM	NM	Well valve closed off from SVE System.
SVE-29		1/17/2024	00:00	NM	NM	NM	NM	NM	NM	NM	NM	NM	NM	Well valve closed off from SVE System.
SVE-29		2/26/2024	00:00	NM	NM	NM	NM	NM	NM	NM	NM	NM	NM	Well valve closed off from SVE System.
SVE-29		3/20/2024	00:00	NM	NM	NM	NM	NM	NM	NM	NM	NM	NM	Well valve closed off from SVE System.
SVE-29		4/24/2024	00:00	NM	NM	NM	NM	NM	NM	NM	NM	NM	NM	Well valve closed off from SVE System.
SVE-29		5/28/2024	00:00	NM	NM	NM	NM	NM	NM	NM	NM	NM	NM	Well valve closed off from SVE System.
SVE-29		6/19/2024	00:00	NM	NM	NM	NM	NM	NM	NM	NM	NM	NM	Well valve closed off from SVE System.
SVE-29		07/17/2024	00:00	NM	NM	NM	NM	NM	NM	NM	NM	NM	NM	Well valve closed off from SVE System.
SVE-29		08/26/2024	00:00	NM	NM	NM	NM	NM	NM	NM	NM	NM	NM	Well valve closed off from SVE System.
SVE-29		09/18/2024	00:00	NM	NM	NM	NM	NM	NM	NM	NM	NM	NM	Well valve closed off from SVE System.
SVE-30	407.67-417.67 (25-35)	10/18/2023	09:10	-62.00	33.63	12.9	OVR	6.0	12.3	595	24400	16000	8400	
SVE-30		10/23/2023	15:08	-55.90	33.63	16.6	OVR	6.3	11.1	419	28810	19220	9590	
SVE-30		11/20/2023	10:53	-70.10	NE	29.8	OVR	7.3	10.2	553	45970	32060	13910	
SVE-30		12/20/2023	10:02	-65.10	31.82	24.9	OVR	7.1	10.5	589	40680	26990	13690	
SVE-30		1/17/2024	13:03	-39.60	37.05	22.8	OVR	7.2	10.2	559	36190	23920	12270	
SVE-30		2/26/2024	12:46	-51.30	33.58	17.4	OVR	6.7	11.5	672	24070	18850	5220	
SVE-30		3/20/2024	12:37	-65.20	NE	14.3	OVR	6.5	12.0	599	28940	20950	7990	
SVE-30		4/23/2024	12:30	-55.80	33.28	18.1	OVR	6.4	12.0	595	33130	22840	10290	
SVE-30		5/29/2024	11:22	-50.50	NE	19.6	OVR	6.4	11.6	624	33860	24650	9210	
SVE-30		6/19/2024	11:18	-14.97	37.51	83.0	OVR	8.2	8.7	814	90320	54530	35790	
SVE-30		07/17/2024	13:08	-58.70	32.29	13.5	OVR	12.7	5.5	866	19680	17330	2350	
SVE-30		08/27/2024	10:45	-22.76	35.95	10.7	OVR	11.9	6.0	622	16790	13430	3360	
SVE-30		09/18/2024	11:13	-27.90	NE	9.7	OVR	12.3	5.8	519	22440	14800	7640	

SEE LAST PAGE OF TABLE FOR NOTES

TABLE 8
SVE SYSTEM MONTHLY MONITORING - SVE SAMPLING DATA

Sample ID	Well Screen Interval (elev. ft) (ft bgs)	Date	Initial Reading Time (24-Hour)	Vacuum/Pressure	Water	Fixed Gases				Soil Vapor Concentrations				Comments
				Initial Reading (Inches of H_2O)	Depth to Water (feet btoc)	CH_4 (%)	LEL (%)	CO_2 (%)	O_2 (%)	PID (ppmv)	THC (ppmv)	CH_4 (ppmv)	PHC (ppmv)	
SVE-31	407.81-417.81 (25-35)	10/18/2023	08:59	-62.30	33.47	3.5	70	3.0	16.8	593	9800	4100	5700	
SVE-31		10/23/2023	14:58	-55.00	33.47	3.9	79	3.6	15.9	545	7885	4465	3420	
SVE-31		11/20/2023	10:46	-70.10	NE	5.4	OVR	4.1	15.1	631	10200	5339	4861	
SVE-31		12/20/2023	09:55	-65.50	32.53	5.2	OVR	4.0	15.2	625	10300	5185	5115	
SVE-31		1/17/2024	12:51	-39.10	34.16	4.7	94	4.0	15.5	645	9157	5025	4132	
SVE-31		2/26/2024	12:18	-49.10	34.02	3.9	79	3.1	16.7	589	8664	4437	4227	
SVE-31		3/20/2024	12:29	-66.20	NE	3.3	66	2.8	17.0	465	7937	4248	3689	
SVE-31		4/22/2024	13:51	-45.70	34.32	4.0	80	3.0	16.6	522	8254	4190	4064	
SVE-31		5/29/2024	11:14	-51.00	NE	3.4	69	3.0	16.7	547	8818	7582	1236	
SVE-31		6/19/2024	11:03	-14.98	36.68	2.8	57	3.6	15.4	458	4705	2449	2256	
SVE-31		07/17/2024	12:53	-59.00	34.60	5.2	OVR	16.3	3.4	609	10547	5739	4808	
SVE-31		08/27/2024	10:32	-22.79	35.71	3.0	60	16.3	3.5	412	6626	3234	3392	
SVE-31		09/18/2024	11:06	-27.90	NE	2.9	59	16.1	3.6	342	7344	3672	3672	
SVE-32	408.63-418.63 (25-35)	10/18/2023	08:53	-62.10	34.77	OVR	OVR	9.4	7.4	635	120000	62800	57200	
SVE-32		10/23/2023	14:48	-54.70	34.77	OVR	OVR	9.2	7.0	255	127000	97000	30000	
SVE-32		11/20/2023	10:36	-70.30	NE	OVR	OVR	10.7	5.1	488	166000	129000	37000	
SVE-32		12/20/2023	09:48	-65.90	33.43	OVR	OVR	10.0	6.2	577	145000	104000	41000	
SVE-32		1/17/2024	12:36	-39.60	35.74	76.5	OVR	10.1	5.5	693	88320	59240	29080	
SVE-32		2/26/2024	12:08	-47.90	33.30	OVR	OVR	9.0	7.5	453	107000	97000	10000	
SVE-32		3/20/2024	12:20	-65.30	NE	47.8	OVR	7.8	9.6	522	67210	37430	29780	
SVE-32		4/22/2024	13:51	-45.70	33.99	OVR	OVR	8.7	7.6	569	148000	104000	44000	
SVE-32		5/29/2024	11:06	-51.00	NE	OVR	OVR	9.3	6.0	374	175000	114000	61000	
SVE-32		6/19/2024	10:50	-15.11	35.72	OVR	OVR	10.3	4.6	534	166730	109540	57190	
SVE-32		07/17/2024	12:37	-59.10	33.35	OVR	OVR	8.3	8.5	951	72940	60370	12570	
SVE-32		08/27/2024	10:13	-22.83	35.77	83.9	OVR	7.2	8.9	788	103380	51630	51750	
SVE-32		09/18/2024	10:58	-28.04	NE	OVR	OVR	5.7	9.8	355	126320	111570	14750	
SVE-33	408.46-418.46 (25-35)	10/18/2023	08:48	-62.20	36.30	6.8	OVR	7.8	10.0	232	30000	23000	7000	
SVE-33		10/23/2023	14:29	-53.50	36.30	9.0	OVR	7.5	10.1	172	36620	30750	5870	
SVE-33		11/20/2023	10:28	-69.80	NE	8.9	OVR	7.9	10.5	193	36950	31220	5730	
SVE-33		12/20/2023	09:41	-69.30	35.42	19.4	OVR	8.3	9.5	296	65720	51910	13810	
SVE-33		1/17/2024	12:26	-39.40	36.52	35.2	OVR	8.8	8.4	409	88660	66490	22170	
SVE-33		2/26/2024	11:58	-50.10	35.48	24.6	OVR	7.8	10.4	432	64580	50220	14360	
SVE-33		3/20/2024	12:14	-63.10	NE	37.8	OVR	7.3	10.6	474	83160	64450	18710	
SVE-33		4/22/2024	13:27	-48.70	35.30	35.7	OVR	7.4	10.6	436	59930	57780	2150	
SVE-33		5/29/2024	10:57	-49.30	NE	37.7	OVR	7.5	9.4	586	89260	66090	23170	
SVE-33		6/19/2024	10:33	-15.17	35.78	25.8	OVR	7.8	9.2	589	57930	43590	14340	
SVE-33		07/17/2024	12:19	-59.40	37.52	67.8	OVR	10.0	7.4	711	79720	74940	4780	
SVE-33		08/27/2024	10:02	-22.87	37.27	68.5	OVR	9.6	7.8	624	99780	66240	33540	
SVE-33		09/18/2024	10:45	-28.24	NE	38.3	OVR	9.4	7.9	481	53870	52730	1140	

TABLE 8
SVE SYSTEM MONTHLY MONITORING - SVE SAMPLING DATA

Sample ID	Well Screen Interval (elev. ft) (ft bgs)	Date	Initial Reading Time (24-Hour)	Vacuum/Pressure	Water	Fixed Gases				Soil Vapor Concentrations				Comments
				Initial Reading (Inches of H_2O)	Depth to Water (feet btoc)	CH_4 (%)	LEL (%)	CO_2 (%)	O_2 (%)	PID (ppmv)	THC (ppmv)	CH_4 (ppmv)	PHC (ppmv)	
SVE-34	398.76-418.76 (25-45)	10/23/2023	00:00	NM	NM	NM	NM	NM	NM	NM	NM	NM	NM	Well valve closed off from SVE System.
SVE-34		11/21/2023	00:00	NM	NM	NM	NM	NM	NM	NM	NM	NM	NM	Well valve closed off from SVE System.
SVE-34		12/20/2023	00:00	NM	NM	NM	NM	NM	NM	NM	NM	NM	NM	Well valve closed off from SVE System.
SVE-34		1/17/2024	00:00	NM	NM	NM	NM	NM	NM	NM	NM	NM	NM	Well valve closed off from SVE System.
SVE-34		2/26/2024	00:00	NM	NM	NM	NM	NM	NM	NM	NM	NM	NM	Well valve closed off from SVE System.
SVE-34		3/20/2024	00:00	NM	NM	NM	NM	NM	NM	NM	NM	NM	NM	Well valve closed off from SVE System.
SVE-34		4/24/2024	00:00	NM	NM	NM	NM	NM	NM	NM	NM	NM	NM	Well valve closed off from SVE System.
SVE-34		5/28/2024	00:00	NM	NM	NM	NM	NM	NM	NM	NM	NM	NM	Well valve closed off from SVE System.
SVE-34		6/19/2024	00:00	NM	NM	NM	NM	NM	NM	NM	NM	NM	NM	Well valve closed off from SVE System.
SVE-34		07/17/2024	00:00	NM	NM	NM	NM	NM	NM	NM	NM	NM	NM	Well valve closed off from SVE System.
SVE-34		08/26/2024	00:00	NM	NM	NM	NM	NM	NM	NM	NM	NM	NM	Well valve closed off from SVE System.
SVE-34		09/18/2024	00:00	NM	NM	NM	NM	NM	NM	NM	NM	NM	NM	Well valve closed off from SVE System.
SVE-35	402.84-412.84 (31-41)	10/23/2023	00:00	NM	NM	NM	NM	NM	NM	NM	NM	NM	NM	Well valve closed off from SVE System.
SVE-35		11/21/2023	00:00	NM	NM	NM	NM	NM	NM	NM	NM	NM	NM	Well valve closed off from SVE System.
SVE-35		12/20/2023	00:00	NM	NM	NM	NM	NM	NM	NM	NM	NM	NM	Well valve closed off from SVE System.
SVE-35		1/17/2024	00:00	NM	NM	NM	NM	NM	NM	NM	NM	NM	NM	Well valve closed off from SVE System.
SVE-35		2/26/2024	00:00	NM	NM	NM	NM	NM	NM	NM	NM	NM	NM	Well valve closed off from SVE System.
SVE-35		3/20/2024	00:00	NM	NM	NM	NM	NM	NM	NM	NM	NM	NM	Well valve closed off from SVE System.
SVE-35		4/24/2024	00:00	NM	NM	NM	NM	NM	NM	NM	NM	NM	NM	Well valve closed off from SVE System.
SVE-35		5/28/2024	00:00	NM	NM	NM	NM	NM	NM	NM	NM	NM	NM	Well valve closed off from SVE System.
SVE-35		6/19/2024	00:00	NM	NM	NM	NM	NM	NM	NM	NM	NM	NM	Well valve closed off from SVE System.
SVE-35		07/17/2024	00:00	NM	NM	NM	NM	NM	NM	NM	NM	NM	NM	Well valve closed off from SVE System.
SVE-35		08/26/2024	00:00	NM	NM	NM	NM	NM	NM	NM	NM	NM	NM	Well valve closed off from SVE System.
SVE-35		09/18/2024	00:00	NM	NM	NM	NM	NM	NM	NM	NM	NM	NM	Well valve closed off from SVE System.
SVE-36	423.65-433.65 (10-20)	10/23/2023	00:00	NM	NM	NM	NM	NM	NM	NM	NM	NM	NM	Well valve closed off from SVE System.
SVE-36		11/21/2023	00:00	NM	NM	NM	NM	NM	NM	NM	NM	NM	NM	Well valve closed off from SVE System.
SVE-36		12/20/2023	00:00	NM	NM	NM	NM	NM	NM	NM	NM	NM	NM	Well valve closed off from SVE System.
SVE-36		1/17/2024	00:00	NM	NM	NM	NM	NM	NM	NM	NM	NM	NM	Well valve closed off from SVE System.
SVE-36		2/26/2024	00:00	NM	NM	NM	NM	NM	NM	NM	NM	NM	NM	Well valve closed off from SVE System.
SVE-36		3/20/2024	00:00	NM	NM	NM	NM	NM	NM	NM	NM	NM	NM	Well valve closed off from SVE System.
SVE-36		4/24/2024	00:00	NM	NM	NM	NM	NM	NM	NM	NM	NM	NM	Well valve closed off from SVE System.
SVE-36		5/28/2024	00:00	NM	NM	NM	NM	NM	NM	NM	NM	NM	NM	Well valve closed off from SVE System.
SVE-36		6/19/2024	00:00	NM	NM	NM	NM	NM	NM	NM	NM	NM	NM	Well valve closed off from SVE System.
SVE-36		07/17/2024	00:00	NM	NM	NM	NM	NM	NM	NM	NM	NM	NM	Well valve closed off from SVE System.
SVE-36		08/26/2024	00:00	NM	NM	NM	NM	NM	NM	NM	NM	NM	NM	Well valve closed off from SVE System.
SVE-36		09/18/2024	00:00	NM	NM	NM	NM	NM	NM	NM	NM	NM	NM	Well valve closed off from SVE System.
SVE-37	409-419 (25-35)	10/23/2023	15:35	-51.80	33.77	0.9	18	2.3	18.3	98.5	2765	1645	1120	
SVE-37		11/20/2023	11:06	-56.30	NE	1.1	22	2.4	18.4	111	3671	2383	1288	
SVE-37		12/20/2023	00:00	NM	NM	NM	NM	NM	NM	NM	NM	NM	NM	Well valve temporarily closed off from SVE System for maintenance.
SVE-37		1/17/2024	13:23	-42.50	35.88	0.8	16	2.5	18.0	94.8	2522	1545	977	
SVE-37		2/26/2024	13:01	-52.70	33.27	1.3	26	2.2	18.2	147	4381	2633	1748	
SVE-37		3/20/2024	12:45	-57.30	NE	1.1	22	2.1	18.4	98.6	4263	2766	1497	
SVE-37		4/23/2024	12:48	-43.40	33.96	1.3	26	2.2	18.0	132	4228	2839	1389	
SVE-37		5/29/2024	11:36	-38.70	34.43	1.4	29	2.3	17.8	152	5645	3840	1805	
SVE-37		6/19/2024	12:35	-11.59	36.99	1.5	31	2.5	17.2	145	4560	2810	1750	
SVE-37		07/17/2024	13:40	-49.10	32.14	2.2	44	17.3	2.6	112	6511	4134	2377	
SVE-37		08/27/2024	11:16	-17.35	35.72	1.7	35	17.2	2.8	138	5465	3512	1953	
SVE-37		09/18/2024	11:34	-20.75	NE	1.3	26	17.2	2.8	71.3	4109	2667	1442	

TABLE 8
SVE SYSTEM MONTHLY MONITORING - SVE SAMPLING DATA

Sample ID	Well Screen Interval (elev. ft) (ft bgs)	Date	Initial Reading Time (24-Hour)	Vacuum/Pressure	Water	Fixed Gases				Soil Vapor Concentrations				Comments
				Initial Reading (Inches of H_2O)	Depth to Water (feet btoc)	CH_4 (%)	LEL (%)	CO_2 (%)	O_2 (%)	PID (ppmv)	THC (ppmv)	CH_4 (ppmv)	PHC (ppmv)	
SVE-38	409-419 (25-35)	10/23/2023	00:00	NM	NM	NM	NM	NM	NM	NM	NM	NM	NM	Well valve closed off from SVE System.
SVE-38		11/21/2023	00:00	NM	NM	NM	NM	NM	NM	NM	NM	NM	NM	Well valve closed off from SVE System.
SVE-38		12/20/2023	00:00	NM	NM	NM	NM	NM	NM	NM	NM	NM	NM	Well valve closed off from SVE System.
SVE-38		1/17/2024	00:00	NM	NM	NM	NM	NM	NM	NM	NM	NM	NM	Well valve closed off from SVE System.
SVE-38		2/27/2024	00:00	NM	NM	NM	NM	NM	NM	NM	NM	NM	NM	Well valve closed off from SVE System.
SVE-38		3/20/2024	00:00	NM	NM	NM	NM	NM	NM	NM	NM	NM	NM	Well valve closed off from SVE System.
SVE-38		4/24/2024	00:00	NM	NM	NM	NM	NM	NM	NM	NM	NM	NM	Well valve closed off from SVE System.
SVE-38		5/28/2024	00:00	NM	NM	NM	NM	NM	NM	NM	NM	NM	NM	Well valve closed off from SVE System.
SVE-38		6/19/2024	00:00	NM	NM	NM	NM	NM	NM	NM	NM	NM	NM	Well valve closed off from SVE System.
SVE-38		07/17/2024	00:00	NM	NM	NM	NM	NM	NM	NM	NM	NM	NM	Well valve closed off from SVE System.
SVE-38		08/26/2024	00:00	NM	NM	NM	NM	NM	NM	NM	NM	NM	NM	Well valve closed off from SVE System.
SVE-38		09/18/2024	00:00	NM	NM	NM	NM	NM	NM	NM	NM	NM	NM	Well valve closed off from SVE System.
SVE-39	409.5-419.5 (25-35)	10/24/2023	09:08	NM	NM	NM	NM	NM	NM	NM	NM	NM	NM	Vehicle parked on well vault. Could not access.
SVE-39		11/20/2023	12:50	-57.30	31.42	1.9	38	4.4	15.2	159	6016	4918	1098	
SVE-39		12/20/2023	00:00	NM	NM	NM	NM	NM	NM	NM	NM	NM	NM	Well valve temporarily closed off from SVE System for maintenance.
SVE-39		1/18/2024	00:00	NM	NM	NM	NM	NM	NM	NM	NM	NM	NM	Vehicle parked on well vault. Could not access.
SVE-39		2/26/2024	00:00	NM	NM	NM	NM	NM	NM	NM	NM	NM	NM	Vehicle parked on well vault. Could not access.
SVE-39		3/20/2024	08:25	-54.60	31.28	2.2	44	4.2	15.4	162	7616	5749	1867	
SVE-39		4/23/2024	08:05	-43.20	30.25	3.0	60	4.5	14.4	185	7427	5862	1565	
SVE-39		5/29/2024	08:53	-38.30	29.86	3.3	67	4.4	13.8	194	10300	8562	1738	
SVE-39		6/19/2024	13:32	-11.36	32.33	5.7	OVR	4.7	13.2	380	17480	12240	5240	Dilution probe was used.
SVE-39		07/18/2024	08:28	-47.20	28.91	3.5	70	13.2	4.8	276	13110	8220	4890	
SVE-39		08/27/2024	12:31	-16.36	31.23	6.5	OVR	13.4	5.0	295	13830	10530	3300	
SVE-39		09/18/2024	12:06	-19.52	31.18	4.9	98	13.8	4.9	176	11289	10201	1088	
SVE-40	409-419 (25-35)	10/23/2023	00:00	NM	NM	NM	NM	NM	NM	NM	NM	NM	NM	Well valve closed off from SVE System.
SVE-40		11/21/2023	00:00	NM	NM	NM	NM	NM	NM	NM	NM	NM	NM	Well valve closed off from SVE System.
SVE-40		12/20/2023	00:00	NM	NM	NM	NM	NM	NM	NM	NM	NM	NM	Well valve closed off from SVE System.
SVE-40		1/17/2024	00:00	NM	NM	NM	NM	NM	NM	NM	NM	NM	NM	Well valve closed off from SVE System.
SVE-40		2/26/2024	00:00	NM	NM	NM	NM	NM	NM	NM	NM	NM	NM	Well valve closed off from SVE System.
SVE-40		3/20/2024	00:00	NM	NM	NM	NM	NM	NM	NM	NM	NM	NM	Well valve closed off from SVE System.
SVE-40		4/24/2024	00:00	NM	NM	NM	NM	NM	NM	NM	NM	NM	NM	Well valve closed off from SVE System.
SVE-40		5/28/2024	00:00	NM	NM	NM	NM	NM	NM	NM	NM	NM	NM	Well valve closed off from SVE System.
SVE-40		6/19/2024	00:00	NM	NM	NM	NM	NM	NM	NM	NM	NM	NM	Well valve closed off from SVE System.
SVE-40		07/17/2024	00:00	NM	NM	NM	NM	NM	NM	NM	NM	NM	NM	Well valve closed off from SVE System.
SVE-40		08/26/2024	00:00	NM	NM	NM	NM	NM	NM	NM	NM	NM	NM	Well valve closed off from SVE System.
SVE-40		09/18/2024	00:00	NM	NM	NM	NM	NM	NM	NM	NM	NM	NM	Well valve closed off from SVE System.
SVE-41	413-423 (20-30)	10/23/2023	00:00	NM	NM	NM	NM	NM	NM	NM	NM	NM	NM	Well valve closed off from SVE System.
SVE-41		11/21/2023	00:00	NM	NM	NM	NM	NM	NM	NM	NM	NM	NM	Well valve closed off from SVE System.
SVE-41		12/20/2023	00:00	NM	NM	NM	NM	NM	NM	NM	NM	NM	NM	Well valve closed off from SVE System.
SVE-41		1/17/2024	00:00	NM	NM	NM	NM	NM	NM	NM	NM	NM	NM	Well valve closed off from SVE System.
SVE-41		2/26/2024	00:00	NM	NM	NM	NM	NM	NM	NM	NM	NM	NM	Well valve closed off from SVE System.
SVE-41		3/20/2024	00:00	NM	NM	NM	NM	NM	NM	NM	NM	NM	NM	Well valve closed off from SVE System.
SVE-41		4/24/2024	00:00	NM	NM	NM	NM	NM	NM	NM	NM	NM	NM	Well valve closed off from SVE System.
SVE-41		5/28/2024	00:00	NM	NM	NM	NM	NM	NM	NM	NM	NM	NM	Well valve closed off from SVE System.
SVE-41		6/19/2024	00:00	NM	NM	NM	NM	NM	NM	NM	NM	NM	NM	Well valve closed off from SVE System.
SVE-41		07/19/2024	00:00	NM	NM	NM	NM	NM	NM	NM	NM	NM	NM	Well valve closed off from SVE System.
SVE-41		08/26/2024	00:00	NM	NM	NM	NM	NM	NM	NM	NM	NM	NM	Well valve closed off from SVE System.
SVE-41		09/18/2024	00:00	NM	NM	NM	NM	NM	NM	NM	NM	NM	NM	Well valve closed off from SVE System.

TABLE 8
SVE SYSTEM MONTHLY MONITORING - SVE SAMPLING DATA

Sample ID	Well Screen Interval (elev. ft) (ft bgs)	Date	Initial Reading Time (24-Hour)	Vacuum/Pressure	Water	Fixed Gases				Soil Vapor Concentrations				Comments
				Initial Reading (Inches of H_2O)	Depth to Water (feet btoc)	CH_4 (%)	LEL (%)	CO_2 (%)	O_2 (%)	PID (ppmv)	THC (ppmv)	CH_4 (ppmv)	PHC (ppmv)	
SVE-42	407.08-417.08 (25-35)	10/24/2023	08:48	0.00	34.74	NM	NM	NM	NM	NM	NM	NM	NM	Well valve closed off from SVE System.
SVE-42		11/21/2023	11:05	0.00	34.75	NM	NM	NM	NM	NM	NM	NM	NM	Well valve closed off from SVE System.
SVE-42		12/19/2023	12:10	-0.01	34.75	NM	NM	NM	NM	NM	NM	NM	NM	Well valve closed off from SVE System.
SVE-42		1/17/2024	14:10	0.00	34.76	NM	NM	NM	NM	NM	NM	NM	NM	Well valve closed off from SVE System.
SVE-42		2/26/2024	13:47	0.00	34.78	NM	NM	NM	NM	NM	NM	NM	NM	Well valve closed off from SVE System.
SVE-42		3/20/2024	12:53	0.00	34.78	NM	NM	NM	NM	NM	NM	NM	NM	Well valve closed off from SVE System.
SVE-42		4/23/2024	08:54	0.00	34.80	NM	NM	NM	NM	NM	NM	NM	NM	Well valve closed off from SVE System.
SVE-42		5/29/2024	12:12	0.00	34.81	NM	NM	NM	NM	NM	NM	NM	NM	Well valve closed off from SVE System.
SVE-42		6/19/2024	14:19	0.00	34.85	NM	NM	NM	NM	NM	NM	NM	NM	Well valve closed off from SVE System.
SVE-42		07/17/2024	14:24	0.00	34.92	NM	NM	NM	NM	NM	NM	NM	NM	Well valve closed off from SVE System.
SVE-42		08/27/2024	13:08	0.00	34.86	NM	NM	NM	NM	NM	NM	NM	NM	Well valve closed off from SVE System.
SVE-42		09/18/2024	13:22	0.00	NE	NM	NM	NM	NM	NM	NM	NM	NM	Well valve closed off from SVE System.
SVE-43	407.12-417.12 (25-35)	10/24/2023	08:55	0.00	34.86	NM	NM	NM	NM	NM	NM	NM	NM	Well valve closed off from SVE System.
SVE-43		11/21/2023	11:12	-0.40	NE	NM	NM	NM	NM	NM	NM	NM	NM	Well valve closed off from SVE System.
SVE-43		12/19/2023	11:52	-0.44	NE	NM	NM	NM	NM	NM	NM	NM	NM	Well valve closed off from SVE System.
SVE-43		1/17/2024	14:17	0.00	NE	NM	NM	NM	NM	NM	NM	NM	NM	Well valve closed off from SVE System.
SVE-43		2/26/2024	13:55	-0.37	NE	NM	NM	NM	NM	NM	NM	NM	NM	Well valve closed off from SVE System.
SVE-43		3/20/2024	13:03	-0.27	NE	NM	NM	NM	NM	NM	NM	NM	NM	Well valve closed off from SVE System.
SVE-43		4/23/2024	09:03	2.98	34.82	NM	NM	NM	NM	NM	NM	NM	NM	Well valve closed off from SVE System.
SVE-43		5/29/2024	12:01	4.14	NE	NM	NM	NM	NM	NM	NM	NM	NM	Well valve closed off from SVE System.
SVE-43		6/19/2024	14:25	-1.77	NE	NM	NM	NM	NM	NM	NM	NM	NM	Well valve closed off from SVE System.
SVE-43		07/17/2024	14:32	-0.99	NE	NM	NM	NM	NM	NM	NM	NM	NM	Well valve closed off from SVE System.
SVE-43		08/27/2024	13:24	-0.16	NE	NM	NM	NM	NM	NM	NM	NM	NM	Well valve closed off from SVE System.
SVE-43		09/18/2024	13:19	0.00	NE	NM	NM	NM	NM	NM	NM	NM	NM	Well valve closed off from SVE System.
SVE-44	407.46-417.46 (25-35)	10/24/2023	09:03	-0.33	34.53	NM	NM	NM	NM	NM	NM	NM	NM	Well valve closed off from SVE System.
SVE-44		11/21/2023	11:22	-0.21	34.62	NM	NM	NM	NM	NM	NM	NM	NM	Well valve closed off from SVE System.
SVE-44		12/19/2023	11:46	-0.12	34.68	NM	NM	NM	NM	NM	NM	NM	NM	Well valve closed off from SVE System.
SVE-44		1/17/2024	14:23	0.00	34.75	NM	NM	NM	NM	NM	NM	NM	NM	Well valve closed off from SVE System.
SVE-44		2/26/2024	14:03	-0.07	34.81	NM	NM	NM	NM	NM	NM	NM	NM	Well valve closed off from SVE System.
SVE-44		3/20/2024	13:11	-0.06	34.82	NM	NM	NM	NM	NM	NM	NM	NM	Well valve closed off from SVE System.
SVE-44		4/23/2024	09:09	-0.18	34.85	NM	NM	NM	NM	NM	NM	NM	NM	Well valve closed off from SVE System.
SVE-44		5/29/2024	11:52	-0.32	34.53	NM	NM	NM	NM	NM	NM	NM	NM	Well valve closed off from SVE System.
SVE-44		6/19/2024	14:30	-0.03	34.43	NM	NM	NM	NM	NM	NM	NM	NM	Well valve closed off from SVE System.
SVE-44		07/17/2024	14:39	-0.15	34.44	NM	NM	NM	NM	NM	NM	NM	NM	Well valve closed off from SVE System.
SVE-44		08/27/2024	13:39	0.00	34.43	NM	NM	NM	NM	NM	NM	NM	NM	Well valve closed off from SVE System.
SVE-44		09/18/2024	13:13	0.00	34.48	NM	NM	NM	NM	NM	NM	NM	NM	Well valve closed off from SVE System.

TABLE 8
SVE SYSTEM MONTHLY MONITORING - SVE SAMPLING DATA

Sample ID	Well Screen Interval (elev. ft) (ft bgs)	Date	Initial Reading Time (24-Hour)	Vacuum/Pressure	Water	Fixed Gases				Soil Vapor Concentrations				Comments
				Initial Reading (Inches of H_2O)	Depth to Water (feet btoc)	CH_4 (%)	LEL (%)	CO_2 (%)	O_2 (%)	PID (ppmv)	THC (ppmv)	CH_4 (ppmv)	PHC (ppmv)	
SVE-45	400.58-405.58 (37-42)	10/24/2023	08:07	-31.36	38.68	0.6	12	1.3	19.9	87.4	1687	724	963	
SVE-45		11/20/2023	11:58	-30.76	40.00	1.4	29	1.1	20.1	146	2894	1242	1652	
SVE-45		12/20/2023	08:37	-30.64	39.70	7.7	OVR	1.2	19.6	341	15400	8706	6694	
SVE-45		1/18/2024	08:05	-5.50	41.32	OVR	OVR	2.6	16.9	705	72190	42480	29710	
SVE-45		1/30/2024	12:10	-18.01	41.32	23.8	OVR	1.9	18.3	649	29110	16260	12850	
SVE-45		2/26/2024	14:41	-28.87	39.57	25.6	OVR	2.0	17.9	629	27830	17950	9880	
SVE-45		3/20/2024	08:53	-27.71	40.39	39.8	OVR	2.7	17.2	641	44260	26380	17880	
SVE-45		4/23/2024	08:43	-23.62	40.14	66.9	OVR	4.5	14.2	885	59620	39630	19990	
SVE-45		5/14/2024	12:23	-10.17	NM	OVR	OVR	9.2	5.0	462	165000	102000	63000	
SVE-45		5/29/2024	08:25	-8.80	41.34	OVR	OVR	9.3	4.7	813	119000	66510	52490	
SVE-45		6/19/2024	13:46	-3.91	41.39	OVR	OVR	8.6	6.7	935	83340	44020	39320	
SVE-45		07/18/2024	08:01	-9.18	41.41	OVR	OVR	5.7	9.5	908	111580	58940	52640	
SVE-45		08/27/2024	13:58	-14.65	41.21	60.3	OVR	10.6	7.1	887	50580	26240	24340	
SVE-45		09/18/2024	12:32	-17.50	41.35	82.3	OVR	10.1	7.2	796	46970	38350	8620	
SVE-46	417.85-427.85 (15-25)	10/24/2023	08:42	-0.54	NE	NM	NM	NM	NM	NM	NM	NM	NM	Well valve closed off from SVE System.
SVE-46		11/21/2023	11:39	-0.38	NE	NM	NM	NM	NM	NM	NM	NM	NM	Well valve closed off from SVE System.
SVE-46		12/19/2023	12:30	-0.22	NE	NM	NM	NM	NM	NM	NM	NM	NM	Well valve closed off from SVE System.
SVE-46		1/18/2024	08:20	0.00	NE	NM	NM	NM	NM	NM	NM	NM	NM	Well valve closed off from SVE System.
SVE-46		2/26/2024	14:15	-0.08	NE	NM	NM	NM	NM	NM	NM	NM	NM	Well valve closed off from SVE System.
SVE-46		3/20/2024	13:27	-0.09	NE	NM	NM	NM	NM	NM	NM	NM	NM	Well valve closed off from SVE System.
SVE-46		4/23/2024	09:32	-0.35	NE	NM	NM	NM	NM	NM	NM	NM	NM	Well valve closed off from SVE System.
SVE-46		5/29/2024	11:40	-0.36	NE	NM	NM	NM	NM	NM	NM	NM	NM	Well valve closed off from SVE System.
SVE-46		6/19/2024	14:14	-0.07	NE	NM	NM	NM	NM	NM	NM	NM	NM	Well valve closed off from SVE System.
SVE-46		07/17/2024	14:45	-0.37	NE	NM	NM	NM	NM	NM	NM	NM	NM	Well valve closed off from SVE System.
SVE-46		08/27/2024	14:28	0.00	NE	NM	NM	NM	NM	NM	NM	NM	NM	Well valve closed off from SVE System.
SVE-46		09/18/2024	13:08	0.00	NE	NM	NM	NM	NM	NM	NM	NM	NM	Well valve closed off from SVE System.
SVE-47	419.01-429.01 (15-25)	10/24/2023	08:35	0.00	23.08	NM	NM	NM	NM	NM	NM	NM	NM	Well valve closed off from SVE System.
SVE-47		11/21/2023	11:31	0.00	23.22	NM	NM	NM	NM	NM	NM	NM	NM	Well valve closed off from SVE System.
SVE-47		12/19/2023	12:24	0.00	23.39	NM	NM	NM	NM	NM	NM	NM	NM	Well valve closed off from SVE System.
SVE-47		1/18/2024	08:12	0.00	24.70	NM	NM	NM	NM	NM	NM	NM	NM	Well valve closed off from SVE System.
SVE-47		2/26/2024	14:09	0.00	24.61	NM	NM	NM	NM	NM	NM	NM	NM	Well valve closed off from SVE System.
SVE-47		3/20/2024	13:18	0.00	24.72	NM	NM	NM	NM	NM	NM	NM	NM	Well valve closed off from SVE System.
SVE-47		4/23/2024	09:18	-21.62	21.82	0.0	0	0.9	20.2	26.3	163	7.4	156	
SVE-47		5/14/2024	12:30	-24.77	NM	0.0	1	1.1	19.6	29.8	212	5.2	207	
SVE-47		5/29/2024	08:36	-23.67	21.55	0.0	0	0.9	20.0	15.2	95.3	4.8	90.5	
SVE-47		6/19/2024	14:05	-10.19	21.47	0.0	0	1.1	19.6	11.5	72.3	8.7	63.6	
SVE-47		07/18/2024	08:13	-31.75	19.93	0.0	0	19.8	1.1	7.6	44.1	3.8	40.3	
SVE-47		08/27/2024	14:18	-14.54	20.60	0.0	0	19.8	1.1	3.8	24.1	4.5	19.6	
SVE-47		09/18/2024	13:00	-16.95	20.65	0.0	0	20.1	1.1	3.2	26.8	4.5	22.3	

Notes:

1) NM = Not Measured; NA = Not Applicable; NE = Not Encountered; PID = Photo Ionization Detector; THC = Total Hydrocarbon Concentration; PHC = Petroleum Hydrocarbon Concentration; OVR = Over-range; ppmv = Parts Per Million By Volume; btoc = Below Top of Casing; bgs = Below Ground Surface.

TABLE 9
SVE SYSTEM MONTHLY MONITORING - VMP SAMPLING DATA

Sample ID	Date	Initial Reading Time (24-Hour)	Vacuum/Pressure		Fixed Gases				Soil Vapor Concentrations				Comments
			Initial Reading (Inches of H_2O)	Stabilized Reading (Inches of H_2O)	CH_4 (%)	LEL (%)	CO_2 (%)	O_2 (%)	PID (ppmv)	THC (ppmv)	CH_4 (ppmv)	PHC (ppmv)	
VMP-1-5	10/24/2023	11:29	-0.24	-0.06	0.0	0	0.0	20.8	0.0	0.0	0.0	0.0	
VMP-1-5	11/21/2023	10:58	7.44	-0.22	0.0	0	0.0	20.9	0.0	0.0	0.0	0.0	
VMP-1-5	12/21/2023	09:20	0.00	0.00	0.0	0	0.0	20.9	0.0	0.0	0.0	0.0	
VMP-1-5	1/17/2024	10:57	-0.12	-0.16	0.0	0	0.0	20.9	0.0	0.0	0.0	0.0	
VMP-1-5	2/28/2024	12:50	0.00	-0.29	0.0	0	0.0	20.9	0.0	0.0	0.0	0.0	
VMP-1-5	3/21/2024	10:40	0.00	0.00	0.0	0	0.0	20.9	0.0	0.0	0.0	0.0	
VMP-1-5	4/24/2024	09:35	-0.50	-0.29	0.0	0	0.1	20.5	0.0	0.0	0.0	0.0	
VMP-1-5	5/29/2024	14:33	0.00	-0.30	0.0	0	0.3	19.9	0.0	0.0	0.0	0.0	
VMP-1-5	6/20/2024	12:05	-0.58	-0.24	0.0	0	0.2	20.2	0.0	0.0	0.0	0.0	
VMP-1-5	07/18/2024	13:26	NM	NM	0.0	0	0.5	19.7	0.0	0.0	0.0	0.0	Duplicate sample.
VMP-1-5	07/18/2024	13:26	-0.49	-0.24	0.0	0	0.5	19.8	0.0	0.0	0.0	0.0	
VMP-1-5	08/27/2024	10:25	-0.14	0.00	0.0	0	0.3	20.1	0.0	0.7	0.7	0.0	
VMP-1-5	09/19/2024	13:50	0.00	0.00	0.0	0	0.1	20.4	0.0	12.1	10.2	1.9	
VMP-1-8.5	10/24/2023	11:30	-0.23	-0.05	0.0	0	0.0	20.9	0.0	0.0	0.0	0.0	
VMP-1-8.5	11/21/2023	10:59	8.26	-0.32	0.0	0	0.0	20.9	0.0	0.0	0.0	0.0	
VMP-1-8.5	11/21/2023	10:59	NM	NM	0.0	0	0.0	20.9	0.0	0.0	0.0	0.0	Duplicate sample.
VMP-1-8.5	12/21/2023	09:21	0.00	0.00	0.0	0	0.0	20.9	0.0	0.0	0.0	0.0	
VMP-1-8.5	1/17/2024	10:58	NM	NM	NM	NM	NM	NM	NM	NM	NM	NM	Port frozen. Would not yield purge.
VMP-1-8.5	2/28/2024	12:51	0.00	-0.28	0.0	0	0.0	20.9	0.0	0.0	0.0	0.0	
VMP-1-8.5	3/21/2024	10:41	-0.62	-0.34	0.0	0	0.0	20.9	0.0	0.0	0.0	0.0	
VMP-1-8.5	4/24/2024	09:36	-0.25	-0.39	0.0	0	0.0	20.7	0.0	0.0	0.0	0.0	
VMP-1-8.5	5/29/2024	14:34	-10.51	-0.55	0.0	0	0.2	20.2	0.0	0.0	0.0	0.0	
VMP-1-8.5	6/20/2024	12:06	-1.56	-0.31	0.0	0	0.1	20.4	3.5	0.0	0.0	0.0	
VMP-1-8.5	07/18/2024	13:27	-1.57	-0.24	0.0	0	0.2	20.3	0.0	0.0	0.0	0.0	
VMP-1-8.5	08/27/2024	10:26	-0.86	-0.11	0.0	0	0.3	19.3	0.0	22.5	22.5	0.0	
VMP-1-8.5	09/19/2024	13:51	0.00	-0.10	0.0	0	0.1	20.5	0.0	9.4	7.8	1.6	
VMP-1-23.5	10/24/2023	11:31	NM	NM	NM	NM	NM	NM	NM	NM	NM	NM	Not sampled due to port integrity.
VMP-1-23.5	11/21/2023	11:01	NM	NM	NM	NM	NM	NM	NM	NM	NM	NM	Not sampled due to port integrity.
VMP-1-23.5	12/21/2023	09:22	NM	NM	NM	NM	NM	NM	NM	NM	NM	NM	Not sampled due to port integrity.
VMP-1-23.5	1/17/2024	10:59	NM	NM	NM	NM	NM	NM	NM	NM	NM	NM	Not sampled due to port integrity.
VMP-1-23.5	2/28/2024	12:51	NM	NM	NM	NM	NM	NM	NM	NM	NM	NM	Not sampled due to port integrity.
VMP-1-23.5	3/21/2024	10:43	NM	NM	NM	NM	NM	NM	NM	NM	NM	NM	Not sampled due to port integrity.
VMP-1-23.5	4/24/2024	09:37	NM	NM	NM	NM	NM	NM	NM	NM	NM	NM	Not sampled due to port integrity.
VMP-1-23.5	5/30/2024	14:35	NM	NM	NM	NM	NM	NM	NM	NM	NM	NM	Not sampled due to port integrity.
VMP-1-23.5	6/20/2024	12:07	NM	NM	NM	NM	NM	NM	NM	NM	NM	NM	Not sampled due to port integrity.
VMP-1-23.5	07/18/2024	13:28	NM	NM	NM	NM	NM	NM	NM	NM	NM	NM	Not sampled due to port integrity.
VMP-1-23.5	08/27/2024	10:27	NM	NM	NM	NM	NM	NM	NM	NM	NM	NM	Not sampled due to port integrity.
VMP-1-23.5	09/19/2024	13:52	NM	NM	NM	NM	NM	NM	NM	NM	NM	NM	Not sampled due to port integrity.

TABLE 9
SVE SYSTEM MONTHLY MONITORING - VMP SAMPLING DATA

Sample ID	Date	Initial Reading Time (24-Hour)	Vacuum/Pressure		Fixed Gases				Soil Vapor Concentrations				Comments
			Initial Reading (Inches of H_2O)	Stabilized Reading (Inches of H_2O)	CH_4 (%)	LEL (%)	CO_2 (%)	O_2 (%)	PID (ppmv)	THC (ppmv)	CH_4 (ppmv)	PHC (ppmv)	
VMP-1-38.5	10/24/2023	11:32	-0.29	NM	NM	NM	NM	NM	NM	NM	NM	NM	Not sampled because screen was within the capillary fringe.
VMP-1-38.5	11/21/2023	11:00	-0.21	NM	NM	NM	NM	NM	NM	NM	NM	NM	Not sampled because screen was within the capillary fringe.
VMP-1-38.5	12/21/2023	09:03	0.00	NM	NM	NM	NM	NM	NM	NM	NM	NM	Not sampled because screen was within the capillary fringe.
VMP-1-38.5	1/17/2024	10:59	-0.17	-0.20	0.0	0	0.0	20.9	0.0	2.5	2.5	0.0	
VMP-1-38.5	2/28/2024	12:52	0.00	-0.24	0.0	0	0.0	20.9	0.0	0.0	0.0	0.0	
VMP-1-38.5	3/21/2024	10:42	-0.67	0.00	0.0	0	0.0	20.9	0.0	0.0	0.0	0.0	
VMP-1-38.5	4/24/2024	09:38	0.00	0.00	0.0	0	0.0	20.7	0.0	0.0	0.0	0.0	
VMP-1-38.5	5/29/2024	14:35	-2.68	-0.38	0.0	0	0.2	20.5	2.2	0.0	0.0	0.0	
VMP-1-38.5	6/20/2024	12:08	-0.41	-0.56	0.0	0	0.1	20.4	3.6	0.0	0.0	0.0	
VMP-1-38.5	6/20/2024	12:08	NM	NM	0.0	0	0.1	20.4	4.0	0.0	0.0	0.0	Duplicate sample.
VMP-1-38.5	07/18/2024	13:28	-1.28	-0.17	0.0	0	0.5	19.6	0.0	0.0	0.0	0.0	
VMP-1-38.5	08/27/2024	10:28	-0.16	-0.14	0.0	0	0.3	19.8	0.0	12.8	12.8	0.0	
VMP-1-38.5	09/19/2024	13:53	0.00	-0.15	0.0	0	0.2	20.5	0.0	5.8	4.8	1.0	
VMP-2-5	10/24/2023	12:00	0.00	0.00	0.0	0	0.1	20.7	0.0	0.0	0.0	0.0	
VMP-2-5	11/21/2023	12:30	0.00	0.00	0.0	0	0.1	20.8	0.0	0.0	0.0	0.0	
VMP-2-5	12/21/2023	10:05	0.00	0.00	0.0	0	0.2	20.5	0.0	0.0	0.0	0.0	
VMP-2-5	1/17/2024	11:19	0.00	0.00	0.0	0	0.1	20.6	0.0	0.0	0.0	0.0	
VMP-2-5	2/28/2024	13:08	0.00	0.00	0.0	0	0.1	20.8	0.0	0.0	0.0	0.0	
VMP-2-5	3/21/2024	12:27	0.00	0.00	0.0	0	0.1	20.9	0.0	0.0	0.0	0.0	
VMP-2-5	4/24/2024	09:25	0.00	0.00	0.0	0	0.4	20.6	0.0	0.0	0.0	0.0	
VMP-2-5	5/29/2024	13:55	0.00	0.00	0.0	0	0.6	20.5	0.0	0.0	0.0	0.0	
VMP-2-5	6/20/2024	12:25	0.00	-0.10	0.0	0	1.4	19.4	0.0	0.0	0.0	0.0	
VMP-2-5	07/18/2024	14:07	0.00	0.00	0.0	0	1.1	19.6	0.0	0.0	0.0	0.0	
VMP-2-5	08/27/2024	09:55	0.00	0.00	0.0	0	1.9	18.9	0.0	0.0	0.0	0.0	
VMP-2-5	09/19/2024	13:46	0.00	0.00	0.0	0	1.8	19.4	0.0	0.0	0.0	0.0	
VMP-2-8.5	10/24/2023	12:01	-0.17	-0.04	0.0	0	0.1	20.8	0.0	0.0	0.0	0.0	
VMP-2-8.5	11/21/2023	12:31	-0.11	-0.20	0.0	0	0.1	20.9	0.0	0.0	0.0	0.0	
VMP-2-8.5	12/21/2023	10:06	0.00	0.00	0.0	0	0.1	20.8	0.0	0.0	0.0	0.0	
VMP-2-8.5	12/21/2023	10:06	NM	NM	0.0	0	0.1	20.8	0.0	0.0	0.0	0.0	Duplicate sample.
VMP-2-8.5	1/17/2024	11:20	-0.19	-0.25	0.0	0	0.1	20.8	0.0	0.0	0.0	0.0	
VMP-2-8.5	2/28/2024	13:09	0.00	-0.10	0.0	0	0.0	20.9	0.0	0.0	0.0	0.0	
VMP-2-8.5	3/21/2024	12:28	-0.25	0.00	0.0	0	0.0	20.9	0.0	0.0	0.0	0.0	
VMP-2-8.5	4/24/2024	09:26	0.00	0.00	0.0	0	0.1	20.9	0.0	0.0	0.0	0.0	
VMP-2-8.5	5/29/2024	13:56	-0.19	-0.14	0.0	0	0.2	20.8	0.0	0.2	0.2	0.0	
VMP-2-8.5	6/20/2024	12:26	-0.10	-0.23	0.0	0	0.3	20.3	0.0	0.0	0.0	0.0	
VMP-2-8.5	07/19/2024	11:55	-0.23	-0.22	0.0	0	0.6	20.5	0.0	0.0	0.0	0.0	
VMP-2-8.5	08/27/2024	09:56	-0.14	0.00	0.0	0	1.7	19.1	0.0	0.0	0.0	0.0	
VMP-2-8.5	09/19/2024	13:47	-0.21	-0.21	0.0	0	2.1	19.2	0.0	0.0	0.0	0.0	

TABLE 9
SVE SYSTEM MONTHLY MONITORING - VMP SAMPLING DATA

Sample ID	Date	Initial Reading Time (24-Hour)	Vacuum/Pressure		Fixed Gases				Soil Vapor Concentrations				Comments
			Initial Reading (Inches of H_2O)	Stabilized Reading (Inches of H_2O)	CH_4 (%)	LEL (%)	CO_2 (%)	O_2 (%)	PID (ppmv)	THC (ppmv)	CH_4 (ppmv)	PHC (ppmv)	
VMP-2-22	10/24/2023	12:02	-2.74	-0.68	0.0	0	0.6	20.5	0.0	0.4	0.0	0.4	
VMP-2-22	11/21/2023	12:32	-2.97	-2.95	0.0	0	0.4	20.7	0.0	0.0	0.0	0.0	
VMP-2-22	11/21/2023	12:32	NM	NM	0.0	0	0.4	20.7	0.0	0.0	0.0	0.0	Duplicate sample.
VMP-2-22	12/21/2023	10:07	0.00	0.14	0.0	0	0.7	20.3	0.0	0.0	0.0	0.0	
VMP-2-22	1/17/2024	11:21	-2.51	-2.44	0.0	0	0.3	20.6	0.0	0.0	0.0	0.0	
VMP-2-22	2/28/2024	13:10	-1.80	-2.62	0.0	0	0.2	20.7	0.0	0.0	0.0	0.0	
VMP-2-22	3/21/2024	12:29	-2.67	-2.41	0.0	0	0.2	20.7	0.0	0.0	0.0	0.0	
VMP-2-22	4/24/2024	09:27	0.00	-2.36	0.0	0	0.4	20.6	0.0	0.0	0.0	0.0	
VMP-2-22	5/29/2024	13:57	-2.28	-2.17	0.0	0	0.8	20.2	0.0	0.0	0.0	0.0	
VMP-2-22	6/20/2024	12:27	-2.17	-2.18	0.0	0	1.0	19.7	2.7	35.7	11.3	24.4	
VMP-2-22	07/18/2024	14:09	-2.36	-2.29	0.0	0	1.3	19.6	0.0	0.0	0.0	0.0	
VMP-2-22	08/27/2024	09:57	-0.86	-0.88	0.0	0	1.4	19.7	0.0	0.0	0.0	0.0	
VMP-2-22	09/19/2024	13:48	-0.94	-0.94	0.0	0	1.6	19.5	0.0	0.0	0.0	0.0	
VMP-2-42	10/24/2023	12:03	NM	NM	NM	NM	NM	NM	NM	NM	NM	NM	Screen submerged.
VMP-2-42	11/21/2023	12:33	NM	NM	NM	NM	NM	NM	NM	NM	NM	NM	Screen submerged.
VMP-2-42	12/21/2023	10:08	NM	NM	NM	NM	NM	NM	NM	NM	NM	NM	Screen submerged.
VMP-2-42	1/17/2024	11:22	NM	NM	NM	NM	NM	NM	NM	NM	NM	NM	Screen submerged.
VMP-2-42	2/28/2024	13:11	NM	NM	NM	NM	NM	NM	NM	NM	NM	NM	Screen submerged.
VMP-2-42	3/21/2024	12:30	NM	NM	NM	NM	NM	NM	NM	NM	NM	NM	Screen submerged.
VMP-2-42	4/24/2024	09:28	NM	NM	NM	NM	NM	NM	NM	NM	NM	NM	Screen submerged.
VMP-2-42	5/29/2024	13:58	NM	NM	NM	NM	NM	NM	NM	NM	NM	NM	Screen submerged.
VMP-2-42	6/20/2024	12:28	NM	NM	NM	NM	NM	NM	NM	NM	NM	NM	Screen submerged.
VMP-2-42	07/18/2024	14:10	0.00	0.00	1.9	38	0.3	20.3	57.9	11294	11294	0.0	
VMP-2-42	08/27/2024	09:58	-0.66	-0.58	OVR	OVR	10.9	0.5	145	500000	500000	0.0	FID flame-out occurred on THC and methane scrubber.
VMP-2-42	09/19/2024	13:49	-0.63	-0.19	OVR	OVR	10.4	0.8	107	500000	500000	0.0	FID flame-out occurred on THC and methane scrubber.
VMP-3-5	10/24/2023	12:05	0.00	0.00	0.0	0	0.0	20.8	0.0	0.0	0.0	0.0	
VMP-3-5	11/21/2023	10:40	0.00	0.00	0.0	0	0.0	20.6	0.0	0.0	0.0	0.0	
VMP-3-5	12/21/2023	12:25	0.00	0.00	0.0	0	0.0	20.9	0.0	0.0	0.0	0.0	
VMP-3-5	1/18/2024	09:20	NM	NM	NM	NM	NM	NM	NM	NM	NM	NM	Not sampled. VMP encased in ice.
VMP-3-5	2/28/2024	13:40	-0.13	0.00	0.0	0	0.0	20.9	0.0	0.0	0.0	0.0	
VMP-3-5	3/21/2024	13:15	0.00	0.00	0.0	0	0.0	20.8	0.0	0.0	0.0	0.0	
VMP-3-5	4/24/2024	08:37	0.00	0.00	0.0	0	0.2	20.1	0.0	0.0	0.0	0.0	
VMP-3-5	5/29/2024	12:20	0.00	0.00	0.0	0	0.6	20.1	0.0	0.0	0.0	0.0	
VMP-3-5	6/20/2024	11:00	0.00	0.00	0.0	0	0.5	20.6	0.0	0.0	0.0	0.0	
VMP-3-5	07/19/2024	09:22	0.00	0.00	0.0	0	0.1	20.7	0.0	0.0	0.0	0.0	
VMP-3-5	08/27/2024	08:45	0.00	0.00	0.0	0	2.7	18.6	0.0	0.0	0.0	0.0	
VMP-3-5	09/19/2024	12:40	0.00	0.00	0.0	0	2.2	19.2	0.0	0.0	0.0	0.0	

TABLE 9
SVE SYSTEM MONTHLY MONITORING - VMP SAMPLING DATA

Sample ID	Date	Initial Reading Time (24-Hour)	Vacuum/Pressure		Fixed Gases				Soil Vapor Concentrations				Comments
			Initial Reading (Inches of H_2O)	Stabilized Reading (Inches of H_2O)	CH_4 (%)	LEL (%)	CO_2 (%)	O_2 (%)	PID (ppmv)	THC (ppmv)	CH_4 (ppmv)	PHC (ppmv)	
VMP-3-10	10/24/2023	12:06	-0.25	-0.20	0.0	0	0.1	20.7	0.0	0.0	0.0	0.0	
VMP-3-10	11/21/2023	10:41	-0.83	-0.40	0.0	0	0.2	20.3	0.0	0.0	0.0	0.0	
VMP-3-10	12/21/2023	12:26	0.00	0.00	0.0	0	0.1	20.7	0.0	0.0	0.0	0.0	
VMP-3-10	1/18/2024	09:21	0.00	0.00	0.0	0	0.1	20.9	0.0	0.0	0.0	0.0	
VMP-3-10	2/28/2024	13:41	0.00	-0.09	0.0	0	0.0	20.8	0.0	0.0	0.0	0.0	
VMP-3-10	3/21/2024	13:16	0.00	0.00	0.0	0	0.0	20.9	0.0	0.0	0.0	0.0	
VMP-3-10	4/24/2024	08:38	0.00	0.00	0.0	0	0.0	20.9	0.0	0.0	0.0	0.0	
VMP-3-10	5/29/2024	12:21	0.00	0.00	0.0	0	0.2	20.7	0.0	0.0	0.0	0.0	
VMP-3-10	6/20/2024	11:01	0.00	0.00	0.0	0	0.1	20.8	0.0	0.0	0.0	0.0	
VMP-3-10	07/19/2024	09:23	0.00	0.00	0.0	0	0.1	20.9	0.0	0.0	0.0	0.0	
VMP-3-10	08/27/2024	08:46	0.00	0.00	0.0	0	1.6	19.6	0.0	0.0	0.0	0.0	
VMP-3-10	09/19/2024	12:41	0.00	0.00	0.0	0	1.4	19.7	0.0	0.0	0.0	0.0	
VMP-3-22	10/24/2023	12:07	-0.31	-0.50	0.0	0	2.0	19.6	0.0	0.0	0.0	0.0	
VMP-3-22	11/21/2023	10:42	-0.33	-0.32	0.0	0	1.5	19.8	0.0	0.0	0.0	0.0	
VMP-3-22	12/21/2023	12:27	-0.10	-0.13	0.0	0	1.2	20.1	0.0	0.0	0.0	0.0	
VMP-3-22	12/21/2023	12:27	NM	NM	0.0	0	1.2	20.1	0.0	0.0	0.0	0.0	Duplicate sample.
VMP-3-22	1/18/2024	09:22	-0.20	-0.34	0.0	0	1.0	20.3	0.0	0.0	0.0	0.0	
VMP-3-22	2/28/2024	13:42	-0.37	-0.45	0.0	0	0.8	20.2	0.0	0.0	0.0	0.0	
VMP-3-22	3/21/2024	13:17	0.00	-0.10	0.0	0	0.8	20.1	0.0	0.0	0.0	0.0	
VMP-3-22	4/24/2024	08:39	-0.18	0.00	0.0	0	1.0	20.0	0.0	0.0	0.0	0.0	
VMP-3-22	5/29/2024	12:22	-0.43	-0.36	0.0	0	1.5	19.0	0.0	0.0	0.0	0.0	
VMP-3-22	6/20/2024	11:02	-0.34	-0.29	0.0	0	2.2	18.7	0.0	0.0	0.0	0.0	
VMP-3-22	07/19/2024	09:24	-0.34	-0.34	0.0	0	2.6	18.4	0.0	0.0	0.0	0.0	
VMP-3-22	08/27/2024	08:47	-0.17	-0.17	0.0	0	2.8	18.9	0.0	0.0	0.0	0.0	
VMP-3-22	09/19/2024	12:42	-0.15	-0.16	0.0	0	2.8	18.8	0.0	0.0	0.0	0.0	
VMP-3-31.5	10/24/2023	12:08	-1.14	-0.25	0.0	0	3.3	16.5	0.0	0.0	0.0	0.0	
VMP-3-31.5	11/21/2023	10:43	-1.26	-1.18	0.0	0	3.4	16.5	0.0	0.0	0.0	0.0	
VMP-3-31.5	12/21/2023	12:28	-0.10	-0.13	0.0	0	3.7	15.5	0.0	0.0	0.0	0.0	
VMP-3-31.5	1/18/2024	09:23	-0.99	-0.92	0.0	0	3.8	15.2	0.0	0.0	0.0	0.0	
VMP-3-31.5	2/28/2024	13:43	-1.41	-1.57	0.0	0	1.6	19.8	0.0	0.0	0.0	0.0	
VMP-3-31.5	3/21/2024	13:18	-0.86	-0.52	0.0	0	2.2	18.4	0.0	0.0	0.0	0.0	
VMP-3-31.5	4/24/2024	08:40	-0.47	-1.22	0.0	0	2.3	18.4	0.0	0.0	0.0	0.0	
VMP-3-31.5	5/29/2024	12:23	-1.17	-1.01	0.0	0	1.6	19.2	0.0	0.0	0.0	0.0	
VMP-3-31.5	5/29/2024	12:23	NM	NM	0.0	0	1.6	19.2	0.0	0.0	0.0	0.0	Duplicate sample.
VMP-3-31.5	6/20/2024	11:03	-1.21	-1.20	0.0	0	2.2	18.4	0.0	0.0	0.0	0.0	
VMP-3-31.5	07/19/2024	09:25	-1.05	-0.98	0.0	0	1.7	19.1	0.0	0.0	0.0	0.0	
VMP-3-31.5	08/27/2024	08:48	-0.71	-0.86	0.0	0	1.5	19.4	0.0	1.9	1.9	0.0	
VMP-3-31.5	09/19/2024	12:43	-0.61	-0.58	0.0	0	2.2	18.2	0.0	0.0	0.0	0.0	

TABLE 9
SVE SYSTEM MONTHLY MONITORING - VMP SAMPLING DATA

Sample ID	Date	Initial Reading Time (24-Hour)	Vacuum/Pressure		Fixed Gases				Soil Vapor Concentrations				Comments
			Initial Reading (Inches of H_2O)	Stabilized Reading (Inches of H_2O)	CH_4 (%)	LEL (%)	CO_2 (%)	O_2 (%)	PID (ppmv)	THC (ppmv)	CH_4 (ppmv)	PHC (ppmv)	
VMP-3-39	10/24/2023	12:09	-1.06	NM	NM	NM	NM	NM	NM	NM	NM	NM	Not sampled because screen was within the capillary fringe.
VMP-3-39	11/21/2023	10:44	NM	NM	NM	NM	NM	NM	NM	NM	NM	NM	Not sampled because screen was within the capillary fringe.
VMP-3-39	12/21/2023	12:29	NM	NM	NM	NM	NM	NM	NM	NM	NM	NM	Not sampled because screen was within the capillary fringe.
VMP-3-39	1/18/2024	09:23	-1	NM	NM	NM	NM	NM	NM	NM	NM	NM	Not sampled because screen was within the capillary fringe.
VMP-3-39	2/28/2024	13:44	-1.74	NM	NM	NM	NM	NM	NM	NM	NM	NM	Not sampled because screen was within the capillary fringe.
VMP-3-39	3/21/2024	13:18	-0.77	NM	NM	NM	NM	NM	NM	NM	NM	NM	Not sampled because screen was within the capillary fringe.
VMP-3-39	4/24/2024	08:41	-0.79	0.00	6.7	OVR	11.9	2.5	365	12170	6470	5700	
VMP-3-39	5/29/2024	12:24	-1.35	-0.92	0.0	0	6.8	11.6	1.7	69.2	63.0	6.2	
VMP-3-39	6/20/2024	11:09	-1.58	-1.59	0.2	4	7.8	10.2	36.4	517	149	368	
VMP-3-39	07/19/2024	09:26	NM	NM	NM	NM	NM	NM	NM	NM	NM	NM	Not sampled because screen was within the capillary fringe.
VMP-3-39	08/27/2024	08:49	NM	NM	NM	NM	NM	NM	NM	NM	NM	NM	Not sampled because screen was within the capillary fringe.
VMP-3-39	09/19/2024	12:44	NM	NM	NM	NM	NM	NM	NM	NM	NM	NM	Not sampled because screen was within the capillary fringe.
VMP-4-5	10/23/2023	13:10	0.00	0.00	0.0	0	0.5	20.3	0.0	0.0	0.0	0.0	
VMP-4-5	11/20/2023	13:55	0.00	0.00	0.0	0	0.4	20.5	0.0	0.0	0.0	0.0	
VMP-4-5	12/20/2023	14:25	0.00	0.00	0.0	0	0.2	20.6	0.0	0.0	0.0	0.0	
VMP-4-5	1/18/2024	12:31	0.00	0.00	0.0	0	0.1	20.8	0.0	0.0	0.0	0.0	
VMP-4-5	2/28/2024	11:45	0.00	0.00	0.0	0	0.0	20.9	0.0	0.0	0.0	0.0	
VMP-4-5	3/21/2024	10:46	0.00	0.00	0.0	0	0.1	20.8	0.0	0.0	0.0	0.0	
VMP-4-5	4/23/2024	10:40	-0.48	-0.51	0.0	0	0.0	20.8	0.0	0.0	0.0	0.0	
VMP-4-5	4/23/2024	10:40	NM	NM	0.0	0	0.0	20.8	0.0	0.0	0.0	0.0	Duplicate sample.
VMP-4-5	5/29/2024	09:05	-0.56	-0.54	0.0	0	0.1	20.8	0.0	0.0	0.0	0.0	
VMP-4-5	6/20/2024	09:10	-0.18	-0.43	0.0	0	0.1	20.9	0.0	0.0	0.0	0.0	
VMP-4-5	07/18/2024	12:40	-0.49	-0.51	0.0	0	0.1	20.7	0.0	0.0	0.0	0.0	
VMP-4-5	08/27/2024	08:00	0.00	0.00	0.0	0	0.0	20.9	0.0	0.0	0.0	0.0	
VMP-4-5	09/19/2024	10:30	-0.09	0.00	0.0	0	0.0	20.9	0.0	0.0	0.0	0.0	
VMP-4-12	10/23/2023	13:11	0.00	0.00	0.0	0	3.0	18.4	0.0	0.0	0.0	0.0	
VMP-4-12	11/20/2023	13:56	0.00	-0.18	0.0	0	2.6	18.9	0.0	0.0	0.0	0.0	
VMP-4-12	12/20/2023	14:26	-0.11	0.00	0.0	0	2.2	19.0	0.0	0.0	0.0	0.0	
VMP-4-12	1/18/2024	12:32	0.00	-0.11	0.0	0	1.8	19.2	0.0	0.0	0.0	0.0	
VMP-4-12	2/28/2024	11:46	0.00	0.00	0.0	0	0.1	20.7	0.0	0.0	0.0	0.0	
VMP-4-12	3/21/2024	10:47	0.00	0.00	0.0	0	0.2	20.2	0.0	0.0	0.0	0.0	
VMP-4-12	4/23/2024	10:41	-1.88	-1.92	0.0	0	0.2	20.7	0.0	0.0	0.0	0.0	
VMP-4-12	5/29/2024	09:06	-2.14	-2.11	0.0	0	0.6	20.6	0.0	0.0	0.0	0.0	
VMP-4-12	6/20/2024	09:11	-0.85	-1.97	0.0	0	0.7	20.5	0.0	0.0	0.0	0.0	
VMP-4-12	07/18/2024	12:41	-2.07	-2.07	0.0	0	0.5	20.4	0.0	0.0	0.0	0.0	
VMP-4-12	08/27/2024	08:01	-1.12	-1.00	0.0	0	0.4	20.6	0.0	0.0	0.0	0.0	
VMP-4-12	09/19/2024	10:31	-0.16	-1.16	0.0	0	0.2	20.8	0.0	0.0	0.0	0.0	

TABLE 9
SVE SYSTEM MONTHLY MONITORING - VMP SAMPLING DATA

Sample ID	Date	Initial Reading Time (24-Hour)	Vacuum/Pressure		Fixed Gases				Soil Vapor Concentrations				Comments
			Initial Reading (Inches of H_2O)	Stabilized Reading (Inches of H_2O)	CH_4 (%)	LEL (%)	CO_2 (%)	O_2 (%)	PID (ppmv)	THC (ppmv)	CH_4 (ppmv)	PHC (ppmv)	
VMP-4-23.5	10/23/2023	13:12	1.34	-1.25	0.0	0	3.2	17.4	0.0	0.0	0.0	0.0	
VMP-4-23.5	11/20/2023	13:57	-0.81	-1.27	0.0	0	3.4	17.6	0.0	0.0	0.0	0.0	
VMP-4-23.5	12/20/2023	14:27	-1.32	-1.39	0.0	0	3.8	16.7	0.0	0.0	0.0	0.0	
VMP-4-23.5	1/18/2024	12:33	-1.99	-1.82	0.0	0	3.4	16.6	14.7	45.4	0.0	45.4	
VMP-4-23.5	1/23/2024	12:00	-3.18	NM	0.1	2	3.8	16.5	37.2	113	0.0	113	Re-sampled to confirm initial sample.
VMP-4-23.5	1/23/2024	12:00	-3.18	NM	0.1	2	3.8	16.5	37.2	113	0.0	113	Re-sampled to confirm initial sample.
VMP-4-23.5	2/28/2024	11:47	NM	NM	0.0	0	2.2	18.9	22.8	91.3	0.0	91.3	Duplicate sample.
VMP-4-23.5	2/28/2024	11:47	-1.91	-2.07	0.0	0	2.2	18.9	22.6	95.7	0.0	95.7	
VMP-4-23.5	3/21/2024	10:48	-1.82	-1.55	0.0	1	2.2	18.4	29.8	115	0.0	115	
VMP-4-23.5	4/23/2024	10:42	-1.44	-1.48	0.0	0	2.7	18.6	0.0	0.0	0.0	0.0	
VMP-4-23.5	5/29/2024	09:07	-2.28	-2.14	0.0	0	2.3	18.1	0.0	0.0	0.0	0.0	
VMP-4-23.5	5/29/2024	09:07	NM	NM	0.0	0	2.3	18.0	0.0	0.0	0.0	0.0	Duplicate sample.
VMP-4-23.5	6/20/2024	09:12	-0.86	0.00	0.0	0	2.9	16.8	0.0	0.0	0.0	0.0	
VMP-4-23.5	6/20/2024	09:12	NM	NM	0.0	0	3.0	16.7	0.0	0.0	0.0	0.0	Duplicate sample.
VMP-4-23.5	07/18/2024	12:42	-2.16	-2.02	0.0	0	2.6	17.7	0.0	0.0	0.0	0.0	
VMP-4-23.5	08/27/2024	08:02	-1.25	-1.05	0.0	0	3.2	17.2	0.0	0.0	0.0	0.0	
VMP-4-23.5	09/19/2024	10:32	-1.16	-1.02	0.0	0	3.3	17.3	0.0	0.0	0.0	0.0	
VMP-4-39	10/23/2023	13:13	NM	NM	NM	NM	NM	NM	NM	NM	NM	NM	Screen submerged.
VMP-4-39	11/20/2023	13:58	NM	NM	NM	NM	NM	NM	NM	NM	NM	NM	Screen submerged.
VMP-4-39	12/20/2023	14:28	NM	NM	NM	NM	NM	NM	NM	NM	NM	NM	Screen submerged.
VMP-4-39	1/18/2024	12:34	NM	NM	NM	NM	NM	NM	NM	NM	NM	NM	Screen submerged.
VMP-4-39	2/28/2024	12:05	NM	NM	NM	NM	NM	NM	NM	NM	NM	NM	Screen submerged.
VMP-4-39	3/21/2024	10:49	NM	NM	NM	NM	NM	NM	NM	NM	NM	NM	Screen submerged.
VMP-4-39	4/23/2024	10:43	NM	NM	NM	NM	NM	NM	NM	NM	NM	NM	Screen submerged.
VMP-4-39	5/29/2024	09:08	NM	NM	NM	NM	NM	NM	NM	NM	NM	NM	Screen submerged.
VMP-4-39	6/20/2024	09:13	NM	NM	NM	NM	NM	NM	NM	NM	NM	NM	Screen submerged.
VMP-4-39	07/18/2024	12:43	NM	NM	NM	NM	NM	NM	NM	NM	NM	NM	Screen submerged.
VMP-4-39	08/27/2024	08:03	NM	NM	NM	NM	NM	NM	NM	NM	NM	NM	Screen submerged.
VMP-4-39	09/19/2024	10:33	NM	NM	NM	NM	NM	NM	NM	NM	NM	NM	Screen submerged.
VMP-5-5	10/23/2023	13:00	0.00	0.00	0.0	0	0.8	20.0	0.0	0.0	0.0	0.0	
VMP-5-5	11/20/2023	11:15	0.00	0.00	0.0	0	0.4	20.5	0.0	0.0	0.0	0.0	
VMP-5-5	12/20/2023	13:45	0.00	0.00	0.0	0	0.1	20.7	0.0	0.0	0.0	0.0	
VMP-5-5	1/23/2024	08:55	0.00	0.00	0.0	0	0.2	20.8	0.0	0.0	0.0	0.0	
VMP-5-5	2/28/2024	11:00	-0.09	0.00	0.0	0	0.1	20.8	0.0	0.0	0.0	0.0	
VMP-5-5	3/20/2024	13:35	0.00	0.00	0.0	0	0.1	20.8	0.0	0.0	0.0	0.0	
VMP-5-5	4/23/2024	09:07	-0.12	0.28	0.0	0	0.4	20.3	0.0	0.0	0.0	0.0	
VMP-5-5	5/28/2024	14:09	-0.10	0.00	0.0	0	0.7	19.9	0.0	0.0	0.0	0.0	SVE system offline 5/26/24 and restarted 10:25 am 5/28/24.
VMP-5-5	6/20/2024	08:35	0.26	0.35	0.0	0	1.3	19.9	0.0	0.0	0.0	0.0	
VMP-5-5	07/18/2024	12:00	0.00	0.00	0.0	0	0.3	20.6	0.0	0.0	0.0	0.0	
VMP-5-5	08/26/2024	13:50	0.00	0.00	0.0	0	1.5	19.3	0.0	0.0	0.0	0.0	
VMP-5-5	09/19/2024	09:01	0.00	0.00	0.0	0	1.4	19.8	0.0	0.0	0.0	0.0	
VMP-5-5	09/19/2024	09:01	NM	NM	0.0	0	1.5	19.8	0.0	0.0	0.0	0.0	Duplicate sample.

SEE LAST PAGE OF TABLE FOR NOTES

TABLE 9
SVE SYSTEM MONTHLY MONITORING - VMP SAMPLING DATA

Sample ID	Date	Initial Reading Time (24-Hour)	Vacuum/Pressure		Fixed Gases				Soil Vapor Concentrations				Comments
			Initial Reading (Inches of H_2O)	Stabilized Reading (Inches of H_2O)	CH_4 (%)	LEL (%)	CO_2 (%)	O_2 (%)	PID (ppmv)	THC (ppmv)	CH_4 (ppmv)	PHC (ppmv)	
VMP-5-12.5	10/23/2023	13:01	0.00	0.00	0.0	0	2.2	19.0	0.0	0.0	0.0	0.0	
VMP-5-12.5	11/20/2023	11:16	0.00	0.00	0.0	0	1.7	19.7	0.0	0.0	0.0	0.0	
VMP-5-12.5	12/20/2023	13:46	0.00	0.00	0.0	0	1.0	20.0	0.0	0.0	0.0	0.0	
VMP-5-12.5	1/23/2024	08:56	0.00	0.00	0.0	0	0.7	20.6	0.0	0.0	0.0	0.0	
VMP-5-12.5	2/28/2024	11:01	-0.31	-0.14	0.0	0	0.6	20.5	0.0	0.0	0.0	0.0	
VMP-5-12.5	3/20/2024	13:36	0.00	0.00	0.0	0	0.7	20.3	0.0	0.0	0.0	0.0	
VMP-5-12.5	4/23/2024	09:08	-0.21	0.00	0.0	0	1.2	19.8	0.0	0.0	0.0	0.0	
VMP-5-12.5	5/28/2024	14:10	-0.16	0.00	0.0	0	1.3	19.1	0.0	0.0	0.0	0.0	SVE system offline 5/26/24 and restarted 10:25 am 5/28/24.
VMP-5-12.5	6/20/2024	08:36	0.29	0.00	0.0	0	1.9	19.2	0.0	0.0	0.0	0.0	
VMP-5-12.5	07/18/2024	12:01	-0.10	0.00	0.0	0	1.7	19.2	0.0	0.0	0.0	0.0	
VMP-5-12.5	08/26/2024	13:51	0.00	0.00	0.0	0	2.5	18.6	0.0	0.0	0.0	0.0	
VMP-5-12.5	09/19/2024	09:02	0.00	0.00	0.0	0	2.4	19.0	0.0	0.0	0.0	0.0	
VMP-5-31	10/23/2023	13:02	0.00	0.00	0.0	0	2.8	18.1	0.0	0.0	0.0	0.0	
VMP-5-31	11/20/2023	11:17	-0.16	0.29	0.0	0	2.8	18.2	0.0	0.0	0.0	0.0	
VMP-5-31	12/20/2023	13:47	-0.12	-0.15	0.0	0	2.7	18.1	0.0	0.0	0.0	0.0	
VMP-5-31	12/20/2023	13:47	NM	NM	0.0	0	2.8	18.1	0.0	0.0	0.0	0.0	Duplicate sample.
VMP-5-31	1/23/2024	08:57	-0.55	-0.94	0.0	0	2.7	18.6	0.0	0.0	0.0	0.0	
VMP-5-31	2/28/2024	11:02	-1.26	-0.93	0.0	0	2.2	18.9	0.0	0.0	0.0	0.0	
VMP-5-31	2/28/2024	11:02	NM	NM	0.0	0	2.2	19.0	0.0	0.0	0.0	0.0	Duplicate sample.
VMP-5-31	3/20/2024	13:37	-0.59	-0.46	0.0	0	2.0	19.6	0.0	0.0	0.0	0.0	
VMP-5-31	4/23/2024	09:09	-0.33	-0.61	0.0	0	1.7	19.2	0.0	0.0	0.0	0.0	
VMP-5-31	4/23/2024	09:09	NM	NM	0.0	0	1.7	19.3	0.0	0.0	0.0	0.0	Duplicate sample.
VMP-5-31	5/28/2024	14:11	0.00	-0.27	0.0	0	1.9	18.4	0.0	0.0	0.0	0.0	SVE system offline 5/26/24 and restarted 10:25 am 5/28/24.
VMP-5-31	6/20/2024	08:37	-0.28	-0.20	0.0	0	2.1	18.4	0.0	0.0	0.0	0.0	
VMP-5-31	07/18/2024	12:02	-0.60	0.00	0.0	0	2.4	18.2	0.0	0.0	0.0	0.0	
VMP-5-31	08/26/2024	13:52	0.00	0.00	0.0	0	2.8	17.9	0.0	0.0	0.0	0.0	
VMP-5-31	09/19/2024	09:03	-0.35	-0.25	0.0	0	2.9	18.0	0.0	0.0	0.0	0.0	
VMP-5-40	10/23/2023	13:03	0.00	0.00	0.0	0	2.8	18.1	0.0	0.0	0.0	0.0	
VMP-5-40	11/20/2023	11:18	-0.16	0.27	0.0	0	2.9	18.0	0.0	0.0	0.0	0.0	
VMP-5-40	12/20/2023	13:48	-0.12	-0.15	0.0	0	2.7	18.1	0.0	0.0	0.0	0.0	
VMP-5-40	1/23/2024	08:58	-0.54	-0.71	0.0	0	2.7	18.5	0.0	0.0	0.0	0.0	
VMP-5-40	1/23/2024	08:58	NM	NM	0.0	0	2.7	18.5	0.0	0.0	0.0	0.0	Duplicate sample.
VMP-5-40	2/28/2024	11:03	-1.19	-0.87	0.0	0	2.2	18.9	0.0	2.0	2.0	0.0	
VMP-5-40	3/20/2024	13:38	-0.37	-0.40	0.0	0	1.9	19.6	0.2	2.6	2.4	0.2	
VMP-5-40	3/20/2024	13:38	NM	NM	0.0	0	1.9	19.6	0.2	2.8	2.6	0.2	Duplicate sample.
VMP-5-40	4/23/2024	09:10	-0.17	-0.18	0.0	0	1.6	19.4	0.2	1.3	0.6	0.7	
VMP-5-40	5/28/2024	14:12	-0.12	-0.26	0.0	0	0.9	19.6	0.0	0.0	0.0	0.0	SVE system offline 5/26/24 and restarted 10:25 am 5/28/24.
VMP-5-40	6/20/2024	08:38	0.00	0.00	0.0	0	0.5	20.4	0.0	0.0	0.0	0.0	
VMP-5-40	07/18/2024	12:03	NM	NM	0.0	0	0.5	20.4	0.0	0.0	0.0	0.0	Duplicate sample.
VMP-5-40	07/18/2024	12:03	-0.60	0.00	0.0	0	0.4	20.5	0.0	0.0	0.0	0.0	
VMP-5-40	08/26/2024	13:53	0.00	0.00	0.0	0	0.1	20.8	0.0	0.0	0.0	0.0	
VMP-5-40	09/19/2024	09:04	0.00	0.00	0.0	0	0.1	20.8	0.0	0.0	0.0	0.0	

TABLE 9
SVE SYSTEM MONTHLY MONITORING - VMP SAMPLING DATA

Sample ID	Date	Initial Reading Time (24-Hour)	Vacuum/Pressure		Fixed Gases				Soil Vapor Concentrations				Comments
			Initial Reading (Inches of H_2O)	Stabilized Reading (Inches of H_2O)	CH_4 (%)	LEL (%)	CO_2 (%)	O_2 (%)	PID (ppmv)	THC (ppmv)	CH_4 (ppmv)	PHC (ppmv)	
VMP-6-5	10/23/2023	12:20	0.00	0.00	0.0	0	3.0	18.2	0.0	0.0	0.0	0.0	
VMP-6-5	11/20/2023	10:40	0.00	0.00	0.0	0	2.5	19.0	0.0	0.0	0.0	0.0	
VMP-6-5	12/20/2023	11:05	0.00	0.00	0.0	0	1.5	19.5	0.0	0.0	0.0	0.0	
VMP-6-5	1/23/2024	10:15	0.00	0.00	0.0	0	2.2	19.0	0.0	0.0	0.0	0.0	
VMP-6-5	2/27/2024	13:25	0.10	0.00	0.0	0	3.2	17.5	0.0	0.0	0.0	0.0	
VMP-6-5	3/21/2024	08:20	0.00	0.00	0.0	0	0.1	20.8	0.0	0.0	0.0	0.0	
VMP-6-5	4/23/2024	08:17	0.00	0.00	0.0	0	0.8	20.2	0.0	0.0	0.0	0.0	
VMP-6-5	5/28/2024	13:27	0.00	0.00	0.0	0	0.4	20.2	0.0	0.0	0.0	0.0	SVE system offline 5/26/24 and restarted 10:25 am 5/28/24.
VMP-6-5	6/20/2024	08:10	0.00	0.00	0.0	0	0.5	20.6	0.0	0.0	0.0	0.0	
VMP-6-5	07/17/2024	14:15	0.00	0.00	0.0	0	1.8	18.9	0.0	0.0	0.0	0.0	
VMP-6-5	08/26/2024	12:20	0.00	0.00	0.0	0	3.8	17.0	0.0	0.0	0.0	0.0	
VMP-6-5	09/19/2024	08:40	0.00	0.00	0.0	0	1.5	20.0	0.0	0.0	0.0	0.0	
VMP-6-10	10/23/2023	12:21	0.00	0.00	0.0	0	3.5	17.4	0.0	0.0	0.0	0.0	
VMP-6-10	11/20/2023	10:41	0.00	0.00	0.0	0	3.3	17.8	0.0	0.0	0.0	0.0	
VMP-6-10	12/20/2023	11:06	-1.21	0.00	0.0	0	2.8	18.2	0.0	0.0	0.0	0.0	
VMP-6-10	1/23/2024	10:16	-0.19	0.00	0.0	0	2.5	18.8	0.0	0.0	0.0	0.0	
VMP-6-10	2/27/2024	13:26	0.18	0.14	0.0	0	3.6	16.8	0.0	0.0	0.0	0.0	
VMP-6-10	3/21/2024	08:21	-0.10	0.00	0.0	0	0.1	20.8	0.0	0.0	0.0	0.0	
VMP-6-10	4/23/2024	08:18	0.00	0.00	0.0	0	0.8	19.3	0.0	0.0	0.0	0.0	
VMP-6-10	5/28/2024	13:28	0.00	-0.09	0.0	0	1.6	18.1	0.0	0.0	0.0	0.0	SVE system offline 5/26/24 and restarted 10:25 am 5/28/24.
VMP-6-10	6/20/2024	08:11	0.00	0.00	0.0	0	2.5	18.0	0.0	0.0	0.0	0.0	
VMP-6-10	07/17/2024	14:16	0.00	0.00	0.0	0	3.5	16.8	0.0	0.0	0.0	0.0	
VMP-6-10	08/26/2024	12:21	0.00	0.00	0.0	0	4.3	15.8	0.0	0.0	0.0	0.0	
VMP-6-10	09/19/2024	08:41	0.00	0.00	0.0	0	3.8	17.6	0.0	0.0	0.0	0.0	
VMP-6-31.5	10/23/2023	12:22	0.10	0.21	0.0	0	5.9	14.3	0.0	0.0	0.0	0.0	
VMP-6-31.5	10/23/2023	12:22	NM	NM	0.0	0	5.8	14.4	0.0	0.0	0.0	0.0	Duplicate sample.
VMP-6-31.5	11/20/2023	10:42	0.00	0.32	0.0	0	6.2	14.0	0.0	0.0	0.0	0.0	
VMP-6-31.5	12/20/2023	11:07	0.00	0.09	0.0	0	5.7	14.3	0.0	0.0	0.0	0.0	
VMP-6-31.5	1/23/2024	10:17	-0.11	-0.11	0.0	0	5.8	14.1	0.0	0.0	0.0	0.0	
VMP-6-31.5	1/23/2024	10:17	NM	NM	0.0	0	5.8	14.1	0.0	0.0	0.0	0.0	Duplicate sample.
VMP-6-31.5	2/27/2024	13:27	0.62	0.65	0.0	0	5.7	14.1	0.0	0.0	0.0	0.0	
VMP-6-31.5	2/27/2024	13:27	NM	NM	0.0	0	5.7	14.1	0.0	0.0	0.0	0.0	Duplicate sample.
VMP-6-31.5	3/21/2024	08:22	-0.20	-0.18	0.0	0	4.7	16.9	0.0	0.0	0.0	0.0	
VMP-6-31.5	4/24/2024	14:05	-0.15	0.00	0.0	0	4.0	16.6	0.0	0.0	0.0	0.0	
VMP-6-31.5	5/28/2024	13:29	0.00	-0.10	0.0	0	3.9	15.5	0.0	0.0	0.0	0.0	SVE system offline 5/26/24 and restarted 10:25 am 5/28/24.
VMP-6-31.5	6/20/2024	08:12	-0.16	0.00	0.0	0	4.3	14.6	0.0	0.0	0.0	0.0	
VMP-6-31.5	07/17/2024	14:17	0.00	-0.10	0.0	0	4.7	14.4	0.0	0.0	0.0	0.0	
VMP-6-31.5	08/26/2024	12:22	0.00	0.00	0.0	0	4.2	15.5	0.0	0.0	0.0	0.0	
VMP-6-31.5	09/19/2024	08:42	-0.14	0.00	0.0	0	5.7	13.3	0.0	0.0	0.0	0.0	

TABLE 9
SVE SYSTEM MONTHLY MONITORING - VMP SAMPLING DATA

Sample ID	Date	Initial Reading Time (24-Hour)	Vacuum/Pressure		Fixed Gases				Soil Vapor Concentrations				Comments
			Initial Reading (Inches of H_2O)	Stabilized Reading (Inches of H_2O)	CH_4 (%)	LEL (%)	CO_2 (%)	O_2 (%)	PID (ppmv)	THC (ppmv)	CH_4 (ppmv)	PHC (ppmv)	
VMP-6-39	10/23/2023	12:23	0.13	0.16	4.9	68	6.9	12.3	269	10700	5400	5300	
VMP-6-39	11/20/2023	10:43	0.00	0.32	1.1	23	7.1	12.4	154	2270	757	1513	
VMP-6-39	12/20/2023	11:08	0.00	0.10	0.0	0	6.9	12.8	0.0	0.0	0.0	0.0	
VMP-6-39	1/23/2024	10:18	-0.12	0.34	0.0	0	5.2	14.9	0.0	0.0	0.0	0.0	
VMP-6-39	2/27/2024	13:28	0.33	0.21	0.0	0	6.5	13.0	0.0	0.0	0.0	0.0	
VMP-6-39	3/21/2024	08:23	-0.21	-0.18	0.0	0	6.4	14.7	0.0	0.0	0.0	0.0	
VMP-6-39	3/21/2024	08:23	NM	NM	0.0	0	6.4	14.7	0.0	0.0	0.0	0.0	Duplicate sample.
VMP-6-39	4/23/2024	08:20	-0.15	0.39	0.0	0	5.0	15.8	0.0	0.0	0.0	0.0	
VMP-6-39	5/28/2024	13:30	0.00	-0.12	0.0	0	4.8	14.1	0.0	0.0	0.0	0.0	SVE system offline 5/26/24 and restarted 10:25 am 5/28/24.
VMP-6-39	5/28/2024	13:30	NM	NM	0.0	0	4.8	14.1	0.0	0.0	0.0	0.0	Duplicate sample.
VMP-6-39	6/20/2024	08:13	-0.16	0.00	0.0	0	5.1	13.5	0.0	0.0	0.0	0.0	
VMP-6-39	07/17/2024	14:18	0.00	-0.10	0.0	0	5.4	13.0	0.0	0.0	0.0	0.0	
VMP-6-39	08/26/2024	12:23	0.00	0.00	0.0	0	5.6	13.0	0.0	0.0	0.0	0.0	
VMP-6-39	09/19/2024	08:43	-0.13	0.00	0.0	0	6.3	12.2	0.0	0.0	0.0	0.0	
VMP-7-5	10/23/2023	11:50	0.00	0.12	0.0	0	2.8	18.3	0.0	0.0	0.0	0.0	
VMP-7-5	11/20/2023	09:00	NM	NM	NM	NM	NM	NM	NM	NM	NM	NM	Not sampled due to standing water on well vault.
VMP-7-5	12/20/2023	09:55	0.00	0.00	0.0	0	2.3	18.5	0.0	0.0	0.0	0.0	
VMP-7-5	1/18/2024	14:30	NM	NM	NM	NM	NM	NM	NM	NM	NM	NM	Not sampled. VMP encased in ice.
VMP-7-5	2/27/2024	13:00	-1.50	0.18	0.0	0	2.0	18.8	0.0	0.0	0.0	0.0	
VMP-7-5	3/20/2024	10:33	-0.28	0.00	0.0	0	0.2	20.7	0.0	0.0	0.0	0.0	
VMP-7-5	4/22/2024	13:05	-3.42	0.26	0.0	0	0.4	20.1	0.0	0.0	0.0	0.0	
VMP-7-5	5/28/2024	11:37	-1.22	0.00	0.0	0	1.1	19.4	1.2	0.0	0.0	0.0	SVE system offline 5/26/24 and restarted 10:25 am 5/28/24.
VMP-7-5	5/29/2024	08:40	-1.05	NM	0.0	0	1.0	19.7	0.0	0.0	0.0	0.0	Re-sampled to confirm initial sample.
VMP-7-5	6/19/2024	13:15	-0.68	0.00	0.0	0	0.6	19.9	0.0	0.0	0.0	0.0	
VMP-7-5	07/17/2024	13:45	-2.55	0.00	0.0	0	1.5	19.6	0.0	0.0	0.0	0.0	
VMP-7-5	08/26/2024	11:20	0.00	0.00	0.0	0	2.1	18.5	0.0	0.0	0.0	0.0	
VMP-7-5	09/19/2024	08:07	0.00	0.00	0.0	0	2.0	19.4	0.0	0.0	0.0	0.0	
VMP-7-5	09/19/2024	08:07	NM	NM	0.0	0	2.0	19.4	0.0	0.0	0.0	0.0	Duplicate sample.

SEE LAST PAGE OF TABLE FOR NOTES

TABLE 9
SVE SYSTEM MONTHLY MONITORING - VMP SAMPLING DATA

Sample ID	Date	Initial Reading Time (24-Hour)	Vacuum/Pressure		Fixed Gases				Soil Vapor Concentrations				Comments
			Initial Reading (Inches of H_2O)	Stabilized Reading (Inches of H_2O)	CH_4 (%)	LEL (%)	CO_2 (%)	O_2 (%)	PID (ppmv)	THC (ppmv)	CH_4 (ppmv)	PHC (ppmv)	
VMP-7-13.5	10/23/2023	11:51	0.00	0.00	0.0	0	3.0	17.9	0.0	0.0	0.0	0.0	
VMP-7-13.5	11/20/2023	09:01	NM	NM	NM	NM	NM	NM	NM	NM	NM	NM	Not sampled due to standing water on well vault.
VMP-7-13.5	12/20/2023	09:56	-0.40	0.00	0.0	0	3.2	18.7	0.0	0.0	0.0	0.0	
VMP-7-13.5	12/20/2023	09:56	NM	NM	0.0	0	2.1	18.8	0.0	0.0	0.0	0.0	Duplicate sample.
VMP-7-13.5	1/18/2024	14:30	NM	NM	NM	NM	NM	NM	NM	NM	NM	NM	Not sampled. VMP encased in ice.
VMP-7-13.5	2/27/2024	13:01	0.00	0.18	0.0	0	2.6	18.1	0.0	0.0	0.0	0.0	
VMP-7-13.5	3/20/2024	10:34	-0.33	-0.29	0.0	0	0.2	20.7	0.0	0.0	0.0	0.0	
VMP-7-13.5	4/22/2024	13:06	-0.88	0.37	0.0	0	0.9	19.4	0.0	0.0	0.0	0.0	
VMP-7-13.5	5/28/2024	11:38	-1.19	0.00	0.0	0	0.8	19.6	3.2	6.8	6.0	0.8	SVE system offline 5/26/24 and restarted 10:25 am 5/28/24.
VMP-7-13.5	5/29/2024	08:41	-0.33	NM	0.0	0	0.7	20.0	0.0	0.0	0.0	0.0	Re-sampled to confirm initial sample.
VMP-7-13.5	5/29/2024	08:41	NM	NM	0.0	0	0.8	19.9	0.0	0.0	0.0	0.0	Duplicate sample.
VMP-7-13.5	6/19/2024	13:16	-0.94	-0.45	0.0	0	1.3	19.2	0.0	0.0	0.0	0.0	
VMP-7-13.5	6/19/2024	13:16	NM	NM	0.0	0	1.3	19.1	0.0	0.0	0.0	0.0	Duplicate sample.
VMP-7-13.5	07/17/2024	13:46	0.00	0.00	0.0	0	1.4	19.6	0.0	0.0	0.0	0.0	
VMP-7-13.5	08/26/2024	11:21	0.00	0.00	0.0	0	2.1	18.3	0.0	0.0	0.0	0.0	
VMP-7-13.5	09/19/2024	08:08	0.00	0.00	0.0	0	1.6	19.7	0.0	0.0	0.0	0.0	
VMP-7-29.5	10/23/2023	11:52	-15.04	1.55	0.0	0	4.8	15.2	0.0	0.0	0.0	0.0	
VMP-7-29.5	11/20/2023	09:02	NM	NM	NM	NM	NM	NM	NM	NM	NM	NM	Not sampled due to standing water on well vault.
VMP-7-29.5	12/20/2023	09:57	-2.46	-1.25	0.0	0	5.2	14.9	0.0	0.0	0.0	0.0	
VMP-7-29.5	1/18/2024	14:30	NM	NM	NM	NM	NM	NM	NM	NM	NM	NM	Not sampled. VMP encased in ice.
VMP-7-29.5	2/27/2024	13:02	-0.23	0.00	0.0	0	4.5	15.5	0.0	0.0	0.0	0.0	
VMP-7-29.5	2/27/2024	13:02	NM	NM	0.0	0	4.6	15.3	0.0	0.0	0.0	0.0	Duplicate sample.
VMP-7-29.5	3/20/2024	10:35	-2.28	0.00	0.0	0	2.9	18.4	0.0	0.0	0.0	0.0	
VMP-7-29.5	4/22/2024	13:07	-13.58	0.00	0.0	0	3.4	17.2	0.0	0.0	0.0	0.0	
VMP-7-29.5	5/28/2024	11:40	NM	NM	0.0	0	3.5	16.3	3.9	2.7	2.2	0.5	Duplicate sample.
VMP-7-29.5	5/28/2024	11:40	-1.94	0.00	0.0	0	3.5	16.3	3.9	3.5	3.0	0.5	SVE system offline 5/26/24 and restarted 10:25 am 5/28/24.
VMP-7-29.5	5/29/2024	08:42	-10.18	NM	0.0	0	3.1	17.1	0.5	0.0	0.0	0.0	Re-sampled to confirm initial sample.
VMP-7-29.5	6/19/2024	13:17	-18.62	NM	NM	NM	NM	NM	NM	NM	NM	NM	Screen submerged.
VMP-7-29.5	07/17/2024	13:47	-1.12	-0.10	0.0	0	2.2	18.1	0.0	0.0	0.0	0.0	
VMP-7-29.5	07/17/2024	13:47	NM	NM	0.0	0	2.0	18.3	0.0	0.0	0.0	0.0	Duplicate sample.
VMP-7-29.5	08/26/2024	11:22	0.00	0.00	0.0	0	2.2	18.2	0.0	0.0	0.0	0.0	
VMP-7-29.5	09/19/2024	08:09	0.00	0.00	0.0	0	3.6	16.6	0.0	0.0	0.0	0.0	

TABLE 9
SVE SYSTEM MONTHLY MONITORING - VMP SAMPLING DATA

Sample ID	Date	Initial Reading Time (24-Hour)	Vacuum/Pressure		Fixed Gases				Soil Vapor Concentrations				Comments
			Initial Reading (Inches of H_2O)	Stabilized Reading (Inches of H_2O)	CH_4 (%)	LEL (%)	CO_2 (%)	O_2 (%)	PID (ppmv)	THC (ppmv)	CH_4 (ppmv)	PHC (ppmv)	
VMP-7-38	10/23/2023	11:53	-0.27	0.18	0.0	0	4.2	16.2	0.0	0.0	0.0	0.0	
VMP-7-38	11/20/2023	09:03	NM	NM	NM	NM	NM	NM	NM	NM	NM	NM	Not sampled due to standing water on well vault.
VMP-7-38	12/20/2023	09:58	0.00	0.00	0.0	0	3.7	16.8	0.0	0.0	0.0	0.0	
VMP-7-38	1/18/2024	14:30	NM	NM	NM	NM	NM	NM	NM	NM	NM	NM	Not sampled. VMP encased in ice.
VMP-7-38	2/27/2024	13:03	0.17	0.19	0.0	0	4.9	15.1	0.0	0.0	0.0	0.0	
VMP-7-38	3/20/2024	10:36	-0.44	-0.49	0.0	0	2.9	18.0	0.0	0.0	0.0	0.0	
VMP-7-38	4/22/2024	13:08	-0.16	0.18	0.0	0	3.3	17.4	0.0	0.0	0.0	0.0	
VMP-7-38	5/29/2024	08:43	-0.10	0.00	0.0	0	3.0	17.2	0.5	0.0	0.0	0.0	Re-sampled due to ambient air in initial sample.
VMP-7-38	6/19/2024	13:18	0.00	0.00	0.0	0	3.3	16.5	5.7	0.0	0.0	0.0	
VMP-7-38	07/17/2024	13:48	-0.79	0.00	0.0	0	3.3	17.1	0.0	0.0	0.0	0.0	
VMP-7-38	08/26/2024	11:23	0.00	0.00	0.0	0	3.4	16.7	0.0	0.0	0.0	0.0	
VMP-7-38	09/19/2024	08:10	0.00	0.00	0.0	0	3.5	17.0	0.0	0.0	0.0	0.0	
VMP-9-5	10/23/2023	09:35	0.00	0.00	0.0	0	1.0	19.8	0.0	0.0	0.0	0.0	
VMP-9-5	11/20/2023	08:45	0.00	0.00	0.0	0	0.9	20.1	0.0	0.0	0.0	0.0	
VMP-9-5	12/20/2023	08:45	0.00	0.00	0.0	0	0.5	20.3	0.0	0.0	0.0	0.0	
VMP-9-5	1/18/2024	13:51	0.00	0.00	0.0	0	1.7	18.5	0.0	0.0	0.0	0.0	
VMP-9-5	2/27/2024	11:30	0.00	0.10	0.0	0	1.4	19.4	0.0	0.0	0.0	0.0	
VMP-9-5	3/20/2024	09:34	0.00	0.00	0.0	0	0.2	20.7	0.0	0.0	0.0	0.0	
VMP-9-5	4/22/2024	12:20	0.00	0.09	0.0	0	1.1	19.4	0.0	0.0	0.0	0.0	
VMP-9-5	5/28/2024	11:23	0.00	0.00	0.0	0	1.3	19.8	0.0	0.0	0.0	0.0	SVE system offline 5/26/24 and restarted 10:25 am 5/28/24.
VMP-9-5	6/19/2024	11:05	0.00	0.00	0.0	0	0.7	20.4	0.0	0.0	0.0	0.0	
VMP-9-5	07/17/2024	12:15	0.00	-0.12	0.0	0	0.4	20.5	0.0	0.0	0.0	0.0	
VMP-9-5	08/26/2024	10:26	0.00	0.00	0.0	0	1.7	19.2	0.0	0.0	0.0	0.0	
VMP-9-5	09/18/2024	13:10	0.00	0.00	0.0	0	0.3	20.5	0.0	0.0	0.0	0.0	
VMP-9-11.5	10/23/2023	09:36	-0.16	0.00	0.0	0	2.4	18.7	0.0	0.0	0.0	0.0	
VMP-9-11.5	11/20/2023	08:46	0.00	0.00	0.0	0	2.2	19.1	0.0	0.0	0.0	0.0	
VMP-9-11.5	12/20/2023	08:46	0.00	0.00	0.0	0	1.8	19.2	0.0	0.0	0.0	0.0	
VMP-9-11.5	1/18/2024	13:52	0.00	0.00	0.0	0	2.5	17.8	0.0	0.0	0.0	0.0	
VMP-9-11.5	2/27/2024	11:31	0.00	0.15	0.0	0	1.8	18.9	0.0	0.0	0.0	0.0	
VMP-9-11.5	3/20/2024	09:35	-0.16	-0.13	0.0	0	0.9	20.2	0.0	0.0	0.0	0.0	
VMP-9-11.5	3/20/2024	09:35	NM	NM	0.0	0	0.9	20.2	0.0	0.0	0.0	0.0	Duplicate sample.
VMP-9-11.5	4/22/2024	12:21	0.14	0.16	0.0	0	1.4	19.1	0.0	0.0	0.0	0.0	
VMP-9-11.5	5/28/2024	11:24	0.00	0.00	0.0	0	2.2	18.4	0.0	0.0	0.0	0.0	SVE system offline 5/26/24 and restarted 10:25 am 5/28/24.
VMP-9-11.5	6/19/2024	11:06	-0.18	-0.26	0.0	0	2.6	19.2	0.0	0.0	0.0	0.0	
VMP-9-11.5	07/17/2024	12:16	NM	NM	0.0	0	1.7	19.3	0.0	0.0	0.0	0.0	Duplicate sample.
VMP-9-11.5	07/17/2024	12:16	-0.18	-0.30	0.0	0	1.7	19.4	0.0	0.0	0.0	0.0	
VMP-9-11.5	08/26/2024	10:26	0.00	0.00	0.0	0	2.6	18.6	0.0	0.0	0.0	0.0	
VMP-9-11.5	09/18/2024	13:11	-0.12	-0.10	0.0	0	1.2	20.0	0.0	0.0	0.0	0.0	

TABLE 9
SVE SYSTEM MONTHLY MONITORING - VMP SAMPLING DATA

Sample ID	Date	Initial Reading Time (24-Hour)	Vacuum/Pressure		Fixed Gases				Soil Vapor Concentrations				Comments
			Initial Reading (Inches of H_2O)	Stabilized Reading (Inches of H_2O)	CH_4 (%)	LEL (%)	CO_2 (%)	O_2 (%)	PID (ppmv)	THC (ppmv)	CH_4 (ppmv)	PHC (ppmv)	
VMP-9-25.5	10/23/2023	09:37	-0.13	0.00	0.0	0	4.0	16.2	0.0	0.0	0.0	0.0	
VMP-9-25.5	11/20/2023	08:47	0.00	-0.13	0.0	0	4.0	16.6	0.0	0.0	0.0	0.0	
VMP-9-25.5	12/20/2023	08:47	0.00	0.00	0.0	0	3.9	16.3	0.0	0.0	0.0	0.0	
VMP-9-25.5	1/18/2024	13:53	0.00	0.00	0.0	0	3.9	15.9	0.0	0.0	0.0	0.0	
VMP-9-25.5	2/27/2024	11:32	0.10	0.22	0.0	0	3.8	16.2	0.0	0.0	0.0	0.0	
VMP-9-25.5	2/27/2024	11:32	NM	NM	0.0	0	3.8	16.2	0.0	0.0	0.0	0.0	Duplicate sample.
VMP-9-25.5	3/20/2024	09:36	-0.34	-0.31	0.0	0	2.2	19.5	0.0	0.0	0.0	0.0	
VMP-9-25.5	4/22/2024	12:22	0.20	0.30	0.0	0	2.6	17.7	0.0	0.0	0.0	0.0	
VMP-9-25.5	5/28/2024	11:25	0.00	0.00	0.0	0	2.7	17.1	0.0	0.0	0.0	0.0	SVE system offline 5/26/24 and restarted 10:25 am 5/28/24.
VMP-9-25.5	6/19/2024	11:07	-0.42	-0.52	0.0	0	3.0	16.9	0.0	0.0	0.0	0.0	
VMP-9-25.5	07/17/2024	12:17	-0.48	-0.57	0.0	0	2.6	18.3	0.0	0.0	0.0	0.0	
VMP-9-25.5	08/26/2024	10:27	0.00	0.00	0.0	0	1.9	18.9	0.0	0.0	0.0	0.0	
VMP-9-25.5	09/18/2024	13:14	-0.24	-0.30	0.0	0	2.5	18.7	0.0	0.0	0.0	0.0	
VMP-9-38.5	10/23/2023	09:38	-0.11	0.00	0.0	0	6.4	11.8	0.0	0.0	0.0	0.0	
VMP-9-38.5	11/20/2023	08:48	-0.30	0.00	0.0	0	7.1	11.6	0.0	0.0	0.0	0.0	
VMP-9-38.5	12/20/2023	08:48	0.00	0.00	0.0	0	7.2	11.0	0.0	0.0	0.0	0.0	
VMP-9-38.5	1/18/2024	13:54	0.00	0.00	0.0	0	7.2	10.5	0.0	0.0	0.0	0.0	
VMP-9-38.5	2/27/2024	11:33	-0.20	0.20	0.0	0	7.3	10.6	1.1	0.0	0.0	0.0	
VMP-9-38.5	3/20/2024	09:37	-0.37	-0.32	0.0	0	5.9	14.5	0.0	0.0	0.0	0.0	
VMP-9-38.5	4/22/2024	12:23	0.54	0.27	0.0	0	6.4	12.6	0.0	0.0	0.0	0.0	
VMP-9-38.5	4/22/2024	12:23	NM	NM	0.0	0	6.4	12.5	0.0	0.0	0.0	0.0	Duplicate sample.
VMP-9-38.5	5/28/2024	11:26	0.00	0.00	0.0	0	6.3	11.9	1.4	0.0	0.0	0.0	SVE system offline 5/26/24 and restarted 10:25 am 5/28/24.
VMP-9-38.5	6/19/2024	11:08	-0.43	-0.52	0.0	0	5.0	13.9	1.5	0.0	0.0	0.0	
VMP-9-38.5	07/17/2024	12:18	-0.49	-0.58	0.0	0	4.0	16.8	1.4	0.0	0.0	0.0	
VMP-9-38.5	08/26/2024	10:28	0.00	0.00	0.0	0	4.1	15.8	0.0	0.0	0.0	0.0	
VMP-9-38.5	09/18/2024	13:15	-0.12	0.00	0.0	0	3.4	17.3	0.0	0.0	0.0	0.0	
VMP-10-5	10/24/2023	09:05	0.00	0.00	0.0	0	0.9	20.2	0.0	0.0	0.0	0.0	
VMP-10-5	11/20/2023	13:25	0.30	0.00	0.0	0	1.0	20.0	0.0	0.0	0.0	0.0	
VMP-10-5	12/21/2023	08:22	0.00	0.00	0.0	0	0.6	20.2	0.0	0.0	0.0	0.0	
VMP-10-5	1/18/2024	11:31	-0.10	0.00	0.0	0	0.5	20.1	0.0	0.0	0.0	0.0	
VMP-10-5	2/27/2024	09:45	0.00	0.00	0.0	0	0.6	20.0	0.0	0.0	0.0	0.0	
VMP-10-5	3/20/2024	12:47	0.00	0.00	0.0	0	0.6	20.5	0.0	0.0	0.0	0.0	
VMP-10-5	4/22/2024	10:10	0.00	0.00	0.0	0	1.0	20.2	0.0	0.0	0.0	0.0	
VMP-10-5	5/28/2024	09:07	0.00	0.00	0.0	0	2.0	18.8	0.0	0.0	0.0	0.0	SVE system offline 5/26/24 and restarted 10:25 am 5/28/24.
VMP-10-5	6/19/2024	09:10	-0.34	-0.37	0.0	0	0.1	20.7	0.0	0.0	0.0	0.0	
VMP-10-5	07/18/2024	08:15	-0.81	-0.60	0.0	0	0.2	20.8	0.0	0.0	0.0	0.0	
VMP-10-5	08/26/2024	08:40	0.00	0.00	0.0	0	0.2	20.8	0.0	0.0	0.0	0.0	
VMP-10-5	09/18/2024	11:15	-0.18	-0.27	0.0	0	0.0	20.9	0.0	0.0	0.0	0.0	

SEE LAST PAGE OF TABLE FOR NOTES

TABLE 9
SVE SYSTEM MONTHLY MONITORING - VMP SAMPLING DATA

Sample ID	Date	Initial Reading Time (24-Hour)	Vacuum/Pressure		Fixed Gases				Soil Vapor Concentrations				Comments
			Initial Reading (Inches of H_2O)	Stabilized Reading (Inches of H_2O)	CH_4 (%)	LEL (%)	CO_2 (%)	O_2 (%)	PID (ppmv)	THC (ppmv)	CH_4 (ppmv)	PHC (ppmv)	
VMP-10-10	10/24/2023	09:06	0.00	0.00	0.0	0	1.2	19.8	0.0	0.0	0.0	0.0	
VMP-10-10	11/20/2023	13:26	0.00	0.00	0.0	0	0.7	20.2	0.0	0.0	0.0	0.0	
VMP-10-10	12/21/2023	08:23	0.00	0.00	0.0	0	0.8	19.9	0.0	0.0	0.0	0.0	
VMP-10-10	1/18/2024	11:32	-0.14	0.00	0.0	0	0.8	19.8	0.0	0.0	0.0	0.0	
VMP-10-10	2/27/2024	09:46	0.00	0.00	0.0	0	0.8	19.9	0.0	0.0	0.0	0.0	
VMP-10-10	3/20/2024	12:48	0.00	0.00	0.0	0	0.6	20.3	0.0	0.0	0.0	0.0	
VMP-10-10	4/22/2024	10:11	0.00	0.00	0.0	0	0.7	20.3	0.0	0.0	0.0	0.0	
VMP-10-10	5/28/2024	09:08	0.00	0.00	0.0	0	1.4	19.0	0.0	0.0	0.0	0.0	SVE system offline 5/26/24 and restarted 10:25 am 5/28/24.
VMP-10-10	5/28/2024	09:08	NM	NM	0.0	0	1.4	19.2	0.0	0.0	0.0	0.0	Duplicate sample.
VMP-10-10	6/19/2024	09:11	-0.47	-0.50	0.0	0	0.1	20.7	0.0	0.0	0.0	0.0	
VMP-10-10	07/18/2024	08:16	-0.96	-0.72	0.0	0	0.3	20.7	0.0	0.0	0.0	0.0	
VMP-10-10	08/26/2024	08:41	0.00	0.00	0.0	0	0.1	20.8	0.0	0.0	0.0	0.0	
VMP-10-10	09/18/2024	11:16	-0.29	-0.40	0.0	0	0.0	20.8	0.0	0.0	0.0	0.0	
VMP-10-20	10/24/2023	09:07	0.00	0.00	0.0	0	1.9	18.9	0.0	0.0	0.0	0.0	
VMP-10-20	11/20/2023	13:27	0.00	0.00	0.0	0	1.8	19.0	0.0	0.0	0.0	0.0	
VMP-10-20	11/20/2023	13:27	NM	NM	0.0	0	1.7	19.1	0.0	0.0	0.0	0.0	Duplicate sample.
VMP-10-20	12/21/2023	08:24	0.00	0.00	0.0	0	1.5	19.1	0.0	0.0	0.0	0.0	
VMP-10-20	1/18/2024	11:33	-0.09	0.00	0.0	0	1.5	19.0	0.0	0.0	0.0	0.0	
VMP-10-20	2/27/2024	09:47	0.00	0.00	0.0	0	1.5	19.0	0.0	0.0	0.0	0.0	
VMP-10-20	3/20/2024	12:49	0.00	0.00	0.0	0	1.2	19.5	0.0	0.0	0.0	0.0	
VMP-10-20	4/22/2024	10:12	0.00	0.00	0.0	0	1.2	19.7	0.0	0.0	0.0	0.0	
VMP-10-20	5/28/2024	09:09	0.00	0.00	0.0	0	1.3	18.8	0.0	0.0	0.0	0.0	SVE system offline 5/26/24 and restarted 10:25 am 5/28/24.
VMP-10-20	6/19/2024	09:12	-0.76	-0.82	0.0	0	0.2	20.8	0.0	13.1	11.8	1.3	
VMP-10-20	07/18/2024	08:17	-1.27	-1.04	0.0	0	0.2	20.7	0.0	40.4	40.4	0.0	
VMP-10-20	08/26/2024	08:42	0.00	0.00	0.0	0	0.2	20.7	0.0	0.0	0.0	0.0	
VMP-10-20	09/18/2024	11:17	-0.70	-0.70	0.0	0	0.1	20.7	0.0	0.0	0.0	0.0	
VMP-10-30	10/24/2023	09:08	0.00	0.00	0.0	0	2.4	18.1	0.0	0.0	0.0	0.0	
VMP-10-30	10/24/2023	09:08	NM	NM	0.0	0	2.4	18.1	0.0	0.0	0.0	0.0	Duplicate sample.
VMP-10-30	11/20/2023	13:28	0.00	0.00	0.0	0	2.4	18.1	0.0	0.0	0.0	0.0	
VMP-10-30	12/21/2023	08:25	0.00	0.00	0.0	0	2.4	18.1	0.0	0.0	0.0	0.0	
VMP-10-30	1/18/2024	13:00	0.00	0.00	0.0	0	2.3	17.9	0.0	0.0	0.0	0.0	
VMP-10-30	2/27/2024	09:48	0.00	0.00	0.0	0	2.3	18.0	0.0	3.6	3.6	0.0	
VMP-10-30	3/20/2024	12:50	0.00	0.00	0.0	0	2.1	19.1	0.0	0.0	0.0	0.0	
VMP-10-30	4/22/2024	10:13	0.00	0.00	0.0	0	2.1	18.5	0.0	0.0	0.0	0.0	
VMP-10-30	5/28/2024	09:10	0.00	0.00	0.0	0	2.0	18.3	0.0	0.0	0.0	0.0	SVE system offline 5/26/24 and restarted 10:25 am 5/28/24.
VMP-10-30	6/19/2024	09:13	-0.93	-1.02	0.0	0	1.9	19.0	0.0	2.7	2.4	0.3	
VMP-10-30	07/18/2024	08:18	-1.43	-1.21	0.0	0	0.7	20.4	0.0	2.5	2.5	0.0	
VMP-10-30	08/26/2024	08:43	0.00	0.00	0.0	0	1.1	20.0	0.0	0.0	0.0	0.0	
VMP-10-30	09/18/2024	11:18	-0.85	-0.85	0.0	0	0.4	20.5	0.0	0.0	0.0	0.0	

TABLE 9
SVE SYSTEM MONTHLY MONITORING - VMP SAMPLING DATA

Sample ID	Date	Initial Reading Time (24-Hour)	Vacuum/Pressure		Fixed Gases				Soil Vapor Concentrations				Comments
			Initial Reading (Inches of H_2O)	Stabilized Reading (Inches of H_2O)	CH_4 (%)	LEL (%)	CO_2 (%)	O_2 (%)	PID (ppmv)	THC (ppmv)	CH_4 (ppmv)	PHC (ppmv)	
VMP-11-5	10/24/2023	09:30	0.00	0.02	0.0	0	1.3	20.0	0.0	0.0	0.0	0.0	
VMP-11-5	11/21/2023	09:40	0.00	0.00	0.0	0	0.8	20.3	0.0	0.0	0.0	0.0	
VMP-11-5	12/21/2023	10:05	0.00	0.00	0.0	0	0.6	20.2	0.0	0.0	0.0	0.0	
VMP-11-5	1/18/2024	13:35	NM	NM	NM	NM	NM	NM	NM	NM	NM	NM	Not sampled. VMP encased in ice.
VMP-11-5	2/27/2024	10:20	0.00	0.00	0.0	0	0.4	20.3	0.0	0.0	0.0	0.0	
VMP-11-5	3/21/2024	09:11	0.00	0.00	0.0	0	0.7	20.5	0.0	0.0	0.0	0.0	
VMP-11-5	4/22/2024	10:50	0.00	0.00	0.0	0	1.8	19.4	0.0	0.0	0.0	0.0	
VMP-11-5	5/28/2024	10:05	0.00	0.00	0.0	0	3.5	16.5	0.0	0.0	0.0	0.0	SVE system offline 5/26/24 and restarted 10:25 am 5/28/24.
VMP-11-5	6/19/2024	09:30	0.00	0.00	0.0	0	0.3	20.6	0.0	0.0	0.0	0.0	
VMP-11-5	07/18/2024	08:50	0.00	-0.12	0.0	0	0.2	20.8	0.0	0.0	0.0	0.0	
VMP-11-5	08/26/2024	09:10	0.00	0.00	0.0	0	0.4	20.2	0.0	0.0	0.0	0.0	
VMP-11-5	09/18/2024	10:53	0.00	0.00	0.0	0	0.0	20.8	0.0	0.0	0.0	0.0	
VMP-11-5	09/18/2024	10:53	NM	NM	0.0	0	0.0	20.8	0.0	0.0	0.0	0.0	Duplicate sample.
VMP-11-8	10/24/2023	09:31	0.00	0.00	0.0	0	1.5	19.9	0.0	0.0	0.0	0.0	
VMP-11-8	11/21/2023	09:41	0.00	0.00	0.0	0	1.1	20.2	0.0	0.0	0.0	0.0	
VMP-11-8	12/21/2023	10:06	0.00	0.00	0.0	0	2.5	18.2	0.0	0.0	0.0	0.0	
VMP-11-8	1/18/2024	13:35	NM	NM	NM	NM	NM	NM	NM	NM	NM	NM	Not sampled. VMP encased in ice.
VMP-11-8	2/27/2024	10:21	0.00	0.00	0.0	0	0.9	19.8	0.0	0.0	0.0	0.0	
VMP-11-8	3/21/2024	09:12	-0.23	0.00	0.0	0	0.8	20.4	0.0	0.0	0.0	0.0	
VMP-11-8	4/22/2024	10:51	0.00	0.00	0.0	0	1.9	19.3	0.0	0.0	0.0	0.0	
VMP-11-8	5/28/2024	10:06	0.00	0.00	0.0	0	3.6	16.3	0.0	0.0	0.0	0.0	SVE system offline 5/26/24 and restarted 10:25 am 5/28/24.
VMP-11-8	6/19/2024	09:31	0.00	0.00	0.0	0	0.5	20.5	0.0	0.0	0.0	0.0	
VMP-11-8	07/18/2024	08:51	-0.29	-0.14	0.0	0	0.4	20.6	0.0	0.0	0.0	0.0	
VMP-11-8	08/26/2024	09:11	-0.41	0.00	0.0	0	0.5	20.1	0.0	0.0	0.0	0.0	
VMP-11-8	09/18/2024	10:53	-0.17	-0.12	0.0	0	0.1	20.7	0.0	0.0	0.0	0.0	
VMP-11-29	10/24/2023	09:32	-0.72	0.00	0.0	0	2.6	17.9	0.0	0.0	0.0	0.0	
VMP-11-29	11/21/2023	09:42	0.00	0.00	0.0	0	2.5	18.3	0.0	0.0	0.0	0.0	
VMP-11-29	12/21/2023	10:07	-0.88	0.00	0.0	0	0.7	20.0	0.0	0.0	0.0	0.0	
VMP-11-29	1/18/2024	13:35	NM	NM	NM	NM	NM	NM	NM	NM	NM	NM	Not sampled. VMP encased in ice.
VMP-11-29	2/27/2024	11:22	-0.24	0.00	0.0	0	2.5	17.7	0.0	0.0	0.0	0.0	
VMP-11-29	3/21/2024	09:13	-0.38	0.00	0.0	0	2.0	18.9	0.0	0.0	0.0	0.0	
VMP-11-29	4/22/2024	10:52	0.00	0.00	0.0	0	2.4	18.2	0.0	0.0	0.0	0.0	
VMP-11-29	5/28/2024	10:07	0.00	0.00	0.0	0	2.9	17.0	0.0	0.0	0.0	0.0	SVE system offline 5/26/24 and restarted 10:25 am 5/28/24.
VMP-11-29	6/19/2024	09:32	-0.11	-2.63	0.0	0	1.4	20.1	0.0	0.0	0.0	0.0	
VMP-11-29	07/18/2024	08:52	-2.22	-2.36	0.0	0	0.4	20.5	0.0	0.0	0.0	0.0	
VMP-11-29	07/18/2024	08:52	NM	NM	0.0	0	0.4	20.5	0.0	0.0	0.0	0.0	Duplicate sample.
VMP-11-29	08/26/2024	09:12	0.18	0.00	0.0	0	0.9	20.0	0.0	0.0	0.0	0.0	
VMP-11-29	09/18/2024	10:54	-3.38	-3.32	0.0	0	0.3	20.5	0.0	0.0	0.0	0.0	

TABLE 9
SVE SYSTEM MONTHLY MONITORING - VMP SAMPLING DATA

Sample ID	Date	Initial Reading Time (24-Hour)	Vacuum/Pressure		Fixed Gases				Soil Vapor Concentrations				Comments
			Initial Reading (Inches of H_2O)	Stabilized Reading (Inches of H_2O)	CH_4 (%)	LEL (%)	CO_2 (%)	O_2 (%)	PID (ppmv)	THC (ppmv)	CH_4 (ppmv)	PHC (ppmv)	
VMP-11-38	10/24/2023	09:33	-9.75	0.00	0.0	0	1.3	20.0	0.0	0.8	0.5	0.3	
VMP-11-38	11/21/2023	09:43	-1.56	0.00	0.0	0	0.9	20.3	0.0	0.0	0.0	0.0	
VMP-11-38	12/21/2023	10:08	-0.67	0.00	0.0	0	0.4	20.5	0.0	0.0	0.0	0.0	
VMP-11-38	1/18/2024	13:35	NM	NM	NM	NM	NM	NM	NM	NM	NM	NM	Not sampled. VMP encased in ice.
VMP-11-38	2/27/2024	10:23	NM	NM	NM	NM	NM	NM	NM	NM	NM	NM	Screen submerged.
VMP-11-38	3/21/2024	09:14	NM	NM	NM	NM	NM	NM	NM	NM	NM	NM	Screen submerged.
VMP-11-38	4/22/2024	10:53	NM	NM	NM	NM	NM	NM	NM	NM	NM	NM	Screen submerged.
VMP-11-38	5/28/2024	10:08	NM	NM	NM	NM	NM	NM	NM	NM	NM	NM	Screen submerged.
VMP-11-38	6/19/2024	09:33	0.97	0.59	0.0	0	0.2	20.6	0.0	3.6	3.0	0.6	
VMP-11-38	07/18/2024	08:53	8.90	-0.52	0.0	0	0.1	20.6	0.0	0.0	0.0	0.0	
VMP-11-38	08/26/2024	09:12	NM	NM	NM	NM	NM	NM	NM	NM	NM	NM	Screen submerged.
VMP-11-38	09/18/2024	10:55	NM	NM	NM	NM	NM	NM	NM	NM	NM	NM	Screen submerged.
VMP-12-5	10/23/2023	10:25	-0.43	-0.31	0.0	0	0.0	20.8	0.0	0.0	0.0	0.0	
VMP-12-5	11/20/2023	13:11	-0.10	0.00	0.0	0	0.0	20.9	0.0	0.0	0.0	0.0	
VMP-12-5	12/20/2023	12:01	0.00	0.00	0.0	0	0.0	20.9	0.0	0.0	0.0	0.0	
VMP-12-5	1/23/2024	09:29	-0.26	-0.36	0.0	0	1.4	17.8	0.0	0.0	0.0	0.0	
VMP-12-5	2/27/2024	11:42	-0.03	0.00	0.0	0	0.0	20.9	0.0	0.0	0.0	0.0	
VMP-12-5	3/20/2024	08:45	-0.21	-0.53	0.0	0	0.0	20.9	0.0	0.0	0.0	0.0	
VMP-12-5	4/23/2024	08:45	-0.30	-0.27	0.0	0	0.0	20.9	0.0	0.0	0.0	0.0	
VMP-12-5	5/29/2024	10:46	-0.36	-0.35	0.0	0	0.0	20.9	0.3	0.4	0.0	0.4	
VMP-12-5	6/19/2024	12:40	-0.96	-0.85	0.0	0	0.0	20.9	0.0	0.0	0.0	0.0	
VMP-12-5	07/18/2024	08:08	-1.62	-1.42	0.0	0	0.0	20.9	0.0	0.0	0.0	0.0	
VMP-12-5	08/26/2024	13:06	0.09	0.13	0.0	0	0.0	20.6	0.0	0.0	0.0	0.0	
VMP-12-5	09/18/2024	11:35	-0.81	-0.74	0.0	0	0.0	20.9	0.0	0.0	0.0	0.0	
VMP-12-11.5	10/23/2023	10:26	-0.57	-0.40	0.0	0	0.0	20.9	0.0	0.0	0.0	0.0	
VMP-12-11.5	11/20/2023	13:12	-0.12	0.00	0.0	0	0.1	20.5	0.0	0.0	0.0	0.0	
VMP-12-11.5	12/20/2023	12:02	0.00	0.00	0.0	0	0.2	20.4	0.0	0.0	0.0	0.0	
VMP-12-11.5	1/23/2024	09:25	-0.28	-0.14	0.0	0	0.0	20.9	0.0	0.0	0.0	0.0	
VMP-12-11.5	2/27/2024	11:48	-0.04	-0.06	0.0	0	0.0	20.9	0.0	0.0	0.0	0.0	
VMP-12-11.5	3/20/2024	08:46	-0.86	-0.75	0.0	0	0.0	20.9	0.0	0.0	0.0	0.0	
VMP-12-11.5	4/23/2024	08:46	-0.37	-0.35	0.0	0	0.0	20.9	0.0	0.0	0.0	0.0	
VMP-12-11.5	5/29/2024	10:41	-0.22	0.00	0.0	0	0.5	20.5	1.6	61.3	53.0	8.3	
VMP-12-11.5	6/19/2024	12:41	-1.39	-1.26	0.0	0	0.0	20.9	0.0	0.0	0.0	0.0	
VMP-12-11.5	07/18/2024	08:09	-2.08	-1.89	0.0	0	0.0	20.9	0.0	0.0	0.0	0.0	
VMP-12-11.5	08/26/2024	13:07	0.18	0.18	0.0	0	0.6	19.2	0.0	0.0	0.0	0.0	
VMP-12-11.5	09/18/2024	11:36	-1.53	-1.34	0.0	0	0.0	20.9	0.0	0.0	0.0	0.0	

TABLE 9
SVE SYSTEM MONTHLY MONITORING - VMP SAMPLING DATA

Sample ID	Date	Initial Reading Time (24-Hour)	Vacuum/Pressure		Fixed Gases				Soil Vapor Concentrations				Comments
			Initial Reading (Inches of H_2O)	Stabilized Reading (Inches of H_2O)	CH_4 (%)	LEL (%)	CO_2 (%)	O_2 (%)	PID (ppmv)	THC (ppmv)	CH_4 (ppmv)	PHC (ppmv)	
VMP-12-25	10/23/2023	10:27	-0.88	-0.68	0.0	0	4.1	16.2	1.2	0.0	0.0	0.0	
VMP-12-25	11/20/2023	13:13	-0.19	-0.10	0.0	0	7.4	10.4	0.0	0.0	0.0	0.0	
VMP-12-25	12/20/2023	12:03	-0.16	-0.15	0.0	1	13.3	1.6	1.7	225	202	23.0	
VMP-12-25	1/23/2024	09:26	-0.35	0.27	6.3	OVR	13.7	0.6	136	43590	39480	4110	
VMP-12-25	2/27/2024	11:49	-0.30	-0.08	0.0	0	9.9	6.6	1.2	64.0	55.0	9.0	
VMP-12-25	3/20/2024	08:47	-1.05	-1.01	0.0	0	4.7	14.4	0.9	13.7	12.6	1.1	
VMP-12-25	3/20/2024	08:47	NM	NM	0.0	0	4.7	14.5	1.0	14.1	12.9	1.2	Duplicate sample.
VMP-12-25	4/23/2024	08:47	-0.52	-0.49	0.0	0	7.7	9.2	0.5	0.0	0.0	0.0	
VMP-12-25	5/29/2024	10:42	-0.56	-0.67	0.5	10	11.9	2.2	83.6	3470	2720	750	
VMP-12-25	6/19/2024	12:42	-1.76	-1.66	0.1	6	6.7	11.8	0.0	0.0	0.0	0.0	
VMP-12-25	07/18/2024	08:10	-2.43	-2.24	0.0	0	5.4	14.3	0.0	0.0	0.0	0.0	
VMP-12-25	08/26/2024	13:08	0.21	0.21	0.0	0	8.1	9.8	0.3	0.0	0.0	0.0	
VMP-12-25	09/18/2024	11:37	-2.12	-1.89	0.0	0	1.4	20.0	0.0	0.0	0.0	0.0	
VMP-12-39	10/23/2023	10:28	-0.96	-0.75	OVR	OVR	14.4	0.4	327	214000	162000	52000	
VMP-12-39	11/20/2023	13:14	-0.22	-0.14	OVR	OVR	14.2	1.3	541	327000	249000	78000	
VMP-12-39	12/20/2023	12:04	-2.27	0.45	OVR	OVR	14.5	0.2	394	366000	265000	101000	
VMP-12-39	1/23/2024	09:27	-0.36	-0.21	OVR	OVR	13.8	1.2	341	298000	267000	31000	
VMP-12-39	2/27/2024	11:50	-0.09	-0.09	OVR	OVR	12.5	3.0	186	475000	335000	140000	
VMP-12-39	3/20/2024	08:48	-0.69	-0.97	OVR	OVR	13.7	1.4	546	339000	216000	123000	
VMP-12-39	4/23/2024	08:48	-0.56	-0.52	OVR	OVR	12.3	3.9	506	322000	253000	69000	
VMP-12-39	5/29/2024	10:43	-8.23	-0.78	OVR	OVR	14.6	0.2	64.2	510000	302000	208000	
VMP-12-39	6/19/2024	12:43	-1.83	-1.74	OVR	OVR	13.2	1.4	169	334280	254710	79570	
VMP-12-39	07/18/2024	08:11	-2.52	-2.31	20.5	OVR	12.5	1.2	261	111150	101320	9830	
VMP-12-39	08/26/2024	13:09	0.21	-0.57	20.1	OVR	13.2	1.5	448	105930	76810	29120	
VMP-12-39	09/18/2024	11:38	-2.17	-1.94	4.4	88	13.2	1.6	189	26740	25890	850	
VMP-13-5	10/23/2023	00:00	NM	NM	NM	NM	NM	NM	NM	NM	NM	NM	Inaccessible due to construction activities.
VMP-13-5	11/21/2023	08:20	-0.15	0.00	0.0	0	0.9	20.4	0.0	0.0	0.0	0.0	
VMP-13-5	12/21/2023	09:19	0.34	0.00	0.0	0	0.6	20.4	0.0	0.0	0.0	0.0	
VMP-13-5	1/18/2024	10:55	0.00	0.00	0.0	0	0.4	20.4	0.0	0.0	0.0	0.0	
VMP-13-5	2/27/2024	09:10	0.00	0.00	0.0	0	0.2	20.6	0.0	0.0	0.0	0.0	
VMP-13-5	3/20/2024	12:30	0.00	0.00	0.0	0	0.2	20.8	0.0	0.0	0.0	0.0	
VMP-13-5	4/22/2024	10:00	0.00	0.00	0.0	0	0.3	20.5	0.0	0.0	0.0	0.0	
VMP-13-5	5/28/2024	08:25	0.00	0.00	0.0	0	0.3	19.6	0.0	0.0	0.0	0.0	SVE system offline 5/26/24 and restarted 10:25 am 5/28/24.
VMP-13-5	6/19/2024	08:40	-0.10	-0.85	0.0	0	0.2	20.7	0.0	0.0	0.0	0.0	
VMP-13-5	07/19/2024	08:00	NM	NM	NM	NM	NM	NM	NM	NM	NM	NM	Inaccessible due to SEE system operations.
VMP-13-5	08/28/2024	08:00	NM	NM	NM	NM	NM	NM	NM	NM	NM	NM	Inaccessible due to SEE system operations.
VMP-13-5	09/18/2024	08:00	NM	NM	NM	NM	NM	NM	NM	NM	NM	NM	Inaccessible due to SEE system operations.

TABLE 9
SVE SYSTEM MONTHLY MONITORING - VMP SAMPLING DATA

Sample ID	Date	Initial Reading Time (24-Hour)	Vacuum/Pressure		Fixed Gases				Soil Vapor Concentrations				Comments
			Initial Reading (Inches of H_2O)	Stabilized Reading (Inches of H_2O)	CH_4 (%)	LEL (%)	CO_2 (%)	O_2 (%)	PID (ppmv)	THC (ppmv)	CH_4 (ppmv)	PHC (ppmv)	
VMP-13-10.5	10/23/2023	00:00	NM	NM	NM	NM	NM	NM	NM	NM	NM	NM	Inaccessible due to construction activities.
VMP-13-10.5	11/21/2023	08:21	-0.14	-0.15	0.0	0	1.1	20.3	0.0	0.0	0.0	0.0	
VMP-13-10.5	12/21/2023	09:20	0.00	0.00	0.0	0	0.9	20.4	0.0	0.0	0.0	0.0	
VMP-13-10.5	1/18/2024	10:56	-0.12	0.00	0.0	0	0.7	20.2	0.0	0.0	0.0	0.0	
VMP-13-10.5	2/27/2024	09:11	0.00	0.00	0.0	0	0.5	20.4	0.0	0.0	0.0	0.0	
VMP-13-10.5	3/20/2024	12:31	0.00	0.00	0.0	0	0.3	20.8	0.0	0.0	0.0	0.0	
VMP-13-10.5	4/22/2024	10:01	-0.09	-0.10	0.0	0	0.3	20.7	0.0	0.0	0.0	0.0	
VMP-13-10.5	5/28/2024	08:26	0.00	0.00	0.0	0	0.2	20.0	0.0	0.0	0.0	0.0	SVE system offline 5/26/24 and restarted 10:25 am 5/28/24.
VMP-13-10.5	6/19/2024	08:41	-0.72	-4.55	0.0	0	0.2	20.7	0.0	2.6	2.3	0.3	
VMP-13-10.5	07/19/2024	08:00	NM	NM	NM	NM	NM	NM	NM	NM	NM	NM	Inaccessible due to SEE system operations.
VMP-13-10.5	08/28/2024	08:00	NM	NM	NM	NM	NM	NM	NM	NM	NM	NM	Inaccessible due to SEE system operations.
VMP-13-10.5	09/18/2024	08:00	NM	NM	NM	NM	NM	NM	NM	NM	NM	NM	Inaccessible due to SEE system operations.
VMP-13-21.5	10/23/2023	00:00	NM	NM	NM	NM	NM	NM	NM	NM	NM	NM	Inaccessible due to construction activities.
VMP-13-21.5	11/21/2023	08:22	-0.25	-0.17	0.0	0	1.0	20.3	0.0	0.0	0.0	0.0	
VMP-13-21.5	12/21/2023	09:21	0.00	0.00	0.0	0	1.1	20.1	0.0	0.0	0.0	0.0	
VMP-13-21.5	1/18/2024	10:57	-0.13	0.00	0.0	0	1.1	19.8	0.0	0.0	0.0	0.0	
VMP-13-21.5	2/27/2024	09:12	0.00	0.00	0.0	0	1.0	20.0	0.0	0.0	0.0	0.0	
VMP-13-21.5	3/20/2024	12:32	0.00	-0.12	0.0	0	0.8	20.5	0.0	0.0	0.0	0.0	
VMP-13-21.5	4/22/2024	10:02	-0.11	-0.12	0.0	0	0.6	20.6	0.0	0.0	0.0	0.0	
VMP-13-21.5	4/22/2024	10:02	NM	NM	0.0	0	0.6	20.6	0.0	0.0	0.0	0.0	Duplicate sample.
VMP-13-21.5	5/28/2024	08:27	0.00	0.00	0.0	0	0.4	20.1	0.0	0.0	0.0	0.0	SVE system offline 5/26/24 and restarted 10:25 am 5/28/24.
VMP-13-21.5	6/19/2024	08:42	-1.34	-5.84	0.0	0	0.2	20.7	0.0	4.0	3.4	0.6	
VMP-13-21.5	07/19/2024	08:00	NM	NM	NM	NM	NM	NM	NM	NM	NM	NM	Inaccessible due to SEE system operations.
VMP-13-21.5	08/28/2024	08:00	NM	NM	NM	NM	NM	NM	NM	NM	NM	NM	Inaccessible due to SEE system operations.
VMP-13-21.5	09/18/2024	08:00	NM	NM	NM	NM	NM	NM	NM	NM	NM	NM	Inaccessible due to SEE system operations.
VMP-13-29.5	10/23/2023	00:00	NM	NM	NM	NM	NM	NM	NM	NM	NM	NM	Inaccessible due to construction activities.
VMP-13-29.5	11/21/2023	08:23	0.00	0.00	0.0	0	1.1	20.3	0.0	0.0	0.0	0.0	
VMP-13-29.5	12/21/2023	09:22	0.00	0.00	0.0	0	0.8	20.4	0.0	0.0	0.0	0.0	
VMP-13-29.5	1/18/2024	10:58	0.00	0.00	0.0	0	0.6	20.2	0.0	0.0	0.0	0.0	
VMP-13-29.5	2/27/2024	09:13	0.00	0.00	0.0	0	0.4	20.5	0.0	0.0	0.0	0.0	
VMP-13-29.5	3/20/2024	12:33	0.00	0.00	0.0	0	0.3	20.7	0.0	0.0	0.0	0.0	
VMP-13-29.5	4/22/2024	10:03	0.00	0.00	0.0	0	0.3	20.6	0.0	0.0	0.0	0.0	
VMP-13-29.5	5/28/2024	08:28	0.00	0.00	0.0	0	0.2	19.9	0.0	0.0	0.0	0.0	SVE system offline 5/26/24 and restarted 10:25 am 5/28/24.
VMP-13-29.5	6/19/2024	08:43	-0.26	-1.33	0.0	0	0.3	20.8	0.0	4.5	4.0	0.5	
VMP-13-29.5	07/19/2024	08:00	NM	NM	NM	NM	NM	NM	NM	NM	NM	NM	Inaccessible due to SEE system operations.
VMP-13-29.5	08/28/2024	08:00	NM	NM	NM	NM	NM	NM	NM	NM	NM	NM	Inaccessible due to SEE system operations.
VMP-13-29.5	09/18/2024	08:00	NM	NM	NM	NM	NM	NM	NM	NM	NM	NM	Inaccessible due to SEE system operations.

TABLE 9
SVE SYSTEM MONTHLY MONITORING - VMP SAMPLING DATA

Sample ID	Date	Initial Reading Time (24-Hour)	Vacuum/Pressure		Fixed Gases				Soil Vapor Concentrations				Comments
			Initial Reading (Inches of H_2O)	Stabilized Reading (Inches of H_2O)	CH_4 (%)	LEL (%)	CO_2 (%)	O_2 (%)	PID (ppmv)	THC (ppmv)	CH_4 (ppmv)	PHC (ppmv)	
VMP-14-5	10/23/2023	00:00	NM	NM	NM	NM	NM	NM	NM	NM	NM	NM	Inaccessible due to construction activities.
VMP-14-5	11/21/2023	08:40	0.17	0.00	0.0	0	0.1	20.8	0.0	0.0	0.0	0.0	
VMP-14-5	12/21/2023	08:50	0.11	0.00	0.0	0	0.1	20.8	0.0	0.0	0.0	0.0	
VMP-14-5	1/18/2024	10:41	0.00	0.00	0.0	0	0.1	20.5	0.0	0.0	0.0	0.0	
VMP-14-5	2/27/2024	08:55	0.00	0.00	0.0	0	0.2	20.7	0.0	0.0	0.0	0.0	
VMP-14-5	3/20/2024	12:15	0.10	0.00	0.0	0	0.3	20.8	0.0	0.0	0.0	0.0	
VMP-14-5	4/22/2024	09:50	0.00	0.00	0.0	0	0.7	20.7	0.0	0.0	0.0	0.0	
VMP-14-5	5/28/2024	08:08	0.00	0.00	0.0	0	3.3	16.8	0.0	0.0	0.0	0.0	SVE system offline 5/26/24 and restarted 10:25 am 5/28/24.
VMP-14-5	6/19/2024	08:30	0.00	0.00	0.0	0	0.2	20.5	0.0	0.0	0.0	0.0	
VMP-14-5	07/19/2024	08:00	NM	NM	NM	NM	NM	NM	NM	NM	NM	NM	Inaccessible due to SEE system operations.
VMP-14-5	08/28/2024	08:00	NM	NM	NM	NM	NM	NM	NM	NM	NM	NM	Inaccessible due to SEE system operations.
VMP-14-5	09/18/2024	08:00	NM	NM	NM	NM	NM	NM	NM	NM	NM	NM	Inaccessible due to SEE system operations.
VMP-14-11.5	10/23/2023	00:00	NM	NM	NM	NM	NM	NM	NM	NM	NM	NM	Inaccessible due to construction activities.
VMP-14-11.5	11/21/2023	08:41	0.12	0.00	0.0	0	0.1	20.9	0.0	0.0	0.0	0.0	
VMP-14-11.5	12/21/2023	08:51	0.00	0.00	0.0	0	0.1	20.8	0.0	0.0	0.0	0.0	
VMP-14-11.5	1/18/2024	10:42	0.00	0.00	0.0	0	0.3	20.5	0.0	0.0	0.0	0.0	
VMP-14-11.5	2/27/2024	08:56	0.00	0.00	0.0	0	0.2	20.7	0.0	0.0	0.0	0.0	
VMP-14-11.5	3/20/2024	12:16	0.00	0.00	0.0	0	0.3	20.8	0.0	0.0	0.0	0.0	
VMP-14-11.5	4/22/2024	09:51	0.00	0.00	0.0	0	0.7	20.7	0.0	0.0	0.0	0.0	
VMP-14-11.5	5/28/2024	08:09	-0.10	0.00	0.0	0	3.4	16.9	0.0	0.0	0.0	0.0	SVE system offline 5/26/24 and restarted 10:25 am 5/28/24.
VMP-14-11.5	6/19/2024	08:31	0.00	0.00	0.0	0	0.2	20.5	0.0	0.0	0.0	0.0	
VMP-14-11.5	07/19/2024	08:00	NM	NM	NM	NM	NM	NM	NM	NM	NM	NM	Inaccessible due to SEE system operations.
VMP-14-11.5	08/28/2024	08:00	NM	NM	NM	NM	NM	NM	NM	NM	NM	NM	Inaccessible due to SEE system operations.
VMP-14-11.5	09/18/2024	08:00	NM	NM	NM	NM	NM	NM	NM	NM	NM	NM	Inaccessible due to SEE system operations.
VMP-14-20	10/23/2023	00:00	NM	NM	NM	NM	NM	NM	NM	NM	NM	NM	Inaccessible due to construction activities.
VMP-14-20	11/21/2023	08:42	-0.17	0.00	0.0	0	8.1	12.4	0.0	0.0	0.0	0.0	
VMP-14-20	12/21/2023	08:52	-0.15	0.00	0.0	0	6.4	13.8	0.0	0.0	0.0	0.0	
VMP-14-20	1/18/2024	10:44	NM	NM	NM	NM	NM	NM	NM	NM	NM	NM	Not sampled. VMP encased in ice.
VMP-14-20	2/27/2024	08:57	-0.18	0.00	0.0	0	5.2	14.8	0.0	0.0	0.0	0.0	
VMP-14-20	3/20/2024	12:17	-0.29	-0.25	0.0	0	4.3	16.2	0.0	0.0	0.0	0.0	
VMP-14-20	4/22/2024	09:52	-0.19	-0.17	0.0	0	4.6	15.5	0.0	0.0	0.0	0.0	
VMP-14-20	5/28/2024	08:10	-0.09	0.00	0.0	0	6.0	12.0	0.0	0.0	0.0	0.0	SVE system offline 5/26/24 and restarted 10:25 am 5/28/24.
VMP-14-20	6/19/2024	08:32	0.14	-3.60	0.0	0	3.8	17.5	0.0	26.2	25.3	0.9	
VMP-14-20	07/19/2024	08:00	NM	NM	NM	NM	NM	NM	NM	NM	NM	NM	Inaccessible due to SEE system operations.
VMP-14-20	08/28/2024	08:00	NM	NM	NM	NM	NM	NM	NM	NM	NM	NM	Inaccessible due to SEE system operations.
VMP-14-20	09/18/2024	08:00	NM	NM	NM	NM	NM	NM	NM	NM	NM	NM	Inaccessible due to SEE system operations.

TABLE 9
SVE SYSTEM MONTHLY MONITORING - VMP SAMPLING DATA

Sample ID	Date	Initial Reading Time (24-Hour)	Vacuum/Pressure		Fixed Gases				Soil Vapor Concentrations				Comments
			Initial Reading (Inches of H_2O)	Stabilized Reading (Inches of H_2O)	CH_4 (%)	LEL (%)	CO_2 (%)	O_2 (%)	PID (ppmv)	THC (ppmv)	CH_4 (ppmv)	PHC (ppmv)	
VMP-14-29	10/23/2023	00:00	NM	NM	NM	NM	NM	NM	NM	NM	NM	NM	Inaccessible due to construction activities.
VMP-14-29	11/21/2023	08:43	-0.36	-0.32	0.0	0	0.2	20.8	0.0	0.0	0.0	0.0	
VMP-14-29	12/21/2023	08:53	-0.14	0.00	0.0	0	0.2	20.7	0.0	0.0	0.0	0.0	
VMP-14-29	1/18/2024	10:43	0.20	0.35	0.0	0	0.9	19.8	0.0	0.0	0.0	0.0	
VMP-14-29	1/18/2024	10:43	NM	NM	0.0	0	0.9	19.8	0.0	0.0	0.0	0.0	Duplicate sample.
VMP-14-29	2/27/2024	08:58	-0.13	0.00	0.0	0	0.5	19.8	0.0	0.0	0.0	0.0	
VMP-14-29	3/20/2024	12:18	-0.29	-0.25	0.0	0	4.4	15.9	0.0	0.0	0.0	0.0	
VMP-14-29	4/22/2024	09:53	-0.18	-0.15	0.0	0	2.8	17.8	0.0	0.0	0.0	0.0	
VMP-14-29	5/28/2024	08:11	-0.10	0.00	0.0	0	4.0	14.9	0.0	0.0	0.0	0.0	SVE system offline 5/26/24 and restarted 10:25 am 5/28/24.
VMP-14-29	6/19/2024	08:33	-0.11	-3.79	0.0	0	5.5	16.1	0.0	0.0	0.0	0.0	
VMP-14-29	07/24/2024	08:00	NM	NM	NM	NM	NM	NM	NM	NM	NM	NM	Inaccessible due to SEE system operations.
VMP-14-29	08/28/2024	08:00	NM	NM	NM	NM	NM	NM	NM	NM	NM	NM	Inaccessible due to SEE system operations.
VMP-14-29	09/20/2024	08:00	NM	NM	NM	NM	NM	NM	NM	NM	NM	NM	Inaccessible due to SEE system operations.
VMP-16-5	10/23/2023	09:33	0.00	0.00	0.0	0	5.6	14.2	0.0	0.0	0.0	0.0	
VMP-16-5	11/20/2023	09:12	-0.41	-0.25	0.0	0	6.9	12.0	0.0	0.0	0.0	0.0	
VMP-16-5	12/20/2023	12:43	0.00	0.00	0.0	0	7.8	8.7	0.2	0.0	0.0	0.0	
VMP-16-5	1/23/2024	14:20	0.00	0.00	0.0	0	8.8	5.2	2.1	0.0	0.0	0.0	
VMP-16-5	2/27/2024	12:50	0.04	0.00	0.4	8	13.5	1.0	116	2190	1630	560	
VMP-16-13.5	10/23/2023	09:34	-0.15	-0.13	6.5	OVR	17.2	0.6	345	38920	31790	7130	
VMP-16-13.5	11/20/2023	09:15	-0.24	-0.23	5.3	OVR	16.9	0.7	338	34350	31430	2920	
VMP-16-13.5	12/20/2023	12:44	0.00	0.00	26.3	OVR	16.8	0.2	226	149000	135000	14000	
VMP-16-13.5	1/23/2024	14:21	0.02	0.00	31.0	OVR	16.4	0.5	193	175000	149000	26000	
VMP-16-13.5	2/27/2024	12:51	0.00	0.05	43.3	OVR	16.5	0.2	245	229000	204000	25000	
VMP-16-19	10/23/2023	09:35	-0.16	-0.14	47.2	OVR	16.9	0.6	268	156000	140000	16000	
VMP-16-19	11/20/2023	09:14	-0.25	-0.25	41.2	OVR	17.3	0.5	257	179000	159000	20000	
VMP-16-19	12/20/2023	12:45	0.00	0.00	42.8	OVR	17.0	0.1	291	185000	162000	23000	
VMP-16-19	1/23/2024	14:22	0.04	0.00	40.4	OVR	16.6	0.5	244	204000	175000	29000	
VMP-16-19	2/27/2024	12:52	0.05	0.05	46.7	OVR	16.6	0.4	229	246000	208000	38000	
VMP-16-31	10/23/2023	09:36	-0.16	-0.13	OVR	OVR	16.2	0.7	457	181000	145000	36000	
VMP-16-31	11/20/2023	09:15	-0.27	-0.25	82.0	OVR	17.1	0.7	425	193000	157000	36000	
VMP-16-31	12/20/2023	12:46	0.00	0.00	OVR	OVR	17.6	0.1	511	243000	197000	46000	
VMP-16-31	1/23/2024	14:23	0.03	0.00	81.9	OVR	17.3	0.6	492	256000	211000	45000	
VMP-16-31	2/27/2024	12:53	0.05	0.06	OVR	OVR	17.1	0.3	488	324000	249000	75000	

TABLE 9
SVE SYSTEM MONTHLY MONITORING - VMP SAMPLING DATA

Sample ID	Date	Initial Reading Time (24-Hour)	Vacuum/Pressure		Fixed Gases				Soil Vapor Concentrations				Comments
			Initial Reading (Inches of H_2O)	Stabilized Reading (Inches of H_2O)	CH_4 (%)	LEL (%)	CO_2 (%)	O_2 (%)	PID (ppmv)	THC (ppmv)	CH_4 (ppmv)	PHC (ppmv)	
VMP-17-5	10/24/2023	09:40	0.00	-0.45	0.0	0	0.7	20.3	0.0	0.0	0.0	0.0	
VMP-17-5	11/21/2023	09:35	0.00	-0.23	0.0	0	0.4	20.7	0.0	0.0	0.0	0.0	
VMP-17-5	12/21/2023	10:26	0.18	0.00	0.0	0	0.3	20.6	0.0	0.0	0.0	0.0	
VMP-17-5	1/18/2024	13:22	-0.13	0.00	0.0	0	0.3	20.7	0.0	0.0	0.0	0.0	
VMP-17-5	1/18/2024	13:22	NM	NM	0.0	0	0.3	20.7	0.0	0.0	0.0	0.0	Duplicate sample.
VMP-17-5	2/27/2024	10:35	0.00	0.00	0.0	0	0.2	20.7	0.0	0.0	0.0	0.0	
VMP-17-5	3/21/2024	09:20	0.00	0.00	0.0	0	0.2	20.7	0.0	0.0	0.0	0.0	
VMP-17-5	3/21/2024	09:20	NM	NM	0.0	0	0.2	20.7	0.0	0.0	0.0	0.0	Duplicate sample.
VMP-17-5	4/22/2024	10:40	0.00	0.00	0.0	0	0.6	20.5	0.0	0.0	0.0	0.0	
VMP-17-5	5/28/2024	09:58	0.00	0.00	0.0	0	1.4	19.4	0.0	0.0	0.0	0.0	SVE system offline 5/26/24 and restarted 10:25 am 5/28/24.
VMP-17-5	6/19/2024	09:45	-0.26	-0.25	0.0	0	0.6	20.3	0.0	0.0	0.0	0.0	
VMP-17-5	07/19/2024	10:09	NM	NM	NM	NM	NM	NM	NM	NM	NM	NM	Inaccessible due to SEE system operations.
VMP-17-5	08/28/2024	08:00	NM	NM	NM	NM	NM	NM	NM	NM	NM	NM	Inaccessible due to SEE system operations.
VMP-17-5	09/18/2024	10:37	-0.27	-0.27	0.0	0	0.1	20.7	0.0	0.0	0.0	0.0	
VMP-18-8.5	10/23/2023	09:10	-0.10	0.00	0.0	0	3.9	17.6	0.0	0.0	0.0	0.0	
VMP-18-8.5	11/20/2023	08:25	0.00	0.00	0.0	0	3.5	18.3	0.0	0.0	0.0	0.0	
VMP-18-8.5	12/20/2023	00:00	NM	NM	NM	NM	NM	NM	NM	NM	NM	NM	Vehicle parked on well vault. Could not access.
VMP-18-8.5	1/18/2024	13:08	0.00	0.00	0.0	0	3.0	18.5	0.0	0.0	0.0	0.0	
VMP-18-8.5	2/27/2024	11:20	0.10	0.12	0.0	0	2.4	19.2	0.0	0.0	0.0	0.0	
VMP-18-8.5	3/20/2024	09:53	0.00	0.00	0.0	0	1.7	19.7	0.0	0.0	0.0	0.0	
VMP-18-8.5	4/22/2024	12:05	0.00	0.10	0.0	0	2.3	18.7	0.0	0.0	0.0	0.0	
VMP-18-8.5	5/28/2024	09:45	0.00	0.00	0.0	0	2.9	17.1	0.0	0.0	0.0	0.0	SVE system offline 5/26/24 and restarted 10:25 am 5/28/24.
VMP-18-8.5	6/19/2024	10:50	-0.32	0.00	0.0	0	1.5	20.2	0.0	0.0	0.0	0.0	
VMP-18-8.5	6/19/2024	10:50	NM	NM	0.0	0	1.5	20.2	0.0	0.0	0.0	0.0	Duplicate sample.
VMP-18-8.5	07/17/2024	12:05	-0.43	-0.45	0.0	0	0.8	20.2	0.0	0.0	0.0	0.0	
VMP-18-8.5	08/26/2024	09:30	0.00	0.00	0.0	0	1.1	20.2	0.0	0.0	0.0	0.0	
VMP-18-8.5	09/18/2024	12:58	0.00	0.00	0.0	0	0.1	20.8	0.0	0.0	0.0	0.0	
VMP-18-8.5	09/18/2024	12:58	NM	NM	0.0	0	0.1	20.8	0.0	0.0	0.0	0.0	Duplicate sample.

SEE LAST PAGE OF TABLE FOR NOTES

TABLE 9
SVE SYSTEM MONTHLY MONITORING - VMP SAMPLING DATA

Sample ID	Date	Initial Reading Time (24-Hour)	Vacuum/Pressure		Fixed Gases				Soil Vapor Concentrations				Comments
			Initial Reading (Inches of H_2O)	Stabilized Reading (Inches of H_2O)	CH_4 (%)	LEL (%)	CO_2 (%)	O_2 (%)	PID (ppmv)	THC (ppmv)	CH_4 (ppmv)	PHC (ppmv)	
VMP-19-5	10/23/2023	09:20	0.00	0.00	0.0	0	0.5	20.4	0.0	0.0	0.0	0.0	
VMP-19-5	10/23/2023	09:20	NM	NM	0.0	0	0.5	20.4	0.0	0.0	0.0	0.0	Duplicate sample.
VMP-19-5	11/20/2023	08:30	0.00	0.00	0.0	0	0.4	20.6	0.0	0.0	0.0	0.0	
VMP-19-5	11/20/2023	08:30	NM	NM	0.0	0	0.3	20.6	0.0	0.0	0.0	0.0	Duplicate sample.
VMP-19-5	12/20/2023	08:35	0.00	0.00	0.0	0	0.2	20.6	0.0	0.0	0.0	0.0	
VMP-19-5	1/18/2024	13:12	0.00	0.00	0.0	0	0.2	20.7	0.0	17.9	17.4	0.5	
VMP-19-5	1/23/2024	11:50	0.00	NM	0.0	0	0.2	20.6	0.0	3.6	3.6	0.0	Re-sampled to confirm initial sample.
VMP-19-5	2/27/2024	11:25	NM	NM	NM	NM	NM	NM	NM	NM	NM	NM	Vehicle parked on well vault. Could not access.
VMP-19-5	3/20/2024	09:59	-0.32	0.00	0.0	0	0.3	20.6	0.0	0.0	0.0	0.0	
VMP-19-5	3/20/2024	09:59	NM	NM	0.0	0	0.3	20.6	0.0	0.0	0.0	0.0	Duplicate sample.
VMP-19-5	4/22/2024	12:10	0.00	0.09	0.0	0	0.6	20.2	0.0	0.0	0.0	0.0	
VMP-19-5	5/28/2024	09:51	0.00	0.00	0.0	0	1.4	19.7	0.0	0.0	0.0	0.0	SVE system offline 5/26/24 and restarted 10:25 am 5/28/24.
VMP-19-5	6/19/2024	10:55	-0.16	-0.13	0.0	0	0.3	20.8	0.0	0.0	0.0	0.0	
VMP-19-5	07/19/2024	10:15	-0.10	-0.15	0.0	0	0.4	20.5	0.0	0.0	0.0	0.0	
VMP-19-5	08/26/2024	09:35	0.00	0.00	0.0	0	0.2	20.7	0.0	0.0	0.0	0.0	
VMP-19-5	09/19/2024	10:21	-0.12	-0.15	0.0	0	0.0	20.9	0.0	0.0	0.0	0.0	
VMP-32-5	10/24/2023	08:15	0.00	0.00	0.0	0	3.5	18.2	0.0	0.0	0.0	0.0	
VMP-32-5	11/21/2023	10:10	0.00	0.00	0.0	0	2.8	18.5	0.0	0.0	0.0	0.0	
VMP-32-5	12/21/2023	12:32	0.18	0.15	0.0	0	2.5	18.6	0.0	0.0	0.0	0.0	
VMP-32-5	1/18/2024	11:32	0.00	0.00	0.0	0	2.1	19.0	0.0	0.0	0.0	0.0	
VMP-32-5	2/28/2024	13:28	NM	NM	NM	NM	NM	NM	NM	NM	NM	NM	Vehicle parked on well vault. Could not access.
VMP-32-5	3/21/2024	14:30	NM	NM	NM	NM	NM	NM	NM	NM	NM	NM	Vehicle parked on well vault. Could not access.
VMP-32-5	4/24/2024	12:32	NM	NM	NM	NM	NM	NM	NM	NM	NM	NM	Vehicle parked on well vault. Could not access.
VMP-32-5	5/29/2024	10:30	0.00	0.00	0.0	0	2.3	17.8	0.0	0.0	0.0	0.0	
VMP-32-5	6/20/2024	10:25	0.00	0.00	0.0	0	2.5	18.4	0.0	0.0	0.0	0.0	
VMP-32-5	07/19/2024	08:30	0.00	0.00	0.0	0	1.1	19.8	0.0	0.0	0.0	0.0	
VMP-32-5	08/27/2024	12:12	0.00	0.00	0.0	0	4.6	16.2	0.0	0.0	0.0	0.0	
VMP-32-5	09/20/2024	08:40	0.00	0.00	0.0	0	4.2	17.2	0.0	0.0	0.0	0.0	
VMP-32-10	10/24/2023	08:16	-0.10	0.00	0.0	0	4.8	16.7	0.0	0.0	0.0	0.0	
VMP-32-10	11/21/2023	10:11	0.00	0.00	0.0	0	4.2	17.3	0.0	0.0	0.0	0.0	
VMP-32-10	12/21/2023	12:33	0.17	0.15	0.0	0	3.5	17.9	0.0	0.0	0.0	0.0	
VMP-32-10	1/18/2024	11:33	0.00	0.00	0.0	0	3.2	18.1	0.0	0.0	0.0	0.0	
VMP-32-10	2/28/2024	13:28	NM	NM	NM	NM	NM	NM	NM	NM	NM	NM	Vehicle parked on well vault. Could not access.
VMP-32-10	3/21/2024	14:30	NM	NM	NM	NM	NM	NM	NM	NM	NM	NM	Vehicle parked on well vault. Could not access.
VMP-32-10	4/24/2024	12:33	NM	NM	NM	NM	NM	NM	NM	NM	NM	NM	Vehicle parked on well vault. Could not access.
VMP-32-10	5/29/2024	10:31	0.00	0.00	0.0	0	2.7	17.8	0.0	0.0	0.0	0.0	
VMP-32-10	6/20/2024	10:26	0.00	0.00	0.0	0	3.2	17.5	0.0	0.0	0.0	0.0	
VMP-32-10	07/19/2024	08:31	0.00	0.00	0.0	0	3.7	17.1	0.0	0.0	0.0	0.0	
VMP-32-10	08/27/2024	12:13	0.00	0.00	0.0	0	4.7	15.8	0.0	0.0	0.0	0.0	
VMP-32-10	09/20/2024	08:42	0.00	0.00	0.0	0	5.0	16.1	0.0	0.0	0.0	0.0	

TABLE 9
SVE SYSTEM MONTHLY MONITORING - VMP SAMPLING DATA

Sample ID	Date	Initial Reading Time (24-Hour)	Vacuum/Pressure		Fixed Gases				Soil Vapor Concentrations				Comments
			Initial Reading (Inches of H_2O)	Stabilized Reading (Inches of H_2O)	CH_4 (%)	LEL (%)	CO_2 (%)	O_2 (%)	PID (ppmv)	THC (ppmv)	CH_4 (ppmv)	PHC (ppmv)	
VMP-32-20	10/24/2023	08:17	0.00	0.00	0.0	0	0.8	20.5	0.2	0.7	0.0	0.7	
VMP-32-20	11/21/2023	10:12	0.00	0.00	0.0	0	0.5	20.6	0.0	0.0	0.0	0.0	
VMP-32-20	12/21/2023	12:34	0.17	0.16	0.0	0	0.4	20.6	0.0	0.0	0.0	0.0	
VMP-32-20	1/18/2024	11:34	0.00	0.00	0.0	0	0.5	20.3	0.0	0.0	0.0	0.0	
VMP-32-20	2/28/2024	13:28	NM	NM	NM	NM	NM	NM	NM	NM	NM	NM	Vehicle parked on well vault. Could not access.
VMP-32-20	3/21/2024	14:30	NM	NM	NM	NM	NM	NM	NM	NM	NM	NM	Vehicle parked on well vault. Could not access.
VMP-32-20	4/24/2024	12:34	NM	NM	NM	NM	NM	NM	NM	NM	NM	NM	Vehicle parked on well vault. Could not access.
VMP-32-20	5/29/2024	10:32	0.00	0.00	0.0	0	0.6	20.2	0.0	0.0	0.0	0.0	
VMP-32-20	6/20/2024	10:27	0.00	0.00	0.0	0	1.1	19.9	0.0	0.0	0.0	0.0	
VMP-32-20	07/19/2024	08:32	0.00	0.00	0.0	0	0.6	20.1	0.0	0.0	0.0	0.0	
VMP-32-20	08/27/2024	12:14	0.00	0.00	0.0	0	1.5	19.2	0.0	0.0	0.0	0.0	
VMP-32-20	09/20/2024	08:42	0.00	0.00	0.0	0	1.4	19.8	0.0	0.0	0.0	0.0	
VMP-32-30	10/24/2023	08:18	0.00	0.00	0.0	0	0.8	20.4	0.0	0.0	0.0	0.0	
VMP-32-30	11/21/2023	10:13	0.00	0.00	0.0	0	0.3	20.7	0.0	0.0	0.0	0.0	
VMP-32-30	11/21/2023	10:13	NM	NM	0.0	0	0.3	20.8	0.0	0.0	0.0	0.0	Duplicate sample.
VMP-32-30	12/21/2023	12:35	0.17	0.16	0.0	0	0.3	20.6	0.0	0.0	0.0	0.0	
VMP-32-30	1/18/2024	11:35	0.00	0.00	0.0	0	0.4	20.4	0.0	0.0	0.0	0.0	
VMP-32-30	2/28/2024	13:28	NM	NM	NM	NM	NM	NM	NM	NM	NM	NM	Vehicle parked on well vault. Could not access.
VMP-32-30	3/21/2024	14:30	NM	NM	NM	NM	NM	NM	NM	NM	NM	NM	Vehicle parked on well vault. Could not access.
VMP-32-30	4/24/2024	12:35	NM	NM	NM	NM	NM	NM	NM	NM	NM	NM	Vehicle parked on well vault. Could not access.
VMP-32-30	5/29/2024	10:33	0.00	0.00	0.0	0	0.1	20.7	0.0	0.0	0.0	0.0	
VMP-32-30	6/20/2024	10:28	0.00	0.00	0.0	0	0.5	20.5	0.0	0.0	0.0	0.0	
VMP-32-30	07/19/2024	08:33	0.00	0.00	0.0	0	0.1	20.6	0.0	0.0	0.0	0.0	
VMP-32-30	08/27/2024	12:15	0.00	0.00	0.0	0	0.9	19.7	0.0	0.0	0.0	0.0	
VMP-32-30	09/20/2024	08:43	0.00	0.00	0.0	0	0.8	20.2	0.0	0.0	0.0	0.0	
VMP-33-10	10/24/2023	14:36	-0.39	-0.38	0.0	0	0.0	20.9	0.0	0.0	0.0	0.0	
VMP-33-10	11/20/2023	10:08	-0.44	-0.41	0.0	0	0.0	20.9	0.0	0.0	0.0	0.0	
VMP-33-10	12/20/2023	09:33	0.00	0.00	0.0	0	0.0	20.9	1.1	9.9	2.3	7.6	
VMP-33-10	12/20/2023	09:33	NM	NM	0.0	0	0.0	20.9	1.1	10.1	2.5	7.6	Duplicate sample.
VMP-33-10	1/23/2024	13:45	-0.46	-0.04	0.0	0	0.0	20.9	0.0	0.0	0.0	0.0	
VMP-33-10	2/27/2024	09:24	-0.11	-0.07	0.0	0	0.0	20.9	0.0	0.0	0.0	0.0	
VMP-33-10	3/20/2024	11:05	-0.46	-0.36	0.0	0	0.0	20.9	0.0	0.0	0.0	0.0	
VMP-33-10	4/22/2024	11:50	-0.22	-0.29	0.0	0	0.0	20.9	0.0	0.0	0.0	0.0	
VMP-33-10	5/29/2024	08:28	-0.38	-0.30	0.0	0	0.0	20.9	0.0	0.0	0.0	0.0	
VMP-33-10	6/19/2024	09:55	-0.10	0.00	0.0	0	0.0	20.6	0.0	0.0	0.0	0.0	
VMP-33-10	07/18/2024	11:03	-0.36	-0.33	0.0	0	0.1	20.7	0.0	0.0	0.0	0.0	
VMP-33-10	08/26/2024	09:21	-0.11	0.00	0.0	0	0.0	20.9	0.0	0.0	0.0	0.0	
VMP-33-10	09/19/2024	09:15	-0.21	-0.17	0.0	0	0.1	20.6	0.0	0.0	0.0	0.0	

TABLE 9
SVE SYSTEM MONTHLY MONITORING - VMP SAMPLING DATA

Sample ID	Date	Initial Reading Time (24-Hour)	Vacuum/Pressure		Fixed Gases				Soil Vapor Concentrations				Comments
			Initial Reading (Inches of H_2O)	Stabilized Reading (Inches of H_2O)	CH_4 (%)	LEL (%)	CO_2 (%)	O_2 (%)	PID (ppmv)	THC (ppmv)	CH_4 (ppmv)	PHC (ppmv)	
VMP-33-20	10/24/2023	14:37	-2.86	-2.66	0.0	0	0.1	20.8	0.0	0.0	0.0	0.0	
VMP-33-20	11/20/2023	10:09	-2.64	-2.61	0.0	0	0.0	20.8	0.0	0.0	0.0	0.0	
VMP-33-20	12/20/2023	09:34	0.00	0.00	0.0	0	0.0	20.9	1.3	12.4	2.3	10.1	
VMP-33-20	1/23/2024	13:46	-2.76	-2.65	0.0	0	0.0	20.9	0.0	0.0	0.0	0.0	
VMP-33-20	2/27/2024	09:25	-0.77	-0.59	0.0	0	0.0	20.9	0.0	0.0	0.0	0.0	
VMP-33-20	3/20/2024	11:06	-3.05	-2.66	0.0	0	0.0	20.9	0.0	0.0	0.0	0.0	
VMP-33-20	3/20/2024	11:06	NM	NM	0.0	0	0.0	20.9	0.0	0.0	0.0	0.0	Duplicate sample.
VMP-33-20	4/22/2024	11:51	-2.10	-1.96	0.0	0	0.0	20.9	0.0	0.0	0.0	0.0	
VMP-33-20	5/29/2024	08:29	-2.32	-2.05	0.0	0	0.0	20.8	0.0	0.0	0.0	0.0	
VMP-33-20	6/19/2024	09:56	-0.47	-0.38	0.0	0	0.1	20.5	0.0	0.0	0.0	0.0	
VMP-33-20	07/18/2024	11:04	-2.54	-2.15	0.0	0	0.1	20.7	0.0	0.0	0.0	0.0	
VMP-33-20	08/26/2024	09:22	-0.79	-0.66	0.0	0	0.2	20.7	0.0	0.0	0.0	0.0	
VMP-33-20	09/19/2024	09:16	-0.93	-0.79	0.0	0	0.2	20.4	0.0	0.0	0.0	0.0	
VMP-33-30	10/24/2023	14:38	-0.22	-0.20	0.0	0	0.0	20.9	0.0	0.0	0.0	0.0	
VMP-33-30	11/20/2023	10:10	-0.28	-0.24	0.0	0	0.0	20.9	0.0	0.0	0.0	0.0	
VMP-33-30	12/20/2023	09:35	0.00	0.00	0.0	0	0.0	20.9	1.2	17.8	4.9	12.9	
VMP-33-30	1/23/2024	13:47	-0.39	-0.53	0.0	0	0.0	20.9	0.0	0.0	0.0	0.0	
VMP-33-30	2/27/2024	09:26	-0.08	-0.06	0.0	0	0.0	20.9	0.0	0.0	0.0	0.0	
VMP-33-30	3/20/2024	11:07	-0.32	-0.25	0.0	0	0.0	20.9	0.0	0.0	0.0	0.0	
VMP-33-30	4/22/2024	11:52	0.00	-0.14	0.0	0	0.0	20.9	0.0	0.0	0.0	0.0	
VMP-33-30	5/29/2024	08:30	-0.17	-0.18	0.0	0	0.0	20.9	0.0	0.0	0.0	0.0	
VMP-33-30	5/29/2024	08:30	NM	NM	0.0	0	0.0	20.9	0.0	0.0	0.0	0.0	Duplicate sample.
VMP-33-30	6/19/2024	09:57	0.00	0.00	0.0	0	0.0	20.8	0.0	0.0	0.0	0.0	
VMP-33-30	07/18/2024	11:05	-0.22	-0.20	0.0	0	0.0	20.9	0.0	0.0	0.0	0.0	
VMP-33-30	08/26/2024	09:23	0.00	0.00	0.0	0	0.0	20.9	0.0	0.0	0.0	0.0	
VMP-33-30	09/19/2024	09:17	-0.12	0.00	0.0	0	0.0	20.7	0.0	0.0	0.0	0.0	
VMP-34-10	10/23/2023	14:15	0.00	0.00	0.0	0	0.4	20.3	0.0	0.0	0.0	0.0	
VMP-34-10	10/23/2023	14:15	NM	NM	0.0	0	0.4	20.4	0.0	0.0	0.0	0.0	Duplicate sample.
VMP-34-10	11/20/2023	10:34	-0.15	-0.12	0.0	0	0.3	20.5	0.0	0.0	0.0	0.0	
VMP-34-10	12/20/2023	10:01	-0.18	0.00	0.0	0	0.2	20.7	0.0	0.0	0.0	0.0	
VMP-34-10	1/23/2024	12:56	-0.26	-0.10	0.0	0	0.2	20.6	0.0	0.0	0.0	0.0	
VMP-34-10	2/27/2024	09:44	-0.03	0.00	0.0	0	0.2	20.7	0.0	0.0	0.0	0.0	
VMP-34-10	3/20/2024	11:35	-0.43	-0.32	0.0	0	0.1	20.5	0.0	0.0	0.0	0.0	
VMP-34-10	4/22/2024	12:10	0.15	0.00	0.0	0	0.2	20.5	0.0	0.0	0.0	0.0	
VMP-34-10	5/29/2024	08:57	0.00	-0.28	0.0	0	0.3	20.5	0.0	0.0	0.0	0.0	
VMP-34-10	6/19/2024	10:15	0.00	0.00	0.0	0	0.4	20.1	0.0	0.0	0.0	0.0	
VMP-34-10	07/18/2024	10:38	0.00	0.00	0.0	0	0.6	20.3	0.0	0.0	0.0	0.0	
VMP-34-10	08/26/2024	09:56	0.00	0.00	0.0	0	0.6	20.2	0.0	0.0	0.0	0.0	
VMP-34-10	09/19/2024	08:40	-0.25	-0.18	0.0	0	0.8	19.7	0.0	0.0	0.0	0.0	

TABLE 9
SVE SYSTEM MONTHLY MONITORING - VMP SAMPLING DATA

Sample ID	Date	Initial Reading Time (24-Hour)	Vacuum/Pressure		Fixed Gases				Soil Vapor Concentrations				Comments
			Initial Reading (Inches of H_2O)	Stabilized Reading (Inches of H_2O)	CH_4 (%)	LEL (%)	CO_2 (%)	O_2 (%)	PID (ppmv)	THC (ppmv)	CH_4 (ppmv)	PHC (ppmv)	
VMP-34-20	10/24/2023	14:02	-0.33	-0.34	0.0	0	1.2	20.0	0.0	0.0	0.0	0.0	
VMP-34-20	11/20/2023	10:35	-0.46	-0.28	0.0	0	1.1	20.0	0.0	0.0	0.0	0.0	
VMP-34-20	12/20/2023	10:02	-0.38	-0.18	0.0	0	1.0	20.2	0.0	0.0	0.0	0.0	
VMP-34-20	1/23/2024	12:57	-0.55	-0.64	0.0	0	0.8	20.3	0.0	0.0	0.0	0.0	
VMP-34-20	2/27/2024	09:45	0.07	0.10	0.0	0	0.6	20.5	0.0	0.0	0.0	0.0	
VMP-34-20	3/20/2024	11:36	-0.50	-0.92	0.0	0	0.5	20.3	0.0	0.0	0.0	0.0	
VMP-34-20	4/22/2024	12:11	0.00	0.00	0.0	0	0.4	20.4	0.0	0.0	0.0	0.0	
VMP-34-20	4/22/2024	12:11	NM	NM	0.0	0	0.4	20.4	0.0	0.0	0.0	0.0	Duplicate sample.
VMP-34-20	5/29/2024	08:58	-0.76	-0.86	0.0	0	0.5	20.3	0.0	0.0	0.0	0.0	
VMP-34-20	6/19/2024	10:16	-0.39	-0.26	0.0	0	0.6	20.0	NM	NM	NM	NM	
VMP-34-20	07/18/2024	10:39	-0.89	-0.84	0.0	0	0.8	20.1	0.0	0.0	0.0	0.0	
VMP-34-20	08/26/2024	09:57	-0.36	-0.24	0.0	0	1.0	19.8	0.0	0.0	0.0	0.0	
VMP-34-20	09/19/2024	08:41	-0.64	-0.58	0.0	0	1.3	19.3	0.0	0.0	0.0	0.0	
VMP-34-30	10/23/2023	14:17	0.00	0.00	0.0	0	2.5	17.2	0.0	0.0	0.0	0.0	
VMP-34-30	11/20/2023	10:36	-0.36	-0.33	0.0	0	3.1	16.3	0.0	0.0	0.0	0.0	
VMP-34-30	12/20/2023	10:03	-0.35	-0.19	0.0	0	2.9	17.1	0.0	0.0	0.0	0.0	
VMP-34-30	1/23/2024	12:58	-0.61	-0.46	0.0	0	3.8	15.9	0.0	0.0	0.0	0.0	
VMP-34-30	2/27/2024	09:46	-0.07	-0.05	0.0	0	3.8	16.2	0.0	0.0	0.0	0.0	
VMP-34-30	3/20/2024	11:37	-1.13	-1.11	0.0	0	3.1	17.2	0.0	0.0	0.0	0.0	
VMP-34-30	4/22/2024	12:12	0.00	0.00	0.0	0	3.1	17.3	0.0	0.0	0.0	0.0	
VMP-34-30	5/29/2024	08:59	-0.23	-0.90	0.0	0	2.5	17.7	0.0	0.0	0.0	0.0	
VMP-34-30	6/19/2024	10:17	-0.43	-0.34	0.0	0	2.9	16.5	0.0	0.0	0.0	0.0	
VMP-34-30	6/19/2024	10:17	NM	NM	0.0	0	2.8	16.6	0.0	0.0	0.0	0.0	Duplicate sample.
VMP-34-30	07/18/2024	10:40	-0.24	-0.99	0.0	0	2.7	16.6	0.0	5.4	5.4	0.0	
VMP-34-30	08/26/2024	09:58	-0.40	-0.30	0.0	0	3.1	15.9	0.0	0.0	0.0	0.0	
VMP-34-30	09/19/2024	08:42	-0.74	-0.69	0.0	0	3.4	15.4	0.0	0.0	0.0	0.0	
VMP-35-10	10/23/2023	13:48	-0.29	-0.30	0.0	0	0.0	20.8	0.0	0.0	0.0	0.0	
VMP-35-10	11/20/2023	11:11	-0.69	-0.52	0.0	0	0.0	20.9	0.0	0.0	0.0	0.0	
VMP-35-10	12/20/2023	10:10	-0.63	-0.46	0.0	0	0.0	20.9	0.0	0.0	0.0	0.0	
VMP-35-10	1/23/2024	12:33	-0.92	-0.78	0.0	0	0.1	20.3	2.1	4.1	0.0	4.1	
VMP-35-10	2/27/2024	09:57	-0.13	-0.10	0.0	0	0.0	20.9	0.0	0.0	0.0	0.0	
VMP-35-10	3/20/2024	11:45	-3.57	-0.88	0.0	0	0.0	20.9	0.0	0.0	0.0	0.0	
VMP-35-10	4/22/2024	12:35	-0.31	-0.39	0.0	0	0.0	20.9	0.0	0.0	0.0	0.0	
VMP-35-10	5/29/2024	09:16	-1.14	-0.78	0.0	0	0.0	20.9	0.0	0.0	0.0	0.0	
VMP-35-10	6/19/2024	10:41	-0.25	-0.23	0.0	0	0.0	20.8	0.0	0.0	0.0	0.0	
VMP-35-10	07/18/2024	10:13	-0.60	-0.94	0.0	0	0.1	20.9	0.0	0.0	0.0	0.0	
VMP-35-10	08/26/2024	10:20	-0.31	-0.33	0.0	0	0.0	20.9	0.0	0.0	0.0	0.0	
VMP-35-10	09/18/2024	13:30	-0.17	-0.18	0.0	0	0.0	20.7	0.0	0.0	0.0	0.0	

TABLE 9
SVE SYSTEM MONTHLY MONITORING - VMP SAMPLING DATA

Sample ID	Date	Initial Reading Time (24-Hour)	Vacuum/Pressure		Fixed Gases				Soil Vapor Concentrations				Comments
			Initial Reading (Inches of H_2O)	Stabilized Reading (Inches of H_2O)	CH_4 (%)	LEL (%)	CO_2 (%)	O_2 (%)	PID (ppmv)	THC (ppmv)	CH_4 (ppmv)	PHC (ppmv)	
VMP-35-20	10/23/2023	13:49	-0.17	-0.16	0.0	0	0.0	20.8	0.0	0.0	0.0	0.0	
VMP-35-20	10/23/2023	13:49	NM	NM	0.0	0	0.0	20.8	0.0	0.0	0.0	0.0	Duplicate sample.
VMP-35-20	11/20/2023	11:12	-0.60	-0.43	0.0	0	0.0	20.9	0.0	0.0	0.0	0.0	
VMP-35-20	12/20/2023	10:11	-0.44	-0.31	0.0	0	0.0	20.9	0.0	0.0	0.0	0.0	
VMP-35-20	1/23/2024	12:34	-0.96	-0.81	0.0	0	0.5	20.5	0.0	0.0	0.0	0.0	
VMP-35-20	2/27/2024	09:58	-0.09	-0.05	0.0	0	0.0	20.9	0.0	0.0	0.0	0.0	
VMP-35-20	3/20/2024	11:46	-0.68	-0.58	0.0	0	0.0	20.9	0.0	0.0	0.0	0.0	
VMP-35-20	4/22/2024	12:36	-0.15	-0.27	0.0	0	0.0	20.8	0.0	0.0	0.0	0.0	
VMP-35-20	5/29/2024	09:17	-0.82	-0.69	0.0	0	0.0	20.9	0.0	0.0	0.0	0.0	
VMP-35-20	6/19/2024	10:42	-0.14	-0.12	0.0	0	0.0	20.7	0.0	0.0	0.0	0.0	
VMP-35-20	07/18/2024	10:14	-0.73	-0.64	0.0	0	0.0	20.8	0.0	3.0	3.0	0.0	
VMP-35-20	08/26/2024	10:21	0.00	-0.19	0.0	0	0.0	20.9	0.0	0.0	0.0	0.0	
VMP-35-20	09/18/2024	13:31	NM	NM	0.0	0	0.0	20.7	0.0	0.0	0.0	0.0	Duplicate sample.
VMP-35-20	09/18/2024	13:31	-0.09	-0.09	0.0	0	0.0	20.8	0.0	0.0	0.0	0.0	
VMP-35-30	10/23/2023	13:50	-0.15	-0.11	0.0	0	0.0	20.8	0.0	0.0	0.0	0.0	
VMP-35-30	11/20/2023	11:13	-0.63	-0.44	0.0	0	0.0	20.9	0.0	0.0	0.0	0.0	
VMP-35-30	12/20/2023	10:12	-0.39	-0.29	0.0	0	0.0	20.9	0.0	0.0	0.0	0.0	
VMP-35-30	1/23/2024	12:35	-0.88	-0.86	0.0	0	0.0	19.6	0.0	4.9	4.9	0.0	
VMP-35-30	2/27/2024	09:59	-0.06	-0.05	0.0	0	0.0	20.9	0.0	0.0	0.0	0.0	
VMP-35-30	2/27/2024	09:59	NM	NM	0.0	0	0.0	20.9	0.0	0.0	0.0	0.0	Duplicate sample.
VMP-35-30	3/20/2024	11:47	-0.55	-0.53	0.0	0	0.0	20.5	0.0	0.0	0.0	0.0	
VMP-35-30	4/22/2024	12:37	0.00	-0.19	0.0	0	0.0	20.7	0.0	0.0	0.0	0.0	
VMP-35-30	4/22/2024	12:37	NM	NM	0.0	0	0.0	20.7	0.0	0.0	0.0	0.0	Duplicate sample.
VMP-35-30	5/29/2024	09:18	-0.97	-0.68	0.0	0	0.0	20.9	0.0	0.0	0.0	0.0	
VMP-35-30	6/19/2024	10:43	-0.10	-0.09	0.0	0	0.0	20.7	0.0	0.0	0.0	0.0	
VMP-35-30	07/18/2024	10:15	-0.64	-0.57	0.0	0	0.0	20.9	0.0	0.0	0.0	0.0	
VMP-35-30	08/26/2024	10:22	-0.13	-0.17	0.0	0	0.0	20.9	0.0	0.0	0.0	0.0	
VMP-35-30	09/18/2024	13:32	0.00	0.00	0.0	0	0.0	20.7	0.0	0.0	0.0	0.0	
VMP-36-10	10/23/2023	11:58	0.00	0.00	0.0	0	0.0	20.9	0.0	0.0	0.0	0.0	
VMP-36-10	11/20/2023	11:37	0.00	0.00	0.0	0	0.0	20.9	0.0	0.0	0.0	0.0	
VMP-36-10	12/20/2023	10:23	0.00	0.00	0.0	0	0.0	20.9	0.0	0.0	0.0	0.0	
VMP-36-10	1/23/2024	11:25	-0.23	-0.12	0.0	0	0.0	20.9	0.0	0.0	0.0	0.0	
VMP-36-10	2/27/2024	10:15	0.00	0.00	0.0	0	0.0	20.9	0.0	0.0	0.0	0.0	
VMP-36-10	3/20/2024	10:20	-0.10	0.00	0.0	0	0.0	20.9	0.0	0.0	0.0	0.0	
VMP-36-10	4/22/2024	12:55	0.00	0.00	0.0	0	0.0	20.7	0.0	0.0	0.0	0.0	
VMP-36-10	5/29/2024	09:27	0.00	0.00	0.0	0	0.0	20.9	0.0	0.0	0.0	0.0	
VMP-36-10	6/19/2024	14:00	0.00	0.00	0.0	0	0.0	20.9	0.0	0.0	0.0	0.0	
VMP-36-10	07/18/2024	10:00	0.00	0.00	0.0	0	0.0	20.9	0.0	0.0	0.0	0.0	
VMP-36-10	08/26/2024	10:36	0.00	0.00	0.0	0	0.0	20.9	0.0	0.0	0.0	0.0	
VMP-36-10	09/18/2024	13:15	0.00	0.00	0.0	0	0.0	20.7	0.0	0.0	0.0	0.0	

TABLE 9
SVE SYSTEM MONTHLY MONITORING - VMP SAMPLING DATA

Sample ID	Date	Initial Reading Time (24-Hour)	Vacuum/Pressure		Fixed Gases				Soil Vapor Concentrations				Comments
			Initial Reading (Inches of H_2O)	Stabilized Reading (Inches of H_2O)	CH_4 (%)	LEL (%)	CO_2 (%)	O_2 (%)	PID (ppmv)	THC (ppmv)	CH_4 (ppmv)	PHC (ppmv)	
VMP-36-20	10/23/2023	11:59	0.00	0.00	0.0	0	0.0	20.9	0.0	0.0	0.0	0.0	
VMP-36-20	11/20/2023	11:38	0.00	0.00	0.0	0	0.0	20.9	0.0	0.0	0.0	0.0	
VMP-36-20	12/20/2023	10:24	0.00	0.00	0.0	0	0.0	20.9	0.0	0.0	0.0	0.0	
VMP-36-20	12/20/2023	10:24	NM	NM	0.0	0	0.0	20.9	0.0	0.0	0.0	0.0	Duplicate sample.
VMP-36-20	1/23/2024	11:26	-0.25	-0.17	0.0	0	0.0	20.9	0.0	0.0	0.0	0.0	
VMP-36-20	1/23/2024	11:26	NM	NM	0.0	0	0.0	20.9	0.0	0.0	0.0	0.0	Duplicate sample.
VMP-36-20	2/27/2024	10:16	0.00	0.00	0.0	0	0.0	20.9	0.0	0.0	0.0	0.0	
VMP-36-20	3/20/2024	10:21	-0.19	-0.16	0.0	0	0.0	20.9	0.0	0.0	0.0	0.0	
VMP-36-20	4/22/2024	12:56	0.12	0.00	0.0	0	0.0	20.7	0.0	0.0	0.0	0.0	
VMP-36-20	4/22/2024	12:56	NM	NM	0.0	0	0.0	20.8	0.0	0.0	0.0	0.0	Duplicate sample.
VMP-36-20	5/29/2024	09:28	0.00	-0.11	0.0	0	0.0	20.9	0.0	0.0	0.0	0.0	
VMP-36-20	6/19/2024	14:01	0.00	0.00	0.0	0	0.0	20.7	0.0	0.0	0.0	0.0	
VMP-36-20	07/18/2024	10:01	-0.18	-0.12	0.0	0	0.0	20.9	0.0	0.0	0.0	0.0	
VMP-36-20	07/18/2024	10:01	NM	NM	0.0	0	0.0	20.9	0.0	0.0	0.0	0.0	Duplicate sample.
VMP-36-20	08/26/2024	10:37	0.00	0.00	0.0	0	0.0	20.9	0.0	0.0	0.0	0.0	
VMP-36-20	09/18/2024	13:16	0.00	0.00	0.0	0	0.1	20.3	0.0	0.0	0.0	0.0	
VMP-36-30	10/23/2023	00:00	NM	NM	NM	NM	NM	NM	NM	NM	NM	NM	Not sampled due to port integrity.
VMP-36-30	11/20/2023	00:00	NM	NM	NM	NM	NM	NM	NM	NM	NM	NM	Not sampled due to port integrity.
VMP-36-30	12/20/2023	00:00	NM	NM	NM	NM	NM	NM	NM	NM	NM	NM	Not sampled due to port integrity.
VMP-36-30	1/23/2024	00:00	NM	NM	NM	NM	NM	NM	NM	NM	NM	NM	Not sampled due to port integrity.
VMP-36-30	2/27/2024	00:00	NM	NM	NM	NM	NM	NM	NM	NM	NM	NM	Not sampled due to port integrity.
VMP-36-30	3/20/2024	00:00	NM	NM	NM	NM	NM	NM	NM	NM	NM	NM	Not sampled due to port integrity.
VMP-36-30	4/22/2024	00:00	NM	NM	NM	NM	NM	NM	NM	NM	NM	NM	Not sampled due to port integrity.
VMP-36-30	5/29/2024	00:00	NM	NM	NM	NM	NM	NM	NM	NM	NM	NM	Not sampled due to port integrity.
VMP-36-30	6/19/2024	00:00	NM	NM	NM	NM	NM	NM	NM	NM	NM	NM	Not sampled due to port integrity.
VMP-36-30	07/18/2024	00:00	NM	NM	NM	NM	NM	NM	NM	NM	NM	NM	Not sampled due to port integrity.
VMP-36-30	08/26/2024	00:00	NM	NM	NM	NM	NM	NM	NM	NM	NM	NM	Not sampled due to port integrity.
VMP-36-30	09/18/2024	00:00	NM	NM	NM	NM	NM	NM	NM	NM	NM	NM	Not sampled due to port integrity.
VMP-37-10	10/23/2023	11:38	0.00	0.00	0.0	0	7.5	10.3	0.0	0.0	0.0	0.0	
VMP-37-10	11/20/2023	11:40	0.00	0.00	0.0	0	10.7	6.9	0.0	0.0	0.0	0.0	
VMP-37-10	12/20/2023	11:17	0.00	0.00	0.0	0	5.2	12.8	0.0	0.0	0.0	0.0	
VMP-37-10	1/23/2024	11:03	-0.45	0.00	0.0	0	8.7	5.8	0.0	0.0	0.0	0.0	
VMP-37-10	2/27/2024	10:25	0.10	0.00	0.0	0	9.4	5.7	0.0	0.0	0.0	0.0	
VMP-37-10	3/20/2024	09:45	-0.40	-0.33	0.0	0	1.1	19.6	0.0	0.0	0.0	0.0	
VMP-37-10	4/23/2024	10:00	-0.13	0.00	0.0	0	6.8	10.8	0.0	0.0	0.0	0.0	
VMP-37-10	5/29/2024	09:34	-0.12	0.00	0.0	0	1.7	18.7	0.0	0.0	0.0	0.0	
VMP-37-10	6/19/2024	13:50	0.00	0.00	0.0	0	5.7	11.2	0.0	0.0	0.0	0.0	
VMP-37-10	07/18/2024	09:15	-0.25	-0.24	0.0	0	0.9	19.7	0.0	0.0	0.0	0.0	
VMP-37-10	08/26/2024	10:51	0.00	0.00	0.0	0	9.2	8.7	0.0	0.0	0.0	0.0	
VMP-37-10	09/18/2024	13:00	0.00	0.00	0.0	0	10.9	7.5	0.0	0.0	0.0	0.0	

TABLE 9
SVE SYSTEM MONTHLY MONITORING - VMP SAMPLING DATA

Sample ID	Date	Initial Reading Time (24-Hour)	Vacuum/Pressure		Fixed Gases				Soil Vapor Concentrations				Comments
			Initial Reading (Inches of H_2O)	Stabilized Reading (Inches of H_2O)	CH_4 (%)	LEL (%)	CO_2 (%)	O_2 (%)	PID (ppmv)	THC (ppmv)	CH_4 (ppmv)	PHC (ppmv)	
VMP-37-20	10/23/2023	11:39	0.00	0.00	0.0	0	8.3	10.6	0.0	0.0	0.0	0.0	
VMP-37-20	11/20/2023	11:41	0.00	0.00	0.0	0	9.5	9.6	0.0	0.0	0.0	0.0	
VMP-37-20	12/20/2023	11:18	0.00	0.00	0.0	0	8.7	10.0	0.0	0.0	0.0	0.0	
VMP-37-20	1/23/2024	11:04	-0.52	-0.28	0.0	0	7.9	10.1	0.0	0.0	0.0	0.0	
VMP-37-20	2/27/2024	10:24	0.00	0.00	0.0	0	6.5	11.8	0.0	0.0	0.0	0.0	
VMP-37-20	3/20/2024	09:46	-0.45	-0.37	0.0	0	4.0	16.0	0.0	0.0	0.0	0.0	
VMP-37-20	4/23/2024	10:01	-0.17	-0.10	0.0	0	5.9	14.2	0.0	0.0	0.0	0.0	
VMP-37-20	4/23/2024	10:01	NM	NM	0.0	0	5.8	14.0	0.0	0.0	0.0	0.0	Duplicate sample.
VMP-37-20	5/29/2024	09:35	0.00	-0.21	0.0	0	4.9	14.6	1.0	3.7	0.0	3.7	
VMP-37-20	6/19/2024	13:51	0.00	0.00	0.0	0	7.1	11.0	0.0	0.0	0.0	0.0	
VMP-37-20	07/18/2024	09:16	-0.41	-0.16	0.0	0	5.5	13.4	0.0	0.0	0.0	0.0	
VMP-37-20	08/26/2024	10:52	0.00	0.00	0.0	0	11.1	7.3	0.0	0.0	0.0	0.0	
VMP-37-20	09/18/2024	13:01	0.00	0.00	0.0	0	11.8	6.8	0.0	0.0	0.0	0.0	
VMP-37-30	10/23/2023	11:40	0.00	0.00	0.0	0	7.6	9.2	0.0	0.0	0.0	0.0	
VMP-37-30	11/20/2023	11:42	0.00	0.00	0.0	0	8.5	8.4	0.0	0.0	0.0	0.0	
VMP-37-30	12/20/2023	11:19	-0.30	-0.23	0.0	0	8.7	8.4	0.0	0.0	0.0	0.0	
VMP-37-30	1/23/2024	11:05	-0.94	-0.86	0.0	0	8.7	8.2	0.0	0.0	0.0	0.0	
VMP-37-30	2/27/2024	10:25	-0.04	0.00	0.0	0	8.8	8.9	0.0	0.0	0.0	0.0	
VMP-37-30	3/20/2024	09:47	-1.28	-1.21	0.0	0	6.6	13.4	0.0	0.0	0.0	0.0	
VMP-37-30	4/23/2024	10:02	-0.41	-0.30	0.0	0	5.9	14.3	0.0	0.0	0.0	0.0	
VMP-37-30	5/29/2024	09:36	0.00	0.00	0.0	0	6.0	12.3	0.0	0.0	0.0	0.0	
VMP-37-30	6/19/2024	13:52	0.00	0.00	0.0	0	6.7	11.1	0.0	0.0	0.0	0.0	
VMP-37-30	07/18/2024	09:17	-0.16	-1.01	0.0	0	6.0	12.1	0.0	0.0	0.0	0.0	
VMP-37-30	08/26/2024	10:53	NM	NM	0.0	0	6.5	11.1	0.0	0.0	0.0	0.0	Duplicate sample.
VMP-37-30	08/26/2024	10:53	0.00	0.00	0.0	0	6.4	11.2	0.0	0.0	0.0	0.0	
VMP-37-30	09/18/2024	13:02	0.00	0.00	0.0	0	7.1	10.1	0.0	0.0	0.0	0.0	
VMP-38-10	10/23/2023	11:21	0.00	0.00	0.0	0	3.9	16.3	0.0	0.0	0.0	0.0	
VMP-38-10	11/20/2023	12:29	0.00	0.00	0.0	0	5.1	14.5	0.0	0.0	0.0	0.0	
VMP-38-10	11/20/2023	12:29	NM	NM	0.0	0	5.2	14.4	0.0	0.0	0.0	0.0	Duplicate sample.
VMP-38-10	12/20/2023	11:28	0.00	0.00	0.0	0	3.0	17.5	0.0	0.0	0.0	0.0	
VMP-38-10	1/23/2024	10:44	NM	NM	NM	NM	NM	NM	NM	NM	NM	NM	Screen submerged.
VMP-38-10	2/27/2024	11:11	-3.04	0.00	0.0	0	4.2	16.0	0.0	0.0	0.0	0.0	
VMP-38-10	3/20/2024	09:30	-0.95	-0.59	0.0	0	0.3	20.7	3.6	1.0	0.0	1.0	
VMP-38-10	4/23/2024	09:45	0.00	0.00	0.0	0	1.1	18.5	0.0	0.0	0.0	0.0	
VMP-38-10	5/29/2024	10:06	0.00	0.00	0.0	0	2.4	16.1	0.0	0.0	0.0	0.0	
VMP-38-10	5/29/2024	10:06	NM	NM	0.0	0	2.4	16.0	0.0	0.0	0.0	0.0	Duplicate sample.
VMP-38-10	6/19/2024	13:40	0.00	0.00	0.0	0	3.6	15.2	0.0	0.0	0.0	0.0	
VMP-38-10	07/18/2024	09:05	-0.39	0.00	0.0	0	1.9	17.3	0.0	0.0	0.0	0.0	
VMP-38-10	08/26/2024	12:01	0.00	0.00	0.0	0	4.2	14.6	0.0	0.0	0.0	0.0	
VMP-38-10	09/18/2024	12:45	0.00	0.00	0.0	0	4.8	14.1	0.0	0.0	0.0	0.0	

TABLE 9
SVE SYSTEM MONTHLY MONITORING - VMP SAMPLING DATA

Sample ID	Date	Initial Reading Time (24-Hour)	Vacuum/Pressure		Fixed Gases				Soil Vapor Concentrations				Comments
			Initial Reading (Inches of H_2O)	Stabilized Reading (Inches of H_2O)	CH_4 (%)	LEL (%)	CO_2 (%)	O_2 (%)	PID (ppmv)	THC (ppmv)	CH_4 (ppmv)	PHC (ppmv)	
VMP-38-20	10/23/2023	00:00	NM	NM	NM	NM	NM	NM	NM	NM	NM	NM	Not sampled due to port integrity.
VMP-38-20	11/20/2023	00:00	NM	NM	NM	NM	NM	NM	NM	NM	NM	NM	Not sampled due to port integrity.
VMP-38-20	12/20/2023	00:00	NM	NM	NM	NM	NM	NM	NM	NM	NM	NM	Not sampled due to port integrity.
VMP-38-20	1/23/2024	00:00	NM	NM	NM	NM	NM	NM	NM	NM	NM	NM	Not sampled due to port integrity.
VMP-38-20	2/27/2024	00:00	NM	NM	NM	NM	NM	NM	NM	NM	NM	NM	Not sampled due to port integrity.
VMP-38-20	3/20/2024	00:00	NM	NM	NM	NM	NM	NM	NM	NM	NM	NM	Not sampled due to port integrity.
VMP-38-20	4/23/2024	00:00	NM	NM	NM	NM	NM	NM	NM	NM	NM	NM	Not sampled due to port integrity.
VMP-38-20	5/29/2024	00:00	NM	NM	NM	NM	NM	NM	NM	NM	NM	NM	Not sampled due to port integrity.
VMP-38-20	6/19/2024	00:00	NM	NM	NM	NM	NM	NM	NM	NM	NM	NM	Not sampled due to port integrity.
VMP-38-20	07/18/2024	00:00	NM	NM	NM	NM	NM	NM	NM	NM	NM	NM	Not sampled due to port integrity.
VMP-38-20	08/26/2024	00:00	NM	NM	NM	NM	NM	NM	NM	NM	NM	NM	Not sampled due to port integrity.
VMP-38-20	09/18/2024	00:00	NM	NM	NM	NM	NM	NM	NM	NM	NM	NM	Not sampled due to port integrity.
VMP-38-27	10/23/2023	11:23	0.00	0.13	0.0	0	5.7	13.1	0.0	0.0	0.0	0.0	
VMP-38-27	11/20/2023	12:30	0.12	0.07	0.0	0	6.1	13.3	0.0	0.0	0.0	0.0	
VMP-38-27	12/20/2023	11:29	0.12	0.00	0.0	0	6.3	13.0	0.0	0.0	0.0	0.0	
VMP-38-27	1/23/2024	10:45	-0.62	0.00	0.0	0	5.4	14.1	0.0	0.0	0.0	0.0	
VMP-38-27	2/27/2024	11:13	0.09	0.00	0.0	0	5.1	15.4	0.0	0.0	0.0	0.0	
VMP-38-27	3/20/2024	09:31	-3.69	-3.48	0.0	0	0.9	20.6	0.0	0.0	0.0	0.0	
VMP-38-27	3/20/2024	09:31	NM	NM	0.0	0	1.0	20.6	0.0	0.0	0.0	0.0	Duplicate sample.
VMP-38-27	4/23/2024	09:47	-0.09	0.00	0.0	0	0.9	20.0	0.0	0.0	0.0	0.0	
VMP-38-27	5/29/2024	10:07	0.00	0.00	0.0	0	1.1	18.3	0.0	0.0	0.0	0.0	
VMP-38-27	6/19/2024	13:42	0.00	0.00	0.0	0	1.3	17.6	0.0	0.0	0.0	0.0	
VMP-38-27	07/18/2024	09:06	-0.32	-0.33	0.0	0	1.7	16.5	0.0	0.0	0.0	0.0	
VMP-38-27	08/26/2024	12:03	0.13	0.13	0.0	0	2.7	15.6	0.0	0.0	0.0	0.0	
VMP-38-27	09/18/2024	12:47	0.00	0.18	0.0	0	3.3	14.6	0.0	0.0	0.0	0.0	
VMP-39-10	10/23/2023	11:00	0.00	0.00	0.0	0	1.7	18.6	0.0	0.0	0.0	0.0	
VMP-39-10	11/20/2023	12:39	0.00	0.00	0.0	0	4.9	14.7	0.0	0.0	0.0	0.0	
VMP-39-10	12/20/2023	11:36	0.00	0.00	0.0	0	2.3	18.1	0.0	0.0	0.0	0.0	
VMP-39-10	1/23/2024	10:22	0.00	0.00	0.0	0	1.9	17.8	0.0	0.0	0.0	0.0	
VMP-39-10	2/27/2024	11:21	0.00	0.00	0.0	0	3.5	16.5	0.0	0.0	0.0	0.0	
VMP-39-10	3/20/2024	09:15	-0.34	-0.31	0.0	0	0.0	20.9	0.0	0.0	0.0	0.0	
VMP-39-10	4/23/2024	09:30	0.00	0.00	0.0	0	1.3	19.2	0.0	0.0	0.0	0.0	
VMP-39-10	5/29/2024	10:17	0.00	0.00	0.0	0	0.1	20.8	0.0	0.0	0.0	0.0	
VMP-39-10	6/19/2024	13:30	0.09	0.00	0.0	0	0.6	20.2	0.0	0.0	0.0	0.0	
VMP-39-10	07/18/2024	08:42	-0.36	-0.17	0.0	0	0.1	20.9	0.0	0.0	0.0	0.0	
VMP-39-10	08/26/2024	12:19	0.00	0.00	0.0	0	3.3	15.9	0.0	0.0	0.0	0.0	
VMP-39-10	09/18/2024	12:20	0.00	0.00	0.0	0	0.8	19.9	0.0	0.0	0.0	0.0	

TABLE 9
SVE SYSTEM MONTHLY MONITORING - VMP SAMPLING DATA

Sample ID	Date	Initial Reading Time (24-Hour)	Vacuum/Pressure		Fixed Gases				Soil Vapor Concentrations				Comments
			Initial Reading (Inches of H_2O)	Stabilized Reading (Inches of H_2O)	CH_4 (%)	LEL (%)	CO_2 (%)	O_2 (%)	PID (ppmv)	THC (ppmv)	CH_4 (ppmv)	PHC (ppmv)	
VMP-39-20	10/23/2023	11:01	0.00	0.00	0.0	0	0.0	20.9	0.0	0.0	0.0	0.0	
VMP-39-20	11/20/2023	12:40	0.00	0.00	0.0	0	3.5	15.8	0.0	0.0	0.0	0.0	
VMP-39-20	12/20/2023	11:37	-2.12	0.00	0.0	0	0.8	19.5	0.0	0.0	0.0	0.0	
VMP-39-20	1/23/2024	10:23	0.00	0.00	0.0	0	2.1	17.6	0.0	0.0	0.0	0.0	
VMP-39-20	2/27/2024	11:22	0.00	0.00	0.0	0	3.2	16.6	0.0	0.0	0.0	0.0	
VMP-39-20	2/27/2024	11:22	NM	NM	0.0	0	3.1	16.8	0.0	0.0	0.0	0.0	Duplicate sample.
VMP-39-20	3/20/2024	09:16	-0.17	-0.12	0.0	0	0.0	20.9	0.0	0.0	0.0	0.0	
VMP-39-20	4/23/2024	09:31	0.00	0.00	0.0	0	1.2	19.5	0.0	0.0	0.0	0.0	
VMP-39-20	5/29/2024	10:18	0.00	0.00	0.0	0	0.0	20.9	0.0	0.0	0.0	0.0	
VMP-39-20	6/19/2024	13:31	0.10	0.00	0.0	0	0.2	20.6	0.0	0.0	0.0	0.0	
VMP-39-20	07/18/2024	08:43	0.00	0.00	0.0	0	0.0	20.9	0.0	0.0	0.0	0.0	
VMP-39-20	08/26/2024	12:20	0.00	0.00	0.0	0	3.0	15.3	0.0	0.0	0.0	0.0	
VMP-39-20	09/18/2024	12:22	0.00	0.00	0.0	0	0.2	20.4	0.0	0.0	0.0	0.0	
VMP-39-30	10/23/2023	11:02	0.00	0.00	0.0	0	0.1	20.4	0.0	0.0	0.0	0.0	
VMP-39-30	11/20/2023	12:41	0.00	0.00	0.0	0	3.2	16.3	0.0	0.0	0.0	0.0	
VMP-39-30	12/20/2023	11:38	0.00	0.00	0.0	0	0.5	19.8	0.0	0.0	0.0	0.0	
VMP-39-30	1/23/2024	10:24	0.00	0.00	0.0	0	3.2	16.4	0.0	0.0	0.0	0.0	
VMP-39-30	2/27/2024	11:23	0.00	0.00	0.0	0	3.1	16.7	0.0	0.0	0.0	0.0	
VMP-39-30	3/20/2024	09:17	-0.16	-0.13	0.0	0	0.0	20.9	0.0	0.0	0.0	0.0	
VMP-39-30	4/23/2024	09:32	0.00	0.00	0.0	0	1.0	19.7	0.0	0.0	0.0	0.0	
VMP-39-30	5/29/2024	10:19	0.00	0.00	0.0	0	0.0	20.9	0.0	0.0	0.0	0.0	
VMP-39-30	6/19/2024	13:32	0.11	0.00	0.0	0	0.0	20.9	0.0	0.0	0.0	0.0	
VMP-39-30	07/18/2024	08:44	0.00	0.00	0.0	0	0.0	20.9	0.0	0.0	0.0	0.0	
VMP-39-30	07/18/2024	08:44	NM	NM	0.0	0	0.0	20.9	0.0	0.0	0.0	0.0	Duplicate sample.
VMP-39-30	08/26/2024	12:21	0.00	0.00	0.0	0	2.9	15.4	0.0	0.0	0.0	0.0	
VMP-39-30	09/18/2024	12:22	0.00	0.00	0.0	0	0.0	20.8	0.0	0.0	0.0	0.0	
VMP-39-30	09/18/2024	12:22	NM	NM	0.0	0	0.0	20.8	0.0	0.0	0.0	0.0	Duplicate sample.
VMP-41-10	10/24/2023	08:50	0.00	0.00	0.0	0	1.6	19.2	0.0	0.0	0.0	0.0	
VMP-41-10	11/20/2023	13:40	0.00	-0.09	0.0	0	1.3	19.4	0.0	0.0	0.0	0.0	
VMP-41-10	12/21/2023	08:06	0.00	0.00	0.0	0	1.0	19.6	0.0	0.0	0.0	0.0	
VMP-41-10	1/18/2024	11:15	0.00	0.00	0.0	0	1.0	19.4	0.0	0.0	0.0	0.0	
VMP-41-10	2/27/2024	09:30	0.00	0.00	0.0	0	1.0	19.7	0.0	0.0	0.0	0.0	
VMP-41-10	3/20/2024	13:02	0.00	0.00	0.0	0	1.0	20.0	0.0	0.0	0.0	0.0	
VMP-41-10	4/22/2024	10:20	0.00	-0.12	0.0	0	0.9	20.0	0.0	0.0	0.0	0.0	
VMP-41-10	5/28/2024	09:25	0.00	0.00	0.0	0	1.5	19.2	0.0	0.0	0.0	0.0	SVE system offline 5/26/24 and restarted 10:25 am 5/28/24.
VMP-41-10	6/19/2024	09:00	-0.32	-0.33	0.0	0	0.3	20.8	0.0	0.0	0.0	0.0	
VMP-41-10	07/18/2024	08:30	-0.85	-0.66	0.0	0	0.4	20.7	0.0	0.0	0.0	0.0	
VMP-41-10	08/26/2024	08:55	0.00	0.00	0.0	0	0.3	20.6	0.0	0.0	0.0	0.0	
VMP-41-10	09/18/2024	11:26	-0.25	-0.29	0.0	0	0.8	20.8	0.0	0.0	0.0	0.0	

TABLE 9
SVE SYSTEM MONTHLY MONITORING - VMP SAMPLING DATA

Sample ID	Date	Initial Reading Time (24-Hour)	Vacuum/Pressure		Fixed Gases				Soil Vapor Concentrations				Comments
			Initial Reading (Inches of H_2O)	Stabilized Reading (Inches of H_2O)	CH_4 (%)	LEL (%)	CO_2 (%)	O_2 (%)	PID (ppmv)	THC (ppmv)	CH_4 (ppmv)	PHC (ppmv)	
VMP-41-20	10/24/2023	08:51	0.00	0.00	0.0	0	2.1	18.6	0.0	0.0	0.0	0.0	
VMP-41-20	11/20/2023	13:41	0.00	-0.11	0.0	0	1.9	18.6	0.0	0.0	0.0	0.0	
VMP-41-20	12/21/2023	08:07	0.00	0.00	0.0	0	1.7	18.8	0.0	0.0	0.0	0.0	
VMP-41-20	1/18/2024	11:16	0.00	0.00	0.0	0	1.6	18.7	0.0	0.0	0.0	0.0	
VMP-41-20	2/27/2024	09:31	0.00	0.00	0.0	0	1.4	19.2	0.0	0.0	0.0	0.0	
VMP-41-20	3/20/2024	13:03	0.00	0.00	0.0	0	1.3	19.6	0.0	0.0	0.0	0.0	
VMP-41-20	4/22/2024	10:21	0.00	0.00	0.0	0	1.2	19.7	0.0	0.0	0.0	0.0	
VMP-41-20	5/28/2024	09:26	-0.09	-0.17	0.0	0	1.4	19.1	0.0	0.0	0.0	0.0	SVE system offline 5/26/24 and restarted 10:25 am 5/28/24.
VMP-41-20	6/19/2024	09:01	-0.44	-0.57	0.0	0	0.4	20.9	0.0	0.0	0.0	0.0	
VMP-41-20	07/18/2024	08:31	-0.98	-0.79	0.0	0	0.3	20.6	0.0	0.0	0.0	0.0	
VMP-41-20	08/26/2024	08:56	0.00	0.00	0.0	0	0.5	20.6	0.0	0.0	0.0	0.0	
VMP-41-20	09/18/2024	11:27	-0.41	-0.47	0.0	0	0.1	20.8	0.0	0.0	0.0	0.0	
VMP-41-26	10/24/2023	08:52	0.00	0.00	0.0	0	2.6	17.8	0.0	0.0	0.0	0.0	
VMP-41-26	11/20/2023	13:42	0.00	-0.10	0.0	0	2.6	17.4	0.0	0.0	0.0	0.0	
VMP-41-26	12/21/2023	08:08	0.00	0.00	0.0	0	2.4	17.5	0.0	0.0	0.0	0.0	
VMP-41-26	12/21/2023	08:08	NM	NM	0.0	0	2.4	17.6	0.0	0.0	0.0	0.0	Duplicate sample.
VMP-41-26	1/18/2024	11:17	0.00	0.00	0.0	0	2.4	17.6	0.0	0.0	0.0	0.0	
VMP-41-26	2/27/2024	09:32	0.00	0.00	0.0	0	2.1	18.4	0.0	0.0	0.0	0.0	
VMP-41-26	3/20/2024	13:04	0.00	0.00	0.0	0	1.9	19.1	0.0	0.0	0.0	0.0	
VMP-41-26	4/22/2024	10:22	0.00	0.00	0.0	0	1.7	19.2	0.0	0.0	0.0	0.0	
VMP-41-26	5/28/2024	09:27	0.00	0.00	0.0	0	1.6	18.7	0.0	0.0	0.0	0.0	SVE system offline 5/26/24 and restarted 10:25 am 5/28/24.
VMP-41-26	6/19/2024	09:02	-0.50	-0.65	0.0	0	1.0	20.6	0.0	0.0	0.0	0.0	
VMP-41-26	07/18/2024	08:32	-1.04	-0.86	0.0	0	0.4	20.5	0.0	0.0	0.0	0.0	
VMP-41-26	07/18/2024	08:32	NM	NM	0.0	0	0.4	20.5	0.0	0.0	0.0	0.0	Duplicate sample.
VMP-41-26	08/26/2024	08:57	0.00	0.00	0.0	0	0.7	20.4	0.0	0.0	0.0	0.0	
VMP-41-26	08/26/2024	08:57	NM	NM	0.0	0	0.7	20.4	0.0	0.0	0.0	0.0	Duplicate sample.
VMP-41-26	09/18/2024	11:28	-0.47	-0.52	0.0	0	0.2	20.8	0.0	0.0	0.0	0.0	
VMP-42-10	10/24/2023	12:13	0.00	0.00	0.0	0	0.0	20.8	0.0	0.0	0.0	0.0	
VMP-42-10	11/21/2023	13:10	0.00	0.00	0.0	0	0.1	20.9	0.0	0.0	0.0	0.0	
VMP-42-10	12/21/2023	10:45	0.00	0.00	0.0	0	0.0	20.9	0.0	0.0	0.0	0.0	
VMP-42-10	1/17/2024	13:23	-0.17	-0.52	0.0	0	0.0	20.9	0.0	0.0	0.0	0.0	
VMP-42-10	2/28/2024	13:35	0.00	0.00	0.0	0	0.0	20.9	0.0	0.0	0.0	0.0	
VMP-42-10	3/21/2024	13:00	0.00	0.00	0.0	0	0.0	20.9	0.0	0.0	0.0	0.0	
VMP-42-10	4/24/2024	09:13	0.00	0.00	0.0	0	0.0	20.9	0.0	0.0	0.0	0.0	
VMP-42-10	5/29/2024	13:30	0.00	0.00	0.0	0	0.0	20.8	0.0	0.0	0.0	0.0	
VMP-42-10	6/20/2024	11:30	0.00	0.00	0.0	0	0.9	20.0	6.5	4.1	0.0	4.1	
VMP-42-10	07/19/2024	11:19	0.00	0.00	0.0	0	0.0	20.9	0.0	0.0	0.0	0.0	
VMP-42-10	08/27/2024	09:15	0.00	0.00	0.0	0	1.4	19.7	0.0	0.0	0.0	0.0	
VMP-42-10	08/27/2024	09:15	NM	NM	0.0	0	1.4	19.7	0.0	0.0	0.0	0.0	Duplicate sample.
VMP-42-10	09/20/2024	13:32	0.00	0.00	0.0	0	1.4	19.7	0.0	0.0	0.0	0.0	

TABLE 9
SVE SYSTEM MONTHLY MONITORING - VMP SAMPLING DATA

Sample ID	Date	Initial Reading Time (24-Hour)	Vacuum/Pressure		Fixed Gases				Soil Vapor Concentrations				Comments
			Initial Reading (Inches of H_2O)	Stabilized Reading (Inches of H_2O)	CH_4 (%)	LEL (%)	CO_2 (%)	O_2 (%)	PID (ppmv)	THC (ppmv)	CH_4 (ppmv)	PHC (ppmv)	
VMP-42-20	10/24/2023	12:14	0.00	0.00	0.0	0	0.0	20.9	0.0	0.0	0.0	0.0	
VMP-42-20	11/21/2023	13:11	0.00	0.00	0.0	0	0.0	20.9	0.0	0.0	0.0	0.0	
VMP-42-20	12/21/2023	10:46	0.00	0.00	0.0	0	0.0	20.9	0.0	0.0	0.0	0.0	
VMP-42-20	1/17/2024	13:54	0.00	0.00	0.0	0	0.0	20.9	0.0	0.0	0.0	0.0	
VMP-42-20	2/28/2024	13:36	-0.13	0.00	0.0	0	0.0	20.9	0.0	0.0	0.0	0.0	
VMP-42-20	3/21/2024	13:01	0.00	0.00	0.0	0	0.2	20.8	0.0	0.0	0.0	0.0	
VMP-42-20	4/24/2024	09:14	0.00	0.00	0.0	0	0.4	20.6	0.0	0.0	0.0	0.0	
VMP-42-20	5/29/2024	13:31	0.00	0.00	0.0	0	0.2	20.8	0.0	0.0	0.0	0.0	
VMP-42-20	6/20/2024	11:31	-0.30	0.00	0.0	0	1.0	19.9	0.0	0.0	0.0	0.0	
VMP-42-20	07/19/2024	11:20	0.00	0.00	0.0	0	0.6	20.4	0.0	0.0	0.0	0.0	
VMP-42-20	08/27/2024	09:16	-0.30	0.00	0.0	0	1.5	19.7	0.0	0.0	0.0	0.0	
VMP-42-20	09/19/2024	13:33	0.00	0.00	0.0	0	1.5	19.7	0.0	0.0	0.0	0.0	
VMP-42-30	10/24/2023	12:15	0.00	0.00	0.0	0	0.0	20.9	0.0	0.0	0.0	0.0	
VMP-42-30	11/21/2023	13:12	0.00	0.00	0.0	0	0.8	20.3	0.0	0.0	0.0	0.0	
VMP-42-30	12/21/2023	10:47	0.00	0.00	0.0	0	0.5	20.5	0.0	0.0	0.0	0.0	
VMP-42-30	1/17/2024	13:25	0.00	0.00	0.0	0	0.5	20.4	0.0	0.0	0.0	0.0	
VMP-42-30	2/28/2024	13:32	0.00	0.00	0.0	0	0.2	20.7	0.0	0.0	0.0	0.0	
VMP-42-30	3/21/2024	13:02	0.00	0.00	0.0	0	0.3	20.7	0.0	0.0	0.0	0.0	
VMP-42-30	4/24/2024	09:15	0.00	0.00	0.0	0	0.4	20.5	0.0	0.0	0.0	0.0	
VMP-42-30	5/29/2024	13:32	-0.39	0.00	0.0	0	0.8	20.2	0.0	0.0	0.0	0.0	
VMP-42-30	6/20/2024	11:32	-0.29	-0.27	0.0	0	1.6	18.9	0.0	0.0	0.0	0.0	
VMP-42-30	07/19/2024	11:21	-0.33	-0.12	0.0	0	1.9	19.1	0.0	0.0	0.0	0.0	
VMP-42-30	08/27/2024	09:17	0.00	0.00	0.0	0	1.9	18.8	0.0	0.0	0.0	0.0	
VMP-42-30	09/19/2024	13:34	0.00	-0.10	0.0	0	2.1	19.2	0.0	0.0	0.0	0.0	
VMP-43-10	10/24/2023	07:50	-1.17	-1.17	0.0	0	0.2	20.6	0.0	0.0	0.0	0.0	
VMP-43-10	11/21/2023	10:20	-0.96	-0.91	0.0	0	0.2	20.8	0.0	0.0	0.0	0.0	
VMP-43-10	12/21/2023	13:00	-0.68	-0.77	0.0	0	0.1	20.9	0.0	0.0	0.0	0.0	
VMP-43-10	1/18/2024	11:36	NM	NM	NM	NM	NM	NM	NM	NM	NM	NM	Vehicle parked on well vault. Could not access.
VMP-43-10	2/28/2024	13:00	-0.92	-1.29	0.0	0	0.1	20.7	0.0	0.0	0.0	0.0	
VMP-43-10	3/21/2024	11:23	-1.17	-1.00	0.0	0	0.1	20.8	0.0	0.0	0.0	0.0	
VMP-43-10	4/23/2024	11:25	-1.11	-1.06	0.0	0	0.2	20.4	0.0	0.0	0.0	0.0	
VMP-43-10	5/29/2024	11:05	-1.31	-1.23	0.0	0	0.7	20.1	0.0	0.0	0.0	0.0	
VMP-43-10	6/20/2024	11:05	-0.99	-1.06	0.0	0	0.9	20.0	0.0	0.0	0.0	0.0	
VMP-43-10	07/18/2024	14:05	-1.24	-1.22	0.0	0	0.8	19.6	0.0	0.0	0.0	0.0	
VMP-43-10	08/27/2024	08:15	-0.65	-0.60	0.0	0	0.7	20.3	0.0	0.0	0.0	0.0	
VMP-43-10	09/19/2024	11:52	-0.53	-0.62	0.0	0	0.5	20.6	0.0	0.0	0.0	0.0	
VMP-43-10	09/19/2024	11:52	NM	NM	0.0	0	0.5	20.6	0.0	0.0	0.0	0.0	Duplicate sample.

TABLE 9
SVE SYSTEM MONTHLY MONITORING - VMP SAMPLING DATA

Sample ID	Date	Initial Reading Time (24-Hour)	Vacuum/Pressure		Fixed Gases				Soil Vapor Concentrations				Comments
			Initial Reading (Inches of H_2O)	Stabilized Reading (Inches of H_2O)	CH_4 (%)	LEL (%)	CO_2 (%)	O_2 (%)	PID (ppmv)	THC (ppmv)	CH_4 (ppmv)	PHC (ppmv)	
VMP-43-20	10/24/2023	07:51	-2.07	-1.95	0.0	0	0.5	20.5	0.0	0.0	0.0	0.0	
VMP-43-20	11/21/2023	10:21	-1.73	-1.62	0.0	0	0.3	20.8	0.0	0.0	0.0	0.0	
VMP-43-20	12/21/2023	13:01	-1.23	-1.04	0.0	0	0.2	20.8	0.0	0.0	0.0	0.0	
VMP-43-20	1/18/2024	11:36	NM	NM	NM	NM	NM	NM	NM	NM	NM	NM	Vehicle parked on well vault. Could not access.
VMP-43-20	2/28/2024	13:01	0.00	0.00	0.0	0	0.0	20.9	0.0	0.0	0.0	0.0	
VMP-43-20	3/21/2024	11:24	-5.27	0.00	0.0	0	0.0	20.9	0.0	0.0	0.0	0.0	
VMP-43-20	4/23/2024	11:26	-2.69	-0.16	0.0	0	0.1	20.6	0.0	0.0	0.0	0.0	
VMP-43-20	5/29/2024	11:06	-0.32	0.00	0.0	0	0.0	20.9	0.0	0.0	0.0	0.0	
VMP-43-20	6/20/2024	10:06	-0.49	0.00	0.0	0	0.0	20.9	0.0	0.0	0.0	0.0	
VMP-43-20	07/18/2024	14:06	-1.93	0.00	0.0	0	0.0	20.5	0.0	0.0	0.0	0.0	
VMP-43-20	08/27/2024	08:16	0.00	-0.12	0.0	0	0.0	20.9	0.0	0.0	0.0	0.0	
VMP-43-20	08/27/2024	08:16	NM	NM	0.0	0	0.0	20.9	0.0	0.0	0.0	0.0	Duplicate sample.
VMP-43-20	09/19/2024	11:53	-1.21	-1.18	0.0	0	1.0	20.3	0.0	0.0	0.0	0.0	
VMP-43-30	10/24/2023	07:52	-3.39	-3.04	0.0	0	0.4	20.5	0.0	0.0	0.0	0.0	
VMP-43-30	11/21/2023	10:22	NM	NM	NM	NM	NM	NM	NM	NM	NM	NM	Not sampled due to standing water on well vault.
VMP-43-30	12/21/2023	13:02	-2.68	-2.70	0.0	0	0.3	20.7	0.0	0.0	0.0	0.0	
VMP-43-30	1/18/2024	11:36	NM	NM	NM	NM	NM	NM	NM	NM	NM	NM	Vehicle parked on well vault. Could not access.
VMP-43-30	2/28/2024	13:02	-3.03	-3.57	0.0	0	0.1	20.7	0.0	0.0	0.0	0.0	
VMP-43-30	3/21/2024	11:25	-3.25	-3.01	0.0	0	0.2	20.8	0.0	0.0	0.0	0.0	
VMP-43-30	4/23/2024	11:27	-3.01	-2.84	0.0	0	0.2	20.6	0.0	0.0	0.0	0.0	
VMP-43-30	5/29/2024	11:07	-3.14	-3.03	0.0	0	0.4	20.3	0.0	0.0	0.0	0.0	
VMP-43-30	6/20/2024	10:07	-2.97	-3.09	0.0	0	0.6	20.4	0.0	0.0	0.0	0.0	
VMP-43-30	07/18/2024	14:07	-3.11	-3.09	0.0	0	0.6	19.9	0.0	0.0	0.0	0.0	
VMP-43-30	08/27/2024	08:17	-1.71	-1.28	0.0	0	0.3	20.7	0.0	0.0	0.0	0.0	
VMP-43-30	09/19/2024	11:54	-2.07	-2.03	0.0	0	0.5	20.7	0.0	0.0	0.0	0.0	
VMP-45-10	10/23/2023	12:35	0.00	0.00	0.0	0	0.8	20.2	0.0	0.0	0.0	0.0	
VMP-45-10	11/20/2023	10:55	0.00	0.00	0.0	0	0.6	20.3	0.0	0.0	0.0	0.0	
VMP-45-10	12/20/2023	13:25	0.00	0.00	0.0	0	0.4	20.6	0.0	0.0	0.0	0.0	
VMP-45-10	1/18/2024	13:55	0.00	0.00	0.0	0	0.5	20.3	0.0	0.0	0.0	0.0	
VMP-45-10	2/27/2024	13:55	0.13	0.11	0.0	0	0.9	20.3	0.0	0.0	0.0	0.0	
VMP-45-10	3/21/2024	08:55	0.00	0.00	0.0	0	0.1	20.8	0.0	0.0	0.0	0.0	
VMP-45-10	4/23/2024	08:53	-0.21	0.00	0.0	0	0.5	20.3	0.0	0.0	0.0	0.0	
VMP-45-10	5/28/2024	13:56	0.00	0.00	0.0	0	0.8	19.7	0.0	0.0	0.0	0.0	SVE system offline 5/26/24 and restarted 10:25 am 5/28/24.
VMP-45-10	6/19/2024	13:30	0.00	0.00	0.0	0	1.2	19.4	4.7	0.0	0.0	0.0	
VMP-45-10	07/18/2024	11:45	0.00	0.00	0.0	0	1.0	20.2	0.0	0.0	0.0	0.0	
VMP-45-10	08/26/2024	13:25	0.00	0.00	0.0	0	1.4	19.3	0.0	0.0	0.0	0.0	
VMP-45-10	08/26/2024	13:25	NM	NM	0.0	0	1.4	19.4	0.0	0.0	0.0	0.0	Duplicate sample.
VMP-45-10	09/19/2024	08:51	0.00	0.00	0.0	0	1.0	20.0	0.0	0.0	0.0	0.0	

SEE LAST PAGE OF TABLE FOR NOTES

TABLE 9
SVE SYSTEM MONTHLY MONITORING - VMP SAMPLING DATA

Sample ID	Date	Initial Reading Time (24-Hour)	Vacuum/Pressure		Fixed Gases				Soil Vapor Concentrations				Comments
			Initial Reading (Inches of H_2O)	Stabilized Reading (Inches of H_2O)	CH_4 (%)	LEL (%)	CO_2 (%)	O_2 (%)	PID (ppmv)	THC (ppmv)	CH_4 (ppmv)	PHC (ppmv)	
VMP-45-20	10/23/2023	12:36	0.00	0.00	0.0	0	1.6	19.5	0.0	0.0	0.0	0.0	
VMP-45-20	11/20/2023	10:56	0.00	0.00	0.0	0	1.1	19.9	0.0	0.0	0.0	0.0	
VMP-45-20	12/20/2023	13:26	0.00	0.00	0.0	0	0.7	20.2	0.0	0.0	0.0	0.0	
VMP-45-20	1/18/2024	13:56	0.00	0.00	0.0	0	0.6	20.2	0.0	0.0	0.0	0.0	
VMP-45-20	2/27/2024	13:56	0.10	0.13	0.0	0	1.3	19.9	0.0	0.0	0.0	0.0	
VMP-45-20	3/21/2024	08:56	0.00	0.00	0.0	0	0.1	20.8	0.0	0.0	0.0	0.0	
VMP-45-20	4/23/2024	08:54	0.00	0.00	0.0	0	0.5	20.2	0.0	0.0	0.0	0.0	
VMP-45-20	5/28/2024	13:57	0.00	0.00	0.0	0	0.7	19.7	0.0	0.0	0.0	0.0	SVE system offline 5/26/24 and restarted 10:25 am 5/28/24.
VMP-45-20	6/19/2024	13:31	0.00	0.00	0.0	0	1.2	19.2	4.5	0.0	0.0	0.0	
VMP-45-20	07/18/2024	11:46	0.00	0.00	0.0	0	1.0	20.1	0.0	0.0	0.0	0.0	
VMP-45-20	08/26/2024	13:26	0.00	0.00	0.0	0	2.1	18.7	0.0	0.0	0.0	0.0	
VMP-45-20	09/19/2024	08:52	0.00	0.00	0.0	0	1.0	20.0	0.0	0.0	0.0	0.0	
VMP-45-30	10/23/2023	12:37	0.00	0.00	0.0	0	0.8	20.1	0.0	0.0	0.0	0.0	
VMP-45-30	11/20/2023	10:57	0.00	0.00	0.0	0	0.7	20.2	0.0	0.0	0.0	0.0	
VMP-45-30	12/20/2023	13:27	0.00	0.00	0.0	0	0.5	20.4	0.0	0.0	0.0	0.0	
VMP-45-30	1/18/2024	13:57	0.00	0.00	0.0	0	0.5	20.5	0.0	0.0	0.0	0.0	
VMP-45-30	1/18/2024	13:57	NM	NM	0.0	0	0.5	20.4	0.0	0.0	0.0	0.0	Duplicate sample.
VMP-45-30	2/27/2024	13:57	0.11	0.10	0.0	0	1.0	20.1	0.0	0.0	0.0	0.0	
VMP-45-30	3/21/2024	08:57	0.00	0.00	0.0	0	0.1	20.8	0.0	0.0	0.0	0.0	
VMP-45-30	4/23/2024	08:55	0.00	0.00	0.0	0	0.4	20.2	0.0	0.0	0.0	0.0	
VMP-45-30	5/28/2024	13:58	0.00	-0.09	0.0	0	0.8	19.6	0.0	0.0	0.0	0.0	SVE system offline 5/26/24 and restarted 10:25 am 5/28/24.
VMP-45-30	6/19/2024	13:32	0.00	0.00	0.0	0	1.2	19.5	0.0	0.0	0.0	0.0	
VMP-45-30	07/18/2024	11:47	0.00	0.00	0.0	0	1.0	20.2	0.0	0.0	0.0	0.0	
VMP-45-30	08/26/2024	13:27	0.00	0.00	0.0	0	1.3	19.4	0.0	0.0	0.0	0.0	
VMP-45-30	09/19/2024	08:53	0.00	0.00	0.0	0	1.1	20.0	0.0	0.0	0.0	0.0	
VMP-46-10	10/24/2023	14:14	0.00	0.00	0.0	0	0.0	20.9	0.0	0.0	0.0	0.0	
VMP-46-10	11/20/2023	10:50	-0.09	0.00	0.0	0	0.0	20.9	0.0	0.0	0.0	0.0	
VMP-46-10	12/20/2023	09:48	0.00	0.00	0.0	0	0.0	20.9	0.0	0.0	0.0	0.0	
VMP-46-10	1/23/2024	13:23	-0.33	-0.20	0.0	0	0.0	20.2	0.5	5.7	0.0	5.7	
VMP-46-10	2/27/2024	09:33	-0.03	0.00	0.0	0	0.0	20.9	0.0	0.0	0.0	0.0	
VMP-46-10	3/20/2024	11:20	-0.14	-0.09	0.0	0	0.0	20.9	0.0	0.0	0.0	0.0	
VMP-46-10	4/22/2024	12:00	NM	NM	NM	NM	NM	NM	NM	NM	NM	NM	Inaccessible due to construction activities.
VMP-46-10	5/29/2024	08:45	0.00	0.00	0.0	0	0.0	20.9	0.0	0.0	0.0	0.0	
VMP-46-10	6/19/2024	09:34	0.00	0.00	0.0	0	0.0	20.9	0.0	0.0	0.0	0.0	
VMP-46-10	07/18/2024	10:52	0.00	0.00	0.0	0	0.0	20.9	0.0	0.0	0.0	0.0	
VMP-46-10	08/26/2024	09:37	0.00	0.00	0.0	0	0.0	20.9	0.0	0.0	0.0	0.0	
VMP-46-10	09/19/2024	09:00	-0.10	0.00	0.0	0	0.0	20.9	0.0	0.0	0.0	0.0	
VMP-46-10	09/19/2024	09:00	NM	NM	0.0	0	0.0	20.9	0.0	0.0	0.0	0.0	Duplicate sample.

TABLE 9
SVE SYSTEM MONTHLY MONITORING - VMP SAMPLING DATA

Sample ID	Date	Initial Reading Time (24-Hour)	Vacuum/Pressure		Fixed Gases				Soil Vapor Concentrations				Comments
			Initial Reading (Inches of H_2O)	Stabilized Reading (Inches of H_2O)	CH_4 (%)	LEL (%)	CO_2 (%)	O_2 (%)	PID (ppmv)	THC (ppmv)	CH_4 (ppmv)	PHC (ppmv)	
VMP-46-20	10/24/2023	14:15	0.00	0.00	0.0	0	0.0	20.9	0.0	0.0	0.0	0.0	
VMP-46-20	11/20/2023	10:51	-0.15	0.00	0.0	0	0.0	20.9	0.0	0.0	0.0	0.0	
VMP-46-20	12/20/2023	09:49	0.00	0.00	0.0	0	0.0	20.9	0.0	0.0	0.0	0.0	
VMP-46-20	1/23/2024	13:23	NM	NM	NM	NM	NM	NM	NM	NM	NM	NM	Screen submerged.
VMP-46-20	2/27/2024	09:34	0.04	0.00	0.0	0	0.0	20.9	0.0	0.0	0.0	0.0	
VMP-46-20	3/20/2024	11:21	-0.26	-0.18	0.0	0	0.0	20.9	0.0	0.0	0.0	0.0	
VMP-46-20	4/22/2024	12:00	NM	NM	NM	NM	NM	NM	NM	NM	NM	NM	Inaccessible due to construction activities.
VMP-46-20	5/29/2024	08:46	-0.13	0.00	0.0	0	0.1	20.9	0.0	0.0	0.0	0.0	
VMP-46-20	6/19/2024	09:35	0.00	0.00	0.0	0	0.0	20.9	0.0	0.0	0.0	0.0	
VMP-46-20	6/19/2024	09:35	NM	NM	0.0	0	0.0	20.9	0.0	0.0	0.0	0.0	Duplicate sample.
VMP-46-20	07/18/2024	10:53	0.00	-0.11	0.0	0	0.2	20.8	0.0	0.0	0.0	0.0	
VMP-46-20	08/26/2024	09:38	0.00	0.00	0.0	0	0.1	20.8	0.0	0.0	0.0	0.0	
VMP-46-20	09/19/2024	09:01	-0.13	0.00	0.0	0	0.0	20.9	0.0	0.0	0.0	0.0	
VMP-46-30	10/24/2023	14:16	0.00	-0.09	0.0	0	0.0	20.9	0.0	0.0	0.0	0.0	
VMP-46-30	11/20/2023	10:52	-0.16	0.00	0.0	0	0.0	20.9	0.0	0.0	0.0	0.0	
VMP-46-30	12/20/2023	09:50	0.00	0.00	0.0	0	0.0	20.9	0.0	0.0	0.0	0.0	
VMP-46-30	1/23/2024	13:24	-0.32	-0.18	0.0	0	0.0	20.2	0.3	3.5	0.0	3.5	
VMP-46-30	1/23/2024	13:24	NM	NM	0.0	0	0.0	20.2	0.4	3.7	0.0	3.7	Duplicate sample.
VMP-46-30	2/27/2024	09:35	-0.05	0.00	0.0	0	0.0	20.9	0.0	0.0	0.0	0.0	
VMP-46-30	2/27/2024	09:35	NM	NM	0.0	0	0.0	20.9	0.0	0.0	0.0	0.0	Duplicate sample.
VMP-46-30	3/20/2024	11:22	-0.27	-0.19	0.0	0	0.0	20.9	0.0	0.0	0.0	0.0	
VMP-46-30	4/22/2024	12:00	NM	NM	NM	NM	NM	NM	NM	NM	NM	NM	Inaccessible due to construction activities.
VMP-46-30	5/29/2024	08:47	0.00	-0.13	0.0	0	0.1	20.9	0.0	0.0	0.0	0.0	
VMP-46-30	6/19/2024	09:36	0.00	0.00	0.0	0	0.0	20.8	0.0	0.0	0.0	0.0	
VMP-46-30	07/18/2024	10:54	0.00	-0.13	0.0	0	0.3	20.7	0.0	0.0	0.0	0.0	
VMP-46-30	08/26/2024	09:39	0.00	0.00	0.0	0	0.1	20.8	0.0	0.0	0.0	0.0	
VMP-46-30	09/19/2024	09:02	-0.13	0.00	0.0	0	0.1	20.7	0.0	0.0	0.0	0.0	
VMP-47-5	10/24/2023	09:42	0.00	0.00	0.0	0	0.8	20.1	0.0	0.0	0.0	0.0	
VMP-47-5	11/21/2023	10:20	0.00	0.00	0.0	0	0.5	20.5	0.0	0.0	0.0	0.0	
VMP-47-5	12/21/2023	09:05	0.00	0.00	0.0	0	0.7	20.2	0.0	0.0	0.0	0.0	
VMP-47-5	1/17/2024	12:39	0.00	0.00	0.0	0	0.6	20.2	0.0	0.0	0.0	0.0	
VMP-47-5	2/28/2024	10:22	0.00	0.00	0.0	0	0.3	20.7	0.0	0.0	0.0	0.0	
VMP-47-5	3/21/2024	10:10	0.00	0.00	0.0	0	0.7	20.3	0.0	0.0	0.0	0.0	
VMP-47-5	4/24/2024	08:45	-0.12	0.00	0.0	0	1.8	18.9	0.0	0.0	0.0	0.0	
VMP-47-5	5/29/2024	14:15	0.00	0.00	0.0	0	2.9	18.0	0.0	0.0	0.0	0.0	
VMP-47-5	6/20/2024	11:40	0.00	0.00	0.0	0	3.2	18.3	0.0	0.0	0.0	0.0	
VMP-47-5	07/18/2024	13:42	0.00	0.00	0.0	0	3.8	16.7	0.0	0.0	0.0	0.0	
VMP-47-5	08/27/2024	11:22	0.00	0.00	0.0	0	2.6	18.7	0.0	0.0	0.0	0.0	
VMP-47-5	09/19/2024	13:10	0.00	0.00	0.0	0	2.1	19.3	0.0	0.0	0.0	0.0	

TABLE 9
SVE SYSTEM MONTHLY MONITORING - VMP SAMPLING DATA

Sample ID	Date	Initial Reading Time (24-Hour)	Vacuum/Pressure		Fixed Gases				Soil Vapor Concentrations				Comments
			Initial Reading (Inches of H_2O)	Stabilized Reading (Inches of H_2O)	CH_4 (%)	LEL (%)	CO_2 (%)	O_2 (%)	PID (ppmv)	THC (ppmv)	CH_4 (ppmv)	PHC (ppmv)	
VMP-47-10	10/24/2023	09:43	0.00	0.00	0.0	0	1.7	19.3	0.0	0.0	0.0	0.0	
VMP-47-10	10/24/2023	09:43	NM	NM	0.0	0	1.8	19.5	0.0	0.0	0.0	0.0	Duplicate sample.
VMP-47-10	11/21/2023	10:21	0.00	0.00	0.0	0	1.4	19.9	0.0	0.0	0.0	0.0	
VMP-47-10	12/21/2023	09:06	0.00	0.00	0.0	0	1.1	20.1	0.0	0.0	0.0	0.0	
VMP-47-10	1/17/2024	12:40	-0.18	-0.09	0.0	0	1.1	20.0	0.0	0.0	0.0	0.0	
VMP-47-10	2/28/2024	10:23	-0.13	-0.12	0.0	0	0.9	20.1	0.0	0.0	0.0	0.0	
VMP-47-10	3/21/2024	10:11	0.00	0.00	0.0	0	1.3	19.6	0.0	0.0	0.0	0.0	
VMP-47-10	4/24/2024	08:46	-0.16	0.00	0.0	0	1.9	18.8	0.0	0.0	0.0	0.0	
VMP-47-10	5/29/2024	14:16	0.00	0.00	0.0	0	3.0	17.5	0.0	0.0	0.0	0.0	
VMP-47-10	6/20/2024	11:41	0.00	0.00	0.0	0	3.4	17.6	0.0	0.0	0.0	0.0	
VMP-47-10	07/18/2024	13:43	0.00	0.00	0.0	0	3.8	16.4	0.0	0.0	0.0	0.0	
VMP-47-10	08/27/2024	11:23	0.00	0.00	0.0	0	3.3	18.2	0.0	0.0	0.0	0.0	
VMP-47-10	09/19/2024	13:11	0.00	0.00	0.0	0	2.8	18.8	0.0	0.0	0.0	0.0	
VMP-47-20	10/24/2023	09:44	-0.84	-0.84	0.0	0	1.9	19.4	0.0	0.0	0.0	0.0	
VMP-47-20	11/21/2023	10:22	-0.94	-0.82	0.0	0	1.6	19.8	0.0	0.0	0.0	0.0	
VMP-47-20	12/21/2023	09:07	0.00	0.00	0.0	0	1.5	19.9	0.0	0.0	0.0	0.0	
VMP-47-20	1/17/2024	12:41	NM	NM	NM	NM	NM	NM	NM	NM	NM	NM	Not sampled. VMP encased in ice.
VMP-47-20	2/28/2024	10:24	-1.52	-0.97	0.0	0	0.8	20.2	0.0	0.0	0.0	0.0	
VMP-47-20	3/21/2024	10:12	-0.58	-0.43	0.0	0	1.1	19.8	0.0	0.0	0.0	0.0	
VMP-47-20	4/24/2024	08:47	-0.51	-0.61	0.0	0	1.7	19.0	0.0	0.0	0.0	0.0	
VMP-47-20	5/29/2024	14:17	0.00	0.00	0.0	0	2.7	17.7	0.0	0.0	0.0	0.0	
VMP-47-20	6/20/2024	11:42	-0.63	-0.59	0.0	0	2.1	18.9	0.0	0.0	0.0	0.0	
VMP-47-20	07/19/2024	11:41	-0.18	-0.09	0.0	0	3.7	17.2	0.0	0.0	0.0	0.0	
VMP-47-20	08/27/2024	11:24	-0.36	-0.37	0.0	0	3.5	18.0	0.0	0.0	0.0	0.0	
VMP-47-20	09/19/2024	13:12	-0.35	-0.29	0.0	0	3.1	18.6	0.0	0.0	0.0	0.0	
VMP-47-20	09/19/2024	13:12	NM	NM	0.0	0	3.1	18.6	0.0	0.0	0.0	0.0	Duplicate sample.
VMP-47-30	10/24/2023	09:45	-0.88	-0.87	0.0	0	2.2	18.6	0.0	0.0	0.0	0.0	
VMP-47-30	11/21/2023	10:23	-1.06	-0.86	0.0	0	2.5	19.0	0.0	0.0	0.0	0.0	
VMP-47-30	12/21/2023	09:08	-1.10	0.00	0.0	0	2.3	19.2	0.0	0.0	0.0	0.0	
VMP-47-30	1/17/2024	12:42	-0.40	-0.42	0.0	0	2.2	19.2	0.0	0.0	0.0	0.0	
VMP-47-30	2/28/2024	10:25	-1.89	-1.55	0.0	0	1.9	19.6	0.0	0.0	0.0	0.0	
VMP-47-30	3/21/2024	10:13	-0.61	-0.45	0.0	0	2.0	19.5	0.0	0.0	0.0	0.0	
VMP-47-30	4/24/2024	08:48	-0.65	-0.73	0.0	0	2.0	19.3	0.0	0.0	0.0	0.0	
VMP-47-30	4/24/2024	08:48	NM	NM	0.0	0	2.0	19.3	0.0	0.0	0.0	0.0	Duplicate sample.
VMP-47-30	5/29/2024	14:18	0.00	-0.20	0.0	0	2.0	19.0	0.0	0.0	0.0	0.0	
VMP-47-30	6/20/2024	11:43	-0.58	-0.52	0.0	0	3.3	17.6	0.0	0.0	0.0	0.0	
VMP-47-30	07/18/2024	13:45	-0.18	0.00	0.0	0	2.2	18.3	0.0	0.0	0.0	0.0	
VMP-47-30	08/27/2024	11:25	-0.32	-0.34	0.0	0	2.0	18.3	0.0	0.0	0.0	0.0	
VMP-47-30	09/19/2024	13:13	-0.25	-0.18	0.0	0	2.2	18.1	0.0	0.0	0.0	0.0	

TABLE 9
SVE SYSTEM MONTHLY MONITORING - VMP SAMPLING DATA

Sample ID	Date	Initial Reading Time (24-Hour)	Vacuum/Pressure		Fixed Gases				Soil Vapor Concentrations				Comments
			Initial Reading (Inches of H_2O)	Stabilized Reading (Inches of H_2O)	CH_4 (%)	LEL (%)	CO_2 (%)	O_2 (%)	PID (ppmv)	THC (ppmv)	CH_4 (ppmv)	PHC (ppmv)	
VMP-48-5	10/24/2023	11:42	0.00	0.00	0.0	0	1.9	19.7	0.0	0.0	0.0	0.0	
VMP-48-5	11/21/2023	12:47	0.00	0.00	0.0	0	1.8	19.1	0.0	0.0	0.0	0.0	
VMP-48-5	12/21/2023	10:30	0.44	0.00	0.0	0	3.2	18.0	0.0	0.0	0.0	0.0	
VMP-48-5	1/17/2024	11:25	NM	NM	NM	NM	NM	NM	NM	NM	NM	NM	Not sampled. VMP encased in ice.
VMP-48-5	2/28/2024	13:20	0.00	0.00	0.0	0	0.8	20.0	0.0	0.0	0.0	0.0	
VMP-48-5	3/21/2024	12:02	0.00	0.00	0.0	0	1.1	19.7	0.0	0.0	0.0	0.0	
VMP-48-5	4/24/2024	09:37	0.00	0.00	0.0	0	2.1	18.1	0.0	0.0	0.0	0.0	
VMP-48-5	5/29/2024	14:15	0.00	0.00	0.0	0	4.8	13.4	0.0	0.0	0.0	0.0	
VMP-48-5	6/20/2024	12:45	0.00	0.00	0.0	0	5.3	16.6	0.0	0.0	0.0	0.0	
VMP-48-5	07/19/2024	12:06	0.00	0.00	0.0	0	4.3	14.8	0.0	0.0	0.0	0.0	
VMP-48-5	08/27/2024	10:10	0.00	0.00	0.0	0	4.2	17.4	0.0	0.0	0.0	0.0	
VMP-48-5	09/20/2024	09:05	0.00	0.00	0.0	0	3.3	18.3	0.0	0.0	0.0	0.0	
VMP-48-10	10/24/2023	11:43	-0.13	-0.03	0.0	0	2.0	19.7	0.0	0.0	0.0	0.0	
VMP-48-10	11/21/2023	12:48	0.00	0.00	0.0	0	1.5	19.8	0.0	0.0	0.0	0.0	
VMP-48-10	12/21/2023	10:31	0.00	0.00	0.0	0	3.9	17.7	0.0	0.0	0.0	0.0	
VMP-48-10	1/17/2024	11:25	NM	NM	NM	NM	NM	NM	NM	NM	NM	NM	Not sampled. VMP encased in ice.
VMP-48-10	2/28/2024	13:21	0.00	0.00	0.0	0	0.8	20.0	0.0	0.0	0.0	0.0	
VMP-48-10	3/21/2024	12:03	0.00	0.00	0.0	0	1.0	19.8	0.0	0.0	0.0	0.0	
VMP-48-10	4/24/2024	09:38	0.00	-0.09	0.0	0	1.6	19.1	0.0	0.0	0.0	0.0	
VMP-48-10	5/29/2024	14:16	0.00	-0.12	0.0	0	3.7	15.0	0.0	0.0	0.0	0.0	
VMP-48-10	6/20/2024	12:46	-0.14	-0.12	0.0	0	4.0	17.3	0.0	0.0	0.0	0.0	
VMP-48-10	07/19/2024	12:07	0.00	0.00	0.0	0	3.8	15.7	0.0	0.0	0.0	0.0	
VMP-48-10	08/27/2024	10:11	0.00	0.00	0.0	0	3.9	17.7	0.0	0.0	0.0	0.0	
VMP-48-10	09/20/2024	09:06	0.00	0.00	0.0	0	3.7	17.9	0.0	0.0	0.0	0.0	
VMP-48-20	10/24/2023	11:44	-0.16	-0.03	0.0	0	3.1	18.6	0.0	0.0	0.0	0.0	
VMP-48-20	11/21/2023	12:49	-0.09	-0.11	0.0	0	2.7	19.2	0.0	0.0	0.0	0.0	
VMP-48-20	12/21/2023	10:32	0.37	0.13	0.0	0	3.2	18.4	0.0	0.0	0.0	0.0	
VMP-48-20	1/17/2024	11:25	NM	NM	NM	NM	NM	NM	NM	NM	NM	NM	Not sampled. VMP encased in ice.
VMP-48-20	2/28/2024	13:27	0.00	-0.14	0.0	0	1.3	19.9	0.0	0.0	0.0	0.0	
VMP-48-20	3/21/2024	12:04	0.00	0.00	0.0	0	1.3	19.8	0.0	0.0	0.0	0.0	
VMP-48-20	4/24/2024	09:39	-0.09	-0.47	0.0	0	1.2	19.6	0.0	0.0	0.0	0.0	
VMP-48-20	5/29/2024	14:17	NM	NM	NM	NM	NM	NM	NM	NM	NM	NM	Screen submerged.
VMP-48-20	6/20/2024	12:47	NM	NM	NM	NM	NM	NM	NM	NM	NM	NM	Screen submerged.
VMP-48-20	07/19/2024	12:08	-0.09	0.00	0.0	0	3.0	17.5	0.0	0.0	0.0	0.0	
VMP-48-20	08/27/2024	10:12	0.00	0.00	0.0	0	3.8	17.3	0.0	0.0	0.0	0.0	
VMP-48-20	09/20/2024	09:07	0.00	0.00	0.0	0	4.0	17.2	0.0	0.0	0.0	0.0	

TABLE 9
SVE SYSTEM MONTHLY MONITORING - VMP SAMPLING DATA

Sample ID	Date	Initial Reading Time (24-Hour)	Vacuum/Pressure		Fixed Gases				Soil Vapor Concentrations				Comments
			Initial Reading (Inches of H_2O)	Stabilized Reading (Inches of H_2O)	CH_4 (%)	LEL (%)	CO_2 (%)	O_2 (%)	PID (ppmv)	THC (ppmv)	CH_4 (ppmv)	PHC (ppmv)	
VMP-48-30	10/24/2023	11:45	-1.30	-0.34	0.0	0	3.4	17.5	0.0	0.0	0.0	0.0	
VMP-48-30	11/21/2023	12:50	-0.78	-1.41	0.0	0	2.9	18.7	0.0	0.0	0.0	0.0	
VMP-48-30	12/21/2023	10:33	0.00	0.00	0.0	0	3.7	16.3	0.0	0.0	0.0	0.0	
VMP-48-30	1/24/2024	11:25	NM	NM	NM	NM	NM	NM	NM	NM	NM	NM	Not sampled. VMP encased in ice.
VMP-48-30	2/28/2024	13:23	-0.79	-1.23	0.0	0	3.0	18.8	0.0	0.0	0.0	0.0	
VMP-48-30	3/21/2024	12:05	-1.23	-0.92	0.0	0	2.7	19.2	0.0	0.0	0.0	0.0	
VMP-48-30	3/21/2024	12:05	NM	NM	0.0	0	2.8	19.1	0.0	0.0	0.0	0.0	Duplicate sample.
VMP-48-30	4/24/2024	09:40	-0.74	-1.21	0.0	0	2.6	19.2	0.0	0.0	0.0	0.0	
VMP-48-30	5/29/2024	14:18	-0.99	-1.02	0.0	0	2.4	18.8	0.0	0.0	0.0	0.0	
VMP-48-30	6/20/2024	12:48	-1.07	-1.06	0.0	0	2.3	18.3	0.0	0.0	0.0	0.0	
VMP-48-30	07/19/2024	12:09	-1.15	-0.97	0.0	0	2.6	17.8	0.0	0.0	0.0	0.0	
VMP-48-30	08/27/2024	10:13	-0.42	-0.44	0.0	0	3.3	16.8	0.0	0.0	0.0	0.0	
VMP-48-30	09/20/2024	09:08	-0.68	-0.60	0.0	0	3.4	16.7	0.0	0.0	0.0	0.0	
VMP-49-5	10/24/2023	11:55	-0.22	-0.09	0.0	0	1.4	19.8	0.0	0.0	0.0	0.0	
VMP-49-5	11/21/2023	10:50	-0.24	-0.12	0.0	0	1.1	20.1	0.0	0.0	0.0	0.0	
VMP-49-5	12/21/2023	12:45	0.00	-0.11	0.0	0	0.8	20.2	0.0	0.0	0.0	0.0	
VMP-49-5	1/18/2024	10:10	0.00	-0.10	0.0	0	0.7	20.4	0.0	0.0	0.0	0.0	
VMP-49-5	2/28/2024	14:05	-0.17	-0.18	0.0	0	0.6	20.4	0.0	0.0	0.0	0.0	
VMP-49-5	3/21/2024	13:37	0.00	0.00	0.0	0	0.8	20.1	0.0	0.0	0.0	0.0	
VMP-49-5	4/24/2024	08:57	-0.41	0.12	0.0	0	1.1	20.1	0.0	0.0	0.0	0.0	
VMP-49-5	5/29/2024	12:55	-0.24	-0.14	0.0	0	1.8	19.2	0.0	0.0	0.0	0.0	
VMP-49-5	6/20/2024	11:10	0.00	-0.12	0.0	0	2.1	19.0	0.0	0.0	0.0	0.0	
VMP-49-5	07/19/2024	09:45	0.00	0.00	0.0	0	1.1	19.9	0.0	0.0	0.0	0.0	
VMP-49-5	08/27/2024	09:00	0.00	0.00	0.0	0	0.3	20.7	0.0	0.0	0.0	0.0	
VMP-49-5	09/19/2024	12:56	0.00	0.00	0.0	0	0.3	20.6	0.0	0.0	0.0	0.0	
VMP-49-10	10/24/2023	11:56	0.00	0.00	0.0	0	2.2	19.2	0.0	0.0	0.0	0.0	
VMP-49-10	11/21/2023	10:51	-0.32	-0.10	0.0	0	1.6	19.6	0.0	0.0	0.0	0.0	
VMP-49-10	12/21/2023	12:46	-0.23	0.00	0.0	0	1.0	20.0	0.0	0.0	0.0	0.0	
VMP-49-10	1/18/2024	10:11	0.00	0.00	0.0	0	0.7	20.4	0.0	0.0	0.0	0.0	
VMP-49-10	2/28/2024	14:06	-0.13	-0.16	0.0	0	0.6	20.4	0.0	0.0	0.0	0.0	
VMP-49-10	3/21/2024	13:38	0.00	0.00	0.0	0	0.8	19.9	0.0	0.0	0.0	0.0	
VMP-49-10	4/24/2024	08:58	0.00	-0.16	0.0	0	1.6	19.3	0.0	0.0	0.0	0.0	
VMP-49-10	5/29/2024	12:56	-0.19	-0.12	0.0	0	3.3	17.3	0.0	0.0	0.0	0.0	
VMP-49-10	6/20/2024	11:11	-0.09	0.00	0.0	0	4.0	17.0	0.0	0.0	0.0	0.0	
VMP-49-10	07/19/2024	09:46	0.10	0.00	0.0	0	0.4	20.4	0.0	0.0	0.0	0.0	
VMP-49-10	08/27/2024	09:01	0.00	0.00	0.0	0	0.8	20.4	0.0	0.0	0.0	0.0	
VMP-49-10	09/19/2024	12:57	0.00	0.00	0.0	0	0.4	20.6	0.0	0.0	0.0	0.0	

SEE LAST PAGE OF TABLE FOR NOTES

TABLE 9
SVE SYSTEM MONTHLY MONITORING - VMP SAMPLING DATA

Sample ID	Date	Initial Reading Time (24-Hour)	Vacuum/Pressure		Fixed Gases				Soil Vapor Concentrations				Comments
			Initial Reading (Inches of H_2O)	Stabilized Reading (Inches of H_2O)	CH_4 (%)	LEL (%)	CO_2 (%)	O_2 (%)	PID (ppmv)	THC (ppmv)	CH_4 (ppmv)	PHC (ppmv)	
VMP-49-20	10/24/2023	11:57	0.00	0.00	0.0	0	1.3	19.9	0.0	0.0	0.0	0.0	
VMP-49-20	11/21/2023	10:52	0.15	-0.27	0.0	0	0.9	20.2	0.0	0.0	0.0	0.0	
VMP-49-20	12/21/2023	12:47	0.00	0.00	0.0	0	0.2	20.7	0.0	0.0	0.0	0.0	
VMP-49-20	1/18/2024	10:12	0.00	0.00	0.0	0	0.1	20.8	0.0	0.0	0.0	0.0	
VMP-49-20	2/28/2024	14:07	0.00	0.00	0.0	0	0.5	20.6	0.0	0.0	0.0	0.0	
VMP-49-20	3/21/2024	13:39	0.00	0.00	0.0	0	0.5	20.4	0.0	0.0	0.0	0.0	
VMP-49-20	4/24/2024	08:59	0.00	0.00	0.0	0	1.2	18.9	0.0	0.0	0.0	0.0	
VMP-49-20	5/29/2024	12:57	0.00	0.00	0.0	0	3.4	16.9	0.0	0.0	0.0	0.0	
VMP-49-20	6/20/2024	11:12	0.00	0.00	0.0	0	4.6	16.4	0.0	0.0	0.0	0.0	
VMP-49-20	07/19/2024	09:47	0.00	0.00	0.0	0	2.1	18.5	0.0	0.0	0.0	0.0	
VMP-49-20	08/27/2024	09:02	0.00	0.00	0.0	0	6.2	15.5	0.0	0.0	0.0	0.0	
VMP-49-20	09/19/2024	12:58	0.00	0.00	0.0	0	5.1	16.5	0.0	0.0	0.0	0.0	
VMP-49-30	10/24/2023	11:58	-0.34	-0.10	0.0	0	0.8	20.2	0.0	0.0	0.0	0.0	
VMP-49-30	11/21/2023	10:53	-0.51	-0.43	0.0	0	0.8	20.1	0.0	0.0	0.0	0.0	
VMP-49-30	12/21/2023	12:48	0.00	-0.12	0.0	0	0.6	20.1	0.0	0.0	0.0	0.0	
VMP-49-30	1/18/2024	10:13	-0.29	-0.29	0.0	0	0.5	20.3	0.0	0.0	0.0	0.0	
VMP-49-30	2/28/2024	14:08	-0.58	-0.62	0.0	0	0.3	20.7	0.0	0.0	0.0	0.0	
VMP-49-30	3/21/2024	13:40	-0.12	0.00	0.0	0	0.5	20.5	0.0	0.0	0.0	0.0	
VMP-49-30	4/24/2024	09:00	-0.22	-0.47	0.0	0	0.5	20.7	0.0	0.0	0.0	0.0	
VMP-49-30	5/29/2024	12:58	-0.44	-0.32	0.0	0	0.8	20.2	0.0	0.0	0.0	0.0	
VMP-49-30	6/20/2024	11:13	-0.40	-0.37	0.0	0	0.8	20.2	0.0	0.0	0.0	0.0	
VMP-49-30	07/19/2024	09:48	-0.34	-0.32	0.0	0	1.0	20.0	0.0	0.0	0.0	0.0	
VMP-49-30	08/27/2024	09:03	0.00	-0.29	0.0	0	0.3	20.6	0.0	0.0	0.0	0.0	
VMP-49-30	09/19/2024	12:59	-0.19	0.00	0.0	0	0.9	20.1	0.0	0.0	0.0	0.0	
VMP-50-5	10/23/2023	13:25	0.00	0.00	0.0	0	5.6	15.0	0.0	0.0	0.0	0.0	
VMP-50-5	11/20/2023	14:10	0.00	0.00	0.0	0	3.9	17.4	0.0	0.0	0.0	0.0	
VMP-50-5	12/21/2023	12:07	0.00	0.00	0.0	0	2.1	19.2	0.0	0.0	0.0	0.0	
VMP-50-5	1/18/2024	12:56	0.00	0.00	0.0	0	1.9	19.0	0.0	0.0	0.0	0.0	
VMP-50-5	2/28/2024	12:05	0.00	0.00	0.0	0	0.3	20.8	0.0	0.0	0.0	0.0	
VMP-50-5	3/21/2024	10:57	0.00	0.00	0.0	0	0.8	20.1	0.0	0.0	0.0	0.0	
VMP-50-5	4/23/2024	10:56	0.00	0.00	0.0	0	0.2	20.5	0.0	0.0	0.0	0.0	
VMP-50-5	5/29/2024	10:15	0.00	0.00	0.0	0	0.4	20.5	0.0	0.0	0.0	0.0	
VMP-50-5	6/20/2024	09:25	0.00	0.00	0.0	0	0.9	20.0	0.0	0.0	0.0	0.0	
VMP-50-5	07/18/2024	12:55	0.00	0.00	0.0	0	0.3	20.4	0.0	0.0	0.0	0.0	
VMP-50-5	08/27/2024	10:35	0.00	0.00	0.0	0	1.2	19.5	0.0	0.0	0.0	0.0	
VMP-50-5	09/19/2024	11:11	0.00	0.00	0.0	0	1.1	20.0	0.0	0.0	0.0	0.0	

SEE LAST PAGE OF TABLE FOR NOTES

TABLE 9
SVE SYSTEM MONTHLY MONITORING - VMP SAMPLING DATA

Sample ID	Date	Initial Reading Time (24-Hour)	Vacuum/Pressure		Fixed Gases				Soil Vapor Concentrations				Comments
			Initial Reading (Inches of H_2O)	Stabilized Reading (Inches of H_2O)	CH_4 (%)	LEL (%)	CO_2 (%)	O_2 (%)	PID (ppmv)	THC (ppmv)	CH_4 (ppmv)	PHC (ppmv)	
VMP-50-10	10/23/2023	13:26	0.00	0.00	0.0	0	5.7	14.4	0.0	0.0	0.0	0.0	
VMP-50-10	11/20/2023	14:11	0.00	0.00	0.0	0	5.6	15.2	0.0	0.0	0.0	0.0	
VMP-50-10	12/21/2023	12:08	0.00	0.15	0.0	0	4.8	16.3	0.0	0.0	0.0	0.0	
VMP-50-10	12/21/2023	12:08	NM	NM	0.0	0	4.8	16.0	0.0	0.0	0.0	0.0	Duplicate sample.
VMP-50-10	1/18/2024	12:57	0.00	0.00	0.0	0	4.2	16.7	0.0	0.0	0.0	0.0	
VMP-50-10	2/28/2024	12:06	0.00	0.00	0.0	0	1.2	20.4	0.0	0.0	0.0	0.0	
VMP-50-10	3/21/2024	10:59	0.00	0.00	0.0	0	1.6	19.7	0.0	0.0	0.0	0.0	
VMP-50-10	4/23/2024	10:57	-0.25	0.00	0.0	0	0.4	20.4	0.0	0.0	0.0	0.0	
VMP-50-10	5/29/2024	10:16	-0.22	-0.18	0.0	0	0.7	20.1	0.0	0.0	0.0	0.0	
VMP-50-10	6/20/2024	09:26	0.00	-0.17	0.0	0	1.5	19.1	0.0	0.0	0.0	0.0	
VMP-50-10	07/18/2024	12:56	0.00	0.00	0.0	0	0.5	20.3	0.0	0.0	0.0	0.0	
VMP-50-10	08/27/2024	10:36	0.00	-0.11	0.0	0	1.8	19.0	0.0	0.0	0.0	0.0	
VMP-50-10	09/19/2024	11:12	-0.14	0.00	0.0	0	1.8	19.5	0.0	0.0	0.0	0.0	
VMP-50-20	10/23/2023	13:27	0.00	0.00	0.0	0	4.9	15.3	0.0	0.0	0.0	0.0	
VMP-50-20	11/20/2023	14:12	0.14	0.00	0.0	0	5.3	15.1	0.0	0.0	0.0	0.0	
VMP-50-20	12/21/2023	12:09	0.00	0.24	0.0	0	5.4	15.0	0.0	0.0	0.0	0.0	
VMP-50-20	1/18/2024	12:58	0.00	0.00	0.0	0	5.2	14.8	0.0	0.0	0.0	0.0	
VMP-50-20	2/28/2024	12:07	0.00	0.00	0.0	0	3.3	18.7	0.0	0.0	0.0	0.0	
VMP-50-20	3/21/2024	10:59	0.00	0.00	0.0	0	3.4	17.6	0.0	0.0	0.0	0.0	
VMP-50-20	4/23/2024	10:58	-2.22	-2.27	0.0	0	0.6	20.2	0.0	0.0	0.0	0.0	
VMP-50-20	5/29/2024	10:17	-2.17	-2.10	0.0	0	0.9	20.0	0.0	0.0	0.0	0.0	
VMP-50-20	6/20/2024	09:27	-0.65	-1.60	0.0	0	1.7	18.9	0.0	0.0	0.0	0.0	
VMP-50-20	07/18/2024	12:57	-1.56	-1.63	0.0	0	1.4	19.5	0.0	0.0	0.0	0.0	
VMP-50-20	08/27/2024	10:37	-0.76	-0.84	0.0	0	2.2	18.7	0.0	0.0	0.0	0.0	
VMP-50-20	09/19/2024	11:13	-0.96	-0.83	0.0	0	2.2	19.1	0.0	0.0	0.0	0.0	
VMP-50-30	10/23/2023	13:28	-0.27	-0.27	0.0	0	1.8	19.0	0.0	4.5	3.8	0.7	
VMP-50-30	11/20/2023	14:13	-0.47	-0.92	0.0	0	3.2	17.8	0.2	5.3	4.8	0.5	
VMP-50-30	12/21/2023	12:10	-0.57	-0.44	0.0	0	3.3	17.7	0.0	6.8	6.5	0.3	
VMP-50-30	1/18/2024	12:59	-0.95	-1.03	0.0	0	3.6	16.7	0.0	4.5	3.2	1.3	
VMP-50-30	2/28/2024	12:08	-1.59	-1.36	0.0	0	2.6	18.8	0.0	4.9	4.5	0.4	
VMP-50-30	3/21/2024	11:00	-1.40	-1.04	0.0	0	2.5	19.1	0.0	4.1	4.1	0.0	
VMP-50-30	4/23/2024	10:59	-0.82	-1.01	0.0	0	2.4	18.9	0.0	2.5	1.4	1.1	
VMP-50-30	5/29/2024	10:18	NM	NM	0.0	0	2.2	18.3	0.1	5.3	4.8	0.5	Duplicate sample.
VMP-50-30	5/29/2024	10:18	-1.42	-1.48	0.0	0	2.3	18.3	0.1	5.3	4.6	0.7	
VMP-50-30	6/20/2024	09:28	-0.51	-0.74	0.0	0	2.5	17.6	0.0	4.2	4.2	0.0	
VMP-50-30	07/18/2024	12:58	-1.39	-1.37	0.0	0	2.4	17.9	0.0	3.0	3.0	0.0	
VMP-50-30	08/27/2024	10:38	-0.61	-0.67	0.0	0	3.1	17.3	0.0	3.9	3.9	0.0	
VMP-50-30	09/19/2024	11:14	-0.77	0.00	0.0	0	3.4	17.4	1.0	8.5	7.4	1.1	

SEE LAST PAGE OF TABLE FOR NOTES

TABLE 9
SVE SYSTEM MONTHLY MONITORING - VMP SAMPLING DATA

Sample ID	Date	Initial Reading Time (24-Hour)	Vacuum/Pressure		Fixed Gases				Soil Vapor Concentrations				Comments
			Initial Reading (Inches of H_2O)	Stabilized Reading (Inches of H_2O)	CH_4 (%)	LEL (%)	CO_2 (%)	O_2 (%)	PID (ppmv)	THC (ppmv)	CH_4 (ppmv)	PHC (ppmv)	
VMP-51-5	10/23/2023	12:45	0.00	0.00	0.0	0	1.6	19.7	0.0	0.0	0.0	0.0	
VMP-51-5	11/21/2023	10:00	NM	NM	NM	NM	NM	NM	NM	NM	NM	NM	Not sampled due to standing water on well vault.
VMP-51-5	12/20/2023	14:05	0.00	0.00	0.0	0	0.7	20.3	0.0	0.0	0.0	0.0	
VMP-51-5	1/23/2024	09:40	0.22	0.00	0.0	0	0.2	20.7	0.0	0.0	0.0	0.0	
VMP-51-5	2/28/2024	11:20	0.00	0.00	0.0	0	0.3	20.8	0.0	0.0	0.0	0.0	
VMP-51-5	3/21/2024	10:33	0.00	0.00	0.0	0	0.3	20.6	0.0	0.0	0.0	0.0	
VMP-51-5	4/23/2024	09:23	0.00	0.00	0.0	0	1.0	19.5	0.0	0.0	0.0	0.0	
VMP-51-5	5/28/2024	14:21	0.00	-0.11	0.0	0	2.4	17.8	0.0	0.0	0.0	0.0	SVE system offline 5/26/24 and restarted 10:25 am 5/28/24.
VMP-51-5	6/20/2024	13:45	0.00	0.00	0.0	0	2.4	19.1	0.0	0.0	0.0	0.0	
VMP-51-5	07/18/2024	12:20	0.00	0.00	0.0	0	1.4	19.9	0.0	0.0	0.0	0.0	
VMP-51-5	08/27/2024	10:50	0.00	0.00	0.0	0	2.5	18.5	0.0	0.0	0.0	0.0	
VMP-51-5	09/19/2024	09:26	0.00	0.00	0.0	0	2.6	18.9	0.0	0.0	0.0	0.0	
VMP-51-10	10/23/2023	12:46	0.00	0.00	0.0	0	2.4	19.2	0.0	0.0	0.0	0.0	
VMP-51-10	11/20/2023	10:02	NM	NM	NM	NM	NM	NM	NM	NM	NM	NM	Not sampled due to standing water on well vault.
VMP-51-10	12/20/2023	14:06	0.00	0.00	0.0	0	1.2	20.0	0.0	0.0	0.0	0.0	
VMP-51-10	1/23/2024	09:41	12.52	0.00	0.0	0	0.8	20.6	0.0	0.0	0.0	0.0	
VMP-51-10	2/28/2024	11:21	0.00	0.00	0.0	0	0.5	20.6	0.0	0.0	0.0	0.0	
VMP-51-10	3/21/2024	10:34	0.00	0.00	0.0	0	0.7	20.2	0.0	0.0	0.0	0.0	
VMP-51-10	4/23/2024	09:24	0.00	0.00	0.0	0	1.1	19.4	0.0	0.0	0.0	0.0	
VMP-51-10	5/28/2024	14:22	-0.12	-0.12	0.0	0	2.3	17.8	0.0	0.0	0.0	0.0	SVE system offline 5/26/24 and restarted 10:25 am 5/28/24.
VMP-51-10	6/20/2024	13:46	0.00	0.00	0.0	0	2.7	18.5	0.0	0.0	0.0	0.0	
VMP-51-10	07/18/2024	12:24	0.00	0.00	0.0	0	2.5	18.5	0.0	0.0	0.0	0.0	
VMP-51-10	08/27/2024	10:51	0.00	0.00	0.0	0	3.0	18.3	0.0	0.0	0.0	0.0	
VMP-51-10	09/19/2024	09:27	0.00	0.00	0.0	0	3.1	18.5	0.0	0.0	0.0	0.0	
VMP-51-20	10/23/2023	12:47	0.00	0.00	0.0	0	2.6	18.6	0.0	0.0	0.0	0.0	
VMP-51-20	11/20/2023	10:02	NM	NM	NM	NM	NM	NM	NM	NM	NM	NM	Not sampled due to standing water on well vault.
VMP-51-20	12/20/2023	14:07	0.00	-0.09	0.0	0	2.3	18.9	0.0	0.0	0.0	0.0	
VMP-51-20	1/23/2024	09:42	-0.15	-0.13	0.0	0	1.9	19.5	0.0	0.0	0.0	0.0	
VMP-51-20	2/28/2024	11:22	-0.25	-0.12	0.0	0	1.6	19.8	0.0	0.0	0.0	0.0	
VMP-51-20	3/21/2024	10:35	-0.15	0.00	0.0	0	1.5	19.6	0.0	0.0	0.0	0.0	
VMP-51-20	4/23/2024	09:25	-0.11	-0.17	0.0	0	1.5	19.4	0.0	0.0	0.0	0.0	
VMP-51-20	5/28/2024	14:23	0.00	0.00	0.0	0	1.8	18.6	0.0	0.0	0.0	0.0	SVE system offline 5/26/24 and restarted 10:25 am 5/28/24.
VMP-51-20	6/20/2024	13:47	-0.09	-0.09	0.0	0	2.1	18.5	0.0	0.0	0.0	0.0	
VMP-51-20	07/18/2024	12:22	-0.14	0.00	0.0	0	2.5	18.4	0.0	0.0	0.0	0.0	
VMP-51-20	08/27/2024	10:52	0.00	0.00	0.0	0	0.7	20.0	0.0	0.0	0.0	0.0	
VMP-51-20	09/19/2024	09:28	0.00	0.00	0.0	0	0.5	20.4	0.0	0.0	0.0	0.0	

TABLE 9
SVE SYSTEM MONTHLY MONITORING - VMP SAMPLING DATA

Sample ID	Date	Initial Reading Time (24-Hour)	Vacuum/Pressure		Fixed Gases				Soil Vapor Concentrations				Comments
			Initial Reading (Inches of H_2O)	Stabilized Reading (Inches of H_2O)	CH_4 (%)	LEL (%)	CO_2 (%)	O_2 (%)	PID (ppmv)	THC (ppmv)	CH_4 (ppmv)	PHC (ppmv)	
VMP-51-30	10/23/2023	12:48	0.00	0.33	0.0	0	2.9	18.0	0.0	0.0	0.0	0.0	
VMP-51-30	11/20/2023	10:03	NM	NM	NM	NM	NM	NM	NM	NM	NM	NM	Not sampled due to standing water on well vault.
VMP-51-30	12/20/2023	14:08	0.00	0.00	0.0	0	2.9	18.2	0.0	0.0	0.0	0.0	
VMP-51-30	1/23/2024	09:43	-0.19	-0.14	0.0	0	2.7	18.7	0.0	0.0	0.0	0.0	
VMP-51-30	2/28/2024	11:23	-0.25	-0.18	0.0	0	2.4	19.0	0.0	0.0	0.0	0.0	
VMP-51-30	3/21/2024	10:36	0.00	0.00	0.0	0	2.4	18.9	0.0	0.0	0.0	0.0	
VMP-51-30	4/23/2024	09:26	0.00	0.00	0.0	0	2.3	18.8	0.0	0.0	0.0	0.0	
VMP-51-30	5/28/2024	14:24	-0.13	-0.17	0.0	0	2.3	18.3	0.0	0.0	0.0	0.0	SVE system offline 5/26/24 and restarted 10:25 am 5/28/24.
VMP-51-30	6/20/2024	13:48	-0.10	0.00	0.0	0	2.5	18.2	0.0	0.0	0.0	0.0	
VMP-51-30	07/18/2024	12:23	-0.16	0.00	0.0	0	2.7	18.0	0.0	0.0	0.0	0.0	
VMP-51-30	08/27/2024	10:53	0.00	0.00	0.0	0	3.2	17.4	0.0	0.0	0.0	0.0	
VMP-51-30	09/19/2024	09:29	0.00	-0.19	0.0	0	3.3	17.6	0.0	0.0	0.0	0.0	
VMP-52-5	10/23/2023	12:10	0.00	0.00	0.0	0	3.3	18.9	0.0	0.0	0.0	0.0	
VMP-52-5	11/20/2023	10:25	0.00	0.00	0.0	0	2.5	19.4	0.0	0.0	0.0	0.0	
VMP-52-5	12/20/2023	11:25	0.00	0.00	0.0	0	1.0	19.9	0.0	0.0	0.0	0.0	
VMP-52-5	1/23/2024	10:35	0.00	0.00	0.0	0	0.3	20.2	0.0	0.0	0.0	0.0	
VMP-52-5	2/27/2024	13:40	0.00	0.00	0.0	0	0.9	20.1	0.0	0.0	0.0	0.0	
VMP-52-5	3/21/2024	08:35	0.00	0.00	0.0	0	1.1	20.0	0.0	0.0	0.0	0.0	
VMP-52-5	4/23/2024	08:35	0.00	0.00	0.0	0	1.9	18.0	0.0	0.0	0.0	0.0	
VMP-52-5	5/28/2024	13:40	0.00	0.00	0.0	0	4.1	13.9	0.0	0.0	0.0	0.0	SVE system offline 5/26/24 and restarted 10:25 am 5/28/24.
VMP-52-5	6/20/2024	08:20	0.00	0.00	0.0	0	5.1	16.8	0.0	0.0	0.0	0.0	
VMP-52-5	07/18/2024	11:25	0.00	0.00	0.0	0	4.1	13.8	0.0	0.0	0.0	0.0	
VMP-52-5	08/26/2024	12:45	0.00	0.00	0.0	0	4.1	17.9	0.0	0.0	0.0	0.0	
VMP-52-5	09/19/2024	08:26	0.00	0.00	0.0	0	4.7	17.7	0.0	0.0	0.0	0.0	
VMP-52-10	10/23/2023	12:11	0.00	0.00	0.0	0	5.0	16.5	0.0	0.0	0.0	0.0	
VMP-52-10	11/20/2023	10:26	-0.10	-0.15	0.0	0	5.0	16.8	0.0	0.0	0.0	0.0	
VMP-52-10	11/20/2023	10:26	NM	NM	0.0	0	4.9	17.0	0.0	0.0	0.0	0.0	Duplicate sample.
VMP-52-10	12/20/2023	11:26	0.00	0.00	0.0	0	4.1	17.7	0.0	0.0	0.0	0.0	
VMP-52-10	1/23/2024	10:36	0.00	0.00	0.0	0	2.4	17.9	0.0	0.0	0.0	0.0	
VMP-52-10	2/27/2024	13:41	0.10	0.09	0.0	0	3.8	16.7	0.0	0.0	0.0	0.0	
VMP-52-10	3/21/2024	08:36	0.00	0.00	0.0	0	2.4	19.6	0.0	0.0	0.0	0.0	
VMP-52-10	4/23/2024	08:36	0.00	0.00	0.0	0	2.5	18.5	0.0	0.0	0.0	0.0	
VMP-52-10	4/23/2024	08:36	NM	NM	0.0	0	2.4	18.5	0.0	0.0	0.0	0.0	Duplicate sample.
VMP-52-10	5/28/2024	13:41	0.00	0.00	0.0	0	3.6	15.9	0.0	0.0	0.0	0.0	SVE system offline 5/26/24 and restarted 10:25 am 5/28/24.
VMP-52-10	6/20/2024	08:21	0.00	0.00	0.0	0	3.8	16.3	0.0	0.0	0.0	0.0	
VMP-52-10	07/18/2024	11:26	0.00	0.00	0.0	0	3.7	14.9	0.0	0.0	0.0	0.0	
VMP-52-10	08/16/2024	12:46	0.00	0.00	0.0	0	4.4	15.0	0.0	0.0	0.0	0.0	
VMP-52-10	09/19/2024	08:27	0.00	0.00	0.0	0	5.3	15.1	0.0	0.0	0.0	0.0	

TABLE 9
SVE SYSTEM MONTHLY MONITORING - VMP SAMPLING DATA

Sample ID	Date	Initial Reading Time (24-Hour)	Vacuum/Pressure		Fixed Gases				Soil Vapor Concentrations				Comments
			Initial Reading (Inches of H_2O)	Stabilized Reading (Inches of H_2O)	CH_4 (%)	LEL (%)	CO_2 (%)	O_2 (%)	PID (ppmv)	THC (ppmv)	CH_4 (ppmv)	PHC (ppmv)	
VMP-52-20	10/23/2023	12:12	0.00	0.17	0.0	0	5.5	14.1	0.0	0.0	0.0	0.0	
VMP-52-20	11/20/2023	10:27	0.00	0.27	0.0	0	5.9	13.8	0.0	0.0	0.0	0.0	
VMP-52-20	12/20/2023	11:27	-0.10	0.00	0.0	0	5.9	13.5	0.0	0.0	0.0	0.0	
VMP-52-20	1/23/2024	10:37	0.32	0.00	0.0	0	6.1	12.9	0.0	0.0	0.0	0.0	
VMP-52-20	2/27/2024	13:42	0.23	0.16	0.0	0	6.3	12.4	0.0	0.0	0.0	0.0	
VMP-52-20	3/21/2024	08:37	0.00	-0.11	0.0	0	3.2	19.0	0.0	0.0	0.0	0.0	
VMP-52-20	4/23/2024	08:37	0.00	0.00	0.0	0	4.1	16.8	0.0	0.0	0.0	0.0	
VMP-52-20	5/28/2024	13:42	0.00	0.00	0.0	0	4.6	15.4	0.0	0.0	0.0	0.0	SVE system offline 5/26/24 and restarted 10:25 am 5/28/24.
VMP-52-20	6/20/2024	08:22	0.00	0.00	0.0	0	4.8	14.8	0.0	0.0	0.0	0.0	
VMP-52-20	07/18/2024	11:27	-0.10	0.00	0.0	0	5.0	14.2	0.0	0.0	0.0	0.0	
VMP-52-20	08/26/2024	12:47	0.00	0.14	0.0	0	3.8	16.1	0.0	0.0	0.0	0.0	
VMP-52-20	09/19/2024	08:28	-0.10	0.00	0.0	0	5.6	13.2	0.0	0.0	0.0	0.0	
VMP-52-30	10/23/2023	12:13	0.00	0.17	0.0	0	5.6	13.9	0.0	0.0	0.0	0.0	
VMP-52-30	11/20/2023	10:28	0.00	0.27	0.0	0	6.0	13.5	0.0	0.0	0.0	0.0	
VMP-52-30	12/20/2023	11:28	0.10	0.00	0.0	0	6.1	13.0	0.0	0.0	0.0	0.0	
VMP-52-30	1/23/2024	10:38	0.15	0.00	0.0	0	6.4	12.3	0.0	0.0	0.0	0.0	
VMP-52-30	2/27/2024	13:43	0.51	0.00	0.0	0	6.6	11.8	0.0	0.0	0.0	0.0	
VMP-52-30	3/21/2024	08:38	-0.38	-0.11	0.0	0	4.5	17.3	0.0	0.0	0.0	0.0	
VMP-52-30	4/23/2024	08:38	-0.11	0.00	0.0	0	4.8	16.3	0.0	0.0	0.0	0.0	
VMP-52-30	5/28/2024	13:43	0.00	-0.11	0.0	0	5.0	14.8	0.0	0.0	0.0	0.0	SVE system offline 5/26/24 and restarted 10:25 am 5/28/24.
VMP-52-30	6/20/2024	08:23	0.00	0.00	0.0	0	5.2	14.2	0.0	0.0	0.0	0.0	
VMP-52-30	6/20/2024	08:23	NM	NM	0.0	0	5.1	14.3	0.0	0.0	0.0	0.0	Duplicate sample.
VMP-52-30	07/18/2024	11:28	-0.10	0.00	0.0	0	5.3	13.7	0.0	0.0	0.0	0.0	
VMP-52-30	08/26/2024	12:48	0.00	0.00	0.0	0	5.5	13.2	0.0	0.0	0.0	0.0	
VMP-52-30	09/19/2024	08:29	-0.15	0.00	0.0	0	5.5	13.4	0.0	0.0	0.0	0.0	
VMP-53-5	10/23/2023	09:57	0.00	0.00	0.0	0	2.5	18.9	0.0	0.0	0.0	0.0	
VMP-53-5	11/20/2023	09:05	-0.09	0.00	0.0	0	2.0	19.3	0.0	0.0	0.0	0.0	
VMP-53-5	12/20/2023	09:10	0.00	0.00	0.0	0	1.6	19.5	0.0	0.0	0.0	0.0	
VMP-53-5	1/18/2024	14:02	0.00	0.00	0.0	0	1.2	19.9	0.0	0.0	0.0	0.0	
VMP-53-5	2/27/2024	11:45	0.00	0.00	0.0	0	1.2	20.2	0.0	0.0	0.0	0.0	
VMP-53-5	3/20/2024	09:18	0.00	0.00	0.0	0	1.2	20.0	0.0	0.0	0.0	0.0	
VMP-53-5	4/22/2024	12:35	0.00	0.00	0.0	0	1.8	19.2	0.0	0.0	0.0	0.0	
VMP-53-5	5/28/2024	11:06	0.00	0.00	0.0	0	2.8	17.9	0.0	0.0	0.0	0.0	SVE system offline 5/26/24 and restarted 10:25 am 5/28/24.
VMP-53-5	6/19/2024	11:25	0.00	0.00	0.0	0	2.8	19.1	0.0	0.0	0.0	0.0	
VMP-53-5	07/17/2024	12:40	0.00	0.00	0.0	0	2.3	18.5	0.0	0.0	0.0	0.0	
VMP-53-5	08/26/2024	10:46	0.00	0.00	0.0	0	2.3	19.0	0.0	0.0	0.0	0.0	
VMP-53-5	09/18/2024	13:35	0.00	0.00	0.0	0	1.2	20.0	0.0	0.0	0.0	0.0	

TABLE 9
SVE SYSTEM MONTHLY MONITORING - VMP SAMPLING DATA

Sample ID	Date	Initial Reading Time (24-Hour)	Vacuum/Pressure		Fixed Gases				Soil Vapor Concentrations				Comments
			Initial Reading (Inches of H_2O)	Stabilized Reading (Inches of H_2O)	CH_4 (%)	LEL (%)	CO_2 (%)	O_2 (%)	PID (ppmv)	THC (ppmv)	CH_4 (ppmv)	PHC (ppmv)	
VMP-53-10	10/23/2023	09:58	0.00	0.00	0.0	0	2.9	18.4	0.0	0.0	0.0	0.0	
VMP-53-10	11/20/2023	09:08	0.00	0.00	0.0	0	2.6	18.8	0.0	0.0	0.0	0.0	
VMP-53-10	12/20/2023	09:11	0.00	0.00	0.0	0	2.1	19.0	0.0	0.0	0.0	0.0	
VMP-53-10	1/18/2024	14:03	0.00	0.00	0.0	0	1.9	19.2	0.0	0.0	0.0	0.0	
VMP-53-10	1/18/2024	14:03	NM	NM	0.0	0	1.9	19.2	0.0	0.0	0.0	0.0	Duplicate sample.
VMP-53-10	2/27/2024	11:46	0.00	0.00	0.0	0	1.6	19.7	0.0	0.0	0.0	0.0	
VMP-53-10	3/20/2024	09:19	0.00	0.00	0.0	0	1.0	20.1	0.0	0.0	0.0	0.0	
VMP-53-10	4/22/2024	12:36	0.00	0.00	0.0	0	1.6	19.3	0.0	0.0	0.0	0.0	
VMP-53-10	5/28/2024	11:07	0.00	0.00	0.0	0	2.3	18.3	0.0	0.0	0.0	0.0	
VMP-53-10	6/19/2024	11:26	0.00	-0.10	0.0	0	1.9	19.7	0.0	0.0	0.0	0.0	
VMP-53-10	07/17/2024	12:41	0.00	0.00	0.0	0	1.5	19.6	0.0	0.0	0.0	0.0	
VMP-53-10	08/26/2024	10:46	0.00	0.00	0.0	0	2.1	19.2	0.0	0.0	0.0	0.0	
VMP-53-10	09/18/2024	13:36	0.00	-0.12	0.0	0	0.9	20.3	0.0	0.0	0.0	0.0	
VMP-53-20	10/23/2023	09:59	-0.09	0.00	0.0	0	3.7	16.9	0.0	0.0	0.0	0.0	
VMP-53-20	11/20/2023	09:07	-0.11	0.00	0.0	0	3.6	17.3	0.0	0.0	0.0	0.0	
VMP-53-20	12/20/2023	09:12	0.00	0.00	0.0	0	3.3	17.4	0.0	0.0	0.0	0.0	
VMP-53-20	12/20/2023	09:12	NM	NM	0.0	0	3.4	17.3	0.0	0.0	0.0	0.0	Duplicate sample.
VMP-53-20	1/18/2024	14:09	0.00	0.47	0.0	0	3.2	17.3	0.0	0.0	0.0	0.0	
VMP-53-20	2/27/2024	11:47	0.12	0.19	0.0	0	3.1	17.6	0.0	0.0	0.0	0.0	
VMP-53-20	3/20/2024	09:20	-0.13	-0.11	0.0	0	2.3	19.0	0.0	0.0	0.0	0.0	
VMP-53-20	4/22/2024	12:37	0.35	0.15	0.0	0	2.6	18.3	0.0	0.0	0.0	0.0	
VMP-53-20	5/28/2024	11:08	0.00	0.00	0.0	0	2.7	17.8	0.0	0.0	0.0	0.0	SVE system offline 5/26/24 and restarted 10:25 am 5/28/24.
VMP-53-20	6/19/2024	11:27	-0.25	-0.36	0.0	0	2.6	19.1	0.0	0.0	0.0	0.0	
VMP-53-20	07/17/2024	12:42	0.00	0.00	0.0	0	1.3	19.8	0.0	0.0	0.0	0.0	
VMP-53-20	08/26/2024	10:47	NM	NM	0.0	0	2.1	18.9	0.0	0.0	0.0	0.0	Duplicate sample.
VMP-53-20	08/26/2024	10:47	0.00	0.00	0.0	0	1.9	19.2	0.0	0.0	0.0	0.0	
VMP-53-20	09/18/2024	13:37	-0.14	0.00	0.0	0	1.2	20.2	0.0	0.0	0.0	0.0	
VMP-53-30	10/23/2023	10:00	0.00	0.00	0.0	0	3.9	16.3	0.0	0.0	0.0	0.0	
VMP-53-30	11/20/2023	09:08	-0.13	0.00	0.0	0	4.1	16.4	0.0	0.0	0.0	0.0	
VMP-53-30	12/20/2023	09:13	0.00	0.00	0.0	0	4.0	16.5	0.0	0.0	0.0	0.0	
VMP-53-30	1/18/2024	14:05	0.00	0.00	0.0	0	3.9	16.4	0.0	0.0	0.0	0.0	
VMP-53-30	2/27/2024	11:48	0.12	0.20	0.0	0	3.8	16.8	0.0	0.0	0.0	0.0	
VMP-53-30	3/20/2024	09:21	-0.14	-0.13	0.0	0	3.6	17.7	0.0	0.0	0.0	0.0	
VMP-53-30	4/22/2024	12:38	0.00	0.00	0.0	0	3.3	17.6	0.0	0.0	0.0	0.0	
VMP-53-30	5/28/2024	11:09	0.00	-0.23	0.0	0	3.4	17.3	0.0	0.0	0.0	0.0	SVE system offline 5/26/24 and restarted 10:25 am 5/28/24.
VMP-53-30	6/19/2024	11:28	-0.30	-0.39	0.0	0	3.3	17.7	0.0	0.0	0.0	0.0	
VMP-53-30	07/17/2024	12:43	0.00	-0.37	0.0	0	2.2	18.9	0.0	0.0	0.0	0.0	
VMP-53-30	08/26/2024	10:48	0.00	0.00	0.0	0	2.6	18.3	0.0	0.0	0.0	0.0	
VMP-53-30	09/18/2024	13:38	-0.17	-0.21	0.0	0	2.0	19.5	0.0	0.0	0.0	0.0	

TABLE 9
SVE SYSTEM MONTHLY MONITORING - VMP SAMPLING DATA

Sample ID	Date	Initial Reading Time (24-Hour)	Vacuum/Pressure		Fixed Gases				Soil Vapor Concentrations				Comments
			Initial Reading (Inches of H_2O)	Stabilized Reading (Inches of H_2O)	CH_4 (%)	LEL (%)	CO_2 (%)	O_2 (%)	PID (ppmv)	THC (ppmv)	CH_4 (ppmv)	PHC (ppmv)	
VMP-54-5	10/23/2023	10:10	0.00	0.00	0.0	0	0.8	19.9	0.0	0.0	0.0	0.0	
VMP-54-5	11/20/2023	10:00	0.00	0.00	0.0	0	1.1	19.8	0.0	0.0	0.0	0.0	
VMP-54-5	12/20/2023	09:30	-0.31	0.00	0.0	0	0.6	20.2	0.0	0.0	0.0	0.0	
VMP-54-5	1/18/2024	14:17	-0.15	-0.30	0.0	0	0.6	20.3	0.0	0.0	0.0	0.0	
VMP-54-5	2/27/2024	12:00	0.00	0.00	0.0	0	0.4	20.4	0.0	0.0	0.0	0.0	
VMP-54-5	3/20/2024	10:15	0.00	0.00	0.0	0	0.1	20.8	0.0	0.0	0.0	0.0	
VMP-54-5	4/22/2024	12:50	0.00	0.00	0.0	0	0.3	20.5	0.0	0.0	0.0	0.0	
VMP-54-5	5/28/2024	10:50	0.00	0.00	0.0	0	3.6	16.2	2.6	3.3	0.0	3.3	SVE system offline 5/26/24 and restarted 10:25 am 5/28/24.
VMP-54-5	5/28/2024	10:50	NM	NM	0.0	0	3.6	16.2	2.6	3.3	0.0	3.3	Duplicate sample.
VMP-54-5	5/29/2024	08:25	0.00	NM	0.0	0	4.0	15.8	0.0	0.0	0.0	0.0	Re-sampled to confirm initial sample.
VMP-54-5	6/19/2024	11:40	0.00	0.00	0.0	0	5.0	15.8	0.0	0.0	0.0	0.0	
VMP-54-5	07/17/2024	13:00	0.00	0.00	0.0	0	4.5	15.7	0.0	0.0	0.0	0.0	
VMP-54-5	08/26/2024	11:05	0.00	0.00	0.0	0	4.3	16.3	0.0	0.0	0.0	0.0	
VMP-54-5	09/18/2024	13:56	0.00	0.00	0.0	0	4.0	17.6	0.0	0.0	0.0	0.0	
VMP-54-10	10/23/2023	10:11	0.00	0.00	0.0	0	4.1	15.5	0.0	0.0	0.0	0.0	
VMP-54-10	10/23/2023	10:11	NM	NM	0.0	0	4.2	15.5	0.0	0.0	0.0	0.0	Duplicate sample.
VMP-54-10	11/20/2023	10:01	0.00	0.00	0.0	0	4.0	16.1	0.0	0.0	0.0	0.0	
VMP-54-10	12/20/2023	09:31	0.00	0.00	0.0	0	3.4	16.8	0.0	0.0	0.0	0.0	
VMP-54-10	1/18/2024	14:18	0.00	0.00	0.0	0	3.1	17.0	0.0	0.0	0.0	0.0	
VMP-54-10	2/27/2024	12:01	0.10	0.15	0.0	0	3.1	17.1	0.0	0.0	0.0	0.0	
VMP-54-10	3/20/2024	10:16	0.00	0.00	0.0	0	3.1	17.2	0.0	0.0	0.0	0.0	
VMP-54-10	4/22/2024	12:51	0.00	0.00	0.0	0	3.3	16.6	0.0	0.0	0.0	0.0	
VMP-54-10	5/28/2024	10:51	0.00	0.00	0.0	0	3.6	16.0	0.0	0.0	0.0	0.0	
VMP-54-10	6/19/2024	11:41	0.00	0.00	0.0	0	1.2	19.4	0.0	0.0	0.0	0.0	
VMP-54-10	07/17/2024	13:01	-0.14	0.00	0.0	0	1.2	19.8	0.0	0.0	0.0	0.0	
VMP-54-10	08/26/2024	11:06	0.00	0.00	0.0	0	0.6	20.3	0.0	0.0	0.0	0.0	
VMP-54-10	09/18/2024	13:57	0.00	0.00	0.0	0	1.3	19.7	0.0	0.0	0.0	0.0	
VMP-54-20	10/23/2023	10:12	0.00	0.00	0.0	0	5.0	13.5	0.0	0.0	0.0	0.0	
VMP-54-20	11/20/2023	10:02	0.00	0.09	0.0	0	5.2	13.7	0.0	0.0	0.0	0.0	
VMP-54-20	12/20/2023	09:32	0.00	0.00	0.0	0	4.9	14.1	0.0	0.0	0.0	0.0	
VMP-54-20	1/18/2024	14:19	0.00	0.00	0.0	0	4.5	14.6	0.0	0.0	0.0	0.0	
VMP-54-20	2/27/2024	12:02	0.14	0.15	0.0	0	4.3	15.0	0.0	0.0	0.0	0.0	
VMP-54-20	3/20/2024	10:17	0.00	0.00	0.0	0	4.3	15.0	0.0	0.0	0.0	0.0	
VMP-54-20	4/22/2024	12:52	0.00	0.00	0.0	0	4.3	14.6	0.0	0.0	0.0	0.0	
VMP-54-20	5/28/2024	10:52	0.00	0.00	0.0	0	4.1	14.6	0.0	0.0	0.0	0.0	SVE system offline 5/26/24 and restarted 10:25 am 5/28/24.
VMP-54-20	6/19/2024	11:42	0.00	0.00	0.0	0	4.2	14.4	0.0	0.0	0.0	0.0	
VMP-54-20	6/19/2024	11:42	NM	NM	0.0	0	4.2	14.4	0.0	0.0	0.0	0.0	Duplicate sample.
VMP-54-20	07/17/2024	13:02	0.00	0.00	0.0	0	4.0	15.5	0.0	0.0	0.0	0.0	
VMP-54-20	08/26/2024	11:07	0.00	0.00	0.0	0	3.8	16.0	0.0	0.0	0.0	0.0	
VMP-54-20	09/18/2024	13:58	0.00	0.00	0.0	0	4.0	16.2	0.0	0.0	0.0	0.0	

TABLE 9
SVE SYSTEM MONTHLY MONITORING - VMP SAMPLING DATA

Sample ID	Date	Initial Reading Time (24-Hour)	Vacuum/Pressure		Fixed Gases				Soil Vapor Concentrations				Comments
			Initial Reading (Inches of H_2O)	Stabilized Reading (Inches of H_2O)	CH_4 (%)	LEL (%)	CO_2 (%)	O_2 (%)	PID (ppmv)	THC (ppmv)	CH_4 (ppmv)	PHC (ppmv)	
VMP-54-30	10/23/2023	10:13	0.00	0.00	0.0	0	3.0	17.7	0.0	0.0	0.0	0.0	
VMP-54-30	11/20/2023	10:03	0.00	0.00	0.0	0	2.6	18.4	0.0	0.0	0.0	0.0	
VMP-54-30	12/20/2023	09:33	0.00	0.00	0.0	0	1.6	19.1	0.0	0.0	0.0	0.0	
VMP-54-30	1/18/2024	14:20	0.00	0.00	0.0	0	1.0	19.3	0.0	0.0	0.0	0.0	
VMP-54-30	2/27/2024	12:03	0.00	0.12	0.0	0	2.2	18.3	0.0	0.0	0.0	0.0	
VMP-54-30	3/20/2024	10:18	0.00	0.00	0.0	0	1.5	19.7	0.0	0.0	0.0	0.0	
VMP-54-30	4/22/2024	12:53	0.00	0.00	0.0	0	2.9	17.3	0.0	0.0	0.0	0.0	
VMP-54-30	5/28/2024	10:53	0.00	0.00	0.0	0	1.8	18.5	0.0	0.0	0.0	0.0	SVE system offline 5/26/24 and restarted 10:25 am 5/28/24.
VMP-54-30	6/19/2024	11:43	0.00	0.00	0.0	0	4.3	16.8	0.0	0.0	0.0	0.0	
VMP-54-30	07/17/2024	13:03	0.00	0.00	0.0	0	2.8	16.2	0.0	0.0	0.0	0.0	
VMP-54-30	08/26/2024	11:08	0.00	0.00	0.0	0	3.2	17.8	0.0	0.0	0.0	0.0	
VMP-54-30	09/18/2024	13:59	0.00	0.00	0.0	0	3.2	18.1	0.0	0.0	0.0	0.0	
VMP-55-5	10/23/2023	10:38	NM	NM	NM	NM	NM	NM	NM	NM	NM	NM	Screen submerged.
VMP-55-5	11/20/2023	11:28	NM	NM	NM	NM	NM	NM	NM	NM	NM	NM	Screen submerged.
VMP-55-5	12/21/2023	09:42	NM	NM	NM	NM	NM	NM	NM	NM	NM	NM	Screen submerged.
VMP-55-5	1/18/2024	12:52	NM	NM	NM	NM	NM	NM	NM	NM	NM	NM	Screen submerged.
VMP-55-5	2/27/2024	11:10	NM	NM	NM	NM	NM	NM	NM	NM	NM	NM	Screen submerged.
VMP-55-5	3/21/2024	11:33	NM	NM	NM	NM	NM	NM	NM	NM	NM	NM	Screen submerged.
VMP-55-5	4/23/2024	10:28	NM	NM	NM	NM	NM	NM	NM	NM	NM	NM	Screen submerged.
VMP-55-5	5/28/2024	08:54	NM	NM	NM	NM	NM	NM	NM	NM	NM	NM	Screen submerged.
VMP-55-5	6/19/2024	10:40	NM	NM	NM	NM	NM	NM	NM	NM	NM	NM	Screen submerged.
VMP-55-5	07/18/2024	09:10	NM	NM	NM	NM	NM	NM	NM	NM	NM	NM	Screen submerged.
VMP-55-5	08/26/2024	08:25	NM	NM	NM	NM	NM	NM	NM	NM	NM	NM	Screen submerged.
VMP-55-5	09/18/2024	12:25	0.00	0.00	0.0	0	0.7	20.4	1.7	47.2	43.7	3.5	
VMP-55-10	10/23/2023	10:39	NM	NM	NM	NM	NM	NM	NM	NM	NM	NM	Screen submerged.
VMP-55-10	11/20/2023	11:29	NM	NM	NM	NM	NM	NM	NM	NM	NM	NM	Screen submerged.
VMP-55-10	12/21/2023	09:43	NM	NM	NM	NM	NM	NM	NM	NM	NM	NM	Screen submerged.
VMP-55-10	1/18/2024	12:53	NM	NM	NM	NM	NM	NM	NM	NM	NM	NM	Screen submerged.
VMP-55-10	2/27/2024	11:11	NM	NM	NM	NM	NM	NM	NM	NM	NM	NM	Screen submerged.
VMP-55-10	3/21/2024	11:34	NM	NM	NM	NM	NM	NM	NM	NM	NM	NM	Screen submerged.
VMP-55-10	4/23/2024	10:29	NM	NM	NM	NM	NM	NM	NM	NM	NM	NM	Screen submerged.
VMP-55-10	5/28/2024	08:55	NM	NM	NM	NM	NM	NM	NM	NM	NM	NM	Screen submerged.
VMP-55-10	6/19/2024	10:41	NM	NM	NM	NM	NM	NM	NM	NM	NM	NM	Screen submerged.
VMP-55-10	07/18/2024	09:11	NM	NM	NM	NM	NM	NM	NM	NM	NM	NM	Screen submerged.
VMP-55-10	08/26/2024	08:26	NM	NM	NM	NM	NM	NM	NM	NM	NM	NM	Screen submerged.
VMP-55-10	09/18/2024	12:26	NM	NM	NM	NM	NM	NM	NM	NM	NM	NM	Screen submerged.

TABLE 9
SVE SYSTEM MONTHLY MONITORING - VMP SAMPLING DATA

Sample ID	Date	Initial Reading Time (24-Hour)	Vacuum/Pressure		Fixed Gases				Soil Vapor Concentrations				Comments
			Initial Reading (Inches of H_2O)	Stabilized Reading (Inches of H_2O)	CH_4 (%)	LEL (%)	CO_2 (%)	O_2 (%)	PID (ppmv)	THC (ppmv)	CH_4 (ppmv)	PHC (ppmv)	
VMP-55-20	10/23/2023	10:40	-0.12	0.00	6.4	OVR	19.0	0.6	108	55000	50000	5000	
VMP-55-20	11/20/2023	11:30	0.00	0.29	1.8	36	17.8	2.0	51.8	16140	15170	970	
VMP-55-20	12/21/2023	09:41	-0.21	0.43	3.4	69	18.4	0.0	102	28370	25850	2520	
VMP-55-20	1/18/2024	12:54	0.00	0.00	9.6	OVR	18.5	0.5	139	64560	57670	6890	
VMP-55-20	2/27/2024	11:12	0.00	0.64	20.5	OVR	18.9	0.9	262	116000	106000	10000	
VMP-55-20	3/21/2024	11:35	-0.16	-0.14	9.9	OVR	18.3	0.2	149	70730	62830	7900	
VMP-55-20	4/23/2024	10:30	-0.24	0.55	21.1	OVR	18.3	0.6	171	124000	121000	3000	
VMP-55-20	5/28/2024	08:56	0.00	-0.27	23.1	OVR	17.9	0.2	113	149000	141000	8000	SVE system offline 5/26/24 and restarted 10:25 am 5/28/24.
VMP-55-20	6/19/2024	10:42	-1.46	-1.36	22.1	OVR	15.0	3.9	207	123570	114050	9520	
VMP-55-20	07/18/2024	09:12	-1.56	-1.68	27.6	OVR	15.6	2.9	204	156310	140340	15970	
VMP-55-20	08/26/2024	08:27	0.00	0.00	20.3	OVR	18.0	0.5	305	94860	93080	1780	
VMP-55-20	09/18/2024	12:27	-0.93	-0.64	33.6	73	18.2	0.1	252	19470	19470	0.0	
VMP-55-30	10/23/2023	10:41	NM	NM	NM	NM	NM	NM	NM	NM	NM	NM	Screen submerged.
VMP-55-30	11/20/2023	11:31	NM	NM	NM	NM	NM	NM	NM	NM	NM	NM	Screen submerged.
VMP-55-30	12/21/2023	09:44	NM	NM	NM	NM	NM	NM	NM	NM	NM	NM	Screen submerged.
VMP-55-30	1/18/2024	12:55	NM	NM	NM	NM	NM	NM	NM	NM	NM	NM	Screen submerged.
VMP-55-30	2/27/2024	11:13	NM	NM	NM	NM	NM	NM	NM	NM	NM	NM	Screen submerged.
VMP-55-30	3/21/2024	11:36	NM	NM	NM	NM	NM	NM	NM	NM	NM	NM	Screen submerged.
VMP-55-30	4/23/2024	10:31	NM	NM	NM	NM	NM	NM	NM	NM	NM	NM	Screen submerged.
VMP-55-30	5/28/2024	08:57	NM	NM	NM	NM	NM	NM	NM	NM	NM	NM	Screen submerged.
VMP-55-30	6/19/2024	10:43	NM	NM	NM	NM	NM	NM	NM	NM	NM	NM	Screen submerged.
VMP-55-30	07/18/2024	09:13	NM	NM	NM	NM	NM	NM	NM	NM	NM	NM	Screen submerged.
VMP-55-30	08/26/2024	08:28	NM	NM	NM	NM	NM	NM	NM	NM	NM	NM	Screen submerged.
VMP-55-30	09/18/2024	12:28	NM	NM	NM	NM	NM	NM	NM	NM	NM	NM	Screen submerged.
VMP-56-10	10/24/2023	08:00	-0.75	-0.72	0.0	0	0.3	20.8	0.0	0.0	0.0	0.0	
VMP-56-10	11/21/2023	11:05	-0.45	-0.54	0.0	0	0.2	20.7	0.0	0.0	0.0	0.0	
VMP-56-10	12/21/2023	12:52	-0.28	-0.32	0.0	0	0.1	20.8	0.0	0.0	0.0	0.0	
VMP-56-10	1/18/2024	11:05	-0.22	-0.22	0.0	0	0.1	20.7	0.0	0.0	0.0	0.0	
VMP-56-10	2/28/2024	13:25	-0.48	-0.81	0.0	0	0.2	20.7	0.0	0.0	0.0	0.0	
VMP-56-10	3/21/2024	11:10	-0.87	-0.70	0.0	0	0.3	20.6	0.0	0.0	0.0	0.0	
VMP-56-10	4/23/2024	11:11	-0.69	-0.77	0.0	0	0.7	20.2	0.0	0.0	0.0	0.0	
VMP-56-10	5/29/2024	10:47	-0.84	-0.78	0.0	0	1.3	19.6	0.0	0.0	0.0	0.0	
VMP-56-10	6/20/2024	10:15	-0.60	-0.62	0.0	0	1.5	19.9	0.0	0.0	0.0	0.0	
VMP-56-10	07/19/2024	08:53	0.00	0.00	0.0	0	0.0	20.9	0.0	0.0	0.0	0.0	
VMP-56-10	08/27/2024	08:30	-0.41	-0.35	0.0	0	1.0	20.0	0.0	0.0	0.0	0.0	
VMP-56-10	09/19/2024	11:36	-0.40	-0.38	0.0	0	0.7	20.5	0.0	0.0	0.0	0.0	

TABLE 9
SVE SYSTEM MONTHLY MONITORING - VMP SAMPLING DATA

Sample ID	Date	Initial Reading Time (24-Hour)	Vacuum/Pressure		Fixed Gases				Soil Vapor Concentrations				Comments
			Initial Reading (Inches of H_2O)	Stabilized Reading (Inches of H_2O)	CH_4 (%)	LEL (%)	CO_2 (%)	O_2 (%)	PID (ppmv)	THC (ppmv)	CH_4 (ppmv)	PHC (ppmv)	
VMP-56-25	10/24/2023	08:01	-1.79	1.83	0.0	0	1.3	20.1	0.0	0.0	0.0	0.0	
VMP-56-25	10/24/2023	08:01	NM	NM	0.0	0	1.3	20.1	0.0	0.0	0.0	0.0	Duplicate sample.
VMP-56-25	11/21/2023	11:06	-1.36	-1.41	0.0	0	1.0	20.1	0.0	0.0	0.0	0.0	
VMP-56-25	12/21/2023	12:53	-0.99	-1.09	0.0	0	0.7	20.4	0.0	0.0	0.0	0.0	
VMP-56-25	1/18/2024	11:06	-0.74	-0.72	0.0	0	0.5	20.5	0.0	0.0	0.0	0.0	
VMP-56-25	2/28/2024	13:26	-1.21	-1.87	0.0	0	0.5	20.5	0.0	0.0	0.0	0.0	
VMP-56-25	3/21/2024	11:11	-1.71	-1.51	0.0	0	0.6	20.4	0.0	0.0	0.0	0.0	
VMP-56-25	4/23/2024	11:12	-1.43	-1.50	0.0	0	0.8	20.1	0.0	0.0	0.0	0.0	
VMP-56-25	5/29/2024	10:48	-1.70	-1.62	0.0	0	1.0	19.9	0.0	0.0	0.0	0.0	
VMP-56-25	5/29/2024	10:48	NM	NM	0.0	0	1.0	19.9	0.0	0.0	0.0	0.0	Duplicate sample.
VMP-56-25	6/20/2024	10:16	-1.49	-1.56	0.0	0	1.1	20.1	0.0	0.0	0.0	0.0	
VMP-56-25	07/19/2024	08:54	-0.60	-0.36	0.0	0	0.3	20.7	0.0	0.0	0.0	0.0	
VMP-56-25	08/27/2024	08:31	-0.09	-0.14	0.0	0	0.1	20.8	0.0	0.0	0.0	0.0	
VMP-56-25	09/19/2024	11:37	0.00	-0.10	0.0	0	0.1	20.9	0.0	0.0	0.0	0.0	
VMP-56-38.5	10/24/2023	08:02	-2.65	-2.69	OVR	OVR	1.5	19.5	2786	55270	206	55064	
VMP-56-38.5	11/21/2023	11:07	-2.08	-2.16	78.7	OVR	1.3	19.7	2172	60400	217	60183	
VMP-56-38.5	12/21/2023	12:54	-1.84	-1.73	44.4	OVR	1.2	19.8	2565	24240	152	24088	
VMP-56-38.5	1/18/2024	11:07	-0.74	-0.72	49.3	OVR	2.2	18.8	1869	22190	157	22033	
VMP-56-38.5	2/28/2024	13:27	-2.11	-2.76	9.5	OVR	0.7	20.2	1754	13400	86.1	13314	
VMP-56-38.5	3/21/2024	11:12	-2.55	-2.35	10.3	OVR	0.7	20.3	1439	9480	135	9345	
VMP-56-38.5	4/23/2024	11:13	-2.23	-2.51	6.7	OVR	0.9	20.0	1725	12900	152	12748	
VMP-56-38.5	5/29/2024	10:49	-2.60	-2.57	0.5	10	0.6	20.3	158	678	14.7	663	
VMP-56-38.5	6/20/2024	10:17	-2.46	-2.54	0.3	6	0.7	20.1	339	993	27.3	966	
VMP-56-38.5	07/19/2024	08:55	-2.66	-2.56	0.1	2	0.6	20.2	104	239	6.9	232	
VMP-56-38.5	08/27/2024	08:32	-1.96	-1.91	0.1	2	0.5	20.5	94.7	372	11.3	361	
VMP-56-38.5	09/19/2024	11:38	-2.16	-2.10	0.1	3	0.5	20.5	96.8	429	8.7	420	
VMP-57-5A	10/24/2023	08:13	-0.11	-0.15	0.0	0	2.2	19.2	0.0	0.0	0.0	0.0	
VMP-57-5A	11/21/2023	08:54	0.00	0.00	0.0	0	1.6	19.8	0.0	0.0	0.0	0.0	
VMP-57-5A	12/20/2023	14:23	0.37	0.00	0.0	0	1.7	19.7	0.0	0.0	0.0	0.0	
VMP-57-5A	1/23/2024	12:50	-0.34	-0.80	0.0	0	0.7	20.0	0.0	0.0	0.0	0.0	
VMP-57-5A	2/28/2024	08:35	-0.09	-0.24	0.0	0	0.9	20.0	0.0	0.0	0.0	0.0	
VMP-57-5A	2/28/2024	08:35	NM	NM	0.0	0	0.9	20.0	0.0	0.0	0.0	0.0	Duplicate sample.
VMP-57-5A	3/20/2024	14:10	0.00	0.00	0.0	0	1.3	19.9	0.0	0.0	0.0	0.0	
VMP-57-5A	4/23/2024	12:20	0.00	0.00	0.0	0	2.1	18.6	0.0	0.0	0.0	0.0	
VMP-57-5A	5/29/2024	12:49	0.00	0.00	0.0	0	2.9	17.0	0.0	0.0	0.0	0.0	
VMP-57-5A	6/20/2024	09:00	0.00	0.00	0.0	0	3.7	15.6	0.0	0.0	0.0	0.0	
VMP-57-5A	07/17/2024	12:12	0.00	0.00	0.0	0	4.6	14.3	0.0	0.0	0.0	0.0	
VMP-57-5A	08/27/2024	08:40	0.00	0.00	0.0	0	5.2	13.6	0.0	0.0	0.0	0.0	
VMP-57-5A	09/19/2024	11:30	NM	NM	0.0	0	4.7	15.1	0.0	0.0	0.0	0.0	Duplicate sample.
VMP-57-5A	09/19/2024	11:30	0.00	0.00	0.0	0	4.6	15.2	0.0	0.0	0.0	0.0	

TABLE 9
SVE SYSTEM MONTHLY MONITORING - VMP SAMPLING DATA

Sample ID	Date	Initial Reading Time (24-Hour)	Vacuum/Pressure		Fixed Gases				Soil Vapor Concentrations				Comments
			Initial Reading (Inches of H_2O)	Stabilized Reading (Inches of H_2O)	CH_4 (%)	LEL (%)	CO_2 (%)	O_2 (%)	PID (ppmv)	THC (ppmv)	CH_4 (ppmv)	PHC (ppmv)	
VMP-57-10	10/24/2023	08:14	-0.26	-0.36	0.0	0	1.9	19.5	0.0	0.0	0.0	0.0	
VMP-57-10	11/21/2023	08:55	-0.27	-0.22	0.0	0	1.4	19.9	0.0	0.0	0.0	0.0	
VMP-57-10	12/20/2023	14:24	0.00	0.00	0.0	0	1.8	19.6	0.0	0.0	0.0	0.0	
VMP-57-10	1/23/2024	12:51	-0.24	-1.70	0.0	0	0.8	19.6	0.0	39.7	39.7	0.0	
VMP-57-10	2/28/2024	08:36	-1.10	-1.03	0.0	0	1.0	20.1	0.0	0.0	0.0	0.0	
VMP-57-10	3/20/2024	14:11	-0.12	0.00	0.0	0	1.1	20.3	0.0	0.0	0.0	0.0	
VMP-57-10	4/23/2024	12:21	0.00	0.00	0.0	0	1.9	18.4	0.0	0.0	0.0	0.0	
VMP-57-10	5/29/2024	12:50	0.00	0.00	0.0	0	2.6	17.4	0.0	0.0	0.0	0.0	
VMP-57-10	6/20/2024	09:01	-0.16	0.00	0.0	0	3.5	16.1	0.0	0.0	0.0	0.0	
VMP-57-10	07/17/2024	12:13	-0.19	0.00	0.0	0	3.0	16.9	0.0	0.0	0.0	0.0	
VMP-57-10	07/17/2024	12:13	NM	NM	0.0	0	2.6	17.2	0.0	0.0	0.0	0.0	Duplicate sample.
VMP-57-10	08/27/2024	08:41	-0.22	-0.10	0.0	0	4.6	14.9	0.0	0.0	0.0	0.0	
VMP-57-10	09/19/2024	11:31	0.00	0.00	0.0	0	4.1	16.1	0.0	0.0	0.0	0.0	
VMP-57-20	10/24/2023	08:15	-0.48	-0.09	0.0	0	2.4	18.9	0.0	0.0	0.0	0.0	
VMP-57-20	11/21/2023	08:56	-0.09	-0.10	0.0	0	1.9	19.3	0.0	0.0	0.0	0.0	
VMP-57-20	12/20/2023	14:25	0.66	0.95	0.0	0	1.5	19.8	0.0	0.0	0.0	0.0	
VMP-57-20	1/23/2024	12:52	NM	NM	NM	NM	NM	NM	NM	NM	NM	NM	Not sampled. VMP encased in ice.
VMP-57-20	2/28/2024	08:37	NM	NM	NM	NM	NM	NM	NM	NM	NM	NM	Not sampled due to port integrity.
VMP-57-20	3/20/2024	14:12	NM	NM	NM	NM	NM	NM	NM	NM	NM	NM	Not sampled due to port integrity.
VMP-57-20	4/23/2024	12:22	NM	NM	NM	NM	NM	NM	NM	NM	NM	NM	Not sampled due to port integrity.
VMP-57-20	5/29/2024	12:51	NM	NM	NM	NM	NM	NM	NM	NM	NM	NM	Not sampled due to port integrity.
VMP-57-20	6/20/2024	09:02	NM	NM	NM	NM	NM	NM	NM	NM	NM	NM	Not sampled due to port integrity.
VMP-57-20	07/17/2024	12:14	NM	NM	NM	NM	NM	NM	NM	NM	NM	NM	Not sampled due to port integrity.
VMP-57-20	08/27/2024	08:42	NM	NM	NM	NM	NM	NM	NM	NM	NM	NM	Not sampled due to port integrity.
VMP-57-20	09/19/2024	11:32	0.00	13.31	0.1	3	5.2	11.1	0.0	1150	1150	0.0	
VMP-58-5	10/24/2023	08:25	-0.43	-0.45	0.0	0	0.3	20.6	0.0	0.0	0.0	0.0	
VMP-58-5	11/21/2023	08:38	-0.39	-0.37	0.0	0	0.3	20.7	0.0	0.0	0.0	0.0	
VMP-58-5	12/20/2023	14:34	0.14	0.13	0.0	0	0.1	20.8	0.0	0.0	0.0	0.0	
VMP-58-5	1/23/2024	13:10	NM	NM	NM	NM	NM	NM	NM	NM	NM	NM	Not sampled. VMP encased in ice.
VMP-58-5	2/28/2024	08:50	-0.35	-1.09	0.0	0	0.2	20.7	0.0	0.0	0.0	0.0	
VMP-58-5	3/20/2024	13:40	-0.29	-0.11	0.0	0	0.4	20.4	0.2	0.0	0.0	0.0	
VMP-58-5	4/23/2024	12:00	-0.26	-0.20	0.0	0	0.6	19.9	0.0	0.0	0.0	0.0	
VMP-58-5	5/29/2024	12:40	0.00	0.00	0.0	0	1.4	19.0	0.0	0.0	0.0	0.0	
VMP-58-5	6/20/2024	09:15	-0.28	-0.46	0.0	0	1.8	18.1	0.0	0.0	0.0	0.0	
VMP-58-5	07/17/2024	11:54	-0.53	-0.46	0.0	0	1.7	18.5	0.0	0.0	0.0	0.0	
VMP-58-5	08/27/2024	08:22	-0.45	-0.36	0.0	0	2.2	18.8	0.0	0.0	0.0	0.0	
VMP-58-5	09/20/2024	09:20	-0.62	-0.78	0.0	0	3.0	17.8	0.0	0.0	0.0	0.0	

TABLE 9
SVE SYSTEM MONTHLY MONITORING - VMP SAMPLING DATA

Sample ID	Date	Initial Reading Time (24-Hour)	Vacuum/Pressure		Fixed Gases				Soil Vapor Concentrations				Comments
			Initial Reading (Inches of H_2O)	Stabilized Reading (Inches of H_2O)	CH_4 (%)	LEL (%)	CO_2 (%)	O_2 (%)	PID (ppmv)	THC (ppmv)	CH_4 (ppmv)	PHC (ppmv)	
VMP-58-10	10/24/2023	08:26	-0.69	-0.54	0.0	0	0.3	20.6	0.0	0.0	0.0	0.0	
VMP-58-10	11/21/2023	08:39	-0.46	-0.46	0.0	0	0.2	20.8	0.0	0.0	0.0	0.0	
VMP-58-10	12/20/2023	14:34	0.14	0.13	0.0	0	0.5	20.5	0.0	0.0	0.0	0.0	
VMP-58-10	1/23/2024	13:11	NM	NM	NM	NM	NM	NM	NM	NM	NM	NM	Not sampled. VMP encased in ice.
VMP-58-10	2/28/2024	08:51	0.00	-1.26	0.0	0	0.1	20.7	0.0	0.0	0.0	0.0	
VMP-58-10	3/20/2024	13:41	-0.29	-0.11	0.0	0	0.2	20.7	0.0	0.0	0.0	0.0	
VMP-58-10	4/23/2024	12:01	-0.19	-0.13	0.0	0	0.7	19.9	0.0	0.0	0.0	0.0	
VMP-58-10	5/29/2024	12:41	0.00	0.00	0.0	0	1.0	19.5	0.0	0.0	0.0	0.0	
VMP-58-10	6/20/2024	09:16	-0.26	-0.38	0.0	0	1.4	19.1	0.0	0.0	0.0	0.0	
VMP-58-10	07/17/2024	11:55	-0.48	-0.38	0.0	0	1.9	18.3	0.0	0.0	0.0	0.0	
VMP-58-10	08/27/2024	08:23	-0.43	-0.39	0.0	0	2.6	18.0	0.0	0.0	0.0	0.0	
VMP-58-10	09/20/2024	09:21	-0.50	-0.43	0.0	0	3.0	17.8	0.0	0.0	0.0	0.0	
VMP-58-20	10/24/2023	08:27	-0.41	-0.39	0.0	0	1.7	19.6	0.0	0.0	0.0	0.0	
VMP-58-20	10/24/2023	08:27	NM	NM	0.0	0	1.6	19.6	0.0	0.0	0.0	0.0	Duplicate sample.
VMP-58-20	11/21/2023	08:40	-0.62	-0.59	0.0	0	1.5	19.9	0.0	0.0	0.0	0.0	
VMP-58-20	12/20/2023	14:35	0.25	0.16	0.0	0	1.4	20.0	0.0	0.0	0.0	0.0	
VMP-58-20	1/23/2024	13:12	NM	NM	NM	NM	NM	NM	NM	NM	NM	NM	Not sampled. VMP encased in ice.
VMP-58-20	2/28/2024	08:52	-1.95	-1.57	0.0	0	0.7	20.3	0.0	0.0	0.0	0.0	
VMP-58-20	3/20/2024	13:42	-0.43	-0.20	0.0	0	0.8	20.4	0.0	0.0	0.0	0.0	
VMP-58-20	4/23/2024	12:02	-0.13	0.00	0.0	0	0.9	19.8	0.0	0.0	0.0	0.0	
VMP-58-20	5/29/2024	12:42	0.00	0.00	0.0	0	1.2	19.3	0.0	0.0	0.0	0.0	
VMP-58-20	6/20/2024	09:17	-0.26	-0.32	0.0	0	1.4	19.0	0.0	0.0	0.0	0.0	
VMP-58-20	6/20/2024	09:17	NM	NM	0.0	0	1.4	19.0	0.0	0.0	0.0	0.0	Duplicate sample.
VMP-58-20	07/17/2024	11:56	-0.44	-0.35	0.0	0	1.7	18.4	0.0	0.0	0.0	0.0	
VMP-58-20	08/27/2024	08:24	-0.42	-0.30	0.0	0	2.4	18.1	0.0	0.0	0.0	0.0	
VMP-58-20	09/20/2024	09:22	-0.49	-0.42	0.0	0	2.7	17.9	0.0	0.0	0.0	0.0	
VMP-58-30	10/24/2023	08:28	-1.67	-0.87	0.0	0	2.4	18.8	0.0	0.0	0.0	0.0	
VMP-58-30	11/21/2023	08:41	-0.76	-0.75	0.0	0	2.1	19.6	0.0	0.0	0.0	0.0	
VMP-58-30	12/20/2023	14:36	0.22	0.17	0.0	0	2.3	19.3	0.0	0.0	0.0	0.0	
VMP-58-30	1/23/2024	13:13	NM	NM	NM	NM	NM	NM	NM	NM	NM	NM	Not sampled. VMP encased in ice.
VMP-58-30	2/28/2024	08:53	-1.19	-1.83	0.0	0	1.7	19.6	0.0	0.0	0.0	0.0	
VMP-58-30	3/20/2024	13:43	-0.53	-0.26	0.0	0	1.6	19.8	0.0	0.0	0.0	0.0	
VMP-58-30	4/23/2024	12:03	-0.15	0.00	0.0	0	1.6	19.4	0.0	0.0	0.0	0.0	
VMP-58-30	5/29/2024	12:43	0.00	0.00	0.0	0	1.6	19.1	0.0	0.0	0.0	0.0	
VMP-58-30	6/20/2024	09:18	-0.30	-0.36	0.0	0	1.5	18.9	0.0	0.0	0.0	0.0	
VMP-58-30	07/17/2024	11:57	-0.51	-0.42	0.0	0	1.8	18.2	0.0	0.0	0.0	0.0	
VMP-58-30	08/27/2024	08:25	-0.49	-0.39	0.0	0	2.3	17.9	0.0	0.0	0.0	0.0	
VMP-58-30	09/20/2024	09:23	-0.59	-0.51	0.0	0	2.7	17.5	0.0	0.0	0.0	0.0	

TABLE 9
SVE SYSTEM MONTHLY MONITORING - VMP SAMPLING DATA

Sample ID	Date	Initial Reading Time (24-Hour)	Vacuum/Pressure		Fixed Gases				Soil Vapor Concentrations				Comments
			Initial Reading (Inches of H_2O)	Stabilized Reading (Inches of H_2O)	CH_4 (%)	LEL (%)	CO_2 (%)	O_2 (%)	PID (ppmv)	THC (ppmv)	CH_4 (ppmv)	PHC (ppmv)	
VMP-59-5	10/24/2023	08:37	-0.41	-0.39	0.0	0	0.2	20.7	0.0	0.0	0.0	0.0	
VMP-59-5	11/21/2023	08:18	-0.34	-0.32	0.0	0	0.1	20.8	0.0	0.0	0.0	0.0	
VMP-59-5	12/20/2023	14:45	0.00	0.00	0.0	0	0.1	20.7	0.0	0.0	0.0	0.0	
VMP-59-5	1/23/2024	13:14	NM	NM	NM	NM	NM	NM	NM	NM	NM	NM	Vehicle parked on well vault. Could not access.
VMP-59-5	2/28/2024	09:05	-0.64	-0.64	0.0	0	0.1	20.8	0.0	0.0	0.0	0.0	
VMP-59-5	3/21/2024	13:20	-0.29	-0.13	0.0	0	0.0	20.9	0.0	0.0	0.0	0.0	
VMP-59-5	4/23/2024	11:45	-0.16	-0.14	0.0	0	0.1	20.6	0.0	0.0	0.0	0.0	
VMP-59-5	5/29/2024	12:27	-0.09	-0.10	0.0	0	0.5	20.4	0.0	0.0	0.0	0.0	
VMP-59-5	6/20/2024	09:35	-0.14	-0.22	0.0	0	0.7	20.0	0.0	0.0	0.0	0.0	
VMP-59-5	07/17/2024	11:38	-0.25	-0.15	0.0	0	0.8	19.9	0.0	0.0	0.0	0.0	
VMP-59-5	08/27/2024	08:01	0.00	-0.20	0.0	0	0.7	20.3	0.0	0.0	0.0	0.0	
VMP-59-5	08/27/2024	08:01	NM	NM	0.0	0	0.7	20.3	0.0	0.0	0.0	0.0	Duplicate sample.
VMP-59-5	09/19/2024	11:10	-0.20	-0.15	0.0	0	0.6	20.5	0.0	0.0	0.0	0.0	
VMP-59-10	10/24/2023	08:38	-0.29	-0.25	0.0	0	0.2	20.7	0.0	0.0	0.0	0.0	
VMP-59-10	11/21/2023	08:19	-0.74	-0.33	0.0	0	0.2	20.7	0.0	0.0	0.0	0.0	
VMP-59-10	11/21/2023	08:19	NM	NM	0.0	0	0.2	20.7	0.0	0.0	0.0	0.0	Duplicate sample.
VMP-59-10	12/20/2023	14:46	0.36	0.00	0.0	0	0.4	20.5	0.0	0.0	0.0	0.0	
VMP-59-10	1/23/2024	13:15	NM	NM	NM	NM	NM	NM	NM	NM	NM	NM	Vehicle parked on well vault. Could not access.
VMP-59-10	2/28/2024	09:06	-0.62	-0.52	0.0	0	0.1	20.8	0.0	0.0	0.0	0.0	
VMP-59-10	3/20/2024	13:21	-0.22	-0.09	0.0	0	0.0	20.9	0.0	0.0	0.0	0.0	
VMP-59-10	4/23/2024	11:46	-0.45	-0.15	0.0	0	0.3	20.4	0.0	0.0	0.0	0.0	
VMP-59-10	5/29/2024	12:28	-0.37	0.00	0.0	0	0.7	20.4	0.0	0.0	0.0	0.0	
VMP-59-10	6/20/2024	09:36	-0.19	-0.24	0.0	0	0.9	20.0	0.0	0.0	0.0	0.0	
VMP-59-10	07/17/2024	11:39	-0.24	-0.15	0.0	0	1.0	19.9	0.0	0.0	0.0	0.0	
VMP-59-10	08/27/2024	08:02	-0.28	-0.20	0.0	0	0.9	20.1	0.0	0.0	0.0	0.0	
VMP-59-10	09/19/2024	11:11	-0.19	-0.17	0.0	0	0.8	20.4	0.0	0.0	0.0	0.0	
VMP-59-20	10/24/2023	08:39	-0.59	-0.61	0.0	0	0.3	20.6	0.0	0.0	0.0	0.0	
VMP-59-20	11/21/2023	08:20	-0.55	-0.56	0.0	0	0.2	20.7	0.0	0.0	0.0	0.0	
VMP-59-20	12/20/2023	14:47	0.00	0.00	0.0	0	0.3	20.6	0.0	0.0	0.0	0.0	
VMP-59-20	1/23/2024	13:16	NM	NM	NM	NM	NM	NM	NM	NM	NM	NM	Vehicle parked on well vault. Could not access.
VMP-59-20	2/28/2024	09:07	-0.86	-1.04	0.0	0	0.1	20.8	0.0	0.0	0.0	0.0	
VMP-59-20	3/20/2024	13:22	-1.47	-0.66	0.0	0	0.1	20.8	0.0	0.0	0.0	0.0	
VMP-59-20	4/23/2024	11:47	-0.74	-0.53	0.0	0	0.5	20.2	0.0	0.0	0.0	0.0	
VMP-59-20	5/29/2024	12:29	-0.15	-0.61	0.0	0	0.6	20.2	0.0	0.0	0.0	0.0	
VMP-59-20	5/29/2024	12:29	NM	NM	0.0	0	0.6	20.2	0.0	0.0	0.0	0.0	Duplicate sample.
VMP-59-20	6/20/2024	09:37	-0.80	-1.08	0.0	0	0.8	19.9	0.0	0.0	0.0	0.0	
VMP-59-20	07/17/2024	11:40	-0.22	-0.60	0.0	0	0.9	19.8	0.0	0.0	0.0	0.0	
VMP-59-20	08/27/2024	08:03	-0.92	-0.65	0.0	0	0.7	20.3	0.0	0.0	0.0	0.0	
VMP-59-20	09/19/2024	11:12	-1.07	-0.62	0.0	0	0.8	20.3	0.0	0.0	0.0	0.0	

TABLE 9
SVE SYSTEM MONTHLY MONITORING - VMP SAMPLING DATA

Sample ID	Date	Initial Reading Time (24-Hour)	Vacuum/Pressure		Fixed Gases				Soil Vapor Concentrations				Comments
			Initial Reading (Inches of H_2O)	Stabilized Reading (Inches of H_2O)	CH_4 (%)	LEL (%)	CO_2 (%)	O_2 (%)	PID (ppmv)	THC (ppmv)	CH_4 (ppmv)	PHC (ppmv)	
VMP-59-30	10/24/2023	08:40	0.00	0.00	0.0	0	0.0	20.9	0.0	0.0	0.0	0.0	
VMP-59-30	11/21/2023	08:21	0.00	0.00	0.0	0	0.0	20.9	0.0	0.0	0.0	0.0	
VMP-59-30	12/20/2023	14:48	-0.12	0.00	0.0	0	0.0	20.9	0.0	0.0	0.0	0.0	
VMP-59-30	1/23/2024	13:17	NM	NM	NM	NM	NM	NM	NM	NM	NM	NM	Vehicle parked on well vault. Could not access.
VMP-59-30	2/28/2024	09:08	-0.72	0.00	0.0	0	0.0	20.9	0.0	0.0	0.0	0.0	
VMP-59-30	3/20/2024	13:23	-0.28	-0.11	0.0	0	0.0	20.9	0.0	0.0	0.0	0.0	
VMP-59-30	4/23/2024	11:48	-0.18	-0.16	0.0	0	0.3	20.5	0.0	0.0	0.0	0.0	
VMP-59-30	5/29/2024	12:30	0.00	-0.14	0.0	0	0.6	20.5	0.0	0.0	0.0	0.0	
VMP-59-30	6/20/2024	09:30	-0.17	-0.28	0.0	0	0.9	20.0	0.0	0.0	0.0	0.0	
VMP-59-30	07/17/2024	11:41	-0.23	-0.19	0.0	0	0.9	20.0	0.0	0.0	0.0	0.0	
VMP-59-30	08/27/2024	08:04	-0.31	-0.21	0.0	0	0.7	20.3	0.0	0.0	0.0	0.0	
VMP-59-30	09/19/2024	11:13	-0.20	-0.20	0.0	0	0.7	20.4	0.0	0.0	0.0	0.0	
VMP-60-5	10/24/2023	14:53	-0.11	0.00	0.0	0	0.6	20.4	0.0	0.0	0.0	0.0	
VMP-60-5	11/20/2023	09:50	-0.16	0.00	0.0	0	0.3	20.7	0.0	0.0	0.0	0.0	
VMP-60-5	12/20/2023	09:19	0.00	0.00	0.5	10	1.6	17.5	137	755	15.7	739	
VMP-60-5	1/23/2024	13:50	NM	NM	NM	NM	NM	NM	NM	NM	NM	NM	Vehicle parked on well vault. Could not access.
VMP-60-5	2/27/2024	09:25	NM	NM	NM	NM	NM	NM	NM	NM	NM	NM	Vehicle parked on well vault. Could not access.
VMP-60-5	3/20/2024	10:50	-0.35	-0.25	0.0	0	0.3	20.5	0.0	0.0	0.0	0.0	
VMP-60-5	4/22/2024	13:00	NM	NM	NM	NM	NM	NM	NM	NM	NM	NM	Vehicle parked on well vault. Could not access.
VMP-60-5	5/29/2024	08:16	0.00	-0.13	0.0	0	0.8	19.6	0.0	0.0	0.0	0.0	
VMP-60-5	6/19/2024	08:55	-0.12	0.00	0.0	0	1.1	19.0	0.0	0.0	0.0	0.0	
VMP-60-5	07/18/2024	11:14	-0.11	0.00	0.0	0	1.8	18.6	0.0	0.0	0.0	0.0	
VMP-60-5	08/26/2024	09:00	0.00	0.00	0.0	0	1.5	19.5	0.0	0.0	0.0	0.0	
VMP-60-5	09/19/2024	09:30	-0.16	-0.11	0.0	0	1.1	19.7	0.0	0.0	0.0	0.0	
VMP-60-10	10/24/2023	14:54	-0.14	0.00	0.0	0	0.5	20.5	0.0	0.0	0.0	0.0	
VMP-60-10	11/20/2023	09:51	-0.14	0.00	0.0	0	0.3	20.7	0.0	0.0	0.0	0.0	
VMP-60-10	12/20/2023	09:20	0.00	0.00	0.2	4	1.1	18.5	55.4	338	40.9	297	
VMP-60-10	1/23/2024	13:51	NM	NM	NM	NM	NM	NM	NM	NM	NM	NM	Vehicle parked on well vault. Could not access.
VMP-60-10	2/27/2024	09:25	NM	NM	NM	NM	NM	NM	NM	NM	NM	NM	Vehicle parked on well vault. Could not access.
VMP-60-10	3/20/2024	10:51	-0.34	-0.27	0.0	0	0.2	20.4	0.0	0.0	0.0	0.0	
VMP-60-10	4/22/2024	13:00	NM	NM	NM	NM	NM	NM	NM	NM	NM	NM	Vehicle parked on well vault. Could not access.
VMP-60-10	5/29/2024	08:17	0.00	-0.09	0.0	0	1.0	19.2	0.0	0.0	0.0	0.0	
VMP-60-10	6/19/2024	08:56	-0.11	0.00	0.0	0	1.1	19.0	0.0	0.0	0.0	0.0	
VMP-60-10	07/18/2024	11:15	0.00	0.00	0.0	0	1.4	19.1	0.0	0.0	0.0	0.0	
VMP-60-10	08/26/2024	09:01	0.00	0.00	0.0	0	0.8	20.2	0.0	0.0	0.0	0.0	
VMP-60-10	09/19/2024	09:31	-0.10	0.00	0.0	0	0.4	20.2	0.0	0.0	0.0	0.0	

TABLE 9
SVE SYSTEM MONTHLY MONITORING - VMP SAMPLING DATA

Sample ID	Date	Initial Reading Time (24-Hour)	Vacuum/Pressure		Fixed Gases				Soil Vapor Concentrations				Comments
			Initial Reading (Inches of H_2O)	Stabilized Reading (Inches of H_2O)	CH_4 (%)	LEL (%)	CO_2 (%)	O_2 (%)	PID (ppmv)	THC (ppmv)	CH_4 (ppmv)	PHC (ppmv)	
VMP-60-20	10/24/2023	14:55	-0.52	-0.45	0.0	0	1.6	19.6	0.0	0.0	0.0	0.0	
VMP-60-20	11/20/2023	09:52	-0.56	-0.29	0.0	0	1.4	19.8	0.0	0.0	0.0	0.0	
VMP-60-20	12/20/2023	09:21	0.00	0.00	0.0	0	1.0	20.0	11.4	51.6	6.5	45.1	
VMP-60-20	1/23/2024	13:52	NM	NM	NM	NM	NM	NM	NM	NM	NM	NM	Vehicle parked on well vault. Could not access.
VMP-60-20	2/27/2024	09:25	NM	NM	NM	NM	NM	NM	NM	NM	NM	NM	Vehicle parked on well vault. Could not access.
VMP-60-20	3/20/2024	10:52	-0.31	-0.19	0.0	0	0.7	20.1	0.0	0.0	0.0	0.0	
VMP-60-20	4/22/2024	13:00	NM	NM	NM	NM	NM	NM	NM	NM	NM	NM	Vehicle parked on well vault. Could not access.
VMP-60-20	5/29/2024	08:18	-0.09	-0.09	0.0	0	0.7	19.7	0.0	0.0	0.0	0.0	
VMP-60-20	6/19/2024	08:57	-0.10	0.00	0.0	0	1.3	18.6	0.0	0.0	0.0	0.0	
VMP-60-20	07/18/2024	11:16	0.00	0.00	0.0	0	2.0	18.3	0.0	0.0	0.0	0.0	
VMP-60-20	08/26/2024	09:02	0.27	0.00	0.0	0	1.9	19.0	0.0	0.0	0.0	0.0	
VMP-60-20	09/19/2024	09:32	-0.16	-0.10	0.0	0	1.6	19.1	0.0	0.0	0.0	0.0	
VMP-60-33.5	10/24/2023	14:56	-0.19	-0.11	0.0	0	0.6	20.4	0.0	0.0	0.0	0.0	
VMP-60-33.5	11/20/2023	09:53	-0.18	0.00	0.0	0	0.3	20.7	0.0	0.0	0.0	0.0	
VMP-60-33.5	11/20/2023	09:53	NM	NM	0.0	0	0.3	20.6	0.0	0.0	0.0	0.0	Duplicate sample.
VMP-60-33.5	12/20/2023	09:22	0.00	0.00	1.2	24	1.8	17.5	174	4839	3578	1261	
VMP-60-33.5	1/23/2024	13:53	NM	NM	NM	NM	NM	NM	NM	NM	NM	NM	Vehicle parked on well vault. Could not access.
VMP-60-33.5	2/28/2024	09:25	NM	NM	NM	NM	NM	NM	NM	NM	NM	NM	Vehicle parked on well vault. Could not access.
VMP-60-33.5	3/20/2024	10:53	-0.35	-0.25	0.0	0	0.4	20.3	0.0	0.0	0.0	0.0	
VMP-60-33.5	4/22/2024	13:00	NM	NM	NM	NM	NM	NM	NM	NM	NM	NM	Vehicle parked on well vault. Could not access.
VMP-60-33.5	5/29/2024	08:19	0.00	-0.13	0.0	0	0.8	19.6	0.0	0.0	0.0	0.0	
VMP-60-33.5	6/19/2024	08:58	-0.12	0.00	0.0	0	1.1	19.1	0.0	0.0	0.0	0.0	
VMP-60-33.5	07/18/2024	11:17	-0.65	0.00	0.0	0	1.8	18.7	0.0	0.0	0.0	0.0	
VMP-60-33.5	08/26/2024	09:03	0.16	0.00	0.0	0	1.5	19.5	0.0	0.0	0.0	0.0	
VMP-60-33.5	09/19/2024	09:33	-0.15	-0.10	0.0	0	0.7	20.0	0.0	0.0	0.0	0.0	
VMP-61-5	10/24/2023	08:00	-0.11	-0.20	0.0	0	5.4	15.2	0.0	0.0	0.0	0.0	
VMP-61-5	10/24/2023	08:00	NM	NM	0.0	0	5.4	15.2	0.0	0.0	0.0	0.0	Duplicate sample.
VMP-61-5	11/21/2023	09:07	0.00	-0.12	0.0	0	4.5	16.5	0.0	0.0	0.0	0.0	
VMP-61-5	12/20/2023	14:13	0.43	0.00	0.0	0	3.4	17.7	0.0	0.0	0.0	0.0	
VMP-61-5	12/20/2023	14:13	NM	NM	0.0	0	3.4	17.7	0.0	0.0	0.0	0.0	Duplicate sample.
VMP-61-5	1/23/2024	12:35	0.00	-0.04	0.0	0	2.5	18.4	0.0	0.0	0.0	0.0	
VMP-61-5	2/28/2024	08:25	-0.47	-0.50	0.0	0	2.5	18.7	0.0	0.0	0.0	0.0	
VMP-61-5	3/20/2024	14:35	0.00	0.00	0.0	0	3.0	18.2	0.0	0.0	0.0	0.0	
VMP-61-5	4/23/2024	12:35	0.00	0.00	0.0	0	3.1	17.4	0.0	0.0	0.0	0.0	
VMP-61-5	5/29/2024	12:58	0.00	0.00	0.0	0	4.5	15.5	0.0	0.0	0.0	0.0	
VMP-61-5	6/20/2024	08:15	0.00	0.00	0.0	0	5.2	15.0	0.0	0.0	0.0	0.0	
VMP-61-5	07/17/2024	12:27	0.00	0.00	0.0	0	4.9	14.5	0.0	0.0	0.0	0.0	
VMP-61-5	08/27/2024	09:00	0.00	0.00	0.0	0	6.6	13.5	0.0	0.0	0.0	0.0	
VMP-61-5	09/19/2024	11:50	0.00	0.00	0.0	0	7.2	12.9	0.0	0.0	0.0	0.0	

SEE LAST PAGE OF TABLE FOR NOTES

TABLE 9
SVE SYSTEM MONTHLY MONITORING - VMP SAMPLING DATA

Sample ID	Date	Initial Reading Time (24-Hour)	Vacuum/Pressure		Fixed Gases				Soil Vapor Concentrations				Comments
			Initial Reading (Inches of H_2O)	Stabilized Reading (Inches of H_2O)	CH_4 (%)	LEL (%)	CO_2 (%)	O_2 (%)	PID (ppmv)	THC (ppmv)	CH_4 (ppmv)	PHC (ppmv)	
VMP-61-10	10/24/2023	08:01	-0.16	-0.28	0.0	0	3.9	16.0	0.0	0.0	0.0	0.0	
VMP-61-10	11/21/2023	09:08	-0.14	-0.14	0.0	0	3.7	16.6	0.0	0.0	0.0	0.0	
VMP-61-10	12/20/2023	14:14	0.12	0.00	0.0	0	3.4	16.8	0.0	0.0	0.0	0.0	
VMP-61-10	1/23/2024	12:36	-0.10	-0.02	0.0	0	3.0	17.2	0.0	0.0	0.0	0.0	
VMP-61-10	2/28/2024	08:26	-0.76	-0.72	0.0	0	2.6	17.7	0.0	0.0	0.0	0.0	
VMP-61-10	3/20/2024	14:36	0.00	0.00	0.0	0	2.4	18.3	0.0	0.0	0.0	0.0	
VMP-61-10	4/23/2024	12:36	0.17	0.00	0.0	0	2.8	17.4	0.0	0.0	0.0	0.0	
VMP-61-10	5/29/2024	12:59	0.00	0.00	0.0	0	3.0	17.1	0.0	0.0	0.0	0.0	
VMP-61-10	6/20/2024	08:16	0.00	0.00	0.0	0	3.2	17.1	0.0	0.0	0.0	0.0	
VMP-61-10	07/17/2024	12:28	0.00	0.00	0.0	0	3.5	16.5	0.0	0.0	0.0	0.0	
VMP-61-10	08/27/2024	09:01	0.00	0.00	0.0	0	4.4	15.3	0.0	0.0	0.0	0.0	
VMP-61-10	09/19/2024	11:51	0.00	0.13	0.0	0	4.6	15.2	0.0	0.0	0.0	0.0	
VMP-61-20	10/24/2023	08:02	NM	NM	NM	NM	NM	NM	NM	NM	NM	NM	Not sampled due to port integrity.
VMP-61-20	11/21/2023	09:09	NM	NM	NM	NM	NM	NM	NM	NM	NM	NM	Not sampled due to port integrity.
VMP-61-20	12/20/2023	14:16	NM	NM	NM	NM	NM	NM	NM	NM	NM	NM	Not sampled due to port integrity.
VMP-61-20	1/23/2024	12:37	NM	NM	NM	NM	NM	NM	NM	NM	NM	NM	Not sampled due to port integrity.
VMP-61-20	2/28/2024	08:26	NM	NM	NM	NM	NM	NM	NM	NM	NM	NM	Not sampled due to port integrity.
VMP-61-20	3/20/2024	14:37	NM	NM	NM	NM	NM	NM	NM	NM	NM	NM	Not sampled due to port integrity.
VMP-61-20	4/23/2024	12:37	NM	NM	NM	NM	NM	NM	NM	NM	NM	NM	Not sampled due to port integrity.
VMP-61-20	5/29/2024	13:00	NM	NM	NM	NM	NM	NM	NM	NM	NM	NM	Not sampled due to port integrity.
VMP-61-20	6/20/2024	08:17	NM	NM	NM	NM	NM	NM	NM	NM	NM	NM	Not sampled due to port integrity.
VMP-61-20	07/17/2024	12:29	NM	NM	NM	NM	NM	NM	NM	NM	NM	NM	Not sampled due to port integrity.
VMP-61-20	08/27/2024	09:02	NM	NM	NM	NM	NM	NM	NM	NM	NM	NM	Not sampled due to port integrity.
VMP-61-20	09/19/2024	11:51	NM	NM	NM	NM	NM	NM	NM	NM	NM	NM	Not sampled due to port integrity.
VMP-61-30	10/24/2023	08:03	-3.26	-0.25	0.0	0	4.3	15.9	0.0	0.0	0.0	0.0	
VMP-61-30	11/21/2023	09:10	NM	NM	NM	NM	NM	NM	NM	NM	NM	NM	Screen submerged.
VMP-61-30	12/20/2023	14:15	8.61	0.22	0.0	0	3.6	16.8	0.0	0.0	0.0	0.0	
VMP-61-30	1/23/2024	12:38	NM	NM	NM	NM	NM	NM	NM	NM	NM	NM	Screen submerged.
VMP-61-30	2/28/2024	08:27	-0.51	-0.95	0.0	0	2.4	18.7	0.0	0.0	0.0	0.0	
VMP-61-30	3/20/2024	14:37	-2.80	0.00	0.0	0	1.8	19.6	0.0	0.0	0.0	0.0	
VMP-61-30	4/23/2024	12:38	0.00	0.00	0.0	0	3.7	16.4	0.0	0.0	0.0	0.0	
VMP-61-30	5/29/2024	13:01	0.00	0.00	0.0	0	4.5	15.6	0.0	0.0	0.0	0.0	
VMP-61-30	6/20/2024	08:18	0.76	0.00	0.0	0	4.8	15.4	2.0	0.0	0.0	0.0	
VMP-61-30	07/17/2024	12:31	NM	NM	NM	NM	NM	NM	NM	NM	NM	NM	Screen submerged.
VMP-61-30	08/27/2024	09:02	0.00	0.00	0.0	0	7.1	12.8	0.0	0.0	0.0	0.0	
VMP-61-30	09/19/2024	11:52	0.00	0.10	0.0	0	7.1	12.8	0.0	0.0	0.0	0.0	

TABLE 9
SVE SYSTEM MONTHLY MONITORING - VMP SAMPLING DATA

Sample ID	Date	Initial Reading Time (24-Hour)	Vacuum/Pressure		Fixed Gases				Soil Vapor Concentrations				Comments
			Initial Reading (Inches of H_2O)	Stabilized Reading (Inches of H_2O)	CH_4 (%)	LEL (%)	CO_2 (%)	O_2 (%)	PID (ppmv)	THC (ppmv)	CH_4 (ppmv)	PHC (ppmv)	
VMP-62-5	10/24/2023	11:15	0.00	0.00	0.0	0	3.3	18.3	0.0	0.0	0.0	0.0	
VMP-62-5	11/21/2023	10:35	0.00	0.00	0.0	0	2.9	18.5	0.0	0.0	0.0	0.0	
VMP-62-5	12/21/2023	08:50	0.00	0.00	0.0	0	2.7	17.9	0.0	0.0	0.0	0.0	
VMP-62-5	1/17/2024	09:00	NM	NM	NM	NM	NM	NM	NM	NM	NM	NM	Not sampled. VMP encased in ice.
VMP-62-5	2/28/2024	10:37	0.00	0.00	0.0	0	1.5	20.0	0.0	0.0	0.0	0.0	
VMP-62-5	3/21/2024	09:15	0.00	0.00	0.0	0	2.5	18.4	0.0	0.0	0.0	0.0	
VMP-62-5	4/24/2024	09:10	0.00	0.00	0.0	0	4.1	15.8	0.0	0.0	0.0	0.0	
VMP-62-5	5/29/2024	14:02	0.00	0.00	0.0	0	6.5	13.6	0.0	0.0	0.0	0.0	
VMP-62-5	6/20/2024	11:50	0.00	0.00	0.0	0	8.5	13.2	0.0	0.0	0.0	0.0	
VMP-62-5	07/18/2024	13:50	0.00	0.00	0.0	0	9.8	10.2	0.0	0.0	0.0	0.0	
VMP-62-5	08/27/2024	11:00	0.00	0.00	0.0	0	7.9	13.9	0.0	0.0	0.0	0.0	
VMP-62-5	08/27/2024	11:00	NM	NM	0.0	0	7.8	14.0	0.0	0.0	0.0	0.0	Duplicate sample.
VMP-62-5	09/19/2024	13:30	0.00	0.00	0.0	0	6.0	15.6	0.0	0.0	0.0	0.0	
VMP-62-10	10/24/2023	11:16	0.00	0.00	0.0	0	4.5	17.2	0.0	0.0	0.0	0.0	
VMP-62-10	11/21/2023	10:36	0.00	0.00	0.0	0	4.0	18.0	0.0	0.0	0.0	0.0	
VMP-62-10	12/21/2023	08:51	0.00	0.00	0.0	0	3.2	18.4	0.0	0.0	0.0	0.0	
VMP-62-10	1/17/2024	09:01	NM	NM	NM	NM	NM	NM	NM	NM	NM	NM	Not sampled. VMP encased in ice.
VMP-62-10	2/28/2024	10:38	0.00	0.00	0.0	0	2.6	18.8	0.0	0.0	0.0	0.0	
VMP-62-10	2/28/2024	10:38	NM	NM	0.0	0	2.6	18.8	0.0	0.0	0.0	0.0	Duplicate sample.
VMP-62-10	3/21/2024	09:36	0.00	0.00	0.0	0	2.8	18.4	0.0	0.0	0.0	0.0	
VMP-62-10	4/24/2024	09:11	0.00	0.00	0.0	0	3.4	17.3	0.0	0.0	0.0	0.0	
VMP-62-10	5/29/2024	14:03	0.00	-0.18	0.0	0	4.8	15.1	0.0	0.0	0.0	0.0	
VMP-62-10	6/20/2024	11:51	0.00	0.00	0.0	0	6.0	14.4	0.0	0.0	0.0	0.0	
VMP-62-10	07/18/2024	13:51	0.00	0.00	0.0	0	7.1	13.4	0.0	0.0	0.0	0.0	
VMP-62-10	08/27/2024	11:01	0.00	0.00	0.0	0	7.4	14.1	0.0	0.0	0.0	0.0	
VMP-62-10	09/19/2024	13:31	0.00	0.00	0.0	0	6.7	15.3	0.0	0.0	0.0	0.0	
VMP-62-20	10/24/2023	11:17	-0.33	0.00	0.0	0	3.4	18.3	0.0	0.0	0.0	0.0	
VMP-62-20	11/21/2023	10:37	-0.47	-0.60	0.0	0	2.8	19.0	0.0	0.0	0.0	0.0	
VMP-62-20	12/21/2023	08:52	0.00	0.00	0.0	0	2.5	19.4	0.0	0.0	0.0	0.0	
VMP-62-20	1/17/2024	09:02	NM	NM	NM	NM	NM	NM	NM	NM	NM	NM	Not sampled. VMP encased in ice.
VMP-62-20	2/28/2024	10:39	-0.71	-0.83	0.0	0	2.1	19.4	0.0	0.0	0.0	0.0	
VMP-62-20	3/21/2024	09:37	-0.35	-0.20	0.0	0	1.8	19.5	0.0	0.0	0.0	0.0	
VMP-62-20	4/24/2024	09:12	-0.22	-0.37	0.0	0	2.1	18.8	0.0	0.0	0.0	0.0	
VMP-62-20	5/29/2024	14:04	-0.11	-0.12	0.0	0	3.5	16.8	0.0	0.0	0.0	0.0	
VMP-62-20	6/20/2024	11:52	-0.28	-0.26	0.0	0	4.3	15.9	0.0	0.0	0.0	0.0	
VMP-62-20	07/18/2024	13:52	0.00	-0.15	0.0	0	5.3	15.0	0.0	0.0	0.0	0.0	
VMP-62-20	08/27/2024	11:24	-0.36	-0.37	0.0	0	5.9	15.1	0.0	0.0	0.0	0.0	
VMP-62-20	09/19/2024	13:32	-0.18	0.10	0.0	0	6.1	15.8	0.0	0.0	0.0	0.0	

TABLE 9
SVE SYSTEM MONTHLY MONITORING - VMP SAMPLING DATA

Sample ID	Date	Initial Reading Time (24-Hour)	Vacuum/Pressure		Fixed Gases				Soil Vapor Concentrations				Comments
			Initial Reading (Inches of H_2O)	Stabilized Reading (Inches of H_2O)	CH_4 (%)	LEL (%)	CO_2 (%)	O_2 (%)	PID (ppmv)	THC (ppmv)	CH_4 (ppmv)	PHC (ppmv)	
VMP-62-30	10/24/2023	11:18	-0.53	-0.11	0.0	0	3.0	18.1	0.0	0.0	0.0	0.0	
VMP-62-30	11/21/2023	10:38	-1.81	-0.45	0.0	0	3.0	18.5	0.0	0.0	0.0	0.0	
VMP-62-30	12/21/2023	08:53	0.00	0.00	0.0	0	2.5	18.6	0.0	0.0	0.0	0.0	
VMP-62-30	1/17/2024	09:03	NM	NM	NM	NM	NM	NM	NM	NM	NM	NM	Not sampled. VMP encased in ice.
VMP-62-30	2/28/2024	10:40	-1.29	-4.07	0.0	0	2.0	19.6	0.0	0.0	0.0	0.0	
VMP-62-30	3/21/2024	09:38	-0.50	-0.35	0.0	0	2.1	18.7	0.0	0.0	0.0	0.0	
VMP-62-30	4/24/2024	09:13	-0.59	-0.99	0.0	0	1.9	19.0	0.0	0.0	0.0	0.0	
VMP-62-30	5/29/2024	14:05	-0.16	0.00	0.0	0	2.3	18.3	0.0	0.0	0.0	0.0	
VMP-62-30	6/20/2024	11:53	-0.34	-0.33	0.0	0	2.3	17.9	0.0	0.0	0.0	0.0	
VMP-62-30	07/18/2024	13:53	0.00	0.00	0.0	0	2.7	17.3	0.0	0.0	0.0	0.0	
VMP-62-30	08/27/2024	11:03	0.00	-0.20	0.0	0	2.8	17.4	0.0	0.0	0.0	0.0	
VMP-62-30	09/19/2024	13:23	0.00	0.00	0.0	0	3.1	17.4	0.0	0.0	0.0	0.0	
VMP-63-5	10/24/2023	09:30	-0.09	0.00	0.0	0	0.7	20.3	0.0	0.0	0.0	0.0	
VMP-63-5	11/21/2023	10:00	0.00	0.00	0.0	0	0.7	20.3	0.0	0.0	0.0	0.0	
VMP-63-5	12/21/2023	08:30	0.00	0.00	0.0	0	0.4	20.7	0.0	0.0	0.0	0.0	
VMP-63-5	1/17/2024	09:10	NM	NM	NM	NM	NM	NM	NM	NM	NM	NM	Not sampled. VMP encased in ice.
VMP-63-5	2/28/2024	10:04	-0.20	-0.23	0.0	0	0.3	20.7	0.0	0.0	0.0	0.0	
VMP-63-5	3/21/2024	09:15	0.00	0.00	0.0	0	0.4	20.6	0.0	0.0	0.0	0.0	
VMP-63-5	4/23/2024	13:40	-0.19	-0.25	0.0	0	0.8	19.7	0.0	12.5	11.3	1.2	
VMP-63-5	5/29/2024	13:46	-0.30	0.00	0.0	0	2.1	19.3	0.0	52.7	52.7	0.0	
VMP-63-5	5/29/2024	13:46	NM	NM	0.0	0	2.1	19.3	0.0	54.2	53.0	1.2	Duplicate sample.
VMP-63-5	6/20/2024	10:45	0.00	0.00	0.0	0	3.1	18.1	4.3	3.1	3.1	0.0	
VMP-63-5	07/17/2024	14:19	0.00	0.00	0.0	0	3.0	17.2	0.0	3.0	2.6	0.4	
VMP-63-5	07/17/2024	14:19	NM	NM	0.0	0	3.0	17.2	0.0	3.5	3.1	0.4	Duplicate sample.
VMP-63-5	08/27/2024	10:35	0.00	0.00	0.0	0	2.4	18.8	0.0	0.0	0.0	0.0	
VMP-63-5	09/19/2024	12:50	0.00	0.00	0.0	0	1.8	19.5	0.0	0.0	0.0	0.0	
VMP-63-10	10/24/2023	09:31	-1.18	-0.24	0.0	0	1.2	20.0	0.0	0.0	0.0	0.0	
VMP-63-10	11/21/2023	10:01	-1.59	-0.15	0.0	0	1.1	20.2	0.0	0.0	0.0	0.0	
VMP-63-10	12/21/2023	08:31	-0.29	-0.12	0.0	0	0.6	20.6	0.0	0.0	0.0	0.0	
VMP-63-10	1/17/2024	09:11	NM	NM	NM	NM	NM	NM	NM	NM	NM	NM	Not sampled. VMP encased in ice.
VMP-63-10	2/28/2024	10:05	0.00	-0.38	0.0	0	0.3	20.6	0.0	0.0	0.0	0.0	
VMP-63-10	3/21/2024	09:16	-0.27	0.00	0.0	0	0.4	20.5	0.0	0.0	0.0	0.0	
VMP-63-10	4/23/2024	13:41	-1.20	-0.47	0.0	0	0.8	19.8	0.0	13.8	13.8	0.0	
VMP-63-10	5/29/2024	13:47	0.00	0.00	0.0	0	1.7	19.5	0.2	212	202	10.0	
VMP-63-10	6/20/2024	10:46	0.00	0.00	0.0	0	2.4	18.3	4.8	3.0	3.0	0.0	
VMP-63-10	07/17/2024	14:20	-0.83	0.00	0.0	0	2.7	17.8	0.0	3.4	3.2	0.2	
VMP-63-10	08/27/2024	10:36	0.00	0.00	0.0	0	2.7	18.8	0.0	0.0	0.0	0.0	
VMP-63-10	09/19/2024	12:51	0.00	0.00	0.0	0	2.0	19.4	1.6	88.7	88.7	0.0	

TABLE 9
SVE SYSTEM MONTHLY MONITORING - VMP SAMPLING DATA

Sample ID	Date	Initial Reading Time (24-Hour)	Vacuum/Pressure		Fixed Gases				Soil Vapor Concentrations				Comments
			Initial Reading (Inches of H_2O)	Stabilized Reading (Inches of H_2O)	CH_4 (%)	LEL (%)	CO_2 (%)	O_2 (%)	PID (ppmv)	THC (ppmv)	CH_4 (ppmv)	PHC (ppmv)	
VMP-63-20	10/24/2023	09:32	-0.70	0.26	0.0	0	2.2	19.2	0.0	0.0	0.0	0.0	
VMP-63-20	11/21/2023	10:02	-0.38	-0.17	0.0	0	1.9	19.7	0.0	0.0	0.0	0.0	
VMP-63-20	12/21/2023	08:32	-0.43	0.00	0.0	0	1.5	20.1	0.0	0.0	0.0	0.0	
VMP-63-20	1/17/2024	09:12	NM	NM	NM	NM	NM	NM	NM	NM	NM	NM	Not sampled. VMP encased in ice.
VMP-63-20	2/28/2024	10:06	0.00	0.69	0.0	0	0.5	20.5	0.0	0.0	0.0	0.0	
VMP-63-20	3/21/2024	09:17	-0.73	0.00	0.0	0	0.6	20.4	0.0	0.0	0.0	0.0	
VMP-63-20	4/23/2024	13:42	0.00	-0.65	0.0	0	0.9	19.6	0.0	31.1	31.1	0.0	
VMP-63-20	5/29/2024	13:48	-0.22	0.00	0.0	0	1.6	19.0	0.1	159	159	0.0	
VMP-63-20	6/20/2024	10:47	0.00	0.12	0.0	0	2.5	18.5	4.3	0.0	0.0	0.0	
VMP-63-20	07/17/2024	14:21	0.00	0.00	0.0	0	2.6	17.8	0.0	0.0	0.0	0.0	
VMP-63-20	08/27/2024	10:37	0.00	0.00	0.0	0	2.1	19.0	0.0	0.0	0.0	0.0	
VMP-63-20	09/19/2024	12:52	0.00	0.00	0.0	0	2.1	19.2	0.0	0.0	0.0	0.0	
VMP-63-30	10/24/2023	09:33	-0.34	-0.09	0.0	0	1.5	19.5	0.0	0.0	0.0	0.0	
VMP-63-30	11/21/2023	10:03	-0.30	-0.41	0.0	0	1.2	20.0	0.0	0.0	0.0	0.0	
VMP-63-30	12/21/2023	08:33	-0.15	0.00	0.0	0	1.2	20.2	0.0	0.0	0.0	0.0	
VMP-63-30	1/17/2024	09:13	NM	NM	NM	NM	NM	NM	NM	NM	NM	NM	Not sampled. VMP encased in ice.
VMP-63-30	2/28/2024	10:07	0.00	-0.23	0.0	0	0.6	20.5	0.0	0.0	0.0	0.0	
VMP-63-30	3/21/2024	09:18	0.00	0.00	0.0	0	0.8	20.2	0.0	0.0	0.0	0.0	
VMP-63-30	4/23/2024	13:43	-0.15	-0.24	0.0	0	1.0	19.6	0.2	17.9	17.9	0.0	
VMP-63-30	5/29/2024	13:49	-0.31	0.00	0.0	0	1.8	19.4	0.1	111	111	0.0	
VMP-63-30	6/20/2024	10:48	-0.44	-0.22	0.0	0	2.4	18.6	4.5	0.0	0.0	0.0	
VMP-63-30	07/17/2024	14:22	0.00	0.00	0.0	0	2.5	17.8	0.0	7.4	6.9	0.5	
VMP-63-30	08/27/2024	10:30	0.00	0.00	0.0	0	2.2	18.7	0.0	0.0	0.0	0.0	
VMP-63-30	09/19/2024	12:53	0.00	0.00	0.0	0	1.8	19.3	0.0	0.0	0.0	0.0	
VMP-64-5	10/24/2023	09:15	0.00	0.00	0.0	0	1.5	19.8	0.0	0.0	0.0	0.0	
VMP-64-5	11/21/2023	09:44	0.00	0.00	0.0	0	1.7	20.0	0.0	0.0	0.0	0.0	
VMP-64-5	12/21/2023	08:10	0.00	0.00	0.0	0	1.4	20.2	0.0	0.0	0.0	0.0	
VMP-64-5	1/23/2024	12:15	0.00	-0.02	0.0	0	1.5	19.5	0.0	0.0	0.0	0.0	
VMP-64-5	2/28/2024	09:50	0.23	0.00	0.0	0	0.7	20.3	0.0	0.0	0.0	0.0	
VMP-64-5	3/21/2024	08:57	0.00	0.00	0.0	0	0.9	20.5	0.0	0.0	0.0	0.0	
VMP-64-5	4/23/2024	13:20	0.00	0.00	0.0	0	2.2	17.8	0.0	0.0	0.0	0.0	
VMP-64-5	5/29/2024	13:09	0.00	0.00	0.0	0	3.0	17.9	0.0	0.0	0.0	0.0	
VMP-64-5	6/20/2024	10:20	0.00	0.00	0.0	0	3.7	17.5	0.0	0.0	0.0	0.0	
VMP-64-5	07/17/2024	13:58	0.00	0.00	0.0	0	3.2	15.8	0.0	0.0	0.0	0.0	
VMP-64-5	08/26/2024	09:25	0.00	0.00	0.0	0	3.3	17.4	0.0	0.0	0.0	0.0	
VMP-64-5	09/19/2024	12:05	0.00	0.00	0.0	0	1.9	19.8	0.0	0.0	0.0	0.0	

TABLE 9
SVE SYSTEM MONTHLY MONITORING - VMP SAMPLING DATA

Sample ID	Date	Initial Reading Time (24-Hour)	Vacuum/Pressure		Fixed Gases				Soil Vapor Concentrations				Comments
			Initial Reading (Inches of H_2O)	Stabilized Reading (Inches of H_2O)	CH_4 (%)	LEL (%)	CO_2 (%)	O_2 (%)	PID (ppmv)	THC (ppmv)	CH_4 (ppmv)	PHC (ppmv)	
VMP-64-10	10/24/2023	09:16	-0.11	0.00	0.0	0	5.1	16.2	0.0	0.0	0.0	0.0	
VMP-64-10	11/21/2023	09:45	0.00	0.00	0.0	0	4.9	16.9	0.0	0.0	0.0	0.0	
VMP-64-10	11/21/2023	09:45	NM	NM	0.0	0	4.7	16.9	0.0	0.0	0.0	0.0	Duplicate sample.
VMP-64-10	12/21/2023	08:11	0.00	0.00	0.0	0	4.1	17.5	0.0	0.0	0.0	0.0	
VMP-64-10	1/23/2024	12:16	0.00	-0.50	0.0	0	3.7	17.9	0.0	0.0	0.0	0.0	
VMP-64-10	1/23/2024	12:16	NM	NM	0.0	0	3.7	17.9	0.0	0.0	0.0	0.0	Duplicate sample.
VMP-64-10	2/28/2024	09:51	0.00	-0.22	0.0	0	2.6	19.0	0.0	0.0	0.0	0.0	
VMP-64-10	3/21/2024	08:58	0.00	0.00	0.0	0	2.8	18.9	0.0	0.0	0.0	0.0	
VMP-64-10	4/23/2024	13:21	0.00	0.00	0.0	0	3.2	17.7	0.0	0.0	0.0	0.0	
VMP-64-10	5/29/2024	13:10	0.00	0.00	0.0	0	3.2	16.7	0.0	0.0	0.0	0.0	
VMP-64-10	6/10/2024	10:21	0.00	0.00	0.0	0	3.7	16.2	0.0	0.0	0.0	0.0	
VMP-64-10	07/17/2024	13:59	0.00	0.12	0.0	0	3.5	14.6	0.0	0.0	0.0	0.0	
VMP-64-10	08/27/2024	09:26	0.00	0.00	0.0	0	5.7	14.1	0.0	0.0	0.0	0.0	
VMP-64-10	09/19/2024	12:06	0.00	0.00	0.0	0	5.5	15.2	0.0	0.0	0.0	0.0	
VMP-64-20	10/24/2023	09:17	-0.23	-0.09	0.0	0	4.6	15.8	0.0	0.0	0.0	0.0	
VMP-64-20	11/21/2023	09:46	-0.14	0.00	0.0	0	4.7	16.2	0.0	0.0	0.0	0.0	
VMP-64-20	12/21/2023	08:12	-0.10	0.00	0.0	0	4.3	16.4	0.0	0.0	0.0	0.0	
VMP-64-20	1/23/2024	12:17	0.00	0.00	0.0	0	4.3	16.4	0.0	0.0	0.0	0.0	
VMP-64-20	2/28/2024	09:52	-0.67	-0.49	0.0	0	2.1	19.2	0.0	0.0	0.0	0.0	
VMP-64-20	3/21/2024	08:59	0.00	0.00	0.0	0	3.8	17.2	0.0	0.0	0.0	0.0	
VMP-64-20	3/21/2024	08:59	NM	NM	0.0	0	3.8	17.3	0.0	0.0	0.0	0.0	Duplicate sample.
VMP-64-20	4/23/2024	13:22	0.00	-0.43	0.0	0	3.8	16.7	0.0	0.0	0.0	0.0	
VMP-64-20	5/29/2024	13:11	0.00	-0.24	0.0	0	2.2	18.6	0.0	0.0	0.0	0.0	
VMP-64-20	6/20/2024	10:22	0.26	0.00	0.0	0	3.7	16.6	0.0	0.0	0.0	0.0	
VMP-64-20	07/17/2024	14:00	0.00	0.12	0.0	0	2.0	18.5	0.0	0.0	0.0	0.0	
VMP-64-20	08/27/2024	09:27	0.00	0.00	0.0	0	2.6	17.8	0.0	0.0	0.0	0.0	
VMP-64-20	08/27/2024	09:27	0.00	0.00	0.0	0	2.6	17.8	0.0	0.0	0.0	0.0	Duplicate sample.
VMP-64-20	09/19/2024	12:07	0.00	0.00	0.0	0	2.7	17.8	0.0	0.0	0.0	0.0	
VMP-64-28	10/24/2023	09:18	NM	NM	NM	NM	NM	NM	NM	NM	NM	NM	Screen submerged.
VMP-64-28	11/21/2023	09:47	NM	NM	NM	NM	NM	NM	NM	NM	NM	NM	Screen submerged.
VMP-64-28	12/21/2023	08:13	NM	NM	NM	NM	NM	NM	NM	NM	NM	NM	Screen submerged.
VMP-64-28	1/23/2024	12:18	NM	NM	NM	NM	NM	NM	NM	NM	NM	NM	Screen submerged.
VMP-64-28	2/28/2024	09:53	NM	NM	NM	NM	NM	NM	NM	NM	NM	NM	Screen submerged.
VMP-64-28	3/21/2024	09:00	NM	NM	NM	NM	NM	NM	NM	NM	NM	NM	Screen submerged.
VMP-64-28	4/23/2024	13:23	NM	NM	NM	NM	NM	NM	NM	NM	NM	NM	Screen submerged.
VMP-64-28	5/29/2024	13:12	NM	NM	NM	NM	NM	NM	NM	NM	NM	NM	Screen submerged.
VMP-64-28	6/20/2024	10:23	NM	NM	NM	NM	NM	NM	NM	NM	NM	NM	Screen submerged.
VMP-64-28	07/17/2024	14:01	NM	NM	NM	NM	NM	NM	NM	NM	NM	NM	Screen submerged.
VMP-64-28	08/27/2024	09:28	NM	NM	NM	NM	NM	NM	NM	NM	NM	NM	Screen submerged.
VMP-64-28	09/19/2024	12:08	NM	NM	NM	NM	NM	NM	NM	NM	NM	NM	Screen submerged.

TABLE 9
SVE SYSTEM MONTHLY MONITORING - VMP SAMPLING DATA

Sample ID	Date	Initial Reading Time (24-Hour)	Vacuum/Pressure		Fixed Gases				Soil Vapor Concentrations				Comments
			Initial Reading (Inches of H_2O)	Stabilized Reading (Inches of H_2O)	CH_4 (%)	LEL (%)	CO_2 (%)	O_2 (%)	PID (ppmv)	THC (ppmv)	CH_4 (ppmv)	PHC (ppmv)	
VMP-65-10	10/23/2023	13:21	0.00	0.00	0.0	0	5.0	15.0	0.0	0.0	0.0	0.0	
VMP-65-10	11/20/2023	12:55	0.10	-0.10	0.0	0	5.8	13.2	0.0	0.0	0.0	0.0	
VMP-65-10	12/20/2023	11:49	0.00	0.00	0.0	0	6.5	11.4	0.0	0.0	0.0	0.0	
VMP-65-10	1/23/2024	09:58	-0.18	0.00	0.0	0	6.7	11.2	0.0	0.0	0.0	0.0	
VMP-65-10	1/23/2024	09:58	NM	NM	0.0	0	6.5	11.3	0.0	0.0	0.0	0.0	Duplicate sample.
VMP-65-10	2/27/2024	11:34	0.00	0.00	0.0	0	5.5	13.0	0.0	0.0	0.0	0.0	
VMP-65-10	3/20/2024	09:05	-0.69	-0.61	0.0	0	1.9	19.5	0.0	0.0	0.0	0.0	
VMP-65-10	4/23/2024	09:10	0.00	-0.11	0.0	0	4.2	15.4	0.0	0.0	0.0	0.0	
VMP-65-10	5/29/2024	10:26	0.00	-0.16	0.0	0	4.6	13.6	0.0	0.0	0.0	0.0	
VMP-65-10	6/19/2024	13:00	-0.41	-0.36	0.0	0	3.1	17.4	0.0	0.0	0.0	0.0	
VMP-65-10	07/18/2024	08:27	-0.98	-0.89	0.0	0	3.0	17.6	0.0	0.0	0.0	0.0	
VMP-65-10	08/26/2024	12:41	0.25	0.19	0.0	0	4.4	14.2	0.0	0.0	0.0	0.0	
VMP-65-10	08/26/2024	12:41	NM	NM	0.0	0	4.4	14.2	0.0	0.0	0.0	0.0	Duplicate sample.
VMP-65-10	09/18/2024	12:05	-0.47	-0.34	0.0	0	1.6	19.6	0.0	0.0	0.0	0.0	
VMP-65-20	10/23/2023	13:22	0.00	0.00	0.0	0	9.7	9.1	0.0	0.0	0.0	0.0	
VMP-65-20	11/20/2023	12:56	0.09	-0.11	0.0	0	9.4	9.6	0.0	0.0	0.0	0.0	
VMP-65-20	12/20/2023	11:50	0.00	0.00	0.0	0	9.2	8.9	0.0	0.0	0.0	0.0	
VMP-65-20	1/23/2024	09:59	-0.57	0.00	0.0	0	9.0	8.8	0.0	0.0	0.0	0.0	
VMP-65-20	2/27/2024	11:35	0.00	0.15	0.0	0	9.3	8.6	0.0	0.0	0.0	0.0	
VMP-65-20	3/20/2024	09:06	-0.69	-0.66	0.0	0	4.6	16.3	0.0	0.0	0.0	0.0	
VMP-65-20	4/23/2024	09:11	0.00	-0.10	0.0	0	6.6	12.4	0.0	0.0	0.0	0.0	
VMP-65-20	5/29/2024	10:27	0.00	-0.52	0.0	0	7.0	11.0	0.0	0.0	0.0	0.0	
VMP-65-20	6/19/2024	13:01	-0.45	-0.40	0.0	0	7.1	11.7	0.0	0.0	0.0	0.0	
VMP-65-20	07/18/2024	08:27	-1.03	-0.95	0.0	0	7.2	12.3	0.0	0.0	0.0	0.0	
VMP-65-20	08/26/2024	12:42	0.25	0.18	0.0	0	7.6	10.6	0.0	0.0	0.0	0.0	
VMP-65-20	09/18/2024	12:06	-0.51	-0.37	0.0	0	6.3	13.5	0.0	0.0	0.0	0.0	
VMP-65-30	10/23/2023	13:23	0.00	0.00	0.0	0	10.0	6.3	0.0	0.0	0.0	0.0	
VMP-65-30	11/20/2023	12:57	0.10	0.00	0.0	0	11.7	5.0	0.0	0.0	0.0	0.0	
VMP-65-30	12/20/2023	11:51	0.00	0.00	0.0	0	11.9	4.3	0.0	0.0	0.0	0.0	
VMP-65-30	1/23/2024	10:00	NM	NM	NM	NM	NM	NM	NM	NM	NM	NM	Screen submerged.
VMP-65-30	2/27/2024	11:36	0.04	0.04	0.0	0	11.7	4.6	0.0	0.0	0.0	0.0	
VMP-65-30	3/20/2024	09:07	-0.82	-0.65	0.0	0	7.2	11.9	0.2	0.0	0.0	0.0	
VMP-65-30	4/23/2024	09:12	0.00	-0.12	0.0	0	9.1	8.2	0.0	0.0	0.0	0.0	
VMP-65-30	5/29/2024	10:28	-0.46	-0.33	0.0	0	8.5	8.2	0.0	0.0	0.0	0.0	
VMP-65-30	6/19/2024	13:32	-0.46	-0.41	0.0	0	9.5	7.5	0.0	0.0	0.0	0.0	
VMP-65-30	6/19/2024	13:32	NM	NM	0.0	0	9.6	7.4	0.0	0.0	0.0	0.0	Duplicate sample.
VMP-65-30	07/18/2024	08:29	-0.99	-0.97	0.0	0	8.2	10.0	0.0	0.0	0.0	0.0	
VMP-65-30	08/26/2024	12:43	0.26	0.17	0.0	0	11.3	5.2	0.0	0.0	0.0	0.0	
VMP-65-30	09/18/2024	12:07	-0.54	-0.40	0.0	0	11.6	6.5	0.0	0.0	0.0	0.0	

Notes:

1) NM = Not Measured; NA = Not Applicable; NE = Not Encountered; PID = Photo Ionization Detector; THC = Total Hydrocarbon Concentration; PHC = Petroleum Hydrocarbon Concentration; OVR = Over-range; ppmv = Parts Per Million By Volume; btoc = Below Top of Casing; bgs = Below Ground Surface.

SEE LAST PAGE OF TABLE FOR NOTES

TABLE 10
SVE SYSTEM HEADER AND EXHAUST ANALYTICAL DATA

Location	Sample ID	Sample Date	Benzene			Butane			Chlorobenzene			Chloromethane			Dichlorodifluoromethane			Ethanol		
			Result (mg/m^3)	Lab Quals	AECOM Quals	Result (mg/m^3)	Lab Quals	AECOM Quals	Result (mg/m^3)	Lab Quals	AECOM Quals	Result (mg/m^3)	Lab Quals	AECOM Quals	Result (mg/m^3)	Lab Quals	AECOM Quals	Result (mg/m^3)	Lab Quals	AECOM Quals
SVE Public Works Header	PW-HEADER-SVE-100323	10/3/2023	48			450			< 12	U		< 52	U		< 12	U		39	J	
SVE Public Works Header	PW-HEADER-SVE-110223	11/2/2023	56			510			< 2.2	U		< 4	U		< 2.4	U		< 4.6	U	
SVE Public Works Header	PW-HEADER-SVE-120523	12/5/2023	69			310			< 1.1	U		< 2	U		< 1.2	U		< 2.3	U	
SVE Public Works Header	PW-HEADER-SVE-010324	1/3/2024	68			310			0.23	J		< 2.1	U		< 1.2	U		< 2.4	U	
SVE Public Works Header	PW-HEADER-SVE-020524	2/5/2024	62			230			< 3.1	U		< 5.5	U		< 3.3	U		< 6.3	U	
SVE Public Works Header	PW-HEADER-SVE-030524	3/5/2024	57			360			< 23	U		< 41	U		< 25	U		20	J	
SVE Public Works Header	PW-Header-SVE-040224	4/2/2024	70			390			< 24	U		< 43	U		< 26	U		< 49	U	
SVE Public Works Header	PW-Header-SVE-050224	5/2/2024	63			420			< 9.2	U		< 17	U		< 9.9	U		5.4	J	
SVE Public Works Header	PW-Header-SVE-060524	6/5/2024	54			400			< 12	U		< 21	U		< 13	U		< 24	U	
SVE Refinery Header	WFL-HEADER-SVE-100323	10/3/2023	11			740			< 11	U		< 51	U		< 12	U		32	J	
SVE Refinery Header	WFL-HEADER-SVE-110223	11/2/2023	10			850			< 1.1	U		< 2	U		< 1.2	U		< 2.3	U	
SVE Refinery Header	WFL-HEADER-SVE-120523	12/5/2023	14			1100			< 2.1	U		< 3.8	U		< 2.3	U		< 4.4	U	
SVE Refinery Header	WFL-HEADER-SVE-010324	1/3/2024	9.8			770			< 1.2	U		< 2.1	U		< 1.2	U		< 2.4	U	
SVE Refinery Header	WFL-HEADER-SVE-020524	2/5/2024	14	J		720			< 23	U		< 41	U		< 25	U		< 47	U	
SVE Refinery Header	WFL-HEADER-SVE-030524	3/5/2024	12	J		850			< 23	U		< 42	U		< 25	U		< 48	U	
SVE Refinery Header	WFL-Header-SVE-040224	4/2/2024	13	J		870			< 23	U		< 42	U		< 25	U		< 47	U	
SVE Refinery Header	WFL-Header-SVE-050224	5/2/2024	11	J		860			< 16	U		< 29	U		< 18	U		12	J	
SVE Refinery Header	WFL-Header-SVE-060524	6/5/2024	12	J		1000			< 23	U		< 42	U		< 25	U		< 48	U	
SVE Refinery Header	WFL-Header-SVE-070224	7/2/2024	10	J		900			< 23	U		< 41	U		< 24	U		< 46	U	
SVE Refinery Header	WFL-Header-SVE-080624	8/6/2024	22			810			< 12	U		< 21	U		< 12	U		< 24	U	
SVE Refinery Header	WFL-Header-SVE-091124	9/11/2024	7.7			620			< 7.5	U		< 13	U		< 8.1	U		< 15	U	
SVE RTO Exhaust	EXH-SVE-100323	10/3/2023	0.13			1.3			< 0.03	U		< 0.13	U		< 0.032	U		0.066	J	
SVE RTO Exhaust	EXH-SVE-110223	11/2/2023	0.077			1.9			< 0.018	U		< 0.079	UJ	UJ	< 0.019	U		< 0.072	U	
SVE RTO Exhaust	EXH-SVE-120523	12/5/2023	0.05			1.3			< 0.011	U		< 0.05	U		< 0.012	U		0.048		
SVE RTO Exhaust	EXH-SVE-010324	1/3/2024	0.14			1.4			< 0.01	U		< 0.047	U		< 0.011	U		0.037	J	
SVE RTO Exhaust	EXH-SVE-020524	2/5/2024	0.23			2.8			< 0.03	U		< 0.14	U		< 0.032	U		< 0.12	U	
SVE RTO Exhaust	EXH-SVE-030524	3/5/2024	0.35			2.5			< 0.038	U		< 0.17	U		< 0.041	U		< 0.16	U	
SVE RTO Exhaust	Exh-SVE-040224	4/2/2024	0.14			2.9			< 0.029	U		< 0.13	U		0.019	J		0.14		
SVE RTO Exhaust	Exh-SVE-050224	5/2/2024	0.066			1.5			< 0.012	U		< 0.054	U		< 0.013	U		0.13		
SVE RTO Exhaust	Exh-SVE-060524	6/5/2024	0.15			3			< 0.032	U		< 0.14	U		< 0.035	U		0.086	J	
SVE RTO Exhaust	Exh-SVE-070224	7/2/2024	2.7			5.9			< 0.06	U		0.24	J		< 0.064	U		0.15	J	
SVE RTO Exhaust	Exh-SVE-080624	8/6/2024	30			4.4			< 0.11	U		< 0.2	U		< 0.12	U		0.11	J	
SVE RTO Exhaust	Exh-SVE-091124	9/11/2024	1.9			1.6			< 0.011	U		< 0.05	U		< 0.012	U		0.027	J	

SEE LAST PAGE OF TABLE FOR NOTES

TABLE 10
SVE SYSTEM HEADER AND EXHAUST ANALYTICAL DATA

Location	Sample ID	Sample Date	Ethylbenzene			4-Ethyltoluene			Heptane			Hexane			2-Hexanone (Methyl N-Butyl Ketone)			Isopentane		
			Result (mg/m^3)	Lab Quals	AECOM Quals	Result (mg/m^3)	Lab Quals	AECOM Quals	Result (mg/m^3)	Lab Quals	AECOM Quals	Result (mg/m^3)	Lab Quals	AECOM Quals	Result (mg/m^3)	Lab Quals	AECOM Quals	Result (mg/m^3)	Lab Quals	AECOM Quals
SVE Public Works Header	PW-HEADER-SVE-100323	10/3/2023	3	J		< 12	U		60			300			< 42	U		1300		
SVE Public Works Header	PW-HEADER-SVE-110223	11/2/2023	6.8			< 2.4	U		76			350			< 7.9	U		1600		
SVE Public Works Header	PW-HEADER-SVE-120523	12/5/2023	9.4			< 1.2	U		110			500			< 3.9	U		1300		
SVE Public Works Header	PW-HEADER-SVE-010324	1/3/2024	9.1			0.88	J		100			410			< 4.1	U		1200		
SVE Public Works Header	PW-HEADER-SVE-020524	2/5/2024	5.2			< 3.3	U		100			450			< 11	U		1400		
SVE Public Works Header	PW-HEADER-SVE-030524	3/5/2024	< 22	U		< 24	U		72			350			< 82	U		1300		
SVE Public Works Header	PW-Header-SVE-040224	4/2/2024	4	J		< 25	U		100			450			< 85	U		1300		
SVE Public Works Header	PW-Header-SVE-050224	5/2/2024	1.5	J		< 9.9	U		80			380			< 33	U		2000		
SVE Public Works Header	PW-Header-SVE-060524	6/5/2024	3.3	J		< 12	U		74			340			< 42	U		1300		
SVE Refinery Header	WFL-HEADER-SVE-100323	10/3/2023	< 11	U		< 12	U		10			95			< 40	U		920		
SVE Refinery Header	WFL-HEADER-SVE-110223	11/2/2023	0.74	J		< 1.2	U		11			78			< 4	U		1100		
SVE Refinery Header	WFL-HEADER-SVE-120523	12/5/2023	< 2	U		< 2.3	U		18			100			< 7.6	U		1400		
SVE Refinery Header	WFL-HEADER-SVE-010324	1/3/2024	0.7	J		< 1.2	U		12			75			< 4.2	U		940		
SVE Refinery Header	WFL-HEADER-SVE-020524	2/5/2024	< 22	U		< 24	U		14	J		100			< 82	U		1200		
SVE Refinery Header	WFL-HEADER-SVE-030524	3/5/2024	< 22	U		< 25	U		13	J		140			< 84	U		1200		
SVE Refinery Header	WFL-Header-SVE-040224	4/2/2024	< 22	U		< 25	U		16	J		150			< 82	U		1100		
SVE Refinery Header	WFL-Header-SVE-050224	5/2/2024	< 15	U		< 17	U		12	J		130			< 58	U		1600		
SVE Refinery Header	WFL-Header-SVE-060524	6/5/2024	< 22	U		< 25	U		18	J	J	200			< 83	U		1400		
SVE Refinery Header	WFL-Header-SVE-070224	7/2/2024	< 21	U		< 24	U		8.6	J		180			< 81	U		1400		
SVE Refinery Header	WFL-Header-SVE-080624	8/6/2024	< 11	U		< 12	U		12			160			< 41	U		1100		
SVE Refinery Header	WFL-Header-SVE-091124	9/11/2024	< 7.1	U		< 8	U		12			120			< 27	U		910		
SVE RTO Exhaust	EXH-SVE-100323	10/3/2023	0.052			0.02	J		0.21			0.66			0.092	J		2.7		
SVE RTO Exhaust	EXH-SVE-110223	11/2/2023	0.019			0.013	J		0.12			0.46			0.025	J		2.7		J
SVE RTO Exhaust	EXH-SVE-120523	12/5/2023	0.015			0.012			0.085			0.3			0.031	J		2		
SVE RTO Exhaust	EXH-SVE-010324	1/3/2024	0.058			0.021			0.25			0.76			< 0.037	U		2.3		
SVE RTO Exhaust	EXH-SVE-020524	2/5/2024	0.021	J		< 0.032	U		0.28			1.2			< 0.11	U		5.5		
SVE RTO Exhaust	EXH-SVE-030524	3/5/2024	0.027	J		0.011	J		0.23			0.95			< 0.14	U		4.6		
SVE RTO Exhaust	Exh-SVE-040224	4/2/2024	< 0.027	U		< 0.031	U		0.13			0.71			0.035	J		4.2		
SVE RTO Exhaust	Exh-SVE-050224	5/2/2024	0.0082	J		0.0047	J		0.096			0.45			0.092			2.4		
SVE RTO Exhaust	Exh-SVE-060524	6/5/2024	0.019	J		0.015	J		0.28			1.1			0.093	J		5.6		
SVE RTO Exhaust	Exh-SVE-070224	7/2/2024	< 0.056	U		< 0.064	U		0.31			1.5			0.096	J		9.4		
SVE RTO Exhaust	Exh-SVE-080624	8/6/2024	0.042	J		< 0.12	U		0.48			1.8			0.18	J		7.4		
SVE RTO Exhaust	Exh-SVE-091124	9/11/2024	0.019			< 0.012	U		0.19			0.55			0.024	J		2.7		

SEE LAST PAGE OF TABLE FOR NOTES

TABLE 10
SVE SYSTEM HEADER AND EXHAUST ANALYTICAL DATA

Location	Sample ID	Sample Date	2-Propanol			Tetrachloroethene			1,2,4-Trimethylbenzene			1,3,5-Trimethylbenzene			2,2,4-Trimethylpentane			m,p-Xylene		
			Result (mg/m^3)	Lab Quals	AECOM Quals	Result (mg/m^3)	Lab Quals	AECOM Quals	Result (mg/m^3)	Lab Quals	AECOM Quals	Result (mg/m^3)	Lab Quals	AECOM Quals	Result (mg/m^3)	Lab Quals	AECOM Quals	Result (mg/m^3)	Lab Quals	AECOM Quals
SVE Public Works Header	PW-HEADER-SVE-100323	10/3/2023	19	J		< 17	U		< 12	U		< 12	U		360			5.6	J	
SVE Public Works Header	PW-HEADER-SVE-110223	11/2/2023	< 6	U		< 3.3	U		1.2	J		0.58	J		430			11		
SVE Public Works Header	PW-HEADER-SVE-120523	12/5/2023	< 2.9	U		< 1.6	U		< 1.2	U		< 1.2	U		600			13		
SVE Public Works Header	PW-HEADER-SVE-010324	1/3/2024	< 3.1	U		< 1.7	U		1.3			0.85	J		510			14		
SVE Public Works Header	PW-HEADER-SVE-020524	2/5/2024	< 8.2	U		< 4.5	U		< 3.3	U		< 3.3	U		540			7.2		
SVE Public Works Header	PW-HEADER-SVE-030524	3/5/2024	9	J		< 34	U		< 24	U		< 24	U		410			4.6	J	
SVE Public Works Header	PW-Header-SVE-040224	4/2/2024	< 64	U		< 35	U		< 25	U		< 25	U		550			5.7	J	
SVE Public Works Header	PW-Header-SVE-050224	5/2/2024	2	J		< 14	U		< 9.9	U		< 9.9	U		460			2.7	J	
SVE Public Works Header	PW-Header-SVE-060524	6/5/2024	< 31	U		< 17	U		< 12	U		< 12	U		480			3.2	J	
SVE Refinery Header	WFL-HEADER-SVE-100323	10/3/2023	14	J		< 17	U		< 12	U		< 12	U		270			< 21	U	
SVE Refinery Header	WFL-HEADER-SVE-110223	11/2/2023	< 3	U		< 1.7	U		0.46	J		< 1.2	U		280			1.7		
SVE Refinery Header	WFL-HEADER-SVE-120523	12/5/2023	< 5.7	U		< 3.2	U		< 2.3	U		< 2.3	U		420			2.3		
SVE Refinery Header	WFL-HEADER-SVE-010324	1/3/2024	< 3.1	U		< 1.7	U		0.21	J		< 1.2	U		260			1.4		
SVE Refinery Header	WFL-HEADER-SVE-020524	2/5/2024	< 61	U		< 34	U		< 24	U		< 24	U		230			< 22	U	
SVE Refinery Header	WFL-HEADER-SVE-030524	3/5/2024	8.3	J		< 34	U		< 25	U		< 25	U		290			< 22	U	
SVE Refinery Header	WFL-Header-SVE-040224	4/2/2024	< 62	U		< 34	U		< 25	U		< 25	U		340			< 22	U	
SVE Refinery Header	WFL-Header-SVE-050224	5/2/2024	4.6	J		< 24	U		< 17	U		< 17	U		240			< 15	U	
SVE Refinery Header	WFL-Header-SVE-060524	6/5/2024	< 62	U		< 34	U		< 25	U		< 25	U		350			< 22	U	
SVE Refinery Header	WFL-Header-SVE-070224	7/2/2024	< 60	U		6.3	J		< 24	U		< 24	U		350			< 21	U	
SVE Refinery Header	WFL-Header-SVE-080624	8/6/2024	< 31	U		< 17	U		< 12	U		< 12	U		270			1.7	J	
SVE Refinery Header	WFL-Header-SVE-091124	9/11/2024	< 20	U		9.9	J		< 8	U		< 8	U		260			< 7.1	U	
SVE RTO Exhaust	EXH-SVE-100323	10/3/2023	< 0.064	U		< 0.044	U		0.025	J		0.0092	J		1.3			0.098		
SVE RTO Exhaust	EXH-SVE-110223	11/2/2023	< 0.038	U	UJ	< 0.026	U		0.018	J		0.0070	J		1.4			0.042		
SVE RTO Exhaust	EXH-SVE-120523	12/5/2023	0.023	J		< 0.016	U		0.016			0.0073	J		1.1			0.031		
SVE RTO Exhaust	EXH-SVE-010324	1/3/2024	< 0.022	U	UJ	< 0.015	U		0.032			0.014			1.6			0.11		
SVE RTO Exhaust	EXH-SVE-020524	2/5/2024	< 0.064	U		< 0.044	U		0.012	J		< 0.032	U		2.3			0.033	J	
SVE RTO Exhaust	EXH-SVE-030524	3/5/2024	0.037	J		< 0.056	U		0.016	J		< 0.04	U		1.9			0.051	J	
SVE RTO Exhaust	Exh-SVE-040224	4/2/2024	0.05	J		< 0.042	U		0.0092	J		< 0.031	U		1.3			0.014	J	
SVE RTO Exhaust	Exh-SVE-050224	5/2/2024	0.069			< 0.018	U		0.0066	J		< 0.013	U		0.8			0.016	J	
SVE RTO Exhaust	Exh-SVE-060524	6/5/2024	< 0.069	U		< 0.048	U		0.021	J		0.0094	J		2.2			0.039	J	
SVE RTO Exhaust	Exh-SVE-070224	7/2/2024	< 0.13	U		< 0.088	U		< 0.064	U		< 0.064	U		3.1			0.025	J	
SVE RTO Exhaust	Exh-SVE-080624	8/6/2024	< 0.29	U		< 0.16	U		< 0.12	U		< 0.12	U		3.9			0.078	J	
SVE RTO Exhaust	Exh-SVE-091124	9/11/2024	0.028			< 0.016	U		< 0.012	U		< 0.012	U		1.4			0.042		

SEE LAST PAGE OF TABLE FOR NOTES

TABLE 10
SVE SYSTEM HEADER AND EXHAUST ANALYTICAL DATA

Location	Sample ID	Sample Date	o-Xylene			TPH (C2-C10)			Butane			Isopentane			C6+			Carbon Dioxide		
			Result (mg/m^3)	Lab Quals	AECOM Quals	Result (mg/m^3)	Lab Quals	AECOM Quals	Result (%)	Lab Quals	AECOM Quals	Result (%)	Lab Quals	AECOM Quals	Result (%)	Lab Quals	AECOM Quals	Result (%)	Lab Quals	AECOM Quals
SVE Public Works Header	PW-HEADER-SVE-100323	10/3/2023	< 11	U		13000			0.027			0.070			0.17			6.4		
SVE Public Works Header	PW-HEADER-SVE-110223	11/2/2023	< 2.1	U		12000			0.023			0.058			0.16			6.0		
SVE Public Works Header	PW-HEADER-SVE-120523	12/5/2023	< 1	U		12000			0.012			0.044			0.17			5.9		
SVE Public Works Header	PW-HEADER-SVE-010324	1/3/2024	0.4	J		13000		J	0.015			0.047			0.18			6.0		
SVE Public Works Header	PW-HEADER-SVE-020524	2/5/2024	< 2.9	U		12000			0.012			0.044			0.18			5.4		
SVE Public Works Header	PW-HEADER-SVE-030524	3/5/2024	< 22	U		13000			0.022			0.057			0.17			5.9		
SVE Public Works Header	PW-Header-SVE-040224	4/2/2024	< 22	U		16000			0.024			0.067			0.20			6.4		
SVE Public Works Header	PW-Header-SVE-050224	5/2/2024	< 8.7	U		16000			0.022			0.058			0.17			6.2		
SVE Public Works Header	PW-Header-SVE-060524	6/5/2024	< 11	U		16000			0.024			0.062			0.19			6.3		
SVE Refinery Header	WFL-HEADER-SVE-100323	10/3/2023	< 11	U		9200			0.044			0.050			0.082			4.4		
SVE Refinery Header	WFL-HEADER-SVE-110223	11/2/2023	0.27	J		7500			0.039			0.041			0.082			3.9		
SVE Refinery Header	WFL-HEADER-SVE-120523	12/5/2023	< 2	U		8000			0.041			0.043			0.086			4.0		
SVE Refinery Header	WFL-HEADER-SVE-010324	1/3/2024	0.26	J		7200			0.036			0.037			0.068			3.8		
SVE Refinery Header	WFL-HEADER-SVE-020524	2/5/2024	< 22	U		8400			0.044			0.047			0.094			3.5		
SVE Refinery Header	WFL-HEADER-SVE-030524	3/5/2024	< 22	U		9900			0.051			0.055			0.10			3.8		
SVE Refinery Header	WFL-Header-SVE-040224	4/2/2024	< 22	U		10000			0.052			0.055			0.10			3.5		
SVE Refinery Header	WFL-Header-SVE-050224	5/2/2024	< 15	U		9500			0.043			0.046			0.089			2.7		
SVE Refinery Header	WFL-Header-SVE-060524	6/5/2024	< 22	U		14000			0.062			0.068			0.15			3.5		
SVE Refinery Header	WFL-Header-SVE-070224	7/2/2024	< 21	U		11000			0.052			0.053			0.11			3.0		
SVE Refinery Header	WFL-Header-SVE-080624	8/6/2024	< 11	U		9700			0.042			0.046			0.090			2.5		
SVE Refinery Header	WFL-Header-SVE-091124	9/11/2024	< 7.1	U		7400			0.042			0.045			0.077			2.9		
SVE RTO Exhaust	EXH-SVE-100323	10/3/2023	< 0.028	U		46			0.000071	J		0.00013	J		< 0.023	U		1.0		
SVE RTO Exhaust	EXH-SVE-110223	11/2/2023	< 0.017	U		42			0.00011	J		0.00012	J		0.012	J		0.78		
SVE RTO Exhaust	EXH-SVE-120523	12/5/2023	0.0028	J		29			0.000076	J		< 0.0024	U		0.00013	J		0.66		
SVE RTO Exhaust	EXH-SVE-010324	1/3/2024	0.0041	J		43			0.000082	J		0.00010	J		< 0.023	U		0.68		
SVE RTO Exhaust	EXH-SVE-020524	2/5/2024	< 0.028	U		52			0.00013	J		0.00017	J		0.00016	J		0.74		
SVE RTO Exhaust	EXH-SVE-030524	3/5/2024	< 0.036	U		44			0.00010	J		0.00014	J		0.00031	J		0.77		
SVE RTO Exhaust	Exh-SVE-040224	4/2/2024	< 0.027	U		40			0.00012	J		0.00013	J		0.00011	J		0.97		
SVE RTO Exhaust	Exh-SVE-050224	5/2/2024	< 0.011	U		41			0.000070	J		0.000095	J		0.00016	J		0.84		
SVE RTO Exhaust	Exh-SVE-060524	6/5/2024	< 0.031	U		75			0.00015	J		0.00020	J		0.00018	J		1.1		
SVE RTO Exhaust	Exh-SVE-070224	7/2/2024	< 0.056	U		110			0.00030	J		0.00033	J		0.0014	J		1.2		
SVE RTO Exhaust	Exh-SVE-080624	8/6/2024	< 0.1	U		140			0.00018	J		0.00024	J		0.00047	J		2.0		
SVE RTO Exhaust	Exh-SVE-091124	9/11/2024	< 0.01	U		28			0.000066	J		< 0.0023	U		0.00029	J		0.82		

SEE LAST PAGE OF TABLE FOR NOTES

TABLE 10
SVE SYSTEM HEADER AND EXHAUST ANALYTICAL DATA

Location	Sample ID	Sample Date	Ethane			Isobutane			Methane			Neopentane			Nitrogen			Oxygen		
			Result (%)	Lab Quals	AECOM Quals	Result (%)	Lab Quals	AECOM Quals	Result (%)	Lab Quals	AECOM Quals	Result (%)	Lab Quals	AECOM Quals	Result (%)	Lab Quals	AECOM Quals	Result (%)	Lab Quals	AECOM Quals
SVE Public Works Header	PW-HEADER-SVE-100323	10/3/2023	0.00020	J		0.0019	J		4.7			0.00018	J		76			13		
SVE Public Works Header	PW-HEADER-SVE-110223	11/2/2023	0.00017	J		0.0017	J		3.7			0.00014	J		76			14		
SVE Public Works Header	PW-HEADER-SVE-120523	12/5/2023	0.00014	J		0.00098	J		2.4			0.000093	J		77			14		
SVE Public Works Header	PW-HEADER-SVE-010324	1/3/2024	0.00014	J		0.0012	J		2.9			0.000098	J		77			14		
SVE Public Works Header	PW-HEADER-SVE-020524	2/5/2024	0.00015	J		0.00098	J		2.8			< 0.0020	U		76			15		
SVE Public Works Header	PW-HEADER-SVE-030524	3/5/2024	0.00025	J		0.0017	J		3.9			0.00014	J		76			14		
SVE Public Works Header	PW-Header-SVE-040224	4/2/2024	0.00026	J		0.0019	J		4.6			0.00016	J		76			13		
SVE Public Works Header	PW-Header-SVE-050224	5/2/2024	0.00027	J		0.0017	J		4.1			< 0.0020	U		75			14		
SVE Public Works Header	PW-Header-SVE-060524	6/5/2024	0.00028	J		0.0019	J		4.7			0.00015	J		76			13		
SVE Refinery Header	WFL-HEADER-SVE-100323	10/3/2023	0.00026	J		0.0046			1.8			0.00022	J		78			16		
SVE Refinery Header	WFL-HEADER-SVE-110223	11/2/2023	0.00020	J		0.0039			1.3			0.00018	J		78			17		
SVE Refinery Header	WFL-HEADER-SVE-120523	12/5/2023	0.00020	J		0.0040			1.4			0.00019	J		78			16		
SVE Refinery Header	WFL-HEADER-SVE-010324	1/3/2024	0.00019	J		0.0036			1.3			0.00018	J		78			17		
SVE Refinery Header	WFL-HEADER-SVE-020524	2/5/2024	0.00023	J		0.0043			1.5			< 0.0020	U		77			18		
SVE Refinery Header	WFL-HEADER-SVE-030524	3/5/2024	0.00027	J		0.0050			1.8			0.00022	J		77			17		
SVE Refinery Header	WFL-Header-SVE-040224	4/2/2024	0.00028	J		0.0051			1.8			0.00024	J		78			17		
SVE Refinery Header	WFL-Header-SVE-050224	5/2/2024	0.00023	J		0.0042			1.5			< 0.0020	U		78			18		
SVE Refinery Header	WFL-Header-SVE-060524	6/5/2024	0.00029	J		0.0059			1.9			0.00026	J		77			17		
SVE Refinery Header	WFL-Header-SVE-070224	7/2/2024	0.00024	J		0.0049			1.4			< 0.0020	U		78			17		
SVE Refinery Header	WFL-Header-SVE-080624	8/6/2024	0.00022	J		0.0041			1.4			0.00019	J		78			18		
SVE Refinery Header	WFL-Header-SVE-091124	9/11/2024	0.00020	J		0.0041			1.3			0.00019	J		79			17		
SVE RTO Exhaust	EXH-SVE-100323	10/3/2023	< 0.0023	U		< 0.0023	U		0.0057			< 0.0023	U		79			20		
SVE RTO Exhaust	EXH-SVE-110223	11/2/2023	< 0.0023	U		< 0.0023	U		0.0051			< 0.0023	U		78			21		
SVE RTO Exhaust	EXH-SVE-120523	12/5/2023	< 0.0024	U		< 0.0024	U		0.0026			< 0.0024	U		78			21		
SVE RTO Exhaust	EXH-SVE-010324	1/3/2024	< 0.0023	U		< 0.0023	U		0.0047			< 0.0023	U		78			21		
SVE RTO Exhaust	EXH-SVE-020524	2/5/2024	< 0.0023	U		< 0.0023	U		0.0056			< 0.0023	U		78			21		
SVE RTO Exhaust	EXH-SVE-030524	3/5/2024	< 0.0025	U		< 0.0025	U		0.0065			< 0.0025	U		79			20		
SVE RTO Exhaust	Exh-SVE-040224	4/2/2024	< 0.0025	U		< 0.0025	U		0.0068			< 0.0025	U		79			20		
SVE RTO Exhaust	Exh-SVE-050224	5/2/2024	< 0.0024	U		< 0.0024	U		0.0030			< 0.0024	U		79			20		
SVE RTO Exhaust	Exh-SVE-060524	6/5/2024	< 0.0025	U		< 0.0025	U		0.0083			< 0.0025	U		79			20		
SVE RTO Exhaust	Exh-SVE-070224	7/2/2024	< 0.0023	U		< 0.0023	U		0.0099			< 0.0023	U		80			19		
SVE RTO Exhaust	Exh-SVE-080624	8/6/2024	< 0.0024	U		< 0.0024	U		0.011			< 0.0024	U		80			18		
SVE RTO Exhaust	Exh-SVE-091124	9/11/2024	< 0.0023	U		< 0.0023	U		0.0036			< 0.0023	U		79			20		

SEE LAST PAGE OF TABLE FOR NOTES

TABLE 10
SVE SYSTEM HEADER AND EXHAUST ANALYTICAL DATA

Location	Sample ID	Sample Date	Pentane			Propane		
			Result (%)	Lab Quals	AECOM Quals	Result (%)	Lab Quals	AECOM Quals
SVE Public Works Header	PW-HEADER-SVE-100323	10/3/2023	**0.047**			**0.000076**	J	
SVE Public Works Header	PW-HEADER-SVE-110223	11/2/2023	**0.040**			**0.000068**	J	
SVE Public Works Header	PW-HEADER-SVE-120523	12/5/2023	**0.034**			**0.000062**	J	
SVE Public Works Header	PW-HEADER-SVE-010324	1/3/2024	**0.034**			**0.000064**	J	
SVE Public Works Header	PW-HEADER-SVE-020524	2/5/2024	**0.032**			**0.000063**	J	
SVE Public Works Header	PW-HEADER-SVE-030524	3/5/2024	**0.037**			**0.000060**	J	
SVE Public Works Header	PW-Header-SVE-040224	4/2/2024	**0.044**			**0.000065**	J	
SVE Public Works Header	PW-Header-SVE-050224	5/2/2024	**0.038**			**0.000055**	J	
SVE Public Works Header	PW-Header-SVE-060524	6/5/2024	**0.039**			**0.000055**	J	
SVE Refinery Header	WFL-HEADER-SVE-100323	10/3/2023	**0.019**			**0.00027**	J	
SVE Refinery Header	WFL-HEADER-SVE-110223	11/2/2023	**0.015**			**0.00022**	J	
SVE Refinery Header	WFL-HEADER-SVE-120523	12/5/2023	**0.015**			**0.00022**	J	
SVE Refinery Header	WFL-HEADER-SVE-010324	1/3/2024	**0.013**			**0.00019**	J	
SVE Refinery Header	WFL-HEADER-SVE-020524	2/5/2024	**0.018**			**0.00024**	J	
SVE Refinery Header	WFL-HEADER-SVE-030524	3/5/2024	**0.022**			**0.00029**	J	
SVE Refinery Header	WFL-Header-SVE-040224	4/2/2024	**0.022**			**0.00031**	J	
SVE Refinery Header	WFL-Header-SVE-050224	5/2/2024	**0.018**			**0.00026**	J	
SVE Refinery Header	WFL-Header-SVE-060524	6/5/2024	**0.027**			**0.00036**	J	
SVE Refinery Header	WFL-Header-SVE-070224	7/2/2024	**0.021**			**0.00027**	J	
SVE Refinery Header	WFL-Header-SVE-080624	8/6/2024	**0.019**			**0.00025**	J	
SVE Refinery Header	WFL-Header-SVE-091124	9/11/2024	**0.017**			**0.00024**	J	
SVE RTO Exhaust	EXH-SVE-100323	10/3/2023	**0.000075**	J		< 0.0023	U	
SVE RTO Exhaust	EXH-SVE-110223	11/2/2023	< 0.0023	U		< 0.0023	U	
SVE RTO Exhaust	EXH-SVE-120523	12/5/2023	< 0.0024	U		< 0.0024	U	
SVE RTO Exhaust	EXH-SVE-010324	1/3/2024	< 0.0023	U		< 0.0023	U	
SVE RTO Exhaust	EXH-SVE-020524	2/5/2024	**0.000099**	J		< 0.0023	U	
SVE RTO Exhaust	EXH-SVE-030524	3/5/2024	**0.000064**	J		< 0.0025	U	
SVE RTO Exhaust	Exh-SVE-040224	4/2/2024	< 0.0025	U		< 0.0025	U	
SVE RTO Exhaust	Exh-SVE-050224	5/2/2024	< 0.0024	U		< 0.0024	U	
SVE RTO Exhaust	Exh-SVE-060524	6/5/2024	**0.000094**	J		< 0.0025	U	
SVE RTO Exhaust	Exh-SVE-070224	7/2/2024	**0.00014**	J		< 0.0023	U	
SVE RTO Exhaust	Exh-SVE-080624	8/6/2024	**0.00011**	J		< 0.0024	U	
SVE RTO Exhaust	Exh-SVE-091124	9/11/2024	< 0.0023	U		< 0.0023	U	

NOTES:
Analytes shown were detected in at least one sample on Table 10 during the current quarter or previous 3 quarters.
Public Works Header was closed on June 12, 2024 when SEE system vapor extraction began.
Analytical samples were not collected from the Public Works Header in 3Q24.

Bold results are detections above the RL, or estimated detections between the MDL and RL.

Lab Qualifiers
J = Estimated value; results between the MDL and RL
U = Compound analyzed for but not detected above the RL
E = Exceeds instrument calibration range
CN = Indicates potential high bias due to use of Tedlar© bag for off-line dilution

AECOM Qualifiers
J = Estimated detection
UJ = Estimated non-detect
U = Non-detect due to blank contamination

Figures

The following MVS descriptions and assumptions apply to **Figures 7** through **10**:

Plan View Model Output – The data input for the plan view model was not limited by depth and was modeled in three dimensions (3D). The bottom surface of the resulting model was limited to the potentiometric groundwater surface elevation. The two-dimensional (2D) appearance of the figures created from the 3D model was achieved by displaying an aerial view of horizontal slices through the model. The horizontal slices were taken parallel to the ground surface that was created from GPS survey data, rather than at single elevation plane. The result of this is a surface that accurately represents soil vapor concentrations at discreet depths measured from ground surface.

Inward Kriging / Boundary Cut-off – This method of Kriging limits the horizontal extent of data modeling to the extent of the data on the x/y plane in a convex hull. The model is bounded by the VMPs.

Vertical Cut-off – The bottom surface of this model is based on the current quarter's groundwater gauging data collected in Roxana. The groundwater gauging data was used to model a 2D surface that represents the interface between the top surface of groundwater and the bottom surface of soil vapor.

Duplicate Samples – In locations and depths where duplication samples were collected, the higher concentration was used.

Detection Limits – In cases where the lab reported a non-detect, half the value of the lab detection limit was used in the model. This conservative method is based on the assumption that the soil is likely not free of benzene, but the quantity contained is lower than detectable at the analyzed dilution. Data are posted where non-detect.

File: G:\USERS\MADALINA.TAMAS\AECOM DIRECTORY\GDS GIS SERVICES – DCS AMERICAS\SHELL\ILLINOIS\USF00666-900 S CENTRAL AVE-ROXANA-IL\ROXANA 4920 SV-SVE RPT\WORKSPACE\03.04.2021\FIGURE 1 INVESTIGATION AREA LOCATION MAP.DWG Last edited: Mar. 4, 21 @ 5:06 PM by: WCC-ST.LOUIS

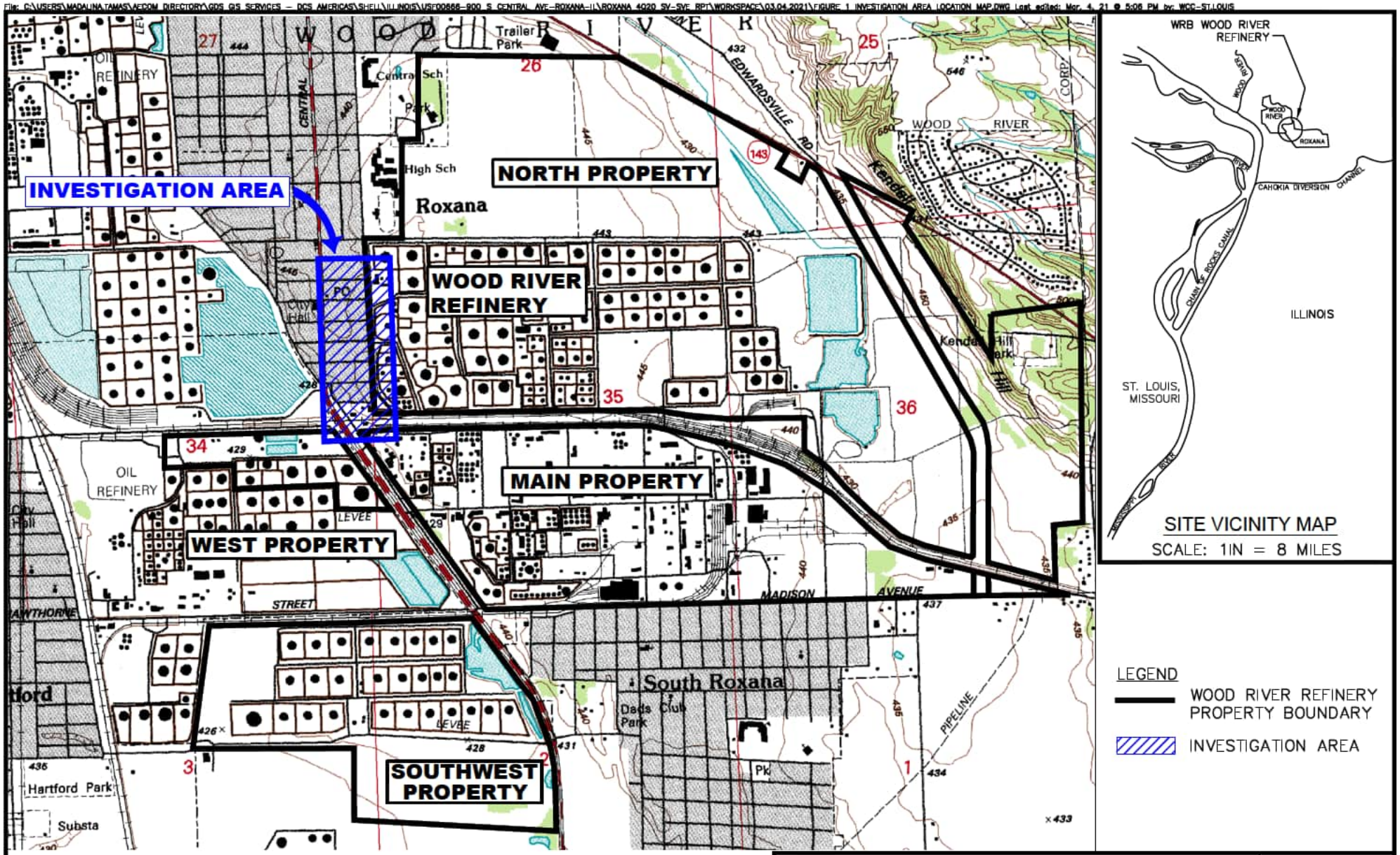

CONTOUR INTERVAL = 5 FT

0 2000

SCALE FEET

N

SOURCE:
ELECTRONIC USGS DIGITAL RASTER GRAPHIC 7.5 MINUTE TOPOGRAPHIC MAP OF WOOD RIVER, IL–MO REVISED 1994.

EQUILON ENTERPRISES LLC dba SHELL OIL PRODUCTS US
SOIL VAPOR MONITORING PROGRAM
ROXANA, ILLINOIS

AECOM

DRN. BY: gds October 2021
DSGN. BY: djd
CHKD. BY: smf

Investigation Area Location Map

FIG. NO. 1

File: C:\USERS\LORENTE\AECOM\GDS GIS SERVICES – GIS CAD PROJECTS\DCS AMERICAS\SHELL\ILLINOIS\USF00666-900_S_CENTRAL_AVE-ROXANA-IL\ROXANA 1Q23 SV-SVE RPT\WORKSPACE\FIGURE 2 1Q23 VAPOR MONITORING SAMPLING POINT LOCATIONS.DWG Last edited: Apr. 11,

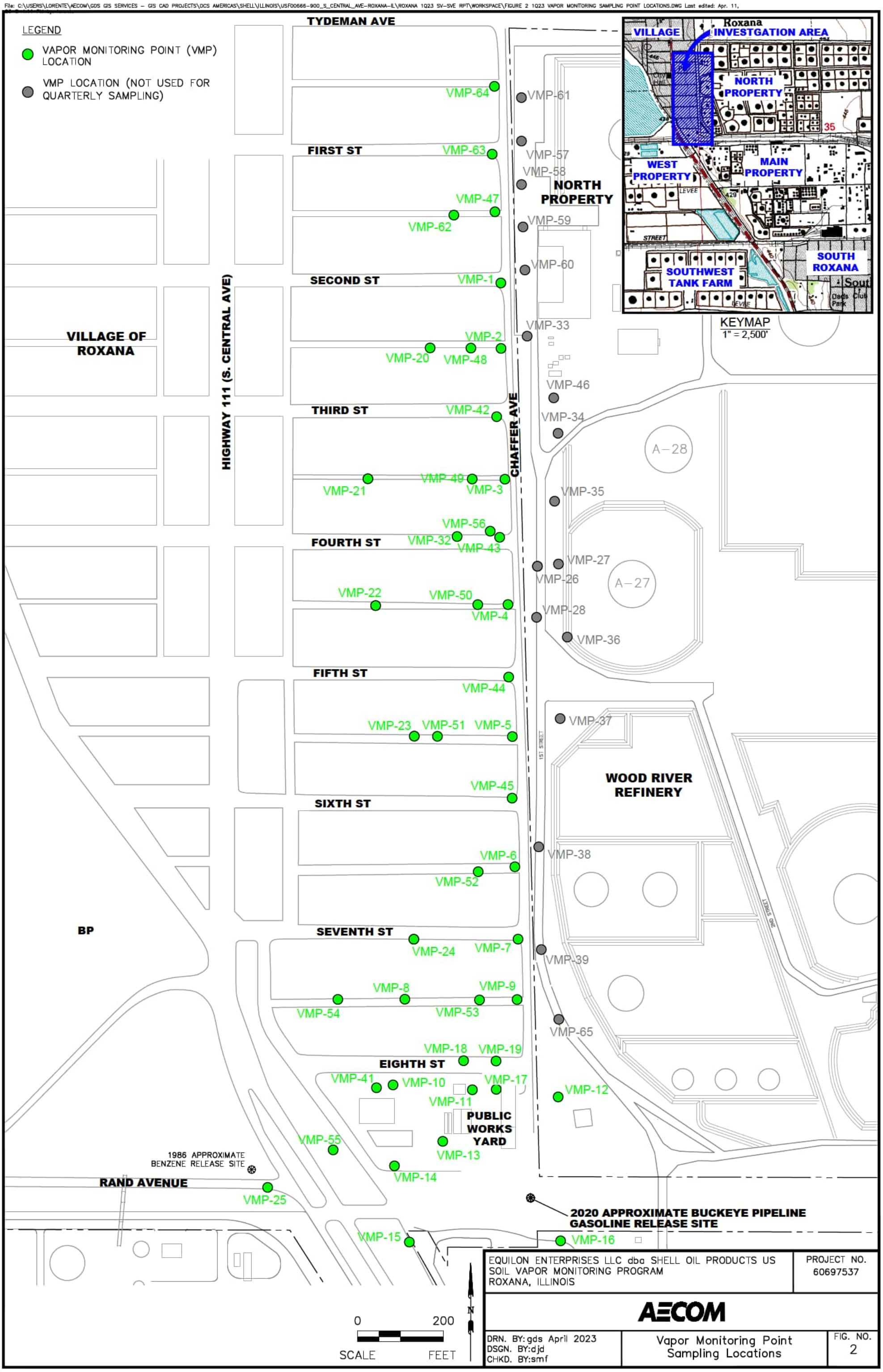

EQUILON ENTERPRISES LLC dba SHELL OIL PRODUCTS US
SOIL VAPOR MONITORING PROGRAM
ROXANA, ILLINOIS

PROJECT NO. 60697537

AECOM

DRN. BY: gds April 2023
DSGN. BY: djd
CHKD. BY: smf

Vapor Monitoring Point Sampling Locations

FIG. NO. 2

NOTES:
1. CONTOUR LINES PRIMARILY GENERATED BY SURFER VERSION 14 MODELING OF GROUNDWATER ELEVATIONS. SOME INTERPRETATION WAS DONE UTILIZING PROFESSIONAL JUDGMENT AND CONTOUR LINES WERE MODIFIED BY HAND.
2. ELEVATIONS ARE RELATIVE TO NAVD 88.
3. COMPREHENSIVE GROUNDWATER ELEVATIONS WERE MEASURED JULY 1–3, 2024.
4. WELL P–63 WAS MEASURED ON JULY 12, 2024 DUE TO ANOMALOUS RESULTS DURING THE COMPREHENSIVE GROUNDWATER GAUGING EVENT.

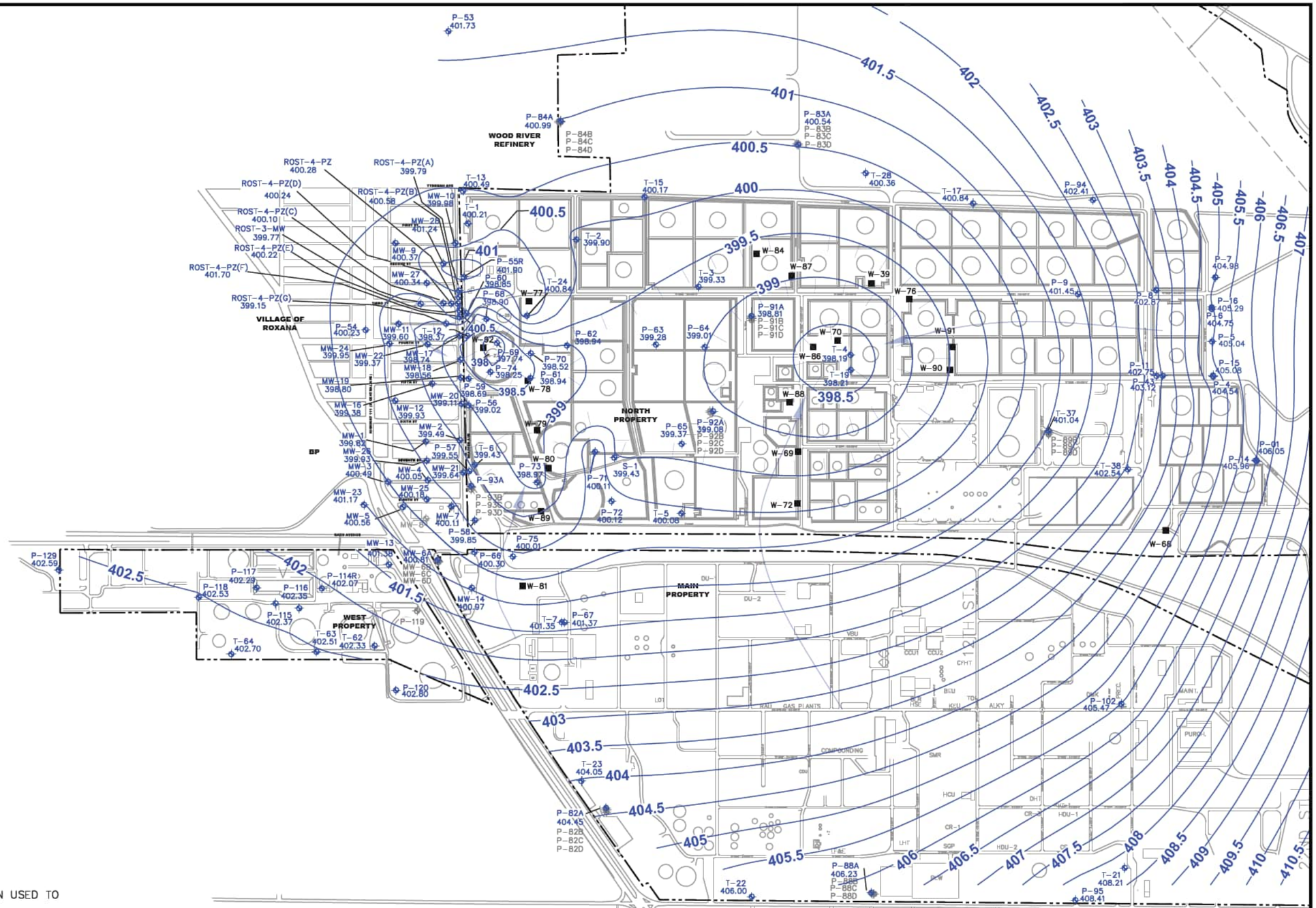

LEGEND

- GROUNDWATER MONITORING WELL LOCATION USED TO GENERATE GROUNDWATER CONTOURS
- GROUNDWATER MONITORING WELL LOCATION NOT USED TO GENERATE GROUNDWATER CONTOURS
- WRR GROUNDWATER PRODUCTION WELL
- —407— GROUNDWATER SURFACE CONTOUR NAVD 88 (CONTOUR INTERVAL 0.5 FT.)
- GROUNDWATER GRADIENT

EQUILON ENTERPRISES LLC dba SHELL OIL PRODUCTS US SOIL VAPOR MONITORING PROGRAM ROXANA, ILLINOIS		PROJECT NO. 60721927
AECOM		
DRN. BY:gds October 2024 DSGN. BY:gds CHKD. BY:mr/bh	Groundwater Contours 3Q24	FIG. NO. 3

File: C:\USERS\PADUREANUO\AECOM\EC GIS SERVICES – DCS AMERICAS\SHELL\ILLINOIS\USF00666-900_S_CENTRAL_AVE-ROXANA-IL\ROXANA 3Q24 SV-SVE RPT\WORKSPACE\FIGURE 3A ROX 3Q24 CONTOUR MAP (800 SCALE).DWG Last edited: Oct. 3, 24 @ 12:40 PM by: padureanuo

File: C:\USERS\PADUREANUO\AECOM\EC GIS SERVICES – DCS AMERICAS\SHELL\ILLINOIS\USF00666-900_S_CENTRAL_AVE-ROXANA-IL\ROXANA 3Q24 SV-SVE RPT\WORKSPACE\FIGURE 4 SOIL VAPOR PORT SREEN COMPARISON TO GW_1.DWG Last edited: Oct. 07, 24 @ 11:52 AM by: padureanuo

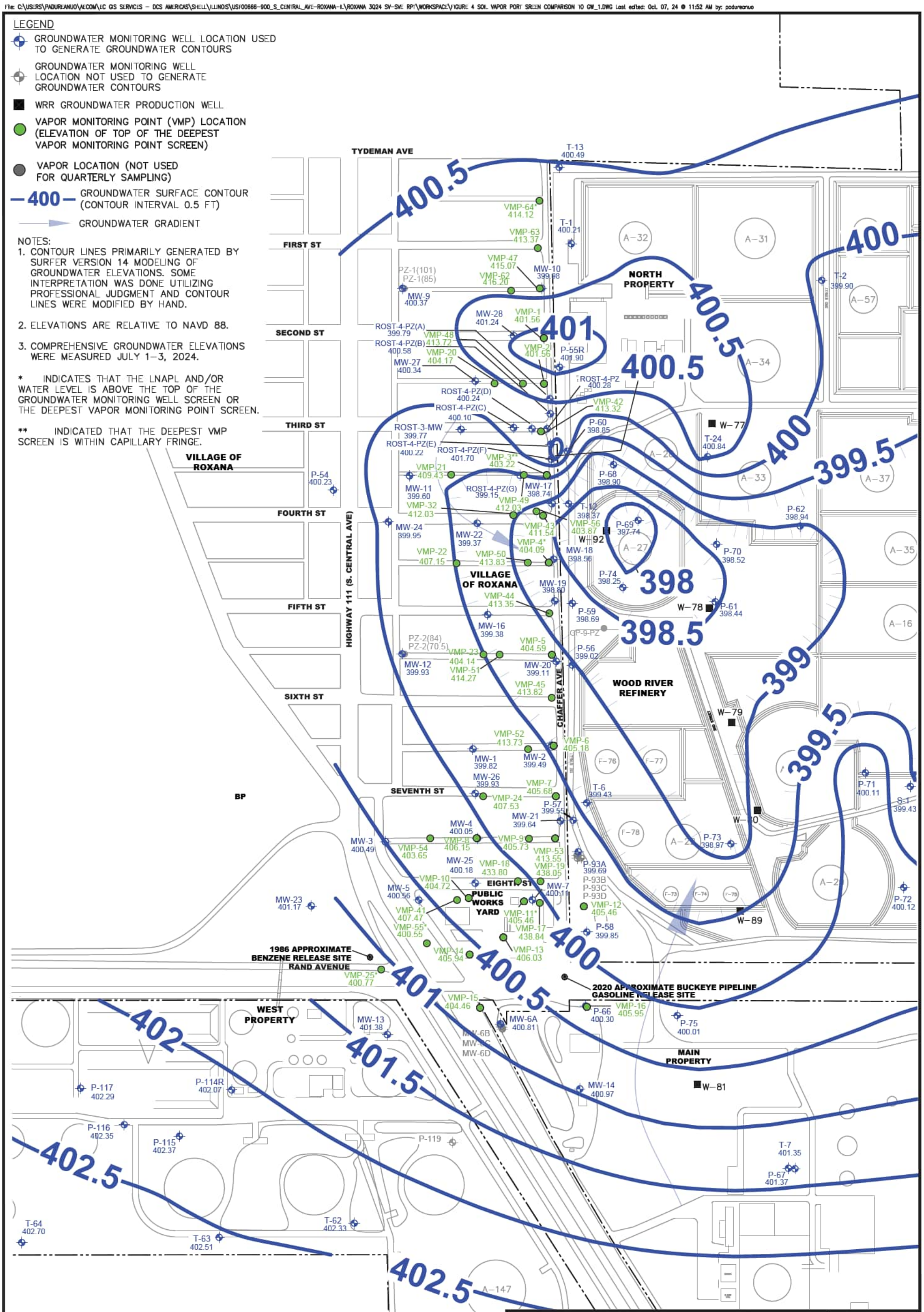

EQUILON ENTERPRISES LLC dba SHELL OIL PRODUCTS US SOIL VAPOR MONITORING PROGRAM ROXANA, ILLINOIS	PROJECT NO. 60721927
AECOM	
DRN. BY: gds October 2024 DSGN. BY: gds CHKD. BY: mr/bh	3Q24 Soil Vapor Port Screen Comparison to Groundwater Elevation FIG. NO. 4

File: C:\USERS\PADUREANUO\AECOM\EC GIS SERVICES - DCS AMERICAS\SHELL\ILLINOIS\USF00666-900_S_CENTRAL_AVE-ROXANA-IL\ROXANA 3Q24 SV-SVE RPT\WORKSPACE\FIGURE 5 3Q24 SUMMARY OF BENZENE SOIL VAPOR ANALYTICAL RESULTS (VILLAGE)_1117.DWG Last edited: Oct. 8, 24 @ 11:51 AM by: paduureanuo

LEGEND

- VAPOR MONITORING POINT (VMP) LOCATION
- VMP LOCATION (NOT USED FOR QUARTERLY SAMPLING)

NOTES:

1. SOIL VAPOR SCREENING CRITERIA

Analyte	Screening Criteria (mg/m³)	
	Residential	Industrial
Benzene	0.37	2.8
Ethylbenzene	1.3	9.3

2. SCREENING CRITERIA FOR ALL TO-15 ANALYTES CAN BE FOUND IN TABLE 4.
3. MULTIPLE RESULTS (e.g., 440/410) INDICATE DUPLICATE SAMPLES.
4. VMP LOCATIONS IDENTIFIED IN GREEN WITH NO DATA BOX INDICATE THE RESULTS DID NOT EXCEED SCREENING CRITERIA.

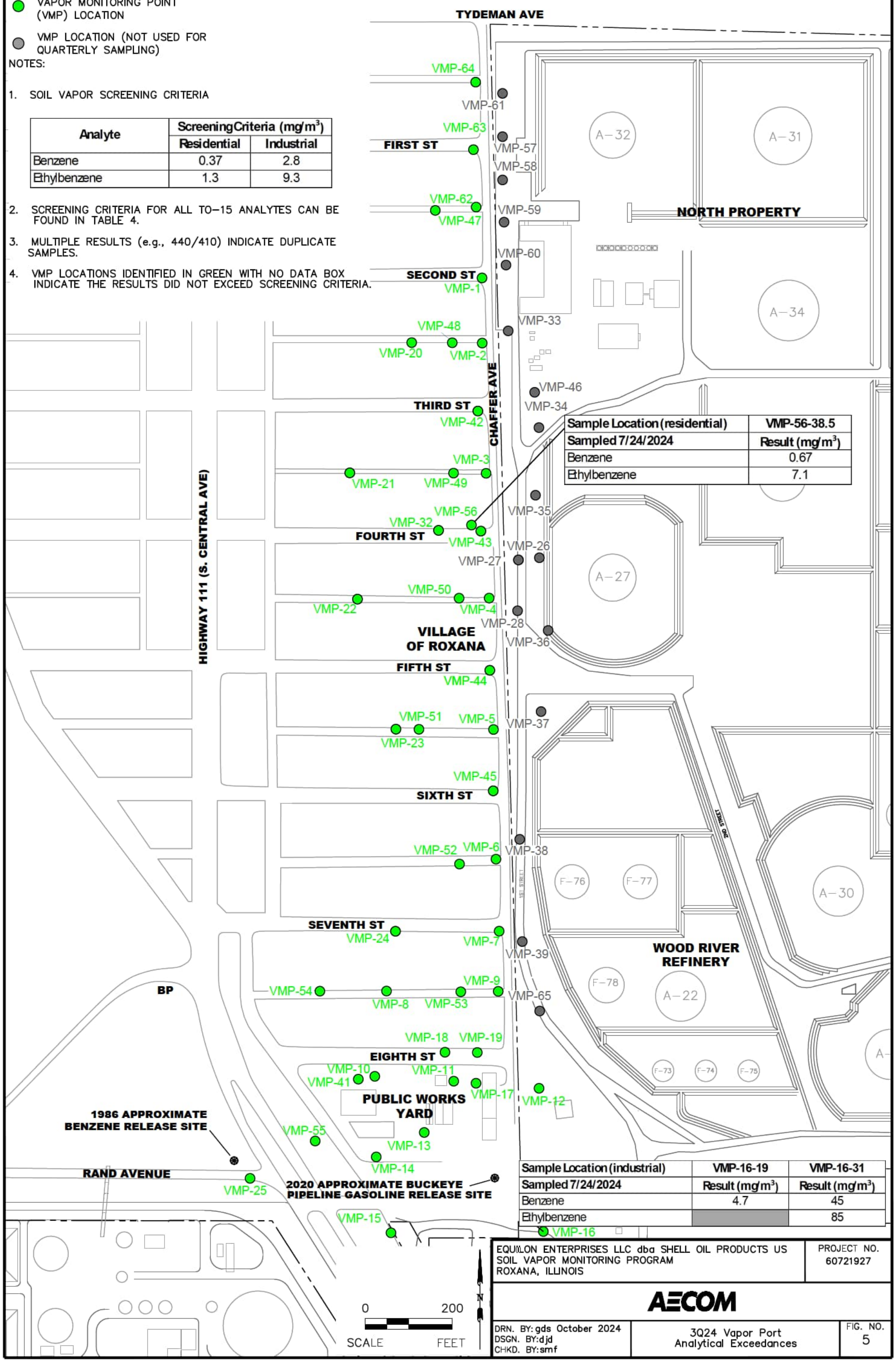

Sample Location (residential)	VMP-56-38.5
Sampled 7/24/2024	Result (mg/m³)
Benzene	0.67
Ethylbenzene	7.1

Sample Location (industrial)	VMP-16-19	VMP-16-31
Sampled 7/24/2024	Result (mg/m³)	Result (mg/m³)
Benzene	4.7	45
Ethylbenzene		85

EQUILON ENTERPRISES LLC dba SHELL OIL PRODUCTS US
SOIL VAPOR MONITORING PROGRAM
ROXANA, ILLINOIS

PROJECT NO. 60721927

AECOM

DRN. BY: gds October 2024
DSGN. BY: djd
CHKD. BY: smf

3Q24 Vapor Port Analytical Exceedances

FIG. NO. 5

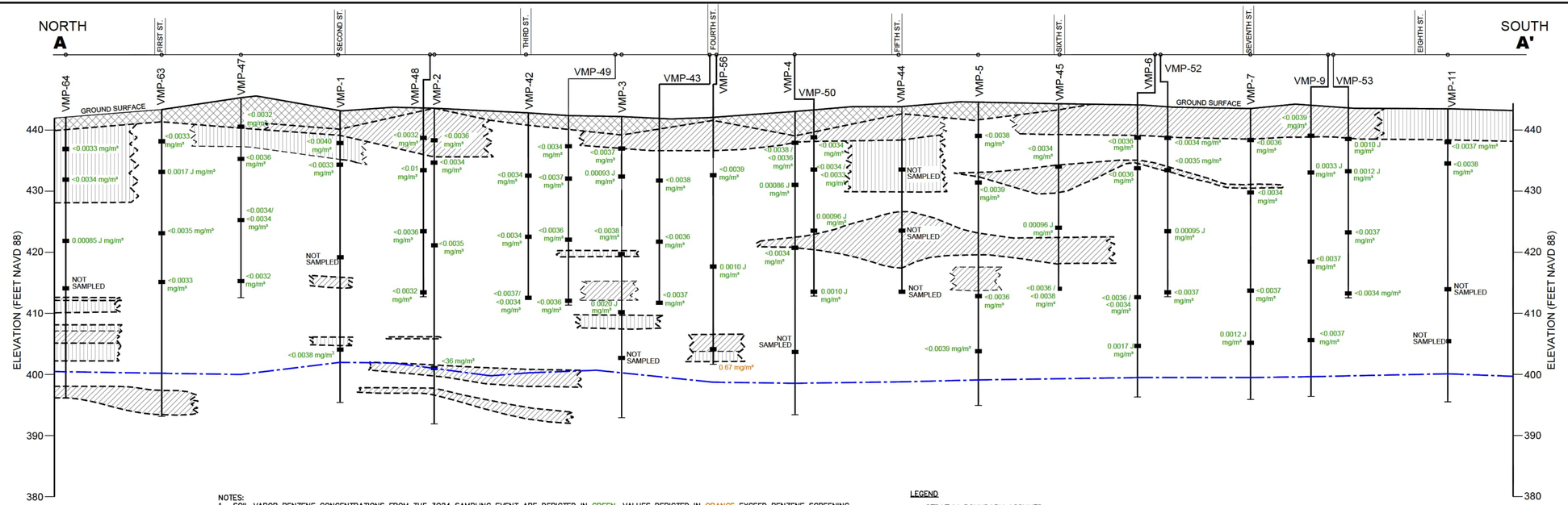

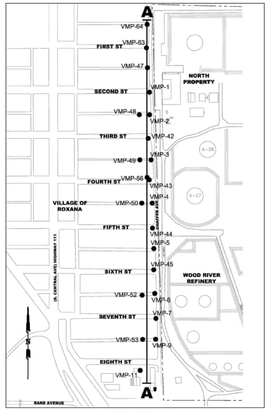

KEYMAP
NOT TO SCALE

NOTES:

1. SOIL VAPOR BENZENE CONCENTRATIONS FROM THE 3Q24 SAMPLING EVENT ARE DEPICTED IN GREEN. VALUES DEPICTED IN ORANGE EXCEED BENZENE SCREENING CRITERION (0.37 mg/m³ FOR VMP 1–9, 32, AND 42–45, 47–50, 52, 53, 56, 63, AND 64 [RESIDENTIAL] AND 2.8 mg/m³ FOR VMP–11 [COMMERCIAL/INDUSTRIAL]).
2. GROUNDWATER ELEVATIONS SHOWN ON THIS CROSS–SECTION ARE BASED ON GROUNDWATER GAUGING DATA COLLECTED JULY 1–3, 2024.
3. THIS GEOLOGIC CROSS–SECTION IS PRIMARILY BASED ON THE INTERPRETATION OF CPT DATA AND BORING LOGS DEVELOPED DURING OTHER DRILLING TECHNIQUES (E.G. AUGER AND GEOPROBE) COLLECTED BY AECOM SINCE 2006. LITHOLOGY WAS PROJECTED BETWEEN SUBSURFACE INVESTIGATION POINTS.
4. CROSS–SECTION TRACE LINE SHOWS DISTANCE AND DIRECTION EACH POINT WAS PROJECTED TO CONSTRUCT THIS CROSS–SECTION.
5. VMPs OFFSET FROM CROSS–SECTIONAL LINE (VMP–43, VMP–48, VMP–49, VMP–50, VMP–52, AND VMP–53) ARE INCLUDED TO DISPLAY BENZENE CONCENTRATION DATA ONLY.

LEGEND

- STRATUM BOUNDARY ASSUMED
- FILL PROJECTED BETWEEN POINTS (INCLUDES CINDERS, GRAVEL, CLAY, AND/OR SILTY CLAY)
- CLAY PROJECTED BETWEEN POINTS (INCLUDES SILTY CLAY AND SANDY CLAY)
- SILT PROJECTED BETWEEN POINTS (INCLUDES SANDY SILT AND CLAYEY SILT)
- SAND PROJECTED BETWEEN POINTS (INCLUDES SILTY SAND AND CLAYEY SAND)
- POTENTIOMETRIC SURFACE – ESTIMATED

0 10 VERTICAL SCALE FEET

0 100 APPROXIMATE HORIZONTAL SCALE FEET

EQUILON ENTERPRISES LLC dba SHELL OIL PRODUCTS US SOIL VAPOR MONITORING PROGRAM ROXANA, ILLINOIS		PROJECT NO. 60721927
AECOM		
DRN. BY: gds October 2024 DSGN. BY: cjp CHKD. BY: smf	3Q24 Cross–Section with Benzene Soil Vapor Analytical Results – Chaffer Avenue	FIG. NO. 6

File: C:\USERS\PADUREANUO\AECOM\EC GIS SERVICES - DCS AMERICAS\SHELL\ILLINOIS\USF00666-900_S_CENTRAL_AVE-ROXANA-IL\ROXANA 3Q24 SV-SVE RPT\WORKSPACE\FIGURE 7 3Q24 BENZENE SOIL VAPOR DISTRIBUTION - 5 FT BGS.DWG Last edited: Oct. 2, 24 @ 2:53 PM by: padureanuo

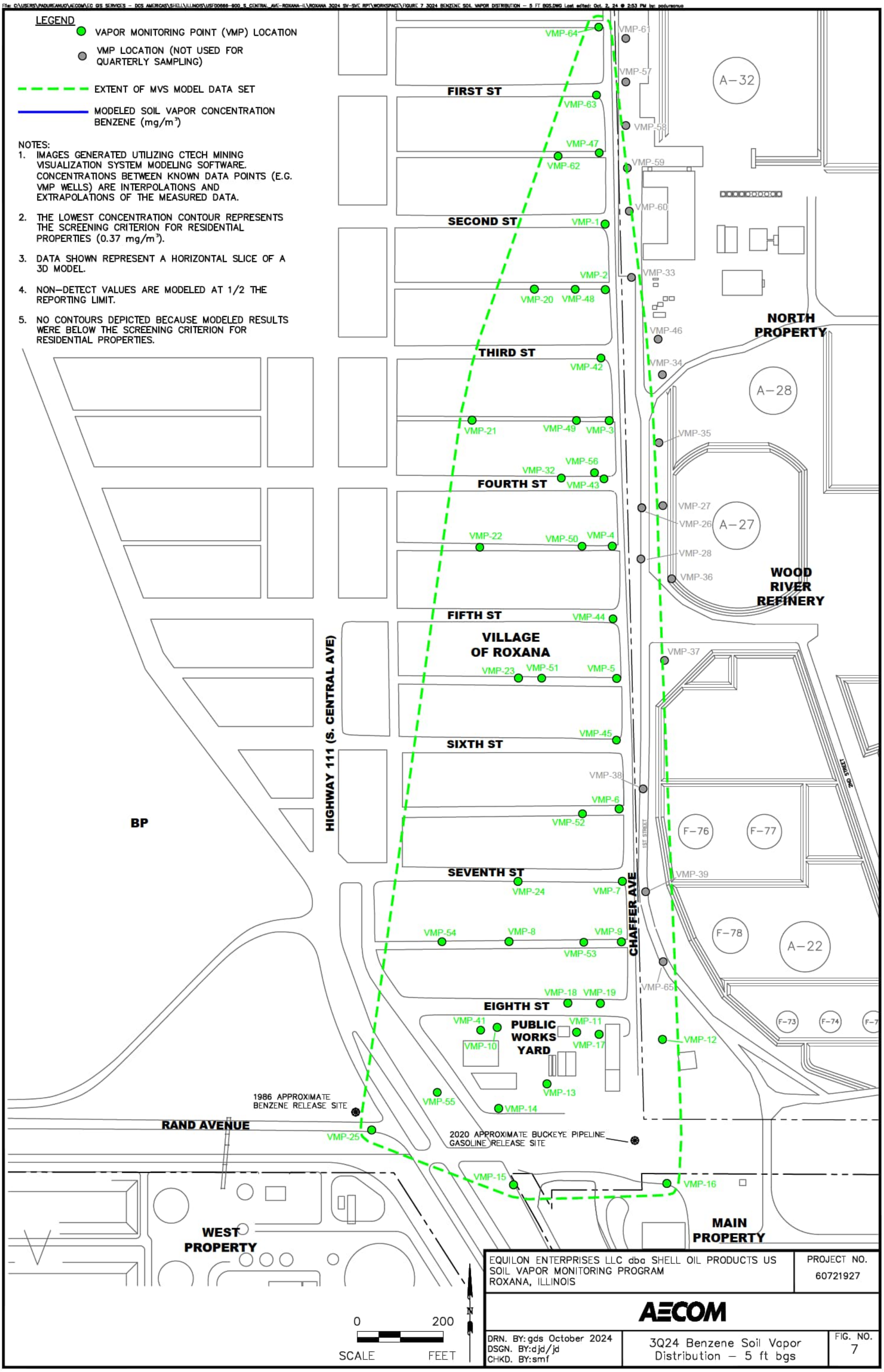

EQUILON ENTERPRISES LLC dba SHELL OIL PRODUCTS US SOIL VAPOR MONITORING PROGRAM ROXANA, ILLINOIS	PROJECT NO. 60721927
AECOM	
DRN. BY: gds October 2024 DSGN. BY: djd/jd CHKD. BY: smf	3Q24 Benzene Soil Vapor Distribution – 5 ft bgs FIG. NO. 7

File: C:\USERS\PADUREANUO\AECOM\EC GIS SERVICES - DCS AMERICAS\SHELL\ILLINOIS\USF00666-900_S_CENTRAL_AVE-ROXANA-IL\ROXANA 3Q24 SV-SVE RPT\WORKSPACE\FIGURE 8 3Q24 BENZENE SOIL VAPOR DISTRIBUTION - 10 FT BGS.DWG Last edited: Oct. 2, 24 @ 3:58 PM by: padureanuo

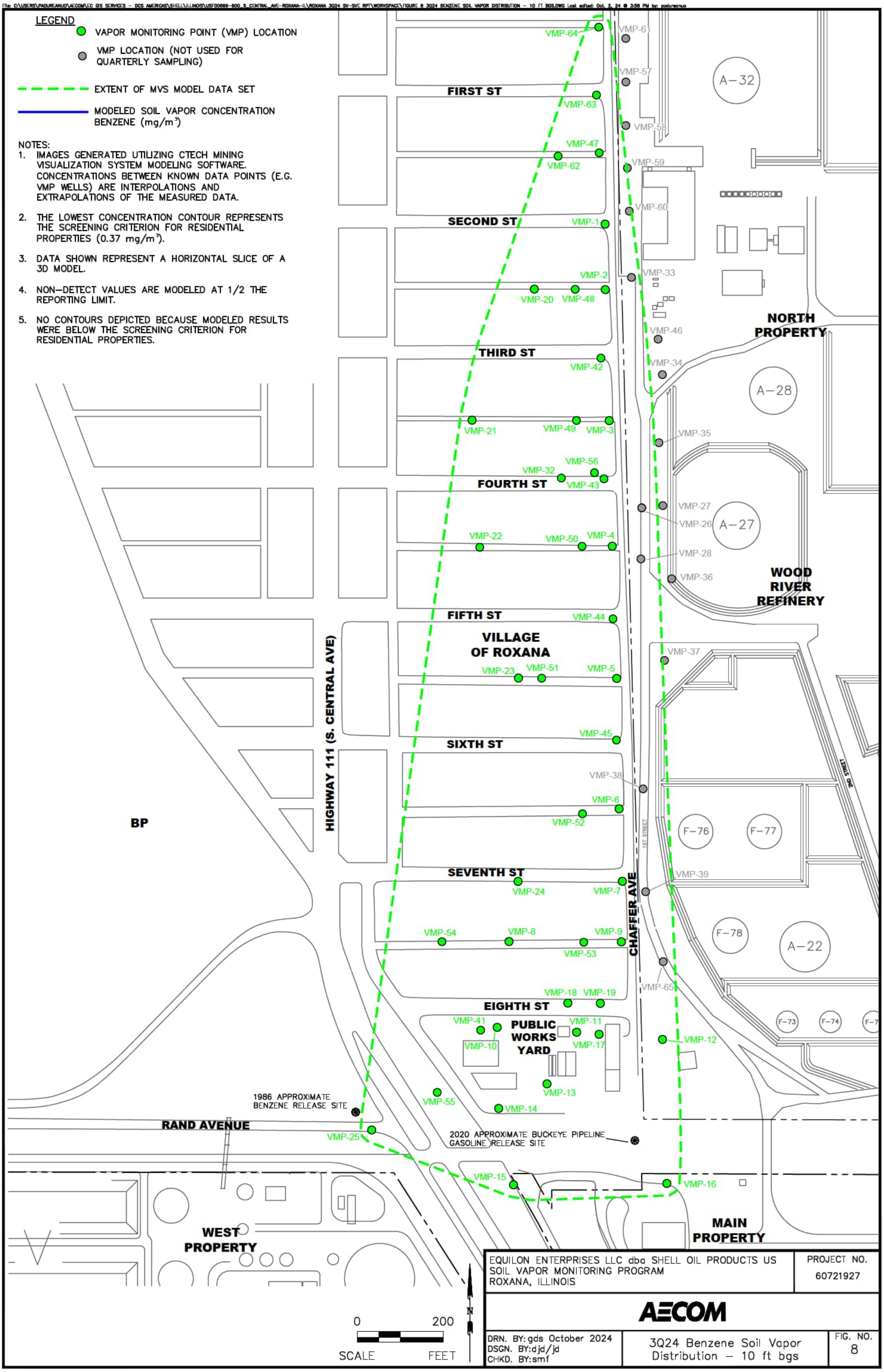

EQUILON ENTERPRISES LLC dba SHELL OIL PRODUCTS US SOIL VAPOR MONITORING PROGRAM ROXANA, ILLINOIS	PROJECT NO. 60721927
AECOM	
DRN. BY: gds October 2024 DSGN. BY: djd/jd CHKD. BY: smf	3Q24 Benzene Soil Vapor Distribution – 10 ft bgs
	FIG. NO. 8

File: C:\USERS\PADUREANUO\AECOM\EC GIS SERVICES - DCS AMERICAS\SHELL\ILLINOIS\USF00666-900_S_CENTRAL_AVE-ROXANA-IL\ROXANA 3Q24 SV-SVE RPT\WORKSPACE\FIGURE 9 3Q24 BENZENE SOIL VAPOR DISTRIBUTION - 25 FT BGS.DWG Last edited: Oct. 7, 24 @ 4:28 PM by: padureanuo

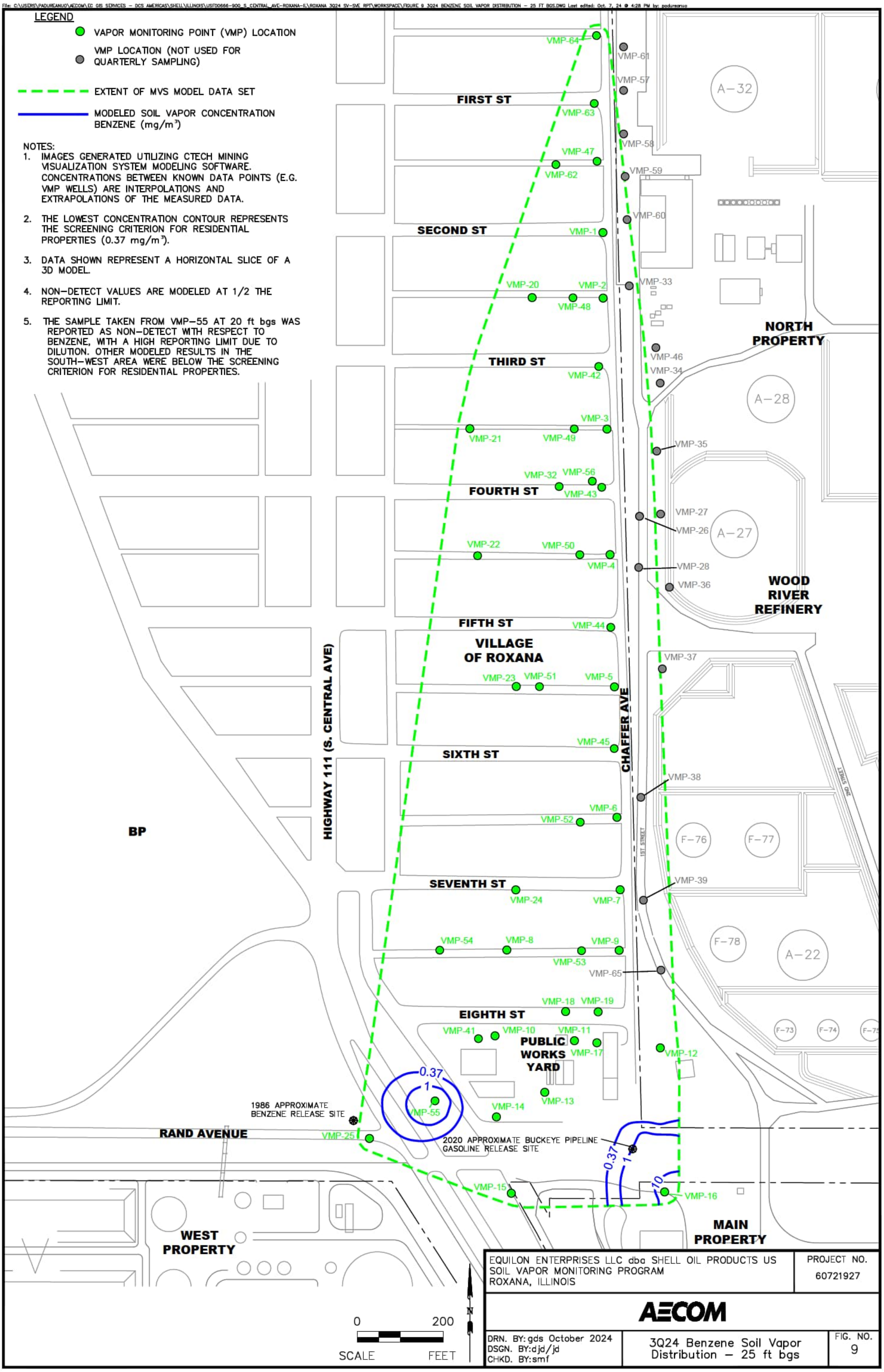

EQUILON ENTERPRISES LLC dba SHELL OIL PRODUCTS US SOIL VAPOR MONITORING PROGRAM ROXANA, ILLINOIS	PROJECT NO. 60721927
AECOM	
DRN. BY: gds October 2024 DSGN. BY: djd/jd CHKD. BY: smf	3Q24 Benzene Soil Vapor Distribution – 25 ft bgs
	FIG. NO. 9

File: C:\USERS\PADUREANUO\AECOM\EC GIS SERVICES – DCS AMERICAS\SHELL\ILLINOIS\USF00666-900_S_CENTRAL_AVE-ROXANA-IL\ROXANA 3Q24 SV-SVE RPT\WORKSPACE\FIGURE 6 3Q24 DISSOLVED PHASE BENZENE CONCENTRATIONS IN GROUNDWATER.DWG Last edited: Oct. 03, 24 @ 2:39 PM by: padureanuo

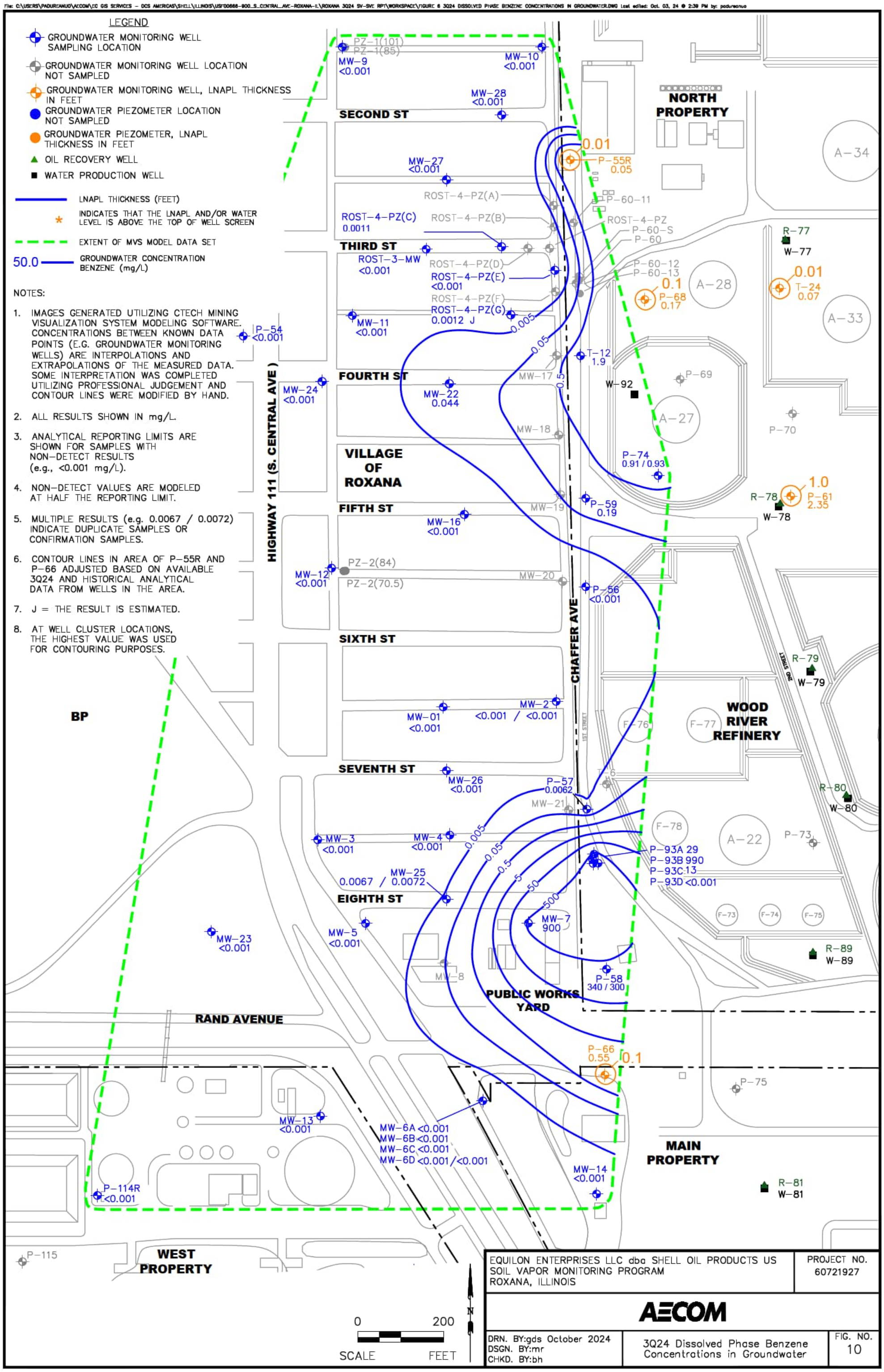

EQUILON ENTERPRISES LLC dba SHELL OIL PRODUCTS US
SOIL VAPOR MONITORING PROGRAM
ROXANA, ILLINOIS

PROJECT NO. 60721927

AECOM

DRN. BY:gds October 2024
DSGN. BY:mr
CHKD. BY:bh

3Q24 Dissolved Phase Benzene Concentrations in Groundwater

FIG. NO. 10

File: C:\USERS\LORENTE\AECOM\GDS GIS SERVICES - GIS CAD PROJECTS\DCS AMERICAS\SHELL\ILLINOIS\USF00666-900_S_CENTRAL_AVE-ROXANA-IL\ROXANA 4Q23 SV-SVE RPT\WORKSPACE\FIGURE 13 SVE SYSTEM LAYOUT_GRAY VMPS.DWG Last edited: Jan. 10, 24 @ 4:47

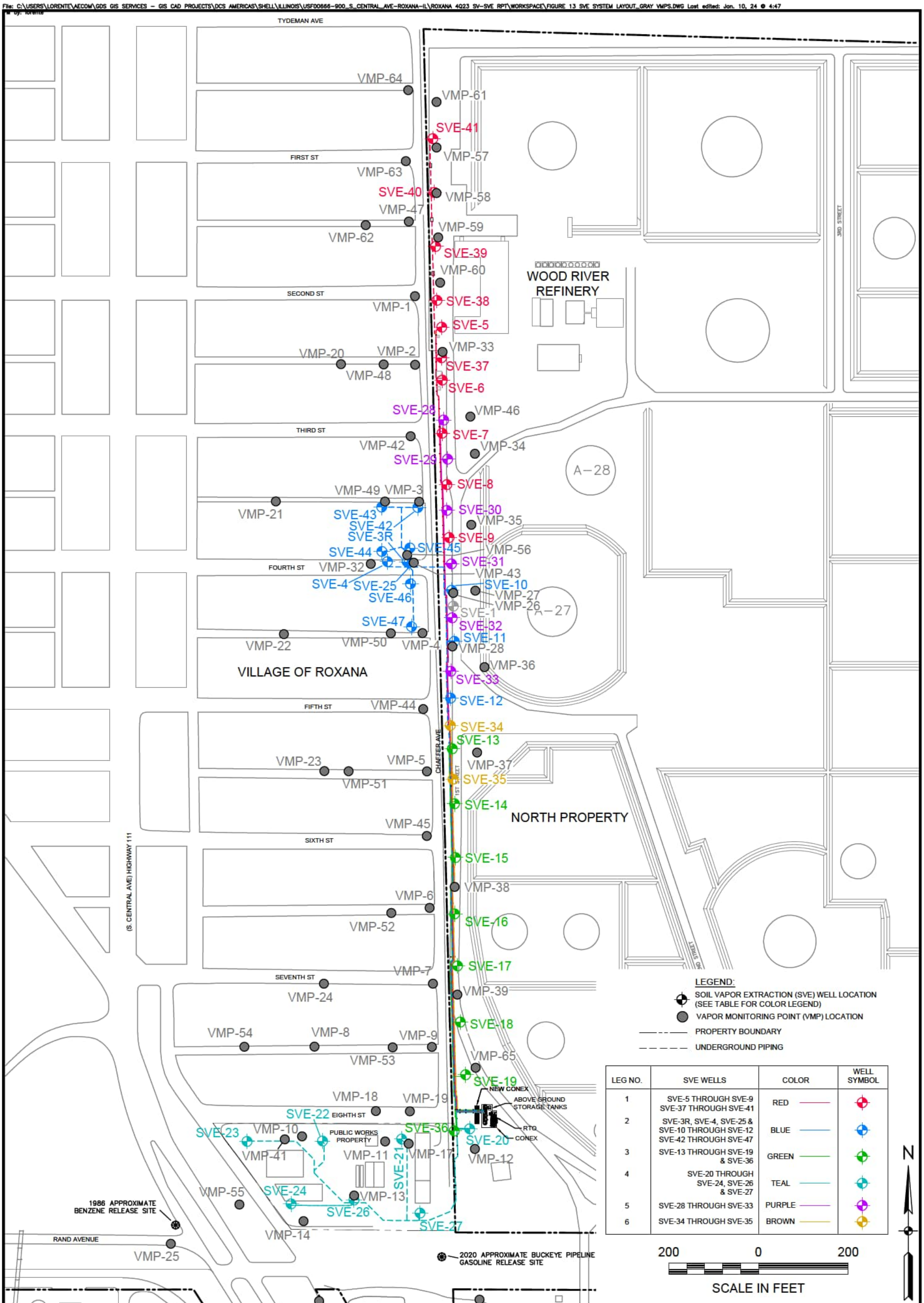

LEG NO.	SVE WELLS	COLOR	WELL SYMBOL
1	SVE-5 THROUGH SVE-9 SVE-37 THROUGH SVE-41	RED	
2	SVE-3R, SVE-4, SVE-25 & SVE-10 THROUGH SVE-12 SVE-42 THROUGH SVE-47	BLUE	
3	SVE-13 THROUGH SVE-19 & SVE-36	GREEN	
4	SVE-20 THROUGH SVE-24, SVE-26 & SVE-27	TEAL	
5	SVE-28 THROUGH SVE-33	PURPLE	
6	SVE-34 THROUGH SVE-35	BROWN	

EQUILON ENTERPRISES LLC dba SHELL OIL PRODUCTS US
SOIL VAPOR MONITORING PROGRAM
ROXANA, ILLINOIS

PROJECT NO. 60697537

AECOM

DRN. BY: gds January 2024
DSGN. BY: djd
CHKD. BY: smf

SVE System Layout

FIG. NO. 11

Appendix A
Site Background and Regulatory History

APPENDIX A
SITE BACKGROUND AND REGULATORY HISTORY

Soil Vapor Sampling

Shell has been investigating and delineating soil vapor in the Investigation Area through the installation, development, and sampling of vapor monitoring ports (VMPs). Vapor monitoring locations (VMP-1 through VMP-16) were installed based on a work plan submitted to the Illinois Environmental Protection Agency (IEPA) on behalf of Shell on January 21, 2009. IEPA approved the work plan with conditions on May 12, 2009 (IEPA, 2009). The results of the vapor investigation and delineation efforts were presented in the Dissolved Phase Groundwater Investigation and P-60 Free Phase Product Delineation Report, dated February 18, 2010 (URS, 2010a). Based on recommendations contained in that report, an additional four vapor monitoring ports were installed, developed, and sampled at one existing (VMP-3) and three new vapor monitoring locations (VMP-17 through VMP-19) in the Spring/Summer 2010, with results presented in the Addendum to February 2010 Report – Supplemental Investigation Activities, dated September 20, 2010 (URS, 2010b).

IEPA provided comments to the February 18, 2010 report in a letter to Shell dated August 5, 2010 (IEPA, 2010). In particular, Comment Number 3 required quarterly soil vapor sampling and reporting, and Comment Number 2 described the need to further delineate the extent of soil vapors beneath the area. Six VMPs (VMP-20 through VMP-25) were installed and added to the quarterly sampling program beginning with 1st Quarter 2011 (1Q11).

IEPA provided further comments in a March 16, 2011 letter (IEPA, 2011) to Shell approving the Soil Vapor Extraction (SVE) Pilot Test Work Plan. In particular, Comment Number 2 of the March 16, 2011 letter required that quarterly soil vapor sampling continue at the 25 VMP locations, and Comment Number 9 requested an updated report, including a discussion of the geology, extent of groundwater impact, and distribution of impacted soil vapor. These items/comments were included in the 1Q11 Soil Vapor Report (URS, 2011a) and have been updated for this report.

As a result of a meeting between Shell and the IEPA on February 8, 2012, the quarterly soil vapor sampling program was expanded to include six additional soil VMPs (VMP-31, VMP-32, and VMP-42 through VMP-45). VMP-31 and VMP-32 were installed in 2nd Quarter 2011 (2Q11) to monitor soil vapor during operation of the Internal Combustion Engines (ICE) located near 4th Street and Chaffer Avenue. VMP-42 through VMP-45 were installed during the 3rd Quarter 2011 (3Q11) and 4th Quarter 2011 (4Q11) in conjunction with the SVE System installation to monitor soil vapor concentrations. Monitoring of these VMPs commenced with the 2nd Quarter 2012 (2Q12) sampling event.

Based on a September 13, 2012 letter from the IEPA (IEPA, 2012), VMP-29, VMP-30, and VMP-41, located within the Roxana Public Works Yard, were added to the quarterly sampling program during 3rd Quarter 2012 (3Q12). Additional VMPs (VMP-47 through VMP-55) were installed during the 4th Quarter 2012 (4Q12) in the Village. Monitoring of these VMPs commenced in the 1st Quarter 2013 (1Q13) sampling event.

In 2012, the IEPA additionally requested development of a quarterly report documenting the results of monitoring and remedial efforts associated with operating the SVE system. These results have been added to the subject report.

VMP-62 through VMP-64 were installed during the 4th Quarter 2013 (4Q13) in the Village. Monitoring of these VMPs commenced in the 4Q13 sampling event; however, the results were not obtained in time for inclusion in the 4Q13 report, so those data were included in the 1st Quarter 2014 (1Q14) report.

Based on email correspondence with the IEPA (J. Moore, personal communication to B. Billman, August 2, 2013), the subject reports no longer include copies of the laboratory analytical reports (previously included in appendices). The laboratory reports will continue to be retained in the project files.

The IEPA issued a draft letter on December 26, 2013, finalized on April 9, 2014 (IEPA, 2014), approving certain modifications requested by URS to the subject reports, including the modifications below:

- Tabular data included from the previous year (current quarter and the previous three quarters).
- Charts showing the analytical concentrations of benzene and methane over time.
- Reduction of VMP canister sampling duration from approximately 30 minutes to approximately 5 minutes.

These changes were initiated with the 1Q14 sampling event and have been updated in subsequent reports.

The IEPA issued a letter on May 28, 2015 (IEPA, 2015), approving the corrective action modification requests of two submittals related to the SVE system.

AECOM, on behalf of Shell, submitted "TACO Tier 3 Demonstration Report Part 1: Site Characterization Summary" and "Part 2: Tier 3 Proposal" to the IEPA on April 6, 2017 (AECOM, 2017a; AECOM, 2017b). This submittal was followed by two supplemental documents submitted on July 14, 2017 (AECOM, 2017c), and November 22, 2017 (AECOM, 2017d), respectively. These submittals provided a site characterization summary and a Tier 3 demonstration requesting to shut down the SVE System and initiate a period of rebound monitoring.

During a meeting with IEPA on November 5, 2019, the IEPA requested information regarding the operation of the SVE system, including a description of procedures for opening and closing SVE wells, an overview of SVE system monitoring programs, and a figure depicting operating SVE wells. On November 20, 2019 AECOM provided the requested information via email, including a figure depicting the SVE wells operating as of November 13, 2019.

On October 1, 2020, the IEPA issued a response letter to the 2017 TACO Tier 3 submittals, in which the submittals were neither approved nor denied (IEPA, 2020). Condition 1 of the letter stated that the SVE system must be maintained in areas of concern until groundwater concentrations at monitoring wells within the Village have been reduced to levels consistent with applicable standards. Additional conditions within the letter provided guidance for recalculation of Tier 3 remedial objectives, provided comments on the screening of analytical results, and provided a list of 21 chemicals that may be excluded from further consideration. During a meeting on July 15, 2021, the IEPA provided some clarifications regarding comments in the October 1, 2020 letter.

On January 4, 2022, AECOM, on behalf of Shell, submitted a response to the IEPA's October 1, 2020 letter (AECOM, 2022a). Specific responses to each of the IEPA's comments were included, along with supporting materials.

On March 23, 2022, AECOM, on behalf of Shell, submitted a request to the IEPA asking that the due dates for the quarterly Roxana Soil Vapor Sampling & SVE Monitoring Reports be pushed back two weeks. On July 8, 2022 the IEPA responded with a letter approving the request. Effective beginning with the 2Q22 report, the 1st Quarter report is now due on May 15, the 2nd Quarter report is due August 15, the 3rd Quarter report is due November 15, and the 4th Quarter report is due February 15.

On March 13, 2023, the IEPA issued a letter approving several of AECOM's recent standard operating procedures (SOP) submittals. The letter included conditions that affect some of the SOPs, including the SOP for soil vapor sampling (IEPA, 2023a). On May 26, 2023, AECOM, on behalf of Shell, submitted Standard Operating Procedure (SOP) revisions outlined in the 3/13/2023 IEPA SOP approval letter with comments. The IEPA letter approved several previously submitted SOPs and requested some specific revisions to selected SOPs as well as a new SOP related to Investigative Derived Waste (IDW) management.

SVE System

As presented in the June 2011 Conceptual/Final Design Report (URS, 2011b), the May 2012 SVE System Construction Completion Report (URS, 2012), and the February 2013 SVE System Construction Completion Report Addendum (URS, 2013), URS designed and constructed a SVE system along the WFL and within the Roxana Public Works Yard.

The SVE system consists of 45 SVE wells, 30 of which are located along the WFL, nine are located in the Village along East 4th Street west of Chaffer Avenue, and six are located in the Roxana Public Works Yard. The SVE wells are connected via 4-inch piping to vapor/liquid separators (VLS) and a rotary lobe positive displacement blower housed within a customized intermodal freight container ("conex"). Piping from the SVE wells feeds into the conex, where vapor moves through the VLS, before traveling through the blower and a baffle connected to a Regenerative Thermal Oxidizer (RTO). A system fan located on the RTO side of the baffle pushes the vapor into the RTO and adds fresh air to dilute the vapor stream as necessary.

During 3Q13, URS designed an extension to the northernmost extent of the WFL portion of the SVE system. Five additional SVE wells (SVE wells 37 through 41) and six additional VMPs (VMPs 56 through 61) were installed in August 2013 for extension of the red header line, which was completed in October 2013. All newly installed SVE wells were open and on-

line by November 2013. Details associated with this system extension were documented in the SVE System Construction Completion Report Addendum No. 2, dated January 2014 (URS, 2014). During 3Q14 and 4Q14, AECOM designed and constructed an extension to the WFL portion of the SVE system on Shell-owned properties adjacent to 4th Street and Chaffer Avenue in Roxana, IL. Six additional SVE wells (SVE wells 42 through 47) were brought on-line in November 2014.

The IEPA issued a letter on May 28, 2015 (IEPA, 2015) approving the corrective action modification requests of August 16, 2013, which included activities to study potential enhancement of the existing SVE system near the corner of 4th Street and Chaffer Avenue. The IEPA 2015 letter also approved the March 4, 2015 SVE System Construction Completion Report Addendum No. 3 (URS, 2015).

SEE System

On January 31, 2022, AECOM, on behalf of Shell, submitted the *Public Works Yard Steam Enhanced Extraction Workplan* for Roxana, Illinois (AECOM, 2022b). This workplan described the proposed steam enhanced extraction system for remediation of residual material in the saturated zone at the Roxana Public Works Yard. The IEPA issued a letter on August 22, 2022 (IEPA, 2022) approving steam enhanced extraction technology for use at the Public Works Yard. AECOM and Shell met with IEPA on September 21, 2022 to discuss the 8/22/2022 response letter and the steam enhanced extraction system.

On December 16, 2022, AECOM, on behalf of Shell, submitted the *Old Public Works Yard Steam Enhanced Extraction Final Design Report & Construction Work Plan* (FDRCWP)(AECOM, 2022c). The FDRCWP contained responses to the IEPA's 8/22/2022 letter, as well as items required in Phase II of the IEPA Corrective Measures Program. A letter was issued by the IEPA on May 5, 2023, approving the FDRCWP with monitoring and reporting conditions (IEPA, 2023b). On August 3, 2023, AECOM, on behalf of Shell, submitted a response to the 5/5/2023 IEPA letter (AECOM, 2023a). On September 22, 2023, AECOM on behalf of Shell, submitted the *Former Public Works Yard Steam Enhanced Extraction – Additional Information to Final Design Report and Construction Work Plan (Area C)*(AECOM, 2023b) as a supplement to the FDRCWP. The 9/22/2023 submittal included information on an additional treatment area added to the steam enhanced extraction system, along with other information requested by IEPA. On November 29, 2023, AECOM on behalf of Shell, submitted the *Former Public Works Yard Steam Enhanced Extraction – Additional Information to Final Design Report and Construction Work Plan (SEE System Startup Plan)*(AECOM, 2023c) as a supplement to the FDRCWP. The 11/29/2023 submittal described the anticipated startup schedule of the SEE System. On January 26, 2024 the IEPA issued a letter that conditionally approved the AECOM FPWY SEE-related submittals dated 8/3/2023, 9/22/2023 and 11/29/2023 (IEPA, 2024a). On February 23, 2024 AECOM, on behalf of Shell, submitted a *Former Public Works Yard Steam Enhanced Extraction - Response to 1/26/2024 IEPA Letter* (AECOM, 2024c). On March 4, 2024 AECOM, on behalf of Shell, submitted a *Former Public Works Yard Steam Enhanced Extraction – Pre-SEE Additional Sampling Results* that included sample results that were required by IEPA to be provided prior to SEE startup (AECOM, 2024d). On April 22, 2024 the IEPA issued a letter that conditionally approved the AECOM FPWY SEE-related submittals dated 2/23/2024 and 3/4/2024 (IEPA, 2024b).

Appendix B
Benzene and Methane Charts

VMP-1

Note: Open circles are non-detect results shown at ½ the reporting limit (PQL). Maximum result from parent/duplicate pair shown.
Gap in plot line indicates sample not able to be collected due to site conditions, or that ports were not sampled on the same day of the quarterly event.

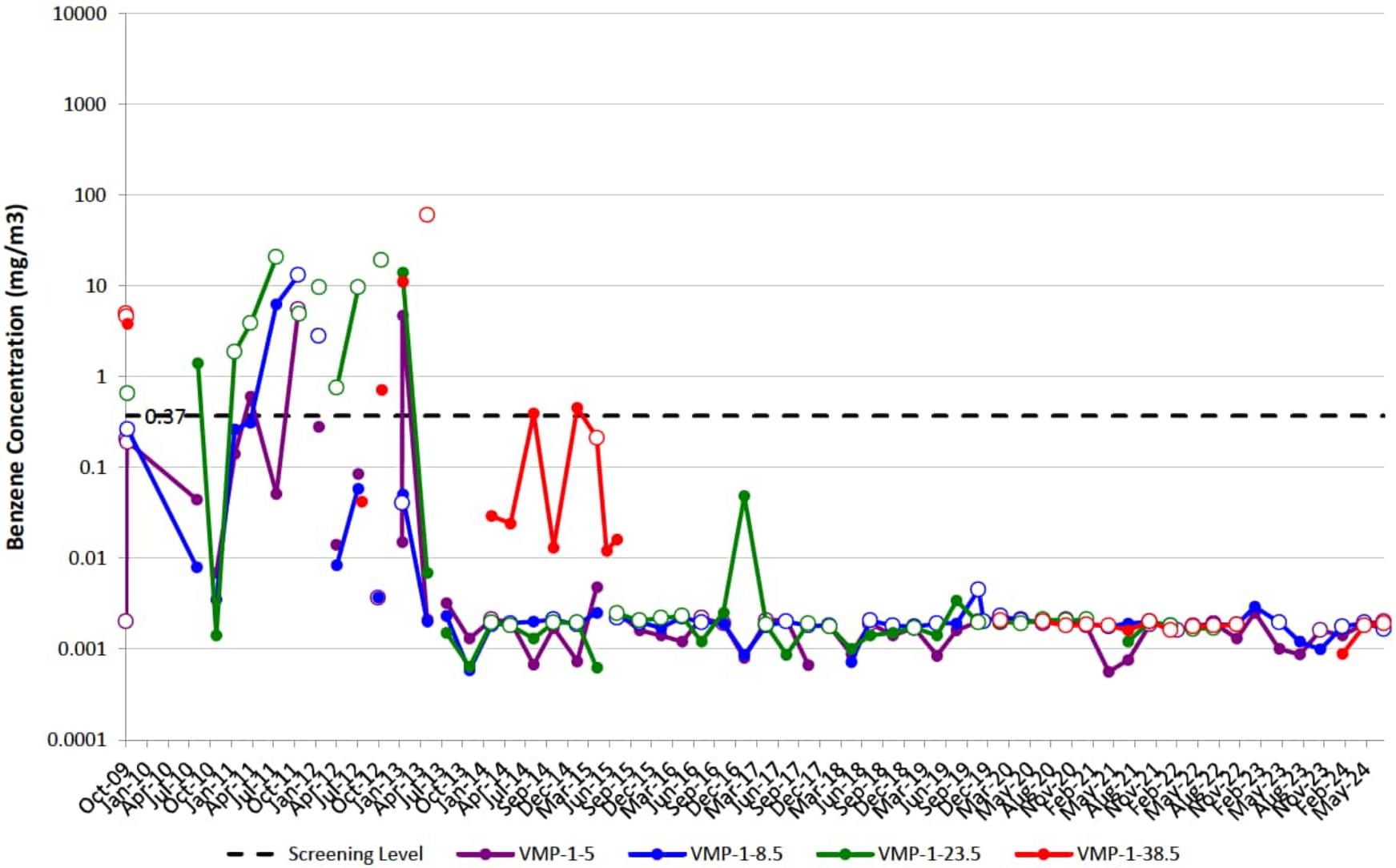

VMP-2

Note: Open circles are non-detect results shown at ½ the reporting limit (PQL). Maximum result from parent/duplicate pair shown.
Gap in plot line indicates sample not able to be collected due to site conditions, or that ports were not sampled on the same day of the quarterly event.

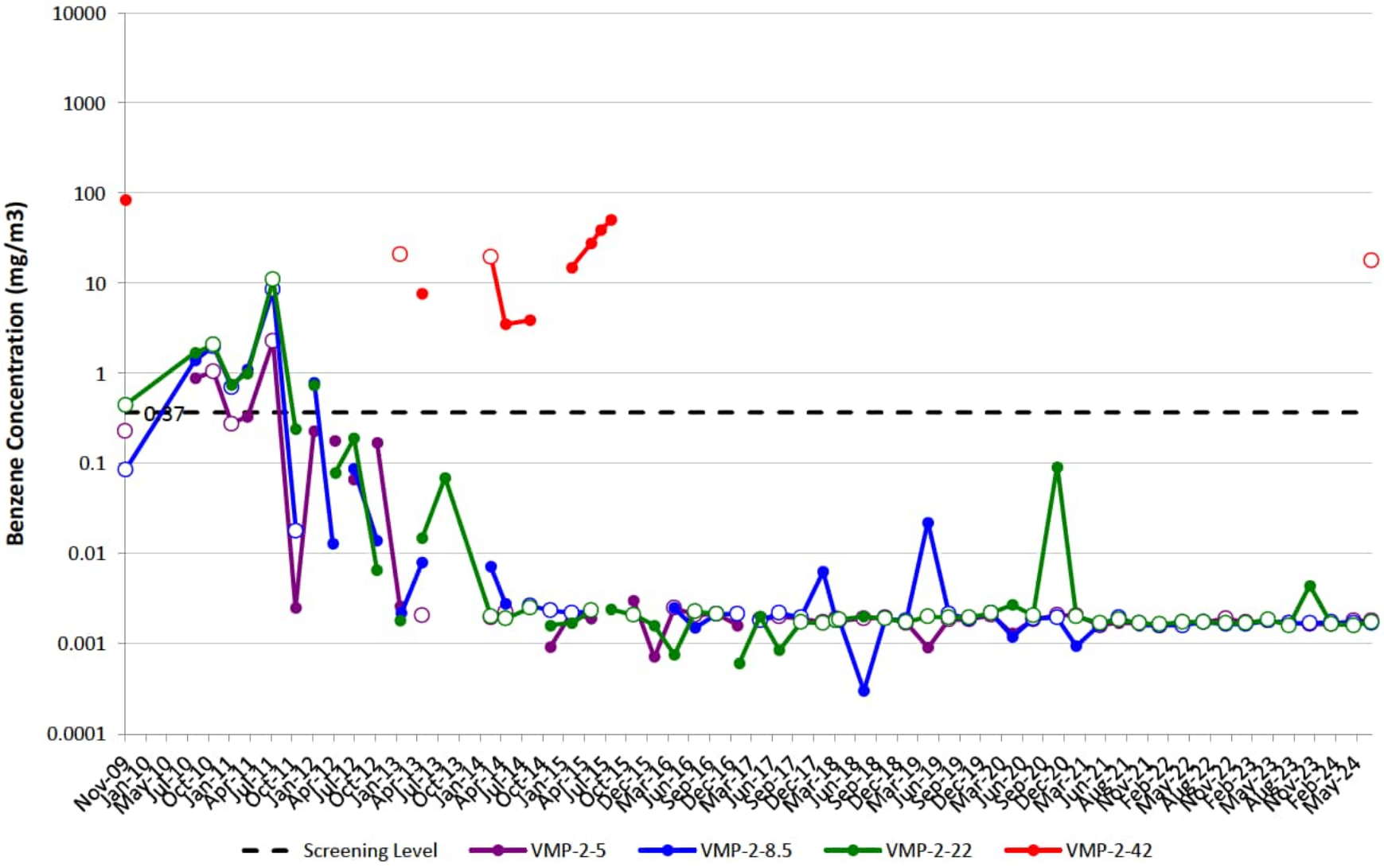

VMP-3

Note: Open circles are non-detect results shown at ½ the reporting limit (PQL). Maximum result from parent/duplicate pair shown.
Gap in plot line indicates sample not able to be collected due to site conditions, or that ports were not sampled on the same day of the quarterly event.

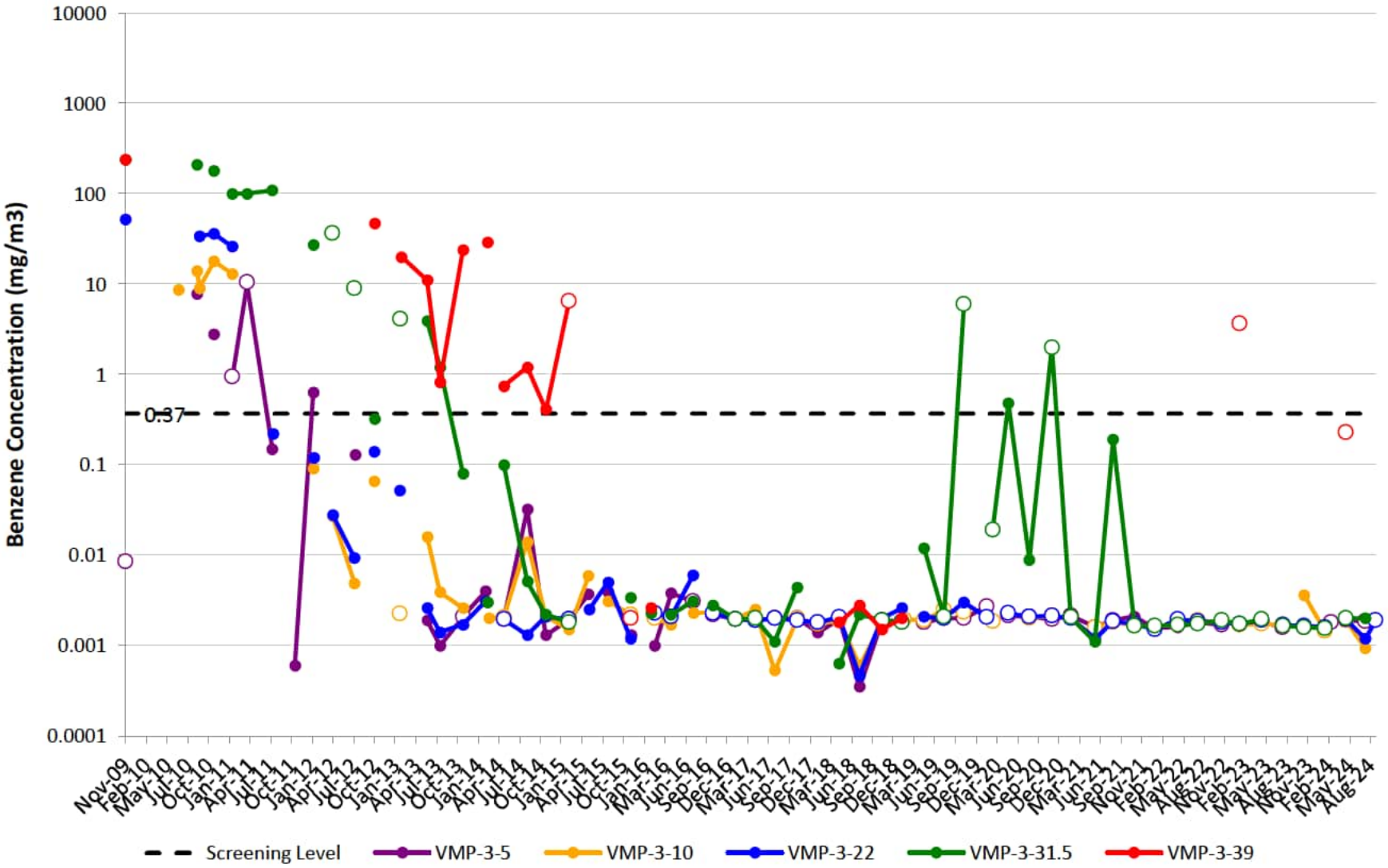

VMP-4

Note: Open circles are non-detect results shown at ½ the reporting limit (PQL). Maximum result from parent/duplicate pair shown.
Gap in plot line indicates sample not able to be collected due to site conditions, or that ports were not sampled on the same day of the quarterly event.

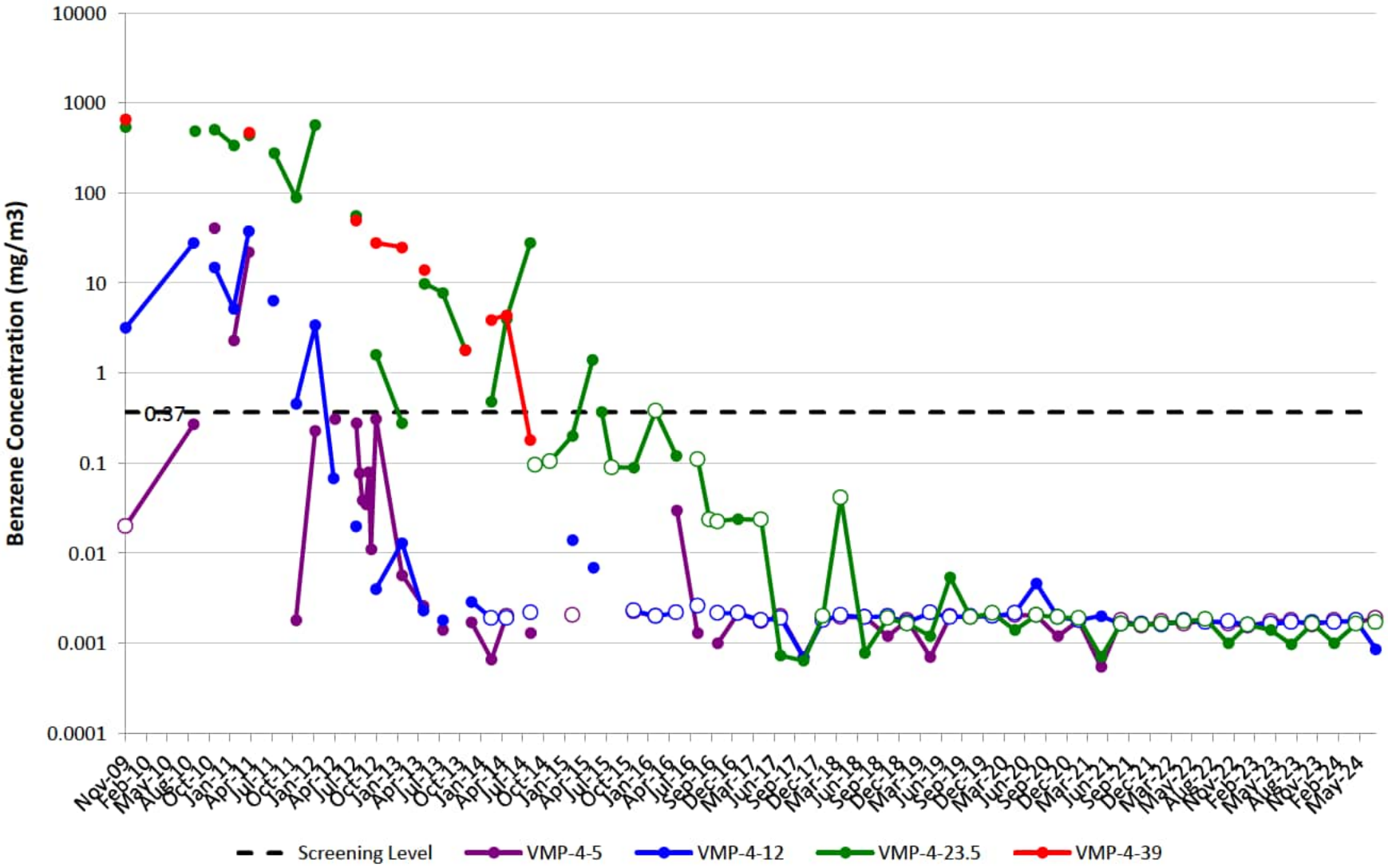

VMP-5

Note: Open circles are non-detect results shown at ½ the reporting limit (PQL). Maximum result from parent/duplicate pair shown.
Gap in plot line indicates sample not able to be collected due to site conditions, or that ports were not sampled on the same day of the quarterly event.

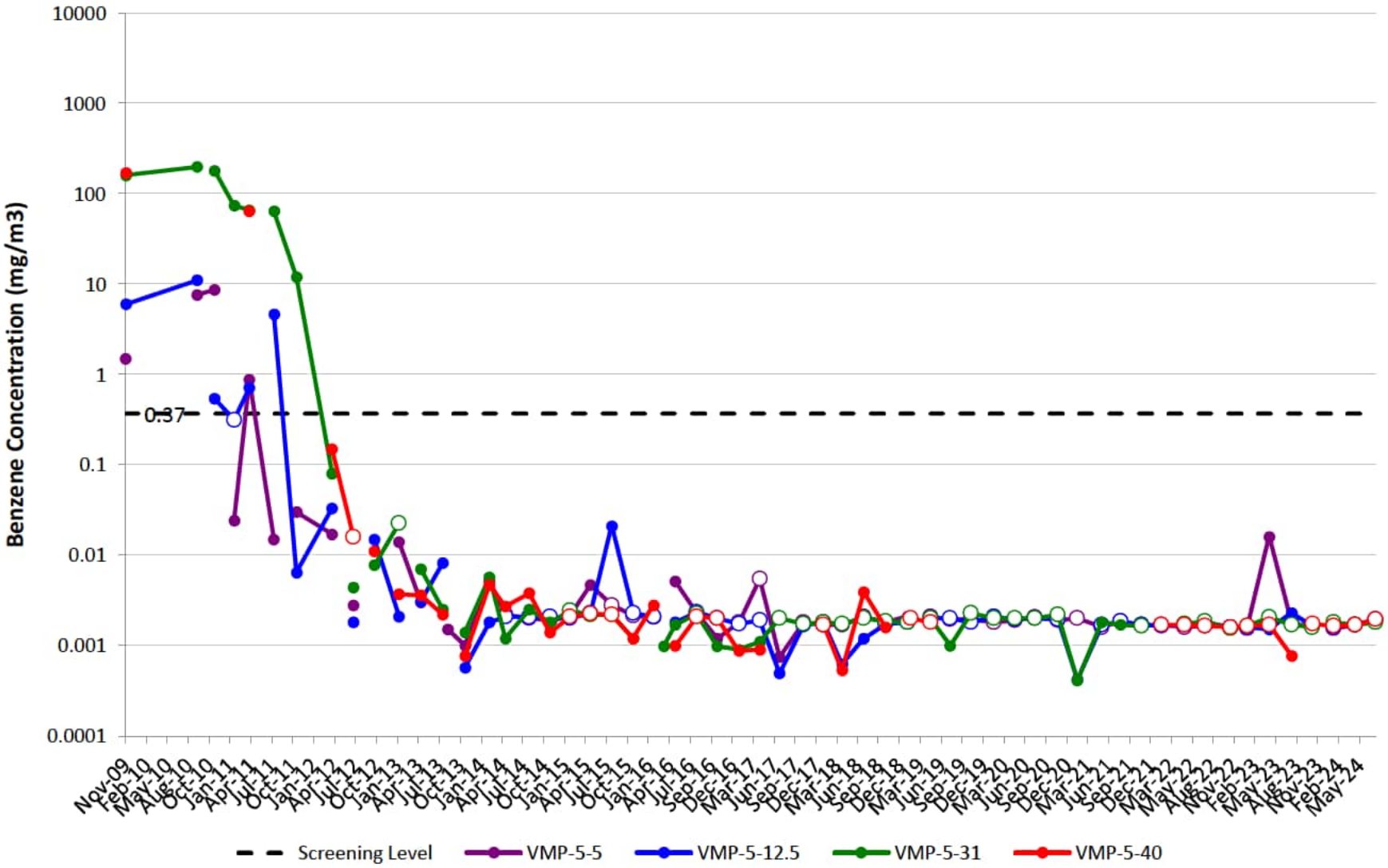

VMP-6

Note: Open circles are non-detect results shown at ½ the reporting limit (PQL). Maximum result from parent/duplicate pair shown.
Gap in plot line indicates sample not able to be collected due to site conditions, or that ports were not sampled on the same day of the quarterly event.

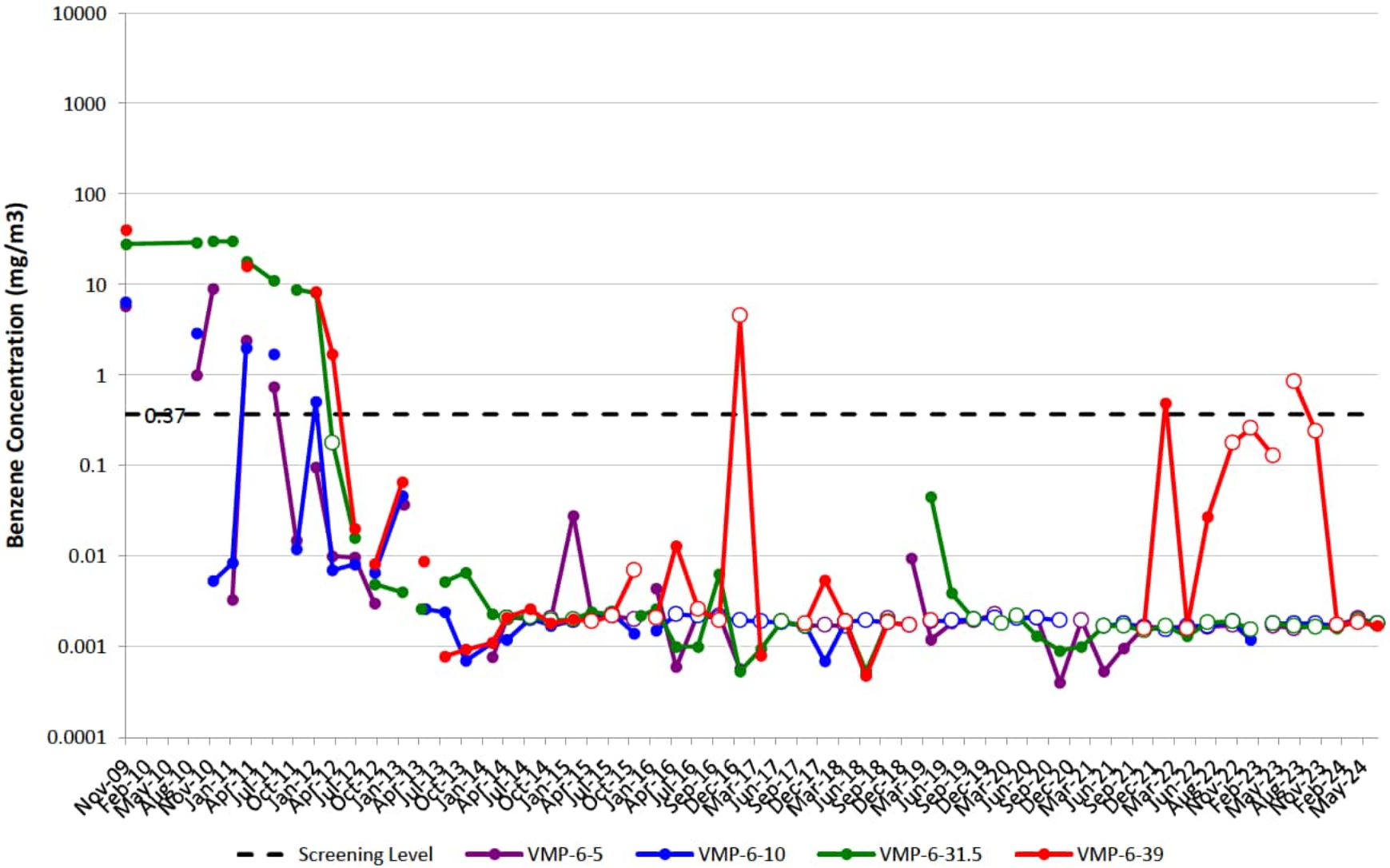

VMP-7

Note: Open circles are non-detect results shown at ½ the reporting limit (PQL). Maximum result from parent/duplicate pair shown.
Gap in plot line indicates sample not able to be collected due to site conditions, or that ports were not sampled on the same day of the quarterly event.

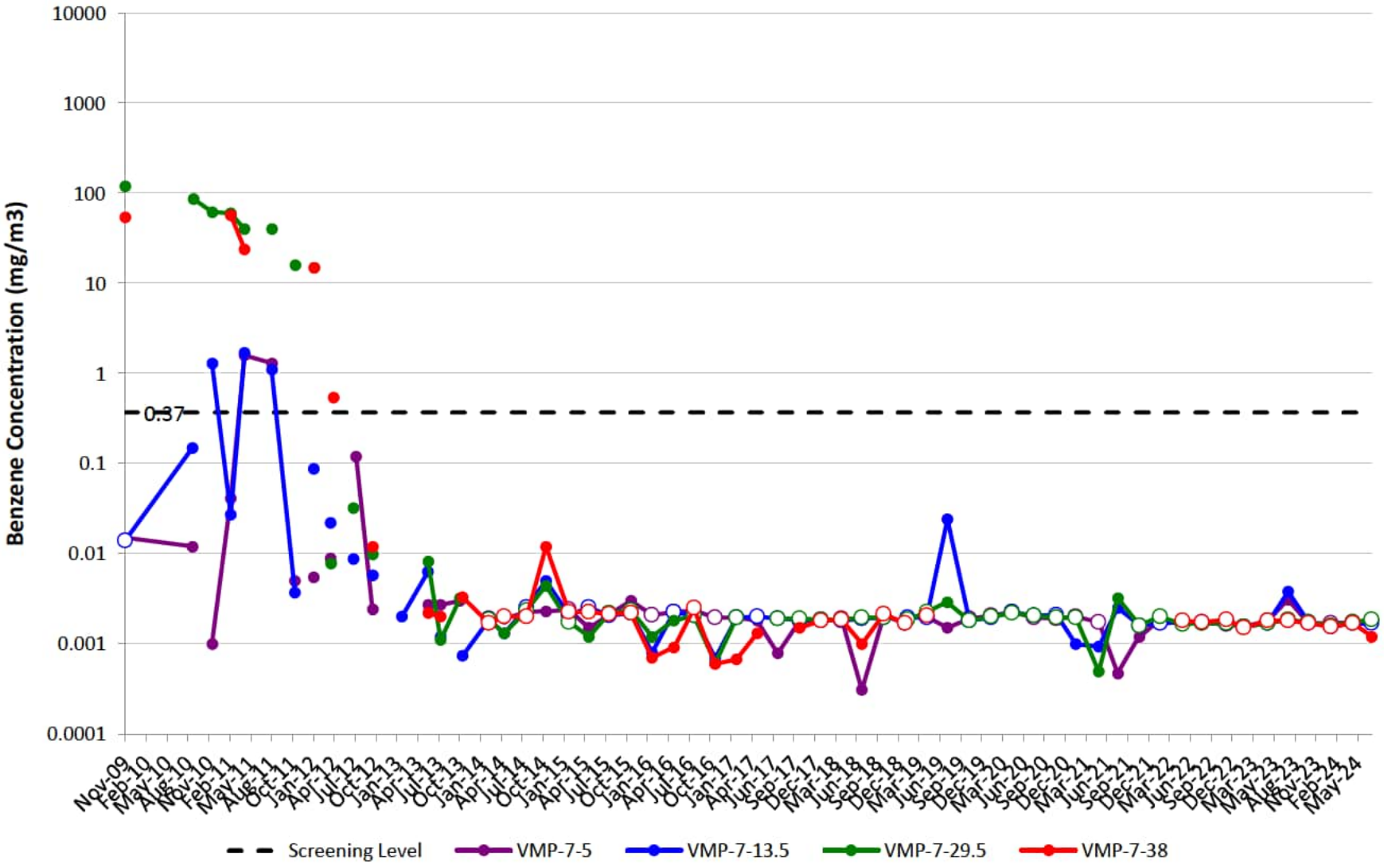

VMP-8

Note: Open circles are non-detect results shown at ½ the reporting limit (PQL). Maximum result from parent/duplicate pair shown.
Gap in plot line indicates sample not able to be collected due to site conditions, or that ports were not sampled on the same day of the quarterly event.

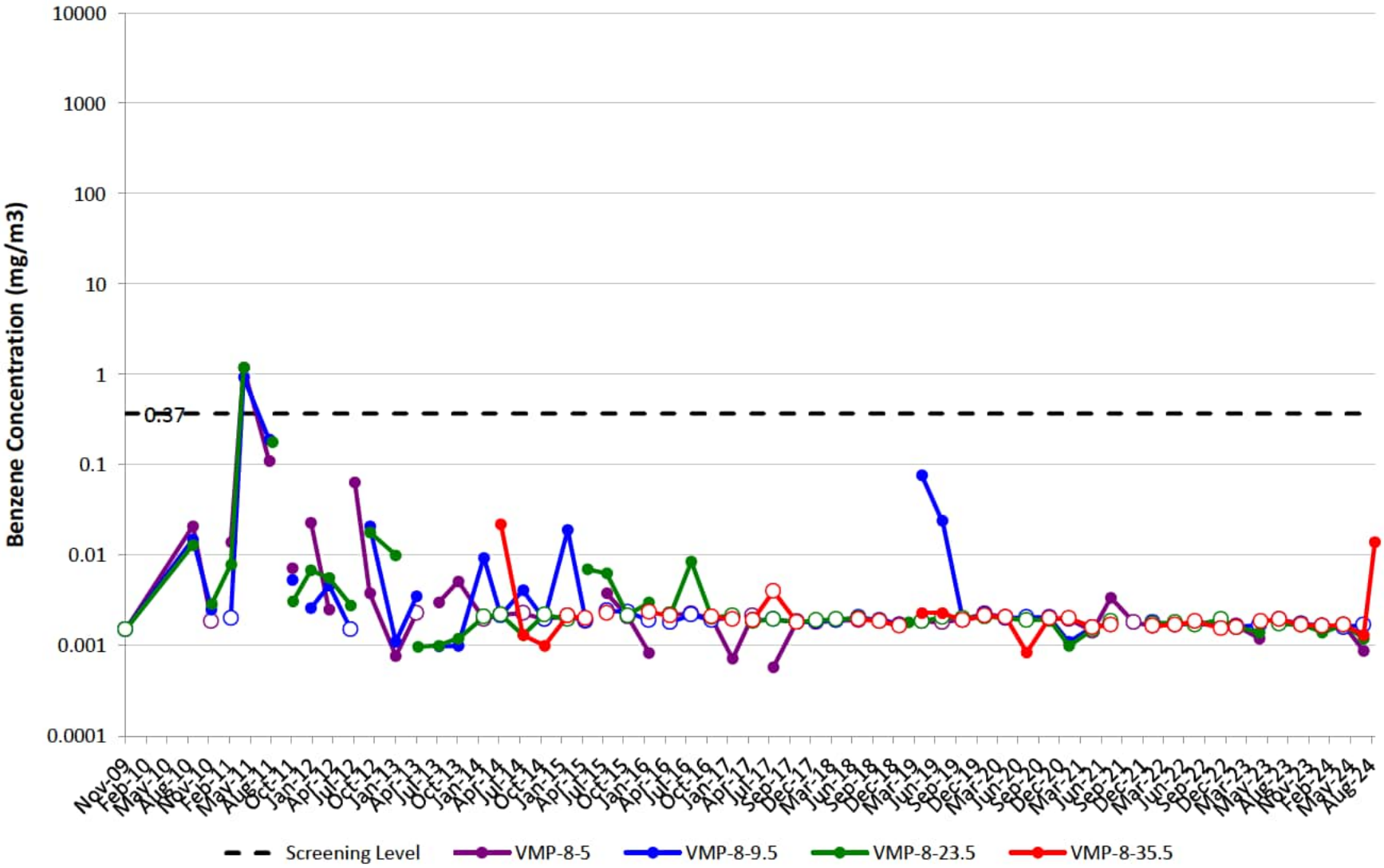

VMP-9

Note: Open circles are non-detect results shown at ½ the reporting limit (PQL). Maximum result from parent/duplicate pair shown.
Gap in plot line indicates sample not able to be collected due to site conditions, or that ports were not sampled on the same day of the quarterly event.

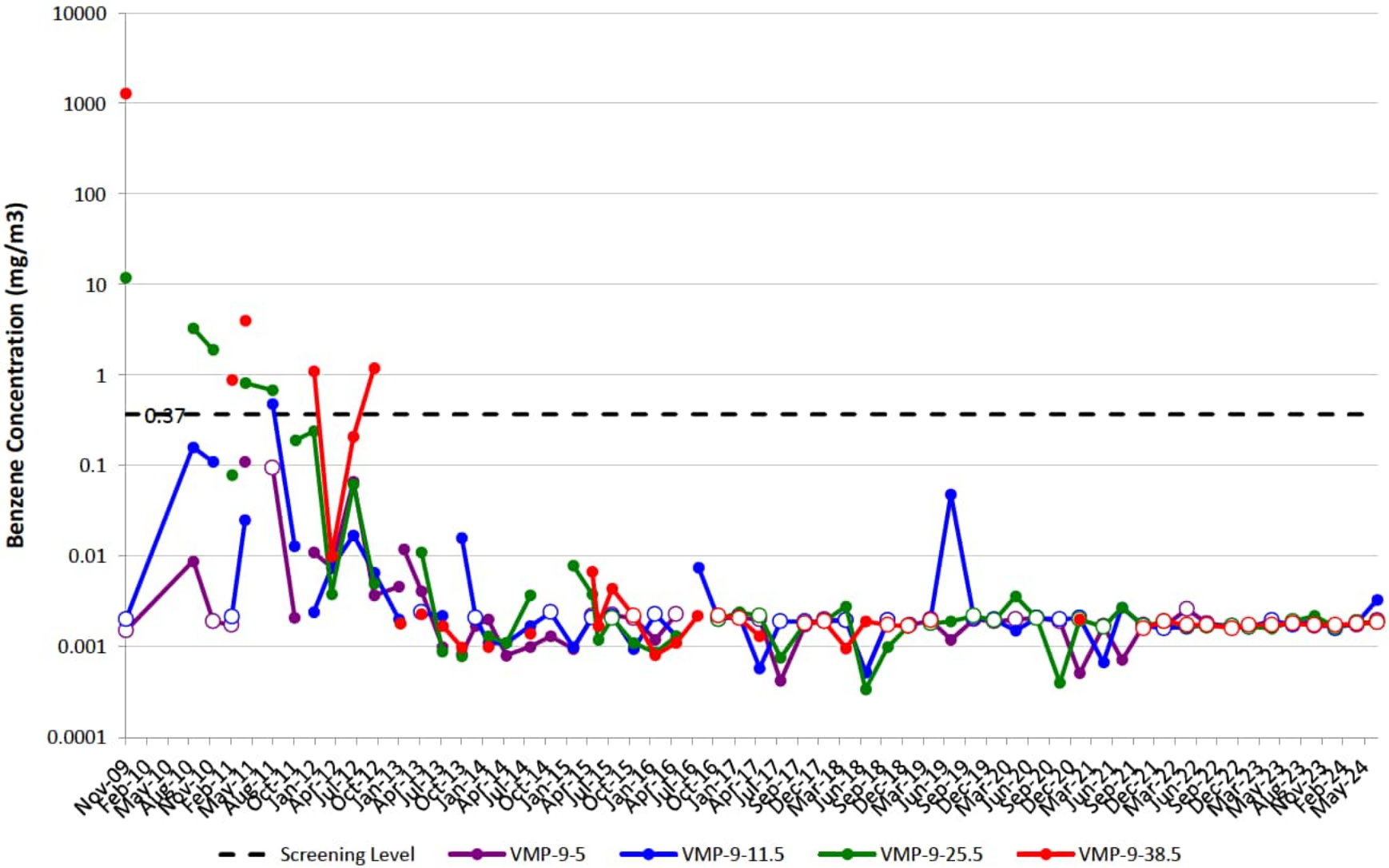

VMP-10

Note: Open circles are non-detect results shown at ½ the reporting limit (PQL). Maximum result from parent/duplicate pair shown.
Gap in plot line indicates sample not able to be collected due to site conditions, or that ports were not sampled on the same day of the quarterly event.

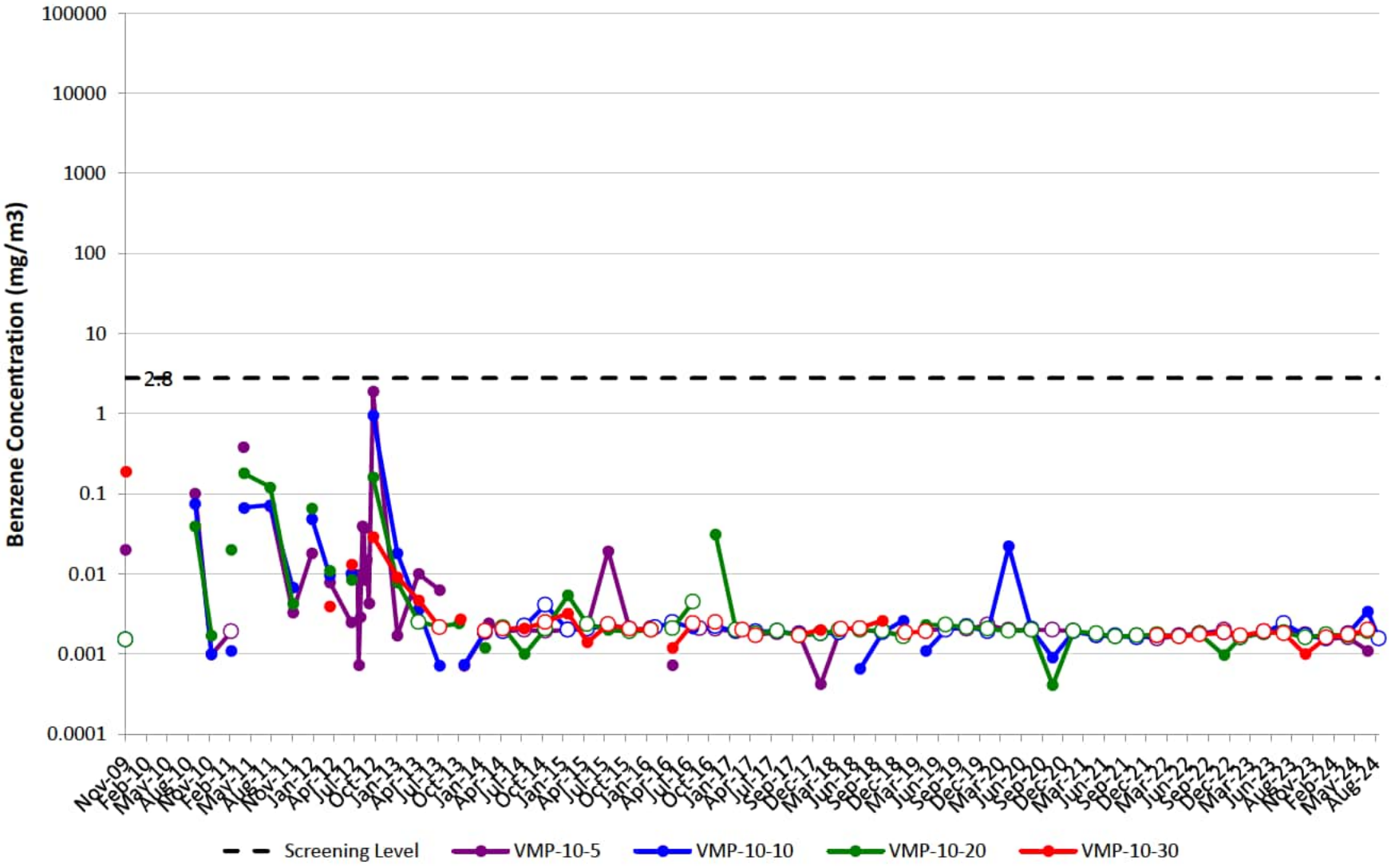

VMP-11

Note: Open circles are non-detect results shown at ½ the reporting limit (PQL). Maximum result from parent/duplicate pair shown.
Gap in plot line indicates sample not able to be collected due to site conditions, or that ports were not sampled on the same day of the quarterly event.

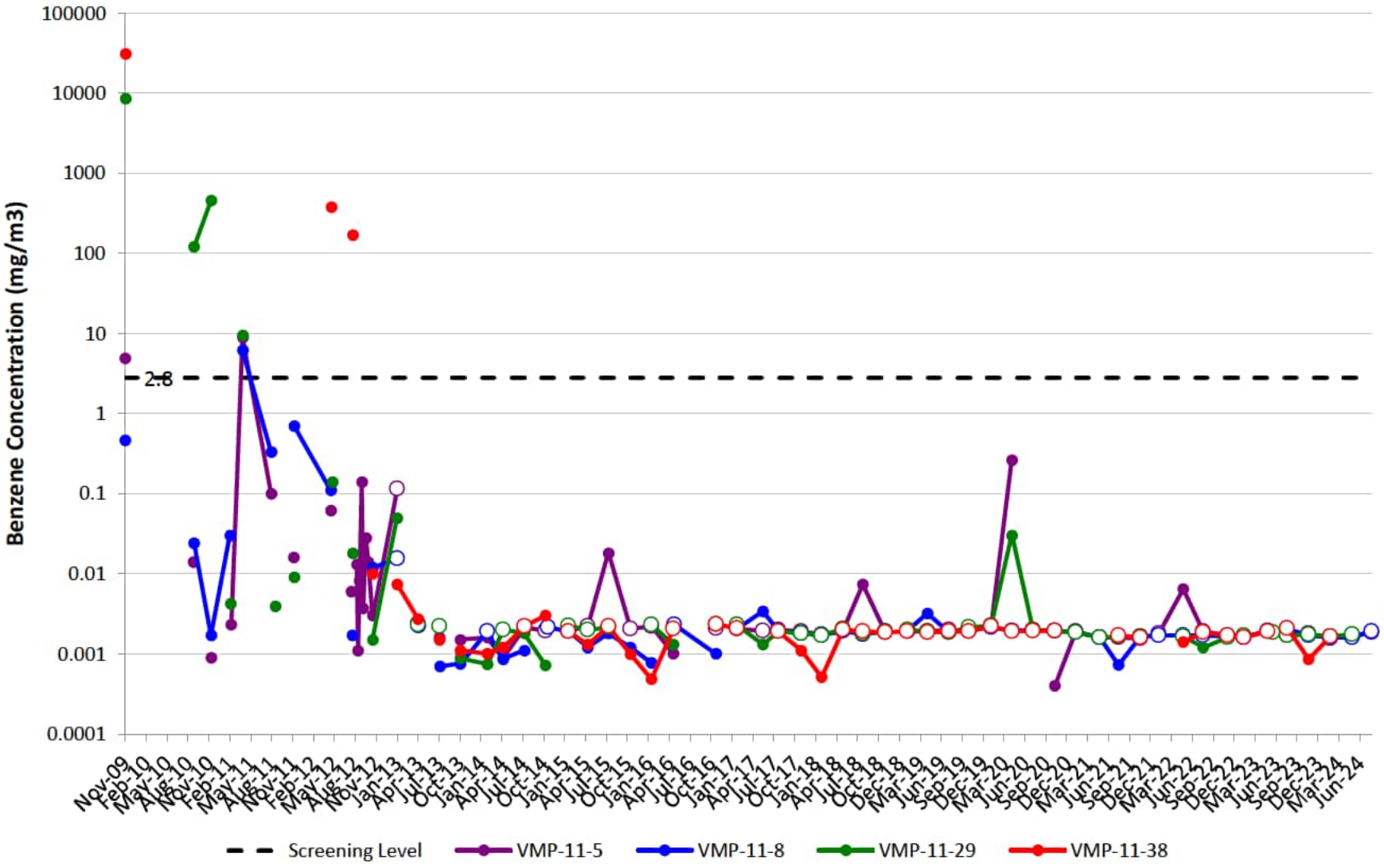

VMP-12

Note: Open circles are non-detect results shown at ½ the reporting limit (PQL). Maximum result from parent/duplicate pair shown.
Gap in plot line indicates sample not able to be collected due to site conditions, or that ports were not sampled on the same day of the quarterly event.

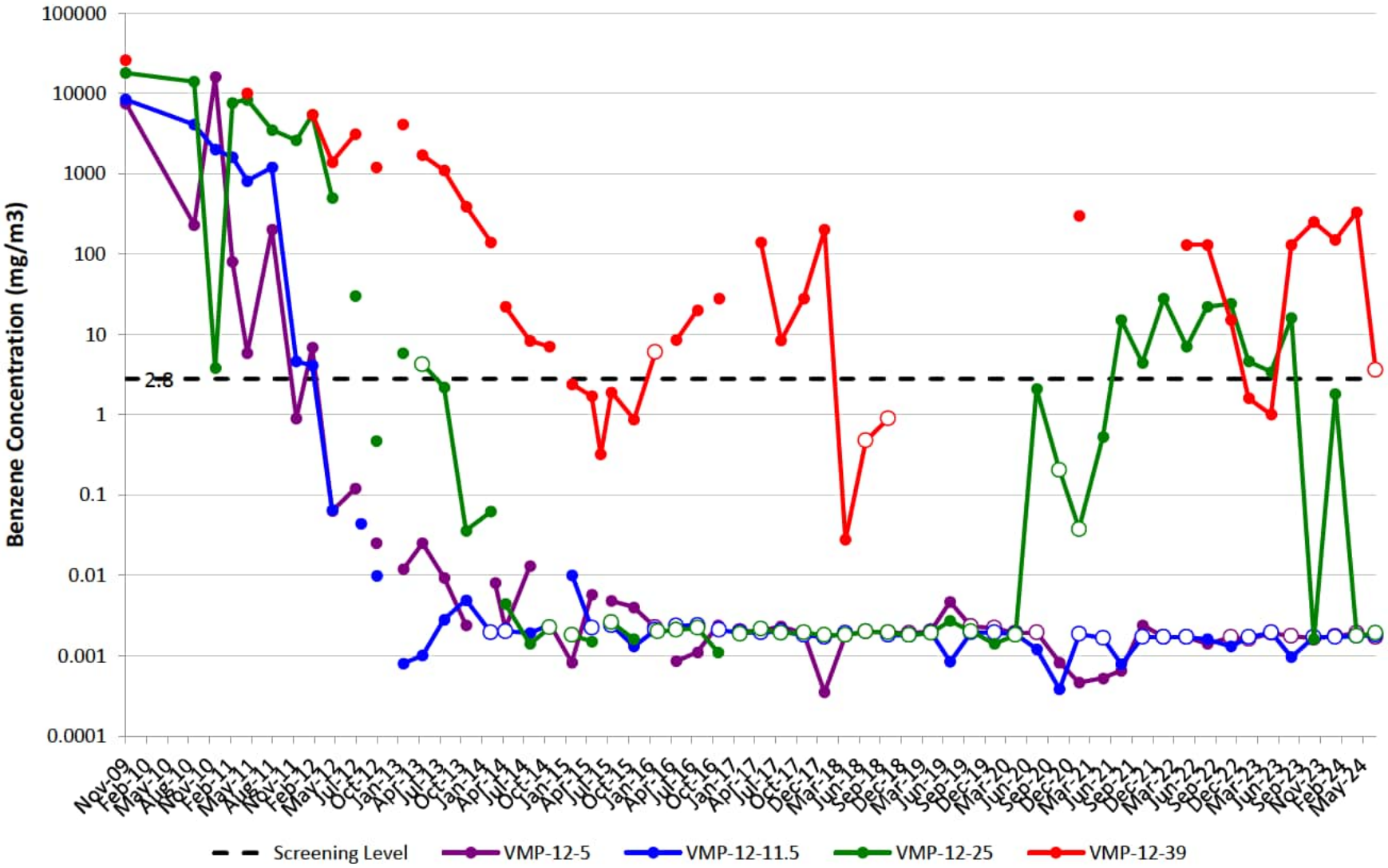

VMP-13

Note: Open circles are non-detect results shown at ½ the reporting limit (PQL). Maximum result from parent/duplicate pair shown.
Gap in plot line indicates sample not able to be collected due to site conditions, or that ports were not sampled on the same day of the quarterly event.

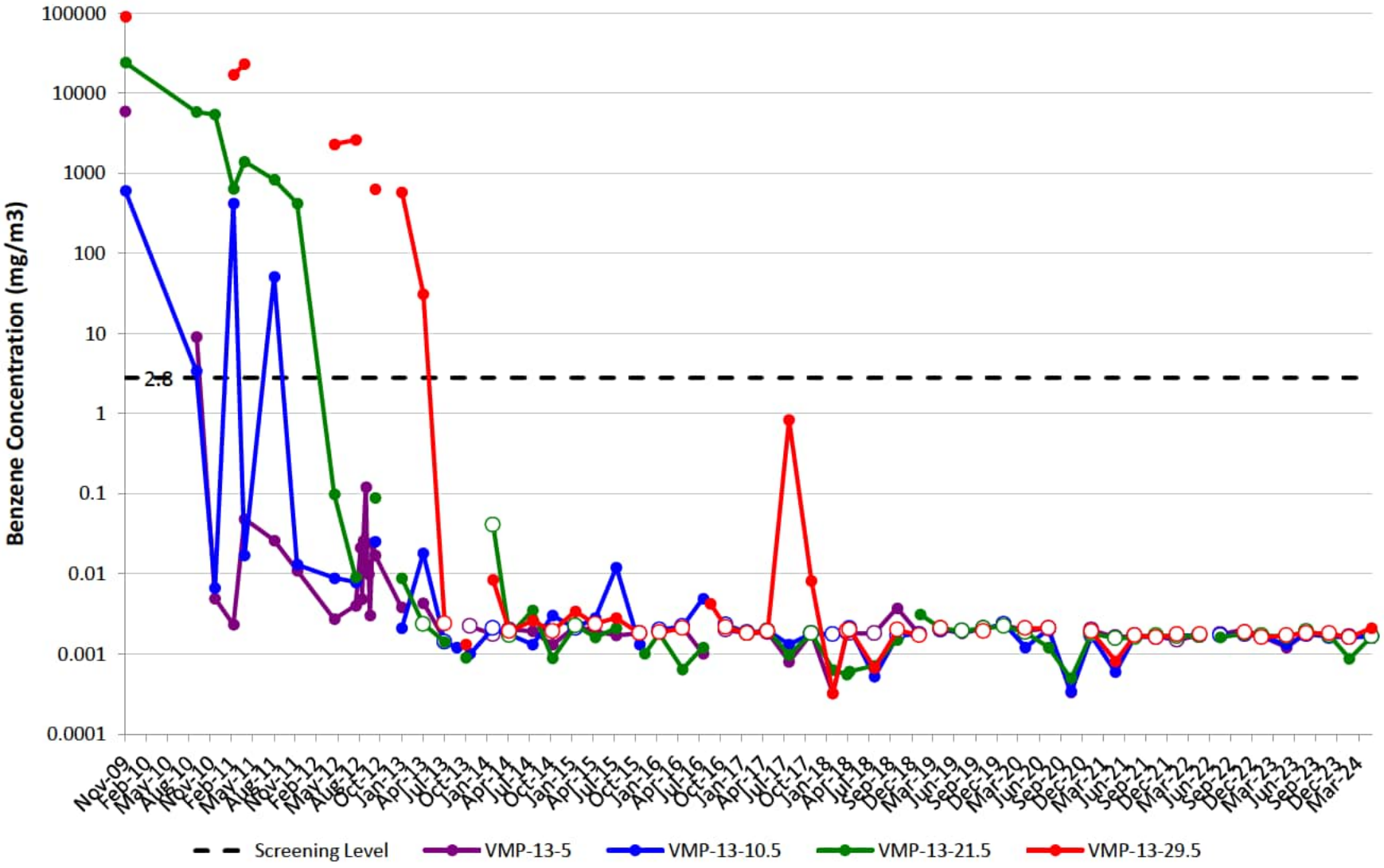

VMP-14

Note: Open circles are non-detect results shown at ½ the reporting limit (PQL). Maximum result from parent/duplicate pair shown.
Gap in plot line indicates sample not able to be collected due to site conditions, or that ports were not sampled on the same day of the quarterly event.

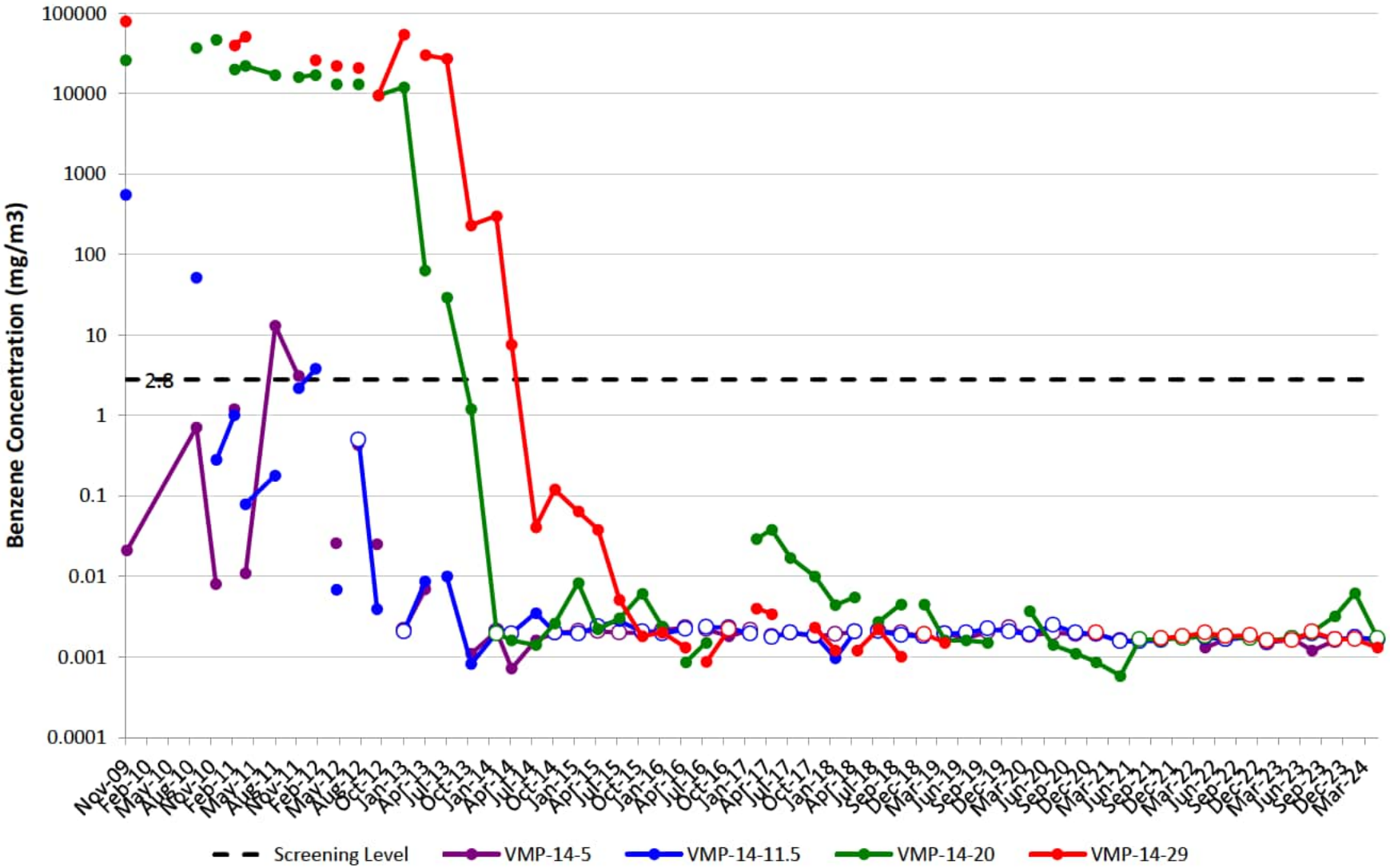

VMP-15

Note: Open circles are non-detect results shown at ½ the reporting limit (PQL). Maximum result from parent/duplicate pair shown.
Gap in plot line indicates sample not able to be collected due to site conditions, or that ports were not sampled on the same day of the quarterly event.

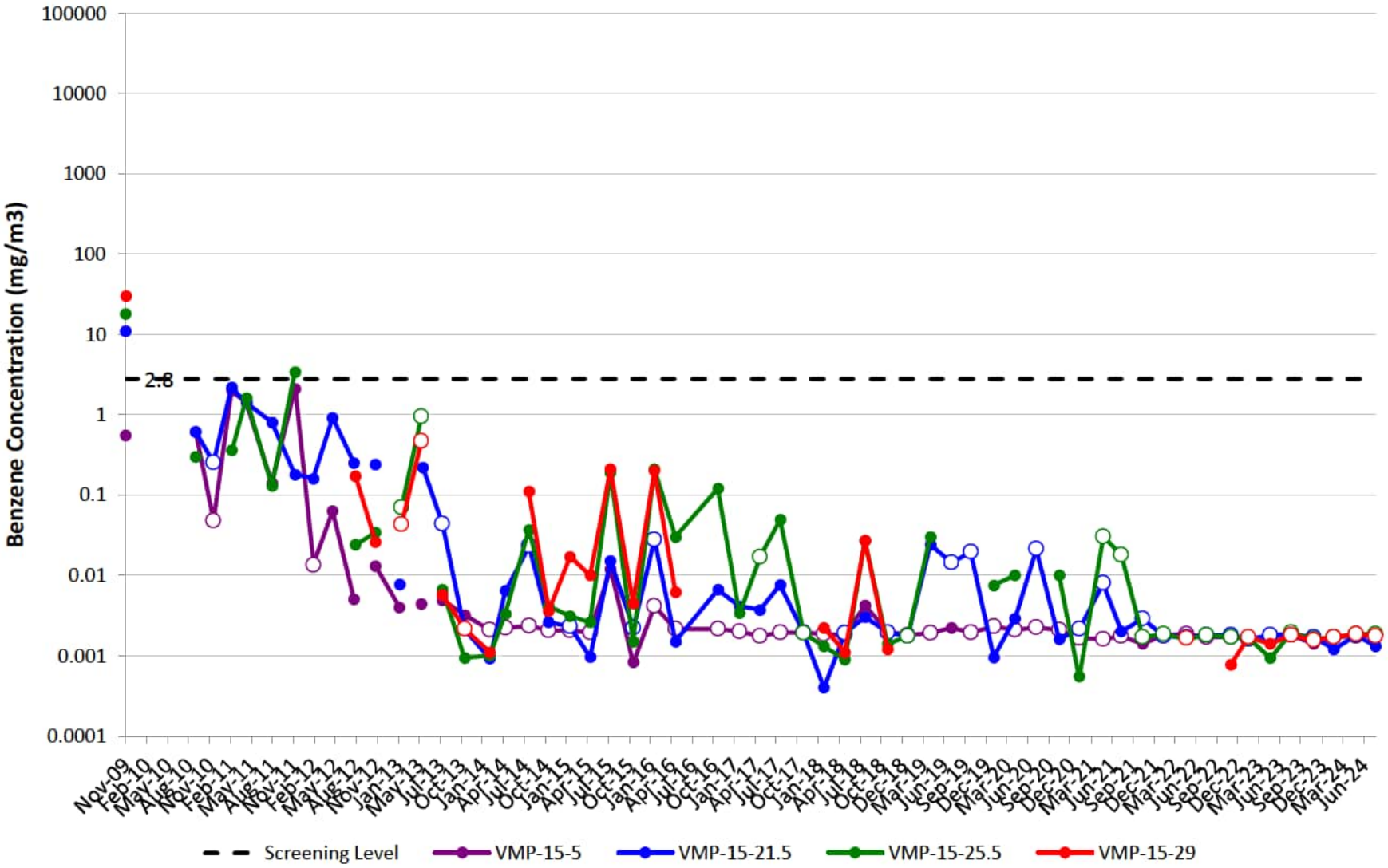

VMP-16

Note: Open circles are non-detect results shown at ½ the reporting limit (PQL). Maximum result from parent/duplicate pair shown.
Gap in plot line indicates sample not able to be collected due to site conditions, or that ports were not sampled on the same day of the quarterly event.

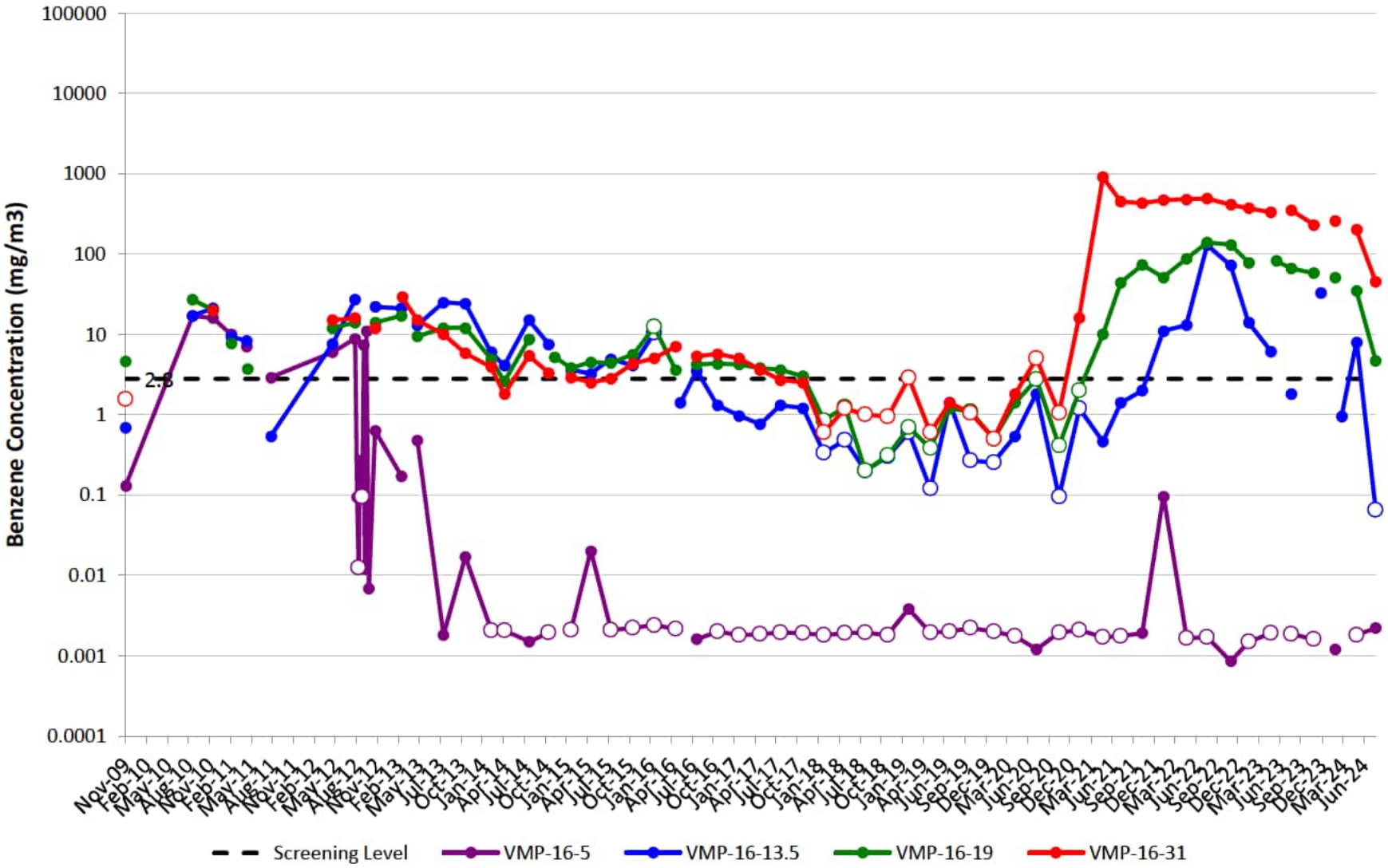

VMP-17

Note: Open circles are non-detect results shown at ½ the reporting limit (PQL). Maximum result from parent/duplicate pair shown.
Gap in plot line indicates sample not able to be collected due to site conditions, or that ports were not sampled on the same day of the quarterly event.

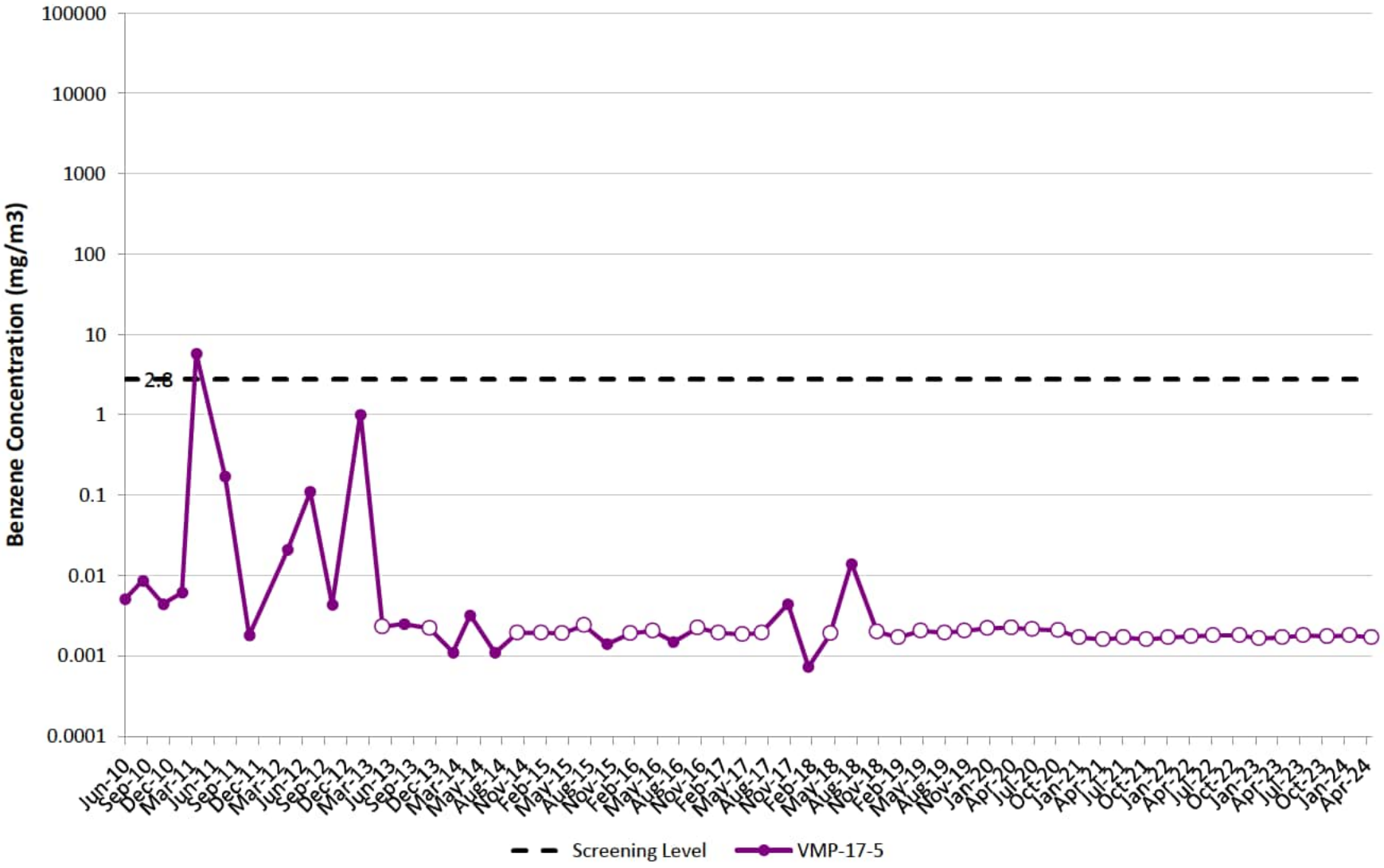

VMP-18

Note: Open circles are non-detect results shown at ½ the reporting limit (PQL). Maximum result from parent/duplicate pair shown.
Gap in plot line indicates sample not able to be collected due to site conditions, or that ports were not sampled on the same day of the quarterly event.

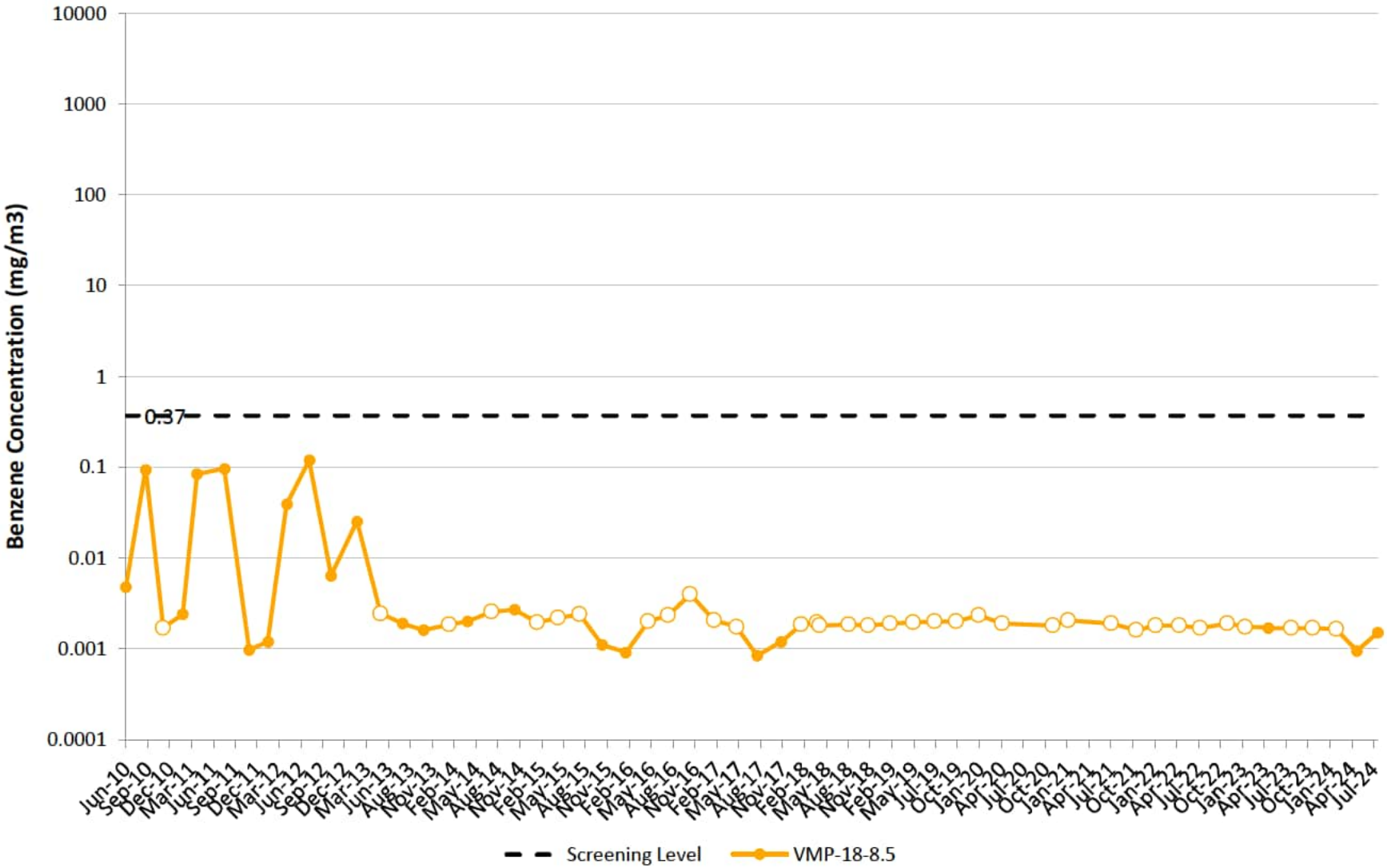

VMP-19

Note: Open circles are non-detect results shown at ½ the reporting limit (PQL). Maximum result from parent/duplicate pair shown.
Gap in plot line indicates sample not able to be collected due to site conditions, or that ports were not sampled on the same day of the quarterly event.

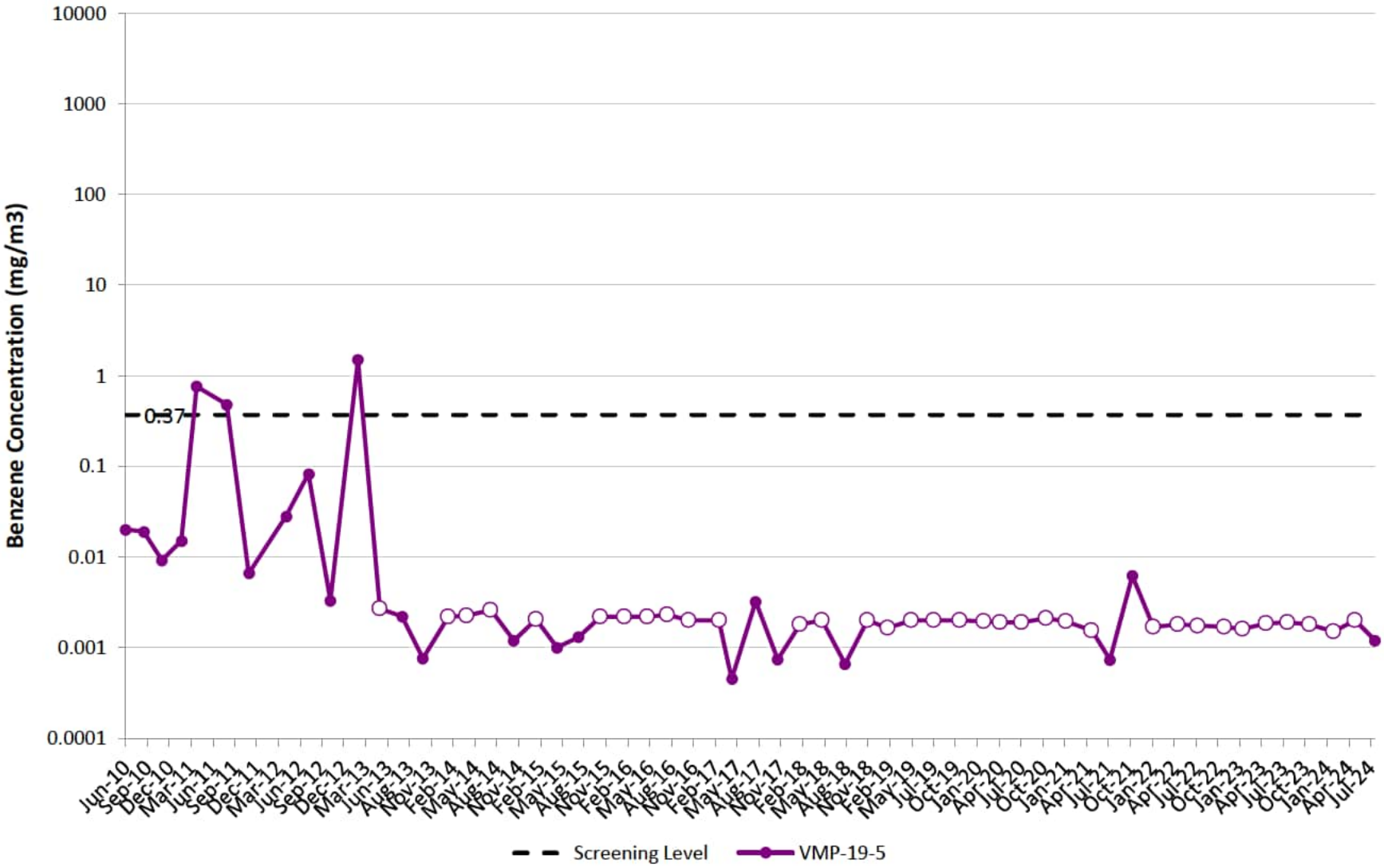

VMP-20

Note: Open circles are non-detect results shown at ½ the reporting limit (PQL). Maximum result from parent/duplicate pair shown.
Gap in plot line indicates sample not able to be collected due to site conditions, or that ports were not sampled on the same day of the quarterly event.

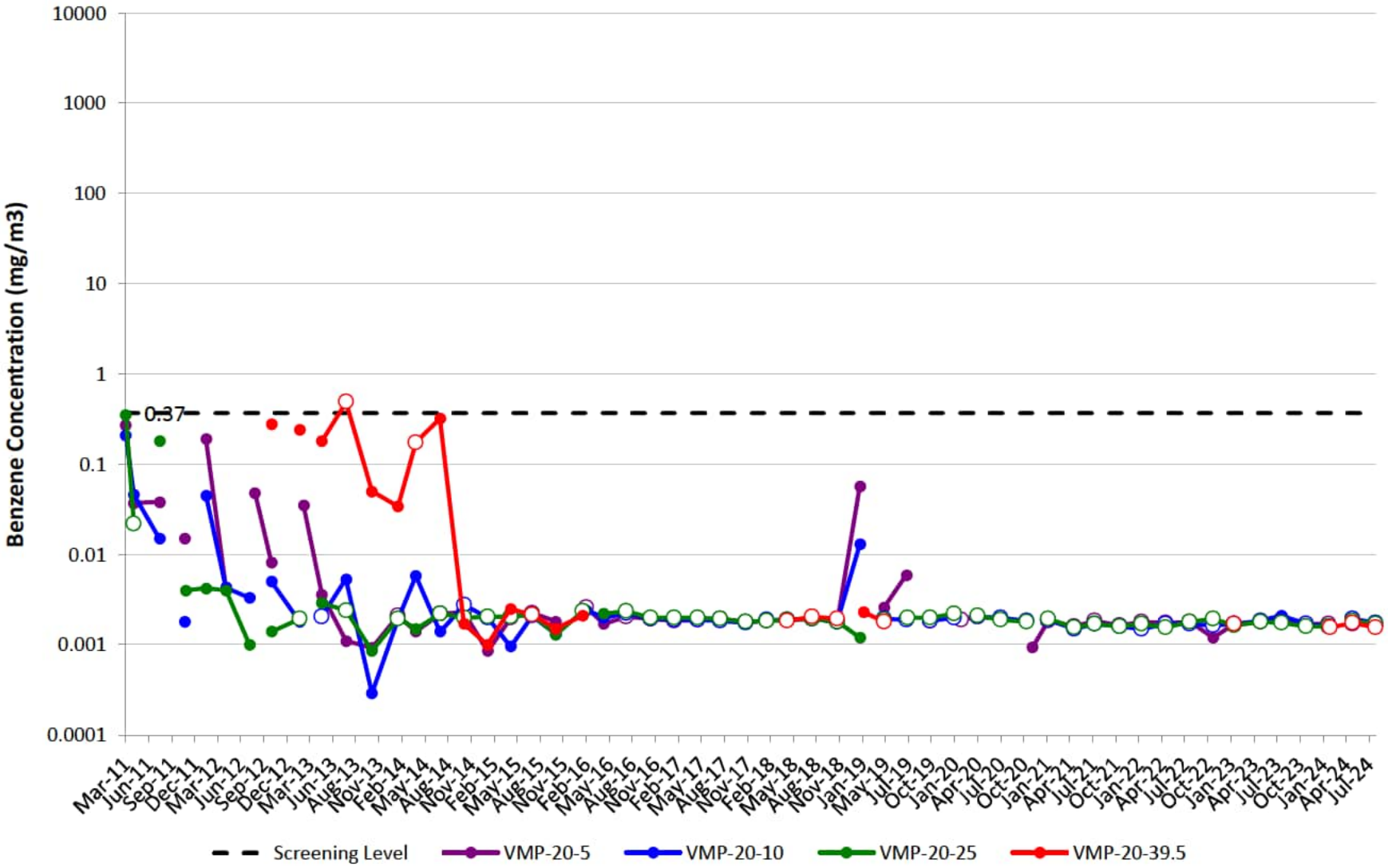

VMP-21

Note: Open circles are non-detect results shown at ½ the reporting limit (PQL). Maximum result from parent/duplicate pair shown.
Gap in plot line indicates sample not able to be collected due to site conditions, or that ports were not sampled on the same day of the quarterly event.

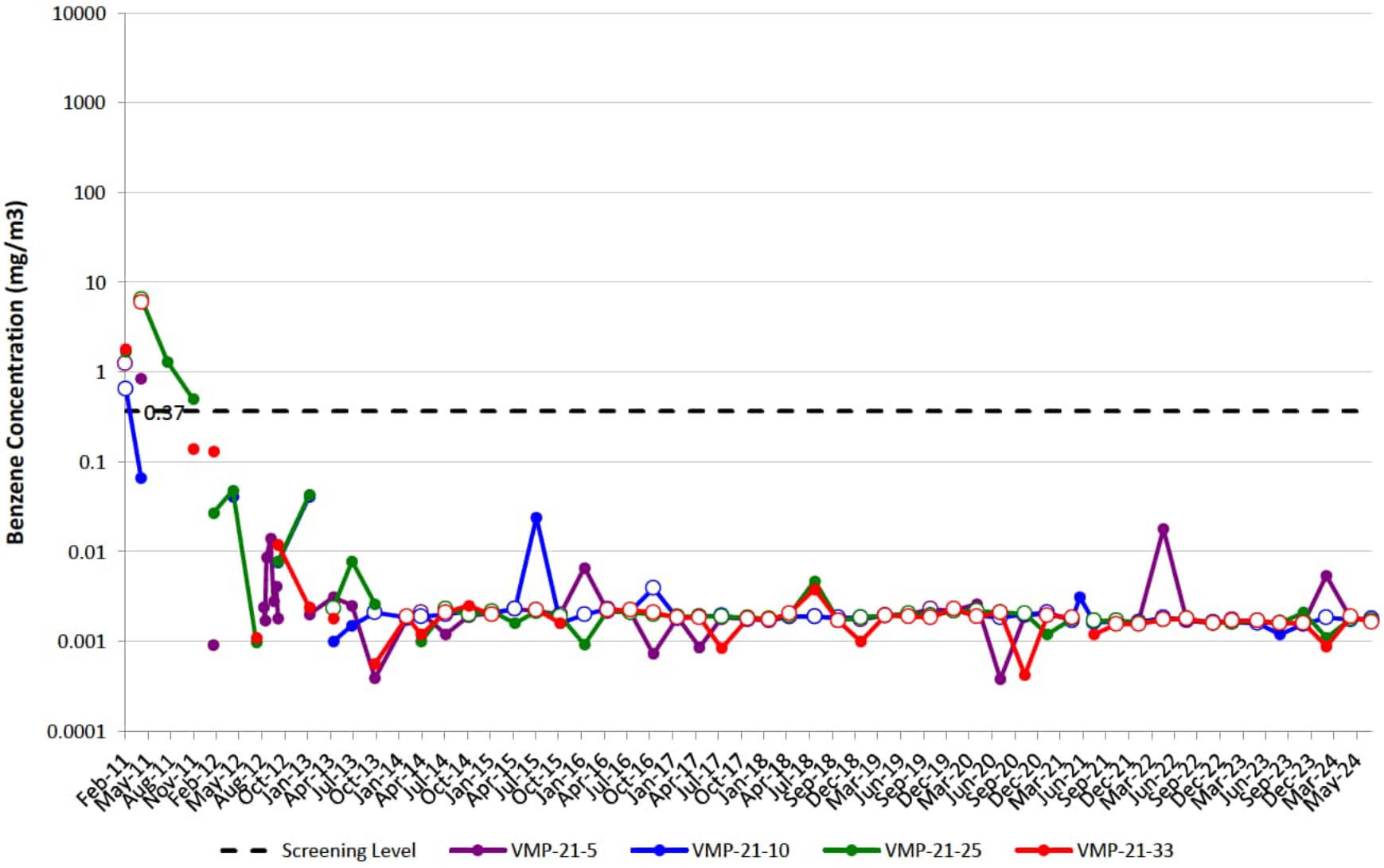

VMP-22

Note: Open circles are non-detect results shown at ½ the reporting limit (PQL). Maximum result from parent/duplicate pair shown.
Gap in plot line indicates sample not able to be collected due to site conditions, or that ports were not sampled on the same day of the quarterly event.

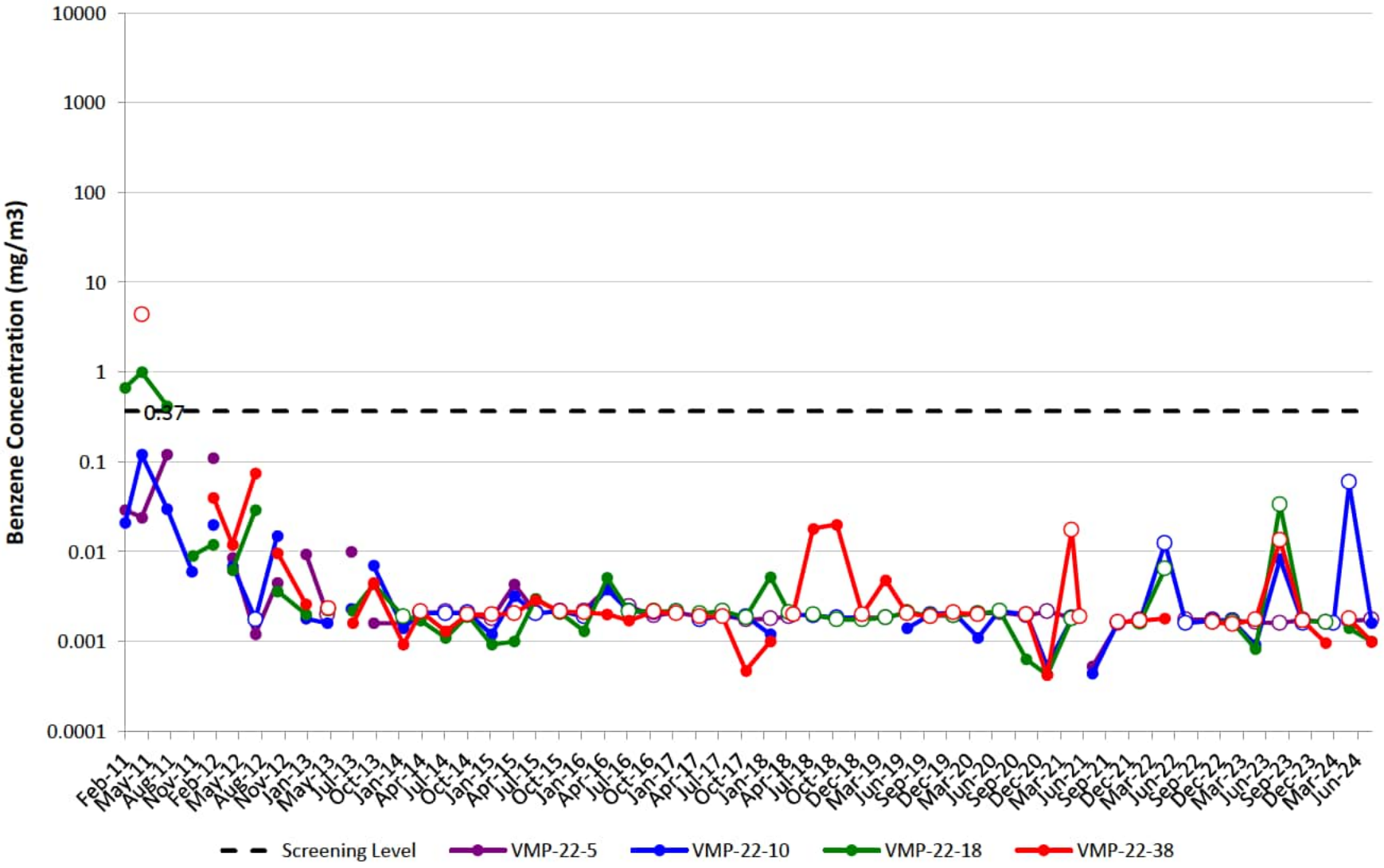

VMP-23

Note: Open circles are non-detect results shown at ½ the reporting limit (PQL). Maximum result from parent/duplicate pair shown.
Gap in plot line indicates sample not able to be collected due to site conditions, or that ports were not sampled on the same day of the quarterly event.

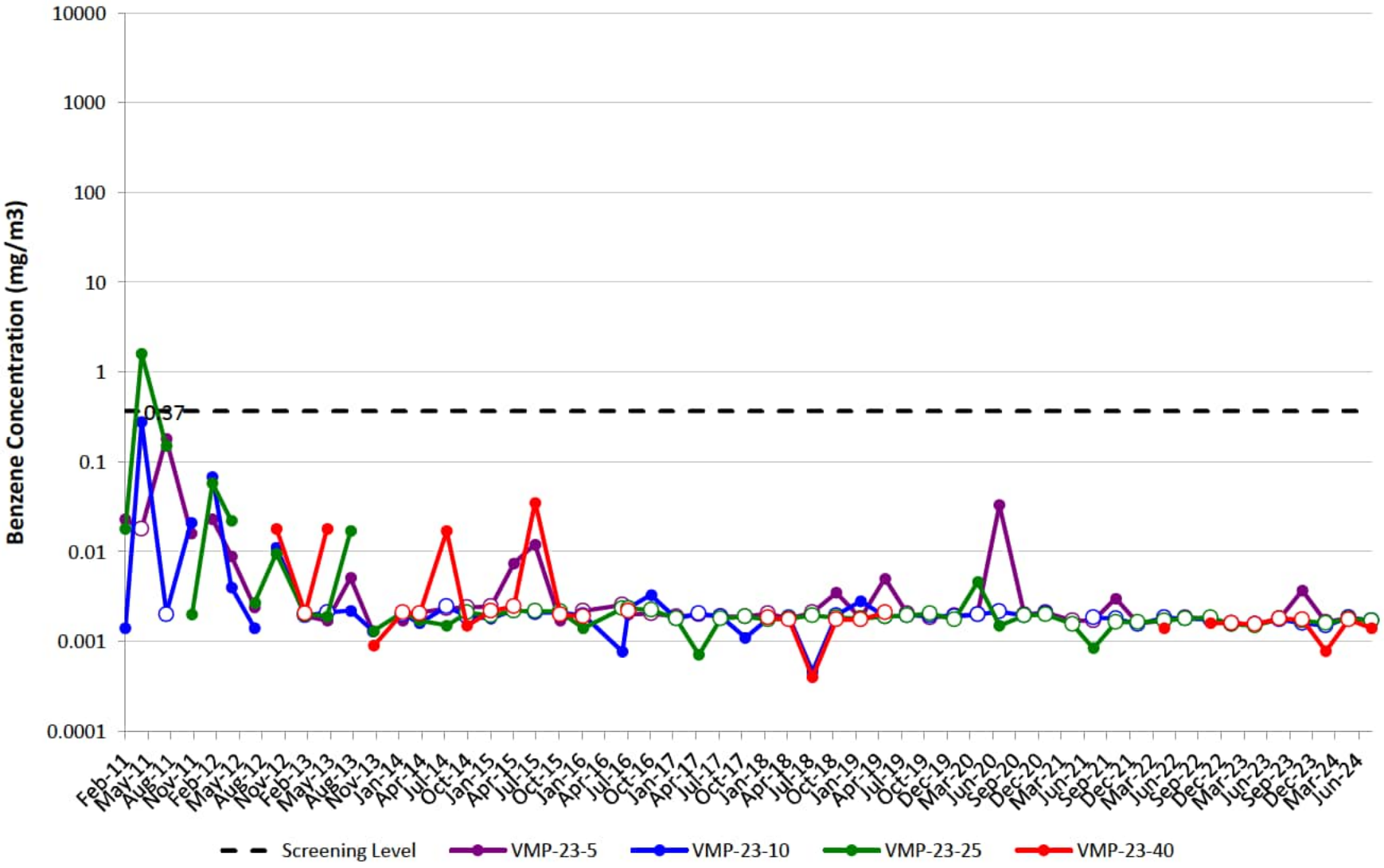

VMP-24

Note: Open circles are non-detect results shown at ½ the reporting limit (PQL). Maximum result from parent/duplicate pair shown.
Gap in plot line indicates sample not able to be collected due to site conditions, or that ports were not sampled on the same day of the quarterly event.

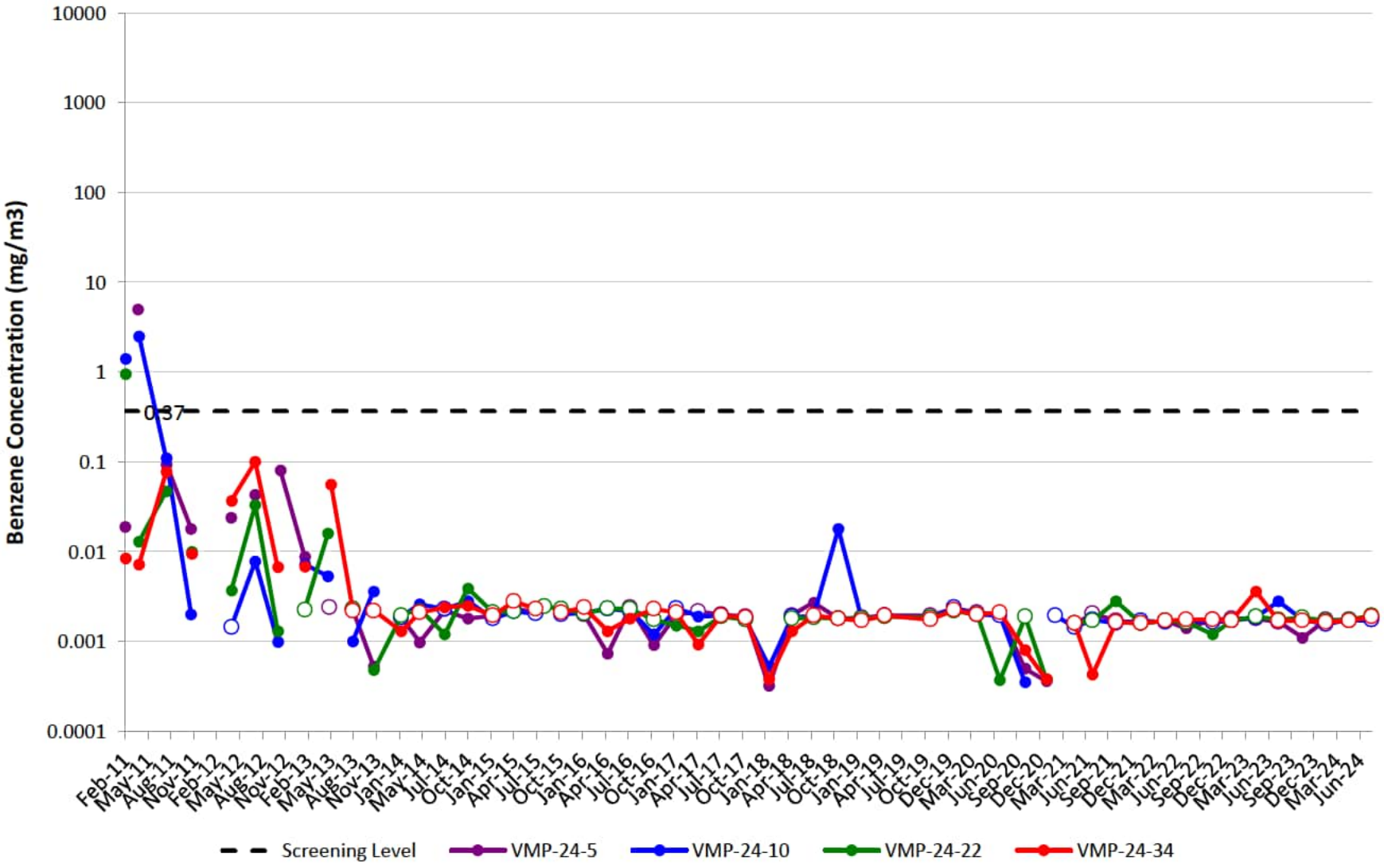

VMP-25

Note: Open circles are non-detect results shown at ½ the reporting limit (PQL). Maximum result from parent/duplicate pair shown.
Gap in plot line indicates sample not able to be collected due to site conditions, or that ports were not sampled on the same day of the quarterly event.
Effective 2Q18, samples will no longer be collected at VMP-25-31 due to port integrity.

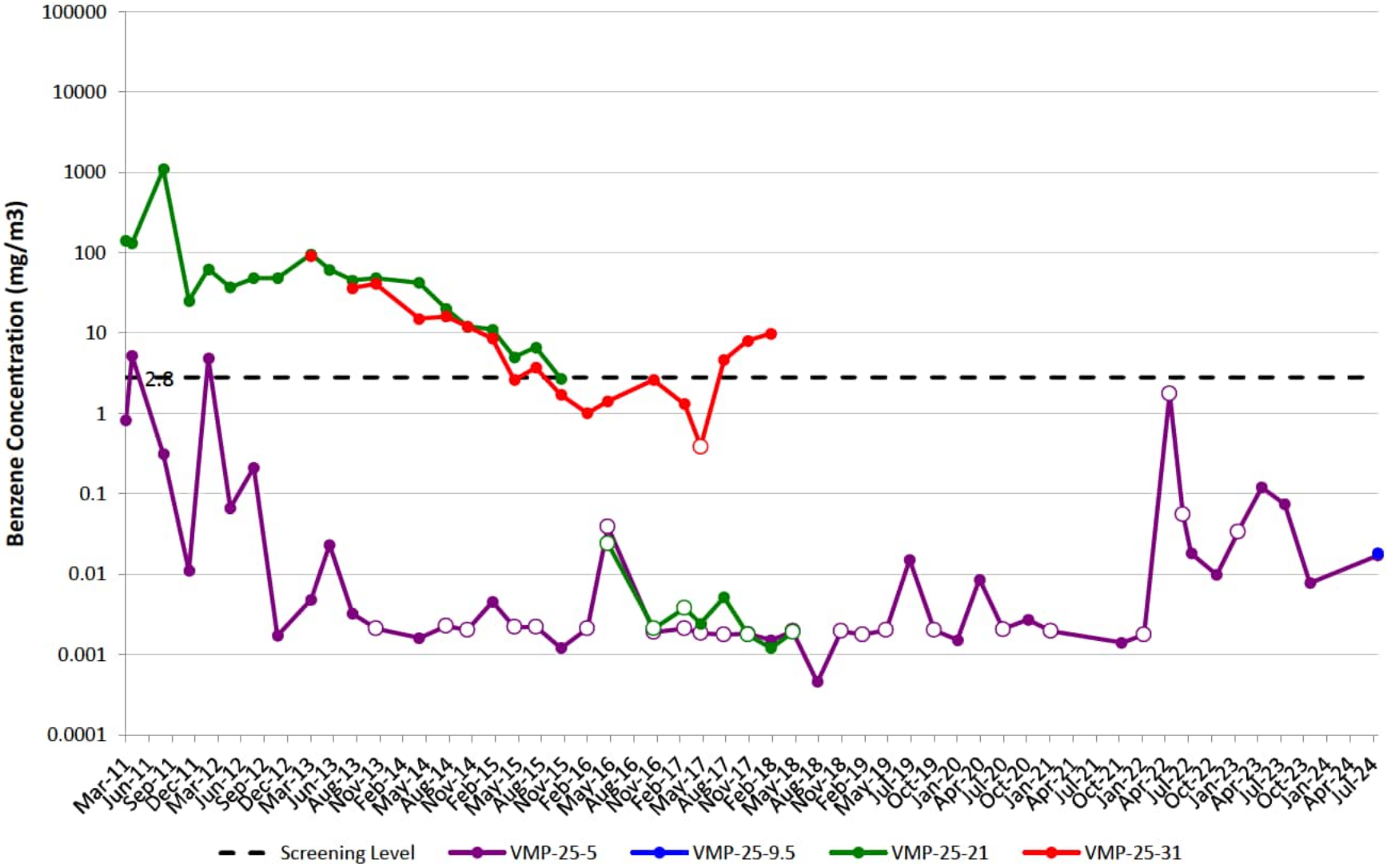

VMP-32

Note: Open circles are non-detect results shown at ½ the reporting limit (PQL). Maximum result from parent/duplicate pair shown.
Gap in plot line indicates sample not able to be collected due to site conditions, or that ports were not sampled on the same day of the quarterly event.

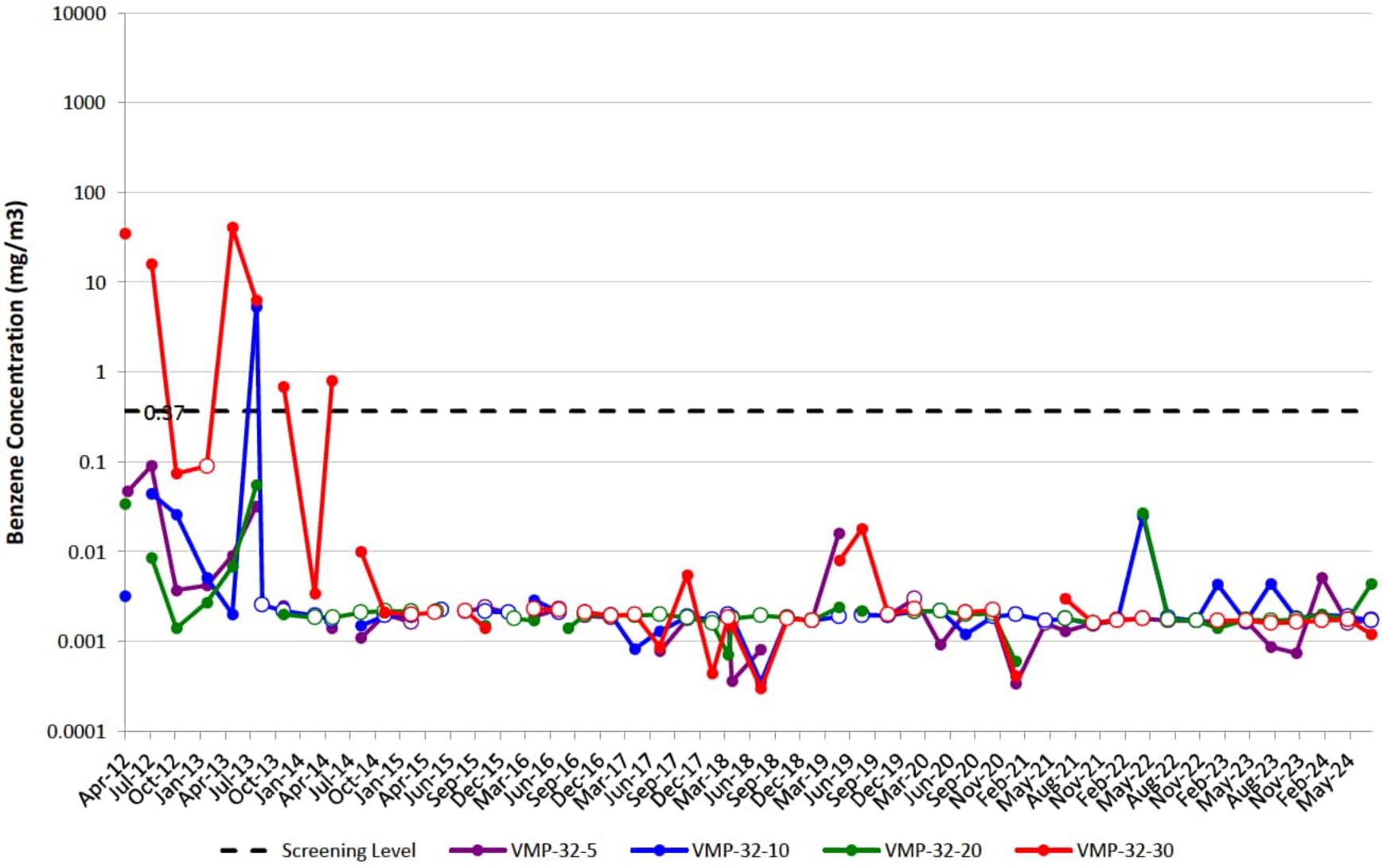

VMP-41

Note: Open circles are non-detect results shown at ½ the reporting limit (PQL). Maximum result from parent/duplicate pair shown.
Gap in plot line indicates sample not able to be collected due to site conditions, or that ports were not sampled on the same day of the quarterly event.

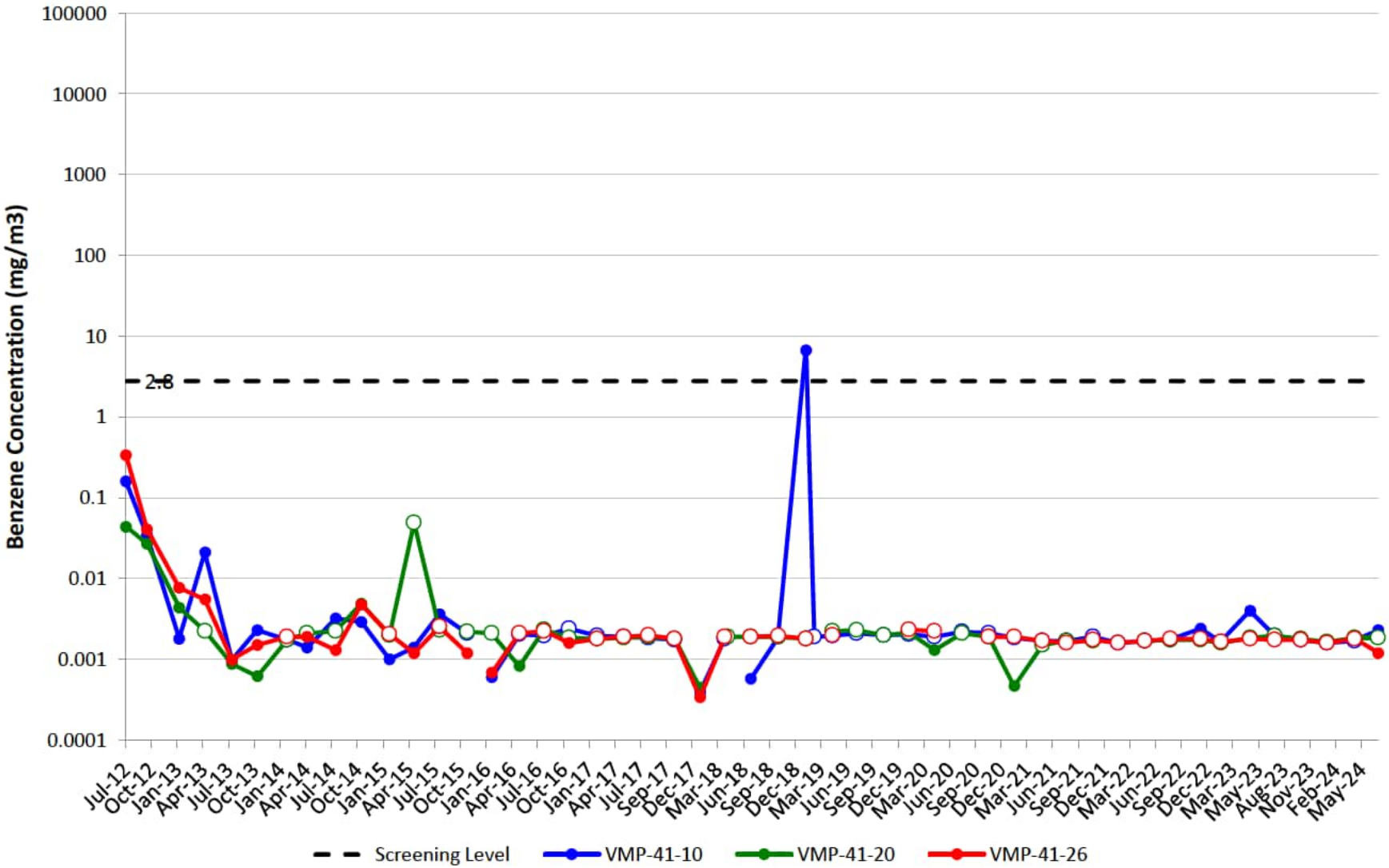

VMP-42

Note: Open circles are non-detect results shown at ½ the reporting limit (PQL). Maximum result from parent/duplicate pair shown.
Gap in plot line indicates sample not able to be collected due to site conditions, or that ports were not sampled on the same day of the quarterly event.

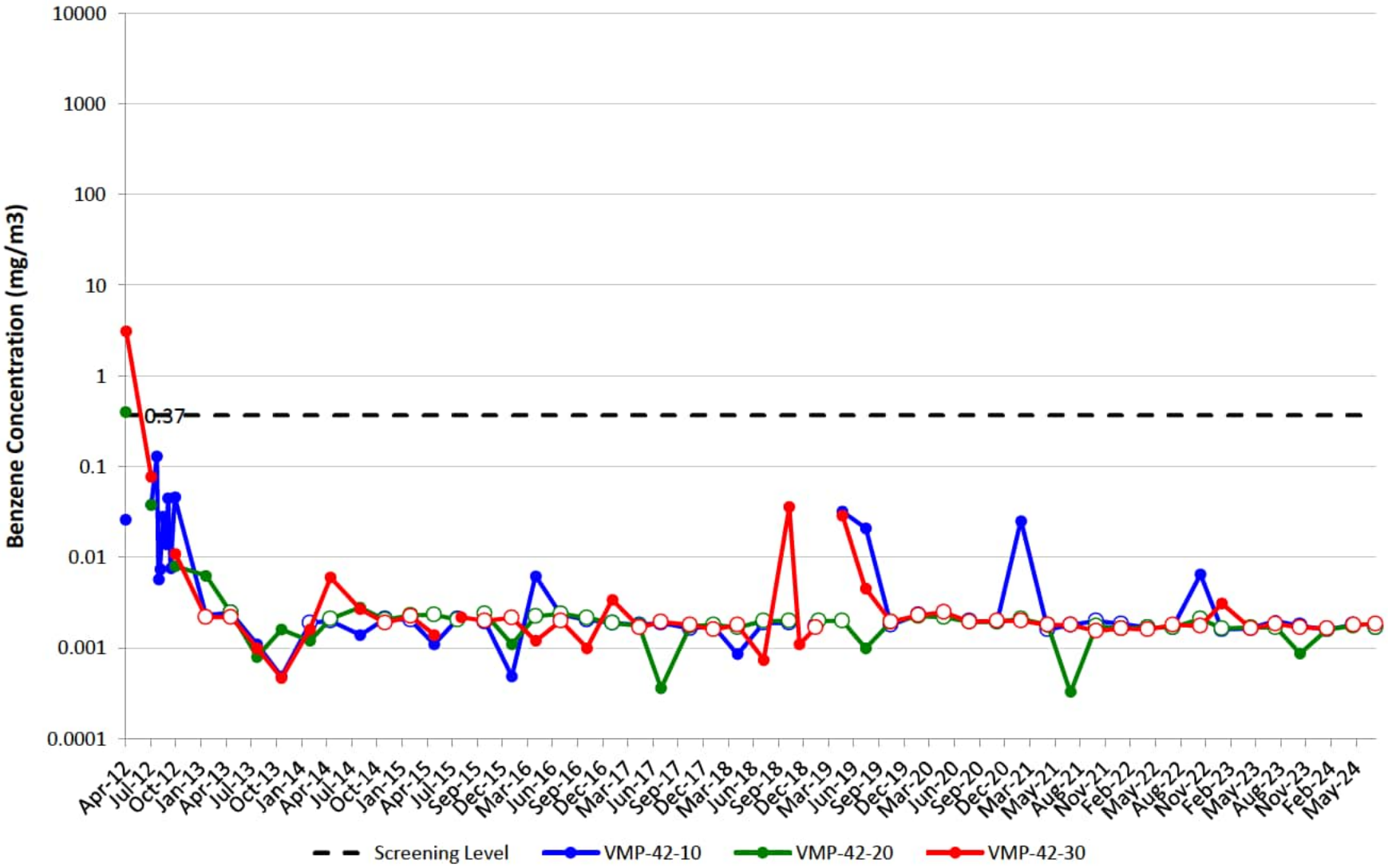

VMP-43

Note: Open circles are non-detect results shown at ½ the reporting limit (PQL). Maximum result from parent/duplicate pair shown.
Gap in plot line indicates sample not able to be collected due to site conditions, or that ports were not sampled on the same day of the quarterly event.

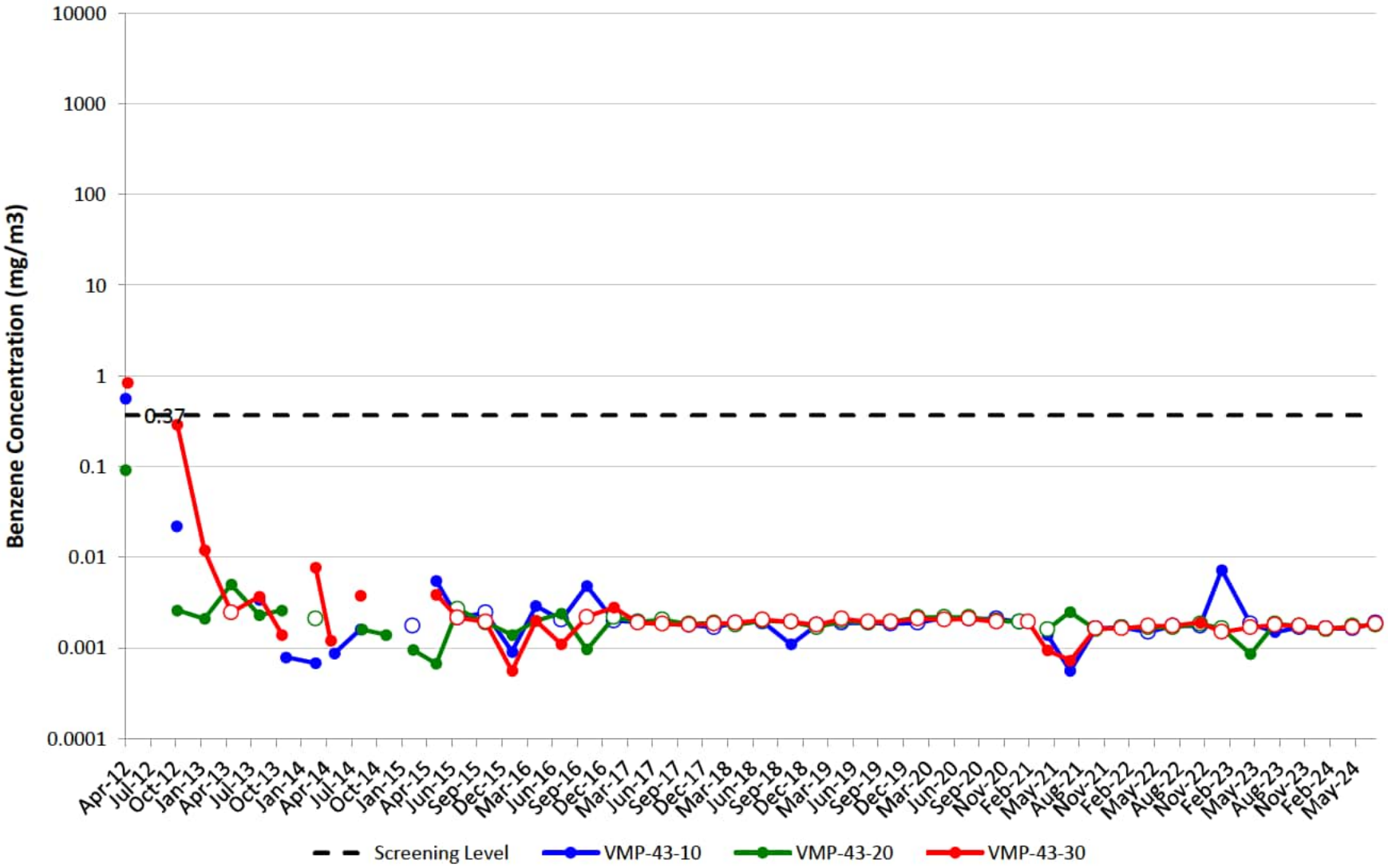

VMP-44

Note: Open circles are non-detect results shown at ½ the reporting limit (PQL). Maximum result from parent/duplicate pair shown.
Gap in plot line indicates sample not able to be collected due to site conditions, or that ports were not sampled on the same day of the quarterly event.
Effective 4Q20, samples will no longer be collected at VMP-44 due to port integrity.

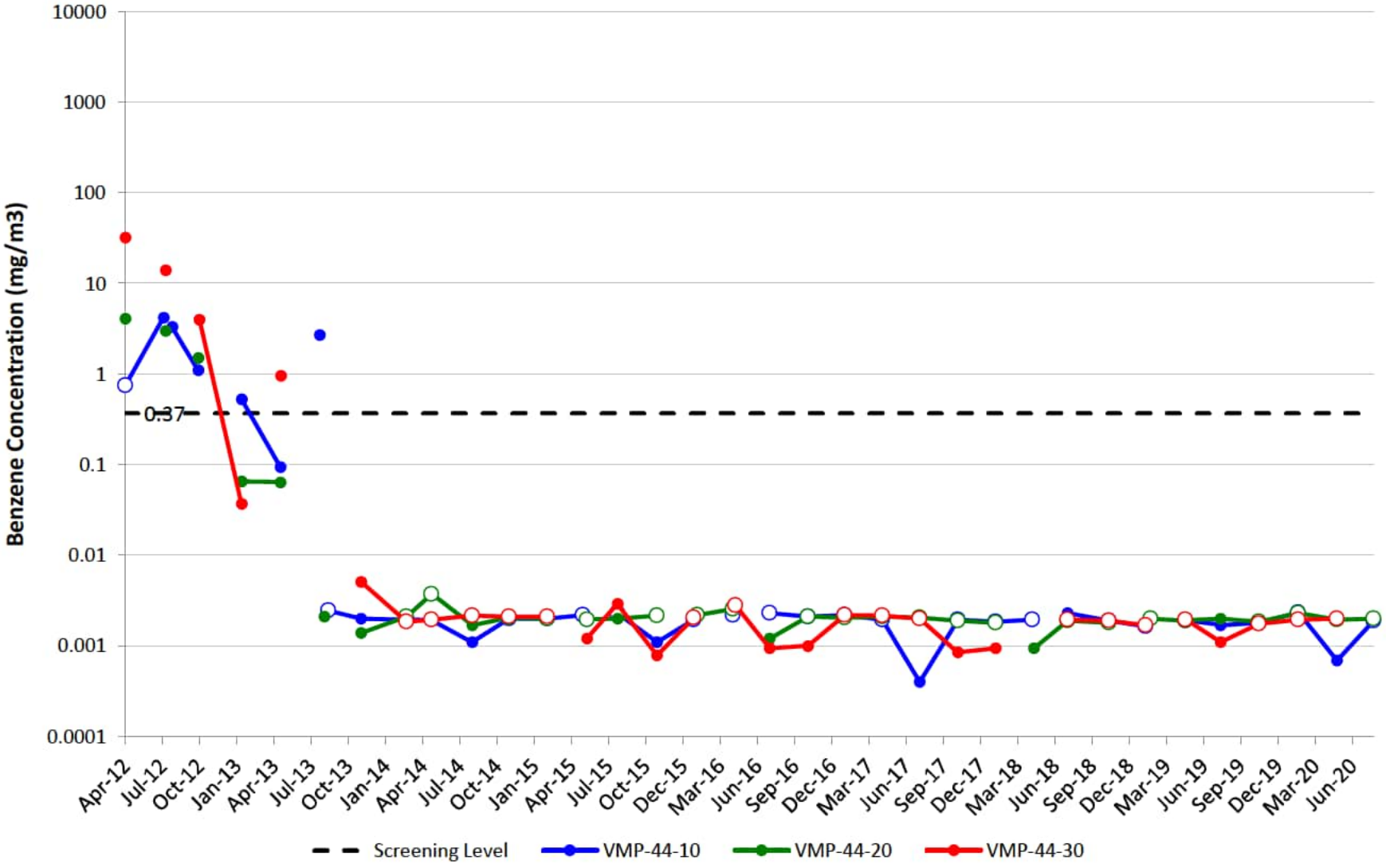

VMP-45

Note: Open circles are non-detect results shown at ½ the reporting limit (PQL). Maximum result from parent/duplicate pair shown.
Gap in plot line indicates sample not able to be collected due to site conditions, or that ports were not sampled on the same day of the quarterly event.

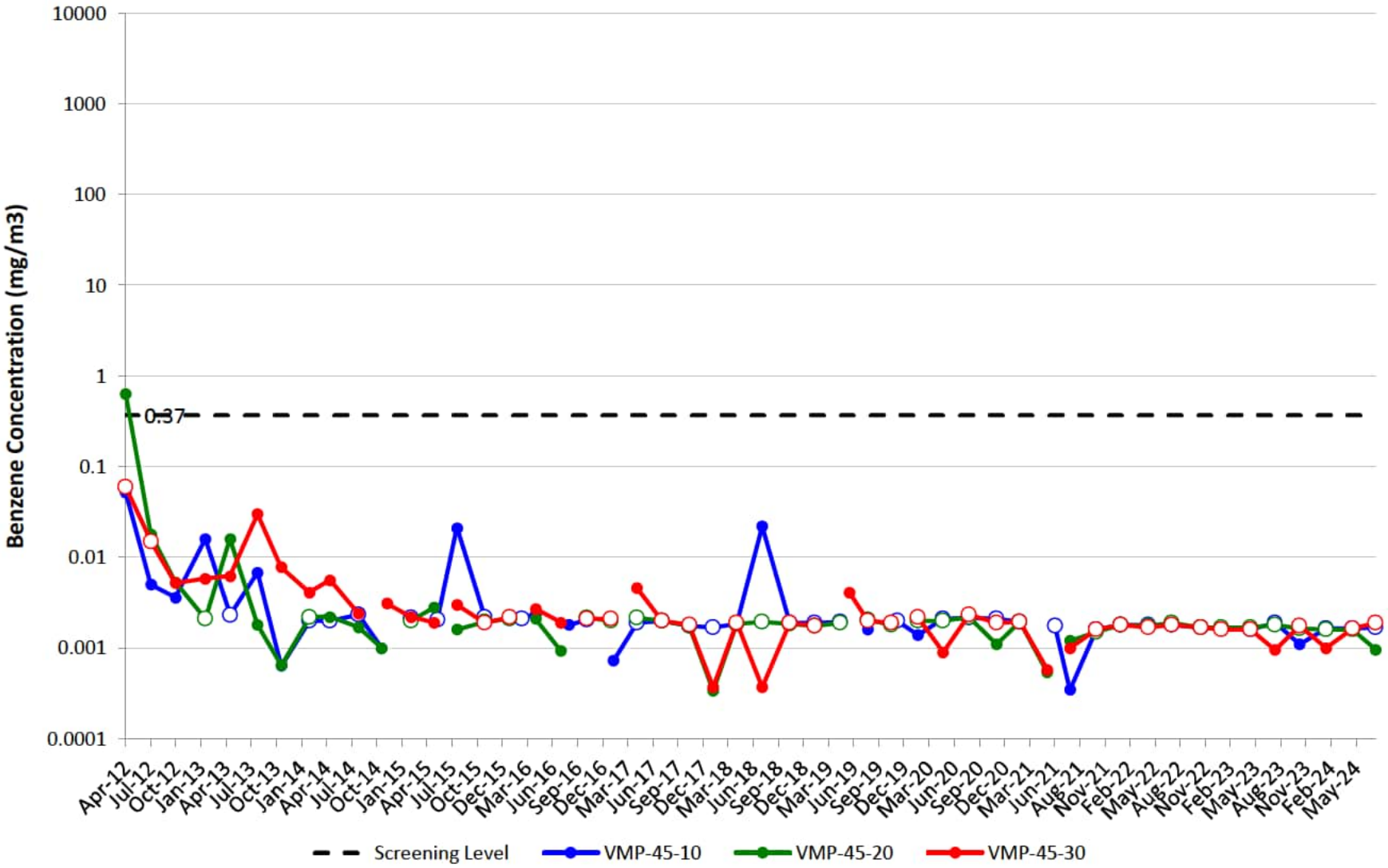

VMP-47

Note: Open circles are non-detect results shown at ½ the reporting limit (PQL). Maximum result from parent/duplicate pair shown.
Gap in plot line indicates sample not able to be collected due to site conditions, or that ports were not sampled on the same day of the quarterly event.

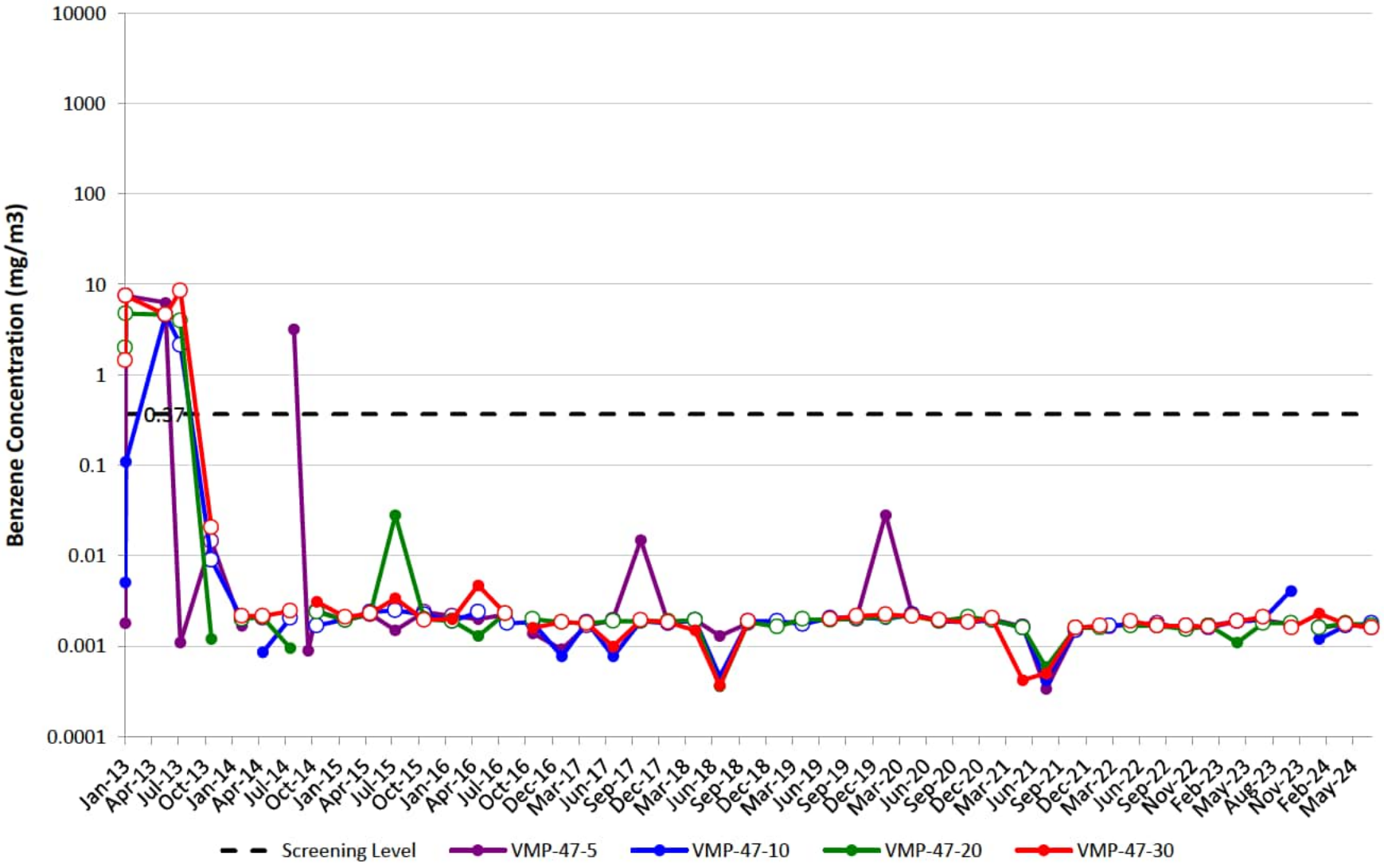

VMP-48

Note: Open circles are non-detect results shown at ½ the reporting limit (PQL). Maximum result from parent/duplicate pair shown.
Gap in plot line indicates sample not able to be collected due to site conditions, or that ports were not sampled on the same day of the quarterly event.

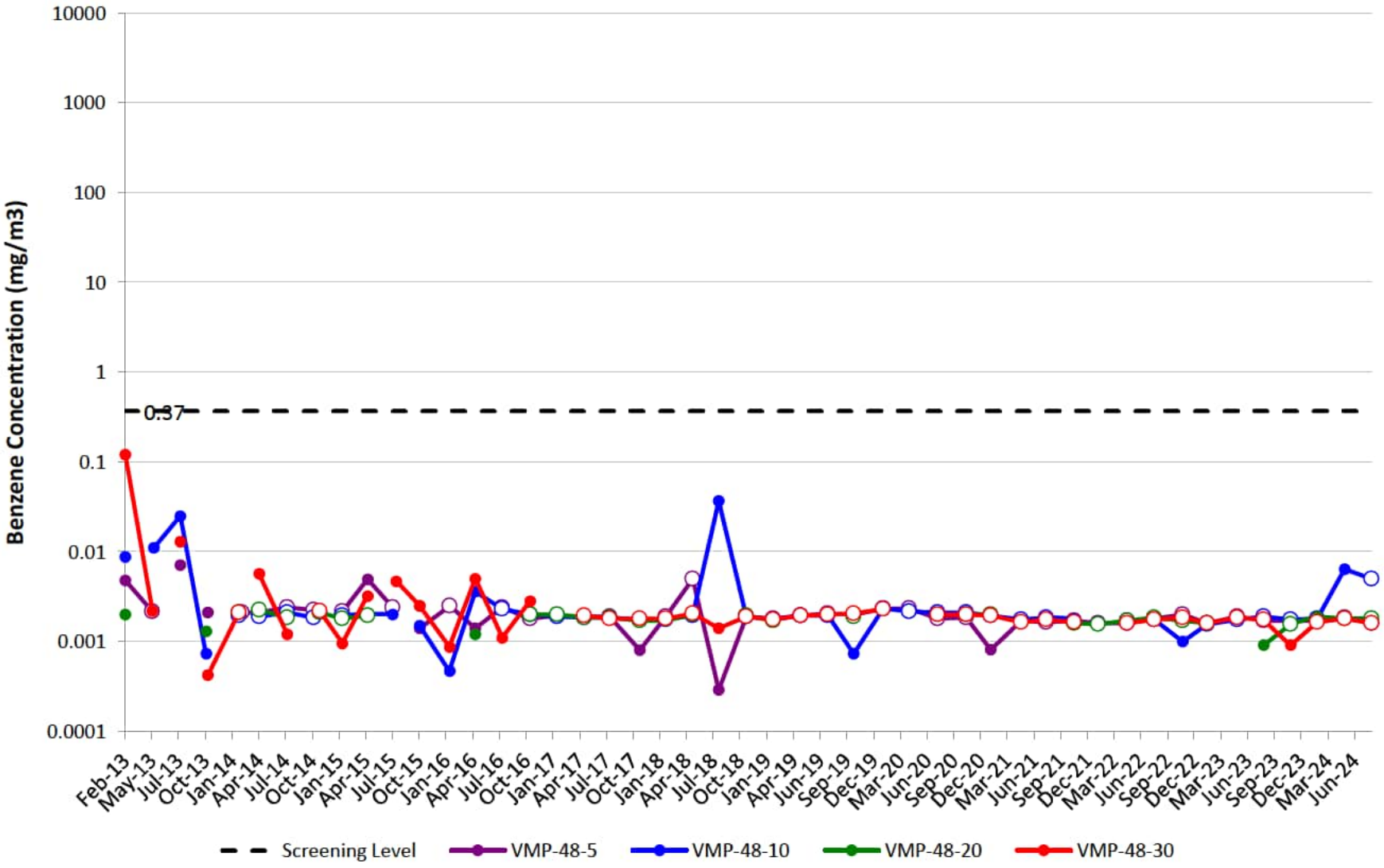

VMP-49

Note: Open circles are non-detect results shown at ½ the reporting limit (PQL). Maximum result from parent/duplicate pair shown.
Gap in plot line indicates sample not able to be collected due to site conditions, or that ports were not sampled on the same day of the quarterly event.

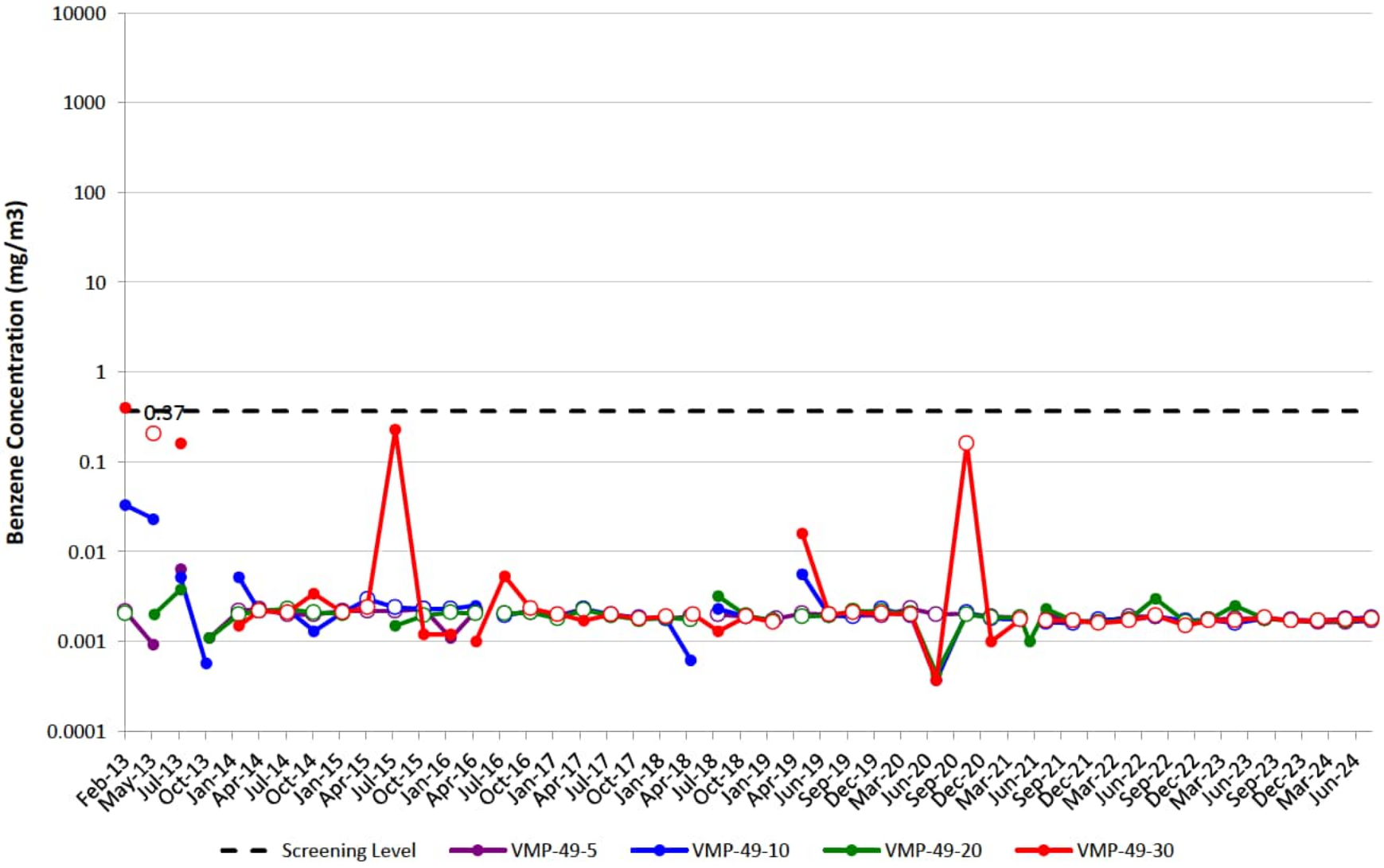

VMP-50

Note: Open circles are non-detect results shown at ½ the reporting limit (PQL). Maximum result from parent/duplicate pair shown.
Gap in plot line indicates sample not able to be collected due to site conditions, or that ports were not sampled on the same day of the quarterly event.
Natural gas utility line leak near VMP-50 was discovered by Ameren Illinois on May 1, 2018 and repaired on May 31, 2018.

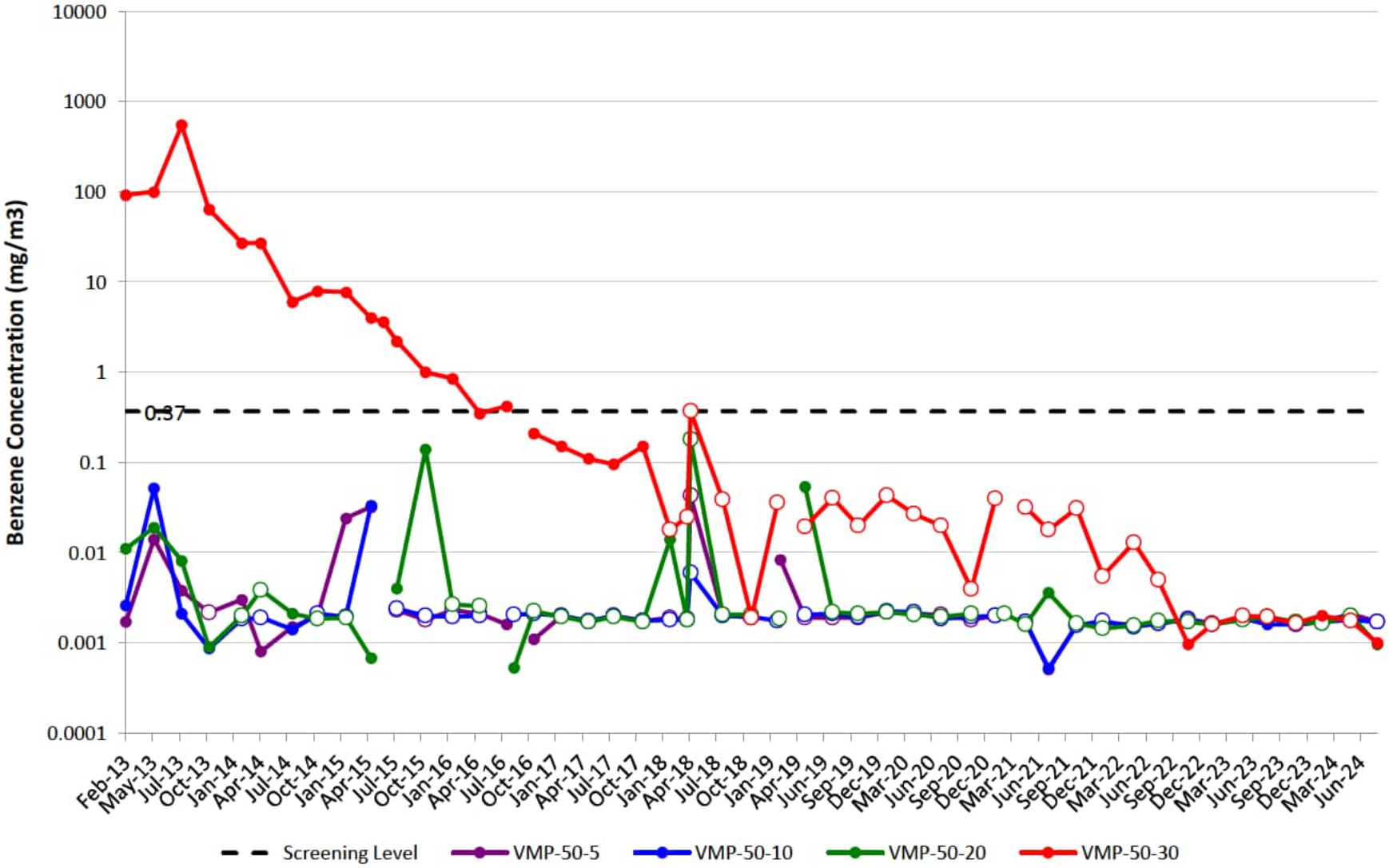

VMP-51

Note: Open circles are non-detect results shown at ½ the reporting limit (PQL). Maximum result from parent/duplicate pair shown.
Gap in plot line indicates sample not able to be collected due to site conditions, or that ports were not sampled on the same day of the quarterly event.

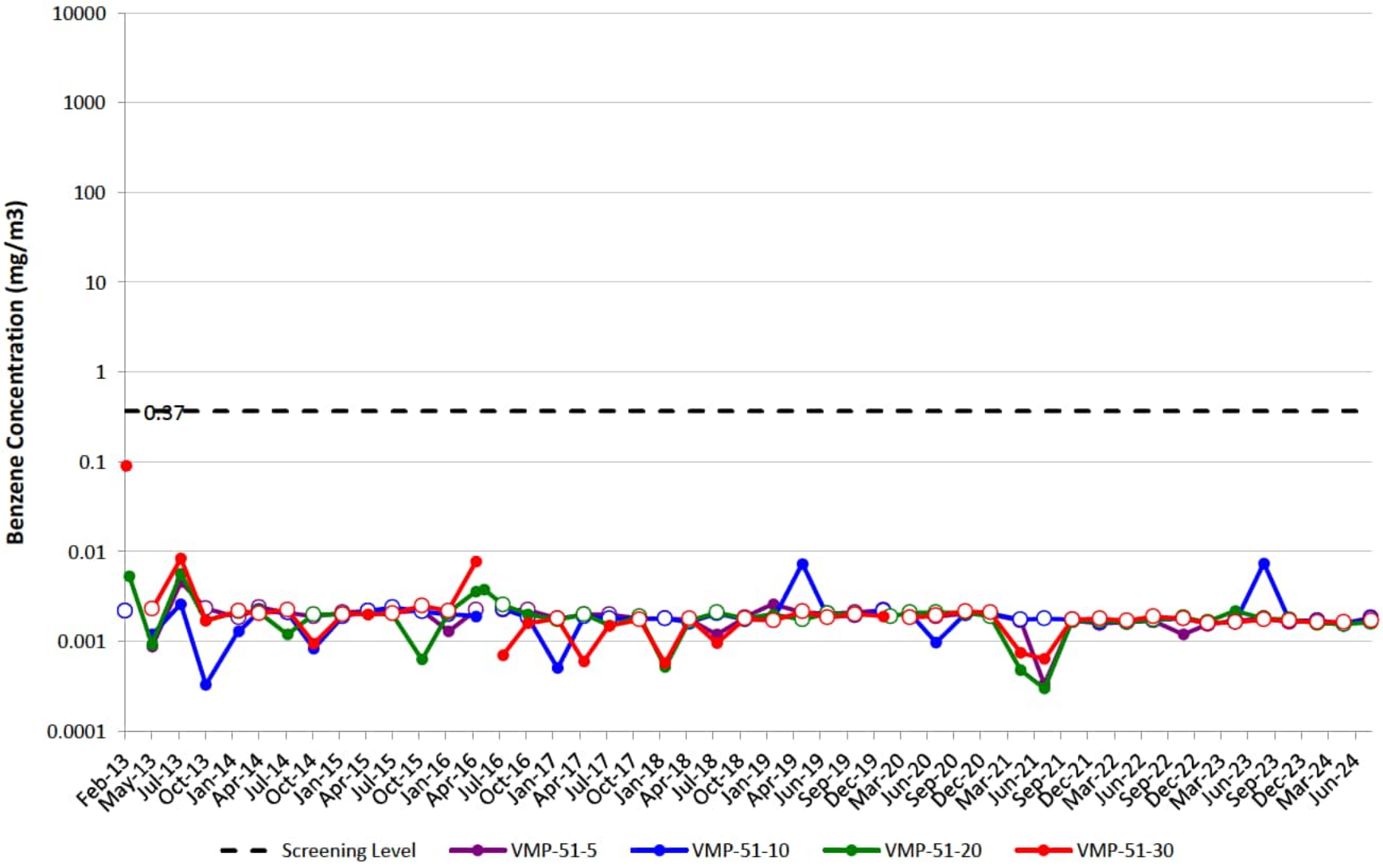

VMP-52

Note: Open circles are non-detect results shown at ½ the reporting limit (PQL). Maximum result from parent/duplicate pair shown.
Gap in plot line indicates sample not able to be collected due to site conditions, or that ports were not sampled on the same day of the quarterly event.

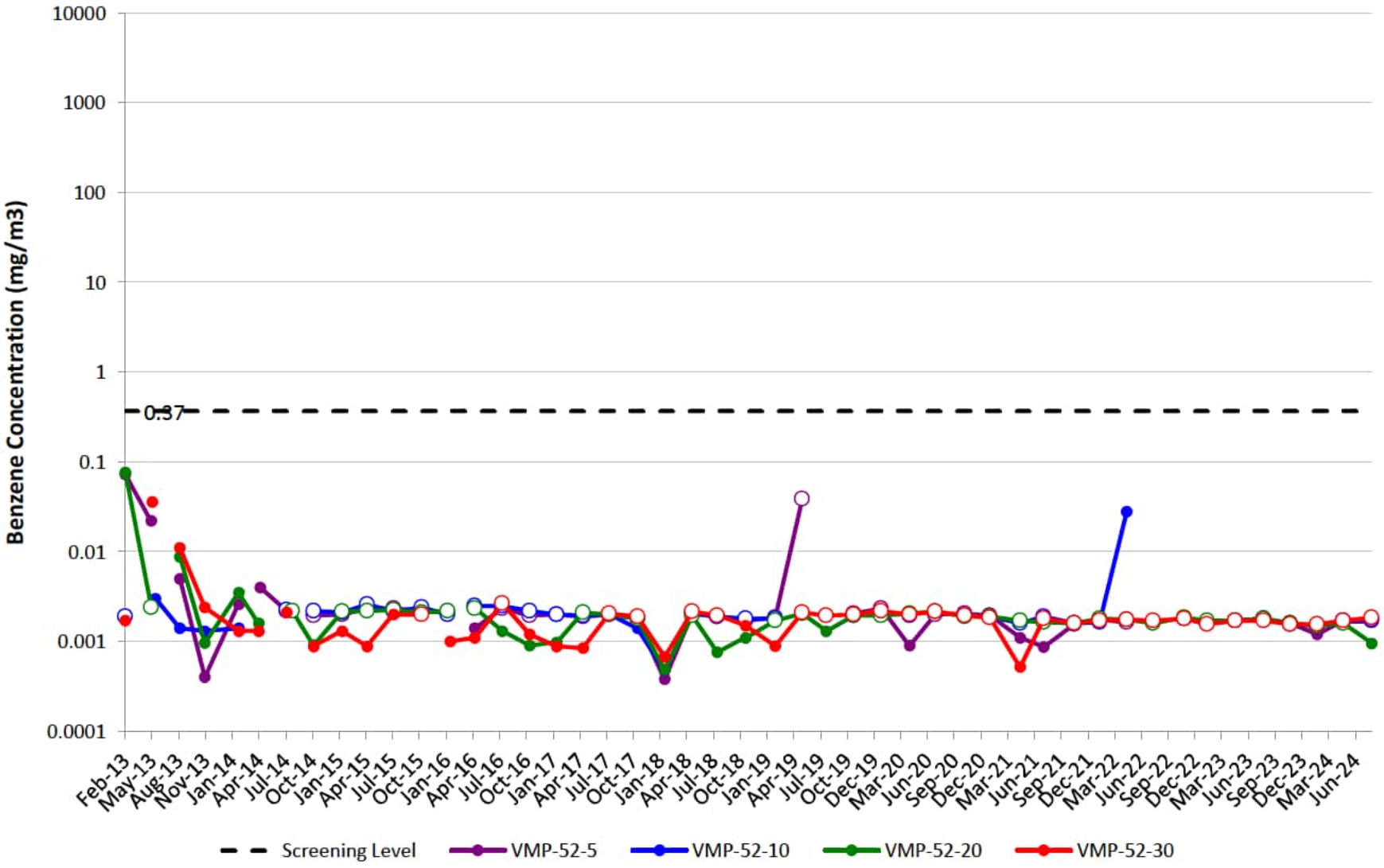

VMP-53

Note: Open circles are non-detect results shown at ½ the reporting limit (PQL). Maximum result from parent/duplicate pair shown.
Gap in plot line indicates sample not able to be collected due to site conditions, or that ports were not sampled on the same day of the quarterly event.

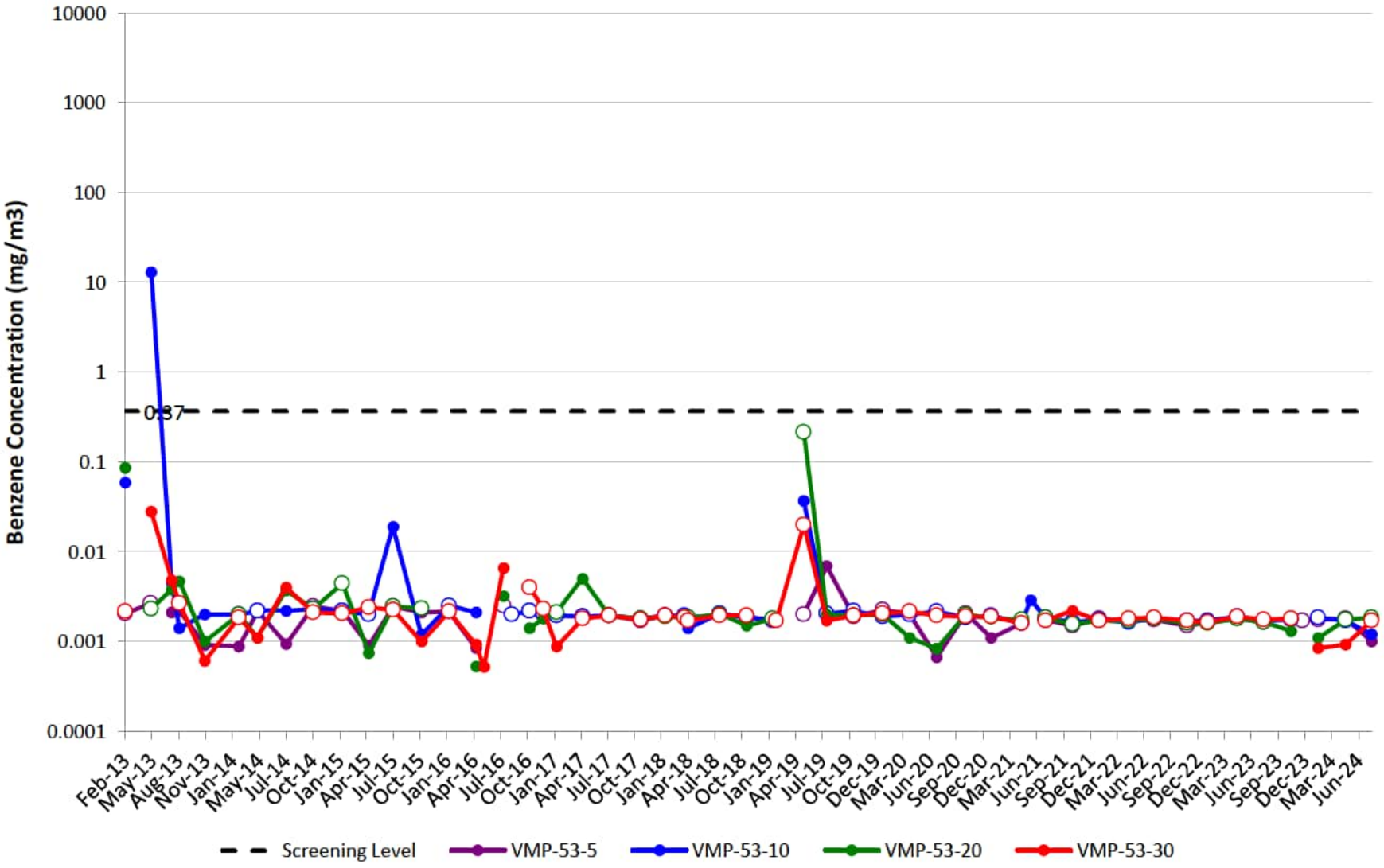

VMP-54

Note: Open circles are non-detect results shown at ½ the reporting limit (PQL). Maximum result from parent/duplicate pair shown.
Gap in plot line indicates sample not able to be collected due to site conditions, or that ports were not sampled on the same day of the quarterly event.

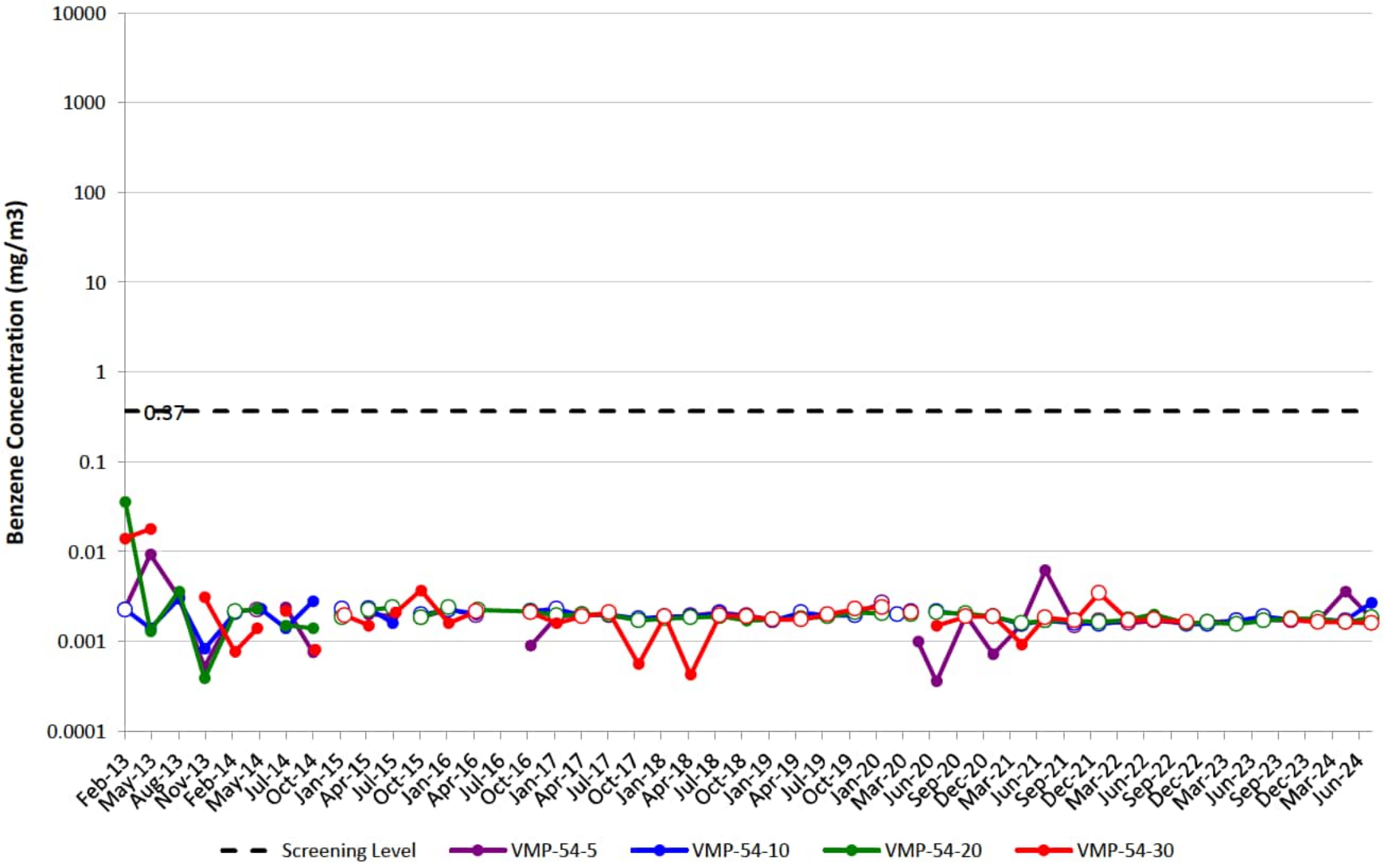

VMP-55

Note: Open circles are non-detect results shown at ½ the reporting limit (PQL). Maximum result from parent/duplicate pair shown.
Gap in plot line indicates sample not able to be collected due to site conditions, or that ports were not sampled on the same day of the quarterly event.

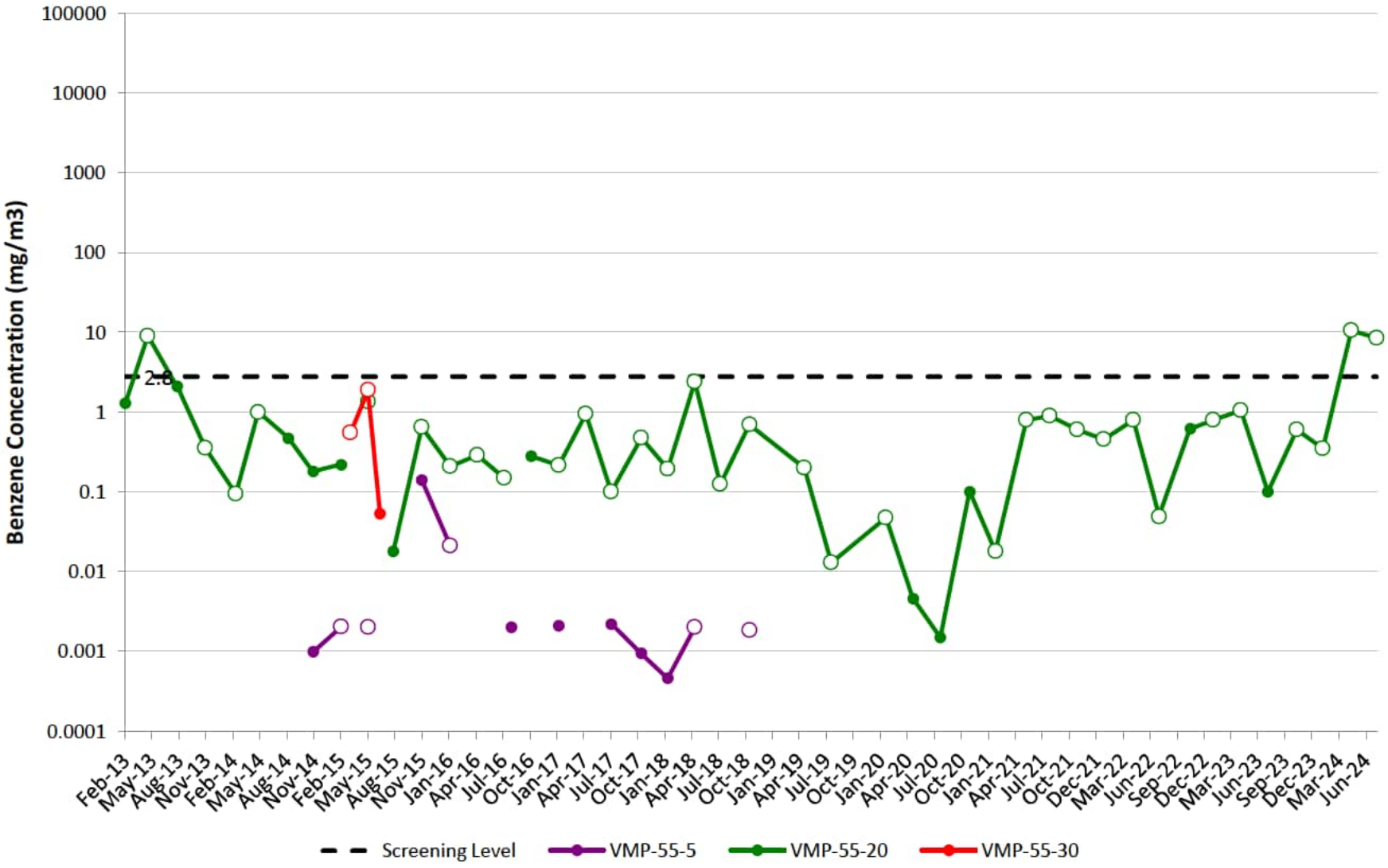

VMP-56

Note: Open circles are non-detect results shown at ½ the reporting limit (PQL). Maximum result from parent/duplicate pair shown.
Gap in plot line indicates sample not able to be collected due to site conditions, or that ports were not sampled on the same day of the quarterly event.

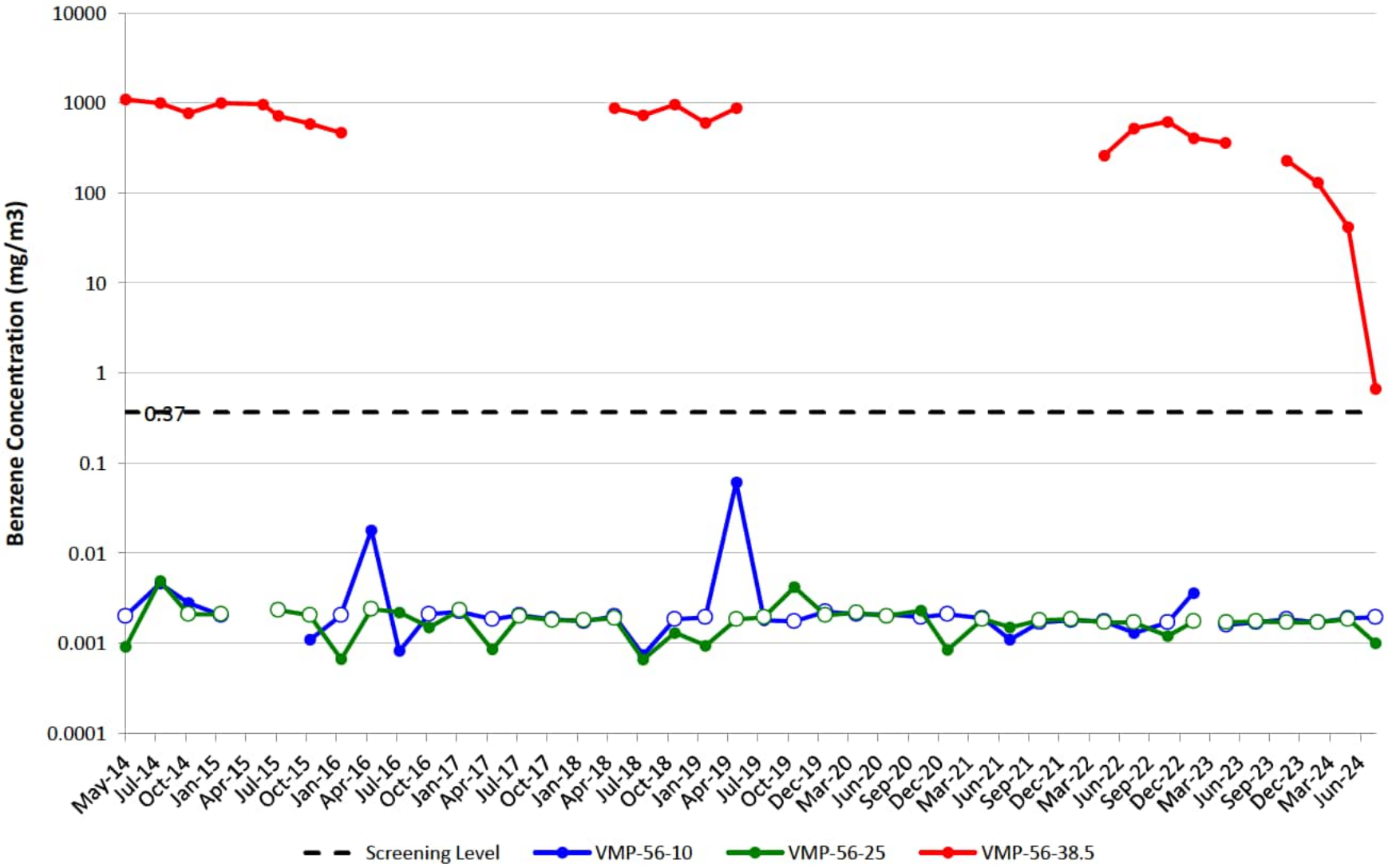

VMP-62

Note: Open circles are non-detect results shown at ½ the reporting limit (PQL). Maximum result from parent/duplicate pair shown.
Gap in plot line indicates sample not able to be collected due to site conditions, or that ports were not sampled on the same day of the quarterly event.

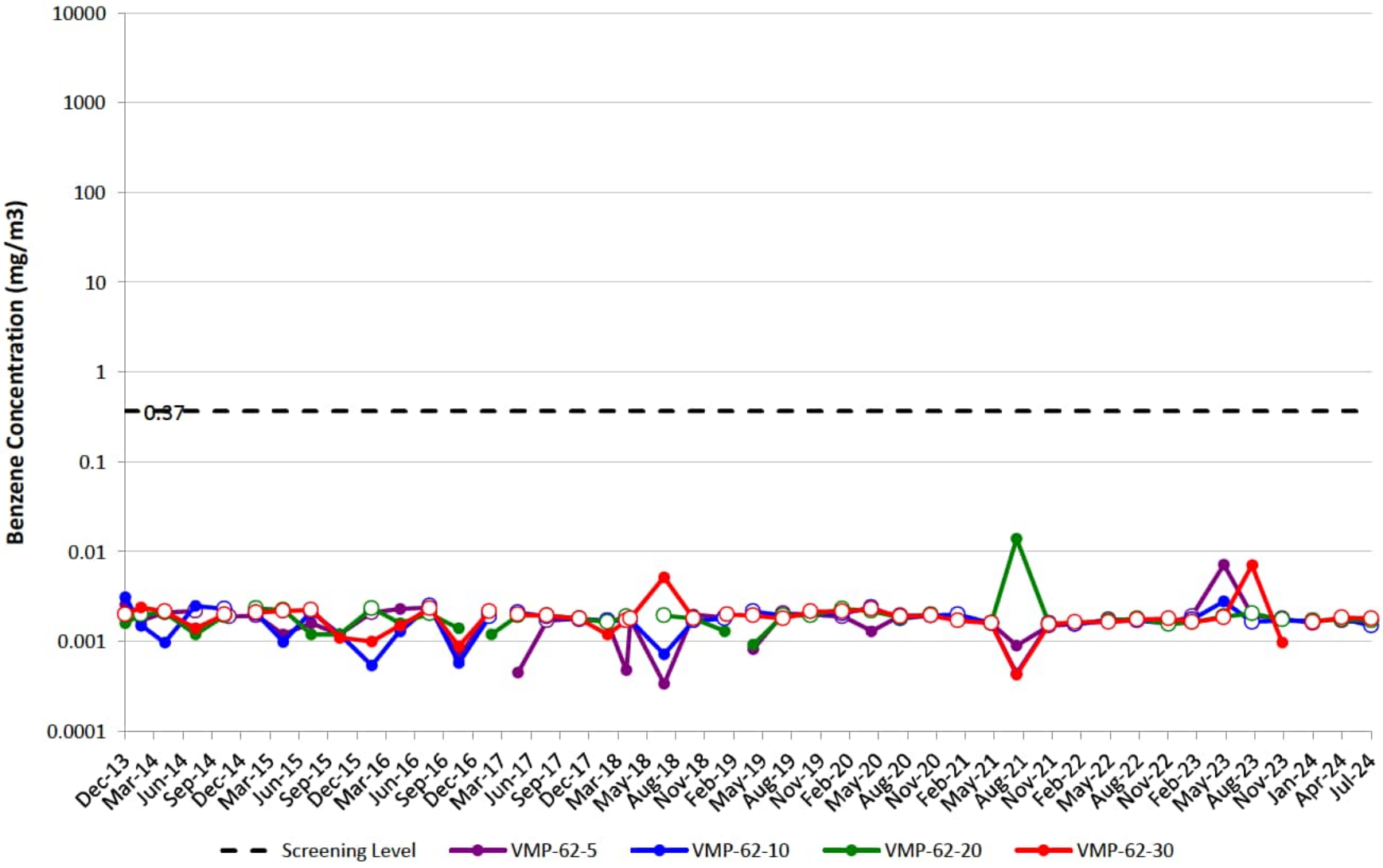

VMP-63

Note: Open circles are non-detect results shown at ½ the reporting limit (PQL). Maximum result from parent/duplicate pair shown.
Gap in plot line indicates sample not able to be collected due to site conditions, or that ports were not sampled on the same day of the quarterly event.

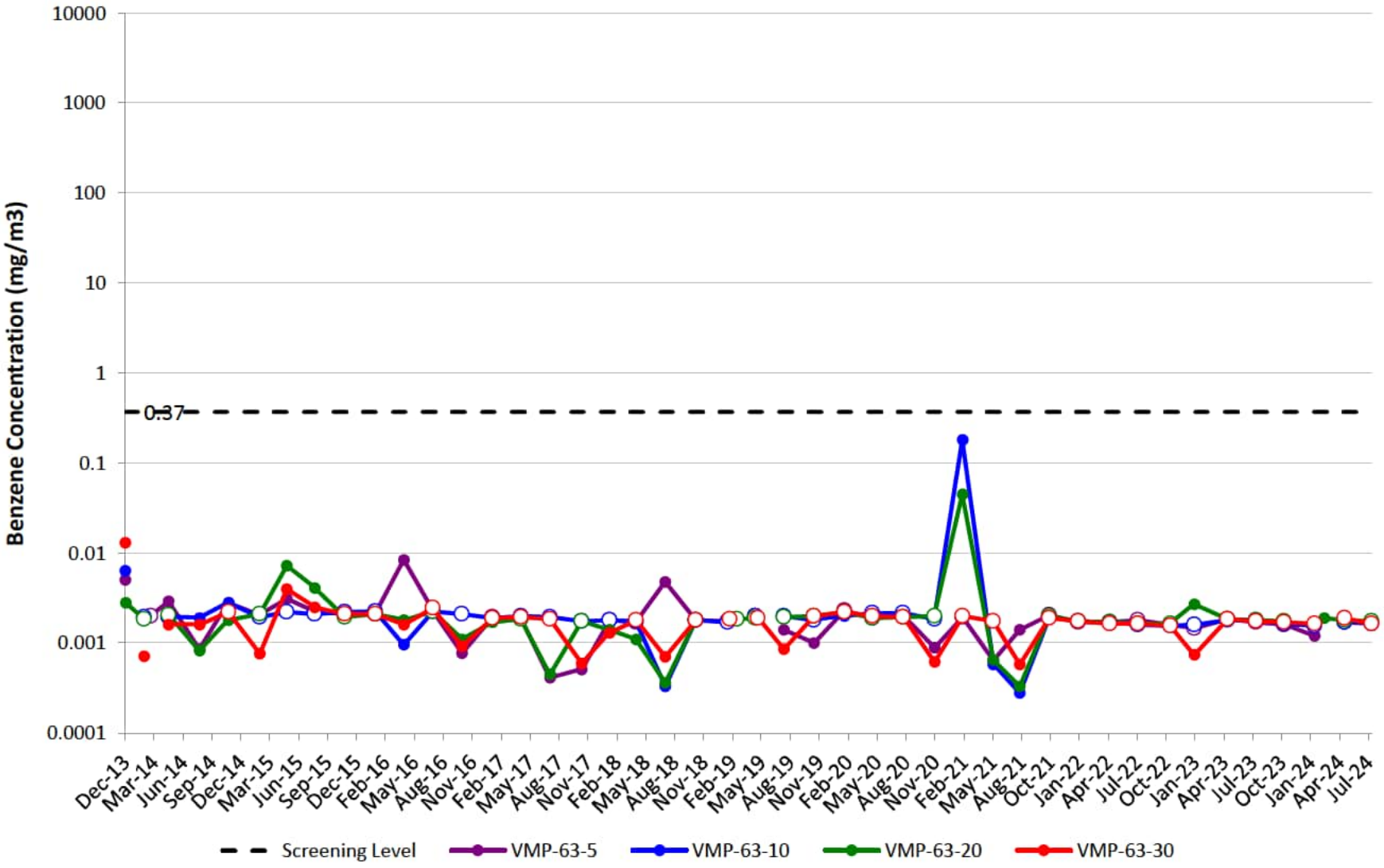

VMP-64

Note: Open circles are non-detect results shown at ½ the reporting limit (PQL). Maximum result from parent/duplicate pair shown.
Gap in plot line indicates sample not able to be collected due to site conditions, or that ports were not sampled on the same day of the quarterly event.

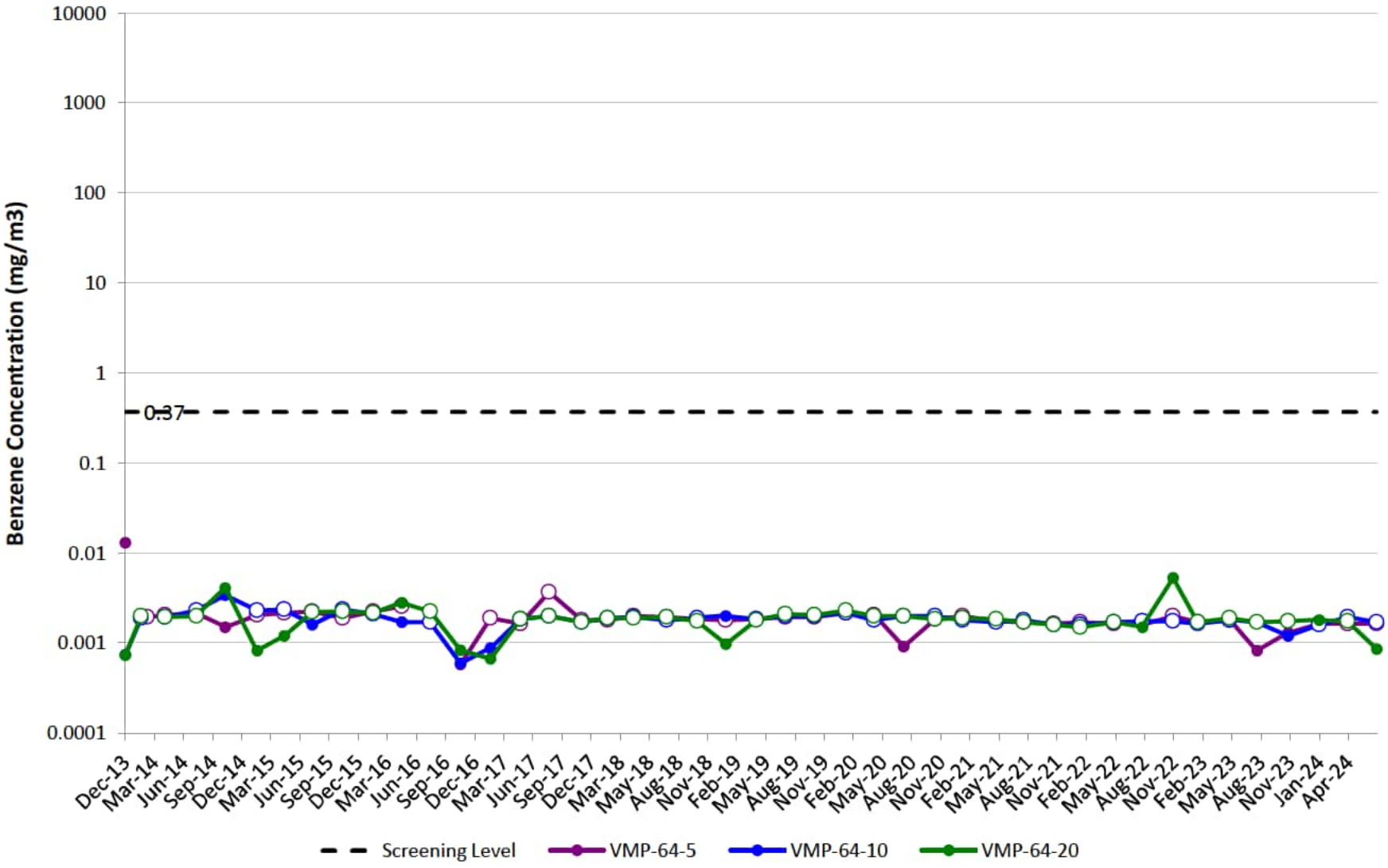

VMP-1

Note: Open circles are non-detect results shown at ½ the reporting limit (PQL). Maximum result from parent/duplicate pair shown.
Gap in plot line indicates sample not able to be collected due to site conditions, or that ports were not sampled on the same day of the quarterly event.

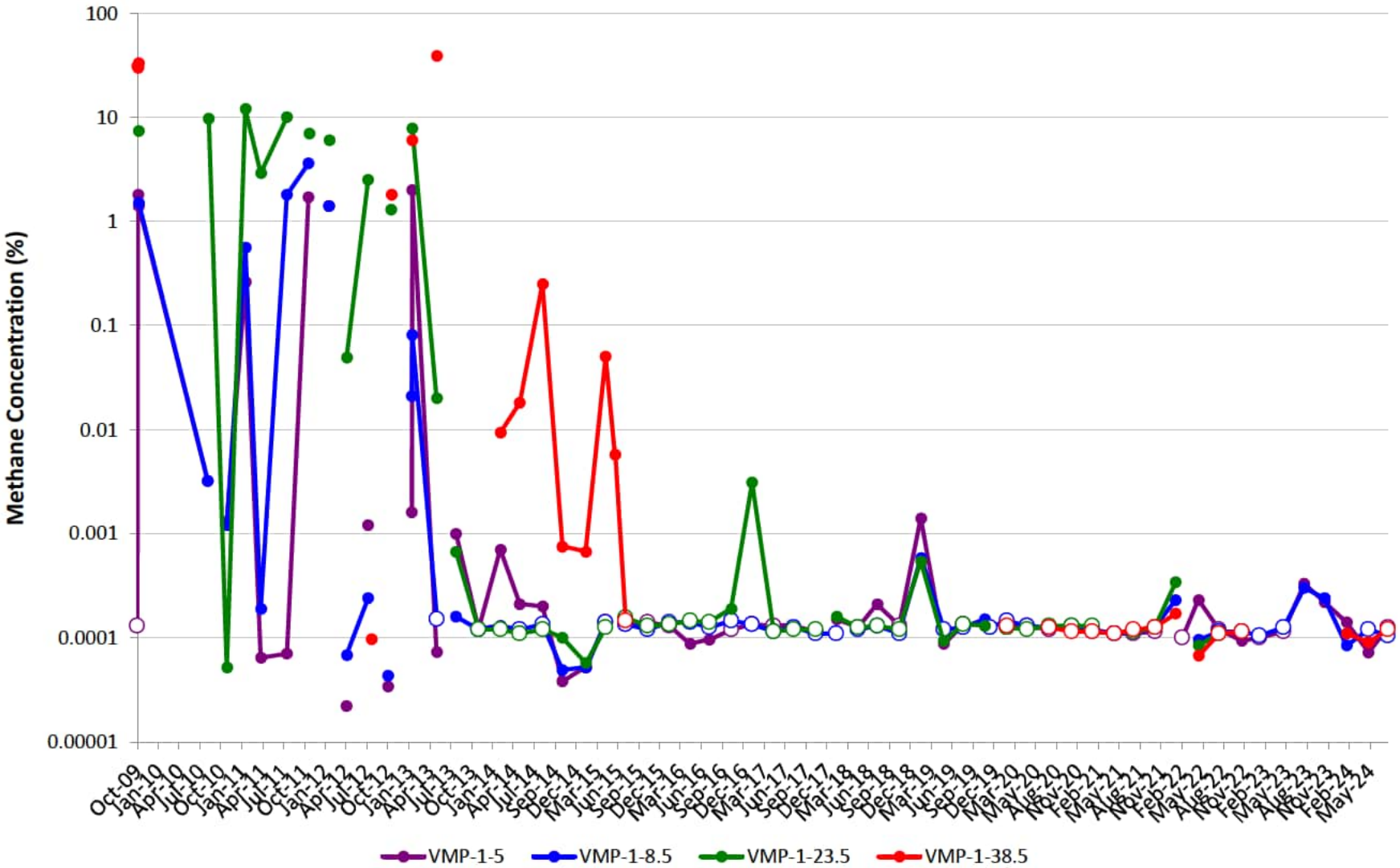

VMP-2

Note: Open circles are non-detect results shown at ½ the reporting limit (PQL). Maximum result from parent/duplicate pair shown.
Gap in plot line indicates sample not able to be collected due to site conditions, or that ports were not sampled on the same day of the quarterly event.

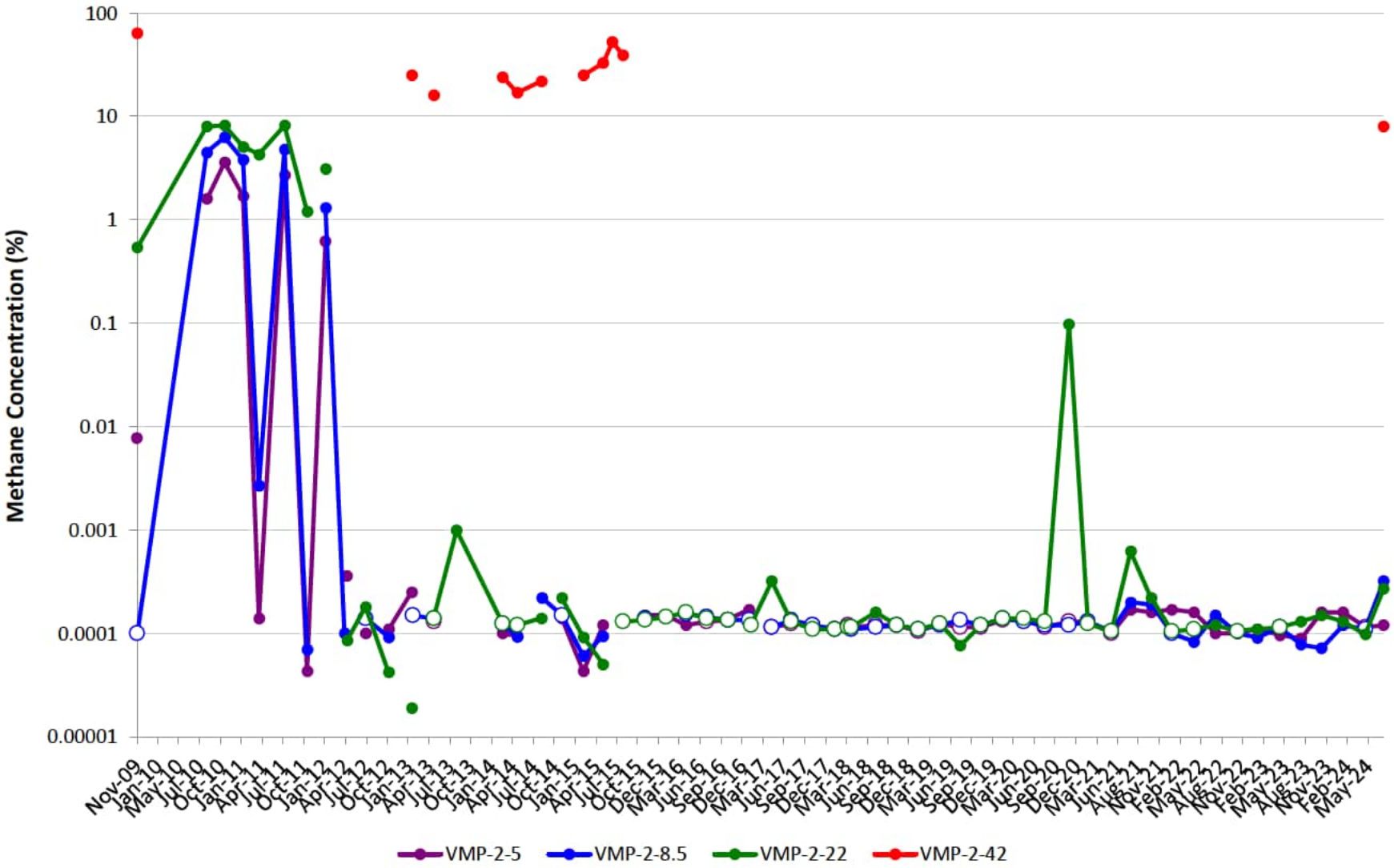

VMP-3

Note: Open circles are non-detect results shown at ½ the reporting limit (PQL). Maximum result from parent/duplicate pair shown.
Gap in plot line indicates sample not able to be collected due to site conditions, or that ports were not sampled on the same day of the quarterly event.

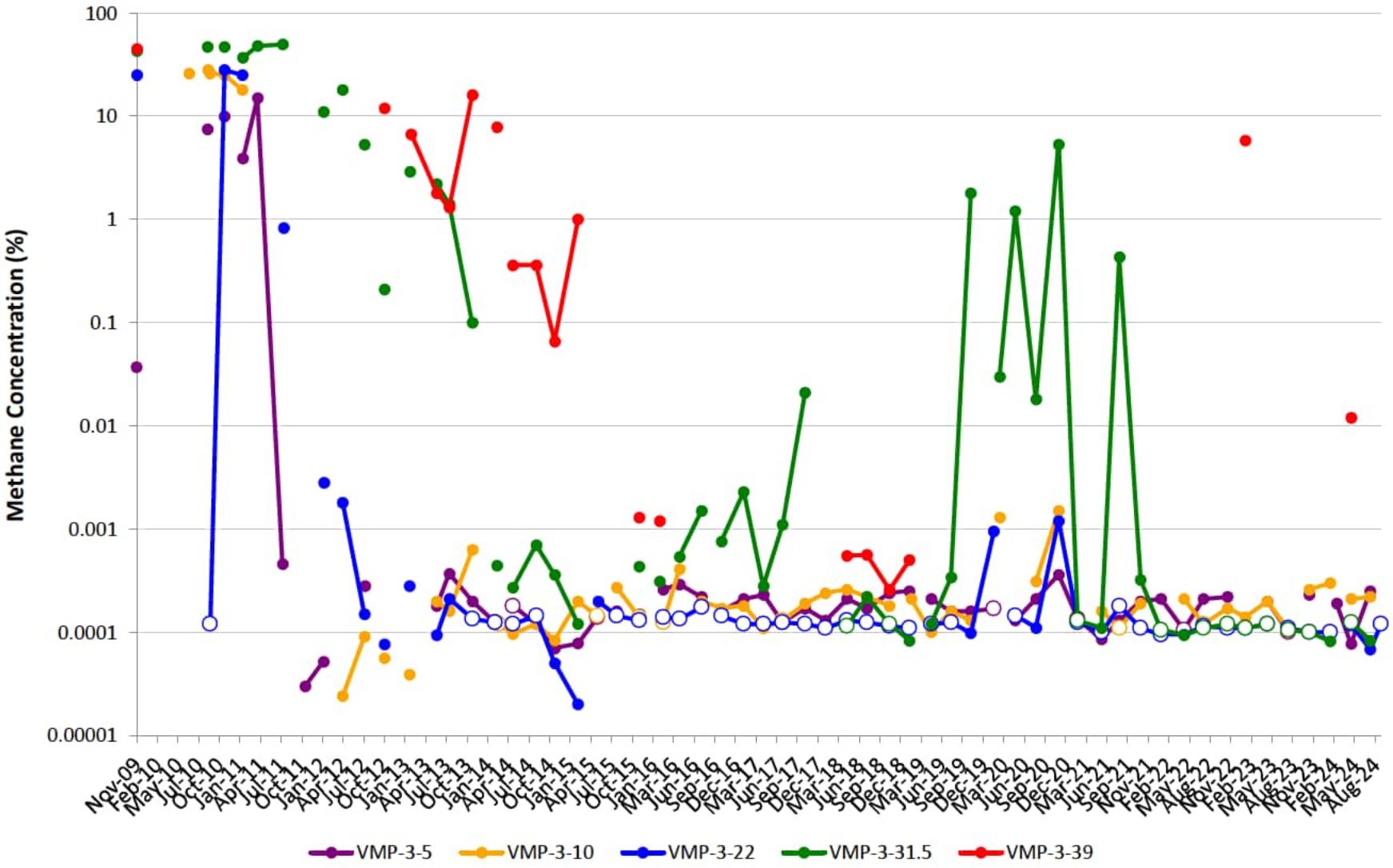

VMP-4

Note: Open circles are non-detect results shown at ½ the reporting limit (PQL). Maximum result from parent/duplicate pair shown.
Gap in plot line indicates sample not able to be collected due to site conditions, or that ports were not sampled on the same day of the quarterly event.

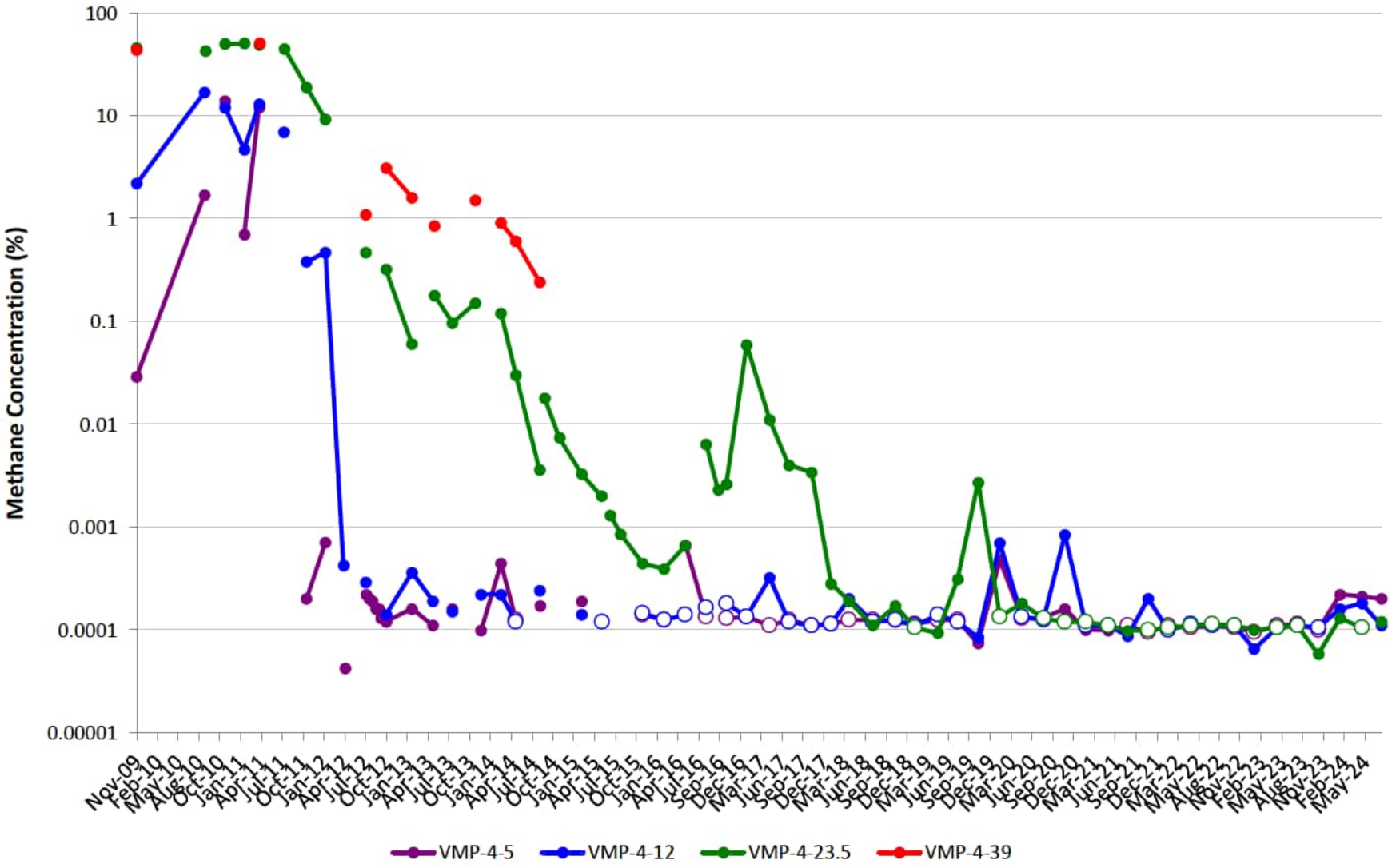

VMP-5

Note: Open circles are non-detect results shown at ½ the reporting limit (PQL). Maximum result from parent/duplicate pair shown.
Gap in plot line indicates sample not able to be collected due to site conditions, or that ports were not sampled on the same day of the quarterly event.

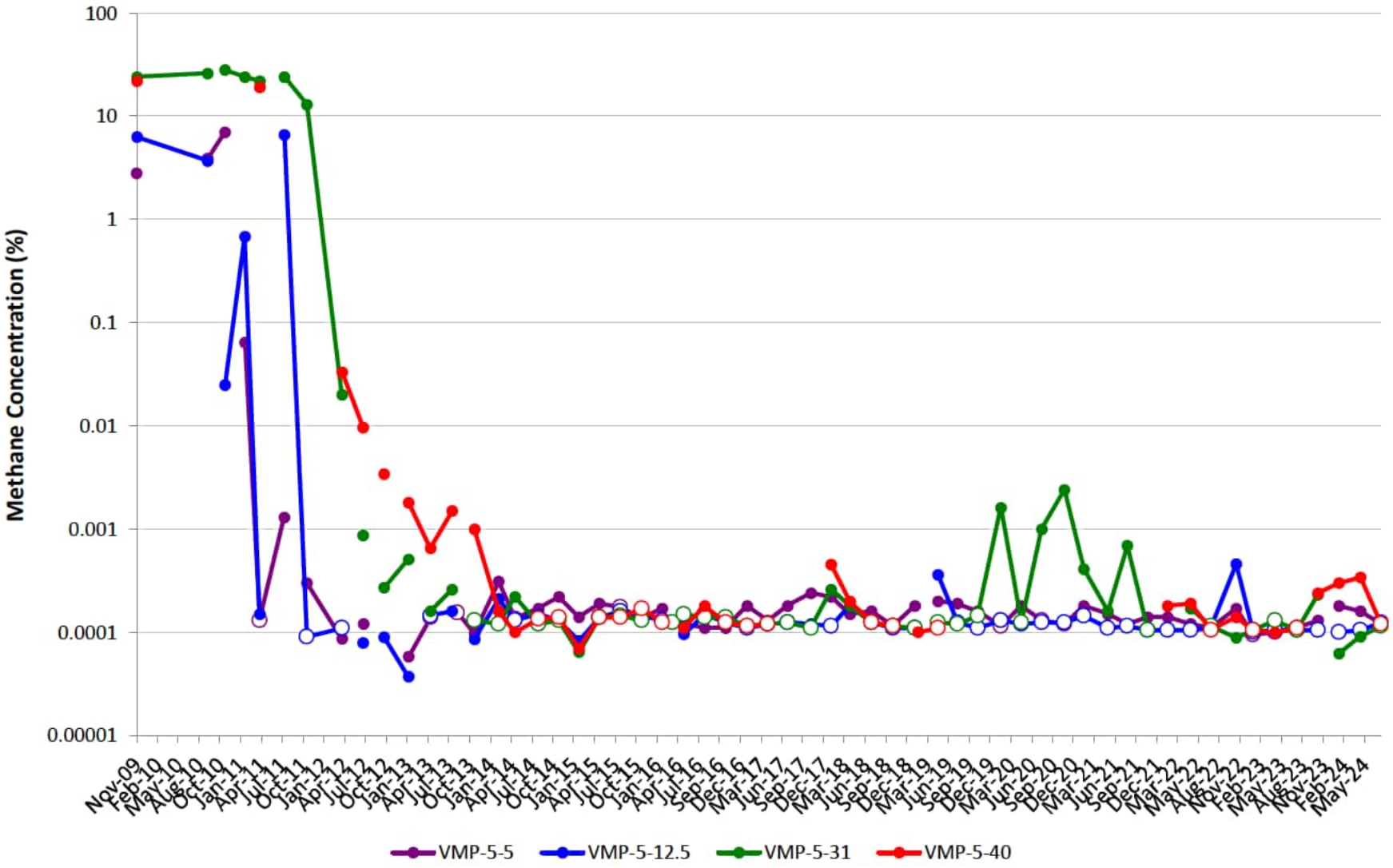

VMP-6

Note: Open circles are non-detect results shown at ½ the reporting limit (PQL). Maximum result from parent/duplicate pair shown.
Gap in plot line indicates sample not able to be collected due to site conditions, or that ports were not sampled on the same day of the quarterly event.

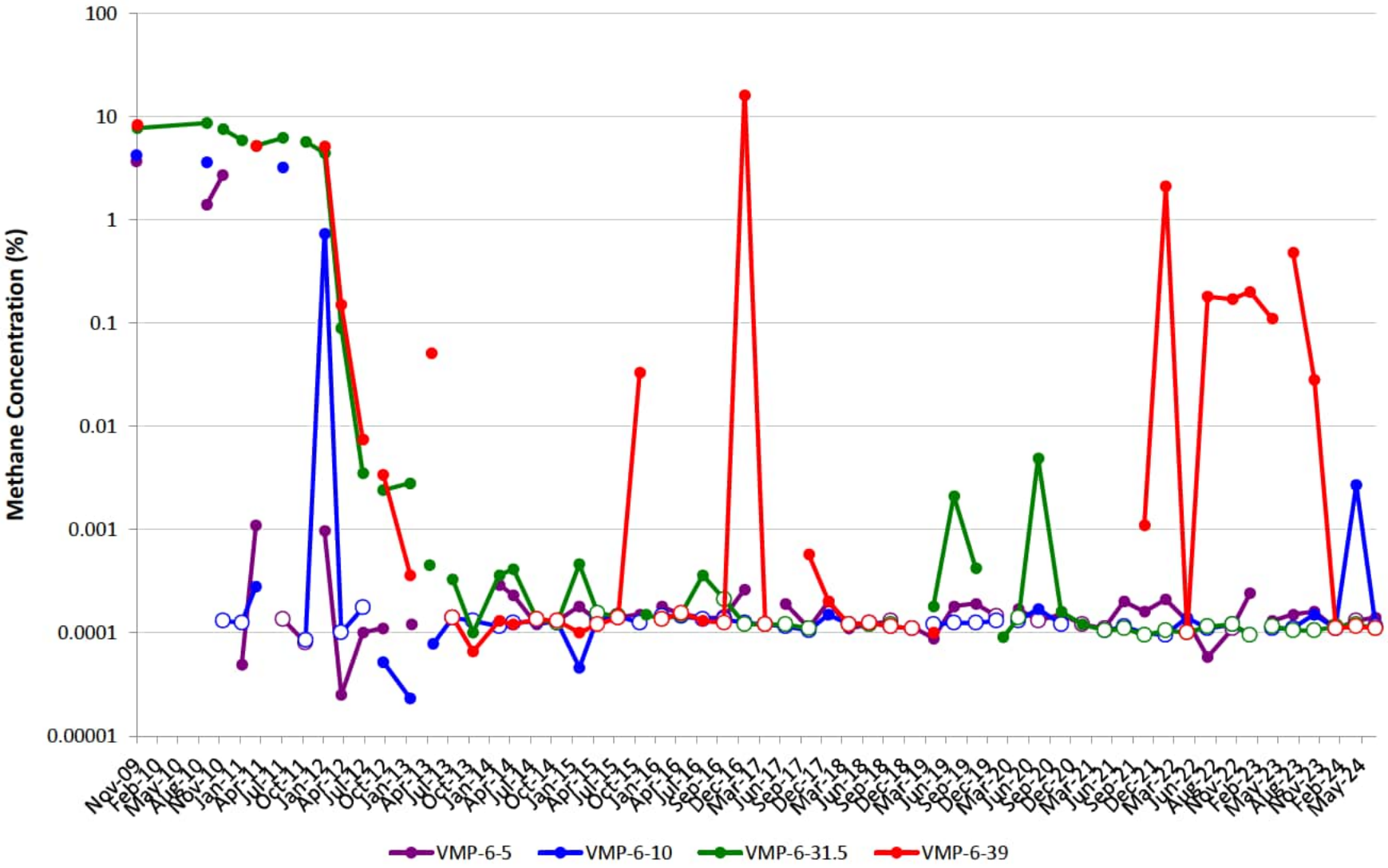

VMP-7

Note: Open circles are non-detect results shown at ½ the reporting limit (PQL). Maximum result from parent/duplicate pair shown.
Gap in plot line indicates sample not able to be collected due to site conditions, or that ports were not sampled on the same day of the quarterly event.

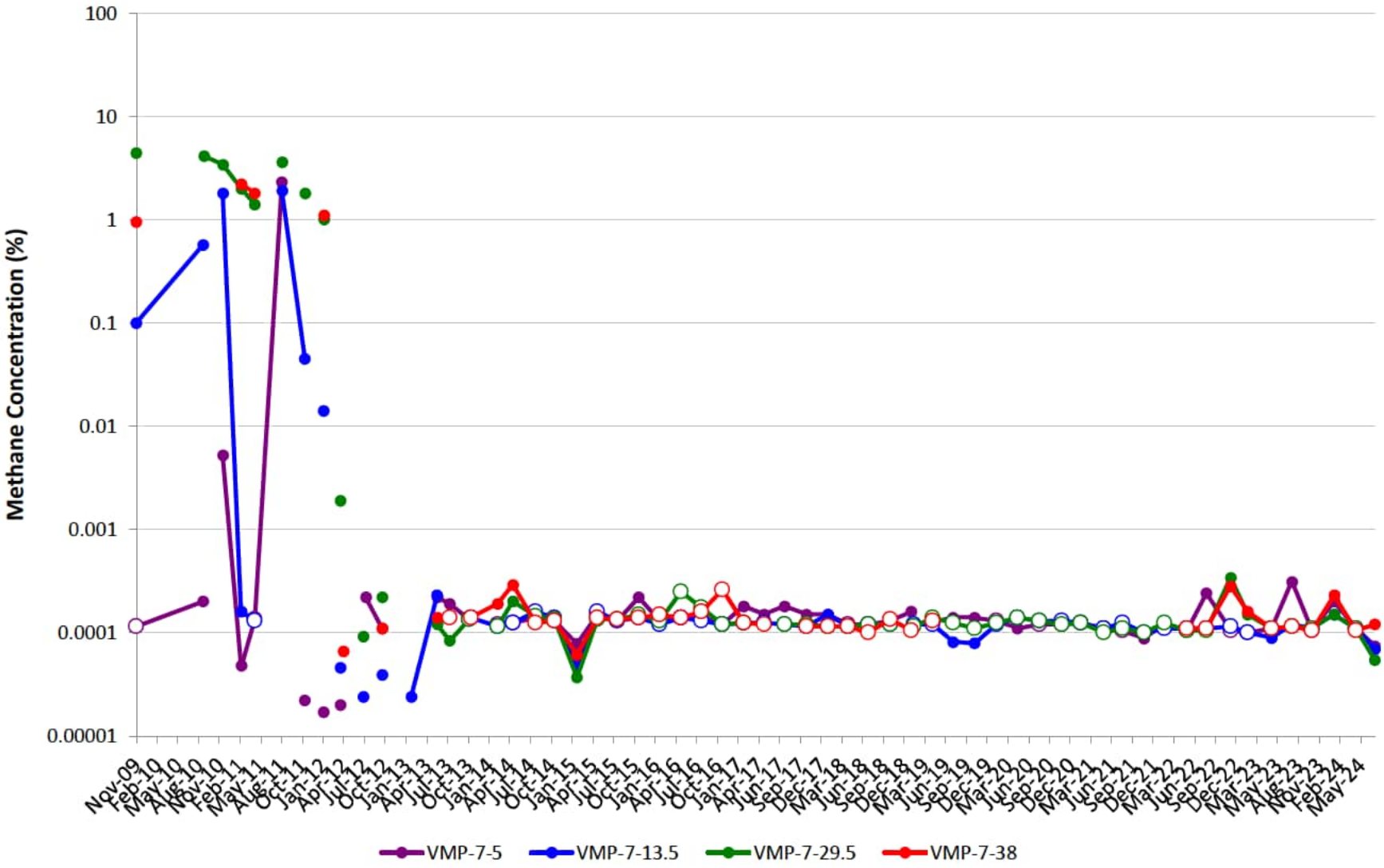

VMP-8

Note: Open circles are non-detect results shown at ½ the reporting limit (PQL). Maximum result from parent/duplicate pair shown.
Gap in plot line indicates sample not able to be collected due to site conditions, or that ports were not sampled on the same day of the quarterly event.

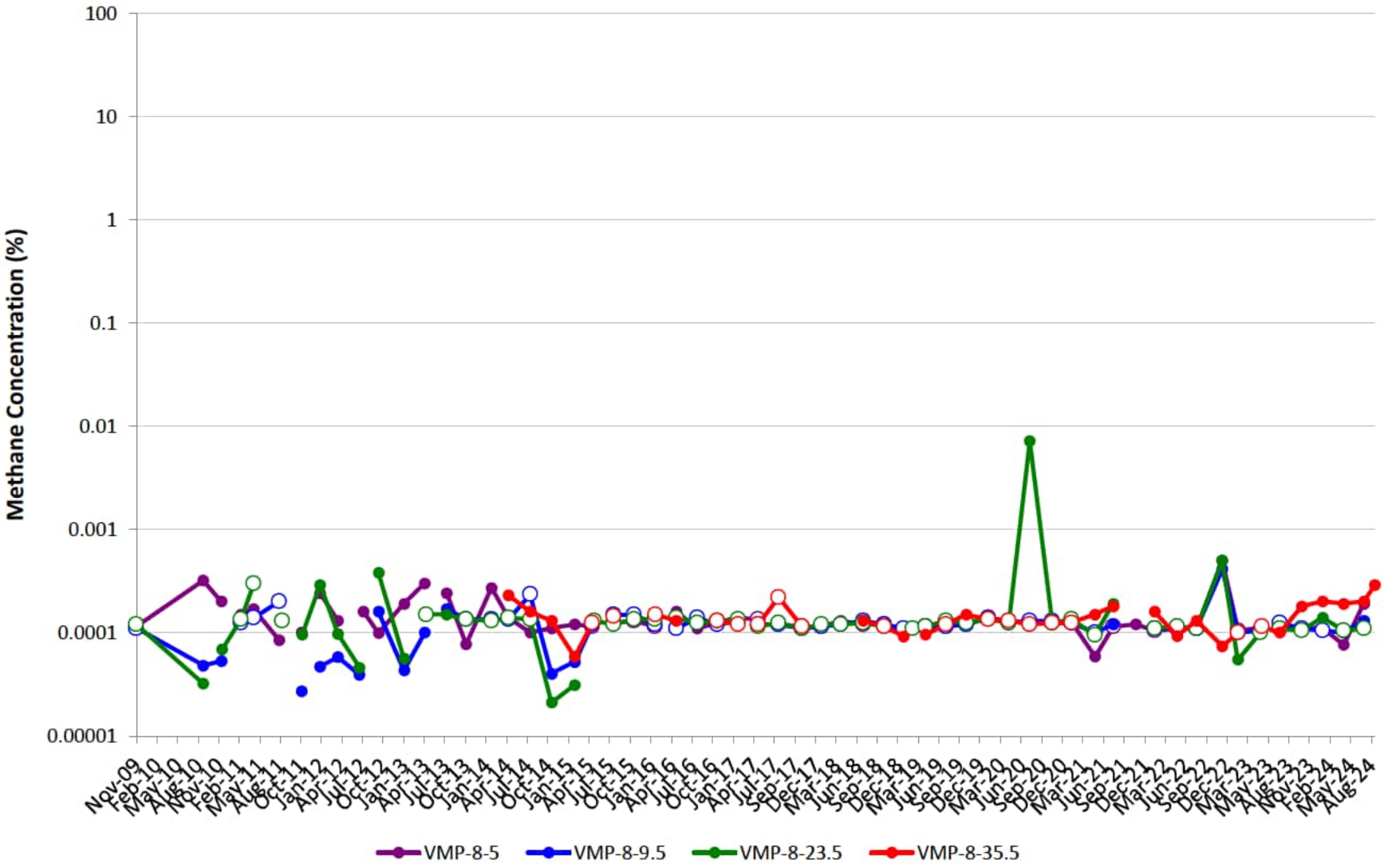

VMP-9

Note: Open circles are non-detect results shown at ½ the reporting limit (PQL). Maximum result from parent/duplicate pair shown.
Gap in plot line indicates sample not able to be collected due to site conditions, or that ports were not sampled on the same day of the quarterly event.

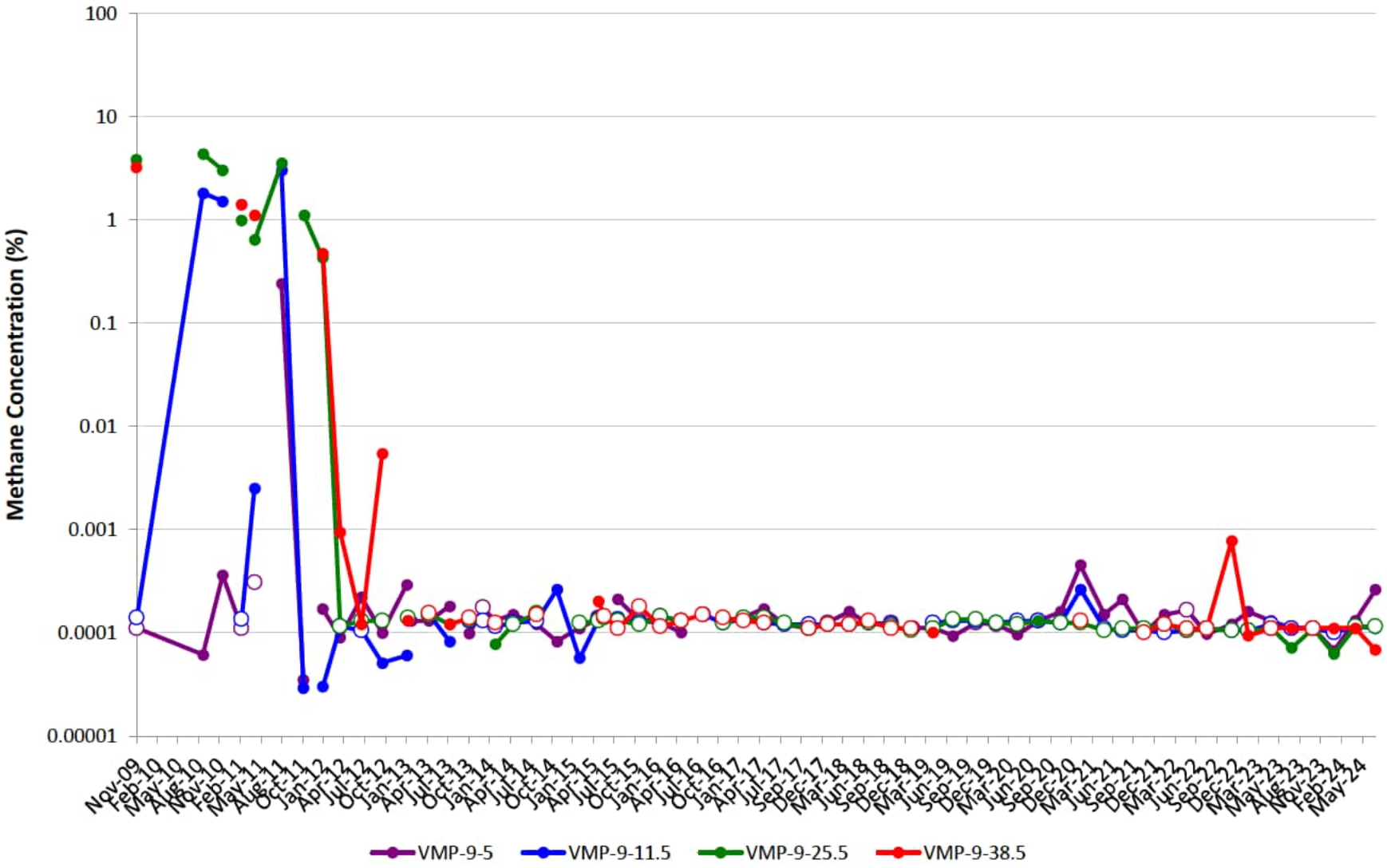

VMP-10

Note: Open circles are non-detect results shown at ½ the reporting limit (PQL). Maximum result from parent/duplicate pair shown.
Gap in plot line indicates sample not able to be collected due to site conditions, or that ports were not sampled on the same day of the quarterly event.

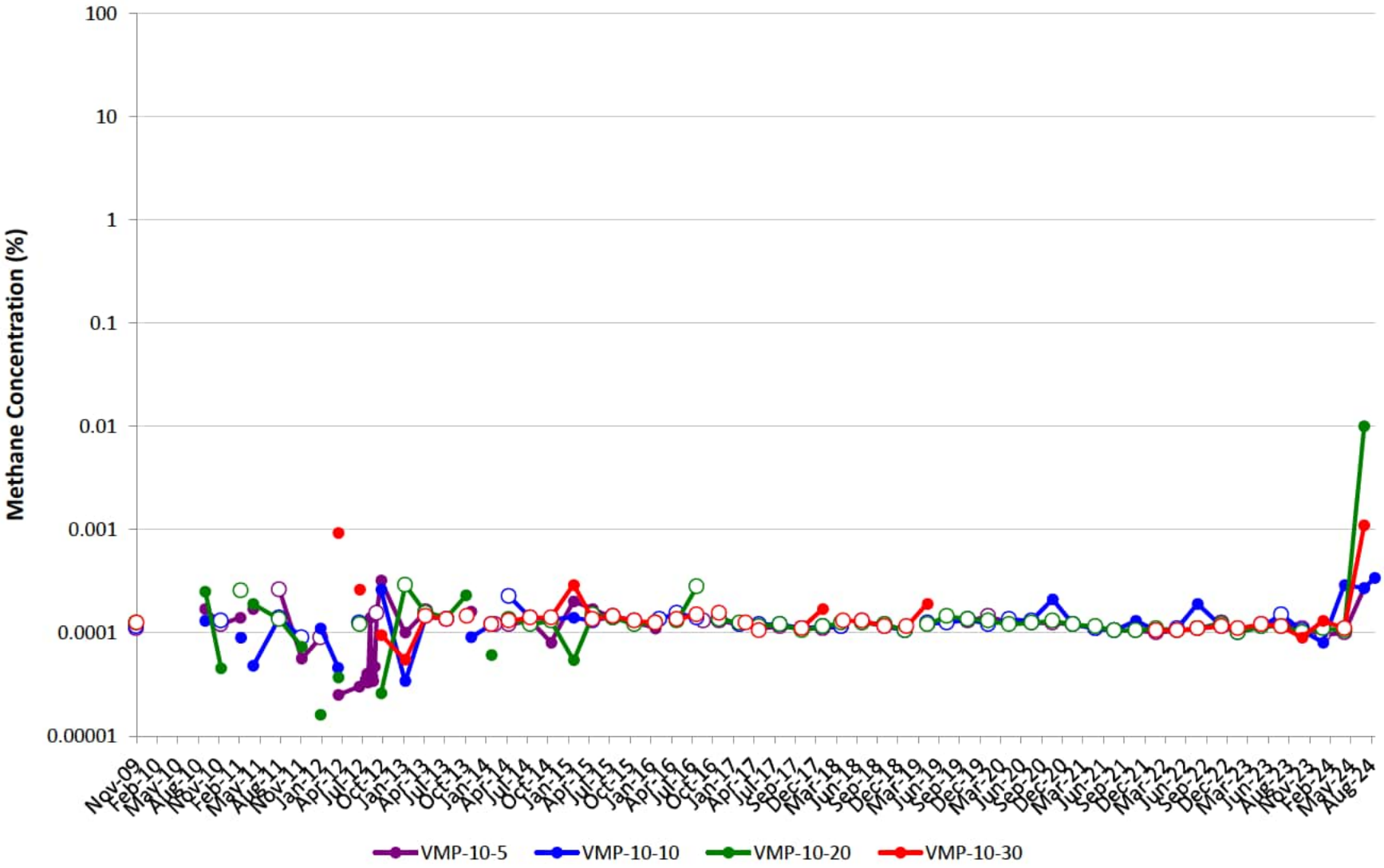

VMP-11

Note: Open circles are non-detect results shown at ½ the reporting limit (PQL). Maximum result from parent/duplicate pair shown.
Gap in plot line indicates sample not able to be collected due to site conditions, or that ports were not sampled on the same day of the quarterly event.

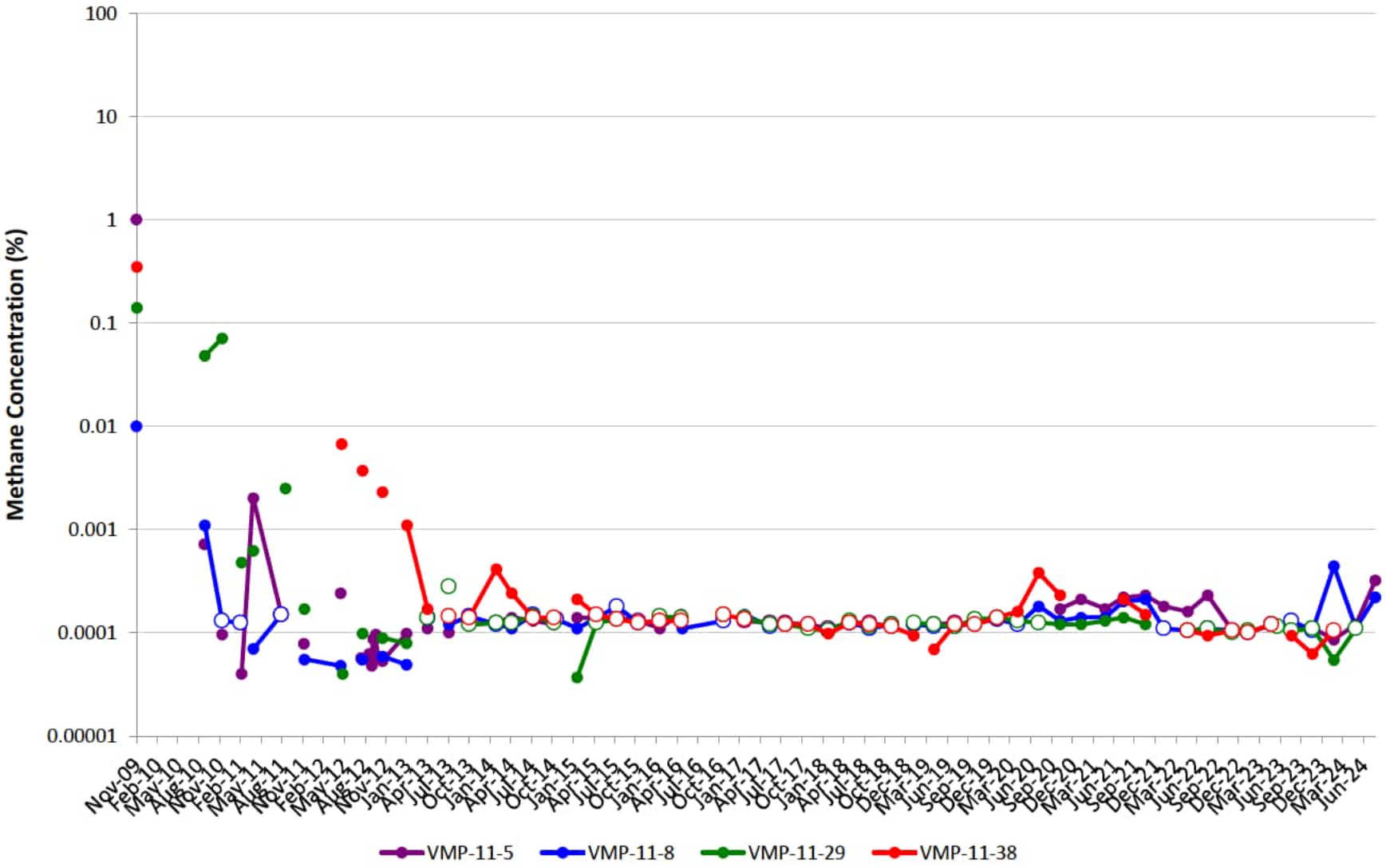

VMP-12

Note: Open circles are non-detect results shown at ½ the reporting limit (PQL). Maximum result from parent/duplicate pair shown.
Gap in plot line indicates sample not able to be collected due to site conditions, or that ports were not sampled on the same day of the quarterly event.

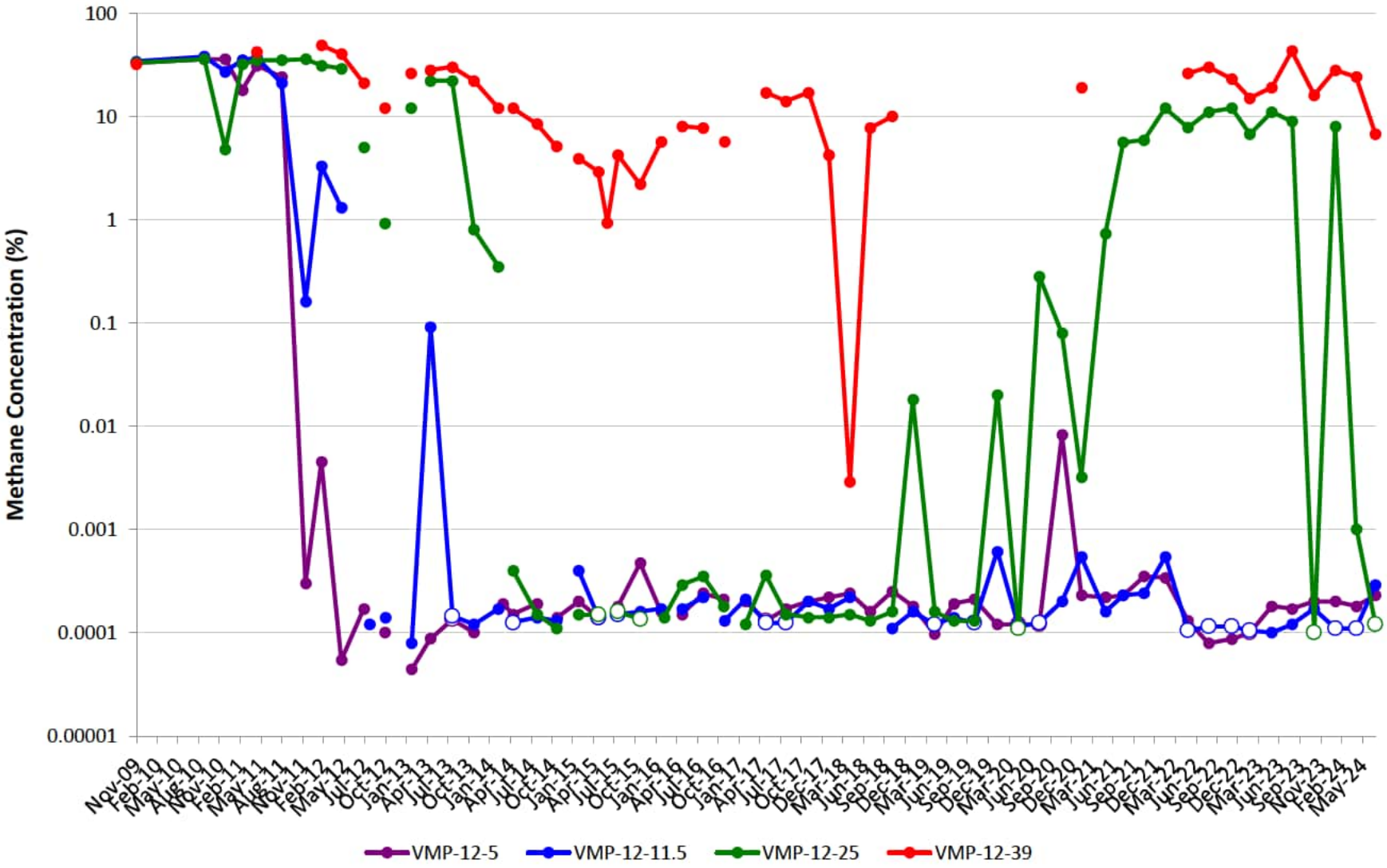

VMP-13

Note: Open circles are non-detect results shown at ½ the reporting limit (PQL). Maximum result from parent/duplicate pair shown.
Gap in plot line indicates sample not able to be collected due to site conditions, or that ports were not sampled on the same day of the quarterly event.

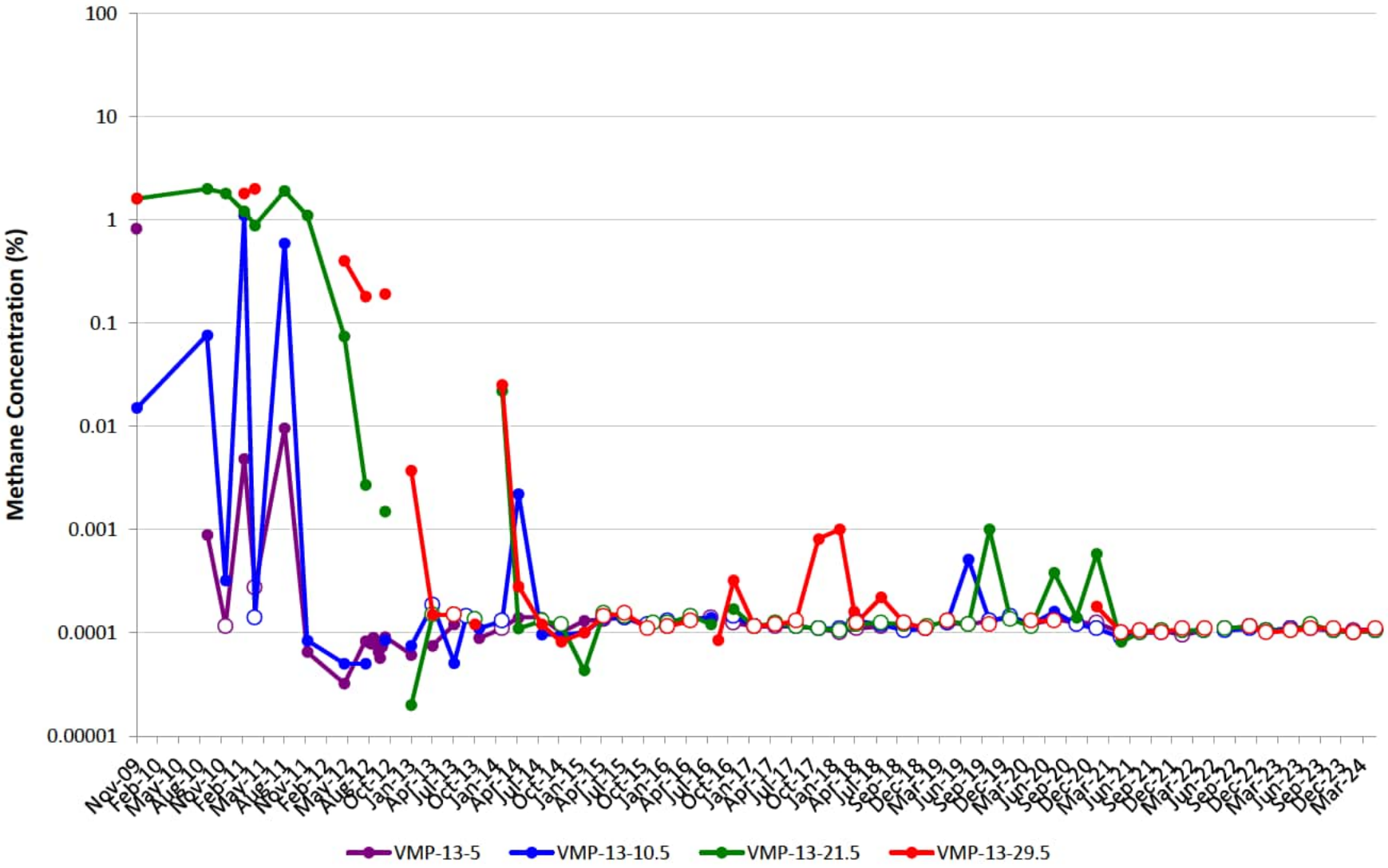

VMP-14

Note: Open circles are non-detect results shown at ½ the reporting limit (PQL). Maximum result from parent/duplicate pair shown.
Gap in plot line indicates sample not able to be collected due to site conditions, or that ports were not sampled on the same day of the quarterly event.

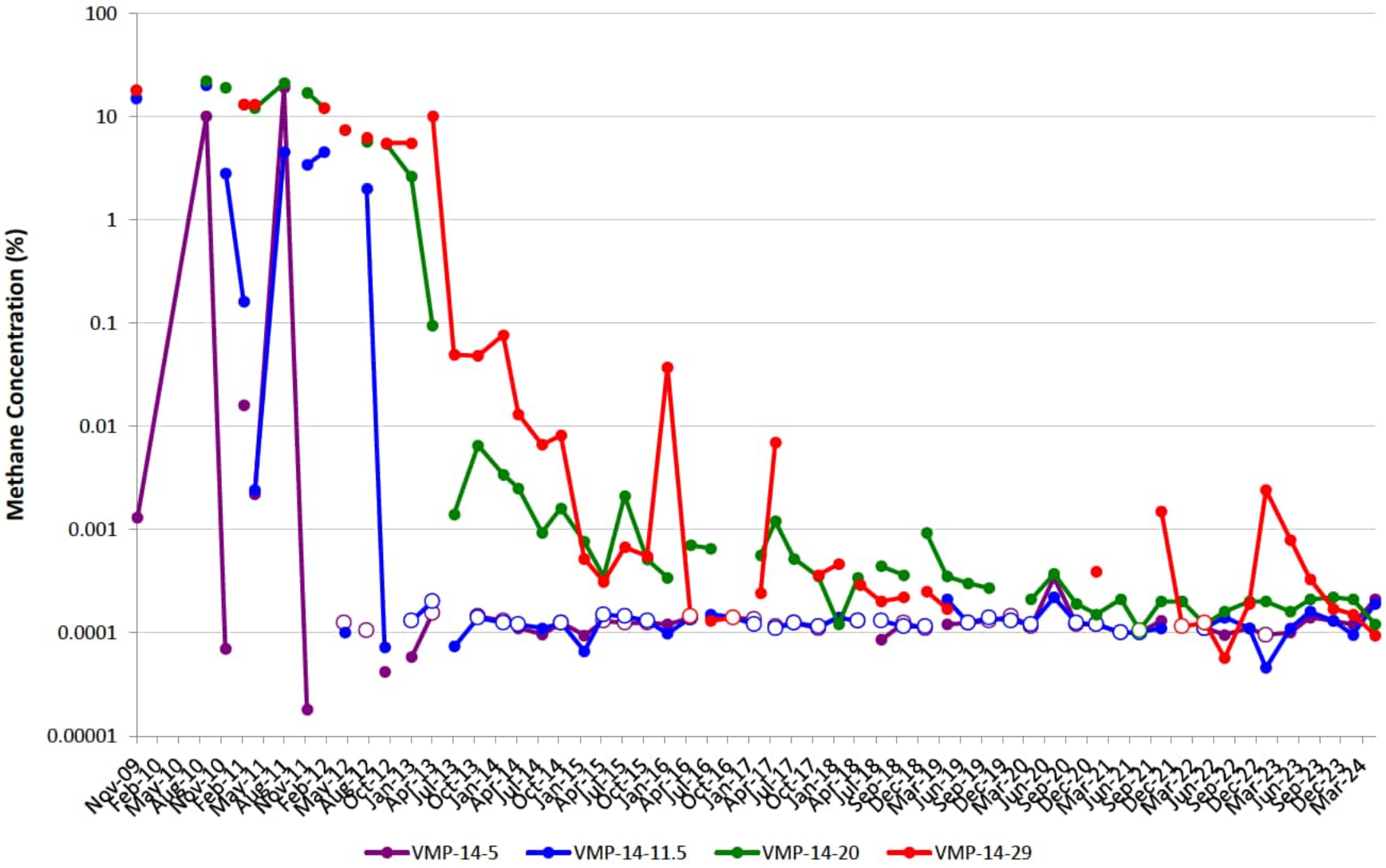

VMP-15

Note: Open circles are non-detect results shown at ½ the reporting limit (PQL). Maximum result from parent/duplicate pair shown.
Gap in plot line indicates sample not able to be collected due to site conditions, or that ports were not sampled on the same day of the quarterly event.

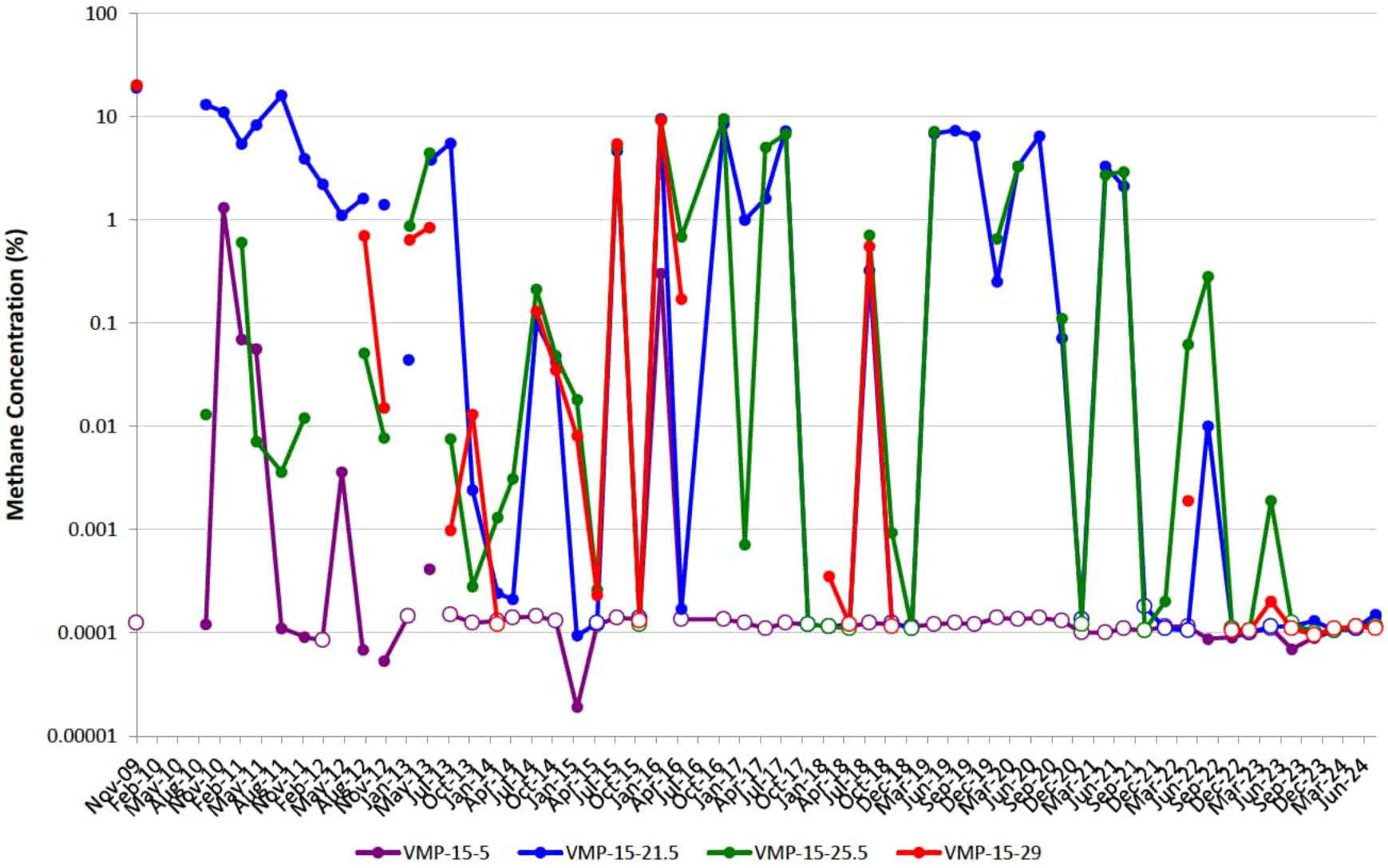

VMP-16

Note: Open circles are non-detect results shown at ½ the reporting limit (PQL). Maximum result from parent/duplicate pair shown.
Gap in plot line indicates sample not able to be collected due to site conditions, or that ports were not sampled on the same day of the quarterly event.

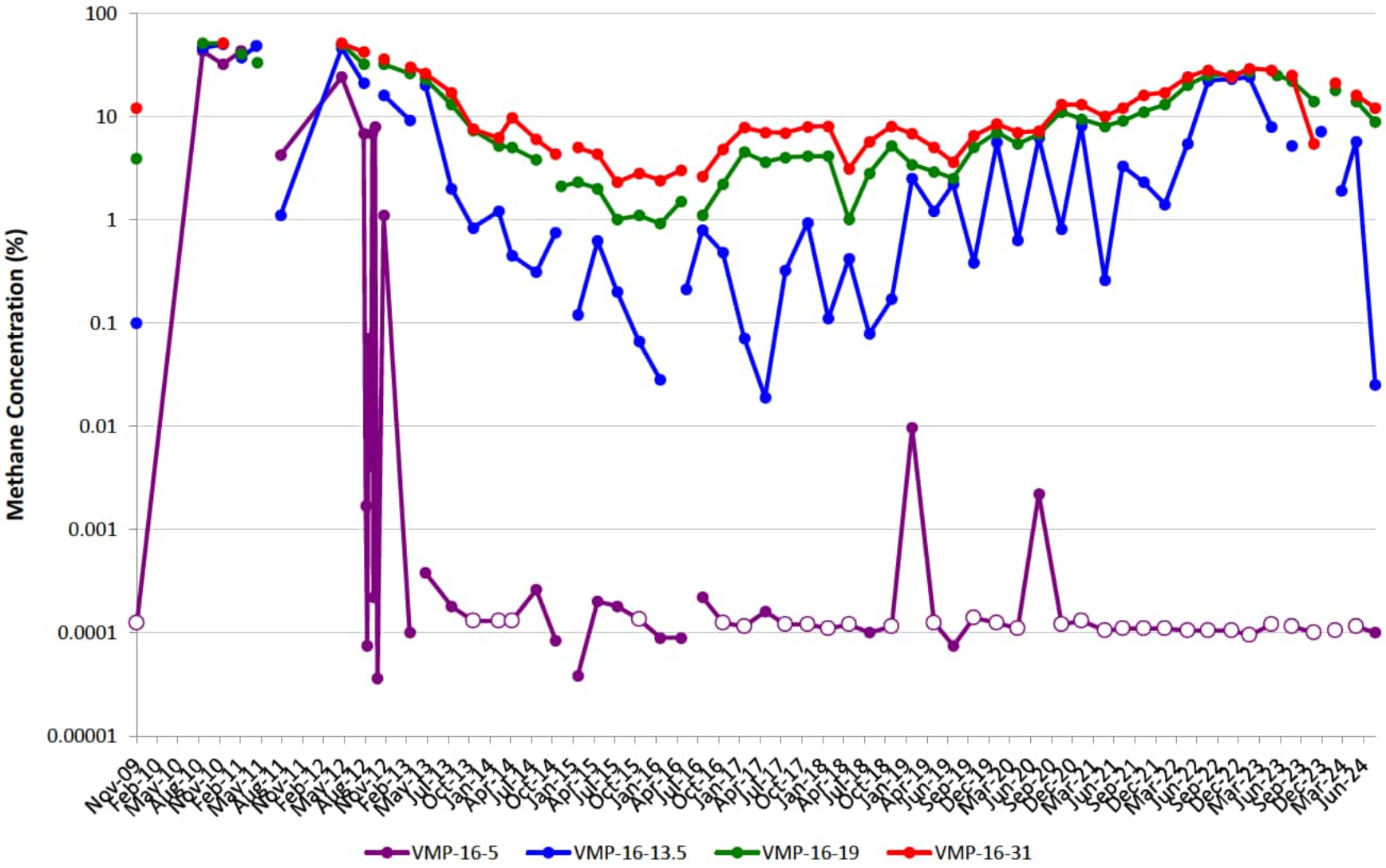

VMP-17

Note: Open circles are non-detect results shown at ½ the reporting limit (PQL). Maximum result from parent/duplicate pair shown.
Gap in plot line indicates sample not able to be collected due to site conditions, or that ports were not sampled on the same day of the quarterly event.

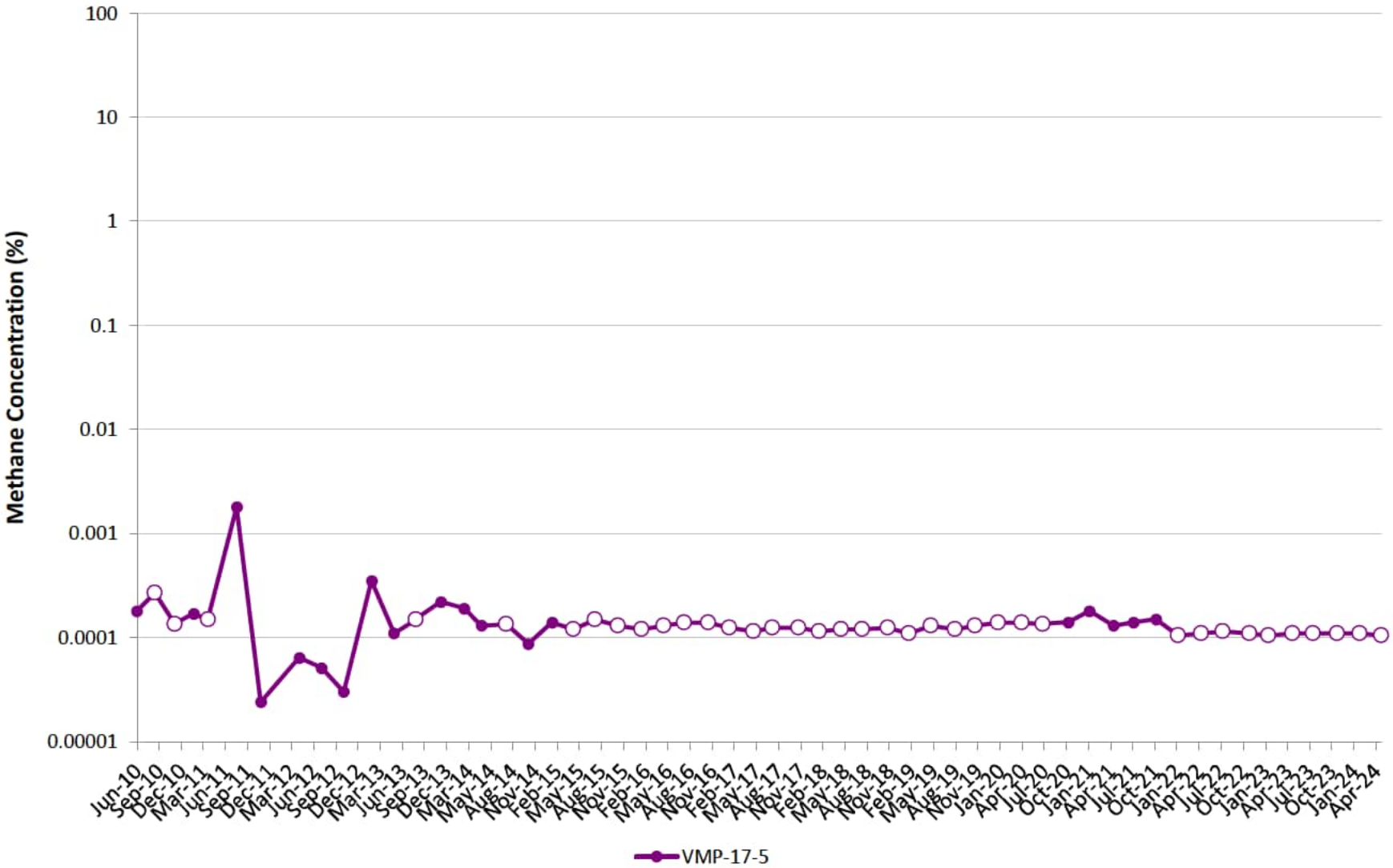

VMP-18

Note: Open circles are non-detect results shown at ½ the reporting limit (PQL). Maximum result from parent/duplicate pair shown.
Gap in plot line indicates sample not able to be collected due to site conditions, or that ports were not sampled on the same day of the quarterly event.

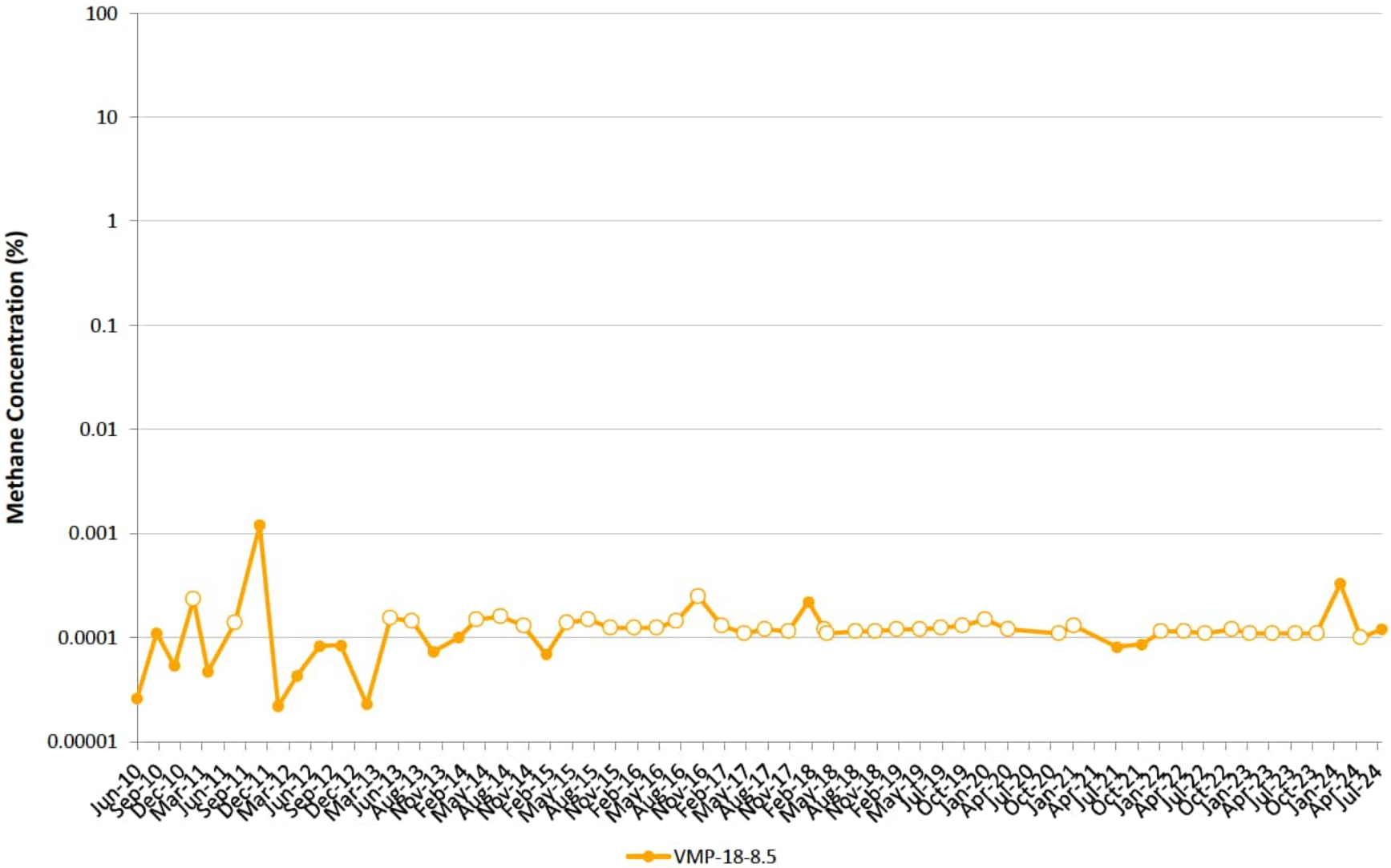

VMP-19

Note: Open circles are non-detect results shown at ½ the reporting limit (PQL). Maximum result from parent/duplicate pair shown.
Gap in plot line indicates sample not able to be collected due to site conditions, or that ports were not sampled on the same day of the quarterly event.

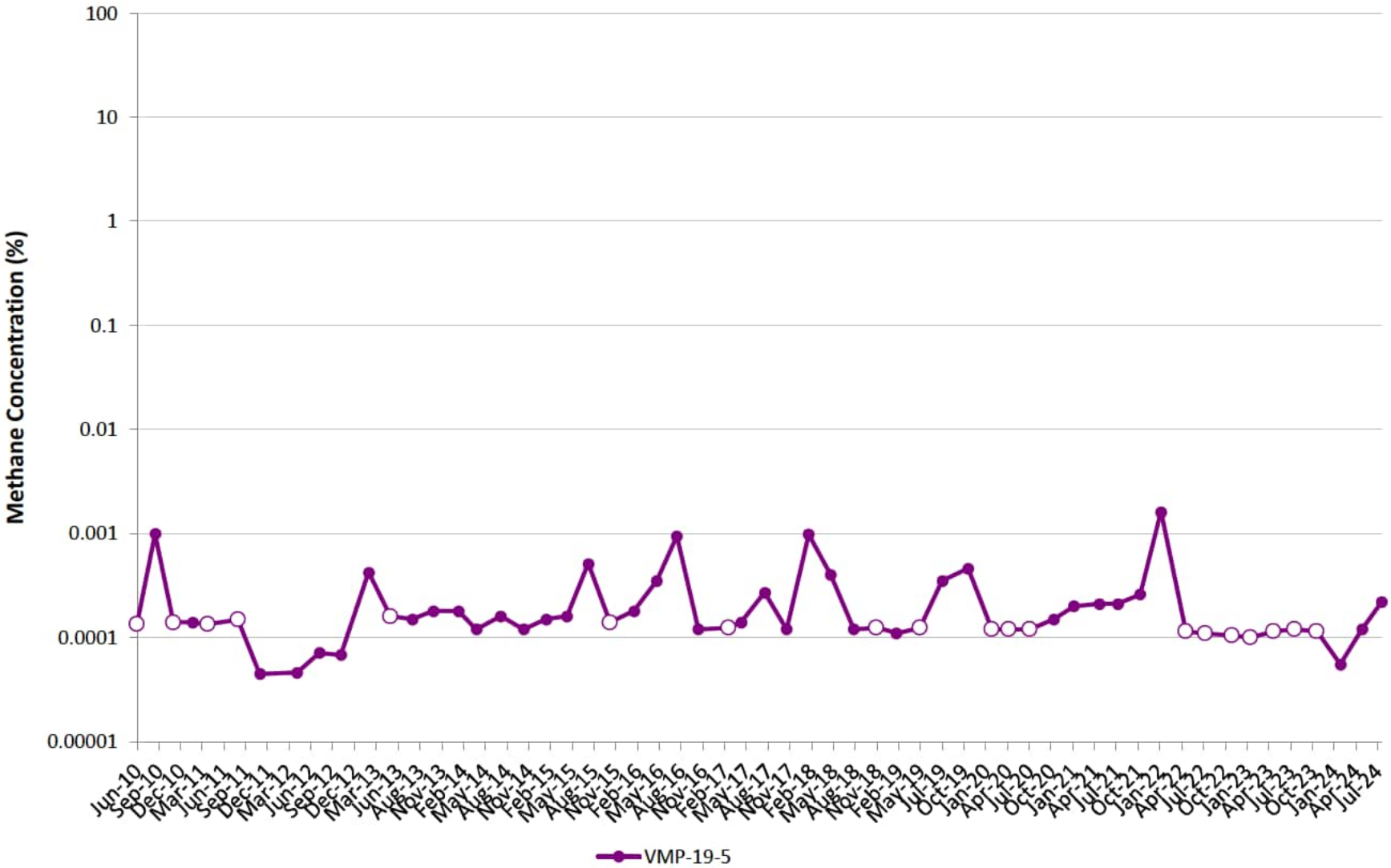

VMP-20

Note: Open circles are non-detect results shown at ½ the reporting limit (PQL). Maximum result from parent/duplicate pair shown.
Gap in plot line indicates sample not able to be collected due to site conditions, or that ports were not sampled on the same day of the quarterly event.

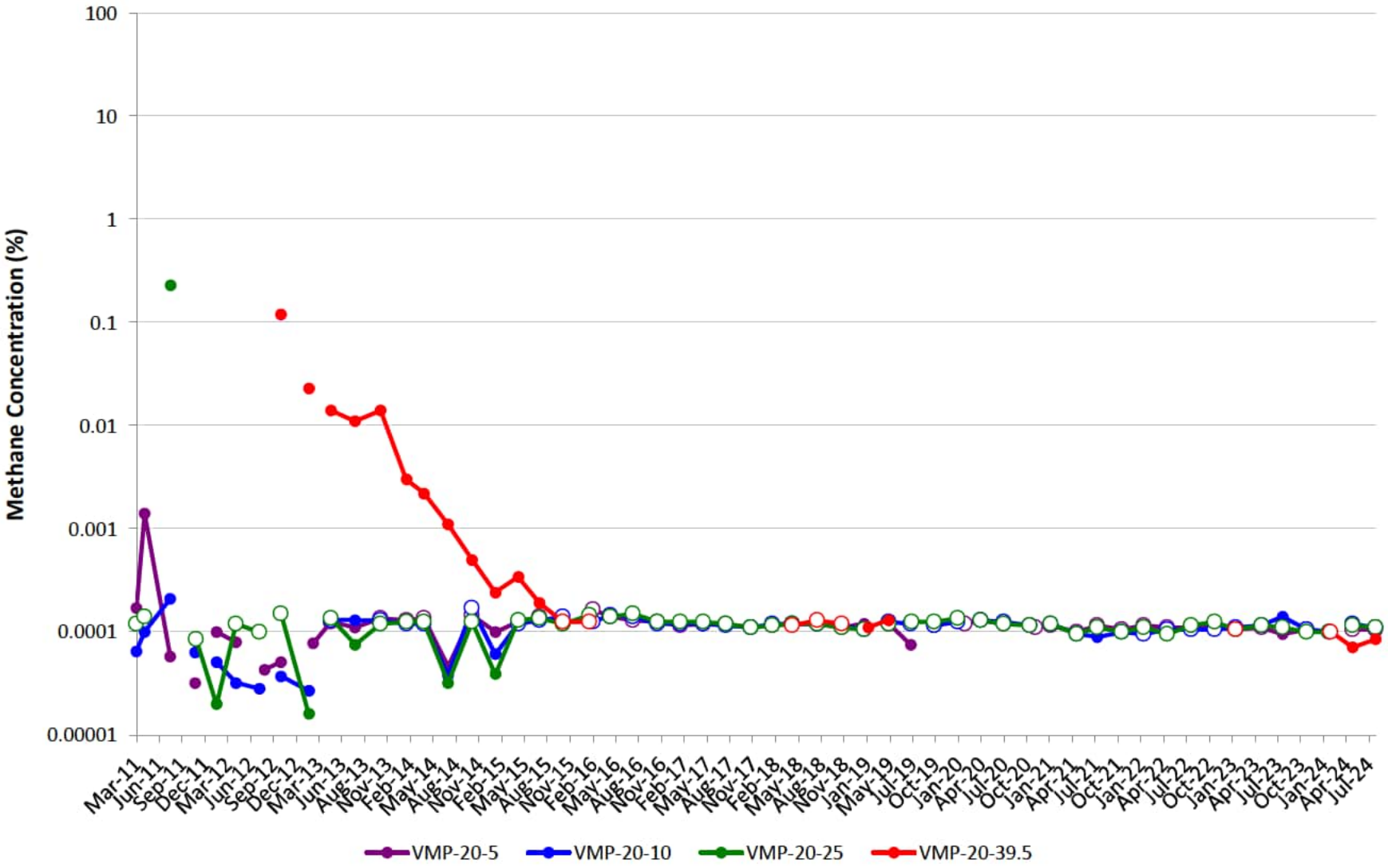

VMP-21

Note: Open circles are non-detect results shown at ½ the reporting limit (PQL). Maximum result from parent/duplicate pair shown.
Gap in plot line indicates sample not able to be collected due to site conditions, or that ports were not sampled on the same day of the quarterly event.

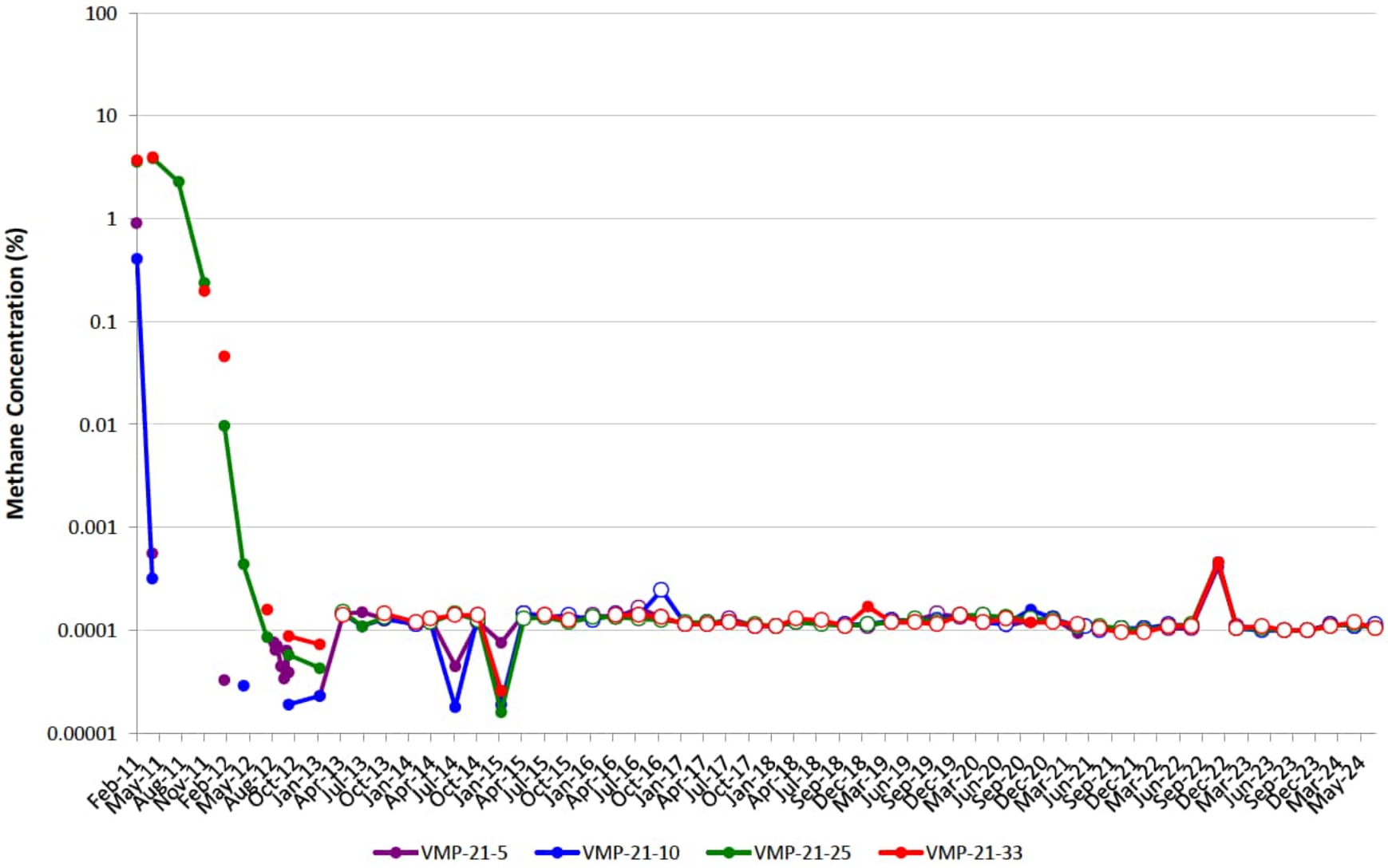

VMP-22

Note: Open circles are non-detect results shown at ½ the reporting limit (PQL). Maximum result from parent/duplicate pair shown.
Gap in plot line indicates sample not able to be collected due to site conditions, or that ports were not sampled on the same day of the quarterly event.

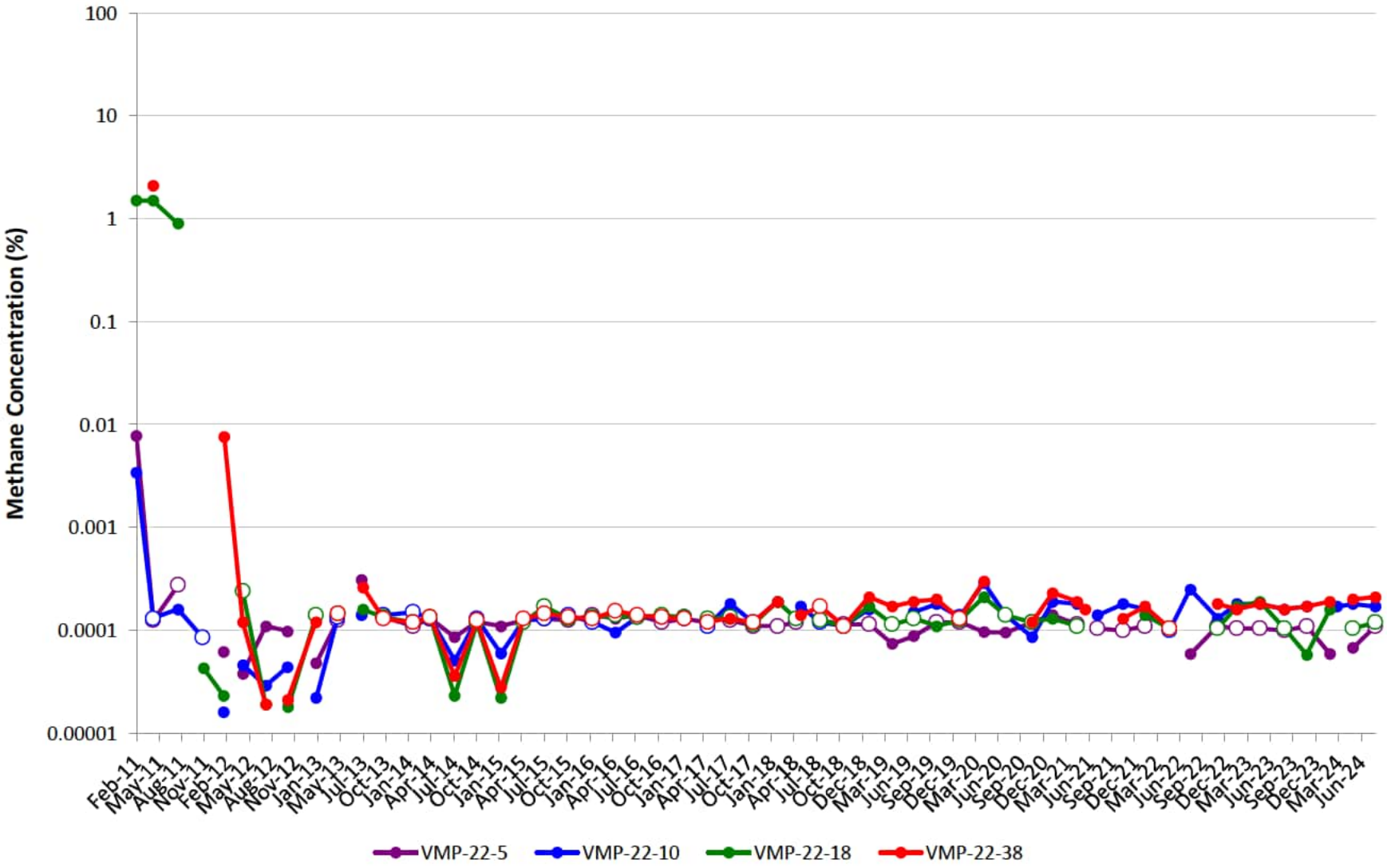

VMP-23

Note: Open circles are non-detect results shown at ½ the reporting limit (PQL). Maximum result from parent/duplicate pair shown.
Gap in plot line indicates sample not able to be collected due to site conditions, or that ports were not sampled on the same day of the quarterly event.

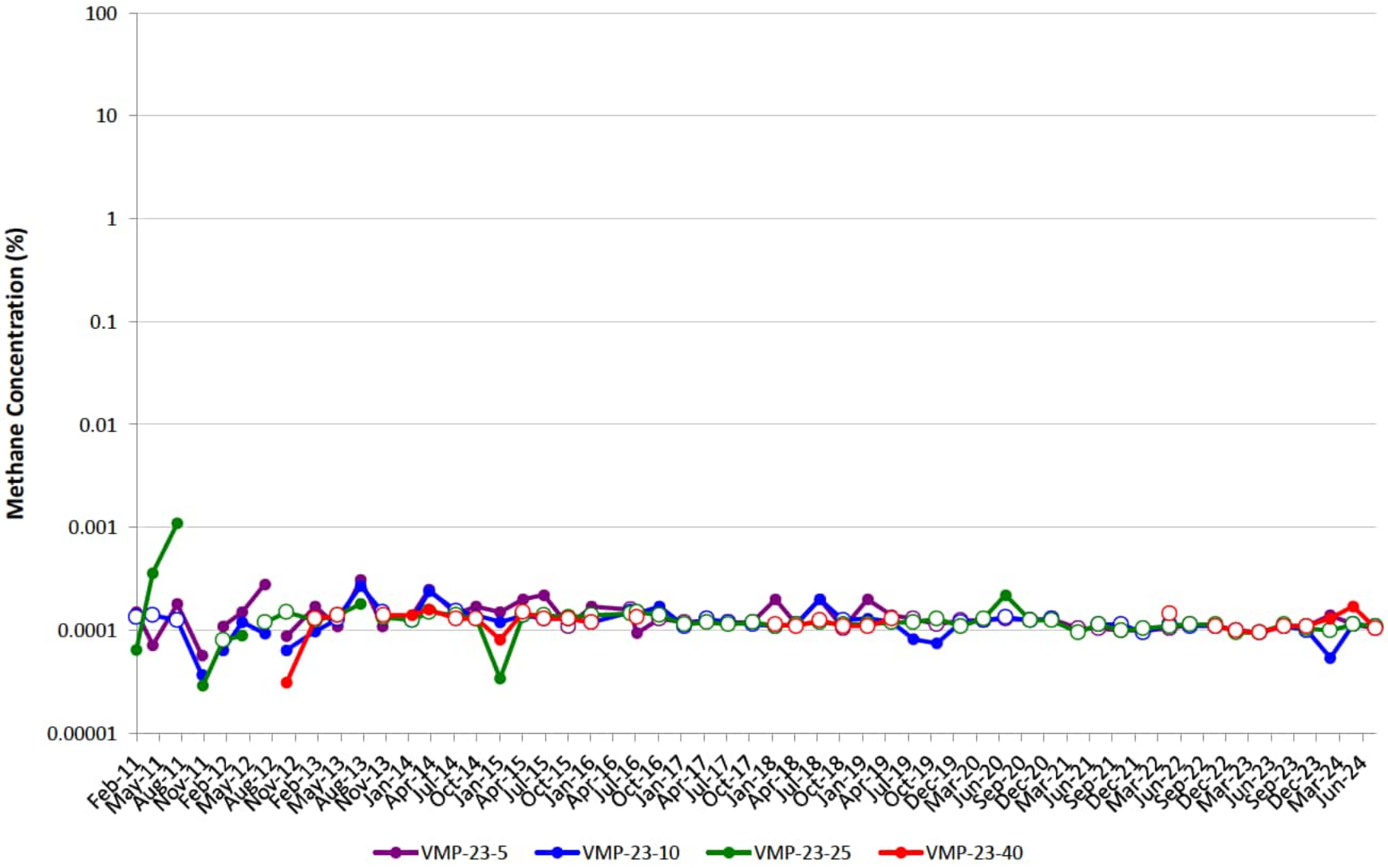

VMP-24

Note: Open circles are non-detect results shown at ½ the reporting limit (PQL). Maximum result from parent/duplicate pair shown.
Gap in plot line indicates sample not able to be collected due to site conditions, or that ports were not sampled on the same day of the quarterly event.

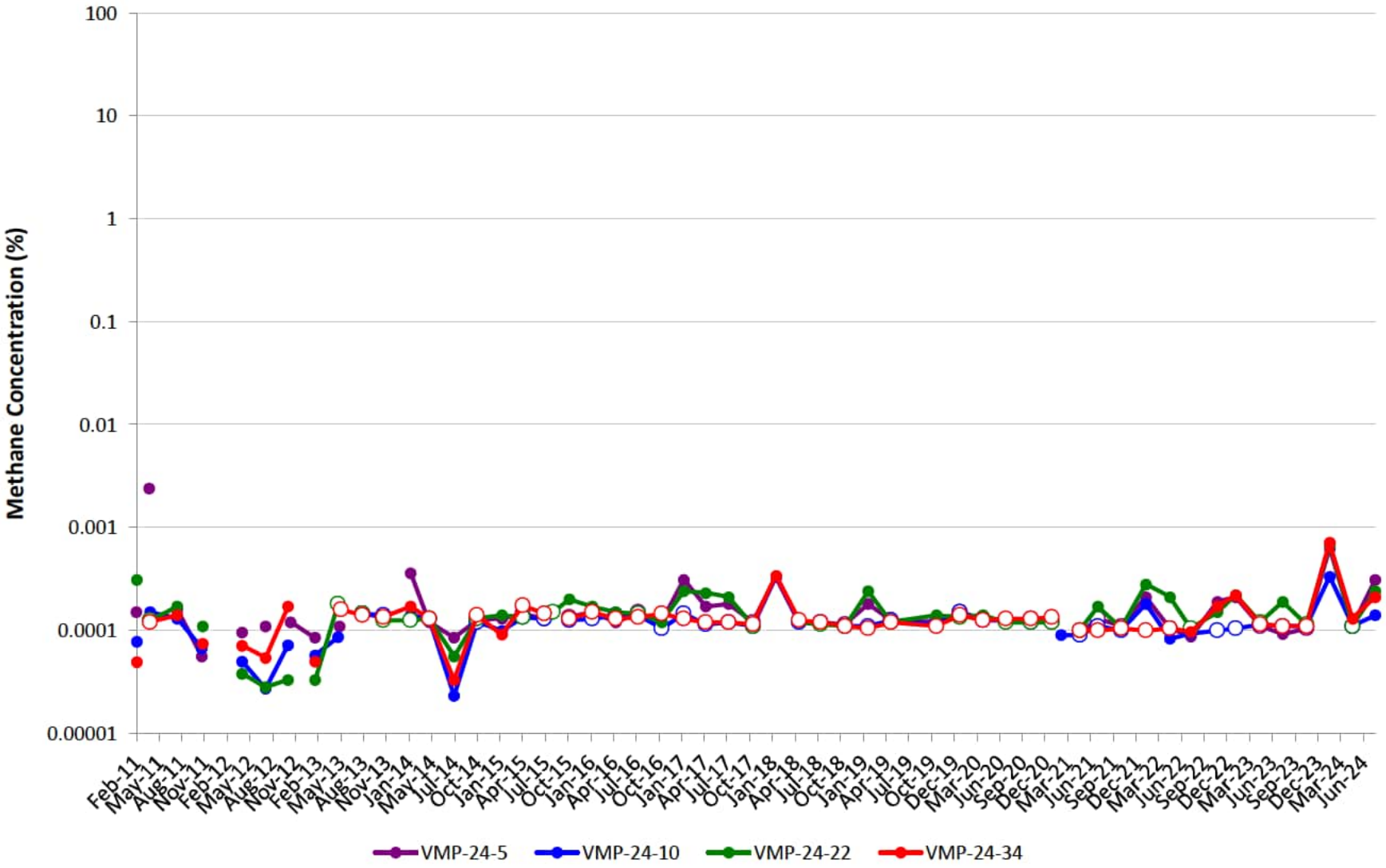

VMP-25

Note: Open circles are non-detect results shown at ½ the reporting limit (PQL). Maximum result from parent/duplicate pair shown.
Gap in plot line indicates sample not able to be collected due to site conditions, or that ports were not sampled on the same day of the quarterly event.
Effective 2Q18, samples will no longer be collected at VMP-25-31 due to port integrity.

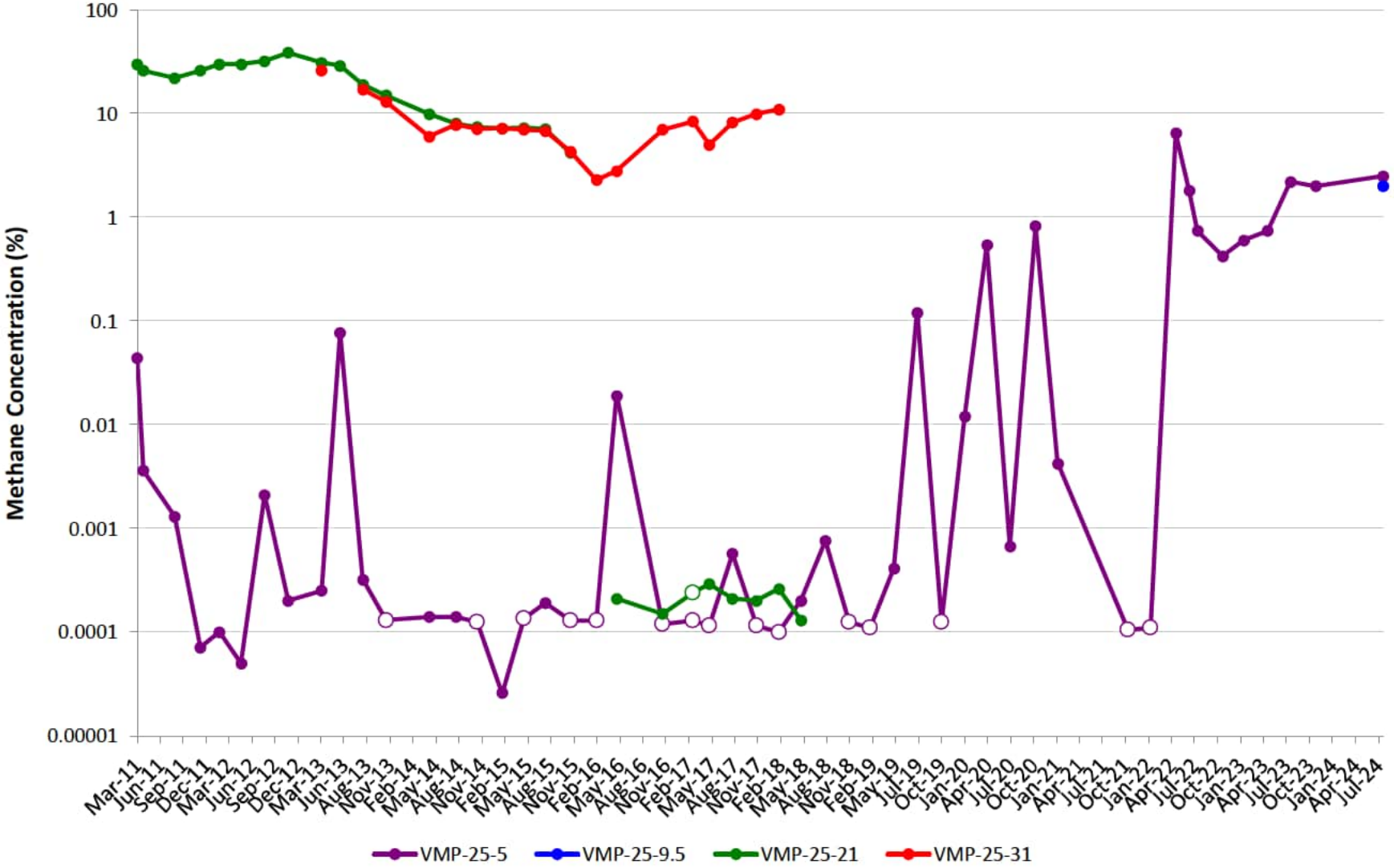

VMP-32

Note: Open circles are non-detect results shown at ½ the reporting limit (PQL). Maximum result from parent/duplicate pair shown.
Gap in plot line indicates sample not able to be collected due to site conditions, or that ports were not sampled on the same day of the quarterly event.

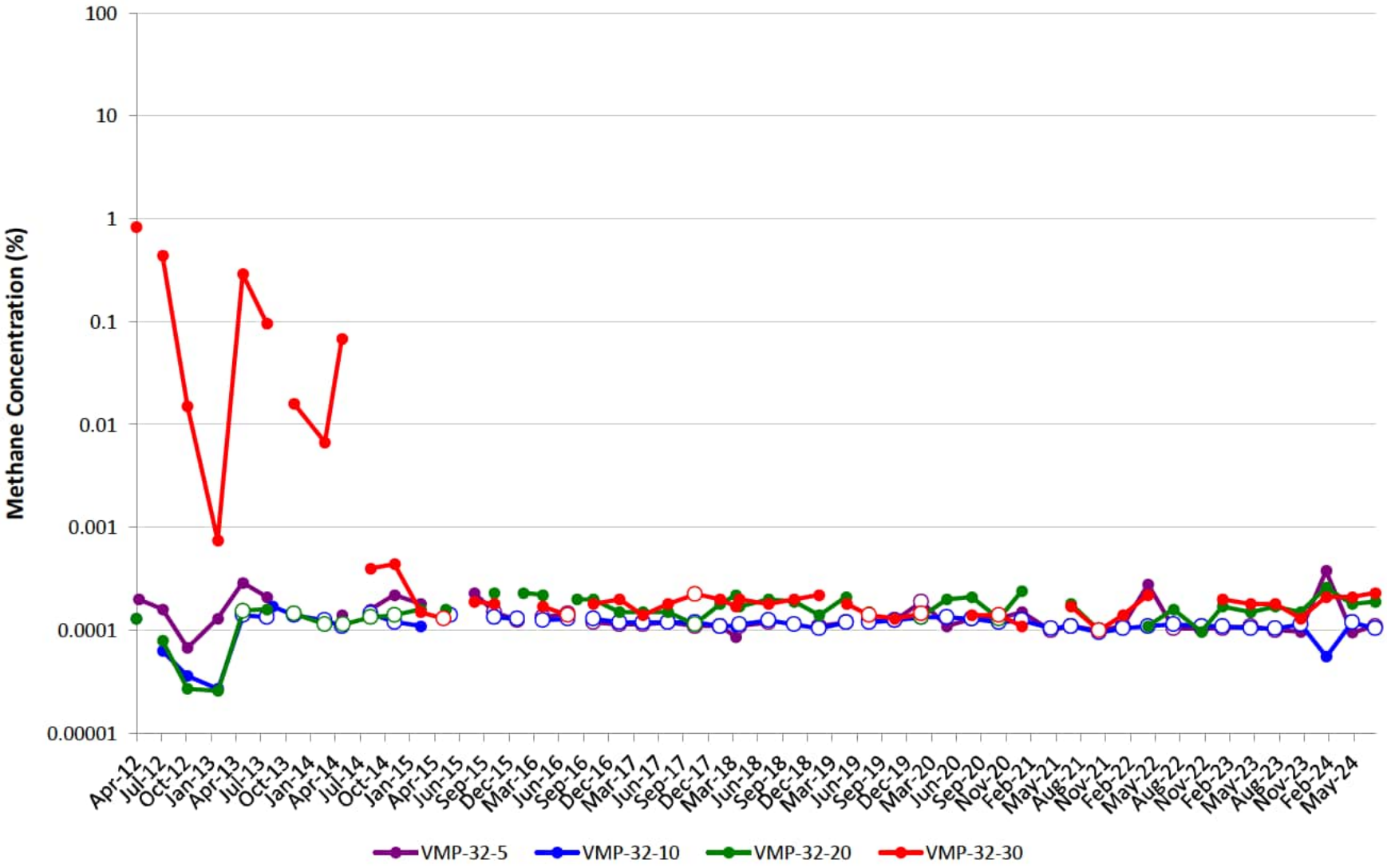

VMP-41

Note: Open circles are non-detect results shown at ½ the reporting limit (PQL). Maximum result from parent/duplicate pair shown.
Gap in plot line indicates sample not able to be collected due to site conditions, or that ports were not sampled on the same day of the quarterly event.

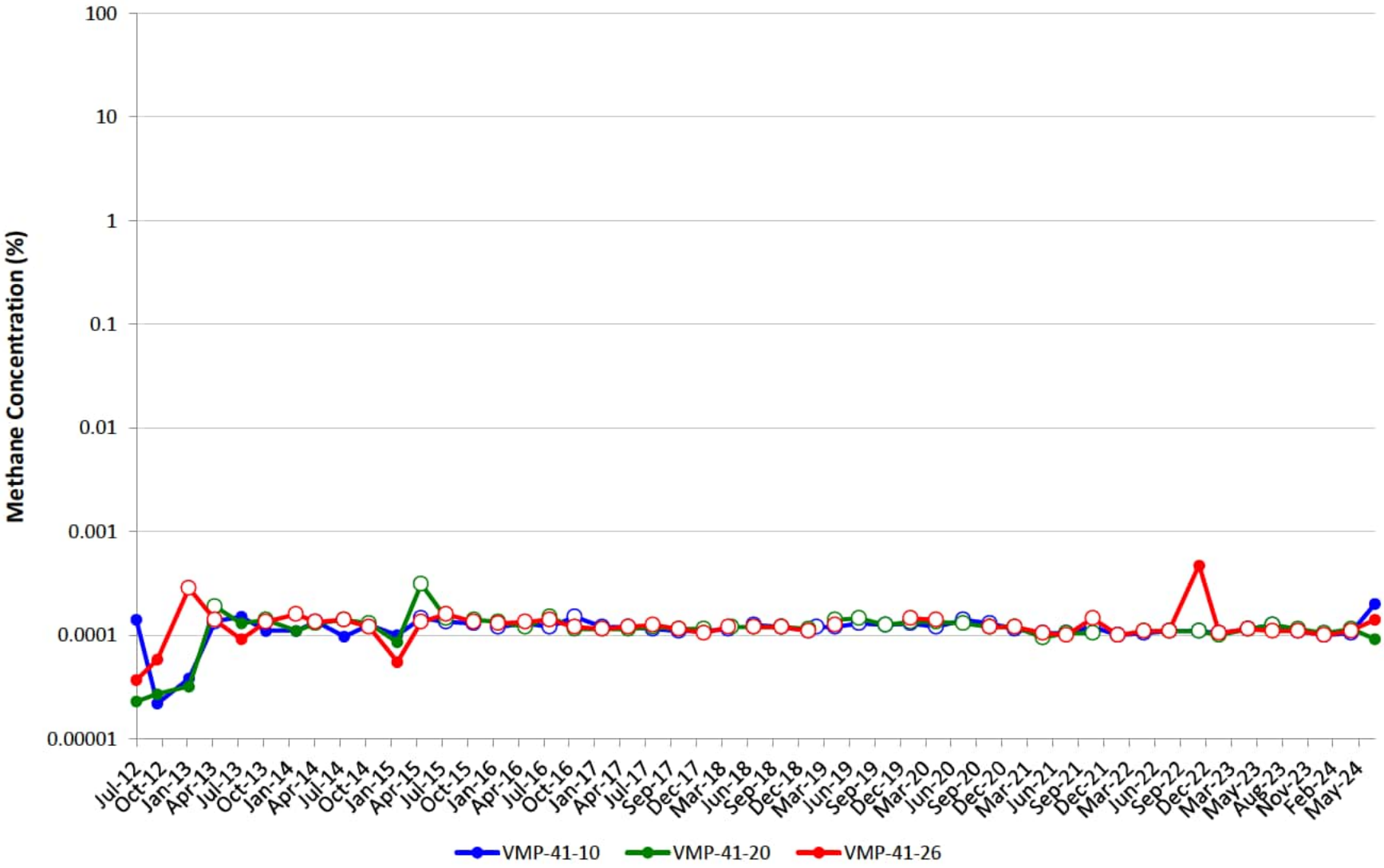

VMP-42

Note: Open circles are non-detect results shown at ½ the reporting limit (PQL). Maximum result from parent/duplicate pair shown.
Gap in plot line indicates sample not able to be collected due to site conditions, or that ports were not sampled on the same day of the quarterly event.

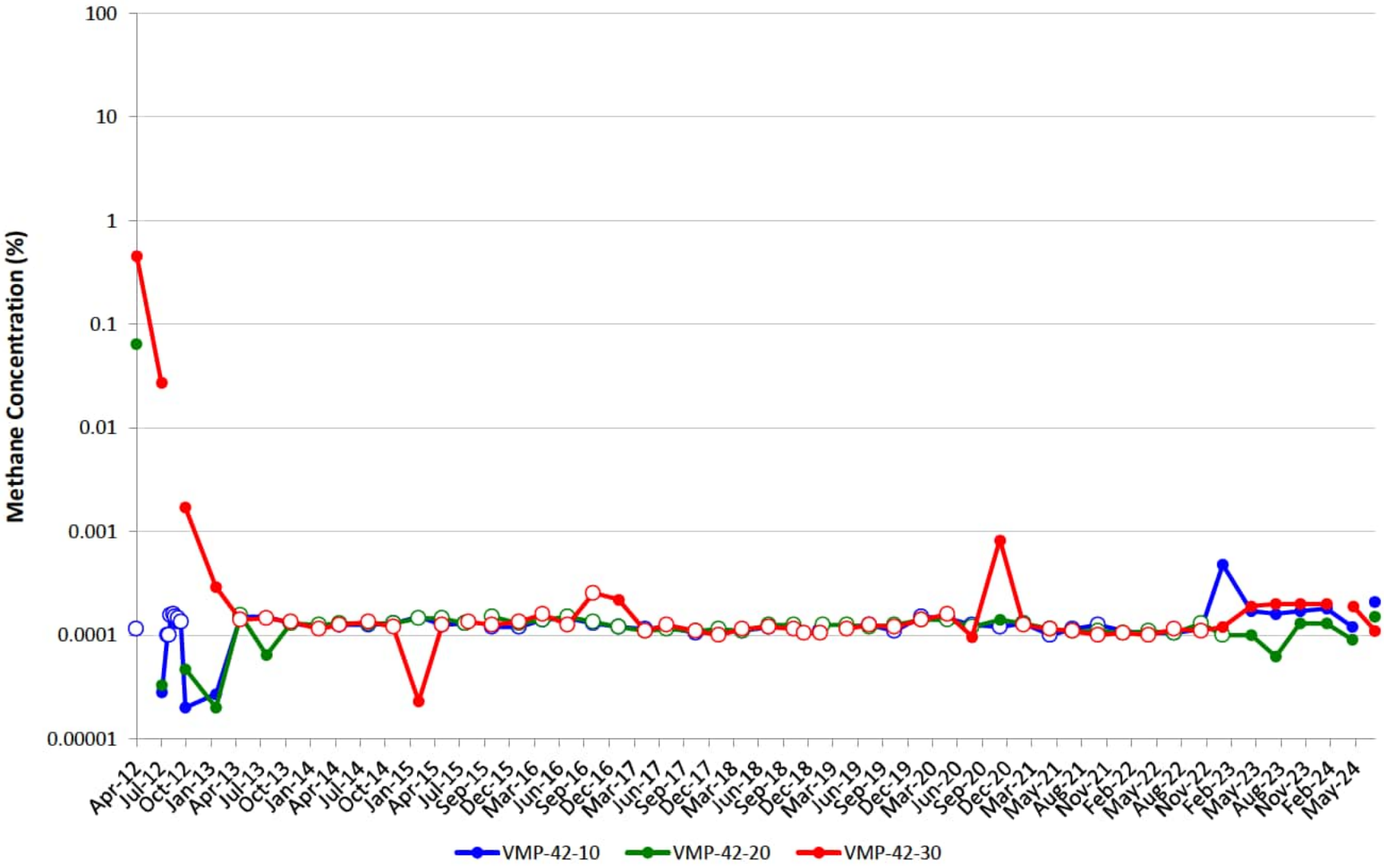

VMP-43

Note: Open circles are non-detect results shown at ½ the reporting limit (PQL). Maximum result from parent/duplicate pair shown.
Gap in plot line indicates sample not able to be collected due to site conditions, or that ports were not sampled on the same day of the quarterly event.

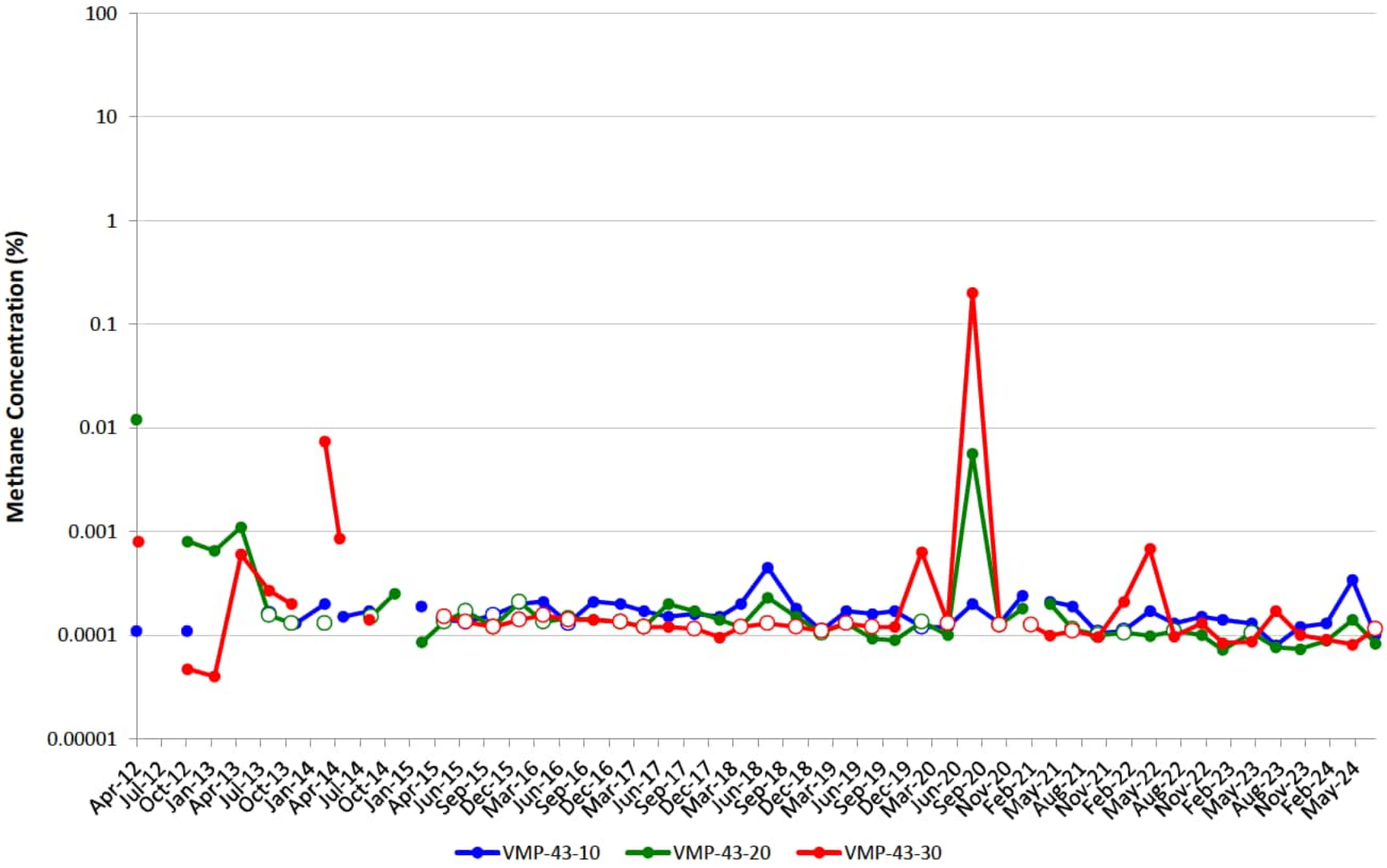

VMP-44

Note: Open circles are non-detect results shown at ½ the reporting limit (PQL). Maximum result from parent/duplicate pair shown.
Gap in plot line indicates sample not able to be collected due to site conditions, or that ports were not sampled on the same day of the quarterly event.
Effective 4Q20, samples will no longer be collected at VMP-44 due to port integrity.

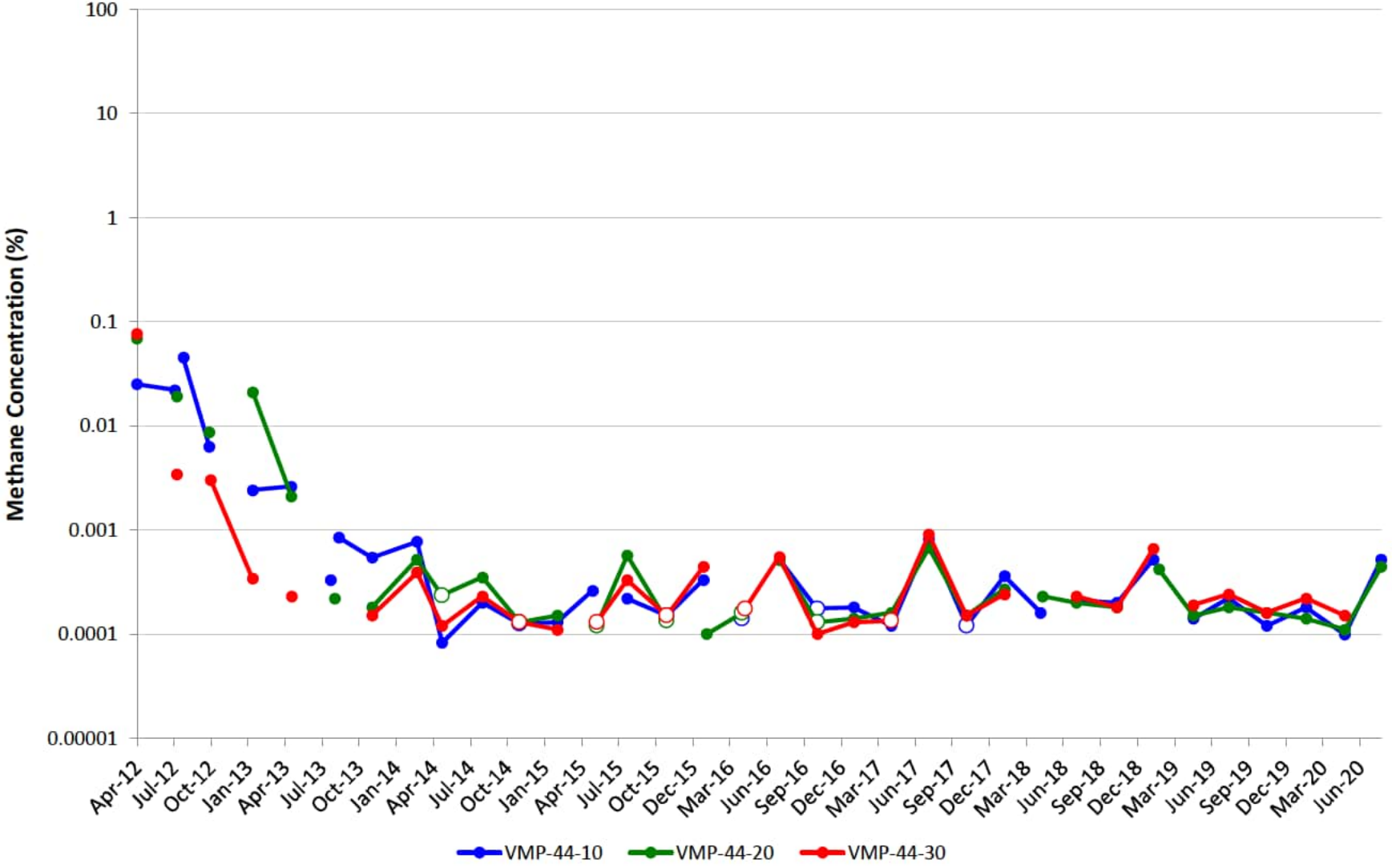

VMP-45

Note: Open circles are non-detect results shown at ½ the reporting limit (PQL). Maximum result from parent/duplicate pair shown.
Gap in plot line indicates sample not able to be collected due to site conditions, or that ports were not sampled on the same day of the quarterly event.

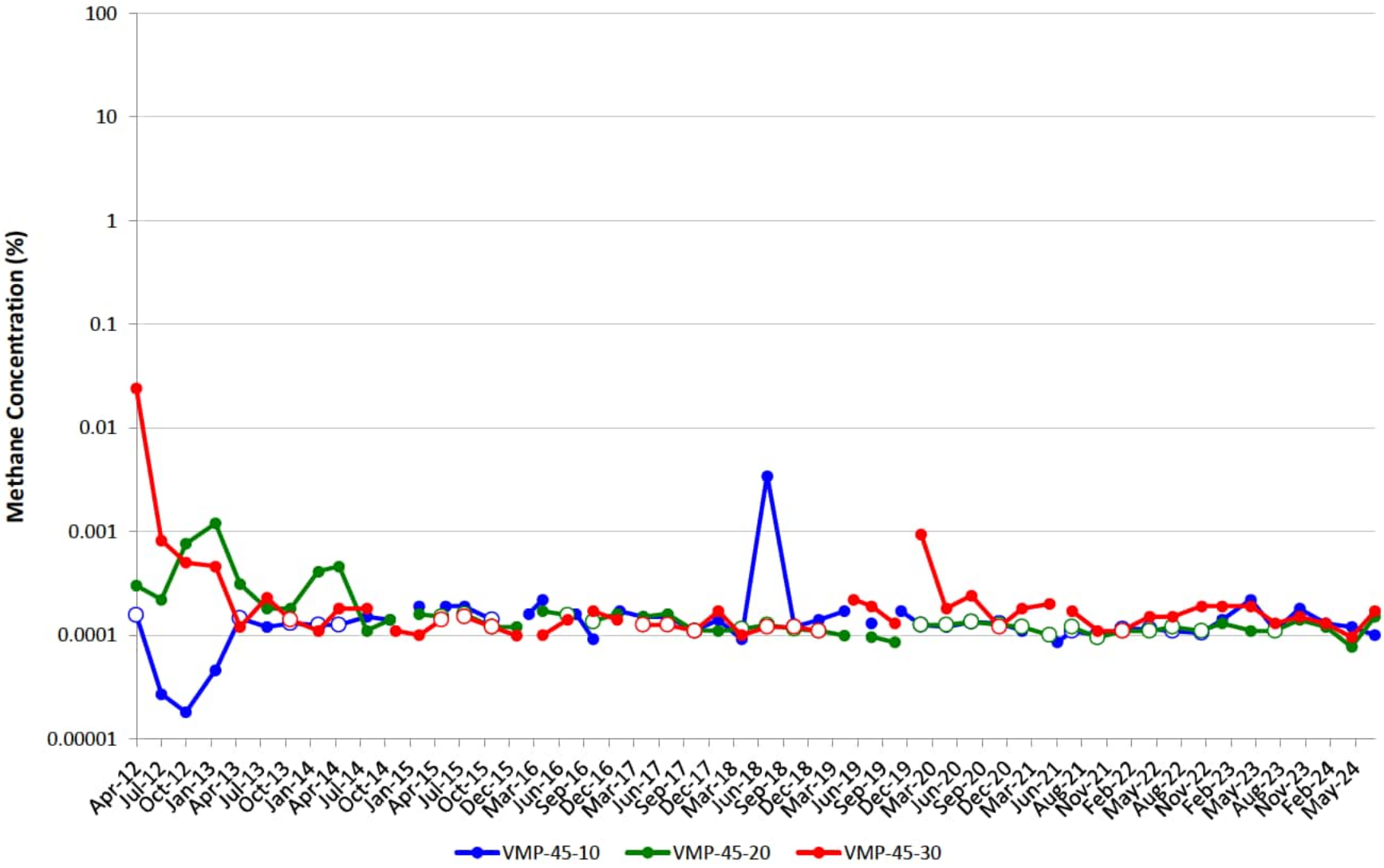

VMP-47

Note: Open circles are non-detect results shown at ½ the reporting limit (PQL). Maximum result from parent/duplicate pair shown.
Gap in plot line indicates sample not able to be collected due to site conditions, or that ports were not sampled on the same day of the quarterly event.

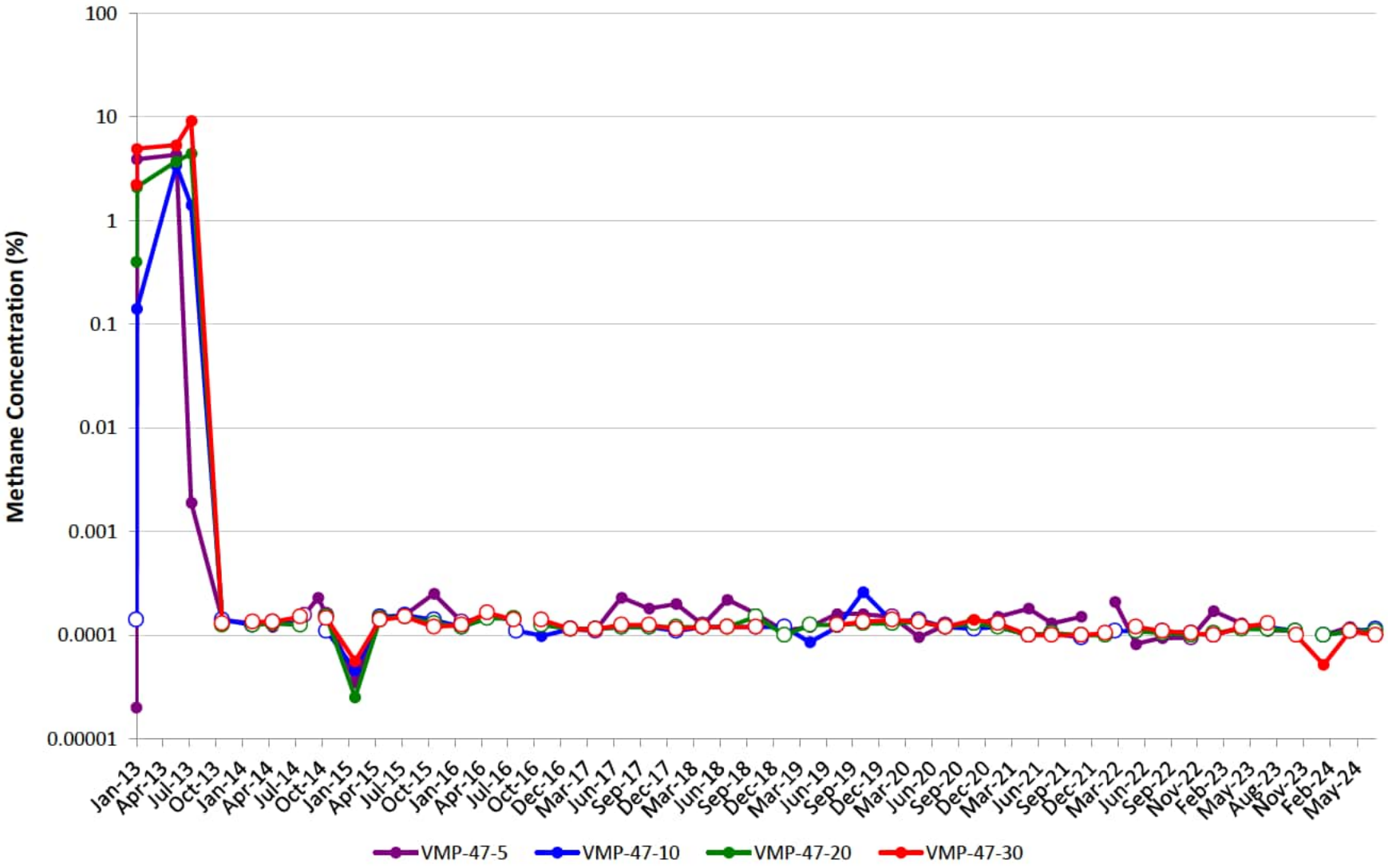

VMP-48

Note: Open circles are non-detect results shown at ½ the reporting limit (PQL). Maximum result from parent/duplicate pair shown.
Gap in plot line indicates sample not able to be collected due to site conditions, or that ports were not sampled on the same day of the quarterly event.

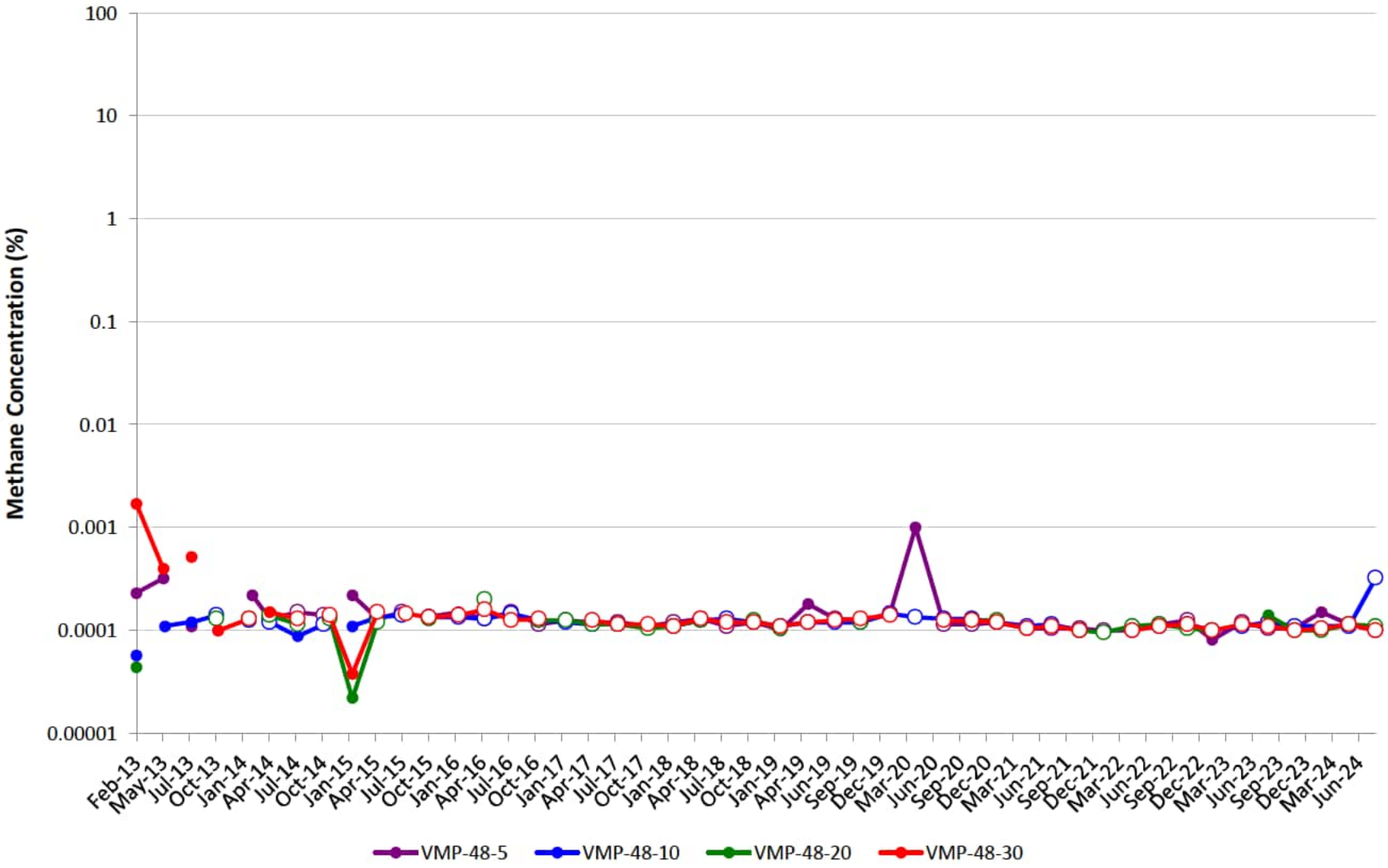

VMP-49

Note: Open circles are non-detect results shown at ½ the reporting limit (PQL). Maximum result from parent/duplicate pair shown.
Gap in plot line indicates sample not able to be collected due to site conditions, or that ports were not sampled on the same day of the quarterly event.

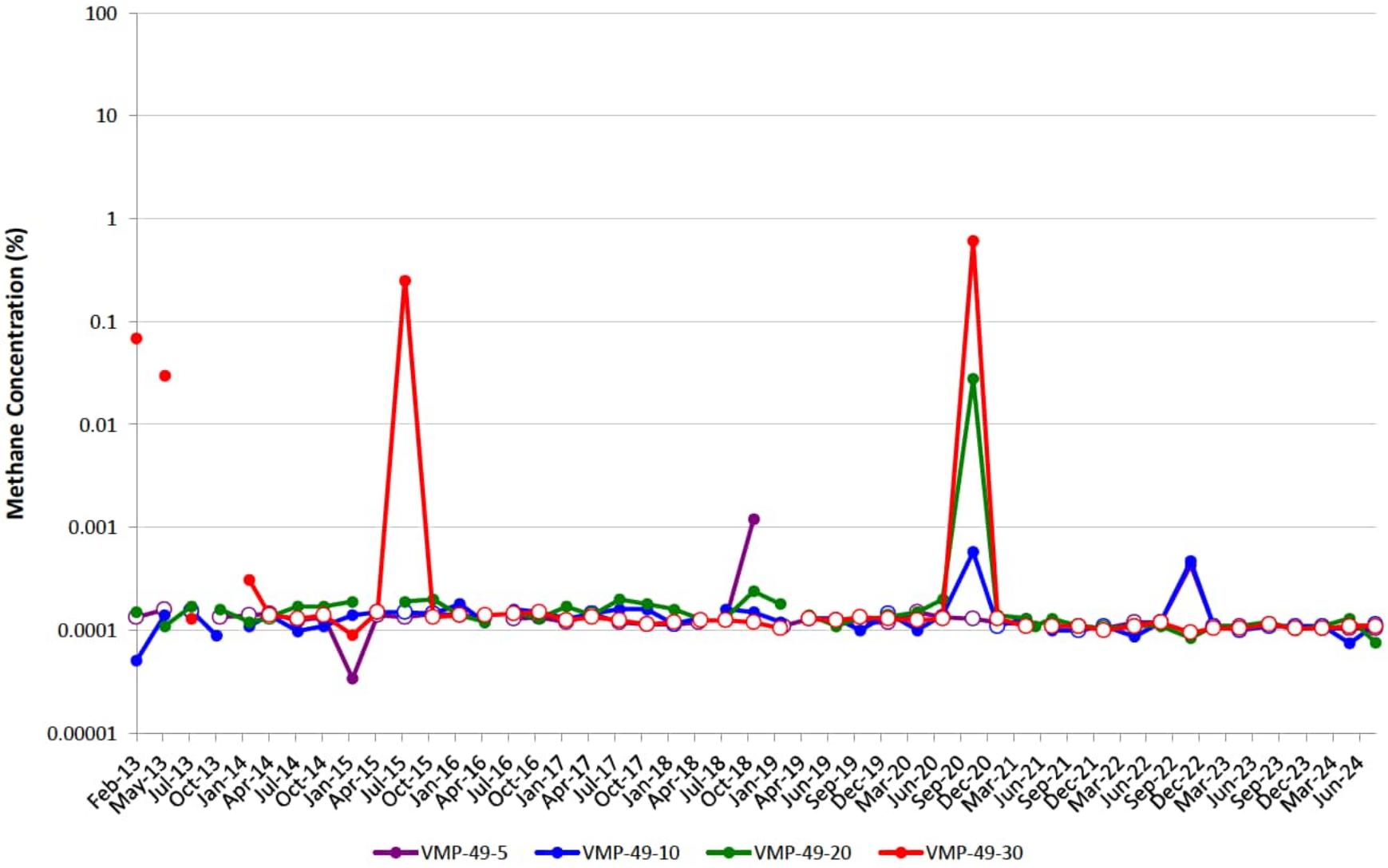

VMP-50

Note: Open circles are non-detect results shown at ½ the reporting limit (PQL). Maximum result from parent/duplicate pair shown.
Gap in plot line indicates sample not able to be collected due to site conditions, or that ports were not sampled on the same day of the quarterly event.
Natural gas utility line leak near VMP-50 was discovered by Ameren Illinois on May 1, 2018 and repaired on May 31, 2018.

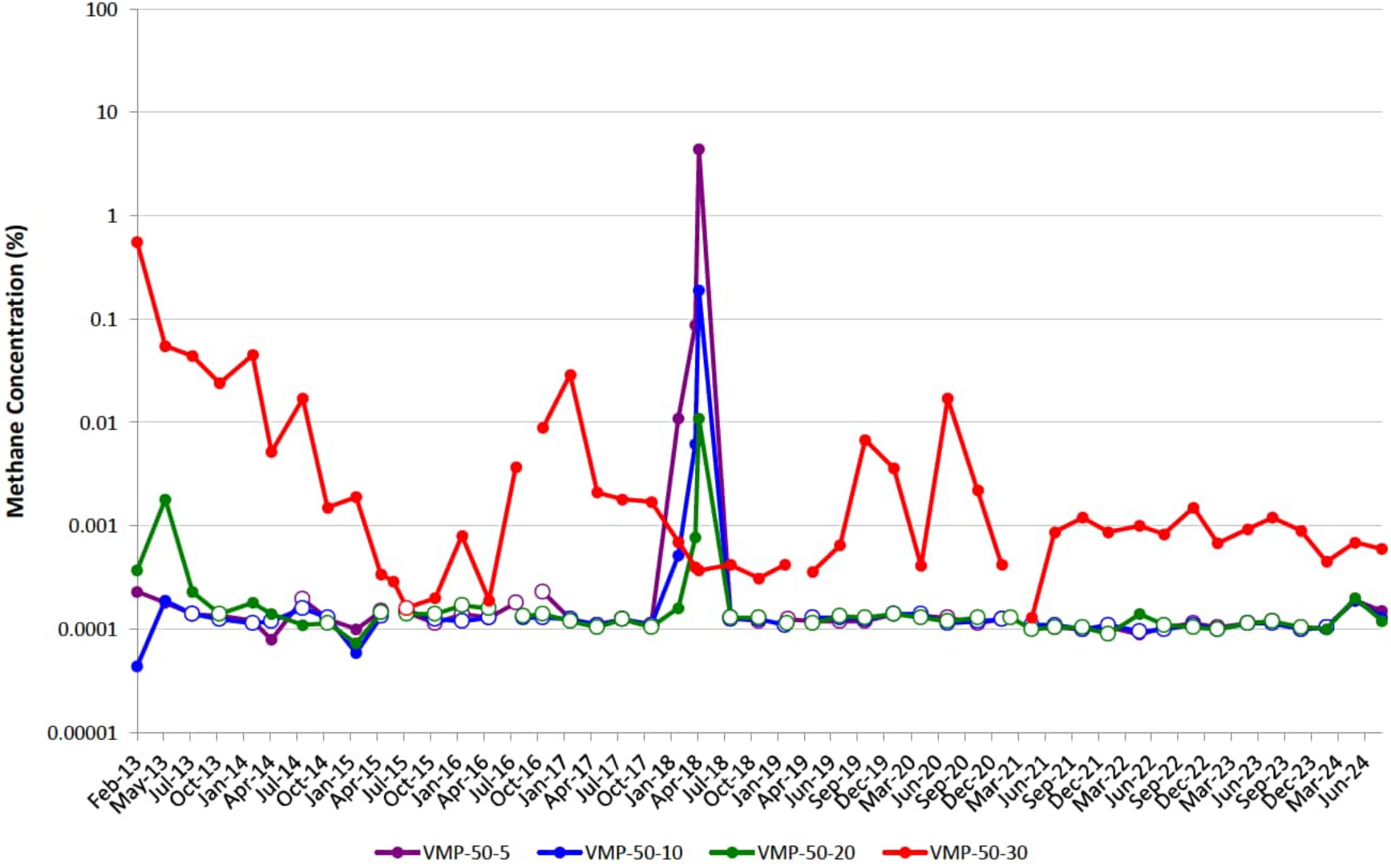

VMP-51

Note: Open circles are non-detect results shown at ½ the reporting limit (PQL). Maximum result from parent/duplicate pair shown.
Gap in plot line indicates sample not able to be collected due to site conditions, or that ports were not sampled on the same day of the quarterly event.

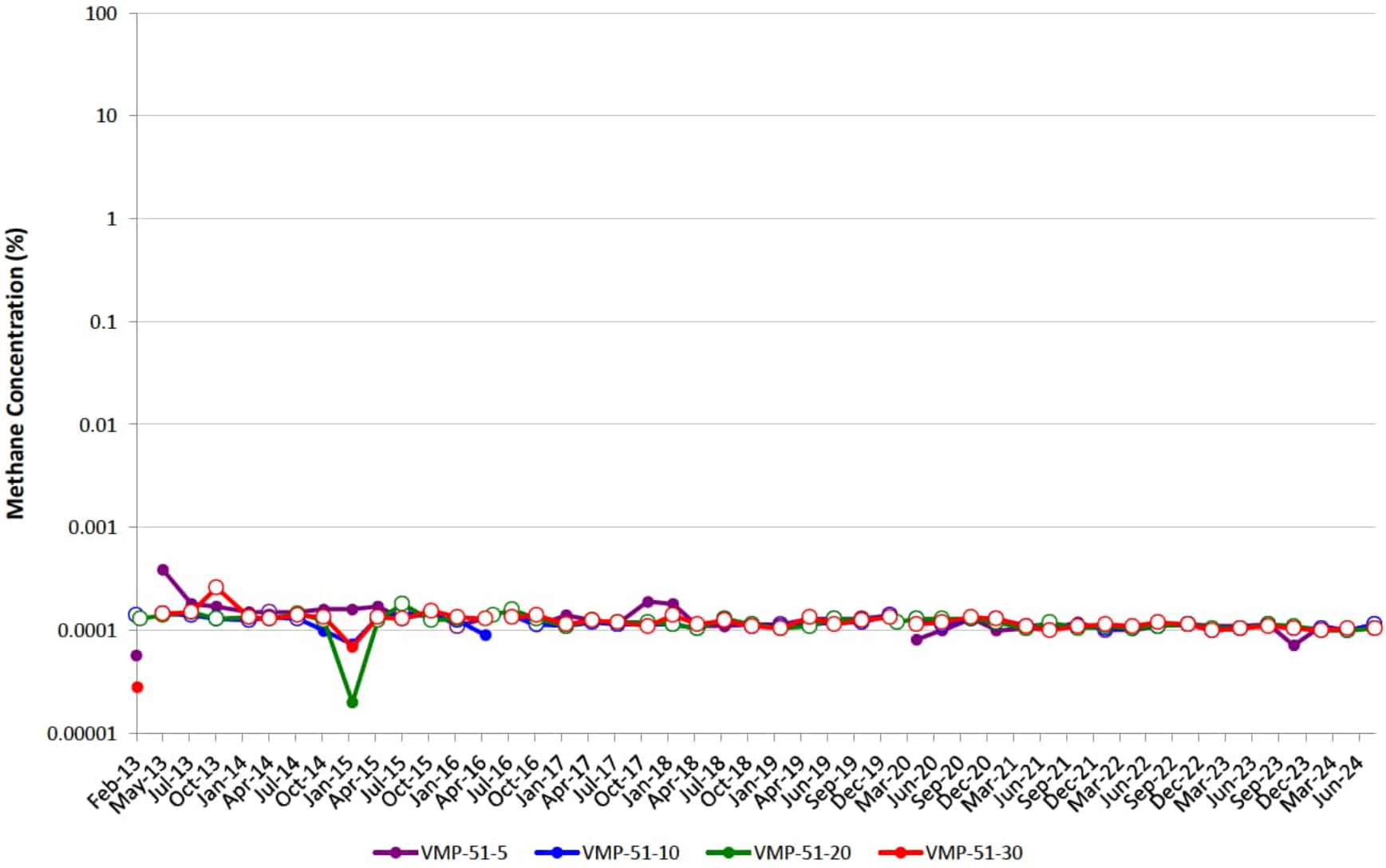

VMP-52

Note: Open circles are non-detect results shown at ½ the reporting limit (PQL). Maximum result from parent/duplicate pair shown.
Gap in plot line indicates sample not able to be collected due to site conditions, or that ports were not sampled on the same day of the quarterly event.

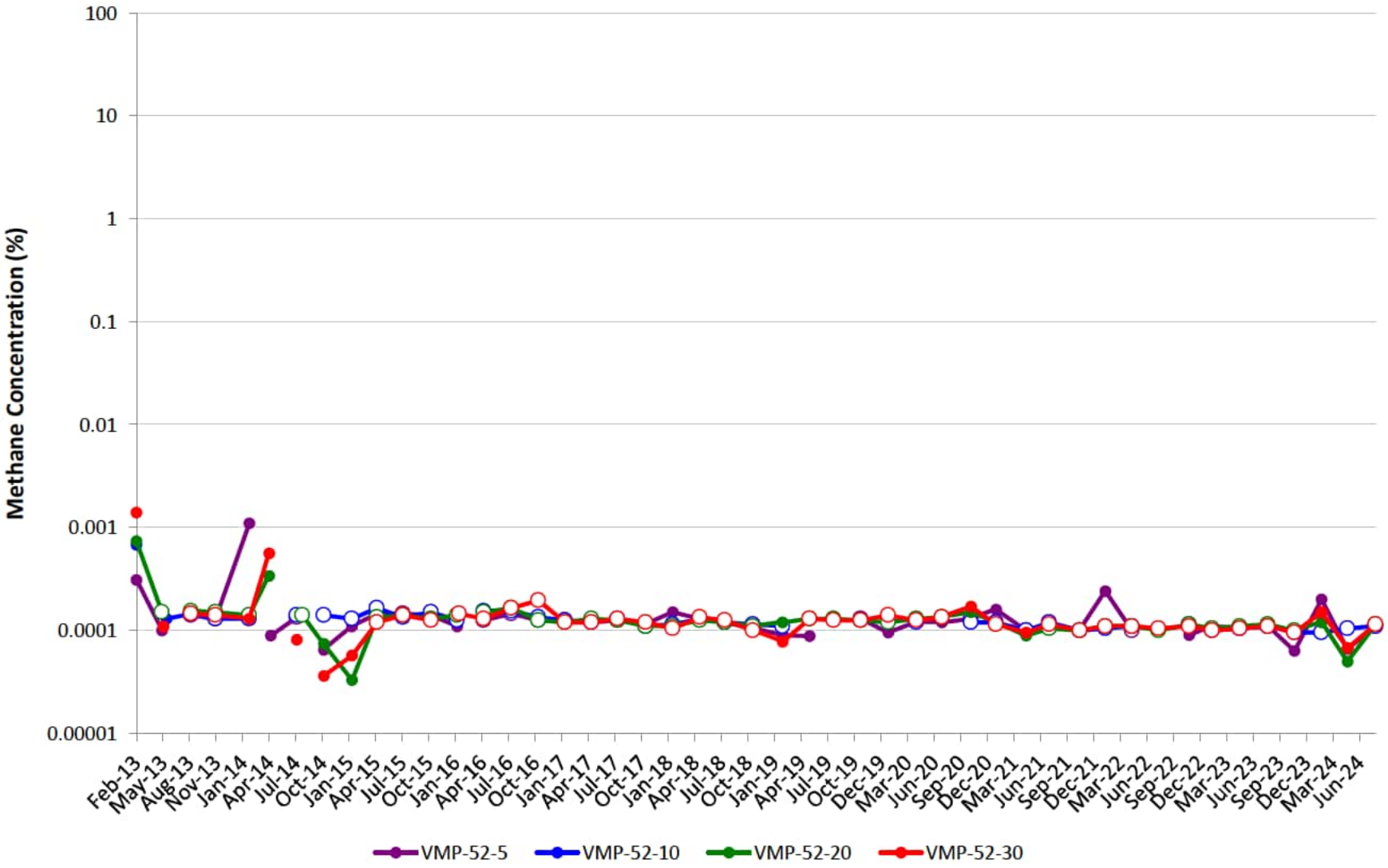

VMP-53

Note: Open circles are non-detect results shown at ½ the reporting limit (PQL). Maximum result from parent/duplicate pair shown.
Gap in plot line indicates sample not able to be collected due to site conditions, or that ports were not sampled on the same day of the quarterly event.

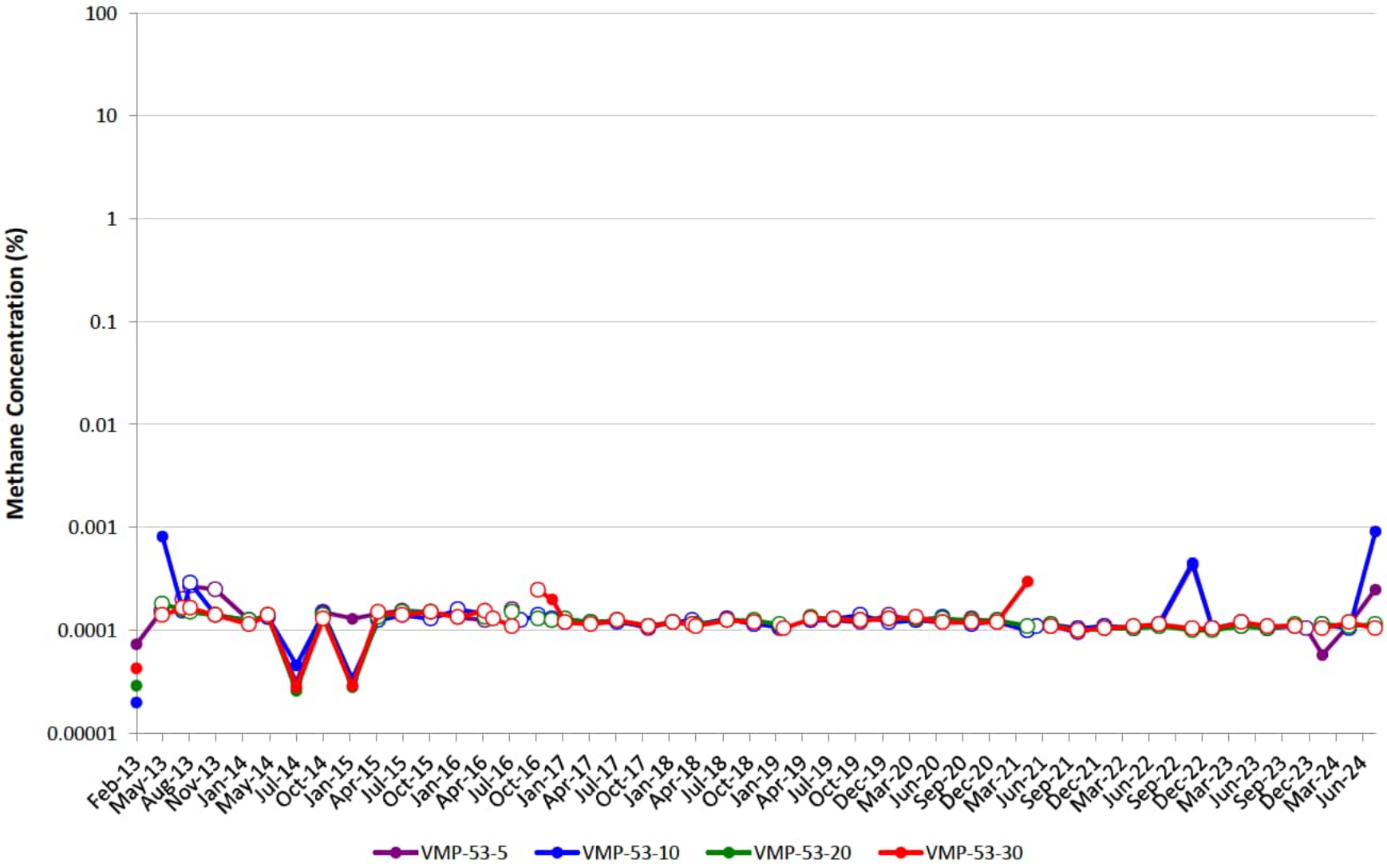

VMP-54

Note: Open circles are non-detect results shown at ½ the reporting limit (PQL). Maximum result from parent/duplicate pair shown.
Gap in plot line indicates sample not able to be collected due to site conditions, or that ports were not sampled on the same day of the quarterly event.

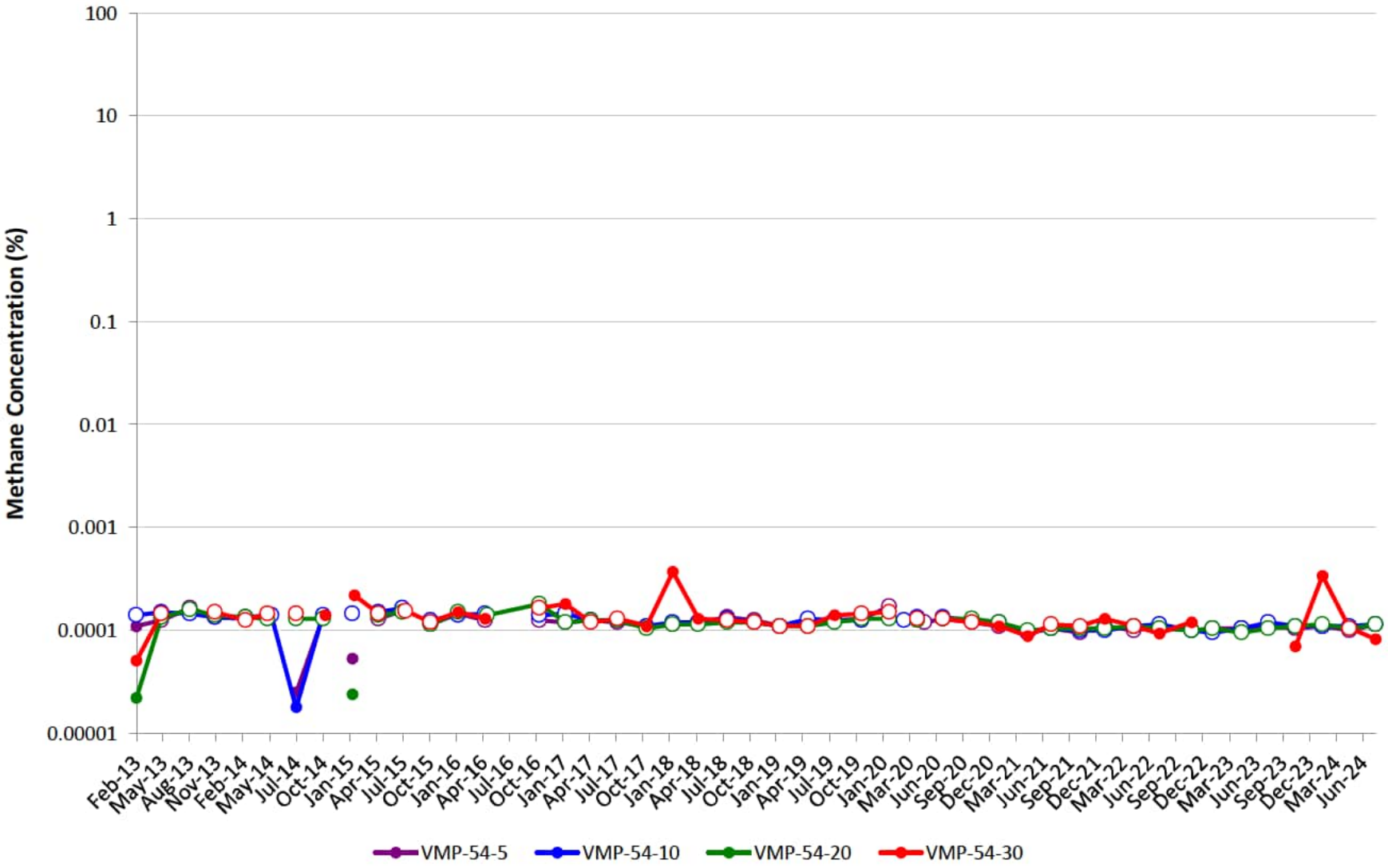

VMP-55

Note: Open circles are non-detect results shown at ½ the reporting limit (PQL). Maximum result from parent/duplicate pair shown.
Gap in plot line indicates sample not able to be collected due to site conditions, or that ports were not sampled on the same day of the quarterly event.

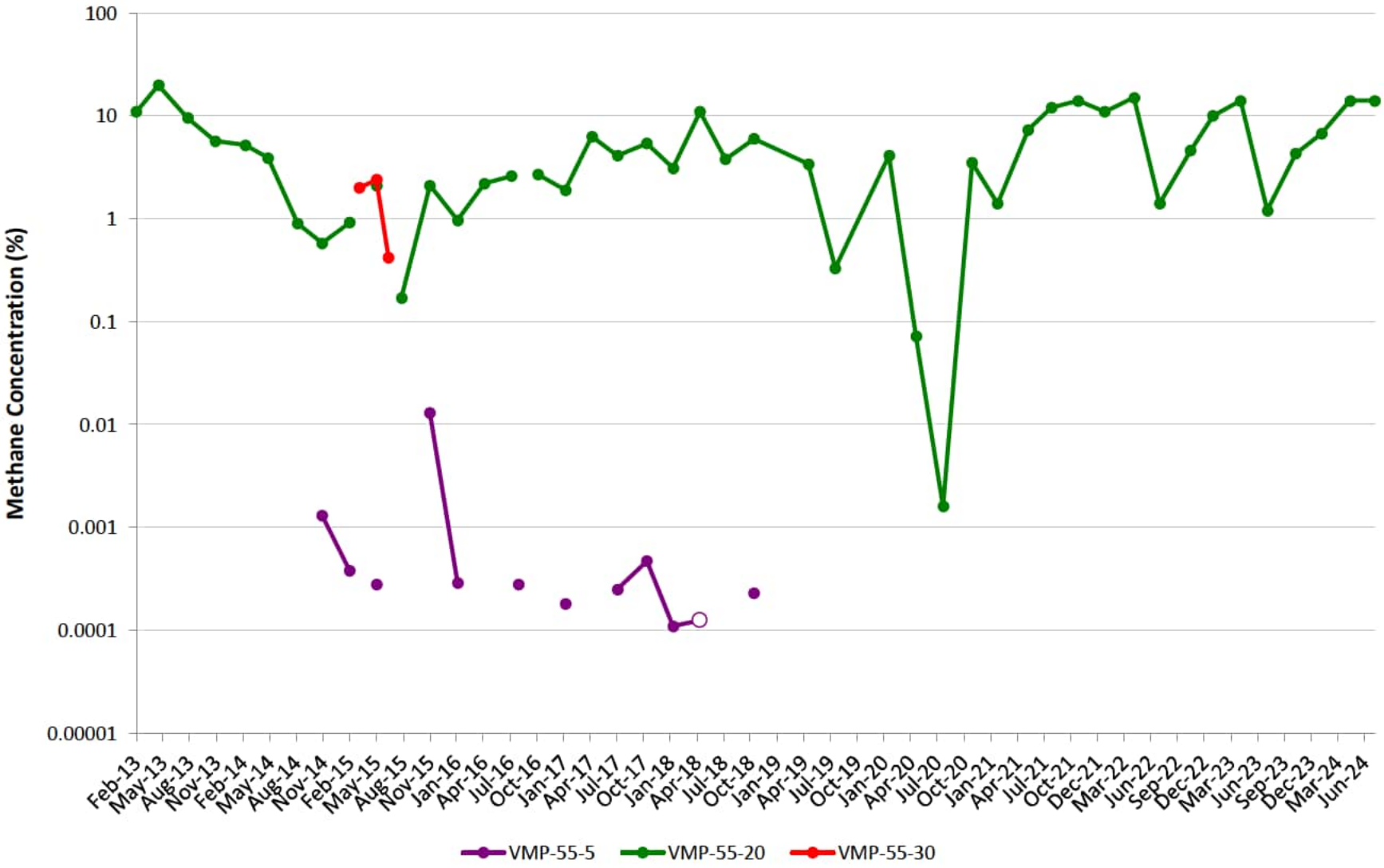

VMP-56

Note: Open circles are non-detect results shown at ½ the reporting limit (PQL). Maximum result from parent/duplicate pair shown.
Gap in plot line indicates sample not able to be collected due to site conditions, or that ports were not sampled on the same day of the quarterly event.

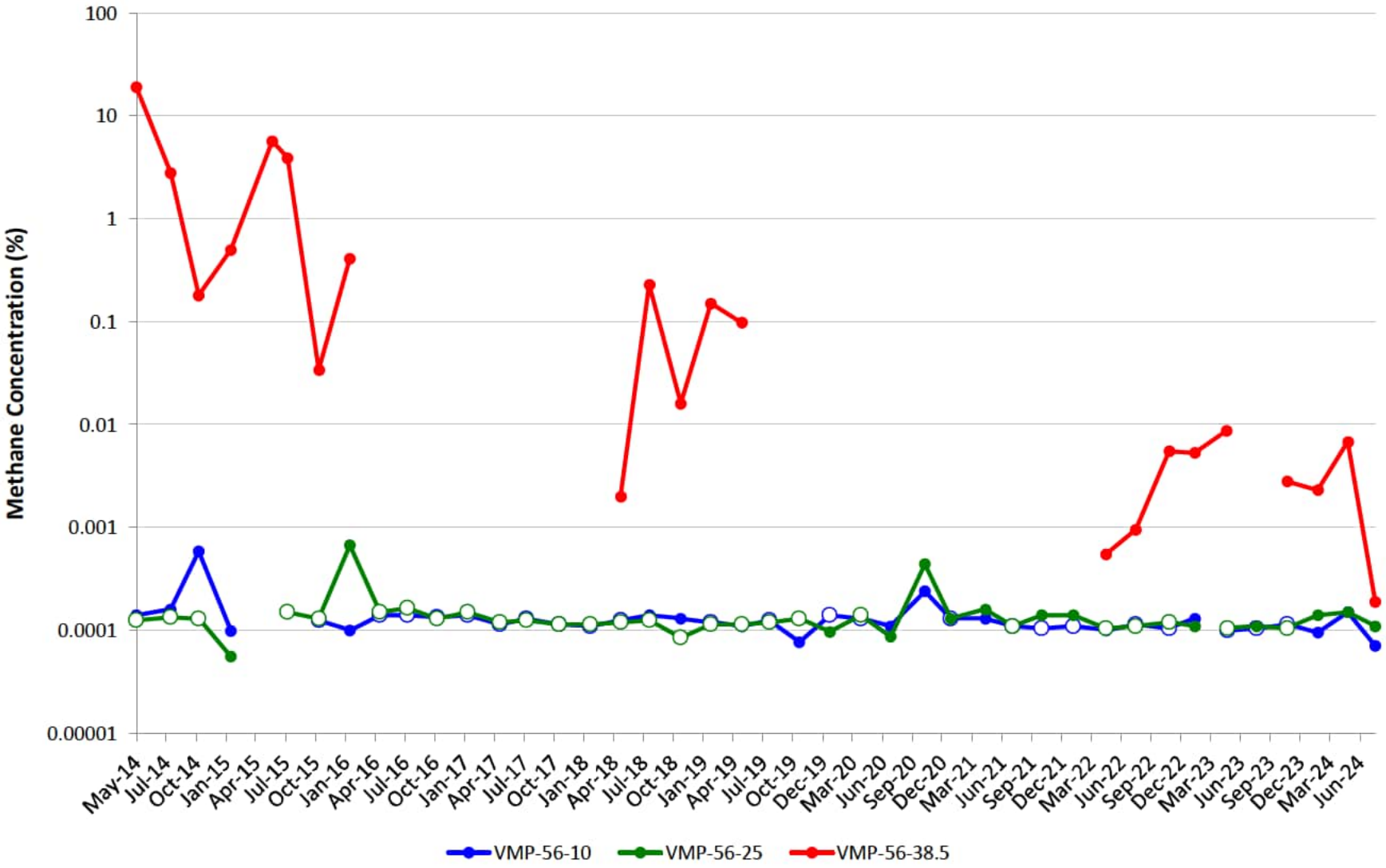

VMP-62

Note: Open circles are non-detect results shown at ½ the reporting limit (PQL). Maximum result from parent/duplicate pair shown.
Gap in plot line indicates sample not able to be collected due to site conditions, or that ports were not sampled on the same day of the quarterly event.

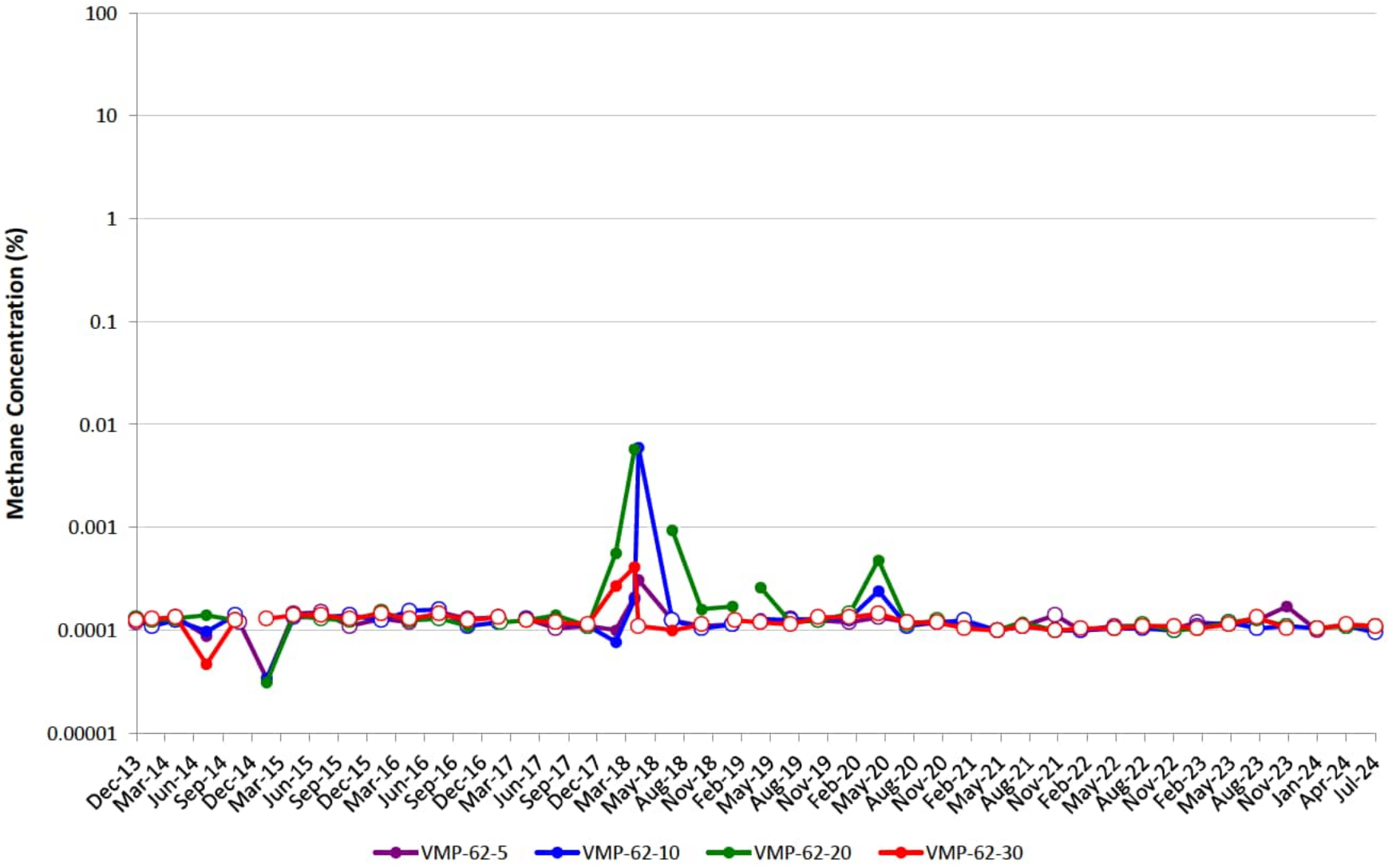

VMP-63

Note: Open circles are non-detect results shown at ½ the reporting limit (PQL). Maximum result from parent/duplicate pair shown.
Gap in plot line indicates sample not able to be collected due to site conditions, or that ports were not sampled on the same day of the quarterly event.

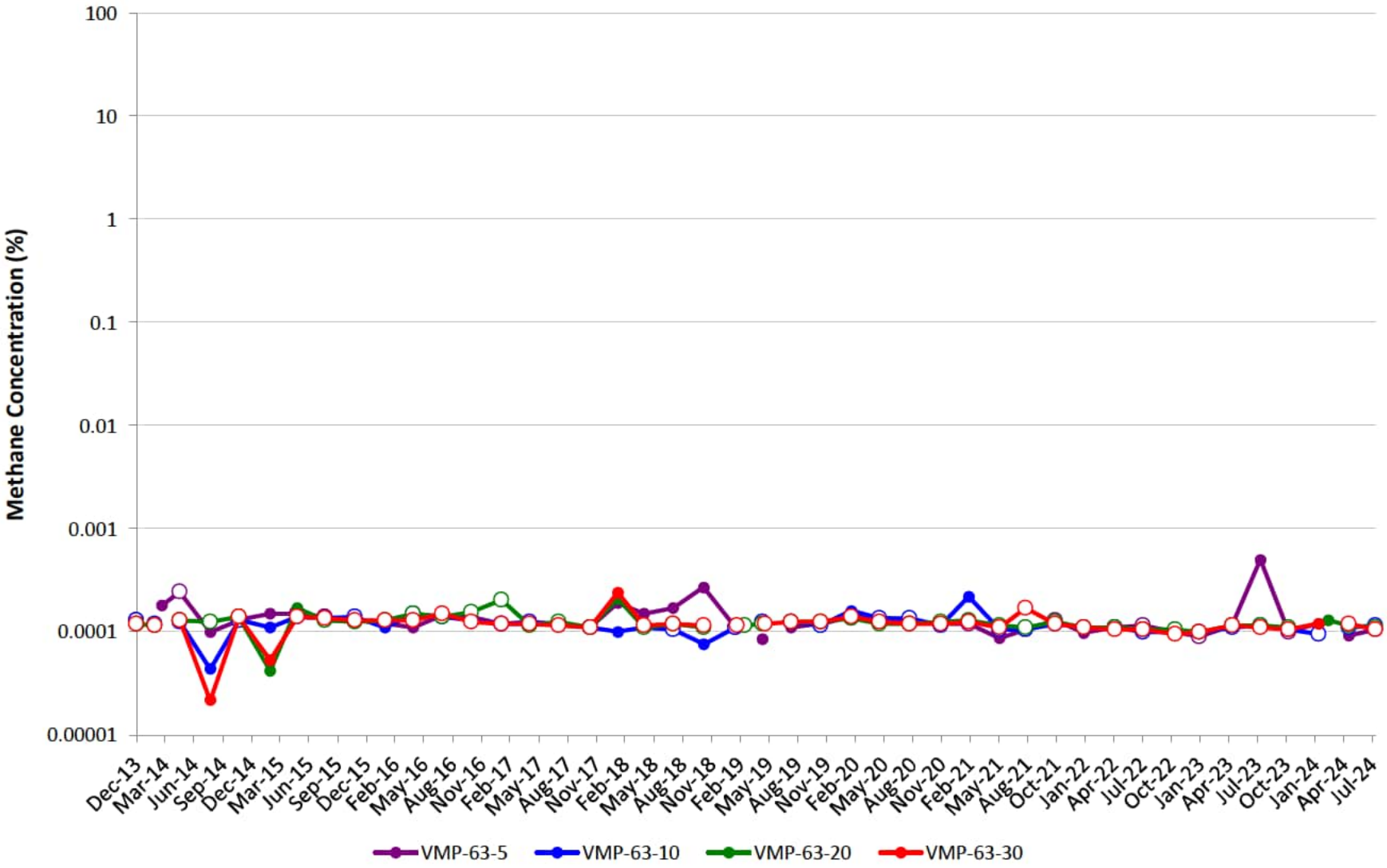

VMP-64

Note: Open circles are non-detect results shown at ½ the reporting limit (PQL). Maximum result from parent/duplicate pair shown.
Gap in plot line indicates sample not able to be collected due to site conditions, or that ports were not sampled on the same day of the quarterly event.

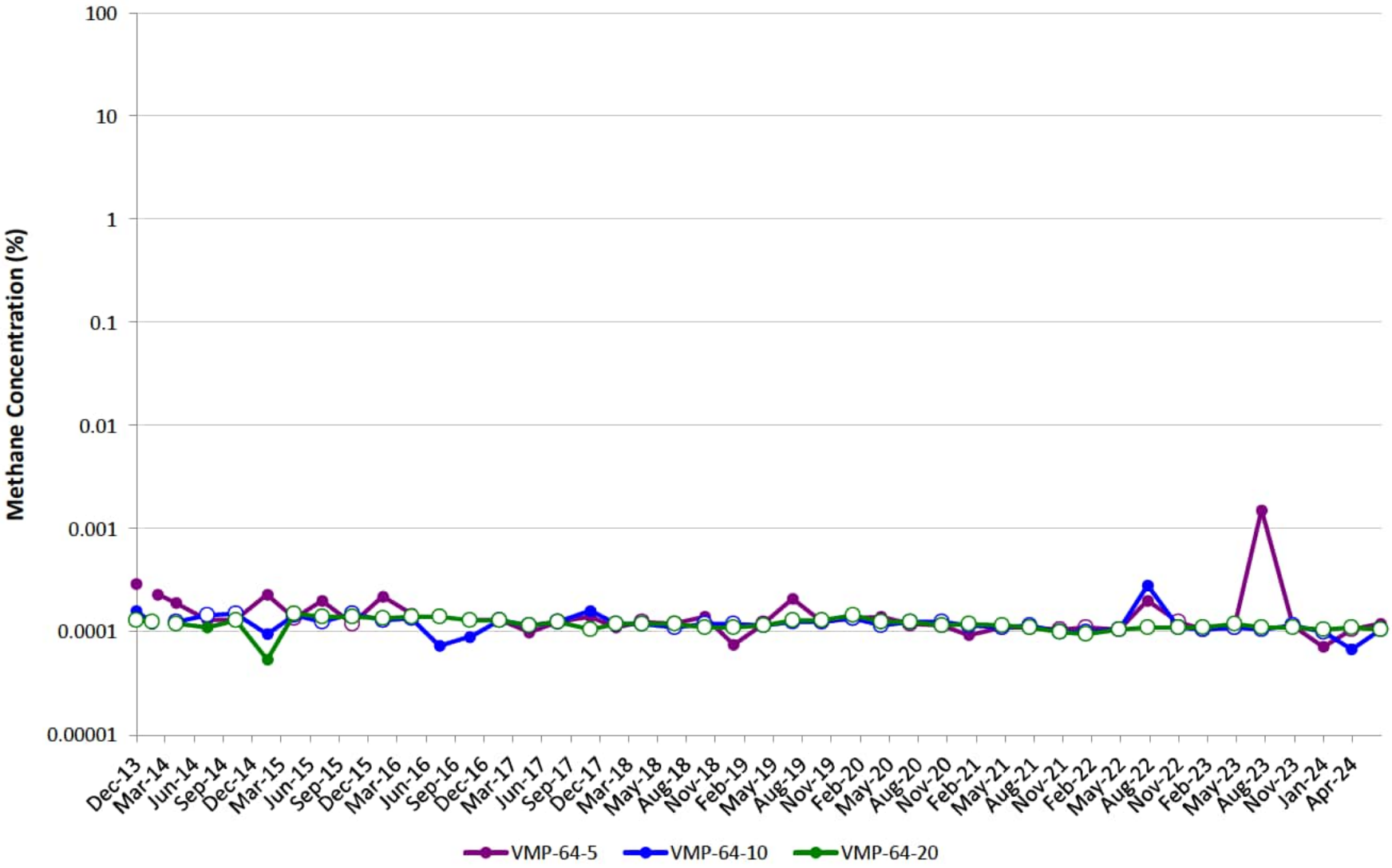

Appendix C
SVE System Operating Efficiency and Maintenance Chronology

APPENDIX C
SVE SYSTEM OPERATING EFFICIENCY

July-24		Hours of Operation	August-24		Hours of Operation	September-24		Hours of Operation
Date	Hours		Date	Hours		Date	Hours	
1	24	24	1	24	24	1	24	24
2	24	24	2	24	24	2	24	24
3	24	23.63	3	24	24	3	24	23.88
4	24	24	4	24	24	4	24	24
5	24	24	5	24	23.52	5	24	24
6	24	24	6	24	24	6	24	24
7	24	24	7	24	24	7	24	24
8	24	24	8	24	23.03	8	24	24
9	24	24	9	24	24	9	24	23.87
10	24	23.93	10	24	24	10	24	14.35
11	24	24	11	24	24	11	24	23.4
12	24	24	12	24	20.68	12	24	24
13	24	24	13	24	24	13	24	24
14	24	24	14	24	24	14	24	24
15	24	24	15	24	21.13	15	24	24
16	24	22.78	16	24	23.25	16	24	24
17	24	24	17	24	24	17	24	24
18	24	24	18	24	24	18	24	24
19	24	24	19	24	24	19	24	24
20	24	24	20	24	24	20	24	24
21	24	24	21	24	23.75	21	24	24
22	24	24	22	24	24	22	24	24
23	24	24	23	24	24	23	24	24
24	24	24	24	24	24	24	24	24
25	24	24	25	24	24	25	24	24
26	24	24	26	24	24	26	24	24
27	24	24	27	24	24	27	24	24
28	24	24	28	24	24	28	24	24
29	24	22.47	29	24	24	29	24	24
30	24	17.73	30	24	23.63	30	24	19.63
31	24	24	31	24	24			
Totals	**744**	**734.54**	**Totals**	**744**	**734.99**	**Totals**	**720**	**705.13**
% Up Time		**98.73%**	**% Up Time**		**98.79%**	**% Up Time**		**97.93%**

APPENDIX C
SVE SYSTEM MAINTENANCE CHRONOLOGY

- **July 1, 2024–** Drained condensate from both system compressors and performed bubble test on natural gas line.

- **July 3, 2024–** 800 hour maintenance – Replaced WFL VLS filter and pre-filter, replaced blower pre-filter, replaced combustion filter, greased all system fittings, replaced system data card, and changed the blower oil.

- **July 8, 2024–** Drained condensate from both system compressors and performed bubble test on natural gas line.

- **July 10, 2024–** Tested AST, VLS and process room floats.

- **July 15, 2024–** Drained condensate from both system compressors and performed bubble test on natural gas line.

- **July 16, 2024–**Replaced WFL VLS pre-filter, cleaned both WFL and PW VLS units, and added mineral oil to blower gravity feeder.

- **July 22, 2024–** Drained condensate from both system compressors and performed bubble test on natural gas line.

- **July 25, 2024–** Manual dilution valve adjusted from 28% to 30% open and blower speed increased from 60% to 75%. Replaced SVE-39 sample port ball valve.

- **July 26, 2024–** WFL South supplemental dilution valve adjusted from 0% to 25% open. WFL North supplemental dilution valve adjusted from 0% to 25% open. PW supplemental dilution valve adjusted from 0% to 25% open.

- **July 29, 2024–** Drained condensate from both system compressors and performed bubble test on natural gas line.

- **August 5, 2024–** Drained condensate from both system compressors and performed bubble test on natural gas line. WFL AST interstitial vacuum adjusted from -13.5 in/hg to -21 in/hg.

- **August 7, 2024–** Replaced WF AST interstitial gauge, WFL AST interstitial vacuum adjusted from -8 in/hg to -23 in/hg.

- **August 8, 2024–** 800 hour maintenance – Replaced WFL VLS filter and pre-filter, replaced blower pre-filter, replaced combustion filter, and replaced system data card. Tested AST, VLS and process room floats.

- **August 9, 2024–** Greased all system fittings.

- **August 12, 2024–** Replaced Poppet #1 actuator, replaced Poppet #2 mufflers, drained condensate from both system compressors and performed bubble test on natural gas line.

- **August 14, 2024–** Cleaned both PW and WFL VLS float systems and housings.

APPENDIX C
SVE SYSTEM MAINTENANCE CHRONOLOGY

- **August 19, 2024–** Drained condensate from both system compressors and performed bubble test on natural gas line. Teal Line header valve adjusted from 0% to 100% open. SVE-21 and SVE-22 opened from 0% to 100% open.

- **August 21, 2024–** WFL South supplemental dilution valve adjusted from 25% to 100% open. WFL North supplemental dilution valve adjusted from 25% to 100% open. PW supplemental dilution valve adjusted from 25% to 100% open. Teal Line header, Red Line header, Blue Line header, and Purple Line header valves adjusted from 100% to 0% open. SVE-21 and SVE-22 closed.

- **August 22, 2024–** WFL South supplemental dilution valve adjusted from 100% to 25% open. WFL North Supplemental dilution valve adjusted from 100% to 25% open. PW supplemental dilution valve adjusted from 100% to 25% open. Red Line header, Blue Line header, and Purple Line header valves adjusted from 0% to 100% open. Manual dilution valve adjusted from 30% to 40% open.

- **August 26, 2024–** Drained condensate from both system compressors and performed bubble test on natural gas line. Teal Line header valve adjusted from 0% to 100% open. SVE-21 and SVE-22 opened from 0% to 100% open.

- **August 30, 2024–** 800 hour maintenance – Replaced WFL VLS filter and pre-filter, replaced blower pre-filter, replaced combustion filter, and greased all system fittings.

- **September 3, 2024–** Drained condensate from both system compressors and performed bubble test on natural gas line. Tested AST, VLS and process room floats.

- **September 9, 2024–** Drained condensate from both system compressors and performed bubble test on natural gas line.

- **September 10, 2024–** Cleaned PW VLS float systems and housings.

- **September 11, 2024–** Teal Line header valve adjusted from 100% to 0% open.

- **September 13, 2024–** SVE-21 and SVE-22 closed.

- **September 16, 2024–** Drained condensate from both system compressors and performed bubble test on natural gas line.

- **September 24, 2024–** Drained condensate from both system compressors and performed bubble test on natural gas line.

- **September 26, 2024–** Manual dilution valve adjusted from 40% to 52% open and replaced combustion filter.

- **September 27, 2024–** Manual dilution valve adjusted from 52% to 40% open.

- **September 30, 2024–**800 hour maintenance – Replaced WFL VLS filter and pre-filter, replaced PW VLS filter and pre-filter, replaced blower filter and pre-filter, and greased all system fittings. Tested AST, VLS and process room floats. Manual dilution valve adjusted from 40% to 45% open.

Appendix D
SVE System Leg Flow Rates

SEE LAST PAGE OF TABLE FOR NOTES

APPENDIX D
SVE SYSTEM LEG FLOW RATES

Date	Red Leg Flow[1] (SCFM)	Blue Leg Flow[1] (SCFM)	Green Leg Flow[1] (SCFM)	Teal Leg Flow[1] (SCFM)	Purple Leg Flow[1] (SCFM)	Brown Leg Flow[1] (SCFM)
10/3/2023	130	56	0	100	119	0
10/10/2023	126	56	0	89	95	0
10/17/2023	132	61	0	90	83	0
10/23/2023	123	55	0	114	106	0
11/2/2023	125	58	0	97	85	0
11/7/2023	127	56	0	78	88	0
11/15/2023	129	36	0	76	72	0
11/20/2023	127	38	0	78	72	0
11/29/2023	130	41	0	67	61	0
12/5/2023	115	58	0	63	80	0
12/12/2023	118	60	0	74	86	0
12/21/2023	0	61	0	76	87	0
12/26/2023	138	59	0	57	81	0
1/3/2024	119	55	0	63	77	0
1/9/2024	109	59	0	61	66	0
1/17/2024	119	55	0	61	145	0
1/23/2024	108	47	0	62	152	0
2/1/2024	111	81	0	74	120	0
2/5/2024	113	92	0	68	107	0
2/14/2024	114	90	0	109	107	0
2/21/2024	108	53	0	81	97	0
2/26/2024	107	46	0	83	92	0
3/5/2024	118	56	0	89	110	0
3/13/2024	116	53	169	73	97	0
3/20/2024	114	37	180	78	105	0
3/26/2024	97	89	0	90	103	0
4/2/2024	122	99	0	88	119	0
4/10/2024	105	84	0	74	90	0
4/16/2024	148	88	0	75	107	0
4/22/2024	155	93	0	78	93	0
5/2/2024	148	87	0	64	103	0
5/7/2024	140	93	0	65	92	0
5/14/2024	149	88	0	61	95	0
5/21/2024	149	89	0	68	116	0
5/29/2024	144	80	0	97	121	0
6/5/2024	147	85	0	95	103	0
6/14/2024	70	50	0	0	49	0
6/19/2024	74	49	0	0	63	0
6/26/2024	173	92	0	0	114	0

APPENDIX D
SVE SYSTEM LEG FLOW RATES

Date	Red Leg Flow[1] (SCFM)	Blue Leg Flow[1] (SCFM)	Green Leg Flow[1] (SCFM)	Teal Leg Flow[1] (SCFM)	Purple Leg Flow[1] (SCFM)	Brown Leg Flow[1] (SCFM)
7/2/2024	171	93	0	0	97	0
7/9/2024	149	89	0	0	109	0
7/17/2024	155	90	0	0	124	0
7/23/2024	150	83	0	0	126	0
7/31/2024	134	74	0	0	113	0
8/6/2024	141	83	0	0	116	0
8/13/2024	149	88	0	0	114	0
8/19/2024	148	89	0	0	124	0
8/26/2024	107	66	0	0	93	0
9/4/2024	103	62	0	158	66	0
9/11/2024	111	70	0	0	92	0
9/18/2024	109	60	0	0	71	0
9/24/2024	90	56	0	0	65	0

[1]USEPA Method 2 "Determination of Stack Gas Velocity and Volumetric Flow Rate (Type S Pitot Tube)" specifies that a default pitot tube coefficient of 0.99 shall be used to calculate flow if the coefficient is unknown and the tube is designed according to the criteria of Sections 6.7.1 to 6.7.5 of this method. During the 2nd Quarter 2013, a review of the calculation was performed and it was noted that a 0.67 coefficient should be used for the specific pitot tubes used to collect data at the site. AECOM has corrected the previously calculated mass removal to reflect the 0.67 pitot tube coefficient.

[2]Brown Leg was shut off on December 20, 2017.

[3]Green Leg was shut off on July 7, 2020, re-opened March 6, 2024, and closed March 20, 2024.

[4]Red Leg was shut off from December 18 to December 22, 2023 due to SVE vault maintenance.

[5]Teal Leg was shut off on June 12, 2024 due to start of SEE system vapor extraction, and was briefly opened in 3Q24 during periods of SEE system downtime.

Appendix E
Total Header Hydrocarbon Concentrations

SEE LAST PAGE OF TABLE FOR NOTES

APPENDIX E
TOTAL HEADER HYDROCARBON CONCENTRATIONS

Date	West Fenceline Concentration (ppmv)	Public Works Concentration (ppmv)
10/3/2023	16,900	66,270
10/10/2023	17,300	56,950
10/17/2023	18,400	52,360
10/23/2023	24,850	53,750
11/2/2023	19,030	51,680
11/7/2023	18,200	50,350
11/15/2023	15,600	41,650
11/20/2023	15,900	41,440
11/29/2023	16,900	36,950
12/5/2023	16,700	33,150
12/12/2023	16,300	32,960
12/21/2023	46,850	40,950
12/26/2023	20,500	35,850
1/3/2024	17,800	42,650
1/9/2024	21,500	66,180
1/17/2024	42,240	47,480
1/23/2024	43,790	50,090
2/1/2024	25,130	40,120
2/5/2024	21,000	40,050
2/14/2024	20,900	55,650
2/21/2024	22,600	68,770
2/26/2024	21,900	57,960
3/5/2024	22,100	52,610
3/13/2024	13,600	44,580
3/20/2024	14,300	50,920
3/26/2024	23,800	60,350
4/2/2024	21,100	64,780
4/10/2024	21,800	51,220
4/16/2024	20,300	57,200
4/22/2024	17,000	56,850
5/2/2024	21,600	60,510
5/7/2024	29,400	66,710
5/14/2024	34,900	58,350
5/21/2024	36,300	55,780
5/29/2024	27,870	63,320
6/5/2024	33,200	65,350
6/14/2024	12,123	Header Closed
6/19/2024	12,729	Header Closed
6/26/2024	24,926	Header Closed

SEE LAST PAGE OF TABLE FOR NOTES

APPENDIX E
TOTAL HEADER HYDROCARBON CONCENTRATIONS

Date	West Fenceline Concentration (ppmv)	Public Works Concentration (ppmv)
7/2/2024	19,435	Header Closed
7/9/2024	21,270	Header Closed
7/17/2024	23,437	Header Closed
7/23/2024	24,230	Header Closed
7/31/2024	19,093	Header Closed
8/6/2024	21,199	Header Closed
8/13/2024	17,628	Header Closed
8/19/2024	19,190	Header Closed
8/26/2024	18,150	Header Closed
9/4/2024	16,015	49
9/11/2024	19,527	Header Closed
9/18/2024	17,032	Header Closed
9/24/2024	17,667	Header Closed

Public Works Header was closed on June 12, 2024 due to start of SEE system vapor extraction.
Public Works Header was opened briefly in 3Q24 during periods of SEE downtime.

Appendix F
SVE System Flow Rates

SEE LAST PAGE OF TABLE FOR NOTES

APPENDIX F
SVE SYSTEM FLOW RATES

Date	West Fenceline Header[1] (SCFM)	Public Works Header[1] (SCFM)
10/3/2023	305	100
10/10/2023	277	89
10/17/2023	276	90
10/23/2023	285	114
11/2/2023	268	97
11/7/2023	270	78
11/15/2023	237	76
11/20/2023	237	78
11/29/2023	232	67
12/5/2023	253	63
12/12/2023	264	74
12/21/2023	147	76
12/26/2023	278	57
1/3/2024	252	63
1/9/2024	235	61
1/17/2024	319	61
1/23/2024	307	62
2/1/2024	312	74
2/5/2024	312	68
2/14/2024	312	109
2/21/2024	258	81
2/26/2024	244	83
3/5/2024	283	89
3/13/2024	434	73
3/20/2024	436	78
3/26/2024	288	90
4/2/2024	340	88
4/10/2024	278	74
4/16/2024	343	75
4/22/2024	341	78
5/2/2024	338	64
5/7/2024	326	65
5/14/2024	333	61
5/21/2024	354	68
5/29/2024	346	97
6/5/2024	335	95
6/14/2024	169	0
6/19/2024	186	0
6/26/2024	379	0

SEE LAST PAGE OF TABLE FOR NOTES

APPENDIX F

SVE SYSTEM FLOW RATES

Date	West Fenceline Header[1] (SCFM)	Public Works Header[1] (SCFM)
7/2/2024	361	0
7/9/2024	347	0
7/17/2024	369	0
7/23/2024	359	0
7/31/2024	422	28
8/6/2024	470	52
8/13/2024	478	45
8/19/2024	478	69
8/26/2024	384	61
9/4/2024	321	208
9/11/2024	373	56
9/18/2024	315	45
9/24/2024	285	43

[1]USEPA Method 2 "Determination of Stack Gas Velocity and Volumetric Flow Rate (Type S Pitot Tube)" specifies that a default pitot tube coefficient of 0.99 shall be used to calculate flow if the coefficient is unknown and the tube is designed according to the criteria of Sections 6.7.1 to 6.7.5 of this method. During the 2nd Quarter 2013, a review of the calculation was performed and it was noted that a 0.67 coefficient should be used for the specific pitot tubes used to collect data at the site. AECOM has corrected the previously calculated mass removal to reflect the 0.67 pitot tube coefficient.

[2]Public Works header was closed on June 12, 2024 due to start of SEE system vapor extraction.

[3]West Fenceline Supplemental Dilution Valves #1 and #2, and Public Works Supplemental Dilution Valve were opened on July 26, 2024 to assist with the processing of vapor from the SEE system. Supplemental dilution introduces ambient air into the headers downstream of the contribution of vapors from the SVE wells, and therefore increases total header flow. With the exception of the September 4, 2024 flow value above (two Public Works SVE wells were open on 9/4/2024), the Public Works Header flow values for 3Q24 represent the flow of ambient air through the Public Works Supplemental Dilution Valve.

AECOM
100 N. Broadway, 20th Floor
St. Louis, MO 63102
aecom.com