# Illinois Environmental Protection Agency

Bureau of Land • 1021 North Grand Avenue East • P.O. Box 19276 • Springfield • Illinois • 62794-9276

## ILLINOIS EPA RCRA CORRECTIVE ACTION CERTIFICATION

This certification must accompany any document submitted to Illinois EPA in accordance with the corrective action requirements set forth in a facility's RCRA permit. The original and two copies of all documents submitted must be provided.

### 1.0 Facility Identification

Name: Equilon Enterprises LLC d/b/a/ Shell
County: Madison
Street Address: 900 South Central Ave
Site No. (IEPA): 1191150002
City: Roxana
Site No. (USEPA): ILD080 012 305

### 2.0 Owner Information

Name: Not Applicable
Mail Address:
City:
State: Zip Code:
Contact Name:
Contact Title:
Phone:

### 3.0 Operator Information

Name: Equilon Enterprises LLC d/b/a/ Shell
Mail Address: 128 East Center Street
City: Nazareth
State: PA Zip Code: 18064
Contact Name: Leroy Bealer
Contact Title: Senior Program Manager
Phone: 484-632-7955

### 4.0 Type of Submission (check applicable item and provide requested information, as applicable)

- [ ] RFI Phase I Workplan/Report
- [ ] RFI Phase II Workplan/Report
- [ ] CMP Report;
- [x] Other (describe): Soil Vapor Sampling and SVE Monitoring Report - 4th Quarter 2025

IEPA Permit Log No. B-43R
Date of Last IEPA Letter on Project November 3, 2025
Log No. of Last IEPA Letter on Project B-43R-CA-123

Does this submittal include groundwater information: [x] Yes [ ] No

Date of Submittal February 11, 2026

### 5.0 Description of Submittal: (briefly describe what is being submitted and its purpose)

Soil Vapor Sampling and SVE Monitoring Report for the 4th Quarter 2025 in the project area located in the Village of Roxana, Illinois.

### 6.0 Documents Submitted (identify all documents in submittal, including cover letter; give dates of all documents)

Cover letter, RCRA Corrective Action Certification, and Report dated 2/11/2026. Copy of submittal also sent directly to G. Ko, T. Halteman, and A. Al-Janabi of IEPA.

IL 532-2832
LPC 632

## 7.0 Certification Statement

(This statement is part of the overall certification being provided by the owner/operator, professional and laboratory in Items 7.1, 7.2 and 7.3 below). The activities described in the subject submittals have been carried out in accordance with procedures approved by Illinois EPA. I certify under penalty of law that this document and all attachments were prepared under my direction or supervision in accordance with a system designed to assure that qualified personnel properly gather and evaluate the information submitted. Based on my inquiry of the person or persons who manage the system, or those persons directly responsible for gathering the information, the information submitted is, to the best of my knowledge and belief, true, accurate, and complete. I am aware that there are significant penalties for submitting false information, including the possibility of fine and imprisonment for knowing violations.

## 7.1 Owner/Operator Certification

(Must be completed for all submittals. Certification and signature requirements are set forth in 35 IAC 702.126.) All submittals pertaining to the corrective action requirements set forth in a RCRA Permit must be signed by the person designated below (or by a duly authorized representative of that person):

1. For a Corporation, by a principal executive officer of at least the level of vice president.
2. For a Partnership or Sole Proprietorship, by a general partner or the proprietor, respectively.
3. For a Governmental Entity, by either a principal executive officer or a ranking elected official.

A person is a duly authorized representative only if:

1. the authorization is made in writing by a person described above; and
2. the written authorization is provided with this submittal (a copy of a previously submitted authorization can be used).

Owner Signature: _____ Date: _____

Title: _____

Operator Signature: _____ Date: 2/6/2026

Title: **Senior Program Manager**

## 7.2 Professional Certification (if necessary)

Work carried out in this submittal or the regulations may also be subject to other laws governing professional services, such as the Illinois Professional Land Surveyor Act of 1989, the Professional Engineering Practice Act of 1989, the Professional Geologist Licensing Act, and the Structural Engineering Licensing Act of 1989. No one is relieved from compliance with these laws and the regulations adopted pursuant to these laws. All work that falls within the scope and definitions of these laws must be performed in compliance with them. The Illinois EPA may refer any discovered violation of these laws to the appropriate regulating authority.

Any person who knowingly makes a false, fictitious, or fraudulent material statement, orally or in writing, to the Illinois EPA commits a Class 4 felony. A second or subsequent offense after conviction is a Class 3 felony. (415 ILCS 5/44 (h))

Professional's Signature: _____ Date: 2/2/2026

Professional's Name Wendy Pennington

Address 100 N. Broadway, 20th Floor

City St. Louis

State MO Zip Code 63102

Phone 314-452-8929

Professional's Seal:

LICENSED PROFESSIONAL ENGINEER
WENDY M. PENNINGTON
062.064098
expires 11-30-27
STATE OF ILLINOIS

## 7.3 Laboratory Certification (if necessary)

The sample collection, handling, preservation, preparation and analysis efforts for which this laboratory was responsible were carried out in accordance with procedures approved by Illinois EPA.

Name of Laboratory Euorfins Environment Testing Northern California, LLC

Sepideh Saeed

Signature of Laboratory Responsible Officer

Date: 02/10/26

Mailing Address of Laboratory

Address 180 Blue Ravine Road, Suite B

City Folsom

State CA Zip Code 95630

Sepideh Saeed-Business Unit Manager

Name and Title of Laboratory Responsible Officer

AECOM
100 N. Broadway,
20th Floor
St. Louis, MO 63102
www.aecom.com

314 429 0100 tel
314 429 0462 fax

February 11, 2026

Mr. Joshua Rhoades, PE
Manager, Permit Section
Illinois Environmental Protection Agency
Division of Land Pollution Control
Bureau of Land
2520 W. Iles Avenue
Springfield, Illinois 62704

**Soil Vapor Sampling and SVE Monitoring Report – 4th Quarter 2025**
**Roxana, Illinois**
**1191150002 – Madison County**
**Equilon Enterprises LLC d/b/a Shell Oil Products US**
**Log No. B-43R-CA-108**

Dear Mr. Rhoades:

On behalf of Equilon Enterprises LLC d/b/a Shell Oil Products US (Shell), AECOM Technical Services, Inc. (AECOM) is submitting the enclosed report for your review. This report includes information required by Condition 11 of the Illinois Environmental Protection Agency's (IEPA) letter dated May 28, 2015 (Log N. B-43R-CA-66 and 84).

Electronic copies of this submittal are being sent separately directly to Gary Ko and Ali Al-Janabi with the IEPA.

If you have any questions during your review, please contact Leroy Bealer, Shell Senior Program Manager, at leroy.bealer@shell.com (484-632-7955), or Wendy Pennington at wendy.pennington@aecom.com (314-452-8929).

Sincerely,

AECOM, on behalf of Shell Oil Products US

Joe Mayer
Environmental Engineer

Wendy Pennington, PE
Project Manager

Enclosures: RCRA Corrective Action Certification Form and Report

cc:

Leroy Bealer, Shell
Megan Lipscomb, Phillips 66
Gary Ko, IEPA, Springfield
Ali Al-Janabi, IEPA, Collinsville
Yuping Ding, Illinois Department of Public Health
Repositories – Roxana Public Library, website

AECOM

# 4th Quarter 2025 Report

# Soil Vapor Sampling and SVE Monitoring Report Roxana, IL

Prepared for:
Equilon Enterprises LLC dba Shell Oil Products US

Project number: 60771235

February 2026

Delivering a better world

# Table of Contents


1 Introduction ..... 1
2 Description of Subsurface Conditions ..... 2
2.1 Geology ..... 2
2.2 Hydrogeology ..... 3
3 Soil Vapor Sampling and Analytical Procedures ..... 4
3.1 Vapor Monitoring Port Sampling ..... 4
3.2 Health & Safety, Decontamination, and Investigation Derived Waste ..... 5
3.3 Sample Handling and Laboratory Testing ..... 5
3.4 Data Quality Review and Data Management ..... 6
4 Soil Vapor Sampling Results ..... 7
4.1 Data Quality Review Results ..... 7
4.2 Soil Vapor Analytical Results ..... 7
4.3 Conceptual Site Model ..... 8
5 Soil Vapor Extraction System Monitoring ..... 10
5.1 SVE System Operations ..... 10
5.2 SVE Maintenance Activities and Modifications ..... 10
5.3 SVE System Monitoring Results ..... 10
5.4 SVE System Operation Evaluation ..... 12
5.5 SVE System Modification Recommendations ..... 16
6 Conclusions ..... 17
7 References ..... 19

# Tables

Table 1 Quarterly Groundwater Monitoring Well Gauging Results
Table 2 Soil VMP Depths
Table 3 Soil Vapor Sampling – Tedlar® Sampling Data
Table 4 Soil Vapor Screening Criteria
Table 5 Summary of Soil Vapor Analytical Detections and Screening Results: Village – VOCs
Table 6 Summary of Soil Vapor Analytical Detections and Screening Results: Public Works Yard and WRR – VOCs
Table 7 Summary of Soil Vapor Analytical Results – Natural Gases
Table 8 SVE System Monthly Monitoring – SVE Sampling Data
Table 9 SVE System Monthly Monitoring – VMP Sampling Data
Table 10 SVE System Header and Exhaust Analytical Data

# Figures

Figure 1 Investigation Area Location Map
Figure 2 Vapor Monitoring Point Sampling Locations
Figure 3 4Q25 Refinery Potentiometric Map
Figure 4 4Q25 Vapor Port Screen Comparison to Groundwater Elevations
Figure 5 4Q25 Vapor Port Analytical Exceedances
Figure 6 4Q25 Cross-Section with Benzene Soil Vapor Analytical Results – Chaffer Avenue
Figure 7 4Q25 Benzene Soil Vapor Distribution – 5 ft bgs
Figure 8 4Q25 Benzene Soil Vapor Distribution – 10 ft bgs
Figure 9 4Q25 Benzene Soil Vapor Distribution – 25 ft bgs
Figure 10 4Q25 Dissolved Phase Benzene Concentrations in Groundwater
Figure 11 SVE System Layout

# Appendices

Appendix A Site Background and Regulatory History
Appendix B Benzene and Methane Charts
Appendix C SVE System Operating Efficiency and Maintenance Chronology
Appendix D SVE System Leg Flow Rates
Appendix E Total Header Hydrocarbon Concentrations
Appendix F SVE System Flow Rates

# 1 Introduction

AECOM Technical Services, Inc. (AECOM) is submitting this 4th Quarter 2025 Soil Vapor Sampling and SVE Monitoring Report on behalf of Equilon Enterprises LLC dba Shell Oil Products US (Shell). Shell has been conducting a subsurface investigation in the Village of Roxana in the area generally bounded by the alley north of East 1st Street, the Roxana Public Works Yard, Illinois Route 111, and the property boundary (a/k/a West Fenceline [WFL]) of the WRB Refining, LP (WRB) Wood River Refinery (WRR) (**Figure 1**). Additional investigations have been conducted inside the WRR; this work was conducted in cooperation with WRB/Phillips 66 (P66). For the purposes of presentation in this report only, the combined area is collectively referred to as the "Investigation Area." The Investigation Area includes a portion of a residential area in the Village of Roxana, Roxana Public Works Yard, and the adjoining portions of the WRR. For the purposes of this report, the term "Village" is used to denote the residential area generally bounded by the alley north of East 1st Street (north), 8th Street (south), Chaffer Avenue (east), and Illinois Route 111 (South Central Avenue) (west). The Investigation Area and locations of VMPs in the soil vapor sampling network are presented in **Figure 2.** Site background information and regulatory history are presented in **Appendix A**.

# 2 Description of Subsurface Conditions

This section summarizes the current understanding of the Investigation Area geology and hydrogeology.

## 2.1 Geology

The Investigation Area is located approximately 1.5 miles east of the Mississippi River within the American Bottoms floodplain. The surface topography is generally flat; however, it slopes downward to the west-southwest in the southwestern portion of the Village, with a total drop in elevation of approximately 15 feet across the area.

The ground surface in the Village within the Investigation Area, where not developed with structures, is primarily grass covered with paved (i.e., chip and seal, asphalt, etc.) alleys and streets. Beneath any man-made fill material, the subsurface conditions generally consist of silty clay underlain by sands to the depths investigated.

Subsurface stratigraphy within the Investigation Area generally consists of the following materials, from the ground surface down.

- Fill – (mainly clay, some gravel and cinders, etc.) Extends from the surface to approximately six feet below ground surface (bgs).
- Clay/Silt – (primarily silty clay) Where present, the clay generally extends from the base of the fill to approximately 12 feet bgs.
- Sand – (consisting primarily of fine to medium grained (which coarsens with depth) sand with some silt and clay, especially at the shallower depths). The sand begins at the base of the clay (or base of the fill if the clay is not present) and extends to the total depth of the borings.

Discontinuous lower permeability lenses of clay with some silt and sand are occasionally present. These lenses vary in thickness from 1 inch to a few feet and do not appear to be laterally (or vertically) extensive.

Cross-sections depicting the underlying geology were previously presented in the Dissolved Phase Groundwater Investigation and P-60 Free Phase Product Delineation Report (URS, 2010a). These cross-sections were developed based on information provided on cone penetration test (CPT) logs and soil boring logs. A modified cross-section presenting analytical data is discussed in **Section 4.3** of this report.

## 2.2 Hydrogeology

Groundwater in the sand underlying the Investigation Area is the primary source for large volume water production in the area (e.g., industrial and municipal supply). Prior to development in the area, the natural movement of groundwater was toward the west (toward the Mississippi River). Since development in the area, groundwater pumping has altered the groundwater flow in the area to flow toward nearby pumping wells (e.g., WRR, British Petroleum [BP], etc.).

The water table encountered during the 4th Quarter 2025 (4Q25) was at a depth of approximately 29 to 47 feet bgs (approximate elevation of 399.4 to 403.6 North American Vertical Datum [NAVD 88]). The variation in depth of groundwater from the ground surface is partially due to a change in surface elevation across the Investigation Area. As a result, there is generally a 25 to 40 foot thick vadose (unsaturated) zone in the sand. Groundwater levels in most wells in the vicinity of the West Fenceline have risen approximately 1.0 ft since the 3Q25 gauging event. Water level measurements collected during the 4Q25 groundwater gauging event and historical water level measurements collected over the current quarter and previous three quarters are provided in **Table 1**. Depth to product (if present) and depth to water were noted in electronic format using Microsoft Surface tablet computers (computer), or similar, and on groundwater field gauging sheets.

There are discontinuous low permeability silt and clay lenses above the water table (approximately 20 to 30 feet bgs) mixed with silt and sand. These lenses are isolated and limited in occurrence. There are additional discontinuous clay lenses at a depth of approximately 35 to 45 feet bgs localized in the area between East 2nd and 4th Street and Chaffer Avenue. These may be above or below the water table depending on groundwater conditions. As a result, the groundwater contours displayed in **Figures 3 and 4** show a slight mounding in this area.

The potentiometric surface observed during the 4Q25 comprehensive groundwater monitoring well gauging[1] (**Figure 3**) illustrates groundwater flow within the Village and WRR. **Figure 4** provides the groundwater potentiometric surface for the Investigation Area in 4Q25.

[1] 4Q25 comprehensive groundwater monitoring well gauging performed October 1-3, 2025.

# 3 Soil Vapor Sampling and Analytical Procedures

The 4Q25 soil vapor sampling event was performed in accordance with ASTM D-7663-18 and applicable site-specific Standard Operating Procedures (SOPs) that incorporate previous IEPA comments, conditions, and/or modifications. Current SOPs are provided to the IEPA as updates are made. The 4Q25 soil vapor sampling event was conducted October 27 – November 7, and was the 62nd quarterly sampling event performed since the IEPA requirement for quarterly soil vapor sampling began in 3rd Quarter 2010.

## 3.1 Vapor Monitoring Port Sampling

The soil vapor sampling network currently consists of 61 VMP locations (**Figure 2**), of which 44 locations are currently being utilized for quarterly sampling. VMPs in the quarterly sampling program are generally screened at four depths[2] at each location. The individual VMPs are labeled and color-coded in the field from shallow to deep by using the color scheme of yellow (1st interval), blue (2nd interval), green (3rd interval), and red (4th interval). Additional VMPs installed as part of a supplemental sampling event in 2nd Quarter 2010 (2Q10) are color-coded white (10-foot depth). Vapor ports installed during 3Q11 and 4Q11 do not have the shallow (5-foot depth) port included and begin with the blue interval port. Soil VMP depths are provided in **Table 2**.

Saturated VMP Screens – The groundwater monitoring well gauging results suggested that 10 of the VMP screens were submerged beneath the water table (or a temporary water condition) during 4Q25; details are provided below.

- One 1st interval VMP, VMP-55-5, held vacuum during the attempted purge and was most likely submerged. The screen for VMP-55-5 is within fill material, and it is not unusual for shallow water to be trapped in the fill.
- Two 2nd interval VMP, VMP-25-9.5 and VMP-55-10, held vacuum during the attempted purge and was most likely submerged. The screen VMP-55-10 is within fill material, and it is not unusual for shallow water to be trapped in the fill.
- One 3rd interval VMP, VMP-25-21, held vacuum during the attempted purge and was most likely submerged.
- Five 4th interval VMPs, VMP-2-42, VMP-4-39, VMP-11-38, VMP-55-30, and VMP-64-28 held vacuum during the attempted purge and were most likely submerged.
- One 5th interval VMP, VMP-3-39, held vacuum during the attempted purge and was most likely submerged

SEE Operations
VMPs 13, 14 and 17 were not sampled in 4Q25 due to their close proximity to steam enhanced extraction (SEE) system operations.

VMP Screens within Capillary Fringe Soil Layer – Condition 3.d of IEPA's March 13, 2023 letter states soil vapor samples must be collected "above the capillary fringe soil layer located 37.5 cm [1.23 ft] above the top of the groundwater." 4Q25 groundwater gauging results were compared to VMP screen elevations and it was determined that VMP-1-38.5 and VMP-20-39.5 were within the capillary fringe in 4Q25 and therefore was not sampled.

[2] With the exception of single shallow ports at VMP-17, 18, 19, three ports at VMP-41 through VMP-45, VMP-56, and five ports at VMP-3.

VMPs that were submerged or within the capillary fringe and were not sampled during 4Q25 are identified in **Figure 4**.

Re-samples – VMP-3-31.5 and VMP-53-30 were re-sampled on December 19, 2025. These locations were re-sampled due to excess helium in the initial samples, as measured by the laboratory. The results from the re-samples were similar to historical results. Results from re-samples are presented in **Tables 5 through 7**. Results from the re-samples were modeled in **Figures 7, 8 and 9.**Field measurements from this event and the previous three quarterly events are provided in **Table 3**.

## 3.2 Health & Safety, Decontamination, and Investigation Derived Waste

### Health & Safety

The quarterly sampling activities were performed in accordance with the project-specific Health and Safety Plan (HASP), dated January 23, 2025 (AECOM, 2025a).

Prior to beginning site work and at the start of work each day, a daily safety meeting was held. The purpose of this meeting was to discuss the day's planned activities and to address any potential health and safety concerns. As a part of the daily safety meeting, job safety analyses (now known as Task Hazard Assessments [THAs]) were prepared to address task specific safety concerns.

Field personnel primarily wore U.S. Environmental Protection Agency (USEPA) modified Level D personal protective equipment (PPE), which included hard hat, steel-toed boots, safety glasses, etc. In addition, work within the WRR was performed wearing flame retardant clothing (FRCs) per WRR requirements (in areas where required).

A PID with a 10.6 electron volt (eV) probe, combustible gas indicator (CGI), UltraRAE 3000 with benzene specific measuring tubes, and individual hydrogen sulfide gas detectors (for locations inside WRR) were used as needed during the field activities to monitor air quality. Field instruments were calibrated prior to use each day in accordance with the manufacturer's specifications.

### Decontamination

Field personnel and equipment underwent decontamination procedures to ensure the health and safety of those present, to maintain sample integrity, and to minimize cross-contamination. Non-disposable/reusable sampling equipment (e.g., compression fittings) was decontaminated prior to the collection of each analytical sample by spraying with Liquinox® and distilled water. For stainless steel vapor sampling equipment, a 60 mL syringe was attached to the sampling apparatus and ambient air was pumped into the sampling apparatus to remove any internal dust particles or moisture. Personnel and small equipment decontamination were performed at the sample locations.

### Investigation-Derived Waste

Investigation derived waste (IDW) for this sampling event included PPE and expendable materials (e.g., gloves and tubing), which have a low probability of impact. The expendable materials were collected in trash bags and disposed with municipal waste.

## 3.3 Sample Handling and Laboratory Testing

### Sample Handling

Stainless-steel canisters were labeled with a sample ID, site name, sampler initials, sample date and time, the parameters that were to be analyzed, and pre- and post- vacuum readings. After collection, the samples were logged onto a chain-of-custody (COC) form and packaged in an UN-certified box to prevent damage during shipment. The

samples were then delivered under the proper COC documentation to the laboratory. Due to the potential flammable nature of the vapor in the stainless-steel canisters, some soil vapor samples were shipped as hazardous materials according to applicable regulations.

**Laboratory Testing**

Eurofins Air Toxics, Inc. (Eurofins) of Folsom, California conducted the laboratory testing and the following test methods were utilized during this scope of work.

- Volatile Organic Compounds (VOCs) via Modified USEPA Total Organic-15 (TO-15) (including butane and isopentane) for soil vapor, and
- Natural gases (defined for purposes of this report as oxygen, nitrogen, carbon monoxide, methane, carbon dioxide, ethane, and ethene) via Modified ASTM D-1946 + Helium for soil vapor.

AECOM worked with the laboratory to attain reporting limits for compounds that have screening criteria so that, to the extent possible, the reporting limits were less than the screening criteria. In some cases, this necessitated reporting results between the method detection limit (MDL) and reporting limit (RL). Although results reported in this range are "J"-flagged as estimated, these data may be beneficial in cases where analytes would otherwise be reported as non-detect at RLs above screening levels. The laboratory provided AECOM with a list of their “base” RL capability for target analytes. Sample RLs are a product of base RL, pressurization dilution factor, and analytical dilution factor. Thus, the sample RL will increase with increases in the dilution factor. Results that were reported below the RLs but above the MDL were “J”-flagged as estimated concentrations by the laboratory.

## 3.4 Data Quality Review and Data Management

Laboratory data were provided in electronic form, and analytical data were independently reviewed and qualified by AECOM. One hundred percent of the data were subjected to a data quality review. Evaluation of the data followed procedures outlined in the USEPA National Functional Guidelines for Superfund Organic Methods Data Review (USEPA, 2020). Specific criteria reviewed included sample receipt condition and holding times, method blanks, surrogate spike recoveries, laboratory control samples, results reported from dilutions, and field duplicate results. The laboratory assigned data qualifiers on the basis of their quality control or to indicate sample analysis information (e.g., dilutions). Data qualifiers were also added by AECOM, as appropriate, and are included on the data tables and laboratory result pages. Laboratory reports are included in the project files.

The screening values used were presented in the IEPA’s Tiered Approach to Corrective Action Objectives (TACO) Title 35 – Part 742; Appendix B, Table H: Tier 1 Soil Gas and Groundwater Remediation Objectives for the Indoor Inhalation Exposure Route – Diffusion and Advection for soil vapor effective July 15, 2013 (IEPA, 2013) and are shown on **Table 4**. Not all TO-15 Method constituents have TACO Tier 1 screening criteria.

Field data and documentation collected as part of this scope of work became part of the project file. AECOM maintains the files for the site and the database management system.

# 4 Soil Vapor Sampling Results

## 4.1 Data Quality Review Results

A total of 136 investigative samples plus 15 field duplicate samples were collected from VMPs for analysis of VOCs (TO-15 analytes) and natural gases. Results qualified by AECOM due to method blank contamination, field duplicate results, and quality control sample recoveries are specified in the data reviews, which are retained in the project file. Based on method blanks, laboratory control sample recoveries, results reported from dilutions, and field duplicate results, soil vapor results reported for the analyses performed were accepted for their intended use.

## 4.2 Soil Vapor Analytical Results

The following TO-15 analytes were detected at concentrations at or above the reporting limit in soil vapor during the 4Q25 sampling event:

| TO-15 Detections | |
|---|---|
| 1,2,4-Trimethylbenzene | Ethanol |
| 1,4-Dioxane | Ethylbenzene |
| 2,2,4-Trimethylpentane | Heptane |
| 2-Propanol | Hexane |
| 4-Ethyltoluene | Isopentane |
| Benzene | m,p-Xylene |
| Butane | o-Xylene |
| Chloroform | Tetrachloroethene |
| Dichlorodifluoromethane | Trichloroethene |

No analytes were detected at or above the reporting limit for the first time at any VMP in 4Q25. In addition to this list, several analytes were detected at estimated concentrations below the reporting limit. A cumulative tabular summary of the analytical results for the Village is presented in **Table 5**. A cumulative tabular summary of data for the Roxana Public Works Yard and WRR is presented in **Table 6**. Analytical results were compared to the previously mentioned screening values. Sample results from VMP-1 through VMP-9, VMP-18 through VMP-24, VMP-32, VMP-42 through VMP-45, VMP-47 through VMP-54, VMP-56, and VMP-62 through VMP-64 (located near residences in the Village) were compared against the residential screening criteria. Samples from VMP-10 through VMP-17, VMP-25, VMP-29, VMP-30, VMP-41, and VMP-55 (located at or near the Roxana Public Works Yard or WRR) were compared against the industrial/commercial screening criteria. A cumulative tabular summary of the results for natural gases is presented in **Table 7**. **Tables 5, 6, and 7** present results for the reporting quarter plus three previous quarters.

Benzene was selected as the key analyte to characterize soil vapor in the paragraphs below.

**Village**

Benzene was not detected in 115 of 126 samples. Benzene was detected above the RL in 4 of 126 samples and was estimated between the MDL and RL in 7 of 126 samples collected in the Village. Concentrations of benzene from locations within the Village ranged from an estimated 0.0012 mg/m$^3$ (VMP-3-31.5) to 0.022 mg/m$^3$ (VMP-32-30), with one outlier result of 440 mg/m$^3$ (VMP-56-38.5; 38.5 ft bgs). The results for samples collected in the Village indicate that one sample exceeded the residential screening criterion (0.37 mg/m$^3$) for benzene (VMP-56-38.5 at 38.5 ft bgs).

**Roxana Public Works Yard Area**

Benzene was not detected in 12 of 17 samples. Benzene was detected above the RL in 2 of 17 samples and was estimated between the MDL and RL in 3 of 17 samples collected in the Roxana Public Works Yard and the area along Illinois Route 111 and Rand Avenue. Concentrations of benzene from locations within the Public Works Yard Area ranged from an estimated 0.0014 mg/m$^3$ (VMP-11-29) to 0.0086 mg/m$^3$ (VMP-41-26). The results of samples collected from the Roxana Public Works Yard and area along Illinois Route 111 and Rand Avenue indicate that no samples exceeded the commercial/industrial screening criterion (2.8 mg/m$^3$) for benzene.

**Wood River Refinery**

Benzene was not detected in 6 of 8 samples collected in the WRR. Benzene was detected above the RL in none of the samples and was estimated between the MDL and RL in 2 of 8 samples. Concentrations of benzene ranged from an estimated 0.24 mg/m$^3$ (VMP-12-39) to an estimated 0.36 mg/m$^3$ (VMP-16-19). The results of samples collected in the WRR indicate that no samples exceeded the commercial/industrial screening criterion (2.8 mg/m$^3$).

4Q25 analytical exceedances for benzene and other TO-15 analytes in soil vapor for samples collected in all areas are depicted in **Figure 5**.

**Benzene and Methane Charts**

Charts of historical analytical benzene and methane concentrations for each VMP are depicted in **Appendix B**.

**Natural Gas (Biogenic) Data**

Natural gas data indicate that, where petroleum impacts are present, the concentration of methane increases from shallow to deep sample depths, while oxygen concentrations decrease from shallow to deep sample depths (methane and oxygen are generally inversely correlated in soil vapor). Over time, the trend in oxygen levels in most VMPs has been generally increasing since the SVE system has been operating. Higher oxygen levels (>5%) with lower methane levels indicate an environment capable of supporting aerobic biodegradation (Ririe et al., 1998). 4Q25 oxygen levels were within the range of historical values. A summary of the natural gas results is presented in **Table 7**.

# 4.3 Conceptual Site Model

**Vapor Intrusion**

The primary concern for shallow soil gas was the potential for intrusion through basement and/or building slabs. In September 2011, Shell began installation of a full scale SVE system to address the source of these vapors. The system became operational on January 31, 2012, following the completion of the 1st Quarter 2012 (1Q12) sampling effort. The objective of the SVE system is to mitigate vapors along the WFL of the WRR and in the vicinity of the Roxana Public Works Yard. Construction of the Roxana Public Works Yard portion of the SVE system was completed during 4Q12, and this portion became operational on December 3, 2012. Construction of the Red Line Extension portion of the SVE system was completed during 4Q13, and this portion became operational on October 23, 2013. Construction of the Blue Line Extension portion of the SVE system was completed during 4Q14, and this portion became operational on November 5, 2014. Refer to **Section 5** for further discussion on SVE system operation. **Figure 6** presents a cross-section along Chaffer Avenue with a vertical distribution of the benzene concentrations superimposed.

At most locations, oxygen is present in the shallow depths and little or no aromatic hydrocarbons (e.g., BTEX) are present. Carbon dioxide levels are relatively high throughout the soil column at many locations, which supports that degradation of petroleum hydrocarbons is occurring via aerobic biodegradation. Depending on groundwater fluctuations there can be up to 40 feet of open vadose zone which allows for biodegradation of constituents in soil vapor as they slowly diffuse upwards.

C Tech Development Corporation's Mining Visualization System PRO, Version 9.94 (MVS-PRO) was used to model the estimated distribution of benzene in the soil vapor above IEPA TACO screening criteria for 3Q25. **Figures 7, 8, and 9** present a horizontal distribution of benzene at 5, 10, and 25 ft. bgs, respectively. Contour lines are not depicted on **Figures 7 and 8** as sample concentrations at the 5 and 10 ft. depths across the study area were below the residential screening criterion (0.37 mg/m$^3$).

### Groundwater Monitoring Well Gauging and Sampling

The results for groundwater monitoring well gauging and sampling are presented in the 2$^{nd}$ Half 2025 WRR CAP Groundwater and 3$^{rd}$ & 4$^{th}$ Quarter 2025 Roxana Interim Groundwater Report (AECOM, 2026). **Figure 10** presents the estimated distribution of dissolved phase benzene in the groundwater. Light non-aqueous phase liquid (LNAPL) thicknesses, observed during the 4Q25 comprehensive monitoring well gauging, are presented in **Table 1** and shown in **Figure 10**.

### Chloroform in Soil Vapor

Chloroform is a common disinfectant byproduct in municipal water, and can be present in higher concentrations in chlorinated pool water. Some VMPs are located near private residential pools in the Village. Detected chloroform in VMPs may originate from pool water, residential activities like watering lawns, or from leaking municipal water lines.

### Buckeye Pipeline Release

In November 2020 a gasoline release was discovered at a pipeline owned and operated by Buckeye Partners LP. The release is associated with IEPA Violation Notice L-2021-00084, LPC #1190905036 – Madison County. The release site was located within the Investigation Area off the southeast corner of the Public Works Yard, between WRR North and Main Properties. In the vicinity of the release site, increased petroleum hydrocarbon (PHC) concentrations have been observed at extraction well SVE-27 in the Public Works Yard (see **Table 8**), and increased gasoline-range hydrocarbons have been observed at VMP-12 and VMP-16 (see **Table 6** and **Appendix B**), and groundwater monitoring well P-66 on WRR Main Property (AECOM, 2026). The approximate location of the release is shown on **Figures 2, 4, 5, 7 to 9, and 11**.

# 5 Soil Vapor Extraction System Monitoring

As requested in IEPA's September 13, 2012 letter (IEPA, 2012), this section addresses the operation of the SVE system. As such, the discussion in this section will address operation of the SVE system during 4Q25. SVE system history is further discussed in **Appendix A**. The SVE system is a corrective action activity supporting the Corrective Action Program (CAP) and Groundwater Management Zone (GMZ) defined in the RCRA Post-Closure Permit (Log B-43R) [Permit] (most recently modified July 8, 2025, and reissued August 20, 2025).

## 5.1 SVE System Operations

The removal of hydrocarbons at the Investigation Area has continued due to daily operation of the SVE system. Natural gas continues to be used as a supplemental fuel for the RTO. Trends related to hydrocarbon concentrations monitored in the field are expected to continue, and these numbers are expected to improve as the system is operated and/or optimized.

## 5.2 SVE Maintenance Activities and Modifications

Scheduled system maintenance was performed as outlined in the manufacturers' suggested operations and maintenance (O&M) documents in the SVE Operations and Maintenance Plan – WRB Refining LP, Wood River Refinery & Roxana Public Works Site (AECOM, 2021). The scheduled maintenance includes routine lubrication, inspection of belts, oil levels, and emergency cutoffs, along with water levels and associated switches with the VLS units. The SVE system is shut down during periods of maintenance as a safety precaution. Timing and frequency of maintenance activities is dependent on the specific item. Checking and cleaning of filters and components exposed to dirt and/or the elements were performed as part of a routine weekly inspection. System SVE wells and associated vault inspections were also conducted on a monthly basis. The filters associated with the different system components are changed, as needed.

A chronology of maintenance and operation activities associated with the system during 4Q25 can be found in **Appendix C.**

Activities associated with system maintenance, modifications, and testing were appropriately documented in the field maintenance log maintained on-site and central electronic file maintained in the office.

**Steam Enhanced Extraction (SEE) System**

The Former Public Works Yard SEE System ended operations in 4Q25. Steam injection was shut down on November 22, 2025, and extraction was shut down on December 8, 2025. Vapor extraction via the SVE system in the FPWY area began on December 1, 2025 and continued through the end of 4Q25 (see **Section 5.3**).

## 5.3 SVE System Monitoring Results

The results of field screening samples collected during monthly effectiveness monitoring of the SVE wells and VMPs can be found in **Tables 8 and 9**, respectively. The results of the header and RTO exhaust analytical data can be found in **Table 10**. The data required pursuant to Condition Number 11 of the September 13, 2012 letter are contained in those tables.

**SVE Well & VMP Tedlar® Sampling Details:**

SVE and VMP well locations sampled during 4Q25 (listed below) are shown on **Figure 11**.

- SVE wells operating during at least one effectiveness monitoring event in 4Q25 were:
  - SVE-20, SVE-28, SVE-30 through SVE-33, SVE-36, SVE-37, SVE-39 and SVE-41 located on WRR North Property.
  - SVE-21, SVE-22, SVE-24, SVE-26 and SVE-27 located in the Roxana Public Works Yard.
    - SVE-21 is connected to former SEE extraction wells X-AA0, X-BG1 and X-BH2, and is extracting vapor from them to enhance vapor extraction in the Eighth Street area.
    - Similar to SVE-21, SVE-22 is connected to X-AC5, X-AB4 and X-AA2.
  - SVE-3R, SVE-45 and SVE-47 located in the Village.
  - Samples were collected from all operating SVE wells during 4Q25 effectiveness monitoring events.
- Forty-eight VMP locations were sampled monthly during 4Q25 with one duplicate sample taken per twenty samples.
  - VMP-1 through VMP-7, VMP-9, VMP-18, VMP-19, VMP-32, VMP-42, VMP-43, VMP-45, VMP-47 through VMP-54, VMP-56, and VMP-62 through VMP-64 are located in the Village.
  - VMP-12, VMP-33 through VMP-39, VMP-46, VMP-57 through VMP-61, and VMP-65 are located on WRR North Property.
  - VMP-10, VMP-11, VMP-13, VMP-14, VMP-17, and VMP-41 are located in the Roxana Public Works Yard.
  - VMP-55 is located on an IDOT right-of-way west of the Roxana Public Works Yard.

With the exception of VMP-3, VMP-17, VMP-18, and VMP-19, VMP locations contain either 3 or 4 screen depths between 5 feet and 42 feet bgs. Location VMP-3 contains 5 screen depths, and locations VMP-17, VMP-18, and VMP-19 contain only one. VMP depths are provided in **Table 2**. The October, November, and December 2025 Monthly SVE Effectiveness Monitoring events were the 165th, 166th, and 167th monthly SVE & VMP sampling events, respectively, performed since monthly monitoring began in 1st Quarter 2012.

Natural gas at VMP-64 – In 1Q25, methane concentrations above historical values were observed at VMP-64. Tedlar® sample data suggested natural gas as a potential source. On February 28, 2025, Ameren Illinois (Ameren), the local utility, was called to request an investigation of their natural gas line in the alley between 1st Street and Tydeman Avenue, adjacent to VMP-64. Ameren identified a class 3 gas utility line leak[3] approximately 10 ft. west of VMP-64 and repaired the leak on March 4, 2025. Elevated methane was observed intermittently at VMP-64 in 2Q25, 3Q25 and 4Q25.

**SVE System Monitoring Results:**

- Natural gas is used as supplemental fuel for the RTO. See hydrocarbon mass removal calculation discussion details in **Section 5.4**.
- Vacuum measurements are collected monthly at the operating SVE wells and selected VMPs within the Village and WRR. Vacuum influence from the SVE system has been observed at VMP locations along the WFL and in the Roxana Public Works Yard. Vacuum data can be found in **Tables 8 and 9**.
- Air flow data collected from each operating SVE leg located at the RTO can be found in **Appendix D**.
- WFL header concentrations and mass removal quantities increased in 4Q25 compared to 3Q25. The PW header was closed for most of 4Q25 to accommodate SEE system vapor extraction, but was reopened on December 1, 2025 in advance of the shutdown of the SEE system. System downtime and hydrocarbon mass removal calculation discussion details in **Section 5.4**.

[3] Based on information verbally provided by an Ameren field worker, a Class 3 leak is minor and the leak is placed in queue for repair.

– During 4Q25 no LNAPL was observed in SVE-45.

# 5.4 SVE System Operation Evaluation

| October | | | November | | | December | | |
|---|---|---|---|---|---|---|---|---|
| Total Time | Total Uptime | Percentage Uptime | Total Time | Total Uptime | Percentage Uptime | Total Time | Total Uptime | Percentage Uptime |
| 744 hours | 744 hours | 100.0% | 720 hours | 720 hours | 100.0% | 744 hours | 724.34 hours | 97.36% |

During 4Q25 the SVE system experienced two periods of unplanned downtime:

- December 14-15, 2025, the system shut down due to a WFL vapor liquid separator (VLS) high float alarm. Total downtime was approximately 13 hours and 11 minutes.
- December 30, 2025, the system was shut down due to a WFL VLS high float alarm. Total downtime was approximately 4 hours and 52 minutes.

The remainder of downtime in 4Q25 was associated with routine (planned) maintenance activities. A summary table of system downtime by date for 4Q25 and the maintenance log can be found in **Appendix C**.

Due to changing system and environmental conditions, the amount of water introduced into the system varies and can accumulate in the piping which can inhibit air flow. Because water accumulates in the system piping, a periodic "sweeping" of the lines is required to purge the piping of accumulated water. By opening the well cap at the extraction well, ambient air is introduced to the piping at a high rate of flow forcing the water through the piping and sweeping it into the VLS units.

The three supplementary dilution lines associated with the system intake were not utilized in 4Q25. The manual dilution valve is also typically adjusted in small increments (usually <5%) and the system is closely monitored following system adjustments. SVE system blower speed was adjusted during 4Q25. Blower speed adjustments, manual dilution valve adjustments, and supplemental dilution utilization are noted in **Appendix C**.

**Hydrocarbon Mass Removal**

The total hydrocarbon mass of soil vapor removed by the SVE system was estimated by measuring the total hydrocarbon concentrations of the extracted soil vapors and the soil vapor flow rates into the SVE system. The results of the header and RTO exhaust analytical data can be found in **Table 10**. An FID calibrated with methane gas was used to measure total hydrocarbon concentrations in samples collected from the WFL Header and the Public Works Header. Total header hydrocarbon concentrations are included in **Appendix E**.

Total soil vapor flow rates were determined by calculating flow rates for the individual SVE legs that carry vapors from the SVE wells to the treatment system. Pressure, differential pressure, and temperature were measured in each leg. This data and Equation 2.7 and Equation 2.8 from USEPA Test Method 2 "Determination of Stack Gas Velocity and Volumetric Flow Rate (Type S Pitot Tube)" (Method 2) were used to calculate flow rates for each leg[4]. The flow rates for the appropriate legs were summed to determine flow rates in the WFL Header and the Public Works Header. Flow rates are included in **Appendix F**. Only flow rates and concentrations samples taken on the same day were used to calculate mass removal.

[4] USEPA Method 2 "Determination of Stack Gas Velocity and Volumetric Flow Rate (Type S Pitot Tube)" specifies that a default pitot tube coefficient of 0.99 shall be used to calculate flow if the coefficient is unknown and the tube is designed according to the criteria of Sections 6.7.1 to 6.7.5 of this method. During the 2nd Quarter 2013 (2Q13), a review of the calculation was performed, and it was noted that a 0.67 coefficient should be used for the specific pitot tubes used to collect data at the site. AECOM has corrected the previously calculated mass removal to reflect the 0.67 pitot tube coefficient.

Hydrocarbon mass removed for the period between each concentration sample was calculated using the following equation:

$$M_{THC} = Q \times 60 \ \times \varphi \times \frac{M_c}{385.1 \times 10^6} \times h \div 2000$$

$Where$:

$M_{THC} = Hydrocarbon\ mass\ removed\ for\ the\ period\ (tons)$

$Q = Total\ header\ flowrate\ (SCFM)$

$\varphi = Total\ hydrocarbon\ concentration\ (ppmv)$

$M_C = Molecular\ weight\ of\ total\ hydrocarbons\ \left({}^{lb}/_{lb-mole}\right)$

$h = Period\ SVE\ operating\ hours\ (hours)$

$Unit\ conversions$:

$60\ minutes\ per\ hour$

$\frac{M_c}{385.1 \times 10^6}\ converts\ (ppmv) to\ \left({}^{lb}/_{SCF}\right)$

$2000\ pounds\ per\ tons$

Header analytical results from **Table 10** were used to estimate vapor molecular weights in the WFL and Public Works headers. Based on the soil vapor analytical results of the WFL header samples, the calculated molecular weights for this reporting period, 20.5 lb/lb-mole and 20.9 lb/lb-mole for the WFL and PW headers, respectively, was used to convert header hydrocarbon volume concentrations (ppmv) to mass concentrations (lb/SCF) in 4Q25. The Public Works header was closed for October and November to accommodate SEE system vapor extraction, and therefore was not sampled until December.

The molecular weights, which are recalculated every quarter, are the average weight of all samples taken during a given quarter. The conversion from volume concentration (ppmv) to mass concentrations (lb/SCF) was taken from the USEPA document AP-42 Compilation of Air Pollutant Emission Factors, Volume 1: Stationary Point and Area Sources, Fifth Edition, Appendix A (USEPA, 1995). The total hydrocarbon mass removed during each period was summed to determine the quarterly total hydrocarbon mass removed. The mass removed is summarized in the graph and table below.

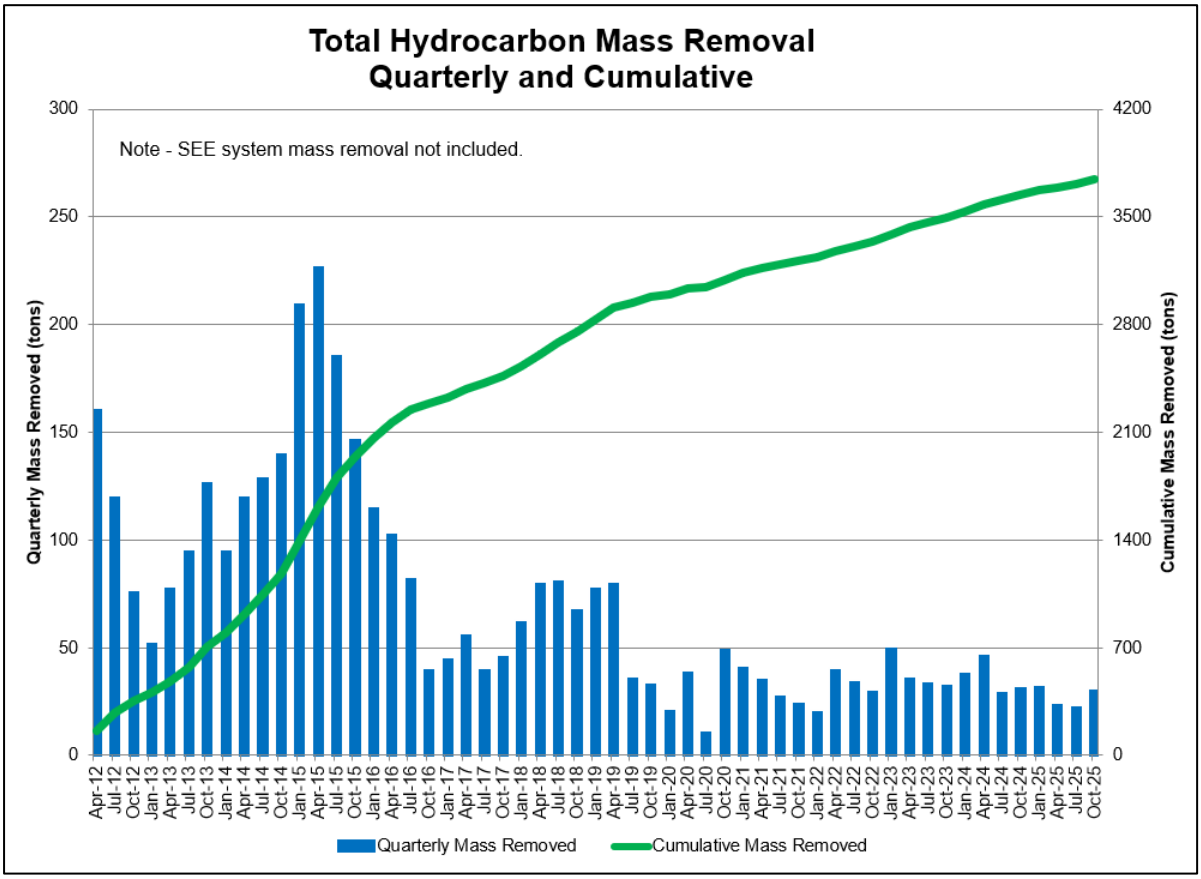

| Periodic Total Hydrocarbon Mass Removed | | | | |
|---|---|---|---|---|
| Period | West Fenceline Mass (tons) | Public Works Mass (tons) | Periodic Mass (tons) | Cumulative Mass (tons) |
| 2Q12 – 4Q12 | 273 | 81 | 354 | 354 |
| 2013 | 256 | 92 | 348 | 702 |
| 2014 | 355 | 125 | 480 | 1,182 |
| 2015 | 589 | 177 | 766 | 1,948 |
| 2016 | 258 | 78 | 366 | 2,248 |
| 2017 | 155 | 28 | 183 | 2,467 |
| 2018 | 199 | 88 | 287 | 2,754 |
| 2019 | 177 | 49 | 226 | 2,980 |
| 2020 | 73 | 43 | 116 | 3,096 |
| 2021 | 76 | 49 | 125 | 3,221 |
| 2022 | 87 | 33 | 120 | 3,341 |
| 2023 | 101 | 48 | 149 | 3,490 |
| 1Q24 | 25 | 12 | 37 | 3,527 |
| 2Q24 | 29 | 16 | 45 | 3,572 |
| 3Q24 | 28 | 0[5] | 28 | 3,600 |
| 4Q24 | 23 | 7 | 30 | 3,630 |
| 1Q25 | 23 | 8 | 31 | 3,661 |
| 2Q25 | 23 | 0[6] | 23 | 3,684 |
| 3Q25 | 22 | 0 | 22 | 3,706 |
| 4Q25 | 29 | 0.3 | 29 | 3,735 |

**Carbon Footprint**

Total carbon dioxide ($CO_2$) mass emitted from operation of the SVE system, RTO and SEE system in 4Q25 was approximately 1,127.9 tons. Based on a total of 29 tons of total hydrocarbons (THC) removed from the subsurface and treated by the RTO, the $CO_2$ mass emissions rate in 4Q25 was approximately 38.6 tons per ton THC removed. The steam boiler at the SEE system was operated in 4Q25, which has increased natural gas and electricity usage compared to usage rates before SEE system operation.

Total $CO_2$ emissions are based on the sum of $CO_2$ mass emitted from the RTO stack and steam boiler and $CO_2$ mass emitted by the public utility to provide electricity required for RTO operation. The $CO_2$ mass emitted from the RTO stack is the sum of $CO_2$ emitted from combustion of extracted soil vapor and supplemental natural gas required for operation.

The breakdown for $CO_2$ emissions in 4Q25 is as follows:

- 72.5 tons $CO_2$ from soil vapor combustion
- 934.0 tons $CO_2$ from combustion of 158,782 therms of supplemental natural gas[7]
- 121.4tons $CO_2$ from 247,412 kWh of electricity assuming 0.445 metric tons (0.491 tons) $CO_2$ emitted per Net MWh (Ameren, 2025)
- **1,127.9 tons $CO_2$ Total**

[5] Public Works mass removed in 3Q24 was negligible because header was open only briefly during SEE system downtime. Public Works header analytical samples were not collected in 3Q24.
[6] The Public Works header was closed for the entirety of 2Q25 and 3Q25 to accommodate SEE system vapor extraction, and therefore no mass was removed.
[7] US Environmental Protection Agency (USEPA), July 1998; (USEPA, 1998); AP-42 Compilation of Air Emissions Factors, Volume 1, Chapter 1: External Combustion Sources, Table 1.4-2, Fifth Edition, Supplement D.

Total $CO_2$ emissions resulting from operation of the SVE and SEE systems in 4Q25 are equivalent to annual $CO_2$ emissions due to energy use of 123.3 average American households[8]. Historical quarterly and cumulative $CO_2$ emissions are depicted in the graph below.

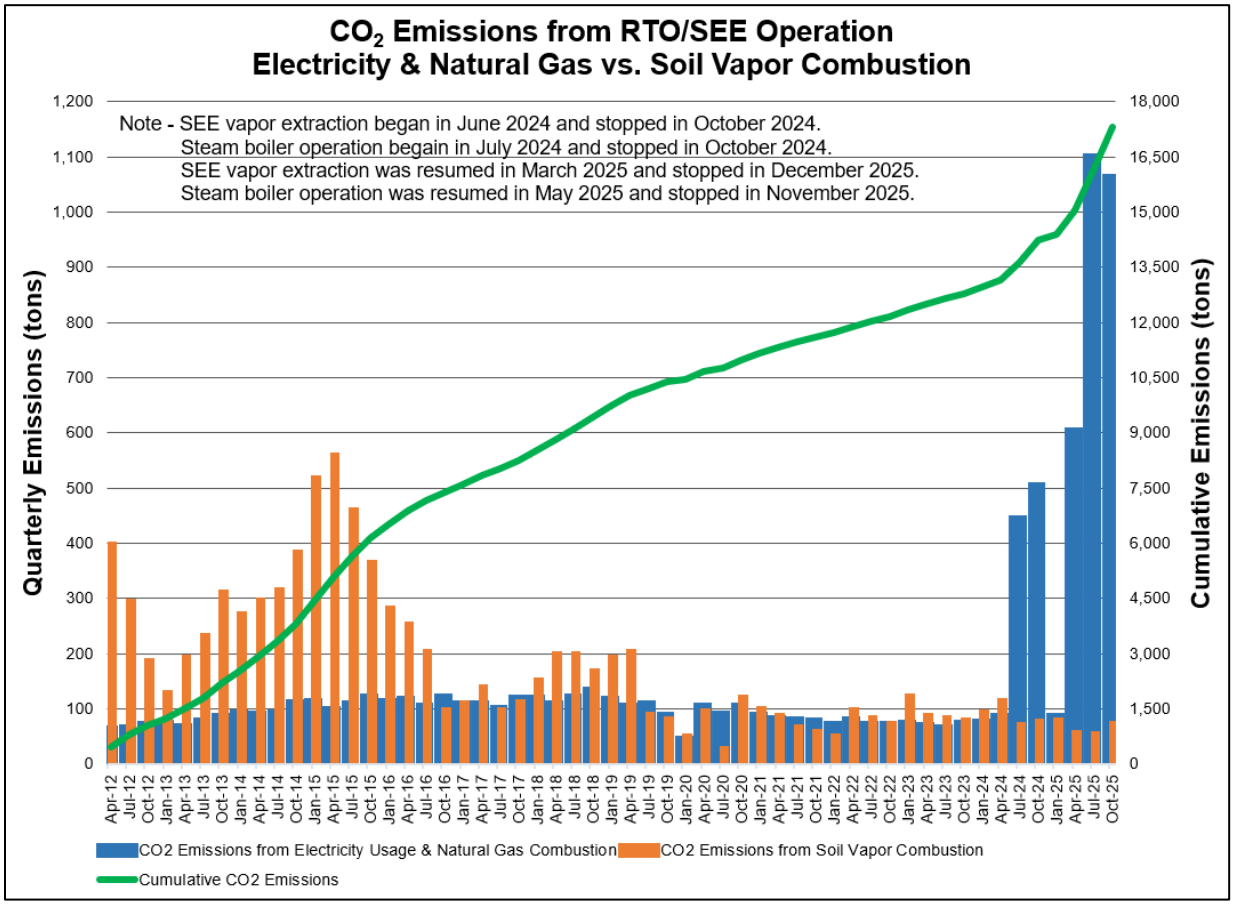


# 5.5 SVE System Modification Recommendations

A key focus of the system operators is public and worker safety. Operation of the SVE system will continue with maintenance and system optimization activities. Future monitoring and sampling results from data points associated with the SVE system will be the primary driver of optimization efforts. Optimization efforts could include reduction in dilution air, blower speed adjustment, valve adjustment of individual SVE wells and legs of the SVE system to direct more vacuum to areas with higher hydrocarbon concentrations.

[8] Based on annual emissions of 8.3 metric tons of $CO_2$ associated with the energy use of an average American household (USEPA, 2021).

# 6 Conclusions

AECOM conducted the 4Q25 soil vapor sampling and SVE monitoring efforts on behalf of Shell in the Village, Roxana Public Works Yard, and adjoining portions of the WRR. The following conclusions are based on the data collected during 4Q25:

- Soil vapor samples were collected from 41 locations and 136 ports in the Village, Public Works Yard, and WRR during 4Q25. Due to subsurface water conditions, 12 ports were submerged, within the capillary fringe soil layer, or were located in a flooded area and were not sampled.
    - One sample result exceeded the benzene residential screening criterion (0.37 mg/m$^3$) in the Village at VMP-56 (38.5 bgs). Benzene concentrations ranged from an estimated 0.0012 mg/m$^3$ to 0.022 mg/m$^3$, with one outlier result of 440 mg/m$^3$ (VMP-56-38.5, 38.5 ft bgs).
    - No sample results exceeded the benzene commercial/industrial screening criterion (2.8 mg/m$^3$) in the Public Works Yard or the area along Illinois Route 111 and Rand Avenue. Benzene concentrations ranged from an estimated 0.0014 mg/m$^3$ to 0.0086 mg/m$^3$.
    - No sample results exceeded the benzene commercial/industrial screening criterion (2.8 mg/m$^3$) in the WRR . Benzene concentrations ranged from an estimated 0.24 mg/m$^3$ to an estimated 0.36 mg/m$^3$.
- The 4Q25 soil vapor sampling event was the 62$^{nd}$ quarterly sampling event performed since the IEPA requirement for quarterly soil vapor sampling began in 3$^{rd}$ Quarter 2010.
- The October, November, and December 2025 Monthly SVE Effectiveness Monitoring events were the 165$^{th}$, 166$^{th}$ and 167$^{th}$ monthly SVE & VMP sampling events, respectively, performed since the IEPA requirement for monthly monitoring began in 1$^{st}$ Quarter 2012.
- Soil vapor concentrations of petroleum hydrocarbons in the Village have been below Tier 1 criteria from 5 to 30 ft bgs since 1$^{st}$ Quarter 2017.
- Soil vapor data suggest that the concentrations in the vicinity of the residences do not pose a risk to human receptors.
- Increased gasoline-range hydrocarbons at VMP-12 and VMP-16 have been observed in the vicinity of a Buckeye Partners LP pipeline gasoline release (see **Section 4.3**).
- As presented in detail in this report, the SVE system continues to operate with supplemental fuel and has been effective. SVE System operations continue to focus on the Fourth & Chaffer and Public Works Yard areas, in alignment with the IEPA letter dated October 1, 2020 (Log No. B-43R-CA-95, CA-98).
- Assessment of SVE system operations with a focus on Sustainability continued during 4Q25. Preliminary carbon footprint analysis indicates that operating the SVE system in 4Q25, including the contribution from electricity generation, resulted in the emissions of approximately 1,127.9 tons of $CO_2$, compared to 29 tons of THC removed from the subsurface (38.6 tons of CO2 emissions per ton of recovered THC).

**Limitations:**

Shell shall have the right to make and retain copies and use all Work Product provided. However, such use shall be limited to the particular Site and project for which the Work Product is provided. Shell and its agents may release the Work Product to third parties at its sole risk and discretion. This report is based on data, site conditions, and other information that is generally applicable as of the date of this report, and the conclusions and recommendations herein are therefore applicable only to that time frame and to the report in its entirety.

Data may have been provided to AECOM by Shell or a third party and used in preparing this report. AECOM has relied on this information as furnished, and is neither responsible for, nor has confirmed the accuracy of this information.

# 7 References

AECOM, 2017 (AECOM, 2017a); TACO Tier 3 Demonstration Part 1: Site Characterization Summary; Log No. B-43R-CA-95; Prepared for Shell Oil Products US (Shell); dated April 6, 2017.

AECOM, 2017 (AECOM, 2017b); TACO Tier 3 Demonstration Part 2: Tier 3 Proposal; Log No. B-43R-CA-95; Prepared for Shell Oil Products US (Shell); dated April 6, 2017.

AECOM, 2017 (AECOM, 2017c); Supplement to TACO Tier 3 Demonstration; Log No. B-43R-CA-95; Prepared for Shell Oil Products US (Shell); dated July 14, 2017.

AECOM, 2017 (AECOM, 2017d); TACO Tier 3 Demonstration: Response to Agency Comments Provided between June 30 and October 6, 2017; Log No. B-43R-CA-98; Prepared for Shell Oil Products US (Shell); dated November 22, 2017.

AECOM, 2021; (AECOM, 2021); SVE Operations and Maintenance Plan – WRB Refining LP, Wood River Refinery & Roxana Public Works Site; Prepared for Shell Oil Products US (Shell); dated March 2021.

AECOM, 2022; (AECOM, 2022a); TACO Tier 3 Demonstration: Response to 10/1/2020 IEPA Comment Letter; [IEPA Log No. not assigned]; Prepared for Shell Oil Products US (Shell); dated January 4, 2022.

AECOM, 2022; (AECOM, 2022b); Public Works Yard Steam Enhanced Extraction Workplan. Log No. B-43R-CA-107; Prepared for Shell Oil Products US (Shell); dated January 31, 2022.

AECOM, 2022; (AECOM, 2022c); Old Public Works Yard Steam Enhanced Extraction Final Design Report & Construction Work Plan. Log No. B-43R-CA-109; Prepared for Shell Oil Products US (Shell); dated December 16, 2022.

AECOM, 2023; (AECOM, 2023a; Former Public Works Yard Steam Enhanced Extraction – Response to 5/5/2023 IEPA Letter. Log No. B-43R-CA-113; Prepared on behalf of Shell Oil Products US (Shell); dated August 3, 2023.

AECOM, 2023; (AECOM, 2023b); Former Public Works Yard Steam Enhanced Extraction – Additional Information to Final Design Report and Construction Work Plan (Area C). Log No. B-43R-CA-114; Prepared for Shell Oil Products US (Shell); dated September 22, 2023.

AECOM, 2023; (AECOM, 2023c); Former Public Works Yard Steam Enhanced Extraction – Additional Information to Final Design Report and Construction Work Plan (SEE System Startup Plan). Log No. B-43R-CA-115; Prepared for Shell Oil Products US (Shell); dated November 29, 2023.

AECOM, 2024; (AECOM, 2024a); *Former Public Works Yard Steam Enhanced Extraction – Response to 1/26/2024 IEPA Letter*. Log No. B-43R-CA-116; Prepared on behalf of Shell Oil Products US (Shell); dated February 23, 2024.

AECOM, 2024; (AECOM, 2024b); *Former Public Works Yard Steam Enhanced Extraction – Pre-SEE Additional Sampling Results.* Log No. B-43R-CA-117; Prepared on behalf of Shell Oil Products US (Shell); dated March 4, 2024.

AECOM, 2024; (AECOM, 2024c); *Former Public Works Yard Steam Enhanced Extraction – 2024-2025 Winter Operations Plan.* Log No. B-43R-CA-120; Prepared on behalf of Shell Oil Products US (Shell); dated December 13, 2024.

AECOM, 2024; (AECOM, 2024d); *Former Public Works Yard Steam Enhanced Extraction – Construction Completion Report.* [IEPA Log No. not assigned]; Prepared on behalf of Shell Oil Products US (Shell); dated December 17, 2024.

AECOM, 2025 (AECOM, 2025a); Shell Project HAZWOPER Health and Safety Plan - Rand Avenue, Roxana/Route 111, and WRR Investigation and Remediation; Prepared for Shell Oil Products US (Shell); dated January 23, 2025.

AECOM, 2025 (AECOM, 2025b); Former Public Works Yard Steam Enhanced Extraction – System Shutdown Advanced Notification. [IEPA Log No. not assigned]; Prepared on behalf of Shell Oil Products US (Shell); dated November 11, 2025.

AECOM, 2026; (AECOM, 2026); 2nd Half 2025 WRR CAP Groundwater and 3rd & 4th Quarter 2025 Roxana Interim Groundwater Report – Roxana, Illinois; Prepared for Shell Oil Products US (Shell); dated February 2026.

Ameren Corporation, 2025 (Ameren, 2025) EEI-AGA ESG/Sustainability Template. May 2025.

Illinois Environmental Protection Agency (IEPA), 2009; (IEPA, 2009); Letter providing approval with comments and modifications of the Shell, 2009 work plan. Log No. B-43R-CA-12; Issued to Shell Oil Products US (Shell), dated May 12, 2009.

Illinois Environmental Protection Agency (IEPA), 2010; (IEPA, 2010); Letter providing approval with comments the Shell 2010 Delineation Report. Log No. B-43R-CA-16; B-43R-CA-18; Issued to Shell Oil Products US (Shell), dated August 5, 2010.

Illinois Environmental Protection Agency (IEPA), 2011; (IEPA, 2011); Response to December 31, 2010 submittal. Log No. B-43R-CA-20; Issued to Shell Oil Products US (Shell), dated March 16, 2011.

Illinois Environmental Protection Agency (IEPA), 2012; (IEPA, 2012); Response to June 13, 2011; July 20, 2011; September 28, 2011, and May 31, 2012 submittals. Log No. B-43R-CA-12 and 14; Issued to Shell Oil Products US (Shell), dated September 13, 2012.

Illinois Environmental Protection Agency (IEPA), 2013; (IEPA, 2013); Tiered Approach to Corrective Action Objectives Title 35 – Part 742; Appendix B, Table H: Tier 1 Soil Gas and Groundwater Remediation Objectives for the Indoor Inhalation Exposure Route – Diffusion and Advection. Effective July 15, 2013 from www.ipcb.state.il.us/documents/dsweb/Get/Document-38408.

Illinois Environmental Protection Agency (IEPA), 2014; (IEPA, 2014); Response to August 21, 2013; September 13, 2013, and September 19, 2013 submittals. Log No. B-43R-CA-65, 68 and 76; Issued to Shell Oil Products US (Shell), dated April 9, 2014.

Illinois Environmental Protection Agency (IEPA), 2015; (IEPA, 2015); Response to August 16, 2013 and March 4, 2015 submittals. Log No. B-43R-CA-66 and 84; Issued to Shell Oil Products US (Shell), dated May 28, 2015.

Illinois Environmental Protection Agency (IEPA), 2020; (IEPA, 2020); Response to April 6, 2017, July 14, 2017, and November 22, 2017 submittals. Log No. B-43R-CA-95, CA-98; Issued to Shell Oil Products US (Shell), dated October 1, 2020.

Illinois Environmental Protection Agency (IEPA), 2022; (IEPA, 2022); Response to Public Works Yard Steam Enhanced Extraction Workplan. Log No. B-43R-CA-107; Issued to Shell Oil Products US (Shell), dated August 22, 2022.

Illinois Environmental Protection Agency (IEPA), 2023; (IEPA, 2023a); Approval with Conditions of Recent SOP Submittals. Log No. B-43R-CA-99,100,101,103,104,105; Issued to Shell Oil Products US (Shell), dated March 13, 2023.

Illinois Environmental Protection Agency (IEPA), 2023; (IEPA, 2023b); Approval with Conditions of Old Public Works Yard Steam Enhanced Extraction Final Design Report & Construction Work Plan. Log No. B-43R-CA-109; Issued to Shell Oil Products US (Shell), dated May 5, 2023.

Illinois Environmental Protection Agency (IEPA), 2024; (IEPA, 2024a); *Approval with Conditions of Three Recent Former Public Works Yard Steam Enhanced Extraction Submittals*. Log No. B-43R-CA-113, CA-114, CA-115; Issued to Shell Oil Products US (Shell), dated January 26, 2024.

Illinois Environmental Protection Agency (IEPA), 2024; (IEPA, 2024b); *Approval with Conditions of Two Recent Former Public Works Yard Steam Enhanced Extraction Submittals*. Log No. B-43R-CA-116, CA-117; Issued to Shell Oil Products US (Shell), dated April 22, 2024.

Illinois Environmental Protection Agency (IEPA), 2025; (IEPA, 2025); *Approval with Conditions FPWY SEE 2024-2025 Winter Plan*. Log No. B-43R-CA-120; Issued to Shell Oil Products US (Shell), dated February 18, 2025.

Ririe, G. T., R. Sweeney, S. Daugherty, and P. Peuron. 1998. A Vapor Transport Model That is Consistent with Field and Laboratory Data. In: Proceedings of the Petroleum Hydrocarbons and Organic Chemicals in Ground Water Conference, American Petroleum Institute and the National Ground Water Association, Houston, TX.

URS Corporation (URS), 2010; (URS, 2010a); Dissolved Phase Groundwater Investigation and P-60 Free Phase Product Delineation Report - Roxana, Illinois; Log No. B-43R-CA-16 and 18; Prepared for Shell Oil Products US (Shell); dated February 18, 2010.

URS Corporation (URS), 2010; (URS, 2010b); Addendum to February 2010 Report - Supplemental Investigation Activities - Roxana, Illinois; Log No. B-43R-CA-16 and 18; Prepared for Shell Oil Products US (Shell); dated September 20, 2010.

URS Corporation (URS), 2011; (URS, 2011a); Soil Vapor Sampling – 1st Quarter 2011 - Roxana, Illinois; Prepared for Shell Oil Products US (Shell); dated June 8, 2011.

URS Corporation (URS), 2011; (URS, 2011b); Conceptual/Final Design Report – Roxana, Illinois; Log No. B-43R-CA-16 and 18; Prepared for Shell Oil Products US (Shell); dated June 10, 2011.

URS Corporation (URS), 2012; (URS, 2012); SVE System Construction Completion Report – Roxana, Illinois; Log No. B-43R-CA-12 and 14; Prepared for Shell Oil Products US (Shell); dated May 30, 2012.

URS Corporation (URS), 2013; (URS, 2013); SVE System Construction Completion Report Addendum – Roxana, Illinois; Log No. B-43R-CA-51; Prepared for Shell Oil Products US (Shell); dated February 14, 2013.

URS Corporation (URS), 2014; (URS, 2014); SVE System Construction Completion Report Addendum No. 2 – Roxana, Illinois; Log No. B-43R-CA-65, 68 and 76; Prepared for Shell Oil Products US (Shell); dated January 9, 2014.

URS Corporation (URS), 2015; (URS, 2015); SVE System Construction Completion Report Addendum No. 3 – Roxana, Illinois; Log No. B-43R-CA-66 and 84; Prepared for Shell Oil Products US (Shell); dated March 4, 2015.

US Environmental Protection Agency (USEPA), January 1995; (USEPA, 1995); AP-42 Compilation of Air Pollutant Emission Factors, Volume 1: Stationary Point and Area Sources, Fifth Edition, Appendix A.

US Environmental Protection Agency (USEPA), July 1998; (USEPA, 1998); AP-42 Compilation of Air Emissions Factors, Volume 1, Chapter 1: External Combustion Sources, Table 1.4-2, Fifth Edition, Supplement D.

US Environmental Protection Agency (USEPA), November 2020; (USEPA, 2020); Contract Laboratory Program National Functional Guidelines for Superfund Organic Methods Data Review.

US Environmental Protection Agency (USEPA), June 2021; (USEPA, 2021); Greenhouse Gases Equivalencies Calculator – Calculations and References. Accessed June 14, 2021 from https://www.epa.gov/energy/greenhouse-gases-equivalencies-calculator-calculations-and-references.

# Tables

SEE LAST PAGE OF TABLE FOR NOTES

**TABLE 1**
**QUARTERLY GROUNDWATER MONITORING WELL GAUGING RESULTS**

| WELL ID & EVENT | TOP OF CASING (elev.) | DATE GAUGED | DEPTH TO PRODUCT (ft btoc) | DEPTH TO WATER (ft btoc) | WATER-PRODUCT INTERFACE (elev.) | PRODUCT (elev.) | PRODUCT THICKNESS (ft) | CORRECTED WATER LEVEL (elev.) | SCREENED INTERVAL (elev.) (ft btoc) | WELL HEAD PID (ppm) | COMMENTS |
|---|---|---|---|---|---|---|---|---|---|---|---|
| **MW-01** | | | | | | | | | | | |
| 1Q25 | 442.84 | 1/17/2025 | NE | 42.83 | NA | NA | NA | 400.01 | 394.04 - 384.04 (48.80 - 58.80) | 0.0 | * |
| 2Q25 | | 4/1/2025 | NE | 43.73 | NA | NA | NA | 399.11 | | 0.0 | * |
| 3Q25 | | 7/1/2025 | NE | 42.77 | NA | NA | NA | 400.07 | | 0.0 | * |
| 4Q25 | | 10/2/2025 | NE | 41.92 | NA | NA | NA | 400.92 | | 0.0 | * |
| **MW-02** | | | | | | | | | | | |
| 1Q25 | 443.95 | 1/13/2025 | NE | 44.35 | NA | NA | NA | 399.60 | 394.08 - 384.08 (49.87 - 59.87) | 87.1 | * |
| 2Q25 | | 4/1/2025 | NE | 45.09 | NA | NA | NA | 398.86 | | 184.9 | * |
| 3Q25 | | 7/1/2025 | NE | 44.09 | NA | NA | NA | 399.86 | | 243.6 | * |
| 4Q25 | | 10/1/2025 | NE | 43.17 | NA | NA | NA | 400.78 | | 10.3 | * |
| **MW-03** | | | | | | | | | | | |
| 1Q25 | 430.25 | 1/14/2025 | NE | 30.15 | NA | NA | NA | 400.10 | 395.58 - 385.58 (34.67 - 44.67) | 0.0 | * |
| 2Q25 | | 4/1/2025 | NE | 30.71 | NA | NA | NA | 399.54 | | 0.0 | * |
| 3Q25 | | 7/1/2025 | NE | 29.65 | NA | NA | NA | 400.60 | | 0.0 | * |
| 4Q25 | | 10/2/2025 | NE | 28.95 | NA | NA | NA | 401.30 | | 0.0 | * |
| **MW-04** | | | | | | | | | | | |
| 1Q25 | 441.34 | 1/14/2025 | NE | 41.33 | NA | NA | NA | 400.01 | 396.28 - 386.28 (45.06 - 55.06) | 0.0 | * |
| 2Q25 | | 4/1/2025 | NE | 41.93 | NA | NA | NA | 399.41 | | 80.7 | * |
| 3Q25 | | 7/1/2025 | NE | 40.96 | NA | NA | NA | 400.38 | | 1.5 | * |
| 4Q25 | | 10/2/2025 | NE | 40.15 | NA | NA | NA | 401.19 | | 375.2 | * |
| **MW-05** | | | | | | | | | | | |
| 1Q25 | 429.99 | 1/14/2025 | NE | 29.73 | NA | NA | NA | 400.26 | 396.02 - 386.02 (33.97 - 43.97) | 0.0 | * |
| 2Q25 | | 4/2/2025 | NE | 30.17 | NA | NA | NA | 399.82 | | 0.0 | * |
| 3Q25 | | 7/1/2025 | NE | 29.27 | NA | NA | NA | 400.72 | | 0.0 | * |
| 4Q25 | | 10/2/2025 | NE | 28.55 | NA | NA | NA | 401.44 | | 0.0 | * |
| **MW-06A** | | | | | | | | | | | |
| 1Q25 | 432.36 | 1/15/2025 | NE | 31.63 | NA | NA | NA | 400.73 | 398.51 - 388.51 (33.85 - 43.85) | 0.0 | * |
| 2Q25 | | 4/2/2025 | NE | 32.02 | NA | NA | NA | 400.34 | | 0.0 | * |
| 3Q25 | | 7/1/2025 | NE | 31.13 | NA | NA | NA | 401.23 | | 0.0 | * |
| 4Q25 | | 10/2/2025 | NE | 30.45 | NA | NA | NA | 401.91 | | 0.0 | * |
| **MW-06B** | | | | | | | | | | | |
| 1Q25 | 432.39 | 1/15/2025 | NE | 31.67 | NA | NA | NA | 400.72 | 368.84 - 363.84 (63.55 - 68.55) | 0.0 | * |
| 2Q25 | | 4/2/2025 | NE | 32.11 | NA | NA | NA | 400.28 | | 0.0 | * |
| 3Q25 | | 7/1/2025 | NE | 31.18 | NA | NA | NA | 401.21 | | 0.0 | * |
| 4Q25 | | 10/2/2025 | NE | 30.50 | NA | NA | NA | 401.89 | | 0.0 | * |
| **MW-06C** | | | | | | | | | | | |
| 1Q25 | 432.20 | 1/15/2025 | NE | 31.46 | NA | NA | NA | 400.74 | 347.93 - 342.93 (84.27 - 89.27) | 0.0 | * |
| 2Q25 | | 4/2/2025 | NE | 31.85 | NA | NA | NA | 400.35 | | 0.0 | * |
| 3Q25 | | 7/1/2025 | NE | 30.96 | NA | NA | NA | 401.24 | | 0.0 | * |
| 4Q25 | | 10/2/2025 | NE | 30.28 | NA | NA | NA | 401.92 | | 0.0 | * |
| **MW-06D** | | | | | | | | | | | |
| 1Q25 | 432.07 | 1/15/2025 | NE | 31.31 | NA | NA | NA | 400.76 | 327.90 - 322.90 (104.17 - 109.17) | 0.0 | * |
| 2Q25 | | 4/2/2025 | NE | 31.69 | NA | NA | NA | 400.38 | | 0.0 | * |
| 3Q25 | | 7/1/2025 | NE | 30.79 | NA | NA | NA | 401.28 | | 0.0 | * |
| 4Q25 | | 10/2/2025 | NE | 30.10 | NA | NA | NA | 401.97 | | 0.0 | * |
| **MW-07** | | | | | | | | | | | |
| 1Q25 | 443.36 | 1/13/2025 | NE | 43.03 | NA | NA | NA | 400.33 | 400.44 - 390.44 (42.92 - 52.92) | 141.5 | |
| 2Q25 | | 4/1/2025 | NE | 43.67 | NA | NA | NA | 399.69 | | 0.0 | |
| 3Q25 | | 7/3/2025 | NM | NM | NM | NM | NM | NM | | NM | Not gauged due to operation of FPWY SEE System |
| 4Q25 | | 10/1/2025 | NM | NM | NM | NM | NM | NM | | NM | Not gauged due to operation of FPWY SEE System |
| **MW-09** | | | | | | | | | | | |
| 1Q25 | 445.30 | 1/14/2025 | NE | 45.27 | NA | NA | NA | 400.03 | 399.26 - 389.26 (46.04 - 56.04) | 0.0 | * |
| 2Q25 | | 4/2/2025 | NE | 45.66 | NA | NA | NA | 399.64 | | 0.0 | * |
| 3Q25 | | 7/2/2025 | NE | 44.88 | NA | NA | NA | 400.42 | | 0.0 | * |
| 4Q25 | | 10/1/2025 | NE | 44.02 | NA | NA | NA | 401.28 | | 0.0 | * |

SEE LAST PAGE OF TABLE FOR NOTES

**TABLE 1**
**QUARTERLY GROUNDWATER MONITORING WELL GAUGING RESULTS**

| WELL ID & EVENT | TOP OF CASING (elev.) | DATE GAUGED | DEPTH TO PRODUCT (ft btoc) | DEPTH TO WATER (ft btoc) | WATER-PRODUCT INTERFACE (elev.) | PRODUCT (elev.) | PRODUCT THICKNESS (ft) | CORRECTED WATER LEVEL (elev.) | SCREENED INTERVAL (elev.) (ft btoc) | WELL HEAD PID (ppm) | COMMENTS |
|---|---|---|---|---|---|---|---|---|---|---|---|
| **MW-10** | | | | | | | | | | | |
| 1Q25 | 445.07 | 1/13/2025 | NE | 45.16 | NA | NA | NA | 399.91 | 401.18 - 391.18 (43.89 - 53.89) | 0.0 | |
| 2Q25 | | 4/1/2025 | NE | 45.73 | NA | NA | NA | 399.34 | | 0.0 | |
| 3Q25 | | 7/1/2025 | NE | 44.83 | NA | NA | NA | 400.24 | | 0.0 | |
| 4Q25 | | 10/1/2025 | NE | 43.92 | NA | NA | NA | 401.15 | | 0.0 | |
| **MW-11** | | | | | | | | | | | |
| 1Q25 | 442.65 | 1/14/2025 | NE | 43.10 | NA | NA | NA | 399.55 | 401.15 - 391.15 (41.50 - 51.50) | 0.0 | |
| 2Q25 | | 4/2/2025 | NE | 43.54 | NA | NA | NA | 399.11 | | 0.0 | |
| 3Q25 | | 7/1/2025 | NE | 42.72 | NA | NA | NA | 399.93 | | 0.0 | |
| 4Q25 | | 10/1/2025 | NE | 41.80 | NA | NA | NA | 400.85 | | 0.4 | |
| **MW-12** | | | | | | | | | | | |
| 1Q25 | 442.64 | 1/13/2025 | NE | 42.97 | NA | NA | NA | 399.67 | 401.23 - 391.23 (41.41 - 51.41) | 0.0 | |
| 2Q25 | | 4/2/2025 | NE | 43.47 | NA | NA | NA | 399.17 | | 0.0 | |
| 3Q25 | | 7/1/2025 | NE | 42.62 | NA | NA | NA | 400.02 | | 0.0 | |
| 4Q25 | | 10/2/2025 | NE | 41.78 | NA | NA | NA | 400.86 | | 0.0 | |
| **MW-13** | | | | | | | | | | | |
| 1Q25 | 430.30 | 1/15/2025 | NE | 29.53 | NA | NA | NA | 400.77 | 405.50 - 395.50 (24.80 - 34.80) | 0.0 | |
| 2Q25 | | 4/3/2025 | NE | 30.26 | NA | NA | NA | 400.04 | | 0.0 | |
| 3Q25 | | 7/2/2025 | NE | 28.84 | NA | NA | NA | 401.46 | | 0.0 | |
| 4Q25 | | 10/3/2025 | NE | 28.28 | NA | NA | NA | 402.02 | | 0.0 | |
| **MW-14** | | | | | | | | | | | |
| 1Q25 | 434.61 | 1/15/2025 | NE | 33.73 | NA | NA | NA | 400.88 | 401.19 - 391.19 (33.42 - 43.42) | 18.3 | |
| 2Q25 | | 4/3/2025 | NE | 34.18 | NA | NA | NA | 400.43 | | 37.3 | |
| 3Q25 | | 7/3/2025 | NE | 33.05 | NA | NA | NA | 401.56 | | 122.3 | * |
| 4Q25 | | 10/3/2025 | NE | 32.45 | NA | NA | NA | 402.16 | | 20.11 | * |
| **MW-16** | | | | | | | | | | | |
| 1Q25 | 443.58 | 1/14/2025 | NE | 44.27 | NA | NA | NA | 399.31 | 406.08 - 396.08 (37.50 - 47.50) | 0.0 | |
| 2Q25 | | 4/2/2025 | NE | 44.81 | NA | NA | NA | 398.77 | | 0.0 | |
| 3Q25 | | 7/1/2025 | NE | 44.03 | NA | NA | NA | 399.55 | | 0.0 | |
| 4Q25 | | 10/3/2025 | NE | 43.03 | NA | NA | NA | 400.55 | | 0.0 | |
| **MW-17** | | | | | | | | | | | |
| 1Q25 | 441.76 | 1/13/2025 | NE | 43.28 | NA | NA | NA | 398.48 | 407.47 - 392.47 (34.29 - 49.29) | 0.0 | |
| 2Q25 | | 4/1/2025 | NE | 43.66 | NA | NA | NA | 398.10 | | 0.0 | |
| 3Q25 | | 7/1/2025 | NE | 42.80 | NA | NA | NA | 398.96 | | 0.0 | |
| 4Q25 | | 10/1/2025 | NE | 41.72 | NA | NA | NA | 400.04 | | 0.0 | |
| **MW-18** | | | | | | | | | | | |
| 1Q25 | 442.24 | 1/13/2025 | NE | 43.85 | NA | NA | NA | 398.39 | 407.32 - 392.32 (34.92 - 49.92) | 0.0 | |
| 2Q25 | | 4/1/2025 | NE | 44.03 | NA | NA | NA | 398.21 | | 0.0 | |
| 3Q25 | | 7/1/2025 | NE | 43.43 | NA | NA | NA | 398.81 | | 0.0 | |
| 4Q25 | | 10/1/2025 | NE | 42.32 | NA | NA | NA | 399.92 | | 0.0 | |
| **MW-19** | | | | | | | | | | | |
| 1Q25 | 442.97 | 1/13/2025 | NE | 44.24 | NA | NA | NA | 398.73 | 406.63 - 391.63 (36.34 - 51.34) | 0.0 | |
| 2Q25 | | 4/1/2025 | NE | 44.49 | NA | NA | NA | 398.48 | | 0.0 | |
| 3Q25 | | 7/1/2025 | NE | 43.89 | NA | NA | NA | 399.08 | | 0.0 | |
| 4Q25 | | 10/1/2025 | NE | 42.85 | NA | NA | NA | 400.12 | | 0.0 | |
| **MW-20** | | | | | | | | | | | |
| 1Q25 | 443.85 | 1/13/2025 | NE | 44.68 | NA | NA | NA | 399.17 | 407.97 - 392.97 (35.88 - 50.88) | 0.0 | |
| 2Q25 | | 4/1/2025 | NE | 45.34 | NA | NA | NA | 398.51 | | 0.0 | |
| 3Q25 | | 7/1/2025 | NE | 44.43 | NA | NA | NA | 399.42 | | 0.0 | |
| 4Q25 | | 10/1/2025 | NE | 43.43 | NA | NA | NA | 400.42 | | 0.0 | |
| **MW-21** | | | | | | | | | | | |
| 1Q25 | 444.02 | 1/13/2025 | NE | 44.18 | NA | NA | NA | 399.84 | 409.01 - 394.01 (35.01 - 50.01) | 0.0 | |
| 2Q25 | | 4/1/2025 | NE | 44.90 | NA | NA | NA | 399.12 | | 0.0 | |
| 3Q25 | | 7/1/2025 | NE | 43.91 | NA | NA | NA | 400.11 | | 0.0 | |
| 4Q25 | | 10/1/2025 | NE | 42.98 | NA | NA | NA | 401.04 | | 0.0 | |

SEE LAST PAGE OF TABLE FOR NOTES

**TABLE 1**
**QUARTERLY GROUNDWATER MONITORING WELL GAUGING RESULTS**

| WELL ID & EVENT | TOP OF CASING (elev.) | DATE GAUGED | DEPTH TO PRODUCT (ft btoc) | DEPTH TO WATER (ft btoc) | WATER-PRODUCT INTERFACE (elev.) | PRODUCT (elev.) | PRODUCT THICKNESS (ft) | CORRECTED WATER LEVEL (elev.) | SCREENED INTERVAL (elev.) (ft btoc) | WELL HEAD PID (ppm) | COMMENTS |
|---|---|---|---|---|---|---|---|---|---|---|---|
| **MW-22** | | | | | | | | | | | |
| 1Q25 | 442.39 | 1/14/2025 | NE | 43.14 | NA | NA | NA | 399.25 | 404.16 - 394.16 (38.23 - 48.23) | 0.0 | |
| 2Q25 | | 4/2/2025 | NE | 43.81 | NA | NA | NA | 398.58 | | 0.0 | |
| 3Q25 | | 7/1/2025 | NE | 42.84 | NA | NA | NA | 399.55 | | 0.0 | |
| 4Q25 | | 10/2/2025 | NE | 41.88 | NA | NA | NA | 400.51 | | 0.0 | |
| **MW-23** | | | | | | | | | | | |
| 1Q25 | 431.59 | 1/15/2025 | NE | 31.08 | NA | NA | NA | 400.51 | 402.57 - 392.57 (29.02 - 39.02) | 1.2 | |
| 2Q25 | | 4/1/2025 | NE | 31.66 | NA | NA | NA | 399.93 | | 1.9 | |
| 3Q25 | | 7/1/2025 | NE | 30.54 | NA | NA | NA | 401.05 | | 0.0 | |
| 4Q25 | | 10/2/2025 | NE | 29.90 | NA | NA | NA | 401.69 | | 0.0 | |
| **MW-24** | | | | | | | | | | | |
| 1Q25 | 443.65 | 1/14/2025 | NE | 44.03 | NA | NA | NA | 399.62 | 404.04 - 394.04 (39.61 - 49.61) | 0.0 | |
| 2Q25 | | 4/2/2025 | NE | 44.50 | NA | NA | NA | 399.15 | | 0.0 | |
| 3Q25 | | 7/1/2025 | NE | 43.68 | NA | NA | NA | 399.97 | | 0.0 | |
| 4Q25 | | 10/1/2025 | NE | 42.75 | NA | NA | NA | 400.90 | | 0.0 | |
| **MW-25** | | | | | | | | | | | |
| 1Q25 | 438.56 | 1/14/2025 | NE | 38.35 | NA | NA | NA | 400.21 | 402.97 - 392.97 (35.59 - 45.59) | 217.4 | |
| 2Q25 | | 4/1/2025 | NE | 38.95 | NA | NA | NA | 399.61 | | 0.0 | |
| 3Q25 | | 7/1/2025 | NE | 37.90 | NA | NA | NA | 400.66 | | 0.0 | |
| 4Q25 | | 10/2/2025 | NE | 37.00 | NA | NA | NA | 401.56 | | 0.0 | |
| **MW-26** | | | | | | | | | | | |
| 1Q25 | 441.23 | 1/15/2025 | NM | NM | NM | NM | NM | NM | 403.08 - 393.08 (38.15 - 48.15) | NM | Inaccessible due to parked car. |
| 2Q25 | | 4/1/2025 | NE | 41.99 | NA | NA | NA | 399.24 | | 0.0 | |
| 3Q25 | | 7/1/2025 | NE | 41.03 | NA | NA | NA | 400.20 | | 0.0 | |
| 4Q25 | | 10/2/2025 | NE | 40.20 | NA | NA | NA | 401.03 | | 8.0 | |
| **MW-27** | | | | | | | | | | | |
| 1Q25 | 443.61 | 1/14/2025 | NE | 43.15 | NA | NA | NA | 400.46 | 403.82 - 393.82 (39.79 - 49.79) | 0.0 | |
| 2Q25 | | 4/2/2025 | NE | 43.36 | NA | NA | NA | 400.25 | | 0.0 | |
| 3Q25 | | 7/1/2025 | NE | 42.48 | NA | NA | NA | 401.13 | | 0.0 | |
| 4Q25 | | 10/1/2025 | NE | 41.08 | NA | NA | NA | 402.53 | | 0.0 | |
| **MW-28** | | | | | | | | | | | |
| 1Q25 | 443.56 | 1/13/2025 | NE | 41.93 | NA | NA | NA | 401.63 | 409.95 - 399.95 (33.61 - 43.61) | 0.0 | |
| 2Q25 | | 4/2/2025 | NE | 42.40 | NA | NA | NA | 401.16 | | 0.0 | |
| 3Q25 | | 7/2/2025 | NE | 41.96 | NA | NA | NA | 401.60 | | 0.0 | |
| 4Q25 | | 10/1/2025 | NE | 40.32 | NA | NA | NA | 403.24 | | 0.0 | |
| **P-01** | | | | | | | | | | | |
| 1Q25 | 443.04 | 1/14/2025 | NE | 36.40 | NA | NA | NA | 406.64 | 380.82 - 375.82 (62.22 - 67.22) | 0.0 | * |
| 2Q25 | | 4/2/2025 | NE | 37.13 | NA | NA | NA | 405.91 | | 0.0 | * |
| 3Q25 | | 7/3/2025 | NE | 34.99 | NA | NA | NA | 408.05 | | 0.0 | * |
| 4Q25 | | 10/3/2025 | NE | 34.48 | NA | NA | NA | 408.56 | | 0.0 | * |
| **P-4U** | | | | | | | | | | | |
| 1Q25 | 442.77 | 1/14/2025 | NE | 37.64 | NA | NA | NA | 405.13 | 361.62 - 359.62 (81.15 - 83.15) | 0.0 | * |
| 2Q25 | | 4/3/2025 | NE | 38.68 | NA | NA | NA | 404.09 | | 0.0 | * |
| 3Q25 | | 7/3/2025 | NE | 36.35 | NA | NA | NA | 406.42 | | 0.0 | * |
| 4Q25 | | 10/3/2025 | NE | 35.71 | NA | NA | NA | 407.06 | | 0.0 | * |
| **P-5L** | | | | | | | | | | | |
| 1Q25 | 444.05 | 1/14/2025 | NE | 37.32 | NA | NA | NA | 406.73 | 303.65 - 301.65 (140.40 - 142.40) | 0.0 | * |
| 2Q25 | | 4/3/2025 | NE | 38.57 | NA | NA | NA | 405.48 | | 0.0 | * |
| 3Q25 | | 7/3/2025 | NE | 36.16 | NA | NA | NA | 407.89 | | 0.0 | * |
| 4Q25 | | 10/3/2025 | NE | 35.79 | NA | NA | NA | 408.26 | | 0.0 | * |
| **P-5U** | | | | | | | | | | | |
| 1Q25 | 444.45 | 1/14/2025 | NE | 38.60 | NA | NA | NA | 405.85 | 313.82 - 311.82 (130.63 - 132.63) | 0.0 | * |
| 2Q25 | | 4/3/2025 | NE | 39.43 | NA | NA | NA | 405.02 | | 0.0 | * |
| 3Q25 | | 7/3/2025 | NE | 37.26 | NA | NA | NA | 407.19 | | 0.0 | * |
| 4Q25 | | 10/3/2025 | NE | 36.74 | NA | NA | NA | 407.71 | | 0.0 | * |

SEE LAST PAGE OF TABLE FOR NOTES

**TABLE 1**
**QUARTERLY GROUNDWATER MONITORING WELL GAUGING RESULTS**

| WELL ID & EVENT | TOP OF CASING (elev.) | DATE GAUGED | DEPTH TO PRODUCT (ft btoc) | DEPTH TO WATER (ft btoc) | WATER-PRODUCT INTERFACE (elev.) | PRODUCT (elev.) | PRODUCT THICKNESS (ft) | CORRECTED WATER LEVEL (elev.) | SCREENED INTERVAL (elev.) (ft btoc) | WELL HEAD PID (ppm) | COMMENTS |
|---|---|---|---|---|---|---|---|---|---|---|---|
| **P-6U** | | | | | | | | | | | |
| 1Q25 | 443.64 | 1/14/2025 | NE | 38.21 | NA | NA | NA | 405.43 | 363.14 - 361.14 (80.50 - 82.50) | 0.0 | * |
| 2Q25 | | 4/3/2025 | NE | 39.33 | NA | NA | NA | 404.31 | | 0.0 | * |
| 3Q25 | | 7/3/2025 | NE | 37.02 | NA | NA | NA | 406.62 | | 0.0 | * |
| 4Q25 | | 10/3/2025 | NE | 36.43 | NA | NA | NA | 407.21 | | 0.0 | * |
| **P-7U** | | | | | | | | | | | |
| 1Q25 | 444.09 | 1/14/2025 | NE | 38.44 | NA | NA | NA | 405.65 | 383.01 - 381.01 (61.08 - 63.08) | 0.0 | * |
| 2Q25 | | 4/3/2025 | NE | 39.50 | NA | NA | NA | 404.59 | | 0.0 | * |
| 3Q25 | | 7/3/2025 | NE | 37.23 | NA | NA | NA | 406.86 | | 0.0 | * |
| 4Q25 | | 10/3/2025 | NE | 36.72 | NA | NA | NA | 407.37 | | 0.0 | * |
| **P-8U** | | | | | | | | | | | |
| 1Q25 | 442.11 | 1/14/2025 | NE | 38.57 | NA | NA | NA | 403.54 | 382.76 - 380.76 (59.35 - 61.35) | 0.0 | * |
| 2Q25 | | 4/3/2025 | NE | 39.43 | NA | NA | NA | 402.68 | | 0.0 | * |
| 3Q25 | | 7/3/2025 | NE | 37.44 | NA | NA | NA | 404.67 | | 0.0 | * |
| 4Q25 | | 10/2/2025 | NE | 36.67 | NA | NA | NA | 405.44 | | 0.0 | * |
| **P-9U** | | | | | | | | | | | |
| 1Q25 | 445.21 | 1/14/2025 | NE | 43.07 | NA | NA | NA | 402.14 | 344.62- 342.62 (100.59 - 102.59) | 0.0 | * |
| 2Q25 | | 4/1/2025 | NE | 43.65 | NA | NA | NA | 401.56 | | 0.0 | * |
| 3Q25 | | 7/2/2025 | NE | 42.00 | NA | NA | NA | 403.21 | | 0.0 | * |
| 4Q25 | | 10/2/2025 | NE | 41.35 | NA | NA | NA | 403.86 | | 0.0 | * |
| **P-11L** | | | | | | | | | | | |
| 1Q25 | 442.81 | 1/14/2025 | NE | 39.51 | NA | NA | NA | 403.30 | 332.60 - 330.60 (110.21 - 112.21) | 0.0 | * |
| 2Q25 | | 4/3/2025 | NE | 40.35 | NA | NA | NA | 402.46 | | 0.0 | * |
| 3Q25 | | 7/3/2025 | NE | 38.32 | NA | NA | NA | 404.49 | | 0.0 | * |
| 4Q25 | | 10/3/2025 | NE | 37.51 | NA | NA | NA | 405.30 | | 0.0 | * |
| **P-11U** | | | | | | | | | | | |
| 1Q25 | 443.42 | 1/14/2025 | NE | 40.12 | NA | NA | NA | 403.30 | 343.50 - 341.50 (99.92 - 101.92) | 0.0 | * |
| 2Q25 | | 4/3/2025 | NE | 41.00 | NA | NA | NA | 402.42 | | 0.0 | * |
| 3Q25 | | 7/3/2025 | NE | 38.90 | NA | NA | NA | 404.52 | | 0.0 | * |
| 4Q25 | | 10/3/2025 | NE | 38.15 | NA | NA | NA | 405.27 | | 0.0 | * |
| **P-12L** | | | | | | | | | | | |
| 1Q25 | 433.91 | 1/14/2025 | NE | 22.85 | NA | NA | NA | 411.06 | 351.80 - 349.80 (82.11 - 84.11) | 0.0 | * |
| 2Q25 | | 4/2/2025 | NE | 24.05 | NA | NA | NA | 409.86 | | 0.0 | * |
| 3Q25 | | 7/2/2025 | NE | 21.19 | NA | NA | NA | 412.72 | | 0.0 | * |
| 4Q25 | | 10/3/2025 | NE | 21.42 | NA | NA | NA | 412.49 | | 0.0 | * |
| **P-12U** | | | | | | | | | | | |
| 1Q25 | 435.55 | 1/14/2025 | NE | 24.64 | NA | NA | NA | 410.91 | 365.60 - 363.60 (69.95 - 71.95) | 0.0 | * |
| 2Q25 | | 4/2/2025 | NE | 25.75 | NA | NA | NA | 409.80 | | 0.0 | * |
| 3Q25 | | 7/2/2025 | NE | 22.93 | NA | NA | NA | 412.62 | | 0.0 | * |
| 4Q25 | | 10/3/2025 | NE | 23.14 | NA | NA | NA | 412.41 | | 0.0 | * |
| **P-13** | | | | | | | | | | | |
| 1Q25 | 433.80 | 1/14/2025 | NE | 22.82 | NA | NA | NA | 410.98 | 414.44 - 394.44 (19.36 - 39.36) | 0.0 | |
| 2Q25 | | 4/2/2025 | NE | 24.00 | NA | NA | NA | 409.80 | | 0.0 | |
| 3Q25 | | 7/2/2025 | NE | 21.13 | NA | NA | NA | 412.67 | | 1.1 | |
| 4Q25 | | 10/3/2025 | NE | 21.44 | NA | NA | NA | 412.36 | | 0.0 | |
| **P-014** | | | | | | | | | | | |
| 1Q25 | 442.99 | 1/14/2025 | NE | 36.41 | NA | NA | NA | 406.58 | 395.60 - 385.60 (47.39 - 57.39) | 0.0 | * |
| 2Q25 | | 4/2/2025 | NE | 37.15 | NA | NA | NA | 405.84 | | 0.0 | * |
| 3Q25 | | 7/3/2025 | NE | 35.01 | NA | NA | NA | 407.98 | | 0.0 | * |
| 4Q25 | | 10/3/2025 | NE | 35.51 | NA | NA | NA | 407.50 | | 0.0 | * |
| **P-15** | | | | | | | | | | | |
| 1Q25 | 443.65 | 1/14/2025 | NE | 38.26 | NA | NA | NA | 405.39 | 398.20 - 388.20 (45.45 - 55.45) | 0.0 | * |
| 2Q25 | | 4/3/2025 | NE | 39.25 | NA | NA | NA | 404.40 | | 0.0 | * |
| 3Q25 | | 7/3/2025 | NE | 36.97 | NA | NA | NA | 406.68 | | 0.0 | * |
| 4Q25 | | 10/3/2025 | NE | 36.32 | NA | NA | NA | 407.33 | | 0.0 | * |

SEE LAST PAGE OF TABLE FOR NOTES

**TABLE 1**
**QUARTERLY GROUNDWATER MONITORING WELL GAUGING RESULTS**

| WELL ID & EVENT | TOP OF CASING (elev.) | DATE GAUGED | DEPTH TO PRODUCT (ft btoc) | DEPTH TO WATER (ft btoc) | WATER-PRODUCT INTERFACE (elev.) | PRODUCT (elev.) | PRODUCT THICKNESS (ft) | CORRECTED WATER LEVEL (elev.) | SCREENED INTERVAL (elev.) (ft btoc) | WELL HEAD PID (ppm) | COMMENTS |
|---|---|---|---|---|---|---|---|---|---|---|---|
| **P-16** | | | | | | | | | | | |
| 1Q25 | 442.60 | 1/14/2025 | NE | 36.88 | NA | NA | NA | 405.72 | 396.86 - 386.86 (45.74 - 55.74) | 0.0 | * |
| 2Q25 | | 4/3/2025 | NE | 38.15 | NA | NA | NA | 404.45 | | 0.0 | * |
| 3Q25 | | 7/3/2025 | NE | 35.52 | NA | NA | NA | 407.08 | | 0.0 | * |
| 4Q25 | | 10/3/2025 | NE | 35.06 | NA | NA | NA | 407.54 | | 0.0 | * |
| **P-17** | | | | | | | | | | | |
| 1Q25 | 429.73 | 1/14/2025 | NE | 21.42 | NA | NA | NA | 408.31 | 410.21 - 390.21 (19.52 - 39.52) | 0.0 | |
| 2Q25 | | 4/1/2025 | NE | 22.40 | NA | NA | NA | 407.33 | | 0.0 | |
| 3Q25 | | 7/2/2025 | NE | 20.03 | NA | NA | NA | 409.70 | | 0.0 | |
| 4Q25 | | 10/2/2025 | NE | 19.92 | NA | NA | NA | 409.81 | | 0.0 | |
| **P-18** | | | | | | | | | | | |
| 1Q25 | 433.70 | 1/14/2025 | NE | 22.77 | NA | NA | NA | 410.93 | 403.48 - 393.48 (30.22 - 40.22) | 0.0 | * |
| 2Q25 | | 4/2/2025 | NE | 24.00 | NA | NA | NA | 409.70 | | 0.0 | * |
| 3Q25 | | 7/2/2025 | NE | 21.11 | NA | NA | NA | 412.59 | | 0.9 | * |
| 4Q25 | | 10/3/2025 | NE | 21.33 | NA | NA | NA | 412.37 | | 0.0 | * |
| **P-43** | | | | | | | | | | | |
| 1Q25 | 444.40 | 1/14/2025 | NE | 41.03 | NA | NA | NA | 403.37 | 380.84 - 370.84 (63.56 - 73.56) | 0.0 | * |
| 2Q25 | | 4/3/2025 | NE | 41.83 | NA | NA | NA | 402.57 | | 0.0 | * |
| 3Q25 | | 7/3/2025 | NE | 39.74 | NA | NA | NA | 404.66 | | 0.0 | * |
| 4Q25 | | 10/3/2025 | NE | 38.96 | NA | NA | NA | 405.44 | | 0.0 | * |
| **P-47** | | | | | | | | | | | |
| 1Q25 | 428.28 | 1/15/2025 | NE | 34.60 | NA | NA | NA | 393.68 | 400.32 - 380.32 (27.96 - 47.96) | 0.1 | |
| 2Q25 | | 4/3/2025 | NE | 34.21 | NA | NA | NA | 394.07 | | 0.0 | |
| 3Q25 | | 7/3/2025 | NE | 28.82 | NA | NA | NA | 399.46 | | 0.0 | |
| 4Q25 | | 10/3/2025 | NE | 32.17 | NA | NA | NA | 396.11 | | 0.0 | |
| **P-51** | | | | | | | | | | | |
| 1Q25 | 426.68 | 1/15/2025 | NE | 33.50 | NA | NA | NA | 393.18 | 405.53 - 385.53 (21.15 - 41.15) | 0.1 | |
| 2Q25 | | 4/3/2025 | NE | 32.99 | NA | NA | NA | 393.69 | | 53.1 | |
| 3Q25 | | 7/3/2025 | NE | 27.47 | NA | NA | NA | 399.21 | | 20.6 | |
| 4Q25 | | 10/3/2025 | NE | 30.85 | NA | NA | NA | 395.83 | | 37.2 | |
| **P-52** | | | | | | | | | | | |
| 1Q25 | 444.75 | 1/15/2025 | NE | 42.09 | NA | NA | NA | 402.66 | 407.80 - 382.80 (36.95 - 61.95) | 0.0 | |
| 2Q25 | | 4/2/2025 | NE | 42.21 | NA | NA | NA | 402.54 | | 115.7 | |
| 3Q25 | | 7/2/2025 | NE | 41.47 | NA | NA | NA | 403.28 | | 0.0 | |
| 4Q25 | | 10/1/2025 | NE | 40.75 | NA | NA | NA | 404.00 | | 0.0 | |
| **P-53** | | | | | | | | | | | |
| 1Q25 | 446.58 | 1/15/2025 | NE | 44.87 | NA | NA | NA | 401.71 | 406.27 - 381.27 (40.31 - 65.31) | 0.0 | |
| 2Q25 | | 4/2/2025 | NE | 45.15 | NA | NA | NA | 401.43 | | 0.0 | |
| 3Q25 | | 7/2/2025 | NE | 44.53 | NA | NA | NA | 402.05 | | 0.0 | |
| 4Q25 | | 10/1/2025 | NE | 43.70 | NA | NA | NA | 402.88 | | 0.0 | |
| **P-54** | | | | | | | | | | | |
| 1Q25 | 442.53 | 1/14/2025 | NE | 42.75 | NA | NA | NA | 399.78 | 404.53 - 379.53 (38.00 - 63.00) | 0.0 | |
| 2Q25 | | 4/2/2025 | NE | 43.24 | NA | NA | NA | 399.29 | | 0.0 | |
| 3Q25 | | 7/1/2025 | NE | 42.37 | NA | NA | NA | 400.16 | | 0.0 | |
| 4Q25 | | 10/1/2025 | NE | 41.48 | NA | NA | NA | 401.05 | | 0.0 | |
| **P-55R** | | | | | | | | | | | |
| 1Q25 | 444.01 | 1/13/2025 | 41.77 | 42.08 | 401.93 | 402.24 | 0.31 | 402.18 | 403.58 - 393.58 (40.43 - 50.43) | 121.6 | |
| 2Q25 | | 4/1/2025 | 42.26 | 42.60 | 401.41 | 401.75 | 0.34 | 401.68 | | 83.9 | |
| 3Q25 | | 7/1/2025 | 41.31 | 41.82 | 402.19 | 402.70 | 0.51 | 402.60 | | 288.1 | |
| 4Q25 | | 10/1/2025 | 40.35 | 40.66 | 403.35 | 403.66 | 0.31 | 403.60 | | 298.2 | * |
| **P-56** | | | | | | | | | | | |
| 1Q25 | 446.33 | 1/13/2025 | NE | 47.13 | NA | NA | NA | 399.20 | 405.51 - 380.51 (40.82 - 65.82) | 2.0 | |
| 2Q25 | | 4/1/2025 | NE | 47.88 | NA | NA | NA | 398.45 | | 0.0 | |
| 3Q25 | | 7/1/2025 | NE | 46.86 | NA | NA | NA | 399.47 | | 0.0 | |
| 4Q25 | | 10/1/2025 | NE | 45.94 | NA | NA | NA | 400.39 | | 3.7 | |

SEE LAST PAGE OF TABLE FOR NOTES

**TABLE 1**
**QUARTERLY GROUNDWATER MONITORING WELL GAUGING RESULTS**

| WELL ID & EVENT | TOP OF CASING (elev.) | DATE GAUGED | DEPTH TO PRODUCT (ft btoc) | DEPTH TO WATER (ft btoc) | WATER-PRODUCT INTERFACE (elev.) | PRODUCT (elev.) | PRODUCT THICKNESS (ft) | CORRECTED WATER LEVEL (elev.) | SCREENED INTERVAL (elev.) (ft btoc) | WELL HEAD PID (ppm) | COMMENTS |
|---|---|---|---|---|---|---|---|---|---|---|---|
| **P-57** | | | | | | | | | | | |
| 1Q25 | 447.17 | 1/13/2025 | NE | 47.29 | NA | NA | NA | 399.88 | 402.98 - 392.98 (44.19 - 54.19) | 0.0 | |
| 2Q25 | | 4/1/2025 | NE | 48.07 | NA | NA | NA | 399.10 | | 0.0 | |
| 3Q25 | | 7/1/2025 | NE | 47.04 | NA | NA | NA | 400.13 | | 0.0 | |
| 4Q25 | | 10/1/2025 | NE | 46.17 | NA | NA | NA | 401.00 | | 0.0 | |
| **P-58** | | | | | | | | | | | |
| 1Q25 | 445.16 | 1/13/2025 | NE | 44.89 | NA | NA | NA | 400.27 | 404.95 - 379.95 (40.21 - 65.21) | 0.0 | |
| 2Q25 | | 4/1/2025 | NE | 45.55 | NA | NA | NA | 399.61 | | 0.0 | |
| 3Q25 | | 7/1/2025 | NE | 44.51 | NA | NA | NA | 400.65 | | 0.0 | |
| 4Q25 | | 10/1/2025 | NE | 43.54 | NA | NA | NA | 401.62 | | 0.0 | |
| **P-59** | | | | | | | | | | | |
| 1Q25 | 447.09 | 1/13/2025 | NE | 48.38 | NA | NA | NA | 398.71 | 399.18 - 374.18 (47.91 - 72.91) | 0.0 | |
| 2Q25 | | 4/1/2025 | NE | 49.00 | NA | NA | NA | 398.09 | | 0.0 | |
| 3Q25 | | 7/1/2025 | NE | 48.02 | NA | NA | NA | 399.07 | | 0.0 | |
| 4Q25 | | 10/1/2025 | NE | 46.99 | NA | NA | NA | 400.10 | | 420.5 | * |
| **P-60** | | | | | | | | | | | |
| 1Q25 | 446.88 | 1/13/2025 | NE | 48.47 | NA | NA | NA | 398.41 | 402.23 - 382.23 (44.65 - 64.65) | 188.1 | |
| 2Q25 | | 4/1/2025 | NE | 48.57 | NA | NA | NA | 398.31 | | 20.5 | |
| 3Q25 | | 7/1/2025 | NE | 47.82 | NA | NA | NA | 399.06 | | 3.5 | |
| 4Q25 | | 10/1/2025 | NE | 45.56 | NA | NA | NA | 401.32 | | 25.6 | |
| **P-61** | | | | | | | | | | | |
| 1Q25 | 444.70 | 1/13/2025 | 45.23 | 46.21 | 398.49 | 399.47 | 0.98 | 399.27 | 399.03 - 374.03 (45.68 - 70.68) | 398.0 | |
| 2Q25 | | 4/1/2025 | 46.38 | 48.48 | 396.22 | 398.32 | 2.10 | 397.90 | | 0.0 | |
| 3Q25 | | 7/1/2025 | 45.53 | 46.78 | 397.92 | 399.17 | 1.25 | 398.92 | | 309.5 | |
| 4Q25 | | 10/1/2025 | 44.46 | 45.74 | 398.96 | 400.24 | 1.28 | 399.98 | | 441.4 | * |
| **P-62** | | | | | | | | | | | |
| 1Q25 | 442.62 | 1/13/2025 | 43.00 | 43.41 | 399.21 | 399.62 | 0.41 | 399.54 | 401.15 - 376.15 (41.47 - 66.47) | 0.0 | |
| 2Q25 | | 4/1/2025 | 43.85 | 44.60 | 398.02 | 398.77 | 0.75 | 398.62 | | 0.0 | |
| 3Q25 | | 7/1/2025 | 42.98 | 43.14 | 399.48 | 399.64 | 0.16 | 399.61 | | 0.0 | |
| 4Q25 | | 10/1/2025 | 42.05 | 42.15 | 400.47 | 400.57 | 0.10 | 400.55 | | 300.8 | |
| **P-63** | | | | | | | | | | | |
| 1Q25 | 446.08 | 1/13/2025 | 46.23 | 46.25 | 399.83 | 399.85 | 0.02 | 399.85 | 398.79 - 373.79 (47.29 - 72.29) | 11.3 | * |
| 2Q25 | | 4/3/2025 | 47.17 | 47.22 | 398.86 | 398.91 | 0.05 | 398.90 | | 2.9 | * |
| 3Q25 | | 7/1/2025 | 46.04 | 46.05 | 400.03 | 400.04 | 0.01 | 400.04 | | 21.8 | * |
| 4Q25 | | 10/2/2025 | 45.3 | 45.31 | 400.77 | 400.78 | 0.01 | 400.78 | | 72.3 | * |
| **P-64** | | | | | | | | | | | |
| 1Q25 | 446.81 | 1/13/2025 | 47.10 | 47.42 | 399.39 | 399.71 | 0.32 | 399.65 | 399.58 - 374.58 (47.23 - 72.23) | 169.7 | * |
| 2Q25 | | 4/3/2025 | 47.95 | 48.53 | 398.28 | 398.86 | 0.58 | 398.74 | | 0.0 | |
| 3Q25 | | 7/1/2025 | 46.97 | 47.06 | 399.75 | 399.84 | 0.09 | 399.82 | | 227.7 | * |
| 4Q25 | | 10/2/2025 | 46.28 | 46.41 | 400.40 | 400.53 | 0.13 | 400.50 | | 243.2 | * |
| **P-65** | | | | | | | | | | | |
| 1Q25 | 444.81 | 1/13/2025 | 44.95 | 44.96 | 399.85 | 399.86 | 0.01 | 399.86 | 397.79 - 372.79 (47.02 - 72.02) | 8.0 | * |
| 2Q25 | | 4/2/2025 | NE | 45.28 | NA | NA | NA | 399.53 | | 2.6 | * |
| 3Q25 | | 7/1/2025 | NE | 44.48 | NA | NA | NA | 400.33 | | 16.1 | * |
| 4Q25 | | 10/2/2025 | 43.76 | 43.77 | 401.04 | 401.05 | 0.01 | 401.05 | | 34.1 | * |
| **P-66** | | | | | | | | | | | |
| 1Q25 | 437.01 | 1/15/2025 | 36.54 | 36.86 | 400.15 | 400.47 | 0.32 | 400.41 | 402.29 - 377.29 (34.72 - 59.72) | 46.5 | |
| 2Q25 | | 4/3/2025 | 37.05 | 37.60 | 399.41 | 399.96 | 0.55 | 399.85 | | 0.3 | |
| 3Q25 | | 7/3/2025 | 36.06 | 36.07 | 400.94 | 400.95 | 0.01 | 400.95 | | 0.0 | |
| 4Q25 | | 10/3/2025 | 35.34 | 35.35 | 401.66 | 401.67 | 0.01 | 401.67 | | 0.0 | |
| **P-67** | | | | | | | | | | | |
| 1Q25 | 444.30 | 1/15/2025 | NE | 42.82 | NA | NA | NA | 401.48 | 402.33 - 377.33 (41.98 - 66.98) | 0.0 | |
| 2Q25 | | 4/3/2025 | NE | 43.32 | NA | NA | NA | 400.98 | | 0.0 | |
| 3Q25 | | 7/3/2025 | NE | 42.10 | NA | NA | NA | 402.20 | | 0.2 | |
| 4Q25 | | 10/3/2025 | NE | 41.48 | NA | NA | NA | 402.82 | | 0.0 | * |

SEE LAST PAGE OF TABLE FOR NOTES

**TABLE 1**
**QUARTERLY GROUNDWATER MONITORING WELL GAUGING RESULTS**

| WELL ID & EVENT | TOP OF CASING (elev.) | DATE GAUGED | DEPTH TO PRODUCT (ft btoc) | DEPTH TO WATER (ft btoc) | WATER-PRODUCT INTERFACE (elev.) | PRODUCT (elev.) | PRODUCT THICKNESS (ft) | CORRECTED WATER LEVEL (elev.) | SCREENED INTERVAL (elev.) (ft btoc) | WELL HEAD PID (ppm) | COMMENTS |
|---|---|---|---|---|---|---|---|---|---|---|---|
| **P-68** | | | | | | | | | | | |
| 1Q25 | 445.40 | 1/13/2025 | 46.57 | 46.81 | 398.59 | 398.83 | 0.24 | 398.78 | 401.64 - 376.64 (43.76 - 68.76) | 236.6 | |
| 2Q25 | | 4/1/2025 | 47.17 | 47.23 | 398.17 | 398.23 | 0.06 | 398.22 | | 7.8 | |
| 3Q25 | | 7/1/2025 | 46.16 | 46.26 | 399.14 | 399.24 | 0.10 | 399.22 | | 165.8 | |
| 4Q25 | | 10/1/2025 | 44.89 | 45.14 | 400.26 | 400.51 | 0.25 | 400.46 | | 470.2 | |
| **P-69** | | | | | | | | | | | |
| 1Q25 | 443.90 | 1/13/2025 | NE | 46.12 | NA | NA | NA | 397.78 | 403.08 - 378.08 (40.82 - 65.82) | 0.2 | |
| 2Q25 | | 4/1/2025 | NE | 46.55 | NA | NA | NA | 397.35 | | 0.0 | |
| 3Q25 | | 7/1/2025 | NE | 45.62 | NA | NA | NA | 398.28 | | 0.0 | |
| 4Q25 | | 10/1/2025 | NE | 44.43 | NA | NA | NA | 399.47 | | 0.0 | |
| **P-70** | | | | | | | | | | | |
| 1Q25 | 443.11 | 1/13/2025 | 44.05 | 44.37 | 398.74 | 399.06 | 0.32 | 399.00 | 398.44 - 373.44 (44.67 - 69.67) | 154.6 | * |
| 2Q25 | | 4/1/2025 | 44.70 | 46.30 | 396.81 | 398.41 | 1.60 | 398.09 | | 97.2 | |
| 3Q25 | | 7/1/2025 | 44.05 | 44.31 | 398.80 | 399.06 | 0.26 | 399.01 | | 352.4 | * |
| 4Q25 | | 10/1/2025 | 43.06 | 43.18 | 399.93 | 400.05 | 0.12 | 400.03 | | 446.8 | * |
| **P-71** | | | | | | | | | | | |
| 1Q25 | 445.15 | 1/13/2025 | NE | 44.33 | NA | NA | NA | 400.82 | 402.54 - 377.54 (42.61 - 67.61) | 0.0 | |
| 2Q25 | | 4/2/2025 | NE | 44.75 | NA | NA | NA | 400.40 | | 27.4 | |
| 3Q25 | | 7/1/2025 | NE | 44.13 | NA | NA | NA | 401.02 | | 0.0 | |
| 4Q25 | | 10/2/2025 | NE | 43.49 | NA | NA | NA | 401.66 | | 68.3 | |
| **P-72** | | | | | | | | | | | |
| 1Q25 | 444.75 | 1/13/2025 | NE | 44.26 | NA | NA | NA | 400.49 | 398.98 - 373.98 (45.77 - 70.77) | 6.2 | * |
| 2Q25 | | 4/2/2025 | NE | 44.50 | NA | NA | NA | 400.25 | | 0.4 | * |
| 3Q25 | | 7/2/2025 | NE | 43.97 | NA | NA | NA | 400.78 | | 0.9 | * |
| 4Q25 | | 10/2/2025 | NE | 43.09 | NA | NA | NA | 401.66 | | 0.2 | * |
| **P-73** | | | | | | | | | | | |
| 1Q25 | 444.03 | 1/13/2025 | NE | 44.24 | NA | NA | NA | 399.79 | 402.44 - 377.44 (41.60 - 66.60) | 0.2 | |
| 2Q25 | | 4/3/2025 | NE | 45.38 | NA | NA | NA | 398.65 | | 0.0 | |
| 3Q25 | | 7/1/2025 | NE | 44.25 | NA | NA | NA | 399.78 | | 0.0 | |
| 4Q25 | | 10/1/2025 | NE | 43.18 | NA | NA | NA | 400.85 | | 0.0 | |
| **P-74** | | | | | | | | | | | |
| 1Q25 | 442.94 | 1/13/2025 | NE | 44.64 | NA | NA | NA | 398.30 | 399.11 - 374.11 (43.83 - 68.83) | 170.7 | |
| 2Q25 | | 4/1/2025 | NE | 45.22 | NA | NA | NA | 397.72 | | 0.0 | |
| 3Q25 | | 7/1/2025 | NE | 44.24 | NA | NA | NA | 398.70 | | 216.7 | |
| 4Q25 | | 10/1/2025 | NE | 43.17 | NA | NA | NA | 399.77 | | 115.4 | * |
| **P-75** | | | | | | | | | | | |
| 1Q25 | 446.68 | 1/15/2025 | NE | 46.37 | NA | NA | NA | 400.31 | 403.55 - 378.55 (43.13 - 68.13) | 0.0 | |
| 2Q25 | | 4/3/2025 | NE | 46.83 | NA | NA | NA | 399.85 | | 0.0 | |
| 3Q25 | | 7/3/2025 | NE | 45.75 | NA | NA | NA | 400.93 | | 0.0 | |
| 4Q25 | | 10/3/2025 | NE | 45.08 | NA | NA | NA | 401.60 | | 0.0 | |
| **P-81A** | | | | | | | | | | | |
| 1Q25 | 436.09 | 1/15/2025 | NE | 24.12 | NA | NA | NA | 411.97 | 411.09 - 396.09 (25.00 - 40.00) | 0.0 | * |
| 2Q25 | | 4/3/2025 | NE | 24.53 | NA | NA | NA | 411.56 | | 0.0 | * |
| 3Q25 | | 7/2/2025 | NE | 22.55 | NA | NA | NA | 413.54 | | 0.0 | * |
| 4Q25 | | 10/3/2025 | NE | 22.35 | NA | NA | NA | 413.74 | | 0.0 | * |
| **P-81B** | | | | | | | | | | | |
| 1Q25 | 435.81 | 1/15/2025 | NE | 23.82 | NA | NA | NA | 411.99 | 372.40 - 370.40 (63.41 - 65.41) | 0.0 | * |
| 2Q25 | | 4/3/2025 | NE | 24.18 | NA | NA | NA | 411.63 | | 0.0 | * |
| 3Q25 | | 7/2/2025 | NE | 22.26 | NA | NA | NA | 413.55 | | 0.0 | * |
| 4Q25 | | 10/3/2025 | NE | 22.05 | NA | NA | NA | 413.76 | | 0.0 | * |
| **P-81C** | | | | | | | | | | | |
| 1Q25 | 435.70 | 1/15/2025 | NE | 23.75 | NA | NA | NA | 411.95 | 351.79 - 349.79 (83.91 - 85.91) | 0.0 | * |
| 2Q25 | | 4/3/2025 | NE | 24.10 | NA | NA | NA | 411.60 | | 0.0 | * |
| 3Q25 | | 7/2/2025 | NE | 22.20 | NA | NA | NA | 413.50 | | 0.0 | * |
| 4Q25 | | 10/3/2025 | NE | 22.00 | NA | NA | NA | 413.70 | | 0.0 | * |

SEE LAST PAGE OF TABLE FOR NOTES

**TABLE 1**
**QUARTERLY GROUNDWATER MONITORING WELL GAUGING RESULTS**

| WELL ID & EVENT | TOP OF CASING (elev.) | DATE GAUGED | DEPTH TO PRODUCT (ft btoc) | DEPTH TO WATER (ft btoc) | WATER-PRODUCT INTERFACE (elev.) | PRODUCT (elev.) | PRODUCT THICKNESS (ft) | CORRECTED WATER LEVEL (elev.) | SCREENED INTERVAL (elev.) (ft btoc) | WELL HEAD PID (ppm) | COMMENTS |
|---|---|---|---|---|---|---|---|---|---|---|---|
| **P-81D** | | | | | | | | | | | |
| 1Q25 | 435.66 | 1/15/2025 | NE | 23.68 | NA | NA | NA | 411.98 | 343.81 - 341.81 (91.85 - 93.85) | 0.0 | * |
| 2Q25 | | 4/3/2025 | NE | 24.05 | NA | NA | NA | 411.61 | | 0.0 | * |
| 3Q25 | | 7/2/2025 | NE | 22.13 | NA | NA | NA | 413.53 | | 0.0 | * |
| 4Q25 | | 10/3/2025 | NE | 21.93 | NA | NA | NA | 413.73 | | 0.0 | * |
| **P-82A** | | | | | | | | | | | |
| 1Q25 | 434.93 | 1/15/2025 | NE | 30.57 | NA | NA | NA | 404.36 | 401.72 - 386.72 (33.21 - 48.21) | 0.6 | * |
| 2Q25 | | 4/3/2025 | NE | 31.23 | NA | NA | NA | 403.70 | | 0.0 | * |
| 3Q25 | | 7/2/2025 | NE | 29.63 | NA | NA | NA | 405.30 | | 0.0 | * |
| 4Q25 | | 10/3/2025 | NE | 29.15 | NA | NA | NA | 405.78 | | 0.0 | * |
| **P-82B** | | | | | | | | | | | |
| 1Q25 | 434.68 | 1/15/2025 | NE | 30.28 | NA | NA | NA | 404.40 | 371.88 - 369.88 (62.80 - 64.80) | 0.0 | * |
| 2Q25 | | 4/3/2025 | NE | 29.95 | NA | NA | NA | 404.73 | | 0.3 | * |
| 3Q25 | | 7/2/2025 | NE | 29.35 | NA | NA | NA | 405.33 | | 0.0 | * |
| 4Q25 | | 10/3/2025 | NE | 28.88 | NA | NA | NA | 405.80 | | 0.0 | * |
| **P-82C** | | | | | | | | | | | |
| 1Q25 | 434.44 | 1/15/2025 | NE | 30.00 | NA | NA | NA | 404.44 | 351.67 - 349.67 (82.77 - 84.77) | 0.0 | * |
| 2Q25 | | 4/3/2025 | NE | 29.98 | NA | NA | NA | 404.46 | | 0.0 | * |
| 3Q25 | | 7/2/2025 | NE | 29.07 | NA | NA | NA | 405.37 | | 0.0 | * |
| 4Q25 | | 10/3/2025 | NE | 28.60 | NA | NA | NA | 405.84 | | 0.0 | * |
| **P-82D** | | | | | | | | | | | |
| 1Q25 | 435.08 | 1/15/2025 | NE | 30.74 | NA | NA | NA | 404.34 | 323.54 - 321.54 (111.54 - 113.54) | 0.0 | * |
| 2Q25 | | 4/3/2025 | NE | 31.79 | NA | NA | NA | 403.29 | | 0.0 | * |
| 3Q25 | | 7/2/2025 | NE | 29.82 | NA | NA | NA | 405.26 | | 0.0 | * |
| 4Q25 | | 10/3/2025 | NE | 29.35 | NA | NA | NA | 405.73 | | 0.0 | * |
| **P-83A** | | | | | | | | | | | |
| 1Q25 | 445.57 | 1/13/2025 | NE | 44.54 | NA | NA | NA | 401.03 | 398.17 - 383.17 (47.40 - 62.40) | 0.0 | * |
| 2Q25 | | 4/2/2025 | NE | 45.05 | NA | NA | NA | 400.52 | | 0.0 | * |
| 3Q25 | | 7/2/2025 | NE | 44.18 | NA | NA | NA | 401.39 | | 0.0 | * |
| 4Q25 | | 10/2/2025 | NE | 43.47 | NA | NA | NA | 402.10 | | 0.0 | * |
| **P-83B** | | | | | | | | | | | |
| 1Q25 | 445.81 | 1/13/2025 | NE | 44.77 | NA | NA | NA | 401.04 | 372.01 - 370.01 (73.80 - 75.80) | 0.0 | * |
| 2Q25 | | 4/2/2025 | NE | 45.30 | NA | NA | NA | 400.51 | | 0.0 | * |
| 3Q25 | | 7/2/2025 | NE | 44.45 | NA | NA | NA | 401.36 | | 0.0 | * |
| 4Q25 | | 10/2/2025 | NE | 43.72 | NA | NA | NA | 402.09 | | 0.0 | * |
| **P-83C** | | | | | | | | | | | |
| 1Q25 | 445.98 | 1/13/2025 | NE | 44.94 | NA | NA | NA | 401.04 | 353.59 - 351.59 (92.39 - 94.39) | 0.0 | * |
| 2Q25 | | 4/2/2025 | NE | 45.47 | NA | NA | NA | 400.51 | | 0.0 | * |
| 3Q25 | | 7/2/2025 | NE | 44.60 | NA | NA | NA | 401.38 | | 0.0 | * |
| 4Q25 | | 10/2/2025 | NE | 43.87 | NA | NA | NA | 402.11 | | 0.0 | * |
| **P-83D** | | | | | | | | | | | |
| 1Q25 | 445.90 | 1/13/2025 | NE | 44.88 | NA | NA | NA | 401.02 | 312.10 - 310.10 (133.80 - 135.80) | 0.0 | * |
| 2Q25 | | 4/2/2025 | NE | 45.42 | NA | NA | NA | 400.48 | | 0.0 | * |
| 3Q25 | | 7/2/2025 | NE | 44.55 | NA | NA | NA | 401.35 | | 0.0 | * |
| 4Q25 | | 10/2/2025 | NE | 43.82 | NA | NA | NA | 402.08 | | 0.0 | * |
| **P-84A** | | | | | | | | | | | |
| 1Q25 | 446.65 | 1/14/2025 | NE | 45.55 | NA | NA | NA | 401.10 | 398.15 - 383.15 (48.50 - 63.50) | 0.0 | * |
| 2Q25 | | 4/3/2025 | NE | 46.24 | NA | NA | NA | 400.41 | | 0.0 | * |
| 3Q25 | | 7/2/2025 | NE | 45.19 | NA | NA | NA | 401.46 | | 0.0 | * |
| 4Q25 | | 10/2/2025 | NE | 44.42 | NA | NA | NA | 402.23 | | 0.0 | * |
| **P-84B** | | | | | | | | | | | |
| 1Q25 | 446.36 | 1/14/2025 | NE | 45.28 | NA | NA | NA | 401.08 | 372.86 - 370.86 (73.50 - 75.50) | 0.0 | * |
| 2Q25 | | 4/4/2025 | NE | 45.82 | NA | NA | NA | 400.54 | | 0.0 | * |
| 3Q25 | | 7/2/2025 | NE | 44.93 | NA | NA | NA | 401.43 | | 0.0 | * |
| 4Q25 | | 10/2/2025 | NE | 44.15 | NA | NA | NA | 402.21 | | 0.0 | * |

SEE LAST PAGE OF TABLE FOR NOTES

**TABLE 1**
**QUARTERLY GROUNDWATER MONITORING WELL GAUGING RESULTS**

| WELL ID & EVENT | TOP OF CASING (elev.) | DATE GAUGED | DEPTH TO PRODUCT (ft btoc) | DEPTH TO WATER (ft btoc) | WATER-PRODUCT INTERFACE (elev.) | PRODUCT (elev.) | PRODUCT THICKNESS (ft) | CORRECTED WATER LEVEL (elev.) | SCREENED INTERVAL (elev.) (ft btoc) | WELL HEAD PID (ppm) | COMMENTS |
|---|---|---|---|---|---|---|---|---|---|---|---|
| **P-84C** | | | | | | | | | | | |
| 1Q25 | 446.40 | 1/14/2025 | NE | 45.29 | NA | NA | NA | 401.11 | 352.35 - 350.35 (94.05 - 96.05) | 0.0 | * |
| 2Q25 | | 4/3/2025 | NE | 46.29 | NA | NA | NA | 400.11 | | 0.0 | * |
| 3Q25 | | 7/2/2025 | NE | 44.39 | NA | NA | NA | 402.01 | | 0.0 | * |
| 4Q25 | | 10/2/2025 | NE | 44.20 | NA | NA | NA | 402.20 | | 0.0 | * |
| **P-84D** | | | | | | | | | | | |
| 1Q25 | 446.40 | 1/14/2025 | NE | 45.29 | NA | NA | NA | 401.11 | 325.57 - 323.57 (120.83 - 122.83) | 0.0 | * |
| 2Q25 | | 4/3/2025 | NE | 46.31 | NA | NA | NA | 400.09 | | 0.0 | * |
| 3Q25 | | 7/2/2025 | NE | 44.94 | NA | NA | NA | 401.46 | | 0.0 | * |
| 4Q25 | | 10/2/2025 | NE | 44.15 | NA | NA | NA | 402.25 | | 0.0 | * |
| **P-85B** | | | | | | | | | | | |
| 1Q25 | 430.99 | 1/14/2025 | NE | 20.27 | NA | NA | NA | 410.72 | 372.63 - 370.63 (58.36 - 60.36) | 0.0 | * |
| 2Q25 | | 4/2/2025 | NE | 21.23 | NA | NA | NA | 409.76 | | 0.0 | * |
| 3Q25 | | 7/2/2025 | NE | 18.98 | NA | NA | NA | 412.01 | | 0.0 | * |
| 4Q25 | | 10/3/2025 | NE | 18.86 | NA | NA | NA | 412.13 | | 0.0 | * |
| **P-85C** | | | | | | | | | | | |
| 1Q25 | 430.79 | 1/14/2025 | NE | 20.23 | NA | NA | NA | 410.56 | 352.41 - 350.41 (78.38 - 80.38) | 0.0 | * |
| 2Q25 | | 4/2/2025 | NE | 21.02 | NA | NA | NA | 409.77 | | 0.0 | * |
| 3Q25 | | 7/2/2025 | NE | 18.75 | NA | NA | NA | 412.04 | | 0.0 | * |
| 4Q25 | | 10/3/2025 | NE | 18.62 | NA | NA | NA | 412.17 | | 0.0 | * |
| **P-85D** | | | | | | | | | | | |
| 1Q25 | 430.79 | 1/14/2025 | NE | 20.25 | NA | NA | NA | 410.54 | 331.42 - 329.42 (99.37 - 101.37) | 0.0 | * |
| 2Q25 | | 4/2/2025 | NE | 21.03 | NA | NA | NA | 409.76 | | 0.0 | * |
| 3Q25 | | 7/2/2025 | NE | 18.80 | NA | NA | NA | 411.99 | | 0.0 | * |
| 4Q25 | | 10/3/2025 | NE | 18.64 | NA | NA | NA | 412.15 | | 0.0 | * |
| **P-86A** | | | | | | | | | | | |
| 1Q25 | 432.96 | 1/14/2025 | NE | 21.91 | NA | NA | NA | 411.05 | 411.04 - 396.04 (21.92 - 36.92) | 0.0 | * |
| 2Q25 | | 4/2/2025 | NE | 23.13 | NA | NA | NA | 409.83 | | 0.0 | |
| 3Q25 | | 7/2/2025 | NE | 20.28 | NA | NA | NA | 412.68 | | 0.0 | * |
| 4Q25 | | 10/3/2025 | NE | 20.49 | NA | NA | NA | 412.47 | | 0.0 | * |
| **P-86B** | | | | | | | | | | | |
| 1Q25 | 433.24 | 1/14/2025 | NE | 22.23 | NA | NA | NA | 411.01 | 372.61 - 370.61 (60.63 - 62.63) | 0.0 | * |
| 2Q25 | | 4/2/2025 | NE | 23.43 | NA | NA | NA | 409.81 | | 0.0 | * |
| 3Q25 | | 7/2/2025 | NE | 19.58 | NA | NA | NA | 413.66 | | 0.0 | * |
| 4Q25 | | 10/3/2025 | NE | 20.81 | NA | NA | NA | 412.43 | | 0.0 | * |
| **P-86C** | | | | | | | | | | | |
| 1Q25 | 432.14 | 1/14/2025 | NE | 21.12 | NA | NA | NA | 411.02 | 351.90 - 349.90 (80.24 - 82.24) | 0.0 | * |
| 2Q25 | | 4/2/2025 | NE | 22.33 | NA | NA | NA | 409.81 | | 0.0 | * |
| 3Q25 | | 7/2/2025 | NE | 19.58 | NA | NA | NA | 412.56 | | 0.0 | * |
| 4Q25 | | 10/3/2025 | NE | 19.69 | NA | NA | NA | 412.45 | | 0.0 | * |
| **P-86D** | | | | | | | | | | | |
| 1Q25 | 432.09 | 1/14/2025 | NE | 20.99 | NA | NA | NA | 411.10 | 332.28 - 330.28 (99.81 - 101.81) | 0.0 | * |
| 2Q25 | | 4/2/2025 | NE | 22.20 | NA | NA | NA | 409.89 | | 0.0 | * |
| 3Q25 | | 7/2/2025 | NE | 19.34 | NA | NA | NA | 412.75 | | 0.0 | * |
| 4Q25 | | 10/3/2025 | NE | 19.56 | NA | NA | NA | 412.53 | | 0.0 | * |
| **P-87B** | | | | | | | | | | | |
| 1Q25 | 432.20 | 1/14/2025 | NE | 23.92 | NA | NA | NA | 408.28 | 371.89 - 369.89 (60.31 - 62.31) | 0.0 | * |
| 2Q25 | | 4/1/2025 | NE | 24.90 | NA | NA | NA | 407.30 | | 0.0 | * |
| 3Q25 | | 7/2/2025 | NE | 22.58 | NA | NA | NA | 409.62 | | 0.0 | * |
| 4Q25 | | 10/2/2025 | NE | 22.45 | NA | NA | NA | 409.75 | | 0.0 | * |
| **P-87C** | | | | | | | | | | | |
| 1Q25 | 431.78 | 1/14/2025 | NE | 17.96 | NA | NA | NA | 413.82 | 351.87 - 349.87 (79.92 - 81.92) | 0.0 | * |
| 2Q25 | | 4/1/2025 | NE | 18.20 | NA | NA | NA | 413.58 | | 0.0 | * |
| 3Q25 | | 7/2/2025 | NE | 18.70 | NA | NA | NA | 413.08 | | 0.0 | * |
| 4Q25 | | 10/2/2025 | NE | 21.46 | NA | NA | NA | 410.32 | | 0.0 | * |

SEE LAST PAGE OF TABLE FOR NOTES

**TABLE 1**
**QUARTERLY GROUNDWATER MONITORING WELL GAUGING RESULTS**

| WELL ID & EVENT | TOP OF CASING (elev.) | DATE GAUGED | DEPTH TO PRODUCT (ft btoc) | DEPTH TO WATER (ft btoc) | WATER-PRODUCT INTERFACE (elev.) | PRODUCT (elev.) | PRODUCT THICKNESS (ft) | CORRECTED WATER LEVEL (elev.) | SCREENED INTERVAL (elev.) (ft btoc) | WELL HEAD PID (ppm) | COMMENTS |
|---|---|---|---|---|---|---|---|---|---|---|---|
| **P-87D** | | | | | | | | | | | |
| 1Q25 | 431.91 | 1/14/2025 | NE | 23.46 | NA | NA | NA | 408.45 | 338.66 - 336.66 (93.26 - 95.26) | 0.0 | * |
| 2Q25 | | 4/1/2025 | NE | 24.70 | NA | NA | NA | 407.21 | | 0.0 | * |
| 3Q25 | | 7/2/2025 | NE | 22.23 | NA | NA | NA | 409.68 | | 0.0 | * |
| 4Q25 | | 10/2/2025 | NE | 22.15 | NA | NA | NA | 409.76 | | 0.0 | * |
| **P-88A** | | | | | | | | | | | |
| 1Q25 | 443.27 | 1/14/2025 | NE | 36.68 | NA | NA | NA | 406.59 | 404.87 - 389.87 (38.40 - 53.40) | 0.0 | * |
| 2Q25 | | 4/3/2025 | NE | 37.07 | NA | NA | NA | 406.20 | | 0.0 | * |
| 3Q25 | | 7/3/2025 | NE | 35.63 | NA | NA | NA | 407.64 | | 0.0 | * |
| 4Q25 | | 10/3/2025 | NE | 34.75 | NA | NA | NA | 408.52 | | 0.0 | * |
| **P-88B** | | | | | | | | | | | |
| 1Q25 | 443.35 | 1/14/2025 | NE | 36.75 | NA | NA | NA | 406.60 | 371.70 - 369.70 (71.65 - 73.65) | 0.0 | * |
| 2Q25 | | 4/3/2025 | NE | 37.15 | NA | NA | NA | 406.20 | | 0.0 | * |
| 3Q25 | | 7/3/2025 | NE | 35.70 | NA | NA | NA | 407.65 | | 0.0 | * |
| 4Q25 | | 10/3/2025 | NE | 35.00 | NA | NA | NA | 408.35 | | 0.0 | * |
| **P-88C** | | | | | | | | | | | |
| 1Q25 | 443.31 | 1/14/2025 | NE | 36.71 | NA | NA | NA | 406.60 | 351.01 - 349.01 (92.30 - 94.30) | 0.0 | * |
| 2Q25 | | 4/3/2025 | NE | 37.10 | NA | NA | NA | 406.21 | | 0.0 | * |
| 3Q25 | | 7/3/2025 | NE | 35.65 | NA | NA | NA | 407.66 | | 0.0 | * |
| 4Q25 | | 10/3/2025 | NE | 34.98 | NA | NA | NA | 408.33 | | 0.0 | * |
| **P-88D** | | | | | | | | | | | |
| 1Q25 | 443.39 | 1/14/2025 | NE | 36.79 | NA | NA | NA | 406.60 | 331.22 - 329.22 (112.17 - 114.17) | 0.0 | * |
| 2Q25 | | 4/3/2025 | NE | 37.18 | NA | NA | NA | 406.21 | | 0.0 | * |
| 3Q25 | | 7/3/2025 | NE | 35.75 | NA | NA | NA | 407.64 | | 0.0 | * |
| 4Q25 | | 10/3/2025 | NE | 35.08 | NA | NA | NA | 408.31 | | 0.0 | * |
| **P-89B** | | | | | | | | | | | |
| 1Q25 | 447.64 | 1/13/2025 | NE | 45.97 | NA | NA | NA | 401.67 | 370.28 - 368.28 (77.36 - 79.36) | 0.0 | * |
| 2Q25 | | 4/1/2025 | NE | 46.50 | NA | NA | NA | 401.14 | | 0.0 | * |
| 3Q25 | | 7/2/2025 | NE | 44.83 | NA | NA | NA | 402.81 | | 0.0 | * |
| 4Q25 | | 10/2/2025 | NE | 46.06 | NA | NA | NA | 401.58 | | 0.0 | * |
| **P-89C** | | | | | | | | | | | |
| 1Q25 | 447.96 | 1/13/2025 | NE | 46.33 | NA | NA | NA | 401.63 | 351.56 - 349.56 (96.40 - 98.40) | 0.0 | * |
| 2Q25 | | 4/1/2025 | NE | 46.85 | NA | NA | NA | 401.11 | | 0.0 | * |
| 3Q25 | | 7/2/2025 | NE | 43.20 | NA | NA | NA | 404.76 | | 0.0 | * |
| 4Q25 | | 10/2/2025 | NE | 44.46 | NA | NA | NA | 403.50 | | 0.0 | * |
| **P-89D** | | | | | | | | | | | |
| 1Q25 | 447.83 | 1/13/2025 | NE | 46.34 | NA | NA | NA | 401.49 | 309.33 - 307.33 (138.50 - 140.50) | 0.0 | * |
| 2Q25 | | 4/1/2025 | NE | 46.83 | NA | NA | NA | 401.00 | | 0.0 | * |
| 3Q25 | | 7/2/2025 | NE | 45.20 | NA | NA | NA | 402.63 | | 0.0 | * |
| 4Q25 | | 10/2/2025 | NE | 44.47 | NA | NA | NA | 403.36 | | 0.0 | * |
| **P-91A** | | | | | | | | | | | |
| 1Q25 | 447.44 | 1/13/2025 | 48.04 | 48.07 | 399.37 | 399.40 | 0.03 | 399.39 | 395.93 - 380.93 (51.52 - 66.52) | 12.3 | * |
| 2Q25 | | 4/1/2025 | 48.82 | 48.84 | 398.60 | 398.62 | 0.02 | 398.62 | | 7.7 | * |
| 3Q25 | | 7/1/2025 | 48.05 | 48.06 | 399.38 | 399.39 | 0.01 | 399.39 | | 67.4 | * |
| 4Q25 | | 10/2/2025 | 47.4 | 47.42 | 400.02 | 400.04 | 0.02 | 400.04 | | 120.2 | * |
| **P-91B** | | | | | | | | | | | |
| 1Q25 | 447.48 | 1/13/2025 | NE | 48.07 | NA | NA | NA | 399.41 | 372.79 - 370.79 (74.69 - 76.69) | 0.4 | * |
| 2Q25 | | 4/1/2025 | NE | 48.85 | NA | NA | NA | 398.63 | | 0.0 | * |
| 3Q25 | | 7/1/2025 | NE | 48.07 | NA | NA | NA | 399.41 | | 2.1 | * |
| 4Q25 | | 10/2/2025 | NE | 47.39 | NA | NA | NA | 400.09 | | 1.7 | * |
| **P-91C** | | | | | | | | | | | |
| 1Q25 | 447.27 | 1/13/2025 | NE | 47.84 | NA | NA | NA | 399.43 | 352.54 - 350.54 (94.73 - 96.73) | 0.0 | * |
| 2Q25 | | 4/1/2025 | NE | 48.63 | NA | NA | NA | 398.64 | | 0.0 | * |
| 3Q25 | | 7/1/2025 | NE | 47.85 | NA | NA | NA | 399.42 | | 0.0 | * |
| 4Q25 | | 10/2/2025 | NE | 47.19 | NA | NA | NA | 400.08 | | 0.1 | * |

SEE LAST PAGE OF TABLE FOR NOTES

**TABLE 1**
**QUARTERLY GROUNDWATER MONITORING WELL GAUGING RESULTS**

| WELL ID & EVENT | TOP OF CASING (elev.) | DATE GAUGED | DEPTH TO PRODUCT (ft btoc) | DEPTH TO WATER (ft btoc) | WATER-PRODUCT INTERFACE (elev.) | PRODUCT (elev.) | PRODUCT THICKNESS (ft) | CORRECTED WATER LEVEL (elev.) | SCREENED INTERVAL (elev.) (ft btoc) | WELL HEAD PID (ppm) | COMMENTS |
|---|---|---|---|---|---|---|---|---|---|---|---|
| **P-91D** | | | | | | | | | | | |
| 1Q25 | 447.28 | 1/13/2025 | NE | 47.88 | NA | NA | NA | 399.40 | 278.96 - 276.96 (168.32 - 170.32) | 0.0 | * |
| 2Q25 | | 4/1/2025 | NE | 48.65 | NA | NA | NA | 398.63 | | 0.0 | * |
| 3Q25 | | 7/1/2025 | NE | 47.88 | NA | NA | NA | 399.40 | | 0.4 | * |
| 4Q25 | | 10/2/2025 | NE | 47.22 | NA | NA | NA | 400.06 | | 0.1 | * |
| **P-92A** | | | | | | | | | | | |
| 1Q25 | 446.41 | 1/13/2025 | 46.84 | 46.86 | 399.55 | 399.57 | 0.02 | 399.57 | 398.84 - 383.84 (47.57 - 62.57) | 94.5 | * |
| 2Q25 | | 4/2/2025 | 47.12 | 47.14 | 399.27 | 399.29 | 0.02 | 399.29 | | 8.1 | * |
| 3Q25 | | 7/1/2025 | 46.37 | 46.38 | 400.03 | 400.04 | 0.01 | 400.04 | | 180.7 | * |
| 4Q25 | | 10/1/2025 | 45.59 | 45.68 | 400.73 | 400.82 | 0.09 | 400.80 | | 298.1 | * |
| **P-92B** | | | | | | | | | | | |
| 1Q25 | 446.33 | 1/13/2025 | NE | 46.77 | NA | NA | NA | 399.56 | 371.92 - 369.92 (74.41 - 76.41) | 0.0 | * |
| 2Q25 | | 4/2/2025 | NE | 47.10 | NA | NA | NA | 399.23 | | 0.0 | * |
| 3Q25 | | 7/1/2025 | NE | 46.32 | NA | NA | NA | 400.01 | | 4.8 | * |
| 4Q25 | | 10/1/2025 | NE | 45.56 | NA | NA | NA | 400.77 | | 0.0 | * |
| **P-92C** | | | | | | | | | | | |
| 1Q25 | 446.35 | 1/13/2025 | NE | 46.78 | NA | NA | NA | 399.57 | 353.39 - 348.39 (92.96 - 97.96) | 0.5 | * |
| 2Q25 | | 4/2/2025 | NE | 47.10 | NA | NA | NA | 399.25 | | 0.0 | * |
| 3Q25 | | 7/1/2025 | NE | 46.32 | NA | NA | NA | 400.03 | | 7.7 | * |
| 4Q25 | | 10/1/2025 | NE | 45.55 | NA | NA | NA | 400.80 | | 8.6 | * |
| **P-92D** | | | | | | | | | | | |
| 1Q25 | 446.16 | 1/13/2025 | NE | 46.64 | NA | NA | NA | 399.52 | 305.16 - 303.16 (141.00 - 143.00) | 0.0 | * |
| 2Q25 | | 4/2/2025 | NE | 46.95 | NA | NA | NA | 399.21 | | 0.4 | * |
| 3Q25 | | 7/1/2025 | NE | 46.17 | NA | NA | NA | 399.99 | | 3.0 | * |
| 4Q25 | | 10/1/2025 | NE | 45.41 | NA | NA | NA | 400.75 | | 0.1 | * |
| **P-93A** | | | | | | | | | | | |
| 1Q25 | 445.37 | 1/13/2025 | NE | 45.36 | NA | NA | NA | 400.01 | 402.30 - 392.30 (43.07 - 53.07) | 0.0 | |
| 2Q25 | | 4/1/2025 | NE | 46.13 | NA | NA | NA | 399.24 | | 0.0 | |
| 3Q25 | | 7/1/2025 | NE | 45.08 | NA | NA | NA | 400.29 | | 0.0 | |
| 4Q25 | | 10/1/2025 | NE | 44.18 | NA | NA | NA | 401.19 | | 0.0 | |
| **P-93B** | | | | | | | | | | | |
| 1Q25 | 446.71 | 1/13/2025 | NE | 46.74 | NA | NA | NA | 399.97 | 371.93 - 369.93 (74.78 - 76.78) | 0.0 | * |
| 2Q25 | | 4/1/2025 | NE | 47.50 | NA | NA | NA | 399.21 | | 45.0 | * |
| 3Q25 | | 7/1/2025 | NE | 46.45 | NA | NA | NA | 400.26 | | 114.3 | * |
| 4Q25 | | 10/1/2025 | NE | 45.54 | NA | NA | NA | 401.17 | | 1706.0 | * |
| **P-93C** | | | | | | | | | | | |
| 1Q25 | 446.57 | 1/13/2025 | NE | 46.59 | NA | NA | NA | 399.98 | 353.69 - 348.69 (92.88 - 97.88) | 0.0 | * |
| 2Q25 | | 4/1/2025 | NE | 47.35 | NA | NA | NA | 399.22 | | 0.0 | * |
| 3Q25 | | 7/1/2025 | NE | 46.03 | NA | NA | NA | 400.54 | | 0.0 | * |
| 4Q25 | | 10/1/2025 | NE | 45.37 | NA | NA | NA | 401.20 | | 0.0 | * |
| **P-93D** | | | | | | | | | | | |
| 1Q25 | 446.93 | 1/13/2025 | NE | 46.94 | NA | NA | NA | 399.99 | 321.27 - 319.27 (125.66 - 127.66) | 0.0 | * |
| 2Q25 | | 4/1/2025 | NE | 47.70 | NA | NA | NA | 399.23 | | 0.0 | * |
| 3Q25 | | 7/1/2025 | NE | 46.60 | NA | NA | NA | 400.33 | | 0.0 | * |
| 4Q25 | | 10/1/2025 | NE | 45.72 | NA | NA | NA | 401.21 | | 45.7 | * |
| **P-94** | | | | | | | | | | | |
| 1Q25 | 445.02 | 1/13/2025 | NE | 41.98 | NA | NA | NA | 403.04 | 398.78 - 383.78 (46.24 - 61.24) | 0.0 | * |
| 2Q25 | | 4/2/2025 | NE | 42.40 | NA | NA | NA | 402.62 | | 0.0 | * |
| 3Q25 | | 7/2/2025 | NE | 40.93 | NA | NA | NA | 404.09 | | 0.0 | * |
| 4Q25 | | 10/2/2025 | NE | 40.28 | NA | NA | NA | 404.74 | | 0.0 | * |
| **P-95** | | | | | | | | | | | |
| 1Q25 | 443.69 | 1/14/2025 | NE | 35.03 | NA | NA | NA | 408.66 | 407.17 - 392.17 (36.52 - 51.52) | 0.0 | * |
| 2Q25 | | 4/3/2025 | NE | 35.37 | NA | NA | NA | 408.32 | | 0.0 | * |
| 3Q25 | | 7/3/2025 | NE | 33.81 | NA | NA | NA | 409.88 | | 0.0 | * |
| 4Q25 | | 10/3/2025 | NE | 33.15 | NA | NA | NA | 410.54 | | 0.0 | * |

SEE LAST PAGE OF TABLE FOR NOTES

**TABLE 1**
**QUARTERLY GROUNDWATER MONITORING WELL GAUGING RESULTS**

| WELL ID & EVENT | TOP OF CASING (elev.) | DATE GAUGED | DEPTH TO PRODUCT (ft btoc) | DEPTH TO WATER (ft btoc) | WATER-PRODUCT INTERFACE (elev.) | PRODUCT (elev.) | PRODUCT THICKNESS (ft) | CORRECTED WATER LEVEL (elev.) | SCREENED INTERVAL (elev.) (ft btoc) | WELL HEAD PID (ppm) | COMMENTS |
|---|---|---|---|---|---|---|---|---|---|---|---|
| **P-98** | | | | | | | | | | | |
| 1Q25 | 436.11 | 1/14/2025 | NE | 23.52 | NA | NA | NA | 412.59 | 408.34 - 388.34 (27.77 - 47.77) | 0.0 | * |
| 2Q25 | | 4/2/2025 | NE | 24.48 | NA | NA | NA | 411.63 | | 0.0 | * |
| 3Q25 | | 7/2/2025 | NE | 21.75 | NA | NA | NA | 414.36 | | 0.0 | * |
| 4Q25 | | 10/3/2025 | NE | 21.99 | NA | NA | NA | 414.12 | | 0.0 | * |
| **P-99** | | | | | | | | | | | |
| 1Q25 | 435.22 | 1/14/2025 | NE | 22.02 | NA | NA | NA | 413.20 | 407.83 - 387.83 (27.40 - 47.40) | 0.0 | * |
| 2Q25 | | 4/2/2025 | NE | 22.48 | NA | NA | NA | 412.74 | | 0.0 | * |
| 3Q25 | | 7/2/2025 | NE | 20.20 | NA | NA | NA | 415.02 | | 0.0 | * |
| 4Q25 | | 10/3/2025 | NE | 20.21 | NA | NA | NA | 415.01 | | 0.0 | * |
| **P-102** | | | | | | | | | | | |
| 1Q25 | 445.14 | 1/14/2025 | NE | 39.28 | NA | NA | NA | 405.86 | 402.39 - 382.39 (42.75 - 62.75) | 0.0 | * |
| 2Q25 | | 4/3/2025 | NE | 39.92 | NA | NA | NA | 405.22 | | 0.0 | * |
| 3Q25 | | 7/3/2025 | NE | 38.16 | NA | NA | NA | 406.98 | | 0.0 | * |
| 4Q25 | | 10/3/2025 | NE | 37.28 | NA | NA | NA | 407.86 | | 0.0 | * |
| **P-114R** | | | | | | | | | | | |
| 1Q25 | 429.45 | 1/15/2025 | NE | 28.59 | NA | NA | NA | 400.86 | 406.44 - 396.44 (23.01 - 33.01) | 0.0 | |
| 2Q25 | | 4/3/2025 | NE | 29.34 | NA | NA | NA | 400.11 | | 0.0 | |
| 3Q25 | | 7/2/2025 | NE | 27.71 | NA | NA | NA | 401.74 | | 0.0 | |
| 4Q25 | | 10/3/2025 | NE | 27.30 | NA | NA | NA | 402.15 | | 0.0 | |
| **P-115** | | | | | | | | | | | |
| 1Q25 | 433.50 | 1/15/2025 | NE | 32.58 | NA | NA | NA | 400.92 | 401.20 - 381.20 (32.30 - 52.30) | 0.0 | |
| 2Q25 | | 4/3/2025 | NE | 33.30 | NA | NA | NA | 400.20 | | 0.0 | |
| 3Q25 | | 7/2/2025 | NE | 31.60 | NA | NA | NA | 401.90 | | 0.0 | * |
| 4Q25 | | 10/3/2025 | NE | 31.23 | NA | NA | NA | 402.27 | | 0.0 | * |
| **P-116** | | | | | | | | | | | |
| 1Q25 | 436.76 | 1/15/2025 | NE | 36.00 | NA | NA | NA | 400.76 | 399.32 - 379.32 (37.44 - 57.44) | 0.0 | * |
| 2Q25 | | 4/3/2025 | NE | 36.71 | NA | NA | NA | 400.05 | | 0.0 | * |
| 3Q25 | | 7/2/2025 | NE | 34.98 | NA | NA | NA | 401.78 | | 0.0 | * |
| 4Q25 | | 10/2/2025 | NE | 34.60 | NA | NA | NA | 402.16 | | 0.0 | * |
| **P-117** | | | | | | | | | | | |
| 1Q25 | 432.86 | 1/15/2025 | NE | 32.26 | NA | NA | NA | 400.60 | 399.93 - 379.93 (32.93 - 52.93) | 0.0 | * |
| 2Q25 | | 4/3/2025 | NE | 33.21 | NA | NA | NA | 399.65 | | 0.0 | * |
| 3Q25 | | 7/2/2025 | NE | 31.23 | NA | NA | NA | 401.63 | | 0.0 | * |
| 4Q25 | | 10/3/2025 | NE | 30.90 | NA | NA | NA | 401.96 | | 0.0 | * |
| **P-118** | | | | | | | | | | | |
| 1Q25 | 431.51 | 1/15/2025 | NE | 31.17 | NA | NA | NA | 400.34 | 400.39 - 384.46 (31.12 - 47.05) | 0.0 | |
| 2Q25 | | 4/2/2025 | NE | 31.46 | NA | NA | NA | 400.05 | | 0.0 | |
| 3Q25 | | 7/2/2025 | NE | 29.97 | NA | NA | NA | 401.54 | | 0.0 | * |
| 4Q25 | | 10/2/2025 | NE | 29.72 | NA | NA | NA | 401.79 | | 0.0 | * |
| **P-119** | | | | | | | | | | | |
| 1Q25 | 432.10 | 1/15/2025 | NE | 30.82 | NA | NA | NA | 401.28 | 401.43 - 385.50 (30.67 - 46.60) | 0.0 | |
| 2Q25 | | 4/3/2025 | NE | 31.61 | NA | NA | NA | 400.49 | | 0.0 | |
| 3Q25 | | 7/2/2025 | NE | 30.08 | NA | NA | NA | 402.02 | | 0.0 | * |
| 4Q25 | | 10/3/2025 | NE | 29.55 | NA | NA | NA | 402.55 | | 0.0 | * |
| **P-120** | | | | | | | | | | | |
| 1Q25 | 432.99 | 1/15/2025 | NE | 31.05 | NA | NA | NA | 401.94 | 401.61 - 385.68 (31.38 - 47.31) | 0.0 | * |
| 2Q25 | | 4/2/2025 | NE | 31.21 | NA | NA | NA | 401.78 | | 0.0 | * |
| 3Q25 | | 7/2/2025 | NE | 30.13 | NA | NA | NA | 402.86 | | 0.0 | * |
| 4Q25 | | 10/2/2025 | NE | 29.65 | NA | NA | NA | 403.34 | | 0.0 | * |
| **P-129** | | | | | | | | | | | |
| 1Q25 | 432.64 | 1/15/2025 | NE | 33.45 | NA | NA | NA | 399.19 | 400.67 - 384.74 (31.97 - 47.90) | 0.0 | |
| 2Q25 | | 4/3/2025 | NE | 34.14 | NA | NA | NA | 398.50 | | 0.0 | |
| 3Q25 | | 7/2/2025 | NE | 31.68 | NA | NA | NA | 400.96 | | 0.0 | * |
| 4Q25 | | 10/2/2025 | NE | 31.93 | NA | NA | NA | 400.71 | | 0.0 | * |

SEE LAST PAGE OF TABLE FOR NOTES

**TABLE 1**
**QUARTERLY GROUNDWATER MONITORING WELL GAUGING RESULTS**

| WELL ID & EVENT | TOP OF CASING (elev.) | DATE GAUGED | DEPTH TO PRODUCT (ft btoc) | DEPTH TO WATER (ft btoc) | WATER-PRODUCT INTERFACE (elev.) | PRODUCT (elev.) | PRODUCT THICKNESS (ft) | CORRECTED WATER LEVEL (elev.) | SCREENED INTERVAL (elev.) (ft btoc) | WELL HEAD PID (ppm) | COMMENTS |
|---|---|---|---|---|---|---|---|---|---|---|---|
| **ROST-3-MW** | | | | | | | | | | | |
| 1Q25 | 442.51 | 1/14/2025 | NE | 42.96 | NA | NA | NA | 399.55 | 404.70 - 394.70 (37.81 - 47.81) | 0.0 | |
| 2Q25 | | 4/2/2025 | NE | 43.36 | NA | NA | NA | 399.15 | | 0.0 | |
| 3Q25 | | 7/1/2025 | NE | 42.60 | NA | NA | NA | 399.91 | | 0.0 | |
| 4Q25 | | 10/1/2025 | NE | 41.61 | NA | NA | NA | 400.90 | | 0.0 | |
| **ROST-4-PZ** | | | | | | | | | | | |
| 1Q25 | 442.16 | 1/13/2025 | NE | 41.82 | NA | NA | NA | 400.34 | 407.23 - 397.23 (34.93 - 44.93) | 0.0 | |
| 2Q25 | | 4/1/2025 | NE | 42.11 | NA | NA | NA | 400.05 | | 0.0 | |
| 3Q25 | | 7/1/2025 | NE | 41.68 | NA | NA | NA | 400.48 | | 0.0 | |
| 4Q25 | | 10/1/2025 | NE | 40.12 | NA | NA | NA | 402.04 | | 0.0 | |
| **ROST-4-PZ(A)** | | | | | | | | | | | |
| 1Q25 | 442.15 | 1/13/2025 | NE | 42.45 | NA | NA | NA | 399.70 | 407.38 - 397.38 (34.77 - 44.77) | 0.0 | |
| 2Q25 | | 4/1/2025 | NE | 42.92 | NA | NA | NA | 399.23 | | 0.0 | |
| 3Q25 | | 7/1/2025 | NE | 42.12 | NA | NA | NA | 400.03 | | 0.0 | |
| 4Q25 | | 10/1/2025 | NE | 40.98 | NA | NA | NA | 401.17 | | 0.0 | |
| **ROST-4-PZ(B)** | | | | | | | | | | | |
| 1Q25 | 442.40 | 1/13/2025 | NE | 41.70 | NA | NA | NA | 400.70 | 407.35 - 397.35 (35.05 - 45.05) | 0.0 | |
| 2Q25 | | 4/1/2025 | NE | 42.81 | NA | NA | NA | 399.59 | | 0.0 | |
| 3Q25 | | 7/1/2025 | NE | 41.74 | NA | NA | NA | 400.66 | | 0.0 | |
| 4Q25 | | 10/1/2025 | NE | 39.80 | NA | NA | NA | 402.60 | | 0.0 | |
| **ROST-4-PZ(C)** | | | | | | | | | | | |
| 1Q25 | 442.96 | 1/15/2025 | NE | 42.79 | NA | NA | NA | 400.17 | 408.01 - 398.01 (34.95 - 44.95) | 0.0 | |
| 2Q25 | | 4/3/2025 | NE | 43.30 | NA | NA | NA | 399.66 | | 0.0 | |
| 3Q25 | | 7/1/2025 | NE | 42.62 | NA | NA | NA | 400.34 | | 0.0 | |
| 4Q25 | | 10/1/2025 | NE | 41.30 | NA | NA | NA | 401.66 | | 0.0 | |
| **ROST-4-PZ(D)** | | | | | | | | | | | |
| 1Q25 | 442.91 | 1/14/2025 | NE | 42.73 | NA | NA | NA | 400.18 | 407.94 - 397.94 (34.97 - 44.97) | 0.0 | |
| 2Q25 | | 4/2/2025 | 42.82 | 42.97 | 399.94 | 400.09 | 0.15 | 400.06 | | 0.0 | |
| 3Q25 | | 7/1/2025 | 42.45 | 42.47 | 400.44 | 400.46 | 0.02 | 400.46 | | 0.0 | |
| 4Q25 | | 10/1/2025 | NE | 40.95 | NA | NA | NA | 401.96 | | 0.0 | |
| **ROST-4-PZ(E)** | | | | | | | | | | | |
| 1Q25 | 441.98 | 1/13/2025 | NE | 41.40 | NA | NA | NA | 400.58 | 407.23 - 397.23 (34.75 - 44.75) | 0.0 | |
| 2Q25 | | 4/1/2025 | NE | 41.71 | NA | NA | NA | 400.27 | | 0.0 | |
| 3Q25 | | 7/1/2025 | NE | 41.04 | NA | NA | NA | 400.94 | | 0.0 | |
| 4Q25 | | 10/1/2025 | NE | 39.53 | NA | NA | NA | 402.45 | | 0.0 | |
| **ROST-4-PZ(F)** | | | | | | | | | | | |
| 1Q25 | 442.12 | 1/13/2025 | NE | 40.42 | NA | NA | NA | 401.70 | 407.59 - 397.59 (34.53 - 44.53) | 0.0 | |
| 2Q25 | | 4/1/2025 | NE | 40.81 | NA | NA | NA | 401.31 | | 0.0 | |
| 3Q25 | | 7/1/2025 | NE | 40.24 | NA | NA | NA | 401.88 | | 0.0 | |
| 4Q25 | | 10/1/2025 | NE | 39.35 | NA | NA | NA | 402.77 | | 0.0 | |
| **ROST-4-PZ(G)** | | | | | | | | | | | |
| 1Q25 | 442.21 | 1/14/2025 | NE | 43.05 | NA | NA | NA | 399.16 | 407.93 - 397.93 (34.28 - 44.28) | 0.0 | |
| 2Q25 | | 4/2/2025 | NE | 43.56 | NA | NA | NA | 398.65 | | 0.0 | |
| 3Q25 | | 7/1/2025 | NE | 42.83 | NA | NA | NA | 399.38 | | 0.0 | |
| 4Q25 | | 10/1/2025 | NE | 41.78 | NA | NA | NA | 400.43 | | 0.0 | |
| **S-1** | | | | | | | | | | | |
| 1Q25 | 444.12 | 1/13/2025 | 44.12 | 44.13 | 399.99 | 400.00 | 0.01 | 400.00 | Unknown | 140.5 | |
| 2Q25 | | 4/2/2025 | 44.35 | 45.86 | 398.26 | 399.77 | 1.51 | 399.47 | | 191.2 | |
| 3Q25 | | 7/1/2025 | 43.78 | 43.90 | 400.22 | 400.34 | 0.12 | 400.32 | | 283.3 | |
| 4Q25 | | 10/2/2025 | 42.97 | 43.06 | 401.06 | 401.15 | 0.09 | 401.13 | | 190.1 | |
| **T-1** | | | | | | | | | | | |
| 1Q25 | 445.66 | 1/13/2025 | NE | 45.29 | NA | NA | NA | 400.37 | 398.66 - 388.66 (47.00 - 57.00) | 0.0 | * |
| 2Q25 | | 4/1/2025 | NE | 45.97 | NA | NA | NA | 399.69 | | 0.0 | * |
| 3Q25 | | 7/1/2025 | NE | 45.08 | NA | NA | NA | 400.58 | | 0.1 | * |
| 4Q25 | | 10/1/2025 | NE | 44.19 | NA | NA | NA | 401.47 | | 0.0 | * |

SEE LAST PAGE OF TABLE FOR NOTES

**TABLE 1**
**QUARTERLY GROUNDWATER MONITORING WELL GAUGING RESULTS**

| WELL ID & EVENT | TOP OF CASING (elev.) | DATE GAUGED | DEPTH TO PRODUCT (ft btoc) | DEPTH TO WATER (ft btoc) | WATER-PRODUCT INTERFACE (elev.) | PRODUCT (elev.) | PRODUCT THICKNESS (ft) | CORRECTED WATER LEVEL (elev.) | SCREENED INTERVAL (elev.) (ft btoc) | WELL HEAD PID (ppm) | COMMENTS |
|---|---|---|---|---|---|---|---|---|---|---|---|
| **T-2** | | | | | | | | | | | |
| 1Q25 | 443.38 | 1/13/2025 | NE | 43.20 | NA | NA | NA | 400.18 | 392.89 - 372.74 (50.50 - 70.65) | 0.0 | * |
| 2Q25 | | 4/2/2025 | NE | 43.65 | NA | NA | NA | 399.73 | | 0.0 | * |
| 3Q25 | | 7/1/2025 | NE | 42.90 | NA | NA | NA | 400.48 | | 0.0 | * |
| 4Q25 | | 10/2/2025 | NE | 42.18 | NA | NA | NA | 401.20 | | 0.0 | * |
| **T-3** | | | | | | | | | | | |
| 1Q25 | 449.22 | 1/13/2025 | NE | 49.13 | NA | NA | NA | 400.09 | 404.00 - 389.00 (45.22 - 60.22) | 0.0 | |
| 2Q25 | | 4/2/2025 | NE | 49.84 | NA | NA | NA | 399.38 | | 0.0 | |
| 3Q25 | | 7/1/2025 | NE | 49.12 | NA | NA | NA | 400.10 | | 0.0 | |
| 4Q25 | | 10/2/2025 | NE | 48.43 | NA | NA | NA | 400.79 | | 0.0 | |
| **T-4** | | | | | | | | | | | |
| 1Q25 | 446.82 | 1/13/2025 | NE | 47.81 | NA | NA | NA | 399.01 | 396.80 - 381.80 (50.02 - 65.02) | 0.0 | * |
| 2Q25 | | 4/1/2025 | NE | 48.58 | NA | NA | NA | 398.24 | | 0.0 | * |
| 3Q25 | | 7/2/2025 | NE | 47.90 | NA | NA | NA | 398.92 | | 0.0 | * |
| 4Q25 | | 10/2/2025 | NE | 47.41 | NA | NA | NA | 399.41 | | 0.1 | * |
| **T-5** | | | | | | | | | | | |
| 1Q25 | 443.67 | 1/13/2025 | NE | 43.27 | NA | NA | NA | 400.40 | 395.34 - 378.79 (48.33 - 64.88) | 3.9 | * |
| 2Q25 | | 4/2/2025 | NE | 43.45 | NA | NA | NA | 400.22 | | 6.0 | * |
| 3Q25 | | 7/1/2025 | NE | 42.60 | NA | NA | NA | 401.07 | | 1.2 | * |
| 4Q25 | | 10/1/2025 | NE | 41.76 | NA | NA | NA | 401.91 | | 6.3 | * |
| **T-6** | | | | | | | | | | | |
| 1Q25 | 446.79 | 1/13/2025 | NE | 47.00 | NA | NA | NA | 399.79 | 394.28 - 380.03 (52.51 - 66.76) | 0.0 | * |
| 2Q25 | | 4/1/2025 | NE | 47.85 | NA | NA | NA | 398.94 | | 0.7 | * |
| 3Q25 | | 7/1/2025 | NE | 46.76 | NA | NA | NA | 400.03 | | 0.4 | * |
| 4Q25 | | 10/1/2025 | NE | 45.91 | NA | NA | NA | 400.88 | | 1.0 | * |
| **T-7** | | | | | | | | | | | |
| 1Q25 | 444.27 | 1/15/2025 | NE | 42.80 | NA | NA | NA | 401.47 | 395.55 - 380.55 (48.72 - 63.72) | 2.3 | * |
| 2Q25 | | 4/3/2025 | NE | 43.33 | NA | NA | NA | 400.94 | | 7.9 | * |
| 3Q25 | | 7/3/2025 | NE | 42.08 | NA | NA | NA | 402.19 | | 2.9 | * |
| 4Q25 | | 10/3/2025 | NE | 41.45 | NA | NA | NA | 402.82 | | 0.0 | * |
| **T-12** | | | | | | | | | | | |
| 1Q25 | 444.98 | 1/13/2025 | NE | 46.86 | NA | NA | NA | 398.12 | 398.15 - 372.15 (46.83 - 72.83) | 0.0 | |
| 2Q25 | | 4/1/2025 | NE | 47.20 | NA | NA | NA | 397.78 | | 0.8 | |
| 3Q25 | | 7/1/2025 | NE | 46.28 | NA | NA | NA | 398.70 | | 1.4 | * |
| 4Q25 | | 10/1/2025 | NE | 45.13 | NA | NA | NA | 399.85 | | 0.8 | * |
| **T-13** | | | | | | | | | | | |
| 1Q25 | 443.76 | 1/13/2025 | NE | 43.33 | NA | NA | NA | 400.43 | 399.95 - 373.95 (43.81 - 69.81) | 0.0 | * |
| 2Q25 | | 4/1/2025 | NE | 43.89 | NA | NA | NA | 399.87 | | 0.0 | |
| 3Q25 | | 7/1/2025 | NE | 42.99 | NA | NA | NA | 400.77 | | 0.0 | * |
| 4Q25 | | 10/1/2025 | NE | 42.10 | NA | NA | NA | 401.66 | | 0.0 | * |
| **T-15** | | | | | | | | | | | |
| 1Q25 | 445.34 | 1/13/2025 | NE | 44.81 | NA | NA | NA | 400.53 | 396.94 - 370.94 (48.40 - 74.40) | 0.0 | * |
| 2Q25 | | 4/2/2025 | NE | 45.30 | NA | NA | NA | 400.04 | | 0.0 | * |
| 3Q25 | | 7/1/2025 | NE | 44.55 | NA | NA | NA | 400.79 | | 0.0 | * |
| 4Q25 | | 10/2/2025 | NE | 43.88 | NA | NA | NA | 401.46 | | 0.0 | * |
| **T-17** | | | | | | | | | | | |
| 1Q25 | 446.23 | 1/13/2025 | NE | 44.75 | NA | NA | NA | 401.48 | 401.76 - 375.76 (44.47 - 70.47) | 0.0 | |
| 2Q25 | | 4/2/2025 | NE | 45.08 | NA | NA | NA | 401.15 | | 0.0 | |
| 3Q25 | | 7/2/2025 | NE | 43.90 | NA | NA | NA | 402.33 | | 0.0 | * |
| 4Q25 | | 10/2/2025 | NE | 43.33 | NA | NA | NA | 402.90 | | 0.0 | * |
| **T-19** | | | | | | | | | | | |
| 1Q25 | 446.98 | 1/13/2025 | NE | 48.05 | NA | NA | NA | 398.93 | 396.21 - 370.21 (50.77 - 76.77) | 90.0 | * |
| 2Q25 | | 4/1/2025 | NE | 48.72 | NA | NA | NA | 398.26 | | 2.4 | * |
| 3Q25 | | 7/2/2025 | NE | 47.90 | NA | NA | NA | 399.08 | | 14.6 | * |
| 4Q25 | | 10/2/2025 | NE | 37.44 | NA | NA | NA | 409.54 | | 34.3 | * |

SEE LAST PAGE OF TABLE FOR NOTES

**TABLE 1**
**QUARTERLY GROUNDWATER MONITORING WELL GAUGING RESULTS**

| WELL ID & EVENT | TOP OF CASING (elev.) | DATE GAUGED | DEPTH TO PRODUCT (ft btoc) | DEPTH TO WATER (ft btoc) | WATER-PRODUCT INTERFACE (elev.) | PRODUCT (elev.) | PRODUCT THICKNESS (ft) | CORRECTED WATER LEVEL (elev.) | SCREENED INTERVAL (elev.) (ft btoc) | WELL HEAD PID (ppm) | COMMENTS |
|---|---|---|---|---|---|---|---|---|---|---|---|
| **T-21** | | | | | | | | | | | |
| 1Q25 | 444.23 | 1/14/2025 | NE | 35.16 | NA | NA | NA | 409.07 | 412.27 - 386.27 (31.96 - 57.96) | 0.0 | |
| 2Q25 | | 4/3/2025 | NE | 35.55 | NA | NA | NA | 408.68 | | 0.0 | |
| 3Q25 | | 7/3/2025 | NE | 34.25 | NA | NA | NA | 409.98 | | 0.0 | |
| 4Q25 | | 10/3/2025 | NE | 33.58 | NA | NA | NA | 410.65 | | 0.0 | |
| **T-22** | | | | | | | | | | | |
| 1Q25 | 442.38 | 1/14/2025 | NE | 36.36 | NA | NA | NA | 406.02 | 410.83 - 385.13 (31.55 - 57.25) | 0.0 | |
| 2Q25 | | 4/3/2025 | NE | 36.85 | NA | NA | NA | 405.53 | | 0.0 | |
| 3Q25 | | 7/3/2025 | NE | 35.32 | NA | NA | NA | 407.06 | | 0.0 | |
| 4Q25 | | 10/3/2025 | NE | 34.75 | NA | NA | NA | 407.63 | | 0.0 | |
| **T-23** | | | | | | | | | | | |
| 1Q25 | 432.87 | 1/15/2025 | NE | 28.97 | NA | NA | NA | 403.90 | 405.64 - 379.64 (27.23 - 53.23) | 0.0 | |
| 2Q25 | | 4/3/2025 | NE | 29.56 | NA | NA | NA | 403.31 | | 0.0 | |
| 3Q25 | | 7/2/2025 | NE | 28.06 | NA | NA | NA | 404.81 | | 0.0 | |
| 4Q25 | | 10/3/2025 | NE | 27.63 | NA | NA | NA | 405.24 | | 0.0 | |
| **T-24** | | | | | | | | | | | |
| 1Q25 | 444.00 | 1/13/2025 | 44.93 | 45.52 | 398.48 | 399.07 | 0.59 | 398.95 | 402.50 - 376.85 (41.50 - 67.15) | 0.0 | |
| 2Q25 | | 4/1/2025 | 45.65 | 45.67 | 398.33 | 398.35 | 0.02 | 398.35 | | 0.0 | |
| 3Q25 | | 7/1/2025 | 44.63 | 44.76 | 399.24 | 399.37 | 0.13 | 399.34 | | 0.0 | |
| 4Q25 | | 10/1/2025 | 43.70 | 43.74 | 400.26 | 400.30 | 0.04 | 400.29 | | 2.9 | |
| **T-28** | | | | | | | | | | | |
| 1Q25 | 444.59 | 1/13/2025 | NE | 43.61 | NA | NA | NA | 400.98 | Unknown | 0.0 | |
| 2Q25 | | 4/2/2025 | NE | 44.13 | NA | NA | NA | 400.46 | | 0.0 | |
| 3Q25 | | 7/2/2025 | NE | 43.20 | NA | NA | NA | 401.39 | | 0.0 | |
| 4Q25 | | 10/2/2025 | NE | 42.50 | NA | NA | NA | 402.09 | | 0.0 | |
| **T-37** | | | | | | | | | | | |
| 1Q25 | 447.44 | 1/13/2025 | NE | 45.83 | NA | NA | NA | 401.61 | 398.59 - 378.59 (48.86 - 68.86) | 0.0 | * |
| 2Q25 | | 4/1/2025 | NE | 46.35 | NA | NA | NA | 401.09 | | 0.0 | * |
| 3Q25 | | 7/2/2025 | NE | 44.65 | NA | NA | NA | 402.79 | | 0.0 | * |
| 4Q25 | | 10/2/2025 | NE | 43.91 | NA | NA | NA | 403.53 | | 0.0 | * |
| **T-38** | | | | | | | | | | | |
| 1Q25 | 445.85 | 1/13/2025 | NE | 43.01 | NA | NA | NA | 402.84 | 396.71 - 376.71 (49.14 - 69.14) | 0.0 | * |
| 2Q25 | | 4/1/2025 | NE | 43.60 | NA | NA | NA | 402.25 | | 0.0 | * |
| 3Q25 | | 7/3/2025 | NE | 41.66 | NA | NA | NA | 404.19 | | 0.0 | * |
| 4Q25 | | 10/2/2025 | NE | 40.80 | NA | NA | NA | 405.05 | | 0.0 | * |
| **T-41** | | | | | | | | | | | |
| 1Q25 | 429.83 | 1/14/2025 | NE | 21.42 | NA | NA | NA | 408.41 | 411.64 - 391.64 (18.20 - 38.20) | 0.0 | |
| 2Q25 | | 4/2/2025 | NE | 20.10 | NA | NA | NA | 409.73 | | 0.0 | |
| 3Q25 | | 7/2/2025 | NE | 17.80 | NA | NA | NA | 412.03 | | 0.0 | * |
| 4Q25 | | 10/3/2025 | NE | 17.69 | NA | NA | NA | 412.14 | | 0.0 | * |
| **T-42** | | | | | | | | | | | |
| 1Q25 | 434.48 | 1/14/2025 | NE | 21.42 | NA | NA | NA | 413.06 | 418.31 - 398.31 (16.17 - 36.17) | 0.0 | |
| 2Q25 | | 4/2/2025 | NE | 22.07 | NA | NA | NA | 412.41 | | 0.0 | |
| 3Q25 | | 7/2/2025 | NE | 19.60 | NA | NA | NA | 414.88 | | 0.0 | |
| 4Q25 | | 10/3/2025 | NE | 19.71 | NA | NA | NA | 414.77 | | 0.0 | |
| **T-43** | | | | | | | | | | | |
| 1Q25 | 435.79 | 1/14/2025 | NE | 23.20 | NA | NA | NA | 412.59 | 416.45 - 396.45 (19.34 - 39.34) | 0.0 | |
| 2Q25 | | 4/2/2025 | NE | 23.72 | NA | NA | NA | 412.07 | | 0.0 | |
| 3Q25 | | 7/2/2025 | NE | 21.58 | NA | NA | NA | 414.21 | | 0.2 | |
| 4Q25 | | 10/3/2025 | NE | 21.48 | NA | NA | NA | 414.31 | | 0.0 | |
| **T-44** | | | | | | | | | | | |
| 1Q25 | 435.25 | 1/14/2025 | NE | 22.32 | NA | NA | NA | 412.93 | 417.32 - 397.32 (17.93 - 37.93) | 0.0 | |
| 2Q25 | | 4/2/2025 | NE | 22.78 | NA | NA | NA | 412.47 | | 0.0 | |
| 3Q25 | | 7/2/2025 | NE | 20.63 | NA | NA | NA | 414.62 | | 1.9 | |
| 4Q25 | | 10/3/2025 | NE | 20.57 | NA | NA | NA | 414.68 | | 0.0 | |

SEE LAST PAGE OF TABLE FOR NOTES

**TABLE 1**
**QUARTERLY GROUNDWATER MONITORING WELL GAUGING RESULTS**

| WELL ID & EVENT | TOP OF CASING (elev.) | DATE GAUGED | DEPTH TO PRODUCT (ft btoc) | DEPTH TO WATER (ft btoc) | WATER-PRODUCT INTERFACE (elev.) | PRODUCT (elev.) | PRODUCT THICKNESS (ft) | CORRECTED WATER LEVEL (elev.) | SCREENED INTERVAL (elev.) (ft btoc) | WELL HEAD PID (ppm) | COMMENTS |
|---|---|---|---|---|---|---|---|---|---|---|---|
| **T-51** | | | | | | | | | | | |
| 1Q25 | 433.93 | 1/14/2025 | NE | 20.01 | NA | NA | NA | 413.92 | Unknown | 0.0 | |
| 2Q25 | | 4/2/2025 | NE | 20.54 | NA | NA | NA | 413.39 | | 0.0 | |
| 3Q25 | | 7/2/2025 | NE | 18.05 | NA | NA | NA | 415.88 | | 0.0 | |
| 4Q25 | | 10/3/2025 | NE | 18.25 | NA | NA | NA | 415.68 | | 0.0 | |
| **T-52** | | | | | | | | | | | |
| 1Q25 | 434.28 | 1/14/2025 | NE | 20.71 | NA | NA | NA | 413.57 | Unknown | 0.0 | |
| 2Q25 | | 4/2/2025 | NE | 21.35 | NA | NA | NA | 412.93 | | 0.0 | |
| 3Q25 | | 7/2/2025 | NE | 18.67 | NA | NA | NA | 415.61 | | 0.0 | |
| 4Q25 | | 10/3/2025 | NE | 18.95 | NA | NA | NA | 415.33 | | 0.0 | |
| **T-62** | | | | | | | | | | | |
| 1Q25 | 432.15 | 1/15/2025 | NE | 30.47 | NA | NA | NA | 401.68 | 412.44 - 382.44 (19.71 - 49.71) | 0.0 | |
| 2Q25 | | 4/2/2025 | NE | 31.09 | NA | NA | NA | 401.06 | | 0.0 | |
| 3Q25 | | 7/2/2025 | NE | 29.86 | NA | NA | NA | 402.29 | | 0.0 | |
| 4Q25 | | 10/2/2025 | NE | 29.35 | NA | NA | NA | 402.80 | | 0.0 | |
| **T-63** | | | | | | | | | | | |
| 1Q25 | 431.33 | 1/15/2025 | NE | 30.13 | NA | NA | NA | 401.20 | 411.35 - 381.35 (19.98 - 49.98) | 0.0 | |
| 2Q25 | | 4/2/2025 | NE | 30.74 | NA | NA | NA | 400.59 | | 0.0 | |
| 3Q25 | | 7/2/2025 | NE | 29.36 | NA | NA | NA | 401.97 | | 0.0 | |
| 4Q25 | | 10/2/2025 | NE | 28.95 | NA | NA | NA | 402.38 | | 0.0 | |
| **T-64** | | | | | | | | | | | |
| 1Q25 | 429.10 | 1/15/2025 | NE | 28.13 | NA | NA | NA | 400.97 | 409.29 - 379.29 (19.81 - 49.81) | 0.0 | |
| 2Q25 | | 4/2/2025 | NE | 28.51 | NA | NA | NA | 400.59 | | 0.0 | |
| 3Q25 | | 7/2/2025 | NE | 27.11 | NA | NA | NA | 401.99 | | 0.0 | |
| 4Q25 | | 10/2/2025 | NE | 26.90 | NA | NA | NA | 402.20 | | 0.0 | |

**NOTES:**

1) Elevations presented in this table are relative to the 1988 NAVD datum.

2) The corrected water level elevations presented in this table were corrected by a specific gravity of 0.80 for the wells in which LNAPL was identified.

3) PID values measured with a 10.6 electron volt (eV) lamp photoionization detector.

4) btoc = Below Top of Casing; ppm = parts per million; NA = Not Applicable; NE = Not Encountered; NM = Not Measured

5) * Indicates that the LNAPL and/or water level is above the top of the screened zone of the well.

6) Table includes comprehensive groundwater monitoring well gauging data for the last 4 quarters from the combined Village of Roxana Interim Groundwater Monitoring Program and the WRB Refining LP Wood River Refinery Program.

7) The screened interval for certain monitoring wells were adjusted based on an evaluation of the results of annual bottom depth gauging conducted in the first quarter of each year.

8) Top of casing and screened interval for the groundwater monitoring wells in the Roxana Interim Groundwater Monitoring Program and the WRR Program were adjusted based on surveying conducted in 4Q24, in accordance with Permit Condition IV.J.9, which requires wells be surveyed every five (5) years.

**TABLE 2**
**SOIL VMP DEPTHS**

| Location | Yellow 1st Interval | White 10 foot Depth | Blue 2nd Interval | Green 3rd Interval | Red 4th Interval | Notes: |
|---|---|---|---|---|---|---|
| VMP-1 | 5 | | 8.5 | 23.5 | 38.5 | Village of Roxana - 1st Street |
| VMP-2 | 5 | | 8.5 | 22 | 42 | Village of Roxana - Alley Between 3rd and 4th Street |
| VMP-3 | 5 | 10 | 22 | 31.5 | 39 | Village of Roxana - Alley Between 2nd and 3rd Street |
| VMP-4 | 5 | | 12 | 23.5 | 39 | Village of Roxana - Alley Between 4th and 5th Street |
| VMP-5 | 5 | | 12.5 | 31 | 40 | Village of Roxana - Alley Between 5th and 6th Street |
| VMP-6 | 5 | | 10 | 31.5 | 39 | Village of Roxana - Alley Between 6th and 7th Street |
| VMP-7 | 5 | | 13.5 | 29.5 | 38 | Village of Roxana - 7th Street |
| VMP-8 | 5 | | 9.5 | 23.5 | 35.5 | Village of Roxana - Alley Between 7th and 8th Street |
| VMP-9 | 5 | | 11.5 | 25.5 | 38.5 | Village of Roxana - Alley Between 7th and 8th Street |
| VMP-10 | 5 | | 10 | 20 | 30 | Public Works Yard |
| VMP-11 | 5 | | 8 | 29 | 38 | Public Works Yard |
| VMP-12 | 5 | | 11.5 | 25 | 39 | WRR- North Property |
| VMP-13 | 5 | | 10.5 | 21.5 | 29.5 | Public Works Yard |
| VMP-14 | 5 | | 11.5 | 20 | 29 | Public Works Yard |
| VMP-15 | 5 | | 21.5 | 25.5 | 29 | Village of Roxana - SE of Route 111 and Rand Avenue |
| VMP-16 | 5 | | 13.5 | 19 | 31 | WRR- Main Property |
| VMP-17 | 5 | | | | | Public Works Yard |
| VMP-18 | 8.5 | | | | | Village of Roxana - 8th Street |
| VMP-19 | 5 | | | | | Village of Roxana - 8th Street |
| VMP-20 | 5 | | 10 | 25 | 39.5 | Village of Roxana - Alley Between 2nd and 3rd Street |
| VMP-21 | 5 | | 10 | 25 | 33 | Village of Roxana - Alley Between 3rd and 4th Street |
| VMP-22 | 5 | | 10 | 18 | 38 | Village of Roxana - Alley Between 4th and 5th Street |
| VMP-23 | 5 | | 10 | 25 | 40 | Village of Roxana - Alley Between 5th and 6th Street |
| VMP-24 | 5 | | 10 | 22 | 34 | Village of Roxana - 7th Street |
| VMP-25 | 5 | | 9.5 | 21 | 31 | Village of Roxana - Corner of Rand Avenue and Route 111 |
| VMP-26 | 10 | | 20 | 30 | 38 | WRR - North Property |
| VMP-27 | 10 | | 20 | 30 | 38 | WRR - North Property |
| VMP-28 | 10 | | 20 | 30 | 37 | WRR - North Property |
| VMP-29 | 10 | | 18 | 26 | 40 | Public Works Yard (Abandoned in January 2023) |
| VMP-30 | 10 | | 18 | 26 | 40 | Public Works Yard (Abandoned in January 2023) |
| VMP-31 | 5 | | 10 | 20 | 30 | Village of Roxana - Chaffer Avenue (Abandoned in June 2014) |
| VMP-32 | 5 | | 10 | 20 | 30 | Village of Roxana - 4th Street |
| VMP-33 | | | 10 | 20 | 30 | WRR - North Property |
| VMP-34 | | | 10 | 20 | 30 | WRR - North Property |
| VMP-35 | | | 10 | 20 | 30 | WRR - North Property |
| VMP-36 | | | 10 | 20 | 30 | WRR - North Property |
| VMP-37 | | | 10 | 20 | 30 | WRR - North Property |
| VMP-38 | | | 10 | 20 | 27 | WRR - North Property |
| VMP-39 | | | 10 | 20 | 30 | WRR - North Property |
| VMP-40 | | | 10 | 20 | 30 | WRR - North Property (Abandoned in November 2020) |
| VMP-41 | | | 10 | 20 | 26 | Public Works Yard |
| VMP-42 | | | 10 | 20 | 30 | Village of Roxana - Corner of Chaffer Avenue and 3rd Street |
| VMP-43 | | | 10 | 20 | 30 | Village of Roxana - Corner of Chaffer Avenue and 4th Street |
| VMP-44 | | | 10 | 20 | 30 | Village of Roxana - Corner of Chaffer Avenue and 5th Street |
| VMP-45 | | | 10 | 20 | 30 | Village of Roxana - Corner of Chaffer Avenue and 6th Street |
| VMP-46 | | | 10 | 20 | 30 | WRR - North Property |
| VMP-47 | 5 | | 10 | 20 | 30 | Village of Roxana - Corner of Chaffer Avenue and Alley Between 1st and 2nd Street |
| VMP-48 | 5 | | 10 | 20 | 30 | Village of Roxana - Alley Between 2nd and 3rd Street |
| VMP-49 | 5 | | 10 | 20 | 30 | Village of Roxana - Alley Between 3rd and 4th Street |
| VMP-50 | 5 | | 10 | 20 | 30 | Village of Roxana - Alley Between 4th and 5th Street |
| VMP-51 | 5 | | 10 | 20 | 30 | Village of Roxana - Alley Between 5th and 6th Street |
| VMP-52 | 5 | | 10 | 20 | 30 | Village of Roxana - Alley Between 6th and 7th Street |
| VMP-53 | 5 | | 10 | 20 | 30 | Village of Roxana - Alley Between 7th and 8th Street |
| VMP-54 | 5 | | 10 | 20 | 30 | Village of Roxana - Alley Between 7th and 8th Street |
| VMP-55 | 5 | | 10 | 20 | 30 | Public Works Yard Area; Route 111 Right-of-Way |
| VMP-56 | | | 10 | 25 | 38.5 | Village of Roxana - Corner of Chaffer Avenue and 4th Street |
| VMP-57 | 5 | | 10 | 20 | | WRR - North Property |
| VMP-58 | 5 | | 10 | 20 | 30 | WRR - North Property |
| VMP-59 | 5 | | 10 | 20 | 30 | WRR - North Property |
| VMP-60 | 5 | | 10 | 20 | 33.5 | WRR - North Property |
| VMP-61 | 5 | | 10 | 20 | 30 | WRR - North Property |
| VMP-62 | 5 | | 10 | 20 | 30 | Village of Roxana - Alley Between 1st and 2nd Street |
| VMP-63 | 5 | | 10 | 20 | 30 | Village of Roxana - Corner of Chaffer Avenue and 1st Street |
| VMP-64 | 5 | | 10 | 20 | 28 | Village of Roxana - Corner of Chaffer Avenue and Alley Between 1st and Tydeman |
| VMP-65 | | | 10 | 20 | 30 | WRR - North Property (Installed November 2020 to replace VMP-40) |

SEE LAST PAGE OF TABLE FOR NOTES

# TABLE 3
## SOIL VAPOR SAMPLING - TEDLAR® SAMPLING DATA

| Reading Location | | | Shroud | Tedlar® Bag 1 | | Shroud | Tedlar® Bag 2 | | | | | | |
|---|---|---|---|---|---|---|---|---|---|---|---|---|---|
| Instrument | | | Dielectric | | Landtec | Dielectric | | FID | PID | Landtec | | | |
| Location | Depth | Date | Helium in Shroud Before (%) | Helium Before (%) | $CH_4$ (%) | Helium in Shroud After (%) | Helium After (%) | FID (ppmv) | PID (ppmv) | $CH_4$ (%) | LEL (%) | $CO_2$ (%) | $O_2$ (%) |
| VMP-1 | 5 | 2/5/2025 | 50.0 | 0.0 | N/A | 55.4 | 0.0 | 2.5 | 0.0 | 0.0 | 0 | 0.1 | 20.6 |
| VMP-1 | 5 | 4/29/2025 | 50.3 | 0.0 | N/A | 58.4 | 0.0 | 0.0 | 0.0 | 0.0 | 0 | 0.2 | 20.3 |
| VMP-1 | 5 | 7/24/2025 | 51.6 | 0.0 | N/A | 59.5 | 0.0 | 0.0 | 0.0 | 0.0 | 0 | 0.9 | 20.0 |
| VMP-1 | 5 | 10/28/2025 | 50.2 | 0.0 | N/A | 54.8 | 0.0 | 0.0 | 0.0 | 0.0 | 0 | 0.9 | 20.8 |
| VMP-1 | 8.5 | 2/5/2025 | 50.0 | 0.0 | N/A | 61.7 | 0.0 | 0.0 | 0.0 | 0.0 | 0 | 0.1 | 20.3 |
| VMP-1 | 8.5 | 4/30/2025 | 50.1 | 0.0 | N/A | 56.4 | 0.0 | 0.0 | 0.0 | 0.0 | 0 | 0.2 | 20.4 |
| VMP-1 | 8.5 | 7/24/2025 | 52.4 | 0.0 | N/A | 56.8 | 0.0 | 0.0 | 0.0 | 0.0 | 0 | 0.9 | 19.5 |
| VMP-1 | 8.5 | 10/28/2025 | 50.3 | 0.0 | N/A | 56.9 | 0.0 | 0.0 | 0.0 | 0.0 | 0 | 0.9 | 20.7 |
| VMP-1[7] | 23.5 | 2/5/2025 | NS | NS | NS | NS | NS | NS | NS | NS | NS | NS | NS |
| VMP-1[7] | 23.5 | 4/30/2025 | NS | NS | NS | NS | NS | NS | NS | NS | NS | NS | NS |
| VMP-1[7] | 23.5 | 7/24/2025 | NS | NS | NS | NS | NS | NS | NS | NS | NS | NS | NS |
| VMP-1[7] | 23.5 | 10/28/2025 | NS | NS | NS | NS | NS | NS | NS | NS | NS | NS | NS |
| VMP-1 | 38.5 | 2/5/2025 | 50.0 | 0.0 | N/A | 57.0 | 0.0 | 0.0 | 0.0 | 0.0 | 0 | 0.1 | 20.3 |
| VMP-1 | 38.5 | 4/30/2025 | 50.2 | 0.0 | N/A | 56.8 | 0.0 | 0.0 | 0.0 | 0.0 | 0 | 0.2 | 20.2 |
| VMP-1 | 38.5 | 7/24/2025 | 51.7 | 0.0 | N/A | 55.4 | 0.0 | 0.0 | 0.0 | 0.0 | 0 | 0.8 | 18.9 |
| VMP-1[8] | 38.5 | 10/28/2025 | NS | NS | NS | NS | NS | NS | NS | NS | NS | NS | NS |
| VMP-2 | 5 | 2/7/2025 | 50.0 | 0.0 | N/A | 52.8 | 0.0 | 0.0 | 0.0 | 0.0 | 0 | 0.2 | 20.9 |
| VMP-2 | 5 | 5/1/2025 | 50.1 | 0.0 | N/A | 63.2 | 0.0 | 0.0 | 0.0 | 0.0 | 0 | 0.5 | 19.9 |
| VMP-2 | 5 | 7/29/2025 | 50.2 | 0.0 | N/A | 53.8 | 0.0 | 0.0 | 0.0 | 0.0 | 0 | 1.3 | 20.0 |
| VMP-2 | 5 | 11/4/2025 | 50.2 | 0.0 | N/A | 53.8 | 0.0 | 0.0 | 0.0 | 0.0 | 0 | 1.0 | 20.5 |
| VMP-2[9] | 8.5 | 3/21/2025 | 50.3 | 0.0 | N/A | 64.6 | 0.0 | 0.0 | 0.0 | 0.0 | 0 | 0.2 | 20.6 |
| VMP-2 | 8.5 | 5/1/2025 | 50.1 | 0.0 | N/A | 58.5 | 0.0 | 0.0 | 0.0 | 0.0 | 0 | 0.4 | 20.4 |
| VMP-2 | 8.5 | 7/29/2025 | 50.6 | 0.0 | N/A | 51.3 | 0.0 | 0.0 | 0.0 | 0.0 | 0 | 1.3 | 19.4 |
| VMP-2 | 8.5 | 11/4/2025 | 50.1 | 0.0 | N/A | 54.6 | 0.0 | 0.0 | 0.0 | 0.0 | 0 | 1.3 | 20.1 |
| VMP-2 | 22 | 2/7/2025 | 50.0 | 0.0 | N/A | 49.7 | 0.0 | 0.0 | 0.0 | 0.0 | 0 | 0.4 | 20.9 |
| VMP-2 | 22 | 5/1/2025 | 50.2 | 0.0 | N/A | 59.7 | 0.0 | 0.0 | 0.0 | 0.0 | 0 | 0.5 | 20.1 |
| VMP-2 | 22 | 7/29/2025 | 52.8 | 0.0 | N/A | 51.7 | 0.0 | 0.0 | 0.0 | 0.0 | 0 | 1.8 | 19.2 |
| VMP-2 | 22 | 11/4/2025 | 50.3 | 0.0 | N/A | 56.1 | 0.0 | 0.0 | 0.0 | 0.0 | 0 | 1.6 | 20.2 |
| VMP-2 | 42 | 2/7/2025 | 50.0 | 0.0 | N/A | 53.1 | 0.0 | 500000 | 202 | 88.8 | OVR | 10.7 | 0.4 |
| VMP-2 | 42 | 5/2/2025 | 50.1 | 0.0 | N/A | 55.1 | 0.1 | 500000 | 230 | 87.7 | OVR | 10.6 | 1.8 |
| VMP-2 | 42 | 7/28/2025 | 52.1 | 14.1 | 82.1 | 50.1 | 13.9 | OVR | 484 | 88.6 | OVR | 10.3 | 1.1 |
| VMP-2[8] | 42 | 11/4/2025 | NS | NS | NS | NS | NS | NS | NS | NS | NS | NS | NS |
| VMP-3 | 5 | 2/10/2025 | 50.0 | 0.0 | N/A | 53.7 | 0.0 | 0.0 | 0.0 | 0.0 | 0 | 0.4 | 20.9 |
| VMP-3 | 5 | 5/1/2025 | 51.0 | 0.0 | N/A | 51.1 | 0.0 | 0.0 | 0.0 | 0.0 | 0 | 1.0 | 17.5 |
| VMP-3 | 5 | 7/29/2025 | 53.3 | 0.0 | N/A | 53.8 | 0.0 | 0.0 | 0.0 | 0.0 | 0 | 6.2 | 14.5 |
| VMP-3 | 5 | 11/6/2025 | 50.1 | 0.0 | N/A | 54.2 | 0.0 | 0.0 | 0.0 | 0.0 | 0 | 1.6 | 20.1 |
| VMP-3 | 10 | 2/10/2025 | 50.0 | 0.0 | N/A | 53.8 | 0.0 | 0.0 | 0.0 | 0.0 | 0 | 0.4 | 20.9 |
| VMP-3 | 10 | 5/1/2025 | 50.8 | 0.0 | N/A | 50.6 | 0.0 | 0.0 | 0.0 | 0.0 | 0 | 0.9 | 17.8 |
| VMP-3 | 10 | 7/29/2025 | 52.8 | 0.1 | N/A | 50.3 | 0.0 | 0.0 | 0.0 | 0.0 | 0 | 5.8 | 14.3 |
| VMP-3 | 10 | 11/6/2025 | 50.2 | 0.0 | N/A | 53.8 | 0.0 | 0.0 | 0.0 | 0.0 | 0 | 1.6 | 20.1 |
| VMP-3 | 22 | 2/10/2025 | 50.0 | 0.0 | N/A | 57.1 | 0.0 | 0.0 | 0.0 | 0.0 | 0 | 0.9 | 20.9 |
| VMP-3 | 22 | 5/1/2025 | 50.6 | 0.0 | N/A | 50.7 | 0.1 | 0.0 | 0.0 | 0.0 | 0 | 0.7 | 19.6 |
| VMP-3 | 22 | 7/29/2025 | 51.3 | 0.0 | N/A | 50.6 | 0.0 | 0.0 | 0.0 | 0.0 | 0 | 2.4 | 16.9 |
| VMP-3 | 22 | 11/6/2025 | 50.1 | 0.0 | N/A | 58.3 | 0.0 | 0.0 | 0.0 | 0.0 | 0 | 3.4 | 18.9 |
| VMP-3 | 31.5 | 2/11/2025 | 50.0 | 0.0 | N/A | 56.1 | 0.0 | 0.0 | 0.0 | 0.0 | 0 | 2.1 | 20.1 |
| VMP-3 | 31.5 | 5/1/2025 | 52.8 | 0.0 | N/A | 51.4 | 0.0 | 0.0 | 0.0 | 0.0 | 0 | 1.6 | 18.3 |
| VMP-3 | 31.5 | 7/29/2025 | 51.2 | 0.0 | N/A | 56.8 | 0.0 | 0.0 | 0.0 | 0.0 | 0 | 4.3 | 13.3 |
| VMP-3[9] | 31.5 | 12/19/2025 | 51.6 | 0.0 | N/A | 64.0 | 0.0 | 0.0 | 0.0 | 0.0 | 0 | 4.4 | 16.0 |
| VMP-3[8] | 39 | 2/11/2025 | NS | NS | NS | NS | NS | NS | NS | NS | NS | NS | NS |
| VMP-3 | 39 | 5/1/2025 | 52.5 | 0.0 | N/A | 50.7 | 0.0 | 44.3 | 4.2 | 0.0 | 0 | 4.6 | 16.3 |
| VMP-3 | 39 | 7/28/2025 | 50.5 | 0.0 | N/A | 51.3 | 0.0 | 2280 | 89.2 | 1.1 | 22 | 7.3 | 11.6 |
| VMP-3[8] | 39 | 11/6/2025 | NS | NS | NS | NS | NS | NS | NS | NS | NS | NS | NS |
| VMP-4 | 5 | 2/10/2025 | 50.0 | 0.0 | N/A | 53.7 | 0.0 | 0.0 | 0.0 | 0.0 | 0 | 0.2 | 20.9 |
| VMP-4 | 5 | 4/29/2025 | 53.6 | 0.0 | N/A | 50.5 | 0.0 | 0.0 | 0.0 | 0.0 | 0 | 0.2 | 20.9 |
| VMP-4 | 5 | 7/30/2025 | 50.1 | 0.0 | N/A | 61.7 | 0.0 | 0.0 | 0.0 | 0.0 | 0 | 0.1 | 20.7 |
| VMP-4 | 5 | 11/4/2025 | 50.5 | 0.0 | N/A | 50.5 | 0.0 | 0.0 | 0.8 | 0.0 | 0 | 0.1 | 20.6 |
| VMP-4 | 12 | 2/10/2025 | 51.7 | 0.0 | N/A | 53.6 | 0.0 | 0.0 | 0.0 | 0.0 | 0 | 0.2 | 20.5 |
| VMP-4 | 12 | 4/29/2025 | 52.2 | 0.0 | N/A | 51.8 | 0.0 | 0.0 | 0.0 | 0.0 | 0 | 0.4 | 19.8 |
| VMP-4 | 12 | 7/30/2025 | 50.2 | 0.0 | N/A | 61.6 | 0.0 | 0.0 | 0.0 | 0.0 | 0 | 0.5 | 20.2 |
| VMP-4 | 12 | 11/4/2025 | 50.5 | 0.0 | N/A | 50.1 | 0.0 | 0.0 | 0.2 | 0.0 | 0 | 0.1 | 20.7 |
| VMP-4 | 23.5 | 2/10/2025 | 54.3 | 0.0 | N/A | 51.7 | 0.0 | 0.0 | 0.0 | 0.0 | 0 | 3.9 | 18.7 |
| VMP-4 | 23.5 | 4/30/2025 | 51.9 | 0.0 | N/A | 50.7 | 0.0 | 0.0 | 0.0 | 0.0 | 0 | 3.9 | 16.6 |
| VMP-4 | 23.5 | 7/30/2025 | 52.1 | 0.0 | N/A | 66.4 | 0.0 | 0.0 | 3.8 | 0.0 | 0 | 2.7 | 17.0 |
| VMP-4 | 23.5 | 11/4/2025 | 50.5 | 0.0 | N/A | 50.0 | 0.0 | 0.0 | 0.0 | 0.0 | 0 | 3.9 | 16.5 |
| VMP-4[8] | 39 | 2/10/2025 | NS | NS | NS | NS | NS | NS | NS | NS | NS | NS | NS |
| VMP-4[8] | 39 | 4/30/2025 | NS | NS | NS | NS | NS | NS | NS | NS | NS | NS | NS |
| VMP-4[8] | 39 | 7/30/2025 | NS | NS | NS | NS | NS | NS | NS | NS | NS | NS | NS |
| VMP-4[8] | 39 | 11/4/2025 | NS | NS | NS | NS | NS | NS | NS | NS | NS | NS | NS |

SEE LAST PAGE OF TABLE FOR NOTES

# TABLE 3
## SOIL VAPOR SAMPLING - TEDLAR® SAMPLING DATA

| Reading Location | | | Shroud | Tedlar® Bag 1 | | Shroud | Tedlar® Bag 2 | | | | | | |
|---|---|---|---|---|---|---|---|---|---|---|---|---|---|
| Instrument | | | Dielectric | | Landtec | Dielectric | | FID | PID | Landtec | | | |
| Location | Depth | Date | Helium in Shroud Before (%) | Helium Before (%) | $CH_4$ (%) | Helium in Shroud After (%) | Helium After (%) | FID (ppmv) | PID (ppmv) | $CH_4$ (%) | LEL (%) | $CO_2$ (%) | $O_2$ (%) |
| VMP-5 | 5 | 2/5/2025 | 51.5 | 0.0 | N/A | 52.5 | 0.0 | 0.0 | 0.0 | 0.0 | 0 | 0.5 | 20.5 |
| VMP-5 | 5 | 4/28/2025 | 51.0 | 0.0 | N/A | 51.9 | 0.1 | 0.0 | 0.0 | 0.0 | 0 | 0.8 | 19.7 |
| VMP-5 | 5 | 7/23/2025 | 50.2 | 0.0 | N/A | 62.6 | 0.0 | 0.0 | 0.0 | 0.0 | 0 | 1.5 | 18.3 |
| VMP-5 | 5 | 10/31/2025 | 50.4 | 0.0 | N/A | 50.5 | 0.0 | 0.0 | 0.0 | 0.0 | 0 | 1.0 | 20.1 |
| VMP-5 | 12.5 | 2/5/2025 | 51.5 | 0.0 | N/A | 52.5 | 0.0 | 0.0 | 0.0 | 0.0 | 0 | 1.1 | 20.2 |
| VMP-5 | 12.5 | 4/28/2025 | 50.9 | 0.2 | N/A | 51.3 | 1.6 | 0.0 | 0.0 | 0.0 | 0 | 0.8 | 18.6 |
| VMP-5 | 12.5 | 7/23/2025 | 50.4 | 0.0 | N/A | 62.4 | 0.0 | 0.0 | 0.0 | 0.0 | 0 | 2.8 | 17.0 |
| VMP-5 | 12.5 | 10/31/2025 | 50.4 | 0.0 | N/A | 51.4 | 0.0 | 0.0 | 0.0 | 0.0 | 0 | 2.9 | 18.7 |
| VMP-5 | 31 | 2/5/2025 | 51.0 | 0.0 | N/A | 52.0 | 0.0 | 0.0 | 0.0 | 0.0 | 0 | 3.1 | 19.2 |
| VMP-5 | 31 | 4/28/2025 | 50.1 | 0.0 | N/A | 51.8 | 0.0 | 0.0 | 0.0 | 0.0 | 0 | 2.0 | 17.9 |
| VMP-5 | 31 | 7/23/2025 | 50.2 | 0.0 | N/A | 63.8 | 0.0 | 0.0 | 0.0 | 0.0 | 0 | 2.3 | 17.1 |
| VMP-5 | 31 | 10/31/2025 | 50.8 | 0.1 | N/A | 52.3 | 0.0 | 0.0 | 0.0 | 0.0 | 0 | 4.0 | 16.7 |
| VMP-5 | 40 | 2/5/2025 | 51.0 | 0.0 | N/A | 52.0 | 0.0 | 0.0 | 0.0 | 0.0 | 0 | 3.2 | 19.2 |
| VMP-5 | 40 | 4/28/2025 | 51.3 | 0.0 | N/A | 50.3 | 0.0 | 0.0 | 0.0 | 0.0 | 0 | 2.0 | 18.2 |
| VMP-5 | 40 | 7/23/2025 | 50.1 | 0.6 | N/A | 64.1 | 0.0 | 0.0 | 0.0 | 0.0 | 0 | 2.3 | 17.2 |
| VMP-5 | 40 | 10/31/2025 | 52.6 | 0.0 | N/A | 50.1 | 0.0 | 0.0 | 0.0 | 0.0 | 0 | 4.0 | 16.7 |
| VMP-6 | 5 | 2/10/2025 | 55.8 | 0.0 | N/A | 51.9 | 0.0 | 0.0 | 0.0 | 0.0 | 0 | 0.6 | 20.9 |
| VMP-6 | 5 | 4/30/2025 | 51.9 | 0.0 | N/A | 51.9 | 0.0 | 0.0 | 0.0 | 0.0 | 0 | 2.0 | 18.3 |
| VMP-6 | 5 | 7/29/2025 | 50.0 | 0.0 | N/A | 52.1 | 1.6 | 0.0 | 2.2 | 0.0 | 0 | 2.5 | 17.3 |
| VMP-6 | 5 | 11/4/2025 | 59.9 | 0.0 | N/A | 51.7 | 0.0 | 0.0 | 0.0 | 0.0 | 0 | 3.6 | 17.0 |
| VMP-6 | 10 | 2/10/2025 | 55.7 | 0.0 | N/A | 51.6 | 0.0 | 0.0 | 0.0 | 0.0 | 0 | 1.7 | 20.9 |
| VMP-6 | 10 | 4/30/2025 | 52.0 | 0.0 | N/A | 50.3 | 0.0 | 0.0 | 0.0 | 0.0 | 0 | 2.1 | 18.3 |
| VMP-6 | 10 | 7/29/2025 | 50.3 | 0.0 | N/A | 59.6 | 0.0 | 0.0 | 2.0 | 0.0 | 0 | 3.1 | 17.0 |
| VMP-6 | 10 | 11/4/2025 | 52.5 | 0.0 | N/A | 52.5 | 0.0 | 0.0 | 0.0 | 0.0 | 0 | 5.1 | 15.3 |
| VMP-6 | 31.5 | 2/10/2025 | 51.2 | 0.0 | N/A | 51.3 | 0.0 | 0.0 | 0.0 | 0.0 | 0 | 6.0 | 16.3 |
| VMP-6 | 31.5 | 4/30/2025 | 51.1 | 0.0 | N/A | 50.8 | 0.0 | 0.0 | 0.0 | 0.0 | 0 | 5.5 | 13.8 |
| VMP-6 | 31.5 | 7/29/2025 | 50.2 | 0.0 | N/A | 59.8 | 0.0 | 0.0 | 0.0 | 0.0 | 0 | 5.6 | 12.3 |
| VMP-6 | 31.5 | 11/4/2025 | 51.2 | 0.0 | N/A | 51.7 | 0.0 | 0.0 | 0.0 | 0.0 | 0 | 7.6 | 11.9 |
| VMP-6 | 39 | 2/10/2025 | 50.3 | 0.0 | 0.0 | 50.2 | 0.0 | 0.0 | 0.0 | 0.0 | 0 | 7.5 | 14.1 |
| VMP-6 | 39 | 4/30/2025 | 50.1 | 0.0 | N/A | 51.1 | 0.0 | 0.0 | 0.0 | 0.0 | 0 | 6.9 | 11.9 |
| VMP-6 | 39 | 7/29/2025 | 50.4 | 0.0 | N/A | 59.2 | 0.0 | 0.0 | 0.0 | 0.0 | 0 | 5.9 | 12.0 |
| VMP-6 | 39 | 11/4/2025 | 51.6 | 0.0 | N/A | 51.5 | 0.0 | 0.0 | 0.0 | 0.0 | 0 | 8.0 | 11.5 |
| VMP-7 | 5 | 2/5/2025 | 50.8 | 0.0 | N/A | 51.1 | 0.0 | 0.0 | 0.0 | 0.0 | 0 | 1.1 | 20.4 |
| VMP-7 | 5 | 4/25/2025 | 52.1 | 0.0 | N/A | 60.1 | 0.9 | 0.0 | 0.0 | 0.0 | 0 | 0.3 | 19.9 |
| VMP-7 | 5 | 7/24/2025 | 50.1 | 0.0 | N/A | 62.4 | 0.0 | 0.0 | 0.0 | 0.0 | 0 | 0.9 | 19.2 |
| VMP-7 | 5 | 11/4/2025 | 51.2 | 0.2 | N/A | 50.3 | 2.1 | 0.0 | 0.0 | 0.0 | 0 | 1.1 | 19.5 |
| VMP-7 | 13.5 | 2/5/2025 | 52.0 | 0.0 | N/A | 51.4 | 0.0 | 0.0 | 0.0 | 0.0 | 0 | 1.3 | 20.1 |
| VMP-7 | 13.5 | 4/25/2025 | 52.4 | 0.1 | N/A | 54.1 | 0.0 | 0.0 | 0.0 | 0.0 | 0 | 0.4 | 19.8 |
| VMP-7 | 13.5 | 7/24/2025 | 50.1 | 0.0 | N/A | 61.0 | 0.0 | 0.0 | 0.0 | 0.0 | 0 | 1.1 | 19.3 |
| VMP-7 | 13.5 | 11/4/2025 | 51.1 | 0.9 | N/A | 52.1 | 1.3 | 0.0 | 0.0 | 0.0 | 0 | 1.1 | 19.5 |
| VMP-7 | 29.5 | 2/5/2025 | 59.2 | 0.0 | N/A | 58.2 | 0.0 | 0.0 | 0.0 | 0.0 | 0 | 4.6 | 16.9 |
| VMP-7 | 29.5 | 4/25/2025 | 51.9 | 0.0 | N/A | 56.0 | 0.0 | 0.0 | 0.0 | 0.0 | 0 | 2.5 | 17.6 |
| VMP-7 | 29.5 | 7/24/2025 | 50.0 | 0.0 | N/A | 60.0 | 0.0 | 0.0 | 0.0 | 0.0 | 0 | 2.7 | 17.1 |
| VMP-7 | 29.5 | 11/4/2025 | 52.9 | 0.0 | N/A | 52.1 | 0.0 | 0.0 | 0.0 | 0.0 | 0 | 4.3 | 16.1 |
| VMP-7 | 38 | 2/5/2025 | 62.8 | 0.0 | N/A | 51.3 | 0.0 | 0.0 | 0.0 | 0.0 | 0 | 3.5 | 18.2 |
| VMP-7 | 38 | 4/25/2025 | 51.7 | 0.0 | N/A | 50.7 | 0.0 | 0.0 | 0.0 | 0.0 | 0 | 2.1 | 18.2 |
| VMP-7 | 38 | 7/24/2025 | 50.5 | 0.1 | N/A | 68.0 | 0.0 | 0.0 | 0.0 | 0.0 | 0 | 2.3 | 17.8 |
| VMP-7 | 38 | 11/4/2025 | 50.7 | 0.0 | N/A | 74.9 | 0.0 | 0.0 | 0.0 | 0.0 | 0 | 3.2 | 17.4 |
| VMP-8 | 5 | 1/31/2025 | 59.4 | 0.1 | N/A | 53.2 | 0.0 | 0.0 | 0.0 | 0.0 | 0 | 0.3 | 20.9 |
| VMP-8 | 5 | 4/24/2025 | 60.3 | 0.0 | N/A | 51.2 | 0.0 | 2.3 | 0.0 | 0.0 | 0 | 0.6 | 19.8 |
| VMP-8 | 5 | 7/21/2025 | 50.0 | 0.0 | N/A | 62.1 | 0.0 | 0.0 | 0.0 | 0.0 | 0 | 0.7 | 18.2 |
| VMP-8 | 5 | 10/27/2025 | 50.1 | 0.0 | N/A | 60.0 | 0.0 | 0.0 | 0.0 | 0.0 | 0 | 0.7 | 20.1 |
| VMP-8 | 9.5 | 1/31/2025 | 52.4 | 0.0 | N/A | 52.3 | 0.0 | 0.0 | 0.0 | 0.0 | 0 | 2.0 | 19.5 |
| VMP-8 | 9.5 | 4/24/2025 | 50.8 | 0.0 | N/A | 62.4 | 0.0 | 0.0 | 0.0 | 0.0 | 0 | 0.9 | 19.1 |
| VMP-8 | 9.5 | 7/21/2025 | 50.1 | 0.0 | N/A | 57.8 | 0.0 | 0.0 | 0.0 | 0.0 | 0 | 1.8 | 18.5 |
| VMP-8 | 9.5 | 10/27/2025 | 50.1 | 0.0 | N/A | 61.9 | 0.0 | 0.0 | 0.0 | 0.0 | 0 | 1.9 | 19.4 |
| VMP-8 | 23.5 | 1/31/2025 | 55.1 | 0.0 | N/A | 53.4 | 0.0 | 0.0 | 0.0 | 0.0 | 0 | 3.5 | 18.5 |
| VMP-8 | 23.5 | 4/24/2025 | 56.1 | 0.0 | N/A | 52.5 | 0.0 | 0.0 | 0.0 | 0.0 | 0 | 1.7 | 18.2 |
| VMP-8 | 23.5 | 7/21/2025 | 50.1 | 0.0 | N/A | 65.5 | 0.0 | 0.0 | 0.0 | 0.0 | 0 | 2.8 | 18.1 |
| VMP-8 | 23.5 | 10/27/2025 | 50.2 | 0.0 | N/A | 65.2 | 0.0 | 0.0 | 0.0 | 0.0 | 0 | 3.1 | 18.4 |
| VMP-8 | 35.5 | 1/31/2025 | 61.6 | 0.0 | N/A | 51.6 | 0.0 | 0.0 | 0.0 | 0.0 | 0 | 0.9 | 20.8 |
| VMP-8 | 35.5 | 4/24/2025 | 50.3 | 1.1 | N/A | 53.6 | 1.7 | 2.7 | 0.1 | 0.0 | 0 | 0.2 | 19.8 |
| VMP-8[8] | 35.5 | 7/21/2025 | NS | NS | NS | NS | NS | NS | NS | NS | NS | NS | NS |
| VMP-8 | 35.5 | 10/27/2025 | 50.1 | 0.4 | N/A | 63.2 | 1.4 | 0.0 | 0.0 | 0.0 | 0 | 0.6 | 20.1 |
| VMP-9 | 5 | 1/31/2025 | 50.2 | 0.0 | N/A | 62.2 | 0.0 | 6.9 | 0.0 | 0.0 | 0 | 0.6 | 20.8 |
| VMP-9 | 5 | 4/23/2025 | 67.5 | 0.0 | N/A | 61.9 | 0.0 | 0.0 | 0.0 | 0.0 | 0 | 0.1 | 19.8 |
| VMP-9 | 5 | 7/18/2025 | 50.4 | 0.0 | N/A | 59.4 | 0.0 | 0.0 | 0.0 | 0.0 | 0 | 0.2 | 20.0 |
| VMP-9 | 5 | 10/30/2025 | 50.2 | 0.0 | N/A | 55.1 | 0.0 | 0.0 | 0.0 | 0.0 | 0 | 0.6 | 20.6 |

SEE LAST PAGE OF TABLE FOR NOTES

# TABLE 3
## SOIL VAPOR SAMPLING - TEDLAR® SAMPLING DATA

| Reading Location | | | Shroud | Tedlar® Bag 1 | | Shroud | Tedlar® Bag 2 | | | | | | |
|---|---|---|---|---|---|---|---|---|---|---|---|---|---|
| Instrument | | | Dielectric | | Landtec | Dielectric | | FID | PID | Landtec | | | |
| Location | Depth | Date | Helium in Shroud Before (%) | Helium Before (%) | $CH_4$ (%) | Helium in Shroud After (%) | Helium After (%) | FID (ppmv) | PID (ppmv) | $CH_4$ (%) | LEL (%) | $CO_2$ (%) | $O_2$ (%) |
| VMP-9 | 11.5 | 1/31/2025 | 50.1 | 0.0 | N/A | 53.2 | 0.0 | 0.3 | 0.0 | 0.0 | 0 | 0.2 | 20.1 |
| VMP-9 | 11.5 | 4/23/2025 | 59.3 | 0.0 | N/A | 59.0 | 0.2 | 0.0 | 0.0 | 0.0 | 0 | 0.3 | 19.9 |
| VMP-9 | 11.5 | 7/18/2025 | 50.1 | 0.0 | N/A | 60.1 | 0.1 | 0.0 | 0.0 | 0.0 | 0 | 1.0 | 19.3 |
| VMP-9 | 11.5 | 10/30/2025 | 50.4 | 0.0 | N/A | 56.7 | 0.0 | 0.0 | 0.0 | 0.0 | 0 | 1.4 | 20.3 |
| VMP-9 | 25.5 | 1/31/2025 | 50.1 | 0.0 | N/A | 69.1 | 0.0 | 0.0 | 0.0 | 0.0 | 0 | 1.9 | 18.4 |
| VMP-9 | 25.5 | 4/23/2025 | 51.7 | 0.0 | N/A | 73.2 | 0.0 | 0.0 | 0.0 | 0.0 | 0 | 0.9 | 19.9 |
| VMP-9 | 25.5 | 7/18/2025 | 50.1 | 0.0 | N/A | 61.4 | 0.0 | 0.0 | 0.0 | 0.0 | 0 | 1.2 | 19.0 |
| VMP-9 | 25.5 | 10/30/2025 | 50.1 | 0.0 | N/A | 54.3 | 0.0 | 0.0 | 0.0 | 0.0 | 0 | 2.5 | 19.9 |
| VMP-9 | 38.5 | 1/31/2025 | 50.1 | 0.0 | N/A | 60.1 | 0.0 | 0.0 | 0.0 | 0.0 | 0 | 3.7 | 15.7 |
| VMP-9 | 38.5 | 4/23/2025 | 57.8 | 0.0 | N/A | 50.7 | 0.0 | 0.0 | 0.0 | 0.0 | 0 | 2.3 | 18.6 |
| VMP-9 | 38.5 | 7/18/2025 | 50.3 | 0.0 | N/A | 60.5 | 0.0 | 0.0 | 0.0 | 0.0 | 0 | 2.1 | 17.9 |
| VMP-9 | 38.5 | 10/30/2025 | 50.1 | 0.0 | N/A | 56.1 | 0.0 | 0.0 | 0.0 | 0.0 | 0 | 4.1 | 17.8 |
| VMP-10 | 5 | 2/3/2025 | 50.2 | 0.0 | N/A | 54.1 | 0.0 | 0.0 | 0.0 | 0.0 | 0 | 0.2 | 20.9 |
| VMP-10 | 5 | 4/24/2025 | 52.0 | 0.0 | N/A | 56.0 | 0.0 | 2.0 | 0.0 | 0.0 | 0 | 0.2 | 20.7 |
| VMP-10 | 5 | 7/22/2025 | 52.1 | 0.0 | N/A | 65.5 | 0.0 | 0.0 | 0.0 | 0.0 | 0 | 0.3 | 19.9 |
| VMP-10 | 5 | 10/30/2025 | 55.3 | 0.0 | N/A | 57.4 | 0.0 | 0.0 | 0.0 | 0.0 | 0 | 0.1 | 20.8 |
| VMP-10 | 10 | 2/3/2025 | 54.1 | 0.0 | N/A | 51.1 | 0.0 | 0.0 | 0.0 | 0.0 | 0 | 0.2 | 20.9 |
| VMP-10 | 10 | 4/24/2025 | 51.6 | 0.1 | N/A | 50.2 | 0.3 | 0.0 | 0.0 | 0.0 | 0 | 0.1 | 20.4 |
| VMP-10 | 10 | 7/22/2025 | 50.1 | 0.0 | N/A | 62.1 | 0.0 | 0.0 | 0.0 | 0.0 | 0 | 0.3 | 19.7 |
| VMP-10 | 10 | 10/30/2025 | 52.2 | 0.0 | N/A | 53.4 | 0.0 | 0.0 | 0.0 | 0.0 | 0 | 0.1 | 20.8 |
| VMP-10 | 20 | 2/3/2025 | 57.3 | 0.0 | N/A | 50.3 | 0.0 | 0.0 | 0.0 | 0.0 | 0 | 0.0 | 20.7 |
| VMP-10 | 20 | 4/24/2025 | 51.0 | 0.0 | N/A | 56.6 | 0.1 | 2.9 | 0.0 | 0.0 | 0 | 0.1 | 20.7 |
| VMP-10 | 20 | 7/22/2025 | 50.4 | 0.0 | N/A | 61.4 | 0.0 | 0.0 | 0.0 | 0.0 | 0 | 0.2 | 20.1 |
| VMP-10 | 20 | 10/30/2025 | 51.6 | 0.0 | N/A | 62.9 | 0.0 | 0.0 | 0.0 | 0.0 | 0 | 0.1 | 20.9 |
| VMP-10 | 30 | 2/3/2025 | 55.7 | 0.0 | N/A | 50.7 | 0.0 | 0.0 | 0.0 | 0.0 | 0 | 0.6 | 20.2 |
| VMP-10 | 30 | 4/24/2025 | 51.1 | 0.1 | N/A | 51.8 | 0.2 | 0.0 | 0.0 | 0.0 | 0 | 0.2 | 20.5 |
| VMP-10 | 30 | 7/22/2025 | 50.3 | 0.0 | N/A | 63.4 | 0.0 | 3.3 | 0.0 | 0.0 | 0 | 0.8 | 19.7 |
| VMP-10 | 30 | 10/30/2025 | 51.4 | 0.0 | N/A | 53.4 | 0.0 | 67.9 | 1.8 | 0.0 | 0 | 1.8 | 18.9 |
| VMP-11 | 5 | 2/3/2025 | 63.4 | 0.0 | N/A | 50.3 | 0.0 | 0.0 | 0.0 | 0.0 | 0 | 0.2 | 20.8 |
| VMP-11 | 5 | 4/25/2025 | 53.8 | 0.0 | N/A | 54.5 | 0.0 | 0.0 | 0.0 | 0.0 | 0 | 0.3 | 20.7 |
| VMP-11 | 5 | 7/22/2025 | 50.6 | 0.0 | N/A | 53.4 | 0.0 | 0.0 | 0.0 | 0.0 | 0 | 0.4 | 20.2 |
| VMP-11 | 5 | 10/31/2025 | 57.0 | 0.0 | N/A | 50.5 | 0.0 | 0.0 | 0.0 | 0.1 | 2 | 0.2 | 20.9 |
| VMP-11 | 8 | 2/3/2025 | 50.1 | 0.0 | N/A | 50.7 | 0.1 | 0.0 | 0.0 | 0.0 | 0 | 0.4 | 20.7 |
| VMP-11 | 8 | 4/25/2025 | 52.7 | 0.0 | N/A | 50.5 | 0.0 | 0.0 | 0.0 | 0.0 | 0 | 0.3 | 20.7 |
| VMP-11 | 8 | 7/22/2025 | 50.3 | 0.0 | N/A | 53.2 | 0.0 | 0.0 | 0.0 | 0.0 | 0 | 0.4 | 20.3 |
| VMP-11 | 8 | 10/31/2025 | 50.8 | 0.0 | N/A | 51.1 | 0.0 | 0.0 | 0.0 | 0.0 | 0 | 0.3 | 20.8 |
| VMP-11 | 29 | 2/3/2025 | 59.4 | 0.0 | N/A | 57.3 | 0.1 | 34.3 | 0.0 | 0.0 | 0 | 0.8 | 20.0 |
| VMP-11 | 29 | 4/25/2025 | 53.6 | 0.1 | N/A | 52.5 | 0.1 | 0.0 | 0.0 | 0.0 | 0 | 0.1 | 20.8 |
| VMP-11 | 29 | 7/22/2025 | 50.1 | 0.0 | N/A | 55.6 | 0.0 | 0.0 | 0.0 | 0.0 | 0 | 0.4 | 20.3 |
| VMP-11 | 29 | 10/31/2025 | 52.2 | 0.0 | N/A | 54.0 | 0.0 | 0.0 | 0.0 | 0.0 | 0 | 0.6 | 20.8 |
| VMP-11[8] | 38 | 2/3/2025 | NS | NS | NS | NS | NS | NS | NS | NS | NS | NS | NS |
| VMP-11[8] | 38 | 4/25/2025 | NS | NS | NS | NS | NS | NS | NS | NS | NS | NS | NS |
| VMP-11[8] | 38 | 7/22/2025 | NS | NS | NS | NS | NS | NS | NS | NS | NS | NS | NS |
| VMP-11[8] | 38 | 10/31/2025 | NS | NS | NS | NS | NS | NS | NS | NS | NS | NS | NS |
| VMP-12 | 5 | 2/7/2025 | 53.2 | 0.0 | N/A | 52.3 | 0.1 | 6.5 | 0.0 | 0.0 | 0 | 0.2 | 20.9 |
| VMP-12 | 5 | 5/2/2025 | 62.0 | 0.1 | N/A | 53.1 | 5.6 | 3.4 | 0.0 | 0.0 | 0 | 0.1 | 19.9 |
| VMP-12 | 5 | 7/28/2025 | 50.0 | 0.0 | N/A | 64.1 | 0.9 | 0.0 | 0.0 | 0.0 | 0 | 0.0 | 20.4 |
| VMP-12 | 5 | 11/5/2025 | 53.2 | 0.0 | N/A | 50.5 | 0.5 | 0.0 | 0.0 | 0.0 | 0 | 0.1 | 20.7 |
| VMP-12 | 11.5 | 2/7/2025 | 55.5 | 0.0 | N/A | 52.9 | 0.0 | 0.0 | 0.0 | 0.0 | 0 | 0.3 | 20.9 |
| VMP-12 | 11.5 | 5/2/2025 | 52.2 | 0.8 | N/A | 51.2 | 0.5 | 0.0 | 0.0 | 0.0 | 0 | 0.1 | 20.6 |
| VMP-12 | 11.5 | 7/28/2025 | 50.2 | 1.7 | N/A | 52.0 | 0.0 | 0.0 | 0.0 | 0.0 | 0 | 0.0 | 20.3 |
| VMP-12 | 11.5 | 11/5/2025 | 50.9 | 0.0 | N/A | 50.6 | 0.0 | 0.0 | 0.0 | 0.0 | 0 | 0.0 | 20.5 |
| VMP-12 | 25 | 2/7/2025 | 55.3 | 0.0 | N/A | 54.2 | 0.0 | 0.0 | 0.0 | 0.0 | 0 | 10.3 | 10.0 |
| VMP-12 | 25 | 5/2/2025 | 51.7 | 0.0 | N/A | 54.5 | 0.0 | 0.0 | 0.0 | 0.0 | 0 | 1.2 | 19.3 |
| VMP-12 | 25 | 7/28/2025 | 50.4 | 0.2 | N/A | 58.3 | 0.1 | 0.0 | 0.0 | 0.0 | 0 | 0.8 | 19.8 |
| VMP-12 | 25 | 11/5/2025 | 51.0 | 0.0 | N/A | 52.5 | 0.0 | 0.0 | 0.0 | 0.0 | 0 | 0.9 | 19.4 |
| VMP-12 | 39 | 2/7/2025 | 52.4 | 2.5 | 81.1 | 50.8 | 2.4 | 166280 | 583 | 81.7 | OVR | 17.5 | 0.9 |
| VMP-12 | 39 | 5/2/2025 | 50.2 | 0.0 | N/A | 52.4 | 0.0 | 79.0 | 14.4 | 0.0 | 0 | 14.0 | 1.9 |
| VMP-12 | 39 | 7/28/2025 | 50.0 | 0.0 | N/A | 59.3 | 0.0 | 37.0 | 10.2 | 0.0 | 0 | 8.3 | 9.7 |
| VMP-12 | 39 | 11/5/2025 | 50.3 | 0.0 | N/A | 64.7 | 0.0 | 5370 | 756 | 1.2 | 24 | 13.8 | 5.6 |
| VMP-13 | 5 | 2/6/2025 | 51.8 | 0.0 | N/A | 51.8 | 0.0 | 0.0 | 0.0 | 0.0 | 0 | 0.3 | 20.9 |
| VMP-13[10] | 5 | 4/25/2025 | NS | NS | NS | NS | NS | NS | NS | NS | NS | NS | NS |
| VMP-13[10] | 5 | 7/22/2025 | NS | NS | NS | NS | NS | NS | NS | NS | NS | NS | NS |
| VMP-13[10] | 5 | 10/30/2025 | NS | NS | NS | NS | NS | NS | NS | NS | NS | NS | NS |
| VMP-13 | 10.5 | 2/6/2025 | 50.1 | 0.0 | N/A | 54.7 | 0.0 | 8.9 | 0.0 | 0.0 | 0 | 2.8 | 17.7 |
| VMP-13[10] | 10.5 | 4/25/2025 | NS | NS | NS | NS | NS | NS | NS | NS | NS | NS | NS |
| VMP-13[10] | 10.5 | 7/22/2025 | NS | NS | NS | NS | NS | NS | NS | NS | NS | NS | NS |
| VMP-13[10] | 10.5 | 10/30/2025 | NS | NS | NS | NS | NS | NS | NS | NS | NS | NS | NS |

SEE LAST PAGE OF TABLE FOR NOTES

**TABLE 3**
**SOIL VAPOR SAMPLING - TEDLAR® SAMPLING DATA**

| Reading Location | | | Shroud | Tedlar® Bag 1 | | Shroud | Tedlar® Bag 2 | | | | | | |
|---|---|---|---|---|---|---|---|---|---|---|---|---|---|
| Instrument | | | Dielectric | | Landtec | Dielectric | | FID | PID | Landtec | | | |
| Location | Depth | Date | Helium in Shroud Before (%) | Helium Before (%) | $CH_4$ (%) | Helium in Shroud After (%) | Helium After (%) | FID (ppmv) | PID (ppmv) | $CH_4$ (%) | LEL (%) | $CO_2$ (%) | $O_2$ (%) |
| VMP-13 | 21.5 | 2/6/2025 | 55.4 | 0.0 | N/A | 53.9 | 0.0 | 405 | 0.5 | 0.0 | 0 | 2.8 | 17.7 |
| VMP-13[10] | 21.5 | 4/25/2025 | NS | NS | NS | NS | NS | NS | NS | NS | NS | NS | NS |
| VMP-13[10] | 21.5 | 7/22/2025 | NS | NS | NS | NS | NS | NS | NS | NS | NS | NS | NS |
| VMP-13[10] | 21.5 | 10/30/2025 | NS | NS | NS | NS | NS | NS | NS | NS | NS | NS | NS |
| VMP-13[8] | 29.5 | 2/6/2025 | NS | NS | NS | NS | NS | NS | NS | NS | NS | NS | NS |
| VMP-13[10] | 29.5 | 4/25/2025 | NS | NS | NS | NS | NS | NS | NS | NS | NS | NS | NS |
| VMP-13[10] | 29.5 | 7/22/2025 | NS | NS | NS | NS | NS | NS | NS | NS | NS | NS | NS |
| VMP-13[10] | 29.5 | 10/30/2025 | NS | NS | NS | NS | NS | NS | NS | NS | NS | NS | NS |
| VMP-14 | 5 | 2/6/2025 | 50.0 | 0.0 | N/A | 57.3 | 0.0 | 0.0 | 0.0 | 0.0 | 0 | 0.8 | 20.9 |
| VMP-14[10] | 5 | 4/25/2025 | NS | NS | NS | NS | NS | NS | NS | NS | NS | NS | NS |
| VMP-14[10] | 5 | 7/22/2025 | NS | NS | NS | NS | NS | NS | NS | NS | NS | NS | NS |
| VMP-14[10] | 5 | 10/30/2025 | NS | NS | NS | NS | NS | NS | NS | NS | NS | NS | NS |
| VMP-14 | 11.5 | 2/6/2025 | 50.0 | 0.0 | N/A | 55.2 | 0.0 | 0.0 | 0.0 | 0.0 | 0 | 0.6 | 20.1 |
| VMP-14[10] | 11.5 | 4/25/2025 | NS | NS | NS | NS | NS | NS | NS | NS | NS | NS | NS |
| VMP-14[10] | 11.5 | 7/22/2025 | NS | NS | NS | NS | NS | NS | NS | NS | NS | NS | NS |
| VMP-14[10] | 11.5 | 10/30/2025 | NS | NS | NS | NS | NS | NS | NS | NS | NS | NS | NS |
| VMP-14 | 20 | 2/6/2025 | 50.0 | 0.0 | N/A | 58.0 | 0.0 | 215 | 1.3 | 0.0 | 0 | 17.2 | 0.9 |
| VMP-14[10] | 20 | 4/25/2025 | NS | NS | NS | NS | NS | NS | NS | NS | NS | NS | NS |
| VMP-14[10] | 20 | 7/22/2025 | NS | NS | NS | NS | NS | NS | NS | NS | NS | NS | NS |
| VMP-14[10] | 20 | 10/30/2025 | NS | NS | NS | NS | NS | NS | NS | NS | NS | NS | NS |
| VMP-14 | 29 | 2/6/2025 | 50.0 | 0.0 | N/A | 60.6 | 0.0 | 59.0 | 2.7 | 0.0 | 0 | 7.0 | 12.6 |
| VMP-14[10] | 29 | 4/25/2025 | NS | NS | NS | NS | NS | NS | NS | NS | NS | NS | NS |
| VMP-14[10] | 29 | 7/22/2025 | NS | NS | NS | NS | NS | NS | NS | NS | NS | NS | NS |
| VMP-14[10] | 29 | 10/30/2025 | NS | NS | NS | NS | NS | NS | NS | NS | NS | NS | NS |
| VMP-15 | 5 | 2/4/2025 | 50.0 | 0.0 | N/A | 57.8 | 0.0 | 0.0 | 0.0 | 0.0 | 0 | 3.5 | 19.3 |
| VMP-15 | 5 | 4/29/2025 | 50.1 | 0.0 | N/A | 57.9 | 0.0 | 0.0 | 0.0 | 0.0 | 0 | 1.2 | 19.3 |
| VMP-15 | 5 | 7/23/2025 | 51.7 | 0.0 | N/A | 52.7 | 0.0 | 0.0 | 0.0 | 0.0 | 0 | 2.7 | 15.0 |
| VMP-15 | 5 | 11/3/2025 | 50.1 | 0.0 | N/A | 53.5 | 0.0 | 0.0 | 0.0 | 0.0 | 0 | 1.2 | 20.3 |
| VMP-15 | 21.5 | 2/4/2025 | 50.0 | 0.0 | N/A | 54.2 | 0.0 | 0.0 | 0.0 | 0.0 | 0 | 11.6 | 14.4 |
| VMP-15 | 21.5 | 4/29/2025 | 50.2 | 0.0 | N/A | 59.4 | 0.0 | 0.0 | 0.0 | 0.0 | 0 | 7.8 | 16.6 |
| VMP-15 | 21.5 | 7/23/2025 | 53.2 | 0.0 | N/A | 85.6 | 0.0 | 0.0 | 0.0 | 0.0 | 0 | 5.7 | 13.2 |
| VMP-15 | 21.5 | 11/3/2025 | 50.2 | 0.0 | N/A | 57.3 | 0.0 | 0.0 | 0.0 | 0.0 | 0 | 5.9 | 16.2 |
| VMP-15 | 25.5 | 2/4/2025 | 50.1 | 0.0 | N/A | 53.6 | 0.0 | 0.0 | 0.0 | 0.0 | 0 | 11.9 | 11.5 |
| VMP-15 | 25.5 | 4/29/2025 | 50.3 | 0.0 | N/A | 59.2 | 0.0 | 0.0 | 0.0 | 0.0 | 0 | 7.2 | 14.2 |
| VMP-15 | 25.5 | 7/23/2025 | 52.3 | 0.0 | N/A | 56.9 | 0.0 | 0.0 | 0.0 | 0.0 | 0 | 4.6 | 14.0 |
| VMP-15 | 25.5 | 11/3/2025 | 50.3 | 0.0 | N/A | 54.8 | 0.0 | 0.0 | 0.0 | 0.0 | 0 | 5.7 | 16.5 |
| VMP-15 | 29 | 2/4/2025 | 50.1 | 0.0 | N/A | 59.6 | 0.0 | 0.0 | 0.0 | 0.0 | 0 | 11.8 | 7.2 |
| VMP-15[8] | 29 | 4/29/2025 | NS | NS | NS | NS | NS | NS | NS | NS | NS | NS | NS |
| VMP-15 | 29 | 7/23/2025 | 57.4 | 0.0 | N/A | 59.5 | 0.0 | 0.0 | 0.0 | 0.0 | 0 | 4.3 | 14.2 |
| VMP-15 | 29 | 11/3/2025 | 50.1 | 0.0 | N/A | 56.2 | 0.0 | 0.0 | 0.0 | 0.0 | 0 | 5.8 | 15.9 |
| VMP-16 | 5 | 2/7/2025 | 50.7 | 0.0 | N/A | 50.2 | 0.0 | 21.4 | 7.8 | 0.0 | 0 | 2.7 | 19.2 |
| VMP-16 | 5 | 5/2/2025 | 63.9 | 0.0 | N/A | 50.6 | 0.0 | 0.0 | 0.0 | 0.0 | 0 | 0.4 | 20.6 |
| VMP-16 | 5 | 7/28/2025 | 50.1 | 0.0 | N/A | 52.1 | 0.0 | 0.0 | 0.0 | 0.0 | 0 | 0.5 | 19.3 |
| VMP-16 | 5 | 11/5/2025 | 51.7 | 0.0 | N/A | 50.8 | 0.0 | 0.0 | 0.0 | 0.0 | 0 | 0.9 | 19.5 |
| VMP-16 | 13.5 | 2/7/2025 | 50.7 | 0.0 | 2.9 | 51.3 | 0.0 | 30570 | 420 | 5.4 | OVR | 15.8 | 0.2 |
| VMP-16 | 13.5 | 5/2/2025 | 51.5 | 0.0 | N/A | 51.1 | 0.0 | 4790 | 100 | 0.3 | 6 | 14.6 | 2.1 |
| VMP-16 | 13.5 | 7/28/2025 | 50.0 | 0.0 | N/A | 56.2 | 0.0 | 247 | 60.7 | 0.0 | 0 | 15.2 | 1.8 |
| VMP-16 | 13.5 | 11/5/2025 | 54.3 | 0.0 | N/A | 50.6 | 0.0 | 843 | 92.3 | 0.2 | 4 | 16.5 | 0.6 |
| VMP-16 | 19 | 2/7/2025 | 50.7 | 0.0 | 36.6 | 50.2 | 1.8 | 114270 | 713 | 36.4 | OVR | 18.1 | 0.2 |
| VMP-16 | 19 | 5/2/2025 | 51.5 | 0.4 | N/A | 50.6 | 0.6 | 71490 | 811 | 24.8 | OVR | 17.0 | 0.2 |
| VMP-16 | 19 | 7/28/2025 | 50.1 | 0.0 | N/A | 54.1 | 0.0 | 18990 | 1609 | 15.3 | OVR | 17.0 | 0.8 |
| VMP-16 | 19 | 11/5/2025 | 51.2 | 0.0 | N/A | 55.1 | 0.0 | 25090 | 1925 | 20.7 | OVR | 19.2 | 0.3 |
| VMP-16 | 31 | 2/7/2025 | 70.3 | 2.8 | 71.0 | 52.6 | 2.9 | 163240 | 853 | 68.4 | OVR | 18.8 | 0.3 |
| VMP-16 | 31 | 5/2/2025 | 50.8 | 1.9 | 46.6 | 53.6 | 1.4 | 111280 | 748 | 52.7 | OVR | 17.4 | 0.2 |
| VMP-16 | 31 | 7/28/2025 | 50.4 | 0.0 | N/A | 53.2 | 0.0 | 37520 | 1525 | 23.6 | OVR | 16.8 | 1.0 |
| VMP-16 | 31 | 11/5/2025 | 56.7 | 0.0 | N/A | 53.7 | 0.3 | 37690 | 1986 | 24.8 | OVR | 0.6 | 11.0 |
| VMP-17 | 5 | 2/3/2025 | 53.8 | 0.0 | N/A | 51.2 | 0.0 | 0.0 | 0.0 | 0.0 | 0 | 0.2 | 20.8 |
| VMP-17[10] | 5 | 4/25/2025 | NS | NS | NS | NS | NS | NS | NS | NS | NS | NS | NS |
| VMP-17[10] | 5 | 7/22/2025 | NS | NS | NS | NS | NS | NS | NS | NS | NS | NS | NS |
| VMP-17[10] | 5 | 10/31/2025 | NS | NS | NS | NS | NS | NS | NS | NS | NS | NS | NS |
| VMP-18 | 8.5 | 1/31/2025 | 50.4 | 0.0 | N/A | 63.0 | 0.0 | 0.0 | 0.0 | 0.0 | 0 | 0.2 | 20.2 |
| VMP-18 | 8.5 | 4/24/2025 | 50.2 | 0.0 | N/A | 60.7 | 0.0 | 0.0 | 0.0 | 0.0 | 0 | 0.4 | 19.8 |
| VMP-18 | 8.5 | 7/21/2025 | 50.2 | 0.0 | N/A | 60.0 | 0.0 | 0.0 | 0.0 | 0.0 | 0 | 0.5 | 20.4 |
| VMP-18 | 8.5 | 10/28/2025 | 71.4 | 0.0 | N/A | 56.2 | 0.0 | 0.0 | 0.0 | 0.0 | 0 | 0.6 | 20.3 |
| VMP-19 | 5 | 1/31/2025 | 50.1 | 0.0 | N/A | 51.0 | 0.0 | 0.0 | 0.0 | 0.0 | 0 | 0.1 | 20.3 |
| VMP-19 | 5 | 4/24/2025 | 50.4 | 0.0 | N/A | 52.1 | 0.1 | 2.9 | 0.0 | 0.0 | 0 | 0.0 | 18.7 |
| VMP-19 | 5 | 7/18/2025 | 50.5 | 0.0 | N/A | 51.1 | 1.6 | 0.0 | 2.2 | 0.0 | 0 | 0.1 | 20.2 |
| VMP-19 | 5 | 10/31/2025 | 50.1 | 0.0 | N/A | 56.3 | 0.0 | 0.0 | 0.0 | 0.0 | 0 | 0.4 | 20.8 |

SEE LAST PAGE OF TABLE FOR NOTES

**TABLE 3**
**SOIL VAPOR SAMPLING - TEDLAR® SAMPLING DATA**

| Reading Location | | | Shroud | Tedlar® Bag 1 | | Shroud | Tedlar® Bag 2 | | | | | | |
|---|---|---|---|---|---|---|---|---|---|---|---|---|---|
| Instrument | | | Dielectric | | Landtec | Dielectric | | FID | PID | Landtec | | | |
| Location | Depth | Date | Helium in Shroud Before (%) | Helium Before (%) | $CH_4$ (%) | Helium in Shroud After (%) | Helium After (%) | FID (ppmv) | PID (ppmv) | $CH_4$ (%) | LEL (%) | $CO_2$ (%) | $O_2$ (%) |
| VMP-20 | 5 | 2/10/2025 | 50.0 | 0.0 | N/A | 56.8 | 0.0 | 0.0 | 0.0 | 0.0 | 0 | 1.8 | 19.9 |
| VMP-20 | 5 | 5/1/2025 | 50.3 | 0.0 | N/A | 52.2 | 0.0 | 0.0 | 0.0 | 0.0 | 0 | 5.7 | 13.4 |
| VMP-20 | 5 | 7/29/2025 | 50.1 | 0.0 | N/A | 54.2 | 0.0 | 0.0 | 0.0 | 0.0 | 0 | 13.2 | 9.3 |
| VMP-20 | 5 | 11/5/2025 | 50.1 | 0.0 | N/A | 53.3 | 0.0 | 0.0 | 0.0 | 0.0 | 0 | 6.9 | 17.0 |
| VMP-20 | 10 | 2/10/2025 | 50.0 | 0.0 | N/A | 55.7 | 0.0 | 0.0 | 0.0 | 0.0 | 0 | 3.0 | 18.8 |
| VMP-20 | 10 | 5/1/2025 | 52.8 | 0.0 | N/A | 52.0 | 0.0 | 0.0 | 0.0 | 0.0 | 0 | 5.5 | 13.5 |
| VMP-20 | 10 | 7/29/2025 | 51.1 | 0.0 | N/A | 50.5 | 0.0 | 0.0 | 0.0 | 0.0 | 0 | 14.5 | 6.5 |
| VMP-20 | 10 | 11/5/2025 | 50.2 | 0.0 | N/A | 51.1 | 0.0 | 0.0 | 0.0 | 0.0 | 0 | 9.2 | 16.1 |
| VMP-20 | 25 | 2/10/2025 | 50.0 | 0.0 | N/A | 50.3 | 0.0 | 0.0 | 0.0 | 0.0 | 0 | 3.2 | 18.6 |
| VMP-20 | 25 | 5/1/2025 | 51.5 | 0.0 | N/A | 50.2 | 0.0 | 0.0 | 0.0 | 0.0 | 0 | 2.9 | 18.4 |
| VMP-20 | 25 | 7/29/2025 | 50.7 | 0.0 | N/A | 53.8 | 0.0 | 0.0 | 0.0 | 0.0 | 0 | 5.0 | 15.1 |
| VMP-20 | 25 | 11/5/2025 | 50.6 | 0.0 | N/A | 57.8 | 0.0 | 0.0 | 0.0 | 0.0 | 0 | 7.4 | 5.8 |
| VMP-20 | 39.5 | 2/10/2025 | 50.0 | 0.0 | N/A | 58.1 | 0.0 | 0.0 | 0.0 | 0.0 | 0 | 3.5 | 15.0 |
| VMP-20 | 39.5 | 5/1/2025 | 50.6 | 0.0 | N/A | 50.9 | 0.0 | 0.0 | 0.0 | 0.0 | 0 | 5.5 | 11.5 |
| VMP-20 | 39.5 | 7/29/2025 | 50.6 | 0.0 | N/A | 53.8 | 0.0 | 0.0 | 0.0 | 0.0 | 0 | 12.3 | 6.5 |
| VMP-20[8] | 39.5 | 11/5/2025 | NS | NS | NS | NS | NS | NS | NS | NS | NS | NS | NS |
| VMP-21 | 5 | 2/11/2025 | 50.0 | 0.0 | N/A | 58.6 | 0.0 | 0.0 | 0.0 | 0.0 | 0 | 1.1 | 20.1 |
| VMP-21 | 5 | 5/1/2025 | 51.4 | 0.0 | N/A | 50.0 | 0.0 | 0.0 | 0.0 | 0.0 | 0 | 2.1 | 16.6 |
| VMP-21 | 5 | 7/30/2025 | 51.8 | 0.0 | N/A | 53.4 | 0.0 | 0.0 | 0.0 | 0.0 | 0 | 9.8 | 11.0 |
| VMP-21 | 5 | 11/6/2025 | 50.1 | 0.0 | N/A | 52.1 | 0.0 | 0.0 | 0.0 | 0.0 | 0 | 4.9 | 18.4 |
| VMP-21 | 10 | 2/11/2025 | 50.1 | 0.0 | N/A | 56.5 | 0.0 | 0.0 | 0.0 | 0.0 | 0 | 4.3 | 17.8 |
| VMP-21 | 10 | 5/1/2025 | 52.7 | 0.0 | N/A | 65.0 | 0.0 | 0.0 | 0.0 | 0.0 | 0 | 4.1 | 16.8 |
| VMP-21 | 10 | 7/30/2025 | 50.4 | 0.0 | N/A | 56.3 | 0.0 | 0.0 | 0.0 | 0.0 | 0 | 6.4 | 12.7 |
| VMP-21 | 10 | 11/6/2025 | 50.3 | 0.0 | N/A | 55.7 | 0.0 | 0.0 | 0.0 | 0.0 | 0 | 9.3 | 15.3 |
| VMP-21 | 25 | 2/11/2025 | 50.0 | 0.0 | N/A | 60.2 | 0.0 | 0.0 | 0.0 | 0.0 | 0 | 4.7 | 16.1 |
| VMP-21 | 25 | 5/1/2025 | 51.2 | 0.0 | N/A | 56.0 | 0.0 | 0.0 | 0.0 | 0.0 | 0 | 4.2 | 16.5 |
| VMP-21 | 25 | 7/30/2025 | 50.2 | 0.0 | N/A | 51.1 | 0.0 | 0.0 | 0.0 | 0.0 | 0 | 3.9 | 15.5 |
| VMP-21 | 25 | 11/6/2025 | 50.1 | 0.0 | N/A | 51.1 | 0.0 | 0.0 | 0.0 | 0.0 | 0 | 6.2 | 16.3 |
| VMP-21[8] | 33 | 2/11/2025 | NS | NS | NS | NS | NS | NS | NS | NS | NS | NS | NS |
| VMP-21 | 33 | 5/1/2025 | 51.2 | 0.0 | N/A | 52.5 | 0.0 | 0.0 | 0.0 | 0.0 | 0 | 4.4 | 16.4 |
| VMP-21 | 33 | 7/30/2025 | 51.7 | 0.0 | N/A | 54.1 | 0.0 | 0.0 | 0.0 | 0.0 | 0 | 4.0 | 15.1 |
| VMP-21 | 33 | 11/6/2025 | 50.1 | 0.0 | N/A | 53.2 | 0.0 | 0.0 | 0.0 | 0.0 | 0 | 6.1 | 16.8 |
| VMP-22 | 5 | 2/11/2025 | 68.1 | 0.0 | N/A | 52.2 | 0.0 | 0.0 | 0.0 | 0.0 | 0 | 0.5 | 20.9 |
| VMP-22 | 5 | 4/29/2025 | 55.0 | 0.0 | N/A | 51.2 | 0.0 | 0.0 | 0.0 | 0.0 | 0 | 0.9 | 19.3 |
| VMP-22 | 5 | 7/25/2025 | 50.1 | 0.0 | N/A | 54.2 | 0.0 | 0.0 | 0.0 | 0.0 | 0 | 2.7 | 17.2 |
| VMP-22 | 5 | 11/6/2025 | 51.3 | 0.0 | N/A | 52.0 | 0.0 | 0.0 | 0.0 | 0.0 | 0 | 1.5 | 19.7 |
| VMP-22 | 10 | 2/11/2025 | 51.8 | 0.0 | N/A | 52.5 | 0.2 | 0.0 | 0.0 | 0.0 | 0 | 0.3 | 20.9 |
| VMP-22 | 10 | 4/29/2025 | 50.1 | 0.0 | N/A | 53.2 | 0.1 | 0.0 | 0.0 | 0.0 | 0 | 0.8 | 18.9 |
| VMP-22 | 10 | 7/25/2025 | 50.0 | 0.0 | N/A | 56.6 | 0.0 | 27.2 | 0.0 | 0.0 | 0 | 1.7 | 18.6 |
| VMP-22 | 10 | 11/6/2025 | 51.6 | 0.0 | N/A | 52.2 | 0.1 | 0.0 | 0.0 | 0.0 | 0 | 0.8 | 19.8 |
| VMP-22 | 18 | 2/11/2025 | 66.4 | 0.1 | N/A | 53.0 | 0.1 | 0.0 | 0.0 | 0.0 | 0 | 1.0 | 20.9 |
| VMP-22 | 18 | 4/29/2025 | 50.3 | 0.1 | N/A | 50.3 | 0.3 | 0.0 | 0.0 | 0.0 | 0 | 0.9 | 19.1 |
| VMP-22 | 18 | 7/25/2025 | 52.2 | 0.0 | N/A | 59.3 | 0.0 | 12.8 | 0.0 | 0.0 | 0 | 2.0 | 18.1 |
| VMP-22 | 18 | 11/6/2025 | 59.4 | 0.0 | N/A | 52.4 | 0.1 | 0.0 | 0.0 | 0.0 | 0 | 2.5 | 18.4 |
| VMP-22 | 38 | 2/11/2025 | 52.4 | 0.7 | N/A | 50.1 | 2.3 | 0.0 | 0.0 | 0.0 | 0 | 0.5 | 20.9 |
| VMP-22 | 38 | 4/29/2025 | 58.9 | 0.4 | N/A | 63.2 | 0.5 | 0.0 | 0.0 | 0.0 | 0 | 0.9 | 19.2 |
| VMP-22 | 38 | 7/25/2025 | 50.3 | 0.2 | N/A | 55.8 | 0.2 | 10.3 | 0.0 | 0.0 | 0 | 1.2 | 19.1 |
| VMP-22 | 38 | 11/6/2025 | 50.6 | 0.2 | N/A | 50.1 | 1.4 | 0.0 | 0.0 | 0.0 | 0 | 0.8 | 19.8 |
| VMP-23 | 5 | 2/4/2025 | 52.0 | 0.0 | N/A | 63.5 | 0.0 | 0.0 | 0.0 | 0.0 | 0 | 0.9 | 20.9 |
| VMP-23[8] | 5 | 5/2/2025 | NS | NS | NS | NS | NS | NS | NS | NS | NS | NS | NS |
| VMP-23 | 5 | 7/25/2025 | 50.3 | 0.0 | N/A | 59.0 | 0.0 | 0.0 | 0.0 | 0.0 | 0 | 3.5 | 16.5 |
| VMP-23 | 5 | 11/5/2025 | 56.4 | 0.0 | N/A | 50.4 | 0.0 | 0.0 | 0.0 | 0.0 | 0 | 2.5 | 18.4 |
| VMP-23 | 10 | 2/4/2025 | 52.6 | 0.0 | N/A | 58.2 | 0.0 | 0.0 | 0.0 | 0.0 | 0 | 0.9 | 20.9 |
| VMP-23[8] | 10 | 5/2/2025 | NS | NS | NS | NS | NS | NS | NS | NS | NS | NS | NS |
| VMP-23 | 10 | 7/25/2025 | 50.1 | 0.0 | N/A | 60.9 | 0.0 | 0.0 | 0.0 | 0.0 | 0 | 3.0 | 17.4 |
| VMP-23 | 10 | 11/6/2025 | 58.7 | 0.0 | N/A | 57.0 | 0.0 | 0.0 | 0.0 | 0.0 | 0 | 3.7 | 18.0 |
| VMP-23 | 25 | 2/4/2025 | 53.8 | 0.0 | N/A | 60.0 | 0.0 | 0.0 | 0.0 | 0.0 | 0 | 3.5 | 19.4 |
| VMP-23[8] | 25 | 5/2/2025 | NS | NS | NS | NS | NS | NS | NS | NS | NS | NS | NS |
| VMP-23 | 25 | 7/25/2025 | 50.5 | 0.0 | N/A | 54.2 | 0.0 | 0.0 | 0.0 | 0.0 | 0 | 2.6 | 17.5 |
| VMP-23 | 25 | 11/6/2025 | 51.9 | 0.0 | N/A | 51.6 | 0.0 | 0.0 | 0.0 | 0.0 | 0 | 4.9 | 16.1 |
| VMP-23 | 40 | 2/4/2025 | 52.9 | 0.0 | N/A | 58.3 | 0.0 | 0.0 | 0.0 | 0.0 | 0 | 4.8 | 18.3 |
| VMP-23[8] | 40 | 5/2/2025 | NS | NS | NS | NS | NS | NS | NS | NS | NS | NS | NS |
| VMP-23 | 40 | 7/25/2025 | 50.5 | 0.0 | N/A | 57.1 | 0.0 | 0.0 | 0.0 | 0.0 | 0 | 3.0 | 17.3 |
| VMP-23 | 40 | 11/6/2025 | 53.7 | 0.0 | N/A | 52.9 | 0.0 | 0.0 | 0.0 | 0.0 | 0 | 5.0 | 15.6 |
| VMP-24 | 5 | 2/4/2025 | 51.3 | 0.0 | N/A | 61.0 | 0.3 | 0.0 | 0.0 | 0.0 | 0 | 0.3 | 20.9 |
| VMP-24 | 5 | 4/28/2025 | 51.2 | 0.0 | N/A | 50.8 | 0.0 | 0.0 | 0.0 | 0.0 | 0 | 0.5 | 19.9 |
| VMP-24 | 5 | 7/22/2025 | 50.4 | 0.0 | N/A | 58.3 | 0.0 | 0.0 | 0.0 | 0.0 | 0 | 0.0 | 19.7 |
| VMP-24 | 5 | 10/31/2025 | 67.5 | 2.4 | N/A | 51.5 | 3.9 | 0.0 | 0.0 | 0.0 | 0 | 0.2 | 20.4 |

SEE LAST PAGE OF TABLE FOR NOTES

**TABLE 3**
**SOIL VAPOR SAMPLING - TEDLAR® SAMPLING DATA**

| Reading Location | | | Shroud | Tedlar® Bag 1 | | Shroud | Tedlar® Bag 2 | | | | | | |
|---|---|---|---|---|---|---|---|---|---|---|---|---|---|
| Instrument | | | Dielectric | | Landtec | Dielectric | | FID | PID | Landtec | | | |
| Location | Depth | Date | Helium in Shroud Before (%) | Helium Before (%) | $CH_4$ (%) | Helium in Shroud After (%) | Helium After (%) | FID (ppmv) | PID (ppmv) | $CH_4$ (%) | LEL (%) | $CO_2$ (%) | $O_2$ (%) |
| VMP-24 | 10 | 2/4/2025 | 51.6 | 0.0 | N/A | 50.3 | 0.1 | 0.0 | 0.0 | 0.0 | 0 | 1.5 | 20.9 |
| VMP-24 | 10 | 4/28/2025 | 51.3 | 0.0 | N/A | 51.4 | 0.0 | 0.0 | 0.0 | 0.0 | 0 | 1.4 | 18.8 |
| VMP-24 | 10 | 7/23/2025 | 50.1 | 0.0 | N/A | 61.7 | 0.0 | 0.0 | 0.0 | 0.0 | 0 | 1.2 | 18.7 |
| VMP-24 | 10 | 10/31/2025 | 52.8 | 1.7 | N/A | 50.1 | 1.3 | 0.0 | 0.0 | 0.0 | 0 | 2.6 | 18.8 |
| VMP-24 | 22 | 2/4/2025 | 53.4 | 0.2 | N/A | 60.8 | 3.2 | 0.0 | 0.0 | 0.0 | 0 | 0.2 | 20.9 |
| VMP-24 | 22 | 4/28/2025 | 51.1 | 0.0 | N/A | 52.2 | 0.0 | 0.0 | 0.0 | 0.0 | 0 | 0.5 | 19.9 |
| VMP-24 | 22 | 7/23/2025 | 50.4 | 1.3 | N/A | 57.2 | 2.9 | 0.0 | 0.0 | 0.0 | 0 | 0.1 | 19.2 |
| VMP-24 | 22 | 10/31/2025 | 52.6 | 0.6 | N/A | 51.7 | 1.6 | 0.0 | 0.0 | 0.0 | 0 | 0.0 | 20.6 |
| VMP-24[8] | 34 | 2/4/2025 | NS | NS | NS | NS | NS | NS | NS | NS | NS | NS | NS |
| VMP-24 | 34 | 4/28/2025 | 52.2 | 0.0 | N/A | 52.7 | 0.0 | 0.0 | 0.0 | 0.0 | 0 | 0.5 | 19.9 |
| VMP-24 | 34 | 7/23/2025 | 50.2 | 0.5 | N/A | 55.1 | 4.4 | 0.0 | 0.0 | 0.0 | 0 | 0.0 | 19.5 |
| VMP-24 | 34 | 10/31/2025 | 50.7 | 2.2 | N/A | 55.2 | 4.3 | 0.0 | 0.0 | 0.0 | 0 | 0.1 | 20.2 |
| VMP-25[9] | 5 | 3/21/2025 | 50.4 | 0.0 | N/A | 52.9 | 0.0 | 25.0 | 0.5 | 0.0 | 0 | 5.8 | 4.5 |
| VMP-25[8] | 5 | 4/29/2025 | NS | NS | NS | NS | NS | NS | NS | NS | NS | NS | NS |
| VMP-25 | 5 | 7/23/2025 | 52.4 | 0.0 | N/A | 53.6 | 0.0 | 22310 | 4.6 | 2.1 | 42 | 13.4 | 1.7 |
| VMP-25 | 5 | 11/3/2025 | 50.1 | 0.0 | N/A | 56.4 | 0.0 | 34910 | 1.8 | 3.1 | 62 | 8.3 | 2.6 |
| VMP-25 | 9.5 | 2/4/2025 | 50.1 | 1.7 | N/A | 66.7 | 0.0 | 20560 | 1.3 | 1.8 | 36 | 2.2 | 10.2 |
| VMP-25[8] | 9.5 | 4/29/2025 | NS | NS | NS | NS | NS | NS | NS | NS | NS | NS | NS |
| VMP-25[8] | 9.5 | 7/23/2025 | NS | NS | NS | NS | NS | NS | NS | NS | NS | NS | NS |
| VMP-25[8] | 9.5 | 11/3/2025 | NS | NS | NS | NS | NS | NS | NS | NS | NS | NS | NS |
| VMP-25[8] | 21 | 2/4/2025 | NS | NS | NS | NS | NS | NS | NS | NS | NS | NS | NS |
| VMP-25[8] | 21 | 4/29/2025 | NS | NS | NS | NS | NS | NS | NS | NS | NS | NS | NS |
| VMP-25[8] | 21 | 7/23/2025 | NS | NS | NS | NS | NS | NS | NS | NS | NS | NS | NS |
| VMP-25[8] | 21 | 11/3/2025 | NS | NS | NS | NS | NS | NS | NS | NS | NS | NS | NS |
| VMP-25[7] | 31 | 2/4/2025 | NS | NS | NS | NS | NS | NS | NS | NS | NS | NS | NS |
| VMP-25[7] | 31 | 4/29/2025 | NS | NS | NS | NS | NS | NS | NS | NS | NS | NS | NS |
| VMP-25[7] | 31 | 7/23/2025 | NS | NS | NS | NS | NS | NS | NS | NS | NS | NS | NS |
| VMP-25[7] | 31 | 11/3/2025 | NS | NS | NS | NS | NS | NS | NS | NS | NS | NS | NS |
| VMP-32 | 5 | 2/11/2025 | 51.3 | 0.0 | N/A | 52.9 | 0.0 | 0.0 | 0.0 | 0.0 | 0 | 2.0 | 20.0 |
| VMP-32 | 5 | 5/1/2025 | 50.1 | 0.0 | N/A | 58.7 | 0.0 | 0.0 | 0.0 | 0.0 | 0 | 1.2 | 18.1 |
| VMP-32 | 5 | 7/30/2025 | 50.8 | 0.0 | N/A | 53.2 | 0.0 | 0.0 | 4.6 | 0.0 | 0 | 4.2 | 15.9 |
| VMP-32 | 5 | 11/7/2025 | 50.1 | 0.0 | N/A | 53.8 | 0.0 | 0.0 | 0.0 | 0.0 | 0 | 5.0 | 17.9 |
| VMP-32 | 10 | 2/11/2025 | 52.1 | 0.0 | N/A | 54.3 | 0.0 | 0.0 | 0.0 | 0.0 | 0 | 2.5 | 20.2 |
| VMP-32 | 10 | 5/1/2025 | 50.1 | 0.0 | N/A | 52.8 | 0.0 | 0.0 | 0.0 | 0.0 | 0 | 1.8 | 18.1 |
| VMP-32 | 10 | 7/30/2025 | 50.2 | 0.0 | N/A | 53.2 | 0.0 | 0.0 | 4.1 | 0.0 | 0 | 3.9 | 15.5 |
| VMP-32 | 10 | 11/7/2025 | 50.1 | 0.0 | N/A | 51.1 | 0.0 | 0.0 | 0.0 | 0.0 | 0 | 6.0 | 16.9 |
| VMP-32 | 20 | 2/11/2025 | 51.3 | 0.0 | N/A | 51.2 | 0.0 | 0.0 | 0.0 | 0.0 | 0 | 0.2 | 20.9 |
| VMP-32 | 20 | 5/1/2025 | 50.1 | 0.0 | N/A | 58.3 | 0.0 | 0.0 | 0.0 | 0.0 | 0 | 0.2 | 19.7 |
| VMP-32[7] | 20 | 7/30/2025 | NS | NS | NS | NS | NS | NS | NS | NS | NS | NS | NS |
| VMP-32 | 20 | 11/7/2025 | 50.2 | 0.0 | N/A | 53.8 | 0.0 | 0.0 | 0.0 | 0.0 | 0 | 1.2 | 20.2 |
| VMP-32 | 30 | 2/11/2025 | 51.8 | 0.1 | N/A | 51.7 | 0.4 | 0.0 | 0.0 | 0.0 | 0 | 0.2 | 20.9 |
| VMP-32 | 30 | 5/1/2025 | 50.4 | 0.0 | N/A | 57.5 | 0.0 | 0.0 | 0.0 | 0.0 | 0 | 0.1 | 20.4 |
| VMP-32 | 30 | 7/31/2025 | 52.1 | 0.0 | N/A | 50.4 | 0.1 | 0.0 | 3.6 | 0.0 | 0 | 0.3 | 20.4 |
| VMP-32 | 30 | 11/7/2025 | 50.1 | 0.5 | N/A | 51.3 | 1.6 | 0.0 | 0.0 | 0.0 | 0 | 0.3 | 20.1 |
| VMP-41 | 10 | 2/3/2025 | 56.7 | 0.0 | N/A | 51.2 | 0.0 | 0.0 | 0.0 | 0.0 | 0 | 0.2 | 20.9 |
| VMP-41 | 10 | 4/25/2025 | 53.1 | 0.0 | N/A | 59.0 | 0.0 | 0.0 | 0.0 | 0.0 | 0 | 0.2 | 20.8 |
| VMP-41 | 10 | 7/21/2025 | 50.4 | 0.0 | N/A | 61.4 | 0.0 | 0.0 | 0.0 | 0.0 | 0 | 0.3 | 20.5 |
| VMP-41 | 10 | 10/30/2025 | 74.7 | 0.0 | N/A | 57.8 | 0.1 | 0.0 | 0.0 | 0.0 | 0 | 0.2 | 20.0 |
| VMP-41 | 20 | 2/3/2025 | 54.1 | 0.0 | N/A | 50.4 | 0.0 | 0.0 | 0.0 | 0.0 | 0 | 0.3 | 20.1 |
| VMP-41 | 20 | 4/25/2025 | 55.3 | 0.0 | N/A | 56.0 | 0.0 | 0.0 | 0.0 | 0.0 | 0 | 0.1 | 19.9 |
| VMP-41 | 20 | 7/21/2025 | 50.0 | 0.0 | N/A | 59.2 | 0.1 | 0.0 | 0.0 | 0.0 | 0 | 0.3 | 20.1 |
| VMP-41 | 20 | 10/30/2025 | 53.8 | 0.1 | N/A | 53.2 | 0.0 | 0.0 | 0.0 | 0.0 | 0 | 0.2 | 20.7 |
| VMP-41 | 26 | 2/3/2025 | 52.4 | 0.0 | N/A | 50.5 | 0.1 | 0.0 | 0.0 | 0.0 | 0 | 0.5 | 20.7 |
| VMP-41 | 26 | 4/25/2025 | 53.1 | 0.0 | N/A | 52.5 | 0.0 | 0.0 | 0.0 | 0.0 | 0 | 0.1 | 19.7 |
| VMP-41 | 26 | 7/21/2025 | 50.0 | 0.0 | N/A | 66.3 | 0.0 | 0.0 | 0.0 | 0.0 | 0 | 0.3 | 20.1 |
| VMP-41 | 26 | 10/30/2025 | 50.8 | 0.0 | N/A | 56.1 | 0.0 | 0.0 | 0.0 | 0.0 | 0 | 0.7 | 20.4 |
| VMP-42 | 10 | 2/5/2025 | 50.0 | 0.0 | N/A | 55.6 | 0.0 | 0.0 | 0.0 | 0.0 | 0 | 0.3 | 20.8 |
| VMP-42 | 10 | 4/30/2025 | 50.1 | 0.0 | N/A | 57.8 | 0.0 | 0.0 | 0.0 | 0.0 | 0 | 0.6 | 19.8 |
| VMP-42 | 10 | 7/24/2025 | 54.8 | 0.0 | N/A | 51.3 | 0.0 | 0.0 | 2.3 | 0.0 | 0 | 1.3 | 19.5 |
| VMP-42 | 10 | 11/5/2025 | 50.1 | 0.0 | N/A | 54.7 | 0.0 | 0.0 | 0.0 | 0.0 | 0 | 1.2 | 20.3 |
| VMP-42 | 20 | 2/5/2025 | 50.0 | 0.0 | N/A | 60.1 | 0.0 | 0.0 | 0.0 | 0.0 | 0 | 0.3 | 20.7 |
| VMP-42 | 20 | 4/30/2025 | 50.0 | 0.0 | N/A | 57.8 | 0.0 | 0.0 | 0.0 | 0.0 | 0 | 0.6 | 19.7 |
| VMP-42 | 20 | 7/24/2025 | 52.3 | 0.0 | N/A | 56.8 | 0.0 | 0.0 | 0.0 | 0.0 | 0 | 1.3 | 19.0 |
| VMP-42 | 20 | 11/5/2025 | 50.3 | 0.0 | N/A | 56.2 | 0.0 | 0.0 | 0.0 | 0.0 | 0 | 1.2 | 20.2 |
| VMP-42 | 30 | 2/5/2025 | 50.0 | 0.0 | N/A | 54.2 | 0.0 | 0.0 | 0.0 | 0.0 | 0 | 0.9 | 20.5 |
| VMP-42 | 30 | 4/30/2025 | 50.3 | 0.0 | N/A | 59.4 | 0.0 | 0.0 | 0.0 | 0.0 | 0 | 0.9 | 19.5 |
| VMP-42 | 30 | 7/24/2025 | 52.8 | 0.0 | N/A | 57.3 | 0.0 | 0.0 | 0.0 | 0.0 | 0 | 1.4 | 18.5 |
| VMP-42 | 30 | 11/5/2025 | 50.1 | 0.0 | N/A | 55.1 | 0.0 | 0.0 | 0.0 | 0.0 | 0 | 2.0 | 19.7 |

# TABLE 3
## SOIL VAPOR SAMPLING - TEDLAR® SAMPLING DATA

| Reading Location | | | Shroud | Tedlar® Bag 1 | | Shroud | Tedlar® Bag 2 | | | | | | |
|---|---|---|---|---|---|---|---|---|---|---|---|---|---|
| Instrument | | | Dielectric | | Landtec | Dielectric | | FID | PID | Landtec | | | |
| Location | Depth | Date | Helium in Shroud Before (%) | Helium Before (%) | $CH_4$ (%) | Helium in Shroud After (%) | Helium After (%) | FID (ppmv) | PID (ppmv) | $CH_4$ (%) | LEL (%) | $CO_2$ (%) | $O_2$ (%) |
| VMP-43 | 10 | 2/6/2025 | 61.8 | 0.0 | N/A | 56.1 | 0.0 | 0.0 | 0.0 | 0.0 | 0 | 0.3 | 20.9 |
| VMP-43 | 10 | 4/28/2025 | 51.2 | 0.0 | N/A | 52.6 | 0.1 | 0.0 | 0.0 | 0.0 | 0 | 0.3 | 20.1 |
| VMP-43 | 10 | 7/25/2025 | 50.2 | 0.0 | N/A | 58.7 | 0.0 | 0.0 | 0.0 | 0.0 | 0 | 0.7 | 19.5 |
| VMP-43 | 10 | 10/28/2025 | 54.5 | 0.0 | N/A | 51.2 | 0.0 | 0.0 | 0.0 | 0.0 | 0 | 0.5 | 20.3 |
| VMP-43 | 20 | 2/6/2025 | 60.6 | 0.0 | N/A | 52.8 | 0.0 | 0.0 | 0.0 | 0.0 | 0 | 0.4 | 20.6 |
| VMP-43 | 20 | 4/28/2025 | 52.5 | 0.0 | N/A | 52.7 | 0.0 | 0.0 | 0.0 | 0.0 | 0 | 0.4 | 19.9 |
| VMP-43 | 20 | 7/29/2025 | 50.0 | 0.0 | N/A | 60.4 | 0.0 | 0.0 | 0.0 | 0.0 | 0 | 1.5 | 18.9 |
| VMP-43 | 20 | 10/28/2025 | 53.3 | 0.0 | N/A | 50.2 | 0.0 | 0.0 | 0.0 | 0.0 | 0 | 0.6 | 20.3 |
| VMP-43 | 30 | 2/6/2025 | 58.1 | 0.0 | N/A | 51.5 | 0.0 | 0.0 | 0.0 | 0.0 | 0 | 0.3 | 20.9 |
| VMP-43 | 30 | 4/28/2025 | 51.6 | 0.0 | N/A | 50.7 | 0.0 | 0.0 | 0.0 | 0.0 | 0 | 0.2 | 20.3 |
| VMP-43 | 30 | 7/29/2025 | 50.7 | 0.0 | N/A | 62.5 | 0.0 | 0.0 | 0.0 | 0.0 | 0 | 0.8 | 19.6 |
| VMP-43 | 30 | 10/28/2025 | 51.3 | 0.0 | N/A | 51.5 | 0.0 | 0.0 | 0.0 | 0.0 | 0 | 1.8 | 18.8 |
| VMP-44[7] | 10 | 2/6/2025 | NS | NS | NS | NS | NS | NS | NS | NS | NS | NS | NS |
| VMP-44[7] | 10 | 4/28/2025 | NS | NS | NS | NS | NS | NS | NS | NS | NS | NS | NS |
| VMP-44[7] | 10 | 7/29/2025 | NS | NS | NS | NS | NS | NS | NS | NS | NS | NS | NS |
| VMP-44[7] | 10 | 10/28/2025 | NS | NS | NS | NS | NS | NS | NS | NS | NS | NS | NS |
| VMP-44[7] | 20 | 2/6/2025 | NS | NS | NS | NS | NS | NS | NS | NS | NS | NS | NS |
| VMP-44[7] | 20 | 4/28/2025 | NS | NS | NS | NS | NS | NS | NS | NS | NS | NS | NS |
| VMP-44[7] | 20 | 7/29/2025 | NS | NS | NS | NS | NS | NS | NS | NS | NS | NS | NS |
| VMP-44[7] | 20 | 10/28/2025 | NS | NS | NS | NS | NS | NS | NS | NS | NS | NS | NS |
| VMP-44[7] | 30 | 2/6/2025 | NS | NS | NS | NS | NS | NS | NS | NS | NS | NS | NS |
| VMP-44[7] | 30 | 4/28/2025 | NS | NS | NS | NS | NS | NS | NS | NS | NS | NS | NS |
| VMP-44[7] | 30 | 7/29/2025 | NS | NS | NS | NS | NS | NS | NS | NS | NS | NS | NS |
| VMP-44[7] | 30 | 10/28/2025 | NS | NS | NS | NS | NS | NS | NS | NS | NS | NS | NS |
| VMP-45 | 10 | 2/5/2025 | 51.6 | 0.0 | N/A | 52.2 | 0.0 | 0.0 | 0.0 | 0.0 | 0 | 0.9 | 20.7 |
| VMP-45 | 10 | 4/28/2025 | 71.9 | 0.0 | N/A | 51.2 | 0.0 | 0.0 | 0.0 | 0.0 | 0 | 0.7 | 20.1 |
| VMP-45 | 10 | 7/24/2025 | 50.1 | 0.0 | N/A | 58.6 | 0.0 | 0.0 | 0.0 | 0.0 | 0 | 1.3 | 18.7 |
| VMP-45 | 10 | 10/31/2025 | 50.2 | 0.0 | N/A | 50.1 | 0.0 | 0.0 | 0.0 | 0.0 | 0 | 1.2 | 20.1 |
| VMP-45 | 20 | 2/5/2025 | 50.2 | 0.0 | N/A | 50.6 | 0.0 | 0.0 | 0.0 | 0.0 | 0 | 1.0 | 20.4 |
| VMP-45 | 20 | 4/28/2025 | 55.5 | 0.0 | N/A | 50.6 | 0.0 | 0.0 | 0.0 | 0.0 | 0 | 0.6 | 19.8 |
| VMP-45 | 20 | 7/24/2025 | 50.2 | 0.0 | N/A | 60.3 | 0.0 | 0.0 | 0.0 | 0.0 | 0 | 1.3 | 19.0 |
| VMP-45 | 20 | 10/31/2025 | 50.9 | 0.0 | N/A | 52.6 | 0.0 | 0.0 | 0.0 | 0.0 | 0 | 2.5 | 18.7 |
| VMP-45 | 30 | 2/5/2025 | 51.6 | 0.0 | N/A | 52.2 | 0.0 | 0.0 | 0.0 | 0.0 | 0 | 1.0 | 20.6 |
| VMP-45 | 30 | 4/28/2025 | 57.2 | 0.0 | N/A | 53.1 | 0.0 | 0.0 | 0.0 | 0.0 | 0 | 0.6 | 19.8 |
| VMP-45 | 30 | 7/24/2025 | 50.0 | 0.0 | N/A | 57.4 | 0.0 | 0.0 | 3.2 | 0.0 | 0 | 1.2 | 19.2 |
| VMP-45 | 30 | 10/31/2025 | 56.5 | 0.0 | N/A | 55.7 | 0.0 | 0.0 | 0.0 | 0.0 | 0 | 1.0 | 20.3 |
| VMP-47[9] | 5 | 3/21/2025 | 50.0 | 0.0 | N/A | 73.8 | 0.0 | 0.0 | 0.0 | 0.0 | 0 | 0.8 | 20.0 |
| VMP-47[9] | 5 | 5/30/2025 | 54.3 | 0.0 | N/A | 50.1 | 0.0 | 0.0 | 0.0 | 0.0 | 0 | 0.9 | 20.0 |
| VMP-47 | 5 | 7/21/2025 | 56.6 | 0.0 | N/A | 50.1 | 0.0 | 0.0 | 0.0 | 0.0 | 0 | 2.6 | 18.0 |
| VMP-47 | 5 | 10/31/2025 | 50.1 | 0.0 | N/A | 55.3 | 0.0 | 0.0 | 0.0 | 0.0 | 0 | 1.5 | 20.3 |
| VMP-47 | 10 | 2/3/2025 | 50.2 | 0.0 | N/A | 57.3 | 0.0 | 0.0 | 0.0 | 0.0 | 0 | 1.0 | 20.0 |
| VMP-47 | 10 | 4/25/2025 | 50.1 | 0.0 | N/A | 57.5 | 0.1 | 0.0 | 0.0 | 0.0 | 0 | 0.0 | 18.6 |
| VMP-47 | 10 | 7/21/2025 | 50.2 | 0.0 | N/A | 58.4 | 0.0 | 0.0 | 0.0 | 0.0 | 0 | 2.8 | 17.6 |
| VMP-47 | 10 | 10/31/2025 | 50.2 | 0.0 | N/A | 56.1 | 0.0 | 0.0 | 0.0 | 0.0 | 0 | 2.7 | 19.5 |
| VMP-47 | 20 | 2/3/2025 | 50.2 | 0.0 | N/A | 52.4 | 0.0 | 0.0 | 0.0 | 0.0 | 0 | 1.7 | 20.0 |
| VMP-47[9] | 20 | 5/30/2025 | 54.3 | 0.0 | N/A | 51.5 | 0.0 | 0.0 | 0.0 | 0.0 | 0 | 1.4 | 19.5 |
| VMP-47 | 20 | 7/21/2025 | 52.7 | 0.0 | N/A | 52.0 | 0.0 | 0.0 | 0.0 | 0.0 | 0 | 2.6 | 17.8 |
| VMP-47 | 20 | 10/31/2025 | 50.2 | 0.0 | N/A | 54.3 | 0.0 | 0.0 | 0.0 | 0.0 | 0 | 2.8 | 19.3 |
| VMP-47 | 30 | 2/3/2025 | 50.1 | 0.0 | N/A | 56.3 | 0.0 | 0.0 | 0.0 | 0.0 | 0 | 2.7 | 18.9 |
| VMP-47 | 30 | 4/25/2025 | 50.1 | 0.0 | N/A | 50.8 | 0.0 | 0.0 | 0.0 | 0.0 | 0 | 1.7 | 18.3 |
| VMP-47 | 30 | 7/21/2025 | 52.6 | 0.0 | N/A | 51.7 | 0.0 | 0.0 | 0.0 | 0.0 | 0 | 2.2 | 17.4 |
| VMP-47 | 30 | 10/31/2025 | 50.2 | 0.0 | N/A | 55.3 | 0.0 | 0.0 | 0.0 | 0.0 | 0 | 3.4 | 18.4 |
| VMP-48 | 5 | 2/10/2025 | 50.0 | 0.0 | N/A | 59.3 | 0.0 | 0.0 | 0.0 | 0.0 | 0 | 0.8 | 20.6 |
| VMP-48 | 5 | 5/2/2025 | 50.1 | 0.0 | N/A | 59.6 | 0.0 | 0.0 | 0.0 | 0.0 | 0 | 2.5 | 17.1 |
| VMP-48 | 5 | 7/30/2025 | 50.3 | 0.0 | N/A | 54.8 | 0.0 | 0.0 | 0.0 | 0.0 | 0 | 5.8 | 16.8 |
| VMP-48 | 5 | 11/4/2025 | 50.1 | 0.0 | N/A | 51.3 | 0.0 | 0.0 | 0.0 | 0.0 | 0 | 2.2 | 19.9 |
| VMP-48 | 10 | 2/10/2025 | 50.0 | 0.0 | N/A | 50.5 | 0.0 | 2.6 | 0.4 | 0.0 | 0 | 0.9 | 20.5 |
| VMP-48 | 10 | 5/2/2025 | 50.0 | 0.0 | N/A | 57.8 | 0.0 | 0.0 | 0.0 | 0.0 | 0 | 1.7 | 17.9 |
| VMP-48 | 10 | 7/30/2025 | 51.1 | 0.0 | N/A | 53.2 | 0.0 | 0.0 | 0.0 | 0.0 | 0 | 5.1 | 15.5 |
| VMP-48 | 10 | 11/4/2025 | 50.1 | 0.0 | N/A | 58.3 | 0.0 | 0.0 | 0.0 | 0.0 | 0 | 3.0 | 19.2 |
| VMP-48 | 20 | 2/10/2025 | 50.0 | 0.0 | N/A | 56.8 | 0.0 | 0.0 | 0.0 | 0.0 | 0 | 2.2 | 19.8 |
| VMP-48[8] | 20 | 5/2/2025 | NS | NS | NS | NS | NS | NS | NS | NS | NS | NS | NS |
| VMP-48[8] | 20 | 7/30/2025 | NS | NS | NS | NS | NS | NS | NS | NS | NS | NS | NS |
| VMP-48 | 20 | 11/4/2025 | 50.1 | 0.0 | N/A | 56.7 | 0.0 | 0.0 | 0.0 | 0.0 | 0 | 5.1 | 18.4 |
| VMP-48 | 30 | 2/10/2025 | 50.0 | 0.0 | N/A | 56.6 | 0.0 | 0.0 | 0.0 | 0.0 | 0 | 3.9 | 18.2 |
| VMP-48 | 30 | 5/2/2025 | 50.1 | 0.0 | N/A | 55.8 | 0.0 | 0.0 | 0.0 | 0.0 | 0 | 2.6 | 18.5 |
| VMP-48 | 30 | 7/30/2025 | 50.6 | 0.0 | N/A | 51.8 | 0.0 | 0.0 | 0.0 | 0.0 | 0 | 2.9 | 16.7 |
| VMP-48 | 30 | 11/4/2025 | 50.1 | 0.0 | N/A | 54.7 | 0.0 | 0.0 | 0.0 | 0.0 | 0 | 5.3 | 16.8 |

SEE LAST PAGE OF TABLE FOR NOTES

**TABLE 3**
**SOIL VAPOR SAMPLING - TEDLAR® SAMPLING DATA**

| Reading Location | | | Shroud | Tedlar® Bag 1 | | Shroud | Tedlar® Bag 2 | | | | | | |
|---|---|---|---|---|---|---|---|---|---|---|---|---|---|
| Instrument | | | Dielectric | | Landtec | Dielectric | | FID | PID | Landtec | | | |
| Location | Depth | Date | Helium in Shroud Before (%) | Helium Before (%) | $CH_4$ (%) | Helium in Shroud After (%) | Helium After (%) | FID (ppmv) | PID (ppmv) | $CH_4$ (%) | LEL (%) | $CO_2$ (%) | $O_2$ (%) |
| VMP-49 | 5 | 2/11/2025 | 50.0 | 0.0 | N/A | 57.5 | 0.0 | 0.0 | 0.0 | 0.0 | 0 | 0.8 | 20.4 |
| VMP-49 | 5 | 4/30/2025 | 50.1 | 0.0 | N/A | 59.8 | 0.0 | 0.0 | 0.0 | 0.0 | 0 | 1.1 | 17.8 |
| VMP-49 | 5 | 7/24/2025 | 53.3 | 0.0 | N/A | 54.8 | 0.0 | 0.0 | 0.0 | 0.0 | 0 | 3.2 | 18.1 |
| VMP-49 | 5 | 11/7/2025 | 50.1 | 0.0 | N/A | 56.3 | 0.0 | 0.0 | 0.0 | 0.0 | 0 | 2.4 | 19.5 |
| VMP-49 | 10 | 2/11/2025 | 50.0 | 0.0 | N/A | 55.2 | 0.0 | 0.0 | 0.0 | 0.0 | 0 | 0.8 | 20.2 |
| VMP-49 | 10 | 4/30/2025 | 50.0 | 0.0 | N/A | 56.9 | 0.0 | 0.0 | 0.0 | 0.0 | 0 | 1.6 | 17.3 |
| VMP-49 | 10 | 7/25/2025 | 51.9 | 0.0 | N/A | 51.3 | 0.0 | 0.0 | 0.0 | 0.0 | 0 | 4.9 | 15.4 |
| VMP-49 | 10 | 11/7/2025 | 50.1 | 0.0 | N/A | 54.3 | 0.0 | 0.0 | 0.0 | 0.0 | 0 | 3.1 | 18.9 |
| VMP-49 | 20 | 2/11/2025 | 50.0 | 0.0 | N/A | 54.8 | 0.0 | 0.0 | 0.0 | 0.0 | 0 | 0.4 | 20.4 |
| VMP-49 | 20 | 4/30/2025 | 50.5 | 0.0 | N/A | 58.7 | 0.0 | 0.0 | 0.0 | 0.0 | 0 | 1.5 | 18.3 |
| VMP-49 | 20 | 7/25/2025 | 51.6 | 0.0 | N/A | 58.0 | 0.0 | 0.0 | 0.0 | 0.0 | 0 | 4.6 | 14.7 |
| VMP-49 | 20 | 11/7/2025 | 50.1 | 0.0 | N/A | 51.1 | 0.0 | 0.0 | 0.0 | 0.0 | 0 | 1.9 | 19.4 |
| VMP-49 | 30 | 2/11/2025 | 50.1 | 0.0 | N/A | 55.6 | 0.0 | 0.0 | 0.0 | 0.0 | 0 | 0.6 | 20.8 |
| VMP-49 | 30 | 4/30/2025 | 50.1 | 0.0 | N/A | 57.3 | 0.0 | 0.0 | 0.0 | 0.0 | 0 | 0.5 | 20.4 |
| VMP-49 | 30 | 7/25/2025 | 52.8 | 0.0 | N/A | 57.6 | 0.0 | 0.0 | 0.0 | 0.0 | 0 | 0.7 | 18.8 |
| VMP-49 | 30 | 11/7/2025 | 50.2 | 0.0 | N/A | 59.8 | 0.0 | 0.0 | 0.0 | 0.0 | 0 | 2.0 | 19.3 |
| VMP-50 | 5 | 2/10/2025 | 51.8 | 0.0 | N/A | 50.5 | 0.0 | 0.0 | 0.0 | 0.0 | 0 | 0.4 | 20.9 |
| VMP-50 | 5 | 4/30/2025 | 50.3 | 0.0 | N/A | 50.3 | 0.0 | 0.0 | 0.0 | 0.0 | 0 | 0.6 | 19.4 |
| VMP-50 | 5 | 7/30/2025 | 51.3 | 0.0 | N/A | 54.8 | 0.0 | 0.0 | 0.0 | 0.0 | 0 | 0.8 | 19.1 |
| VMP-50 | 5 | 11/7/2025 | 50.7 | 0.0 | N/A | 50.3 | 0.0 | 0.0 | 0.0 | 0.0 | 0 | 0.2 | 20.7 |
| VMP-50 | 10 | 2/10/2025 | 53.1 | 0.0 | N/A | 50.6 | 0.0 | 0.0 | 0.0 | 0.0 | 0 | 0.3 | 20.9 |
| VMP-50 | 10 | 4/30/2025 | 50.5 | 0.0 | N/A | 50.8 | 0.0 | 0.0 | 0.0 | 0.0 | 0 | 0.5 | 19.6 |
| VMP-50 | 10 | 7/30/2025 | 50.3 | 0.0 | N/A | 60.1 | 0.0 | 0.0 | 0.0 | 0.0 | 0 | 1.3 | 18.5 |
| VMP-50 | 10 | 11/7/2025 | 53.3 | 0.0 | N/A | 53.4 | 0.0 | 0.0 | 0.0 | 0.0 | 0 | 0.7 | 20.3 |
| VMP-50 | 20 | 2/10/2025 | 52.2 | 0.0 | N/A | 52.6 | 0.0 | 0.0 | 0.0 | 0.0 | 0 | 0.5 | 20.7 |
| VMP-50 | 20 | 4/30/2025 | 50.2 | 0.0 | N/A | 50.1 | 0.0 | 0.0 | 0.0 | 0.0 | 0 | 0.5 | 19.8 |
| VMP-50 | 20 | 7/30/2025 | 50.1 | 0.9 | N/A | 57.4 | 0.0 | 0.0 | 0.0 | 0.0 | 0 | 1.3 | 18.3 |
| VMP-50 | 20 | 11/7/2025 | 50.3 | 0.0 | N/A | 50.8 | 0.0 | 0.0 | 0.0 | 0.0 | 0 | 1.3 | 19.9 |
| VMP-50 | 30 | 2/10/2025 | 50.7 | 0.0 | N/A | 52.9 | 0.0 | 6.8 | 0.1 | 0.0 | 0 | 3.5 | 19.7 |
| VMP-50 | 30 | 4/30/2025 | 50.9 | 0.0 | N/A | 51.6 | 0.0 | 4.5 | 1.3 | 0.0 | 0 | 2.5 | 18.5 |
| VMP-50 | 30 | 7/30/2025 | 50.0 | 0.0 | N/A | 50.7 | 0.0 | 6.2 | 0.0 | 0.0 | 0 | 2.3 | 16.8 |
| VMP-50 | 30 | 11/7/2025 | 54.4 | 0.0 | N/A | 51.1 | 0.0 | 4.0 | 1.1 | 0.0 | 0 | 3.9 | 16.6 |
| VMP-51 | 5 | 2/5/2025 | 51.4 | 0.0 | N/A | 51.4 | 0.0 | 0.0 | 0.0 | 0.0 | 0 | 0.7 | 20.9 |
| VMP-51 | 5 | 4/29/2025 | 50.2 | 0.0 | N/A | 51.5 | 0.0 | 0.0 | 0.0 | 0.0 | 0 | 1.1 | 19.0 |
| VMP-51 | 5 | 7/23/2025 | 50.3 | 0.0 | N/A | 62.1 | 0.0 | 0.0 | 0.0 | 0.0 | 0 | 2.3 | 16.3 |
| VMP-51 | 5 | 11/6/2025 | 50.4 | 0.0 | N/A | 50.1 | 0.0 | 0.0 | 0.0 | 0.0 | 0 | 2.3 | 19.1 |
| VMP-51 | 10 | 2/5/2025 | 52.2 | 0.0 | N/A | 51.2 | 0.0 | 0.0 | 0.0 | 0.0 | 0 | 1.0 | 20.9 |
| VMP-51 | 10 | 4/29/2025 | 50.5 | 0.0 | N/A | 51.1 | 0.0 | 0.0 | 0.0 | 0.0 | 0 | 0.9 | 19.5 |
| VMP-51 | 10 | 7/23/2025 | 50.2 | 0.0 | N/A | 60.4 | 0.0 | 0.0 | 0.0 | 0.0 | 0 | 3.1 | 16.9 |
| VMP-51 | 10 | 11/6/2025 | 51.4 | 0.0 | N/A | 51.7 | 0.0 | 0.0 | 0.0 | 0.0 | 0 | 3.2 | 18.2 |
| VMP-51 | 20 | 2/5/2025 | 51.4 | 0.0 | N/A | 53.5 | 0.7 | 0.0 | 0.0 | 0.0 | 0 | 2.4 | 20.3 |
| VMP-51 | 20 | 4/29/2025 | 51.5 | 0.0 | N/A | 50.4 | 0.0 | 0.0 | 0.0 | 0.0 | 0 | 1.6 | 19.4 |
| VMP-51 | 20 | 7/24/2025 | 50.4 | 0.0 | N/A | 60.4 | 0.0 | 0.0 | 0.0 | 0.0 | 0 | 2.7 | 17.2 |
| VMP-51 | 20 | 11/6/2025 | 52.6 | 0.0 | N/A | 50.4 | 0.0 | 0.0 | 0.0 | 0.0 | 0 | 3.6 | 17.2 |
| VMP-51 | 30 | 2/5/2025 | 52.2 | 0.0 | N/A | 51.2 | 0.0 | 0.0 | 0.0 | 0.0 | 0 | 3.3 | 19.1 |
| VMP-51 | 30 | 4/29/2025 | 52.6 | 0.0 | N/A | 50.4 | 0.0 | 0.0 | 0.0 | 0.0 | 0 | 2.3 | 18.9 |
| VMP-51 | 30 | 7/24/2025 | 50.2 | 0.0 | N/A | 52.6 | 0.0 | 0.0 | 0.0 | 0.0 | 0 | 2.6 | 16.0 |
| VMP-51 | 30 | 11/6/2025 | 51.1 | 0.0 | N/A | 51.1 | 0.0 | 0.0 | 0.0 | 0.0 | 0 | 3.8 | 16.7 |
| VMP-52 | 5 | 2/6/2025 | 52.7 | 0.0 | N/A | 50.1 | 0.0 | 0.0 | 0.0 | 0.0 | 0 | 1.1 | 20.3 |
| VMP-52 | 5 | 4/29/2025 | 62.0 | 0.0 | N/A | 68.6 | 0.0 | 0.0 | 0.0 | 0.0 | 0 | 1.7 | 17.5 |
| VMP-52 | 5 | 7/29/2025 | 50.1 | 0.0 | N/A | 55.6 | 0.0 | 0.0 | 0.0 | 0.0 | 0 | 6.4 | 11.0 |
| VMP-52 | 5 | 11/4/2025 | 51.6 | 0.0 | N/A | 51.8 | 0.0 | 0.0 | 0.0 | 0.0 | 0 | 2.6 | 18.7 |
| VMP-52 | 10 | 2/6/2025 | 56.1 | 0.0 | N/A | 51.2 | 0.0 | 0.0 | 0.0 | 0.0 | 0 | 3.2 | 17.5 |
| VMP-52 | 10 | 4/29/2025 | 53.2 | 0.0 | N/A | 51.5 | 0.0 | 0.0 | 0.0 | 0.0 | 0 | 2.0 | 16.3 |
| VMP-52 | 10 | 7/29/2025 | 50.0 | 0.0 | N/A | 52.6 | 0.0 | 0.0 | 0.0 | 0.0 | 0 | 5.7 | 9.1 |
| VMP-52 | 10 | 11/4/2025 | 51.6 | 0.0 | N/A | 52.3 | 0.0 | 0.0 | 0.0 | 0.0 | 0 | 7.5 | 14.0 |
| VMP-52 | 20 | 2/6/2025 | 65.7 | 0.0 | N/A | 54.1 | 0.0 | 0.0 | 0.0 | 0.0 | 0 | 7.5 | 12.4 |
| VMP-52 | 20 | 4/29/2025 | 50.1 | 0.0 | N/A | 50.1 | 0.0 | 0.0 | 0.0 | 0.0 | 0 | 6.1 | 12.5 |
| VMP-52 | 20 | 7/29/2025 | 50.1 | 0.0 | N/A | 53.5 | 0.0 | 0.0 | 0.0 | 0.0 | 0 | 6.0 | 13.0 |
| VMP-52 | 20 | 11/4/2025 | 51.5 | 0.0 | N/A | 51.9 | 0.0 | 0.0 | 0.0 | 0.0 | 0 | 6.9 | 11.8 |
| VMP-52 | 30 | 2/6/2025 | 54.5 | 0.0 | N/A | 51.9 | 0.0 | 0.0 | 0.0 | 0.0 | 0 | 7.8 | 12.0 |
| VMP-52 | 30 | 4/29/2025 | 66.1 | 0.0 | N/A | 56.0 | 0.0 | 0.0 | 0.0 | 0.0 | 0 | 6.5 | 11.8 |
| VMP-52 | 30 | 7/29/2025 | 50.3 | 0.0 | N/A | 50.1 | 0.0 | 0.0 | 0.0 | 0.0 | 0 | 6.3 | 12.6 |
| VMP-52 | 30 | 11/4/2025 | 51.5 | 0.0 | N/A | 51.3 | 0.0 | 0.0 | 0.0 | 0.0 | 0 | 7.0 | 11.6 |
| VMP-53 | 5 | 1/31/2025 | 50.9 | 0.0 | N/A | 55.1 | 0.0 | 0.0 | 0.0 | 0.0 | 0 | 0.4 | 20.9 |
| VMP-53 | 5 | 4/24/2025 | 50.2 | 0.0 | N/A | 54.9 | 0.0 | 0.0 | 0.0 | 0.0 | 0 | 0.7 | 19.8 |
| VMP-53 | 5 | 7/18/2025 | 53.4 | 0.0 | N/A | 61.3 | 0.0 | 0.0 | 0.0 | 0.0 | 0 | 1.2 | 19.2 |
| VMP-53 | 5 | 10/28/2025 | 50.2 | 0.0 | N/A | 50.3 | 0.0 | 0.0 | 0.0 | 0.0 | 0 | 1.5 | 20.6 |

**TABLE 3**
**SOIL VAPOR SAMPLING - TEDLAR® SAMPLING DATA**

| Reading Location | | | Shroud | Tedlar® Bag 1 | | Shroud | Tedlar® Bag 2 | | | | | | |
|---|---|---|---|---|---|---|---|---|---|---|---|---|---|
| Instrument | | | Dielectric | | Landtec | Dielectric | | FID | PID | Landtec | | | |
| Location | Depth | Date | Helium in Shroud Before (%) | Helium Before (%) | $CH_4$ (%) | Helium in Shroud After (%) | Helium After (%) | FID (ppmv) | PID (ppmv) | $CH_4$ (%) | LEL (%) | $CO_2$ (%) | $O_2$ (%) |
| VMP-53 | 10 | 1/31/2025 | 51.4 | 0.0 | N/A | 51.3 | 0.0 | 0.0 | 0.0 | 0.0 | 0 | 0.5 | 20.9 |
| VMP-53[9] | 10 | 5/30/2025 | 51.9 | 0.0 | N/A | 57.3 | 0.0 | 0.0 | 0.0 | 0.0 | 0 | 0.7 | 20.4 |
| VMP-53 | 10 | 7/18/2025 | 53.2 | 0.0 | N/A | 61.7 | 0.0 | 0.0 | 0.0 | 0.0 | 0 | 0.9 | 19.5 |
| VMP-53 | 10 | 10/28/2025 | 50.1 | 0.0 | N/A | 56.8 | 0.0 | 0.0 | 0.0 | 0.0 | 0 | 1.4 | 20.2 |
| VMP-53 | 20 | 1/31/2025 | 50.2 | 0.0 | N/A | 51.1 | 0.0 | 0.0 | 0.0 | 0.0 | 0 | 0.9 | 20.7 |
| VMP-53 | 20 | 4/24/2025 | 54.2 | 0.0 | N/A | 69.8 | 0.0 | 0.0 | 0.0 | 0.0 | 0 | 0.4 | 19.8 |
| VMP-53 | 20 | 7/18/2025 | 51.2 | 0.0 | N/A | 51.2 | 0.0 | 0.0 | 0.0 | 0.0 | 0 | 1.2 | 19.2 |
| VMP-53 | 20 | 10/28/2025 | 50.3 | 0.0 | N/A | 55.2 | 0.0 | 0.0 | 0.0 | 0.0 | 0 | 1.8 | 19.9 |
| VMP-53 | 30 | 1/31/2025 | 52.4 | 0.0 | N/A | 53.1 | 0.0 | 0.0 | 0.0 | 0.0 | 0 | 1.8 | 20.1 |
| VMP-53 | 30 | 4/24/2025 | 50.1 | 0.0 | N/A | 57.8 | 0.1 | 0.0 | 0.0 | 0.0 | 0 | 0.9 | 18.9 |
| VMP-53 | 30 | 7/18/2025 | 50.5 | 2.5 | N/A | 64.8 | 0.3 | 0.0 | 0.0 | 0.0 | 0 | 1.7 | 18.3 |
| VMP-53[9] | 30 | 12/19/2025 | 51.4 | 0.0 | N/A | 65.6 | 0.0 | 0.0 | 0.0 | 0.0 | 0 | 2.0 | 19.5 |
| VMP-54 | 5 | 1/31/2025 | 53.1 | 0.1 | N/A | 54.2 | 0.0 | 0.0 | 0.0 | 0.0 | 0 | 1.3 | 20.9 |
| VMP-54 | 5 | 4/24/2025 | 53.3 | 0.0 | N/A | 55.9 | 0.0 | 0.0 | 0.0 | 0.0 | 0 | 1.8 | 19.9 |
| VMP-54 | 5 | 7/21/2025 | 50.1 | 0.0 | N/A | 57.5 | 0.0 | 0.0 | 0.0 | 0.0 | 0 | 3.9 | 16.1 |
| VMP-54 | 5 | 10/28/2025 | 52.0 | 0.0 | N/A | 57.3 | 0.0 | 0.0 | 0.0 | 0.0 | 0 | 3.4 | 18.2 |
| VMP-54 | 10 | 1/31/2025 | 52.5 | 0.0 | N/A | 53.4 | 0.0 | 0.0 | 0.0 | 0.0 | 0 | 2.2 | 20.2 |
| VMP-54 | 10 | 4/24/2025 | 52.6 | 0.0 | N/A | 57.8 | 0.0 | 0.0 | 0.0 | 0.0 | 0 | 1.4 | 19.7 |
| VMP-54 | 10 | 7/21/2025 | 50.3 | 0.0 | N/A | 59.7 | 0.0 | 0.0 | 0.0 | 0.0 | 0 | 2.8 | 17.2 |
| VMP-54 | 10 | 10/28/2025 | 57.4 | 0.0 | N/A | 60.0 | 0.0 | 0.0 | 0.0 | 0.0 | 0 | 3.7 | 17.8 |
| VMP-54 | 20 | 1/31/2025 | 55.3 | 0.0 | N/A | 54.1 | 0.0 | 0.0 | 0.0 | 0.0 | 0 | 3.2 | 19.0 |
| VMP-54 | 20 | 4/24/2025 | 57.8 | 0.0 | N/A | 54.6 | 0.1 | 0.0 | 0.0 | 0.0 | 0 | 1.6 | 19.2 |
| VMP-54 | 20 | 7/21/2025 | 50.1 | 0.0 | N/A | 64.2 | 0.0 | 0.0 | 0.0 | 0.0 | 0 | 1.9 | 18.6 |
| VMP-54 | 20 | 10/28/2025 | 51.5 | 0.0 | N/A | 59.9 | 0.0 | 0.0 | 0.0 | 0.0 | 0 | 3.6 | 17.2 |
| VMP-54 | 30 | 1/31/2025 | 50.8 | 0.0 | N/A | 52.1 | 0.0 | 0.0 | 0.0 | 0.0 | 0 | 0.8 | 20.8 |
| VMP-54 | 30 | 4/24/2025 | 53.2 | 0.1 | N/A | 56.0 | 0.1 | 0.0 | 0.0 | 0.0 | 0 | 1.7 | 18.4 |
| VMP-54 | 30 | 7/21/2025 | 50.4 | 0.0 | N/A | 60.7 | 0.0 | 0.0 | 0.0 | 0.0 | 0 | 3.6 | 15.7 |
| VMP-54 | 30 | 10/28/2025 | 53.5 | 0.0 | N/A | 50.9 | 0.0 | 0.0 | 0.0 | 0.0 | 0 | 2.9 | 18.1 |
| VMP-55[8] | 5 | 2/4/2025 | NS | NS | NS | NS | NS | NS | NS | NS | NS | NS | NS |
| VMP-55[8] | 5 | 4/29/2025 | NS | NS | NS | NS | NS | NS | NS | NS | NS | NS | NS |
| VMP-55[8] | 5 | 7/23/2025 | NS | NS | NS | NS | NS | NS | NS | NS | NS | NS | NS |
| VMP-55[8] | 5 | 11/3/2025 | NS | NS | NS | NS | NS | NS | NS | NS | NS | NS | NS |
| VMP-55[8] | 10 | 2/4/2025 | NS | NS | NS | NS | NS | NS | NS | NS | NS | NS | NS |
| VMP-55[8] | 10 | 4/29/2025 | NS | NS | NS | NS | NS | NS | NS | NS | NS | NS | NS |
| VMP-55[8] | 10 | 7/23/2025 | NS | NS | NS | NS | NS | NS | NS | NS | NS | NS | NS |
| VMP-55[8] | 10 | 11/3/2025 | NS | NS | NS | NS | NS | NS | NS | NS | NS | NS | NS |
| VMP-55 | 20 | 2/4/2025 | 50.2 | 0.0 | N/A | 53.2 | 0.0 | 47780 | 352 | 8.9 | OVR | 16.6 | 9.5 |
| VMP-55 | 20 | 4/29/2025 | 50.1 | 0.0 | N/A | 61.5 | 0.0 | 89620 | 665 | 42.7 | OVR | 15.4 | 2.6 |
| VMP-55 | 20 | 7/23/2025 | 51.4 | 0.0 | N/A | 53.6 | 0.0 | 33950 | 953 | 32.0 | OVR | 12.8 | 0.4 |
| VMP-55 | 20 | 11/3/2025 | 50.2 | 0.0 | N/A | 50.1 | 0.0 | 21090 | 1425 | 19.5 | OVR | 18.8 | 4.2 |
| VMP-55[8] | 30 | 2/4/2025 | NS | NS | NS | NS | NS | NS | NS | NS | NS | NS | NS |
| VMP-55[8] | 30 | 4/29/2025 | NS | NS | NS | NS | NS | NS | NS | NS | NS | NS | NS |
| VMP-55[8] | 30 | 7/23/2025 | NS | NS | NS | NS | NS | NS | NS | NS | NS | NS | NS |
| VMP-55[8] | 30 | 11/3/2025 | NS | NS | NS | NS | NS | NS | NS | NS | NS | NS | NS |
| VMP-56 | 10 | 2/7/2025 | 50.0 | 0.0 | N/A | 63.1 | 0.0 | 0.0 | 0.0 | 0.0 | 0 | 0.3 | 20.9 |
| VMP-56 | 10 | 5/1/2025 | 50.1 | 0.0 | N/A | 52.9 | 0.0 | 0.0 | 0.0 | 0.0 | 0 | 1.0 | 19.7 |
| VMP-56 | 10 | 7/28/2025 | 51.3 | 0.0 | N/A | 50.3 | 0.0 | 0.0 | 0.0 | 0.0 | 0 | 2.2 | 18.6 |
| VMP-56 | 10 | 11/5/2025 | 50.1 | 0.0 | N/A | 52.6 | 0.0 | 0.0 | 0.0 | 0.0 | 0 | 0.8 | 20.7 |
| VMP-56 | 25 | 2/7/2025 | 50.0 | 0.0 | N/A | 58.5 | 0.0 | 0.0 | 0.0 | 0.0 | 0 | 0.6 | 20.9 |
| VMP-56 | 25 | 5/1/2025 | 50.1 | 0.0 | N/A | 54.9 | 0.0 | 0.0 | 0.0 | 0.0 | 0 | 0.4 | 20.5 |
| VMP-56 | 25 | 7/28/2025 | 53.4 | 0.0 | N/A | 56.8 | 0.0 | 0.0 | 0.0 | 0.0 | 0 | 0.8 | 20.0 |
| VMP-56 | 25 | 11/5/2025 | 50.2 | 0.0 | N/A | 53.8 | 0.0 | 0.0 | 0.0 | 0.0 | 0 | 1.8 | 20.1 |
| VMP-56 | 38.5 | 2/7/2025 | 50.0 | 0.0 | N/A | 57.8 | 0.0 | 270 | 71.3 | 0.1 | 2 | 0.4 | 20.9 |
| VMP-56 | 38.5 | 5/2/2025 | 50.1 | 0.0 | N/A | 61.2 | 0.0 | 342 | 90.3 | 0.3 | 0 | 0.4 | 20.4 |
| VMP-56 | 38.5 | 7/28/2025 | 53.2 | 4.4 | 80.0 | 55.4 | 4.5 | 534470 | 978 | 87.3 | OVR | 11.9 | 0.8 |
| VMP-56 | 38.5 | 11/5/2025 | 50.2 | 2.2 | N/A | 52.2 | 1.2 | 107660 | 2135 | 80.0 | OVR | 7.7 | 13.3 |
| VMP-62 | 5 | 2/3/2025 | 50.0 | 0.0 | N/A | 60.1 | 0.0 | 0.0 | 0.0 | 0.0 | 0 | 1.6 | 19.6 |
| VMP-62 | 5 | 4/28/2025 | 50.1 | 0.0 | N/A | 60.3 | 0.0 | 0.0 | 0.0 | 0.0 | 0 | 2.9 | 18.7 |
| VMP-62 | 5 | 7/22/2025 | 52.1 | 0.0 | N/A | 52.0 | 0.0 | 0.0 | 0.0 | 0.0 | 0 | 8.4 | 11.2 |
| VMP-62 | 5 | 10/31/2025 | 50.0 | 0.0 | N/A | 56.5 | 0.0 | 0.0 | 0.0 | 0.0 | 0 | 5.4 | 16.5 |
| VMP-62 | 10 | 2/3/2025 | 50.1 | 0.0 | N/A | 61.2 | 0.0 | 0.0 | 0.0 | 0.0 | 0 | 3.1 | 19.3 |
| VMP-62 | 10 | 4/28/2025 | 50.1 | 0.0 | N/A | 59.3 | 0.0 | 0.0 | 0.0 | 0.0 | 0 | 2.7 | 19.1 |
| VMP-62 | 10 | 7/22/2025 | 52.8 | 0.0 | N/A | 56.7 | 0.0 | 0.0 | 0.0 | 0.0 | 0 | 6.5 | 13.2 |
| VMP-62 | 10 | 10/31/2025 | 50.1 | N/A | N/A | 59.6 | 0.0 | 0.0 | 0.0 | 0.0 | 0 | 7.1 | 15.9 |
| VMP-62 | 20 | 2/3/2025 | 50.0 | 0.0 | N/A | 59.2 | 0.0 | 0.0 | 0.0 | 0.0 | 0 | 2.9 | 18.9 |
| VMP-62 | 20 | 4/28/2025 | 50.1 | 0.0 | N/A | 58.8 | 0.0 | 0.0 | 0.0 | 0.0 | 0 | 2.2 | 19.7 |
| VMP-62 | 20 | 7/22/2025 | 51.8 | 0.0 | N/A | 50.8 | 0.0 | 0.0 | 0.0 | 0.0 | 0 | 5.0 | 14.4 |
| VMP-62 | 20 | 10/31/2025 | 50.1 | 0.0 | N/A | 55.6 | 0.0 | 0.0 | 0.0 | 0.0 | 0 | 6.0 | 17.2 |

SEE LAST PAGE OF TABLE FOR NOTES

**TABLE 3**
**SOIL VAPOR SAMPLING - TEDLAR® SAMPLING DATA**

| Reading Location | | | Shroud | Tedlar® Bag 1 | | Shroud | Tedlar® Bag 2 | | | | | | |
|---|---|---|---|---|---|---|---|---|---|---|---|---|---|
| Instrument | | | Dielectric | | Landtec | Dielectric | | FID | PID | Landtec | | | |
| Location | Depth | Date | Helium in Shroud Before (%) | Helium Before (%) | $CH_4$ (%) | Helium in Shroud After (%) | Helium After (%) | FID (ppmv) | PID (ppmv) | $CH_4$ (%) | LEL (%) | $CO_2$ (%) | $O_2$ (%) |
| VMP-62 | 30 | 2/3/2025 | 50.2 | 0.0 | N/A | 57.3 | 0.0 | 0.0 | 0.0 | 0.0 | 0 | 2.6 | 17.9 |
| VMP-62 | 30 | 4/28/2025 | 50.2 | 0.0 | N/A | 58.7 | 0.0 | 0.0 | 0.0 | 0.0 | 0 | 2.1 | 19.8 |
| VMP-62 | 30 | 7/22/2025 | 51.6 | 0.0 | N/A | 56.8 | 0.0 | 0.0 | 0.0 | 0.0 | 0 | 2.4 | 16.0 |
| VMP-62 | 30 | 11/4/2025 | 50.2 | 0.0 | N/A | 58.2 | 0.0 | 0.0 | 0.0 | 0.0 | 0 | 4.4 | 18.2 |
| VMP-63 | 5 | 2/5/2025 | 50.1 | 0.0 | N/A | 52.3 | 0.0 | 0.0 | 0.0 | 0.0 | 0 | 0.7 | 20.9 |
| VMP-63 | 5 | 4/28/2025 | 50.2 | 0.0 | N/A | 57.9 | 0.0 | 0.0 | 0.0 | 0.0 | 0 | 0.3 | 20.7 |
| VMP-63 | 5 | 7/22/2025 | 51.4 | 0.0 | N/A | 52.7 | 0.0 | 0.0 | 0.0 | 0.0 | 0 | 0.3 | 20.5 |
| VMP-63 | 5 | 11/4/2025 | 50.1 | 0.0 | N/A | 57.4 | 0.0 | 0.0 | 0.0 | 0.0 | 0 | 0.3 | 20.7 |
| VMP-63 | 10 | 2/5/2025 | 50.0 | 0.0 | N/A | 57.3 | 0.0 | 0.0 | 0.0 | 0.0 | 0 | 0.8 | 20.4 |
| VMP-63 | 10 | 4/28/2025 | 50.3 | 0.0 | N/A | 59.8 | 0.0 | 0.0 | 0.0 | 0.0 | 0 | 0.5 | 20.3 |
| VMP-63 | 10 | 7/22/2025 | 51.6 | 0.0 | N/A | 54.8 | 0.0 | 0.0 | 0.0 | 0.0 | 0 | 0.6 | 19.8 |
| VMP-63 | 10 | 11/4/2025 | 50.1 | 0.0 | N/A | 56.3 | 0.0 | 0.0 | 0.0 | 0.0 | 0 | 0.5 | 20.5 |
| VMP-63 | 20 | 2/5/2025 | 50.0 | 0.0 | N/A | 56.8 | 0.0 | 0.0 | 0.0 | 0.0 | 0 | 1.0 | 20.2 |
| VMP-63 | 20 | 4/28/2025 | 50.1 | 0.0 | N/A | 63.2 | 0.0 | 0.0 | 0.0 | 0.0 | 0 | 0.5 | 20.0 |
| VMP-63 | 20 | 7/22/2025 | 51.4 | 0.0 | N/A | 55.6 | 0.0 | 0.0 | 0.0 | 0.0 | 0 | 0.5 | 19.2 |
| VMP-63 | 20 | 11/4/2025 | 50.1 | 0.0 | N/A | 50.1 | 0.0 | 0.0 | 0.0 | 0.0 | 0 | 0.8 | 20.0 |
| VMP-63 | 30 | 2/5/2025 | 50.0 | 0.0 | N/A | 59.2 | 0.0 | 0.0 | 0.0 | 0.0 | 0 | 1.1 | 20.1 |
| VMP-63 | 30 | 4/28/2025 | 50.4 | 0.0 | N/A | 61.3 | 0.0 | 0.0 | 0.0 | 0.0 | 0 | 0.7 | 19.0 |
| VMP-63 | 30 | 7/22/2025 | 50.8 | 0.0 | N/A | 53.7 | 0.0 | 0.0 | 0.0 | 0.0 | 0 | 0.6 | 18.8 |
| VMP-63 | 30 | 11/4/2025 | 50.1 | 0.0 | N/A | 54.3 | 0.0 | 0.0 | 0.0 | 0.0 | 0 | 1.2 | 19.7 |
| VMP-64 | 5 | 2/3/2025 | 50.1 | 0.0 | N/A | 58.5 | 0.0 | 0.0 | 0.0 | 0.0 | 0 | 2.5 | 19.4 |
| VMP-64 | 5 | 4/25/2025 | 50.1 | 0.0 | N/A | 50.4 | 0.0 | 0.0 | 0.0 | 0.0 | 0 | 0.1 | 19.8 |
| VMP-64 | 5 | 7/21/2025 | 56.4 | 0.0 | N/A | 55.7 | 0.0 | 181 | 0.0 | 0.1 | 2 | 3.1 | 10.2 |
| VMP-64 | 5 | 10/30/2025 | 50.2 | 0.0 | N/A | 56.3 | 0.0 | 0.0 | 0.0 | 0.0 | 0 | 0.5 | 20.8 |
| VMP-64 | 10 | 2/3/2025 | 50.2 | 0.0 | N/A | 57.3 | 0.0 | 0.0 | 0.0 | 0.0 | 0 | 3.6 | 19.2 |
| VMP-64 | 10 | 4/25/2025 | 50.8 | 0.0 | N/A | 54.8 | 0.1 | 0.0 | 0.0 | 0.0 | 0 | 0.6 | 19.6 |
| VMP-64 | 10 | 7/21/2025 | 53.9 | 0.0 | N/A | 55.5 | 0.0 | 5837 | 0.0 | 0.6 | 12 | 3.3 | 12.8 |
| VMP-64 | 10 | 10/30/2025 | 50.1 | 0.0 | N/A | 54.7 | 0.0 | 0.0 | 0.0 | 0.0 | 0 | 1.8 | 20.3 |
| VMP-64 | 20 | 2/3/2025 | 50.1 | 0.0 | N/A | 55.1 | 0.0 | 0.0 | 0.0 | 0.0 | 0 | 4.6 | 19.8 |
| VMP-64 | 20 | 4/25/2025 | 50.8 | 0.0 | N/A | 57.9 | 0.0 | 3.8 | 0.0 | 0.0 | 0 | 2.6 | 18.2 |
| VMP-64 | 20 | 7/21/2025 | 52.2 | 0.0 | N/A | 50.1 | 0.0 | 2964 | 0.0 | 0.4 | 8 | 3.5 | 16.3 |
| VMP-64 | 20 | 10/30/2025 | 50.1 | 0.0 | N/A | 54.9 | 0.0 | 0.0 | 0.0 | 0.0 | 0 | 4.5 | 18.6 |
| VMP-64[8] | 28 | 2/3/2025 | NS | NS | NS | NS | NS | NS | NS | NS | NS | NS | NS |
| VMP-64[8] | 28 | 4/25/2025 | NS | NS | NS | NS | NS | NS | NS | NS | NS | NS | NS |
| VMP-64[8] | 28 | 7/21/2025 | NS | NS | NS | NS | NS | NS | NS | NS | NS | NS | NS |
| VMP-64[8] | 28 | 10/30/2025 | NS | NS | NS | NS | NS | NS | NS | NS | NS | NS | NS |

Notes:
1. OVR is used to indicate a reading over range for the FID, PID, or Landtec.
2. N/A is used to indicate that a reading was not collected because it was unnecessary (i.e., $CH_4$ on Tedlar® Bag 1 if helium in Bag was minimal).
3. NM is used to indicate that a reading was not measured.
4. NS is used to indicate that a reading was not collected because the port could not be sampled.
5. FID readings were taken with a TVA-2020. When oxygen concentrations were <14%, or when the sample put the flame out, a dilution tip was used when analyzing samples with the FID.
   The dilution tip introduces ambient air in a 10:1 ratio to the sample, which requires the sample readings to be multiplied by 10 to get the actual value.
   The FID readings in this table illustrate the actual FID values that were represented in each sample.
6. Negative readings on the FID are recorded as zero.
7. VMP not sampled due to port integrity.
8. VMP not sampled because screen submerged below water table, capillary fringe, or a temporary water condition.
9. VMP re-sampled due to elevated helium readings (>10% of shroud) in canister at the laboratory.
10. VMP not sampled because it was inaccessible due to parking or nearby operations.
11. VMP re-sampled due to anomalous results in the initial sample.
12. VMP re-sampled due to issues with the canister after arriving at the laboratory.

**TABLE 4**
**SOIL VAPOR SCREENING CRITERIA**

| Chemical | Residential ($mg/m^3$) | Industrial/ Commercial ($mg/m^3$) |
|---|---|---|
| **TO-15 Analytes** | | |
| Acetone | 750,000 | 750,000 |
| Benzene | 0.37 | 2.8 |
| Bromodichloromethane | 450,000 | 450,000 |
| Bromoform | 11.0 | 52.0 |
| Bromomethane | 6.9 | 42.0 |
| 1,3-Butadiene | | |
| 2-Butanone | 6,400 | 40,000 |
| Carbon disulfide | 780 | 5,300 |
| Carbon tetrachloride | 0.21 | 1.5 |
| Chlorobenzene | 69.0 | 420 |
| Chlorodibromomethane | 57,000 | 57,000 |
| Chloroethane | | |
| Chloroform | 0.11 | 0.92 |
| Chloromethane | | |
| Allyl chloride (3-Chloropropene) | | |
| alpha-Chlorotoluene | | |
| Cyclohexane | | |
| 1,2-Dibromo-3-chloropropane (DBCP) | 0.0012 | 0.0062 |
| 1,2-Dibromoethane (EDB) | 0.0078 | 0.048 |
| 1,2-Dichlorobenzene | 290 | 1,700 |
| 1,3-Dichlorobenzene | | |
| 1,4-Dichlorobenzene | 1,200 | 6,800 |
| Dichlorodifluoromethane (Freon 12) | 270 | 1,700 |
| 1,1-Dichloroethane | 690 | 4,200 |
| 1,2-Dichloroethane | 0.099 | 0.81 |
| 1,1-Dichloroethene | 240 | 1,600 |
| cis-1,2-Dichloroethene | 1,100,000 | 1,100,000 |
| trans-1,2-Dichloroethene | 85.0 | 510 |
| Dichloromethane (Methylene chloride) | 5.6 | 45.0 |
| 1,2-Dichloropropane | 0.31 | 2.3 |
| cis-1,3-Dichloropropene | 0.9 | 6.2 |
| trans-1,3-Dichloropropene | 0.9 | 6.2 |
| 1,4-Dioxane | 0.22 | 2.3 |
| Ethanol | | |
| Ethylbenzene | 1.3 | 9.3 |
| 4-Ethyltoluene | | |
| Freon 113 | | |
| Freon 114 | | |
| Heptane | | |
| Hexachlorobutadiene | | |
| Hexane | | |
| 2-Hexanone (Methyl N-Butyl Ketone) | | |
| Isopropylbenzene (Cumene) | 600 | 3,500 |
| 4-Methyl-2-pentanone (Methyl Isobutyl Ketone) | | |
| Methyl tert-Butyl Ether (MTBE) | 3,700 | 24,000 |
| n-Propylbenzene | | |
| 2-Propanol | | |
| Styrene | 1,400 | 8,500 |
| Tetrachloroethene | 0.55 | 4.0 |
| 1,1,2,2-Tetrachloroethane | | |
| Tetrahydrofuran | | |
| Toluene | 6,200 | 40,000 |
| 1,2,4-Trichlorobenzene | 5.4 | 25.0 |
| Trichloroethene | 1.5 | 12.0 |
| 1,1,1-Trichloroethane (Methyl chloroform) | 6,600 | 41,000 |
| 1,1,2-Trichloroethane | 170,000 | 170,000 |
| Trichloroflouromethane (Freon 11) | 860 | 5,600 |
| 1,2,4-Trimethylbenzene | | |
| 1,3,5-Trimethylbenzene | | |
| 2,2,4-Trimethylpentane | | |
| Vinyl chloride | 0.29 | 4.8 |
| Xylenes (total) | 140 | 840 |
| m,p-Xylene | 130 | 820 |
| o-Xylenes | 120 | 790 |

**Note:**

1. Screening criteria source: Illinois Pollution Control Board, Tiered Approach to Corrective Action (TACO) Title 35 - Subtitle G; Chapter I, Subchapter f; Part 742; Appendix B, Table H: Tier 1 Indoor Inhalation Remediation Objectives for Residential and Industrial/Commercial Properties for the Diffusion and Advection Exposure Route, July 15, 2013.

2. Blank cells indicate that chemical does not have screening criteria.

SEE LAST PAGE OF TABLE FOR NOTES

# TABLE 5
## HISTORICAL SUMMARY OF SOIL VAPOR ANALYTICAL DETECTIONS AND SCREENING RESULTS: VILLAGE - VOCS

| | | | | Benzene | | | Bromodichloromethane | | | Butane | | | Carbon Tetrachloride | | | Chlorobenzene | | | Chloroform | | | Dichlorodifluoromethane | | | Dichloromethane (Methylene Chloride) | | |
|---|---|---|---|---|---|---|---|---|---|---|---|---|---|---|---|---|---|---|---|---|---|---|---|---|---|---|---|
| Residential Screening Criteria (mg/m$^3$) | | | | 0.37 | | | 450000 | | | | | | 0.21 | | | 69 | | | 0.11 | | | 270 | | | 5.6 | | |
| Location | Depth (ft bgs) | Sample ID | Sample Date | Result (mg/m$^3$) | Lab Quals | AECOM Quals | Result (mg/m$^3$) | Lab Quals | AECOM Quals | Result (mg/m$^3$) | Lab Quals | AECOM Quals | Result (mg/m$^3$) | Lab Quals | AECOM Quals | Result (mg/m$^3$) | Lab Quals | AECOM Quals | Result (mg/m$^3$) | Lab Quals | AECOM Quals | Result (mg/m$^3$) | Lab Quals | AECOM Quals | Result (mg/m$^3$) | Lab Quals | AECOM Quals |
| VMP-1 | 5 | VMP-1-5-020525 | 2/5/2025 | < 0.0029 | U | | < 0.0060 | U | | 0.0098 | | | < 0.0057 | U | | < 0.0041 | U | | < 0.0044 | U | | 0.0025 | J | | < 0.031 | U | |
| VMP-1 | 5 | VMP-1-5-042925 | 4/29/2025 | < 0.0035 | U | | < 0.0073 | U | | 0.0054 | J | | < 0.0069 | U | | < 0.0050 | U | | < 0.0053 | U | | 0.0018 | J | | < 0.038 | J | U |
| VMP-1 | 5 | VMP-1-5-042925-DUP | 4/29/2025 | < 0.0034 | U | | < 0.0072 | U | | 0.0052 | J | | < 0.0068 | U | | < 0.0050 | U | | < 0.0053 | U | | 0.0019 | J | | < 0.038 | J | U |
| VMP-1 | 5 | VMP-1-5-072425 | 7/24/2025 | 0.00078 | J | | < 0.0072 | U | | < 0.01 | U | | < 0.0067 | U | | < 0.0049 | U | | 0.0012 | J | | 0.0023 | J | | < 0.037 | U | |
| VMP-1 | 5 | VMP-1-5-102825 | 10/28/2025 | < 0.0033 | U | | < 0.0069 | U | | < 0.0098 | U | | < 0.0065 | U | | < 0.0047 | U | | < 0.0050 | U | | 0.0018 | J | | < 0.036 | U | |
| VMP-1 | 8.5 | VMP-1-8.5-020525 | 2/5/2025 | 0.00068 | J | | < 0.0066 | U | | 0.014 | | | < 0.0062 | U | | < 0.0045 | U | | < 0.0048 | U | | 0.0025 | J | | < 0.034 | U | |
| VMP-1 | 8.5 | VMP-1-8.5-043025 | 4/30/2025 | 0.00061 | J | | < 0.0064 | U | | < 0.0091 | U | | < 0.0060 | U | | < 0.0044 | U | | < 0.0047 | U | | 0.0019 | J | | < 0.033 | U | |
| VMP-1 | 8.5 | VMP-1-8.5-072425 | 7/24/2025 | 0.0027 | J | | < 0.0072 | U | | < 0.01 | U | | < 0.0067 | U | | < 0.0049 | U | | 0.0011 | J | | 0.0024 | J | | < 0.037 | U | |
| VMP-1 | 8.5 | VMP-1-8.5-102825 | 10/28/2025 | < 0.0032 | U | | < 0.0068 | U | | < 0.0096 | U | | < 0.0064 | U | | < 0.0046 | U | | < 0.0049 | U | | 0.0024 | J | | < 0.035 | U | |
| VMP-1 | 38.5 | VMP-1-38.5-020525 | 2/5/2025 | 0.00091 | J | | < 0.0061 | U | | 0.027 | | | < 0.0057 | U | | < 0.0042 | U | | < 0.0044 | U | | 0.0024 | J | | < 0.031 | U | |
| VMP-1 | 38.5 | VMP-1-38.5-043025 | 4/30/2025 | < 0.0032 | U | | < 0.0067 | U | | < 0.0095 | U | | < 0.0063 | U | | < 0.0046 | U | | < 0.0048 | U | | 0.0020 | J | | < 0.034 | U | |
| VMP-1 | 38.5 | VMP-1-38.5-072425 | 7/24/2025 | 0.0035 | | | < 0.0072 | U | | < 0.01 | U | | < 0.0067 | U | | < 0.0049 | U | | < 0.0052 | U | | 0.0024 | J | | < 0.037 | U | |
| VMP-2 | 5 | VMP-2-5-020725 | 2/7/2025 | < 0.0035 | U | | < 0.0073 | U | | < 0.01 | U | | < 0.0068 | U | | < 0.0050 | U | | < 0.0053 | U | | 0.0024 | J | | < 0.038 | U | |
| VMP-2 | 5 | VMP-2-5-050125 | 5/1/2025 | < 0.0035 | U | | < 0.0074 | U | | < 0.01 | U | | < 0.0069 | U | | < 0.0051 | U | | < 0.0054 | U | | 0.0017 | J | | < 0.038 | U | |
| VMP-2 | 5 | VMP-2-5-050125-DUP | 5/1/2025 | < 0.0035 | U | | < 0.0074 | U | | < 0.01 | U | | < 0.0070 | U | | < 0.0051 | U | | < 0.0054 | U | | 0.0018 | J | | < 0.038 | U | |
| VMP-2 | 5 | VMP-2-5-072925 | 7/29/2025 | 0.0047 | | | < 0.0076 | U | | 0.085 | | | < 0.0072 | U | | < 0.0052 | U | | < 0.0056 | U | | 0.0022 | J | | < 0.04 | U | |
| VMP-2 | 5 | VMP-2-5-110425 | 11/4/2025 | < 0.0033 | U | | < 0.0069 | U | | < 0.0098 | U | | < 0.0065 | U | | < 0.0047 | U | | < 0.0050 | U | | 0.0022 | J | | < 0.036 | U | |
| VMP-2 | 5 | VMP-2-5-110425-DUP | 11/4/2025 | < 0.0033 | U | | < 0.0070 | U | | 0.0062 | J | | < 0.0066 | U | | < 0.0048 | U | | < 0.0051 | U | | 0.0025 | J | | < 0.036 | U | |
| VMP-2 | 8.5 | VMP-2-8.5-032125 | 3/21/2025 | 0.00059 | J | | 0.0017 | J | | < 0.01 | U | | < 0.0066 | U | | < 0.0048 | U | | 0.0038 | J | | 0.0023 | J | | < 0.037 | U | |
| VMP-2 | 8.5 | VMP-2-8.5-050125 | 5/1/2025 | < 0.0033 | U | | 0.0024 | J | | < 0.0099 | U | | < 0.0065 | U | | < 0.0048 | U | | 0.0046 | J | | 0.0019 | J | | < 0.036 | U | |
| VMP-2 | 8.5 | VMP-2-8.5-072925 | 7/29/2025 | < 0.0032 | U | | 0.0074 | | | 0.25 | | | < 0.0064 | U | | < 0.0046 | U | | 0.011 | | | 0.0019 | J | | 0.0019 | J | |
| VMP-2 | 8.5 | VMP-2-8.5-110425 | 11/4/2025 | < 0.0034 | U | | < 0.0072 | U | | < 0.01 | U | | < 0.0067 | U | | < 0.0049 | U | | < 0.0052 | U | | 0.0024 | J | | < 0.037 | U | |
| VMP-2 | 22 | VMP-2-22-020725 | 2/7/2025 | < 0.0032 | U | | 0.0020 | J | | < 0.0096 | U | | < 0.0063 | U | | < 0.0046 | U | | 0.0040 | J | | 0.0026 | J | | < 0.035 | U | |
| VMP-2 | 22 | VMP-2-22-050125 | 5/1/2025 | < 0.0034 | U | | 0.0069 | J | | < 0.01 | U | | < 0.0067 | U | | < 0.0049 | U | | 0.01 | | | 0.0016 | J | | < 0.037 | U | |
| VMP-2 | 22 | VMP-2-22-072925 | 7/29/2025 | < 0.0033 | U | | 0.012 | | | < 0.0098 | U | | < 0.0065 | U | | < 0.0047 | U | | 0.02 | | | 0.0020 | J | | < 0.036 | U | |
| VMP-2 | 22 | VMP-2-22-110425 | 11/4/2025 | < 0.0034 | U | | 0.0026 | J | | < 0.01 | U | | < 0.0067 | U | | < 0.0049 | U | | 0.0034 | J | | 0.0025 | J | | < 0.037 | U | |
| VMP-2 | 42 | VMP-2-42-020725 | 2/7/2025 | < 65 | U | | < 140 | U | | 16000 | | | < 130 | U | | < 94 | U | | < 100 | U | | < 100 | U | | < 280 | U | |
| VMP-2 | 42 | VMP-2-42-050225 | 5/2/2025 | < 200 | U | | < 420 | U | | 10000 | | | < 390 | U | | < 280 | U | | < 300 | U | | < 310 | U | | < 860 | U | |
| VMP-2 | 42 | VMP-2-42-072825 | 7/28/2025 | < 540 | U | | < 1100 | U | | 20000 | | | < 1100 | U | | < 780 | U | | < 830 | U | | < 840 | U | | < 2400 | U | |
| VMP-3 | 5 | VMP-3-5-021025 | 2/10/2025 | < 0.0033 | U | | < 0.0069 | U | | < 0.0097 | U | | < 0.0064 | U | | < 0.0047 | U | | < 0.0050 | U | | 0.0024 | J | | < 0.036 | U | |
| VMP-3 | 5 | VMP-3-5-050125 | 5/1/2025 | < 0.0034 | U | | < 0.0072 | U | | < 0.01 | U | | < 0.0067 | U | | < 0.0049 | U | | < 0.0052 | U | | 0.0016 | J | | < 0.037 | U | |
| VMP-3 | 5 | VMP-3-5-072925 | 7/29/2025 | < 0.0032 | U | | < 0.0066 | U | | < 0.0094 | U | | < 0.0062 | U | | < 0.0046 | U | | < 0.0048 | U | | 0.0019 | J | | < 0.034 | U | |
| VMP-3 | 5 | VMP-3-5-072925-DUP | 7/29/2025 | < 0.0032 | U | | < 0.0068 | U | | < 0.0096 | U | | < 0.0064 | U | | < 0.0046 | U | | < 0.0049 | U | | 0.0020 | J | | < 0.035 | U | |
| VMP-3 | 5 | VMP-3-5-110625 | 11/6/2025 | < 0.0034 | U | | < 0.0072 | U | | 0.0036 | J | | < 0.0067 | U | | < 0.0049 | U | | < 0.0052 | U | | 0.0022 | J | | < 0.037 | U | |
| VMP-3 | 10 | VMP-3-10-021025 | 2/10/2025 | < 0.0033 | U | | < 0.0070 | U | | < 0.0099 | U | | < 0.0065 | U | | < 0.0048 | U | | < 0.0051 | U | | 0.0024 | J | | < 0.036 | U | |
| VMP-3 | 10 | VMP-3-10-050125 | 5/1/2025 | < 0.0034 | U | | < 0.0072 | U | | < 0.01 | U | | < 0.0067 | U | | < 0.0049 | U | | < 0.0052 | U | | 0.0018 | J | | < 0.037 | U | |
| VMP-3 | 10 | VMP-3-10-072925 | 7/29/2025 | 0.0012 | J | | < 0.0073 | U | | < 0.01 | U | | < 0.0069 | U | | < 0.0050 | U | | 0.0018 | J | | 0.0020 | J | | < 0.038 | U | |
| VMP-3 | 10 | VMP-3-10-110625 | 11/6/2025 | < 0.0035 | U | | < 0.0073 | U | | < 0.01 | U | | < 0.0069 | U | | < 0.0050 | U | | 0.0039 | J | | 0.0022 | J | | < 0.038 | U | |
| VMP-3 | 22 | VMP-3-22-021025 | 2/10/2025 | < 0.0033 | U | | < 0.0069 | U | | < 0.0097 | U | | < 0.0064 | U | | < 0.0047 | U | | 0.0039 | J | | 0.0024 | J | | < 0.036 | U | |
| VMP-3 | 22 | VMP-3-22-050125 | 5/1/2025 | < 0.0034 | U | | < 0.0072 | U | | < 0.01 | U | | < 0.0068 | U | | < 0.0050 | U | | 0.0020 | J | | 0.0017 | J | | < 0.038 | U | |
| VMP-3 | 22 | VMP-3-22-072925 | 7/29/2025 | 0.0013 | J | | < 0.0069 | U | | < 0.0098 | U | | < 0.0065 | U | | < 0.0047 | U | | 0.014 | | | 0.0022 | J | | < 0.036 | U | |
| VMP-3 | 22 | VMP-3-22-110625 | 11/6/2025 | 0.0015 | J | | < 0.0072 | U | | < 0.01 | U | | < 0.0068 | U | | < 0.0050 | U | | 0.0065 | | | 0.0023 | J | | < 0.038 | U | |
| VMP-3 | 31.5 | VMP-3-31.5-021125 | 2/11/2025 | 0.00080 | J | | < 0.0072 | U | | 0.0028 | J | | < 0.0068 | U | | < 0.0049 | U | | 0.0015 | J | | 0.0025 | J | | < 0.037 | U | |
| VMP-3 | 31.5 | VMP-3-31.5-050125 | 5/1/2025 | < 0.0035 | U | | < 0.0073 | U | | < 0.01 | U | | < 0.0068 | U | | < 0.0050 | U | | 0.0012 | J | | 0.0016 | J | | < 0.038 | U | |
| VMP-3 | 31.5 | VMP-3-31.5-072925 | 7/29/2025 | 0.0017 | J | | < 0.0073 | U | | 0.0033 | J | | < 0.0069 | U | | < 0.0050 | U | | 0.0020 | J | | 0.0024 | J | | 0.0019 | J | |
| VMP-3 | 31.5 | VMP-3-31.5-121925 | 12/19/2025 | 0.0012 | J | | < 0.0068 | U | | 0.0044 | J | | < 0.0064 | U | | < 0.0047 | U | | 0.0019 | J | | 0.0024 | J | | < 0.0070 | U | |
| VMP-3 | 39 | VMP-3-39-050125 | 5/1/2025 | < 0.024 | U | | < 0.05 | U | | 1.4 | | | < 0.046 | U | | < 0.034 | U | | 0.047 | | | < 0.036 | U | | < 0.26 | U | |
| VMP-3 | 39 | VMP-3-39-072825 | 7/28/2025 | < 7.4 | U | | < 16 | U | | 200 | | | < 15 | U | | < 11 | U | | < 11 | U | | < 12 | U | | < 32 | U | |
| VMP-4 | 5 | VMP-4-5-021025 | 2/10/2025 | < 0.0031 | U | | < 0.0066 | U | | < 0.0093 | U | | < 0.0062 | U | | < 0.0045 | U | | < 0.0048 | U | | 0.0028 | J | | < 0.034 | U | |
| VMP-4 | 5 | VMP-4-5-042925 | 4/29/2025 | < 0.0035 | U | | < 0.0073 | U | | < 0.01 | U | | < 0.0069 | U | | < 0.0050 | U | | < 0.0053 | U | | 0.0019 | J | | < 0.038 | J | U |
| VMP-4 | 5 | VMP-4-5-073025 | 7/30/2025 | < 0.0036 | U | | < 0.0077 | U | | < 0.011 | U | | < 0.0072 | U | | < 0.0053 | U | | < 0.0056 | U | | 0.0023 | J | | < 0.04 | U | |
| VMP-4 | 5 | VMP-4-5-110425 | 11/4/2025 | < 0.0036 | U | | < 0.0075 | U | | < 0.011 | U | | < 0.0070 | U | | < 0.0051 | U | | < 0.0054 | U | | 0.0024 | J | | < 0.039 | U | |
| VMP-4 | 12 | VMP-4-12-021025 | 2/10/2025 | < 0.0033 | U | | < 0.0070 | U | | < 0.0099 | U | | < 0.0065 | U | | < 0.0048 | U | | < 0.0051 | U | | 0.0025 | J | | < 0.036 | U | |
| VMP-4 | 12 | VMP-4-12-042925 | 4/29/2025 | < 0.0034 | U | | < 0.0071 | U | | < 0.01 | U | | < 0.0067 | U | | < 0.0049 | U | | < 0.0052 | U | | 0.0018 | J | | < 0.037 | J | U |
| VMP-4 | 12 | VMP-4-12-042925-DUP | 4/29/2025 | < 0.0031 | U | | < 0.0065 | U | | < 0.0093 | U | | < 0.0061 | U | | < 0.0045 | U | | < 0.0048 | U | | 0.0019 | J | | < 0.034 | J | U |
| VMP-4 | 12 | VMP-4-12-073025 | 7/30/2025 | < 0.0034 | U | | < 0.0072 | U | | < 0.01 | U | | < 0.0068 | U | | < 0.0050 | U | | 0.0022 | J | | 0.0018 | J | | < 0.038 | U | |
| VMP-4 | 12 | VMP-4-12-110425 | 11/4/2025 | < 0.0032 | U | | < 0.0068 | U | | < 0.0096 | U | | < 0.0064 | U | | < 0.0046 | U | | < 0.0049 | U | | 0.0026 | J | | < 0.035 | U | |
| VMP-4 | 12 | VMP-4-12-110425-DUP | 11/4/2025 | < 0.0034 | U | | < 0.0072 | U | | < 0.01 | U | | < 0.0067 | U | | < 0.0049 | U | | < 0.0052 | U | | 0.0024 | J | | < 0.037 | U | |

# TABLE 5
## HISTORICAL SUMMARY OF SOIL VAPOR ANALYTICAL DETECTIONS AND SCREENING RESULTS: VILLAGE - VOCS

| | | | | Benzene | | | Bromodichloromethane | | | Butane | | | Carbon Tetrachloride | | | Chlorobenzene | | | Chloroform | | | Dichlorodifluoromethane | | | Dichloromethane (Methylene Chloride) | | |
|---|---|---|---|---|---|---|---|---|---|---|---|---|---|---|---|---|---|---|---|---|---|---|---|---|---|---|---|
| Residential Screening Criteria (mg/m$^3$) | | | | 0.37 | | | 450000 | | | | | | 0.21 | | | 69 | | | 0.11 | | | 270 | | | 5.6 | | |
| Location | Depth (ft bgs) | Sample ID | Sample Date | Result (mg/m$^3$) | Lab Quals | AECOM Quals | Result (mg/m$^3$) | Lab Quals | AECOM Quals | Result (mg/m$^3$) | Lab Quals | AECOM Quals | Result (mg/m$^3$) | Lab Quals | AECOM Quals | Result (mg/m$^3$) | Lab Quals | AECOM Quals | Result (mg/m$^3$) | Lab Quals | AECOM Quals | Result (mg/m$^3$) | Lab Quals | AECOM Quals | Result (mg/m$^3$) | Lab Quals | AECOM Quals |
| VMP-4 | 23.5 | VMP-4-23.5-021025 | 2/10/2025 | < 0.0032 | U | | < 0.0068 | U | | 0.0064 | J | | < 0.0064 | U | | < 0.0046 | U | | 0.012 | | | 0.0023 | J | | < 0.035 | U | |
| VMP-4 | 23.5 | VMP-4-23.5-043025 | 4/30/2025 | < 0.0032 | U | | < 0.0067 | U | | < 0.0096 | U | | < 0.0063 | U | | < 0.0046 | U | | 0.0041 | J | | 0.0016 | J | | < 0.035 | U | |
| VMP-4 | 23.5 | VMP-4-23.5-073025 | 7/30/2025 | < 0.0036 | U | | < 0.0076 | U | | < 0.011 | U | | < 0.0071 | U | | < 0.0052 | U | | < 0.0055 | U | | 0.0021 | J | | 0.0020 | J | |
| VMP-4 | 23.5 | VMP-4-23.5-110425 | 11/4/2025 | < 0.0033 | U | | < 0.0069 | U | | < 0.0098 | U | | < 0.0065 | U | | < 0.0048 | U | | < 0.0050 | U | | 0.0021 | J | | < 0.036 | U | |
| VMP-5 | 5 | VMP-5-5-020525 | 2/5/2025 | < 0.0031 | U | | < 0.0065 | U | | < 0.0092 | U | | < 0.0061 | U | | < 0.0045 | U | | < 0.0047 | U | | 0.0024 | J | | < 0.034 | U | |
| VMP-5 | 5 | VMP-5-5-042825 | 4/28/2025 | < 0.0034 | U | | < 0.0072 | U | | < 0.01 | U | | < 0.0067 | U | | < 0.0049 | U | | < 0.0052 | U | | 0.0018 | J | | < 0.037 | J | U |
| VMP-5 | 5 | VMP-5-5-072325 | 7/23/2025 | < 0.0034 | U | | < 0.0072 | U | | < 0.01 | U | | < 0.0067 | U | | < 0.0049 | U | | < 0.0052 | U | | 0.0022 | J | | < 0.037 | U | |
| VMP-5 | 5 | VMP-5-5-103125 | 10/31/2025 | < 0.0036 | U | | < 0.0075 | U | | < 0.011 | U | | < 0.0070 | U | | < 0.0051 | U | | < 0.0054 | U | | 0.0023 | J | | < 0.039 | U | |
| VMP-5 | 12.5 | VMP-5-12.5-020525 | 2/5/2025 | < 0.0031 | U | | < 0.0065 | U | | < 0.0092 | U | | < 0.0061 | U | | < 0.0045 | U | | < 0.0047 | U | | 0.0028 | J | | < 0.034 | U | |
| VMP-5 | 12.5 | VMP-5-12.5-042825 | 4/28/2025 | < 0.0035 | U | | < 0.0074 | U | | < 0.01 | U | | < 0.0070 | U | | < 0.0051 | U | | < 0.0054 | U | | 0.0018 | J | | < 0.038 | J | U |
| VMP-5 | 12.5 | VMP-5-12.5-072325 | 7/23/2025 | < 0.0032 | U | | < 0.0066 | U | | < 0.0094 | U | | < 0.0062 | U | | < 0.0046 | U | | < 0.0048 | U | | 0.0022 | J | | < 0.034 | U | |
| VMP-5 | 12.5 | VMP-5-12.5-103125 | 10/31/2025 | < 0.0031 | U | | < 0.0066 | U | | < 0.0093 | U | UJ | < 0.0062 | U | | < 0.0045 | U | | < 0.0048 | U | | 0.0018 | J | | < 0.034 | U | |
| VMP-5 | 31 | VMP-5-31-020525 | 2/5/2025 | < 0.0031 | U | | < 0.0065 | U | | < 0.0092 | U | | < 0.0061 | U | | < 0.0045 | U | | 0.0051 | | | 0.0051 | | | < 0.034 | U | |
| VMP-5 | 31 | VMP-5-31-042825 | 4/28/2025 | < 0.0032 | U | | < 0.0068 | U | | < 0.0096 | U | | < 0.0064 | U | | < 0.0046 | U | | 0.0031 | J | | < 0.0050 | U | | < 0.035 | J | U |
| VMP-5 | 31 | VMP-5-31-042825-DUP | 4/28/2025 | < 0.0034 | U | | < 0.0072 | U | | < 0.01 | U | | < 0.0068 | U | | < 0.0050 | U | | 0.0034 | J | | < 0.0053 | U | | < 0.038 | J | U |
| VMP-5 | 31 | VMP-5-31-072325 | 7/23/2025 | < 0.0032 | U | | < 0.0067 | U | | < 0.0095 | U | | < 0.0063 | U | | < 0.0046 | U | | 0.0033 | J | | 0.0034 | J | | < 0.034 | U | |
| VMP-5 | 31 | VMP-5-31-103125 | 10/31/2025 | < 0.0035 | U | | < 0.0074 | U | | < 0.01 | U | UJ | < 0.0069 | U | | < 0.0051 | U | | 0.0033 | J | | 0.0022 | J | | < 0.038 | U | |
| VMP-5 | 40 | VMP-5-40-020525 | 2/5/2025 | < 0.0031 | U | | < 0.0065 | U | | < 0.0092 | U | | < 0.0061 | U | | < 0.0045 | U | | 0.0044 | J | | 0.0074 | | | < 0.034 | U | |
| VMP-5 | 40 | VMP-5-40-042825 | 4/28/2025 | 0.00070 | J | | < 0.0072 | U | | < 0.01 | U | | < 0.0067 | U | | < 0.0049 | U | | 0.0036 | J | | < 0.0053 | U | | < 0.037 | J | U |
| VMP-5 | 40 | VMP-5-40-072325 | 7/23/2025 | 0.0013 | J | | < 0.0075 | U | | < 0.011 | U | | < 0.0071 | U | | < 0.0052 | U | | 0.0043 | J | | 0.0029 | J | | < 0.039 | U | |
| VMP-5 | 40 | VMP-5-40-103125 | 10/31/2025 | < 0.0035 | U | | < 0.0073 | U | | < 0.01 | U | UJ | < 0.0068 | U | | < 0.0050 | U | | 0.0038 | J | | 0.0022 | J | | < 0.038 | U | |
| VMP-5 | 40 | VMP-5-40-103125-DUP | 10/31/2025 | < 0.0037 | U | | < 0.0077 | U | | < 0.011 | UJ | UJ | < 0.0073 | U | | < 0.0053 | U | | 0.0038 | J | | < 0.0057 | U | | < 0.04 | U | |
| VMP-6 | 5 | VMP-6-5-021025 | 2/10/2025 | < 0.0032 | U | | < 0.0068 | U | | < 0.0096 | U | | < 0.0064 | U | | < 0.0047 | U | | < 0.0050 | U | | 0.0027 | J | | < 0.035 | U | |
| VMP-6 | 5 | VMP-6-5-043025 | 4/30/2025 | < 0.0031 | U | | < 0.0065 | U | | < 0.0092 | U | | < 0.0061 | U | | < 0.0045 | U | | < 0.0047 | U | | 0.0018 | J | | < 0.034 | U | |
| VMP-6 | 5 | VMP-6-5-072925 | 7/29/2025 | < 0.0036 | U | | < 0.0076 | U | | < 0.011 | U | | < 0.0071 | U | | < 0.0052 | U | | < 0.0055 | U | | 0.0026 | J | | < 0.039 | U | |
| VMP-6 | 5 | VMP-6-5-110425 | 11/4/2025 | < 0.0038 | U | | < 0.0079 | U | | < 0.011 | U | | < 0.0074 | U | | < 0.0054 | U | | < 0.0058 | U | | < 0.0058 | U | | < 0.041 | U | |
| VMP-6 | 10 | VMP-6-10-021025 | 2/10/2025 | < 0.0031 | U | | < 0.0065 | U | | < 0.0093 | U | | < 0.0061 | U | | < 0.0045 | U | | < 0.0048 | U | | 0.0023 | J | | < 0.034 | U | |
| VMP-6 | 10 | VMP-6-10-021025-DUP | 2/10/2025 | < 0.0033 | U | | < 0.0069 | U | | < 0.0098 | U | | < 0.0065 | U | | < 0.0048 | U | | < 0.0050 | U | | 0.0024 | J | | < 0.036 | U | |
| VMP-6 | 10 | VMP-6-10-043025 | 4/30/2025 | < 0.0032 | U | | < 0.0068 | U | | < 0.0096 | U | | < 0.0064 | U | | < 0.0046 | U | | < 0.0049 | U | | 0.0018 | J | | < 0.035 | U | |
| VMP-6 | 10 | VMP-6-10-072925 | 7/29/2025 | < 0.0030 | U | | < 0.0064 | U | | < 0.0090 | U | | < 0.0060 | U | | < 0.0044 | U | | 0.0040 | J | | 0.0026 | J | | < 0.033 | U | |
| VMP-6 | 10 | VMP-6-10-110425 | 11/4/2025 | < 0.0033 | U | | < 0.0070 | U | | < 0.0099 | U | | < 0.0065 | U | | < 0.0048 | U | | 0.0022 | J | | 0.0017 | J | | < 0.036 | U | |
| VMP-6 | 31.5 | VMP-6-31.5-021025 | 2/10/2025 | < 0.0032 | U | | < 0.0068 | U | | < 0.0096 | U | | < 0.0064 | U | | < 0.0046 | U | | 0.0010 | J | | 0.0024 | J | | < 0.035 | U | |
| VMP-6 | 31.5 | VMP-6-31.5-043025 | 4/30/2025 | < 0.0031 | U | | < 0.0065 | U | | < 0.0092 | U | | < 0.0061 | U | | < 0.0045 | U | | < 0.0047 | U | | 0.0015 | J | | < 0.034 | U | |
| VMP-6 | 31.5 | VMP-6-31.5-043025-DUP | 4/30/2025 | < 0.0030 | U | | < 0.0063 | U | | < 0.0089 | U | | < 0.0059 | U | | < 0.0043 | U | | < 0.0046 | U | | 0.0015 | J | | < 0.033 | U | |
| VMP-6 | 31.5 | VMP-6-31.5-072925 | 7/29/2025 | < 0.0034 | U | | < 0.0071 | U | | < 0.01 | U | | < 0.0067 | U | | < 0.0049 | U | | 0.0025 | J | | 0.0022 | J | | 0.0019 | J | |
| VMP-6 | 31.5 | VMP-6-31.5-110425 | 11/4/2025 | < 0.0032 | U | | < 0.0067 | U | | < 0.0095 | U | | < 0.0063 | U | | < 0.0046 | U | | 0.0018 | J | | 0.0018 | J | | < 0.034 | U | |
| VMP-6 | 31.5 | VMP-6-31.5-110425-DUP | 11/4/2025 | < 0.0034 | U | | < 0.0071 | U | | < 0.01 | U | | < 0.0066 | U | | < 0.0048 | U | | 0.0020 | J | | < 0.0052 | U | | < 0.037 | U | |
| VMP-6 | 39 | VMP-6-39-021025 | 2/10/2025 | < 0.0032 | U | | < 0.0067 | U | | < 0.0095 | U | | < 0.0063 | U | | < 0.0046 | U | | 0.0011 | J | | 0.0023 | J | | < 0.034 | U | |
| VMP-6 | 39 | VMP-6-39-043025 | 4/30/2025 | < 0.0033 | U | | < 0.0069 | U | | < 0.0098 | U | | < 0.0065 | U | | < 0.0048 | U | | < 0.0050 | U | | 0.0015 | J | | < 0.036 | U | |
| VMP-6 | 39 | VMP-6-39-072925 | 7/29/2025 | 0.00091 | J | | < 0.0072 | U | | < 0.01 | U | | < 0.0068 | U | | < 0.0050 | U | | 0.0027 | J | | 0.0019 | J | | < 0.038 | U | |
| VMP-6 | 39 | VMP-6-39-110425 | 11/4/2025 | < 0.0034 | U | | < 0.0071 | U | | < 0.01 | U | | < 0.0067 | U | | < 0.0049 | U | | < 0.0052 | U | | 0.0018 | J | | < 0.037 | U | |
| VMP-7 | 5 | VMP-7-5-020525 | 2/5/2025 | < 0.0032 | U | | < 0.0066 | U | | 0.0042 | J | | < 0.0062 | U | | < 0.0046 | U | | < 0.0048 | U | | 0.0024 | J | | < 0.034 | U | |
| VMP-7 | 5 | VMP-7-5-020525-DUP | 2/5/2025 | < 0.0031 | U | | < 0.0065 | U | | 0.0052 | J | | < 0.0061 | U | | < 0.0045 | U | | < 0.0047 | U | | 0.0024 | J | | < 0.034 | U | |
| VMP-7 | 5 | VMP-7-5-042525 | 4/25/2025 | 0.0019 | J | | < 0.0069 | U | | 0.032 | | | < 0.0064 | U | | < 0.0047 | U | | < 0.0050 | U | | 0.0017 | J | | < 0.036 | U | |
| VMP-7 | 5 | VMP-7-5-072425 | 7/24/2025 | < 0.0036 | U | | < 0.0075 | U | | < 0.011 | U | | < 0.0070 | U | | < 0.0052 | U | | 0.0029 | J | | 0.0020 | J | | < 0.039 | U | |
| VMP-7 | 5 | VMP-7-5-110425 | 11/4/2025 | < 0.0033 | U | | < 0.0069 | U | | 0.015 | | | < 0.0065 | U | | < 0.0047 | U | | < 0.0050 | U | | 0.0019 | J | | < 0.036 | U | |
| VMP-7 | 13.5 | VMP-7-13.5-020525 | 2/5/2025 | < 0.0032 | U | | < 0.0066 | U | | 0.0035 | J | | < 0.0062 | U | | < 0.0046 | U | | < 0.0048 | U | | 0.0029 | J | | < 0.034 | U | |
| VMP-7 | 13.5 | VMP-7-13.5-042525 | 4/25/2025 | 0.00099 | J | | < 0.0069 | U | | < 0.0098 | U | | < 0.0065 | U | | < 0.0047 | U | | < 0.0050 | U | | 0.0019 | J | | < 0.036 | U | |
| VMP-7 | 13.5 | VMP-7-13.5-072425 | 7/24/2025 | < 0.0034 | U | | < 0.0071 | U | | < 0.01 | U | | < 0.0067 | U | | < 0.0049 | U | | 0.0018 | J | | 0.0020 | J | | < 0.037 | U | |
| VMP-7 | 13.5 | VMP-7-13.5-072425-DUP | 7/24/2025 | < 0.0030 | U | | < 0.0063 | U | | < 0.0089 | U | | < 0.0059 | U | | < 0.0043 | U | | 0.0016 | J | | 0.0020 | J | | < 0.032 | U | |
| VMP-7 | 13.5 | VMP-7-13.5-110425 | 11/4/2025 | < 0.0036 | U | | < 0.0076 | U | | 0.0042 | J | | < 0.0071 | U | | < 0.0052 | U | | < 0.0055 | U | | 0.0023 | J | | < 0.039 | U | |
| VMP-7 | 29.5 | VMP-7-29.5-020525 | 2/5/2025 | < 0.0030 | U | | < 0.0063 | U | | < 0.0089 | U | | < 0.0059 | U | | < 0.0043 | U | | 0.0010 | J | | 0.0025 | J | | < 0.032 | U | |
| VMP-7 | 29.5 | VMP-7-29.5-042525 | 4/25/2025 | 0.00070 | J | | < 0.0067 | U | | < 0.0096 | U | | < 0.0063 | U | | < 0.0046 | U | | < 0.0049 | U | | 0.0017 | J | | < 0.035 | U | |
| VMP-7 | 29.5 | VMP-7-29.5-072425 | 7/24/2025 | < 0.0034 | U | | < 0.0072 | U | | < 0.01 | U | | < 0.0067 | U | | < 0.0049 | U | | < 0.0052 | U | | 0.0094 | | | < 0.037 | U | |
| VMP-7 | 29.5 | VMP-7-29.5-110425 | 11/4/2025 | < 0.0033 | U | | < 0.0069 | U | | < 0.0098 | U | | < 0.0065 | U | | < 0.0048 | U | | < 0.0050 | U | | 0.021 | | | < 0.036 | U | |

# TABLE 5
## HISTORICAL SUMMARY OF SOIL VAPOR ANALYTICAL DETECTIONS AND SCREENING RESULTS: VILLAGE - VOCS

| | | | | Benzene | | | Bromodichloromethane | | | Butane | | | Carbon Tetrachloride | | | Chlorobenzene | | | Chloroform | | | Dichlorodifluoromethane | | | Dichloromethane (Methylene Chloride) | | |
|---|---|---|---|---|---|---|---|---|---|---|---|---|---|---|---|---|---|---|---|---|---|---|---|---|---|---|---|
| Residential Screening Criteria (mg/m$^3$) | | | | 0.37 | | | 450000 | | | | | | 0.21 | | | 69 | | | 0.11 | | | 270 | | | 5.6 | | |
| Location | Depth (ft bgs) | Sample ID | Sample Date | Result (mg/m$^3$) | Lab Quals | AECOM Quals | Result (mg/m$^3$) | Lab Quals | AECOM Quals | Result (mg/m$^3$) | Lab Quals | AECOM Quals | Result (mg/m$^3$) | Lab Quals | AECOM Quals | Result (mg/m$^3$) | Lab Quals | AECOM Quals | Result (mg/m$^3$) | Lab Quals | AECOM Quals | Result (mg/m$^3$) | Lab Quals | AECOM Quals | Result (mg/m$^3$) | Lab Quals | AECOM Quals |
| VMP-7 | 38 | VMP-7-38-020525 | 2/5/2025 | < 0.0031 | U | | < 0.0065 | U | | 0.0046 | J | | < 0.0061 | U | | < 0.0045 | U | | < 0.0047 | U | | 0.0024 | J | | < 0.034 | U | |
| VMP-7 | 38 | VMP-7-38-042525 | 4/25/2025 | < 0.0033 | U | | < 0.0069 | U | | < 0.0098 | U | | < 0.0065 | U | | < 0.0048 | U | | < 0.0050 | U | | < 0.0051 | U | | < 0.036 | U | |
| VMP-7 | 38 | VMP-7-38-072425 | 7/24/2025 | 0.00073 | J | | < 0.0071 | U | | 0.0062 | J | | < 0.0067 | U | | < 0.0049 | U | | 0.0024 | J | | 0.0044 | J | | < 0.037 | U | |
| VMP-7 | 38 | VMP-7-38-110425 | 11/4/2025 | < 0.0033 | U | | < 0.0070 | U | | < 0.0099 | U | | < 0.0065 | U | | < 0.0048 | U | | < 0.0051 | U | | 0.017 | | | < 0.036 | U | |
| VMP-8 | 5 | VMP-8-5-013125 | 1/31/2025 | < 0.0032 | U | | < 0.0067 | U | | < 0.0095 | U | | < 0.0063 | U | | < 0.0046 | U | | < 0.0049 | U | | 0.0026 | J | | < 0.035 | U | |
| VMP-8 | 5 | VMP-8-5-042425 | 4/24/2025 | < 0.0034 | U | | < 0.0072 | U | | < 0.01 | U | | < 0.0067 | U | | < 0.0049 | U | | < 0.0052 | U | | 0.0018 | J | | < 0.037 | J | U |
| VMP-8 | 5 | VMP-8-5-072125 | 7/21/2025 | < 0.0033 | U | | < 0.0069 | U | | < 0.0097 | U | | < 0.0064 | U | | < 0.0047 | U | | 0.0010 | J | | 0.0028 | J | | < 0.036 | U | |
| VMP-8 | 5 | VMP-8-5-102725 | 10/27/2025 | < 0.0033 | U | | < 0.0069 | U | | < 0.0098 | U | | < 0.0065 | U | | < 0.0048 | U | | 0.0082 | | | < 0.0051 | U | | < 0.036 | U | |
| VMP-8 | 9.5 | VMP-8-9.5-013125 | 1/31/2025 | < 0.0034 | U | | < 0.0072 | U | | < 0.01 | U | | < 0.0068 | U | | < 0.0050 | U | | < 0.0053 | U | | 0.0023 | J | | < 0.038 | U | |
| VMP-8 | 9.5 | VMP-8-9.5-042425 | 4/24/2025 | < 0.0036 | U | | < 0.0076 | U | | < 0.011 | U | | < 0.0072 | U | | < 0.0052 | U | | < 0.0056 | U | | 0.0018 | J | | < 0.04 | U | |
| VMP-8 | 9.5 | VMP-8-9.5-072125 | 7/21/2025 | < 0.0033 | U | | < 0.0069 | U | | 0.018 | | | < 0.0065 | U | | < 0.0048 | U | | 0.0011 | J | | 0.0024 | J | | < 0.036 | U | |
| VMP-8 | 9.5 | VMP-8-9.5-102725 | 10/27/2025 | < 0.0027 | U | UJ | < 0.0057 | U | UJ | < 0.0081 | U | UJ | < 0.0054 | U | UJ | < 0.0039 | U | UJ | < 0.0042 | U | UJ | 0.0022 | J | J | < 0.03 | U | UJ |
| VMP-8 | 23.5 | VMP-8-23.5-013125 | 1/31/2025 | < 0.0034 | U | | < 0.0071 | U | | < 0.01 | U | | < 0.0066 | U | | < 0.0048 | U | | < 0.0052 | U | | 0.0029 | J | | < 0.037 | U | |
| VMP-8 | 23.5 | VMP-8-23.5-042425 | 4/24/2025 | < 0.0034 | U | | < 0.0072 | U | | < 0.01 | U | | < 0.0068 | U | | < 0.0049 | U | | < 0.0052 | U | | 0.0017 | J | | < 0.037 | J | U |
| VMP-8 | 23.5 | VMP-8-23.5-042425-DUP | 4/24/2025 | < 0.0034 | U | | < 0.0070 | U | | < 0.01 | U | | < 0.0066 | U | | < 0.0048 | U | | < 0.0051 | U | | 0.0019 | J | | < 0.036 | J | U |
| VMP-8 | 23.5 | VMP-8-23.5-072125 | 7/21/2025 | < 0.0034 | U | | < 0.0070 | U | | < 0.01 | U | | < 0.0066 | U | | < 0.0048 | U | | 0.0012 | J | | 0.0023 | J | | < 0.036 | U | |
| VMP-8 | 23.5 | VMP-8-23.5-102725 | 10/27/2025 | < 0.0033 | U | | < 0.0069 | U | | < 0.0098 | U | | < 0.0065 | U | | < 0.0047 | U | | < 0.0050 | U | | 0.0020 | J | | < 0.036 | U | |
| VMP-8 | 35.5 | VMP-8-35.5-013125 | 1/31/2025 | < 0.0032 | U | | < 0.0068 | U | | 0.0026 | J | | < 0.0064 | U | | < 0.0046 | U | | < 0.0049 | U | | 0.0026 | J | | < 0.035 | U | |
| VMP-8 | 35.5 | VMP-8-35.5-042425 | 4/24/2025 | < 0.0036 | U | | < 0.0075 | U | | 0.0094 | J | | < 0.0070 | U | | < 0.0051 | U | | < 0.0054 | U | | 0.0016 | J | | < 0.039 | J | U |
| VMP-8 | 35.5 | VMP-8-35.5-102725 | 10/27/2025 | < 0.0033 | U | | < 0.0070 | U | | < 0.0099 | U | | < 0.0065 | U | | < 0.0048 | U | | 0.0029 | J | | 0.0020 | J | | < 0.036 | U | |
| VMP-9 | 5 | VMP-9-5-013125 | 1/31/2025 | < 0.0034 | U | | < 0.0072 | U | | 0.0065 | J | | < 0.0068 | U | | < 0.0050 | U | | < 0.0053 | U | | 0.0024 | J | | < 0.038 | U | |
| VMP-9 | 5 | VMP-9-5-042325 | 4/23/2025 | < 0.0034 | U | | < 0.0072 | U | | < 0.01 | U | | < 0.0067 | U | | < 0.0049 | U | | < 0.0052 | U | | 0.0026 | J | | < 0.037 | U | |
| VMP-9 | 5 | VMP-9-5-042325-DUP | 4/23/2025 | < 0.0035 | U | | < 0.0073 | U | | < 0.01 | U | | < 0.0069 | U | | < 0.0050 | U | | < 0.0053 | U | | 0.0026 | J | | < 0.038 | U | |
| VMP-9 | 5 | VMP-9-5-071825 | 7/18/2025 | < 0.0036 | U | | < 0.0076 | U | | < 0.011 | U | | < 0.0072 | U | | < 0.0052 | U | | 0.0012 | J | | 0.0022 | J | | < 0.04 | U | |
| VMP-9 | 5 | VMP-9-5-103025 | 10/30/2025 | < 0.0031 | U | | < 0.0066 | U | | < 0.0094 | UJ | UJ | < 0.0062 | U | | < 0.0045 | U | | < 0.0048 | U | | 0.0021 | J | | < 0.034 | U | |
| VMP-9 | 11.5 | VMP-9-11.5-013125 | 1/31/2025 | < 0.0032 | U | | < 0.0068 | U | | < 0.0097 | U | | < 0.0064 | U | | < 0.0047 | U | | 0.0018 | J | | 0.0024 | J | | < 0.035 | U | |
| VMP-9 | 11.5 | VMP-9-11.5-042325 | 4/23/2025 | < 0.0036 | U | | < 0.0075 | U | | < 0.011 | U | | < 0.0071 | U | | < 0.0052 | U | | 0.0014 | J | | 0.0029 | J | | < 0.039 | U | |
| VMP-9 | 11.5 | VMP-9-11.5-071825 | 7/18/2025 | < 0.0035 | U | | < 0.0073 | U | | < 0.01 | U | | < 0.0069 | U | | < 0.0050 | U | | 0.0042 | J | | 0.0022 | J | | < 0.038 | U | |
| VMP-9 | 11.5 | VMP-9-11.5-103025 | 10/30/2025 | < 0.0032 | U | | < 0.0068 | U | | < 0.0096 | UJ | UJ | < 0.0064 | U | | < 0.0046 | U | | 0.0040 | J | | 0.0020 | J | | < 0.035 | U | |
| VMP-9 | 25.5 | VMP-9-25.5-013125 | 1/31/2025 | 0.0011 | J | | < 0.0062 | U | | 0.0066 | J | | < 0.0058 | U | | < 0.0043 | U | | < 0.0045 | U | | 0.0023 | J | | < 0.032 | U | |
| VMP-9 | 25.5 | VMP-9-25.5-042325 | 4/23/2025 | < 0.0035 | U | | < 0.0073 | U | | < 0.01 | U | | < 0.0068 | U | | < 0.0050 | U | | < 0.0053 | U | | 0.0031 | J | | < 0.038 | U | |
| VMP-9 | 25.5 | VMP-9-25.5-071825 | 7/18/2025 | < 0.0034 | U | | < 0.0071 | U | | < 0.01 | U | | < 0.0066 | U | | < 0.0048 | U | | < 0.0052 | U | | 0.0021 | J | | < 0.037 | U | |
| VMP-9 | 25.5 | VMP-9-25.5-071825-DUP | 7/18/2025 | 0.00056 | J | | < 0.0068 | U | | < 0.0096 | U | | < 0.0064 | U | | < 0.0047 | U | | < 0.0050 | U | | 0.0022 | J | | < 0.035 | U | |
| VMP-9 | 25.5 | VMP-9-25.5-103025 | 10/30/2025 | < 0.0034 | U | | < 0.0071 | U | | < 0.01 | UJ | UJ | < 0.0066 | U | | < 0.0048 | U | | < 0.0052 | U | | 0.0019 | J | | < 0.037 | U | |
| VMP-9 | 38.5 | VMP-9-38.5-013125 | 1/31/2025 | < 0.0034 | U | | < 0.0071 | U | | < 0.01 | U | | < 0.0066 | U | | < 0.0048 | U | | 0.0031 | J | | 0.0025 | J | | < 0.037 | U | |
| VMP-9 | 38.5 | VMP-9-38.5-042325 | 4/23/2025 | 0.00063 | J | | < 0.0073 | U | | < 0.01 | U | | < 0.0068 | U | | < 0.0050 | U | | 0.0021 | J | | 0.0031 | J | | < 0.038 | U | |
| VMP-9 | 38.5 | VMP-9-38.5-071825 | 7/18/2025 | < 0.0033 | U | | < 0.0069 | U | | < 0.0098 | U | | < 0.0065 | U | | < 0.0047 | U | | 0.0019 | J | | 0.0021 | J | | < 0.036 | U | |
| VMP-9 | 38.5 | VMP-9-38.5-103025 | 10/30/2025 | < 0.0033 | U | | < 0.0069 | U | | < 0.0098 | UJ | UJ | < 0.0065 | U | | < 0.0047 | U | | < 0.0050 | U | | 0.0020 | J | | < 0.036 | U | |
| VMP-18 | 8.5 | VMP-18-8.5-013125 | 1/31/2025 | < 0.0034 | U | | < 0.0071 | U | | < 0.01 | U | | < 0.0067 | U | | < 0.0049 | U | | < 0.0052 | U | | 0.0025 | J | | < 0.037 | U | |
| VMP-18 | 8.5 | VMP-18-8.5-042425 | 4/24/2025 | < 0.0036 | U | | < 0.0076 | U | | < 0.011 | U | | < 0.0071 | U | | < 0.0052 | U | | < 0.0055 | U | | 0.0019 | J | | < 0.039 | J | U |
| VMP-18 | 8.5 | VMP-18-8.5-072125 | 7/21/2025 | 0.00071 | J | | < 0.0074 | U | | < 0.01 | U | | < 0.0070 | U | | < 0.0051 | U | | 0.0027 | J | | 0.0025 | J | | < 0.038 | U | |
| VMP-18 | 8.5 | VMP-18-8.5-072125-DUP | 7/21/2025 | < 0.0035 | U | | < 0.0073 | U | | < 0.01 | U | | < 0.0069 | U | | < 0.0050 | U | | 0.0020 | J | | 0.0025 | J | | < 0.038 | U | |
| VMP-18 | 8.5 | VMP-18-8.5-102825 | 10/28/2025 | < 0.0033 | U | | < 0.0069 | U | | < 0.0098 | U | | < 0.0065 | U | | < 0.0048 | U | | < 0.0050 | U | | 0.0020 | J | | < 0.036 | U | |
| VMP-19 | 5 | VMP-19-5-013125 | 1/31/2025 | < 0.0032 | U | | < 0.0066 | U | | 0.0030 | J | | < 0.0062 | U | | < 0.0046 | U | | < 0.0048 | U | | 0.0027 | J | | < 0.034 | U | |
| VMP-19 | 5 | VMP-19-5-013125-DUP | 1/31/2025 | < 0.0033 | U | | < 0.0069 | U | | 0.0039 | J | | < 0.0065 | U | | < 0.0048 | U | | < 0.0050 | U | | 0.0026 | J | | < 0.036 | U | |
| VMP-19 | 5 | VMP-19-5-042425 | 4/24/2025 | < 0.0037 | U | | < 0.0077 | U | | < 0.011 | U | | < 0.0072 | U | | < 0.0053 | U | | < 0.0056 | U | | 0.0018 | J | | < 0.04 | J | U |
| VMP-19 | 5 | VMP-19-5-042425-DUP | 4/24/2025 | < 0.0036 | U | | < 0.0076 | U | | < 0.011 | U | | < 0.0071 | U | | < 0.0052 | U | | < 0.0055 | U | | 0.0020 | J | | < 0.039 | J | U |
| VMP-19 | 5 | VMP-19-5-071825 | 7/18/2025 | < 0.0033 | U | | < 0.0070 | U | | 0.0069 | J | | < 0.0066 | U | | < 0.0048 | U | | < 0.0051 | U | | 0.0022 | J | | < 0.036 | U | |
| VMP-19 | 5 | VMP-19-5-071825-DUP | 7/18/2025 | < 0.0034 | U | | < 0.0070 | U | | 0.0078 | J | | < 0.0066 | U | | < 0.0048 | U | | < 0.0051 | U | | 0.0023 | J | | < 0.036 | U | |
| VMP-19 | 5 | VMP-19-5-103125 | 10/31/2025 | 0.0014 | J | | < 0.0066 | U | | 0.0041 | J | J | < 0.0062 | U | | < 0.0046 | U | | < 0.0048 | U | | 0.0020 | J | | < 0.034 | U | |
| VMP-20 | 5 | VMP-20-5-021025 | 2/10/2025 | < 0.0033 | U | | < 0.0070 | U | | < 0.0099 | U | | < 0.0065 | U | | < 0.0048 | U | | < 0.0051 | U | | 0.0023 | J | | < 0.036 | U | |
| VMP-20 | 5 | VMP-20-5-050125 | 5/1/2025 | < 0.0034 | U | | < 0.0072 | U | | < 0.01 | U | | < 0.0068 | U | | < 0.0050 | U | | < 0.0053 | U | | < 0.0053 | U | | < 0.038 | U | |
| VMP-20 | 5 | VMP-20-5-072925 | 7/29/2025 | < 0.0034 | U | | < 0.0070 | U | | < 0.01 | U | | < 0.0066 | U | | < 0.0048 | U | | < 0.0051 | U | | 0.0020 | J | | < 0.036 | U | |
| VMP-20 | 5 | VMP-20-5-072925-DUP | 7/29/2025 | < 0.0032 | U | | < 0.0066 | U | | 0.0038 | J | | < 0.0062 | U | | < 0.0046 | U | | < 0.0048 | U | | 0.0018 | J | | 0.0022 | J | |
| VMP-20 | 5 | VMP-20-5-110525 | 11/5/2025 | < 0.0034 | U | | < 0.0070 | U | | < 0.01 | U | | < 0.0066 | U | | < 0.0048 | U | | < 0.0051 | U | | 0.0022 | J | | < 0.036 | U | |
| VMP-20 | 5 | VMP-20-5-110525-DUP | 11/5/2025 | 0.0051 | | | < 0.0072 | U | | < 0.01 | U | | < 0.0068 | U | | < 0.0050 | U | | < 0.0053 | U | | 0.0020 | J | | < 0.038 | U | |

# TABLE 5
## HISTORICAL SUMMARY OF SOIL VAPOR ANALYTICAL DETECTIONS AND SCREENING RESULTS: VILLAGE - VOCS

| | | | | Benzene | | | Bromodichloromethane | | | Butane | | | Carbon Tetrachloride | | | Chlorobenzene | | | Chloroform | | | Dichlorodifluoromethane | | | Dichloromethane (Methylene Chloride) | | |
|---|---|---|---|---|---|---|---|---|---|---|---|---|---|---|---|---|---|---|---|---|---|---|---|---|---|---|---|
| Residential Screening Criteria (mg/m$^3$) | | | | 0.37 | | | 450000 | | | | | | 0.21 | | | 69 | | | 0.11 | | | 270 | | | 5.6 | | |
| Location | Depth (ft bgs) | Sample ID | Sample Date | Result (mg/m$^3$) | Lab Quals | AECOM Quals | Result (mg/m$^3$) | Lab Quals | AECOM Quals | Result (mg/m$^3$) | Lab Quals | AECOM Quals | Result (mg/m$^3$) | Lab Quals | AECOM Quals | Result (mg/m$^3$) | Lab Quals | AECOM Quals | Result (mg/m$^3$) | Lab Quals | AECOM Quals | Result (mg/m$^3$) | Lab Quals | AECOM Quals | Result (mg/m$^3$) | Lab Quals | AECOM Quals |
| VMP-20 | 10 | VMP-20-10-021025 | 2/10/2025 | < 0.0034 | U | | < 0.0070 | U | | < 0.01 | U | | < 0.0066 | U | | < 0.0048 | U | | < 0.0051 | U | | 0.0023 | J | | < 0.036 | U | |
| VMP-20 | 10 | VMP-20-10-050125 | 5/1/2025 | < 0.0031 | U | | < 0.0064 | U | | < 0.0091 | U | | < 0.0060 | U | | < 0.0044 | U | | < 0.0047 | U | | 0.0016 | J | | < 0.033 | U | |
| VMP-20 | 10 | VMP-20-10-072925 | 7/29/2025 | < 0.0032 | U | | < 0.0068 | U | | < 0.0096 | U | | < 0.0064 | U | | < 0.0046 | U | | 0.0031 | J | | 0.0018 | J | | < 0.035 | U | |
| VMP-20 | 10 | VMP-20-10-110525 | 11/5/2025 | < 0.0034 | U | | < 0.0072 | U | | < 0.01 | U | | < 0.0068 | U | | < 0.0049 | U | | < 0.0052 | U | | 0.0021 | J | | < 0.037 | U | |
| VMP-20 | 25 | VMP-20-25-021025 | 2/10/2025 | < 0.0032 | U | | < 0.0067 | U | | < 0.0095 | U | | < 0.0063 | U | | < 0.0046 | U | | < 0.0049 | U | | 0.0023 | J | | < 0.035 | U | |
| VMP-20 | 25 | VMP-20-25-050125 | 5/1/2025 | < 0.0032 | U | | < 0.0068 | U | | 0.035 | | | < 0.0064 | U | | < 0.0046 | U | | < 0.0049 | U | | 0.0016 | J | | < 0.035 | U | |
| VMP-20 | 25 | VMP-20-25-050125-DUP | 5/1/2025 | < 0.0032 | U | | < 0.0068 | U | | 0.035 | | | < 0.0064 | U | | < 0.0047 | U | | < 0.0050 | U | | < 0.0050 | U | | < 0.035 | U | |
| VMP-20 | 25 | VMP-20-25-072925 | 7/29/2025 | < 0.0034 | U | | < 0.0072 | U | | < 0.01 | U | | < 0.0067 | U | | < 0.0049 | U | | < 0.0052 | U | | 0.0022 | J | | < 0.037 | U | |
| VMP-20 | 25 | VMP-20-25-110525 | 11/5/2025 | < 0.0036 | U | | < 0.0075 | U | | < 0.011 | U | | < 0.0071 | U | | < 0.0052 | U | | < 0.0055 | U | | 0.0023 | J | | < 0.039 | U | |
| VMP-20 | 39.5 | VMP-20-39.5-021025 | 2/10/2025 | < 0.0032 | U | | < 0.0066 | U | | < 0.0094 | U | | < 0.0062 | U | | < 0.0046 | U | | < 0.0048 | U | | 0.0023 | J | | < 0.034 | U | |
| VMP-20 | 39.5 | VMP-20-39.5-050125 | 5/1/2025 | 0.0014 | J | | < 0.0070 | U | | < 0.0099 | U | | < 0.0065 | U | | < 0.0048 | U | | < 0.0051 | U | | < 0.0051 | U | | < 0.036 | U | |
| VMP-20 | 39.5 | VMP-20-39.5-072925 | 7/29/2025 | < 0.0035 | U | | < 0.0073 | U | | < 0.01 | U | | < 0.0069 | U | | < 0.0050 | U | | 0.0030 | J | | 0.0017 | J | | < 0.038 | U | |
| VMP-21 | 5 | VMP-21-5-021125 | 2/11/2025 | < 0.0031 | U | | < 0.0064 | U | | < 0.0091 | U | | < 0.0060 | U | | < 0.0044 | U | | < 0.0047 | U | | 0.0019 | J | | < 0.033 | U | |
| VMP-21 | 5 | VMP-21-5-021125-DUP | 2/11/2025 | < 0.0032 | U | | < 0.0068 | U | | < 0.0096 | U | | < 0.0064 | U | | < 0.0046 | U | | < 0.0049 | U | | 0.0031 | J | | < 0.035 | U | |
| VMP-21 | 5 | VMP-21-5-050125 | 5/1/2025 | < 0.0033 | U | | < 0.0070 | U | | < 0.0099 | U | | < 0.0066 | U | | < 0.0048 | U | | < 0.0051 | U | | 0.0020 | J | | < 0.036 | U | |
| VMP-21 | 5 | VMP-21-5-073025 | 7/30/2025 | < 0.0035 | U | | < 0.0073 | U | | < 0.01 | U | | < 0.0068 | U | | < 0.0050 | U | | < 0.0053 | U | | 0.0016 | J | | < 0.038 | U | |
| VMP-21 | 5 | VMP-21-5-110625 | 11/6/2025 | < 0.0034 | U | | < 0.0072 | U | | < 0.01 | U | | < 0.0067 | U | | < 0.0049 | U | | < 0.0052 | U | | 0.0024 | J | | < 0.037 | U | |
| VMP-21 | 10 | VMP-21-10-021125 | 2/11/2025 | < 0.0030 | U | | < 0.0063 | U | | < 0.0089 | U | | < 0.0059 | U | | < 0.0043 | U | | < 0.0046 | U | | 0.0042 | J | | < 0.033 | U | |
| VMP-21 | 10 | VMP-21-10-050125 | 5/1/2025 | < 0.0033 | U | | < 0.0070 | U | | < 0.0099 | U | | < 0.0066 | U | | < 0.0048 | U | | < 0.0051 | U | | 0.0031 | J | | < 0.036 | U | |
| VMP-21 | 10 | VMP-21-10-073025 | 7/30/2025 | < 0.0034 | U | | < 0.0071 | U | | < 0.01 | U | | < 0.0067 | U | | < 0.0049 | U | | < 0.0052 | U | | 0.0041 | J | | 0.0019 | J | |
| VMP-21 | 10 | VMP-21-10-110625 | 11/6/2025 | < 0.0033 | U | | < 0.0069 | U | | < 0.0098 | U | | < 0.0065 | U | | < 0.0048 | U | | < 0.0050 | U | | 0.0030 | J | | < 0.036 | U | |
| VMP-21 | 25 | VMP-21-25-021125 | 2/11/2025 | < 0.0032 | U | | < 0.0067 | U | | < 0.0095 | U | | < 0.0063 | U | | < 0.0046 | U | | < 0.0048 | U | | 0.0021 | J | | < 0.034 | U | |
| VMP-21 | 25 | VMP-21-25-050125 | 5/1/2025 | < 0.0033 | U | | < 0.0070 | U | | < 0.0099 | U | | < 0.0066 | U | | < 0.0048 | U | | < 0.0051 | U | | 0.0018 | J | | < 0.036 | U | |
| VMP-21 | 25 | VMP-21-25-073025 | 7/30/2025 | < 0.0035 | U | | < 0.0073 | U | | < 0.01 | U | | < 0.0068 | U | | < 0.0050 | U | | < 0.0053 | U | | 0.0029 | J | | < 0.038 | U | |
| VMP-21 | 25 | VMP-21-25-110625 | 11/6/2025 | < 0.0035 | U | | < 0.0073 | U | | < 0.01 | U | | < 0.0068 | U | | < 0.0050 | U | | < 0.0053 | U | | 0.0028 | J | | < 0.038 | U | |
| VMP-21 | 33 | VMP-21-33-050125 | 5/1/2025 | 0.00067 | J | | < 0.0068 | U | | < 0.0096 | U | | < 0.0064 | U | | < 0.0046 | U | | < 0.0049 | U | | 0.0020 | J | | < 0.035 | U | |
| VMP-21 | 33 | VMP-21-33-073025 | 7/30/2025 | < 0.0034 | U | | < 0.0072 | U | | < 0.01 | U | | < 0.0068 | U | | < 0.0050 | U | | < 0.0053 | U | | 0.0031 | J | | < 0.038 | U | |
| VMP-21 | 33 | VMP-21-33-110625 | 11/6/2025 | < 0.0034 | U | | < 0.0072 | U | | < 0.01 | U | | < 0.0068 | U | | < 0.0049 | U | | < 0.0052 | U | | 0.0028 | J | | < 0.037 | U | |
| VMP-22 | 5 | VMP-22-5-021125 | 2/11/2025 | 0.00058 | J | | < 0.0066 | U | | < 0.0094 | U | | < 0.0062 | U | | < 0.0046 | U | | < 0.0048 | U | | 0.0022 | J | | < 0.034 | U | |
| VMP-22 | 5 | VMP-22-5-042925 | 4/29/2025 | < 0.0034 | U | | < 0.0071 | U | | < 0.01 | U | | < 0.0066 | U | | < 0.0048 | U | | < 0.0052 | U | | 0.0015 | J | | < 0.037 | U | |
| VMP-22 | 5 | VMP-22-5-072525 | 7/25/2025 | < 0.0034 | U | | < 0.0072 | U | | 0.0030 | J | | < 0.0067 | U | | < 0.0049 | U | | < 0.0052 | U | | 0.0020 | J | | < 0.037 | U | |
| VMP-22 | 5 | VMP-22-5-072525-DUP | 7/25/2025 | < 0.0034 | U | | < 0.0072 | U | | 0.0035 | J | | < 0.0068 | U | | < 0.0049 | U | | < 0.0052 | U | | 0.0022 | J | | < 0.037 | U | |
| VMP-22 | 5 | VMP-22-5-110625 | 11/6/2025 | < 0.0035 | U | | < 0.0074 | U | | < 0.01 | U | | < 0.0070 | U | | < 0.0051 | U | | < 0.0054 | U | | 0.0023 | J | | < 0.038 | U | |
| VMP-22 | 10 | VMP-22-10-021125 | 2/11/2025 | < 0.0030 | U | | < 0.0063 | U | | 0.0024 | J | | < 0.0059 | U | | < 0.0044 | U | | < 0.0046 | U | | 0.0024 | J | | < 0.033 | U | |
| VMP-22 | 10 | VMP-22-10-042925 | 4/29/2025 | < 0.0032 | U | | < 0.0067 | U | | < 0.0095 | U | | < 0.0063 | U | | < 0.0046 | U | | 0.01 | | | 0.0017 | J | | < 0.034 | U | |
| VMP-22 | 10 | VMP-22-10-072525 | 7/25/2025 | < 0.25 | U | | < 0.52 | U | | 19 | | | < 0.49 | U | | < 0.36 | U | | < 0.38 | U | | < 0.38 | U | | < 1.1 | U | |
| VMP-22 | 10 | VMP-22-10-110625 | 11/6/2025 | < 0.0035 | U | | < 0.0074 | U | | < 0.01 | U | | < 0.0070 | U | | < 0.0051 | U | | < 0.0054 | U | | 0.0021 | J | | < 0.038 | U | |
| VMP-22 | 18 | VMP-22-18-021125 | 2/11/2025 | < 0.0033 | U | | < 0.0070 | U | | 0.0027 | J | | < 0.0065 | U | | < 0.0048 | U | | < 0.0051 | U | | 0.0027 | J | | < 0.036 | U | |
| VMP-22 | 18 | VMP-22-18-042925 | 4/29/2025 | < 0.0035 | U | | < 0.0073 | U | | 0.0041 | J | | < 0.0068 | U | | < 0.0050 | U | | 0.012 | | | 0.0016 | J | | < 0.038 | U | |
| VMP-22 | 18 | VMP-22-18-072525 | 7/25/2025 | < 0.18 | U | | < 0.38 | U | | 14 | | | < 0.36 | U | | < 0.26 | U | | < 0.28 | U | | < 0.28 | U | | < 0.78 | U | |
| VMP-22 | 18 | VMP-22-18-110625 | 11/6/2025 | < 0.0032 | U | | < 0.0068 | U | | < 0.0097 | U | | < 0.0064 | U | | < 0.0047 | U | | 0.0019 | J | | 0.0022 | J | | < 0.035 | U | |
| VMP-22 | 38 | VMP-22-38-021125 | 2/11/2025 | < 0.0033 | U | | < 0.0069 | U | | 0.0042 | J | | < 0.0065 | U | | < 0.0047 | U | | < 0.0050 | U | | 0.0023 | J | | < 0.036 | U | |
| VMP-22 | 38 | VMP-22-38-042925 | 4/29/2025 | < 0.0034 | U | | < 0.0072 | U | | < 0.01 | U | | < 0.0067 | U | | < 0.0049 | U | | 0.0096 | | | 0.0017 | J | | < 0.037 | U | |
| VMP-22 | 38 | VMP-22-38-072525 | 7/25/2025 | < 0.044 | U | | < 0.092 | U | | 9.5 | | | < 0.086 | U | | < 0.063 | U | | < 0.067 | U | | < 0.068 | U | | < 0.48 | U | |
| VMP-22 | 38 | VMP-22-38-110625 | 11/6/2025 | < 0.0034 | U | | < 0.0071 | U | | < 0.01 | U | | < 0.0066 | U | | < 0.0048 | U | | < 0.0052 | U | | 0.0024 | J | | < 0.037 | U | |
| VMP-23 | 5 | VMP-23-5-020425 | 2/4/2025 | 0.00070 | J | | < 0.0064 | U | | < 0.0091 | U | | < 0.0060 | U | | < 0.0044 | U | | < 0.0047 | U | | 0.0028 | J | | < 0.033 | U | |
| VMP-23 | 5 | VMP-23-5-072525 | 7/25/2025 | < 0.0034 | U | | < 0.0072 | U | | < 0.01 | U | | < 0.0068 | U | | < 0.0050 | U | | 0.0020 | J | | 0.0049 | J | | < 0.038 | U | |
| VMP-23 | 5 | VMP-23-5-110525 | 11/5/2025 | < 0.0036 | U | | < 0.0075 | U | | < 0.011 | U | | < 0.0070 | U | | < 0.0051 | U | | < 0.0054 | U | | 0.0021 | J | | < 0.039 | U | |
| VMP-23 | 10 | VMP-23-10-020425 | 2/4/2025 | 0.00097 | J | | < 0.0070 | U | | < 0.01 | U | | < 0.0066 | U | | < 0.0048 | U | | 0.0021 | J | | 0.0023 | J | | < 0.036 | U | |
| VMP-23 | 10 | VMP-23-10-072525 | 7/25/2025 | < 0.0035 | U | | 0.0030 | J | | < 0.01 | U | | < 0.0070 | U | | < 0.0051 | U | | 0.0094 | | | 0.0042 | J | | < 0.038 | U | |
| VMP-23 | 10 | VMP-23-10-072525-DUP | 7/25/2025 | < 0.0034 | U | | 0.0029 | J | | < 0.01 | U | | < 0.0068 | U | | < 0.0049 | U | | 0.0089 | | | 0.0040 | J | | < 0.037 | U | |
| VMP-23 | 10 | VMP-23-10-110625 | 11/6/2025 | < 0.0036 | U | | < 0.0076 | U | | < 0.011 | U | | < 0.0071 | U | | < 0.0052 | U | | 0.0037 | J | | 0.0024 | J | | < 0.039 | U | |
| VMP-23 | 25 | VMP-23-25-020425 | 2/4/2025 | 0.00064 | J | | < 0.0068 | U | | < 0.0096 | U | | < 0.0064 | U | | < 0.0046 | U | | 0.0025 | J | | 0.0027 | J | | < 0.035 | U | |
| VMP-23 | 25 | VMP-23-25-072525 | 7/25/2025 | < 0.0035 | U | | < 0.0074 | U | | < 0.01 | U | | < 0.0069 | U | | < 0.0051 | U | | 0.0030 | J | | 0.0027 | J | | < 0.038 | U | |
| VMP-23 | 25 | VMP-23-25-110625 | 11/6/2025 | < 0.0034 | U | | < 0.0071 | U | | < 0.01 | U | | < 0.0067 | U | | < 0.0049 | U | | 0.0024 | J | | 0.0031 | J | | < 0.037 | U | |

# TABLE 5
## HISTORICAL SUMMARY OF SOIL VAPOR ANALYTICAL DETECTIONS AND SCREENING RESULTS: VILLAGE - VOCS

| | | | | Benzene | | | Bromodichloromethane | | | Butane | | | Carbon Tetrachloride | | | Chlorobenzene | | | Chloroform | | | Dichlorodifluoromethane | | | Dichloromethane (Methylene Chloride) | | |
|---|---|---|---|---|---|---|---|---|---|---|---|---|---|---|---|---|---|---|---|---|---|---|---|---|---|---|---|
| Residential Screening Criteria (mg/m$^3$) | | | | 0.37 | | | 450000 | | | | | | 0.21 | | | 69 | | | 0.11 | | | 270 | | | 5.6 | | |
| Location | Depth (ft bgs) | Sample ID | Sample Date | Result (mg/m$^3$) | Lab Quals | AECOM Quals | Result (mg/m$^3$) | Lab Quals | AECOM Quals | Result (mg/m$^3$) | Lab Quals | AECOM Quals | Result (mg/m$^3$) | Lab Quals | AECOM Quals | Result (mg/m$^3$) | Lab Quals | AECOM Quals | Result (mg/m$^3$) | Lab Quals | AECOM Quals | Result (mg/m$^3$) | Lab Quals | AECOM Quals | Result (mg/m$^3$) | Lab Quals | AECOM Quals |
| VMP-23 | 40 | VMP-23-40-020425 | 2/4/2025 | < 0.0031 | U | | < 0.0065 | U | | < 0.0092 | U | | < 0.0061 | U | | < 0.0044 | U | | 0.00097 | J | | 0.0025 | J | | < 0.034 | U | |
| VMP-24 | 5 | VMP-24-5-020425 | 2/4/2025 | < 0.0034 | U | | < 0.0072 | U | | 0.0054 | J | | < 0.0067 | U | | < 0.0049 | U | | < 0.0052 | U | | 0.0026 | J | | < 0.037 | U | |
| VMP-24 | 5 | VMP-24-5-042825 | 4/28/2025 | < 0.0035 | U | | < 0.0073 | U | | < 0.01 | U | | < 0.0069 | U | | < 0.0050 | U | | < 0.0053 | U | | 0.0020 | J | | < 0.038 | J | U |
| VMP-24 | 5 | VMP-24-5-072225 | 7/22/2025 | < 0.0034 | U | | < 0.0070 | U | | < 0.01 | U | | < 0.0066 | U | | < 0.0048 | U | | < 0.0051 | U | | 0.0022 | J | | < 0.036 | U | |
| VMP-23 | 40 | VMP-23-40-072525 | 7/25/2025 | < 0.0034 | U | | < 0.0072 | U | | < 0.01 | U | | < 0.0068 | U | | < 0.0050 | U | | < 0.0053 | U | | 0.0026 | J | | < 0.038 | U | |
| VMP-24 | 5 | VMP-24-5-103125 | 10/31/2025 | < 0.0032 | U | | < 0.0066 | U | | 0.0079 | J | | < 0.0062 | U | | < 0.0046 | U | | < 0.0048 | U | | 0.0021 | J | | < 0.034 | U | |
| VMP-23 | 40 | VMP-23-40-110625 | 11/6/2025 | < 0.0034 | U | | < 0.0070 | U | | < 0.01 | U | | < 0.0066 | U | | < 0.0048 | U | | < 0.0051 | U | | 0.0027 | J | | < 0.036 | U | |
| VMP-24 | 10 | VMP-24-10-020425 | 2/4/2025 | < 0.0031 | U | | < 0.0065 | U | | 0.0024 | J | | < 0.0061 | U | | < 0.0045 | U | | < 0.0048 | U | | 0.0025 | J | | < 0.034 | U | |
| VMP-24 | 10 | VMP-24-10-042825 | 4/28/2025 | < 0.0034 | U | | < 0.0071 | U | | < 0.01 | U | | < 0.0066 | U | | < 0.0048 | U | | < 0.0052 | U | | 0.0017 | J | | < 0.037 | J | U |
| VMP-24 | 10 | VMP-24-10-072325 | 7/23/2025 | < 0.0035 | U | | < 0.0073 | U | | < 0.01 | U | | < 0.0069 | U | | < 0.0050 | U | | < 0.0053 | U | | 0.0020 | J | | < 0.038 | U | |
| VMP-24 | 10 | VMP-24-10-072325-DUP | 7/23/2025 | < 0.0034 | U | | < 0.0070 | U | | < 0.01 | U | | < 0.0066 | U | | < 0.0048 | U | | < 0.0051 | U | | 0.0019 | J | | < 0.036 | U | |
| VMP-24 | 10 | VMP-24-10-103125 | 10/31/2025 | < 0.0033 | U | | < 0.0070 | U | | 0.02 | | | < 0.0066 | U | | < 0.0048 | U | | < 0.0051 | U | | 0.0022 | J | | < 0.036 | U | |
| VMP-24 | 22 | VMP-24-22-020425 | 2/4/2025 | < 0.0032 | U | | < 0.0067 | U | | < 0.0096 | U | | < 0.0063 | U | | < 0.0046 | U | | < 0.0049 | U | | 0.0029 | J | | < 0.035 | U | |
| VMP-24 | 22 | VMP-24-22-020425-DUP | 2/4/2025 | < 0.0031 | U | | < 0.0066 | U | | < 0.0093 | U | | < 0.0062 | U | | < 0.0045 | U | | < 0.0048 | U | | 0.0025 | J | | < 0.034 | U | |
| VMP-24 | 22 | VMP-24-22-042825 | 4/28/2025 | < 0.0031 | U | | < 0.0066 | U | | < 0.0094 | U | | < 0.0062 | U | | < 0.0045 | U | | < 0.0048 | U | | 0.0019 | J | | < 0.034 | J | U |
| VMP-24 | 22 | VMP-24-22-072325 | 7/23/2025 | < 0.0034 | U | | < 0.0071 | U | | 0.0034 | J | | < 0.0067 | U | | < 0.0049 | U | | < 0.0052 | U | | 0.0020 | J | | < 0.037 | U | |
| VMP-24 | 22 | VMP-24-22-103125 | 10/31/2025 | < 0.0031 | U | | < 0.0065 | U | | 0.0077 | J | | < 0.0061 | U | | < 0.0045 | U | | < 0.0047 | U | | 0.0023 | J | | < 0.034 | U | |
| VMP-24 | 22 | VMP-24-22-103125-DUP | 10/31/2025 | < 0.0032 | U | | < 0.0066 | U | | < 0.0094 | U | | < 0.0062 | U | | < 0.0046 | U | | < 0.0048 | U | | 0.0021 | J | | < 0.034 | U | |
| VMP-24 | 34 | VMP-24-34-042825 | 4/28/2025 | < 0.0034 | U | | < 0.0071 | U | | < 0.01 | U | | < 0.0066 | U | | < 0.0048 | U | | < 0.0052 | U | | 0.0020 | J | | < 0.037 | J | U |
| VMP-24 | 34 | VMP-24-34-072325 | 7/23/2025 | 0.00060 | J | | < 0.0072 | U | | < 0.01 | U | | < 0.0067 | U | | < 0.0049 | U | | < 0.0052 | U | | 0.0021 | J | | < 0.037 | U | |
| VMP-24 | 34 | VMP-24-34-103125 | 10/31/2025 | < 0.0030 | U | | < 0.0063 | U | | 0.0079 | J | | < 0.0059 | U | | < 0.0043 | U | | < 0.0046 | U | | 0.0020 | J | | < 0.033 | U | |
| VMP-32 | 5 | VMP-32-5-021125 | 2/11/2025 | < 0.0032 | U | | < 0.0068 | U | | < 0.0096 | U | | < 0.0064 | U | | < 0.0047 | U | | < 0.0050 | U | | 0.0024 | J | | < 0.035 | U | |
| VMP-32 | 5 | VMP-32-5-050125 | 5/1/2025 | < 0.0036 | U | | < 0.0076 | U | | < 0.011 | U | | < 0.0071 | U | | < 0.0052 | U | | < 0.0055 | U | | 0.0017 | J | | < 0.039 | U | |
| VMP-32 | 5 | VMP-32-5-050125-DUP | 5/1/2025 | < 0.0035 | U | | < 0.0073 | U | | < 0.01 | U | | < 0.0068 | U | | < 0.0050 | U | | < 0.0053 | U | | < 0.0054 | U | | < 0.038 | U | |
| VMP-32 | 5 | VMP-32-5-073025 | 7/30/2025 | < 0.0035 | U | | < 0.0073 | U | | < 0.01 | U | | < 0.0069 | U | | < 0.0050 | U | | < 0.0053 | U | | 0.0021 | J | | < 0.038 | U | |
| VMP-32 | 5 | VMP-32-5-110725 | 11/7/2025 | < 0.0034 | U | | < 0.0072 | U | | < 0.01 | U | | < 0.0067 | U | | < 0.0049 | U | | < 0.0052 | U | | 0.0019 | J | | < 0.037 | U | |
| VMP-32 | 5 | VMP-32-5-110725-DUP | 11/7/2025 | < 0.0032 | U | | < 0.0067 | U | | < 0.0095 | U | | < 0.0063 | U | | < 0.0046 | U | | < 0.0048 | U | | 0.0019 | J | | < 0.034 | U | |
| VMP-32 | 10 | VMP-32-10-021125 | 2/11/2025 | < 0.0032 | U | | < 0.0067 | U | | < 0.0095 | U | | < 0.0063 | U | | < 0.0046 | U | | < 0.0049 | U | | 0.0027 | J | | < 0.035 | U | |
| VMP-32 | 10 | VMP-32-10-050125 | 5/1/2025 | < 0.0036 | U | | < 0.0075 | U | | < 0.011 | U | | < 0.0071 | U | | < 0.0052 | U | | < 0.0055 | U | | < 0.0056 | U | | < 0.039 | U | |
| VMP-32 | 10 | VMP-32-10-073025 | 7/30/2025 | < 0.0036 | U | | < 0.0077 | U | | < 0.011 | U | | < 0.0072 | U | | < 0.0053 | U | | < 0.0056 | U | | 0.0021 | J | | 0.0020 | J | |
| VMP-32 | 10 | VMP-32-10-110725 | 11/7/2025 | 0.0028 | J | | < 0.0077 | U | | < 0.011 | U | | < 0.0072 | U | | < 0.0053 | U | | < 0.0056 | U | | < 0.0057 | U | | < 0.04 | U | |
| VMP-32 | 20 | VMP-32-20-021125 | 2/11/2025 | < 0.0031 | U | | < 0.0065 | U | | < 0.0092 | U | | < 0.0061 | U | | < 0.0045 | U | | < 0.0047 | U | | 0.0027 | J | | < 0.034 | U | |
| VMP-32 | 20 | VMP-32-20-050125 | 5/1/2025 | < 0.0034 | U | | < 0.0072 | U | | 0.0036 | J | | < 0.0067 | U | | < 0.0049 | U | | < 0.0052 | U | | 0.0018 | J | | < 0.037 | U | |
| VMP-32 | 20 | VMP-32-20-110725 | 11/7/2025 | < 0.0036 | U | | < 0.0076 | U | | 0.013 | | | < 0.0071 | U | | < 0.0052 | U | | < 0.0055 | U | | 0.0020 | J | | < 0.039 | U | |
| VMP-32 | 30 | VMP-32-30-021125 | 2/11/2025 | < 0.0032 | U | | < 0.0066 | U | | < 0.0094 | U | | < 0.0062 | U | | < 0.0046 | U | | < 0.0048 | U | | 0.0025 | J | | < 0.034 | U | |
| VMP-32 | 30 | VMP-32-30-050125 | 5/1/2025 | < 0.0034 | U | | < 0.0070 | U | | < 0.01 | U | | < 0.0066 | U | | < 0.0048 | U | | < 0.0051 | U | | 0.0017 | J | | < 0.036 | U | |
| VMP-32 | 30 | VMP-32-30-073125 | 7/31/2025 | 0.00072 | J | | < 0.0070 | U | | 0.0088 | J | | < 0.0066 | U | | < 0.0048 | U | | < 0.0051 | U | | 0.0025 | J | | < 0.036 | U | |
| VMP-32 | 30 | VMP-32-30-110725 | 11/7/2025 | 0.022 | | | < 0.0071 | U | | 0.026 | | | < 0.0066 | U | | < 0.0048 | U | | < 0.0052 | U | | 0.0021 | J | | < 0.037 | U | |
| VMP-42 | 10 | VMP-42-10-020525 | 2/5/2025 | < 0.0030 | U | | < 0.0064 | U | | < 0.0090 | U | | < 0.0060 | U | | < 0.0044 | U | | < 0.0046 | U | | 0.0026 | J | | < 0.033 | U | |
| VMP-42 | 10 | VMP-42-10-043025 | 4/30/2025 | < 0.0034 | U | | < 0.0072 | U | | < 0.01 | U | | < 0.0067 | U | | < 0.0049 | U | | < 0.0052 | U | | 0.0018 | J | | < 0.037 | U | |
| VMP-42 | 10 | VMP-42-10-072425 | 7/24/2025 | 0.00080 | J | | < 0.0075 | U | | < 0.011 | U | | < 0.0070 | U | | < 0.0052 | U | | 0.019 | | | 0.0023 | J | | < 0.039 | U | |
| VMP-42 | 10 | VMP-42-10-110525 | 11/5/2025 | < 0.0031 | U | | < 0.0066 | U | | < 0.0093 | U | | < 0.0062 | U | | < 0.0045 | U | | < 0.0048 | U | | 0.0022 | J | | < 0.034 | U | |
| VMP-42 | 10 | VMP-42-10-110525-DUP | 11/5/2025 | < 0.0031 | U | | < 0.0066 | U | | < 0.0094 | U | | < 0.0062 | U | | < 0.0045 | U | | < 0.0048 | U | | 0.0022 | J | | < 0.034 | U | |
| VMP-42 | 20 | VMP-42-20-020525 | 2/5/2025 | < 0.0030 | U | | < 0.0063 | U | | < 0.0090 | U | | < 0.0059 | U | | < 0.0044 | U | | < 0.0046 | U | | 0.0024 | J | | < 0.033 | U | |
| VMP-42 | 20 | VMP-42-20-043025 | 4/30/2025 | < 0.0031 | U | | < 0.0065 | U | | < 0.0093 | U | | < 0.0061 | U | | < 0.0045 | U | | < 0.0048 | U | | 0.0020 | J | | < 0.034 | U | |
| VMP-42 | 20 | VMP-42-20-072425 | 7/24/2025 | < 0.0035 | U | | < 0.0073 | U | | < 0.01 | U | | < 0.0069 | U | | < 0.0050 | U | | 0.018 | | | 0.0021 | J | | < 0.038 | U | |
| VMP-42 | 20 | VMP-42-20-110525 | 11/5/2025 | 0.0014 | J | | < 0.0070 | U | | < 0.0099 | U | | < 0.0066 | U | | < 0.0048 | U | | < 0.0051 | U | | 0.0023 | J | | < 0.036 | U | |
| VMP-42 | 30 | VMP-42-30-020525 | 2/5/2025 | 0.0011 | J | | < 0.0064 | U | | < 0.0091 | U | | < 0.0060 | U | | < 0.0044 | U | | 0.0016 | J | | 0.0024 | J | | < 0.033 | U | |
| VMP-42 | 30 | VMP-42-30-043025 | 4/30/2025 | < 0.0030 | U | | < 0.0064 | U | | < 0.0091 | U | | < 0.0060 | U | | < 0.0044 | U | | < 0.0047 | U | | 0.0020 | J | | < 0.033 | U | |
| VMP-42 | 30 | VMP-42-30-072425 | 7/24/2025 | < 0.0034 | U | | 0.0015 | J | | < 0.01 | U | | < 0.0068 | U | | < 0.0050 | U | | 0.063 | | | 0.0021 | J | | < 0.038 | U | |
| VMP-42 | 30 | VMP-42-30-110525 | 11/5/2025 | < 0.0035 | U | | < 0.0074 | U | | < 0.01 | U | | < 0.0069 | U | | < 0.0051 | U | | < 0.0054 | U | | 0.0023 | J | | < 0.038 | U | |
| VMP-43 | 10 | VMP-43-10-020625 | 2/6/2025 | < 0.0029 | U | | < 0.0060 | U | | < 0.0086 | U | | < 0.0057 | U | | < 0.0041 | U | | < 0.0044 | U | | 0.0026 | J | | < 0.031 | U | |
| VMP-43 | 10 | VMP-43-10-042825 | 4/28/2025 | 0.00089 | J | | < 0.0076 | U | | < 0.011 | U | | < 0.0071 | U | | < 0.0052 | U | | < 0.0055 | U | | 0.0019 | J | | < 0.039 | J | U |
| VMP-43 | 10 | VMP-43-10-042825-DUP | 4/28/2025 | < 0.0035 | U | | < 0.0074 | U | | < 0.01 | U | | < 0.0069 | U | | < 0.0051 | U | | < 0.0054 | U | | 0.0020 | J | | < 0.038 | J | U |
| VMP-43 | 10 | VMP-43-10-072525 | 7/25/2025 | < 0.0036 | U | | < 0.0075 | U | | < 0.011 | U | | < 0.0070 | U | | < 0.0051 | U | | < 0.0054 | U | | 0.0023 | J | | < 0.039 | U | |
| VMP-43 | 10 | VMP-43-10-102825 | 10/28/2025 | < 0.0032 | U | | < 0.0067 | U | | < 0.0095 | U | | < 0.0063 | U | | < 0.0046 | U | | < 0.0049 | U | | 0.0020 | J | | < 0.035 | U | |
| VMP-43 | 10 | VMP-43-10-102825-DUP | 10/28/2025 | < 0.0031 | U | | < 0.0065 | U | | < 0.0093 | U | | < 0.0061 | U | | < 0.0045 | U | | < 0.0048 | U | | 0.0023 | J | | < 0.034 | U | |

# TABLE 5
## HISTORICAL SUMMARY OF SOIL VAPOR ANALYTICAL DETECTIONS AND SCREENING RESULTS: VILLAGE - VOCS

| | | | | Benzene | | | Bromodichloromethane | | | Butane | | | Carbon Tetrachloride | | | Chlorobenzene | | | Chloroform | | | Dichlorodifluoromethane | | | Dichloromethane (Methylene Chloride) | | |
|---|---|---|---|---|---|---|---|---|---|---|---|---|---|---|---|---|---|---|---|---|---|---|---|---|---|---|---|
| Residential Screening Criteria (mg/m$^3$) | | | | 0.37 | | | 450000 | | | | | | 0.21 | | | 69 | | | 0.11 | | | 270 | | | 5.6 | | |
| Location | Depth (ft bgs) | Sample ID | Sample Date | Result (mg/m$^3$) | Lab Quals | AECOM Quals | Result (mg/m$^3$) | Lab Quals | AECOM Quals | Result (mg/m$^3$) | Lab Quals | AECOM Quals | Result (mg/m$^3$) | Lab Quals | AECOM Quals | Result (mg/m$^3$) | Lab Quals | AECOM Quals | Result (mg/m$^3$) | Lab Quals | AECOM Quals | Result (mg/m$^3$) | Lab Quals | AECOM Quals | Result (mg/m$^3$) | Lab Quals | AECOM Quals |
| VMP-43 | 20 | VMP-43-20-020625 | 2/6/2025 | < 0.0031 | U | | < 0.0066 | U | | < 0.0094 | U | | < 0.0062 | U | | < 0.0045 | U | | 0.0013 | J | | 0.0025 | J | | < 0.034 | U | |
| VMP-43 | 20 | VMP-43-20-042825 | 4/28/2025 | < 0.0033 | U | | < 0.0070 | U | | < 0.0099 | U | | < 0.0066 | U | | < 0.0048 | U | | < 0.0051 | U | | 0.0016 | J | | < 0.036 | J | U |
| VMP-43 | 20 | VMP-43-20-072925 | 7/29/2025 | < 0.0034 | U | | < 0.0072 | U | | < 0.01 | U | | < 0.0067 | U | | < 0.0049 | U | | 0.0017 | J | | 0.0025 | J | | 0.0018 | J | |
| VMP-43 | 20 | VMP-43-20-102825 | 10/28/2025 | < 0.0034 | U | | < 0.0071 | U | | < 0.01 | U | | < 0.0067 | U | | < 0.0049 | U | | < 0.0052 | U | | 0.0022 | J | | < 0.037 | U | |
| VMP-43 | 30 | VMP-43-30-020625 | 2/6/2025 | < 0.0030 | U | | < 0.0064 | U | | < 0.0091 | U | | < 0.0060 | U | | < 0.0044 | U | | < 0.0047 | U | | 0.0027 | J | | < 0.033 | U | |
| VMP-43 | 30 | VMP-43-30-042825 | 4/28/2025 | 0.00065 | J | | < 0.0074 | U | | < 0.01 | U | | < 0.0069 | U | | < 0.0051 | U | | < 0.0054 | U | | 0.0020 | J | | < 0.038 | J | U |
| VMP-43 | 30 | VMP-43-30-072925 | 7/29/2025 | < 0.0034 | U | | < 0.0072 | U | | < 0.01 | U | | < 0.0068 | U | | < 0.0049 | U | | < 0.0052 | U | | 0.0028 | J | | < 0.037 | U | |
| VMP-43 | 30 | VMP-43-30-102825 | 10/28/2025 | 0.0018 | J | | < 0.0067 | U | | < 0.0096 | U | | < 0.0063 | U | | < 0.0046 | U | | < 0.0049 | U | | 0.0019 | J | | < 0.035 | U | |
| VMP-45 | 10 | VMP-45-10-020525 | 2/5/2025 | < 0.0030 | U | | < 0.0063 | U | | < 0.0089 | U | | < 0.0059 | U | | < 0.0043 | U | | < 0.0046 | U | | 0.0028 | J | | < 0.032 | U | |
| VMP-45 | 10 | VMP-45-10-042825 | 4/28/2025 | < 0.0032 | U | | < 0.0068 | U | | < 0.0096 | U | | < 0.0064 | U | | < 0.0046 | U | | < 0.0049 | U | | 0.0019 | J | | < 0.035 | J | U |
| VMP-45 | 10 | VMP-45-10-072425 | 7/24/2025 | < 0.0033 | U | | < 0.0069 | U | | < 0.0098 | U | | < 0.0065 | U | | < 0.0047 | U | | 0.01 | | | 0.0018 | J | | < 0.036 | U | |
| VMP-45 | 10 | VMP-45-10-072425-DUP | 7/24/2025 | < 0.0034 | U | | < 0.0072 | U | | < 0.01 | U | | < 0.0068 | U | | < 0.0049 | U | | 0.01 | | | 0.0018 | J | | < 0.037 | U | |
| VMP-45 | 10 | VMP-45-10-103125 | 10/31/2025 | < 0.0035 | U | | < 0.0074 | U | | < 0.01 | U | UJ | < 0.0070 | U | | < 0.0051 | U | | < 0.0054 | U | | 0.0022 | J | | < 0.038 | U | |
| VMP-45 | 20 | VMP-45-20-020525 | 2/5/2025 | < 0.0030 | U | | < 0.0063 | U | | < 0.0089 | U | | < 0.0059 | U | | < 0.0043 | U | | < 0.0046 | U | | 0.0025 | J | | < 0.032 | U | |
| VMP-45 | 20 | VMP-45-20-020525-DUP | 2/5/2025 | < 0.0030 | U | | < 0.0063 | U | | < 0.0089 | U | | < 0.0059 | U | | < 0.0043 | U | | < 0.0046 | U | | 0.0026 | J | | < 0.032 | U | |
| VMP-45 | 20 | VMP-45-20-042825 | 4/28/2025 | < 0.0031 | U | | < 0.0065 | U | | < 0.0093 | U | | < 0.0061 | U | | < 0.0045 | U | | < 0.0048 | U | | 0.0018 | J | | < 0.034 | J | U |
| VMP-45 | 20 | VMP-45-20-072425 | 7/24/2025 | < 0.0035 | U | | < 0.0073 | U | | < 0.01 | U | | < 0.0069 | U | | < 0.0050 | U | | 0.012 | | | 0.0021 | J | | < 0.038 | U | |
| VMP-45 | 20 | VMP-45-20-103125 | 10/31/2025 | < 0.0034 | U | | < 0.0072 | U | | < 0.01 | U | UJ | < 0.0067 | U | | < 0.0049 | U | | < 0.0052 | U | | < 0.0053 | U | | < 0.037 | U | |
| VMP-45 | 30 | VMP-45-30-020525 | 2/5/2025 | 0.011 | | | < 0.0063 | U | | 0.0027 | J | | < 0.0059 | U | | < 0.0043 | U | | < 0.0046 | U | | 0.0023 | J | | < 0.032 | U | |
| VMP-45 | 30 | VMP-45-30-042825 | 4/28/2025 | < 0.0034 | U | | < 0.0071 | U | | < 0.01 | U | | < 0.0067 | U | | < 0.0049 | U | | < 0.0052 | U | | 0.0019 | J | | < 0.037 | J | U |
| VMP-45 | 30 | VMP-45-30-072425 | 7/24/2025 | < 0.0034 | U | | < 0.0072 | U | | < 0.01 | U | | < 0.0068 | U | | < 0.0050 | U | | 0.011 | | | 0.0024 | J | | < 0.038 | U | |
| VMP-45 | 30 | VMP-45-30-103125 | 10/31/2025 | < 0.0033 | U | | < 0.0069 | U | | < 0.0097 | U | UJ | < 0.0064 | U | | < 0.0047 | U | | < 0.0050 | U | | 0.0022 | J | | < 0.036 | U | |
| VMP-47 | 5 | VMP-47-5-032125 | 3/21/2025 | < 0.0034 | U | | < 0.0072 | U | | < 0.01 | U | | < 0.0067 | U | | < 0.0049 | U | | 0.0050 | J | | 0.0024 | J | | < 0.037 | U | |
| VMP-47 | 5 | VMP-47-5-053025 | 5/30/2025 | < 0.0034 | U | | < 0.0072 | U | | < 0.01 | U | | < 0.0068 | U | | < 0.0049 | U | | 0.0021 | J | | 0.0021 | J | | < 0.037 | U | |
| VMP-47 | 5 | VMP-47-5-072125 | 7/21/2025 | < 0.0033 | U | | 0.0014 | J | | < 0.0098 | U | | < 0.0065 | U | | < 0.0047 | U | | 0.0033 | J | | 0.0023 | J | | < 0.036 | U | |
| VMP-47 | 5 | VMP-47-5-072125-DUP | 7/21/2025 | < 0.0034 | U | | < 0.0072 | U | | < 0.01 | U | | < 0.0067 | U | | < 0.0049 | U | | 0.0026 | J | | 0.0028 | J | | < 0.037 | U | |
| VMP-47 | 5 | VMP-47-5-103125 | 10/31/2025 | < 0.0034 | U | | < 0.0072 | U | | < 0.01 | U | UJ | < 0.0067 | U | | < 0.0049 | U | | < 0.0052 | U | | 0.0022 | J | | < 0.037 | U | |
| VMP-47 | 10 | VMP-47-10-020325 | 2/3/2025 | < 0.0032 | U | | 0.0041 | J | | < 0.0096 | U | | < 0.0064 | U | | < 0.0046 | U | | 0.028 | | | 0.0025 | J | | < 0.035 | U | |
| VMP-47 | 10 | VMP-47-10-042525 | 4/25/2025 | < 0.0034 | U | | 0.0053 | J | | < 0.01 | U | | < 0.0067 | U | | < 0.0049 | U | | 0.039 | | | 0.0023 | J | | 0.0021 | J | |
| VMP-47 | 10 | VMP-47-10-072125 | 7/21/2025 | 0.00065 | J | | 0.012 | | | < 0.01 | U | | < 0.0069 | U | | < 0.0050 | U | | 0.047 | | | 0.0022 | J | | < 0.038 | U | |
| VMP-47 | 10 | VMP-47-10-103125 | 10/31/2025 | < 0.0033 | U | | 0.0031 | J | | < 0.0099 | U | UJ | < 0.0066 | U | | < 0.0048 | U | | 0.011 | | | 0.0022 | J | | < 0.036 | U | |
| VMP-47 | 20 | VMP-47-20-020325 | 2/3/2025 | < 0.0034 | U | | < 0.0071 | U | | < 0.01 | U | | < 0.0067 | U | | < 0.0049 | U | | 0.012 | | | 0.0022 | J | | < 0.037 | U | |
| VMP-47 | 20 | VMP-47-20-053025 | 5/30/2025 | < 0.0032 | U | | 0.0024 | J | | < 0.0096 | U | | < 0.0064 | U | | < 0.0046 | U | | 0.016 | | | 0.0021 | J | | < 0.035 | U | |
| VMP-47 | 20 | VMP-47-20-072125 | 7/21/2025 | < 0.0035 | U | | 0.0028 | J | | < 0.01 | U | | < 0.0069 | U | | < 0.0050 | U | | 0.014 | | | 0.0021 | J | | < 0.038 | U | |
| VMP-47 | 20 | VMP-47-20-103125 | 10/31/2025 | < 0.0032 | U | | < 0.0068 | U | | < 0.0097 | UJ | UJ | < 0.0064 | U | | < 0.0047 | U | | 0.0086 | | | 0.0023 | J | | < 0.035 | U | |
| VMP-47 | 30 | VMP-47-30-020325 | 2/3/2025 | < 0.0034 | U | | < 0.0072 | U | | 0.0042 | J | | < 0.0067 | U | | < 0.0049 | U | | 0.0011 | J | | 0.0023 | J | | < 0.037 | U | |
| VMP-47 | 30 | VMP-47-30-042525 | 4/25/2025 | < 0.0035 | U | | < 0.0073 | U | | < 0.01 | U | | < 0.0068 | U | | < 0.0050 | U | | 0.0045 | J | | 0.0016 | J | | < 0.038 | U | |
| VMP-47 | 30 | VMP-47-30-072125 | 7/21/2025 | < 0.0031 | U | | 0.0018 | J | | < 0.0092 | U | | < 0.0061 | U | | < 0.0045 | U | | 0.0074 | | | 0.0024 | J | | < 0.034 | U | |
| VMP-47 | 30 | VMP-47-30-103125 | 10/31/2025 | < 0.0034 | U | | < 0.0072 | U | | < 0.01 | UJ | UJ | < 0.0068 | U | | < 0.0050 | U | | 0.0058 | | | 0.0018 | J | | < 0.038 | U | |
| VMP-48 | 5 | VMP-48-5-021025 | 2/10/2025 | < 0.0032 | U | | < 0.0068 | U | | < 0.0096 | U | | < 0.0064 | U | | < 0.0047 | U | | < 0.0050 | U | | 0.0026 | J | | < 0.035 | U | |
| VMP-48 | 5 | VMP-48-5-050225 | 5/2/2025 | < 0.0035 | U | | < 0.0074 | U | | < 0.01 | U | | < 0.0070 | U | | < 0.0051 | U | | < 0.0054 | U | | 0.0017 | J | | < 0.038 | U | |
| VMP-48 | 5 | VMP-48-5-050225-DUP | 5/2/2025 | < 0.0034 | U | | < 0.0072 | U | | < 0.01 | U | | < 0.0068 | U | | < 0.0050 | U | | < 0.0053 | U | | 0.0018 | J | | < 0.038 | U | |
| VMP-48 | 5 | VMP-48-5-073025 | 7/30/2025 | 0.00073 | J | | < 0.0077 | U | | < 0.011 | U | | < 0.0073 | U | | < 0.0053 | U | | 0.0015 | J | | 0.0023 | J | | 0.0023 | J | |
| VMP-48 | 5 | VMP-48-5-110425 | 11/4/2025 | < 0.0033 | U | | < 0.0069 | U | | < 0.0098 | U | | < 0.0065 | U | | < 0.0048 | U | | < 0.0050 | U | | 0.0022 | J | | < 0.036 | U | |
| VMP-48 | 10 | VMP-48-10-021025 | 2/10/2025 | 0.0011 | J | | < 0.0064 | U | | 0.0047 | J | | < 0.0060 | U | | < 0.0044 | U | | < 0.0047 | U | | 0.0025 | J | | < 0.033 | U | |
| VMP-48 | 10 | VMP-48-10-050225 | 5/2/2025 | < 0.0033 | U | | < 0.0069 | U | | < 0.0098 | U | | < 0.0065 | U | | < 0.0047 | U | | < 0.0050 | U | | 0.0018 | J | | < 0.036 | U | |
| VMP-48 | 10 | VMP-48-10-073025 | 7/30/2025 | < 0.0037 | U | | < 0.0078 | U | | < 0.011 | U | | < 0.0073 | U | | < 0.0053 | U | | < 0.0057 | U | | 0.0026 | J | | 0.0023 | J | |
| VMP-48 | 10 | VMP-48-10-110425 | 11/4/2025 | < 0.0034 | U | | < 0.0072 | U | | < 0.01 | U | | < 0.0067 | U | | < 0.0049 | U | | < 0.0052 | U | | 0.0021 | J | | < 0.037 | U | |
| VMP-48 | 20 | VMP-48-20-021025 | 2/10/2025 | < 0.0035 | U | | < 0.0073 | U | | < 0.01 | U | | < 0.0068 | U | | < 0.0050 | U | | < 0.0053 | U | | 0.0023 | J | | < 0.038 | U | |
| VMP-48 | 20 | VMP-48-20-110425 | 11/4/2025 | < 0.0034 | U | | < 0.0071 | U | | < 0.01 | U | | < 0.0066 | U | | < 0.0048 | U | | < 0.0052 | U | | 0.0020 | J | | < 0.037 | U | |
| VMP-48 | 30 | VMP-48-30-021025 | 2/10/2025 | < 0.0033 | U | | < 0.0069 | U | | < 0.0098 | U | | < 0.0065 | U | | < 0.0047 | U | | < 0.0050 | U | | 0.0023 | J | | < 0.036 | U | |
| VMP-48 | 30 | VMP-48-30-050225 | 5/2/2025 | 0.0061 | | | < 0.0073 | U | | < 0.01 | U | | < 0.0068 | U | | < 0.0050 | U | | < 0.0053 | U | | < 0.0054 | U | | < 0.038 | U | |
| VMP-48 | 30 | VMP-48-30-073025 | 7/30/2025 | < 0.0035 | U | | < 0.0073 | U | | < 0.01 | U | | < 0.0068 | U | | < 0.0050 | U | | < 0.0053 | U | | 0.0025 | J | | < 0.038 | U | |
| VMP-48 | 30 | VMP-48-30-110425 | 11/4/2025 | < 0.0036 | U | | < 0.0075 | U | | < 0.011 | U | | < 0.0070 | U | | < 0.0051 | U | | < 0.0054 | U | | 0.0019 | J | | < 0.039 | U | |

# TABLE 5
## HISTORICAL SUMMARY OF SOIL VAPOR ANALYTICAL DETECTIONS AND SCREENING RESULTS: VILLAGE - VOCS

| | | | | Benzene | | | Bromodichloromethane | | | Butane | | | Carbon Tetrachloride | | | Chlorobenzene | | | Chloroform | | | Dichlorodifluoromethane | | | Dichloromethane (Methylene Chloride) | | |
|---|---|---|---|---|---|---|---|---|---|---|---|---|---|---|---|---|---|---|---|---|---|---|---|---|---|---|---|
| Residential Screening Criteria (mg/m$^3$) | | | | 0.37 | | | 450000 | | | | | | 0.21 | | | 69 | | | 0.11 | | | 270 | | | 5.6 | | |
| Location | Depth (ft bgs) | Sample ID | Sample Date | Result (mg/m$^3$) | Lab Quals | AECOM Quals | Result (mg/m$^3$) | Lab Quals | AECOM Quals | Result (mg/m$^3$) | Lab Quals | AECOM Quals | Result (mg/m$^3$) | Lab Quals | AECOM Quals | Result (mg/m$^3$) | Lab Quals | AECOM Quals | Result (mg/m$^3$) | Lab Quals | AECOM Quals | Result (mg/m$^3$) | Lab Quals | AECOM Quals | Result (mg/m$^3$) | Lab Quals | AECOM Quals |
| VMP-49 | 5 | VMP-49-5-021125 | 2/11/2025 | < 0.0062 | U | | < 0.013 | U | | < 0.018 | U | | < 0.012 | U | | < 0.0089 | U | | < 0.0094 | U | | < 0.0095 | U | | < 0.067 | U | |
| VMP-49 | 5 | VMP-49-5-043025 | 4/30/2025 | < 0.0036 | U | | < 0.0075 | U | | < 0.011 | U | | < 0.0070 | U | | < 0.0052 | U | | < 0.0055 | U | | 0.0020 | J | | < 0.039 | U | |
| VMP-49 | 5 | VMP-49-5-072425 | 7/24/2025 | < 0.0034 | U | | < 0.0072 | U | | < 0.01 | U | | < 0.0068 | U | | < 0.0050 | U | | < 0.0053 | U | | 0.0020 | J | | < 0.038 | U | |
| VMP-49 | 5 | VMP-49-5-072425-DUP | 7/24/2025 | < 0.0035 | U | | < 0.0073 | U | | < 0.01 | U | | < 0.0069 | U | | < 0.0050 | U | | < 0.0053 | U | | 0.0018 | J | | < 0.038 | U | |
| VMP-49 | 5 | VMP-49-5-110725 | 11/7/2025 | < 0.0038 | U | | < 0.0079 | U | | < 0.011 | U | | < 0.0074 | U | | < 0.0054 | U | | < 0.0058 | U | | < 0.0058 | U | | < 0.041 | U | |
| VMP-49 | 10 | VMP-49-10-021125 | 2/11/2025 | < 0.0032 | U | | < 0.0068 | U | | < 0.0096 | U | | < 0.0064 | U | | < 0.0046 | U | | < 0.0049 | U | | 0.0027 | J | | < 0.035 | U | |
| VMP-49 | 10 | VMP-49-10-043025 | 4/30/2025 | < 0.0036 | U | | < 0.0075 | U | | < 0.011 | U | | < 0.0070 | U | | < 0.0052 | U | | < 0.0055 | U | | 0.0016 | J | | < 0.039 | U | |
| VMP-49 | 10 | VMP-49-10-072525 | 7/25/2025 | < 0.0034 | U | | < 0.0072 | U | | < 0.01 | U | | < 0.0068 | U | | < 0.0049 | U | | < 0.0052 | U | | 0.0025 | J | | < 0.037 | U | |
| VMP-49 | 10 | VMP-49-10-110725 | 11/7/2025 | < 0.0035 | U | | < 0.0074 | U | | < 0.01 | U | | < 0.0069 | U | | < 0.0051 | U | | < 0.0054 | U | | 0.0020 | J | | < 0.038 | U | |
| VMP-49 | 20 | VMP-49-20-021125 | 2/11/2025 | < 0.0083 | U | | < 0.017 | U | | < 0.025 | U | | < 0.016 | U | | < 0.012 | U | | < 0.013 | U | | < 0.013 | U | | < 0.09 | U | |
| VMP-49 | 20 | VMP-49-20-043025 | 4/30/2025 | < 0.0034 | U | | < 0.0072 | U | | < 0.01 | U | | < 0.0068 | U | | < 0.0050 | U | | < 0.0053 | U | | 0.0016 | J | | < 0.038 | U | |
| VMP-49 | 20 | VMP-49-20-072525 | 7/25/2025 | 0.0024 | J | | < 0.0073 | U | | < 0.01 | U | | < 0.0069 | U | | < 0.0050 | U | | < 0.0053 | U | | 0.0023 | J | | < 0.038 | U | |
| VMP-49 | 20 | VMP-49-20-110725 | 11/7/2025 | < 0.0038 | U | | < 0.0079 | U | | < 0.011 | U | | < 0.0074 | U | | < 0.0054 | U | | < 0.0058 | U | | < 0.0058 | U | | < 0.041 | U | |
| VMP-49 | 30 | VMP-49-30-021125 | 2/11/2025 | < 0.0030 | U | | < 0.0063 | U | | < 0.0089 | U | | < 0.0059 | U | | < 0.0043 | U | | < 0.0046 | U | | 0.0019 | J | | < 0.032 | U | |
| VMP-49 | 30 | VMP-49-30-043025 | 4/30/2025 | < 0.0035 | U | | < 0.0073 | U | | < 0.01 | U | | < 0.0068 | U | | < 0.0050 | U | | < 0.0053 | U | | 0.0020 | J | | < 0.038 | U | |
| VMP-49 | 30 | VMP-49-30-072525 | 7/25/2025 | < 0.0034 | U | | < 0.0072 | U | | < 0.01 | U | | < 0.0067 | U | | < 0.0049 | U | | 0.0015 | J | | 0.0025 | J | | < 0.037 | U | |
| VMP-49 | 30 | VMP-49-30-110725 | 11/7/2025 | < 0.0037 | U | | < 0.0077 | U | | < 0.011 | U | | < 0.0073 | U | | < 0.0053 | U | | 0.0020 | J | | 0.0020 | J | | < 0.04 | U | |
| VMP-50 | 5 | VMP-50-5-021025 | 2/10/2025 | < 0.0031 | U | | < 0.0065 | U | | 0.0048 | J | | < 0.0061 | U | | < 0.0045 | U | | < 0.0048 | U | | 0.0028 | J | | < 0.034 | U | |
| VMP-50 | 5 | VMP-50-5-043025 | 4/30/2025 | < 0.0036 | U | | < 0.0075 | U | | < 0.011 | U | | < 0.0070 | U | | < 0.0051 | U | | < 0.0054 | U | | 0.0019 | J | | < 0.039 | U | |
| VMP-50 | 5 | VMP-50-5-073025 | 7/30/2025 | < 0.0035 | U | | < 0.0074 | U | | < 0.01 | U | | < 0.0070 | U | | < 0.0051 | U | | < 0.0054 | U | | 0.0022 | J | | < 0.038 | U | |
| VMP-50 | 5 | VMP-50-5-073025-DUP | 7/30/2025 | < 0.0036 | U | | < 0.0075 | U | | < 0.011 | U | | < 0.0071 | U | | < 0.0052 | U | | < 0.0055 | U | | 0.0024 | J | | < 0.039 | U | |
| VMP-50 | 5 | VMP-50-5-110725 | 11/7/2025 | < 0.0036 | U | | < 0.0076 | U | | < 0.011 | U | | < 0.0071 | U | | < 0.0052 | U | | < 0.0055 | U | | 0.0020 | J | | < 0.039 | U | |
| VMP-50 | 10 | VMP-50-10-021025 | 2/10/2025 | < 0.0032 | U | | < 0.0068 | U | | < 0.0096 | U | | < 0.0064 | U | | < 0.0046 | U | | < 0.0049 | U | | 0.0027 | J | | < 0.035 | U | |
| VMP-50 | 10 | VMP-50-10-043025 | 4/30/2025 | < 0.0035 | U | | < 0.0073 | U | | < 0.01 | U | | < 0.0069 | U | | < 0.0050 | U | | < 0.0053 | U | | 0.0022 | J | | < 0.038 | U | |
| VMP-50 | 10 | VMP-50-10-073025 | 7/30/2025 | < 0.0036 | U | | < 0.0075 | U | | < 0.011 | U | | < 0.0071 | U | | < 0.0052 | U | | < 0.0055 | U | | 0.0025 | J | | 0.0019 | J | |
| VMP-50 | 10 | VMP-50-10-110725 | 11/7/2025 | < 0.0035 | U | | < 0.0073 | U | | < 0.01 | U | | < 0.0068 | U | | < 0.0050 | U | | < 0.0053 | U | | 0.0022 | J | | < 0.038 | U | |
| VMP-50 | 20 | VMP-50-20-021025 | 2/10/2025 | < 0.0033 | U | | < 0.0069 | U | | < 0.0097 | U | | 0.0011 | J | | < 0.0047 | U | | 0.0017 | J | | 0.0023 | J | | < 0.036 | U | |
| VMP-50 | 20 | VMP-50-20-043025 | 4/30/2025 | < 0.0034 | U | | < 0.0072 | U | | < 0.01 | U | | < 0.0067 | U | | < 0.0049 | U | | 0.0013 | J | | 0.0021 | J | | < 0.037 | U | |
| VMP-50 | 20 | VMP-50-20-073025 | 7/30/2025 | < 0.0035 | U | | < 0.0074 | U | | < 0.01 | U | | < 0.0069 | U | | < 0.0051 | U | | 0.0016 | J | | 0.0026 | J | | 0.0021 | J | |
| VMP-50 | 20 | VMP-50-20-110725 | 11/7/2025 | < 0.0034 | U | | < 0.0071 | U | | < 0.01 | U | | < 0.0067 | U | | < 0.0049 | U | | < 0.0052 | U | | 0.0020 | J | | < 0.037 | U | |
| VMP-50 | 30 | VMP-50-30-021025 | 2/10/2025 | 0.00064 | J | | < 0.0072 | U | | 0.0094 | J | | < 0.0067 | U | | < 0.0049 | U | | 0.045 | | | 0.0021 | J | | < 0.037 | U | |
| VMP-50 | 30 | VMP-50-30-021025-DUP | 2/10/2025 | 0.00066 | J | | < 0.0066 | U | | 0.0096 | | | < 0.0062 | U | | < 0.0046 | U | | 0.046 | | | 0.0026 | J | | < 0.034 | U | |
| VMP-50 | 30 | VMP-50-30-043025 | 4/30/2025 | < 0.0034 | U | | < 0.0071 | U | | < 0.01 | U | | < 0.0067 | U | | < 0.0049 | U | | 0.0098 | | | 0.0017 | J | | < 0.037 | U | |
| VMP-50 | 30 | VMP-50-30-073025 | 7/30/2025 | < 0.0043 | U | | < 0.0091 | U | | < 0.013 | U | | < 0.0086 | U | | < 0.0063 | U | | 0.011 | | | 0.0027 | J | | < 0.047 | U | |
| VMP-50 | 30 | VMP-50-30-110725 | 11/7/2025 | < 0.0032 | U | | < 0.0068 | U | | < 0.0097 | U | | < 0.0064 | U | | < 0.0047 | U | | 0.025 | | | 0.0019 | J | | < 0.035 | U | |
| VMP-51 | 5 | VMP-51-5-020525 | 2/5/2025 | < 0.0030 | U | | < 0.0063 | U | | < 0.0089 | U | | < 0.0059 | U | | < 0.0043 | U | | < 0.0046 | U | | 0.0025 | J | | < 0.032 | U | |
| VMP-51 | 5 | VMP-51-5-042925 | 4/29/2025 | < 0.0033 | U | | < 0.0070 | U | | < 0.0099 | U | | < 0.0066 | U | | < 0.0048 | U | | < 0.0051 | U | | 0.0017 | J | | < 0.036 | U | |
| VMP-51 | 5 | VMP-51-5-072325 | 7/23/2025 | < 0.0034 | U | | < 0.0072 | U | | < 0.01 | U | | < 0.0068 | U | | < 0.0050 | U | | < 0.0053 | U | | 0.0020 | J | | < 0.038 | U | |
| VMP-51 | 5 | VMP-51-5-110625 | 11/6/2025 | < 0.0034 | U | | < 0.0071 | U | | < 0.01 | U | | < 0.0067 | U | | < 0.0049 | U | | < 0.0052 | U | | 0.0021 | J | | < 0.037 | U | |
| VMP-51 | 10 | VMP-51-10-020525 | 2/5/2025 | < 0.0029 | U | | < 0.0060 | U | | < 0.0086 | U | | < 0.0057 | U | | < 0.0041 | U | | < 0.0044 | U | | 0.0026 | J | | < 0.031 | U | |
| VMP-51 | 10 | VMP-51-10-042925 | 4/29/2025 | < 0.0033 | U | | < 0.0069 | U | | < 0.0097 | U | | < 0.0064 | U | | < 0.0047 | U | | < 0.0050 | U | | 0.0019 | J | | < 0.036 | U | |
| VMP-51 | 10 | VMP-51-10-072325 | 7/23/2025 | < 0.0035 | U | | < 0.0073 | U | | < 0.01 | U | | < 0.0069 | U | | < 0.0050 | U | | 0.0014 | J | | 0.0022 | J | | < 0.038 | U | |
| VMP-51 | 10 | VMP-51-10-110625 | 11/6/2025 | < 0.0034 | U | | < 0.0071 | U | | < 0.01 | U | | < 0.0066 | U | | < 0.0048 | U | | < 0.0052 | U | | 0.0021 | J | | < 0.037 | U | |
| VMP-51 | 20 | VMP-51-20-020525 | 2/5/2025 | 0.00066 | J | | < 0.0063 | U | | < 0.0089 | U | | < 0.0059 | U | | < 0.0043 | U | | 0.0045 | J | | 0.0048 | | | 0.0062 | J | |
| VMP-51 | 20 | VMP-51-20-042925 | 4/29/2025 | < 0.0034 | U | | < 0.0071 | U | | < 0.01 | U | | < 0.0067 | U | | < 0.0049 | U | | < 0.0052 | U | | 0.0025 | J | | < 0.037 | U | |
| VMP-51 | 20 | VMP-51-20-042925-DUP | 4/29/2025 | < 0.0032 | U | | < 0.0068 | U | | < 0.0097 | U | | < 0.0064 | U | | < 0.0047 | U | | < 0.0050 | U | | 0.0025 | J | | < 0.035 | U | |
| VMP-51 | 20 | VMP-51-20-072425 | 7/24/2025 | < 0.0034 | U | | < 0.0070 | U | | < 0.01 | U | | < 0.0066 | U | | < 0.0048 | U | | < 0.0051 | U | | 0.0022 | J | | < 0.036 | U | |
| VMP-51 | 20 | VMP-51-20-110625 | 11/6/2025 | < 0.0035 | U | | < 0.0073 | U | | < 0.01 | U | | < 0.0068 | U | | < 0.0050 | U | | < 0.0053 | U | | 0.0024 | J | | < 0.038 | U | |
| VMP-51 | 30 | VMP-51-30-020525 | 2/5/2025 | < 0.0030 | U | | < 0.0064 | U | | < 0.0090 | U | | < 0.0060 | U | | < 0.0044 | U | | < 0.0046 | U | | 0.012 | | | < 0.033 | U | |
| VMP-51 | 30 | VMP-51-30-042925 | 4/29/2025 | < 0.0034 | U | | < 0.0072 | U | | < 0.01 | U | | < 0.0067 | U | | < 0.0049 | U | | < 0.0052 | U | | 0.0028 | J | | < 0.037 | U | |
| VMP-51 | 30 | VMP-51-30-072425 | 7/24/2025 | < 0.0033 | U | | < 0.0069 | U | | < 0.0098 | U | | < 0.0065 | U | | < 0.0047 | U | | < 0.0050 | U | | 0.0023 | J | | < 0.036 | U | |
| VMP-51 | 30 | VMP-51-30-110625 | 11/6/2025 | < 0.0036 | U | | < 0.0076 | U | | < 0.011 | U | | < 0.0071 | U | | < 0.0052 | U | | < 0.0055 | U | | 0.0025 | J | | < 0.039 | U | |
| VMP-51 | 30 | VMP-51-30-110625-DUP | 11/6/2025 | < 0.0036 | U | | < 0.0076 | U | | < 0.011 | U | | < 0.0071 | U | | < 0.0052 | U | | < 0.0055 | U | | 0.0024 | J | | < 0.039 | U | |
| VMP-52 | 5 | VMP-52-5-020625 | 2/6/2025 | < 0.0031 | U | | < 0.0064 | U | | < 0.0091 | U | | < 0.0060 | U | | < 0.0044 | U | | < 0.0047 | U | | 0.0027 | J | | < 0.033 | U | |
| VMP-52 | 5 | VMP-52-5-042925 | 4/29/2025 | < 0.0035 | U | | < 0.0073 | U | | < 0.01 | U | | < 0.0069 | U | | < 0.0050 | U | | < 0.0053 | U | | 0.0019 | J | | < 0.038 | J | U |
| VMP-52 | 5 | VMP-52-5-072925 | 7/29/2025 | < 0.0034 | U | | < 0.0071 | U | | < 0.01 | U | | < 0.0066 | U | | < 0.0048 | U | | < 0.0052 | U | | 0.0027 | J | | < 0.037 | U | |
| VMP-52 | 5 | VMP-52-5-110425 | 11/4/2025 | < 0.0038 | U | | < 0.0079 | U | | < 0.011 | U | | < 0.0074 | U | | < 0.0054 | U | | < 0.0058 | U | | < 0.0059 | U | | < 0.041 | U | |

# TABLE 5
## HISTORICAL SUMMARY OF SOIL VAPOR ANALYTICAL DETECTIONS AND SCREENING RESULTS: VILLAGE - VOCS

| | | | | Benzene | | | Bromodichloromethane | | | Butane | | | Carbon Tetrachloride | | | Chlorobenzene | | | Chloroform | | | Dichlorodifluoromethane | | | Dichloromethane (Methylene Chloride) | | |
|---|---|---|---|---|---|---|---|---|---|---|---|---|---|---|---|---|---|---|---|---|---|---|---|---|---|---|---|
| Residential Screening Criteria (mg/m$^3$) | | | | 0.37 | | | 450000 | | | | | | 0.21 | | | 69 | | | 0.11 | | | 270 | | | 5.6 | | |
| Location | Depth (ft bgs) | Sample ID | Sample Date | Result (mg/m$^3$) | Lab Quals | AECOM Quals | Result (mg/m$^3$) | Lab Quals | AECOM Quals | Result (mg/m$^3$) | Lab Quals | AECOM Quals | Result (mg/m$^3$) | Lab Quals | AECOM Quals | Result (mg/m$^3$) | Lab Quals | AECOM Quals | Result (mg/m$^3$) | Lab Quals | AECOM Quals | Result (mg/m$^3$) | Lab Quals | AECOM Quals | Result (mg/m$^3$) | Lab Quals | AECOM Quals |
| VMP-52 | 10 | VMP-52-10-020625 | 2/6/2025 | < 0.0033 | U | | < 0.0069 | U | | < 0.0098 | U | | < 0.0065 | U | | < 0.0047 | U | | < 0.0050 | U | | 0.0024 | J | | < 0.036 | U | |
| VMP-52 | 10 | VMP-52-10-042925 | 4/29/2025 | < 0.0034 | U | | < 0.0071 | U | | < 0.01 | U | | < 0.0067 | U | | < 0.0049 | U | | < 0.0052 | U | | 0.0018 | J | | < 0.037 | J | U |
| VMP-52 | 10 | VMP-52-10-072925 | 7/29/2025 | < 0.0034 | U | | < 0.0071 | U | | < 0.01 | U | | < 0.0066 | U | | < 0.0048 | U | | < 0.0052 | U | | 0.0028 | J | | < 0.037 | U | |
| VMP-52 | 10 | VMP-52-10-110425 | 11/4/2025 | < 0.0037 | U | | < 0.0077 | U | | < 0.011 | U | | < 0.0073 | U | | < 0.0053 | U | | < 0.0056 | U | | 0.0022 | J | | < 0.04 | U | |
| VMP-52 | 20 | VMP-52-20-020625 | 2/6/2025 | < 0.0032 | U | | < 0.0068 | U | | < 0.0096 | U | | < 0.0064 | U | | < 0.0047 | U | | < 0.0050 | U | | 0.0024 | J | | < 0.035 | U | |
| VMP-52 | 20 | VMP-52-20-042925-DUP | 4/29/2025 | < 0.0034 | U | | < 0.0071 | U | | < 0.01 | U | | < 0.0067 | U | | < 0.0049 | U | | < 0.0052 | U | | 0.0017 | J | | < 0.037 | J | U |
| VMP-52 | 20 | VMP-52-20-072925 | 7/29/2025 | 0.00065 | J | | < 0.0074 | U | | 0.0087 | J | | < 0.0070 | U | | < 0.0051 | U | | < 0.0054 | U | | 0.0027 | J | | < 0.038 | U | |
| VMP-52 | 20 | VMP-52-20-110425 | 11/4/2025 | < 0.0037 | U | | < 0.0077 | U | | < 0.011 | U | | < 0.0073 | U | | < 0.0053 | U | | < 0.0056 | U | | 0.0024 | J | | < 0.04 | U | |
| VMP-52 | 30 | VMP-52-30-020625 | 2/6/2025 | < 0.0033 | U | | < 0.0069 | U | | < 0.0098 | U | | < 0.0065 | U | | < 0.0047 | U | | < 0.0050 | U | | 0.0024 | J | | < 0.036 | U | |
| VMP-52 | 30 | VMP-52-30-042925 | 4/29/2025 | < 0.0034 | U | | < 0.0072 | U | | < 0.01 | U | | < 0.0068 | U | | < 0.0049 | U | | < 0.0052 | U | | 0.0017 | J | | < 0.037 | J | U |
| VMP-52 | 30 | VMP-52-30-072925 | 7/29/2025 | < 0.0036 | U | | < 0.0075 | U | | < 0.011 | U | | < 0.0070 | U | | < 0.0051 | U | | < 0.0054 | U | | 0.0026 | J | | 0.0021 | J | |
| VMP-52 | 30 | VMP-52-30-110425 | 11/4/2025 | < 0.0034 | U | | < 0.0072 | U | | < 0.01 | U | | < 0.0067 | U | | < 0.0049 | U | | < 0.0052 | U | | 0.0024 | J | | < 0.037 | U | |
| VMP-53 | 5 | VMP-53-5-013125 | 1/31/2025 | < 0.0034 | U | | < 0.0071 | U | | < 0.01 | U | | < 0.0067 | U | | < 0.0049 | U | | < 0.0052 | U | | 0.0027 | J | | < 0.037 | U | |
| VMP-53 | 5 | VMP-53-5-042425 | 4/24/2025 | < 0.0035 | U | | < 0.0074 | U | | < 0.01 | U | | < 0.0070 | U | | < 0.0051 | U | | < 0.0054 | U | | 0.0019 | J | | < 0.038 | J | U |
| VMP-53 | 5 | VMP-53-5-071825 | 7/18/2025 | < 0.0035 | U | | < 0.0074 | U | | < 0.01 | U | | < 0.0070 | U | | < 0.0051 | U | | < 0.0054 | U | | 0.0021 | J | | < 0.038 | U | |
| VMP-53 | 5 | VMP-53-5-102825 | 10/28/2025 | < 0.0033 | U | | < 0.0069 | U | | < 0.0098 | U | | < 0.0065 | U | | < 0.0048 | U | | < 0.0050 | U | | 0.0020 | J | | < 0.036 | U | |
| VMP-53 | 5 | VMP-53-5-102825-DUP | 10/28/2025 | < 0.0034 | U | | < 0.0070 | U | | < 0.01 | U | | < 0.0066 | U | | < 0.0048 | U | | < 0.0051 | U | | 0.0020 | J | | < 0.036 | U | |
| VMP-53 | 10 | VMP-53-10-013125 | 1/31/2025 | < 0.0035 | U | | < 0.0073 | U | | < 0.01 | U | | < 0.0069 | U | | < 0.0050 | U | | < 0.0053 | U | | 0.0024 | J | | < 0.038 | U | |
| VMP-53 | 10 | VMP-53-10-053025 | 5/30/2025 | < 0.0035 | U | | < 0.0074 | U | | < 0.01 | U | | < 0.0070 | U | | < 0.0051 | U | | < 0.0054 | U | | 0.0021 | J | | < 0.038 | U | |
| VMP-53 | 10 | VMP-53-10-071825 | 7/18/2025 | < 0.0035 | U | | 0.0053 | J | | < 0.01 | U | | < 0.0068 | U | | < 0.0050 | U | | 0.0085 | | | < 0.0054 | U | | < 0.038 | U | |
| VMP-53 | 10 | VMP-53-10-102825 | 10/28/2025 | < 0.0032 | U | | < 0.0068 | U | | < 0.0096 | U | | < 0.0064 | U | | < 0.0046 | U | | < 0.0049 | U | | 0.0020 | J | | < 0.035 | U | |
| VMP-53 | 20 | VMP-53-20-013125 | 1/31/2025 | < 0.0034 | U | | < 0.0072 | U | | < 0.01 | U | | < 0.0067 | U | | < 0.0049 | U | | < 0.0052 | U | | 0.0025 | J | | < 0.037 | U | |
| VMP-53 | 20 | VMP-53-20-013125-DUP | 1/31/2025 | < 0.0034 | U | | < 0.0070 | U | | < 0.01 | U | | < 0.0066 | U | | < 0.0048 | U | | < 0.0051 | U | | 0.0025 | J | | < 0.036 | U | |
| VMP-53 | 20 | VMP-53-20-042425 | 4/24/2025 | < 0.0036 | U | | < 0.0075 | U | | < 0.011 | U | | < 0.0070 | U | | < 0.0051 | U | | < 0.0054 | U | | 0.0018 | J | | < 0.039 | J | U |
| VMP-53 | 20 | VMP-53-20-071825 | 7/18/2025 | < 0.0033 | U | | 0.0017 | J | | < 0.0097 | U | | < 0.0064 | U | | < 0.0047 | U | | 0.0040 | J | | 0.0021 | J | | < 0.036 | U | |
| VMP-53 | 20 | VMP-53-20-102825 | 10/28/2025 | < 0.0033 | U | | < 0.0070 | U | | < 0.0099 | U | | < 0.0065 | U | | < 0.0048 | U | | < 0.0051 | U | | 0.0021 | J | | < 0.036 | U | |
| VMP-53 | 30 | VMP-53-30-013125 | 1/31/2025 | < 0.0035 | U | | < 0.0074 | U | | < 0.01 | U | | < 0.0069 | U | | < 0.0051 | U | | < 0.0054 | U | | 0.0023 | J | | < 0.038 | U | |
| VMP-53 | 30 | VMP-53-30-042425 | 4/24/2025 | < 0.0034 | U | | < 0.0072 | U | | 0.05 | | | < 0.0068 | U | | < 0.0049 | U | | < 0.0052 | U | | 0.0020 | J | | < 0.037 | J | U |
| VMP-53 | 30 | VMP-53-30-071825 | 7/18/2025 | < 0.0036 | U | | < 0.0076 | U | | < 0.011 | U | | < 0.0072 | U | | < 0.0052 | U | | < 0.0056 | U | | 0.0023 | J | | < 0.04 | U | |
| VMP-53 | 30 | VMP-53-30-121925 | 12/19/2025 | < 0.0032 | U | | < 0.0067 | U | | < 0.0095 | U | | < 0.0063 | U | | < 0.0046 | U | | < 0.0049 | U | | 0.0024 | J | | < 0.0070 | U | |
| VMP-54 | 5 | VMP-54-5-013125 | 1/31/2025 | < 0.0034 | U | | < 0.0070 | U | | < 0.01 | U | | < 0.0066 | U | | < 0.0048 | U | | < 0.0051 | U | | 0.0024 | J | | < 0.036 | U | |
| VMP-54 | 5 | VMP-54-5-042425 | 4/24/2025 | < 0.0034 | U | | < 0.0072 | U | | < 0.01 | U | | < 0.0068 | U | | < 0.0050 | U | | < 0.0053 | U | | 0.0020 | J | | < 0.038 | J | U |
| VMP-54 | 5 | VMP-54-5-072125 | 7/21/2025 | < 0.0034 | U | | < 0.0071 | U | | < 0.01 | U | | < 0.0067 | U | | < 0.0049 | U | | < 0.0052 | U | | 0.0025 | J | | < 0.037 | U | |
| VMP-54 | 5 | VMP-54-5-102825 | 10/28/2025 | < 0.0033 | U | | < 0.0070 | U | | < 0.0099 | U | | < 0.0065 | U | | < 0.0048 | U | | 0.0025 | J | | 0.0019 | J | | < 0.036 | U | |
| VMP-54 | 10 | VMP-54-10-013125 | 1/31/2025 | < 0.0037 | U | | < 0.0077 | U | | < 0.011 | U | | < 0.0072 | U | | < 0.0053 | U | | 0.0031 | J | | 0.0024 | J | | < 0.04 | U | |
| VMP-54 | 10 | VMP-54-10-042425 | 4/24/2025 | < 0.0034 | U | | < 0.0072 | U | | < 0.01 | U | | < 0.0067 | U | | < 0.0049 | U | | < 0.0052 | U | | 0.0017 | J | | < 0.037 | J | U |
| VMP-54 | 10 | VMP-54-10-072125 | 7/21/2025 | < 0.0034 | U | | < 0.0071 | U | | < 0.01 | U | | < 0.0067 | U | | < 0.0049 | U | | 0.0021 | J | | 0.0026 | J | | < 0.037 | U | |
| VMP-54 | 10 | VMP-54-10-102825 | 10/28/2025 | < 0.0032 | U | | < 0.0068 | U | | < 0.0096 | U | | < 0.0064 | U | | < 0.0046 | U | | 0.0026 | J | | 0.0018 | J | | < 0.035 | U | |
| VMP-54 | 20 | VMP-54-20-013125 | 1/31/2025 | < 0.0032 | U | | < 0.0068 | U | | < 0.0096 | U | | < 0.0064 | U | | < 0.0047 | U | | 0.0015 | J | | 0.0024 | J | | < 0.035 | U | |
| VMP-54 | 20 | VMP-54-20-042425 | 4/24/2025 | < 0.0036 | U | | < 0.0076 | U | | < 0.011 | U | | < 0.0071 | U | | < 0.0052 | U | | < 0.0055 | U | | 0.0020 | J | | < 0.039 | J | U |
| VMP-54 | 20 | VMP-54-20-072125 | 7/21/2025 | < 0.0036 | U | | < 0.0075 | U | | < 0.011 | U | | < 0.0070 | U | | < 0.0051 | U | | < 0.0054 | U | | 0.0030 | J | | < 0.039 | U | |
| VMP-54 | 20 | VMP-54-20-102825 | 10/28/2025 | < 0.0033 | U | | < 0.0070 | U | | < 0.0099 | U | | < 0.0066 | U | | < 0.0048 | U | | < 0.0051 | U | | 0.0021 | J | | < 0.036 | U | |
| VMP-54 | 20 | VMP-54-20-102825-DUP | 10/28/2025 | < 0.0032 | U | | < 0.0067 | U | | < 0.0095 | U | | < 0.0063 | U | | < 0.0046 | U | | < 0.0048 | U | | 0.0022 | J | | < 0.034 | U | |
| VMP-54 | 30 | VMP-54-30-013125 | 1/31/2025 | < 0.0033 | U | | < 0.0069 | U | | < 0.0097 | U | | < 0.0064 | U | | < 0.0047 | U | | 0.0017 | J | | 0.0026 | J | | < 0.036 | U | |
| VMP-54 | 30 | VMP-54-30-042425 | 4/24/2025 | < 0.0035 | U | | < 0.0074 | U | | < 0.01 | U | | < 0.0070 | U | | < 0.0051 | U | | 0.0030 | J | | 0.0018 | J | | < 0.038 | J | U |
| VMP-54 | 30 | VMP-54-30-072125 | 7/21/2025 | < 0.0033 | U | | < 0.0070 | U | | < 0.0099 | U | | < 0.0066 | U | | < 0.0048 | U | | 0.0057 | | | 0.0021 | J | | < 0.036 | U | |
| VMP-54 | 30 | VMP-54-30-102825 | 10/28/2025 | < 0.0033 | U | | < 0.0069 | U | | < 0.0098 | U | | < 0.0065 | U | | < 0.0048 | U | | 0.0091 | | | 0.0021 | J | | < 0.036 | U | |
| VMP-56 | 10 | VMP-56-10-020725 | 2/7/2025 | < 0.0032 | U | | < 0.0067 | U | | 0.0056 | J | | < 0.0063 | U | | < 0.0046 | U | | < 0.0048 | U | | 0.0025 | J | | < 0.034 | U | |
| VMP-56 | 10 | VMP-56-10-020725-DUP | 2/7/2025 | < 0.0032 | U | | < 0.0068 | U | | 0.0056 | J | | < 0.0064 | U | | < 0.0047 | U | | < 0.0050 | U | | 0.0024 | J | | < 0.035 | U | |
| VMP-56 | 10 | VMP-56-10-050125 | 5/1/2025 | < 0.0034 | U | | < 0.0071 | U | | < 0.01 | U | | < 0.0066 | U | | < 0.0048 | U | | < 0.0052 | U | | 0.0017 | J | | < 0.037 | U | |
| VMP-56 | 10 | VMP-56-10-072825 | 7/28/2025 | < 0.0034 | U | | < 0.0072 | U | | < 0.01 | U | | < 0.0067 | U | | < 0.0049 | U | | < 0.0052 | U | | 0.0021 | J | | 0.0018 | J | |
| VMP-56 | 10 | VMP-56-10-110525 | 11/5/2025 | < 0.0032 | U | | < 0.0067 | U | | < 0.0095 | U | | < 0.0063 | U | | < 0.0046 | U | | < 0.0048 | U | | 0.0022 | J | | < 0.034 | U | |
| VMP-56 | 10 | VMP-56-10-110525-DUP | 11/5/2025 | < 0.0033 | U | | < 0.0069 | U | | < 0.0098 | U | | < 0.0065 | U | | < 0.0048 | U | | < 0.0050 | U | | 0.0021 | J | | < 0.036 | U | |
| VMP-56 | 25 | VMP-56-25-020725 | 2/7/2025 | 0.00084 | J | | < 0.0067 | U | | < 0.0096 | U | | < 0.0063 | U | | < 0.0046 | U | | < 0.0049 | U | | 0.0025 | J | | < 0.035 | U | |
| VMP-56 | 25 | VMP-56-25-050125 | 5/1/2025 | < 0.0036 | U | | < 0.0076 | U | | < 0.011 | U | | < 0.0071 | U | | < 0.0052 | U | | < 0.0055 | U | | < 0.0056 | U | | < 0.039 | U | |
| VMP-56 | 25 | VMP-56-25-072825 | 7/28/2025 | 0.0017 | J | | < 0.0075 | U | | 0.0047 | J | | < 0.0070 | U | | < 0.0052 | U | | < 0.0055 | U | | 0.0024 | J | | < 0.039 | U | |
| VMP-56 | 25 | VMP-56-25-110525 | 11/5/2025 | < 0.0034 | U | | < 0.0072 | U | | < 0.01 | U | | < 0.0068 | U | | < 0.0050 | U | | < 0.0053 | U | | 0.0024 | J | | < 0.038 | U | |

# TABLE 5
## HISTORICAL SUMMARY OF SOIL VAPOR ANALYTICAL DETECTIONS AND SCREENING RESULTS: VILLAGE - VOCS

| | | | | Benzene | | | Bromodichloromethane | | | Butane | | | Carbon Tetrachloride | | | Chlorobenzene | | | Chloroform | | | Dichlorodifluoromethane | | | Dichloromethane (Methylene Chloride) | | |
|---|---|---|---|---|---|---|---|---|---|---|---|---|---|---|---|---|---|---|---|---|---|---|---|---|---|---|---|
| Residential Screening Criteria (mg/m$^3$) | | | | 0.37 | | | 450000 | | | | | | 0.21 | | | 69 | | | 0.11 | | | 270 | | | 5.6 | | |
| Location | Depth (ft bgs) | Sample ID | Sample Date | Result (mg/m$^3$) | Lab Quals | AECOM Quals | Result (mg/m$^3$) | Lab Quals | AECOM Quals | Result (mg/m$^3$) | Lab Quals | AECOM Quals | Result (mg/m$^3$) | Lab Quals | AECOM Quals | Result (mg/m$^3$) | Lab Quals | AECOM Quals | Result (mg/m$^3$) | Lab Quals | AECOM Quals | Result (mg/m$^3$) | Lab Quals | AECOM Quals | Result (mg/m$^3$) | Lab Quals | AECOM Quals |
| VMP-56 | 38.5 | VMP-56-38.5-020725 | 2/7/2025 | 0.29 | | | < 0.26 | U | | 1.4 | | | < 0.25 | U | | < 0.18 | U | | < 0.19 | U | | < 0.19 | U | | < 0.55 | U | |
| VMP-56 | 38.5 | VMP-56-38.5-050225 | 5/2/2025 | 0.24 | | | < 0.098 | U | | 0.26 | | | < 0.092 | U | | < 0.067 | U | | < 0.071 | U | | < 0.072 | U | | < 0.2 | U | |
| VMP-56 | 38.5 | VMP-56-38.5-072825 | 7/28/2025 | 820 | | | < 1200 | U | | 9500 | | | < 1100 | U | | < 800 | U | | < 840 | U | | < 860 | U | | < 2400 | U | |
| VMP-56 | 38.5 | VMP-56-38.5-110525 | 11/5/2025 | 440 | | | < 75 | U | | 4300 | | | < 70 | U | | < 52 | U | | < 55 | U | | < 55 | U | | < 160 | U | |
| VMP-62 | 5 | VMP-62-5-020325 | 2/3/2025 | 0.00069 | J | | < 0.0072 | U | | < 0.01 | U | | < 0.0067 | U | | < 0.0049 | U | | < 0.0052 | U | | 0.0023 | J | | < 0.037 | U | |
| VMP-62 | 5 | VMP-62-5-020325-DUP | 2/3/2025 | < 0.0036 | U | | < 0.0077 | U | | < 0.011 | U | | < 0.0072 | U | | < 0.0053 | U | | < 0.0056 | U | | 0.0021 | J | | < 0.04 | U | |
| VMP-62 | 5 | VMP-62-5-042825 | 4/28/2025 | < 0.0036 | U | | < 0.0075 | U | | < 0.011 | U | | < 0.0071 | U | | < 0.0052 | U | | < 0.0055 | U | | 0.0020 | J | | < 0.039 | J | U |
| VMP-62 | 5 | VMP-62-5-072225 | 7/22/2025 | < 0.0038 | U | | < 0.0080 | U | | < 0.011 | U | | < 0.0076 | U | | < 0.0055 | U | | 0.0018 | J | | 0.0024 | J | | < 0.042 | U | |
| VMP-62 | 5 | VMP-62-5-103125 | 10/31/2025 | < 0.0037 | U | | < 0.0078 | U | | < 0.011 | UJ | UJ | < 0.0073 | U | | < 0.0053 | U | | < 0.0057 | U | | 0.0020 | J | | < 0.04 | U | |
| VMP-62 | 10 | VMP-62-10-020325 | 2/3/2025 | < 0.0034 | U | | < 0.0071 | U | | < 0.01 | U | | < 0.0067 | U | | < 0.0049 | U | | 0.0043 | J | | 0.0024 | J | | < 0.037 | U | |
| VMP-62 | 10 | VMP-62-10-042825 | 4/28/2025 | < 0.0032 | U | | 0.0018 | J | | < 0.0097 | U | | < 0.0064 | U | | < 0.0047 | U | | 0.0067 | | | 0.0019 | J | | < 0.035 | J | U |
| VMP-62 | 10 | VMP-62-10-072225 | 7/22/2025 | < 0.0036 | U | | < 0.0076 | U | | < 0.011 | U | | < 0.0071 | U | | < 0.0052 | U | | 0.0047 | J | | 0.0020 | J | | < 0.039 | U | |
| VMP-62 | 10 | VMP-62-10-103125 | 10/31/2025 | < 0.0033 | U | | < 0.0070 | U | | < 0.0099 | UJ | UJ | < 0.0065 | U | | < 0.0048 | U | | < 0.0051 | U | | 0.0020 | J | | < 0.036 | U | |
| VMP-62 | 20 | VMP-62-20-020325 | 2/3/2025 | < 0.0036 | U | | < 0.0075 | U | | < 0.011 | U | | < 0.0070 | U | | < 0.0052 | U | | 0.0023 | J | | 0.0024 | J | | < 0.039 | U | |
| VMP-62 | 20 | VMP-62-20-042825 | 4/28/2025 | < 0.0034 | U | | < 0.0072 | U | | < 0.01 | U | | < 0.0068 | U | | < 0.0050 | U | | 0.0045 | J | | 0.0017 | J | | < 0.038 | J | U |
| VMP-62 | 20 | VMP-62-20-072225 | 7/22/2025 | < 0.0034 | U | | < 0.0071 | U | | < 0.01 | U | | < 0.0067 | U | | < 0.0049 | U | | 0.0048 | J | | 0.0022 | J | | < 0.037 | U | |
| VMP-62 | 20 | VMP-62-20-103125 | 10/31/2025 | < 0.0033 | U | | < 0.0070 | U | | < 0.0099 | UJ | UJ | < 0.0065 | U | | < 0.0048 | U | | 0.0021 | J | | 0.0022 | J | | < 0.036 | U | |
| VMP-62 | 20 | VMP-62-20-103125-DUP | 10/31/2025 | < 0.0035 | U | | < 0.0074 | U | | < 0.01 | UJ | UJ | < 0.0069 | U | | < 0.0051 | U | | 0.0020 | J | | 0.0022 | J | | < 0.038 | U | |
| VMP-62 | 30 | VMP-62-30-020325 | 2/3/2025 | < 0.0037 | U | | < 0.0077 | U | | < 0.011 | U | | < 0.0072 | U | | < 0.0053 | U | | < 0.0056 | U | | 0.0025 | J | | < 0.04 | U | |
| VMP-62 | 30 | VMP-62-30-042825 | 4/28/2025 | < 0.0031 | U | | < 0.0066 | U | | < 0.0094 | U | | < 0.0062 | U | | < 0.0045 | U | | < 0.0048 | U | | 0.0021 | J | | < 0.034 | J | U |
| VMP-62 | 30 | VMP-62-30-072225 | 7/22/2025 | < 0.0034 | U | | < 0.0071 | U | | < 0.01 | U | | < 0.0067 | U | | < 0.0049 | U | | 0.0013 | J | | 0.0025 | J | | < 0.037 | U | |
| VMP-62 | 30 | VMP-62-30-110425 | 11/4/2025 | < 0.0033 | U | | < 0.0069 | U | | 0.0056 | J | | < 0.0065 | U | | < 0.0048 | U | | < 0.0050 | U | | 0.0026 | J | | < 0.036 | U | |
| VMP-63 | 5 | VMP-63-5-020525 | 2/5/2025 | < 0.0030 | U | | < 0.0064 | U | | < 0.0090 | U | | < 0.0060 | U | | < 0.0044 | U | | < 0.0046 | U | | 0.0025 | J | | < 0.033 | U | |
| VMP-63 | 5 | VMP-63-5-020525-DUP | 2/5/2025 | < 0.0029 | U | | < 0.0061 | U | | < 0.0086 | U | | < 0.0057 | U | | < 0.0042 | U | | < 0.0044 | U | | 0.0024 | J | | < 0.032 | U | |
| VMP-63 | 5 | VMP-63-5-042825 | 4/28/2025 | 0.0012 | J | | < 0.0072 | U | | 0.0038 | J | | < 0.0068 | U | | < 0.0049 | U | | < 0.0052 | U | | 0.0016 | J | | < 0.037 | J | U |
| VMP-63 | 5 | VMP-63-5-072225 | 7/22/2025 | < 0.0035 | U | | < 0.0073 | U | | < 0.01 | U | | < 0.0068 | U | | < 0.0050 | U | | 0.0022 | J | | 0.0021 | J | | < 0.038 | U | |
| VMP-63 | 5 | VMP-63-5-072225-DUP | 7/22/2025 | < 0.0035 | U | | < 0.0073 | U | | < 0.01 | U | | < 0.0068 | U | | < 0.0050 | U | | 0.0019 | J | | 0.0022 | J | | < 0.038 | U | |
| VMP-63 | 5 | VMP-63-5-110425 | 11/4/2025 | < 0.0035 | U | | < 0.0073 | U | | 0.0046 | J | | < 0.0068 | U | | < 0.0050 | U | | < 0.0053 | U | | 0.0024 | J | | < 0.038 | U | |
| VMP-63 | 10 | VMP-63-10-020525 | 2/5/2025 | < 0.0066 | U | | < 0.014 | U | | < 0.02 | U | | < 0.013 | U | | < 0.0095 | U | | < 0.01 | U | | < 0.01 | U | | < 0.071 | U | |
| VMP-63 | 10 | VMP-63-10-042825 | 4/28/2025 | < 0.0033 | U | | < 0.0070 | U | | < 0.0099 | U | | < 0.0065 | U | | < 0.0048 | U | | < 0.0051 | U | | 0.0023 | J | | < 0.036 | J | U |
| VMP-63 | 10 | VMP-63-10-072225 | 7/22/2025 | < 0.0037 | U | | < 0.0078 | U | | < 0.011 | U | | < 0.0074 | U | | < 0.0054 | U | | < 0.0057 | U | | 0.0023 | J | | < 0.041 | U | |
| VMP-63 | 10 | VMP-63-10-110425 | 11/4/2025 | 0.0014 | J | | < 0.0073 | U | | < 0.01 | U | | < 0.0069 | U | | < 0.0050 | U | | < 0.0053 | U | | 0.0025 | J | | < 0.038 | U | |
| VMP-63 | 20 | VMP-63-20-020525 | 2/5/2025 | < 0.0032 | U | | < 0.0067 | U | | < 0.0095 | U | | < 0.0063 | U | | < 0.0046 | U | | < 0.0048 | U | | 0.0025 | J | | < 0.034 | U | |
| VMP-63 | 20 | VMP-63-20-042825 | 4/28/2025 | < 0.0031 | U | | < 0.0064 | U | | < 0.0091 | U | | < 0.0060 | U | | < 0.0044 | U | | < 0.0047 | U | | 0.0018 | J | | < 0.033 | J | U |
| VMP-63 | 20 | VMP-63-20-072225 | 7/22/2025 | < 0.0033 | U | | < 0.0070 | U | | < 0.0099 | U | | < 0.0065 | U | | < 0.0048 | U | | 0.0032 | J | | 0.0020 | J | | < 0.036 | U | |
| VMP-63 | 20 | VMP-63-20-110425 | 11/4/2025 | 0.0038 | | | < 0.0075 | U | | < 0.011 | U | | < 0.0070 | U | | < 0.0051 | U | | < 0.0054 | U | | 0.0025 | J | | < 0.039 | U | |
| VMP-63 | 30 | VMP-63-30-020525 | 2/5/2025 | < 0.0031 | U | | < 0.0065 | U | | < 0.0092 | U | | < 0.0061 | U | | < 0.0044 | U | | < 0.0047 | U | | 0.0024 | J | | < 0.034 | U | |
| VMP-63 | 30 | VMP-63-30-042825 | 4/28/2025 | < 0.0035 | U | | < 0.0073 | U | | < 0.01 | U | | < 0.0068 | U | | < 0.0050 | U | | < 0.0053 | U | | 0.0017 | J | | < 0.038 | J | U |
| VMP-63 | 30 | VMP-63-30-072225 | 7/22/2025 | < 0.0034 | U | | < 0.0070 | U | | < 0.01 | U | | < 0.0066 | U | | < 0.0048 | U | | 0.0024 | J | | 0.0022 | J | | < 0.036 | U | |
| VMP-63 | 30 | VMP-63-30-110425 | 11/4/2025 | < 0.0035 | U | | < 0.0073 | U | | < 0.01 | U | | < 0.0069 | U | | < 0.0050 | U | | < 0.0053 | U | | 0.0022 | J | | < 0.038 | U | |
| VMP-64 | 5 | VMP-64-5-020325 | 2/3/2025 | < 0.0037 | U | | < 0.0077 | U | | < 0.011 | U | | < 0.0072 | U | | < 0.0053 | U | | < 0.0056 | U | | 0.0025 | J | | < 0.04 | U | |
| VMP-64 | 5 | VMP-64-5-042525 | 4/25/2025 | < 0.0037 | U | | < 0.0077 | U | | < 0.011 | U | | < 0.0072 | U | | < 0.0053 | U | | < 0.0056 | U | | 0.0022 | J | | < 0.04 | U | |
| VMP-64 | 5 | VMP-64-5-042525-DUP | 4/25/2025 | < 0.0033 | U | | < 0.0070 | U | | < 0.0099 | U | | < 0.0065 | U | | < 0.0048 | U | | < 0.0051 | U | | 0.0023 | J | | < 0.036 | U | |
| VMP-64 | 5 | VMP-64-5-072125 | 7/21/2025 | 0.0016 | J | | < 0.0098 | U | | < 0.014 | U | | < 0.0092 | U | | < 0.0067 | U | | 0.0042 | J | | 0.0030 | J | | < 0.051 | U | |
| VMP-64 | 5 | VMP-64-5-103025 | 10/30/2025 | < 0.0034 | U | | < 0.0072 | U | | < 0.01 | UJ | UJ | < 0.0067 | U | | < 0.0049 | U | | 0.0022 | J | | 0.0021 | J | | < 0.037 | U | |
| VMP-64 | 10 | VMP-64-10-020325 | 2/3/2025 | < 0.0035 | U | | < 0.0074 | U | | < 0.01 | U | | < 0.0070 | U | | < 0.0051 | U | | < 0.0054 | U | | 0.0027 | J | | < 0.038 | U | |
| VMP-64 | 10 | VMP-64-10-042525 | 4/25/2025 | < 0.0035 | U | | < 0.0073 | U | | < 0.01 | U | | < 0.0068 | U | | < 0.0050 | U | | < 0.0053 | U | | 0.0023 | J | | < 0.038 | U | |
| VMP-64 | 10 | VMP-64-10-072125 | 7/21/2025 | 0.0010 | J | | < 0.0077 | U | | < 0.011 | U | | < 0.0072 | U | | < 0.0053 | U | | 0.0062 | | | 0.0030 | J | | < 0.04 | U | |
| VMP-64 | 10 | VMP-64-10-103025 | 10/30/2025 | < 0.0034 | U | | < 0.0072 | U | | < 0.01 | UJ | UJ | < 0.0068 | U | | < 0.0049 | U | | 0.01 | | | 0.0020 | J | | < 0.037 | U | |

SEE LAST PAGE OF TABLE FOR NOTES

# TABLE 5
## HISTORICAL SUMMARY OF SOIL VAPOR ANALYTICAL DETECTIONS AND SCREENING RESULTS: VILLAGE - VOCS

| | | | | Benzene | | | Bromodichloromethane | | | Butane | | | Carbon Tetrachloride | | | Chlorobenzene | | | Chloroform | | | Dichlorodifluoromethane | | | Dichloromethane (Methylene Chloride) | | |
|---|---|---|---|---|---|---|---|---|---|---|---|---|---|---|---|---|---|---|---|---|---|---|---|---|---|---|---|
| Residential Screening Criteria ($mg/m^3$) | | | | 0.37 | | | 450000 | | | | | | 0.21 | | | 69 | | | 0.11 | | | 270 | | | 5.6 | | |
| Location | Depth (ft bgs) | Sample ID | Sample Date | Result ($mg/m^3$) | Lab Quals | AECOM Quals | Result ($mg/m^3$) | Lab Quals | AECOM Quals | Result ($mg/m^3$) | Lab Quals | AECOM Quals | Result ($mg/m^3$) | Lab Quals | AECOM Quals | Result ($mg/m^3$) | Lab Quals | AECOM Quals | Result ($mg/m^3$) | Lab Quals | AECOM Quals | Result ($mg/m^3$) | Lab Quals | AECOM Quals | Result ($mg/m^3$) | Lab Quals | AECOM Quals |
| VMP-64 | 20 | VMP-64-20-020325 | 2/3/2025 | < 0.0032 | U | | < 0.0068 | U | | < 0.0096 | U | | < 0.0064 | U | | < 0.0047 | U | | < 0.0050 | U | | 0.0024 | J | | < 0.035 | U | |
| VMP-64 | 20 | VMP-64-20-042525 | 4/25/2025 | < 0.0031 | U | | < 0.0066 | U | | < 0.0093 | U | | < 0.0062 | U | | < 0.0045 | U | | < 0.0048 | U | | 0.0018 | J | | < 0.034 | U | |
| VMP-64 | 20 | VMP-64-20-072125 | 7/21/2025 | < 0.0035 | U | | < 0.0073 | U | | 0.24 | | | < 0.0069 | U | | < 0.0050 | U | | < 0.0053 | U | | 0.0023 | J | | < 0.038 | U | |
| VMP-64 | 20 | VMP-64-20-103025 | 10/30/2025 | < 0.0033 | U | | < 0.0070 | U | | < 0.0099 | UJ | UJ | < 0.0065 | U | | < 0.0048 | U | | 0.0023 | J | | 0.0020 | J | | < 0.036 | U | |

# TABLE 5
## HISTORICAL SUMMARY OF SOIL VAPOR ANALYTICAL DETECTIONS AND SCREENING RESULTS: VILLAGE - VOCS

| | | | | 1,4-Dioxane | | | Ethanol | | | Ethylbenzene | | | 4-Ethyltoluene | | | Heptane | | | Hexane | | | Isopentane | | | 2-Propanol | | |
|---|---|---|---|---|---|---|---|---|---|---|---|---|---|---|---|---|---|---|---|---|---|---|---|---|---|---|---|
| Residential Screening Criteria (mg/m$^3$) | | | | 0.22 | | | | | | 1.3 | | | | | | | | | | | | | | | | | |
| Location | Depth (ft bgs) | Sample ID | Sample Date | Result (mg/m$^3$) | Lab Quals | AECOM Quals | Result (mg/m$^3$) | Lab Quals | AECOM Quals | Result (mg/m$^3$) | Lab Quals | AECOM Quals | Result (mg/m$^3$) | Lab Quals | AECOM Quals | Result (mg/m$^3$) | Lab Quals | AECOM Quals | Result (mg/m$^3$) | Lab Quals | AECOM Quals | Result (mg/m$^3$) | Lab Quals | AECOM Quals | Result (mg/m$^3$) | Lab Quals | AECOM Quals |
| VMP-1 | 5 | VMP-1-5-020525 | 2/5/2025 | < 0.013 | U | | < 0.017 | U | | < 0.0039 | U | | < 0.0044 | U | | < 0.0037 | U | | 0.0015 | J | | 0.011 | | | 0.0027 | J | |
| VMP-1 | 5 | VMP-1-5-042925 | 4/29/2025 | < 0.016 | U | | 0.0060 | J | | < 0.0048 | U | | < 0.0054 | U | | < 0.0045 | U | | < 0.0038 | U | | 0.0044 | J | | 0.021 | | |
| VMP-1 | 5 | VMP-1-5-042925-DUP | 4/29/2025 | < 0.016 | U | | 0.024 | | | < 0.0047 | U | | < 0.0053 | U | | < 0.0044 | U | | < 0.0038 | U | | 0.0040 | J | | 0.0093 | J | |
| VMP-1 | 5 | VMP-1-5-072425 | 7/24/2025 | < 0.015 | U | | 0.017 | J | | < 0.0046 | U | | < 0.0053 | U | | 0.0034 | J | | 0.0038 | | | 0.0025 | J | | 0.0024 | J | |
| VMP-1 | 5 | VMP-1-5-102825 | 10/28/2025 | < 0.015 | U | | < 0.019 | U | | < 0.0045 | U | | < 0.0051 | U | | < 0.0042 | U | | < 0.0036 | U | | < 0.012 | U | | 0.0073 | J | |
| VMP-1 | 8.5 | VMP-1-8.5-020525 | 2/5/2025 | < 0.014 | U | | 0.0039 | J | | < 0.0043 | U | | < 0.0048 | U | | < 0.0040 | U | | 0.0059 | | | 0.056 | | | 0.0048 | J | |
| VMP-1 | 8.5 | VMP-1-8.5-043025 | 4/30/2025 | < 0.014 | U | | 0.02 | | | < 0.0042 | U | | < 0.0047 | U | | < 0.0039 | U | | < 0.0034 | U | | 0.0026 | J | | 0.35 | | |
| VMP-1 | 8.5 | VMP-1-8.5-072425 | 7/24/2025 | < 0.015 | U | | 0.016 | J | | < 0.0046 | U | | < 0.0053 | U | | < 0.0044 | U | | < 0.0038 | U | | 0.0049 | J | | 0.0077 | J | |
| VMP-1 | 8.5 | VMP-1-8.5-102825 | 10/28/2025 | < 0.014 | U | | < 0.019 | U | | < 0.0044 | U | | < 0.0050 | U | | < 0.0041 | U | | < 0.0036 | U | | < 0.012 | U | | 0.0091 | J | |
| VMP-1 | 38.5 | VMP-1-38.5-020525 | 2/5/2025 | < 0.013 | U | | 0.0074 | J | | < 0.0039 | U | | < 0.0044 | U | | < 0.0037 | U | | 0.0040 | | | 0.013 | | | 0.0076 | J | |
| VMP-1 | 38.5 | VMP-1-38.5-043025 | 4/30/2025 | < 0.014 | U | | 0.0066 | J | | < 0.0043 | U | | < 0.0049 | U | | < 0.0041 | U | | < 0.0035 | U | | < 0.012 | U | | 0.02 | | |
| VMP-1 | 38.5 | VMP-1-38.5-072425 | 7/24/2025 | < 0.015 | U | | 0.012 | J | | < 0.0046 | U | | < 0.0053 | U | | < 0.0044 | U | | < 0.0038 | U | | 0.0054 | J | | 0.0019 | J | |
| VMP-2 | 5 | VMP-2-5-020725 | 2/7/2025 | < 0.016 | U | | < 0.02 | U | | < 0.0047 | U | | < 0.0053 | U | | < 0.0044 | U | | < 0.0038 | U | | < 0.013 | U | | < 0.011 | U | |
| VMP-2 | 5 | VMP-2-5-050125 | 5/1/2025 | < 0.016 | U | | < 0.021 | U | | < 0.0048 | U | | < 0.0054 | U | | < 0.0045 | U | | < 0.0039 | U | | < 0.013 | U | | 0.0038 | J | |
| VMP-2 | 5 | VMP-2-5-050125-DUP | 5/1/2025 | < 0.016 | U | | < 0.021 | U | | < 0.0048 | U | | < 0.0054 | U | | < 0.0045 | U | | < 0.0039 | U | | < 0.013 | U | | 0.0042 | J | |
| VMP-2 | 5 | VMP-2-5-072925 | 7/29/2025 | < 0.016 | U | | 0.036 | | | 0.0046 | J | | < 0.0056 | U | | 0.0031 | J | | 0.0094 | | | 0.27 | | | 0.0050 | J | |
| VMP-2 | 5 | VMP-2-5-110425 | 11/4/2025 | < 0.015 | U | | 0.016 | J | | < 0.0045 | U | | < 0.0051 | U | | < 0.0042 | U | | < 0.0036 | U | | < 0.012 | U | | 0.0038 | J | |
| VMP-2 | 5 | VMP-2-5-110425-DUP | 11/4/2025 | < 0.015 | U | | 0.034 | | | < 0.0045 | U | | < 0.0051 | U | | < 0.0043 | U | | < 0.0037 | U | | < 0.012 | U | | < 0.01 | U | |
| VMP-2 | 8.5 | VMP-2-8.5-032125 | 3/21/2025 | < 0.015 | U | | 0.0086 | J | | < 0.0046 | U | | < 0.0052 | U | | < 0.0043 | U | | < 0.0037 | U | | < 0.012 | U | | 0.0057 | J | |
| VMP-2 | 8.5 | VMP-2-8.5-050125 | 5/1/2025 | < 0.015 | U | | 0.0076 | J | | < 0.0045 | U | | < 0.0051 | U | | < 0.0043 | U | | < 0.0037 | U | | < 0.012 | U | | 0.0033 | J | |
| VMP-2 | 8.5 | VMP-2-8.5-072925 | 7/29/2025 | < 0.014 | U | | 0.034 | | | < 0.0044 | U | | < 0.0050 | U | | < 0.0041 | U | | 0.011 | | | 0.39 | | | 0.0030 | J | |
| VMP-2 | 8.5 | VMP-2-8.5-110425 | 11/4/2025 | < 0.015 | U | | 0.015 | J | | < 0.0046 | U | | < 0.0053 | U | | < 0.0044 | U | | < 0.0038 | U | | < 0.013 | U | | < 0.01 | U | |
| VMP-2 | 22 | VMP-2-22-020725 | 2/7/2025 | < 0.014 | U | | 0.0092 | J | | < 0.0044 | U | | < 0.0049 | U | | < 0.0041 | U | | < 0.0035 | U | | < 0.012 | U | | < 0.0099 | U | |
| VMP-2 | 22 | VMP-2-22-050125 | 5/1/2025 | < 0.015 | U | | 0.0050 | J | | < 0.0046 | U | | < 0.0052 | U | | < 0.0043 | U | | < 0.0037 | U | | < 0.012 | U | | 0.0061 | J | |
| VMP-2 | 22 | VMP-2-22-072925 | 7/29/2025 | < 0.015 | U | | 0.024 | | | < 0.0045 | U | | < 0.0051 | U | | < 0.0042 | U | | < 0.0036 | U | | < 0.012 | U | | < 0.01 | U | |
| VMP-2 | 22 | VMP-2-22-110425 | 11/4/2025 | < 0.015 | U | | 0.02 | J | | < 0.0046 | U | | < 0.0052 | U | | < 0.0043 | U | | < 0.0037 | U | | < 0.012 | U | | 0.0038 | J | |
| VMP-2 | 42 | VMP-2-42-020725 | 2/7/2025 | < 300 | U | | < 190 | U | | < 89 | U | | < 100 | U | | 58 | J | | 690 | | | 30000 | | | < 250 | U | |
| VMP-2 | 42 | VMP-2-42-050225 | 5/2/2025 | < 890 | U | | < 580 | U | | < 270 | U | | < 300 | U | | 70 | J | | 900 | | | 32000 | | | < 760 | U | |
| VMP-2 | 42 | VMP-2-42-072825 | 7/28/2025 | < 2400 | U | | < 1600 | U | | < 740 | U | | < 830 | U | | < 690 | U | | 1100 | | | 30000 | | | < 2100 | U | |
| VMP-3 | 5 | VMP-3-5-021025 | 2/10/2025 | < 0.015 | U | | 0.0055 | J | | < 0.0044 | U | | < 0.0050 | U | | < 0.0042 | U | | < 0.0036 | U | | < 0.012 | U | | 0.0020 | J | |
| VMP-3 | 5 | VMP-3-5-050125 | 5/1/2025 | < 0.015 | U | | < 0.02 | U | | < 0.0046 | U | | < 0.0053 | U | | < 0.0044 | U | | < 0.0038 | U | | < 0.013 | U | | 0.0033 | J | |
| VMP-3 | 5 | VMP-3-5-072925 | 7/29/2025 | < 0.014 | U | | < 0.019 | U | | < 0.0043 | U | | < 0.0049 | U | | < 0.0040 | U | | < 0.0035 | U | | < 0.012 | U | | < 0.0097 | U | |
| VMP-3 | 5 | VMP-3-5-072925-DUP | 7/29/2025 | < 0.014 | U | | < 0.019 | U | | < 0.0044 | U | | < 0.0050 | U | | < 0.0041 | U | | < 0.0036 | U | | < 0.012 | U | | 0.0070 | J | |
| VMP-3 | 5 | VMP-3-5-110625 | 11/6/2025 | < 0.015 | U | | < 0.04 | U | | < 0.0046 | U | | < 0.0053 | U | | < 0.0044 | U | | 0.0024 | J | | 0.027 | | | 0.0049 | J | J |
| VMP-3 | 10 | VMP-3-10-021025 | 2/10/2025 | < 0.015 | U | | 0.022 | | | < 0.0045 | U | | < 0.0051 | U | | < 0.0043 | U | | < 0.0037 | U | | < 0.012 | U | | 0.0034 | J | |
| VMP-3 | 10 | VMP-3-10-050125 | 5/1/2025 | < 0.015 | U | | < 0.02 | U | | < 0.0046 | U | | < 0.0053 | U | | < 0.0044 | U | | < 0.0038 | U | | < 0.013 | U | | < 0.01 | U | |
| VMP-3 | 10 | VMP-3-10-072925 | 7/29/2025 | < 0.016 | U | | 0.046 | | | < 0.0048 | U | | < 0.0054 | U | | < 0.0045 | U | | < 0.0038 | U | | 0.0048 | J | | < 0.011 | U | |
| VMP-3 | 10 | VMP-3-10-110625 | 11/6/2025 | < 0.016 | U | | < 0.021 | U | | < 0.0048 | U | | < 0.0054 | U | | < 0.0045 | U | | < 0.0038 | U | | < 0.013 | U | | 0.0039 | J | J |
| VMP-3 | 22 | VMP-3-22-021025 | 2/10/2025 | < 0.015 | U | | 0.023 | | | < 0.0044 | U | | < 0.0050 | U | | < 0.0042 | U | | < 0.0036 | U | | < 0.012 | U | | 0.0048 | J | |
| VMP-3 | 22 | VMP-3-22-050125 | 5/1/2025 | < 0.016 | U | | < 0.02 | U | | < 0.0047 | U | | < 0.0053 | U | | < 0.0044 | U | | < 0.0038 | U | | < 0.013 | U | | < 0.011 | U | |
| VMP-3 | 22 | VMP-3-22-072925 | 7/29/2025 | < 0.015 | U | | 0.039 | | | < 0.0045 | U | | < 0.0051 | U | | < 0.0042 | U | | < 0.0036 | U | | 0.0040 | J | | < 0.01 | U | |
| VMP-3 | 22 | VMP-3-22-110625 | 11/6/2025 | < 0.016 | U | | < 0.02 | U | | < 0.0047 | U | | < 0.0053 | U | | < 0.0044 | U | | < 0.0038 | U | | 0.0043 | J | | < 0.011 | U | |
| VMP-3 | 31.5 | VMP-3-31.5-021125 | 2/11/2025 | < 0.015 | U | | 0.013 | J | | < 0.0047 | U | | < 0.0053 | U | | < 0.0044 | U | | < 0.0038 | U | | 0.0032 | J | J | 0.0022 | J | |
| VMP-3 | 31.5 | VMP-3-31.5-050125 | 5/1/2025 | < 0.016 | U | | < 0.02 | U | | < 0.0047 | U | | < 0.0053 | U | | < 0.0044 | U | | < 0.0038 | U | | < 0.013 | U | | 0.0054 | J | |
| VMP-3 | 31.5 | VMP-3-31.5-072925 | 7/29/2025 | < 0.016 | U | | 0.031 | | | < 0.0048 | U | | < 0.0054 | U | | < 0.0045 | U | | < 0.0038 | U | | 0.0053 | J | | 0.0066 | J | |
| VMP-3 | 31.5 | VMP-3-31.5-121925 | 12/19/2025 | < 0.0073 | U | | < 0.019 | U | | < 0.0044 | U | | < 0.0050 | U | | 0.0020 | J | | 0.0014 | J | | 0.0042 | J | | < 0.01 | U | |
| VMP-3 | 39 | VMP-3-39-050125 | 5/1/2025 | < 0.11 | U | | < 0.14 | U | | < 0.032 | U | | < 0.036 | U | | < 0.03 | U | | < 0.026 | U | | 4.6 | | | < 0.073 | U | |
| VMP-3 | 39 | VMP-3-39-072825 | 7/28/2025 | < 34 | U | | < 22 | U | | < 10 | U | | < 11 | U | | < 9.6 | U | | < 8.2 | U | | 260 | | | < 29 | U | |
| VMP-4 | 5 | VMP-4-5-021025 | 2/10/2025 | < 0.014 | U | | 0.018 | J | | < 0.0042 | U | | < 0.0048 | U | | < 0.0040 | U | | < 0.0034 | U | | < 0.012 | U | | 0.0018 | J | |
| VMP-4 | 5 | VMP-4-5-042925 | 4/29/2025 | < 0.016 | U | | 0.0045 | J | | < 0.0048 | U | | < 0.0054 | U | | < 0.0045 | U | | < 0.0038 | U | | < 0.013 | U | | 0.0056 | J | |
| VMP-4 | 5 | VMP-4-5-073025 | 7/30/2025 | < 0.016 | U | | < 0.022 | U | | < 0.0050 | U | | < 0.0056 | U | | < 0.0047 | U | | < 0.0040 | U | | < 0.014 | U | | 0.0021 | J | |
| VMP-4 | 5 | VMP-4-5-110425 | 11/4/2025 | < 0.016 | U | | < 0.042 | U | | < 0.0048 | U | | < 0.0055 | U | | < 0.0046 | U | | < 0.0039 | U | | < 0.013 | U | | 0.0047 | J | |
| VMP-4 | 12 | VMP-4-12-021025 | 2/10/2025 | < 0.015 | U | | 0.015 | J | | < 0.0045 | U | | < 0.0051 | U | | < 0.0043 | U | | < 0.0037 | U | | < 0.012 | U | | 0.0037 | J | |
| VMP-4 | 12 | VMP-4-12-042925 | 4/29/2025 | < 0.015 | U | | < 0.02 | U | | < 0.0046 | U | | < 0.0052 | U | | < 0.0043 | U | | < 0.0037 | U | | < 0.012 | U | | 0.0050 | J | |
| VMP-4 | 12 | VMP-4-12-042925-DUP | 4/29/2025 | < 0.014 | U | | 0.0053 | J | | < 0.0042 | U | | < 0.0048 | U | | < 0.0040 | U | | < 0.0034 | U | | < 0.012 | U | | 0.0059 | J | |
| VMP-4 | 12 | VMP-4-12-073025 | 7/30/2025 | < 0.016 | U | | < 0.02 | U | | < 0.0047 | U | | < 0.0053 | U | | < 0.0044 | U | | < 0.0038 | U | | < 0.013 | U | | 0.0032 | J | |
| VMP-4 | 12 | VMP-4-12-110425 | 11/4/2025 | < 0.014 | U | | < 0.038 | U | | < 0.0044 | U | | < 0.0050 | U | | < 0.0041 | U | | < 0.0036 | U | | < 0.012 | U | | 0.0048 | J | |
| VMP-4 | 12 | VMP-4-12-110425-DUP | 11/4/2025 | < 0.015 | U | | < 0.04 | U | | < 0.0046 | U | | < 0.0053 | U | | < 0.0044 | U | | < 0.0038 | U | | < 0.013 | U | | 0.0052 | J | |

# TABLE 5
## HISTORICAL SUMMARY OF SOIL VAPOR ANALYTICAL DETECTIONS AND SCREENING RESULTS: VILLAGE - VOCS

| | | | | 1,4-Dioxane | | | Ethanol | | | Ethylbenzene | | | 4-Ethyltoluene | | | Heptane | | | Hexane | | | Isopentane | | | 2-Propanol | | |
|---|---|---|---|---|---|---|---|---|---|---|---|---|---|---|---|---|---|---|---|---|---|---|---|---|---|---|---|
| Residential Screening Criteria (mg/m$^3$) | | | | 0.22 | | | | | | 1.3 | | | | | | | | | | | | | | | | | |
| Location | Depth (ft bgs) | Sample ID | Sample Date | Result (mg/m$^3$) | Lab Quals | AECOM Quals | Result (mg/m$^3$) | Lab Quals | AECOM Quals | Result (mg/m$^3$) | Lab Quals | AECOM Quals | Result (mg/m$^3$) | Lab Quals | AECOM Quals | Result (mg/m$^3$) | Lab Quals | AECOM Quals | Result (mg/m$^3$) | Lab Quals | AECOM Quals | Result (mg/m$^3$) | Lab Quals | AECOM Quals | Result (mg/m$^3$) | Lab Quals | AECOM Quals |
| VMP-4 | 23.5 | VMP-4-23.5-021025 | 2/10/2025 | < 0.014 | U | | 0.01 | J | | < 0.0044 | U | | < 0.0050 | U | | < 0.0041 | U | | < 0.0036 | U | | 0.011 | J | | 0.0017 | J | |
| VMP-4 | 23.5 | VMP-4-23.5-043025 | 4/30/2025 | < 0.014 | U | | < 0.019 | U | | < 0.0044 | U | | < 0.0049 | U | | < 0.0041 | U | | < 0.0035 | U | | 0.0050 | J | | 0.012 | | |
| VMP-4 | 23.5 | VMP-4-23.5-073025 | 7/30/2025 | < 0.016 | U | | < 0.021 | U | | < 0.0049 | U | | < 0.0056 | U | | < 0.0046 | U | | < 0.0040 | U | | 0.0049 | J | | 0.0016 | J | |
| VMP-4 | 23.5 | VMP-4-23.5-110425 | 11/4/2025 | < 0.015 | U | | < 0.039 | U | | < 0.0045 | U | | < 0.0051 | U | | 0.0018 | J | | 0.0027 | J | | < 0.012 | U | | < 0.02 | U | |
| VMP-5 | 5 | VMP-5-5-020525 | 2/5/2025 | < 0.014 | U | | < 0.018 | U | | < 0.0042 | U | | < 0.0048 | U | | < 0.0040 | U | | < 0.0034 | U | | < 0.011 | U | | < 0.0095 | U | |
| VMP-5 | 5 | VMP-5-5-042825 | 4/28/2025 | < 0.015 | U | | 0.0075 | J | | < 0.0046 | U | | < 0.0053 | U | | < 0.0044 | U | | < 0.0038 | U | | < 0.013 | U | | 0.0043 | J | |
| VMP-5 | 5 | VMP-5-5-072325 | 7/23/2025 | < 0.015 | U | | 0.082 | | | < 0.0046 | U | | < 0.0053 | U | | < 0.0044 | U | | < 0.0038 | U | | < 0.013 | U | | 0.0030 | J | |
| VMP-5 | 5 | VMP-5-5-103125 | 10/31/2025 | 0.0052 | J | | 0.014 | J | | < 0.0048 | U | | < 0.0055 | U | | < 0.0046 | U | | < 0.0039 | U | | < 0.013 | U | | 0.0092 | J | |
| VMP-5 | 12.5 | VMP-5-12.5-020525 | 2/5/2025 | < 0.014 | U | | 0.0058 | J | | < 0.0042 | U | | < 0.0048 | U | | < 0.0040 | U | | < 0.0034 | U | | < 0.011 | U | | < 0.0095 | U | |
| VMP-5 | 12.5 | VMP-5-12.5-042825 | 4/28/2025 | < 0.016 | U | | < 0.021 | U | | < 0.0048 | U | | < 0.0054 | U | | < 0.0045 | U | | < 0.0039 | U | | < 0.013 | U | | 0.0043 | J | |
| VMP-5 | 12.5 | VMP-5-12.5-072325 | 7/23/2025 | < 0.014 | U | | 0.0087 | J | | < 0.0043 | U | | < 0.0049 | U | | < 0.0040 | U | | < 0.0035 | U | | < 0.012 | U | | < 0.0097 | U | |
| VMP-5 | 12.5 | VMP-5-12.5-103125 | 10/31/2025 | 0.0029 | J | | < 0.018 | U | | < 0.0042 | U | | < 0.0048 | U | | < 0.0040 | U | | 0.0022 | J | | < 0.012 | U | | < 0.0096 | U | |
| VMP-5 | 31 | VMP-5-31-020525 | 2/5/2025 | < 0.014 | U | | 0.016 | J | | < 0.0042 | U | | < 0.0048 | U | | < 0.0040 | U | | < 0.0034 | U | | < 0.011 | U | | 0.04 | | |
| VMP-5 | 31 | VMP-5-31-042825 | 4/28/2025 | < 0.014 | U | | < 0.019 | U | | < 0.0044 | U | | < 0.0050 | U | | < 0.0041 | U | | 0.0051 | | | 0.0068 | J | | 0.0049 | J | |
| VMP-5 | 31 | VMP-5-31-042825-DUP | 4/28/2025 | < 0.016 | U | | < 0.02 | U | | < 0.0047 | U | | < 0.0053 | U | | < 0.0044 | U | | < 0.0038 | U | | < 0.013 | U | | 0.0029 | J | |
| VMP-5 | 31 | VMP-5-31-072325 | 7/23/2025 | < 0.014 | U | | 0.016 | J | | < 0.0043 | U | | < 0.0049 | U | | < 0.0041 | U | | < 0.0035 | U | | < 0.012 | U | | 0.0029 | J | |
| VMP-5 | 31 | VMP-5-31-103125 | 10/31/2025 | < 0.016 | U | | 0.011 | J | J | < 0.0048 | U | | < 0.0054 | U | | < 0.0045 | U | | < 0.0039 | U | | < 0.013 | U | | 0.0067 | J | |
| VMP-5 | 40 | VMP-5-40-020525 | 2/5/2025 | < 0.014 | U | | 0.0064 | J | | < 0.0042 | U | | < 0.0048 | U | | < 0.0040 | U | | < 0.0034 | U | | < 0.011 | U | | < 0.0095 | U | |
| VMP-5 | 40 | VMP-5-40-042825 | 4/28/2025 | < 0.015 | U | | 0.0062 | J | | < 0.0046 | U | | < 0.0053 | U | | < 0.0044 | U | | < 0.0038 | U | | < 0.013 | U | | 0.0047 | J | |
| VMP-5 | 40 | VMP-5-40-072325 | 7/23/2025 | < 0.016 | U | | 0.023 | | | < 0.0049 | U | | < 0.0055 | U | | < 0.0046 | U | | 0.0019 | J | | < 0.013 | U | | 0.0020 | J | |
| VMP-5 | 40 | VMP-5-40-103125 | 10/31/2025 | < 0.016 | U | | < 0.02 | U | | < 0.0047 | U | | < 0.0053 | U | | < 0.0044 | U | | < 0.0038 | U | | < 0.013 | U | | < 0.011 | U | |
| VMP-5 | 40 | VMP-5-40-103125-DUP | 10/31/2025 | < 0.017 | U | | < 0.022 | U | | < 0.0050 | U | | < 0.0057 | U | | < 0.0047 | U | | < 0.0041 | U | | < 0.014 | U | | 0.0041 | J | |
| VMP-6 | 5 | VMP-6-5-021025 | 2/10/2025 | < 0.015 | U | | 0.0056 | J | | < 0.0044 | U | | < 0.0050 | U | | < 0.0042 | U | | < 0.0036 | U | | 0.0041 | J | | 0.0018 | J | |
| VMP-6 | 5 | VMP-6-5-043025 | 4/30/2025 | < 0.014 | U | | < 0.018 | U | | < 0.0042 | U | | < 0.0048 | U | | < 0.0040 | U | | < 0.0034 | U | | < 0.011 | U | | < 0.0095 | U | |
| VMP-6 | 5 | VMP-6-5-072925 | 7/29/2025 | < 0.016 | U | | < 0.021 | U | | < 0.0049 | U | | < 0.0056 | U | | < 0.0046 | U | | < 0.0040 | U | | < 0.013 | U | | < 0.011 | U | |
| VMP-6 | 5 | VMP-6-5-110425 | 11/4/2025 | < 0.017 | U | | < 0.044 | U | | < 0.0051 | U | | < 0.0058 | U | | < 0.0048 | U | | < 0.0042 | U | | < 0.014 | U | | < 0.023 | U | |
| VMP-6 | 10 | VMP-6-10-021025 | 2/10/2025 | < 0.014 | U | | 0.0083 | J | | < 0.0042 | U | | < 0.0048 | U | | < 0.0040 | U | | < 0.0034 | U | | < 0.012 | U | | 0.0017 | J | |
| VMP-6 | 10 | VMP-6-10-021025-DUP | 2/10/2025 | < 0.015 | U | | 0.024 | | | < 0.0045 | U | | < 0.0051 | U | | < 0.0042 | U | | < 0.0036 | U | | < 0.012 | U | | 0.0051 | J | |
| VMP-6 | 10 | VMP-6-10-043025 | 4/30/2025 | < 0.014 | U | | < 0.019 | U | | < 0.0044 | U | | < 0.0050 | U | | < 0.0041 | U | | < 0.0036 | U | | < 0.012 | U | | < 0.0099 | U | |
| VMP-6 | 10 | VMP-6-10-072925 | 7/29/2025 | < 0.014 | U | | < 0.018 | U | | < 0.0041 | U | | < 0.0047 | U | | < 0.0039 | U | | < 0.0033 | U | | < 0.011 | U | | 0.0014 | J | |
| VMP-6 | 10 | VMP-6-10-110425 | 11/4/2025 | < 0.015 | U | | < 0.039 | U | | < 0.0045 | U | | < 0.0051 | U | | < 0.0043 | U | | < 0.0037 | U | | < 0.012 | U | | < 0.02 | U | |
| VMP-6 | 31.5 | VMP-6-31.5-021025 | 2/10/2025 | < 0.014 | U | | 0.012 | J | | < 0.0044 | U | | < 0.0050 | U | | < 0.0041 | U | | < 0.0036 | U | | < 0.012 | U | | 0.0057 | J | |
| VMP-6 | 31.5 | VMP-6-31.5-043025 | 4/30/2025 | < 0.014 | U | | < 0.018 | U | | < 0.0042 | U | | < 0.0048 | U | | < 0.0040 | U | | < 0.0034 | U | | < 0.011 | U | | < 0.0095 | U | |
| VMP-6 | 31.5 | VMP-6-31.5-043025-DUP | 4/30/2025 | < 0.014 | U | | < 0.018 | U | | < 0.0041 | U | | < 0.0046 | U | | < 0.0038 | U | | < 0.0033 | U | | < 0.011 | U | | < 0.0092 | U | |
| VMP-6 | 31.5 | VMP-6-31.5-072925 | 7/29/2025 | < 0.015 | U | | < 0.02 | U | | < 0.0046 | U | | < 0.0052 | U | | < 0.0044 | U | | < 0.0038 | U | | < 0.012 | U | | < 0.01 | U | |
| VMP-6 | 31.5 | VMP-6-31.5-110425 | 11/4/2025 | < 0.014 | U | | < 0.037 | U | | < 0.0043 | U | | < 0.0049 | U | | < 0.0041 | U | | < 0.0035 | U | | < 0.012 | U | | < 0.02 | U | |
| VMP-6 | 31.5 | VMP-6-31.5-110425-DUP | 11/4/2025 | < 0.015 | U | | < 0.04 | U | | < 0.0046 | U | | < 0.0052 | U | | < 0.0043 | U | | < 0.0037 | U | | < 0.012 | U | | < 0.021 | U | |
| VMP-6 | 39 | VMP-6-39-021025 | 2/10/2025 | < 0.014 | U | | 0.01 | J | | < 0.0043 | U | | < 0.0049 | U | | < 0.0041 | U | | < 0.0035 | U | | < 0.012 | U | | 0.0019 | J | |
| VMP-6 | 39 | VMP-6-39-043025 | 4/30/2025 | < 0.015 | U | | < 0.02 | U | | < 0.0045 | U | | < 0.0051 | U | | < 0.0042 | U | | < 0.0036 | U | | < 0.012 | U | | < 0.01 | U | |
| VMP-6 | 39 | VMP-6-39-072925 | 7/29/2025 | < 0.016 | U | | < 0.02 | U | | < 0.0047 | U | | < 0.0053 | U | | < 0.0044 | U | | < 0.0038 | U | | 0.0050 | J | | < 0.011 | U | |
| VMP-6 | 39 | VMP-6-39-110425 | 11/4/2025 | < 0.015 | U | | < 0.04 | U | | < 0.0046 | U | | < 0.0052 | U | | < 0.0043 | U | | < 0.0037 | U | | < 0.012 | U | | < 0.021 | U | |
| VMP-7 | 5 | VMP-7-5-020525 | 2/5/2025 | < 0.014 | U | | 0.0043 | J | | < 0.0043 | U | | < 0.0049 | U | | < 0.0040 | U | | < 0.0035 | U | | < 0.012 | U | | < 0.0097 | U | |
| VMP-7 | 5 | VMP-7-5-020525-DUP | 2/5/2025 | < 0.014 | U | | 0.0097 | J | | < 0.0042 | U | | < 0.0048 | U | | < 0.0040 | U | | < 0.0034 | U | | < 0.011 | U | | 0.0096 | | |
| VMP-7 | 5 | VMP-7-5-042525 | 4/25/2025 | < 0.015 | U | | < 0.019 | U | | < 0.0044 | U | | < 0.0050 | U | | < 0.0042 | U | | < 0.0036 | U | | 0.0067 | J | | 0.0043 | J | |
| VMP-7 | 5 | VMP-7-5-072425 | 7/24/2025 | < 0.016 | U | | < 0.021 | U | | < 0.0049 | U | | < 0.0055 | U | | < 0.0046 | U | | < 0.0039 | U | | < 0.013 | U | | 0.0034 | J | J |
| VMP-7 | 5 | VMP-7-5-110425 | 11/4/2025 | < 0.015 | U | | < 0.039 | U | | < 0.0045 | U | | < 0.0051 | U | | < 0.0042 | U | | < 0.0036 | U | | < 0.012 | U | | < 0.02 | U | |
| VMP-7 | 13.5 | VMP-7-13.5-020525 | 2/5/2025 | < 0.014 | U | | < 0.019 | U | | < 0.0043 | U | | < 0.0049 | U | | < 0.0040 | U | | < 0.0035 | U | | < 0.012 | U | | < 0.0097 | U | |
| VMP-7 | 13.5 | VMP-7-13.5-042525 | 4/25/2025 | < 0.015 | U | | 0.0058 | J | | < 0.0045 | U | | < 0.0051 | U | | < 0.0042 | U | | < 0.0036 | U | | < 0.012 | U | | 0.0080 | J | |
| VMP-7 | 13.5 | VMP-7-13.5-072425 | 7/24/2025 | < 0.015 | U | | < 0.02 | U | | < 0.0046 | U | | < 0.0052 | U | | < 0.0043 | U | | < 0.0037 | U | | < 0.012 | U | | < 0.01 | UJ | UJ |
| VMP-7 | 13.5 | VMP-7-13.5-072425-DUP | 7/24/2025 | < 0.013 | U | | < 0.018 | U | | < 0.0040 | U | | < 0.0046 | U | | < 0.0038 | U | | < 0.0033 | U | | < 0.011 | U | | 0.0027 | J | J |
| VMP-7 | 13.5 | VMP-7-13.5-110425 | 11/4/2025 | < 0.016 | U | | < 0.043 | U | | < 0.0049 | U | | < 0.0056 | U | | < 0.0046 | U | | < 0.0040 | U | | < 0.013 | U | | < 0.022 | U | |
| VMP-7 | 29.5 | VMP-7-29.5-020525 | 2/5/2025 | < 0.013 | U | | < 0.018 | U | | < 0.0040 | U | | < 0.0046 | U | | < 0.0038 | U | | < 0.0033 | U | | < 0.011 | U | | < 0.0092 | U | |
| VMP-7 | 29.5 | VMP-7-29.5-042525 | 4/25/2025 | < 0.014 | U | | < 0.019 | U | | < 0.0044 | U | | < 0.0049 | U | | < 0.0041 | U | | < 0.0035 | U | | 0.0021 | J | | 0.0036 | J | |
| VMP-7 | 29.5 | VMP-7-29.5-072425 | 7/24/2025 | < 0.015 | U | | < 0.02 | U | | < 0.0046 | U | | < 0.0053 | U | | < 0.0044 | U | | < 0.0038 | U | | < 0.013 | U | | < 0.01 | UJ | UJ |
| VMP-7 | 29.5 | VMP-7-29.5-110425 | 11/4/2025 | < 0.015 | U | | < 0.039 | U | | < 0.0045 | U | | < 0.0051 | U | | < 0.0042 | U | | < 0.0036 | U | | < 0.012 | U | | < 0.02 | U | |

# TABLE 5
## HISTORICAL SUMMARY OF SOIL VAPOR ANALYTICAL DETECTIONS AND SCREENING RESULTS: VILLAGE - VOCS

| | | | | 1,4-Dioxane | | | Ethanol | | | Ethylbenzene | | | 4-Ethyltoluene | | | Heptane | | | Hexane | | | Isopentane | | | 2-Propanol | | |
|---|---|---|---|---|---|---|---|---|---|---|---|---|---|---|---|---|---|---|---|---|---|---|---|---|---|---|---|
| Residential Screening Criteria (mg/m$^3$) | | | | 0.22 | | | | | | 1.3 | | | | | | | | | | | | | | | | | |
| Location | Depth (ft bgs) | Sample ID | Sample Date | Result (mg/m$^3$) | Lab Quals | AECOM Quals | Result (mg/m$^3$) | Lab Quals | AECOM Quals | Result (mg/m$^3$) | Lab Quals | AECOM Quals | Result (mg/m$^3$) | Lab Quals | AECOM Quals | Result (mg/m$^3$) | Lab Quals | AECOM Quals | Result (mg/m$^3$) | Lab Quals | AECOM Quals | Result (mg/m$^3$) | Lab Quals | AECOM Quals | Result (mg/m$^3$) | Lab Quals | AECOM Quals |
| VMP-7 | 38 | VMP-7-38-020525 | 2/5/2025 | < 0.014 | U | | 0.012 | J | | < 0.0042 | U | | < 0.0048 | U | | < 0.0040 | U | | < 0.0034 | U | | < 0.011 | U | | < 0.0095 | U | |
| VMP-7 | 38 | VMP-7-38-042525 | 4/25/2025 | < 0.015 | U | | < 0.02 | U | | < 0.0045 | U | | < 0.0051 | U | | < 0.0042 | U | | < 0.0036 | U | | < 0.012 | U | | 0.0018 | J | |
| VMP-7 | 38 | VMP-7-38-072425 | 7/24/2025 | < 0.015 | U | | < 0.02 | U | | < 0.0046 | U | | < 0.0052 | U | | < 0.0043 | U | | < 0.0037 | U | | 0.015 | | | 0.0066 | J | J |
| VMP-7 | 38 | VMP-7-38-110425 | 11/4/2025 | < 0.015 | U | | < 0.039 | U | | < 0.0045 | U | | < 0.0051 | U | | < 0.0043 | U | | < 0.0037 | U | | < 0.012 | U | | < 0.02 | U | |
| VMP-8 | 5 | VMP-8-5-013125 | 1/31/2025 | < 0.014 | U | | 0.0073 | J | | < 0.0043 | U | | < 0.0049 | U | | < 0.0041 | U | | < 0.0035 | U | | < 0.012 | U | | 0.0052 | J | |
| VMP-8 | 5 | VMP-8-5-042425 | 4/24/2025 | < 0.015 | U | | 0.0042 | J | J | < 0.0046 | U | | < 0.0053 | U | | < 0.0044 | U | | < 0.0038 | U | | < 0.013 | U | | 0.0024 | J | |
| VMP-8 | 5 | VMP-8-5-072125 | 7/21/2025 | < 0.015 | U | | 0.012 | J | | < 0.0044 | U | | < 0.0050 | U | | < 0.0042 | U | | < 0.0036 | U | | < 0.012 | U | | 0.0088 | J | |
| VMP-8 | 5 | VMP-8-5-102725 | 10/27/2025 | < 0.015 | U | | < 0.02 | U | | < 0.0045 | U | | < 0.0051 | U | | < 0.0042 | U | | 0.0029 | J | | 0.0064 | J | | 0.0071 | J | |
| VMP-8 | 9.5 | VMP-8-9.5-013125 | 1/31/2025 | < 0.016 | U | | 0.068 | | | < 0.0047 | U | | < 0.0053 | U | | < 0.0044 | U | | < 0.0038 | U | | < 0.013 | U | | 0.017 | | |
| VMP-8 | 9.5 | VMP-8-9.5-042425 | 4/24/2025 | < 0.016 | U | | 0.0045 | J | J | < 0.0049 | U | | < 0.0056 | U | | < 0.0047 | U | | < 0.0040 | U | | < 0.013 | U | | 0.0031 | J | |
| VMP-8 | 9.5 | VMP-8-9.5-072125 | 7/21/2025 | < 0.015 | U | | < 0.02 | U | | < 0.0045 | U | | < 0.0051 | U | | < 0.0042 | U | | 0.0024 | J | | 0.085 | | | < 0.01 | U | |
| VMP-8 | 9.5 | VMP-8-9.5-102725 | 10/27/2025 | < 0.012 | U | UJ | 0.0086 | J | J | < 0.0037 | U | UJ | < 0.0042 | U | UJ | < 0.0035 | U | UJ | < 0.0030 | U | UJ | < 0.01 | U | UJ | 0.012 | | J |
| VMP-8 | 23.5 | VMP-8-23.5-013125 | 1/31/2025 | < 0.015 | U | | 0.0075 | J | | < 0.0046 | U | | < 0.0052 | U | | < 0.0043 | U | | < 0.0037 | U | | < 0.012 | U | | 0.0048 | J | |
| VMP-8 | 23.5 | VMP-8-23.5-042425 | 4/24/2025 | < 0.015 | U | | 0.013 | J | J | < 0.0047 | U | | < 0.0053 | U | | < 0.0044 | U | | < 0.0038 | U | | < 0.013 | U | | 0.0059 | J | |
| VMP-8 | 23.5 | VMP-8-23.5-042425-DUP | 4/24/2025 | < 0.015 | U | | < 0.02 | UJ | UJ | < 0.0046 | U | | < 0.0052 | U | | < 0.0043 | U | | < 0.0037 | U | | < 0.012 | U | | 0.0041 | J | |
| VMP-8 | 23.5 | VMP-8-23.5-072125 | 7/21/2025 | < 0.015 | U | | < 0.02 | U | | < 0.0046 | U | | < 0.0052 | U | | < 0.0043 | U | | < 0.0037 | U | | < 0.012 | U | | < 0.01 | U | |
| VMP-8 | 23.5 | VMP-8-23.5-102725 | 10/27/2025 | < 0.015 | U | | < 0.019 | U | | < 0.0045 | U | | < 0.0051 | U | | < 0.0042 | U | | < 0.0036 | U | | < 0.012 | U | | 0.0046 | J | |
| VMP-8 | 35.5 | VMP-8-35.5-013125 | 1/31/2025 | < 0.014 | U | | 0.0040 | J | | < 0.0044 | U | | < 0.0050 | U | | < 0.0041 | U | | < 0.0036 | U | | < 0.012 | U | | 0.0074 | J | |
| VMP-8 | 35.5 | VMP-8-35.5-042425 | 4/24/2025 | < 0.016 | U | | < 0.021 | UJ | UJ | < 0.0048 | U | | < 0.0055 | U | | < 0.0046 | U | | < 0.0039 | U | | < 0.013 | U | | 0.0047 | J | |
| VMP-8 | 35.5 | VMP-8-35.5-102725 | 10/27/2025 | < 0.015 | U | | < 0.02 | U | | < 0.0045 | U | | < 0.0051 | U | | < 0.0043 | U | | < 0.0037 | U | | < 0.012 | U | | 0.0070 | J | |
| VMP-9 | 5 | VMP-9-5-013125 | 1/31/2025 | < 0.016 | U | | 0.0060 | J | | < 0.0047 | U | | < 0.0053 | U | | < 0.0044 | U | | < 0.0038 | U | | 0.0067 | J | | 0.0051 | J | |
| VMP-9 | 5 | VMP-9-5-042325 | 4/23/2025 | < 0.015 | U | | < 0.02 | U | | < 0.0046 | U | | < 0.0053 | U | | < 0.0044 | U | | < 0.0038 | U | | < 0.013 | U | | 0.0062 | J | J |
| VMP-9 | 5 | VMP-9-5-042325-DUP | 4/23/2025 | < 0.016 | U | | < 0.021 | U | | < 0.0048 | U | | < 0.0054 | U | | < 0.0045 | U | | < 0.0038 | U | | < 0.013 | U | | 0.0062 | J | J |
| VMP-9 | 5 | VMP-9-5-071825 | 7/18/2025 | < 0.016 | U | | 0.018 | J | | < 0.0049 | U | | < 0.0056 | U | | < 0.0047 | U | | < 0.0040 | U | | < 0.013 | U | | 0.0018 | J | |
| VMP-9 | 5 | VMP-9-5-103025 | 10/30/2025 | < 0.014 | U | | < 0.018 | U | | < 0.0043 | U | | < 0.0048 | U | | < 0.0040 | U | | < 0.0035 | U | | < 0.012 | U | | 0.0039 | J | |
| VMP-9 | 11.5 | VMP-9-11.5-013125 | 1/31/2025 | < 0.015 | U | | < 0.019 | U | | < 0.0044 | U | | < 0.0050 | U | | < 0.0042 | U | | < 0.0036 | U | | 0.0020 | J | | 0.0023 | J | |
| VMP-9 | 11.5 | VMP-9-11.5-042325 | 4/23/2025 | < 0.016 | U | | < 0.021 | U | | < 0.0049 | U | | < 0.0055 | U | | < 0.0046 | U | | < 0.0040 | U | | < 0.013 | U | | < 0.011 | U | |
| VMP-9 | 11.5 | VMP-9-11.5-071825 | 7/18/2025 | < 0.016 | U | | 0.024 | | | < 0.0048 | U | | < 0.0054 | U | | < 0.0045 | U | | < 0.0038 | U | | < 0.013 | U | | 0.0024 | J | |
| VMP-9 | 11.5 | VMP-9-11.5-103025 | 10/30/2025 | < 0.014 | U | | < 0.019 | U | | < 0.0044 | U | | < 0.0050 | U | | < 0.0041 | U | | < 0.0036 | U | | < 0.012 | U | | 0.0059 | J | |
| VMP-9 | 25.5 | VMP-9-25.5-013125 | 1/31/2025 | < 0.013 | U | | 0.022 | | | < 0.0040 | U | | < 0.0046 | U | | < 0.0038 | U | | < 0.0033 | U | | 0.0047 | J | | 0.012 | | |
| VMP-9 | 25.5 | VMP-9-25.5-042325 | 4/23/2025 | < 0.016 | U | | < 0.02 | U | | < 0.0047 | U | | < 0.0053 | U | | < 0.0044 | U | | < 0.0038 | U | | < 0.013 | U | | 0.0023 | J | J |
| VMP-9 | 25.5 | VMP-9-25.5-071825 | 7/18/2025 | < 0.015 | U | | 0.0042 | J | | < 0.0046 | U | | < 0.0052 | U | | < 0.0043 | U | | < 0.0037 | U | | < 0.012 | U | | 0.0034 | J | |
| VMP-9 | 25.5 | VMP-9-25.5-071825-DUP | 7/18/2025 | < 0.015 | U | | 0.0041 | J | | < 0.0044 | U | | < 0.0050 | U | | < 0.0042 | U | | < 0.0036 | U | | < 0.012 | U | | 0.0044 | J | |
| VMP-9 | 25.5 | VMP-9-25.5-103025 | 10/30/2025 | < 0.015 | U | | < 0.02 | U | | < 0.0046 | U | | < 0.0052 | U | | < 0.0043 | U | | < 0.0037 | U | | < 0.012 | U | | < 0.01 | U | |
| VMP-9 | 38.5 | VMP-9-38.5-013125 | 1/31/2025 | < 0.015 | U | | < 0.02 | U | | < 0.0046 | U | | < 0.0052 | U | | < 0.0043 | U | | < 0.0037 | U | | < 0.012 | U | | 0.0026 | J | |
| VMP-9 | 38.5 | VMP-9-38.5-042325 | 4/23/2025 | < 0.016 | U | | 0.0058 | J | J | < 0.0047 | U | | < 0.0053 | U | | < 0.0044 | U | | < 0.0038 | U | | < 0.013 | U | | 0.0056 | J | J |
| VMP-9 | 38.5 | VMP-9-38.5-071825 | 7/18/2025 | < 0.015 | U | | < 0.019 | U | | < 0.0045 | U | | < 0.0051 | U | | < 0.0042 | U | | < 0.0036 | U | | 0.0074 | J | | < 0.01 | U | |
| VMP-9 | 38.5 | VMP-9-38.5-103025 | 10/30/2025 | < 0.015 | U | | < 0.019 | U | | < 0.0045 | U | | < 0.0051 | U | | < 0.0042 | U | | < 0.0036 | U | | < 0.012 | U | | < 0.01 | U | |
| VMP-18 | 8.5 | VMP-18-8.5-013125 | 1/31/2025 | < 0.015 | U | | < 0.02 | U | | < 0.0046 | U | | < 0.0052 | U | | < 0.0043 | U | | < 0.0037 | U | | < 0.012 | U | | 0.0025 | J | |
| VMP-18 | 8.5 | VMP-18-8.5-042425 | 4/24/2025 | < 0.016 | U | | < 0.021 | UJ | UJ | < 0.0049 | U | | < 0.0056 | U | | < 0.0046 | U | | < 0.0040 | U | | < 0.013 | U | | 0.0035 | J | |
| VMP-18 | 8.5 | VMP-18-8.5-072125 | 7/21/2025 | < 0.016 | U | | 0.011 | J | | < 0.0048 | U | | < 0.0054 | U | | < 0.0045 | U | | < 0.0039 | U | | < 0.013 | U | | 0.0047 | J | |
| VMP-18 | 8.5 | VMP-18-8.5-072125-DUP | 7/21/2025 | < 0.016 | U | | 0.0051 | J | | < 0.0048 | U | | < 0.0054 | U | | < 0.0045 | U | | < 0.0038 | U | | < 0.013 | U | | 0.0042 | J | |
| VMP-18 | 8.5 | VMP-18-8.5-102825 | 10/28/2025 | < 0.015 | U | | < 0.02 | U | | < 0.0045 | U | | < 0.0051 | U | | < 0.0042 | U | | < 0.0036 | U | | < 0.012 | U | | 0.0057 | J | |
| VMP-19 | 5 | VMP-19-5-013125 | 1/31/2025 | < 0.014 | U | | < 0.019 | U | | < 0.0043 | U | | < 0.0049 | U | | < 0.0040 | U | | < 0.0035 | U | | < 0.012 | U | | 0.0041 | J | |
| VMP-19 | 5 | VMP-19-5-013125-DUP | 1/31/2025 | < 0.015 | U | | < 0.02 | U | | < 0.0045 | U | | < 0.0051 | U | | < 0.0042 | U | | < 0.0036 | U | | < 0.012 | U | | 0.0025 | J | |
| VMP-19 | 5 | VMP-19-5-042425 | 4/24/2025 | < 0.016 | U | | < 0.022 | UJ | UJ | < 0.0050 | U | | < 0.0056 | U | | < 0.0047 | U | | < 0.0040 | U | | < 0.014 | U | | 0.0062 | J | |
| VMP-19 | 5 | VMP-19-5-042425-DUP | 4/24/2025 | < 0.016 | U | | < 0.021 | UJ | UJ | < 0.0049 | U | | < 0.0056 | U | | < 0.0046 | U | | < 0.0040 | U | | < 0.013 | U | | 0.0035 | J | |
| VMP-19 | 5 | VMP-19-5-071825 | 7/18/2025 | < 0.015 | U | | 0.0055 | J | | < 0.0045 | U | | < 0.0051 | U | | < 0.0043 | U | | < 0.0037 | U | | 0.016 | | | 0.0031 | J | |
| VMP-19 | 5 | VMP-19-5-071825-DUP | 7/18/2025 | < 0.015 | U | | 0.0050 | J | | < 0.0046 | U | | < 0.0052 | U | | < 0.0043 | U | | < 0.0037 | U | | 0.022 | | | 0.0016 | J | |
| VMP-19 | 5 | VMP-19-5-103125 | 10/31/2025 | < 0.014 | U | | < 0.019 | U | | < 0.0043 | U | | < 0.0049 | U | | < 0.0040 | U | | < 0.0035 | U | | < 0.012 | U | | 0.0040 | J | |
| VMP-20 | 5 | VMP-20-5-021025 | 2/10/2025 | < 0.015 | U | | 0.011 | J | | < 0.0045 | U | | < 0.0051 | U | | < 0.0043 | U | | < 0.0037 | U | | < 0.012 | U | | 0.0022 | J | |
| VMP-20 | 5 | VMP-20-5-050125 | 5/1/2025 | < 0.016 | U | | < 0.02 | U | | < 0.0047 | U | | < 0.0053 | U | | < 0.0044 | U | | < 0.0038 | U | | < 0.013 | U | | < 0.011 | U | |
| VMP-20 | 5 | VMP-20-5-072925 | 7/29/2025 | < 0.015 | U | | < 0.02 | U | | < 0.0046 | U | | < 0.0052 | U | | < 0.0043 | U | | < 0.0037 | U | | < 0.012 | U | | < 0.01 | U | |
| VMP-20 | 5 | VMP-20-5-072925-DUP | 7/29/2025 | < 0.014 | U | | < 0.019 | U | | < 0.0043 | U | | < 0.0049 | U | | < 0.0040 | U | | < 0.0035 | U | | 0.0045 | J | | 0.011 | | |
| VMP-20 | 5 | VMP-20-5-110525 | 11/5/2025 | < 0.015 | U | | < 0.02 | U | | < 0.0046 | U | | < 0.0052 | U | | < 0.0043 | U | | 0.0029 | J | | < 0.012 | U | | < 0.01 | U | |
| VMP-20 | 5 | VMP-20-5-110525-DUP | 11/5/2025 | < 0.016 | U | | 0.016 | J | J | < 0.0047 | U | | < 0.0053 | U | | < 0.0044 | U | | < 0.0038 | U | | < 0.013 | U | | < 0.021 | U | |

# TABLE 5
## HISTORICAL SUMMARY OF SOIL VAPOR ANALYTICAL DETECTIONS AND SCREENING RESULTS: VILLAGE - VOCS

| | | | | 1,4-Dioxane | | | Ethanol | | | Ethylbenzene | | | 4-Ethyltoluene | | | Heptane | | | Hexane | | | Isopentane | | | 2-Propanol | | |
|---|---|---|---|---|---|---|---|---|---|---|---|---|---|---|---|---|---|---|---|---|---|---|---|---|---|---|---|
| Residential Screening Criteria (mg/m$^3$) | | | | 0.22 | | | | | | 1.3 | | | | | | | | | | | | | | | | | |
| Location | Depth (ft bgs) | Sample ID | Sample Date | Result (mg/m$^3$) | Lab Quals | AECOM Quals | Result (mg/m$^3$) | Lab Quals | AECOM Quals | Result (mg/m$^3$) | Lab Quals | AECOM Quals | Result (mg/m$^3$) | Lab Quals | AECOM Quals | Result (mg/m$^3$) | Lab Quals | AECOM Quals | Result (mg/m$^3$) | Lab Quals | AECOM Quals | Result (mg/m$^3$) | Lab Quals | AECOM Quals | Result (mg/m$^3$) | Lab Quals | AECOM Quals |
| VMP-20 | 10 | VMP-20-10-021025 | 2/10/2025 | < 0.015 | U | | 0.021 | | | < 0.0046 | U | | < 0.0052 | U | | < 0.0043 | U | | < 0.0037 | U | | < 0.012 | U | | 0.0033 | J | |
| VMP-20 | 10 | VMP-20-10-050125 | 5/1/2025 | < 0.014 | U | | < 0.018 | U | | < 0.0042 | U | | < 0.0047 | U | | < 0.0039 | U | | < 0.0034 | U | | 0.0022 | J | | 0.0097 | | |
| VMP-20 | 10 | VMP-20-10-072925 | 7/29/2025 | < 0.014 | U | | < 0.019 | U | | < 0.0044 | U | | < 0.0050 | U | | < 0.0041 | U | | < 0.0036 | U | | < 0.012 | U | | < 0.0099 | U | |
| VMP-20 | 10 | VMP-20-10-110525 | 11/5/2025 | < 0.015 | U | | < 0.02 | U | | < 0.0047 | U | | < 0.0053 | U | | < 0.0044 | U | | < 0.0038 | U | | < 0.013 | U | | < 0.01 | U | |
| VMP-20 | 25 | VMP-20-25-021025 | 2/10/2025 | < 0.014 | U | | 0.01 | J | | < 0.0043 | U | | < 0.0049 | U | | < 0.0041 | U | | < 0.0035 | U | | < 0.012 | U | | 0.0039 | J | |
| VMP-20 | 25 | VMP-20-25-050125 | 5/1/2025 | < 0.014 | U | | < 0.019 | U | | < 0.0044 | U | | < 0.0050 | U | | < 0.0041 | U | | < 0.0036 | U | | 0.024 | | | < 0.0099 | U | |
| VMP-20 | 25 | VMP-20-25-050125-DUP | 5/1/2025 | < 0.015 | U | | < 0.019 | U | | < 0.0044 | U | | < 0.0050 | U | | < 0.0042 | U | | < 0.0036 | U | | 0.025 | | | < 0.01 | U | |
| VMP-20 | 25 | VMP-20-25-072925 | 7/29/2025 | < 0.015 | U | | < 0.02 | U | | < 0.0046 | U | | < 0.0053 | U | | < 0.0044 | U | | < 0.0038 | U | | < 0.013 | U | | < 0.01 | U | |
| VMP-20 | 25 | VMP-20-25-110525 | 11/5/2025 | < 0.016 | U | | 0.018 | J | J | < 0.0049 | U | | < 0.0055 | U | | < 0.0046 | U | | < 0.0040 | U | | < 0.013 | U | | < 0.011 | U | |
| VMP-20 | 39.5 | VMP-20-39.5-021025 | 2/10/2025 | < 0.014 | U | | 0.03 | | | < 0.0043 | U | | < 0.0049 | U | | < 0.0040 | U | | < 0.0035 | U | | < 0.012 | U | | 0.05 | | |
| VMP-20 | 39.5 | VMP-20-39.5-050125 | 5/1/2025 | < 0.015 | U | | < 0.02 | U | | < 0.0045 | U | | < 0.0051 | U | | < 0.0043 | U | | < 0.0037 | U | | 0.0051 | J | | < 0.01 | U | |
| VMP-20 | 39.5 | VMP-20-39.5-072925 | 7/29/2025 | < 0.016 | U | | < 0.021 | U | | < 0.0048 | U | | < 0.0054 | U | | < 0.0045 | U | | < 0.0038 | U | | < 0.013 | U | | < 0.011 | U | |
| VMP-21 | 5 | VMP-21-5-021125 | 2/11/2025 | < 0.014 | U | | < 0.018 | UJ | UJ | < 0.0042 | U | | < 0.0047 | U | | < 0.0039 | U | | < 0.0034 | U | | < 0.011 | U | | 0.0085 | J | J |
| VMP-21 | 5 | VMP-21-5-021125-DUP | 2/11/2025 | < 0.014 | U | | 0.0089 | J | J | < 0.0044 | U | | < 0.0050 | U | | < 0.0041 | U | | < 0.0036 | U | | < 0.012 | U | | 0.0076 | J | J |
| VMP-21 | 5 | VMP-21-5-050125 | 5/1/2025 | < 0.015 | U | | < 0.02 | U | | < 0.0045 | U | | < 0.0051 | U | | < 0.0043 | U | | < 0.0037 | U | | < 0.012 | U | | 0.0054 | J | |
| VMP-21 | 5 | VMP-21-5-073025 | 7/30/2025 | < 0.016 | U | | < 0.02 | U | | < 0.0047 | U | | < 0.0053 | U | | < 0.0044 | U | | < 0.0038 | U | | < 0.013 | U | | < 0.011 | U | |
| VMP-21 | 5 | VMP-21-5-110625 | 11/6/2025 | < 0.015 | U | | 0.0095 | J | J | < 0.0046 | U | | < 0.0053 | U | | < 0.0044 | U | | < 0.0038 | U | | < 0.013 | U | | 0.0078 | J | J |
| VMP-21 | 10 | VMP-21-10-021125 | 2/11/2025 | < 0.014 | U | | < 0.018 | UJ | UJ | < 0.0041 | U | | < 0.0046 | U | | < 0.0038 | U | | < 0.0033 | U | | < 0.011 | U | | 0.013 | J- | J |
| VMP-21 | 10 | VMP-21-10-050125 | 5/1/2025 | < 0.015 | U | | 0.043 | | | < 0.0045 | U | | < 0.0051 | U | | < 0.0043 | U | | < 0.0037 | U | | < 0.012 | U | | < 0.01 | U | |
| VMP-21 | 10 | VMP-21-10-073025 | 7/30/2025 | < 0.015 | U | | 0.12 | | | < 0.0046 | U | | < 0.0052 | U | | < 0.0043 | U | | < 0.0037 | U | | < 0.012 | U | | < 0.01 | U | |
| VMP-21 | 10 | VMP-21-10-110625 | 11/6/2025 | < 0.015 | U | | 0.016 | J | J | < 0.0045 | U | | < 0.0051 | U | | < 0.0042 | U | | < 0.0036 | U | | < 0.012 | U | | 0.0078 | J | J |
| VMP-21 | 25 | VMP-21-25-021125 | 2/11/2025 | < 0.014 | U | | < 0.019 | UJ | UJ | < 0.0043 | U | | < 0.0049 | U | | < 0.0041 | U | | < 0.0035 | U | | < 0.012 | U | | 0.0092 | J | J |
| VMP-21 | 25 | VMP-21-25-050125 | 5/1/2025 | < 0.015 | U | | < 0.02 | U | | < 0.0045 | U | | < 0.0051 | U | | < 0.0043 | U | | < 0.0037 | U | | < 0.012 | U | | < 0.01 | U | |
| VMP-21 | 25 | VMP-21-25-073025 | 7/30/2025 | < 0.016 | U | | < 0.02 | U | | < 0.0047 | U | | < 0.0053 | U | | < 0.0044 | U | | < 0.0038 | U | | < 0.013 | U | | < 0.011 | U | |
| VMP-21 | 25 | VMP-21-25-110625 | 11/6/2025 | < 0.016 | U | | 0.0092 | J | J | < 0.0047 | U | | < 0.0054 | U | | < 0.0045 | U | | < 0.0038 | U | | < 0.013 | U | | < 0.011 | U | |
| VMP-21 | 33 | VMP-21-33-050125 | 5/1/2025 | < 0.014 | U | | < 0.019 | U | | < 0.0044 | U | | < 0.0050 | U | | < 0.0041 | U | | < 0.0036 | U | | < 0.012 | U | | 0.0090 | J | |
| VMP-21 | 33 | VMP-21-33-073025 | 7/30/2025 | < 0.016 | U | | < 0.02 | U | | < 0.0047 | U | | < 0.0053 | U | | < 0.0044 | U | | < 0.0038 | U | | < 0.013 | U | | < 0.011 | U | |
| VMP-21 | 33 | VMP-21-33-110625 | 11/6/2025 | < 0.015 | U | | < 0.02 | U | | < 0.0047 | U | | < 0.0053 | U | | < 0.0044 | U | | < 0.0038 | U | | < 0.013 | U | | < 0.01 | U | |
| VMP-22 | 5 | VMP-22-5-021125 | 2/11/2025 | < 0.014 | U | | 0.015 | J | | < 0.0043 | U | | < 0.0049 | U | | < 0.0040 | U | | < 0.0035 | U | | < 0.012 | U | | 0.017 | | |
| VMP-22 | 5 | VMP-22-5-042925 | 4/29/2025 | < 0.015 | U | | < 0.02 | U | | < 0.0046 | U | | < 0.0052 | U | | < 0.0043 | U | | < 0.0037 | U | | < 0.012 | U | | 0.0028 | J | |
| VMP-22 | 5 | VMP-22-5-072525 | 7/25/2025 | < 0.015 | U | | 0.035 | | | < 0.0046 | U | | < 0.0053 | U | | < 0.0044 | U | | < 0.0038 | U | | < 0.013 | U | | 0.0044 | J | |
| VMP-22 | 5 | VMP-22-5-072525-DUP | 7/25/2025 | < 0.015 | U | | 0.012 | J | | < 0.0047 | U | | < 0.0053 | U | | < 0.0044 | U | | < 0.0038 | U | | < 0.013 | U | | 0.0022 | J | |
| VMP-22 | 5 | VMP-22-5-110625 | 11/6/2025 | < 0.016 | U | | < 0.021 | U | | < 0.0048 | U | | < 0.0054 | U | | < 0.0045 | U | | < 0.0039 | U | | < 0.013 | U | | 0.0076 | J | J |
| VMP-22 | 10 | VMP-22-10-021125 | 2/11/2025 | < 0.014 | U | | 0.012 | J | | < 0.0041 | U | | < 0.0046 | U | | < 0.0039 | U | | < 0.0033 | U | | < 0.011 | U | | 0.029 | | |
| VMP-22 | 10 | VMP-22-10-042925 | 4/29/2025 | < 0.014 | U | | < 0.019 | U | | < 0.0043 | U | | < 0.0049 | U | | < 0.0041 | U | | < 0.0035 | U | | 0.0022 | J | | < 0.0098 | U | |
| VMP-22 | 10 | VMP-22-10-072525 | 7/25/2025 | < 1.1 | U | | < 0.73 | U | | < 0.34 | U | | < 0.38 | U | | < 0.32 | U | | < 0.27 | U | | < 0.91 | U | | < 0.95 | U | |
| VMP-22 | 10 | VMP-22-10-110625 | 11/6/2025 | < 0.016 | U | | < 0.021 | U | | < 0.0048 | U | | < 0.0054 | U | | < 0.0045 | U | | < 0.0039 | U | | < 0.013 | U | | < 0.011 | U | |
| VMP-22 | 18 | VMP-22-18-021125 | 2/11/2025 | < 0.015 | U | | 0.0073 | J | | < 0.0045 | U | | < 0.0051 | U | | < 0.0043 | U | | < 0.0037 | U | | < 0.012 | U | | 0.0050 | J | |
| VMP-22 | 18 | VMP-22-18-042925 | 4/29/2025 | < 0.016 | U | | < 0.02 | U | | < 0.0047 | U | | < 0.0053 | U | | < 0.0044 | U | | < 0.0038 | U | | 0.0037 | J | | 0.0022 | J | |
| VMP-22 | 18 | VMP-22-18-072525 | 7/25/2025 | < 0.81 | U | | < 0.53 | U | | < 0.24 | U | | < 0.28 | U | | < 0.23 | U | | < 0.2 | U | | < 0.67 | U | | < 0.69 | U | |
| VMP-22 | 18 | VMP-22-18-110625 | 11/6/2025 | < 0.015 | U | | < 0.019 | U | | < 0.0044 | U | | < 0.0050 | U | | < 0.0042 | U | | < 0.0036 | U | | < 0.012 | U | | 0.0038 | J | J |
| VMP-22 | 38 | VMP-22-38-021125 | 2/11/2025 | < 0.015 | U | | 0.0089 | J | | < 0.0045 | U | | < 0.0051 | U | | < 0.0042 | U | | < 0.0036 | U | | 0.0044 | J | J | 0.0042 | J | |
| VMP-22 | 38 | VMP-22-38-042925 | 4/29/2025 | < 0.015 | U | | 0.013 | J | | < 0.0046 | U | | < 0.0053 | U | | < 0.0044 | U | | < 0.0038 | U | | 0.0026 | J | | 0.0033 | J | |
| VMP-22 | 38 | VMP-22-38-072525 | 7/25/2025 | < 0.2 | U | | 0.24 | J | | < 0.06 | U | | < 0.068 | U | | < 0.056 | U | | < 0.048 | U | | < 0.16 | U | | < 0.14 | U | |
| VMP-22 | 38 | VMP-22-38-110625 | 11/6/2025 | < 0.015 | U | | 0.0095 | J | J | < 0.0046 | U | | < 0.0052 | U | | < 0.0043 | U | | < 0.0037 | U | | < 0.012 | U | | 0.0048 | J | J |
| VMP-23 | 5 | VMP-23-5-020425 | 2/4/2025 | < 0.014 | U | | < 0.018 | U | | < 0.0042 | U | | < 0.0047 | U | | 0.0038 | J | | 0.0073 | | | 0.0094 | J | | < 0.0094 | U | |
| VMP-23 | 5 | VMP-23-5-072525 | 7/25/2025 | < 0.016 | U | | 0.0051 | J | | < 0.0047 | U | | < 0.0053 | U | | < 0.0044 | U | | < 0.0038 | U | | < 0.013 | U | | < 0.011 | U | |
| VMP-23 | 5 | VMP-23-5-110525 | 11/5/2025 | < 0.016 | U | | < 0.021 | U | | < 0.0048 | U | | < 0.0055 | U | | < 0.0046 | U | | 0.0030 | J | | < 0.013 | U | | < 0.011 | U | |
| VMP-23 | 10 | VMP-23-10-020425 | 2/4/2025 | < 0.015 | U | | 0.0082 | J | | < 0.0046 | U | | < 0.0052 | U | | < 0.0043 | U | | < 0.0037 | U | | < 0.012 | U | | 0.051 | | |
| VMP-23 | 10 | VMP-23-10-072525 | 7/25/2025 | < 0.016 | U | | < 0.021 | U | | < 0.0048 | U | | < 0.0054 | U | | < 0.0045 | U | | < 0.0039 | U | | < 0.013 | U | | 0.0019 | J | |
| VMP-23 | 10 | VMP-23-10-072525-DUP | 7/25/2025 | < 0.015 | U | | < 0.02 | U | | < 0.0047 | U | | < 0.0053 | U | | < 0.0044 | U | | < 0.0038 | U | | < 0.013 | U | | < 0.01 | U | |
| VMP-23 | 10 | VMP-23-10-110625 | 11/6/2025 | < 0.016 | U | | < 0.042 | U | | < 0.0049 | U | | < 0.0056 | U | | < 0.0046 | U | | < 0.0040 | U | | < 0.013 | U | | < 0.022 | U | |
| VMP-23 | 25 | VMP-23-25-020425 | 2/4/2025 | < 0.014 | U | | 0.0085 | J | | < 0.0044 | U | | < 0.0050 | U | | < 0.0041 | U | | < 0.0036 | U | | < 0.012 | U | | 0.0090 | J | |
| VMP-23 | 25 | VMP-23-25-072525 | 7/25/2025 | < 0.016 | U | | < 0.021 | U | | < 0.0048 | U | | < 0.0054 | U | | < 0.0045 | U | | < 0.0039 | U | | < 0.013 | U | | < 0.011 | U | |
| VMP-23 | 25 | VMP-23-25-110625 | 11/6/2025 | < 0.015 | U | | < 0.02 | U | | < 0.0046 | U | | < 0.0052 | U | | < 0.0043 | U | | < 0.0037 | U | | < 0.012 | U | | < 0.01 | U | |

# TABLE 5
## HISTORICAL SUMMARY OF SOIL VAPOR ANALYTICAL DETECTIONS AND SCREENING RESULTS: VILLAGE - VOCS

| | | | | 1,4-Dioxane | | | Ethanol | | | Ethylbenzene | | | 4-Ethyltoluene | | | Heptane | | | Hexane | | | Isopentane | | | 2-Propanol | | |
|---|---|---|---|---|---|---|---|---|---|---|---|---|---|---|---|---|---|---|---|---|---|---|---|---|---|---|---|
| Residential Screening Criteria (mg/m$^3$) | | | | 0.22 | | | | | | 1.3 | | | | | | | | | | | | | | | | | |
| Location | Depth (ft bgs) | Sample ID | Sample Date | Result (mg/m$^3$) | Lab Quals | AECOM Quals | Result (mg/m$^3$) | Lab Quals | AECOM Quals | Result (mg/m$^3$) | Lab Quals | AECOM Quals | Result (mg/m$^3$) | Lab Quals | AECOM Quals | Result (mg/m$^3$) | Lab Quals | AECOM Quals | Result (mg/m$^3$) | Lab Quals | AECOM Quals | Result (mg/m$^3$) | Lab Quals | AECOM Quals | Result (mg/m$^3$) | Lab Quals | AECOM Quals |
| VMP-23 | 40 | VMP-23-40-020425 | 2/4/2025 | < 0.014 | U | | 0.0074 | J | | < 0.0042 | U | | < 0.0047 | U | | < 0.0040 | U | | < 0.0034 | U | | < 0.011 | U | | < 0.0095 | U | |
| VMP-24 | 5 | VMP-24-5-020425 | 2/4/2025 | < 0.015 | U | | < 0.02 | U | | < 0.0046 | U | | < 0.0053 | U | | < 0.0044 | U | | < 0.0038 | U | | 0.0046 | J | | 0.0078 | J | |
| VMP-24 | 5 | VMP-24-5-042825 | 4/28/2025 | < 0.016 | U | | 0.0060 | J | | < 0.0048 | U | | < 0.0054 | U | | < 0.0045 | U | | < 0.0038 | U | | < 0.013 | U | | 0.0023 | J | |
| VMP-24 | 5 | VMP-24-5-072225 | 7/22/2025 | < 0.015 | U | | < 0.02 | U | | < 0.0046 | U | | < 0.0052 | U | | < 0.0043 | U | | < 0.0037 | U | | < 0.012 | U | | < 0.01 | U | |
| VMP-23 | 40 | VMP-23-40-072525 | 7/25/2025 | < 0.016 | U | | < 0.02 | U | | < 0.0047 | U | | < 0.0053 | U | | < 0.0044 | U | | < 0.0038 | U | | < 0.013 | U | | < 0.011 | U | |
| VMP-24 | 5 | VMP-24-5-103125 | 10/31/2025 | < 0.014 | U | | < 0.019 | U | | < 0.0043 | U | | < 0.0049 | U | | < 0.0040 | U | | < 0.0035 | U | | 0.0067 | J | | 0.0043 | J | |
| VMP-23 | 40 | VMP-23-40-110625 | 11/6/2025 | < 0.015 | U | | < 0.04 | U | | < 0.0046 | U | | < 0.0052 | U | | < 0.0043 | U | | < 0.0037 | U | | < 0.012 | U | | < 0.021 | U | |
| VMP-24 | 10 | VMP-24-10-020425 | 2/4/2025 | < 0.014 | U | | 0.012 | J | | < 0.0042 | U | | < 0.0048 | U | | < 0.0040 | U | | < 0.0034 | U | | 0.0046 | J | | < 0.0096 | U | |
| VMP-24 | 10 | VMP-24-10-042825 | 4/28/2025 | < 0.015 | U | | 0.0060 | J | | < 0.0046 | U | | < 0.0052 | U | | < 0.0043 | U | | < 0.0037 | U | | < 0.012 | U | | 0.0026 | J | |
| VMP-24 | 10 | VMP-24-10-072325 | 7/23/2025 | < 0.016 | U | | 0.012 | J | | < 0.0048 | U | | < 0.0054 | U | | < 0.0045 | U | | < 0.0038 | U | | < 0.013 | U | | 0.0053 | J | |
| VMP-24 | 10 | VMP-24-10-072325-DUP | 7/23/2025 | < 0.015 | U | | 0.015 | J | | < 0.0046 | U | | < 0.0052 | U | | < 0.0043 | U | | < 0.0037 | U | | < 0.012 | U | | 0.0049 | J | |
| VMP-24 | 10 | VMP-24-10-103125 | 10/31/2025 | < 0.015 | U | | < 0.02 | U | | < 0.0045 | U | | < 0.0051 | U | | < 0.0043 | U | | < 0.0037 | U | | 0.0099 | J | | 0.023 | | |
| VMP-24 | 22 | VMP-24-22-020425 | 2/4/2025 | < 0.014 | U | | < 0.019 | U | | < 0.0044 | U | | < 0.0049 | U | | < 0.0041 | U | | < 0.0035 | U | | 0.0026 | J | | < 0.0099 | U | |
| VMP-24 | 22 | VMP-24-22-020425-DUP | 2/4/2025 | < 0.014 | U | | < 0.018 | U | | < 0.0042 | U | | < 0.0048 | U | | < 0.0040 | U | | < 0.0034 | U | | 0.0024 | J | | < 0.0096 | U | |
| VMP-24 | 22 | VMP-24-22-042825 | 4/28/2025 | < 0.014 | U | | < 0.018 | U | | < 0.0043 | U | | < 0.0048 | U | | < 0.0040 | U | | < 0.0035 | U | | < 0.012 | U | | 0.0022 | J | |
| VMP-24 | 22 | VMP-24-22-072325 | 7/23/2025 | < 0.015 | U | | 0.032 | | | < 0.0046 | U | | < 0.0052 | U | | < 0.0044 | U | | < 0.0038 | U | | < 0.012 | U | | 0.0018 | J | |
| VMP-24 | 22 | VMP-24-22-103125 | 10/31/2025 | < 0.014 | U | | 0.0094 | J | | 0.0022 | J | | < 0.0048 | U | | 0.0019 | J | | < 0.0034 | U | | < 0.011 | U | | 0.0097 | | |
| VMP-24 | 22 | VMP-24-22-103125-DUP | 10/31/2025 | < 0.014 | U | | < 0.019 | U | | < 0.0043 | U | | < 0.0049 | U | | < 0.0040 | U | | < 0.0035 | U | | < 0.012 | U | | 0.0036 | J | |
| VMP-24 | 34 | VMP-24-34-042825 | 4/28/2025 | < 0.015 | U | | < 0.02 | U | | < 0.0046 | U | | < 0.0052 | U | | < 0.0043 | U | | < 0.0037 | U | | < 0.012 | U | | 0.0018 | J | |
| VMP-24 | 34 | VMP-24-34-072325 | 7/23/2025 | < 0.015 | U | | 0.022 | | | < 0.0046 | U | | < 0.0053 | U | | < 0.0044 | U | | < 0.0038 | U | | 0.0026 | J | | 0.0034 | J | |
| VMP-24 | 34 | VMP-24-34-103125 | 10/31/2025 | < 0.014 | U | | < 0.018 | U | | < 0.0041 | U | | < 0.0046 | U | | < 0.0038 | U | | < 0.0033 | U | | < 0.011 | U | | < 0.0092 | U | |
| VMP-32 | 5 | VMP-32-5-021125 | 2/11/2025 | < 0.015 | U | | 0.0054 | J | | < 0.0044 | U | | < 0.0050 | U | | < 0.0042 | U | | < 0.0036 | U | | < 0.012 | U | | 0.0039 | J | |
| VMP-32 | 5 | VMP-32-5-050125 | 5/1/2025 | < 0.016 | U | | < 0.021 | U | | < 0.0049 | U | | < 0.0056 | U | | < 0.0046 | U | | < 0.0040 | U | | 0.0038 | J | | 0.0055 | J | |
| VMP-32 | 5 | VMP-32-5-050125-DUP | 5/1/2025 | < 0.016 | U | | < 0.02 | U | | < 0.0047 | U | | < 0.0054 | U | | < 0.0045 | U | | < 0.0038 | U | | 0.0023 | J | | 0.0035 | J | |
| VMP-32 | 5 | VMP-32-5-073025 | 7/30/2025 | < 0.016 | U | | < 0.021 | U | | < 0.0048 | U | | < 0.0054 | U | | < 0.0045 | U | | < 0.0038 | U | | < 0.013 | U | | < 0.011 | U | |
| VMP-32 | 5 | VMP-32-5-110725 | 11/7/2025 | < 0.015 | U | | < 0.02 | U | | < 0.0046 | U | | < 0.0053 | U | | < 0.0044 | U | | < 0.0038 | U | | < 0.013 | U | | 0.0041 | J | |
| VMP-32 | 5 | VMP-32-5-110725-DUP | 11/7/2025 | < 0.014 | U | | < 0.019 | U | | < 0.0043 | U | | < 0.0049 | U | | < 0.0041 | U | | 0.0026 | J | | < 0.012 | U | | 0.0073 | J | |
| VMP-32 | 10 | VMP-32-10-021125 | 2/11/2025 | < 0.014 | U | | 0.0079 | J | | < 0.0043 | U | | < 0.0049 | U | | < 0.0041 | U | | < 0.0035 | U | | < 0.012 | U | | 0.0093 | J | |
| VMP-32 | 10 | VMP-32-10-050125 | 5/1/2025 | < 0.016 | U | | < 0.021 | U | | < 0.0049 | U | | < 0.0055 | U | | < 0.0046 | U | | < 0.0040 | U | | < 0.013 | U | | < 0.011 | U | |
| VMP-32 | 10 | VMP-32-10-073025 | 7/30/2025 | < 0.016 | U | | < 0.022 | U | | < 0.0050 | U | | < 0.0056 | U | | < 0.0047 | U | | < 0.0040 | U | | < 0.014 | U | | < 0.011 | U | |
| VMP-32 | 10 | VMP-32-10-110725 | 11/7/2025 | < 0.016 | U | | < 0.043 | U | | < 0.0050 | U | | < 0.0056 | U | | < 0.0047 | U | | 0.0020 | J | | < 0.014 | U | | 0.012 | J | |
| VMP-32 | 20 | VMP-32-20-021125 | 2/11/2025 | < 0.014 | U | | 0.0070 | J | | < 0.0042 | U | | < 0.0048 | U | | < 0.0040 | U | | < 0.0034 | U | | < 0.011 | U | | 0.0040 | J | |
| VMP-32 | 20 | VMP-32-20-050125 | 5/1/2025 | < 0.015 | U | | 0.0055 | J | | < 0.0046 | U | | < 0.0053 | U | | < 0.0044 | U | | < 0.0038 | U | | 0.0044 | J | | 0.0032 | J | |
| VMP-32 | 20 | VMP-32-20-110725 | 11/7/2025 | < 0.016 | U | | < 0.042 | U | | < 0.0049 | U | | < 0.0056 | U | | < 0.0046 | U | | < 0.0040 | U | | < 0.013 | U | | < 0.022 | U | |
| VMP-32 | 30 | VMP-32-30-021125 | 2/11/2025 | < 0.014 | U | | 0.0071 | J | | < 0.0043 | U | | < 0.0049 | U | | < 0.0040 | U | | < 0.0035 | U | | < 0.012 | U | | 0.0051 | J | |
| VMP-32 | 30 | VMP-32-30-050125 | 5/1/2025 | < 0.015 | U | | < 0.02 | U | | < 0.0046 | U | | < 0.0052 | U | | < 0.0043 | U | | < 0.0037 | U | | < 0.012 | U | | < 0.01 | U | |
| VMP-32 | 30 | VMP-32-30-073125 | 7/31/2025 | < 0.015 | U | | 0.03 | | | < 0.0046 | U | | < 0.0052 | U | | < 0.0043 | U | | < 0.0037 | U | | 0.0030 | J | | 0.0023 | J | |
| VMP-32 | 30 | VMP-32-30-110725 | 11/7/2025 | < 0.015 | U | | 0.0089 | J | | < 0.0046 | U | | < 0.0052 | U | | < 0.0043 | U | | 0.0032 | J | | 0.017 | | | < 0.01 | U | |
| VMP-42 | 10 | VMP-42-10-020525 | 2/5/2025 | < 0.014 | U | | 0.0062 | J | | < 0.0041 | U | | < 0.0047 | U | | < 0.0039 | U | | < 0.0033 | U | | < 0.011 | U | | 0.0026 | J | |
| VMP-42 | 10 | VMP-42-10-043025 | 4/30/2025 | < 0.015 | U | | 0.018 | J | | < 0.0046 | U | | < 0.0053 | U | | < 0.0044 | U | | < 0.0038 | U | | < 0.013 | U | | 0.035 | | |
| VMP-42 | 10 | VMP-42-10-072425 | 7/24/2025 | < 0.016 | U | | 0.034 | | | < 0.0049 | U | | < 0.0055 | U | | 0.0035 | J | | 0.0029 | J | | < 0.013 | U | | 0.0061 | J | |
| VMP-42 | 10 | VMP-42-10-110525 | 11/5/2025 | < 0.014 | U | | < 0.037 | U | | < 0.0042 | U | | < 0.0048 | U | | < 0.0040 | U | | < 0.0034 | U | | < 0.012 | U | | < 0.019 | U | |
| VMP-42 | 10 | VMP-42-10-110525-DUP | 11/5/2025 | < 0.014 | U | | < 0.018 | U | | < 0.0043 | U | | < 0.0048 | U | | < 0.0040 | U | | < 0.0035 | U | | < 0.012 | U | | < 0.0097 | U | |
| VMP-42 | 20 | VMP-42-20-020525 | 2/5/2025 | < 0.014 | U | | < 0.018 | U | | < 0.0041 | U | | < 0.0046 | U | | < 0.0039 | U | | < 0.0033 | U | | < 0.011 | U | | 0.0013 | J | |
| VMP-42 | 20 | VMP-42-20-043025 | 4/30/2025 | < 0.014 | U | | < 0.018 | U | | < 0.0042 | U | | < 0.0048 | U | | < 0.0040 | U | | < 0.0034 | U | | < 0.012 | U | | < 0.0096 | U | |
| VMP-42 | 20 | VMP-42-20-072425 | 7/24/2025 | < 0.016 | U | | < 0.021 | U | | < 0.0048 | U | | < 0.0054 | U | | < 0.0045 | U | | < 0.0038 | U | | < 0.013 | U | | < 0.011 | U | |
| VMP-42 | 20 | VMP-42-20-110525 | 11/5/2025 | < 0.015 | U | | < 0.02 | U | | < 0.0045 | U | | < 0.0051 | U | | < 0.0043 | U | | < 0.0037 | U | | < 0.012 | U | | 0.0057 | J | |
| VMP-42 | 30 | VMP-42-30-020525 | 2/5/2025 | < 0.014 | U | | 0.0038 | J | | < 0.0042 | U | | < 0.0047 | U | | < 0.0039 | U | | < 0.0034 | U | | 0.0026 | J | | 0.0028 | J | |
| VMP-42 | 30 | VMP-42-30-043025 | 4/30/2025 | < 0.014 | U | | < 0.018 | U | | < 0.0041 | U | | < 0.0047 | U | | < 0.0039 | U | | < 0.0034 | U | | < 0.011 | U | | < 0.0094 | U | |
| VMP-42 | 30 | VMP-42-30-072425 | 7/24/2025 | < 0.016 | U | | < 0.02 | U | | < 0.0047 | U | | < 0.0053 | U | | < 0.0044 | U | | < 0.0038 | U | | < 0.013 | U | | 0.0046 | J | |
| VMP-42 | 30 | VMP-42-30-110525 | 11/5/2025 | < 0.016 | U | | 0.0076 | J | J | < 0.0048 | U | | < 0.0054 | U | | < 0.0045 | U | | < 0.0039 | U | | < 0.013 | U | | 0.0058 | J | |
| VMP-43 | 10 | VMP-43-10-020625 | 2/6/2025 | < 0.013 | U | | 0.0060 | J | | < 0.0039 | U | | < 0.0044 | U | | < 0.0037 | U | | < 0.0032 | U | | < 0.011 | U | | 0.0018 | J | |
| VMP-43 | 10 | VMP-43-10-042825 | 4/28/2025 | < 0.016 | U | | < 0.021 | U | | < 0.0049 | U | | < 0.0056 | U | | < 0.0046 | U | | < 0.0040 | U | | < 0.013 | U | | 0.0077 | J | |
| VMP-43 | 10 | VMP-43-10-042825-DUP | 4/28/2025 | < 0.016 | U | | 0.0073 | J | | < 0.0048 | U | | < 0.0054 | U | | < 0.0045 | U | | < 0.0039 | U | | < 0.013 | U | | 0.0083 | J | |
| VMP-43 | 10 | VMP-43-10-072525 | 7/25/2025 | < 0.016 | U | | < 0.021 | U | | < 0.0048 | U | | < 0.0055 | U | | < 0.0046 | U | | < 0.0039 | U | | < 0.013 | U | | 0.0016 | J | |
| VMP-43 | 10 | VMP-43-10-102825 | 10/28/2025 | < 0.014 | U | | < 0.019 | U | | < 0.0043 | U | | < 0.0049 | U | | < 0.0041 | U | | < 0.0035 | U | | < 0.012 | U | | < 0.0098 | U | |
| VMP-43 | 10 | VMP-43-10-102825-DUP | 10/28/2025 | < 0.014 | U | | < 0.018 | U | | < 0.0042 | U | | < 0.0048 | U | | < 0.0040 | U | | < 0.0034 | U | | < 0.012 | U | | 0.0047 | J | |

# TABLE 5
## HISTORICAL SUMMARY OF SOIL VAPOR ANALYTICAL DETECTIONS AND SCREENING RESULTS: VILLAGE - VOCS

| | | | | 1,4-Dioxane | | | Ethanol | | | Ethylbenzene | | | 4-Ethyltoluene | | | Heptane | | | Hexane | | | Isopentane | | | 2-Propanol | | |
|---|---|---|---|---|---|---|---|---|---|---|---|---|---|---|---|---|---|---|---|---|---|---|---|---|---|---|---|
| Residential Screening Criteria (mg/m$^3$) | | | | 0.22 | | | | | | 1.3 | | | | | | | | | | | | | | | | | |
| Location | Depth (ft bgs) | Sample ID | Sample Date | Result (mg/m$^3$) | Lab Quals | AECOM Quals | Result (mg/m$^3$) | Lab Quals | AECOM Quals | Result (mg/m$^3$) | Lab Quals | AECOM Quals | Result (mg/m$^3$) | Lab Quals | AECOM Quals | Result (mg/m$^3$) | Lab Quals | AECOM Quals | Result (mg/m$^3$) | Lab Quals | AECOM Quals | Result (mg/m$^3$) | Lab Quals | AECOM Quals | Result (mg/m$^3$) | Lab Quals | AECOM Quals |
| VMP-43 | 20 | VMP-43-20-020625 | 2/6/2025 | < 0.014 | U | | 0.0076 | J | | < 0.0043 | U | | < 0.0048 | U | | < 0.0040 | U | | < 0.0035 | U | | < 0.012 | U | | 0.0017 | J | |
| VMP-43 | 20 | VMP-43-20-042825 | 4/28/2025 | < 0.015 | U | | 0.0049 | J | | < 0.0045 | U | | < 0.0051 | U | | < 0.0043 | U | | < 0.0037 | U | | < 0.012 | U | | 0.0033 | J | |
| VMP-43 | 20 | VMP-43-20-072925 | 7/29/2025 | < 0.015 | U | | 0.0074 | J | | < 0.0046 | U | | < 0.0053 | U | | < 0.0044 | U | | < 0.0038 | U | | 0.0024 | J | | 0.0047 | J | |
| VMP-43 | 20 | VMP-43-20-102825 | 10/28/2025 | < 0.015 | U | | 0.0077 | J | J | < 0.0046 | U | | < 0.0052 | U | | < 0.0044 | U | | < 0.0038 | U | | 0.0048 | J | | 0.0063 | J | |
| VMP-43 | 30 | VMP-43-30-020625 | 2/6/2025 | < 0.014 | U | | 0.0049 | J | | < 0.0041 | U | | < 0.0047 | U | | < 0.0039 | U | | < 0.0034 | U | | < 0.011 | U | | 0.0014 | J | |
| VMP-43 | 30 | VMP-43-30-042825 | 4/28/2025 | < 0.016 | U | | 0.0066 | J | | < 0.0048 | U | | < 0.0054 | U | | < 0.0045 | U | | < 0.0039 | U | | < 0.013 | U | | 0.011 | | |
| VMP-43 | 30 | VMP-43-30-072925 | 7/29/2025 | < 0.015 | U | | 0.0051 | J | | < 0.0047 | U | | < 0.0053 | U | | < 0.0044 | U | | < 0.0038 | U | | < 0.013 | U | | 0.0036 | J | |
| VMP-43 | 30 | VMP-43-30-102825 | 10/28/2025 | < 0.014 | U | | < 0.019 | U | | < 0.0044 | U | | < 0.0049 | U | | < 0.0041 | U | | 0.0016 | J | | < 0.012 | U | | 0.0098 | J | |
| VMP-45 | 10 | VMP-45-10-020525 | 2/5/2025 | < 0.013 | U | | 0.0043 | J | | < 0.0040 | U | | < 0.0046 | U | | < 0.0038 | U | | < 0.0033 | U | | < 0.011 | U | | < 0.0092 | U | |
| VMP-45 | 10 | VMP-45-10-042825 | 4/28/2025 | < 0.014 | U | | 0.0048 | J | | < 0.0044 | U | | < 0.0050 | U | | < 0.0041 | U | | < 0.0036 | U | | < 0.012 | U | | 0.0025 | J | |
| VMP-45 | 10 | VMP-45-10-072425 | 7/24/2025 | < 0.015 | U | | < 0.019 | U | | < 0.0045 | U | | < 0.0051 | U | | < 0.0042 | U | | < 0.0036 | U | | < 0.012 | U | | 0.0020 | J | J |
| VMP-45 | 10 | VMP-45-10-072425-DUP | 7/24/2025 | < 0.015 | U | | 0.0093 | J | | < 0.0047 | U | | < 0.0053 | U | | < 0.0044 | U | | < 0.0038 | U | | < 0.013 | U | | 0.0041 | J | J |
| VMP-45 | 10 | VMP-45-10-103125 | 10/31/2025 | < 0.016 | U | | < 0.021 | U | | < 0.0048 | U | | < 0.0054 | U | | < 0.0045 | U | | < 0.0039 | U | | < 0.013 | U | | < 0.011 | U | |
| VMP-45 | 20 | VMP-45-20-020525 | 2/5/2025 | < 0.013 | U | | 0.014 | J | | < 0.0040 | U | | < 0.0046 | U | | < 0.0038 | U | | < 0.0033 | U | | < 0.011 | U | | 0.012 | | |
| VMP-45 | 20 | VMP-45-20-020525-DUP | 2/5/2025 | < 0.013 | U | | < 0.018 | U | | < 0.0040 | U | | < 0.0046 | U | | < 0.0038 | U | | < 0.0033 | U | | < 0.011 | U | | < 0.0092 | U | |
| VMP-45 | 20 | VMP-45-20-042825 | 4/28/2025 | < 0.014 | U | | < 0.018 | U | | < 0.0042 | U | | < 0.0048 | U | | < 0.0040 | U | | < 0.0034 | U | | < 0.012 | U | | 0.0018 | J | |
| VMP-45 | 20 | VMP-45-20-072425 | 7/24/2025 | < 0.016 | U | | 0.084 | | | < 0.0048 | U | | < 0.0054 | U | | < 0.0045 | U | | < 0.0038 | U | | < 0.013 | U | | 0.02 | J- | J |
| VMP-45 | 20 | VMP-45-20-103125 | 10/31/2025 | < 0.015 | U | | < 0.02 | U | | < 0.0046 | U | | < 0.0053 | U | | < 0.0044 | U | | < 0.0038 | U | | < 0.013 | U | | 0.0051 | J | |
| VMP-45 | 30 | VMP-45-30-020525 | 2/5/2025 | < 0.013 | U | | 0.0068 | J | | < 0.0040 | U | | < 0.0046 | U | | < 0.0038 | U | | < 0.0033 | U | | < 0.011 | U | | < 0.0092 | U | |
| VMP-45 | 30 | VMP-45-30-042825 | 4/28/2025 | < 0.015 | U | | 0.0052 | J | | < 0.0046 | U | | < 0.0052 | U | | < 0.0044 | U | | < 0.0038 | U | | < 0.012 | U | | 0.0020 | J | |
| VMP-45 | 30 | VMP-45-30-072425 | 7/24/2025 | < 0.016 | U | | < 0.02 | U | | < 0.0047 | U | | < 0.0053 | U | | < 0.0044 | U | | < 0.0038 | U | | < 0.013 | U | | < 0.011 | UJ | UJ |
| VMP-45 | 30 | VMP-45-30-103125 | 10/31/2025 | < 0.015 | U | | < 0.019 | U | | < 0.0044 | U | | < 0.0050 | U | | < 0.0042 | U | | < 0.0036 | U | | < 0.012 | U | | < 0.01 | U | |
| VMP-47 | 5 | VMP-47-5-032125 | 3/21/2025 | < 0.015 | U | | 0.0060 | J | | < 0.0046 | U | | < 0.0053 | U | | < 0.0044 | U | | < 0.0038 | U | | < 0.013 | U | | 0.0033 | J | |
| VMP-47 | 5 | VMP-47-5-053025 | 5/30/2025 | < 0.015 | U | | 0.0078 | J | | < 0.0047 | U | | < 0.0053 | U | | < 0.0044 | U | | < 0.0038 | U | | < 0.013 | U | | 0.012 | | |
| VMP-47 | 5 | VMP-47-5-072125 | 7/21/2025 | < 0.015 | U | | < 0.019 | U | | < 0.0045 | U | | < 0.0051 | U | | < 0.0042 | U | | < 0.0036 | U | | < 0.012 | U | | < 0.01 | U | |
| VMP-47 | 5 | VMP-47-5-072125-DUP | 7/21/2025 | < 0.015 | U | | < 0.02 | U | | < 0.0046 | U | | < 0.0053 | U | | < 0.0044 | U | | < 0.0038 | U | | < 0.013 | U | | < 0.01 | U | |
| VMP-47 | 5 | VMP-47-5-103125 | 10/31/2025 | < 0.015 | U | | < 0.02 | U | | < 0.0046 | U | | < 0.0053 | U | | < 0.0044 | U | | < 0.0038 | U | | < 0.013 | U | | < 0.01 | U | |
| VMP-47 | 10 | VMP-47-10-020325 | 2/3/2025 | < 0.014 | U | | 0.0043 | J | | < 0.0044 | U | | < 0.0050 | U | | < 0.0041 | U | | < 0.0036 | U | | < 0.012 | U | | 0.0054 | J | |
| VMP-47 | 10 | VMP-47-10-042525 | 4/25/2025 | < 0.015 | U | | < 0.02 | U | | < 0.0046 | U | | < 0.0053 | U | | < 0.0044 | U | | < 0.0038 | U | | < 0.013 | U | | 0.017 | | |
| VMP-47 | 10 | VMP-47-10-072125 | 7/21/2025 | < 0.016 | U | | 0.022 | | | < 0.0048 | U | | < 0.0054 | U | | < 0.0045 | U | | < 0.0038 | U | | < 0.013 | U | | < 0.011 | U | |
| VMP-47 | 10 | VMP-47-10-103125 | 10/31/2025 | < 0.015 | U | | < 0.02 | U | | < 0.0045 | U | | < 0.0051 | U | | < 0.0043 | U | | < 0.0037 | U | | < 0.012 | U | | 0.0037 | J | |
| VMP-47 | 20 | VMP-47-20-020325 | 2/3/2025 | < 0.015 | U | | < 0.02 | U | | < 0.0046 | U | | < 0.0052 | U | | < 0.0044 | U | | < 0.0038 | U | | < 0.012 | U | | 0.0028 | J | |
| VMP-47 | 20 | VMP-47-20-053025 | 5/30/2025 | < 0.014 | U | | 0.011 | J | | < 0.0044 | U | | < 0.0050 | U | | < 0.0041 | U | | < 0.0036 | U | | < 0.012 | U | | 0.01 | | |
| VMP-47 | 20 | VMP-47-20-072125 | 7/21/2025 | < 0.016 | U | | 0.013 | J | | < 0.0048 | U | | < 0.0054 | U | | < 0.0045 | U | | < 0.0038 | U | | < 0.013 | U | | < 0.011 | U | |
| VMP-47 | 20 | VMP-47-20-103125 | 10/31/2025 | < 0.015 | U | | < 0.019 | U | | < 0.0044 | U | | < 0.0050 | U | | < 0.0042 | U | | < 0.0036 | U | | < 0.012 | U | | < 0.01 | U | |
| VMP-47 | 30 | VMP-47-30-020325 | 2/3/2025 | < 0.015 | U | | 0.011 | J | | < 0.0046 | U | | < 0.0053 | U | | < 0.0044 | U | | < 0.0038 | U | | 0.0023 | J | | 0.0058 | J | |
| VMP-47 | 30 | VMP-47-30-042525 | 4/25/2025 | < 0.016 | U | | 0.0071 | J | | < 0.0047 | U | | < 0.0054 | U | | < 0.0045 | U | | < 0.0038 | U | | < 0.013 | U | | 0.021 | | |
| VMP-47 | 30 | VMP-47-30-072125 | 7/21/2025 | < 0.014 | U | | < 0.018 | U | | < 0.0042 | U | | < 0.0048 | U | | < 0.0040 | U | | < 0.0034 | U | | < 0.011 | U | | < 0.0095 | U | |
| VMP-47 | 30 | VMP-47-30-103125 | 10/31/2025 | < 0.016 | U | | 0.0097 | J | J | < 0.0047 | U | | < 0.0053 | U | | < 0.0044 | U | | < 0.0038 | U | | < 0.013 | U | | < 0.011 | U | |
| VMP-48 | 5 | VMP-48-5-021025 | 2/10/2025 | < 0.015 | U | | 0.0052 | J | | < 0.0044 | U | | < 0.0050 | U | | < 0.0042 | U | | < 0.0036 | U | | < 0.012 | U | | 0.0028 | J | |
| VMP-48 | 5 | VMP-48-5-050225 | 5/2/2025 | < 0.016 | U | | 0.097 | | | < 0.0048 | U | | < 0.0054 | U | | < 0.0045 | U | | < 0.0039 | U | | < 0.013 | U | | 0.023 | | |
| VMP-48 | 5 | VMP-48-5-050225-DUP | 5/2/2025 | < 0.016 | U | | 0.044 | | | < 0.0047 | U | | < 0.0053 | U | | < 0.0044 | U | | < 0.0038 | U | | < 0.013 | U | | < 0.011 | U | |
| VMP-48 | 5 | VMP-48-5-073025 | 7/30/2025 | < 0.017 | U | | < 0.022 | U | | < 0.0050 | U | | < 0.0057 | U | | < 0.0047 | U | | < 0.0041 | U | | < 0.014 | U | | 0.0022 | J | |
| VMP-48 | 5 | VMP-48-5-110425 | 11/4/2025 | < 0.015 | U | | < 0.039 | U | | < 0.0045 | U | | < 0.0051 | U | | < 0.0042 | U | | < 0.0036 | U | | < 0.012 | U | | < 0.02 | U | |
| VMP-48 | 10 | VMP-48-10-021025 | 2/10/2025 | < 0.014 | U | | 0.0066 | J | | < 0.0042 | U | | < 0.0047 | U | | 0.0028 | J | | 0.0098 | | | 0.028 | | J | 0.0028 | J | |
| VMP-48 | 10 | VMP-48-10-050225 | 5/2/2025 | < 0.015 | U | | < 0.019 | U | | < 0.0045 | U | | < 0.0051 | U | | < 0.0042 | U | | < 0.0036 | U | | < 0.012 | U | | < 0.01 | U | |
| VMP-48 | 10 | VMP-48-10-073025 | 7/30/2025 | < 0.017 | U | | < 0.022 | U | | < 0.0050 | U | | < 0.0057 | U | | < 0.0048 | U | | < 0.0041 | U | | < 0.014 | U | | < 0.011 | U | |
| VMP-48 | 10 | VMP-48-10-110425 | 11/4/2025 | < 0.015 | U | | < 0.04 | U | | < 0.0046 | U | | < 0.0053 | U | | < 0.0044 | U | | < 0.0038 | U | | < 0.013 | U | | < 0.021 | U | |
| VMP-48 | 20 | VMP-48-20-021025 | 2/10/2025 | < 0.016 | U | | 0.0078 | J | | < 0.0047 | U | | < 0.0053 | U | | < 0.0044 | U | | < 0.0038 | U | | < 0.013 | U | | 0.0027 | J | |
| VMP-48 | 20 | VMP-48-20-110425 | 11/4/2025 | < 0.015 | U | | < 0.02 | U | | < 0.0046 | U | | < 0.0052 | U | | < 0.0043 | U | | < 0.0037 | U | | < 0.012 | U | | < 0.01 | U | |
| VMP-48 | 30 | VMP-48-30-021025 | 2/10/2025 | < 0.015 | U | | 0.023 | | | < 0.0045 | U | | < 0.0051 | U | | < 0.0042 | U | | < 0.0036 | U | | < 0.012 | U | | 0.026 | | |
| VMP-48 | 30 | VMP-48-30-050225 | 5/2/2025 | < 0.016 | U | | 0.01 | J | | < 0.0047 | U | | < 0.0053 | U | | < 0.0044 | U | | < 0.0038 | U | | 0.0039 | J | | < 0.011 | U | |
| VMP-48 | 30 | VMP-48-30-073025 | 7/30/2025 | < 0.016 | U | | < 0.02 | U | | < 0.0047 | U | | < 0.0053 | U | | < 0.0044 | U | | < 0.0038 | U | | < 0.013 | U | | < 0.011 | U | |
| VMP-48 | 30 | VMP-48-30-110425 | 11/4/2025 | < 0.016 | U | | 0.039 | J | | < 0.0048 | U | | < 0.0055 | U | | < 0.0046 | U | | < 0.0039 | U | | < 0.013 | U | | < 0.022 | U | |

# TABLE 5
## HISTORICAL SUMMARY OF SOIL VAPOR ANALYTICAL DETECTIONS AND SCREENING RESULTS: VILLAGE - VOCS

| | | | | 1,4-Dioxane | | | Ethanol | | | Ethylbenzene | | | 4-Ethyltoluene | | | Heptane | | | Hexane | | | Isopentane | | | 2-Propanol | | |
|---|---|---|---|---|---|---|---|---|---|---|---|---|---|---|---|---|---|---|---|---|---|---|---|---|---|---|---|
| Residential Screening Criteria (mg/m$^3$) | | | | 0.22 | | | | | | 1.3 | | | | | | | | | | | | | | | | | |
| Location | Depth (ft bgs) | Sample ID | Sample Date | Result (mg/m$^3$) | Lab Quals | AECOM Quals | Result (mg/m$^3$) | Lab Quals | AECOM Quals | Result (mg/m$^3$) | Lab Quals | AECOM Quals | Result (mg/m$^3$) | Lab Quals | AECOM Quals | Result (mg/m$^3$) | Lab Quals | AECOM Quals | Result (mg/m$^3$) | Lab Quals | AECOM Quals | Result (mg/m$^3$) | Lab Quals | AECOM Quals | Result (mg/m$^3$) | Lab Quals | AECOM Quals |
| VMP-49 | 5 | VMP-49-5-021125 | 2/11/2025 | < 0.028 | U | | < 0.036 | U | UJ | < 0.0084 | U | | < 0.0095 | U | | < 0.0079 | U | | < 0.0068 | U | | < 0.023 | U | | 0.0079 | J | J |
| VMP-49 | 5 | VMP-49-5-043025 | 4/30/2025 | < 0.016 | U | | < 0.021 | U | | < 0.0049 | U | | < 0.0055 | U | | < 0.0046 | U | | < 0.0039 | U | | < 0.013 | U | | < 0.011 | U | |
| VMP-49 | 5 | VMP-49-5-072425 | 7/24/2025 | < 0.016 | U | | < 0.02 | U | | < 0.0047 | U | | < 0.0053 | U | | < 0.0044 | U | | < 0.0038 | U | | < 0.013 | U | | < 0.011 | U | |
| VMP-49 | 5 | VMP-49-5-072425-DUP | 7/24/2025 | < 0.016 | U | | < 0.021 | U | | < 0.0048 | U | | < 0.0054 | U | | < 0.0045 | U | | < 0.0038 | U | | < 0.013 | U | | < 0.011 | U | |
| VMP-49 | 5 | VMP-49-5-110725 | 11/7/2025 | < 0.017 | U | | 0.0094 | J | | < 0.0051 | U | | < 0.0058 | U | | < 0.0048 | U | | < 0.0042 | U | | < 0.014 | U | | 0.0053 | J | |
| VMP-49 | 10 | VMP-49-10-021125 | 2/11/2025 | < 0.014 | U | | 0.017 | J | J | < 0.0044 | U | | < 0.0050 | U | | < 0.0041 | U | | < 0.0036 | U | | < 0.012 | U | | 0.021 | | J |
| VMP-49 | 10 | VMP-49-10-043025 | 4/30/2025 | < 0.016 | U | | < 0.021 | U | | < 0.0049 | U | | < 0.0055 | U | | < 0.0046 | U | | < 0.0039 | U | | < 0.013 | U | | < 0.011 | U | |
| VMP-49 | 10 | VMP-49-10-072525 | 7/25/2025 | < 0.015 | U | | 0.014 | J | | < 0.0047 | U | | < 0.0053 | U | | < 0.0044 | U | | < 0.0038 | U | | < 0.013 | U | | 0.0045 | J | |
| VMP-49 | 10 | VMP-49-10-110725 | 11/7/2025 | < 0.016 | U | | 0.024 | | | < 0.0048 | U | | < 0.0054 | U | | < 0.0045 | U | | < 0.0039 | U | | < 0.013 | U | | 0.0043 | J | |
| VMP-49 | 20 | VMP-49-20-021125 | 2/11/2025 | < 0.037 | U | | < 0.049 | U | UJ | < 0.011 | U | | < 0.013 | U | | < 0.011 | U | | < 0.0091 | U | | < 0.031 | U | | < 0.026 | UJ | UJ |
| VMP-49 | 20 | VMP-49-20-043025 | 4/30/2025 | < 0.016 | U | | < 0.02 | U | | < 0.0047 | U | | < 0.0053 | U | | < 0.0044 | U | | < 0.0038 | U | | < 0.013 | U | | < 0.011 | U | |
| VMP-49 | 20 | VMP-49-20-072525 | 7/25/2025 | < 0.016 | U | | 0.027 | | | < 0.0048 | U | | < 0.0054 | U | | < 0.0045 | U | | < 0.0038 | U | | < 0.013 | U | | 0.0045 | J | |
| VMP-49 | 20 | VMP-49-20-110725 | 11/7/2025 | < 0.017 | U | | 0.045 | | | < 0.0051 | U | | < 0.0058 | U | | < 0.0048 | U | | < 0.0042 | U | | < 0.014 | U | | 0.0055 | J | |
| VMP-49 | 30 | VMP-49-30-021125 | 2/11/2025 | < 0.013 | U | | 0.0078 | J | J | < 0.0040 | U | | < 0.0046 | U | | < 0.0038 | U | | < 0.0033 | U | | < 0.011 | U | | 0.01 | J- | J |
| VMP-49 | 30 | VMP-49-30-043025 | 4/30/2025 | < 0.016 | U | | 0.013 | J | | < 0.0047 | U | | < 0.0053 | U | | < 0.0044 | U | | < 0.0038 | U | | < 0.013 | U | | 0.028 | | |
| VMP-49 | 30 | VMP-49-30-072525 | 7/25/2025 | < 0.015 | U | | < 0.02 | U | | < 0.0046 | U | | < 0.0053 | U | | < 0.0044 | U | | < 0.0038 | U | | < 0.013 | U | | < 0.01 | U | |
| VMP-49 | 30 | VMP-49-30-110725 | 11/7/2025 | < 0.017 | U | | < 0.022 | U | | < 0.0050 | U | | < 0.0057 | U | | < 0.0047 | U | | < 0.0041 | U | | < 0.014 | U | | < 0.011 | U | |
| VMP-50 | 5 | VMP-50-5-021025 | 2/10/2025 | < 0.014 | U | | 0.019 | | | < 0.0042 | U | | < 0.0048 | U | | < 0.0040 | U | | < 0.0034 | U | | 0.0050 | J | | 0.0042 | J | |
| VMP-50 | 5 | VMP-50-5-043025 | 4/30/2025 | < 0.016 | U | | < 0.021 | U | | < 0.0048 | U | | < 0.0055 | U | | < 0.0046 | U | | < 0.0039 | U | | < 0.013 | U | | < 0.011 | U | |
| VMP-50 | 5 | VMP-50-5-073025 | 7/30/2025 | < 0.016 | U | | < 0.021 | U | | < 0.0048 | U | | < 0.0054 | U | | < 0.0045 | U | | < 0.0039 | U | | < 0.013 | U | | 0.0025 | J | |
| VMP-50 | 5 | VMP-50-5-073025-DUP | 7/30/2025 | < 0.016 | U | | 0.0053 | J | | < 0.0049 | U | | < 0.0055 | U | | < 0.0046 | U | | < 0.0040 | U | | < 0.013 | U | | 0.0016 | J | |
| VMP-50 | 5 | VMP-50-5-110725 | 11/7/2025 | < 0.016 | U | | < 0.021 | U | | < 0.0049 | U | | < 0.0056 | U | | < 0.0046 | U | | < 0.0040 | U | | < 0.013 | U | | 0.013 | | |
| VMP-50 | 10 | VMP-50-10-021025 | 2/10/2025 | < 0.014 | U | | 0.0061 | J | | < 0.0044 | U | | < 0.0050 | U | | < 0.0041 | U | | < 0.0036 | U | | < 0.012 | U | | 0.0066 | J | |
| VMP-50 | 10 | VMP-50-10-043025 | 4/30/2025 | < 0.016 | U | | < 0.021 | U | | < 0.0048 | U | | < 0.0054 | U | | < 0.0045 | U | | < 0.0038 | U | | < 0.013 | U | | < 0.011 | U | |
| VMP-50 | 10 | VMP-50-10-073025 | 7/30/2025 | < 0.016 | U | | < 0.021 | U | | < 0.0049 | U | | < 0.0055 | U | | < 0.0046 | U | | < 0.0040 | U | | < 0.013 | U | | < 0.011 | U | |
| VMP-50 | 10 | VMP-50-10-110725 | 11/7/2025 | < 0.016 | U | | 0.0094 | J | | < 0.0047 | U | | < 0.0054 | U | | < 0.0045 | U | | < 0.0038 | U | | < 0.013 | U | | < 0.011 | U | |
| VMP-50 | 20 | VMP-50-20-021025 | 2/10/2025 | < 0.015 | U | | 0.0060 | J | | < 0.0044 | U | | < 0.0050 | U | | < 0.0042 | U | | < 0.0036 | U | | < 0.012 | U | | 0.0020 | J | |
| VMP-50 | 20 | VMP-50-20-043025 | 4/30/2025 | < 0.015 | U | | < 0.02 | U | | < 0.0046 | U | | < 0.0053 | U | | < 0.0044 | U | | < 0.0038 | U | | < 0.013 | U | | < 0.01 | U | |
| VMP-50 | 20 | VMP-50-20-073025 | 7/30/2025 | < 0.016 | U | | < 0.021 | U | | < 0.0048 | U | | < 0.0054 | U | | < 0.0045 | U | | < 0.0039 | U | | < 0.013 | U | | < 0.011 | U | |
| VMP-50 | 20 | VMP-50-20-110725 | 11/7/2025 | < 0.015 | U | | < 0.02 | U | | < 0.0046 | U | | < 0.0052 | U | | < 0.0044 | U | | < 0.0038 | U | | < 0.012 | U | | < 0.01 | U | |
| VMP-50 | 30 | VMP-50-30-021025 | 2/10/2025 | < 0.015 | U | | 0.0070 | J | | < 0.0046 | U | | < 0.0053 | U | | < 0.0044 | U | | < 0.0038 | U | | 0.031 | | | 0.0022 | J | |
| VMP-50 | 30 | VMP-50-30-021025-DUP | 2/10/2025 | < 0.014 | U | | 0.0089 | J | | < 0.0043 | U | | < 0.0049 | U | | < 0.0040 | U | | < 0.0035 | U | | 0.031 | | | 0.0021 | J | |
| VMP-50 | 30 | VMP-50-30-043025 | 4/30/2025 | < 0.015 | U | | < 0.02 | U | | < 0.0046 | U | | < 0.0052 | U | | < 0.0044 | U | | < 0.0038 | U | | 0.017 | | | 0.015 | | |
| VMP-50 | 30 | VMP-50-30-073025 | 7/30/2025 | < 0.02 | U | | < 0.026 | U | | < 0.0059 | U | | < 0.0067 | U | | < 0.0056 | U | | < 0.0048 | U | | 0.028 | | | 0.0047 | J | |
| VMP-50 | 30 | VMP-50-30-110725 | 11/7/2025 | < 0.015 | U | | < 0.019 | U | | < 0.0044 | U | | < 0.0050 | U | | < 0.0042 | U | | < 0.0036 | U | | 0.036 | | | < 0.01 | U | |
| VMP-51 | 5 | VMP-51-5-020525 | 2/5/2025 | < 0.013 | U | | 0.0069 | J | | < 0.0040 | U | | < 0.0046 | U | | < 0.0038 | U | | < 0.0033 | U | | < 0.011 | U | | < 0.0092 | U | |
| VMP-51 | 5 | VMP-51-5-042925 | 4/29/2025 | < 0.015 | U | | < 0.02 | U | | < 0.0045 | U | | < 0.0051 | U | | < 0.0043 | U | | < 0.0037 | U | | < 0.012 | U | | 0.0047 | J | |
| VMP-51 | 5 | VMP-51-5-072325 | 7/23/2025 | < 0.016 | U | | 0.041 | | | < 0.0047 | U | | < 0.0053 | U | | < 0.0044 | U | | < 0.0038 | U | | < 0.013 | U | | 0.0037 | J | |
| VMP-51 | 5 | VMP-51-5-110625 | 11/6/2025 | < 0.015 | U | | < 0.02 | U | | < 0.0046 | U | | < 0.0052 | U | | < 0.0043 | U | | < 0.0037 | U | | < 0.012 | U | | < 0.01 | U | |
| VMP-51 | 10 | VMP-51-10-020525 | 2/5/2025 | < 0.013 | U | | < 0.017 | U | | < 0.0039 | U | | < 0.0044 | U | | < 0.0037 | U | | < 0.0032 | U | | < 0.011 | U | | < 0.0088 | U | |
| VMP-51 | 10 | VMP-51-10-042925 | 4/29/2025 | < 0.015 | U | | < 0.019 | U | | < 0.0044 | U | | < 0.0050 | U | | < 0.0042 | U | | < 0.0036 | U | | < 0.012 | U | | 0.0029 | J | |
| VMP-51 | 10 | VMP-51-10-072325 | 7/23/2025 | < 0.016 | U | | 0.012 | J | | < 0.0048 | U | | < 0.0054 | U | | < 0.0045 | U | | < 0.0038 | U | | < 0.013 | U | | 0.0033 | J | |
| VMP-51 | 10 | VMP-51-10-110625 | 11/6/2025 | < 0.015 | U | | < 0.02 | U | | < 0.0046 | U | | < 0.0052 | U | | < 0.0043 | U | | < 0.0037 | U | | < 0.012 | U | | < 0.01 | U | |
| VMP-51 | 20 | VMP-51-20-020525 | 2/5/2025 | < 0.013 | U | | 0.027 | | | < 0.0040 | U | | < 0.0046 | U | | < 0.0038 | U | | < 0.0033 | U | | < 0.011 | U | | 0.032 | | |
| VMP-51 | 20 | VMP-51-20-042925 | 4/29/2025 | < 0.015 | U | | < 0.02 | U | | < 0.0046 | U | | < 0.0052 | U | | < 0.0043 | U | | < 0.0037 | U | | < 0.012 | U | | 0.0024 | J | |
| VMP-51 | 20 | VMP-51-20-042925-DUP | 4/29/2025 | < 0.015 | U | | < 0.019 | U | | < 0.0044 | U | | < 0.0050 | U | | < 0.0042 | U | | < 0.0036 | U | | < 0.012 | U | | 0.0029 | J | |
| VMP-51 | 20 | VMP-51-20-072425 | 7/24/2025 | < 0.015 | U | | < 0.02 | U | | < 0.0046 | U | | < 0.0052 | U | | < 0.0043 | U | | < 0.0037 | U | | < 0.012 | U | | 0.0033 | J | J |
| VMP-51 | 20 | VMP-51-20-110625 | 11/6/2025 | < 0.016 | U | | < 0.041 | U | | < 0.0047 | U | | < 0.0054 | U | | < 0.0045 | U | | < 0.0038 | U | | < 0.013 | U | | < 0.021 | U | |
| VMP-51 | 30 | VMP-51-30-020525 | 2/5/2025 | < 0.014 | U | | 0.0068 | J | | < 0.0041 | U | | < 0.0047 | U | | < 0.0039 | U | | < 0.0033 | U | | < 0.011 | U | | 0.011 | | |
| VMP-51 | 30 | VMP-51-30-042925 | 4/29/2025 | < 0.015 | U | | < 0.02 | U | | < 0.0046 | U | | < 0.0053 | U | | < 0.0044 | U | | < 0.0038 | U | | < 0.013 | U | | 0.0069 | J | |
| VMP-51 | 30 | VMP-51-30-072425 | 7/24/2025 | < 0.015 | U | | < 0.019 | U | | < 0.0045 | U | | < 0.0051 | U | | < 0.0042 | U | | < 0.0036 | U | | < 0.012 | U | | < 0.01 | UJ | UJ |
| VMP-51 | 30 | VMP-51-30-110625 | 11/6/2025 | < 0.016 | U | | < 0.021 | U | | < 0.0049 | U | | < 0.0056 | U | | < 0.0046 | U | | < 0.0040 | U | | < 0.013 | U | | 0.0082 | J | J |
| VMP-51 | 30 | VMP-51-30-110625-DUP | 11/6/2025 | < 0.016 | U | | < 0.021 | U | | < 0.0049 | U | | < 0.0056 | U | | < 0.0046 | U | | < 0.0040 | U | | < 0.013 | U | | < 0.011 | U | |
| VMP-52 | 5 | VMP-52-5-020625 | 2/6/2025 | < 0.014 | U | | 0.0066 | J | | < 0.0042 | U | | < 0.0047 | U | | < 0.0039 | U | | < 0.0034 | U | | < 0.011 | U | | 0.0047 | J | |
| VMP-52 | 5 | VMP-52-5-042925 | 4/29/2025 | < 0.016 | U | | < 0.021 | U | | < 0.0048 | U | | < 0.0054 | U | | < 0.0045 | U | | < 0.0038 | U | | < 0.013 | U | | 0.0071 | J | |
| VMP-52 | 5 | VMP-52-5-072925 | 7/29/2025 | < 0.015 | U | | 0.0046 | J | | < 0.0046 | U | | < 0.0052 | U | | < 0.0043 | U | | < 0.0037 | U | | < 0.012 | U | | 0.0017 | J | |
| VMP-52 | 5 | VMP-52-5-110425 | 11/4/2025 | < 0.017 | U | | < 0.045 | U | | < 0.0051 | U | | < 0.0058 | U | | < 0.0048 | U | | < 0.0042 | U | | < 0.014 | U | | 0.0045 | J | |

# TABLE 5
## HISTORICAL SUMMARY OF SOIL VAPOR ANALYTICAL DETECTIONS AND SCREENING RESULTS: VILLAGE - VOCS

| | | | | 1,4-Dioxane | | | Ethanol | | | Ethylbenzene | | | 4-Ethyltoluene | | | Heptane | | | Hexane | | | Isopentane | | | 2-Propanol | | |
|---|---|---|---|---|---|---|---|---|---|---|---|---|---|---|---|---|---|---|---|---|---|---|---|---|---|---|---|
| Residential Screening Criteria (mg/m$^3$) | | | | 0.22 | | | | | | 1.3 | | | | | | | | | | | | | | | | | |
| Location | Depth (ft bgs) | Sample ID | Sample Date | Result (mg/m$^3$) | Lab Quals | AECOM Quals | Result (mg/m$^3$) | Lab Quals | AECOM Quals | Result (mg/m$^3$) | Lab Quals | AECOM Quals | Result (mg/m$^3$) | Lab Quals | AECOM Quals | Result (mg/m$^3$) | Lab Quals | AECOM Quals | Result (mg/m$^3$) | Lab Quals | AECOM Quals | Result (mg/m$^3$) | Lab Quals | AECOM Quals | Result (mg/m$^3$) | Lab Quals | AECOM Quals |
| VMP-52 | 10 | VMP-52-10-020625 | 2/6/2025 | < 0.015 | U | | < 0.019 | U | | < 0.0045 | U | | < 0.0051 | U | | < 0.0042 | U | | < 0.0036 | U | | < 0.012 | U | | 0.0040 | J | |
| VMP-52 | 10 | VMP-52-10-042925 | 4/29/2025 | < 0.015 | U | | 0.013 | J | | < 0.0046 | U | | < 0.0052 | U | | < 0.0043 | U | | < 0.0037 | U | | < 0.012 | U | | 0.012 | | |
| VMP-52 | 10 | VMP-52-10-072925 | 7/29/2025 | < 0.015 | U | | 0.0081 | J | | < 0.0046 | U | | < 0.0052 | U | | < 0.0043 | U | | < 0.0037 | U | | < 0.012 | U | | 0.0041 | J | |
| VMP-52 | 10 | VMP-52-10-110425 | 11/4/2025 | < 0.017 | U | | < 0.044 | U | | < 0.0050 | U | | < 0.0057 | U | | < 0.0047 | U | | < 0.0041 | U | | < 0.014 | U | | < 0.023 | U | |
| VMP-52 | 20 | VMP-52-20-020625 | 2/6/2025 | < 0.015 | U | | 0.02 | | | < 0.0044 | U | | < 0.0050 | U | | < 0.0042 | U | | < 0.0036 | U | | < 0.012 | U | | 0.018 | | |
| VMP-52 | 20 | VMP-52-20-042925-DUP | 4/29/2025 | < 0.015 | U | | < 0.02 | U | | < 0.0046 | U | | < 0.0052 | U | | < 0.0043 | U | | < 0.0037 | U | | < 0.012 | U | | 0.0029 | J | |
| VMP-52 | 20 | VMP-52-20-072925 | 7/29/2025 | < 0.016 | U | | < 0.021 | U | | < 0.0048 | U | | < 0.0054 | U | | < 0.0045 | U | | < 0.0039 | U | | 0.0087 | J | | 0.0022 | J | |
| VMP-52 | 20 | VMP-52-20-110425 | 11/4/2025 | < 0.017 | U | | < 0.044 | U | | < 0.0050 | U | | < 0.0057 | U | | < 0.0047 | U | | < 0.0041 | U | | < 0.014 | U | | < 0.023 | U | |
| VMP-52 | 30 | VMP-52-30-020625 | 2/6/2025 | < 0.015 | U | | 0.015 | J | | < 0.0045 | U | | < 0.0051 | U | | < 0.0042 | U | | < 0.0036 | U | | < 0.012 | U | | 0.0056 | J | |
| VMP-52 | 30 | VMP-52-30-042925 | 4/29/2025 | < 0.015 | U | | < 0.02 | U | | < 0.0047 | U | | < 0.0053 | U | | < 0.0044 | U | | < 0.0038 | U | | < 0.013 | U | | 0.0035 | J | |
| VMP-52 | 30 | VMP-52-30-072925 | 7/29/2025 | < 0.016 | U | | < 0.021 | U | | < 0.0048 | U | | < 0.0055 | U | | < 0.0046 | U | | < 0.0039 | U | | < 0.013 | U | | 0.0022 | J | |
| VMP-52 | 30 | VMP-52-30-110425 | 11/4/2025 | < 0.015 | U | | < 0.04 | U | | < 0.0046 | U | | < 0.0053 | U | | < 0.0044 | U | | < 0.0038 | U | | < 0.013 | U | | < 0.021 | U | |
| VMP-53 | 5 | VMP-53-5-013125 | 1/31/2025 | 0.0044 | J | | < 0.02 | U | | < 0.0046 | U | | < 0.0052 | U | | < 0.0044 | U | | < 0.0038 | U | | < 0.012 | U | | 0.0027 | J | |
| VMP-53 | 5 | VMP-53-5-042425 | 4/24/2025 | < 0.016 | U | | 0.0055 | J | J | < 0.0048 | U | | < 0.0054 | U | | < 0.0045 | U | | < 0.0039 | U | | < 0.013 | U | | 0.0047 | J | |
| VMP-53 | 5 | VMP-53-5-071825 | 7/18/2025 | < 0.016 | U | | < 0.021 | U | | < 0.0048 | U | | < 0.0054 | U | | < 0.0045 | U | | < 0.0039 | U | | < 0.013 | U | | 0.0023 | J | |
| VMP-53 | 5 | VMP-53-5-102825 | 10/28/2025 | < 0.015 | U | | 0.0086 | J | J | < 0.0045 | U | | < 0.0051 | U | | < 0.0042 | U | | < 0.0036 | U | | < 0.012 | U | | 0.066 | | |
| VMP-53 | 5 | VMP-53-5-102825-DUP | 10/28/2025 | < 0.015 | U | | < 0.02 | U | | < 0.0046 | U | | < 0.0052 | U | | < 0.0043 | U | | < 0.0037 | U | | < 0.012 | U | | 0.072 | | |
| VMP-53 | 10 | VMP-53-10-013125 | 1/31/2025 | < 0.016 | U | | 0.0054 | J | | < 0.0048 | U | | < 0.0054 | U | | < 0.0045 | U | | < 0.0038 | U | | < 0.013 | U | | 0.015 | | |
| VMP-53 | 10 | VMP-53-10-053025 | 5/30/2025 | < 0.016 | U | | 0.0094 | J | | < 0.0048 | U | | < 0.0054 | U | | < 0.0045 | U | | < 0.0039 | U | | < 0.013 | U | | 0.012 | | |
| VMP-53 | 10 | VMP-53-10-071825 | 7/18/2025 | < 0.016 | U | | 0.0050 | J | | < 0.0047 | U | | < 0.0053 | U | | < 0.0044 | U | | < 0.0038 | U | | < 0.013 | U | | 0.0022 | J | |
| VMP-53 | 10 | VMP-53-10-102825 | 10/28/2025 | < 0.014 | U | | < 0.019 | U | | < 0.0044 | U | | < 0.0050 | U | | < 0.0041 | U | | < 0.0036 | U | | < 0.012 | U | | 0.074 | | |
| VMP-53 | 20 | VMP-53-20-013125 | 1/31/2025 | < 0.015 | U | | 0.0074 | J | | < 0.0046 | U | | < 0.0053 | U | | < 0.0044 | U | | < 0.0038 | U | | < 0.013 | U | | 0.0042 | J | |
| VMP-53 | 20 | VMP-53-20-013125-DUP | 1/31/2025 | < 0.015 | U | | < 0.02 | U | | < 0.0046 | U | | < 0.0052 | U | | < 0.0043 | U | | < 0.0037 | U | | < 0.012 | U | | 0.0029 | J | |
| VMP-53 | 20 | VMP-53-20-042425 | 4/24/2025 | < 0.016 | U | | < 0.021 | UJ | UJ | < 0.0048 | U | | < 0.0055 | U | | < 0.0046 | U | | < 0.0039 | U | | < 0.013 | U | | 0.0084 | J | |
| VMP-53 | 20 | VMP-53-20-071825 | 7/18/2025 | < 0.015 | U | | 0.0046 | J | | < 0.0044 | U | | < 0.0050 | U | | < 0.0042 | U | | < 0.0036 | U | | < 0.012 | U | | 0.0027 | J | |
| VMP-53 | 20 | VMP-53-20-102825 | 10/28/2025 | < 0.015 | U | | < 0.02 | U | | < 0.0045 | U | | < 0.0051 | U | | < 0.0043 | U | | < 0.0037 | U | | < 0.012 | U | | 0.0069 | J | |
| VMP-53 | 30 | VMP-53-30-013125 | 1/31/2025 | < 0.016 | U | | 0.0083 | J | | < 0.0048 | U | | < 0.0054 | U | | < 0.0045 | U | | < 0.0039 | U | | < 0.013 | U | | 0.0061 | J | |
| VMP-53 | 30 | VMP-53-30-042425 | 4/24/2025 | < 0.015 | U | | 0.012 | J | J | < 0.0047 | U | | < 0.0053 | U | | < 0.0044 | U | | 0.0033 | J | | 0.14 | | | 0.0047 | J | |
| VMP-53 | 30 | VMP-53-30-071825 | 7/18/2025 | < 0.016 | U | | 0.0052 | J | | < 0.0049 | U | | < 0.0056 | U | | < 0.0047 | U | | < 0.0040 | U | | < 0.013 | U | | < 0.011 | U | |
| VMP-53 | 30 | VMP-53-30-121925 | 12/19/2025 | < 0.0072 | U | | < 0.019 | U | | < 0.0044 | U | | < 0.0049 | U | | < 0.0041 | U | | < 0.0035 | U | | < 0.012 | U | | < 0.0099 | U | |
| VMP-54 | 5 | VMP-54-5-013125 | 1/31/2025 | < 0.015 | U | | 0.0053 | J | | < 0.0046 | U | | < 0.0052 | U | | < 0.0043 | U | | < 0.0037 | U | | < 0.012 | U | | 0.0038 | J | |
| VMP-54 | 5 | VMP-54-5-042425 | 4/24/2025 | < 0.016 | U | | 0.0088 | J | J | < 0.0047 | U | | < 0.0053 | U | | < 0.0044 | U | | < 0.0038 | U | | < 0.013 | U | | 0.0035 | J | |
| VMP-54 | 5 | VMP-54-5-072125 | 7/21/2025 | < 0.015 | U | | < 0.02 | U | | < 0.0046 | U | | < 0.0052 | U | | < 0.0043 | U | | < 0.0037 | U | | < 0.012 | U | | < 0.01 | U | |
| VMP-54 | 5 | VMP-54-5-102825 | 10/28/2025 | < 0.015 | U | | < 0.02 | U | | < 0.0045 | U | | < 0.0051 | U | | < 0.0043 | U | | < 0.0037 | U | | < 0.012 | U | | 0.0046 | J | |
| VMP-54 | 10 | VMP-54-10-013125 | 1/31/2025 | < 0.016 | U | | < 0.022 | U | | < 0.0050 | U | | < 0.0056 | U | | < 0.0047 | U | | < 0.0040 | U | | < 0.014 | U | | 0.0033 | J | |
| VMP-54 | 10 | VMP-54-10-042425 | 4/24/2025 | < 0.015 | U | | < 0.02 | UJ | UJ | < 0.0046 | U | | < 0.0053 | U | | < 0.0044 | U | | < 0.0038 | U | | < 0.013 | U | | 0.0033 | J | |
| VMP-54 | 10 | VMP-54-10-072125 | 7/21/2025 | < 0.015 | U | | < 0.02 | U | | < 0.0046 | U | | < 0.0052 | U | | < 0.0043 | U | | < 0.0037 | U | | < 0.012 | U | | < 0.01 | U | |
| VMP-54 | 10 | VMP-54-10-102825 | 10/28/2025 | < 0.014 | U | | < 0.019 | U | | < 0.0044 | U | | < 0.0050 | U | | < 0.0041 | U | | < 0.0036 | U | | < 0.012 | U | | 0.0044 | J | |
| VMP-54 | 20 | VMP-54-20-013125 | 1/31/2025 | < 0.015 | U | | 0.0061 | J | | < 0.0044 | U | | < 0.0050 | U | | < 0.0042 | U | | < 0.0036 | U | | 0.0024 | J | | 0.0087 | J | |
| VMP-54 | 20 | VMP-54-20-042425 | 4/24/2025 | < 0.016 | U | | 0.0094 | J | J | < 0.0049 | U | | < 0.0056 | U | | < 0.0046 | U | | < 0.0040 | U | | < 0.013 | U | | 0.0029 | J | |
| VMP-54 | 20 | VMP-54-20-072125 | 7/21/2025 | < 0.016 | U | | < 0.021 | U | | < 0.0048 | U | | < 0.0055 | U | | < 0.0046 | U | | < 0.0039 | U | | < 0.013 | U | | < 0.011 | U | |
| VMP-54 | 20 | VMP-54-20-102825 | 10/28/2025 | < 0.015 | U | | < 0.02 | U | | < 0.0045 | U | | < 0.0051 | U | | < 0.0043 | U | | < 0.0037 | U | | < 0.012 | U | | 0.0051 | J | |
| VMP-54 | 20 | VMP-54-20-102825-DUP | 10/28/2025 | < 0.014 | U | | < 0.019 | U | | < 0.0043 | U | | < 0.0049 | U | | < 0.0041 | U | | < 0.0035 | U | | < 0.012 | U | | < 0.0098 | U | |
| VMP-54 | 30 | VMP-54-30-013125 | 1/31/2025 | < 0.015 | U | | < 0.019 | U | | < 0.0044 | U | | < 0.0050 | U | | < 0.0042 | U | | < 0.0036 | U | | < 0.012 | U | | 0.0034 | J | |
| VMP-54 | 30 | VMP-54-30-042425 | 4/24/2025 | < 0.016 | U | | 0.01 | J | J | < 0.0048 | U | | < 0.0054 | U | | < 0.0045 | U | | < 0.0039 | U | | < 0.013 | U | | 0.0038 | J | |
| VMP-54 | 30 | VMP-54-30-072125 | 7/21/2025 | < 0.015 | U | | < 0.02 | U | | < 0.0045 | U | | < 0.0051 | U | | < 0.0043 | U | | < 0.0037 | U | | < 0.012 | U | | < 0.01 | U | |
| VMP-54 | 30 | VMP-54-30-102825 | 10/28/2025 | < 0.015 | U | | < 0.02 | U | | < 0.0045 | U | | < 0.0051 | U | | < 0.0042 | U | | < 0.0036 | U | | < 0.012 | U | | 0.0046 | J | |
| VMP-56 | 10 | VMP-56-10-020725 | 2/7/2025 | < 0.014 | U | | 0.0076 | J | | < 0.0043 | U | | < 0.0049 | U | | < 0.0041 | U | | < 0.0035 | U | | 0.0023 | J | | < 0.0098 | U | |
| VMP-56 | 10 | VMP-56-10-020725-DUP | 2/7/2025 | < 0.015 | U | | 0.0044 | J | | < 0.0044 | U | | < 0.0050 | U | | < 0.0042 | U | | < 0.0036 | U | | 0.0020 | J | | < 0.01 | U | |
| VMP-56 | 10 | VMP-56-10-050125 | 5/1/2025 | < 0.015 | U | | 0.017 | J | | < 0.0046 | U | | < 0.0052 | U | | < 0.0043 | U | | < 0.0037 | U | | < 0.012 | U | | 0.0060 | J | |
| VMP-56 | 10 | VMP-56-10-072825 | 7/28/2025 | < 0.015 | U | | 0.016 | J | | < 0.0046 | U | | < 0.0053 | U | | < 0.0044 | U | | < 0.0038 | U | | < 0.013 | U | | 0.0061 | J | |
| VMP-56 | 10 | VMP-56-10-110525 | 11/5/2025 | < 0.014 | U | | 0.0096 | J | J | < 0.0043 | U | | < 0.0049 | U | | < 0.0041 | U | | < 0.0035 | U | | < 0.012 | U | | 0.0039 | J | |
| VMP-56 | 10 | VMP-56-10-110525-DUP | 11/5/2025 | < 0.015 | U | | 0.014 | J | J | < 0.0045 | U | | < 0.0051 | U | | < 0.0042 | U | | < 0.0036 | U | | < 0.012 | U | | 0.0035 | J | |
| VMP-56 | 25 | VMP-56-25-020725 | 2/7/2025 | < 0.014 | U | | 0.0059 | J | | < 0.0044 | U | | < 0.0049 | U | | < 0.0041 | U | | < 0.0035 | U | | 0.0020 | J | | < 0.0099 | U | |
| VMP-56 | 25 | VMP-56-25-050125 | 5/1/2025 | < 0.016 | U | | 0.0084 | J | | < 0.0049 | U | | < 0.0056 | U | | < 0.0046 | U | | < 0.0040 | U | | < 0.013 | U | | 0.061 | | |
| VMP-56 | 25 | VMP-56-25-072825 | 7/28/2025 | < 0.016 | U | | 0.028 | | | < 0.0049 | U | | < 0.0055 | U | | < 0.0046 | U | | < 0.0039 | U | | 0.016 | | | 0.0053 | J | |
| VMP-56 | 25 | VMP-56-25-110525 | 11/5/2025 | < 0.016 | U | | < 0.02 | U | | < 0.0047 | U | | < 0.0053 | U | | < 0.0044 | U | | < 0.0038 | U | | < 0.013 | U | | 0.0070 | J | |

# TABLE 5
## HISTORICAL SUMMARY OF SOIL VAPOR ANALYTICAL DETECTIONS AND SCREENING RESULTS: VILLAGE - VOCS

| | | | | 1,4-Dioxane | | | Ethanol | | | Ethylbenzene | | | 4-Ethyltoluene | | | Heptane | | | Hexane | | | Isopentane | | | 2-Propanol | | |
|---|---|---|---|---|---|---|---|---|---|---|---|---|---|---|---|---|---|---|---|---|---|---|---|---|---|---|---|
| Residential Screening Criteria (mg/m$^3$) | | | | 0.22 | | | | | | 1.3 | | | | | | | | | | | | | | | | | |
| Location | Depth (ft bgs) | Sample ID | Sample Date | Result (mg/m$^3$) | Lab Quals | AECOM Quals | Result (mg/m$^3$) | Lab Quals | AECOM Quals | Result (mg/m$^3$) | Lab Quals | AECOM Quals | Result (mg/m$^3$) | Lab Quals | AECOM Quals | Result (mg/m$^3$) | Lab Quals | AECOM Quals | Result (mg/m$^3$) | Lab Quals | AECOM Quals | Result (mg/m$^3$) | Lab Quals | AECOM Quals | Result (mg/m$^3$) | Lab Quals | AECOM Quals |
| VMP-56 | 38.5 | VMP-56-38.5-020725 | 2/7/2025 | < 0.57 | U | | < 0.37 | U | | 2.2 | | | 7 | | | 6.4 | | | 8.1 | | | 12 | | | < 0.48 | U | |
| VMP-56 | 38.5 | VMP-56-38.5-050225 | 5/2/2025 | < 0.21 | U | | < 0.14 | U | | 1.6 | | | 19 | | | 6.2 | | | 4.8 | | | 3.1 | | | < 0.18 | U | |
| VMP-56 | 38.5 | VMP-56-38.5-072825 | 7/28/2025 | < 2500 | U | | < 1600 | U | | 420 | J | | 140 | J | | < 710 | U | | 1600 | | | 35000 | | | < 2100 | U | |
| VMP-56 | 38.5 | VMP-56-38.5-110525 | 11/5/2025 | < 160 | U | | < 100 | U | | 200 | | | 30 | J | | 570 | | | 3300 | | | 14000 | | | < 140 | U | |
| VMP-62 | 5 | VMP-62-5-020325 | 2/3/2025 | < 0.015 | U | | 0.0060 | J | | < 0.0046 | U | | < 0.0053 | U | | < 0.0044 | U | | < 0.0038 | U | | < 0.013 | U | | 0.0040 | J | |
| VMP-62 | 5 | VMP-62-5-020325-DUP | 2/3/2025 | < 0.016 | U | | 0.0081 | J | | < 0.0050 | U | | < 0.0056 | U | | < 0.0047 | U | | < 0.0040 | U | | < 0.014 | U | | 0.0042 | J | |
| VMP-62 | 5 | VMP-62-5-042825 | 4/28/2025 | < 0.016 | U | | < 0.021 | U | | < 0.0049 | U | | < 0.0055 | U | | < 0.0046 | U | | < 0.0040 | U | | < 0.013 | U | | 0.0059 | J | |
| VMP-62 | 5 | VMP-62-5-072225 | 7/22/2025 | < 0.017 | U | | < 0.023 | U | | < 0.0052 | U | | < 0.0059 | U | | < 0.0049 | U | | < 0.0042 | U | | < 0.014 | U | | 0.0017 | J | |
| VMP-62 | 5 | VMP-62-5-103125 | 10/31/2025 | < 0.017 | U | | < 0.022 | U | | < 0.0050 | U | | < 0.0057 | U | | < 0.0048 | U | | < 0.0041 | U | | < 0.014 | U | | < 0.011 | U | |
| VMP-62 | 10 | VMP-62-10-020325 | 2/3/2025 | < 0.015 | U | | < 0.02 | U | | < 0.0046 | U | | < 0.0052 | U | | < 0.0044 | U | | < 0.0038 | U | | < 0.012 | U | | 0.0045 | J | |
| VMP-62 | 10 | VMP-62-10-042825 | 4/28/2025 | < 0.015 | U | | 0.0054 | J | | < 0.0044 | U | | < 0.0050 | U | | < 0.0042 | U | | < 0.0036 | U | | < 0.012 | U | | 0.0060 | J | |
| VMP-62 | 10 | VMP-62-10-072225 | 7/22/2025 | < 0.016 | U | | 0.0046 | J | | < 0.0049 | U | | < 0.0056 | U | | < 0.0046 | U | | < 0.0040 | U | | < 0.013 | U | | 0.0055 | J | |
| VMP-62 | 10 | VMP-62-10-103125 | 10/31/2025 | < 0.015 | U | | < 0.02 | U | | < 0.0045 | U | | < 0.0051 | U | | < 0.0043 | U | | < 0.0037 | U | | < 0.012 | U | | 0.0038 | J | |
| VMP-62 | 20 | VMP-62-20-020325 | 2/3/2025 | < 0.016 | U | | < 0.021 | U | | < 0.0049 | U | | < 0.0055 | U | | < 0.0046 | U | | < 0.0039 | U | | < 0.013 | U | | 0.0038 | J | |
| VMP-62 | 20 | VMP-62-20-042825 | 4/28/2025 | < 0.016 | U | | 0.014 | J | | < 0.0047 | U | | < 0.0053 | U | | < 0.0044 | U | | < 0.0038 | U | | < 0.013 | U | | 0.035 | | |
| VMP-62 | 20 | VMP-62-20-072225 | 7/22/2025 | < 0.015 | U | | 0.013 | J | | < 0.0046 | U | | < 0.0052 | U | | < 0.0044 | U | | < 0.0038 | U | | < 0.012 | U | | 0.0038 | J | |
| VMP-62 | 20 | VMP-62-20-103125 | 10/31/2025 | < 0.015 | U | | < 0.02 | U | | < 0.0045 | U | | < 0.0051 | U | | < 0.0043 | U | | < 0.0037 | U | | < 0.012 | U | | < 0.01 | U | |
| VMP-62 | 20 | VMP-62-20-103125-DUP | 10/31/2025 | < 0.016 | U | | < 0.021 | U | | < 0.0048 | U | | < 0.0054 | U | | < 0.0045 | U | | < 0.0039 | U | | < 0.013 | U | | 0.0094 | J | |
| VMP-62 | 30 | VMP-62-30-020325 | 2/3/2025 | < 0.016 | U | | < 0.022 | U | | < 0.0050 | U | | < 0.0056 | U | | < 0.0047 | U | | < 0.0040 | U | | < 0.014 | U | | 0.0038 | J | |
| VMP-62 | 30 | VMP-62-30-042825 | 4/28/2025 | < 0.014 | U | | 0.0044 | J | | < 0.0043 | U | | < 0.0048 | U | | < 0.0040 | U | | < 0.0035 | U | | < 0.012 | U | | 0.01 | | |
| VMP-62 | 30 | VMP-62-30-072225 | 7/22/2025 | < 0.015 | U | | 0.0064 | J | | < 0.0046 | U | | < 0.0052 | U | | < 0.0044 | U | | < 0.0038 | U | | < 0.012 | U | | 0.0018 | J | |
| VMP-62 | 30 | VMP-62-30-110425 | 11/4/2025 | < 0.015 | U | | 0.063 | | | < 0.0045 | U | | < 0.0051 | U | | < 0.0042 | U | | < 0.0036 | U | | < 0.012 | U | | 0.0055 | J | |
| VMP-63 | 5 | VMP-63-5-020525 | 2/5/2025 | < 0.014 | U | | 0.0045 | J | | < 0.0041 | U | | < 0.0047 | U | | < 0.0039 | U | | < 0.0033 | U | | < 0.011 | U | | 0.0038 | J | |
| VMP-63 | 5 | VMP-63-5-020525-DUP | 2/5/2025 | < 0.013 | U | | 0.0051 | J | | < 0.0040 | U | | < 0.0045 | U | | < 0.0037 | U | | < 0.0032 | U | | < 0.011 | U | | 0.0037 | J | |
| VMP-63 | 5 | VMP-63-5-042825 | 4/28/2025 | < 0.015 | U | | 0.0070 | J | | < 0.0047 | U | | < 0.0053 | U | | < 0.0044 | U | | < 0.0038 | U | | < 0.013 | U | | 0.016 | | |
| VMP-63 | 5 | VMP-63-5-072225 | 7/22/2025 | < 0.016 | U | | < 0.02 | U | | < 0.0047 | U | | < 0.0054 | U | | < 0.0045 | U | | < 0.0038 | U | | < 0.013 | U | | < 0.011 | U | |
| VMP-63 | 5 | VMP-63-5-072225-DUP | 7/22/2025 | < 0.016 | U | | < 0.02 | U | | < 0.0047 | U | | < 0.0053 | U | | < 0.0044 | U | | < 0.0038 | U | | < 0.013 | U | | 0.0019 | J | |
| VMP-63 | 5 | VMP-63-5-110425 | 11/4/2025 | < 0.016 | U | | < 0.041 | U | | < 0.0047 | U | | < 0.0053 | U | | < 0.0044 | U | | < 0.0038 | U | | < 0.013 | U | | 0.0038 | J | |
| VMP-63 | 10 | VMP-63-10-020525 | 2/5/2025 | < 0.03 | U | | < 0.039 | U | | < 0.0089 | U | | < 0.01 | U | | < 0.0084 | U | | < 0.0072 | U | | < 0.024 | U | | 0.0031 | J | |
| VMP-63 | 10 | VMP-63-10-042825 | 4/28/2025 | < 0.015 | U | | 0.0096 | J | | < 0.0045 | U | | < 0.0051 | U | | < 0.0043 | U | | < 0.0037 | U | | < 0.012 | U | | 0.028 | | |
| VMP-63 | 10 | VMP-63-10-072225 | 7/22/2025 | < 0.017 | U | | < 0.022 | U | | < 0.0051 | U | | < 0.0058 | U | | < 0.0048 | U | | < 0.0041 | U | | < 0.014 | U | | < 0.012 | U | |
| VMP-63 | 10 | VMP-63-10-110425 | 11/4/2025 | < 0.016 | U | | 0.011 | J | | < 0.0048 | U | | < 0.0054 | U | | < 0.0045 | U | | < 0.0038 | U | | < 0.013 | U | | 0.0044 | J | |
| VMP-63 | 20 | VMP-63-20-020525 | 2/5/2025 | < 0.014 | U | | 0.0043 | J | | < 0.0043 | U | | < 0.0049 | U | | < 0.0041 | U | | < 0.0035 | U | | < 0.012 | U | | 0.0031 | J | |
| VMP-63 | 20 | VMP-63-20-042825 | 4/28/2025 | < 0.014 | U | | < 0.018 | U | | < 0.0042 | U | | < 0.0047 | U | | < 0.0039 | U | | < 0.0034 | U | | < 0.011 | U | | 0.0061 | J | |
| VMP-63 | 20 | VMP-63-20-072225 | 7/22/2025 | < 0.015 | U | | < 0.02 | U | | < 0.0045 | U | | < 0.0051 | U | | < 0.0043 | U | | < 0.0037 | U | | < 0.012 | U | | < 0.01 | U | |
| VMP-63 | 20 | VMP-63-20-110425 | 11/4/2025 | < 0.016 | U | | 0.012 | J | | < 0.0048 | U | | < 0.0055 | U | | < 0.0046 | U | | < 0.0039 | U | | < 0.013 | U | | < 0.022 | U | |
| VMP-63 | 30 | VMP-63-30-020525 | 2/5/2025 | < 0.014 | U | | 0.0047 | J | | < 0.0042 | U | | < 0.0047 | U | | < 0.0040 | U | | < 0.0034 | U | | < 0.011 | U | | 0.0034 | J | |
| VMP-63 | 30 | VMP-63-30-042825 | 4/28/2025 | < 0.016 | U | | < 0.02 | U | | < 0.0047 | U | | < 0.0053 | U | | < 0.0044 | U | | < 0.0038 | U | | < 0.013 | U | | 0.0056 | J | |
| VMP-63 | 30 | VMP-63-30-072225 | 7/22/2025 | < 0.015 | U | | 0.0050 | J | | < 0.0046 | U | | < 0.0052 | U | | < 0.0043 | U | | < 0.0037 | U | | < 0.012 | U | | 0.0040 | J | |
| VMP-63 | 30 | VMP-63-30-110425 | 11/4/2025 | < 0.016 | U | | < 0.041 | U | | < 0.0048 | U | | < 0.0054 | U | | < 0.0045 | U | | < 0.0038 | U | | < 0.013 | U | | < 0.022 | U | |
| VMP-64 | 5 | VMP-64-5-020325 | 2/3/2025 | < 0.016 | U | | 0.0079 | J | | < 0.0050 | U | | < 0.0056 | U | | < 0.0047 | U | | 0.0025 | J | | 0.0042 | J | | 0.0080 | J | |
| VMP-64 | 5 | VMP-64-5-042525 | 4/25/2025 | < 0.016 | U | | 0.0089 | J | | < 0.0050 | U | | < 0.0056 | U | | < 0.0047 | U | | < 0.0040 | U | | < 0.014 | U | | 0.019 | | |
| VMP-64 | 5 | VMP-64-5-042525-DUP | 4/25/2025 | < 0.015 | U | | 0.0065 | J | | < 0.0045 | U | | < 0.0051 | U | | < 0.0043 | U | | 0.0045 | | | 0.0035 | J | | 0.02 | | |
| VMP-64 | 5 | VMP-64-5-072125 | 7/21/2025 | < 0.021 | U | | < 0.028 | U | | < 0.0063 | U | | < 0.0072 | U | | < 0.0060 | U | | < 0.0051 | U | | 1.2 | | | < 0.014 | U | |
| VMP-64 | 5 | VMP-64-5-103025 | 10/30/2025 | 0.022 | | | < 0.02 | U | | < 0.0046 | U | | < 0.0053 | U | | < 0.0044 | U | | < 0.0038 | U | | < 0.013 | U | | < 0.01 | U | |
| VMP-64 | 10 | VMP-64-10-020325 | 2/3/2025 | < 0.016 | U | | < 0.021 | U | | < 0.0048 | U | | < 0.0054 | U | | < 0.0045 | U | | < 0.0039 | U | | < 0.013 | U | | 0.0035 | J | |
| VMP-64 | 10 | VMP-64-10-042525 | 4/25/2025 | < 0.016 | U | | 0.0067 | J | | < 0.0047 | U | | < 0.0054 | U | | < 0.0045 | U | | < 0.0038 | U | | < 0.013 | U | | 0.014 | | |
| VMP-64 | 10 | VMP-64-10-072125 | 7/21/2025 | < 0.016 | U | | < 0.022 | U | | < 0.0050 | U | | < 0.0056 | U | | < 0.0047 | U | | < 0.0040 | U | | 0.35 | | | < 0.011 | U | |
| VMP-64 | 10 | VMP-64-10-103025 | 10/30/2025 | < 0.015 | U | | < 0.02 | U | | < 0.0047 | U | | < 0.0053 | U | | < 0.0044 | U | | < 0.0038 | U | | < 0.013 | U | | 0.014 | | |

SEE LAST PAGE OF TABLE FOR NOTES

# TABLE 5
## HISTORICAL SUMMARY OF SOIL VAPOR ANALYTICAL DETECTIONS AND SCREENING RESULTS: VILLAGE - VOCS

| | | | | 1,4-Dioxane | | | Ethanol | | | Ethylbenzene | | | 4-Ethyltoluene | | | Heptane | | | Hexane | | | Isopentane | | | 2-Propanol | | |
|---|---|---|---|---|---|---|---|---|---|---|---|---|---|---|---|---|---|---|---|---|---|---|---|---|---|---|---|
| Residential Screening Criteria ($mg/m^3$) | | | | 0.22 | | | | | | 1.3 | | | | | | | | | | | | | | | | | |
| Location | Depth (ft bgs) | Sample ID | Sample Date | Result ($mg/m^3$) | Lab Quals | AECOM Quals | Result ($mg/m^3$) | Lab Quals | AECOM Quals | Result ($mg/m^3$) | Lab Quals | AECOM Quals | Result ($mg/m^3$) | Lab Quals | AECOM Quals | Result ($mg/m^3$) | Lab Quals | AECOM Quals | Result ($mg/m^3$) | Lab Quals | AECOM Quals | Result ($mg/m^3$) | Lab Quals | AECOM Quals | Result ($mg/m^3$) | Lab Quals | AECOM Quals |
| VMP-64 | 20 | VMP-64-20-020325 | 2/3/2025 | < 0.015 | U | | < 0.019 | U | | < 0.0044 | U | | < 0.0050 | U | | < 0.0042 | U | | < 0.0036 | U | | < 0.012 | U | | 0.0035 | J | |
| VMP-64 | 20 | VMP-64-20-042525 | 4/25/2025 | < 0.014 | U | | < 0.018 | U | | < 0.0042 | U | | < 0.0048 | U | | < 0.0040 | U | | < 0.0034 | U | | < 0.012 | U | | 0.018 | | |
| VMP-64 | 20 | VMP-64-20-072125 | 7/21/2025 | < 0.016 | U | | < 0.021 | U | | < 0.0048 | U | | < 0.0054 | U | | < 0.0045 | U | | < 0.0038 | U | | 0.19 | | | < 0.011 | U | |
| VMP-64 | 20 | VMP-64-20-103025 | 10/30/2025 | < 0.015 | U | | 0.01 | J | J | < 0.0045 | U | | < 0.0051 | U | | < 0.0043 | U | | < 0.0037 | U | | < 0.012 | U | | 0.0065 | J | |

# TABLE 5
## HISTORICAL SUMMARY OF SOIL VAPOR ANALYTICAL DETECTIONS AND SCREENING RESULTS: VILLAGE - VOCS

| | | | | Tetrachloroethene | | | Trichloroethene | | | 1,2,4-Trimethylbenzene | | | 1,3,5-Trimethylbenzene | | | 2,2,4-Trimethylpentane | | | Vinyl Chloride | | | m,p-Xylene | | | o-Xylene | | |
|---|---|---|---|---|---|---|---|---|---|---|---|---|---|---|---|---|---|---|---|---|---|---|---|---|---|---|---|
| Residential Screening Criteria (mg/m$^3$) | | | | 0.55 | | | 1.5 | | | | | | | | | | | | 0.29 | | | 130 | | | 120 | | |
| Location | Depth (ft bgs) | Sample ID | Sample Date | Result (mg/m$^3$) | Lab Quals | AECOM Quals | Result (mg/m$^3$) | Lab Quals | AECOM Quals | Result (mg/m$^3$) | Lab Quals | AECOM Quals | Result (mg/m$^3$) | Lab Quals | AECOM Quals | Result (mg/m$^3$) | Lab Quals | AECOM Quals | Result (mg/m$^3$) | Lab Quals | AECOM Quals | Result (mg/m$^3$) | Lab Quals | AECOM Quals | Result (mg/m$^3$) | Lab Quals | AECOM Quals |
| VMP-1 | 5 | VMP-1-5-020525 | 2/5/2025 | < 0.0061 | U | | < 0.0048 | U | | < 0.0044 | U | | < 0.0044 | U | | < 0.0042 | U | | < 0.0023 | U | | < 0.0078 | U | | < 0.0039 | U | |
| VMP-1 | 5 | VMP-1-5-042925 | 4/29/2025 | 0.0031 | J | | < 0.0059 | U | | < 0.0054 | U | | < 0.0054 | U | | < 0.0051 | U | | < 0.0028 | U | | < 0.0095 | U | | < 0.0048 | U | |
| VMP-1 | 5 | VMP-1-5-042925-DUP | 4/29/2025 | < 0.0073 | U | | < 0.0058 | U | | < 0.0053 | U | | < 0.0053 | U | | < 0.0050 | U | | < 0.0028 | U | | < 0.0094 | U | | < 0.0047 | U | |
| VMP-1 | 5 | VMP-1-5-072425 | 7/24/2025 | < 0.0072 | U | | < 0.0058 | U | | < 0.0052 | U | | < 0.0053 | U | | 0.039 | | | < 0.0027 | U | | 0.0017 | J | | < 0.0046 | U | |
| VMP-1 | 5 | VMP-1-5-102825 | 10/28/2025 | < 0.0070 | U | | < 0.0055 | U | | < 0.0051 | U | | < 0.0051 | U | | < 0.0048 | U | | < 0.0026 | U | | < 0.0089 | U | | < 0.0045 | U | |
| VMP-1 | 8.5 | VMP-1-8.5-020525 | 2/5/2025 | < 0.0067 | U | | < 0.0053 | U | | < 0.0048 | U | | < 0.0048 | U | | 0.012 | | | < 0.0025 | U | | < 0.0086 | U | | < 0.0043 | U | |
| VMP-1 | 8.5 | VMP-1-8.5-043025 | 4/30/2025 | < 0.0065 | U | | < 0.0052 | U | | < 0.0047 | U | | < 0.0047 | U | | < 0.0045 | U | | < 0.0024 | U | | 0.0027 | J | | < 0.0042 | U | |
| VMP-1 | 8.5 | VMP-1-8.5-072425 | 7/24/2025 | < 0.0072 | U | | < 0.0058 | U | | < 0.0052 | U | | < 0.0053 | U | | < 0.0050 | U | | < 0.0027 | U | | < 0.0093 | U | | < 0.0046 | U | |
| VMP-1 | 8.5 | VMP-1-8.5-102825 | 10/28/2025 | < 0.0068 | U | | < 0.0054 | U | | < 0.0050 | U | | < 0.0050 | U | | < 0.0047 | U | | < 0.0026 | U | | < 0.0088 | U | | < 0.0044 | U | |
| VMP-1 | 38.5 | VMP-1-38.5-020525 | 2/5/2025 | < 0.0061 | U | | < 0.0049 | U | | < 0.0044 | U | | < 0.0044 | U | | 0.0023 | J | | < 0.0023 | U | | < 0.0078 | U | | < 0.0039 | U | |
| VMP-1 | 38.5 | VMP-1-38.5-043025 | 4/30/2025 | < 0.0067 | U | | < 0.0053 | U | | < 0.0049 | U | | < 0.0049 | U | | < 0.0046 | U | | < 0.0025 | U | | < 0.0086 | U | | < 0.0043 | U | |
| VMP-1 | 38.5 | VMP-1-38.5-072425 | 7/24/2025 | < 0.0072 | U | | < 0.0058 | U | | < 0.0052 | U | | < 0.0053 | U | | < 0.0050 | U | | < 0.0027 | U | | < 0.0093 | U | | < 0.0046 | U | |
| VMP-2 | 5 | VMP-2-5-020725 | 2/7/2025 | < 0.0074 | U | | < 0.0058 | U | | < 0.0053 | U | | < 0.0053 | U | | < 0.0051 | U | | < 0.0028 | U | | < 0.0094 | U | | < 0.0047 | U | |
| VMP-2 | 5 | VMP-2-5-050125 | 5/1/2025 | < 0.0075 | U | | < 0.0059 | U | | < 0.0054 | U | | < 0.0054 | U | | < 0.0051 | U | | < 0.0028 | U | | < 0.0096 | U | | < 0.0048 | U | |
| VMP-2 | 5 | VMP-2-5-050125-DUP | 5/1/2025 | < 0.0075 | J | U | < 0.0060 | U | | < 0.0054 | U | | < 0.0054 | U | | < 0.0052 | U | | < 0.0028 | U | | < 0.0096 | U | | < 0.0048 | U | |
| VMP-2 | 5 | VMP-2-5-072925 | 7/29/2025 | 0.013 | | | 0.0011 | J | | < 0.0056 | U | | < 0.0056 | U | | 0.012 | | | < 0.0029 | U | | 0.0081 | J | | 0.0026 | J | |
| VMP-2 | 5 | VMP-2-5-110425 | 11/4/2025 | < 0.0070 | U | | < 0.0055 | U | | < 0.0051 | U | | < 0.0051 | U | | < 0.0048 | U | | < 0.0026 | U | | < 0.0089 | U | | < 0.0045 | U | |
| VMP-2 | 5 | VMP-2-5-110425-DUP | 11/4/2025 | < 0.0071 | U | | < 0.0056 | U | | < 0.0051 | U | | < 0.0051 | U | | < 0.0049 | U | | < 0.0027 | U | | < 0.0091 | U | | < 0.0045 | U | |
| VMP-2 | 8.5 | VMP-2-8.5-032125 | 3/21/2025 | < 0.0072 | U | | < 0.0057 | U | | < 0.0052 | U | | < 0.0052 | U | | < 0.0049 | U | | < 0.0027 | U | | < 0.0092 | U | | < 0.0046 | U | |
| VMP-2 | 8.5 | VMP-2-8.5-050125 | 5/1/2025 | < 0.0070 | U | | < 0.0056 | U | | < 0.0051 | U | | < 0.0051 | U | | < 0.0048 | U | | < 0.0026 | U | | < 0.0090 | U | | < 0.0045 | U | |
| VMP-2 | 8.5 | VMP-2-8.5-072925 | 7/29/2025 | 0.0047 | J | | < 0.0054 | U | | < 0.0050 | U | | < 0.0050 | U | | 0.012 | | | < 0.0026 | U | | < 0.0088 | U | | < 0.0044 | U | |
| VMP-2 | 8.5 | VMP-2-8.5-110425 | 11/4/2025 | < 0.0072 | U | | < 0.0058 | U | | < 0.0052 | U | | < 0.0053 | U | | < 0.0050 | U | | < 0.0027 | U | | < 0.0093 | U | | < 0.0046 | U | |
| VMP-2 | 22 | VMP-2-22-020725 | 2/7/2025 | < 0.0068 | U | | < 0.0054 | U | | < 0.0049 | U | | < 0.0049 | U | | < 0.0047 | U | | < 0.0026 | U | | < 0.0087 | U | | < 0.0044 | U | |
| VMP-2 | 22 | VMP-2-22-050125 | 5/1/2025 | < 0.0072 | U | | < 0.0057 | U | | < 0.0052 | U | | < 0.0052 | U | | < 0.0050 | U | | < 0.0027 | U | | < 0.0092 | U | | < 0.0046 | U | |
| VMP-2 | 22 | VMP-2-22-072925 | 7/29/2025 | 0.0034 | J | | < 0.0055 | U | | < 0.0051 | U | | < 0.0051 | U | | < 0.0048 | U | | < 0.0026 | U | | < 0.0089 | U | | < 0.0045 | U | |
| VMP-2 | 22 | VMP-2-22-110425 | 11/4/2025 | < 0.0072 | U | | < 0.0057 | U | | < 0.0052 | U | | < 0.0052 | U | | < 0.0050 | U | | < 0.0027 | U | | < 0.0092 | U | | < 0.0046 | U | |
| VMP-2 | 42 | VMP-2-42-020725 | 2/7/2025 | < 140 | U | | < 110 | U | | < 100 | U | | < 100 | U | | 720 | | | < 52 | U | | < 89 | U | | < 89 | U | |
| VMP-2 | 42 | VMP-2-42-050225 | 5/2/2025 | < 420 | U | | < 330 | U | | < 300 | U | | < 300 | U | | 1100 | | | < 160 | U | | < 270 | U | | < 270 | U | |
| VMP-2 | 42 | VMP-2-42-072825 | 7/28/2025 | < 1100 | U | | < 910 | U | | < 830 | U | | < 830 | U | | 1400 | | | < 430 | U | | < 740 | U | | < 740 | U | |
| VMP-3 | 5 | VMP-3-5-021025 | 2/10/2025 | < 0.0070 | U | | < 0.0055 | U | | < 0.0050 | U | | < 0.0050 | U | | < 0.0048 | U | | < 0.0026 | U | | < 0.0089 | U | | < 0.0044 | U | |
| VMP-3 | 5 | VMP-3-5-050125 | 5/1/2025 | < 0.0072 | U | | < 0.0058 | U | | < 0.0052 | U | | < 0.0053 | U | | < 0.0050 | U | | < 0.0027 | U | | < 0.0093 | U | | < 0.0046 | U | |
| VMP-3 | 5 | VMP-3-5-072925 | 7/29/2025 | < 0.0067 | U | | < 0.0053 | U | | < 0.0049 | U | | < 0.0049 | U | | < 0.0046 | U | | < 0.0025 | U | | < 0.0086 | U | | < 0.0043 | U | |
| VMP-3 | 5 | VMP-3-5-072925-DUP | 7/29/2025 | < 0.0068 | U | | < 0.0054 | U | | < 0.0050 | U | | < 0.0050 | U | | < 0.0047 | U | | < 0.0026 | U | | < 0.0088 | U | | < 0.0044 | U | |
| VMP-3 | 5 | VMP-3-5-110625 | 11/6/2025 | < 0.0072 | U | | < 0.0058 | U | | < 0.0052 | U | | < 0.0053 | U | | 0.013 | | | < 0.0027 | U | | < 0.0093 | U | | < 0.0046 | U | |
| VMP-3 | 10 | VMP-3-10-021025 | 2/10/2025 | < 0.0070 | U | | < 0.0056 | U | | < 0.0051 | U | | < 0.0051 | U | | < 0.0048 | U | | < 0.0026 | U | | < 0.0090 | U | | < 0.0045 | U | |
| VMP-3 | 10 | VMP-3-10-050125 | 5/1/2025 | < 0.0072 | U | | < 0.0058 | U | | < 0.0052 | U | | < 0.0053 | U | | < 0.0050 | U | | < 0.0027 | U | | < 0.0093 | U | | < 0.0046 | U | |
| VMP-3 | 10 | VMP-3-10-072925 | 7/29/2025 | < 0.0074 | U | | < 0.0059 | U | | < 0.0054 | U | | < 0.0054 | U | | < 0.0051 | U | | < 0.0028 | U | | < 0.0095 | U | | < 0.0048 | U | |
| VMP-3 | 10 | VMP-3-10-110625 | 11/6/2025 | < 0.0074 | U | | < 0.0059 | U | | < 0.0054 | U | | < 0.0054 | U | | < 0.0051 | U | | < 0.0028 | U | | < 0.0095 | U | | < 0.0048 | U | |
| VMP-3 | 22 | VMP-3-22-021025 | 2/10/2025 | < 0.0070 | U | | < 0.0055 | U | | < 0.0050 | U | | < 0.0050 | U | | < 0.0048 | U | | < 0.0026 | U | | < 0.0089 | U | | < 0.0044 | U | |
| VMP-3 | 22 | VMP-3-22-050125 | 5/1/2025 | < 0.0073 | U | | < 0.0058 | U | | < 0.0053 | U | | < 0.0053 | U | | < 0.0050 | U | | < 0.0028 | U | | < 0.0094 | U | | < 0.0047 | U | |
| VMP-3 | 22 | VMP-3-22-072925 | 7/29/2025 | < 0.0070 | U | | < 0.0055 | U | | < 0.0051 | U | | < 0.0051 | U | | < 0.0048 | U | | < 0.0026 | U | | < 0.0089 | U | | < 0.0045 | U | |
| VMP-3 | 22 | VMP-3-22-110625 | 11/6/2025 | < 0.0073 | U | | < 0.0058 | U | | 0.0026 | J | | < 0.0053 | U | | < 0.0050 | U | | < 0.0028 | U | | 0.0038 | J | | 0.0017 | J | |
| VMP-3 | 31.5 | VMP-3-31.5-021125 | 2/11/2025 | < 0.0073 | U | | < 0.0058 | U | | < 0.0053 | U | | < 0.0053 | U | | 0.0041 | J | | < 0.0027 | U | | < 0.0093 | U | | < 0.0047 | U | |
| VMP-3 | 31.5 | VMP-3-31.5-050125 | 5/1/2025 | < 0.0074 | U | | < 0.0058 | U | | < 0.0053 | U | | < 0.0053 | U | | < 0.0051 | U | | < 0.0028 | U | | < 0.0094 | U | | < 0.0047 | U | |
| VMP-3 | 31.5 | VMP-3-31.5-072925 | 7/29/2025 | < 0.0074 | U | | < 0.0059 | U | | < 0.0054 | U | | < 0.0054 | U | | < 0.0051 | U | | < 0.0028 | U | | < 0.0095 | U | | < 0.0048 | U | |
| VMP-3 | 31.5 | VMP-3-31.5-121925 | 12/19/2025 | < 0.0069 | U | | < 0.0054 | U | | < 0.0050 | U | | < 0.0050 | U | | < 0.0047 | U | | < 0.0026 | U | | < 0.0088 | U | | < 0.0044 | U | |
| VMP-3 | 39 | VMP-3-39-050125 | 5/1/2025 | < 0.05 | U | | < 0.04 | U | | < 0.036 | U | | < 0.036 | U | | 1.8 | | | < 0.019 | U | | < 0.064 | U | | < 0.032 | U | |
| VMP-3 | 39 | VMP-3-39-072825 | 7/28/2025 | < 16 | U | | < 12 | U | | < 11 | U | | < 11 | U | | 48 | | | < 6 | U | | < 10 | U | | < 10 | U | |
| VMP-4 | 5 | VMP-4-5-021025 | 2/10/2025 | < 0.0066 | U | | < 0.0053 | U | | < 0.0048 | U | | < 0.0048 | U | | < 0.0046 | U | | < 0.0025 | U | | < 0.0085 | U | | < 0.0042 | U | |
| VMP-4 | 5 | VMP-4-5-042925 | 4/29/2025 | 0.0028 | J | | < 0.0059 | U | | < 0.0054 | U | | < 0.0054 | U | | < 0.0051 | U | | < 0.0028 | U | | < 0.0095 | U | | < 0.0048 | U | |
| VMP-4 | 5 | VMP-4-5-073025 | 7/30/2025 | 0.025 | | | 0.0033 | J | | < 0.0056 | U | | < 0.0056 | U | | < 0.0053 | U | | < 0.0029 | U | | < 0.0099 | U | | < 0.0050 | U | |
| VMP-4 | 5 | VMP-4-5-110425 | 11/4/2025 | < 0.0076 | U | | < 0.0060 | U | | < 0.0055 | U | | < 0.0055 | U | | 0.0019 | J | | < 0.0028 | U | | < 0.0097 | U | | < 0.0048 | U | |
| VMP-4 | 12 | VMP-4-12-021025 | 2/10/2025 | < 0.0070 | U | | < 0.0056 | U | | < 0.0051 | U | | < 0.0051 | U | | < 0.0048 | U | | < 0.0026 | U | | < 0.0090 | U | | < 0.0045 | U | |
| VMP-4 | 12 | VMP-4-12-042925 | 4/29/2025 | < 0.0072 | U | | < 0.0057 | U | | < 0.0052 | U | | < 0.0052 | U | | < 0.0050 | U | | < 0.0027 | U | | < 0.0092 | U | | < 0.0046 | U | |
| VMP-4 | 12 | VMP-4-12-042925-DUP | 4/29/2025 | < 0.0066 | U | | < 0.0052 | U | | < 0.0048 | U | | < 0.0048 | U | | < 0.0046 | U | | < 0.0025 | U | | < 0.0085 | U | | < 0.0042 | U | |
| VMP-4 | 12 | VMP-4-12-073025 | 7/30/2025 | < 0.0073 | U | | < 0.0058 | U | | < 0.0053 | U | | < 0.0053 | U | | < 0.0050 | U | | < 0.0028 | U | | < 0.0094 | U | | < 0.0047 | U | |
| VMP-4 | 12 | VMP-4-12-110425 | 11/4/2025 | < 0.0068 | U | | < 0.0054 | U | | < 0.0050 | U | | < 0.0050 | U | | < 0.0047 | U | | < 0.0026 | U | | < 0.0088 | U | | < 0.0044 | U | |
| VMP-4 | 12 | VMP-4-12-110425-DUP | 11/4/2025 | < 0.0072 | U | | < 0.0058 | U | | < 0.0052 | U | | < 0.0053 | U | | < 0.0050 | U | | < 0.0027 | U | | < 0.0093 | U | | < 0.0046 | U | |

# TABLE 5
## HISTORICAL SUMMARY OF SOIL VAPOR ANALYTICAL DETECTIONS AND SCREENING RESULTS: VILLAGE - VOCS

| | | | | Tetrachloroethene | | | Trichloroethene | | | 1,2,4-Trimethylbenzene | | | 1,3,5-Trimethylbenzene | | | 2,2,4-Trimethylpentane | | | Vinyl Chloride | | | m,p-Xylene | | | o-Xylene | | |
|---|---|---|---|---|---|---|---|---|---|---|---|---|---|---|---|---|---|---|---|---|---|---|---|---|---|---|---|
| Residential Screening Criteria (mg/m$^3$) | | | | 0.55 | | | 1.5 | | | | | | | | | | | | 0.29 | | | 130 | | | 120 | | |
| Location | Depth (ft bgs) | Sample ID | Sample Date | Result (mg/m$^3$) | Lab Quals | AECOM Quals | Result (mg/m$^3$) | Lab Quals | AECOM Quals | Result (mg/m$^3$) | Lab Quals | AECOM Quals | Result (mg/m$^3$) | Lab Quals | AECOM Quals | Result (mg/m$^3$) | Lab Quals | AECOM Quals | Result (mg/m$^3$) | Lab Quals | AECOM Quals | Result (mg/m$^3$) | Lab Quals | AECOM Quals | Result (mg/m$^3$) | Lab Quals | AECOM Quals |
| VMP-4 | 23.5 | VMP-4-23.5-021025 | 2/10/2025 | < 0.0068 | U | | < 0.0054 | U | | < 0.0050 | U | | < 0.0050 | U | | < 0.0047 | U | | < 0.0026 | U | | < 0.0088 | U | | < 0.0044 | U | |
| VMP-4 | 23.5 | VMP-4-23.5-043025 | 4/30/2025 | < 0.0068 | U | | < 0.0054 | U | | < 0.0049 | U | | < 0.0049 | U | | < 0.0047 | U | | < 0.0026 | U | | < 0.0087 | U | | < 0.0044 | U | |
| VMP-4 | 23.5 | VMP-4-23.5-073025 | 7/30/2025 | < 0.0077 | U | | < 0.0061 | U | | < 0.0056 | U | | < 0.0056 | U | | < 0.0053 | U | | < 0.0029 | U | | < 0.0098 | U | | < 0.0049 | U | |
| VMP-4 | 23.5 | VMP-4-23.5-110425 | 11/4/2025 | < 0.0070 | U | | < 0.0056 | U | | < 0.0051 | U | | < 0.0051 | U | | < 0.0048 | U | | < 0.0026 | U | | < 0.0090 | U | | < 0.0045 | U | |
| VMP-5 | 5 | VMP-5-5-020525 | 2/5/2025 | < 0.0066 | U | | < 0.0052 | U | | < 0.0048 | U | | < 0.0048 | U | | < 0.0045 | U | | < 0.0025 | U | | < 0.0084 | U | | < 0.0042 | U | |
| VMP-5 | 5 | VMP-5-5-042825 | 4/28/2025 | < 0.0072 | U | | < 0.0058 | U | | < 0.0052 | U | | < 0.0053 | U | | < 0.0050 | U | | < 0.0027 | U | | < 0.0093 | U | | < 0.0046 | U | |
| VMP-5 | 5 | VMP-5-5-072325 | 7/23/2025 | **0.011** | | | < 0.0058 | U | | < 0.0052 | U | | < 0.0053 | U | | **0.0090** | | | < 0.0027 | U | | < 0.0093 | U | | < 0.0046 | U | |
| VMP-5 | 5 | VMP-5-5-103125 | 10/31/2025 | < 0.0076 | U | | < 0.0060 | U | | < 0.0055 | U | | < 0.0055 | U | | < 0.0052 | U | | < 0.0028 | U | | < 0.0097 | U | | < 0.0048 | U | |
| VMP-5 | 12.5 | VMP-5-12.5-020525 | 2/5/2025 | < 0.0066 | U | | < 0.0052 | U | | < 0.0048 | U | | < 0.0048 | U | | < 0.0045 | U | | < 0.0025 | U | | < 0.0084 | U | | < 0.0042 | U | |
| VMP-5 | 12.5 | VMP-5-12.5-042825 | 4/28/2025 | < 0.0075 | U | | < 0.0060 | U | | < 0.0054 | U | | < 0.0054 | U | | < 0.0052 | U | | < 0.0028 | U | | < 0.0096 | U | | < 0.0048 | U | |
| VMP-5 | 12.5 | VMP-5-12.5-072325 | 7/23/2025 | < 0.0067 | U | | < 0.0053 | U | | < 0.0049 | U | | < 0.0049 | U | | < 0.0046 | U | | < 0.0025 | U | | < 0.0086 | U | | < 0.0043 | U | |
| VMP-5 | 12.5 | VMP-5-12.5-103125 | 10/31/2025 | < 0.0066 | U | | < 0.0053 | U | | < 0.0048 | U | | < 0.0048 | U | | < 0.0046 | U | | < 0.0025 | U | | < 0.0085 | U | | < 0.0042 | U | |
| VMP-5 | 31 | VMP-5-31-020525 | 2/5/2025 | < 0.0066 | U | | < 0.0052 | U | | < 0.0048 | U | | < 0.0048 | U | | < 0.0045 | U | | < 0.0025 | U | | < 0.0084 | U | | < 0.0042 | U | |
| VMP-5 | 31 | VMP-5-31-042825 | 4/28/2025 | < 0.0068 | U | | < 0.0054 | U | | < 0.0050 | U | | < 0.0050 | U | | **0.0031** | J | | < 0.0026 | U | | < 0.0088 | J | U | < 0.0044 | U | |
| VMP-5 | 31 | VMP-5-31-042825-DUP | 4/28/2025 | < 0.0073 | U | | < 0.0058 | U | | < 0.0053 | U | | < 0.0053 | U | | < 0.0050 | U | | < 0.0028 | U | | < 0.0094 | U | | < 0.0047 | U | |
| VMP-5 | 31 | VMP-5-31-072325 | 7/23/2025 | < 0.0067 | U | | < 0.0053 | U | | < 0.0049 | U | | < 0.0049 | U | | < 0.0046 | U | | < 0.0025 | U | | < 0.0086 | U | | < 0.0043 | U | |
| VMP-5 | 31 | VMP-5-31-103125 | 10/31/2025 | < 0.0075 | U | | < 0.0059 | U | | < 0.0054 | U | | < 0.0054 | U | | < 0.0051 | U | | < 0.0028 | U | | < 0.0096 | U | | < 0.0048 | U | |
| VMP-5 | 40 | VMP-5-40-020525 | 2/5/2025 | < 0.0066 | U | | < 0.0052 | U | | < 0.0048 | U | | < 0.0048 | U | | < 0.0045 | U | | < 0.0025 | U | | < 0.0084 | U | | < 0.0042 | U | |
| VMP-5 | 40 | VMP-5-40-042825 | 4/28/2025 | < 0.0072 | U | | < 0.0058 | U | | < 0.0052 | U | | < 0.0053 | U | | < 0.0050 | U | | < 0.0027 | U | | < 0.0093 | U | | < 0.0046 | U | |
| VMP-5 | 40 | VMP-5-40-072325 | 7/23/2025 | < 0.0076 | U | | < 0.0060 | U | | < 0.0055 | U | | < 0.0055 | U | | < 0.0052 | U | | < 0.0029 | U | | **0.0025** | J | | < 0.0049 | U | |
| VMP-5 | 40 | VMP-5-40-103125 | 10/31/2025 | < 0.0074 | U | | < 0.0058 | U | | < 0.0053 | U | | < 0.0053 | U | | < 0.0051 | U | | < 0.0028 | U | | < 0.0094 | U | | < 0.0047 | U | |
| VMP-5 | 40 | VMP-5-40-103125-DUP | 10/31/2025 | < 0.0078 | U | | < 0.0062 | U | | < 0.0057 | U | | < 0.0057 | U | | < 0.0054 | U | | < 0.0030 | U | | < 0.01 | U | | < 0.0050 | U | |
| VMP-6 | 5 | VMP-6-5-021025 | 2/10/2025 | < 0.0069 | U | | < 0.0054 | U | | < 0.0050 | U | | < 0.0050 | U | | < 0.0047 | U | | < 0.0026 | U | | < 0.0088 | U | | < 0.0044 | U | |
| VMP-6 | 5 | VMP-6-5-043025 | 4/30/2025 | < 0.0066 | U | | < 0.0052 | U | | < 0.0048 | U | | < 0.0048 | U | | < 0.0045 | U | | < 0.0025 | U | | < 0.0084 | U | | < 0.0042 | U | |
| VMP-6 | 5 | VMP-6-5-072925 | 7/29/2025 | < 0.0077 | U | | **0.0012** | J | | < 0.0056 | U | | < 0.0056 | U | | < 0.0053 | U | | < 0.0029 | U | | < 0.0098 | U | | < 0.0049 | U | |
| VMP-6 | 5 | VMP-6-5-110425 | 11/4/2025 | < 0.0080 | U | | < 0.0063 | U | | < 0.0058 | U | | < 0.0058 | U | | < 0.0055 | U | | < 0.0030 | U | | < 0.01 | U | | < 0.0051 | U | |
| VMP-6 | 10 | VMP-6-10-021025 | 2/10/2025 | < 0.0066 | U | | < 0.0052 | U | | < 0.0048 | U | | < 0.0048 | U | | < 0.0046 | U | | < 0.0025 | U | | < 0.0085 | U | | < 0.0042 | U | |
| VMP-6 | 10 | VMP-6-10-021025-DUP | 2/10/2025 | < 0.0070 | U | | < 0.0056 | U | | < 0.0051 | U | | < 0.0051 | U | | < 0.0048 | U | | < 0.0026 | U | | < 0.0090 | U | | < 0.0045 | U | |
| VMP-6 | 10 | VMP-6-10-043025 | 4/30/2025 | < 0.0068 | U | | < 0.0054 | U | | < 0.0050 | U | | < 0.0050 | U | | < 0.0047 | U | | < 0.0026 | U | | < 0.0088 | U | | < 0.0044 | U | |
| VMP-6 | 10 | VMP-6-10-072925 | 7/29/2025 | < 0.0064 | U | | < 0.0051 | U | | < 0.0047 | U | | < 0.0047 | U | | < 0.0044 | U | | < 0.0024 | U | | < 0.0082 | U | | < 0.0041 | U | |
| VMP-6 | 10 | VMP-6-10-110425 | 11/4/2025 | < 0.0070 | U | | < 0.0056 | U | | < 0.0051 | U | | < 0.0051 | U | | < 0.0048 | U | | < 0.0026 | U | | < 0.0090 | U | | < 0.0045 | U | |
| VMP-6 | 31.5 | VMP-6-31.5-021025 | 2/10/2025 | < 0.0068 | U | | < 0.0054 | U | | < 0.0050 | U | | < 0.0050 | U | | < 0.0047 | U | | < 0.0026 | U | | < 0.0088 | U | | < 0.0044 | U | |
| VMP-6 | 31.5 | VMP-6-31.5-043025 | 4/30/2025 | **0.0030** | J | | < 0.0052 | U | | < 0.0048 | U | | < 0.0048 | U | | < 0.0045 | U | | < 0.0025 | U | | < 0.0084 | U | | < 0.0042 | U | |
| VMP-6 | 31.5 | VMP-6-31.5-043025-DUP | 4/30/2025 | < 0.0064 | U | | < 0.0050 | U | | < 0.0046 | U | | < 0.0046 | U | | < 0.0044 | U | | < 0.0024 | U | | < 0.0082 | U | | < 0.0041 | U | |
| VMP-6 | 31.5 | VMP-6-31.5-072925 | 7/29/2025 | < 0.0072 | U | | < 0.0057 | U | | < 0.0052 | U | | < 0.0052 | U | | < 0.0050 | U | | < 0.0027 | U | | < 0.0092 | U | | < 0.0046 | U | |
| VMP-6 | 31.5 | VMP-6-31.5-110425 | 11/4/2025 | < 0.0067 | U | | < 0.0053 | U | | < 0.0049 | U | | < 0.0049 | U | | < 0.0046 | U | | < 0.0025 | U | | < 0.0086 | U | | < 0.0043 | U | |
| VMP-6 | 31.5 | VMP-6-31.5-110425-DUP | 11/4/2025 | < 0.0072 | U | | < 0.0057 | U | | < 0.0052 | U | | < 0.0052 | U | | < 0.0049 | U | | < 0.0027 | U | | < 0.0092 | U | | < 0.0046 | U | |
| VMP-6 | 39 | VMP-6-39-021025 | 2/10/2025 | < 0.0067 | U | | < 0.0053 | U | | < 0.0049 | U | | < 0.0049 | U | | < 0.0046 | U | | < 0.0025 | U | | < 0.0086 | U | | < 0.0043 | U | |
| VMP-6 | 39 | VMP-6-39-043025 | 4/30/2025 | **0.0031** | J | | < 0.0056 | U | | < 0.0051 | U | | < 0.0051 | U | | < 0.0048 | U | | < 0.0026 | U | | < 0.0090 | U | | < 0.0045 | U | |
| VMP-6 | 39 | VMP-6-39-072925 | 7/29/2025 | **0.019** | | | < 0.0058 | U | | < 0.0053 | U | | < 0.0053 | U | | < 0.0050 | U | | < 0.0028 | U | | < 0.0094 | U | | < 0.0047 | U | |
| VMP-6 | 39 | VMP-6-39-110425 | 11/4/2025 | < 0.0072 | U | | < 0.0057 | U | | < 0.0052 | U | | < 0.0052 | U | | < 0.0050 | U | | < 0.0027 | U | | < 0.0092 | U | | < 0.0046 | U | |
| VMP-7 | 5 | VMP-7-5-020525 | 2/5/2025 | < 0.0067 | U | | < 0.0053 | U | | < 0.0049 | U | | < 0.0049 | U | | < 0.0046 | U | | < 0.0025 | U | | < 0.0086 | U | | < 0.0043 | U | |
| VMP-7 | 5 | VMP-7-5-020525-DUP | 2/5/2025 | < 0.0066 | U | | < 0.0052 | U | | < 0.0048 | U | | < 0.0048 | U | | < 0.0045 | U | | < 0.0025 | U | | < 0.0084 | U | | < 0.0042 | U | |
| VMP-7 | 5 | VMP-7-5-042525 | 4/25/2025 | < 0.0070 | U | | < 0.0055 | U | | < 0.0050 | U | | < 0.0050 | U | | < 0.0048 | U | | < 0.0026 | U | | < 0.0089 | U | | < 0.0044 | U | |
| VMP-7 | 5 | VMP-7-5-072425 | 7/24/2025 | < 0.0076 | U | | < 0.0060 | U | | < 0.0055 | U | | < 0.0055 | U | | < 0.0052 | U | | < 0.0029 | U | | < 0.0097 | U | | < 0.0049 | U | |
| VMP-7 | 5 | VMP-7-5-110425 | 11/4/2025 | < 0.0070 | U | | < 0.0055 | U | | < 0.0051 | U | | < 0.0051 | U | | < 0.0048 | U | | < 0.0026 | U | | < 0.0089 | U | | < 0.0045 | U | |
| VMP-7 | 13.5 | VMP-7-13.5-020525 | 2/5/2025 | < 0.0067 | U | | < 0.0053 | U | | < 0.0049 | U | | < 0.0049 | U | | < 0.0046 | U | | < 0.0025 | U | | < 0.0086 | U | | < 0.0043 | U | |
| VMP-7 | 13.5 | VMP-7-13.5-042525 | 4/25/2025 | < 0.0070 | U | | < 0.0055 | U | | < 0.0051 | U | | < 0.0051 | U | | < 0.0048 | U | | < 0.0026 | U | | < 0.0089 | U | | < 0.0045 | U | |
| VMP-7 | 13.5 | VMP-7-13.5-072425 | 7/24/2025 | **0.0064** | J | | < 0.0057 | U | | < 0.0052 | U | | < 0.0052 | U | | < 0.0050 | U | | < 0.0027 | U | | < 0.0092 | U | | < 0.0046 | U | |
| VMP-7 | 13.5 | VMP-7-13.5-072425-DUP | 7/24/2025 | < 0.0063 | U | | < 0.0050 | U | | < 0.0046 | U | | < 0.0046 | U | | < 0.0044 | U | | < 0.0024 | U | | < 0.0081 | U | | < 0.0041 | U | |
| VMP-7 | 13.5 | VMP-7-13.5-110425 | 11/4/2025 | < 0.0077 | U | | < 0.0061 | U | | < 0.0056 | U | | < 0.0056 | U | | < 0.0053 | U | | < 0.0029 | U | | < 0.0098 | U | | < 0.0049 | U | |
| VMP-7 | 29.5 | VMP-7-29.5-020525 | 2/5/2025 | **0.0082** | | | < 0.0050 | U | | < 0.0046 | U | | < 0.0046 | U | | < 0.0044 | U | | < 0.0024 | U | | < 0.0081 | U | | < 0.0041 | U | |
| VMP-7 | 29.5 | VMP-7-29.5-042525 | 4/25/2025 | **0.0065** | J | | < 0.0054 | U | | < 0.0049 | U | | < 0.0049 | U | | **0.0037** | J | | < 0.0026 | U | | < 0.0087 | U | | < 0.0044 | U | |
| VMP-7 | 29.5 | VMP-7-29.5-072425 | 7/24/2025 | **0.01** | | | < 0.0058 | U | | < 0.0052 | U | | < 0.0053 | U | | < 0.0050 | U | | < 0.0027 | U | | < 0.0093 | U | | < 0.0046 | U | |
| VMP-7 | 29.5 | VMP-7-29.5-110425 | 11/4/2025 | **0.0066** | J | | < 0.0056 | U | | < 0.0051 | U | | < 0.0051 | U | | < 0.0048 | U | | < 0.0026 | U | | < 0.0090 | U | | < 0.0045 | U | |

# TABLE 5
## HISTORICAL SUMMARY OF SOIL VAPOR ANALYTICAL DETECTIONS AND SCREENING RESULTS: VILLAGE - VOCS

| | | | | Tetrachloroethene | | | Trichloroethene | | | 1,2,4-Trimethylbenzene | | | 1,3,5-Trimethylbenzene | | | 2,2,4-Trimethylpentane | | | Vinyl Chloride | | | m,p-Xylene | | | o-Xylene | | |
|---|---|---|---|---|---|---|---|---|---|---|---|---|---|---|---|---|---|---|---|---|---|---|---|---|---|---|---|
| Residential Screening Criteria (mg/m$^3$) | | | | 0.55 | | | 1.5 | | | | | | | | | | | | 0.29 | | | 130 | | | 120 | | |
| Location | Depth (ft bgs) | Sample ID | Sample Date | Result (mg/m$^3$) | Lab Quals | AECOM Quals | Result (mg/m$^3$) | Lab Quals | AECOM Quals | Result (mg/m$^3$) | Lab Quals | AECOM Quals | Result (mg/m$^3$) | Lab Quals | AECOM Quals | Result (mg/m$^3$) | Lab Quals | AECOM Quals | Result (mg/m$^3$) | Lab Quals | AECOM Quals | Result (mg/m$^3$) | Lab Quals | AECOM Quals | Result (mg/m$^3$) | Lab Quals | AECOM Quals |
| VMP-7 | 38 | VMP-7-38-020525 | 2/5/2025 | 0.0072 | | | < 0.0052 | U | | < 0.0048 | U | | < 0.0048 | U | | < 0.0045 | U | | < 0.0025 | U | | < 0.0084 | U | | < 0.0042 | U | |
| VMP-7 | 38 | VMP-7-38-042525 | 4/25/2025 | 0.0066 | J | | < 0.0056 | U | | < 0.0051 | U | | < 0.0051 | U | | < 0.0048 | U | | < 0.0026 | U | | < 0.0090 | U | | < 0.0045 | U | |
| VMP-7 | 38 | VMP-7-38-072425 | 7/24/2025 | 0.0055 | J | | < 0.0057 | U | | < 0.0052 | U | | < 0.0052 | U | | 0.0024 | J | | < 0.0027 | U | | < 0.0092 | U | | < 0.0046 | U | |
| VMP-7 | 38 | VMP-7-38-110425 | 11/4/2025 | 0.0061 | J | | < 0.0056 | U | | < 0.0051 | U | | < 0.0051 | U | | < 0.0048 | U | | < 0.0026 | U | | < 0.0090 | U | | < 0.0045 | U | |
| VMP-8 | 5 | VMP-8-5-013125 | 1/31/2025 | < 0.0068 | U | | < 0.0054 | U | | < 0.0049 | U | | < 0.0049 | U | | < 0.0047 | U | | < 0.0026 | U | | < 0.0087 | U | | < 0.0043 | U | |
| VMP-8 | 5 | VMP-8-5-042425 | 4/24/2025 | 0.0026 | J | | < 0.0058 | U | | < 0.0052 | U | | < 0.0053 | U | | < 0.0050 | U | | < 0.0027 | U | | < 0.0093 | U | | < 0.0046 | U | |
| VMP-8 | 5 | VMP-8-5-072125 | 7/21/2025 | < 0.0070 | U | | < 0.0055 | U | | < 0.0050 | U | | < 0.0050 | U | | 0.0029 | J | | < 0.0026 | U | | < 0.0089 | U | | < 0.0044 | U | |
| VMP-8 | 5 | VMP-8-5-102725 | 10/27/2025 | < 0.0070 | U | | < 0.0056 | U | | < 0.0051 | U | | < 0.0051 | U | | 0.0024 | J | | < 0.0026 | U | | < 0.0090 | U | | < 0.0045 | U | |
| VMP-8 | 9.5 | VMP-8-9.5-013125 | 1/31/2025 | < 0.0073 | U | | < 0.0058 | U | | < 0.0053 | U | | < 0.0053 | U | | < 0.0050 | U | | < 0.0028 | U | | < 0.0094 | U | | < 0.0047 | U | |
| VMP-8 | 9.5 | VMP-8-9.5-042425 | 4/24/2025 | < 0.0077 | U | | < 0.0061 | U | | < 0.0056 | U | | < 0.0056 | U | | < 0.0053 | U | | < 0.0029 | U | | < 0.0099 | U | | < 0.0050 | U | |
| VMP-8 | 9.5 | VMP-8-9.5-072125 | 7/21/2025 | < 0.0070 | U | | < 0.0056 | U | | < 0.0051 | U | | < 0.0051 | U | | 0.0036 | J | | < 0.0026 | U | | < 0.0090 | U | | < 0.0045 | U | |
| VMP-8 | 9.5 | VMP-8-9.5-102725 | 10/27/2025 | < 0.0058 | U | UJ | < 0.0046 | U | UJ | < 0.0042 | U | UJ | < 0.0042 | U | UJ | 0.0031 | J | J | < 0.0022 | U | UJ | < 0.0074 | U | UJ | < 0.0037 | U | UJ |
| VMP-8 | 23.5 | VMP-8-23.5-013125 | 1/31/2025 | < 0.0072 | U | | < 0.0057 | U | | < 0.0052 | U | | < 0.0052 | U | | < 0.0049 | U | | < 0.0027 | U | | < 0.0092 | U | | < 0.0046 | U | |
| VMP-8 | 23.5 | VMP-8-23.5-042425 | 4/24/2025 | < 0.0073 | U | | < 0.0058 | U | | < 0.0053 | U | | < 0.0053 | U | | < 0.0050 | U | | < 0.0027 | U | | < 0.0093 | U | | < 0.0047 | U | |
| VMP-8 | 23.5 | VMP-8-23.5-042425-DUP | 4/24/2025 | < 0.0071 | U | | < 0.0056 | U | | < 0.0052 | U | | < 0.0052 | U | | < 0.0049 | U | | < 0.0027 | U | | < 0.0091 | U | | < 0.0046 | U | |
| VMP-8 | 23.5 | VMP-8-23.5-072125 | 7/21/2025 | < 0.0071 | U | | < 0.0056 | U | | < 0.0052 | U | | < 0.0052 | U | | < 0.0049 | U | | < 0.0027 | U | | < 0.0091 | U | | < 0.0046 | U | |
| VMP-8 | 23.5 | VMP-8-23.5-102725 | 10/27/2025 | < 0.0070 | U | | < 0.0055 | U | | < 0.0051 | U | | < 0.0051 | U | | < 0.0048 | U | | < 0.0026 | U | | < 0.0089 | U | | < 0.0045 | U | |
| VMP-8 | 35.5 | VMP-8-35.5-013125 | 1/31/2025 | < 0.0068 | U | | < 0.0054 | U | | < 0.0050 | U | | < 0.0050 | U | | < 0.0047 | U | | < 0.0026 | U | | < 0.0088 | U | | < 0.0044 | U | |
| VMP-8 | 35.5 | VMP-8-35.5-042425 | 4/24/2025 | < 0.0076 | U | | < 0.0060 | U | | < 0.0055 | U | | < 0.0055 | U | | < 0.0052 | U | | < 0.0028 | U | | < 0.0097 | U | | < 0.0048 | U | |
| VMP-8 | 35.5 | VMP-8-35.5-102725 | 10/27/2025 | < 0.0070 | U | | < 0.0056 | U | | < 0.0051 | U | | < 0.0051 | U | | < 0.0048 | U | | < 0.0026 | U | | < 0.0090 | U | | < 0.0045 | U | |
| VMP-9 | 5 | VMP-9-5-013125 | 1/31/2025 | < 0.0073 | U | | < 0.0058 | U | | < 0.0053 | U | | < 0.0053 | U | | < 0.0050 | U | | < 0.0028 | U | | < 0.0094 | U | | < 0.0047 | U | |
| VMP-9 | 5 | VMP-9-5-042325 | 4/23/2025 | < 0.0072 | U | | < 0.0058 | U | | < 0.0052 | U | | < 0.0053 | U | | < 0.0050 | U | | < 0.0027 | U | | < 0.0093 | U | | < 0.0046 | U | |
| VMP-9 | 5 | VMP-9-5-042325-DUP | 4/23/2025 | < 0.0074 | U | | < 0.0059 | U | | < 0.0054 | U | | < 0.0054 | U | | < 0.0051 | U | | < 0.0028 | U | | < 0.0095 | U | | < 0.0048 | U | |
| VMP-9 | 5 | VMP-9-5-071825 | 7/18/2025 | < 0.0077 | U | | < 0.0061 | U | | < 0.0056 | U | | < 0.0056 | U | | 0.0059 | | | < 0.0029 | U | | < 0.0099 | U | | < 0.0050 | U | |
| VMP-9 | 5 | VMP-9-5-103025 | 10/30/2025 | < 0.0067 | U | | < 0.0053 | U | | < 0.0048 | U | | < 0.0048 | U | | < 0.0046 | U | | < 0.0025 | U | | < 0.0086 | U | | < 0.0043 | U | |
| VMP-9 | 11.5 | VMP-9-11.5-013125 | 1/31/2025 | 0.0048 | J | | < 0.0055 | U | | < 0.0050 | U | | < 0.0050 | U | | < 0.0048 | U | | < 0.0026 | U | | < 0.0088 | U | | < 0.0044 | U | |
| VMP-9 | 11.5 | VMP-9-11.5-042325 | 4/23/2025 | < 0.0076 | U | | < 0.0060 | U | | < 0.0055 | U | | < 0.0055 | U | | < 0.0052 | U | | < 0.0029 | U | | < 0.0098 | U | | < 0.0049 | U | |
| VMP-9 | 11.5 | VMP-9-11.5-071825 | 7/18/2025 | < 0.0074 | U | | < 0.0059 | U | | < 0.0054 | U | | < 0.0054 | U | | < 0.0051 | U | | < 0.0028 | U | | < 0.0095 | U | | < 0.0048 | U | |
| VMP-9 | 11.5 | VMP-9-11.5-103025 | 10/30/2025 | < 0.0068 | U | | < 0.0054 | U | | 0.0020 | J | | < 0.0050 | U | | < 0.0047 | U | | < 0.0026 | U | | < 0.0088 | U | | < 0.0044 | U | |
| VMP-9 | 25.5 | VMP-9-25.5-013125 | 1/31/2025 | < 0.0063 | U | | < 0.0050 | U | | < 0.0046 | U | | < 0.0046 | U | | < 0.0043 | U | | < 0.0024 | U | | < 0.0081 | U | | < 0.0040 | U | |
| VMP-9 | 25.5 | VMP-9-25.5-042325 | 4/23/2025 | < 0.0074 | U | | < 0.0058 | U | | < 0.0053 | U | | < 0.0053 | U | | < 0.0051 | U | | < 0.0028 | U | | < 0.0094 | U | | < 0.0047 | U | |
| VMP-9 | 25.5 | VMP-9-25.5-071825 | 7/18/2025 | < 0.0072 | U | | < 0.0057 | U | | < 0.0052 | U | | < 0.0052 | U | | < 0.0049 | U | | < 0.0027 | U | | < 0.0092 | U | | < 0.0046 | U | |
| VMP-9 | 25.5 | VMP-9-25.5-071825-DUP | 7/18/2025 | < 0.0069 | U | | < 0.0054 | U | | < 0.0050 | U | | < 0.0050 | U | | < 0.0047 | U | | < 0.0026 | U | | < 0.0088 | U | | < 0.0044 | U | |
| VMP-9 | 25.5 | VMP-9-25.5-103025 | 10/30/2025 | 0.018 | | | < 0.0057 | U | | < 0.0052 | U | | < 0.0052 | U | | < 0.0049 | U | | < 0.0027 | U | | < 0.0092 | U | | < 0.0046 | U | |
| VMP-9 | 38.5 | VMP-9-38.5-013125 | 1/31/2025 | 0.0039 | J | | < 0.0057 | U | | < 0.0052 | U | | < 0.0052 | U | | < 0.0049 | U | | < 0.0027 | U | | < 0.0092 | U | | < 0.0046 | U | |
| VMP-9 | 38.5 | VMP-9-38.5-042325 | 4/23/2025 | 0.0044 | J | | < 0.0058 | U | | < 0.0053 | U | | < 0.0053 | U | | 0.01 | | | < 0.0028 | U | | < 0.0094 | U | | < 0.0047 | U | |
| VMP-9 | 38.5 | VMP-9-38.5-071825 | 7/18/2025 | 0.0056 | J | | < 0.0055 | U | | < 0.0051 | U | | < 0.0051 | U | | < 0.0048 | U | | < 0.0026 | U | | < 0.0089 | U | | < 0.0045 | U | |
| VMP-9 | 38.5 | VMP-9-38.5-103025 | 10/30/2025 | 0.014 | | | < 0.0055 | U | | < 0.0051 | U | | < 0.0051 | U | | < 0.0048 | U | | < 0.0026 | U | | < 0.0089 | U | | < 0.0045 | U | |
| VMP-18 | 8.5 | VMP-18-8.5-013125 | 1/31/2025 | < 0.0072 | U | | < 0.0057 | U | | < 0.0052 | U | | < 0.0052 | U | | < 0.0050 | U | | < 0.0027 | U | | < 0.0092 | U | | < 0.0046 | U | |
| VMP-18 | 8.5 | VMP-18-8.5-042425 | 4/24/2025 | < 0.0077 | U | | < 0.0061 | U | | < 0.0056 | U | | < 0.0056 | U | | < 0.0053 | U | | < 0.0029 | U | | < 0.0098 | U | | < 0.0049 | U | |
| VMP-18 | 8.5 | VMP-18-8.5-072125 | 7/21/2025 | < 0.0075 | U | | < 0.0060 | U | | < 0.0054 | U | | < 0.0054 | U | | < 0.0052 | U | | < 0.0028 | U | | < 0.0096 | U | | < 0.0048 | U | |
| VMP-18 | 8.5 | VMP-18-8.5-072125-DUP | 7/21/2025 | < 0.0074 | U | | < 0.0059 | U | | < 0.0054 | U | | < 0.0054 | U | | < 0.0051 | U | | < 0.0028 | U | | < 0.0095 | U | | < 0.0048 | U | |
| VMP-18 | 8.5 | VMP-18-8.5-102825 | 10/28/2025 | < 0.0070 | U | | < 0.0056 | U | | < 0.0051 | U | | < 0.0051 | U | | < 0.0048 | U | | < 0.0026 | U | | < 0.0090 | U | | < 0.0045 | U | |
| VMP-19 | 5 | VMP-19-5-013125 | 1/31/2025 | < 0.0067 | U | | < 0.0053 | U | | < 0.0049 | U | | < 0.0049 | U | | < 0.0046 | U | | < 0.0025 | U | | < 0.0086 | U | | < 0.0043 | U | |
| VMP-19 | 5 | VMP-19-5-013125-DUP | 1/31/2025 | < 0.0070 | U | | < 0.0056 | U | | < 0.0051 | U | | < 0.0051 | U | | < 0.0048 | U | | < 0.0026 | U | | < 0.0090 | U | | < 0.0045 | U | |
| VMP-19 | 5 | VMP-19-5-042425 | 4/24/2025 | < 0.0078 | U | | < 0.0062 | U | | < 0.0056 | U | | < 0.0056 | U | | < 0.0054 | U | | < 0.0029 | U | | < 0.01 | U | | < 0.0050 | U | |
| VMP-19 | 5 | VMP-19-5-042425-DUP | 4/24/2025 | 0.0082 | | | < 0.0061 | U | | < 0.0056 | U | | < 0.0056 | U | | < 0.0053 | U | | < 0.0029 | U | | < 0.0098 | U | | < 0.0049 | U | |
| VMP-19 | 5 | VMP-19-5-071825 | 7/18/2025 | < 0.0071 | U | | < 0.0056 | U | | < 0.0051 | U | | < 0.0051 | U | | < 0.0049 | U | | < 0.0027 | U | | < 0.0091 | U | | < 0.0045 | U | |
| VMP-19 | 5 | VMP-19-5-071825-DUP | 7/18/2025 | < 0.0071 | U | | < 0.0056 | U | | < 0.0052 | U | | < 0.0052 | U | | < 0.0049 | U | | < 0.0027 | U | | < 0.0091 | U | | < 0.0046 | U | |
| VMP-19 | 5 | VMP-19-5-103125 | 10/31/2025 | < 0.0067 | U | | < 0.0053 | U | | < 0.0049 | U | | < 0.0049 | U | | < 0.0046 | U | | < 0.0025 | U | | < 0.0086 | U | | < 0.0043 | U | |
| VMP-20 | 5 | VMP-20-5-021025 | 2/10/2025 | < 0.0070 | U | | < 0.0056 | U | | < 0.0051 | U | | < 0.0051 | U | | < 0.0048 | U | | < 0.0026 | U | | < 0.0090 | U | | < 0.0045 | U | |
| VMP-20 | 5 | VMP-20-5-050125 | 5/1/2025 | < 0.0073 | U | | < 0.0058 | U | | < 0.0053 | U | | < 0.0053 | U | | < 0.0050 | U | | < 0.0028 | U | | < 0.0094 | U | | < 0.0047 | U | |
| VMP-20 | 5 | VMP-20-5-072925 | 7/29/2025 | < 0.0071 | U | | < 0.0056 | U | | < 0.0052 | U | | < 0.0052 | U | | < 0.0049 | U | | < 0.0027 | U | | < 0.0091 | U | | < 0.0046 | U | |
| VMP-20 | 5 | VMP-20-5-072925-DUP | 7/29/2025 | < 0.0067 | U | | < 0.0053 | U | | < 0.0049 | U | | < 0.0049 | U | | < 0.0046 | U | | < 0.0025 | U | | < 0.0086 | U | | < 0.0043 | U | |
| VMP-20 | 5 | VMP-20-5-110525 | 11/5/2025 | < 0.0071 | U | | < 0.0056 | U | | < 0.0052 | U | | < 0.0052 | U | | < 0.0049 | U | | < 0.0027 | U | | < 0.0091 | U | | < 0.0046 | U | |
| VMP-20 | 5 | VMP-20-5-110525-DUP | 11/5/2025 | < 0.0073 | U | | < 0.0058 | U | | < 0.0053 | U | | < 0.0053 | U | | < 0.0050 | U | | < 0.0028 | U | | < 0.0094 | U | | < 0.0047 | U | |

# TABLE 5
## HISTORICAL SUMMARY OF SOIL VAPOR ANALYTICAL DETECTIONS AND SCREENING RESULTS: VILLAGE - VOCS

| | | | | Tetrachloroethene | | | Trichloroethene | | | 1,2,4-Trimethylbenzene | | | 1,3,5-Trimethylbenzene | | | 2,2,4-Trimethylpentane | | | Vinyl Chloride | | | m,p-Xylene | | | o-Xylene | | |
|---|---|---|---|---|---|---|---|---|---|---|---|---|---|---|---|---|---|---|---|---|---|---|---|---|---|---|---|
| Residential Screening Criteria (mg/m$^3$) | | | | 0.55 | | | 1.5 | | | | | | | | | | | | 0.29 | | | 130 | | | 120 | | |
| Location | Depth (ft bgs) | Sample ID | Sample Date | Result (mg/m$^3$) | Lab Quals | AECOM Quals | Result (mg/m$^3$) | Lab Quals | AECOM Quals | Result (mg/m$^3$) | Lab Quals | AECOM Quals | Result (mg/m$^3$) | Lab Quals | AECOM Quals | Result (mg/m$^3$) | Lab Quals | AECOM Quals | Result (mg/m$^3$) | Lab Quals | AECOM Quals | Result (mg/m$^3$) | Lab Quals | AECOM Quals | Result (mg/m$^3$) | Lab Quals | AECOM Quals |
| VMP-20 | 10 | VMP-20-10-021025 | 2/10/2025 | < 0.0071 | U | | < 0.0056 | U | | < 0.0052 | U | | < 0.0052 | U | | < 0.0049 | U | | < 0.0027 | U | | < 0.0091 | U | | < 0.0046 | U | |
| VMP-20 | 10 | VMP-20-10-050125 | 5/1/2025 | < 0.0065 | U | | < 0.0052 | U | | < 0.0047 | U | | < 0.0047 | U | | < 0.0045 | U | | < 0.0024 | U | | < 0.0083 | U | | < 0.0042 | U | |
| VMP-20 | 10 | VMP-20-10-072925 | 7/29/2025 | < 0.0068 | U | | < 0.0054 | U | | < 0.0050 | U | | < 0.0050 | U | | < 0.0047 | U | | < 0.0026 | U | | < 0.0088 | U | | < 0.0044 | U | |
| VMP-20 | 10 | VMP-20-10-110525 | 11/5/2025 | < 0.0073 | U | | < 0.0058 | U | | < 0.0053 | U | | < 0.0053 | U | | < 0.0050 | U | | < 0.0027 | U | | < 0.0093 | U | | < 0.0047 | U | |
| VMP-20 | 25 | VMP-20-25-021025 | 2/10/2025 | < 0.0068 | U | | < 0.0054 | U | | < 0.0049 | U | | < 0.0049 | U | | < 0.0047 | U | | < 0.0026 | U | | < 0.0087 | U | | < 0.0043 | U | |
| VMP-20 | 25 | VMP-20-25-050125 | 5/1/2025 | < 0.0068 | U | | < 0.0054 | U | | < 0.0050 | U | | < 0.0050 | U | | < 0.0047 | U | | < 0.0026 | U | | < 0.0088 | U | | < 0.0044 | U | |
| VMP-20 | 25 | VMP-20-25-050125-DUP | 5/1/2025 | < 0.0069 | U | | < 0.0054 | U | | < 0.0050 | U | | < 0.0050 | U | | < 0.0047 | U | | < 0.0026 | U | | < 0.0088 | U | | < 0.0044 | U | |
| VMP-20 | 25 | VMP-20-25-072925 | 7/29/2025 | **0.0063** | J | | < 0.0058 | U | | < 0.0052 | U | | < 0.0053 | U | | < 0.0050 | U | | < 0.0027 | U | | < 0.0093 | U | | < 0.0046 | U | |
| VMP-20 | 25 | VMP-20-25-110525 | 11/5/2025 | < 0.0076 | U | | < 0.0060 | U | | < 0.0055 | U | | < 0.0055 | U | | < 0.0052 | U | | < 0.0029 | U | | < 0.0098 | U | | < 0.0049 | U | |
| VMP-20 | 39.5 | VMP-20-39.5-021025 | 2/10/2025 | < 0.0067 | U | | < 0.0053 | U | | < 0.0049 | U | | < 0.0049 | U | | < 0.0046 | U | | < 0.0025 | U | | < 0.0086 | U | | < 0.0043 | U | |
| VMP-20 | 39.5 | VMP-20-39.5-050125 | 5/1/2025 | < 0.0070 | U | | < 0.0056 | U | | < 0.0051 | U | | < 0.0051 | U | | < 0.0048 | U | | < 0.0026 | U | | < 0.0090 | U | | < 0.0045 | U | |
| VMP-20 | 39.5 | VMP-20-39.5-072925 | 7/29/2025 | < 0.0074 | U | | < 0.0059 | U | | < 0.0054 | U | | < 0.0054 | U | | < 0.0051 | U | | < 0.0028 | U | | < 0.0095 | U | | < 0.0048 | U | |
| VMP-21 | 5 | VMP-21-5-021125 | 2/11/2025 | < 0.0065 | U | | **0.0033** | J | | < 0.0047 | U | | < 0.0047 | U | | < 0.0045 | U | | < 0.0024 | U | | < 0.0083 | U | | < 0.0042 | U | |
| VMP-21 | 5 | VMP-21-5-021125-DUP | 2/11/2025 | < 0.0068 | U | | < 0.0054 | U | | < 0.0050 | U | | < 0.0050 | U | | < 0.0047 | U | | < 0.0026 | U | | < 0.0088 | U | | < 0.0044 | U | |
| VMP-21 | 5 | VMP-21-5-050125 | 5/1/2025 | < 0.0071 | U | | < 0.0056 | U | | < 0.0051 | U | | < 0.0051 | U | | < 0.0049 | U | | < 0.0027 | U | | < 0.0091 | U | | < 0.0045 | U | |
| VMP-21 | 5 | VMP-21-5-073025 | 7/30/2025 | < 0.0074 | U | | < 0.0058 | U | | < 0.0053 | U | | < 0.0053 | U | | < 0.0051 | U | | < 0.0028 | U | | < 0.0094 | U | | < 0.0047 | U | |
| VMP-21 | 5 | VMP-21-5-110625 | 11/6/2025 | < 0.0072 | U | | **0.0045** | J | | < 0.0052 | U | | < 0.0053 | U | | < 0.0050 | U | | < 0.0027 | U | | < 0.0093 | U | | < 0.0046 | U | |
| VMP-21 | 10 | VMP-21-10-021125 | 2/11/2025 | **0.0024** | J | | < 0.0050 | U | | < 0.0046 | U | | < 0.0046 | U | | < 0.0044 | U | | < 0.0024 | U | | < 0.0082 | U | | < 0.0041 | U | |
| VMP-21 | 10 | VMP-21-10-050125 | 5/1/2025 | < 0.0071 | U | | < 0.0056 | U | | < 0.0051 | U | | < 0.0051 | U | | < 0.0049 | U | | < 0.0027 | U | | < 0.0091 | U | | < 0.0045 | U | |
| VMP-21 | 10 | VMP-21-10-073025 | 7/30/2025 | **0.0031** | J | | < 0.0057 | U | | < 0.0052 | U | | < 0.0052 | U | | < 0.0050 | U | | < 0.0027 | U | | < 0.0092 | U | | < 0.0046 | U | |
| VMP-21 | 10 | VMP-21-10-110625 | 11/6/2025 | **0.0035** | J | | < 0.0056 | U | | < 0.0051 | U | | < 0.0051 | U | | < 0.0048 | U | | < 0.0026 | U | | < 0.0090 | U | | < 0.0045 | U | |
| VMP-21 | 25 | VMP-21-25-021125 | 2/11/2025 | **0.0038** | J | | < 0.0053 | U | | < 0.0049 | U | | < 0.0049 | U | | < 0.0046 | U | | < 0.0025 | U | | < 0.0086 | U | | < 0.0043 | U | |
| VMP-21 | 25 | VMP-21-25-050125 | 5/1/2025 | < 0.0071 | J | U | < 0.0056 | U | | < 0.0051 | U | | < 0.0051 | U | | < 0.0049 | U | | < 0.0027 | U | | < 0.0091 | U | | < 0.0045 | U | |
| VMP-21 | 25 | VMP-21-25-073025 | 7/30/2025 | **0.0028** | J | | < 0.0058 | U | | < 0.0053 | U | | < 0.0053 | U | | < 0.0051 | U | | < 0.0028 | U | | < 0.0094 | U | | < 0.0047 | U | |
| VMP-21 | 25 | VMP-21-25-110625 | 11/6/2025 | **0.0030** | J | | < 0.0058 | U | | < 0.0054 | U | | < 0.0054 | U | | < 0.0051 | U | | < 0.0028 | U | | < 0.0095 | U | | < 0.0047 | U | |
| VMP-21 | 33 | VMP-21-33-050125 | 5/1/2025 | < 0.0068 | J | U | < 0.0054 | U | | < 0.0050 | U | | < 0.0050 | U | | < 0.0047 | U | | < 0.0026 | U | | < 0.0088 | U | | < 0.0044 | U | |
| VMP-21 | 33 | VMP-21-33-073025 | 7/30/2025 | **0.0034** | J | | < 0.0058 | U | | < 0.0053 | U | | < 0.0053 | U | | < 0.0050 | U | | < 0.0028 | U | | < 0.0094 | U | | < 0.0047 | U | |
| VMP-21 | 33 | VMP-21-33-110625 | 11/6/2025 | **0.0028** | J | | < 0.0058 | U | | < 0.0053 | U | | < 0.0053 | U | | < 0.0050 | U | | < 0.0027 | U | | < 0.0093 | U | | < 0.0047 | U | |
| VMP-22 | 5 | VMP-22-5-021125 | 2/11/2025 | < 0.0067 | U | | < 0.0053 | U | | < 0.0049 | U | | < 0.0049 | U | | < 0.0046 | U | | < 0.0025 | U | | < 0.0086 | U | | < 0.0043 | U | |
| VMP-22 | 5 | VMP-22-5-042925 | 4/29/2025 | < 0.0072 | U | | < 0.0057 | U | | < 0.0052 | U | | < 0.0052 | U | | < 0.0049 | U | | < 0.0027 | U | | < 0.0092 | U | | < 0.0046 | U | |
| VMP-22 | 5 | VMP-22-5-072525 | 7/25/2025 | < 0.0072 | U | | < 0.0058 | U | | < 0.0052 | U | | < 0.0053 | U | | < 0.0050 | U | | < 0.0027 | U | | < 0.0093 | U | | < 0.0046 | U | |
| VMP-22 | 5 | VMP-22-5-072525-DUP | 7/25/2025 | < 0.0073 | U | | **0.0016** | J | | < 0.0053 | U | | < 0.0053 | U | | < 0.0050 | U | | < 0.0027 | U | | < 0.0093 | U | | < 0.0047 | U | |
| VMP-22 | 5 | VMP-22-5-110625 | 11/6/2025 | < 0.0075 | U | | < 0.0059 | U | | < 0.0054 | U | | < 0.0054 | U | | < 0.0052 | U | | < 0.0028 | U | | < 0.0096 | U | | < 0.0048 | U | |
| VMP-22 | 10 | VMP-22-10-021125 | 2/11/2025 | < 0.0064 | U | | < 0.0051 | U | | < 0.0046 | U | | < 0.0046 | U | | < 0.0044 | U | | < 0.0024 | U | | < 0.0082 | U | | < 0.0041 | U | |
| VMP-22 | 10 | VMP-22-10-042925 | 4/29/2025 | < 0.0067 | U | | < 0.0053 | U | | < 0.0049 | U | | < 0.0049 | U | | < 0.0046 | U | | < 0.0025 | U | | < 0.0086 | U | | < 0.0043 | U | |
| VMP-22 | 10 | VMP-22-10-072525 | 7/25/2025 | < 0.52 | U | | < 0.42 | U | | < 0.38 | U | | < 0.38 | U | | < 0.36 | U | | < 0.2 | U | | < 0.34 | U | | < 0.34 | U | |
| VMP-22 | 10 | VMP-22-10-110625 | 11/6/2025 | < 0.0075 | U | | < 0.0060 | U | | < 0.0054 | U | | < 0.0054 | U | | < 0.0052 | U | | < 0.0028 | U | | < 0.0096 | U | | < 0.0048 | U | |
| VMP-22 | 18 | VMP-22-18-021125 | 2/11/2025 | < 0.0070 | U | | < 0.0056 | U | | < 0.0051 | U | | < 0.0051 | U | | < 0.0048 | U | | < 0.0026 | U | | < 0.0090 | U | | < 0.0045 | U | |
| VMP-22 | 18 | VMP-22-18-042925 | 4/29/2025 | < 0.0074 | U | | < 0.0058 | U | | < 0.0053 | U | | < 0.0053 | U | | < 0.0051 | U | | < 0.0028 | U | | < 0.0094 | U | | < 0.0047 | U | |
| VMP-22 | 18 | VMP-22-18-072525 | 7/25/2025 | < 0.38 | U | | < 0.3 | U | | < 0.28 | U | | < 0.28 | U | | < 0.26 | U | | < 0.14 | U | | < 0.24 | U | | < 0.24 | U | |
| VMP-22 | 18 | VMP-22-18-110625 | 11/6/2025 | < 0.0069 | U | | < 0.0055 | U | | < 0.0050 | U | | < 0.0050 | U | | < 0.0048 | U | | < 0.0026 | U | | < 0.0088 | U | | < 0.0044 | U | |
| VMP-22 | 38 | VMP-22-38-021125 | 2/11/2025 | **0.0030** | J | | < 0.0055 | U | | < 0.0051 | U | | < 0.0051 | U | | < 0.0048 | U | | < 0.0026 | U | | < 0.0089 | U | | < 0.0045 | U | |
| VMP-22 | 38 | VMP-22-38-042925 | 4/29/2025 | < 0.0072 | U | | < 0.0058 | U | | < 0.0052 | U | | < 0.0053 | U | | < 0.0050 | U | | < 0.0027 | U | | < 0.0093 | U | | < 0.0046 | U | |
| VMP-22 | 38 | VMP-22-38-072525 | 7/25/2025 | < 0.093 | U | | < 0.074 | U | | < 0.068 | U | | < 0.068 | U | | < 0.064 | U | | < 0.035 | U | | < 0.12 | U | | < 0.06 | U | |
| VMP-22 | 38 | VMP-22-38-110625 | 11/6/2025 | < 0.0072 | U | | < 0.0057 | U | | < 0.0052 | U | | < 0.0052 | U | | < 0.0049 | U | | < 0.0027 | U | | < 0.0092 | U | | < 0.0046 | U | |
| VMP-23 | 5 | VMP-23-5-020425 | 2/4/2025 | < 0.0065 | U | | < 0.0052 | U | | < 0.0047 | U | | < 0.0047 | U | | **0.0054** | | | < 0.0024 | U | | < 0.0083 | U | | < 0.0042 | U | |
| VMP-23 | 5 | VMP-23-5-072525 | 7/25/2025 | < 0.0073 | U | | < 0.0058 | U | | < 0.0053 | U | | < 0.0053 | U | | < 0.0050 | U | | < 0.0028 | U | | < 0.0094 | U | | < 0.0047 | U | |
| VMP-23 | 5 | VMP-23-5-110525 | 11/5/2025 | < 0.0076 | U | | < 0.0060 | U | | < 0.0055 | U | | < 0.0055 | U | | < 0.0052 | U | | < 0.0028 | U | | < 0.0097 | U | | < 0.0048 | U | |
| VMP-23 | 10 | VMP-23-10-020425 | 2/4/2025 | < 0.0071 | U | | < 0.0056 | U | | < 0.0052 | U | | < 0.0052 | U | | < 0.0049 | U | | < 0.0027 | U | | < 0.0091 | U | | < 0.0046 | U | |
| VMP-23 | 10 | VMP-23-10-072525 | 7/25/2025 | < 0.0075 | U | | **0.0010** | J | | < 0.0054 | U | | < 0.0054 | U | | < 0.0052 | U | | < 0.0028 | U | | < 0.0096 | U | | < 0.0048 | U | |
| VMP-23 | 10 | VMP-23-10-072525-DUP | 7/25/2025 | < 0.0073 | U | | < 0.0058 | U | | < 0.0053 | U | | < 0.0053 | U | | < 0.0050 | U | | < 0.0027 | U | | < 0.0093 | U | | < 0.0047 | U | |
| VMP-23 | 10 | VMP-23-10-110625 | 11/6/2025 | < 0.0077 | U | | < 0.0061 | U | | < 0.0056 | U | | < 0.0056 | U | | < 0.0053 | U | | < 0.0029 | U | | < 0.0098 | U | | < 0.0049 | U | |
| VMP-23 | 25 | VMP-23-25-020425 | 2/4/2025 | < 0.0068 | U | | < 0.0054 | U | | < 0.0050 | U | | < 0.0050 | U | | < 0.0047 | U | | < 0.0026 | U | | < 0.0088 | U | | < 0.0044 | U | |
| VMP-23 | 25 | VMP-23-25-072525 | 7/25/2025 | < 0.0075 | U | | < 0.0059 | U | | < 0.0054 | U | | < 0.0054 | U | | < 0.0051 | U | | < 0.0028 | U | | < 0.0096 | U | | < 0.0048 | U | |
| VMP-23 | 25 | VMP-23-25-110625 | 11/6/2025 | < 0.0072 | U | | < 0.0057 | U | | < 0.0052 | U | | < 0.0052 | U | | < 0.0050 | U | | < 0.0027 | U | | < 0.0092 | U | | < 0.0046 | U | |

# TABLE 5
## HISTORICAL SUMMARY OF SOIL VAPOR ANALYTICAL DETECTIONS AND SCREENING RESULTS: VILLAGE - VOCS

| | | | | Tetrachloroethene | | | Trichloroethene | | | 1,2,4-Trimethylbenzene | | | 1,3,5-Trimethylbenzene | | | 2,2,4-Trimethylpentane | | | Vinyl Chloride | | | m,p-Xylene | | | o-Xylene | | |
|---|---|---|---|---|---|---|---|---|---|---|---|---|---|---|---|---|---|---|---|---|---|---|---|---|---|---|---|
| Residential Screening Criteria (mg/m$^3$) | | | | 0.55 | | | 1.5 | | | | | | | | | | | | 0.29 | | | 130 | | | 120 | | |
| Location | Depth (ft bgs) | Sample ID | Sample Date | Result (mg/m$^3$) | Lab Quals | AECOM Quals | Result (mg/m$^3$) | Lab Quals | AECOM Quals | Result (mg/m$^3$) | Lab Quals | AECOM Quals | Result (mg/m$^3$) | Lab Quals | AECOM Quals | Result (mg/m$^3$) | Lab Quals | AECOM Quals | Result (mg/m$^3$) | Lab Quals | AECOM Quals | Result (mg/m$^3$) | Lab Quals | AECOM Quals | Result (mg/m$^3$) | Lab Quals | AECOM Quals |
| VMP-23 | 40 | VMP-23-40-020425 | 2/4/2025 | < 0.0065 | U | | < 0.0052 | U | | < 0.0047 | U | | < 0.0047 | U | | < 0.0045 | U | | < 0.0025 | U | | < 0.0084 | U | | < 0.0042 | U | |
| VMP-24 | 5 | VMP-24-5-020425 | 2/4/2025 | < 0.0072 | U | | < 0.0058 | U | | < 0.0052 | U | | < 0.0053 | U | | < 0.0050 | U | | < 0.0027 | U | | < 0.0093 | U | | < 0.0046 | U | |
| VMP-24 | 5 | VMP-24-5-042825 | 4/28/2025 | < 0.0074 | U | | < 0.0059 | U | | < 0.0054 | U | | < 0.0054 | U | | < 0.0051 | U | | < 0.0028 | U | | < 0.0095 | U | | < 0.0048 | U | |
| VMP-24 | 5 | VMP-24-5-072225 | 7/22/2025 | < 0.0071 | U | | < 0.0056 | U | | < 0.0052 | U | | < 0.0052 | U | | < 0.0049 | U | | < 0.0027 | U | | < 0.0091 | U | | < 0.0046 | U | |
| VMP-23 | 40 | VMP-23-40-072525 | 7/25/2025 | < 0.0073 | U | | < 0.0058 | U | | < 0.0053 | U | | < 0.0053 | U | | < 0.0050 | U | | < 0.0028 | U | | < 0.0094 | U | | < 0.0047 | U | |
| VMP-24 | 5 | VMP-24-5-103125 | 10/31/2025 | < 0.0067 | U | | < 0.0053 | U | | < 0.0049 | U | | < 0.0049 | U | | < 0.0046 | U | | < 0.0025 | U | | < 0.0086 | U | | < 0.0043 | U | |
| VMP-23 | 40 | VMP-23-40-110625 | 11/6/2025 | < 0.0071 | U | | < 0.0056 | U | | < 0.0052 | U | | < 0.0052 | U | | < 0.0049 | U | | < 0.0027 | U | | < 0.0091 | U | | < 0.0046 | U | |
| VMP-24 | 10 | VMP-24-10-020425 | 2/4/2025 | < 0.0066 | U | | < 0.0052 | U | | < 0.0048 | U | | < 0.0048 | U | | < 0.0046 | U | | < 0.0025 | U | | < 0.0085 | U | | < 0.0042 | U | |
| VMP-24 | 10 | VMP-24-10-042825 | 4/28/2025 | < 0.0072 | U | | < 0.0057 | U | | < 0.0052 | U | | < 0.0052 | U | | < 0.0049 | U | | < 0.0027 | U | | < 0.0092 | J | U | < 0.0046 | U | |
| VMP-24 | 10 | VMP-24-10-072325 | 7/23/2025 | < 0.0074 | U | | < 0.0059 | U | | < 0.0054 | U | | < 0.0054 | U | | < 0.0051 | U | | < 0.0028 | U | | < 0.0095 | U | | < 0.0048 | U | |
| VMP-24 | 10 | VMP-24-10-072325-DUP | 7/23/2025 | < 0.0071 | U | | < 0.0056 | U | | < 0.0052 | U | | < 0.0052 | U | | < 0.0049 | U | | < 0.0027 | U | | < 0.0091 | U | | < 0.0046 | U | |
| VMP-24 | 10 | VMP-24-10-103125 | 10/31/2025 | < 0.0071 | U | | < 0.0056 | U | | < 0.0051 | U | | < 0.0051 | U | | < 0.0049 | U | | < 0.0027 | U | | < 0.0091 | U | | < 0.0045 | U | |
| VMP-24 | 22 | VMP-24-22-020425 | 2/4/2025 | < 0.0068 | U | | < 0.0054 | U | | < 0.0049 | U | | < 0.0049 | U | | < 0.0047 | U | | < 0.0026 | U | | < 0.0087 | U | | < 0.0044 | U | |
| VMP-24 | 22 | VMP-24-22-020425-DUP | 2/4/2025 | < 0.0066 | U | | < 0.0053 | U | | < 0.0048 | U | | < 0.0048 | U | | < 0.0046 | U | | < 0.0025 | U | | < 0.0085 | U | | < 0.0042 | U | |
| VMP-24 | 22 | VMP-24-22-042825 | 4/28/2025 | < 0.0067 | U | | < 0.0053 | U | | < 0.0048 | U | | < 0.0048 | U | | < 0.0046 | U | | < 0.0025 | U | | < 0.0086 | U | | < 0.0043 | U | |
| VMP-24 | 22 | VMP-24-22-072325 | 7/23/2025 | < 0.0072 | U | | < 0.0057 | U | | < 0.0052 | U | | < 0.0052 | U | | < 0.0050 | U | | < 0.0027 | U | | < 0.0092 | U | | < 0.0046 | U | |
| VMP-24 | 22 | VMP-24-22-103125 | 10/31/2025 | < 0.0066 | U | | < 0.0052 | U | | < 0.0048 | U | | < 0.0048 | U | | < 0.0045 | U | | < 0.0025 | U | | < 0.0084 | U | | < 0.0042 | U | |
| VMP-24 | 22 | VMP-24-22-103125-DUP | 10/31/2025 | < 0.0067 | U | | < 0.0053 | U | | < 0.0049 | U | | < 0.0049 | U | | < 0.0046 | U | | < 0.0025 | U | | < 0.0086 | U | | < 0.0043 | U | |
| VMP-24 | 34 | VMP-24-34-042825 | 4/28/2025 | < 0.0072 | U | | < 0.0057 | U | | < 0.0052 | U | | < 0.0052 | U | | < 0.0049 | U | | < 0.0027 | U | | < 0.0092 | J | U | < 0.0046 | U | |
| VMP-24 | 34 | VMP-24-34-072325 | 7/23/2025 | < 0.0072 | U | | < 0.0058 | U | | < 0.0052 | U | | < 0.0053 | U | | < 0.0050 | U | | < 0.0027 | U | | < 0.0093 | U | | < 0.0046 | U | |
| VMP-24 | 34 | VMP-24-34-103125 | 10/31/2025 | < 0.0064 | U | | < 0.0050 | U | | < 0.0046 | U | | < 0.0046 | U | | < 0.0044 | U | | < 0.0024 | U | | < 0.0082 | U | | < 0.0041 | U | |
| VMP-32 | 5 | VMP-32-5-021125 | 2/11/2025 | < 0.0069 | U | | < 0.0054 | U | | < 0.0050 | U | | < 0.0050 | U | | < 0.0047 | U | | < 0.0026 | U | | < 0.0088 | U | | < 0.0044 | U | |
| VMP-32 | 5 | VMP-32-5-050125 | 5/1/2025 | < 0.0077 | U | | < 0.0061 | U | | < 0.0056 | U | | < 0.0056 | U | | < 0.0053 | U | | < 0.0029 | U | | < 0.0098 | U | | < 0.0049 | U | |
| VMP-32 | 5 | VMP-32-5-050125-DUP | 5/1/2025 | < 0.0074 | U | | < 0.0058 | U | | < 0.0054 | U | | < 0.0054 | U | | < 0.0051 | U | | < 0.0028 | U | | < 0.0095 | U | | < 0.0047 | U | |
| VMP-32 | 5 | VMP-32-5-073025 | 7/30/2025 | < 0.0074 | U | | < 0.0059 | U | | < 0.0054 | U | | < 0.0054 | U | | < 0.0051 | U | | < 0.0028 | U | | < 0.0095 | U | | < 0.0048 | U | |
| VMP-32 | 5 | VMP-32-5-110725 | 11/7/2025 | < 0.0072 | U | | < 0.0058 | U | | < 0.0052 | U | | < 0.0053 | U | | < 0.0050 | U | | < 0.0027 | U | | < 0.0093 | U | | < 0.0046 | U | |
| VMP-32 | 5 | VMP-32-5-110725-DUP | 11/7/2025 | < 0.0067 | U | | < 0.0053 | U | | < 0.0049 | U | | < 0.0049 | U | | < 0.0046 | U | | < 0.0025 | U | | < 0.0086 | U | | < 0.0043 | U | |
| VMP-32 | 10 | VMP-32-10-021125 | 2/11/2025 | < 0.0068 | U | | < 0.0054 | U | | < 0.0049 | U | | < 0.0049 | U | | < 0.0047 | U | | < 0.0026 | U | | < 0.0087 | U | | < 0.0043 | U | |
| VMP-32 | 10 | VMP-32-10-050125 | 5/1/2025 | < 0.0076 | U | | < 0.0060 | U | | < 0.0055 | U | | < 0.0055 | U | | < 0.0052 | U | | < 0.0029 | U | | < 0.0098 | U | | < 0.0049 | U | |
| VMP-32 | 10 | VMP-32-10-073025 | 7/30/2025 | < 0.0078 | U | | < 0.0062 | U | | < 0.0056 | U | | < 0.0056 | U | | < 0.0053 | U | | < 0.0029 | U | | < 0.0099 | U | | < 0.0050 | U | |
| VMP-32 | 10 | VMP-32-10-110725 | 11/7/2025 | < 0.0078 | U | | < 0.0062 | U | | < 0.0056 | U | | < 0.0056 | U | | < 0.0053 | U | | < 0.0029 | U | | < 0.0099 | U | | < 0.0050 | U | |
| VMP-32 | 20 | VMP-32-20-021125 | 2/11/2025 | < 0.0066 | U | | < 0.0052 | U | | < 0.0048 | U | | < 0.0048 | U | | < 0.0045 | U | | < 0.0025 | U | | < 0.0084 | U | | < 0.0042 | U | |
| VMP-32 | 20 | VMP-32-20-050125 | 5/1/2025 | < 0.0072 | U | | < 0.0058 | U | | < 0.0052 | U | | < 0.0053 | U | | < 0.0050 | U | | < 0.0027 | U | | < 0.0093 | U | | < 0.0046 | U | |
| VMP-32 | 20 | VMP-32-20-110725 | 11/7/2025 | < 0.0077 | U | | < 0.0061 | U | | < 0.0056 | U | | < 0.0056 | U | | < 0.0053 | U | | < 0.0029 | U | | < 0.0098 | U | | < 0.0049 | U | |
| VMP-32 | 30 | VMP-32-30-021125 | 2/11/2025 | < 0.0067 | U | | < 0.0053 | U | | < 0.0049 | U | | < 0.0049 | U | | < 0.0046 | U | | < 0.0025 | U | | < 0.0086 | U | | < 0.0043 | U | |
| VMP-32 | 30 | VMP-32-30-050125 | 5/1/2025 | < 0.0071 | U | | < 0.0056 | U | | < 0.0052 | U | | < 0.0052 | U | | < 0.0049 | U | | < 0.0027 | U | | < 0.0091 | U | | < 0.0046 | U | |
| VMP-32 | 30 | VMP-32-30-073125 | 7/31/2025 | < 0.0071 | U | | **0.0060** | | | < 0.0052 | U | | < 0.0052 | U | | < 0.0049 | U | | < 0.0027 | U | | < 0.0091 | U | | < 0.0046 | U | |
| VMP-32 | 30 | VMP-32-30-110725 | 11/7/2025 | < 0.0072 | U | | < 0.0057 | U | | < 0.0052 | U | | < 0.0052 | U | | **0.0025** | J | | < 0.0027 | U | | < 0.0092 | U | | < 0.0046 | U | |
| VMP-42 | 10 | VMP-42-10-020525 | 2/5/2025 | < 0.0064 | U | | < 0.0051 | U | | < 0.0047 | U | | < 0.0047 | U | | < 0.0044 | U | | < 0.0024 | U | | < 0.0082 | U | | < 0.0041 | U | |
| VMP-42 | 10 | VMP-42-10-043025 | 4/30/2025 | < 0.0072 | U | | < 0.0058 | U | | < 0.0052 | U | | < 0.0053 | U | | < 0.0050 | U | | < 0.0027 | U | | < 0.0093 | U | | < 0.0046 | U | |
| VMP-42 | 10 | VMP-42-10-072425 | 7/24/2025 | < 0.0076 | U | | < 0.0060 | U | | < 0.0055 | U | | < 0.0055 | U | | **0.033** | | | < 0.0029 | U | | **0.0019** | J | | < 0.0049 | U | |
| VMP-42 | 10 | VMP-42-10-110525 | 11/5/2025 | < 0.0066 | U | | < 0.0053 | U | | < 0.0048 | U | | < 0.0048 | U | | < 0.0046 | U | | < 0.0025 | U | | < 0.0085 | U | | < 0.0042 | U | |
| VMP-42 | 10 | VMP-42-10-110525-DUP | 11/5/2025 | < 0.0067 | U | | < 0.0053 | U | | < 0.0048 | U | | < 0.0048 | U | | < 0.0046 | U | | < 0.0025 | U | | < 0.0086 | U | | < 0.0043 | U | |
| VMP-42 | 20 | VMP-42-20-020525 | 2/5/2025 | < 0.0064 | U | | < 0.0051 | U | | < 0.0046 | U | | < 0.0046 | U | | < 0.0044 | U | | < 0.0024 | U | | < 0.0082 | U | | < 0.0041 | U | |
| VMP-42 | 20 | VMP-42-20-043025 | 4/30/2025 | < 0.0066 | U | | < 0.0052 | U | | < 0.0048 | U | | < 0.0048 | U | | < 0.0046 | U | | < 0.0025 | U | | < 0.0085 | U | | < 0.0042 | U | |
| VMP-42 | 20 | VMP-42-20-072425 | 7/24/2025 | < 0.0074 | U | | < 0.0059 | U | | < 0.0054 | U | | < 0.0054 | U | | < 0.0051 | U | | < 0.0028 | U | | < 0.0095 | U | | < 0.0048 | U | |
| VMP-42 | 20 | VMP-42-20-110525 | 11/5/2025 | < 0.0071 | U | | < 0.0056 | U | | < 0.0051 | U | | < 0.0051 | U | | **0.0049** | | | < 0.0027 | U | | < 0.0091 | U | | < 0.0045 | U | |
| VMP-42 | 30 | VMP-42-30-020525 | 2/5/2025 | < 0.0065 | U | | < 0.0052 | U | | < 0.0047 | U | | < 0.0047 | U | | < 0.0045 | U | | < 0.0024 | U | | < 0.0083 | U | | < 0.0042 | U | |
| VMP-42 | 30 | VMP-42-30-043025 | 4/30/2025 | < 0.0065 | U | | < 0.0051 | U | | < 0.0047 | U | | < 0.0047 | U | | < 0.0045 | U | | < 0.0024 | U | | < 0.0083 | U | | < 0.0041 | U | |
| VMP-42 | 30 | VMP-42-30-072425 | 7/24/2025 | < 0.0073 | U | | < 0.0058 | U | | < 0.0053 | U | | < 0.0053 | U | | < 0.0050 | U | | < 0.0028 | U | | < 0.0094 | U | | < 0.0047 | U | |
| VMP-42 | 30 | VMP-42-30-110525 | 11/5/2025 | < 0.0075 | U | | < 0.0059 | U | | < 0.0054 | U | | < 0.0054 | U | | < 0.0051 | U | | < 0.0028 | U | | < 0.0096 | U | | < 0.0048 | U | |
| VMP-43 | 10 | VMP-43-10-020625 | 2/6/2025 | < 0.0061 | U | | < 0.0048 | U | | < 0.0044 | U | | < 0.0044 | U | | < 0.0042 | U | | < 0.0023 | U | | < 0.0078 | U | | < 0.0039 | U | |
| VMP-43 | 10 | VMP-43-10-042825 | 4/28/2025 | < 0.0077 | U | | < 0.0061 | U | | < 0.0056 | U | | < 0.0056 | U | | < 0.0053 | U | | < 0.0029 | U | | < 0.0098 | U | | < 0.0049 | U | |
| VMP-43 | 10 | VMP-43-10-042825-DUP | 4/28/2025 | < 0.0075 | U | | < 0.0059 | U | | < 0.0054 | U | | < 0.0054 | U | | < 0.0051 | U | | < 0.0028 | U | | < 0.0096 | J | U | < 0.0048 | U | |
| VMP-43 | 10 | VMP-43-10-072525 | 7/25/2025 | < 0.0076 | U | | < 0.0060 | U | | < 0.0055 | U | | < 0.0055 | U | | < 0.0052 | U | | < 0.0028 | U | | < 0.0097 | U | | < 0.0048 | U | |
| VMP-43 | 10 | VMP-43-10-102825 | 10/28/2025 | < 0.0068 | U | | < 0.0054 | U | | < 0.0049 | U | | < 0.0049 | U | | < 0.0047 | U | | < 0.0026 | U | | < 0.0087 | U | | < 0.0043 | U | |
| VMP-43 | 10 | VMP-43-10-102825-DUP | 10/28/2025 | < 0.0066 | U | | < 0.0052 | U | | < 0.0048 | U | | < 0.0048 | U | | < 0.0046 | U | | < 0.0025 | U | | < 0.0085 | U | | < 0.0042 | U | |

# TABLE 5
## HISTORICAL SUMMARY OF SOIL VAPOR ANALYTICAL DETECTIONS AND SCREENING RESULTS: VILLAGE - VOCS

| | | | | Tetrachloroethene | | | Trichloroethene | | | 1,2,4-Trimethylbenzene | | | 1,3,5-Trimethylbenzene | | | 2,2,4-Trimethylpentane | | | Vinyl Chloride | | | m,p-Xylene | | | o-Xylene | | |
|---|---|---|---|---|---|---|---|---|---|---|---|---|---|---|---|---|---|---|---|---|---|---|---|---|---|---|---|
| Residential Screening Criteria (mg/m$^3$) | | | | 0.55 | | | 1.5 | | | | | | | | | | | | 0.29 | | | 130 | | | 120 | | |
| Location | Depth (ft bgs) | Sample ID | Sample Date | Result (mg/m$^3$) | Lab Quals | AECOM Quals | Result (mg/m$^3$) | Lab Quals | AECOM Quals | Result (mg/m$^3$) | Lab Quals | AECOM Quals | Result (mg/m$^3$) | Lab Quals | AECOM Quals | Result (mg/m$^3$) | Lab Quals | AECOM Quals | Result (mg/m$^3$) | Lab Quals | AECOM Quals | Result (mg/m$^3$) | Lab Quals | AECOM Quals | Result (mg/m$^3$) | Lab Quals | AECOM Quals |
| VMP-43 | 20 | VMP-43-20-020625 | 2/6/2025 | < 0.0067 | U | | < 0.0053 | U | | < 0.0048 | U | | < 0.0048 | U | | < 0.0046 | U | | < 0.0025 | U | | < 0.0086 | U | | < 0.0043 | U | |
| VMP-43 | 20 | VMP-43-20-042825 | 4/28/2025 | < 0.0071 | U | | < 0.0056 | U | | < 0.0051 | U | | < 0.0051 | U | | < 0.0049 | U | | < 0.0027 | U | | < 0.0091 | U | | < 0.0045 | U | |
| VMP-43 | 20 | VMP-43-20-072925 | 7/29/2025 | < 0.0072 | U | | < 0.0058 | U | | < 0.0052 | U | | < 0.0053 | U | | < 0.0050 | U | | < 0.0027 | U | | < 0.0093 | U | | < 0.0046 | U | |
| VMP-43 | 20 | VMP-43-20-102825 | 10/28/2025 | < 0.0072 | U | | < 0.0057 | U | | < 0.0052 | U | | < 0.0052 | U | | < 0.0050 | U | | < 0.0027 | U | | < 0.0092 | U | | < 0.0046 | U | |
| VMP-43 | 30 | VMP-43-30-020625 | 2/6/2025 | < 0.0065 | U | | < 0.0051 | U | | < 0.0047 | U | | < 0.0047 | U | | < 0.0045 | U | | < 0.0024 | U | | < 0.0083 | U | | < 0.0041 | U | |
| VMP-43 | 30 | VMP-43-30-042825 | 4/28/2025 | < 0.0075 | U | | < 0.0059 | U | | < 0.0054 | U | | < 0.0054 | U | | **0.0032** | J | | < 0.0028 | U | | < 0.0096 | U | | < 0.0048 | U | |
| VMP-43 | 30 | VMP-43-30-072925 | 7/29/2025 | < 0.0073 | U | | < 0.0058 | U | | < 0.0053 | U | | < 0.0053 | U | | < 0.0050 | U | | < 0.0027 | U | | < 0.0093 | U | | < 0.0047 | U | |
| VMP-43 | 30 | VMP-43-30-102825 | 10/28/2025 | < 0.0068 | U | | < 0.0054 | U | | < 0.0049 | U | | < 0.0049 | U | | **0.012** | | | < 0.0026 | U | | < 0.0087 | U | | < 0.0044 | U | |
| VMP-45 | 10 | VMP-45-10-020525 | 2/5/2025 | < 0.0063 | U | | < 0.0050 | U | | < 0.0046 | U | | < 0.0046 | U | | < 0.0044 | U | | < 0.0024 | U | | < 0.0081 | U | | < 0.0041 | U | |
| VMP-45 | 10 | VMP-45-10-042825 | 4/28/2025 | < 0.0068 | U | | < 0.0054 | U | | < 0.0050 | U | | < 0.0050 | U | | < 0.0047 | U | | < 0.0026 | U | | **0.014** | | | **0.0021** | J | |
| VMP-45 | 10 | VMP-45-10-072425 | 7/24/2025 | < 0.0070 | U | | < 0.0055 | U | | < 0.0051 | U | | < 0.0051 | U | | < 0.0048 | U | | < 0.0026 | U | | < 0.0089 | U | | < 0.0045 | U | |
| VMP-45 | 10 | VMP-45-10-072425-DUP | 7/24/2025 | < 0.0073 | U | | < 0.0058 | U | | < 0.0053 | U | | < 0.0053 | U | | < 0.0050 | U | | < 0.0027 | U | | < 0.0093 | U | | < 0.0047 | U | |
| VMP-45 | 10 | VMP-45-10-103125 | 10/31/2025 | < 0.0075 | U | | < 0.0060 | U | | < 0.0054 | U | | < 0.0054 | U | | < 0.0052 | U | | < 0.0028 | U | | < 0.0096 | U | | < 0.0048 | U | |
| VMP-45 | 20 | VMP-45-20-020525 | 2/5/2025 | < 0.0063 | U | | < 0.0050 | U | | < 0.0046 | U | | < 0.0046 | U | | < 0.0044 | U | | < 0.0024 | U | | < 0.0081 | U | | < 0.0041 | U | |
| VMP-45 | 20 | VMP-45-20-020525-DUP | 2/5/2025 | < 0.0063 | U | | < 0.0050 | U | | < 0.0046 | U | | < 0.0046 | U | | < 0.0044 | U | | < 0.0024 | U | | < 0.0081 | U | | < 0.0041 | U | |
| VMP-45 | 20 | VMP-45-20-042825 | 4/28/2025 | < 0.0066 | U | | < 0.0052 | U | | < 0.0048 | U | | < 0.0048 | U | | < 0.0046 | U | | < 0.0025 | U | | **0.0026** | J | | < 0.0042 | U | |
| VMP-45 | 20 | VMP-45-20-072425 | 7/24/2025 | < 0.0074 | U | | **0.0031** | J | | < 0.0054 | U | | < 0.0054 | U | | < 0.0051 | U | | < 0.0028 | U | | < 0.0095 | U | | < 0.0048 | U | |
| VMP-45 | 20 | VMP-45-20-103125 | 10/31/2025 | < 0.0072 | U | | < 0.0058 | U | | < 0.0052 | U | | < 0.0053 | U | | < 0.0050 | U | | < 0.0027 | U | | < 0.0093 | U | | < 0.0046 | U | |
| VMP-45 | 30 | VMP-45-30-020525 | 2/5/2025 | < 0.0063 | U | | < 0.0050 | U | | < 0.0046 | U | | < 0.0046 | U | | < 0.0044 | U | | < 0.0024 | U | | < 0.0081 | U | | < 0.0041 | U | |
| VMP-45 | 30 | VMP-45-30-042825 | 4/28/2025 | < 0.0072 | U | | < 0.0057 | U | | < 0.0052 | U | | < 0.0052 | U | | < 0.0050 | U | | < 0.0027 | U | | **0.018** | | | **0.0025** | J | |
| VMP-45 | 30 | VMP-45-30-072425 | 7/24/2025 | < 0.0073 | U | | < 0.0058 | U | | < 0.0053 | U | | < 0.0053 | U | | < 0.0050 | U | | < 0.0028 | U | | < 0.0094 | U | | < 0.0047 | U | |
| VMP-45 | 30 | VMP-45-30-103125 | 10/31/2025 | < 0.0070 | U | | < 0.0055 | U | | < 0.0050 | U | | < 0.0050 | U | | < 0.0048 | U | | < 0.0026 | U | | < 0.0089 | U | | < 0.0044 | U | |
| VMP-47 | 5 | VMP-47-5-032125 | 3/21/2025 | < 0.0072 | U | | < 0.0058 | U | | < 0.0052 | U | | < 0.0053 | U | | < 0.0050 | U | | < 0.0027 | U | | < 0.0093 | U | | < 0.0046 | U | |
| VMP-47 | 5 | VMP-47-5-053025 | 5/30/2025 | < 0.0073 | U | | < 0.0058 | U | | < 0.0053 | U | | < 0.0053 | U | | < 0.0050 | U | | < 0.0027 | U | | < 0.0093 | U | | < 0.0047 | U | |
| VMP-47 | 5 | VMP-47-5-072125 | 7/21/2025 | **0.0030** | J | | < 0.0055 | U | | < 0.0051 | U | | < 0.0051 | U | | < 0.0048 | U | | < 0.0026 | U | | < 0.0089 | U | | < 0.0045 | U | |
| VMP-47 | 5 | VMP-47-5-072125-DUP | 7/21/2025 | < 0.0072 | U | | < 0.0058 | U | | < 0.0052 | U | | < 0.0053 | U | | < 0.0050 | U | | < 0.0027 | U | | < 0.0093 | U | | < 0.0046 | U | |
| VMP-47 | 5 | VMP-47-5-103125 | 10/31/2025 | < 0.0072 | U | | < 0.0058 | U | | < 0.0052 | U | | < 0.0053 | U | | < 0.0050 | U | | < 0.0027 | U | | < 0.0093 | U | | < 0.0046 | U | |
| VMP-47 | 10 | VMP-47-10-020325 | 2/3/2025 | < 0.0068 | U | | < 0.0054 | U | | < 0.0050 | U | | < 0.0050 | U | | < 0.0047 | U | | < 0.0026 | U | | < 0.0088 | U | | < 0.0044 | U | |
| VMP-47 | 10 | VMP-47-10-042525 | 4/25/2025 | **0.02** | | | < 0.0058 | U | | < 0.0052 | U | | < 0.0053 | U | | < 0.0050 | U | | < 0.0027 | U | | < 0.0093 | U | | < 0.0046 | U | |
| VMP-47 | 10 | VMP-47-10-072125 | 7/21/2025 | < 0.0074 | U | | **0.0099** | | | < 0.0054 | U | | < 0.0054 | U | | < 0.0051 | U | | < 0.0028 | U | | < 0.0095 | U | | < 0.0048 | U | |
| VMP-47 | 10 | VMP-47-10-103125 | 10/31/2025 | < 0.0071 | U | | < 0.0056 | U | | < 0.0051 | U | | < 0.0051 | U | | < 0.0049 | U | | < 0.0027 | U | | < 0.0091 | U | | < 0.0045 | U | |
| VMP-47 | 20 | VMP-47-20-020325 | 2/3/2025 | < 0.0072 | U | | < 0.0057 | U | | < 0.0052 | U | | < 0.0052 | U | | < 0.0050 | U | | < 0.0027 | U | | < 0.0092 | U | | < 0.0046 | U | |
| VMP-47 | 20 | VMP-47-20-053025 | 5/30/2025 | < 0.0068 | U | | < 0.0054 | U | | < 0.0050 | U | | < 0.0050 | U | | < 0.0047 | U | | < 0.0026 | U | | < 0.0088 | U | | < 0.0044 | U | |
| VMP-47 | 20 | VMP-47-20-072125 | 7/21/2025 | < 0.0074 | U | | **0.00087** | J | | < 0.0054 | U | | < 0.0054 | U | | < 0.0051 | U | | < 0.0028 | U | | < 0.0095 | U | | < 0.0048 | U | |
| VMP-47 | 20 | VMP-47-20-103125 | 10/31/2025 | < 0.0069 | U | | < 0.0055 | U | | < 0.0050 | U | | < 0.0050 | U | | **0.0020** | J | | < 0.0026 | U | | < 0.0088 | U | | < 0.0044 | U | |
| VMP-47 | 30 | VMP-47-30-020325 | 2/3/2025 | < 0.0072 | U | | < 0.0058 | U | | < 0.0052 | U | | < 0.0053 | U | | < 0.0050 | U | | < 0.0027 | U | | < 0.0093 | U | | < 0.0046 | U | |
| VMP-47 | 30 | VMP-47-30-042525 | 4/25/2025 | < 0.0074 | U | | < 0.0058 | U | | < 0.0054 | U | | < 0.0054 | U | | < 0.0051 | U | | < 0.0028 | U | | < 0.0095 | U | | < 0.0047 | U | |
| VMP-47 | 30 | VMP-47-30-072125 | 7/21/2025 | **0.0037** | J | | **0.0018** | J | | < 0.0048 | U | | < 0.0048 | U | | < 0.0045 | U | | < 0.0025 | U | | < 0.0084 | U | | < 0.0042 | U | |
| VMP-47 | 30 | VMP-47-30-103125 | 10/31/2025 | **0.0033** | J | | < 0.0058 | U | | < 0.0053 | U | | < 0.0053 | U | | < 0.0050 | U | | < 0.0028 | U | | < 0.0094 | U | | < 0.0047 | U | |
| VMP-48 | 5 | VMP-48-5-021025 | 2/10/2025 | < 0.0069 | U | | < 0.0054 | U | | < 0.0050 | U | | < 0.0050 | U | | < 0.0047 | U | | < 0.0026 | U | | < 0.0088 | U | | < 0.0044 | U | |
| VMP-48 | 5 | VMP-48-5-050225 | 5/2/2025 | **0.0049** | J | | < 0.0059 | U | | < 0.0054 | U | | < 0.0054 | U | | < 0.0052 | U | | < 0.0028 | U | | < 0.0096 | U | | < 0.0048 | U | |
| VMP-48 | 5 | VMP-48-5-050225-DUP | 5/2/2025 | < 0.0073 | U | | < 0.0058 | U | | < 0.0053 | U | | < 0.0053 | U | | < 0.0050 | U | | < 0.0028 | U | | < 0.0094 | U | | < 0.0047 | U | |
| VMP-48 | 5 | VMP-48-5-073025 | 7/30/2025 | < 0.0078 | U | | < 0.0062 | U | | < 0.0057 | U | | < 0.0057 | U | | < 0.0054 | U | | < 0.0030 | U | | < 0.01 | U | | < 0.0050 | U | |
| VMP-48 | 5 | VMP-48-5-110425 | 11/4/2025 | < 0.0070 | U | | < 0.0056 | U | | < 0.0051 | U | | < 0.0051 | U | | < 0.0048 | U | | < 0.0026 | U | | < 0.0090 | U | | < 0.0045 | U | |
| VMP-48 | 10 | VMP-48-10-021025 | 2/10/2025 | < 0.0065 | U | | < 0.0052 | U | | < 0.0047 | U | | < 0.0047 | U | | **0.033** | | | < 0.0024 | U | | < 0.0083 | U | | < 0.0042 | U | |
| VMP-48 | 10 | VMP-48-10-050225 | 5/2/2025 | **0.0046** | J | | < 0.0055 | U | | < 0.0051 | U | | < 0.0051 | U | | < 0.0048 | U | | < 0.0026 | U | | < 0.0089 | U | | < 0.0045 | U | |
| VMP-48 | 10 | VMP-48-10-073025 | 7/30/2025 | < 0.0079 | U | | < 0.0062 | U | | < 0.0057 | U | | < 0.0057 | U | | < 0.0054 | U | | < 0.0030 | U | | < 0.01 | U | | < 0.0050 | U | |
| VMP-48 | 10 | VMP-48-10-110425 | 11/4/2025 | < 0.0072 | U | | < 0.0058 | U | | < 0.0052 | U | | < 0.0053 | U | | < 0.0050 | U | | < 0.0027 | U | | < 0.0093 | U | | < 0.0046 | U | |
| VMP-48 | 20 | VMP-48-20-021025 | 2/10/2025 | < 0.0074 | U | | < 0.0058 | U | | < 0.0053 | U | | < 0.0053 | U | | < 0.0051 | U | | < 0.0028 | U | | < 0.0094 | U | | < 0.0047 | U | |
| VMP-48 | 20 | VMP-48-20-110425 | 11/4/2025 | < 0.0072 | U | | < 0.0057 | U | | < 0.0052 | U | | < 0.0052 | U | | < 0.0049 | U | | < 0.0027 | U | | < 0.0092 | U | | < 0.0046 | U | |
| VMP-48 | 30 | VMP-48-30-021025 | 2/10/2025 | < 0.0070 | U | | < 0.0055 | U | | < 0.0051 | U | | < 0.0051 | U | | < 0.0048 | U | | < 0.0026 | U | | < 0.0089 | U | | < 0.0045 | U | |
| VMP-48 | 30 | VMP-48-30-050225 | 5/2/2025 | < 0.0074 | U | | < 0.0058 | U | | < 0.0053 | U | | < 0.0053 | U | | **0.0036** | J | | < 0.0028 | U | | < 0.0094 | U | | < 0.0047 | U | |
| VMP-48 | 30 | VMP-48-30-073025 | 7/30/2025 | < 0.0074 | U | | < 0.0058 | U | | < 0.0053 | U | | < 0.0053 | U | | < 0.0051 | U | | < 0.0028 | U | | < 0.0094 | U | | < 0.0047 | U | |
| VMP-48 | 30 | VMP-48-30-110425 | 11/4/2025 | < 0.0076 | U | | < 0.0060 | U | | < 0.0055 | U | | < 0.0055 | U | | < 0.0052 | U | | < 0.0028 | U | | < 0.0097 | U | | < 0.0048 | U | |

# TABLE 5
## HISTORICAL SUMMARY OF SOIL VAPOR ANALYTICAL DETECTIONS AND SCREENING RESULTS: VILLAGE - VOCS

| | | | | Tetrachloroethene | | | Trichloroethene | | | 1,2,4-Trimethylbenzene | | | 1,3,5-Trimethylbenzene | | | 2,2,4-Trimethylpentane | | | Vinyl Chloride | | | m,p-Xylene | | | o-Xylene | | |
|---|---|---|---|---|---|---|---|---|---|---|---|---|---|---|---|---|---|---|---|---|---|---|---|---|---|---|---|
| Residential Screening Criteria (mg/m$^3$) | | | | 0.55 | | | 1.5 | | | | | | | | | | | | 0.29 | | | 130 | | | 120 | | |
| Location | Depth (ft bgs) | Sample ID | Sample Date | Result (mg/m$^3$) | Lab Quals | AECOM Quals | Result (mg/m$^3$) | Lab Quals | AECOM Quals | Result (mg/m$^3$) | Lab Quals | AECOM Quals | Result (mg/m$^3$) | Lab Quals | AECOM Quals | Result (mg/m$^3$) | Lab Quals | AECOM Quals | Result (mg/m$^3$) | Lab Quals | AECOM Quals | Result (mg/m$^3$) | Lab Quals | AECOM Quals | Result (mg/m$^3$) | Lab Quals | AECOM Quals |
| VMP-49 | 5 | VMP-49-5-021125 | 2/11/2025 | < 0.013 | U | | < 0.01 | U | | < 0.0095 | U | | < 0.0095 | U | | < 0.0090 | U | | < 0.0049 | U | | < 0.017 | U | | < 0.0084 | U | |
| VMP-49 | 5 | VMP-49-5-043025 | 4/30/2025 | < 0.0076 | U | | < 0.0060 | U | | < 0.0055 | U | | < 0.0055 | U | | < 0.0052 | U | | < 0.0029 | U | | < 0.0097 | U | | < 0.0049 | U | |
| VMP-49 | 5 | VMP-49-5-072425 | 7/24/2025 | < 0.0073 | U | | < 0.0058 | U | | < 0.0053 | U | | < 0.0053 | U | | < 0.0050 | U | | < 0.0028 | U | | < 0.0094 | U | | < 0.0047 | U | |
| VMP-49 | 5 | VMP-49-5-072425-DUP | 7/24/2025 | < 0.0074 | U | | < 0.0059 | U | | < 0.0054 | U | | < 0.0054 | U | | < 0.0051 | U | | < 0.0028 | U | | < 0.0095 | U | | < 0.0048 | U | |
| VMP-49 | 5 | VMP-49-5-110725 | 11/7/2025 | < 0.0080 | U | | < 0.0063 | U | | < 0.0058 | U | | < 0.0058 | U | | < 0.0055 | U | | < 0.0030 | U | | < 0.01 | U | | < 0.0051 | U | |
| VMP-49 | 10 | VMP-49-10-021125 | 2/11/2025 | < 0.0068 | U | | < 0.0054 | U | | < 0.0050 | U | | < 0.0050 | U | | < 0.0047 | U | | < 0.0026 | U | | < 0.0088 | U | | < 0.0044 | U | |
| VMP-49 | 10 | VMP-49-10-043025 | 4/30/2025 | < 0.0076 | U | | < 0.0060 | U | | < 0.0055 | U | | < 0.0055 | U | | < 0.0052 | U | | < 0.0029 | U | | < 0.0097 | U | | < 0.0049 | U | |
| VMP-49 | 10 | VMP-49-10-072525 | 7/25/2025 | < 0.0073 | U | | < 0.0058 | U | | < 0.0053 | U | | < 0.0053 | U | | < 0.0050 | U | | < 0.0027 | U | | < 0.0093 | U | | < 0.0047 | U | |
| VMP-49 | 10 | VMP-49-10-110725 | 11/7/2025 | **0.0032** | J | | < 0.0059 | U | | < 0.0054 | U | | < 0.0054 | U | | < 0.0051 | U | | < 0.0028 | U | | < 0.0096 | U | | < 0.0048 | U | |
| VMP-49 | 20 | VMP-49-20-021125 | 2/11/2025 | < 0.018 | U | | < 0.014 | U | | < 0.013 | U | | < 0.013 | U | | < 0.012 | U | | < 0.0066 | U | | < 0.022 | U | | < 0.011 | U | |
| VMP-49 | 20 | VMP-49-20-043025 | 4/30/2025 | < 0.0073 | U | | < 0.0058 | U | | < 0.0053 | U | | < 0.0053 | U | | < 0.0050 | U | | < 0.0028 | U | | < 0.0094 | U | | < 0.0047 | U | |
| VMP-49 | 20 | VMP-49-20-072525 | 7/25/2025 | < 0.0074 | U | | < 0.0059 | U | | < 0.0054 | U | | < 0.0054 | U | | < 0.0051 | U | | < 0.0028 | U | | < 0.0095 | U | | < 0.0048 | U | |
| VMP-49 | 20 | VMP-49-20-110725 | 11/7/2025 | < 0.0080 | U | | < 0.0063 | U | | < 0.0058 | U | | < 0.0058 | U | | < 0.0055 | U | | < 0.0030 | U | | < 0.01 | U | | < 0.0051 | U | |
| VMP-49 | 30 | VMP-49-30-021125 | 2/11/2025 | < 0.0063 | U | | < 0.0050 | U | | < 0.0046 | U | | < 0.0046 | U | | **0.029** | | | < 0.0024 | U | | < 0.0081 | U | | < 0.0041 | U | |
| VMP-49 | 30 | VMP-49-30-043025 | 4/30/2025 | < 0.0074 | U | | < 0.0058 | U | | < 0.0053 | U | | < 0.0053 | U | | < 0.0051 | U | | < 0.0028 | U | | < 0.0094 | U | | < 0.0047 | U | |
| VMP-49 | 30 | VMP-49-30-072525 | 7/25/2025 | < 0.0072 | U | | < 0.0058 | U | | < 0.0052 | U | | < 0.0053 | U | | < 0.0050 | U | | < 0.0027 | U | | < 0.0093 | U | | < 0.0046 | U | |
| VMP-49 | 30 | VMP-49-30-110725 | 11/7/2025 | < 0.0078 | U | | < 0.0062 | U | | < 0.0057 | U | | < 0.0057 | U | | < 0.0054 | U | | < 0.0030 | U | | < 0.01 | U | | < 0.0050 | U | |
| VMP-50 | 5 | VMP-50-5-021025 | 2/10/2025 | < 0.0066 | U | | < 0.0052 | U | | < 0.0048 | U | | < 0.0048 | U | | < 0.0046 | U | | < 0.0025 | U | | < 0.0085 | U | | < 0.0042 | U | |
| VMP-50 | 5 | VMP-50-5-043025 | 4/30/2025 | < 0.0076 | U | | < 0.0060 | U | | < 0.0055 | U | | < 0.0055 | U | | < 0.0052 | U | | < 0.0028 | U | | < 0.0097 | U | | < 0.0048 | U | |
| VMP-50 | 5 | VMP-50-5-073025 | 7/30/2025 | **0.0048** | J | | **0.00088** | J | | < 0.0054 | U | | < 0.0054 | U | | < 0.0052 | U | | < 0.0028 | U | | < 0.0096 | U | | < 0.0048 | U | |
| VMP-50 | 5 | VMP-50-5-073025-DUP | 7/30/2025 | **0.0051** | J | | < 0.0060 | U | | < 0.0055 | U | | < 0.0055 | U | | < 0.0052 | U | | < 0.0029 | U | | < 0.0098 | U | | < 0.0049 | U | |
| VMP-50 | 5 | VMP-50-5-110725 | 11/7/2025 | < 0.0077 | U | | < 0.0061 | U | | < 0.0056 | U | | < 0.0056 | U | | < 0.0053 | U | | < 0.0029 | U | | < 0.0098 | U | | < 0.0049 | U | |
| VMP-50 | 10 | VMP-50-10-021025 | 2/10/2025 | **0.0024** | J | | < 0.0054 | U | | **0.0032** | J | | < 0.0050 | U | | < 0.0047 | U | | < 0.0026 | U | | < 0.0088 | U | | < 0.0044 | U | |
| VMP-50 | 10 | VMP-50-10-043025 | 4/30/2025 | **0.0039** | J | | < 0.0059 | U | | < 0.0054 | U | | < 0.0054 | U | | < 0.0051 | U | | < 0.0028 | U | | < 0.0095 | U | | < 0.0048 | U | |
| VMP-50 | 10 | VMP-50-10-073025 | 7/30/2025 | **0.015** | | | < 0.0060 | U | | < 0.0055 | U | | < 0.0055 | U | | < 0.0052 | U | | < 0.0029 | U | | < 0.0098 | U | | < 0.0049 | U | |
| VMP-50 | 10 | VMP-50-10-110725 | 11/7/2025 | **0.0058** | J | | < 0.0058 | U | | < 0.0054 | U | | < 0.0054 | U | | < 0.0051 | U | | < 0.0028 | U | | < 0.0095 | U | | < 0.0047 | U | |
| VMP-50 | 20 | VMP-50-20-021025 | 2/10/2025 | < 0.0070 | U | | < 0.0055 | U | | < 0.0050 | U | | < 0.0050 | U | | < 0.0048 | U | | < 0.0026 | U | | < 0.0089 | U | | < 0.0044 | U | |
| VMP-50 | 20 | VMP-50-20-043025 | 4/30/2025 | **0.0035** | J | | < 0.0058 | U | | < 0.0052 | U | | < 0.0053 | U | | < 0.0050 | U | | < 0.0027 | U | | < 0.0093 | U | | < 0.0046 | U | |
| VMP-50 | 20 | VMP-50-20-073025 | 7/30/2025 | **0.0099** | | | **0.0011** | J | | < 0.0054 | U | | < 0.0054 | U | | < 0.0051 | U | | < 0.0028 | U | | < 0.0096 | U | | < 0.0048 | U | |
| VMP-50 | 20 | VMP-50-20-110725 | 11/7/2025 | **0.0074** | | | < 0.0057 | U | | < 0.0052 | U | | < 0.0052 | U | | < 0.0050 | U | | < 0.0027 | U | | < 0.0092 | U | | < 0.0046 | U | |
| VMP-50 | 30 | VMP-50-30-021025 | 2/10/2025 | < 0.0072 | U | | < 0.0058 | U | | < 0.0052 | U | | < 0.0053 | U | | **0.1** | | | < 0.0027 | U | | < 0.0093 | U | | < 0.0046 | U | |
| VMP-50 | 30 | VMP-50-30-021025-DUP | 2/10/2025 | < 0.0067 | U | | < 0.0053 | U | | < 0.0049 | U | | < 0.0049 | U | | **0.1** | | | < 0.0025 | U | | < 0.0086 | U | | < 0.0043 | U | |
| VMP-50 | 30 | VMP-50-30-043025 | 4/30/2025 | < 0.0072 | U | | < 0.0057 | U | | < 0.0052 | U | | < 0.0052 | U | | **0.068** | | | < 0.0027 | U | | < 0.0092 | U | | < 0.0046 | U | |
| VMP-50 | 30 | VMP-50-30-073025 | 7/30/2025 | < 0.0092 | U | | < 0.0073 | U | | < 0.0067 | U | | < 0.0067 | U | | **0.057** | | | < 0.0035 | U | | < 0.012 | U | | < 0.0059 | U | |
| VMP-50 | 30 | VMP-50-30-110725 | 11/7/2025 | < 0.0069 | U | | < 0.0055 | U | | < 0.0050 | U | | < 0.0050 | U | | **0.077** | | | < 0.0026 | U | | < 0.0088 | U | | < 0.0044 | U | |
| VMP-51 | 5 | VMP-51-5-020525 | 2/5/2025 | < 0.0063 | U | | < 0.0050 | U | | < 0.0046 | U | | < 0.0046 | U | | < 0.0044 | U | | < 0.0024 | U | | < 0.0081 | U | | < 0.0041 | U | |
| VMP-51 | 5 | VMP-51-5-042925 | 4/29/2025 | < 0.0071 | U | | < 0.0056 | U | | < 0.0051 | U | | < 0.0051 | U | | < 0.0049 | U | | < 0.0027 | U | | < 0.0091 | U | | < 0.0045 | U | |
| VMP-51 | 5 | VMP-51-5-072325 | 7/23/2025 | < 0.0073 | U | | < 0.0058 | U | | < 0.0053 | U | | < 0.0053 | U | | < 0.0050 | U | | < 0.0028 | U | | < 0.0094 | U | | < 0.0047 | U | |
| VMP-51 | 5 | VMP-51-5-110625 | 11/6/2025 | < 0.0072 | U | | < 0.0057 | U | | < 0.0052 | U | | < 0.0052 | U | | < 0.0050 | U | | < 0.0027 | U | | < 0.0092 | U | | < 0.0046 | U | |
| VMP-51 | 10 | VMP-51-10-020525 | 2/5/2025 | < 0.0061 | U | | < 0.0048 | U | | < 0.0044 | U | | < 0.0044 | U | | < 0.0042 | U | | < 0.0023 | U | | < 0.0078 | U | | < 0.0039 | U | |
| VMP-51 | 10 | VMP-51-10-042925 | 4/29/2025 | **0.0038** | J | | < 0.0055 | U | | < 0.0050 | U | | < 0.0050 | U | | < 0.0048 | U | | < 0.0026 | U | | < 0.0089 | U | | < 0.0044 | U | |
| VMP-51 | 10 | VMP-51-10-072325 | 7/23/2025 | **0.0040** | J | | < 0.0059 | U | | < 0.0054 | U | | < 0.0054 | U | | < 0.0051 | U | | < 0.0028 | U | | < 0.0095 | U | | < 0.0048 | U | |
| VMP-51 | 10 | VMP-51-10-110625 | 11/6/2025 | **0.0038** | J | | < 0.0057 | U | | < 0.0052 | U | | < 0.0052 | U | | < 0.0049 | U | | < 0.0027 | U | | < 0.0092 | U | | < 0.0046 | U | |
| VMP-51 | 20 | VMP-51-20-020525 | 2/5/2025 | < 0.0063 | U | | < 0.0050 | U | | < 0.0046 | U | | < 0.0046 | U | | < 0.0044 | U | | < 0.0024 | U | | < 0.0081 | U | | < 0.0041 | U | |
| VMP-51 | 20 | VMP-51-20-042925 | 4/29/2025 | < 0.0072 | U | | < 0.0057 | U | | < 0.0052 | U | | < 0.0052 | U | | < 0.0050 | U | | < 0.0027 | U | | < 0.0092 | U | | < 0.0046 | U | |
| VMP-51 | 20 | VMP-51-20-042925-DUP | 4/29/2025 | < 0.0069 | U | | < 0.0055 | U | | < 0.0050 | U | | < 0.0050 | U | | < 0.0048 | U | | < 0.0026 | U | | < 0.0088 | U | | < 0.0044 | U | |
| VMP-51 | 20 | VMP-51-20-072425 | 7/24/2025 | < 0.0071 | U | | < 0.0056 | U | | < 0.0052 | U | | < 0.0052 | U | | < 0.0049 | U | | < 0.0027 | U | | < 0.0091 | U | | < 0.0046 | U | |
| VMP-51 | 20 | VMP-51-20-110625 | 11/6/2025 | < 0.0074 | U | | < 0.0058 | U | | < 0.0054 | U | | < 0.0054 | U | | < 0.0051 | U | | < 0.0028 | U | | < 0.0095 | U | | < 0.0047 | U | |
| VMP-51 | 30 | VMP-51-30-020525 | 2/5/2025 | < 0.0064 | U | | < 0.0051 | U | | < 0.0047 | U | | < 0.0047 | U | | < 0.0044 | U | | < 0.0024 | U | | < 0.0082 | U | | < 0.0041 | U | |
| VMP-51 | 30 | VMP-51-30-042925 | 4/29/2025 | < 0.0072 | U | | < 0.0058 | U | | < 0.0052 | U | | < 0.0053 | U | | < 0.0050 | U | | < 0.0027 | U | | < 0.0093 | U | | < 0.0046 | U | |
| VMP-51 | 30 | VMP-51-30-072425 | 7/24/2025 | < 0.0070 | U | | < 0.0055 | U | | < 0.0051 | U | | < 0.0051 | U | | < 0.0048 | U | | < 0.0026 | U | | < 0.0089 | U | | < 0.0045 | U | |
| VMP-51 | 30 | VMP-51-30-110625 | 11/6/2025 | < 0.0077 | U | | < 0.0061 | U | | < 0.0056 | U | | < 0.0056 | U | | < 0.0053 | U | | < 0.0029 | U | | < 0.0098 | U | | < 0.0049 | U | |
| VMP-51 | 30 | VMP-51-30-110625-DUP | 11/6/2025 | < 0.0077 | U | | < 0.0061 | U | | < 0.0056 | U | | < 0.0056 | U | | < 0.0053 | U | | < 0.0029 | U | | < 0.0098 | U | | < 0.0049 | U | |
| VMP-52 | 5 | VMP-52-5-020625 | 2/6/2025 | < 0.0065 | U | | < 0.0052 | U | | < 0.0047 | U | | < 0.0047 | U | | < 0.0045 | U | | < 0.0024 | U | | < 0.0083 | U | | < 0.0042 | U | |
| VMP-52 | 5 | VMP-52-5-042925 | 4/29/2025 | < 0.0074 | U | | < 0.0059 | U | | < 0.0054 | U | | < 0.0054 | U | | < 0.0051 | U | | < 0.0028 | U | | < 0.0095 | U | | < 0.0048 | U | |
| VMP-52 | 5 | VMP-52-5-072925 | 7/29/2025 | < 0.0072 | U | | < 0.0057 | U | | < 0.0052 | U | | < 0.0052 | U | | < 0.0049 | U | | < 0.0027 | U | | < 0.0092 | U | | < 0.0046 | U | |
| VMP-52 | 5 | VMP-52-5-110425 | 11/4/2025 | < 0.0080 | U | | < 0.0064 | U | | < 0.0058 | U | | < 0.0058 | U | | < 0.0055 | U | | < 0.0030 | U | | < 0.01 | U | | < 0.0051 | U | |

# TABLE 5
## HISTORICAL SUMMARY OF SOIL VAPOR ANALYTICAL DETECTIONS AND SCREENING RESULTS: VILLAGE - VOCS

| | | | | Tetrachloroethene | | | Trichloroethene | | | 1,2,4-Trimethylbenzene | | | 1,3,5-Trimethylbenzene | | | 2,2,4-Trimethylpentane | | | Vinyl Chloride | | | m,p-Xylene | | | o-Xylene | | |
|---|---|---|---|---|---|---|---|---|---|---|---|---|---|---|---|---|---|---|---|---|---|---|---|---|---|---|---|
| Residential Screening Criteria (mg/m$^3$) | | | | 0.55 | | | 1.5 | | | | | | | | | | | | 0.29 | | | 130 | | | 120 | | |
| Location | Depth (ft bgs) | Sample ID | Sample Date | Result (mg/m$^3$) | Lab Quals | AECOM Quals | Result (mg/m$^3$) | Lab Quals | AECOM Quals | Result (mg/m$^3$) | Lab Quals | AECOM Quals | Result (mg/m$^3$) | Lab Quals | AECOM Quals | Result (mg/m$^3$) | Lab Quals | AECOM Quals | Result (mg/m$^3$) | Lab Quals | AECOM Quals | Result (mg/m$^3$) | Lab Quals | AECOM Quals | Result (mg/m$^3$) | Lab Quals | AECOM Quals |
| VMP-52 | 10 | VMP-52-10-020625 | 2/6/2025 | < 0.0070 | U | | < 0.0055 | U | | < 0.0051 | U | | < 0.0051 | U | | < 0.0048 | U | | < 0.0026 | U | | < 0.0089 | U | | < 0.0045 | U | |
| VMP-52 | 10 | VMP-52-10-042925 | 4/29/2025 | < 0.0072 | U | | < 0.0057 | U | | < 0.0052 | U | | < 0.0052 | U | | < 0.0050 | U | | < 0.0027 | U | | < 0.0092 | U | | < 0.0046 | U | |
| VMP-52 | 10 | VMP-52-10-072925 | 7/29/2025 | **0.0041** | J | | < 0.0057 | U | | < 0.0052 | U | | < 0.0052 | U | | < 0.0049 | U | | < 0.0027 | U | | < 0.0092 | U | | < 0.0046 | U | |
| VMP-52 | 10 | VMP-52-10-110425 | 11/4/2025 | < 0.0078 | U | | < 0.0062 | U | | < 0.0057 | U | | < 0.0057 | U | | < 0.0054 | U | | < 0.0030 | U | | < 0.01 | U | | < 0.0050 | U | |
| VMP-52 | 20 | VMP-52-20-020625 | 2/6/2025 | < 0.0069 | U | | < 0.0054 | U | | < 0.0050 | U | | < 0.0050 | U | | < 0.0047 | U | | < 0.0026 | U | | < 0.0088 | U | | < 0.0044 | U | |
| VMP-52 | 20 | VMP-52-20-042925-DUP | 4/29/2025 | < 0.0072 | U | | < 0.0057 | U | | < 0.0052 | U | | < 0.0052 | U | | < 0.0050 | U | | < 0.0027 | U | | < 0.0092 | U | | < 0.0046 | U | |
| VMP-52 | 20 | VMP-52-20-072925 | 7/29/2025 | < 0.0075 | U | | < 0.0060 | U | | < 0.0054 | U | | < 0.0054 | U | | < 0.0052 | U | | < 0.0028 | U | | < 0.0096 | U | | < 0.0048 | U | |
| VMP-52 | 20 | VMP-52-20-110425 | 11/4/2025 | < 0.0078 | U | | < 0.0062 | U | | < 0.0057 | U | | < 0.0057 | U | | < 0.0054 | U | | < 0.0030 | U | | < 0.01 | U | | < 0.0050 | U | |
| VMP-52 | 30 | VMP-52-30-020625 | 2/6/2025 | < 0.0070 | U | | < 0.0055 | U | | < 0.0051 | U | | < 0.0051 | U | | < 0.0048 | U | | < 0.0026 | U | | < 0.0089 | U | | < 0.0045 | U | |
| VMP-52 | 30 | VMP-52-30-042925 | 4/29/2025 | **0.0088** | | | < 0.0058 | U | | < 0.0053 | U | | < 0.0053 | U | | < 0.0050 | U | | < 0.0027 | U | | < 0.0093 | U | | < 0.0047 | U | |
| VMP-52 | 30 | VMP-52-30-072925 | 7/29/2025 | < 0.0076 | U | | < 0.0060 | U | | < 0.0055 | U | | < 0.0055 | U | | < 0.0052 | U | | < 0.0028 | U | | < 0.0097 | U | | < 0.0048 | U | |
| VMP-52 | 30 | VMP-52-30-110425 | 11/4/2025 | < 0.0072 | U | | < 0.0058 | U | | < 0.0052 | U | | < 0.0053 | U | | < 0.0050 | U | | < 0.0027 | U | | < 0.0093 | U | | < 0.0046 | U | |
| VMP-53 | 5 | VMP-53-5-013125 | 1/31/2025 | < 0.0072 | U | | < 0.0057 | U | | < 0.0052 | U | | < 0.0052 | U | | < 0.0050 | U | | < 0.0027 | U | | < 0.0092 | U | | < 0.0046 | U | |
| VMP-53 | 5 | VMP-53-5-042425 | 4/24/2025 | < 0.0075 | U | | < 0.0059 | U | | < 0.0054 | U | | < 0.0054 | U | | < 0.0052 | U | | < 0.0028 | U | | < 0.0096 | U | | < 0.0048 | U | |
| VMP-53 | 5 | VMP-53-5-071825 | 7/18/2025 | **0.0043** | J | | < 0.0060 | U | | < 0.0054 | U | | < 0.0054 | U | | **0.0028** | J | | < 0.0028 | U | | < 0.0096 | U | | < 0.0048 | U | |
| VMP-53 | 5 | VMP-53-5-102825 | 10/28/2025 | < 0.0070 | U | | < 0.0056 | U | | < 0.0051 | U | | < 0.0051 | U | | < 0.0048 | U | | < 0.0026 | U | | < 0.0090 | U | | < 0.0045 | U | |
| VMP-53 | 5 | VMP-53-5-102825-DUP | 10/28/2025 | < 0.0071 | U | | < 0.0056 | U | | < 0.0052 | U | | < 0.0052 | U | | < 0.0049 | U | | < 0.0027 | U | | < 0.0091 | U | | < 0.0046 | U | |
| VMP-53 | 10 | VMP-53-10-013125 | 1/31/2025 | < 0.0074 | U | | < 0.0059 | U | | < 0.0054 | U | | < 0.0054 | U | | < 0.0051 | U | | < 0.0028 | U | | < 0.0095 | U | | < 0.0048 | U | |
| VMP-53 | 10 | VMP-53-10-053025 | 5/30/2025 | < 0.0075 | U | | < 0.0059 | U | | < 0.0054 | U | | < 0.0054 | U | | < 0.0052 | U | | < 0.0028 | U | | < 0.0096 | U | | < 0.0048 | U | |
| VMP-53 | 10 | VMP-53-10-071825 | 7/18/2025 | < 0.0074 | U | | < 0.0058 | U | | < 0.0053 | U | | < 0.0053 | U | | < 0.0051 | U | | < 0.0028 | U | | < 0.0094 | U | | < 0.0047 | U | |
| VMP-53 | 10 | VMP-53-10-102825 | 10/28/2025 | < 0.0068 | U | | < 0.0054 | U | | < 0.0050 | U | | < 0.0050 | U | | < 0.0047 | U | | < 0.0026 | U | | < 0.0088 | U | | < 0.0044 | U | |
| VMP-53 | 20 | VMP-53-20-013125 | 1/31/2025 | < 0.0072 | U | | < 0.0058 | U | | < 0.0052 | U | | < 0.0053 | U | | < 0.0050 | U | | < 0.0027 | U | | < 0.0093 | U | | < 0.0046 | U | |
| VMP-53 | 20 | VMP-53-20-013125-DUP | 1/31/2025 | < 0.0071 | U | | < 0.0056 | U | | < 0.0052 | U | | < 0.0052 | U | | < 0.0049 | U | | < 0.0027 | U | | < 0.0091 | U | | < 0.0046 | U | |
| VMP-53 | 20 | VMP-53-20-042425 | 4/24/2025 | < 0.0076 | U | | < 0.0060 | U | | < 0.0055 | U | | < 0.0055 | U | | < 0.0052 | U | | < 0.0028 | U | | < 0.0097 | U | | < 0.0048 | U | |
| VMP-53 | 20 | VMP-53-20-071825 | 7/18/2025 | < 0.0070 | U | | < 0.0055 | U | | < 0.0050 | U | | < 0.0050 | U | | < 0.0048 | U | | < 0.0026 | U | | < 0.0089 | U | | < 0.0044 | U | |
| VMP-53 | 20 | VMP-53-20-102825 | 10/28/2025 | < 0.0070 | U | | < 0.0056 | U | | < 0.0051 | U | | < 0.0051 | U | | < 0.0048 | U | | < 0.0026 | U | | < 0.0090 | U | | < 0.0045 | U | |
| VMP-53 | 30 | VMP-53-30-013125 | 1/31/2025 | < 0.0075 | U | | < 0.0059 | U | | < 0.0054 | U | | < 0.0054 | U | | < 0.0051 | U | | < 0.0028 | U | | < 0.0096 | U | | < 0.0048 | U | |
| VMP-53 | 30 | VMP-53-30-042425 | 4/24/2025 | < 0.0073 | U | | < 0.0058 | U | | < 0.0053 | U | | < 0.0053 | U | | **0.0052** | | | < 0.0027 | U | | < 0.0093 | U | | < 0.0047 | U | |
| VMP-53 | 30 | VMP-53-30-071825 | 7/18/2025 | < 0.0077 | U | | < 0.0061 | U | | < 0.0056 | U | | < 0.0056 | U | | **0.0058** | | | < 0.0029 | U | | < 0.0099 | U | | < 0.0050 | U | |
| VMP-53 | 30 | VMP-53-30-121925 | 12/19/2025 | < 0.0068 | U | | < 0.0054 | U | | < 0.0049 | U | | **0.0020** | J | | < 0.0047 | U | | < 0.0026 | U | | < 0.0087 | U | | < 0.0044 | U | |
| VMP-54 | 5 | VMP-54-5-013125 | 1/31/2025 | < 0.0071 | U | | < 0.0056 | U | | < 0.0052 | U | | < 0.0052 | U | | < 0.0049 | U | | < 0.0027 | U | | < 0.0091 | U | | < 0.0046 | U | |
| VMP-54 | 5 | VMP-54-5-042425 | 4/24/2025 | < 0.0073 | U | | < 0.0058 | U | | < 0.0053 | U | | < 0.0053 | U | | < 0.0050 | U | | < 0.0028 | U | | < 0.0094 | U | | < 0.0047 | U | |
| VMP-54 | 5 | VMP-54-5-072125 | 7/21/2025 | **0.0049** | J | | < 0.0057 | U | | < 0.0052 | U | | < 0.0052 | U | | < 0.0050 | U | | < 0.0027 | U | | < 0.0092 | U | | < 0.0046 | U | |
| VMP-54 | 5 | VMP-54-5-102825 | 10/28/2025 | **0.0025** | J | | < 0.0056 | U | | < 0.0051 | U | | < 0.0051 | U | | < 0.0048 | U | | < 0.0026 | U | | < 0.0090 | U | | < 0.0045 | U | |
| VMP-54 | 10 | VMP-54-10-013125 | 1/31/2025 | < 0.0078 | U | | < 0.0062 | U | | < 0.0056 | U | | < 0.0056 | U | | < 0.0054 | U | | < 0.0029 | U | | < 0.01 | U | | < 0.0050 | U | |
| VMP-54 | 10 | VMP-54-10-042425 | 4/24/2025 | < 0.0072 | U | | < 0.0058 | U | | < 0.0052 | U | | < 0.0053 | U | | < 0.0050 | U | | < 0.0027 | U | | < 0.0093 | U | | < 0.0046 | U | |
| VMP-54 | 10 | VMP-54-10-072125 | 7/21/2025 | **0.0070** | J | | < 0.0057 | U | | < 0.0052 | U | | < 0.0052 | U | | < 0.0050 | U | | < 0.0027 | U | | < 0.0092 | U | | < 0.0046 | U | |
| VMP-54 | 10 | VMP-54-10-102825 | 10/28/2025 | **0.0028** | J | | < 0.0054 | U | | < 0.0050 | U | | < 0.0050 | U | | < 0.0047 | U | | < 0.0026 | U | | < 0.0088 | U | | < 0.0044 | U | |
| VMP-54 | 20 | VMP-54-20-013125 | 1/31/2025 | < 0.0069 | U | | < 0.0054 | U | | < 0.0050 | U | | < 0.0050 | U | | < 0.0047 | U | | < 0.0026 | U | | < 0.0088 | U | | < 0.0044 | U | |
| VMP-54 | 20 | VMP-54-20-042425 | 4/24/2025 | < 0.0077 | U | | < 0.0061 | U | | < 0.0056 | U | | < 0.0056 | U | | < 0.0053 | U | | < 0.0029 | U | | < 0.0098 | U | | < 0.0049 | U | |
| VMP-54 | 20 | VMP-54-20-072125 | 7/21/2025 | < 0.0076 | U | | < 0.0060 | U | | < 0.0055 | U | | < 0.0055 | U | | < 0.0052 | U | | < 0.0028 | U | | < 0.0097 | U | | < 0.0048 | U | |
| VMP-54 | 20 | VMP-54-20-102825 | 10/28/2025 | < 0.0071 | U | | < 0.0056 | U | | < 0.0051 | U | | < 0.0051 | U | | < 0.0049 | U | | < 0.0027 | U | | < 0.0091 | U | | < 0.0045 | U | |
| VMP-54 | 20 | VMP-54-20-102825-DUP | 10/28/2025 | **0.0024** | J | | < 0.0053 | U | | < 0.0049 | U | | < 0.0049 | U | | < 0.0046 | U | | < 0.0025 | U | | < 0.0086 | U | | < 0.0043 | U | |
| VMP-54 | 30 | VMP-54-30-013125 | 1/31/2025 | < 0.0070 | U | | < 0.0055 | U | | < 0.0050 | U | | < 0.0050 | U | | < 0.0048 | U | | < 0.0026 | U | | < 0.0089 | U | | < 0.0044 | U | |
| VMP-54 | 30 | VMP-54-30-042425 | 4/24/2025 | < 0.0075 | U | | < 0.0059 | U | | < 0.0054 | U | | < 0.0054 | U | | < 0.0052 | U | | < 0.0028 | U | | < 0.0096 | U | | < 0.0048 | U | |
| VMP-54 | 30 | VMP-54-30-072125 | 7/21/2025 | **0.0063** | J | | < 0.0056 | U | | < 0.0051 | U | | < 0.0051 | U | | < 0.0049 | U | | < 0.0027 | U | | < 0.0091 | U | | < 0.0045 | U | |
| VMP-54 | 30 | VMP-54-30-102825 | 10/28/2025 | < 0.0070 | U | | < 0.0056 | U | | < 0.0051 | U | | < 0.0051 | U | | < 0.0048 | U | | < 0.0026 | U | | < 0.0090 | U | | < 0.0045 | U | |
| VMP-56 | 10 | VMP-56-10-020725 | 2/7/2025 | < 0.0067 | U | | < 0.0053 | U | | < 0.0049 | U | | < 0.0049 | U | | < 0.0046 | U | | < 0.0025 | U | | < 0.0086 | U | | < 0.0043 | U | |
| VMP-56 | 10 | VMP-56-10-020725-DUP | 2/7/2025 | < 0.0069 | U | | < 0.0054 | U | | < 0.0050 | U | | < 0.0050 | U | | < 0.0047 | U | | < 0.0026 | U | | < 0.0088 | U | | < 0.0044 | U | |
| VMP-56 | 10 | VMP-56-10-050125 | 5/1/2025 | < 0.0072 | U | | < 0.0057 | U | | < 0.0052 | U | | < 0.0052 | U | | < 0.0049 | U | | < 0.0027 | U | | < 0.0092 | U | | < 0.0046 | U | |
| VMP-56 | 10 | VMP-56-10-072825 | 7/28/2025 | < 0.0072 | U | | < 0.0058 | U | | < 0.0052 | U | | < 0.0053 | U | | < 0.0050 | U | | < 0.0027 | U | | < 0.0093 | U | | < 0.0046 | U | |
| VMP-56 | 10 | VMP-56-10-110525 | 11/5/2025 | < 0.0067 | U | | < 0.0053 | U | | < 0.0049 | U | | < 0.0049 | U | | < 0.0046 | U | | < 0.0025 | U | | < 0.0086 | U | | < 0.0043 | U | |
| VMP-56 | 10 | VMP-56-10-110525-DUP | 11/5/2025 | < 0.0070 | U | | < 0.0056 | U | | < 0.0051 | U | | < 0.0051 | U | | < 0.0048 | U | | < 0.0026 | U | | < 0.0090 | U | | < 0.0045 | U | |
| VMP-56 | 25 | VMP-56-25-020725 | 2/7/2025 | < 0.0068 | U | | < 0.0054 | U | | < 0.0049 | U | | < 0.0049 | U | | < 0.0047 | U | | < 0.0026 | U | | < 0.0087 | U | | < 0.0044 | U | |
| VMP-56 | 25 | VMP-56-25-050125 | 5/1/2025 | **0.025** | | | < 0.0061 | U | | < 0.0056 | U | | < 0.0056 | U | | < 0.0053 | U | | < 0.0029 | U | | < 0.0098 | U | | < 0.0049 | U | |
| VMP-56 | 25 | VMP-56-25-072825 | 7/28/2025 | < 0.0076 | U | | < 0.0060 | U | | < 0.0055 | U | | < 0.0055 | U | | **0.0056** | | | < 0.0029 | U | | **0.0023** | J | | < 0.0049 | U | |
| VMP-56 | 25 | VMP-56-25-110525 | 11/5/2025 | < 0.0073 | U | | < 0.0058 | U | | < 0.0053 | U | | < 0.0053 | U | | < 0.0050 | U | | < 0.0028 | U | | < 0.0094 | U | | < 0.0047 | U | |

SEE LAST PAGE OF TABLE FOR NOTES

# TABLE 5
## HISTORICAL SUMMARY OF SOIL VAPOR ANALYTICAL DETECTIONS AND SCREENING RESULTS: VILLAGE - VOCS

| | | | | Tetrachloroethene | | | Trichloroethene | | | 1,2,4-Trimethylbenzene | | | 1,3,5-Trimethylbenzene | | | 2,2,4-Trimethylpentane | | | Vinyl Chloride | | | m,p-Xylene | | | o-Xylene | | |
|---|---|---|---|---|---|---|---|---|---|---|---|---|---|---|---|---|---|---|---|---|---|---|---|---|---|---|---|
| Residential Screening Criteria (mg/m$^3$) | | | | 0.55 | | | 1.5 | | | | | | | | | | | | 0.29 | | | 130 | | | 120 | | |
| Location | Depth (ft bgs) | Sample ID | Sample Date | Result (mg/m$^3$) | Lab Quals | AECOM Quals | Result (mg/m$^3$) | Lab Quals | AECOM Quals | Result (mg/m$^3$) | Lab Quals | AECOM Quals | Result (mg/m$^3$) | Lab Quals | AECOM Quals | Result (mg/m$^3$) | Lab Quals | AECOM Quals | Result (mg/m$^3$) | Lab Quals | AECOM Quals | Result (mg/m$^3$) | Lab Quals | AECOM Quals | Result (mg/m$^3$) | Lab Quals | AECOM Quals |
| VMP-56 | 38.5 | VMP-56-38.5-020725 | 2/7/2025 | < 0.27 | U | | < 0.21 | U | | 22 | | | 6.7 | | | 17 | | | < 0.1 | U | | 39 | | | 14 | | |
| VMP-56 | 38.5 | VMP-56-38.5-050225 | 5/2/2025 | < 0.099 | U | | < 0.078 | U | | 19 | | | 6.3 | | | 15 | | | < 0.037 | U | | 35 | | | 14 | | |
| VMP-56 | 38.5 | VMP-56-38.5-072825 | 7/28/2025 | < 1200 | U | | < 930 | U | | 83 | J | | < 850 | U | | 1800 | | | < 440 | U | | 690 | J | | 210 | J | |
| VMP-56 | 38.5 | VMP-56-38.5-110525 | 11/5/2025 | < 76 | U | | < 60 | U | | 52 | J | | 24 | J | | 1700 | | | < 29 | U | | 510 | | | 170 | | |
| VMP-62 | 5 | VMP-62-5-020325 | 2/3/2025 | < 0.0072 | U | | < 0.0058 | U | | < 0.0052 | U | | < 0.0053 | U | | < 0.0050 | U | | < 0.0027 | U | | < 0.0093 | U | | < 0.0046 | U | |
| VMP-62 | 5 | VMP-62-5-020325-DUP | 2/3/2025 | < 0.0078 | U | | < 0.0062 | U | | < 0.0056 | U | | < 0.0056 | U | | < 0.0053 | U | | < 0.0029 | U | | < 0.0099 | U | | < 0.0050 | U | |
| VMP-62 | 5 | VMP-62-5-042825 | 4/28/2025 | < 0.0076 | U | | < 0.0060 | U | | < 0.0055 | U | | < 0.0055 | U | | < 0.0052 | U | | < 0.0029 | U | | < 0.0098 | U | | < 0.0049 | U | |
| VMP-62 | 5 | VMP-62-5-072225 | 7/22/2025 | < 0.0081 | U | | < 0.0064 | U | | < 0.0059 | U | | < 0.0059 | U | | < 0.0056 | U | | < 0.0031 | U | | < 0.01 | U | | < 0.0052 | U | |
| VMP-62 | 5 | VMP-62-5-103125 | 10/31/2025 | 0.0030 | J | | < 0.0062 | U | | < 0.0057 | U | | < 0.0057 | U | | < 0.0054 | U | | < 0.0030 | U | | < 0.01 | U | | < 0.0050 | U | |
| VMP-62 | 10 | VMP-62-10-020325 | 2/3/2025 | 0.21 | | | < 0.0057 | U | | < 0.0052 | U | | < 0.0052 | U | | < 0.0050 | U | | < 0.0027 | U | | < 0.0092 | U | | < 0.0046 | U | |
| VMP-62 | 10 | VMP-62-10-042825 | 4/28/2025 | 0.1 | | | < 0.0055 | U | | < 0.0050 | U | | < 0.0050 | U | | < 0.0048 | U | | < 0.0026 | U | | < 0.0088 | U | | < 0.0044 | U | |
| VMP-62 | 10 | VMP-62-10-072225 | 7/22/2025 | 0.08 | | | 0.0035 | J | | < 0.0056 | U | | < 0.0056 | U | | < 0.0053 | U | | < 0.0029 | U | | < 0.0098 | U | | < 0.0049 | U | |
| VMP-62 | 10 | VMP-62-10-103125 | 10/31/2025 | 0.058 | | | < 0.0056 | U | | < 0.0051 | U | | < 0.0051 | U | | < 0.0048 | U | | < 0.0026 | U | | < 0.0090 | U | | < 0.0045 | U | |
| VMP-62 | 20 | VMP-62-20-020325 | 2/3/2025 | 0.18 | | | < 0.0060 | U | | < 0.0055 | U | | < 0.0055 | U | | < 0.0052 | U | | < 0.0029 | U | | < 0.0097 | U | | < 0.0049 | U | |
| VMP-62 | 20 | VMP-62-20-042825 | 4/28/2025 | 0.085 | | | < 0.0058 | U | | < 0.0053 | U | | < 0.0053 | U | | < 0.0050 | U | | < 0.0028 | U | | < 0.0094 | U | | < 0.0047 | U | |
| VMP-62 | 20 | VMP-62-20-072225 | 7/22/2025 | 0.094 | | | < 0.0057 | U | | < 0.0052 | U | | < 0.0052 | U | | < 0.0050 | U | | < 0.0027 | U | | < 0.0092 | U | | < 0.0046 | U | |
| VMP-62 | 20 | VMP-62-20-103125 | 10/31/2025 | 0.066 | | | < 0.0056 | U | | < 0.0051 | U | | < 0.0051 | U | | < 0.0048 | U | | < 0.0026 | U | | < 0.0090 | U | | < 0.0045 | U | |
| VMP-62 | 20 | VMP-62-20-103125-DUP | 10/31/2025 | 0.067 | | | < 0.0059 | U | | < 0.0054 | U | | < 0.0054 | U | | < 0.0051 | U | | < 0.0028 | U | | < 0.0096 | U | | < 0.0048 | U | |
| VMP-62 | 30 | VMP-62-30-020325 | 2/3/2025 | 0.018 | | | < 0.0062 | U | | < 0.0056 | U | | < 0.0056 | U | | < 0.0054 | U | | < 0.0029 | U | | < 0.01 | U | | < 0.0050 | U | |
| VMP-62 | 30 | VMP-62-30-042825 | 4/28/2025 | 0.022 | | | < 0.0053 | U | | < 0.0048 | U | | < 0.0048 | U | | < 0.0046 | U | | < 0.0025 | U | | < 0.0086 | U | | < 0.0043 | U | |
| VMP-62 | 30 | VMP-62-30-072225 | 7/22/2025 | 0.02 | | | < 0.0057 | U | | < 0.0052 | U | | < 0.0052 | U | | < 0.0050 | U | | < 0.0027 | U | | < 0.0092 | U | | < 0.0046 | U | |
| VMP-62 | 30 | VMP-62-30-110425 | 11/4/2025 | 0.02 | | | < 0.0056 | U | | < 0.0051 | U | | < 0.0051 | U | | < 0.0048 | U | | < 0.0026 | U | | < 0.0090 | U | | < 0.0045 | U | |
| VMP-63 | 5 | VMP-63-5-020525 | 2/5/2025 | < 0.0064 | U | | < 0.0051 | U | | < 0.0047 | U | | < 0.0047 | U | | < 0.0044 | U | | < 0.0024 | U | | < 0.0082 | U | | < 0.0041 | U | |
| VMP-63 | 5 | VMP-63-5-020525-DUP | 2/5/2025 | < 0.0062 | U | | < 0.0049 | U | | < 0.0045 | U | | < 0.0045 | U | | < 0.0042 | U | | < 0.0023 | U | | < 0.0079 | U | | < 0.0040 | U | |
| VMP-63 | 5 | VMP-63-5-042825 | 4/28/2025 | < 0.0073 | U | | < 0.0058 | U | | < 0.0053 | U | | < 0.0053 | U | | < 0.0050 | U | | < 0.0027 | U | | < 0.0093 | U | | < 0.0047 | U | |
| VMP-63 | 5 | VMP-63-5-072225 | 7/22/2025 | < 0.0074 | U | | < 0.0058 | U | | < 0.0054 | U | | < 0.0054 | U | | < 0.0051 | U | | < 0.0028 | U | | < 0.0095 | U | | < 0.0047 | U | |
| VMP-63 | 5 | VMP-63-5-072225-DUP | 7/22/2025 | < 0.0074 | U | | < 0.0058 | U | | < 0.0053 | U | | < 0.0053 | U | | < 0.0051 | U | | < 0.0028 | U | | < 0.0094 | U | | < 0.0047 | U | |
| VMP-63 | 5 | VMP-63-5-110425 | 11/4/2025 | < 0.0074 | U | | < 0.0058 | U | | < 0.0053 | U | | < 0.0053 | U | | < 0.0051 | U | | < 0.0028 | U | | < 0.0094 | U | | < 0.0047 | U | |
| VMP-63 | 10 | VMP-63-10-020525 | 2/5/2025 | < 0.014 | U | | < 0.011 | U | | < 0.01 | U | | < 0.01 | U | | < 0.0096 | U | | < 0.0052 | U | | < 0.018 | U | | < 0.0089 | U | |
| VMP-63 | 10 | VMP-63-10-042825 | 4/28/2025 | < 0.0070 | U | | < 0.0056 | U | | < 0.0051 | U | | < 0.0051 | U | | < 0.0048 | U | | < 0.0026 | U | | < 0.0090 | U | | < 0.0045 | U | |
| VMP-63 | 10 | VMP-63-10-072225 | 7/22/2025 | < 0.0079 | U | | < 0.0063 | U | | < 0.0058 | U | | < 0.0058 | U | | < 0.0055 | U | | < 0.0030 | U | | < 0.01 | U | | < 0.0051 | U | |
| VMP-63 | 10 | VMP-63-10-110425 | 11/4/2025 | < 0.0074 | U | | < 0.0059 | U | | < 0.0054 | U | | < 0.0054 | U | | < 0.0051 | U | | < 0.0028 | U | | < 0.0095 | U | | < 0.0048 | U | |
| VMP-63 | 20 | VMP-63-20-020525 | 2/5/2025 | < 0.0067 | U | | < 0.0053 | U | | < 0.0049 | U | | < 0.0049 | U | | < 0.0046 | U | | < 0.0025 | U | | < 0.0086 | U | | < 0.0043 | U | |
| VMP-63 | 20 | VMP-63-20-042825 | 4/28/2025 | < 0.0065 | U | | < 0.0052 | U | | < 0.0047 | U | | < 0.0047 | U | | < 0.0045 | U | | < 0.0024 | U | | < 0.0083 | U | | < 0.0042 | U | |
| VMP-63 | 20 | VMP-63-20-072225 | 7/22/2025 | < 0.0070 | U | | < 0.0056 | U | | < 0.0051 | U | | < 0.0051 | U | | < 0.0048 | U | | < 0.0026 | U | | < 0.0090 | U | | < 0.0045 | U | |
| VMP-63 | 20 | VMP-63-20-110425 | 11/4/2025 | < 0.0076 | U | | 0.0051 | J | | < 0.0055 | U | | < 0.0055 | U | | < 0.0052 | U | | < 0.0028 | U | | < 0.0097 | U | | < 0.0048 | U | |
| VMP-63 | 30 | VMP-63-30-020525 | 2/5/2025 | < 0.0065 | U | | < 0.0052 | U | | < 0.0047 | U | | < 0.0047 | U | | < 0.0045 | U | | < 0.0025 | U | | < 0.0084 | U | | < 0.0042 | U | |
| VMP-63 | 30 | VMP-63-30-042825 | 4/28/2025 | < 0.0074 | U | | < 0.0058 | U | | < 0.0053 | U | | < 0.0053 | U | | 0.0064 | | | < 0.0028 | U | | < 0.0094 | U | | < 0.0047 | U | |
| VMP-63 | 30 | VMP-63-30-072225 | 7/22/2025 | 0.0086 | | | 0.0031 | J | | < 0.0052 | U | | < 0.0052 | U | | < 0.0049 | U | | < 0.0027 | U | | < 0.0091 | U | | < 0.0046 | U | |
| VMP-63 | 30 | VMP-63-30-110425 | 11/4/2025 | < 0.0074 | U | | < 0.0059 | U | | < 0.0054 | U | | < 0.0054 | U | | < 0.0051 | U | | < 0.0028 | U | | < 0.0095 | U | | < 0.0048 | U | |
| VMP-64 | 5 | VMP-64-5-020325 | 2/3/2025 | 0.0028 | J | | < 0.0062 | U | | < 0.0056 | U | | < 0.0056 | U | | < 0.0054 | U | | < 0.0029 | U | | < 0.01 | U | | < 0.0050 | U | |
| VMP-64 | 5 | VMP-64-5-042525 | 4/25/2025 | < 0.0078 | U | | < 0.0062 | U | | < 0.0056 | U | | < 0.0056 | U | | < 0.0054 | U | | < 0.0029 | U | | < 0.01 | U | | < 0.0050 | U | |
| VMP-64 | 5 | VMP-64-5-042525-DUP | 4/25/2025 | < 0.0070 | U | | < 0.0056 | U | | < 0.0051 | U | | < 0.0051 | U | | 0.0028 | J | | < 0.0026 | U | | < 0.0090 | U | | < 0.0045 | U | |
| VMP-64 | 5 | VMP-64-5-072125 | 7/21/2025 | < 0.0099 | U | | < 0.0078 | U | | < 0.0072 | U | | < 0.0072 | U | | 0.0024 | J | | < 0.0037 | U | | < 0.013 | U | | < 0.0063 | U | |
| VMP-64 | 5 | VMP-64-5-103025 | 10/30/2025 | < 0.0072 | U | | < 0.0058 | U | | < 0.0052 | U | | < 0.0053 | U | | < 0.0050 | U | | < 0.0027 | U | | < 0.0093 | U | | < 0.0046 | U | |
| VMP-64 | 10 | VMP-64-10-020325 | 2/3/2025 | 0.0080 | | | < 0.0060 | U | | < 0.0054 | U | | < 0.0054 | U | | < 0.0052 | U | | < 0.0028 | U | | < 0.0096 | U | | < 0.0048 | U | |
| VMP-64 | 10 | VMP-64-10-042525 | 4/25/2025 | 0.0025 | J | | < 0.0058 | U | | < 0.0054 | U | | < 0.0054 | U | | < 0.0051 | U | | < 0.0028 | U | | < 0.0095 | U | | < 0.0047 | U | |
| VMP-64 | 10 | VMP-64-10-072125 | 7/21/2025 | < 0.0078 | U | | < 0.0062 | U | | < 0.0056 | U | | < 0.0056 | U | | < 0.0053 | U | | < 0.0029 | U | | < 0.0099 | U | | < 0.0050 | U | |
| VMP-64 | 10 | VMP-64-10-103025 | 10/30/2025 | < 0.0073 | U | | < 0.0058 | U | | < 0.0053 | U | | < 0.0053 | U | | < 0.0050 | U | | < 0.0027 | U | | < 0.0093 | U | | < 0.0047 | U | |

SEE LAST PAGE OF TABLE FOR NOTES

# TABLE 5
## HISTORICAL SUMMARY OF SOIL VAPOR ANALYTICAL DETECTIONS AND SCREENING RESULTS: VILLAGE - VOCS

| | | | | Tetrachloroethene | | | Trichloroethene | | | 1,2,4-Trimethylbenzene | | | 1,3,5-Trimethylbenzene | | | 2,2,4-Trimethylpentane | | | Vinyl Chloride | | | m,p-Xylene | | | o-Xylene | | |
|---|---|---|---|---|---|---|---|---|---|---|---|---|---|---|---|---|---|---|---|---|---|---|---|---|---|---|---|
| Residential Screening Criteria ($mg/m^3$) | | | | 0.55 | | | 1.5 | | | | | | | | | | | | 0.29 | | | 130 | | | 120 | | |
| Location | Depth (ft bgs) | Sample ID | Sample Date | Result ($mg/m^3$) | Lab Quals | AECOM Quals | Result ($mg/m^3$) | Lab Quals | AECOM Quals | Result ($mg/m^3$) | Lab Quals | AECOM Quals | Result ($mg/m^3$) | Lab Quals | AECOM Quals | Result ($mg/m^3$) | Lab Quals | AECOM Quals | Result ($mg/m^3$) | Lab Quals | AECOM Quals | Result ($mg/m^3$) | Lab Quals | AECOM Quals | Result ($mg/m^3$) | Lab Quals | AECOM Quals |
| VMP-64 | 20 | VMP-64-20-020325 | 2/3/2025 | **0.074** | | | < 0.0054 | U | | < 0.0050 | U | | < 0.0050 | U | | < 0.0047 | U | | < 0.0026 | U | | < 0.0088 | U | | < 0.0044 | U | |
| VMP-64 | 20 | VMP-64-20-042525 | 4/25/2025 | **0.04** | | | < 0.0053 | U | | < 0.0048 | U | | < 0.0048 | U | | < 0.0046 | U | | < 0.0025 | U | | **0.0037** | J | | < 0.0042 | U | |
| VMP-64 | 20 | VMP-64-20-072125 | 7/21/2025 | **0.12** | | | < 0.0059 | U | | < 0.0054 | U | | < 0.0054 | U | | < 0.0051 | U | | < 0.0028 | U | | < 0.0095 | U | | < 0.0048 | U | |
| VMP-64 | 20 | VMP-64-20-103025 | 10/30/2025 | **0.022** | | | < 0.0056 | U | | < 0.0051 | U | | < 0.0051 | U | | **0.0021** | J | | < 0.0026 | U | | < 0.0090 | U | | < 0.0045 | U | |

**Notes:**
Screening criteria are from 35 I.A.C 742 (TACO) Appendix B, Table H - Tier 1 Soil Gas and Groundwater Remediation Objectives for the Indoor Inhalation Exposure Route (Residential).
Blank screening criteria cell indicates analyte does not have a screening criterion.
**Bold** results are detections above the reporting limit (RL), or estimated detections between the method detection limit (MDL) and RL.
< #.## Gray text indicates the analyte was not detected above the given reporting limit.
Analytes shown were detected in at least one location on Table 5 or Table 6 during the current quarter or previous 3 quarters.
Yellow highlighted cells indicate detections that exceed residential screening criteria.

Chloroform is a common disinfectant byprouct in municipal water, and can be present in higher concentrations in chlorinated pool water. Some VMPs are located near private residential pools in the Village. Detected chloroform in some VMPs may originate from pool water, residential activities like watering lawns, or from leaking municipal water lines.

VMP-52-20-042925 parent sample helium concentrations were >10% of final shroud helium, so results were not reported here. The duplicate sample did not have excess helium, so its results are reported here.

**Lab Qualifiers**
J = Estimated value; results between the MDL and RL
U = Compound analyzed for but not detected above the RL

**AECOM Qualifiers**
J = Estimated detection
UJ = Estimated non-detect
U = Non-detect due to blank contamination

SEE LAST PAGE OF TABLE FOR NOTES

# TABLE 6
## HISTORICAL SUMMARY OF SOIL VAPOR ANALYTICAL DETECTIONS AND SCREENING RESULTS: PUBLIC WORKS YARD AND WRR - VOCS

| | | | | Benzene | | | Bromodichloromethane | | | Butane | | | Carbon Tetrachloride | | | Chlorobenzene | | | Chloroform | | | Dichlorodifluoromethane | | | Dichloromethane (Methylene Chloride) | | |
|---|---|---|---|---|---|---|---|---|---|---|---|---|---|---|---|---|---|---|---|---|---|---|---|---|---|---|---|
| Industrial/Commercial Screening Criteria (mg/m$^3$) | | | | 2.8 | | | 450000 | | | | | | 1.5 | | | 420 | | | 0.92 | | | 1700 | | | 45 | | |
| Location | Depth (ft bgs) | Sample ID | Sample Date | Result (mg/m$^3$) | Lab Quals | AECOM Quals | Result (mg/m$^3$) | Lab Quals | AECOM Quals | Result (mg/m$^3$) | Lab Quals | AECOM Quals | Result (mg/m$^3$) | Lab Quals | AECOM Quals | Result (mg/m$^3$) | Lab Quals | AECOM Quals | Result (mg/m$^3$) | Lab Quals | AECOM Quals | Result (mg/m$^3$) | Lab Quals | AECOM Quals | Result (mg/m$^3$) | Lab Quals | AECOM Quals |
| VMP-10 | 5 | VMP-10-5-020325 | 2/3/2025 | < 0.0033 | U | | < 0.0069 | U | | < 0.0097 | U | | < 0.0064 | U | | < 0.0047 | U | | < 0.0050 | U | | 0.0023 | J | | < 0.036 | U | |
| VMP-10 | 5 | VMP-10-5-042425 | 4/24/2025 | < 0.0036 | U | | < 0.0077 | U | | < 0.011 | U | | < 0.0072 | U | | < 0.0053 | U | | < 0.0056 | U | | 0.0018 | J | | < 0.04 | J | U |
| VMP-10 | 5 | VMP-10-5-072225 | 7/22/2025 | < 0.0032 | U | | < 0.0068 | U | | < 0.0097 | U | | < 0.0064 | U | | < 0.0047 | U | | < 0.0050 | U | | 0.0020 | J | | < 0.035 | U | |
| VMP-10 | 5 | VMP-10-5-103025 | 10/30/2025 | < 0.0034 | U | | < 0.0072 | U | | < 0.01 | UJ | UJ | < 0.0068 | U | | < 0.0050 | U | | < 0.0053 | U | | 0.0021 | J | | < 0.038 | U | |
| VMP-10 | 10 | VMP-10-10-020325 | 2/3/2025 | < 0.0032 | U | | < 0.0068 | U | | < 0.0096 | U | | < 0.0064 | U | | < 0.0046 | U | | < 0.0049 | U | | 0.0026 | J | | < 0.035 | U | |
| VMP-10 | 10 | VMP-10-10-020325-DUP | 2/3/2025 | < 0.0031 | U | | < 0.0066 | U | | < 0.0094 | U | | < 0.0062 | U | | < 0.0045 | U | | < 0.0048 | U | | 0.0028 | J | | < 0.034 | U | |
| VMP-10 | 10 | VMP-10-10-042425 | 4/24/2025 | 0.00082 | J | | < 0.0078 | U | | < 0.011 | U | | < 0.0073 | U | | < 0.0054 | U | | < 0.0057 | U | | 0.0018 | J | | < 0.04 | J | U |
| VMP-10 | 10 | VMP-10-10-072225 | 7/22/2025 | < 0.0034 | U | | < 0.0072 | U | | < 0.01 | U | | < 0.0067 | U | | < 0.0049 | U | | < 0.0052 | U | | 0.0021 | J | | < 0.037 | U | |
| VMP-10 | 10 | VMP-10-10-072225-DUP | 7/22/2025 | < 0.0034 | U | | < 0.0072 | U | | < 0.01 | U | | < 0.0067 | U | | < 0.0049 | U | | < 0.0052 | U | | 0.0023 | J | | < 0.037 | U | |
| VMP-10 | 10 | VMP-10-10-103025 | 10/30/2025 | < 0.0034 | U | | < 0.0071 | U | | < 0.01 | UJ | UJ | < 0.0067 | U | | < 0.0049 | U | | < 0.0052 | U | | 0.0019 | J | | < 0.037 | U | |
| VMP-10 | 20 | VMP-10-20-020325 | 2/3/2025 | < 0.0034 | U | | < 0.0072 | U | | < 0.01 | U | | < 0.0067 | U | | < 0.0049 | U | | 0.0017 | J | | 0.0026 | J | | < 0.037 | U | |
| VMP-10 | 20 | VMP-10-20-042425 | 4/24/2025 | < 0.0037 | U | | 0.0020 | J | | < 0.011 | U | | < 0.0074 | U | | < 0.0054 | U | | 0.0078 | | | 0.0018 | J | | < 0.041 | J | U |
| VMP-10 | 20 | VMP-10-20-072225 | 7/22/2025 | < 0.0035 | U | | < 0.0073 | U | | 0.0037 | J | | 0.0040 | J | | < 0.0050 | U | | 0.0043 | J | | 0.0023 | J | | < 0.038 | U | |
| VMP-10 | 20 | VMP-10-20-103025 | 10/30/2025 | < 0.0034 | U | | < 0.0070 | U | | < 0.01 | UJ | UJ | < 0.0066 | U | | < 0.0048 | U | | < 0.0051 | U | | < 0.0052 | U | | < 0.036 | U | |
| VMP-10 | 30 | VMP-10-30-020325 | 2/3/2025 | < 0.0034 | U | | < 0.0072 | U | | < 0.01 | U | | < 0.0068 | U | | < 0.0050 | U | | < 0.0053 | U | | 0.0024 | J | | < 0.038 | U | |
| VMP-10 | 30 | VMP-10-30-042425 | 4/24/2025 | < 0.0035 | U | | < 0.0074 | U | | < 0.01 | U | | < 0.0069 | U | | < 0.0051 | U | | 0.0068 | | | 0.0017 | J | | < 0.038 | J | U |
| VMP-10 | 30 | VMP-10-30-072225 | 7/22/2025 | 0.024 | | | 0.0037 | J | | < 0.01 | U | | < 0.0068 | U | | < 0.0050 | U | | 0.012 | | | 0.0023 | J | | < 0.038 | U | |
| VMP-10 | 30 | VMP-10-30-103025 | 10/30/2025 | 0.0075 | | | < 0.012 | U | | < 0.017 | UJ | UJ | < 0.011 | U | | < 0.0080 | U | | < 0.0085 | U | | < 0.0086 | U | | < 0.061 | U | |
| VMP-11 | 5 | VMP-11-5-020325 | 2/3/2025 | < 0.0036 | U | | < 0.0075 | U | | < 0.011 | U | | < 0.0070 | U | | < 0.0051 | U | | < 0.0054 | U | | 0.0024 | J | | < 0.039 | U | |
| VMP-11 | 5 | VMP-11-5-042525 | 4/25/2025 | 0.0012 | J | | < 0.0077 | U | | < 0.011 | U | | < 0.0072 | U | | < 0.0053 | U | | < 0.0056 | U | | < 0.0057 | U | | < 0.04 | U | |
| VMP-11 | 5 | VMP-11-5-072225 | 7/22/2025 | < 0.0034 | U | | < 0.0072 | U | | < 0.01 | U | | < 0.0068 | U | | < 0.0050 | U | | 0.0010 | J | | 0.0025 | J | | < 0.038 | U | |
| VMP-11 | 5 | VMP-11-5-103125 | 10/31/2025 | < 0.0032 | U | | < 0.0067 | U | | < 0.0095 | U | | < 0.0063 | U | | < 0.0046 | U | | < 0.0049 | U | | 0.0022 | J | | < 0.035 | U | |
| VMP-11 | 8 | VMP-11-8-020325 | 2/3/2025 | < 0.0036 | U | | < 0.0075 | U | | < 0.011 | U | | < 0.0070 | U | | < 0.0052 | U | | < 0.0055 | U | | 0.0024 | J | | < 0.039 | U | |
| VMP-11 | 8 | VMP-11-8-042525 | 4/25/2025 | < 0.0035 | U | | < 0.0074 | U | | < 0.01 | U | | < 0.0069 | U | | < 0.0051 | U | | < 0.0054 | U | | 0.0024 | J | | < 0.038 | U | |
| VMP-11 | 8 | VMP-11-8-072225 | 7/22/2025 | < 0.0032 | U | | < 0.0068 | U | | < 0.0097 | U | | < 0.0064 | U | | < 0.0047 | U | | < 0.0050 | U | | 0.0023 | J | | < 0.035 | U | |
| VMP-11 | 8 | VMP-11-8-103125 | 10/31/2025 | < 0.0032 | U | | < 0.0068 | U | | < 0.0096 | U | | < 0.0064 | U | | < 0.0046 | U | | < 0.0049 | U | | 0.0023 | J | | < 0.035 | U | |
| VMP-11 | 29 | VMP-11-29-020325 | 2/3/2025 | < 0.0034 | U | | < 0.0072 | U | | < 0.01 | U | | < 0.0067 | U | | < 0.0049 | U | | < 0.0052 | U | | 0.0024 | J | | < 0.037 | U | |
| VMP-11 | 29 | VMP-11-29-042525 | 4/25/2025 | < 0.0036 | U | | < 0.0075 | U | | < 0.011 | U | | < 0.0070 | U | | < 0.0051 | U | | < 0.0054 | U | | 0.0023 | J | | < 0.039 | U | |
| VMP-11 | 29 | VMP-11-29-072225 | 7/22/2025 | < 0.0033 | U | | < 0.0070 | U | | < 0.0099 | U | | < 0.0065 | U | | < 0.0048 | U | | 0.0019 | J | | 0.0022 | J | | < 0.036 | U | |
| VMP-11 | 29 | VMP-11-29-103125 | 10/31/2025 | 0.0014 | J | | < 0.0067 | U | | < 0.0095 | U | | < 0.0063 | U | | < 0.0046 | U | | < 0.0048 | U | | 0.0021 | J | | < 0.034 | U | |
| VMP-12 | 5 | VMP-12-5-020725 | 2/7/2025 | < 0.0032 | U | | < 0.0068 | U | | 0.0075 | J | | < 0.0064 | U | | < 0.0047 | U | | < 0.0050 | U | | 0.0023 | J | | < 0.035 | U | |
| VMP-12 | 5 | VMP-12-5-050225 | 5/2/2025 | < 0.0055 | U | | < 0.012 | U | | < 0.016 | U | | < 0.011 | U | | < 0.0079 | U | | < 0.0084 | U | | < 0.0085 | U | | < 0.06 | J | U |
| VMP-12 | 5 | VMP-12-5-072825 | 7/28/2025 | < 0.0035 | U | | < 0.0073 | U | | < 0.01 | U | | < 0.0068 | U | | < 0.0050 | U | | < 0.0053 | U | | 0.0023 | J | | < 0.038 | U | |
| VMP-12 | 5 | VMP-12-5-110525 | 11/5/2025 | < 0.0036 | U | | < 0.0077 | U | | < 0.011 | U | | < 0.0072 | U | | < 0.0053 | U | | < 0.0056 | U | | 0.0022 | J | | < 0.04 | U | |
| VMP-12 | 11.5 | VMP-12-11.5-020725 | 2/7/2025 | < 0.0034 | U | | < 0.0071 | U | | < 0.01 | U | | < 0.0067 | U | | < 0.0049 | U | | < 0.0052 | U | | 0.0027 | J | | < 0.037 | U | |
| VMP-12 | 11.5 | VMP-12-11.5-050225 | 5/2/2025 | < 0.017 | U | | < 0.035 | U | | < 0.05 | U | | < 0.033 | U | | < 0.024 | U | | < 0.026 | U | | < 0.026 | U | | < 0.18 | U | |
| VMP-12 | 11.5 | VMP-12-11.5-072825 | 7/28/2025 | < 0.0034 | U | | < 0.0072 | U | | < 0.01 | U | | < 0.0067 | U | | < 0.0049 | U | | < 0.0052 | U | | 0.0027 | J | | < 0.037 | U | |
| VMP-12 | 11.5 | VMP-12-11.5-110525 | 11/5/2025 | < 0.0036 | U | | < 0.0076 | U | | < 0.011 | U | | < 0.0071 | U | | < 0.0052 | U | | < 0.0055 | U | | 0.0023 | J | | < 0.039 | U | |
| VMP-12 | 25 | VMP-12-25-020725 | 2/7/2025 | < 0.0034 | U | | < 0.0071 | U | | < 0.01 | U | | < 0.0067 | U | | < 0.0049 | U | | 0.0083 | | | 0.0025 | J | | < 0.037 | U | |
| VMP-12 | 25 | VMP-12-25-050225 | 5/2/2025 | < 0.0033 | U | | < 0.0069 | U | | < 0.0098 | U | | < 0.0065 | U | | < 0.0047 | U | | 0.0066 | | | 0.0018 | J | | < 0.036 | U | |
| VMP-12 | 25 | VMP-12-25-072825 | 7/28/2025 | 0.0024 | J | | < 0.0072 | U | | 0.0087 | J | | < 0.0068 | U | | < 0.0049 | U | | 0.013 | | | 0.0024 | J | | < 0.037 | U | |
| VMP-12 | 25 | VMP-12-25-110525 | 11/5/2025 | < 0.0036 | U | | < 0.0076 | U | | < 0.011 | U | | < 0.0071 | U | | < 0.0052 | U | | 0.0067 | | | 0.0022 | J | | < 0.039 | U | |
| VMP-12 | 39 | VMP-12-39-020725 | 2/7/2025 | 40 | | | < 18 | U | | 170 | | | < 17 | U | | < 12 | U | | < 13 | U | | < 13 | U | | < 37 | U | |
| VMP-12 | 39 | VMP-12-39-050225 | 5/2/2025 | 0.032 | | | < 0.0070 | U | | 0.59 | | | < 0.0066 | U | | < 0.0048 | U | | 0.23 | | | < 0.0052 | U | | < 0.036 | U | |
| VMP-12 | 39 | VMP-12-39-072825 | 7/28/2025 | 0.023 | | | 0.0035 | J | | 0.017 | | | < 0.0072 | U | | < 0.0053 | U | | 0.12 | | | 0.0020 | J | | < 0.04 | U | |
| VMP-12 | 39 | VMP-12-39-110525 | 11/5/2025 | 0.24 | J | | < 1.2 | U | | 5.4 | | | < 1.1 | U | | < 0.8 | U | | < 0.85 | U | | < 0.86 | U | | < 2.4 | U | |
| VMP-13 | 5 | VMP-13-5-020625 | 2/6/2025 | < 0.0031 | U | | < 0.0065 | U | | < 0.0092 | U | | < 0.0061 | U | | < 0.0045 | U | | < 0.0047 | U | | 0.0028 | J | | < 0.034 | U | |
| VMP-13 | 10.5 | VMP-13-10.5-020625 | 2/6/2025 | 0.0012 | J | | < 0.0064 | U | | < 0.0091 | U | | < 0.0060 | U | | < 0.0044 | U | | 0.0012 | J | | 0.0030 | J | | < 0.033 | U | |
| VMP-13 | 21.5 | VMP-13-21.5-020625 | 2/6/2025 | 0.02 | | | < 0.0064 | U | | 0.051 | | | < 0.0060 | U | | < 0.0044 | U | | 0.0022 | J | | 0.0026 | J | | < 0.033 | U | |
| VMP-13 | 21.5 | VMP-13-21.5-020625-DUP | 2/6/2025 | 0.02 | | | < 0.0060 | U | | 0.052 | | | < 0.0057 | U | | < 0.0041 | U | | 0.0021 | J | | 0.0022 | J | | < 0.031 | U | |
| VMP-14 | 5 | VMP-14-5-020625 | 2/6/2025 | < 0.0033 | U | | < 0.0069 | U | | < 0.0098 | U | | < 0.0065 | U | | < 0.0048 | U | | < 0.0050 | U | | 0.0025 | J | | < 0.036 | U | |
| VMP-14 | 5 | VMP-14-5-020625-DUP | 2/6/2025 | < 0.0032 | U | | < 0.0066 | U | | < 0.0094 | U | | < 0.0062 | U | | < 0.0046 | U | | < 0.0048 | U | | 0.0023 | J | | < 0.034 | U | |
| VMP-14 | 11.5 | VMP-14-11.5-020625 | 2/6/2025 | < 0.0028 | U | | < 0.0060 | U | | < 0.0085 | U | | < 0.0056 | U | | < 0.0041 | U | | < 0.0043 | U | | 0.0025 | J | | < 0.031 | U | |
| VMP-14 | 20 | VMP-14-20-020625 | 2/6/2025 | 0.00085 | J | | < 0.0068 | U | | 0.059 | | | < 0.0064 | U | | < 0.0047 | U | | < 0.0050 | U | | 0.0019 | J | | < 0.035 | U | |
| VMP-14 | 29 | VMP-14-29-020625 | 2/6/2025 | 0.025 | | | < 0.0068 | U | | 0.24 | | | < 0.0064 | U | | < 0.0047 | U | | < 0.0050 | U | | 0.0021 | J | | < 0.035 | U | |

# TABLE 6
## HISTORICAL SUMMARY OF SOIL VAPOR ANALYTICAL DETECTIONS AND SCREENING RESULTS: PUBLIC WORKS YARD AND WRR - VOCS

| | | | | Benzene | | | Bromodichloromethane | | | Butane | | | Carbon Tetrachloride | | | Chlorobenzene | | | Chloroform | | | Dichlorodifluoromethane | | | Dichloromethane (Methylene Chloride) | | |
|---|---|---|---|---|---|---|---|---|---|---|---|---|---|---|---|---|---|---|---|---|---|---|---|---|---|---|---|
| Industrial/Commercial Screening Criteria (mg/m$^3$) | | | | 2.8 | | | 450000 | | | | | | 1.5 | | | 420 | | | 0.92 | | | 1700 | | | 45 | | |
| Location | Depth (ft bgs) | Sample ID | Sample Date | Result (mg/m$^3$) | Lab Quals | AECOM Quals | Result (mg/m$^3$) | Lab Quals | AECOM Quals | Result (mg/m$^3$) | Lab Quals | AECOM Quals | Result (mg/m$^3$) | Lab Quals | AECOM Quals | Result (mg/m$^3$) | Lab Quals | AECOM Quals | Result (mg/m$^3$) | Lab Quals | AECOM Quals | Result (mg/m$^3$) | Lab Quals | AECOM Quals | Result (mg/m$^3$) | Lab Quals | AECOM Quals |
| VMP-15 | 5 | VMP-15-5-020425 | 2/4/2025 | < 0.0032 | U | | < 0.0067 | U | | < 0.0096 | U | | < 0.0063 | U | | < 0.0046 | U | | 0.0029 | J | | 0.0022 | J | | < 0.035 | U | |
| VMP-15 | 5 | VMP-15-5-042925 | 4/29/2025 | 0.00082 | J | | < 0.0075 | U | | < 0.011 | U | | < 0.0070 | U | | < 0.0052 | U | | < 0.0055 | U | | 0.0018 | J | | < 0.039 | J | U |
| VMP-15 | 5 | VMP-15-5-072325 | 7/23/2025 | < 0.0035 | U | | < 0.0073 | U | | < 0.01 | U | | < 0.0069 | U | | < 0.0050 | U | | < 0.0053 | U | | 0.0022 | J | | < 0.038 | U | |
| VMP-15 | 5 | VMP-15-5-110325 | 11/3/2025 | < 0.0034 | U | | < 0.0071 | U | | < 0.01 | UJ | UJ | < 0.0066 | U | | < 0.0048 | U | | < 0.0052 | U | | < 0.0052 | U | | < 0.037 | U | |
| VMP-15 | 21.5 | VMP-15-21.5-020425 | 2/4/2025 | 0.00058 | J | | < 0.0068 | U | | < 0.0096 | U | | < 0.0064 | U | | < 0.0046 | U | | 0.0043 | J | | 0.0023 | J | | < 0.035 | U | |
| VMP-15 | 21.5 | VMP-15-21.5-042925 | 4/29/2025 | < 0.0036 | U | | < 0.0076 | U | | 0.0089 | J | | < 0.0072 | U | | < 0.0052 | U | | 0.0017 | J | | 0.0017 | J | | < 0.04 | J | U |
| VMP-15 | 21.5 | VMP-15-21.5-072325 | 7/23/2025 | < 0.0037 | U | | < 0.0078 | U | | < 0.011 | U | | < 0.0074 | U | | < 0.0054 | U | | 0.0052 | J | | 0.0022 | J | | 0.0020 | J | |
| VMP-15 | 21.5 | VMP-15-21.5-110325 | 11/3/2025 | < 0.0035 | U | | < 0.0073 | U | | < 0.01 | UJ | UJ | < 0.0068 | U | | < 0.0050 | U | | 0.0054 | | | < 0.0054 | U | | < 0.038 | U | |
| VMP-15 | 25.5 | VMP-15-25.5-020425 | 2/4/2025 | 0.0011 | J | | 0.0019 | J | | < 0.01 | U | | < 0.0066 | U | | < 0.0048 | U | | 0.046 | | | 0.0022 | J | | < 0.036 | U | |
| VMP-15 | 25.5 | VMP-15-25.5-042925 | 4/29/2025 | < 0.0037 | U | | < 0.0077 | U | | 0.014 | | | < 0.0072 | U | | < 0.0053 | U | | 0.031 | | | 0.0018 | J | | < 0.04 | J | U |
| VMP-15 | 25.5 | VMP-15-25.5-072325 | 7/23/2025 | 0.0013 | J | | < 0.0080 | U | | < 0.011 | U | | < 0.0076 | U | | < 0.0055 | U | | 0.03 | | | < 0.0059 | U | | 0.0023 | J | |
| VMP-15 | 25.5 | VMP-15-25.5-110325 | 11/3/2025 | < 0.0035 | U | | < 0.0074 | U | | < 0.01 | UJ | UJ | < 0.0070 | U | | < 0.0051 | U | | 0.011 | | | < 0.0055 | U | | < 0.038 | U | |
| VMP-15 | 29 | VMP-15-29-020425 | 2/4/2025 | < 0.0033 | U | | 0.0027 | J | | < 0.0099 | U | | < 0.0066 | U | | < 0.0048 | U | | 0.088 | | | 0.0022 | J | | < 0.036 | U | |
| VMP-15 | 29 | VMP-15-29-072325 | 7/23/2025 | 0.0010 | J | | 0.0018 | J | | 0.0037 | J | | < 0.0072 | U | | < 0.0053 | U | | 0.034 | | | 0.0023 | J | | < 0.04 | U | |
| VMP-15 | 29 | VMP-15-29-110325 | 11/3/2025 | < 0.0034 | U | | < 0.0070 | U | | < 0.01 | UJ | UJ | < 0.0066 | U | | < 0.0048 | U | | 0.015 | | | < 0.0052 | U | | < 0.036 | U | |
| VMP-16 | 5 | VMP-16-5-020725 | 2/7/2025 | 0.17 | | | < 0.033 | U | | < 0.047 | U | | < 0.031 | U | | < 0.023 | U | | < 0.024 | U | | < 0.024 | U | | < 0.17 | U | |
| VMP-16 | 5 | VMP-16-5-050225 | 5/2/2025 | < 0.0036 | U | | < 0.0075 | U | | < 0.011 | U | | < 0.0070 | U | | < 0.0052 | U | | < 0.0055 | U | | 0.0018 | J | | < 0.039 | U | |
| VMP-16 | 5 | VMP-16-5-072825 | 7/28/2025 | < 0.0034 | U | | < 0.0071 | U | | < 0.01 | U | | < 0.0067 | U | | < 0.0049 | U | | < 0.0052 | U | | 0.0021 | J | | < 0.037 | U | |
| VMP-16 | 5 | VMP-16-5-110525 | 11/5/2025 | < 0.0034 | U | | < 0.0072 | U | | < 0.01 | U | | < 0.0068 | U | | < 0.0049 | U | | < 0.0052 | U | | 0.0022 | J | | < 0.037 | U | |
| VMP-16 | 13.5 | VMP-16-13.5-020725 | 2/7/2025 | 0.15 | J | | < 0.58 | U | | 1.7 | | | < 0.55 | U | | < 0.4 | U | | < 0.42 | U | | < 0.43 | U | | < 1.2 | U | |
| VMP-16 | 13.5 | VMP-16-13.5-050225 | 5/2/2025 | < 0.02 | U | | < 0.042 | U | | < 0.059 | U | | < 0.039 | U | | < 0.028 | U | | < 0.03 | U | | < 0.031 | U | | < 0.22 | U | |
| VMP-16 | 13.5 | VMP-16-13.5-072825 | 7/28/2025 | 0.0020 | J | | < 0.0073 | U | | < 0.01 | U | | < 0.0069 | U | | < 0.0050 | U | | < 0.0053 | U | | 0.0020 | J | | < 0.038 | U | |
| VMP-16 | 13.5 | VMP-16-13.5-110525 | 11/5/2025 | < 0.065 | U | | < 0.14 | U | | < 0.19 | U | | < 0.13 | U | | < 0.093 | U | | < 0.099 | U | | < 0.1 | U | | < 0.28 | U | |
| VMP-16 | 19 | VMP-16-19-020725 | 2/7/2025 | 3.5 | | | < 6.9 | U | | 15 | | | < 6.5 | U | | < 4.7 | U | | < 5 | U | | < 5.1 | U | | < 14 | U | |
| VMP-16 | 19 | VMP-16-19-050225 | 5/2/2025 | < 3.2 | U | | < 6.7 | U | | 18 | | | < 6.3 | U | | < 4.6 | U | | < 4.8 | U | | < 4.9 | U | | < 14 | U | |
| VMP-16 | 19 | VMP-16-19-072825 | 7/28/2025 | < 1.8 | U | | < 3.7 | U | | 4.2 | J | | < 3.5 | U | | < 2.5 | U | | < 2.7 | U | | < 2.7 | U | | < 7.6 | U | |
| VMP-16 | 19 | VMP-16-19-110525 | 11/5/2025 | 0.36 | J | J | < 1.2 | U | | 7 | | J | < 1.2 | U | | < 0.85 | U | | < 0.9 | U | | < 0.91 | U | | < 2.6 | U | |
| VMP-16 | 31 | VMP-16-31-020725 | 2/7/2025 | 48 | | | < 13 | U | | 20 | | | < 12 | U | | < 9 | U | | < 9.5 | U | | < 9.7 | U | | < 27 | U | |
| VMP-16 | 31 | VMP-16-31-050225 | 5/2/2025 | 8.7 | | | < 15 | U | | 38 | | | < 14 | U | | < 10 | U | | < 11 | U | | < 11 | U | | < 31 | U | |
| VMP-16 | 31 | VMP-16-31-072825 | 7/28/2025 | < 3.7 | U | | < 7.7 | U | | 7.6 | J | | < 7.2 | U | | < 5.3 | U | | < 5.6 | U | | < 5.7 | U | | < 16 | U | |
| VMP-16 | 31 | VMP-16-31-110525 | 11/5/2025 | < 1.7 | U | | < 3.5 | U | | 14 | | | < 3.3 | U | | < 2.4 | U | | < 2.5 | U | | < 2.6 | U | | < 7.2 | U | |
| VMP-17 | 5 | VMP-17-5-020325 | 2/3/2025 | < 0.0035 | U | | < 0.0073 | U | | < 0.01 | U | | < 0.0069 | U | | < 0.0050 | U | | < 0.0053 | U | | 0.0026 | J | | < 0.038 | U | |
| VMP-17 | 5 | VMP-17-5-020325-DUP | 2/3/2025 | < 0.0037 | U | | < 0.0077 | U | | < 0.011 | U | | < 0.0073 | U | | < 0.0053 | U | | < 0.0056 | U | | 0.0026 | J | | < 0.04 | U | |
| VMP-25 | 5 | VMP-25-5-032125 | 3/21/2025 | 0.00073 | J | | < 0.0067 | U | | 0.38 | | | < 0.0063 | U | | < 0.0046 | U | | < 0.0049 | U | | 0.0021 | J | | < 0.035 | U | |
| VMP-25 | 5 | VMP-25-5-072325 | 7/23/2025 | 0.013 | | | < 0.018 | U | | 0.84 | | | < 0.017 | U | | < 0.012 | U | | < 0.013 | U | | < 0.013 | U | | < 0.093 | U | |
| VMP-25 | 5 | VMP-25-5-072325-DUP | 7/23/2025 | 0.01 | | | < 0.011 | U | | 0.66 | | | < 0.01 | U | | < 0.0077 | U | | < 0.0081 | U | | < 0.0082 | U | | < 0.058 | U | |
| VMP-25 | 5 | VMP-25-5-110325 | 11/3/2025 | 0.0022 | J | | < 0.0069 | U | | 0.093 | J | J | < 0.0065 | U | | < 0.0047 | U | | < 0.0050 | U | | < 0.0051 | U | | < 0.036 | U | |
| VMP-25 | 5 | VMP-25-5-110325-DUP | 11/3/2025 | 0.0021 | J | | < 0.0068 | U | | 0.1 | J | J | < 0.0064 | U | | < 0.0047 | U | | < 0.0050 | U | | < 0.0050 | U | | < 0.035 | U | |
| VMP-25 | 9.5 | VMP-25-9.5-020425-DUP | 2/4/2025 | < 0.032 | U | | < 0.066 | U | | 1.4 | | | < 0.062 | U | | < 0.046 | U | | < 0.048 | U | | < 0.049 | U | | < 0.34 | U | |
| VMP-41 | 10 | VMP-41-10-020325 | 2/3/2025 | < 0.0034 | U | | < 0.0070 | U | | < 0.01 | U | | < 0.0066 | U | | < 0.0048 | U | | < 0.0051 | U | | 0.0025 | J | | < 0.036 | U | |
| VMP-41 | 10 | VMP-41-10-042525 | 4/25/2025 | 0.00080 | J | | < 0.0072 | U | | < 0.01 | U | | < 0.0067 | U | | < 0.0049 | U | | < 0.0052 | U | | 0.0022 | J | | < 0.037 | U | |
| VMP-41 | 10 | VMP-41-10-072125 | 7/21/2025 | 0.0011 | J | | < 0.0073 | U | | 0.017 | | | < 0.0069 | U | | < 0.0050 | U | | < 0.0053 | U | | 0.0018 | J | | < 0.038 | U | |
| VMP-41 | 10 | VMP-41-10-103025 | 10/30/2025 | < 0.0034 | U | | < 0.0071 | U | | < 0.01 | UJ | UJ | < 0.0067 | U | | < 0.0049 | U | | < 0.0052 | U | | 0.0019 | J | | < 0.037 | U | |
| VMP-41 | 20 | VMP-41-20-020325 | 2/3/2025 | < 0.0033 | U | | < 0.0070 | U | | < 0.0099 | U | | < 0.0066 | U | | < 0.0048 | U | | < 0.0051 | U | | 0.0026 | J | | < 0.036 | U | |
| VMP-41 | 20 | VMP-41-20-042525 | 4/25/2025 | < 0.0034 | U | | < 0.0070 | U | | < 0.01 | U | | < 0.0066 | U | | < 0.0048 | U | | < 0.0051 | U | | 0.0018 | J | | < 0.036 | U | |
| VMP-41 | 20 | VMP-41-20-042525-DUP | 4/25/2025 | < 0.0036 | U | | < 0.0077 | U | | < 0.011 | U | | < 0.0072 | U | | < 0.0053 | U | | < 0.0056 | U | | 0.0025 | J | | < 0.04 | U | |
| VMP-41 | 20 | VMP-41-20-072125 | 7/21/2025 | 0.00066 | J | | < 0.0073 | U | | < 0.01 | U | | < 0.0069 | U | | < 0.0050 | U | | < 0.0053 | U | | 0.0020 | J | | < 0.038 | U | |
| VMP-41 | 20 | VMP-41-20-103025 | 10/30/2025 | < 0.0032 | U | | < 0.0068 | U | | < 0.0096 | UJ | UJ | < 0.0064 | U | | < 0.0047 | U | | < 0.0050 | U | | 0.0019 | J | | < 0.035 | U | |

SEE LAST PAGE OF TABLE FOR NOTES

# TABLE 6
## HISTORICAL SUMMARY OF SOIL VAPOR ANALYTICAL DETECTIONS AND SCREENING RESULTS: PUBLIC WORKS YARD AND WRR - VOCS

| | | | | Benzene | | | Bromodichloromethane | | | Butane | | | Carbon Tetrachloride | | | Chlorobenzene | | | Chloroform | | | Dichlorodifluoromethane | | | Dichloromethane (Methylene Chloride) | | |
|---|---|---|---|---|---|---|---|---|---|---|---|---|---|---|---|---|---|---|---|---|---|---|---|---|---|---|---|
| Industrial/Commercial Screening Criteria (mg/m$^3$) | | | | 2.8 | | | 450000 | | | | | | 1.5 | | | 420 | | | 0.92 | | | 1700 | | | 45 | | |
| Location | Depth (ft bgs) | Sample ID | Sample Date | Result (mg/m$^3$) | Lab Quals | AECOM Quals | Result (mg/m$^3$) | Lab Quals | AECOM Quals | Result (mg/m$^3$) | Lab Quals | AECOM Quals | Result (mg/m$^3$) | Lab Quals | AECOM Quals | Result (mg/m$^3$) | Lab Quals | AECOM Quals | Result (mg/m$^3$) | Lab Quals | AECOM Quals | Result (mg/m$^3$) | Lab Quals | AECOM Quals | Result (mg/m$^3$) | Lab Quals | AECOM Quals |
| VMP-41 | 26 | VMP-41-26-020325 | 2/3/2025 | < 0.0035 | U | | < 0.0074 | U | | < 0.01 | U | | < 0.0070 | U | | < 0.0051 | U | | < 0.0054 | U | | 0.0024 | J | | < 0.038 | U | |
| VMP-41 | 26 | VMP-41-26-042525 | 4/25/2025 | 0.00084 | J | | < 0.0072 | U | | < 0.01 | U | | < 0.0068 | U | | < 0.0050 | U | | < 0.0053 | U | | 0.0024 | J | | < 0.038 | U | |
| VMP-41 | 26 | VMP-41-26-072125 | 7/21/2025 | < 0.0036 | U | | < 0.0075 | U | | < 0.011 | U | | < 0.0070 | U | | 0.0014 | J | | < 0.0055 | U | | 0.0025 | J | | < 0.039 | U | |
| VMP-41 | 26 | VMP-41-26-103025 | 10/30/2025 | 0.0086 | | | < 0.0068 | U | | < 0.0096 | UJ | UJ | < 0.0064 | U | | < 0.0046 | U | | < 0.0049 | U | | 0.0020 | J | | < 0.035 | U | |
| VMP-55 | 20 | VMP-55-20-020425 | 2/4/2025 | < 0.17 | U | | < 0.35 | U | | 1.3 | | | < 0.33 | U | | < 0.24 | U | | < 0.26 | U | | < 0.26 | U | | < 0.73 | U | |
| VMP-55 | 20 | VMP-55-20-042925 | 4/29/2025 | < 8.8 | U | | < 18 | U | | 44 | | | < 17 | U | | < 13 | U | | < 13 | U | | < 14 | U | | < 38 | U | |
| VMP-55 | 20 | VMP-55-20-072325 | 7/23/2025 | < 3.6 | U | | < 7.5 | U | | 83 | | | < 7 | U | | < 5.2 | U | | < 5.5 | U | | < 5.5 | U | | < 16 | U | |
| VMP-55 | 20 | VMP-55-20-110325 | 11/3/2025 | < 1.7 | U | | < 3.6 | U | | 37 | | | < 3.4 | U | | < 2.5 | U | | < 2.6 | U | | < 2.6 | U | | < 7.4 | U | |

# TABLE 6
## HISTORICAL SUMMARY OF SOIL VAPOR ANALYTICAL DETECTIONS AND SCREENING RESULTS: PUBLIC WORKS YARD AND WRR - VOCS

| | | | | 1,4-Dioxane | | | Ethanol | | | Ethylbenzene | | | 4-Ethyltoluene | | | Heptane | | | Hexane | | | Isopentane | | | 2-Propanol | | |
|---|---|---|---|---|---|---|---|---|---|---|---|---|---|---|---|---|---|---|---|---|---|---|---|---|---|---|---|
| Industrial/Commercial Screening Criteria (mg/m$^3$) | | | | 2.3 | | | | | | 9.3 | | | | | | | | | | | | | | | | | |
| Location | Depth (ft bgs) | Sample ID | Sample Date | Result (mg/m$^3$) | Lab Quals | AECOM Quals | Result (mg/m$^3$) | Lab Quals | AECOM Quals | Result (mg/m$^3$) | Lab Quals | AECOM Quals | Result (mg/m$^3$) | Lab Quals | AECOM Quals | Result (mg/m$^3$) | Lab Quals | AECOM Quals | Result (mg/m$^3$) | Lab Quals | AECOM Quals | Result (mg/m$^3$) | Lab Quals | AECOM Quals | Result (mg/m$^3$) | Lab Quals | AECOM Quals |
| VMP-10 | 5 | VMP-10-5-020325 | 2/3/2025 | < 0.015 | U | | < 0.019 | U | | < 0.0044 | U | | < 0.0050 | U | | < 0.0042 | U | | < 0.0036 | U | | < 0.012 | U | | 0.0063 | J | |
| VMP-10 | 5 | VMP-10-5-042425 | 4/24/2025 | < 0.016 | U | | < 0.022 | UJ | UJ | < 0.0050 | U | | < 0.0056 | U | | < 0.0047 | U | | < 0.0040 | U | | < 0.014 | U | | 0.0031 | J | |
| VMP-10 | 5 | VMP-10-5-072225 | 7/22/2025 | < 0.015 | U | | < 0.019 | U | | < 0.0044 | U | | < 0.0050 | U | | < 0.0042 | U | | < 0.0036 | U | | < 0.012 | U | | < 0.01 | U | |
| VMP-10 | 5 | VMP-10-5-103025 | 10/30/2025 | < 0.016 | U | | < 0.02 | U | | < 0.0047 | U | | < 0.0053 | U | | < 0.0044 | U | | < 0.0038 | U | | < 0.013 | U | | 0.0043 | J | |
| VMP-10 | 10 | VMP-10-10-020325 | 2/3/2025 | < 0.014 | U | | < 0.019 | U | | < 0.0044 | U | | < 0.0050 | U | | < 0.0041 | U | | < 0.0036 | U | | < 0.012 | U | | 0.0040 | J | |
| VMP-10 | 10 | VMP-10-10-020325-DUP | 2/3/2025 | < 0.014 | U | | 0.0045 | J | | < 0.0043 | U | | < 0.0048 | U | | < 0.0040 | U | | < 0.0035 | U | | < 0.012 | U | | 0.0055 | J | |
| VMP-10 | 10 | VMP-10-10-042425 | 4/24/2025 | < 0.017 | U | | 0.0083 | J | J | < 0.0050 | U | | < 0.0057 | U | | < 0.0048 | U | | < 0.0041 | U | | < 0.014 | U | | 0.0079 | J | |
| VMP-10 | 10 | VMP-10-10-072225 | 7/22/2025 | < 0.015 | U | | 0.0042 | J | | < 0.0046 | U | | < 0.0053 | U | | < 0.0044 | U | | < 0.0038 | U | | < 0.013 | U | | 0.0025 | J | |
| VMP-10 | 10 | VMP-10-10-072225-DUP | 7/22/2025 | < 0.015 | U | | 0.0043 | J | | < 0.0046 | U | | < 0.0053 | U | | < 0.0044 | U | | < 0.0038 | U | | < 0.013 | U | | 0.0071 | J | |
| VMP-10 | 10 | VMP-10-10-103025 | 10/30/2025 | < 0.015 | U | | < 0.02 | U | | < 0.0046 | U | | < 0.0052 | U | | < 0.0044 | U | | < 0.0038 | U | | < 0.012 | U | | 0.0045 | J | |
| VMP-10 | 20 | VMP-10-20-020325 | 2/3/2025 | < 0.015 | U | | < 0.02 | U | | < 0.0046 | U | | < 0.0053 | U | | < 0.0044 | U | | < 0.0038 | U | | < 0.013 | U | | 0.0035 | J | |
| VMP-10 | 20 | VMP-10-20-042425 | 4/24/2025 | < 0.017 | U | | 0.0081 | J | J | < 0.0051 | U | | < 0.0058 | U | | < 0.0048 | U | | < 0.0041 | U | | < 0.014 | U | | 0.012 | | |
| VMP-10 | 20 | VMP-10-20-072225 | 7/22/2025 | < 0.016 | U | | < 0.02 | U | | < 0.0047 | U | | < 0.0053 | U | | < 0.0044 | U | | < 0.0038 | U | | < 0.013 | U | | 0.0022 | J | |
| VMP-10 | 20 | VMP-10-20-103025 | 10/30/2025 | < 0.015 | U | | 0.0070 | J | J | < 0.0046 | U | | < 0.0052 | U | | < 0.0043 | U | | < 0.0037 | U | | < 0.012 | U | | 0.0050 | J | |
| VMP-10 | 30 | VMP-10-30-020325 | 2/3/2025 | < 0.016 | U | | 0.0091 | J | | < 0.0047 | U | | < 0.0053 | U | | < 0.0044 | U | | < 0.0038 | U | | < 0.013 | U | | 0.0046 | J | |
| VMP-10 | 30 | VMP-10-30-042425 | 4/24/2025 | < 0.016 | U | | < 0.021 | UJ | UJ | < 0.0048 | U | | < 0.0054 | U | | < 0.0045 | U | | < 0.0039 | U | | < 0.013 | U | | 0.0032 | J | |
| VMP-10 | 30 | VMP-10-30-072225 | 7/22/2025 | < 0.016 | U | | < 0.02 | U | | < 0.0047 | U | | < 0.0053 | U | | < 0.0044 | U | | < 0.0038 | U | | < 0.013 | U | | < 0.011 | U | |
| VMP-10 | 30 | VMP-10-30-103025 | 10/30/2025 | < 0.025 | U | | < 0.033 | U | | < 0.0076 | U | | < 0.0086 | U | | 0.016 | | | 0.046 | | | 1.1 | | | < 0.017 | U | |
| VMP-11 | 5 | VMP-11-5-020325 | 2/3/2025 | < 0.016 | U | | < 0.021 | U | | < 0.0048 | U | | < 0.0055 | U | | < 0.0046 | U | | < 0.0039 | U | | < 0.013 | U | | 0.013 | | |
| VMP-11 | 5 | VMP-11-5-042525 | 4/25/2025 | < 0.016 | U | | 0.015 | J | | < 0.0050 | U | | < 0.0056 | U | | < 0.0047 | U | | < 0.0040 | U | | 0.0030 | J | | 0.0076 | J | |
| VMP-11 | 5 | VMP-11-5-072225 | 7/22/2025 | < 0.016 | U | | < 0.02 | U | | < 0.0047 | U | | < 0.0053 | U | | < 0.0044 | U | | < 0.0038 | U | | < 0.013 | U | | 0.0016 | J | |
| VMP-11 | 5 | VMP-11-5-103125 | 10/31/2025 | < 0.014 | U | | 0.0067 | J | | < 0.0043 | U | | < 0.0049 | U | | < 0.0041 | U | | < 0.0035 | U | | < 0.012 | U | | 0.0051 | J | |
| VMP-11 | 8 | VMP-11-8-020325 | 2/3/2025 | < 0.016 | U | | < 0.021 | U | | < 0.0049 | U | | < 0.0055 | U | | < 0.0046 | U | | < 0.0039 | U | | < 0.013 | U | | 0.01 | J | |
| VMP-11 | 8 | VMP-11-8-042525 | 4/25/2025 | < 0.016 | U | | 0.0055 | J | | < 0.0048 | U | | < 0.0054 | U | | < 0.0045 | U | | < 0.0039 | U | | < 0.013 | U | | 0.0045 | J | |
| VMP-11 | 8 | VMP-11-8-072225 | 7/22/2025 | < 0.015 | U | | < 0.019 | U | | < 0.0044 | U | | < 0.0050 | U | | < 0.0042 | U | | < 0.0036 | U | | < 0.012 | U | | 0.0014 | J | |
| VMP-11 | 8 | VMP-11-8-103125 | 10/31/2025 | < 0.014 | U | | < 0.019 | U | | < 0.0044 | U | | < 0.0050 | U | | < 0.0041 | U | | < 0.0036 | U | | < 0.012 | U | | < 0.0099 | U | |
| VMP-11 | 29 | VMP-11-29-020325 | 2/3/2025 | < 0.015 | U | | < 0.02 | U | | < 0.0046 | U | | < 0.0053 | U | | < 0.0044 | U | | < 0.0038 | U | | < 0.013 | U | | 0.0027 | J | |
| VMP-11 | 29 | VMP-11-29-042525 | 4/25/2025 | < 0.016 | U | | 0.0064 | J | | < 0.0048 | U | | < 0.0055 | U | | < 0.0046 | U | | < 0.0039 | U | | < 0.013 | U | | 0.0049 | J | |
| VMP-11 | 29 | VMP-11-29-072225 | 7/22/2025 | < 0.015 | U | | < 0.02 | U | | < 0.0045 | U | | < 0.0051 | U | | < 0.0043 | U | | < 0.0037 | U | | < 0.012 | U | | 0.011 | | |
| VMP-11 | 29 | VMP-11-29-103125 | 10/31/2025 | < 0.014 | U | | < 0.019 | U | | < 0.0043 | U | | < 0.0049 | U | | < 0.0041 | U | | < 0.0035 | U | | < 0.012 | U | | < 0.0098 | U | |
| VMP-12 | 5 | VMP-12-5-020725 | 2/7/2025 | < 0.015 | U | | 0.027 | | | < 0.0044 | U | | < 0.0050 | U | | < 0.0042 | U | | < 0.0036 | U | | 0.0048 | J | | 0.015 | | |
| VMP-12 | 5 | VMP-12-5-050225 | 5/2/2025 | < 0.025 | U | | < 0.032 | U | | < 0.0075 | U | | < 0.0084 | U | | < 0.0070 | U | | < 0.0061 | U | | < 0.02 | U | | < 0.017 | U | |
| VMP-12 | 5 | VMP-12-5-072825 | 7/28/2025 | < 0.016 | U | | < 0.02 | U | | < 0.0047 | U | | < 0.0053 | U | | < 0.0044 | U | | < 0.0038 | U | | < 0.013 | U | | 0.0022 | J | |
| VMP-12 | 5 | VMP-12-5-110525 | 11/5/2025 | < 0.016 | U | | < 0.022 | U | | < 0.0050 | U | | < 0.0056 | U | | < 0.0047 | U | | < 0.0040 | U | | < 0.014 | U | | < 0.011 | U | |
| VMP-12 | 11.5 | VMP-12-11.5-020725 | 2/7/2025 | < 0.015 | U | | 0.03 | | | < 0.0046 | U | | < 0.0052 | U | | < 0.0043 | U | | < 0.0037 | U | | < 0.012 | U | | < 0.01 | U | |
| VMP-12 | 11.5 | VMP-12-11.5-050225 | 5/2/2025 | < 0.076 | U | | < 0.099 | U | | < 0.023 | U | | < 0.026 | U | | < 0.022 | U | | < 0.018 | U | | < 0.062 | U | | 4.2 | | |
| VMP-12 | 11.5 | VMP-12-11.5-072825 | 7/28/2025 | < 0.015 | U | | 0.0051 | J | | < 0.0046 | U | | < 0.0053 | U | | < 0.0044 | U | | < 0.0038 | U | | < 0.013 | U | | 0.0024 | J | |
| VMP-12 | 11.5 | VMP-12-11.5-110525 | 11/5/2025 | < 0.016 | U | | < 0.021 | U | | < 0.0049 | U | | < 0.0056 | U | | < 0.0046 | U | | < 0.0040 | U | | < 0.013 | U | | < 0.011 | U | |
| VMP-12 | 25 | VMP-12-25-020725 | 2/7/2025 | < 0.015 | U | | < 0.02 | U | | < 0.0046 | U | | < 0.0052 | U | | < 0.0043 | U | | < 0.0037 | U | | < 0.012 | U | | < 0.01 | U | |
| VMP-12 | 25 | VMP-12-25-050225 | 5/2/2025 | < 0.015 | U | | < 0.019 | U | | < 0.0045 | U | | < 0.0051 | U | | < 0.0042 | U | | < 0.0036 | U | | < 0.012 | U | | 0.033 | | |
| VMP-12 | 25 | VMP-12-25-072825 | 7/28/2025 | < 0.015 | U | | < 0.02 | U | | < 0.0047 | U | | < 0.0053 | U | | < 0.0044 | U | | < 0.0038 | U | | 0.023 | | | 0.0029 | J | |
| VMP-12 | 25 | VMP-12-25-110525 | 11/5/2025 | < 0.016 | U | | < 0.021 | U | | < 0.0049 | U | | < 0.0056 | U | | < 0.0046 | U | | < 0.0040 | U | | < 0.013 | U | | < 0.011 | U | |
| VMP-12 | 39 | VMP-12-39-020725 | 2/7/2025 | < 38 | U | | < 25 | U | | < 12 | U | | < 13 | U | | 170 | | | 790 | | | 1800 | | | < 33 | U | |
| VMP-12 | 39 | VMP-12-39-050225 | 5/2/2025 | < 0.015 | U | | < 0.02 | U | | < 0.0045 | U | | < 0.0051 | U | | < 0.0043 | U | | < 0.0037 | U | | 0.6 | | | 0.27 | | |
| VMP-12 | 39 | VMP-12-39-072825 | 7/28/2025 | < 0.016 | U | | < 0.022 | U | | < 0.0050 | U | | < 0.0056 | U | | < 0.0047 | U | | 0.0051 | | | 0.043 | | | < 0.011 | U | |
| VMP-12 | 39 | VMP-12-39-110525 | 11/5/2025 | < 2.5 | U | | < 1.6 | U | | < 0.76 | U | | 0.34 | J | | < 0.72 | U | | < 0.61 | U | | 48 | | | < 2.1 | U | |
| VMP-13 | 5 | VMP-13-5-020625 | 2/6/2025 | < 0.014 | U | | < 0.018 | U | | < 0.0042 | U | | < 0.0048 | U | | < 0.0040 | U | | < 0.0034 | U | | < 0.011 | U | | 0.0019 | J | |
| VMP-13 | 10.5 | VMP-13-10.5-020625 | 2/6/2025 | < 0.014 | U | | 0.0041 | J | | < 0.0042 | U | | < 0.0047 | U | | < 0.0039 | U | | < 0.0034 | U | | < 0.011 | U | | < 0.0094 | U | |
| VMP-13 | 21.5 | VMP-13-21.5-020625 | 2/6/2025 | < 0.014 | U | | 0.0070 | J | | < 0.0041 | U | | < 0.0047 | U | | 0.0032 | J | | 0.011 | | | 0.33 | | | 0.0019 | J | |
| VMP-13 | 21.5 | VMP-13-21.5-020625-DUP | 2/6/2025 | < 0.013 | U | | < 0.017 | U | | 0.0018 | J | | < 0.0044 | U | | 0.0034 | J | | 0.011 | | | 0.35 | | | 0.0016 | J | |
| VMP-14 | 5 | VMP-14-5-020625 | 2/6/2025 | < 0.015 | U | | 0.0080 | J | | < 0.0045 | U | | < 0.0051 | U | | < 0.0042 | U | | < 0.0036 | U | | < 0.012 | U | | 0.0028 | J | |
| VMP-14 | 5 | VMP-14-5-020625-DUP | 2/6/2025 | < 0.014 | U | | 0.0075 | J | | < 0.0043 | U | | < 0.0049 | U | | < 0.0040 | U | | < 0.0035 | U | | < 0.012 | U | | 0.0037 | J | |
| VMP-14 | 11.5 | VMP-14-11.5-020625 | 2/6/2025 | < 0.013 | U | | 0.0057 | J | | < 0.0039 | U | | < 0.0044 | U | | < 0.0036 | U | | < 0.0031 | U | | < 0.01 | U | | 0.0019 | J | |
| VMP-14 | 20 | VMP-14-20-020625 | 2/6/2025 | < 0.015 | U | | < 0.019 | U | | < 0.0044 | U | | < 0.0050 | U | | < 0.0042 | U | | 0.0043 | | | 0.32 | | | 0.0028 | J | |
| VMP-14 | 29 | VMP-14-29-020625 | 2/6/2025 | < 0.015 | U | | < 0.019 | U | | < 0.0044 | U | | < 0.0050 | U | | 0.0035 | J | | 0.013 | | | 0.76 | | | 0.0036 | J | |

SEE LAST PAGE OF TABLE FOR NOTES

# TABLE 6
## HISTORICAL SUMMARY OF SOIL VAPOR ANALYTICAL DETECTIONS AND SCREENING RESULTS: PUBLIC WORKS YARD AND WRR - VOCS

| | | | | 1,4-Dioxane | | | Ethanol | | | Ethylbenzene | | | 4-Ethyltoluene | | | Heptane | | | Hexane | | | Isopentane | | | 2-Propanol | | |
|---|---|---|---|---|---|---|---|---|---|---|---|---|---|---|---|---|---|---|---|---|---|---|---|---|---|---|---|
| Industrial/Commercial Screening Criteria (mg/m$^3$) | | | | 2.3 | | | | | | 9.3 | | | | | | | | | | | | | | | | | |
| Location | Depth (ft bgs) | Sample ID | Sample Date | Result (mg/m$^3$) | Lab Quals | AECOM Quals | Result (mg/m$^3$) | Lab Quals | AECOM Quals | Result (mg/m$^3$) | Lab Quals | AECOM Quals | Result (mg/m$^3$) | Lab Quals | AECOM Quals | Result (mg/m$^3$) | Lab Quals | AECOM Quals | Result (mg/m$^3$) | Lab Quals | AECOM Quals | Result (mg/m$^3$) | Lab Quals | AECOM Quals | Result (mg/m$^3$) | Lab Quals | AECOM Quals |
| VMP-15 | 5 | VMP-15-5-020425 | 2/4/2025 | < 0.014 | U | | 0.0083 | J | | < 0.0044 | U | | < 0.0049 | U | | < 0.0041 | U | | < 0.0035 | U | | < 0.012 | U | | < 0.0099 | U | |
| VMP-15 | 5 | VMP-15-5-042925 | 4/29/2025 | < 0.016 | U | | 0.016 | J | | < 0.0049 | U | | < 0.0055 | U | | < 0.0046 | U | | < 0.0039 | U | | < 0.013 | U | | 0.01 | J | |
| VMP-15 | 5 | VMP-15-5-072325 | 7/23/2025 | < 0.016 | U | | 0.0096 | J | | < 0.0048 | U | | < 0.0054 | U | | < 0.0045 | U | | < 0.0038 | U | | 0.0020 | J | | < 0.011 | U | |
| VMP-15 | 5 | VMP-15-5-110325 | 11/3/2025 | < 0.015 | U | | 0.016 | J | | < 0.0046 | U | | < 0.0052 | U | | < 0.0043 | U | | < 0.0037 | U | | < 0.012 | U | | < 0.01 | U | |
| VMP-15 | 21.5 | VMP-15-21.5-020425 | 2/4/2025 | < 0.014 | U | | < 0.019 | U | | < 0.0044 | U | | < 0.0050 | U | | < 0.0041 | U | | < 0.0036 | U | | < 0.012 | U | | < 0.0099 | U | |
| VMP-15 | 21.5 | VMP-15-21.5-042925 | 4/29/2025 | < 0.016 | U | | 0.12 | | | < 0.0049 | U | | < 0.0056 | U | | < 0.0047 | U | | < 0.0040 | U | | 0.0038 | J | | 0.033 | | |
| VMP-15 | 21.5 | VMP-15-21.5-072325 | 7/23/2025 | < 0.017 | U | | < 0.022 | U | | < 0.0051 | U | | < 0.0058 | U | | < 0.0048 | U | | < 0.0041 | U | | < 0.014 | U | | < 0.012 | U | |
| VMP-15 | 21.5 | VMP-15-21.5-110325 | 11/3/2025 | < 0.016 | U | | 0.04 | | | < 0.0047 | U | | < 0.0054 | U | | < 0.0045 | U | | < 0.0038 | U | | < 0.013 | U | | 0.0038 | J | |
| VMP-15 | 25.5 | VMP-15-25.5-020425 | 2/4/2025 | < 0.015 | U | | < 0.02 | U | | < 0.0046 | U | | < 0.0052 | U | | < 0.0043 | U | | < 0.0037 | U | | < 0.012 | U | | < 0.01 | U | |
| VMP-15 | 25.5 | VMP-15-25.5-042925 | 4/29/2025 | < 0.016 | U | | 0.059 | | | < 0.0050 | U | | < 0.0056 | U | | < 0.0047 | U | | < 0.0040 | U | | 0.0026 | J | | 0.048 | | |
| VMP-15 | 25.5 | VMP-15-25.5-072325 | 7/23/2025 | < 0.017 | U | | 0.011 | J | | < 0.0052 | U | | < 0.0059 | U | | 0.0055 | | | 0.0056 | | | 0.0032 | J | | < 0.012 | U | |
| VMP-15 | 25.5 | VMP-15-25.5-110325 | 11/3/2025 | < 0.016 | U | | 0.045 | | | < 0.0048 | U | | < 0.0054 | U | | < 0.0045 | U | | < 0.0039 | U | | < 0.013 | U | | < 0.011 | U | |
| VMP-15 | 29 | VMP-15-29-020425 | 2/4/2025 | < 0.015 | U | | < 0.02 | U | | < 0.0045 | U | | < 0.0051 | U | | < 0.0043 | U | | < 0.0037 | U | | < 0.012 | U | | < 0.01 | U | |
| VMP-15 | 29 | VMP-15-29-072325 | 7/23/2025 | < 0.016 | U | | 0.018 | J | | < 0.0050 | U | | < 0.0056 | U | | < 0.0047 | U | | < 0.0040 | U | | < 0.014 | U | | < 0.011 | U | |
| VMP-15 | 29 | VMP-15-29-110325 | 11/3/2025 | < 0.015 | U | | < 0.02 | U | | < 0.0046 | U | | < 0.0052 | U | | < 0.0043 | U | | < 0.0037 | U | | < 0.012 | U | | < 0.01 | U | |
| VMP-16 | 5 | VMP-16-5-020725 | 2/7/2025 | < 0.071 | U | | 0.033 | J | | 0.053 | | | < 0.024 | U | | 0.29 | | | 0.21 | | | 0.085 | | | < 0.048 | U | |
| VMP-16 | 5 | VMP-16-5-050225 | 5/2/2025 | < 0.016 | U | | 0.0077 | J | | < 0.0049 | U | | < 0.0055 | U | | < 0.0046 | U | | < 0.0039 | U | | < 0.013 | U | | < 0.011 | U | |
| VMP-16 | 5 | VMP-16-5-072825 | 7/28/2025 | < 0.015 | U | | < 0.02 | U | | < 0.0046 | U | | < 0.0052 | U | | < 0.0043 | U | | < 0.0037 | U | | < 0.012 | U | | 0.0032 | J | |
| VMP-16 | 5 | VMP-16-5-110525 | 11/5/2025 | < 0.015 | U | | < 0.02 | U | | < 0.0047 | U | | < 0.0053 | U | | < 0.0044 | U | | < 0.0038 | U | | < 0.013 | U | | < 0.01 | U | |
| VMP-16 | 13.5 | VMP-16-13.5-020725 | 2/7/2025 | < 1.2 | U | | < 0.82 | U | | < 0.38 | U | | 0.092 | J | | 1.2 | | | 0.7 | | | 31 | | | < 1.1 | U | |
| VMP-16 | 13.5 | VMP-16-13.5-050225 | 5/2/2025 | < 0.089 | U | | < 0.12 | U | | < 0.027 | U | | < 0.03 | U | | < 0.025 | U | | < 0.022 | U | | 0.028 | J | | < 0.061 | U | |
| VMP-16 | 13.5 | VMP-16-13.5-072825 | 7/28/2025 | < 0.016 | U | | < 0.021 | U | | < 0.0048 | U | | < 0.0054 | U | | < 0.0045 | U | | < 0.0038 | U | | 0.065 | | | < 0.011 | U | |
| VMP-16 | 13.5 | VMP-16-13.5-110525 | 11/5/2025 | < 0.29 | U | | < 0.19 | U | | < 0.088 | U | | < 0.1 | U | | < 0.083 | U | | < 0.072 | U | | < 0.24 | U | | < 0.25 | U | |
| VMP-16 | 19 | VMP-16-19-020725 | 2/7/2025 | < 15 | U | | < 9.7 | U | | < 4.5 | U | | < 5.1 | U | | 12 | | | 13 | | | 210 | | | < 13 | U | |
| VMP-16 | 19 | VMP-16-19-050225 | 5/2/2025 | < 14 | U | | < 9.4 | U | | < 4.3 | U | | < 4.9 | U | | < 4.1 | U | | < 3.5 | U | | 190 | | | < 12 | U | |
| VMP-16 | 19 | VMP-16-19-072825 | 7/28/2025 | < 7.9 | U | | < 5.2 | U | | 1.1 | J | | 2.8 | | | 1.4 | J | | 2.1 | | | 79 | | | < 6.8 | U | |
| VMP-16 | 19 | VMP-16-19-110525 | 11/5/2025 | < 2.6 | U | | < 1.7 | U | | 0.55 | J | J | 1.6 | | J | 0.9 | | J | 1.2 | | J | 52 | | J | < 2.3 | U | |
| VMP-16 | 31 | VMP-16-31-020725 | 2/7/2025 | < 28 | U | | < 18 | U | | 5 | J | | < 9.6 | U | | 46 | | | 160 | | | 450 | | | < 24 | U | |
| VMP-16 | 31 | VMP-16-31-050225 | 5/2/2025 | < 32 | U | | < 21 | U | | 66 | | | < 11 | U | | 25 | | | 9.9 | | | 470 | | | < 27 | U | |
| VMP-16 | 31 | VMP-16-31-072825 | 7/28/2025 | < 16 | U | | < 11 | U | | 36 | | | < 5.6 | U | | 9.9 | | | 1.3 | J | | 170 | | | < 14 | U | |
| VMP-16 | 31 | VMP-16-31-110525 | 11/5/2025 | < 7.5 | U | | < 4.9 | U | | 50 | | | 1.3 | J | | 3.1 | | | 0.95 | J | | 160 | | | < 6.4 | U | |
| VMP-17 | 5 | VMP-17-5-020325 | 2/3/2025 | < 0.016 | U | | < 0.021 | U | | < 0.0048 | U | | < 0.0054 | U | | < 0.0045 | U | | < 0.0038 | U | | < 0.013 | U | | 0.016 | | |
| VMP-17 | 5 | VMP-17-5-020325-DUP | 2/3/2025 | < 0.017 | U | | < 0.022 | U | | < 0.0050 | U | | < 0.0057 | U | | < 0.0047 | U | | < 0.0041 | U | | < 0.014 | U | | 0.0052 | J | |
| VMP-25 | 5 | VMP-25-5-032125 | 3/21/2025 | < 0.014 | U | | 0.012 | J | | < 0.0044 | U | | < 0.0049 | U | | < 0.0041 | U | | 0.0031 | J | | 0.72 | | | 0.0048 | J | |
| VMP-25 | 5 | VMP-25-5-072325 | 7/23/2025 | < 0.039 | U | | < 0.05 | U | | < 0.012 | U | | < 0.013 | U | | < 0.011 | U | | 0.017 | | | 1.3 | | | < 0.026 | U | |
| VMP-25 | 5 | VMP-25-5-072325-DUP | 7/23/2025 | < 0.024 | U | | < 0.031 | U | | 0.0032 | J | | < 0.0082 | U | | < 0.0068 | U | | 0.014 | | | 0.87 | | | < 0.016 | U | |
| VMP-25 | 5 | VMP-25-5-110325 | 11/3/2025 | < 0.015 | U | | < 0.019 | U | | < 0.0045 | U | | < 0.0051 | U | | < 0.0042 | U | | 0.0036 | | | 0.33 | | | < 0.01 | U | |
| VMP-25 | 5 | VMP-25-5-110325-DUP | 11/3/2025 | < 0.015 | U | | < 0.019 | U | | < 0.0044 | U | | < 0.0050 | U | | < 0.0042 | U | | 0.0031 | J | | 0.33 | | | < 0.01 | U | |
| VMP-25 | 9.5 | VMP-25-9.5-020425-DUP | 2/4/2025 | < 0.14 | U | | < 0.19 | U | | < 0.043 | U | | < 0.049 | U | | < 0.04 | U | | 0.017 | J | | 8.6 | | | < 0.097 | U | |
| VMP-41 | 10 | VMP-41-10-020325 | 2/3/2025 | < 0.015 | U | | 0.0050 | J | | < 0.0046 | U | | < 0.0052 | U | | < 0.0043 | U | | < 0.0037 | U | | < 0.012 | U | | 0.0093 | J | |
| VMP-41 | 10 | VMP-41-10-042525 | 4/25/2025 | < 0.015 | U | | 0.0055 | J | | < 0.0046 | U | | < 0.0053 | U | | < 0.0044 | U | | < 0.0038 | U | | < 0.013 | U | | 0.0064 | J | |
| VMP-41 | 10 | VMP-41-10-072125 | 7/21/2025 | < 0.016 | U | | 0.015 | J | | < 0.0048 | U | | < 0.0054 | U | | < 0.0045 | U | | 0.0024 | J | | 0.027 | | | 0.0057 | J | |
| VMP-41 | 10 | VMP-41-10-103025 | 10/30/2025 | < 0.015 | U | | 0.0080 | J | J | < 0.0046 | U | | < 0.0052 | U | | < 0.0043 | U | | < 0.0037 | U | | < 0.012 | U | | 0.043 | | |
| VMP-41 | 20 | VMP-41-20-020325 | 2/3/2025 | < 0.015 | U | | < 0.02 | U | | < 0.0045 | U | | < 0.0051 | U | | < 0.0043 | U | | < 0.0037 | U | | < 0.012 | U | | 0.0034 | J | |
| VMP-41 | 20 | VMP-41-20-042525 | 4/25/2025 | < 0.015 | U | | 0.0094 | J | | < 0.0046 | U | | < 0.0052 | U | | < 0.0043 | U | | < 0.0037 | U | | < 0.012 | U | | 0.0045 | J | |
| VMP-41 | 20 | VMP-41-20-042525-DUP | 4/25/2025 | < 0.016 | U | | 0.0055 | J | | < 0.0050 | U | | < 0.0056 | U | | < 0.0047 | U | | < 0.0040 | U | | < 0.014 | U | | 0.011 | J | |
| VMP-41 | 20 | VMP-41-20-072125 | 7/21/2025 | < 0.016 | U | | < 0.021 | U | | < 0.0048 | U | | < 0.0054 | U | | < 0.0045 | U | | < 0.0038 | U | | < 0.013 | U | | 0.0070 | J | |
| VMP-41 | 20 | VMP-41-20-103025 | 10/30/2025 | < 0.015 | U | | 0.011 | J | J | 0.0024 | J | | < 0.0050 | U | | < 0.0042 | U | | < 0.0036 | U | | < 0.012 | U | | 0.0057 | J | |

SEE LAST PAGE OF TABLE FOR NOTES

# TABLE 6
## HISTORICAL SUMMARY OF SOIL VAPOR ANALYTICAL DETECTIONS AND SCREENING RESULTS: PUBLIC WORKS YARD AND WRR - VOCS

| | | | | 1,4-Dioxane | | | Ethanol | | | Ethylbenzene | | | 4-Ethyltoluene | | | Heptane | | | Hexane | | | Isopentane | | | 2-Propanol | | |
|---|---|---|---|---|---|---|---|---|---|---|---|---|---|---|---|---|---|---|---|---|---|---|---|---|---|---|---|
| Industrial/Commercial Screening Criteria ($mg/m^3$) | | | | 2.3 | | | | | | 9.3 | | | | | | | | | | | | | | | | | |
| Location | Depth (ft bgs) | Sample ID | Sample Date | Result ($mg/m^3$) | Lab Quals | AECOM Quals | Result ($mg/m^3$) | Lab Quals | AECOM Quals | Result ($mg/m^3$) | Lab Quals | AECOM Quals | Result ($mg/m^3$) | Lab Quals | AECOM Quals | Result ($mg/m^3$) | Lab Quals | AECOM Quals | Result ($mg/m^3$) | Lab Quals | AECOM Quals | Result ($mg/m^3$) | Lab Quals | AECOM Quals | Result ($mg/m^3$) | Lab Quals | AECOM Quals |
| VMP-41 | 26 | VMP-41-26-020325 | 2/3/2025 | < 0.016 | U | | < 0.021 | U | | < 0.0048 | U | | < 0.0054 | U | | < 0.0045 | U | | < 0.0039 | U | | < 0.013 | U | | 0.0070 | J | |
| VMP-41 | 26 | VMP-41-26-042525 | 4/25/2025 | < 0.016 | U | | 0.0060 | J | | < 0.0047 | U | | < 0.0053 | U | | < 0.0044 | U | | < 0.0038 | U | | < 0.013 | U | | 0.0076 | J | |
| VMP-41 | 26 | VMP-41-26-072125 | 7/21/2025 | < 0.016 | U | | 0.027 | | | < 0.0049 | U | | < 0.0055 | U | | < 0.0046 | U | | < 0.0039 | U | | 0.0087 | J | | 0.012 | | |
| VMP-41 | 26 | VMP-41-26-103025 | 10/30/2025 | < 0.014 | U | | < 0.019 | U | | < 0.0044 | U | | < 0.0050 | U | | < 0.0041 | U | | < 0.0036 | U | | < 0.012 | U | | 0.0042 | J | |
| VMP-55 | 20 | VMP-55-20-020425 | 2/4/2025 | < 0.76 | U | | < 0.49 | U | | < 0.23 | U | | < 0.26 | U | | < 0.22 | U | | < 0.18 | U | | 64 | | | < 0.64 | U | |
| VMP-55 | 20 | VMP-55-20-042925 | 4/29/2025 | < 39 | U | | < 26 | U | | < 12 | U | | < 13 | U | | 13 | | | 27 | | | 940 | | | < 34 | U | |
| VMP-55 | 20 | VMP-55-20-072325 | 7/23/2025 | < 16 | U | | < 10 | U | | < 4.9 | U | | < 5.5 | U | | 42 | | | 74 | | | 400 | | | < 14 | U | |
| VMP-55 | 20 | VMP-55-20-110325 | 11/3/2025 | < 7.7 | U | | < 5 | U | | < 2.3 | U | | < 2.6 | U | | 61 | | | 47 | | | 190 | | | < 6.6 | U | |

# TABLE 6
## HISTORICAL SUMMARY OF SOIL VAPOR ANALYTICAL DETECTIONS AND SCREENING RESULTS: PUBLIC WORKS YARD AND WRR - VOCS

| | | | | Tetrachloroethene | | | Trichloroethene | | | 1,2,4-Trimethylbenzene | | | 1,3,5-Trimethylbenzene | | | 2,2,4-Trimethylpentane | | | Vinyl Chloride | | | m,p-Xylene | | | o-Xylene | | |
|---|---|---|---|---|---|---|---|---|---|---|---|---|---|---|---|---|---|---|---|---|---|---|---|---|---|---|---|
| Industrial/Commercial Screening Criteria (mg/m$^3$) | | | | 4 | | | 12 | | | | | | | | | | | | 4.8 | | | 820 | | | 790 | | |
| Location | Depth (ft bgs) | Sample ID | Sample Date | Result (mg/m$^3$) | Lab Quals | AECOM Quals | Result (mg/m$^3$) | Lab Quals | AECOM Quals | Result (mg/m$^3$) | Lab Quals | AECOM Quals | Result (mg/m$^3$) | Lab Quals | AECOM Quals | Result (mg/m$^3$) | Lab Quals | AECOM Quals | Result (mg/m$^3$) | Lab Quals | AECOM Quals | Result (mg/m$^3$) | Lab Quals | AECOM Quals | Result (mg/m$^3$) | Lab Quals | AECOM Quals |
| VMP-10 | 5 | VMP-10-5-020325 | 2/3/2025 | < 0.0070 | U | | < 0.0055 | U | | < 0.0050 | U | | < 0.0050 | U | | < 0.0048 | U | | < 0.0026 | U | | < 0.0089 | U | | < 0.0044 | U | |
| VMP-10 | 5 | VMP-10-5-042425 | 4/24/2025 | < 0.0078 | U | | < 0.0062 | U | | < 0.0056 | U | | < 0.0056 | U | | < 0.0053 | U | | < 0.0029 | U | | < 0.0099 | U | | < 0.0050 | U | |
| VMP-10 | 5 | VMP-10-5-072225 | 7/22/2025 | 0.024 | | | < 0.0055 | U | | < 0.0050 | U | | < 0.0050 | U | | < 0.0048 | U | | < 0.0026 | U | | < 0.0088 | U | | < 0.0044 | U | |
| VMP-10 | 5 | VMP-10-5-103025 | 10/30/2025 | < 0.0073 | U | | < 0.0058 | U | | < 0.0053 | U | | < 0.0053 | U | | < 0.0050 | U | | < 0.0028 | U | | < 0.0094 | U | | < 0.0047 | U | |
| VMP-10 | 10 | VMP-10-10-020325 | 2/3/2025 | < 0.0068 | U | | < 0.0054 | U | | < 0.0050 | U | | < 0.0050 | U | | < 0.0047 | U | | < 0.0026 | U | | < 0.0088 | U | | < 0.0044 | U | |
| VMP-10 | 10 | VMP-10-10-020325-DUP | 2/3/2025 | < 0.0067 | U | | < 0.0053 | U | | < 0.0048 | U | | < 0.0048 | U | | < 0.0046 | U | | < 0.0025 | U | | < 0.0086 | U | | < 0.0043 | U | |
| VMP-10 | 10 | VMP-10-10-042425 | 4/24/2025 | < 0.0079 | U | | < 0.0063 | U | | < 0.0057 | U | | < 0.0057 | U | | < 0.0054 | U | | < 0.0030 | U | | < 0.01 | U | | < 0.0050 | U | |
| VMP-10 | 10 | VMP-10-10-072225 | 7/22/2025 | < 0.0072 | U | | < 0.0058 | U | | < 0.0052 | U | | < 0.0053 | U | | < 0.0050 | U | | < 0.0027 | U | | < 0.0093 | U | | < 0.0046 | U | |
| VMP-10 | 10 | VMP-10-10-072225-DUP | 7/22/2025 | < 0.0072 | U | | < 0.0058 | U | | < 0.0052 | U | | < 0.0053 | U | | < 0.0050 | U | | < 0.0027 | U | | < 0.0093 | U | | < 0.0046 | U | |
| VMP-10 | 10 | VMP-10-10-103025 | 10/30/2025 | < 0.0072 | U | | < 0.0057 | U | | < 0.0052 | U | | < 0.0052 | U | | < 0.0050 | U | | < 0.0027 | U | | < 0.0092 | U | | < 0.0046 | U | |
| VMP-10 | 20 | VMP-10-20-020325 | 2/3/2025 | < 0.0072 | U | | < 0.0058 | U | | < 0.0052 | U | | < 0.0053 | U | | < 0.0050 | U | | < 0.0027 | U | | < 0.0093 | U | | < 0.0046 | U | |
| VMP-10 | 20 | VMP-10-20-042425 | 4/24/2025 | < 0.0079 | U | | < 0.0063 | U | | < 0.0058 | U | | < 0.0058 | U | | < 0.0055 | U | | < 0.0030 | U | | < 0.01 | U | | < 0.0051 | U | |
| VMP-10 | 20 | VMP-10-20-072225 | 7/22/2025 | < 0.0074 | U | | < 0.0058 | U | | < 0.0053 | U | | < 0.0053 | U | | < 0.0051 | U | | < 0.0028 | U | | < 0.0094 | U | | < 0.0047 | U | |
| VMP-10 | 20 | VMP-10-20-103025 | 10/30/2025 | < 0.0071 | U | | < 0.0056 | U | | < 0.0052 | U | | < 0.0052 | U | | 0.0054 | | | < 0.0027 | U | | < 0.0091 | U | | < 0.0046 | U | |
| VMP-10 | 30 | VMP-10-30-020325 | 2/3/2025 | < 0.0073 | U | | < 0.0058 | U | | < 0.0053 | U | | < 0.0053 | U | | < 0.0050 | U | | < 0.0028 | U | | < 0.0094 | U | | < 0.0047 | U | |
| VMP-10 | 30 | VMP-10-30-042425 | 4/24/2025 | < 0.0075 | U | | < 0.0059 | U | | < 0.0054 | U | | < 0.0054 | U | | < 0.0051 | U | | < 0.0028 | U | | < 0.0096 | U | | < 0.0048 | U | |
| VMP-10 | 30 | VMP-10-30-072225 | 7/22/2025 | < 0.0074 | U | | < 0.0058 | U | | < 0.0053 | U | | < 0.0053 | U | | < 0.0051 | U | | < 0.0028 | U | | < 0.0094 | U | | < 0.0047 | U | |
| VMP-10 | 30 | VMP-10-30-103025 | 10/30/2025 | < 0.012 | U | | < 0.0094 | U | | 0.0042 | J | | 0.0072 | J | | 0.4 | | | < 0.0045 | U | | 0.0084 | J | | < 0.0076 | U | |
| VMP-11 | 5 | VMP-11-5-020325 | 2/3/2025 | < 0.0076 | U | | < 0.0060 | U | | < 0.0055 | U | | < 0.0055 | U | | < 0.0052 | U | | < 0.0028 | U | | < 0.0097 | U | | < 0.0048 | U | |
| VMP-11 | 5 | VMP-11-5-042525 | 4/25/2025 | < 0.0078 | U | | < 0.0062 | U | | < 0.0056 | U | | < 0.0056 | U | | 0.0049 | J | | < 0.0029 | U | | < 0.01 | U | | < 0.0050 | U | |
| VMP-11 | 5 | VMP-11-5-072225 | 7/22/2025 | < 0.0073 | U | | < 0.0058 | U | | < 0.0053 | U | | < 0.0053 | U | | < 0.0050 | U | | < 0.0028 | U | | < 0.0094 | U | | < 0.0047 | U | |
| VMP-11 | 5 | VMP-11-5-103125 | 10/31/2025 | < 0.0068 | U | | < 0.0054 | U | | < 0.0049 | U | | < 0.0049 | U | | < 0.0047 | U | | < 0.0026 | U | | < 0.0087 | U | | < 0.0043 | U | |
| VMP-11 | 8 | VMP-11-8-020325 | 2/3/2025 | < 0.0076 | U | | < 0.0060 | U | | < 0.0055 | U | | < 0.0055 | U | | < 0.0052 | U | | < 0.0029 | U | | < 0.0097 | U | | < 0.0049 | U | |
| VMP-11 | 8 | VMP-11-8-042525 | 4/25/2025 | < 0.0075 | U | | < 0.0059 | U | | < 0.0054 | U | | < 0.0054 | U | | < 0.0051 | U | | < 0.0028 | U | | < 0.0096 | U | | < 0.0048 | U | |
| VMP-11 | 8 | VMP-11-8-072225 | 7/22/2025 | < 0.0069 | U | | < 0.0055 | U | | < 0.0050 | U | | < 0.0050 | U | | < 0.0048 | U | | < 0.0026 | U | | < 0.0088 | U | | < 0.0044 | U | |
| VMP-11 | 8 | VMP-11-8-103125 | 10/31/2025 | < 0.0068 | U | | < 0.0054 | U | | < 0.0050 | U | | < 0.0050 | U | | < 0.0047 | U | | < 0.0026 | U | | < 0.0088 | U | | < 0.0044 | U | |
| VMP-11 | 29 | VMP-11-29-020325 | 2/3/2025 | < 0.0072 | U | | < 0.0058 | U | | < 0.0052 | U | | < 0.0053 | U | | < 0.0050 | U | | < 0.0027 | U | | < 0.0093 | U | | < 0.0046 | U | |
| VMP-11 | 29 | VMP-11-29-042525 | 4/25/2025 | < 0.0076 | U | | < 0.0060 | U | | < 0.0055 | U | | < 0.0055 | U | | < 0.0052 | U | | < 0.0028 | U | | < 0.0097 | U | | < 0.0048 | U | |
| VMP-11 | 29 | VMP-11-29-072225 | 7/22/2025 | < 0.0070 | U | | < 0.0056 | U | | < 0.0051 | U | | < 0.0051 | U | | < 0.0048 | U | | < 0.0026 | U | | < 0.0090 | U | | < 0.0045 | U | |
| VMP-11 | 29 | VMP-11-29-103125 | 10/31/2025 | < 0.0067 | U | | < 0.0053 | U | | < 0.0049 | U | | < 0.0049 | U | | < 0.0046 | U | | < 0.0025 | U | | < 0.0086 | U | | < 0.0043 | U | |
| VMP-12 | 5 | VMP-12-5-020725 | 2/7/2025 | < 0.0069 | U | | < 0.0055 | U | | < 0.0050 | U | | < 0.0050 | U | | < 0.0048 | U | | < 0.0026 | U | | < 0.0088 | U | | < 0.0044 | U | |
| VMP-12 | 5 | VMP-12-5-050225 | 5/2/2025 | < 0.012 | U | | < 0.0092 | U | | < 0.0084 | U | | < 0.0084 | U | | < 0.0080 | U | | < 0.0044 | U | | < 0.015 | U | | < 0.0075 | U | |
| VMP-12 | 5 | VMP-12-5-072825 | 7/28/2025 | < 0.0074 | U | | < 0.0058 | U | | < 0.0053 | U | | < 0.0053 | U | | < 0.0051 | U | | < 0.0028 | U | | < 0.0094 | U | | < 0.0047 | U | |
| VMP-12 | 5 | VMP-12-5-110525 | 11/5/2025 | < 0.0078 | U | | < 0.0062 | U | | < 0.0056 | U | | < 0.0056 | U | | < 0.0053 | U | | < 0.0029 | U | | < 0.0099 | U | | < 0.0050 | U | |
| VMP-12 | 11.5 | VMP-12-11.5-020725 | 2/7/2025 | < 0.0072 | U | | < 0.0057 | U | | < 0.0052 | U | | < 0.0052 | U | | < 0.0050 | U | | < 0.0027 | U | | < 0.0092 | U | | < 0.0046 | U | |
| VMP-12 | 11.5 | VMP-12-11.5-050225 | 5/2/2025 | < 0.036 | U | | < 0.028 | U | | < 0.026 | U | | < 0.026 | U | | < 0.024 | U | | < 0.013 | U | | < 0.046 | U | | < 0.023 | U | |
| VMP-12 | 11.5 | VMP-12-11.5-072825 | 7/28/2025 | < 0.0072 | U | | < 0.0058 | U | | < 0.0052 | U | | < 0.0053 | U | | < 0.0050 | U | | < 0.0027 | U | | < 0.0093 | U | | < 0.0046 | U | |
| VMP-12 | 11.5 | VMP-12-11.5-110525 | 11/5/2025 | < 0.0077 | U | | < 0.0061 | U | | < 0.0056 | U | | < 0.0056 | U | | < 0.0053 | U | | < 0.0029 | U | | < 0.0098 | U | | < 0.0049 | U | |
| VMP-12 | 25 | VMP-12-25-020725 | 2/7/2025 | < 0.0072 | U | | < 0.0057 | U | | < 0.0052 | U | | < 0.0052 | U | | 0.0032 | J | | < 0.0027 | U | | < 0.0092 | U | | < 0.0046 | U | |
| VMP-12 | 25 | VMP-12-25-050225 | 5/2/2025 | < 0.0070 | U | | < 0.0055 | U | | < 0.0051 | U | | < 0.0051 | U | | < 0.0048 | U | | < 0.0026 | U | | < 0.0089 | U | | < 0.0045 | U | |
| VMP-12 | 25 | VMP-12-25-072825 | 7/28/2025 | < 0.0073 | U | | < 0.0058 | U | | < 0.0053 | U | | < 0.0053 | U | | < 0.0050 | U | | < 0.0027 | U | | < 0.0093 | U | | < 0.0047 | U | |
| VMP-12 | 25 | VMP-12-25-110525 | 11/5/2025 | < 0.0077 | U | | < 0.0061 | U | | < 0.0056 | U | | < 0.0056 | U | | < 0.0053 | U | | < 0.0029 | U | | < 0.0098 | U | | < 0.0049 | U | |
| VMP-12 | 39 | VMP-12-39-020725 | 2/7/2025 | < 18 | U | | < 14 | U | | 1.8 | J | | < 13 | U | | 2200 | | | < 6.8 | U | | 3.5 | J | | < 12 | U | |
| VMP-12 | 39 | VMP-12-39-050225 | 5/2/2025 | < 0.0071 | U | | < 0.0056 | U | | < 0.0051 | U | | < 0.0051 | U | | 1.1 | | | < 0.0027 | U | | 0.0019 | J | | < 0.0045 | U | |
| VMP-12 | 39 | VMP-12-39-072825 | 7/28/2025 | < 0.0078 | U | | < 0.0062 | U | | < 0.0056 | U | | < 0.0056 | U | | 0.036 | | | < 0.0029 | U | | 0.0019 | J | | < 0.0050 | U | |
| VMP-12 | 39 | VMP-12-39-110525 | 11/5/2025 | < 1.2 | U | | < 0.94 | U | | < 0.86 | U | | < 0.86 | U | | 63 | | | < 0.45 | U | | < 0.76 | U | | < 0.76 | U | |
| VMP-13 | 5 | VMP-13-5-020625 | 2/6/2025 | < 0.0066 | U | | < 0.0052 | U | | < 0.0048 | U | | < 0.0048 | U | | < 0.0045 | U | | < 0.0025 | U | | < 0.0084 | U | | < 0.0042 | U | |
| VMP-13 | 10.5 | VMP-13-10.5-020625 | 2/6/2025 | < 0.0065 | U | | < 0.0052 | U | | < 0.0047 | U | | < 0.0047 | U | | < 0.0045 | U | | < 0.0024 | U | | < 0.0083 | U | | < 0.0042 | U | |
| VMP-13 | 21.5 | VMP-13-21.5-020625 | 2/6/2025 | < 0.0064 | U | | < 0.0051 | U | | < 0.0047 | U | | < 0.0047 | U | | 0.57 | | | < 0.0024 | U | | 0.0026 | J | | < 0.0041 | U | |
| VMP-13 | 21.5 | VMP-13-21.5-020625-DUP | 2/6/2025 | < 0.0061 | U | | < 0.0048 | U | | < 0.0044 | U | | < 0.0044 | U | | 0.61 | | | < 0.0023 | U | | 0.0026 | J | | < 0.0039 | U | |
| VMP-14 | 5 | VMP-14-5-020625 | 2/6/2025 | < 0.0070 | U | | 0.0010 | J | | < 0.0051 | U | | < 0.0051 | U | | < 0.0048 | U | | < 0.0026 | U | | < 0.0090 | U | | < 0.0045 | U | |
| VMP-14 | 5 | VMP-14-5-020625-DUP | 2/6/2025 | < 0.0067 | U | | 0.011 | | | < 0.0049 | U | | < 0.0049 | U | | < 0.0046 | U | | < 0.0025 | U | | < 0.0086 | U | | < 0.0043 | U | |
| VMP-14 | 11.5 | VMP-14-11.5-020625 | 2/6/2025 | < 0.0060 | U | | < 0.0048 | U | | < 0.0044 | U | | < 0.0044 | U | | < 0.0042 | U | | < 0.0023 | U | | < 0.0077 | U | | < 0.0039 | U | |
| VMP-14 | 20 | VMP-14-20-020625 | 2/6/2025 | 0.0024 | J | | < 0.0054 | U | | < 0.0050 | U | | < 0.0050 | U | | 0.099 | | | < 0.0026 | U | | < 0.0088 | U | | < 0.0044 | U | |
| VMP-14 | 29 | VMP-14-29-020625 | 2/6/2025 | < 0.0069 | U | | < 0.0054 | U | | < 0.0050 | U | | 0.0072 | | | 1.9 | | | < 0.0026 | U | | < 0.0088 | U | | < 0.0044 | U | |

# TABLE 6
## HISTORICAL SUMMARY OF SOIL VAPOR ANALYTICAL DETECTIONS AND SCREENING RESULTS: PUBLIC WORKS YARD AND WRR - VOCS

| | | | | Tetrachloroethene | | | Trichloroethene | | | 1,2,4-Trimethylbenzene | | | 1,3,5-Trimethylbenzene | | | 2,2,4-Trimethylpentane | | | Vinyl Chloride | | | m,p-Xylene | | | o-Xylene | | |
|---|---|---|---|---|---|---|---|---|---|---|---|---|---|---|---|---|---|---|---|---|---|---|---|---|---|---|---|
| Industrial/Commercial Screening Criteria (mg/m$^3$) | | | | 4 | | | 12 | | | | | | | | | | | | 4.8 | | | 820 | | | 790 | | |
| Location | Depth (ft bgs) | Sample ID | Sample Date | Result (mg/m$^3$) | Lab Quals | AECOM Quals | Result (mg/m$^3$) | Lab Quals | AECOM Quals | Result (mg/m$^3$) | Lab Quals | AECOM Quals | Result (mg/m$^3$) | Lab Quals | AECOM Quals | Result (mg/m$^3$) | Lab Quals | AECOM Quals | Result (mg/m$^3$) | Lab Quals | AECOM Quals | Result (mg/m$^3$) | Lab Quals | AECOM Quals | Result (mg/m$^3$) | Lab Quals | AECOM Quals |
| VMP-15 | 5 | VMP-15-5-020425 | 2/4/2025 | < 0.0068 | U | | < 0.0054 | U | | < 0.0049 | U | | < 0.0049 | U | | < 0.0047 | U | | < 0.0026 | U | | < 0.0087 | U | | < 0.0044 | U | |
| VMP-15 | 5 | VMP-15-5-042925 | 4/29/2025 | < 0.0076 | U | | < 0.0060 | U | | < 0.0055 | U | | < 0.0055 | U | | < 0.0052 | U | | < 0.0029 | U | | < 0.0097 | U | | < 0.0049 | U | |
| VMP-15 | 5 | VMP-15-5-072325 | 7/23/2025 | < 0.0074 | U | | < 0.0059 | U | | < 0.0054 | U | | < 0.0054 | U | | < 0.0051 | U | | < 0.0028 | U | | < 0.0095 | U | | < 0.0048 | U | |
| VMP-15 | 5 | VMP-15-5-110325 | 11/3/2025 | < 0.0072 | U | | < 0.0057 | U | | < 0.0052 | U | | < 0.0052 | U | | < 0.0049 | U | | < 0.0027 | U | | < 0.0092 | U | | < 0.0046 | U | |
| VMP-15 | 21.5 | VMP-15-21.5-020425 | 2/4/2025 | < 0.0068 | U | | < 0.0054 | U | | < 0.0050 | U | | < 0.0050 | U | | < 0.0047 | U | | < 0.0026 | U | | < 0.0088 | U | | < 0.0044 | U | |
| VMP-15 | 21.5 | VMP-15-21.5-042925 | 4/29/2025 | < 0.0077 | U | | < 0.0061 | U | | < 0.0056 | U | | < 0.0056 | U | | < 0.0053 | U | | < 0.0029 | U | | < 0.0099 | U | | < 0.0050 | U | |
| VMP-15 | 21.5 | VMP-15-21.5-072325 | 7/23/2025 | < 0.0079 | U | | < 0.0063 | U | | < 0.0058 | U | | < 0.0058 | U | | < 0.0055 | U | | < 0.0030 | U | | < 0.01 | U | | < 0.0051 | U | |
| VMP-15 | 21.5 | VMP-15-21.5-110325 | 11/3/2025 | < 0.0074 | U | | 0.0074 | | | < 0.0054 | U | | < 0.0054 | U | | < 0.0051 | U | | < 0.0028 | U | | < 0.0095 | U | | < 0.0047 | U | |
| VMP-15 | 25.5 | VMP-15-25.5-020425 | 2/4/2025 | < 0.0071 | U | | 0.0022 | J | | < 0.0052 | U | | < 0.0052 | U | | < 0.0049 | U | | < 0.0027 | U | | < 0.0091 | U | | < 0.0046 | U | |
| VMP-15 | 25.5 | VMP-15-25.5-042925 | 4/29/2025 | < 0.0078 | U | | < 0.0062 | U | | < 0.0056 | U | | < 0.0056 | U | | < 0.0054 | U | | < 0.0029 | U | | < 0.01 | U | | < 0.0050 | U | |
| VMP-15 | 25.5 | VMP-15-25.5-072325 | 7/23/2025 | < 0.0081 | U | | < 0.0064 | U | | < 0.0059 | U | | < 0.0059 | U | | 0.049 | | | < 0.0031 | U | | < 0.01 | U | | < 0.0052 | U | |
| VMP-15 | 25.5 | VMP-15-25.5-110325 | 11/3/2025 | < 0.0075 | U | | < 0.0060 | U | | < 0.0054 | U | | < 0.0054 | U | | < 0.0052 | U | | < 0.0028 | U | | < 0.0096 | U | | < 0.0048 | U | |
| VMP-15 | 29 | VMP-15-29-020425 | 2/4/2025 | < 0.0071 | U | | < 0.0056 | U | | < 0.0051 | U | | < 0.0051 | U | | < 0.0049 | U | | < 0.0027 | U | | < 0.0091 | U | | < 0.0045 | U | |
| VMP-15 | 29 | VMP-15-29-072325 | 7/23/2025 | < 0.0078 | U | | < 0.0062 | U | | < 0.0056 | U | | < 0.0056 | U | | < 0.0053 | U | | < 0.0029 | U | | < 0.0099 | U | | < 0.0050 | U | |
| VMP-15 | 29 | VMP-15-29-110325 | 11/3/2025 | < 0.0071 | U | | < 0.0056 | U | | < 0.0052 | U | | < 0.0052 | U | | < 0.0049 | U | | < 0.0027 | U | | < 0.0091 | U | | < 0.0046 | U | |
| VMP-16 | 5 | VMP-16-5-020725 | 2/7/2025 | < 0.033 | U | | < 0.026 | U | | < 0.024 | U | | < 0.024 | U | | 8 | | | < 0.012 | U | | 0.049 | | | < 0.021 | U | |
| VMP-16 | 5 | VMP-16-5-050225 | 5/2/2025 | < 0.0076 | U | | < 0.0060 | U | | < 0.0055 | U | | < 0.0055 | U | | < 0.0052 | U | | < 0.0029 | U | | < 0.0097 | U | | < 0.0049 | U | |
| VMP-16 | 5 | VMP-16-5-072825 | 7/28/2025 | < 0.0072 | U | | < 0.0057 | U | | < 0.0052 | U | | < 0.0052 | U | | < 0.0050 | U | | < 0.0027 | U | | < 0.0092 | U | | < 0.0046 | U | |
| VMP-16 | 5 | VMP-16-5-110525 | 11/5/2025 | < 0.0073 | U | | < 0.0058 | U | | < 0.0053 | U | | < 0.0053 | U | | < 0.0050 | U | | < 0.0027 | U | | < 0.0093 | U | | < 0.0047 | U | |
| VMP-16 | 13.5 | VMP-16-13.5-020725 | 2/7/2025 | < 0.59 | U | | < 0.47 | U | | 0.077 | J | | < 0.43 | U | | 390 | | | < 0.22 | U | | 0.069 | J | | < 0.38 | U | |
| VMP-16 | 13.5 | VMP-16-13.5-050225 | 5/2/2025 | < 0.042 | U | | < 0.033 | U | | < 0.03 | U | | < 0.03 | U | | 9.6 | | | < 0.016 | U | | < 0.054 | U | | < 0.027 | U | |
| VMP-16 | 13.5 | VMP-16-13.5-072825 | 7/28/2025 | 0.0046 | J | | < 0.0059 | U | | < 0.0054 | U | | < 0.0054 | U | | 5.1 | | | < 0.0028 | U | | < 0.0095 | U | | < 0.0048 | U | |
| VMP-16 | 13.5 | VMP-16-13.5-110525 | 11/5/2025 | < 0.14 | U | | < 0.11 | U | | < 0.1 | U | | < 0.1 | U | | 3.7 | | | < 0.052 | U | | < 0.088 | U | | < 0.088 | U | |
| VMP-16 | 19 | VMP-16-19-020725 | 2/7/2025 | < 7 | U | | < 5.5 | U | | < 5.1 | U | | < 5.1 | U | | 1200 | | | < 2.6 | U | | < 4.5 | U | | < 4.5 | U | |
| VMP-16 | 19 | VMP-16-19-050225 | 5/2/2025 | < 6.7 | U | | < 5.3 | U | | < 4.9 | U | | < 4.9 | U | | 940 | | | < 2.5 | U | | < 4.3 | U | | < 4.3 | U | |
| VMP-16 | 19 | VMP-16-19-072825 | 7/28/2025 | < 3.7 | U | | < 3 | U | | 1.2 | J | | < 2.7 | U | | 1600 | | | < 1.4 | U | | 0.82 | J | | < 2.4 | U | |
| VMP-16 | 19 | VMP-16-19-110525 | 11/5/2025 | < 1.2 | U | | < 0.99 | U | | 0.64 | J | J | < 0.91 | U | | 1100 | | J | < 0.47 | U | | 0.52 | J | J | 0.34 | J | J |
| VMP-16 | 31 | VMP-16-31-020725 | 2/7/2025 | < 13 | U | | < 10 | U | | < 9.6 | U | | < 9.6 | U | | 1900 | | | < 5 | U | | 6 | J | | < 8.5 | U | |
| VMP-16 | 31 | VMP-16-31-050225 | 5/2/2025 | < 15 | U | | < 12 | U | | 3.5 | J | | < 11 | U | | 1400 | | | < 5.6 | U | | 4 | J | | < 9.6 | U | |
| VMP-16 | 31 | VMP-16-31-072825 | 7/28/2025 | < 7.8 | U | | < 6.2 | U | | 2.4 | J | | < 5.6 | U | | 980 | | | < 2.9 | U | | 3.7 | J | | < 5 | U | |
| VMP-16 | 31 | VMP-16-31-110525 | 11/5/2025 | < 3.5 | U | | < 2.8 | U | | 4.2 | | | 1.3 | J | | 960 | | | < 1.3 | U | | 9.5 | | | 0.84 | J | |
| VMP-17 | 5 | VMP-17-5-020325 | 2/3/2025 | < 0.0074 | U | | < 0.0059 | U | | < 0.0054 | U | | < 0.0054 | U | | < 0.0051 | U | | < 0.0028 | U | | < 0.0095 | U | | < 0.0048 | U | |
| VMP-17 | 5 | VMP-17-5-020325-DUP | 2/3/2025 | < 0.0078 | U | | < 0.0062 | U | | < 0.0057 | U | | < 0.0057 | U | | < 0.0054 | U | | < 0.0030 | U | | < 0.01 | U | | < 0.0050 | U | |
| VMP-25 | 5 | VMP-25-5-032125 | 3/21/2025 | < 0.0068 | U | | < 0.0054 | U | | < 0.0049 | U | | < 0.0049 | U | | 0.15 | | | < 0.0026 | U | | < 0.0087 | U | | < 0.0044 | U | |
| VMP-25 | 5 | VMP-25-5-072325 | 7/23/2025 | < 0.018 | U | | < 0.014 | U | | < 0.013 | U | | < 0.013 | U | | 0.72 | | | < 0.0068 | U | | 0.0050 | J | | < 0.012 | U | |
| VMP-25 | 5 | VMP-25-5-072325-DUP | 7/23/2025 | < 0.011 | U | | < 0.0089 | U | | < 0.0082 | U | | < 0.0082 | U | | 0.58 | | | < 0.0042 | U | | 0.0043 | J | | 0.0034 | J | |
| VMP-25 | 5 | VMP-25-5-110325 | 11/3/2025 | < 0.0070 | U | | < 0.0055 | U | | < 0.0051 | U | | < 0.0051 | U | | 0.36 | | | 0.00093 | J | | < 0.0089 | U | | < 0.0045 | U | |
| VMP-25 | 5 | VMP-25-5-110325-DUP | 11/3/2025 | < 0.0069 | U | | < 0.0055 | U | | < 0.0050 | U | | < 0.0050 | U | | 0.36 | | | < 0.0026 | U | | < 0.0088 | U | | < 0.0044 | U | |
| VMP-25 | 9.5 | VMP-25-9.5-020425-DUP | 2/4/2025 | < 0.067 | U | | < 0.053 | U | | < 0.049 | U | | < 0.049 | U | | 0.27 | | | < 0.025 | U | | < 0.086 | U | | < 0.043 | U | |
| VMP-41 | 10 | VMP-41-10-020325 | 2/3/2025 | < 0.0071 | U | | < 0.0056 | U | | < 0.0052 | U | | < 0.0052 | U | | < 0.0049 | U | | < 0.0027 | U | | < 0.0091 | U | | < 0.0046 | U | |
| VMP-41 | 10 | VMP-41-10-042525 | 4/25/2025 | < 0.0072 | U | | < 0.0058 | U | | < 0.0052 | U | | < 0.0053 | U | | < 0.0050 | U | | < 0.0027 | U | | 0.0033 | J | | < 0.0046 | U | |
| VMP-41 | 10 | VMP-41-10-072125 | 7/21/2025 | < 0.0074 | U | | < 0.0059 | U | | < 0.0054 | U | | < 0.0054 | U | | 0.0082 | | | < 0.0028 | U | | 0.0032 | J | | < 0.0048 | U | |
| VMP-41 | 10 | VMP-41-10-103025 | 10/30/2025 | < 0.0072 | U | | < 0.0057 | U | | 0.0027 | J | | 0.0031 | J | | < 0.0050 | U | | < 0.0027 | U | | < 0.0092 | U | | < 0.0046 | U | |
| VMP-41 | 20 | VMP-41-20-020325 | 2/3/2025 | < 0.0071 | U | | < 0.0056 | U | | < 0.0051 | U | | < 0.0051 | U | | < 0.0049 | U | | < 0.0027 | U | | < 0.0091 | U | | < 0.0045 | U | |
| VMP-41 | 20 | VMP-41-20-042525 | 4/25/2025 | < 0.0071 | U | | < 0.0056 | U | | < 0.0052 | U | | < 0.0052 | U | | < 0.0049 | U | | < 0.0027 | U | | < 0.0091 | U | | < 0.0046 | U | |
| VMP-41 | 20 | VMP-41-20-042525-DUP | 4/25/2025 | < 0.0078 | U | | < 0.0062 | U | | < 0.0056 | U | | < 0.0056 | U | | < 0.0053 | U | | < 0.0029 | U | | < 0.0099 | U | | < 0.0050 | U | |
| VMP-41 | 20 | VMP-41-20-072125 | 7/21/2025 | < 0.0074 | U | | < 0.0059 | U | | < 0.0054 | U | | < 0.0054 | U | | < 0.0051 | U | | < 0.0028 | U | | < 0.0095 | U | | < 0.0048 | U | |
| VMP-41 | 20 | VMP-41-20-103025 | 10/30/2025 | < 0.0069 | U | | < 0.0054 | U | | < 0.0050 | U | | < 0.0050 | U | | < 0.0047 | U | | < 0.0026 | U | | 0.0041 | J | | 0.0016 | J | |

SEE LAST PAGE OF TABLE FOR NOTES

# TABLE 6
## HISTORICAL SUMMARY OF SOIL VAPOR ANALYTICAL DETECTIONS AND SCREENING RESULTS: PUBLIC WORKS YARD AND WRR - VOCS

| | | | | Tetrachloroethene | | | Trichloroethene | | | 1,2,4-Trimethylbenzene | | | 1,3,5-Trimethylbenzene | | | 2,2,4-Trimethylpentane | | | Vinyl Chloride | | | m,p-Xylene | | | o-Xylene | | |
|---|---|---|---|---|---|---|---|---|---|---|---|---|---|---|---|---|---|---|---|---|---|---|---|---|---|---|---|
| Industrial/Commercial Screening Criteria (mg/m$^3$) | | | | 4 | | | 12 | | | | | | | | | | | | 4.8 | | | 820 | | | 790 | | |
| Location | Depth (ft bgs) | Sample ID | Sample Date | Result (mg/m$^3$) | Lab Quals | AECOM Quals | Result (mg/m$^3$) | Lab Quals | AECOM Quals | Result (mg/m$^3$) | Lab Quals | AECOM Quals | Result (mg/m$^3$) | Lab Quals | AECOM Quals | Result (mg/m$^3$) | Lab Quals | AECOM Quals | Result (mg/m$^3$) | Lab Quals | AECOM Quals | Result (mg/m$^3$) | Lab Quals | AECOM Quals | Result (mg/m$^3$) | Lab Quals | AECOM Quals |
| VMP-41 | 26 | VMP-41-26-020325 | 2/3/2025 | < 0.0075 | U | | < 0.0059 | U | | < 0.0054 | U | | < 0.0054 | U | | < 0.0052 | U | | < 0.0028 | U | | < 0.0096 | U | | < 0.0048 | U | |
| VMP-41 | 26 | VMP-41-26-042525 | 4/25/2025 | < 0.0073 | U | | < 0.0058 | U | | < 0.0053 | U | | < 0.0053 | U | | < 0.0050 | U | | < 0.0028 | U | | < 0.0094 | U | | < 0.0047 | U | |
| VMP-41 | 26 | VMP-41-26-072125 | 7/21/2025 | < 0.0076 | U | | < 0.0060 | U | | < 0.0055 | U | | < 0.0055 | U | | < 0.0052 | U | | < 0.0029 | U | | < 0.0097 | U | | < 0.0049 | U | |
| VMP-41 | 26 | VMP-41-26-103025 | 10/30/2025 | < 0.0068 | U | | < 0.0054 | U | | < 0.0050 | U | | < 0.0050 | U | | < 0.0047 | U | | < 0.0026 | U | | < 0.0088 | U | | < 0.0044 | U | |
| VMP-55 | 20 | VMP-55-20-020425 | 2/4/2025 | < 0.36 | U | | < 0.28 | U | | < 0.26 | U | | < 0.26 | U | | **120** | | | < 0.13 | U | | < 0.23 | U | | < 0.23 | U | |
| VMP-55 | 20 | VMP-55-20-042925 | 4/29/2025 | < 18 | U | | < 15 | U | | < 13 | U | | < 13 | U | | **240** | | | < 7 | U | | < 12 | U | | < 12 | U | |
| VMP-55 | 20 | VMP-55-20-072325 | 7/23/2025 | < 7.6 | U | | < 6 | U | | < 5.5 | U | | < 5.5 | U | | **140** | | | < 2.9 | U | | < 4.9 | U | | < 4.9 | U | |
| VMP-55 | 20 | VMP-55-20-110325 | 11/3/2025 | < 3.6 | U | | < 2.9 | U | | < 2.6 | U | | < 2.6 | U | | **120** | | | < 1.4 | U | | < 2.3 | U | | < 2.3 | U | |

**Notes:**
Screening criteria are from 35 I.A.C 742 (TACO) Appendix B, Table H - Tier 1 Soil Gas and Groundwater Remediation Objectives for the Indoor Inhalation Exposure Route (Industrial/Commercial).
Blank screening criteria cell indicates analyte does not have a screening criterion.
**Bold** results are detections above the reporting limit (RL), or estimated detections between the method detection limit (MDL) and RL.
< #.## Gray text indicates the analyte was not detected above the given reporting limit.
Analytes shown were detected in at least one location on Table 5 or Table 6 during the current quarter or previous 3 quarters.
Yellow highlighted cells indicate detections that exceed industrial/commercial screening criteria.

In November 2020 a gasoline release was discovered at a pipeline owned and operated by Buckeye Partners LP. In the vicinity of the release site, increased petroleum concentrations have been observed at VMP-12 and VMP-16, and groundwater monitoring well P-66, which are in the WRR.

VMP-25-9.5-020425 parent sample helium concentrations were >10% of final shroud helium, so results were not reported here. The duplicate sample did not have excess helium, so its results are reported here.

**Lab Qualifiers**
J = Estimated value; results between the MDL and RL
U = Compound analyzed for but not detected above the RL

**AECOM Qualifiers**
J = Estimated detection
UJ = Estimated non-detect
U = Non-detect due to blank contamination

SEE LAST PAGE OF TABLE FOR NOTES

# TABLE 7
## HISTORICAL SUMMARY OF SOIL VAPOR ANALYTICAL RESULTS - NATURAL GASES

| Location | Depth (ft bgs) | Sample ID | Sample Date | Carbon Dioxide | | | Carbon Monoxide | | | Ethane | | | Ethene | | | Helium | | | Methane | | | Nitrogen | | | Oxygen | | |
|---|---|---|---|---|---|---|---|---|---|---|---|---|---|---|---|---|---|---|---|---|---|---|---|---|---|---|---|
| | | | | Result (%) | Lab Quals | AECOM Quals | Result (%) | Lab Quals | AECOM Quals | Result (%) | Lab Quals | AECOM Quals | Result (%) | Lab Quals | AECOM Quals | Result (%) | Lab Quals | AECOM Quals | Result (%) | Lab Quals | AECOM Quals | Result (%) | Lab Quals | AECOM Quals | Result (%) | Lab Quals | AECOM Quals |
| VMP-1 | 5 | VMP-1-5-020525 | 2/5/2025 | 0.043 | | | < 0.018 | U | | < 0.0018 | U | | < 0.0018 | U | | 0.11 | | | 0.00036 | | | 79 | | | 21 | | |
| VMP-1 | 5 | VMP-1-5-042925 | 4/29/2025 | 0.14 | | | < 0.022 | U | | < 0.0022 | U | | < 0.0022 | U | | 0.0060 | J | | 0.000089 | J | | 79 | | | 21 | | |
| VMP-1 | 5 | VMP-1-5-042925-DUP | 4/29/2025 | 0.14 | | | < 0.022 | U | | < 0.0022 | U | | < 0.0022 | U | | 0.0048 | J | | 0.000090 | J | | 79 | | | 21 | | |
| VMP-1 | 5 | VMP-1-5-072425 | 7/24/2025 | 0.88 | | | < 0.022 | U | | < 0.0022 | U | | < 0.0022 | U | | < 0.11 | U | | < 0.00022 | U | | 79 | | | 20 | | |
| VMP-1 | 5 | VMP-1-5-102825 | 10/28/2025 | 0.44 | | | < 0.021 | U | | < 0.0021 | U | | < 0.0021 | U | | < 0.10 | U | | < 0.00021 | U | | 78 | | | 21 | | |
| VMP-1 | 8.5 | VMP-1-8.5-020525 | 2/5/2025 | 0.050 | | | < 0.020 | U | | < 0.0020 | U | | < 0.0020 | U | | 0.41 | | | 0.00032 | | | 78 | | | 21 | | |
| VMP-1 | 8.5 | VMP-1-8.5-043025 | 4/30/2025 | 0.20 | | | < 0.019 | U | | < 0.0019 | U | | < 0.0019 | U | | 3.0 | | | 0.000050 | J | | 77 | | | 20 | | |
| VMP-1 | 8.5 | VMP-1-8.5-072425 | 7/24/2025 | 0.82 | | | < 0.022 | U | | < 0.0022 | U | | < 0.0022 | U | | < 0.11 | U | | < 0.00022 | U | | 79 | | | 20 | | |
| VMP-1 | 8.5 | VMP-1-8.5-102825 | 10/28/2025 | 0.42 | | | < 0.020 | U | | < 0.0020 | U | | < 0.0020 | U | | < 0.10 | U | | < 0.00020 | U | | 78 | | | 21 | | |
| VMP-1 | 38.5 | VMP-1-38.5-020525 | 2/5/2025 | 0.050 | | | < 0.018 | U | | < 0.0018 | U | | < 0.0018 | U | | 1.2 | | | 0.00026 | | | 78 | | | 21 | | |
| VMP-1 | 38.5 | VMP-1-38.5-043025 | 4/30/2025 | 0.22 | | | < 0.020 | U | | < 0.0020 | U | | < 0.0020 | U | | 0.023 | J | | < 0.00020 | U | | 79 | | | 21 | | |
| VMP-1 | 38.5 | VMP-1-38.5-072425 | 7/24/2025 | 0.77 | | | < 0.022 | U | | < 0.0022 | U | | < 0.0022 | U | | < 0.11 | U | | < 0.00022 | U | | 79 | | | 20 | | |
| VMP-2 | 5 | VMP-2-5-020725 | 2/7/2025 | 0.14 | | | < 0.022 | U | | < 0.0022 | U | | < 0.0022 | U | | < 0.11 | U | | 0.000050 | J | | 78 | | | 22 | | |
| VMP-2 | 5 | VMP-2-5-050125 | 5/1/2025 | 0.46 | | | < 0.022 | U | | < 0.0022 | U | | < 0.0022 | U | | 0.0041 | J | | < 0.00022 | U | | 78 | | | 21 | | |
| VMP-2 | 5 | VMP-2-5-050125-DUP | 5/1/2025 | 0.46 | | | < 0.022 | U | | < 0.0022 | U | | < 0.0022 | U | | < 0.11 | U | | < 0.00022 | U | | 78 | | | 21 | | |
| VMP-2 | 5 | VMP-2-5-072925 | 7/29/2025 | 1.2 | | | < 0.023 | U | | < 0.0023 | U | | < 0.0023 | U | | < 0.11 | U | | 0.00012 | J | | 79 | | | 20 | | |
| VMP-2 | 5 | VMP-2-5-110425 | 11/4/2025 | 0.57 | | | < 0.021 | U | | < 0.0021 | U | | < 0.0021 | U | | < 0.10 | U | | < 0.00021 | U | | 78 | | | 21 | | |
| VMP-2 | 5 | VMP-2-5-110425-DUP | 11/4/2025 | 0.54 | | | < 0.021 | U | | < 0.0021 | U | | < 0.0021 | U | | < 0.10 | U | | < 0.00021 | U | | 78 | | | 21 | | |
| VMP-2 | 8.5 | VMP-2-8.5-032125 | 3/21/2025 | 0.18 | | | < 0.021 | U | | < 0.0021 | U | | < 0.0021 | U | | < 0.10 | U | | 0.000062 | J | | 79 | | | 21 | | |
| VMP-2 | 8.5 | VMP-2-8.5-050125 | 5/1/2025 | 0.33 | | | < 0.021 | U | | < 0.0021 | U | | < 0.0021 | U | | < 0.10 | U | | < 0.00021 | U | | 79 | | | 21 | | |
| VMP-2 | 8.5 | VMP-2-8.5-072925 | 7/29/2025 | 1.2 | | | < 0.020 | U | | < 0.0020 | U | | < 0.0020 | U | | < 0.10 | U | | 0.00027 | | | 79 | | | 20 | | |
| VMP-2 | 8.5 | VMP-2-8.5-110425 | 11/4/2025 | 0.71 | | | < 0.021 | U | | < 0.0021 | U | | < 0.0021 | U | | < 0.11 | U | | < 0.00021 | U | | 78 | | | 21 | | |
| VMP-2 | 22 | VMP-2-22-020725 | 2/7/2025 | 0.34 | | | < 0.020 | U | | < 0.0020 | U | | < 0.0020 | U | | 0.0073 | J | | 0.000086 | J | | 79 | | | 21 | | |
| VMP-2 | 22 | VMP-2-22-050125 | 5/1/2025 | 0.44 | | | < 0.021 | U | | < 0.0021 | U | | < 0.0021 | U | | 0.020 | J | | 0.00012 | J | | 78 | | | 21 | | |
| VMP-2 | 22 | VMP-2-22-072925 | 7/29/2025 | 1.7 | | | < 0.021 | U | | < 0.0021 | U | | < 0.0021 | U | | < 0.10 | U | | 0.00017 | J | | 79 | | | 19 | | |
| VMP-2 | 22 | VMP-2-22-110425 | 11/4/2025 | 0.99 | | | < 0.021 | U | | < 0.0021 | U | | < 0.0021 | U | | < 0.11 | U | | < 0.00021 | U | | 78 | | | 21 | | |
| VMP-2 | 42 | VMP-2-42-020725 | 2/7/2025 | 11 | | | < 0.020 | U | | 0.016 | | | < 0.0020 | U | | 0.0048 | J | | 50 | | | 35 | | | 0.90 | | |
| VMP-2 | 42 | VMP-2-42-050225 | 5/2/2025 | 11 | | | < 0.020 | U | | 0.018 | | | < 0.0020 | U | | < 0.10 | U | | 56 | | | 29 | | | 1.4 | | |
| VMP-2 | 42 | VMP-2-42-072825 | 7/28/2025 | 11 | | | < 0.020 | U | | 0.017 | | | < 0.0020 | U | | < 0.10 | U | | 49 | | | 36 | | | 0.90 | | |
| VMP-3 | 5 | VMP-3-5-021025 | 2/10/2025 | 0.42 | | | < 0.020 | U | | < 0.0020 | U | | < 0.0020 | U | | < 0.10 | U | | < 0.00020 | U | | 78 | | | 21 | | |
| VMP-3 | 5 | VMP-3-5-050125 | 5/1/2025 | 1.1 | | | < 0.021 | U | | < 0.0021 | U | | < 0.0021 | U | | 0.0036 | J | | < 0.00021 | U | | 81 | | | 18 | | |
| VMP-3 | 5 | VMP-3-5-072925 | 7/29/2025 | 5.7 | | | < 0.020 | U | | < 0.0020 | U | | < 0.0020 | U | | < 0.099 | U | | < 0.00020 | U | | 80 | | | 14 | | |
| VMP-3 | 5 | VMP-3-5-072925-DUP | 7/29/2025 | 6.0 | | | < 0.020 | U | | < 0.0020 | U | | < 0.0020 | U | | < 0.10 | U | | < 0.00020 | U | | 79 | | | 15 | | |
| VMP-3 | 5 | VMP-3-5-110625 | 11/6/2025 | 1.0 | | | < 0.021 | U | | < 0.0021 | U | | < 0.0021 | U | | < 0.11 | U | | < 0.00021 | U | | 78 | | | 21 | | |
| VMP-3 | 10 | VMP-3-10-021025 | 2/10/2025 | 0.42 | | | < 0.021 | U | | < 0.0021 | U | | < 0.0021 | U | | < 0.10 | U | | < 0.00021 | U | | 78 | | | 21 | | |
| VMP-3 | 10 | VMP-3-10-050125 | 5/1/2025 | 0.97 | | | < 0.022 | U | | < 0.0022 | U | | < 0.0022 | U | | 0.0049 | J | | < 0.00022 | U | | 81 | | | 18 | | |
| VMP-3 | 10 | VMP-3-10-072925 | 7/29/2025 | 4.7 | | | < 0.022 | U | | < 0.0022 | U | | < 0.0022 | U | | 0.13 | | | < 0.00022 | U | | 80 | | | 15 | | |
| VMP-3 | 10 | VMP-3-10-110625 | 11/6/2025 | 0.96 | | | < 0.022 | U | | < 0.0022 | U | | < 0.0022 | U | | 0.13 | | | < 0.00022 | U | | 78 | | | 21 | | |
| VMP-3 | 22 | VMP-3-22-021025 | 2/10/2025 | 1.0 | | | < 0.020 | U | | < 0.0020 | U | | < 0.0020 | U | | < 0.10 | U | | < 0.00020 | U | | 78 | | | 21 | | |
| VMP-3 | 22 | VMP-3-22-050125 | 5/1/2025 | 0.85 | | | < 0.022 | U | | < 0.0022 | U | | < 0.0022 | U | | 0.0043 | J | | < 0.00022 | U | | 79 | | | 20 | | |
| VMP-3 | 22 | VMP-3-22-072925 | 7/29/2025 | 2.4 | | | < 0.021 | U | | < 0.0021 | U | | < 0.0021 | U | | < 0.10 | U | | < 0.00021 | U | | 80 | | | 18 | | |
| VMP-3 | 22 | VMP-3-22-110625 | 11/6/2025 | 2.0 | | | < 0.022 | U | | < 0.0022 | U | | < 0.0022 | U | | < 0.11 | U | | < 0.00022 | U | | 78 | | | 20 | | |
| VMP-3 | 31.5 | VMP-3-31.5-021125 | 2/11/2025 | 1.8 | | | < 0.022 | U | | < 0.0022 | U | | < 0.0022 | U | | 0.026 | J | | < 0.00022 | U | | 78 | | | 20 | | |
| VMP-3 | 31.5 | VMP-3-31.5-050125 | 5/1/2025 | 1.7 | | | < 0.022 | U | | < 0.0022 | U | | < 0.0022 | U | | 0.0054 | J | | < 0.00022 | U | | 79 | | | 19 | | |
| VMP-3 | 31.5 | VMP-3-31.5-072925 | 7/29/2025 | 4.2 | | | < 0.022 | U | | < 0.0022 | U | | < 0.0022 | U | | < 0.11 | U | | < 0.00022 | U | | 81 | | | 15 | | |
| VMP-3 | 31.5 | VMP-3-31.5-121925 | 12/19/2025 | 4.2 | | | < 0.020 | U | | < 0.0020 | U | | < 0.0020 | U | | < 0.10 | U | | < 0.00020 | U | | 79 | | | 17 | | |
| VMP-3 | 39 | VMP-3-39-050125 | 5/1/2025 | 4.7 | | | < 0.022 | U | | < 0.0022 | U | | < 0.0022 | U | | 0.064 | J | | 0.00069 | | | 78 | | | 17 | | |
| VMP-3 | 39 | VMP-3-39-072825 | 7/28/2025 | 7.3 | | | < 0.023 | U | | < 0.0023 | U | | < 0.0023 | U | | < 0.12 | U | | 0.13 | | | 82 | | | 11 | | |
| VMP-4 | 5 | VMP-4-5-021025 | 2/10/2025 | 0.072 | | | < 0.020 | U | | < 0.0020 | U | | < 0.0020 | U | | < 0.098 | U | | 0.00018 | J | | 78 | | | 22 | | |
| VMP-4 | 5 | VMP-4-5-042925 | 4/29/2025 | 0.25 | | | < 0.022 | U | | < 0.0022 | U | | < 0.0022 | U | | < 0.11 | U | | 0.00017 | J | | 79 | | | 21 | | |
| VMP-4 | 5 | VMP-4-5-073025 | 7/30/2025 | 0.27 | | | < 0.023 | U | | < 0.0023 | U | | < 0.0023 | U | | < 0.11 | U | | 0.00017 | J | | 79 | | | 21 | | |
| VMP-4 | 5 | VMP-4-5-110425 | 11/4/2025 | 0.097 | | | < 0.022 | U | | < 0.0022 | U | | < 0.0022 | U | | < 0.11 | U | | 0.00014 | J | | 79 | | | 21 | | |

# TABLE 7
## HISTORICAL SUMMARY OF SOIL VAPOR ANALYTICAL RESULTS - NATURAL GASES

| Location | Depth (ft bgs) | Sample ID | Sample Date | Carbon Dioxide | | | Carbon Monoxide | | | Ethane | | | Ethene | | | Helium | | | Methane | | | Nitrogen | | | Oxygen | | |
|---|---|---|---|---|---|---|---|---|---|---|---|---|---|---|---|---|---|---|---|---|---|---|---|---|---|---|---|
| | | | | Result (%) | Lab Quals | AECOM Quals | Result (%) | Lab Quals | AECOM Quals | Result (%) | Lab Quals | AECOM Quals | Result (%) | Lab Quals | AECOM Quals | Result (%) | Lab Quals | AECOM Quals | Result (%) | Lab Quals | AECOM Quals | Result (%) | Lab Quals | AECOM Quals | Result (%) | Lab Quals | AECOM Quals |
| VMP-4 | 12 | VMP-4-12-021025 | 2/10/2025 | 0.10 | | | < 0.021 | U | | < 0.0021 | U | | < 0.0021 | U | | < 0.10 | U | | 0.00010 | J | | 78 | | | 22 | | |
| VMP-4 | 12 | VMP-4-12-042925 | 4/29/2025 | 0.61 | | | < 0.021 | U | | < 0.0021 | U | | < 0.0021 | U | | < 0.11 | U | | 0.000063 | J | | 78 | | | 21 | | |
| VMP-4 | 12 | VMP-4-12-042925-DUP | 4/29/2025 | 0.62 | | | < 0.020 | U | | < 0.0020 | U | | < 0.0020 | U | | < 0.098 | U | | 0.000085 | J | | 78 | | | 21 | | |
| VMP-4 | 12 | VMP-4-12-073025 | 7/30/2025 | 0.77 | | | < 0.022 | U | | < 0.0022 | U | | < 0.0022 | U | | < 0.11 | U | | < 0.00022 | U | | 79 | | | 20 | | |
| VMP-4 | 12 | VMP-4-12-110425 | 11/4/2025 | 0.18 | | | < 0.020 | U | | < 0.0020 | U | | < 0.0020 | U | | < 0.10 | U | | < 0.00020 | U | | 79 | | | 21 | | |
| VMP-4 | 12 | VMP-4-12-110425-DUP | 11/4/2025 | 0.18 | | | < 0.021 | U | | < 0.0021 | U | | < 0.0021 | U | | < 0.11 | U | | < 0.00021 | U | | 79 | | | 21 | | |
| VMP-4 | 23.5 | VMP-4-23.5-021025 | 2/10/2025 | 3.6 | | | < 0.020 | U | | < 0.0020 | U | | < 0.0020 | U | | 0.012 | J | | 0.000098 | J | | 77 | | | 19 | | |
| VMP-4 | 23.5 | VMP-4-23.5-043025 | 4/30/2025 | 3.5 | | | < 0.020 | U | | < 0.0020 | U | | < 0.0020 | U | | < 0.10 | U | | 0.00022 | | | 78 | | | 18 | | |
| VMP-4 | 23.5 | VMP-4-23.5-073025 | 7/30/2025 | 3.3 | | | < 0.023 | U | | < 0.0023 | U | | < 0.0023 | U | | < 0.11 | U | | 0.00023 | | | 80 | | | 17 | | |
| VMP-4 | 23.5 | VMP-4-23.5-110425 | 11/4/2025 | 4.0 | | | < 0.021 | U | | < 0.0021 | U | | < 0.0021 | U | | < 0.10 | U | | < 0.00021 | U | | 79 | | | 17 | | |
| VMP-5 | 5 | VMP-5-5-020525 | 2/5/2025 | 0.30 | | | < 0.019 | U | | < 0.0019 | U | | < 0.0019 | U | | 0.0094 | J | | 0.00013 | J | | 79 | | | 21 | | |
| VMP-5 | 5 | VMP-5-5-042825 | 4/28/2025 | 0.85 | | | < 0.022 | U | | < 0.0022 | U | | < 0.0022 | U | | 0.012 | J | | < 0.00022 | U | | 79 | | | 20 | | |
| VMP-5 | 5 | VMP-5-5-072325 | 7/23/2025 | 1.7 | | | < 0.021 | U | | < 0.0021 | U | | < 0.0021 | U | | < 0.11 | U | | 0.000086 | J | | 79 | | | 19 | | |
| VMP-5 | 5 | VMP-5-5-103125 | 10/31/2025 | 0.93 | | | < 0.022 | U | | < 0.0022 | U | | < 0.0022 | U | | < 0.11 | U | | 0.00011 | J | | 78 | | | 21 | | |
| VMP-5 | 12.5 | VMP-5-12.5-020525 | 2/5/2025 | 0.84 | | | < 0.019 | U | | < 0.0019 | U | | < 0.0019 | U | | < 0.097 | U | | 0.000051 | J | | 78 | | | 21 | | |
| VMP-5 | 12.5 | VMP-5-12.5-042825 | 4/28/2025 | 0.95 | | | < 0.022 | U | | < 0.0022 | U | | < 0.0022 | U | | 0.72 | | | < 0.00022 | U | | 78 | | | 20 | | |
| VMP-5 | 12.5 | VMP-5-12.5-072325 | 7/23/2025 | 3.1 | | | < 0.020 | U | | < 0.0020 | U | | < 0.0020 | U | | < 0.099 | U | | < 0.00020 | U | | 79 | | | 18 | | |
| VMP-5 | 12.5 | VMP-5-12.5-103125 | 10/31/2025 | 2.8 | | | < 0.020 | U | | < 0.0020 | U | | < 0.0020 | U | | < 0.098 | U | | < 0.00020 | U | | 78 | | | 19 | | |
| VMP-5 | 31 | VMP-5-31-020525 | 2/5/2025 | 2.7 | | | < 0.019 | U | | < 0.0019 | U | | < 0.0019 | U | | < 0.097 | U | | < 0.00019 | U | | 78 | | | 19 | | |
| VMP-5 | 31 | VMP-5-31-042825 | 4/28/2025 | 2.4 | | | < 0.020 | U | | < 0.0020 | U | | < 0.0020 | U | | < 0.10 | U | | 0.00012 | J | | 79 | | | 19 | | |
| VMP-5 | 31 | VMP-5-31-042825-DUP | 4/28/2025 | 2.3 | | | < 0.022 | U | | < 0.0022 | U | | < 0.0022 | U | | 0.0041 | J | | 0.00012 | J | | 79 | | | 19 | | |
| VMP-5 | 31 | VMP-5-31-072325 | 7/23/2025 | 2.6 | | | < 0.020 | U | | < 0.0020 | U | | < 0.0020 | U | | < 0.10 | U | | < 0.00020 | U | | 79 | | | 18 | | |
| VMP-5 | 31 | VMP-5-31-103125 | 10/31/2025 | 3.6 | | | < 0.022 | U | | < 0.0022 | U | | < 0.0022 | U | | < 0.11 | U | | < 0.00022 | U | | 78 | | | 18 | | |
| VMP-5 | 40 | VMP-5-40-020525 | 2/5/2025 | 2.7 | | | < 0.019 | U | | < 0.0019 | U | | < 0.0019 | U | | 0.018 | J | | < 0.00019 | U | | 78 | | | 19 | | |
| VMP-5 | 40 | VMP-5-40-042825 | 4/28/2025 | 2.4 | | | < 0.021 | U | | < 0.0021 | U | | < 0.0021 | U | | 0.0074 | J | | < 0.00021 | U | | 79 | | | 19 | | |
| VMP-5 | 40 | VMP-5-40-072325 | 7/23/2025 | 2.8 | | | < 0.022 | U | | < 0.0022 | U | | < 0.0022 | U | | 0.073 | J | | < 0.00022 | U | | 79 | | | 18 | | |
| VMP-5 | 40 | VMP-5-40-103125 | 10/31/2025 | 3.9 | | | < 0.022 | U | | < 0.0022 | U | | < 0.0022 | U | | < 0.11 | U | | 0.00010 | J | | 78 | | | 18 | | |
| VMP-5 | 40 | VMP-5-40-103125-DUP | 10/31/2025 | 3.9 | | | < 0.023 | U | | < 0.0023 | U | | < 0.0023 | U | | < 0.12 | U | | 0.00010 | J | | 78 | | | 18 | | |
| VMP-6 | 5 | VMP-6-5-021025 | 2/10/2025 | 0.35 | | | < 0.020 | U | | < 0.0020 | U | | < 0.0020 | U | | 0.030 | J | | 0.00026 | | | 79 | | | 21 | | |
| VMP-6 | 5 | VMP-6-5-043025 | 4/30/2025 | 1.7 | | | < 0.019 | U | | < 0.0019 | U | | < 0.0019 | U | | < 0.097 | U | | < 0.00019 | U | | 79 | | | 19 | | |
| VMP-6 | 5 | VMP-6-5-072925 | 7/29/2025 | 2.7 | | | < 0.023 | U | | < 0.0023 | U | | < 0.0023 | U | | < 0.11 | U | | < 0.00023 | U | | 79 | | | 18 | | |
| VMP-6 | 5 | VMP-6-5-110425 | 11/4/2025 | 3.3 | | | < 0.024 | U | | < 0.0024 | U | | < 0.0024 | U | | < 0.12 | U | | < 0.00024 | U | | 79 | | | 18 | | |
| VMP-6 | 10 | VMP-6-10-021025 | 2/10/2025 | 1.4 | | | < 0.019 | U | | < 0.0019 | U | | < 0.0019 | U | | 0.0078 | J | | < 0.00019 | U | | 79 | | | 20 | | |
| VMP-6 | 10 | VMP-6-10-021025-DUP | 2/10/2025 | 1.4 | | | < 0.021 | U | | < 0.0021 | U | | < 0.0021 | U | | < 0.10 | U | | 0.000048 | J | | 78 | | | 21 | | |
| VMP-6 | 10 | VMP-6-10-043025 | 4/30/2025 | 1.9 | | | < 0.020 | U | | < 0.0020 | U | | < 0.0020 | U | | 0.39 | | | < 0.00020 | U | | 79 | | | 19 | | |
| VMP-6 | 10 | VMP-6-10-072925 | 7/29/2025 | 3.8 | | | < 0.019 | U | | < 0.0019 | U | | < 0.0019 | U | | < 0.095 | U | | < 0.00019 | U | | 79 | | | 17 | | |
| VMP-6 | 10 | VMP-6-10-110425 | 11/4/2025 | 4.9 | | | < 0.021 | U | | < 0.0021 | U | | < 0.0021 | U | | < 0.10 | U | | < 0.00021 | U | | 79 | | | 16 | | |
| VMP-6 | 31.5 | VMP-6-31.5-021025 | 2/10/2025 | 5.0 | | | < 0.020 | U | | < 0.0020 | U | | < 0.0020 | U | | 0.021 | J | | 0.000041 | J | | 79 | | | 16 | | |
| VMP-6 | 31.5 | VMP-6-31.5-043025 | 4/30/2025 | 5.0 | | | < 0.019 | U | | < 0.0019 | U | | < 0.0019 | U | | < 0.097 | U | | < 0.00019 | U | | 80 | | | 15 | | |
| VMP-6 | 31.5 | VMP-6-31.5-043025-DUP | 4/30/2025 | 5.1 | | | < 0.019 | U | | < 0.0019 | U | | < 0.0019 | U | | < 0.094 | U | | < 0.00019 | U | | 80 | | | 15 | | |
| VMP-6 | 31.5 | VMP-6-31.5-072925 | 7/29/2025 | 6.0 | | | < 0.021 | U | | < 0.0021 | U | | < 0.0021 | U | | < 0.11 | U | | < 0.00021 | U | | 81 | | | 13 | | |
| VMP-6 | 31.5 | VMP-6-31.5-110425 | 11/4/2025 | 7.4 | | | < 0.020 | U | | < 0.0020 | U | | < 0.0020 | U | | < 0.10 | U | | < 0.00020 | U | | 80 | | | 13 | | |
| VMP-6 | 31.5 | VMP-6-31.5-110425-DUP | 11/4/2025 | 7.2 | | | < 0.021 | U | | < 0.0021 | U | | < 0.0021 | U | | < 0.10 | U | | < 0.00021 | U | | 80 | | | 13 | | |
| VMP-6 | 39 | VMP-6-39-021025 | 2/10/2025 | 7.2 | | | < 0.020 | U | | < 0.0020 | U | | < 0.0020 | U | | 0.0099 | J | | < 0.00020 | U | | 79 | | | 14 | | |
| VMP-6 | 39 | VMP-6-39-043025 | 4/30/2025 | 6.4 | | | < 0.021 | U | | < 0.0021 | U | | < 0.0021 | U | | 0.028 | J | | < 0.00021 | U | | 81 | | | 13 | | |
| VMP-6 | 39 | VMP-6-39-072925 | 7/29/2025 | 6.0 | | | < 0.022 | U | | < 0.0022 | U | | < 0.0022 | U | | < 0.11 | U | | < 0.00022 | U | | 80 | | | 14 | | |
| VMP-6 | 39 | VMP-6-39-110425 | 11/4/2025 | 7.0 | | | < 0.021 | U | | < 0.0021 | U | | < 0.0021 | U | | < 0.11 | U | | < 0.00021 | U | | 79 | | | 14 | | |
| VMP-7 | 5 | VMP-7-5-020525 | 2/5/2025 | 0.83 | | | < 0.020 | U | | < 0.0020 | U | | < 0.0020 | U | | 0.0032 | J | | 0.00015 | J | | 78 | | | 21 | | |
| VMP-7 | 5 | VMP-7-5-020525-DUP | 2/5/2025 | 0.81 | | | < 0.019 | U | | < 0.0019 | U | | < 0.0019 | U | | < 0.097 | U | | 0.00017 | J | | 79 | | | 20 | | |
| VMP-7 | 5 | VMP-7-5-042525 | 4/25/2025 | 0.31 | | | < 0.020 | U | | < 0.0020 | U | | < 0.0020 | U | | 0.85 | | | 0.00010 | J | | 79 | | | 20 | | |
| VMP-7 | 5 | VMP-7-5-072425 | 7/24/2025 | 1.1 | | | < 0.022 | U | | < 0.0022 | U | | < 0.0022 | U | | < 0.11 | U | | < 0.00022 | U | | 80 | | | 19 | | |
| VMP-7 | 5 | VMP-7-5-110425 | 11/4/2025 | 0.62 | | | < 0.021 | U | | < 0.0021 | U | | < 0.0021 | U | | 1.4 | | | 0.00015 | J | | 77 | | | 21 | | |

# TABLE 7
## HISTORICAL SUMMARY OF SOIL VAPOR ANALYTICAL RESULTS - NATURAL GASES

| Location | Depth (ft bgs) | Sample ID | Sample Date | Carbon Dioxide | | | Carbon Monoxide | | | Ethane | | | Ethene | | | Helium | | | Methane | | | Nitrogen | | | Oxygen | | |
|---|---|---|---|---|---|---|---|---|---|---|---|---|---|---|---|---|---|---|---|---|---|---|---|---|---|---|---|
| | | | | Result (%) | Lab Quals | AECOM Quals | Result (%) | Lab Quals | AECOM Quals | Result (%) | Lab Quals | AECOM Quals | Result (%) | Lab Quals | AECOM Quals | Result (%) | Lab Quals | AECOM Quals | Result (%) | Lab Quals | AECOM Quals | Result (%) | Lab Quals | AECOM Quals | Result (%) | Lab Quals | AECOM Quals |
| VMP-7 | 13.5 | VMP-7-13.5-020525 | 2/5/2025 | 0.93 | | | < 0.020 | U | | < 0.0020 | U | | < 0.0020 | U | | < 0.099 | U | | 0.00019 | J | | 79 | | | 20 | | |
| VMP-7 | 13.5 | VMP-7-13.5-042525 | 4/25/2025 | 0.40 | | | < 0.021 | U | | < 0.0021 | U | | < 0.0021 | U | | 0.047 | J | | < 0.00021 | U | | 80 | | | 20 | | |
| VMP-7 | 13.5 | VMP-7-13.5-072425 | 7/24/2025 | 1.3 | | | < 0.021 | U | | < 0.0021 | U | | < 0.0021 | U | | < 0.11 | U | | < 0.00021 | U | | 79 | | | 20 | | |
| VMP-7 | 13.5 | VMP-7-13.5-072425-DUP | 7/24/2025 | 1.2 | | | < 0.019 | U | | < 0.0019 | U | | < 0.0019 | U | | < 0.094 | U | | < 0.00019 | U | | 82 | | | 17 | | |
| VMP-7 | 13.5 | VMP-7-13.5-110425 | 11/4/2025 | 1.4 | | | < 0.023 | U | | < 0.0023 | U | | < 0.0023 | U | | 0.35 | | | < 0.00023 | U | | 78 | | | 20 | | |
| VMP-7 | 29.5 | VMP-7-29.5-020525 | 2/5/2025 | 4.2 | | | < 0.019 | U | | < 0.0019 | U | | < 0.0019 | U | | < 0.094 | U | | < 0.00019 | U | | 79 | | | 17 | | |
| VMP-7 | 29.5 | VMP-7-29.5-042525 | 4/25/2025 | 2.6 | | | < 0.020 | U | | < 0.0020 | U | | < 0.0020 | U | | < 0.10 | U | | < 0.00020 | U | | 79 | | | 18 | | |
| VMP-7 | 29.5 | VMP-7-29.5-072425 | 7/24/2025 | 3.2 | | | < 0.022 | U | | < 0.0022 | U | | < 0.0022 | U | | < 0.11 | U | | < 0.00022 | U | | 80 | | | 17 | | |
| VMP-7 | 29.5 | VMP-7-29.5-110425 | 11/4/2025 | 4.1 | | | < 0.021 | U | | < 0.0021 | U | | < 0.0021 | U | | < 0.10 | U | | < 0.00021 | U | | 79 | | | 17 | | |
| VMP-7 | 38 | VMP-7-38-020525 | 2/5/2025 | 3.2 | | | < 0.019 | U | | < 0.0019 | U | | < 0.0019 | U | | 0.0034 | J | | 0.00014 | J | | 79 | | | 18 | | |
| VMP-7 | 38 | VMP-7-38-042525 | 4/25/2025 | 2.2 | | | < 0.021 | U | | < 0.0021 | U | | < 0.0021 | U | | < 0.10 | U | | < 0.00021 | U | | 79 | | | 19 | | |
| VMP-7 | 38 | VMP-7-38-072425 | 7/24/2025 | 2.5 | | | < 0.021 | U | | < 0.0021 | U | | < 0.0021 | U | | < 0.11 | U | | < 0.00021 | U | | 80 | | | 18 | | |
| VMP-7 | 38 | VMP-7-38-110425 | 11/4/2025 | 3.0 | | | < 0.021 | U | | < 0.0021 | U | | < 0.0021 | U | | < 0.10 | U | | < 0.00021 | U | | 79 | | | 18 | | |
| VMP-8 | 5 | VMP-8-5-013125 | 1/31/2025 | 0.13 | | | < 0.020 | U | | < 0.0020 | U | | < 0.0020 | U | | 0.31 | | | < 0.00020 | U | | 80 | | | 20 | | |
| VMP-8 | 5 | VMP-8-5-042425 | 4/24/2025 | 0.55 | | | < 0.022 | U | | < 0.0022 | U | | < 0.0022 | U | | 0.0050 | J | | 0.00020 | J | | 78 | | | 21 | | |
| VMP-8 | 5 | VMP-8-5-072125 | 7/21/2025 | 0.71 | | | < 0.020 | U | | < 0.0020 | U | | < 0.0020 | U | | < 0.10 | U | | < 0.00020 | J | U | 80 | | | 19 | | |
| VMP-8 | 5 | VMP-8-5-102725 | 10/27/2025 | 0.68 | | | < 0.021 | U | | < 0.0021 | U | | < 0.0021 | U | | < 0.10 | U | | < 0.00021 | U | | 78 | | | 21 | | |
| VMP-8 | 9.5 | VMP-8-9.5-013125 | 1/31/2025 | 1.8 | | | < 0.022 | U | | < 0.0022 | U | | < 0.0022 | U | | 0.045 | J | | < 0.00022 | U | | 79 | | | 19 | | |
| VMP-8 | 9.5 | VMP-8-9.5-042425 | 4/24/2025 | 0.88 | | | < 0.023 | U | | < 0.0023 | U | | < 0.0023 | U | | 0.014 | J | | 0.00010 | J | | 79 | | | 20 | | |
| VMP-8 | 9.5 | VMP-8-9.5-072125 | 7/21/2025 | 1.9 | | | < 0.021 | U | | < 0.0021 | U | | < 0.0021 | U | | < 0.10 | U | | < 0.00021 | U | | 79 | | | 19 | | |
| VMP-8 | 9.5 | VMP-8-9.5-102725 | 10/27/2025 | 1.6 | | J | < 0.017 | U | UJ | < 0.0017 | U | UJ | < 0.0017 | U | UJ | < 0.086 | U | UJ | < 0.00017 | U | UJ | 78 | | J | 20 | | J |
| VMP-8 | 23.5 | VMP-8-23.5-013125 | 1/31/2025 | 3.3 | | | < 0.021 | U | | < 0.0021 | U | | < 0.0021 | U | | < 0.10 | U | | < 0.00021 | U | | 79 | | | 18 | | |
| VMP-8 | 23.5 | VMP-8-23.5-042425 | 4/24/2025 | 1.9 | | | < 0.022 | U | | < 0.0022 | U | | < 0.0022 | U | | 0.011 | J | | < 0.00022 | U | | 78 | | | 20 | | |
| VMP-8 | 23.5 | VMP-8-23.5-042425-DUP | 4/24/2025 | 1.9 | | | < 0.021 | U | | < 0.0021 | U | | < 0.0021 | U | | 0.013 | J | | < 0.00021 | U | | 79 | | | 19 | | |
| VMP-8 | 23.5 | VMP-8-23.5-072125 | 7/21/2025 | 2.9 | | | < 0.021 | U | | < 0.0021 | U | | < 0.0021 | U | | < 0.10 | U | | < 0.00021 | U | | 79 | | | 18 | | |
| VMP-8 | 23.5 | VMP-8-23.5-102725 | 10/27/2025 | 3.1 | | | < 0.021 | U | | < 0.0021 | U | | < 0.0021 | U | | < 0.10 | U | | < 0.00021 | U | | 78 | | | 19 | | |
| VMP-8 | 35.5 | VMP-8-35.5-013125 | 1/31/2025 | 0.87 | | | < 0.020 | U | | < 0.0020 | U | | < 0.0020 | U | | 0.031 | J | | < 0.00020 | U | | 79 | | | 20 | | |
| VMP-8 | 35.5 | VMP-8-35.5-042425 | 4/24/2025 | 0.13 | | | < 0.022 | U | | < 0.0022 | U | | < 0.0022 | U | | 1.4 | | | 0.00030 | | | 78 | | | 21 | | |
| VMP-8 | 35.5 | VMP-8-35.5-102725 | 10/27/2025 | 0.49 | | | < 0.021 | U | | < 0.0021 | U | | < 0.0021 | U | | 0.86 | | | 0.00015 | J | | 78 | | | 21 | | |
| VMP-9 | 5 | VMP-9-5-013125 | 1/31/2025 | 0.41 | | | < 0.022 | U | | 0.000050 | J | | < 0.0022 | U | | 0.016 | J | | 0.00097 | | | 78 | | | 21 | | |
| VMP-9 | 5 | VMP-9-5-042325 | 4/23/2025 | 0.13 | | | < 0.021 | U | | < 0.0021 | U | UJ | < 0.0021 | U | | 0.016 | J | | 0.00016 | J | | 78 | | | 22 | | |
| VMP-9 | 5 | VMP-9-5-042325-DUP | 4/23/2025 | 0.13 | | | < 0.022 | U | | < 0.0022 | U | | < 0.0022 | U | | 0.044 | J | | 0.00017 | J | | 78 | | | 22 | | |
| VMP-9 | 5 | VMP-9-5-071825 | 7/18/2025 | 0.18 | | | < 0.023 | U | | < 0.0023 | U | | < 0.0023 | U | | < 0.11 | U | | 0.00020 | J | | 79 | | | 21 | | |
| VMP-9 | 5 | VMP-9-5-103025 | 10/30/2025 | 0.31 | | | < 0.020 | U | | < 0.0020 | U | | < 0.0020 | U | | < 0.098 | U | | 0.00013 | J | | 78 | | | 22 | | |
| VMP-9 | 11.5 | VMP-9-11.5-013125 | 1/31/2025 | 0.64 | | | < 0.020 | U | | < 0.0020 | U | | < 0.0020 | U | | 0.0057 | J | | 0.00035 | | | 78 | | | 21 | | |
| VMP-9 | 11.5 | VMP-9-11.5-042325 | 4/23/2025 | 0.38 | | | < 0.022 | U | | < 0.0022 | U | | < 0.0022 | U | | 0.042 | J | | < 0.00022 | U | | 79 | | | 21 | | |
| VMP-9 | 11.5 | VMP-9-11.5-071825 | 7/18/2025 | 1.0 | | | < 0.022 | U | | < 0.0022 | U | | < 0.0022 | U | | 0.086 | J | | 0.000097 | J | | 79 | | | 20 | | |
| VMP-9 | 11.5 | VMP-9-11.5-103025 | 10/30/2025 | 0.87 | | | < 0.020 | U | | < 0.0020 | U | | < 0.0020 | U | | < 0.10 | U | | < 0.00020 | U | | 78 | | | 21 | | |
| VMP-9 | 25.5 | VMP-9-25.5-013125 | 1/31/2025 | 1.0 | | | < 0.019 | U | | < 0.0019 | U | | < 0.0019 | U | | < 0.093 | U | | 0.00016 | J | | 79 | | | 20 | | |
| VMP-9 | 25.5 | VMP-9-25.5-042325 | 4/23/2025 | 1.0 | | | < 0.022 | U | | < 0.0022 | U | | < 0.0022 | U | | 0.011 | J | | < 0.00022 | U | | 78 | | | 21 | | |
| VMP-9 | 25.5 | VMP-9-25.5-071825 | 7/18/2025 | 1.3 | | | < 0.021 | U | | < 0.0021 | U | | < 0.0021 | U | | 0.040 | J | | < 0.00021 | U | | 79 | | | 20 | | |
| VMP-9 | 25.5 | VMP-9-25.5-071825-DUP | 7/18/2025 | 1.3 | | | < 0.020 | U | | < 0.0020 | U | | < 0.0020 | U | | < 0.10 | U | | < 0.00020 | U | | 79 | | | 20 | | |
| VMP-9 | 25.5 | VMP-9-25.5-103025 | 10/30/2025 | 1.8 | | | < 0.021 | U | | < 0.0021 | U | | < 0.0021 | U | | < 0.10 | U | | 0.00010 | J | | 78 | | | 20 | | |
| VMP-9 | 38.5 | VMP-9-38.5-013125 | 1/31/2025 | 3.8 | | | < 0.021 | U | | < 0.0021 | U | | < 0.0021 | U | | < 0.10 | U | | 0.000061 | J | | 79 | | | 17 | | |
| VMP-9 | 38.5 | VMP-9-38.5-042325 | 4/23/2025 | 2.7 | | | < 0.022 | U | | < 0.0022 | U | | < 0.0022 | U | | < 0.11 | U | | < 0.00022 | U | | 78 | | | 19 | | |
| VMP-9 | 38.5 | VMP-9-38.5-071825 | 7/18/2025 | 2.3 | | | < 0.021 | U | | < 0.0021 | U | | < 0.0021 | U | | < 0.10 | U | | < 0.00021 | U | | 79 | | | 19 | | |
| VMP-9 | 38.5 | VMP-9-38.5-103025 | 10/30/2025 | 2.8 | | | < 0.021 | U | | < 0.0021 | U | | < 0.0021 | U | | < 0.10 | U | | 0.00011 | J | | 78 | | | 19 | | |
| VMP-10 | 5 | VMP-10-5-020325 | 2/3/2025 | 0.066 | | | < 0.020 | U | | < 0.0020 | U | | < 0.0020 | U | | < 0.10 | U | | < 0.00020 | U | | 79 | | | 21 | | |
| VMP-10 | 5 | VMP-10-5-042425 | 4/24/2025 | 0.19 | | | < 0.023 | U | | < 0.0023 | U | | < 0.0023 | U | | 0.0083 | J | | 0.000092 | J | | 79 | | | 21 | | |
| VMP-10 | 5 | VMP-10-5-072225 | 7/22/2025 | 0.28 | | | < 0.020 | U | | < 0.0020 | U | | < 0.0020 | U | | < 0.10 | U | | 0.00014 | J | | 79 | | | 21 | | |
| VMP-10 | 5 | VMP-10-5-103025 | 10/30/2025 | 0.14 | | | < 0.022 | U | | < 0.0022 | U | | < 0.0022 | U | | 0.039 | J | | 0.00010 | J | | 78 | | | 22 | | |

# TABLE 7
## HISTORICAL SUMMARY OF SOIL VAPOR ANALYTICAL RESULTS - NATURAL GASES

| Location | Depth (ft bgs) | Sample ID | Sample Date | Carbon Dioxide | | | Carbon Monoxide | | | Ethane | | | Ethene | | | Helium | | | Methane | | | Nitrogen | | | Oxygen | | |
|---|---|---|---|---|---|---|---|---|---|---|---|---|---|---|---|---|---|---|---|---|---|---|---|---|---|---|---|
| | | | | Result (%) | Lab Quals | AECOM Quals | Result (%) | Lab Quals | AECOM Quals | Result (%) | Lab Quals | AECOM Quals | Result (%) | Lab Quals | AECOM Quals | Result (%) | Lab Quals | AECOM Quals | Result (%) | Lab Quals | AECOM Quals | Result (%) | Lab Quals | AECOM Quals | Result (%) | Lab Quals | AECOM Quals |
| VMP-10 | 10 | VMP-10-10-020325 | 2/3/2025 | 0.067 | | | < 0.020 | U | | < 0.0020 | U | | < 0.0020 | U | | 0.0078 | J | | < 0.00020 | U | | 79 | | | 21 | | |
| VMP-10 | 10 | VMP-10-10-020325-DUP | 2/3/2025 | 0.066 | | | < 0.020 | U | | < 0.0020 | U | | < 0.0020 | U | | 0.0037 | J | | < 0.00020 | U | | 79 | | | 21 | | |
| VMP-10 | 10 | VMP-10-10-042425 | 4/24/2025 | 0.19 | | | < 0.023 | U | | < 0.0023 | U | | < 0.0023 | U | | 3.0 | | | 0.000095 | J | | 76 | | | 21 | | |
| VMP-10 | 10 | VMP-10-10-072225 | 7/22/2025 | 0.36 | | | < 0.022 | U | | < 0.0022 | U | | < 0.0022 | U | | < 0.11 | U | | 0.00011 | J | | 79 | | | 21 | | |
| VMP-10 | 10 | VMP-10-10-072225-DUP | 7/22/2025 | 0.36 | | | < 0.022 | U | | < 0.0022 | U | | < 0.0022 | U | | < 0.11 | U | | 0.00013 | J | | 79 | | | 21 | | |
| VMP-10 | 10 | VMP-10-10-103025 | 10/30/2025 | 0.15 | | | < 0.021 | U | | < 0.0021 | U | | < 0.0021 | U | | < 0.11 | U | | < 0.00021 | U | | 78 | | | 22 | | |
| VMP-10 | 20 | VMP-10-20-020325 | 2/3/2025 | 0.084 | | | < 0.021 | U | | < 0.0021 | U | | < 0.0021 | U | | < 0.11 | U | | < 0.00021 | U | | 79 | | | 21 | | |
| VMP-10 | 20 | VMP-10-20-042425 | 4/24/2025 | 0.11 | | | < 0.023 | U | | < 0.0023 | U | | < 0.0023 | U | | 0.023 | J | | 0.00030 | | | 78 | | | 22 | | |
| VMP-10 | 20 | VMP-10-20-072225 | 7/22/2025 | 0.27 | | | < 0.022 | U | | < 0.0022 | U | | < 0.0022 | U | | < 0.11 | U | | 0.00010 | J | | 79 | | | 21 | | |
| VMP-10 | 20 | VMP-10-20-103025 | 10/30/2025 | 0.16 | | | < 0.021 | U | | < 0.0021 | U | | < 0.0021 | U | | < 0.10 | U | | < 0.00021 | U | | 78 | | | 22 | | |
| VMP-10 | 30 | VMP-10-30-020325 | 2/3/2025 | 0.46 | | | < 0.022 | U | | < 0.0022 | U | | < 0.0022 | U | | < 0.11 | U | | 0.00019 | J | | 78 | | | 21 | | |
| VMP-10 | 30 | VMP-10-30-042425 | 4/24/2025 | 0.30 | | | < 0.022 | U | | < 0.0022 | U | | < 0.0022 | U | | 0.027 | J | | 0.000087 | J | | 79 | | | 21 | | |
| VMP-10 | 30 | VMP-10-30-072225 | 7/22/2025 | 0.94 | | | < 0.022 | U | | < 0.0022 | U | | < 0.0022 | U | | < 0.11 | U | | 0.00025 | | | 79 | | | 20 | | |
| VMP-10 | 30 | VMP-10-30-103025 | 10/30/2025 | 2.2 | | | < 0.021 | U | | < 0.0021 | U | | < 0.0021 | U | | < 0.10 | U | | 0.0072 | | | 78 | | | 20 | | |
| VMP-11 | 5 | VMP-11-5-020325 | 2/3/2025 | 0.099 | | | < 0.022 | U | | < 0.0022 | U | | < 0.0022 | U | | < 0.11 | U | | 0.00020 | J | | 79 | | | 21 | | |
| VMP-11 | 5 | VMP-11-5-042525 | 4/25/2025 | 0.24 | | | < 0.023 | U | | < 0.0023 | U | | < 0.0023 | U | | 1.6 | | | 0.00015 | J | | 77 | | | 21 | | |
| VMP-11 | 5 | VMP-11-5-072225 | 7/22/2025 | 0.50 | | | < 0.022 | U | | < 0.0022 | U | | < 0.0022 | U | | < 0.11 | U | | 0.00024 | | | 79 | | | 20 | | |
| VMP-11 | 5 | VMP-11-5-103125 | 10/31/2025 | 0.14 | | | < 0.020 | U | | < 0.0020 | U | | < 0.0020 | U | | < 0.10 | U | | 0.00014 | J | | 78 | | | 22 | | |
| VMP-11 | 8 | VMP-11-8-020325 | 2/3/2025 | 0.10 | | | < 0.022 | U | | < 0.0022 | U | | < 0.0022 | U | | 0.022 | J | | 0.00017 | J | | 79 | | | 21 | | |
| VMP-11 | 8 | VMP-11-8-042525 | 4/25/2025 | 0.27 | | | < 0.022 | U | | < 0.0022 | U | | < 0.0022 | U | | 0.030 | J | | 0.00014 | J | | 79 | | | 21 | | |
| VMP-11 | 8 | VMP-11-8-072225 | 7/22/2025 | 0.53 | | | < 0.020 | U | | < 0.0020 | U | | < 0.0020 | U | | < 0.10 | U | | 0.00023 | | | 79 | | | 20 | | |
| VMP-11 | 8 | VMP-11-8-103125 | 10/31/2025 | 0.18 | | | < 0.020 | U | | < 0.0020 | U | | < 0.0020 | U | | < 0.10 | U | | 0.00013 | J | | 78 | | | 22 | | |
| VMP-11 | 29 | VMP-11-29-020325 | 2/3/2025 | 0.10 | | | < 0.022 | U | | < 0.0022 | U | | < 0.0022 | U | | 0.054 | J | | 0.00024 | | | 79 | | | 21 | | |
| VMP-11 | 29 | VMP-11-29-042525 | 4/25/2025 | 0.22 | | | < 0.022 | U | | < 0.0022 | U | | < 0.0022 | U | | 0.29 | | | 0.00013 | J | | 78 | | | 21 | | |
| VMP-11 | 29 | VMP-11-29-072225 | 7/22/2025 | 0.54 | | | < 0.021 | U | | < 0.0021 | U | | < 0.0021 | U | | < 0.10 | U | | 0.00019 | J | | 79 | | | 20 | | |
| VMP-11 | 29 | VMP-11-29-103125 | 10/31/2025 | 0.32 | | | < 0.020 | U | | < 0.0020 | U | | < 0.0020 | U | | < 0.10 | U | | 0.00020 | J | | 78 | | | 22 | | |
| VMP-12 | 5 | VMP-12-5-020725 | 2/7/2025 | 0.066 | | | < 0.020 | U | | < 0.0020 | U | | < 0.0020 | U | | 0.076 | J | | 0.00082 | | | 78 | | | 22 | | |
| VMP-12 | 5 | VMP-12-5-050225 | 5/2/2025 | 0.059 | | | < 0.021 | U | | < 0.0021 | U | | < 0.0021 | U | | 2.4 | | | 0.00015 | J | | 76 | | | 21 | | |
| VMP-12 | 5 | VMP-12-5-072825 | 7/28/2025 | 0.052 | | | < 0.022 | U | | < 0.0022 | U | | < 0.0022 | U | | 0.69 | | | 0.00021 | J | | 78 | | | 21 | | |
| VMP-12 | 5 | VMP-12-5-110525 | 11/5/2025 | 0.048 | | | < 0.023 | U | | < 0.0023 | U | | < 0.0023 | U | | 0.13 | | | 0.00022 | J | | 78 | | | 22 | | |
| VMP-12 | 11.5 | VMP-12-11.5-020725 | 2/7/2025 | 0.10 | | | < 0.021 | U | | < 0.0021 | U | | < 0.0021 | U | | < 0.11 | U | | 0.00014 | J | | 78 | | | 22 | | |
| VMP-12 | 11.5 | VMP-12-11.5-050225 | 5/2/2025 | 0.086 | | | < 0.021 | U | | < 0.0021 | U | | < 0.0021 | U | | 0.50 | | | 0.00014 | J | | 79 | | | 21 | | |
| VMP-12 | 11.5 | VMP-12-11.5-072825 | 7/28/2025 | 0.064 | | | < 0.021 | U | | < 0.0021 | U | | < 0.0021 | U | | 3.6 | | | 0.00019 | J | | 76 | | | 20 | | |
| VMP-12 | 11.5 | VMP-12-11.5-110525 | 11/5/2025 | 0.053 | | | < 0.022 | U | | < 0.0022 | U | | < 0.0022 | U | | < 0.11 | U | | 0.00018 | J | | 78 | | | 22 | | |
| VMP-12 | 25 | VMP-12-25-020725 | 2/7/2025 | 10 | | | < 0.021 | U | | < 0.0021 | U | | < 0.0021 | U | | 0.0046 | J | | < 0.00021 | U | | 80 | | | 10 | | |
| VMP-12 | 25 | VMP-12-25-050225 | 5/2/2025 | 1.2 | | | < 0.021 | U | | < 0.0021 | U | | < 0.0021 | U | | 0.014 | J | | < 0.00021 | U | | 79 | | | 20 | | |
| VMP-12 | 25 | VMP-12-25-072825 | 7/28/2025 | 1.1 | | | < 0.022 | U | | < 0.0022 | U | | < 0.0022 | U | | 0.13 | | | < 0.00022 | U | | 79 | | | 20 | | |
| VMP-12 | 25 | VMP-12-25-110525 | 11/5/2025 | 0.96 | | | < 0.023 | U | | < 0.0023 | U | | < 0.0023 | U | | < 0.11 | U | | < 0.00023 | U | | 79 | | | 20 | | |
| VMP-12 | 39 | VMP-12-39-020725 | 2/7/2025 | 17 | | | < 0.021 | U | | 0.000092 | J | | < 0.0021 | U | | < 0.11 | U | | 11 | | | 70 | | | 1.3 | | |
| VMP-12 | 39 | VMP-12-39-050225 | 5/2/2025 | 14 | | | < 0.021 | U | | < 0.0021 | U | | < 0.0021 | U | | < 0.10 | U | | 0.0044 | | | 82 | | | 3.4 | | |
| VMP-12 | 39 | VMP-12-39-072825 | 7/28/2025 | 8.9 | | | < 0.023 | U | | < 0.0023 | U | | < 0.0023 | U | | 0.053 | J | | 0.00049 | | | 80 | | | 11 | | |
| VMP-12 | 39 | VMP-12-39-110525 | 11/5/2025 | 14 | | | < 0.021 | U | | < 0.0021 | U | | < 0.0021 | U | | < 0.10 | U | | 0.38 | | | 79 | | | 6.6 | | |
| VMP-13 | 5 | VMP-13-5-020625 | 2/6/2025 | 0.11 | | | < 0.019 | U | | < 0.0019 | U | | < 0.0019 | U | | 0.0037 | J | | < 0.00019 | U | | 79 | | | 21 | | |
| VMP-13 | 10.5 | VMP-13-10.5-020625 | 2/6/2025 | 0.23 | | | < 0.019 | U | | < 0.0019 | U | | < 0.0019 | U | | < 0.096 | U | | 0.0011 | | | 79 | | | 21 | | |
| VMP-13 | 21.5 | VMP-13-21.5-020625 | 2/6/2025 | 2.3 | | | < 0.019 | U | | < 0.0019 | U | | < 0.0019 | U | | 0.0064 | J | | 0.038 | | | 81 | | | 17 | | |
| VMP-13 | 21.5 | VMP-13-21.5-020625-DUP | 2/6/2025 | 2.4 | | | < 0.018 | U | | < 0.0018 | U | | < 0.0018 | U | | 0.0051 | J | | 0.040 | | | 80 | | | 17 | | |
| VMP-14 | 5 | VMP-14-5-020625 | 2/6/2025 | 0.46 | | | < 0.021 | U | | < 0.0021 | U | | < 0.0021 | U | | 0.23 | | | 0.00013 | J | | 78 | | | 21 | | |
| VMP-14 | 5 | VMP-14-5-020625-DUP | 2/6/2025 | 0.44 | | | < 0.020 | U | | < 0.0020 | U | | < 0.0020 | U | | 0.22 | | | 0.00013 | J | | 78 | | | 21 | | |
| VMP-14 | 11.5 | VMP-14-11.5-020625 | 2/6/2025 | 0.41 | | | < 0.018 | U | | < 0.0018 | U | | < 0.0018 | U | | 0.23 | | | 0.00013 | J | | 78 | | | 21 | | |
| VMP-14 | 20 | VMP-14-20-020625 | 2/6/2025 | 17 | | | < 0.020 | U | | < 0.0020 | U | | < 0.0020 | U | | 0.048 | J | | 0.022 | | | 81 | | | 2.1 | | |
| VMP-14 | 29 | VMP-14-29-020625 | 2/6/2025 | 7.2 | | | < 0.020 | U | | < 0.0020 | U | | < 0.0020 | U | | 0.0091 | J | | 0.0055 | | | 79 | | | 14 | | |
| VMP-15 | 5 | VMP-15-5-020425 | 2/4/2025 | 3.4 | | | < 0.020 | U | | < 0.0020 | U | | < 0.0020 | U | | < 0.10 | U | | < 0.00020 | U | | 79 | | | 18 | | |
| VMP-15 | 5 | VMP-15-5-042925 | 4/29/2025 | 1.2 | | | < 0.022 | U | | < 0.0022 | U | | < 0.0022 | U | | 0.0086 | J | | < 0.00022 | U | | 79 | | | 20 | | |
| VMP-15 | 5 | VMP-15-5-072325 | 7/23/2025 | 2.7 | | | < 0.022 | U | | < 0.0022 | U | | < 0.0022 | U | | < 0.11 | U | | 0.00014 | J | | 81 | | | 16 | | |
| VMP-15 | 5 | VMP-15-5-110325 | 11/3/2025 | 0.66 | | | < 0.021 | U | | < 0.0021 | U | | < 0.0021 | U | | < 0.10 | U | | < 0.00021 | U | | 79 | | | 20 | | |

# TABLE 7
## HISTORICAL SUMMARY OF SOIL VAPOR ANALYTICAL RESULTS - NATURAL GASES

| Location | Depth (ft bgs) | Sample ID | Sample Date | Carbon Dioxide | | | Carbon Monoxide | | | Ethane | | | Ethene | | | Helium | | | Methane | | | Nitrogen | | | Oxygen | | |
|---|---|---|---|---|---|---|---|---|---|---|---|---|---|---|---|---|---|---|---|---|---|---|---|---|---|---|---|
| | | | | Result (%) | Lab Quals | AECOM Quals | Result (%) | Lab Quals | AECOM Quals | Result (%) | Lab Quals | AECOM Quals | Result (%) | Lab Quals | AECOM Quals | Result (%) | Lab Quals | AECOM Quals | Result (%) | Lab Quals | AECOM Quals | Result (%) | Lab Quals | AECOM Quals | Result (%) | Lab Quals | AECOM Quals |
| VMP-15 | 21.5 | VMP-15-21.5-020425 | 2/4/2025 | 12 | | | < 0.020 | U | | < 0.0020 | U | | < 0.0020 | U | | < 0.10 | U | | < 0.00020 | U | | 82 | | | 5.5 | | |
| VMP-15 | 21.5 | VMP-15-21.5-042925 | 4/29/2025 | 7.7 | | | < 0.023 | U | | < 0.0023 | U | | < 0.0023 | U | | 0.051 | J | | < 0.00023 | U | | 78 | | | 14 | | |
| VMP-15 | 21.5 | VMP-15-21.5-072325 | 7/23/2025 | 6.1 | | | < 0.023 | U | | < 0.0023 | U | | < 0.0023 | U | | < 0.12 | U | | < 0.00023 | U | | 80 | | | 14 | | |
| VMP-15 | 21.5 | VMP-15-21.5-110325 | 11/3/2025 | 4.2 | | | < 0.022 | U | | < 0.0022 | U | | < 0.0022 | U | | < 0.11 | U | | < 0.00022 | U | | 80 | | | 16 | | |
| VMP-15 | 25.5 | VMP-15-25.5-020425 | 2/4/2025 | 12 | | | < 0.021 | U | | < 0.0021 | U | | < 0.0021 | U | | < 0.10 | U | | < 0.00021 | U | | 81 | | | 7.3 | | |
| VMP-15 | 25.5 | VMP-15-25.5-042925 | 4/29/2025 | 7.1 | | | < 0.023 | U | | < 0.0023 | U | | < 0.0023 | U | | < 0.12 | U | | < 0.00023 | U | | 78 | | | 15 | | |
| VMP-15 | 25.5 | VMP-15-25.5-072325 | 7/23/2025 | 4.9 | | | < 0.024 | U | | < 0.0024 | U | | < 0.0024 | U | | < 0.12 | U | | < 0.00024 | U | | 80 | | | 15 | | |
| VMP-15 | 25.5 | VMP-15-25.5-110325 | 11/3/2025 | 4.0 | | | < 0.022 | U | | < 0.0022 | U | | < 0.0022 | U | | < 0.11 | U | | < 0.00022 | U | | 79 | | | 17 | | |
| VMP-15 | 29 | VMP-15-29-020425 | 2/4/2025 | 12 | | | < 0.021 | U | | < 0.0021 | U | | < 0.0021 | U | | < 0.10 | U | | < 0.00021 | U | | 81 | | | 7.3 | | |
| VMP-15 | 29 | VMP-15-29-072325 | 7/23/2025 | 4.2 | | | < 0.023 | U | | < 0.0023 | U | | < 0.0023 | U | | 0.080 | J | | < 0.00023 | U | | 80 | | | 16 | | |
| VMP-15 | 29 | VMP-15-29-110325 | 11/3/2025 | 4.6 | | | < 0.021 | U | | < 0.0021 | U | | < 0.0021 | U | | < 0.10 | U | | < 0.00021 | U | | 79 | | | 16 | | |
| VMP-16 | 5 | VMP-16-5-020725 | 2/7/2025 | 2.1 | | | < 0.020 | U | | < 0.0020 | U | | < 0.0020 | U | | 0.024 | J | | 0.00022 | | | 78 | | | 20 | | |
| VMP-16 | 5 | VMP-16-5-050225 | 5/2/2025 | 0.26 | | | < 0.022 | U | | < 0.0022 | U | | < 0.0022 | U | | 0.12 | | | 0.000086 | J | | 79 | | | 21 | | |
| VMP-16 | 5 | VMP-16-5-072825 | 7/28/2025 | 0.51 | | | < 0.021 | U | | < 0.0021 | U | | < 0.0021 | U | | < 0.11 | U | | 0.00011 | J | | 78 | | | 21 | | |
| VMP-16 | 5 | VMP-16-5-110525 | 11/5/2025 | 0.72 | | | < 0.022 | U | | < 0.0022 | U | | < 0.0022 | U | | < 0.11 | U | | < 0.00022 | U | | 79 | | | 20 | | |
| VMP-16 | 13.5 | VMP-16-13.5-020725 | 2/7/2025 | 15 | | | < 0.021 | U | | < 0.0021 | U | | < 0.0021 | U | | 0.10 | J | | 0.37 | | | 83 | | | 1.5 | | |
| VMP-16 | 13.5 | VMP-16-13.5-050225 | 5/2/2025 | 14 | | | < 0.022 | U | | < 0.0022 | U | | < 0.0022 | U | | < 0.11 | U | | 0.026 | | | 82 | | | 3.7 | | |
| VMP-16 | 13.5 | VMP-16-13.5-072825 | 7/28/2025 | 14 | | | < 0.022 | U | | < 0.0022 | U | | < 0.0022 | U | | < 0.11 | U | | 0.0016 | | | 82 | | | 3.8 | | |
| VMP-16 | 13.5 | VMP-16-13.5-110525 | 11/5/2025 | 16 | | | < 0.020 | U | | < 0.0020 | U | | < 0.0020 | U | | < 0.10 | U | | 0.0025 | | | 82 | | | 1.6 | | |
| VMP-16 | 19 | VMP-16-19-020725 | 2/7/2025 | 18 | | | < 0.021 | U | | 0.00011 | J | | < 0.0021 | U | | < 0.10 | U | | 8.2 | | | 72 | | | 1.3 | | |
| VMP-16 | 19 | VMP-16-19-050225 | 5/2/2025 | 17 | | | < 0.020 | U | | 0.00011 | J | | < 0.0020 | U | | < 0.10 | U | | 4.5 | | | 77 | | | 1.2 | | |
| VMP-16 | 19 | VMP-16-19-072825 | 7/28/2025 | 17 | | | < 0.022 | U | | < 0.0022 | U | | < 0.0022 | U | | < 0.11 | U | | 0.95 | | | 80 | | | 1.4 | | |
| VMP-16 | 19 | VMP-16-19-110525 | 11/5/2025 | 19 | | | < 0.022 | U | | < 0.0022 | U | | < 0.0022 | U | | < 0.11 | U | | 1.6 | | | 78 | | | 1.4 | | |
| VMP-16 | 31 | VMP-16-31-020725 | 2/7/2025 | 18 | | | < 0.020 | U | | 0.00014 | J | | < 0.0020 | U | | < 0.098 | U | | 13 | | | 68 | | | 1.2 | | |
| VMP-16 | 31 | VMP-16-31-050225 | 5/2/2025 | 17 | | | < 0.022 | U | | 0.00019 | J | | < 0.0022 | U | | 0.12 | | | 7.2 | | | 74 | | | 1.3 | | |
| VMP-16 | 31 | VMP-16-31-072825 | 7/28/2025 | 17 | | | < 0.023 | U | | < 0.0023 | U | | < 0.0023 | U | | < 0.12 | U | | 2.3 | | | 79 | | | 1.5 | | |
| VMP-16 | 31 | VMP-16-31-110525 | 11/5/2025 | 20 | | | < 0.021 | U | | < 0.0021 | U | | < 0.0021 | U | | < 0.10 | U | | 3.5 | | | 75 | | | 1.3 | | |
| VMP-17 | 5 | VMP-17-5-020325 | 2/3/2025 | 0.075 | | | < 0.022 | U | | < 0.0022 | U | | < 0.0022 | U | | 0.0045 | J | | 0.00015 | J | | 79 | | | 21 | | |
| VMP-17 | 5 | VMP-17-5-020325-DUP | 2/3/2025 | 0.075 | | | < 0.023 | U | | < 0.0023 | U | | < 0.0023 | U | | < 0.12 | U | | 0.00017 | J | | 79 | | | 21 | | |
| VMP-18 | 8.5 | VMP-18-8.5-013125 | 1/31/2025 | 0.24 | | | < 0.021 | U | | < 0.0021 | U | | < 0.0021 | U | | < 0.11 | U | | < 0.00021 | U | | 79 | | | 21 | | |
| VMP-18 | 8.5 | VMP-18-8.5-042425 | 4/24/2025 | 0.49 | | | < 0.023 | U | | < 0.0023 | U | | < 0.0023 | U | | 0.016 | J | | 0.00010 | J | | 78 | | | 21 | | |
| VMP-18 | 8.5 | VMP-18-8.5-072125 | 7/21/2025 | 0.76 | | | < 0.022 | U | | < 0.0022 | U | | < 0.0022 | U | | < 0.11 | U | | < 0.00022 | J | U | 79 | | | 20 | | |
| VMP-18 | 8.5 | VMP-18-8.5-072125-DUP | 7/21/2025 | 0.72 | | | < 0.022 | U | | < 0.0022 | U | | < 0.0022 | U | | < 0.11 | U | | < 0.00022 | J | U | 79 | | | 20 | | |
| VMP-18 | 8.5 | VMP-18-8.5-102825 | 10/28/2025 | 0.55 | | | < 0.021 | U | | < 0.0021 | U | | < 0.0021 | U | | < 0.10 | U | | < 0.00021 | U | | 77 | | | 22 | | |
| VMP-19 | 5 | VMP-19-5-013125 | 1/31/2025 | 0.059 | | | < 0.020 | U | | < 0.0020 | U | | < 0.0020 | U | | 0.031 | J | | 0.00016 | J | | 79 | | | 21 | | |
| VMP-19 | 5 | VMP-19-5-013125-DUP | 1/31/2025 | 0.057 | | | < 0.021 | U | | < 0.0021 | U | | < 0.0021 | U | | 0.015 | J | | 0.00019 | J | | 79 | | | 21 | | |
| VMP-19 | 5 | VMP-19-5-042425 | 4/24/2025 | 0.14 | | | < 0.023 | U | | < 0.0023 | U | | < 0.0023 | U | | 0.30 | | | 0.00018 | J | | 78 | | | 21 | | |
| VMP-19 | 5 | VMP-19-5-042425-DUP | 4/24/2025 | 0.14 | | | < 0.023 | U | | < 0.0023 | U | | < 0.0023 | U | | 0.30 | | | 0.00023 | | | 78 | | | 22 | | |
| VMP-19 | 5 | VMP-19-5-071825 | 7/18/2025 | 0.16 | | | < 0.021 | U | | < 0.0021 | U | | < 0.0021 | U | | 0.89 | | | 0.00022 | | | 78 | | | 21 | | |
| VMP-19 | 5 | VMP-19-5-071825-DUP | 7/18/2025 | 0.16 | | | < 0.021 | U | | < 0.0021 | U | | < 0.0021 | U | | 0.93 | | | 0.00021 | | | 78 | | | 21 | | |
| VMP-19 | 5 | VMP-19-5-103125 | 10/31/2025 | 0.079 | | | < 0.020 | U | | < 0.0020 | U | | < 0.0020 | U | | 0.39 | | | 0.00020 | | | 78 | | | 22 | | |
| VMP-20 | 5 | VMP-20-5-021025 | 2/10/2025 | 1.8 | | | < 0.021 | U | | < 0.0021 | U | | < 0.0021 | U | | < 0.10 | U | | < 0.00021 | J | U | 78 | | | 20 | | |
| VMP-20 | 5 | VMP-20-5-050125 | 5/1/2025 | 5.4 | | | < 0.022 | U | | < 0.0022 | U | | < 0.0022 | U | | 0.0036 | J | | < 0.00022 | U | | 81 | | | 14 | | |
| VMP-20 | 5 | VMP-20-5-072925 | 7/29/2025 | 13 | | | < 0.021 | U | | < 0.0021 | U | | < 0.0021 | U | | < 0.10 | U | | < 0.00021 | U | | 78 | | | 9.1 | | |
| VMP-20 | 5 | VMP-20-5-072925-DUP | 7/29/2025 | 12 | | | < 0.020 | U | | < 0.0020 | U | | < 0.0020 | U | | < 0.099 | U | | < 0.00020 | U | | 78 | | | 10 | | |
| VMP-20 | 5 | VMP-20-5-110525 | 11/5/2025 | 5.2 | | | < 0.021 | U | | < 0.0021 | U | | < 0.0021 | U | | 0.043 | J | | < 0.00021 | U | | 78 | | | 17 | | |
| VMP-20 | 5 | VMP-20-5-110525-DUP | 11/5/2025 | 5.4 | | | < 0.022 | U | | < 0.0022 | U | | < 0.0022 | U | | < 0.11 | U | | < 0.00022 | U | | 78 | | | 17 | | |
| VMP-20 | 10 | VMP-20-10-021025 | 2/10/2025 | 3.0 | | | < 0.021 | U | | < 0.0021 | U | | < 0.0021 | U | | < 0.10 | U | | < 0.00021 | U | | 78 | | | 19 | | |
| VMP-20 | 10 | VMP-20-10-050125 | 5/1/2025 | 5.4 | | | < 0.019 | U | | < 0.0019 | U | | < 0.0019 | U | | < 0.096 | U | | < 0.00019 | U | | 81 | | | 14 | | |
| VMP-20 | 10 | VMP-20-10-072925 | 7/29/2025 | 14 | | | < 0.020 | U | | < 0.0020 | U | | < 0.0020 | U | | < 0.10 | U | | < 0.00020 | U | | 80 | | | 6.5 | | |
| VMP-20 | 10 | VMP-20-10-110525 | 11/5/2025 | 6.9 | | | < 0.022 | U | | < 0.0022 | U | | < 0.0022 | U | | < 0.11 | U | | < 0.00022 | U | | 77 | | | 16 | | |
| VMP-20 | 25 | VMP-20-25-021025 | 2/10/2025 | 3.4 | | | < 0.020 | U | | < 0.0020 | U | | < 0.0020 | U | | 0.0032 | J | | < 0.00020 | U | | 78 | | | 19 | | |
| VMP-20 | 25 | VMP-20-25-050125 | 5/1/2025 | 2.8 | | | < 0.020 | U | | < 0.0020 | U | | < 0.0020 | U | | 0.0026 | J | | < 0.00020 | U | | 78 | | | 19 | | |
| VMP-20 | 25 | VMP-20-25-050125-DUP | 5/1/2025 | 2.7 | | | < 0.020 | U | | < 0.0020 | U | | < 0.0020 | U | | 0.0038 | J | | < 0.00020 | U | | 78 | | | 19 | | |
| VMP-20 | 25 | VMP-20-25-072925 | 7/29/2025 | 4.6 | | | < 0.022 | U | | < 0.0022 | U | | < 0.0022 | U | | < 0.11 | U | | < 0.00022 | U | | 79 | | | 16 | | |
| VMP-20 | 25 | VMP-20-25-110525 | 11/5/2025 | 5.2 | | | < 0.022 | U | | < 0.0022 | U | | < 0.0022 | U | | < 0.11 | U | | < 0.00022 | U | | 78 | | | 17 | | |

# TABLE 7
## HISTORICAL SUMMARY OF SOIL VAPOR ANALYTICAL RESULTS - NATURAL GASES

| Location | Depth (ft bgs) | Sample ID | Sample Date | Carbon Dioxide | | | Carbon Monoxide | | | Ethane | | | Ethene | | | Helium | | | Methane | | | Nitrogen | | | Oxygen | | |
|---|---|---|---|---|---|---|---|---|---|---|---|---|---|---|---|---|---|---|---|---|---|---|---|---|---|---|---|
| | | | | Result (%) | Lab Quals | AECOM Quals | Result (%) | Lab Quals | AECOM Quals | Result (%) | Lab Quals | AECOM Quals | Result (%) | Lab Quals | AECOM Quals | Result (%) | Lab Quals | AECOM Quals | Result (%) | Lab Quals | AECOM Quals | Result (%) | Lab Quals | AECOM Quals | Result (%) | Lab Quals | AECOM Quals |
| VMP-20 | 39.5 | VMP-20-39.5-021025 | 2/10/2025 | 3.4 | | | < 0.020 | U | | < 0.0020 | U | | < 0.0020 | U | | < 0.099 | U | | < 0.00020 | U | | 79 | | | 18 | | |
| VMP-20 | 39.5 | VMP-20-39.5-050125 | 5/1/2025 | 5.4 | | | < 0.021 | U | | < 0.0021 | U | | < 0.0021 | U | | 0.0034 | J | | < 0.00021 | U | | 81 | | | 14 | | |
| VMP-20 | 39.5 | VMP-20-39.5-072925 | 7/29/2025 | 14 | | | < 0.022 | U | | < 0.0022 | U | | < 0.0022 | U | | < 0.11 | U | | < 0.00022 | U | | 79 | | | 7.0 | | |
| VMP-21 | 5 | VMP-21-5-021125 | 2/11/2025 | 1.0 | | | < 0.019 | U | | < 0.0019 | U | | < 0.0019 | U | | < 0.096 | U | | < 0.00019 | U | | 78 | | | 21 | | |
| VMP-21 | 5 | VMP-21-5-021125-DUP | 2/11/2025 | 1.0 | | | < 0.020 | U | | < 0.0020 | U | | < 0.0020 | U | | 0.0093 | J | | < 0.00020 | U | | 77 | | | 22 | | |
| VMP-21 | 5 | VMP-21-5-050125 | 5/1/2025 | 2.1 | | | < 0.021 | U | | < 0.0021 | U | | < 0.0021 | U | | < 0.10 | U | | < 0.00021 | U | | 80 | | | 18 | | |
| VMP-21 | 5 | VMP-21-5-073025 | 7/30/2025 | 9.8 | | | < 0.022 | U | | < 0.0022 | U | | < 0.0022 | U | | < 0.11 | U | | < 0.00022 | U | | 79 | | | 11 | | |
| VMP-21 | 5 | VMP-21-5-110625 | 11/6/2025 | 3.9 | | | < 0.022 | U | | < 0.0022 | U | | < 0.0022 | U | | < 0.11 | U | | < 0.00022 | U | | 78 | | | 18 | | |
| VMP-21 | 10 | VMP-21-10-021125 | 2/11/2025 | 4.6 | | | < 0.019 | U | | < 0.0019 | U | | < 0.0019 | U | | < 0.094 | U | | < 0.00019 | U | | 77 | | | 18 | | |
| VMP-21 | 10 | VMP-21-10-050125 | 5/1/2025 | 4.2 | | | < 0.021 | U | | < 0.0021 | U | | < 0.0021 | U | | < 0.10 | U | | < 0.00021 | U | | 78 | | | 18 | | |
| VMP-21 | 10 | VMP-21-10-073025 | 7/30/2025 | 6.4 | | | < 0.021 | U | | < 0.0021 | U | | < 0.0021 | U | | < 0.11 | U | | < 0.00021 | U | | 80 | | | 14 | | |
| VMP-21 | 10 | VMP-21-10-110625 | 11/6/2025 | 7.8 | | | < 0.021 | U | | < 0.0021 | U | | < 0.0021 | U | | < 0.10 | U | | < 0.00021 | U | | 77 | | | 15 | | |
| VMP-21 | 25 | VMP-21-25-021125 | 2/11/2025 | 5.0 | | | < 0.020 | U | | < 0.0020 | U | | < 0.0020 | U | | < 0.10 | U | | < 0.00020 | U | | 78 | | | 17 | | |
| VMP-21 | 25 | VMP-21-25-050125 | 5/1/2025 | 4.3 | | | < 0.021 | U | | < 0.0021 | U | | < 0.0021 | U | | < 0.10 | U | | < 0.00021 | U | | 79 | | | 17 | | |
| VMP-21 | 25 | VMP-21-25-073025 | 7/30/2025 | 4.0 | | | < 0.022 | U | | < 0.0022 | U | | < 0.0022 | U | | < 0.11 | U | | < 0.00022 | U | | 79 | | | 17 | | |
| VMP-21 | 25 | VMP-21-25-110625 | 11/6/2025 | 5.1 | | | < 0.022 | U | | < 0.0022 | U | | < 0.0022 | U | | < 0.11 | U | | < 0.00022 | U | | 79 | | | 16 | | |
| VMP-21 | 33 | VMP-21-33-050125 | 5/1/2025 | 4.6 | | | < 0.020 | U | | < 0.0020 | U | | < 0.0020 | U | | < 0.10 | U | | < 0.00020 | U | | 78 | | | 17 | | |
| VMP-21 | 33 | VMP-21-33-073025 | 7/30/2025 | 3.8 | | | < 0.022 | U | | < 0.0022 | U | | < 0.0022 | U | | < 0.11 | U | | < 0.00022 | U | | 79 | | | 17 | | |
| VMP-21 | 33 | VMP-21-33-110625 | 11/6/2025 | 4.6 | | | < 0.022 | U | | < 0.0022 | U | | < 0.0022 | U | | < 0.11 | U | | < 0.00022 | U | | 79 | | | 16 | | |
| VMP-22 | 5 | VMP-22-5-021125 | 2/11/2025 | 0.29 | | | < 0.020 | U | | < 0.0020 | U | | < 0.0020 | U | | < 0.099 | U | | < 0.00020 | U | | 78 | | | 22 | | |
| VMP-22 | 5 | VMP-22-5-042925 | 4/29/2025 | 0.95 | | | < 0.021 | U | | < 0.0021 | U | | < 0.0021 | U | | < 0.10 | U | | < 0.00021 | U | | 79 | | | 20 | | |
| VMP-22 | 5 | VMP-22-5-072525 | 7/25/2025 | 2.6 | | | < 0.022 | U | | < 0.0022 | U | | < 0.0022 | U | | < 0.11 | U | | < 0.00022 | U | | 79 | | | 18 | | |
| VMP-22 | 5 | VMP-22-5-072525-DUP | 7/25/2025 | 2.7 | | | < 0.022 | U | | < 0.0022 | U | | < 0.0022 | U | | < 0.11 | U | | < 0.00022 | U | | 79 | | | 18 | | |
| VMP-22 | 5 | VMP-22-5-110625 | 11/6/2025 | 1.4 | | | < 0.022 | U | | < 0.0022 | U | | < 0.0022 | U | | < 0.11 | U | | < 0.00022 | U | | 78 | | | 21 | | |
| VMP-22 | 10 | VMP-22-10-021125 | 2/11/2025 | 0.16 | | | < 0.019 | U | | < 0.0019 | U | | < 0.0019 | U | | 0.096 | | | < 0.00019 | J | U | 78 | | | 22 | | |
| VMP-22 | 10 | VMP-22-10-042925 | 4/29/2025 | 0.92 | | | < 0.020 | U | | < 0.0020 | U | | < 0.0020 | U | | 0.059 | J | | 0.00018 | J | | 80 | | | 19 | | |
| VMP-22 | 10 | VMP-22-10-072525 | 7/25/2025 | 1.8 | | | < 0.022 | U | | < 0.0022 | U | | < 0.0022 | U | | < 0.11 | U | | 0.00016 | J | | 78 | | | 20 | | |
| VMP-22 | 10 | VMP-22-10-110625 | 11/6/2025 | 0.86 | | | < 0.022 | U | | < 0.0022 | U | | < 0.0022 | U | | 0.066 | J | | < 0.00022 | U | | 78 | | | 21 | | |
| VMP-22 | 18 | VMP-22-18-021125 | 2/11/2025 | 0.16 | | | < 0.021 | U | | < 0.0021 | U | | < 0.0021 | U | | 0.19 | | | < 0.00021 | J | U | 78 | | | 22 | | |
| VMP-22 | 18 | VMP-22-18-042925 | 4/29/2025 | 0.88 | | | < 0.022 | U | | < 0.0022 | U | | < 0.0022 | U | | 0.19 | | | 0.00016 | J | | 79 | | | 20 | | |
| VMP-22 | 18 | VMP-22-18-072525 | 7/25/2025 | 1.8 | | | < 0.020 | U | | < 0.0020 | U | | < 0.0020 | U | | 0.042 | J | | 0.00014 | J | | 78 | | | 20 | | |
| VMP-22 | 18 | VMP-22-18-110625 | 11/6/2025 | 2.0 | | | < 0.020 | U | | < 0.0020 | U | | < 0.0020 | U | | 0.076 | J | | < 0.00020 | U | | 78 | | | 20 | | |
| VMP-22 | 38 | VMP-22-38-021125 | 2/11/2025 | 0.14 | | | < 0.021 | U | | < 0.0021 | U | | < 0.0021 | U | | 1.1 | | | < 0.00021 | J | U | 77 | | | 22 | | |
| VMP-22 | 38 | VMP-22-38-042925 | 4/29/2025 | 1.1 | | | < 0.021 | U | | < 0.0021 | U | | < 0.0021 | U | | 0.22 | | | 0.00018 | J | | 79 | | | 20 | | |
| VMP-22 | 38 | VMP-22-38-072525 | 7/25/2025 | 1.4 | | | < 0.021 | U | | < 0.0021 | U | | < 0.0021 | U | | 0.15 | | | 0.00019 | J | | 78 | | | 20 | | |
| VMP-22 | 38 | VMP-22-38-110625 | 11/6/2025 | 0.90 | | | < 0.021 | U | | < 0.0021 | U | | < 0.0021 | U | | 0.33 | | | < 0.00021 | U | | 78 | | | 21 | | |
| VMP-23 | 5 | VMP-23-5-020425 | 2/4/2025 | 0.61 | | | < 0.019 | U | | < 0.0019 | U | | < 0.0019 | U | | < 0.096 | U | | 0.000091 | J | | 77 | | | 22 | | |
| VMP-23 | 5 | VMP-23-5-072525 | 7/25/2025 | 4.1 | | | < 0.022 | U | | < 0.0022 | U | | < 0.0022 | U | | < 0.11 | U | | < 0.00022 | U | | 79 | | | 17 | | |
| VMP-23 | 5 | VMP-23-5-110525 | 11/5/2025 | 2.6 | | | < 0.022 | U | | < 0.0022 | U | | < 0.0022 | U | | < 0.11 | U | | < 0.00022 | U | | 78 | | | 19 | | |
| VMP-23 | 10 | VMP-23-10-020425 | 2/4/2025 | 0.63 | | | < 0.021 | U | | < 0.0021 | U | | < 0.0021 | U | | < 0.10 | U | | 0.000078 | J | | 77 | | | 22 | | |
| VMP-23 | 10 | VMP-23-10-072525 | 7/25/2025 | 3.5 | | | < 0.022 | U | | < 0.0022 | U | | < 0.0022 | U | | < 0.11 | U | | < 0.00022 | U | | 78 | | | 18 | | |
| VMP-23 | 10 | VMP-23-10-072525-DUP | 7/25/2025 | 3.6 | | | < 0.022 | U | | < 0.0022 | U | | < 0.0022 | U | | < 0.11 | U | | < 0.00022 | U | | 78 | | | 18 | | |
| VMP-23 | 10 | VMP-23-10-110625 | 11/6/2025 | 3.2 | | | < 0.023 | U | | < 0.0023 | U | | < 0.0023 | U | | < 0.11 | U | | < 0.00023 | U | | 78 | | | 19 | | |
| VMP-23 | 25 | VMP-23-25-020425 | 2/4/2025 | 3.0 | | | < 0.020 | U | | < 0.0020 | U | | < 0.0020 | U | | 0.0064 | J | | < 0.00020 | U | | 77 | | | 20 | | |
| VMP-23 | 25 | VMP-23-25-072525 | 7/25/2025 | 3.1 | | | < 0.022 | U | | < 0.0022 | U | | < 0.0022 | U | | < 0.11 | U | | < 0.00022 | U | | 79 | | | 18 | | |
| VMP-23 | 25 | VMP-23-25-110625 | 11/6/2025 | 4.4 | | | < 0.021 | U | | < 0.0021 | U | | < 0.0021 | U | | < 0.11 | U | | < 0.00021 | U | | 79 | | | 17 | | |
| VMP-23 | 40 | VMP-23-40-020425 | 2/4/2025 | 4.4 | | | < 0.019 | U | | < 0.0019 | U | | < 0.0019 | U | | < 0.096 | U | | < 0.00019 | U | | 78 | | | 18 | | |
| VMP-23 | 40 | VMP-23-40-072525 | 7/25/2025 | 3.5 | | | < 0.022 | U | | < 0.0022 | U | | < 0.0022 | U | | < 0.11 | U | | < 0.00022 | U | | 78 | | | 18 | | |
| VMP-23 | 40 | VMP-23-40-110625 | 11/6/2025 | 4.6 | | | < 0.021 | U | | < 0.0021 | U | | < 0.0021 | U | | < 0.10 | U | | < 0.00021 | U | | 78 | | | 17 | | |
| VMP-24 | 5 | VMP-24-5-020425 | 2/4/2025 | 0.13 | | | < 0.022 | U | | < 0.0022 | U | | < 0.0022 | U | | 0.041 | J | | 0.00028 | | | 78 | | | 22 | | |
| VMP-24 | 5 | VMP-24-5-042825 | 4/28/2025 | 0.39 | | | < 0.022 | U | | < 0.0022 | U | | < 0.0022 | U | | 0.011 | J | | 0.00013 | J | | 79 | | | 21 | | |
| VMP-24 | 5 | VMP-24-5-072225 | 7/22/2025 | 0.056 | | | < 0.021 | U | | < 0.0021 | U | | < 0.0021 | U | | 4.8 | | | 0.00022 | | | 75 | | | 20 | | |
| VMP-24 | 5 | VMP-24-5-103125 | 10/31/2025 | 0.084 | | | < 0.020 | U | | < 0.0020 | U | | < 0.0020 | U | | 2.1 | | | 0.00022 | | | 76 | | | 22 | | |

# TABLE 7
## HISTORICAL SUMMARY OF SOIL VAPOR ANALYTICAL RESULTS - NATURAL GASES

| Location | Depth (ft bgs) | Sample ID | Sample Date | Carbon Dioxide | | | Carbon Monoxide | | | Ethane | | | Ethene | | | Helium | | | Methane | | | Nitrogen | | | Oxygen | | |
|---|---|---|---|---|---|---|---|---|---|---|---|---|---|---|---|---|---|---|---|---|---|---|---|---|---|---|---|
| | | | | Result (%) | Lab Quals | AECOM Quals | Result (%) | Lab Quals | AECOM Quals | Result (%) | Lab Quals | AECOM Quals | Result (%) | Lab Quals | AECOM Quals | Result (%) | Lab Quals | AECOM Quals | Result (%) | Lab Quals | AECOM Quals | Result (%) | Lab Quals | AECOM Quals | Result (%) | Lab Quals | AECOM Quals |
| VMP-24 | 10 | VMP-24-10-020425 | 2/4/2025 | 0.53 | | | < 0.019 | U | | < 0.0019 | U | | < 0.0019 | U | | 0.20 | | | 0.00022 | | | 77 | | | 22 | | |
| VMP-24 | 10 | VMP-24-10-042825 | 4/28/2025 | 1.0 | | | < 0.021 | U | | < 0.0021 | U | | < 0.0021 | U | | < 0.10 | U | | 0.000088 | J | | 79 | | | 20 | | |
| VMP-24 | 10 | VMP-24-10-072325 | 7/23/2025 | 0.65 | | | < 0.022 | U | | < 0.0022 | U | | < 0.0022 | U | | 0.80 | | | 0.00020 | J | | 78 | | | 20 | | |
| VMP-24 | 10 | VMP-24-10-072325-DUP | 7/23/2025 | 0.64 | | | < 0.021 | U | | < 0.0021 | U | | < 0.0021 | U | | 0.84 | | | 0.00018 | J | | 78 | | | 20 | | |
| VMP-24 | 10 | VMP-24-10-103125 | 10/31/2025 | 1.4 | | | < 0.021 | U | | < 0.0021 | U | | < 0.0021 | U | | 1.4 | | | 0.00017 | J | | 77 | | | 20 | | |
| VMP-24 | 22 | VMP-24-22-020425 | 2/4/2025 | 0.085 | | | < 0.020 | U | | < 0.0020 | U | | < 0.0020 | U | | 0.95 | | | 0.00022 | | | 77 | | | 22 | | |
| VMP-24 | 22 | VMP-24-22-020425-DUP | 2/4/2025 | 0.084 | | | < 0.020 | U | | < 0.0020 | U | | < 0.0020 | U | | 1.2 | | | 0.00020 | | | 77 | | | 22 | | |
| VMP-24 | 22 | VMP-24-22-042825 | 4/28/2025 | 0.75 | | | < 0.020 | U | | < 0.0020 | U | | < 0.0020 | U | | 0.0042 | J | | 0.000057 | J | | 79 | | | 20 | | |
| VMP-24 | 22 | VMP-24-22-072325 | 7/23/2025 | 0.075 | | | < 0.021 | U | | < 0.0021 | U | | < 0.0021 | U | | 1.0 | | | 0.00022 | | | 78 | | | 21 | | |
| VMP-24 | 22 | VMP-24-22-103125 | 10/31/2025 | 0.090 | | | < 0.019 | U | | < 0.0019 | U | | < 0.0019 | U | | 1.3 | | | 0.00023 | | | 77 | | | 22 | | |
| VMP-24 | 22 | VMP-24-22-103125-DUP | 10/31/2025 | 0.099 | | | < 0.020 | U | | < 0.0020 | U | | < 0.0020 | U | | 1.6 | | | 0.00021 | | | 76 | | | 22 | | |
| VMP-24 | 34 | VMP-24-34-042825 | 4/28/2025 | 0.62 | | | < 0.021 | U | | < 0.0021 | U | | < 0.0021 | U | | 0.0058 | J | | 0.000072 | J | | 79 | | | 20 | | |
| VMP-24 | 34 | VMP-24-34-072325 | 7/23/2025 | 0.061 | | | < 0.021 | U | | < 0.0021 | U | | < 0.0021 | U | | 4.1 | | | 0.00022 | | | 76 | | | 20 | | |
| VMP-24 | 34 | VMP-24-34-103125 | 10/31/2025 | 0.067 | | | < 0.019 | U | | < 0.0019 | U | | < 0.0019 | U | | 3.2 | | | 0.00021 | | | 76 | | | 21 | | |
| VMP-25 | 5 | VMP-25-5-032125 | 3/21/2025 | 5.7 | | | < 0.020 | U | | < 0.0020 | U | | < 0.0020 | U | | < 0.10 | U | | 0.00019 | J | | 89 | | | 5.0 | | |
| VMP-25 | 5 | VMP-25-5-072325 | 7/23/2025 | 14 | | | < 0.022 | U | | 0.034 | | | < 0.0022 | U | | < 0.11 | U | | 1.9 | | | 82 | | | 1.6 | | |
| VMP-25 | 5 | VMP-25-5-072325-DUP | 7/23/2025 | 11 | | | < 0.018 | U | | 0.027 | | | < 0.0018 | U | | < 0.092 | U | | 1.6 | | | 86 | | | 1.3 | | |
| VMP-25 | 5 | VMP-25-5-110325 | 11/3/2025 | 6.4 | | | < 0.021 | U | | 0.0081 | | | < 0.0021 | U | | < 0.10 | U | | 3.2 | | | 89 | | | 1.5 | | |
| VMP-25 | 5 | VMP-25-5-110325-DUP | 11/3/2025 | 6.4 | | | < 0.020 | U | | 0.0080 | | | < 0.0020 | U | | < 0.10 | U | | 3.2 | | | 89 | | | 1.5 | | |
| VMP-25 | 9.5 | VMP-25-9.5-020425-DUP | 2/4/2025 | 2.0 | | | < 0.020 | U | | 0.019 | | | < 0.0020 | U | | 0.70 | | | 1.4 | | | 91 | | | 4.8 | | |
| VMP-32 | 5 | VMP-32-5-021125 | 2/11/2025 | 1.2 | | | < 0.020 | U | | < 0.0020 | U | | < 0.0020 | U | | 0.020 | J | | < 0.00020 | U | | 78 | | | 21 | | |
| VMP-32 | 5 | VMP-32-5-050125 | 5/1/2025 | 0.91 | | | < 0.023 | U | | < 0.0023 | U | | < 0.0023 | U | | < 0.11 | U | | < 0.00023 | J | U | 80 | | | 19 | | |
| VMP-32 | 5 | VMP-32-5-050125-DUP | 5/1/2025 | 0.81 | | | < 0.022 | U | | < 0.0022 | U | | < 0.0022 | U | | < 0.11 | U | | 0.00012 | J | | 79 | | | 20 | | |
| VMP-32 | 5 | VMP-32-5-073025 | 7/30/2025 | 4.0 | | | < 0.022 | U | | < 0.0022 | U | | < 0.0022 | U | | < 0.11 | U | | < 0.00022 | U | | 80 | | | 16 | | |
| VMP-32 | 5 | VMP-32-5-110725 | 11/7/2025 | 3.7 | | | < 0.021 | U | | < 0.0021 | U | | < 0.0021 | U | | < 0.11 | U | | < 0.00021 | U | | 78 | | | 18 | | |
| VMP-32 | 5 | VMP-32-5-110725-DUP | 11/7/2025 | 3.6 | | | < 0.020 | U | | < 0.0020 | U | | < 0.0020 | U | | < 0.10 | U | | < 0.00020 | U | | 78 | | | 18 | | |
| VMP-32 | 10 | VMP-32-10-021125 | 2/11/2025 | 2.1 | | | < 0.020 | U | | < 0.0020 | U | | < 0.0020 | U | | < 0.10 | U | | < 0.00020 | U | | 77 | | | 21 | | |
| VMP-32 | 10 | VMP-32-10-050125 | 5/1/2025 | 1.9 | | | < 0.022 | U | | < 0.0022 | U | | < 0.0022 | U | | < 0.11 | U | | 0.00048 | | | 79 | | | 19 | | |
| VMP-32 | 10 | VMP-32-10-073025 | 7/30/2025 | 4.0 | | | < 0.023 | U | | < 0.0023 | U | | < 0.0023 | U | | < 0.11 | U | | < 0.00023 | U | | 80 | | | 16 | | |
| VMP-32 | 10 | VMP-32-10-110725 | 11/7/2025 | 4.8 | | | < 0.023 | U | | < 0.0023 | U | | < 0.0023 | U | | 0.040 | J | | < 0.00023 | U | | 78 | | | 17 | | |
| VMP-32 | 20 | VMP-32-20-021125 | 2/11/2025 | 0.093 | | | < 0.019 | U | | < 0.0019 | U | | < 0.0019 | U | | 0.15 | | | 0.00018 | J | | 78 | | | 22 | | |
| VMP-32 | 20 | VMP-32-20-050125 | 5/1/2025 | 0.17 | | | < 0.021 | U | | < 0.0021 | U | | < 0.0021 | U | | 1.0 | | | 0.00020 | J | | 78 | | | 21 | | |
| VMP-32 | 20 | VMP-32-20-110725 | 11/7/2025 | 0.43 | | | < 0.023 | U | | < 0.0023 | U | | < 0.0023 | U | | < 0.11 | U | | 0.00020 | J | | 78 | | | 22 | | |
| VMP-32 | 30 | VMP-32-30-021125 | 2/11/2025 | 0.054 | | | < 0.020 | U | | < 0.0020 | U | | < 0.0020 | U | | 0.17 | | | 0.00020 | | | 78 | | | 22 | | |
| VMP-32 | 30 | VMP-32-30-050125 | 5/1/2025 | 0.12 | | | < 0.021 | U | | < 0.0021 | U | | < 0.0021 | U | | 0.41 | | | 0.00021 | | | 78 | | | 22 | | |
| VMP-32 | 30 | VMP-32-30-073125 | 7/31/2025 | 0.25 | | | < 0.021 | U | | < 0.0021 | U | | < 0.0021 | U | | < 0.10 | U | | 0.00019 | J | | 79 | | | 21 | | |
| VMP-32 | 30 | VMP-32-30-110725 | 11/7/2025 | 0.080 | | | < 0.021 | U | | < 0.0021 | U | | < 0.0021 | U | | 3.5 | | | 0.00022 | | | 75 | | | 21 | | |
| VMP-41 | 10 | VMP-41-10-020325 | 2/3/2025 | 0.10 | | | < 0.021 | U | | < 0.0021 | U | | < 0.0021 | U | | < 0.10 | U | | < 0.00021 | U | | 79 | | | 21 | | |
| VMP-41 | 10 | VMP-41-10-042525 | 4/25/2025 | 0.17 | | | < 0.022 | U | | < 0.0022 | U | | < 0.0022 | U | | < 0.11 | U | | 0.000092 | J | | 79 | | | 21 | | |
| VMP-41 | 10 | VMP-41-10-072125 | 7/21/2025 | 0.39 | | | < 0.022 | U | | < 0.0022 | U | | < 0.0022 | U | | < 0.11 | U | | < 0.00022 | U | | 80 | | | 20 | | |
| VMP-41 | 10 | VMP-41-10-103025 | 10/30/2025 | 0.19 | | | < 0.021 | U | | < 0.0021 | U | | < 0.0021 | U | | < 0.11 | U | | < 0.00021 | U | | 78 | | | 22 | | |
| VMP-41 | 20 | VMP-41-20-020325 | 2/3/2025 | 0.17 | | | < 0.021 | U | | < 0.0021 | U | | < 0.0021 | U | | < 0.10 | U | | < 0.00021 | U | | 79 | | | 21 | | |
| VMP-41 | 20 | VMP-41-20-042525 | 4/25/2025 | 0.12 | | | < 0.021 | U | | < 0.0021 | U | | < 0.0021 | U | | 0.013 | J | | 0.00011 | J | | 79 | | | 21 | | |
| VMP-41 | 20 | VMP-41-20-042525-DUP | 4/25/2025 | 0.12 | | | < 0.023 | U | | < 0.0023 | U | | < 0.0023 | U | | 0.0069 | J | | 0.00010 | J | | 79 | | | 21 | | |
| VMP-41 | 20 | VMP-41-20-072125 | 7/21/2025 | 0.36 | | | < 0.022 | U | | < 0.0022 | U | | < 0.0022 | U | | < 0.11 | U | | < 0.00022 | U | | 80 | | | 20 | | |
| VMP-41 | 20 | VMP-41-20-103025 | 10/30/2025 | 0.23 | | | < 0.020 | U | | < 0.0020 | U | | < 0.0020 | U | | < 0.10 | U | | < 0.00020 | U | | 78 | | | 22 | | |
| VMP-41 | 26 | VMP-41-26-020325 | 2/3/2025 | 0.33 | | | < 0.022 | U | | < 0.0022 | U | | < 0.0022 | U | | < 0.11 | U | | < 0.00022 | U | | 79 | | | 21 | | |
| VMP-41 | 26 | VMP-41-26-042525 | 4/25/2025 | 0.13 | | | < 0.022 | U | | < 0.0022 | U | | < 0.0022 | U | | 0.0080 | J | | < 0.00022 | U | | 79 | | | 21 | | |
| VMP-41 | 26 | VMP-41-26-072125 | 7/21/2025 | 0.48 | | | < 0.022 | U | | < 0.0022 | U | | < 0.0022 | U | | < 0.11 | U | | < 0.00022 | U | | 80 | | | 20 | | |
| VMP-41 | 26 | VMP-41-26-103025 | 10/30/2025 | 0.62 | | | < 0.020 | U | | < 0.0020 | U | | < 0.0020 | U | | < 0.10 | U | | < 0.00020 | U | | 78 | | | 21 | | |
| VMP-42 | 10 | VMP-42-10-020525 | 2/5/2025 | 0.39 | | | < 0.019 | U | | < 0.0019 | U | | < 0.0019 | U | | < 0.095 | U | | 0.00010 | J | | 79 | | | 21 | | |
| VMP-42 | 10 | VMP-42-10-043025 | 4/30/2025 | 0.56 | | | < 0.021 | U | | < 0.0021 | U | | < 0.0021 | U | | < 0.11 | U | | < 0.00021 | U | | 78 | | | 21 | | |
| VMP-42 | 10 | VMP-42-10-072425 | 7/24/2025 | 1.2 | | | < 0.022 | U | | < 0.0022 | U | | < 0.0022 | U | | < 0.11 | U | | < 0.00022 | U | | 80 | | | 19 | | |
| VMP-42 | 10 | VMP-42-10-110525 | 11/5/2025 | 0.70 | | | < 0.020 | U | | < 0.0020 | U | | < 0.0020 | U | | < 0.098 | U | | < 0.00020 | U | | 78 | | | 21 | | |
| VMP-42 | 10 | VMP-42-10-110525-DUP | 11/5/2025 | 0.70 | | | < 0.020 | U | | < 0.0020 | U | | < 0.0020 | U | | < 0.098 | U | | < 0.00020 | U | | 78 | | | 21 | | |

# TABLE 7
## HISTORICAL SUMMARY OF SOIL VAPOR ANALYTICAL RESULTS - NATURAL GASES

| Location | Depth (ft bgs) | Sample ID | Sample Date | Carbon Dioxide | | | Carbon Monoxide | | | Ethane | | | Ethene | | | Helium | | | Methane | | | Nitrogen | | | Oxygen | | |
|---|---|---|---|---|---|---|---|---|---|---|---|---|---|---|---|---|---|---|---|---|---|---|---|---|---|---|---|
| | | | | Result (%) | Lab Quals | AECOM Quals | Result (%) | Lab Quals | AECOM Quals | Result (%) | Lab Quals | AECOM Quals | Result (%) | Lab Quals | AECOM Quals | Result (%) | Lab Quals | AECOM Quals | Result (%) | Lab Quals | AECOM Quals | Result (%) | Lab Quals | AECOM Quals | Result (%) | Lab Quals | AECOM Quals |
| VMP-42 | 20 | VMP-42-20-020525 | 2/5/2025 | 0.45 | | | < 0.019 | U | | < 0.0019 | U | | < 0.0019 | U | | < 0.094 | U | | 0.000063 | J | | 78 | | | 21 | | |
| VMP-42 | 20 | VMP-42-20-043025 | 4/30/2025 | 0.56 | | | < 0.019 | U | | < 0.0019 | U | | < 0.0019 | U | | 0.0030 | J | | < 0.00019 | U | | 78 | | | 21 | | |
| VMP-42 | 20 | VMP-42-20-072425 | 7/24/2025 | 1.3 | | | < 0.022 | U | | < 0.0022 | U | | < 0.0022 | U | | < 0.11 | U | | < 0.00022 | U | | 80 | | | 19 | | |
| VMP-42 | 20 | VMP-42-20-110525 | 11/5/2025 | 0.75 | | | < 0.021 | U | | < 0.0021 | U | | < 0.0021 | U | | < 0.10 | U | | < 0.00021 | U | | 78 | | | 21 | | |
| VMP-42 | 30 | VMP-42-30-020525 | 2/5/2025 | 0.81 | | | < 0.019 | U | | < 0.0019 | U | | < 0.0019 | U | | < 0.096 | U | | 0.000074 | J | | 78 | | | 21 | | |
| VMP-42 | 30 | VMP-42-30-043025 | 4/30/2025 | 0.66 | | | < 0.019 | U | | < 0.0019 | U | | < 0.0019 | U | | < 0.096 | U | | < 0.00019 | U | | 78 | | | 21 | | |
| VMP-42 | 30 | VMP-42-30-072425 | 7/24/2025 | 1.2 | | | < 0.022 | U | | < 0.0022 | U | | < 0.0022 | U | | < 0.11 | U | | < 0.00022 | U | | 80 | | | 19 | | |
| VMP-42 | 30 | VMP-42-30-110525 | 11/5/2025 | 0.54 | | | < 0.022 | U | | < 0.0022 | U | | < 0.0022 | U | | < 0.11 | U | | < 0.00022 | U | | 78 | | | 21 | | |
| VMP-43 | 10 | VMP-43-10-020625 | 2/6/2025 | 0.14 | | | < 0.018 | U | | < 0.0018 | U | | < 0.0018 | U | | 0.0037 | J | | 0.00012 | J | | 79 | | | 21 | | |
| VMP-43 | 10 | VMP-43-10-042825 | 4/28/2025 | 0.28 | | | < 0.023 | U | | < 0.0023 | U | | < 0.0023 | U | | < 0.11 | U | | 0.000093 | J | | 79 | | | 21 | | |
| VMP-43 | 10 | VMP-43-10-042825-DUP | 4/28/2025 | 0.28 | | | < 0.022 | U | | < 0.0022 | U | | < 0.0022 | U | | < 0.11 | U | | 0.00011 | J | | 79 | | | 21 | | |
| VMP-43 | 10 | VMP-43-10-072525 | 7/25/2025 | 1.0 | | | < 0.022 | U | | < 0.0022 | U | | < 0.0022 | U | | 0.045 | J | | 0.00011 | J | | 79 | | | 20 | | |
| VMP-43 | 10 | VMP-43-10-102825 | 10/28/2025 | 0.40 | | | < 0.020 | U | | < 0.0020 | U | | < 0.0020 | U | | < 0.10 | U | | < 0.00020 | U | | 78 | | | 22 | | |
| VMP-43 | 10 | VMP-43-10-102825-DUP | 10/28/2025 | 0.40 | | | < 0.020 | U | | < 0.0020 | U | | < 0.0020 | U | | < 0.098 | U | | 0.000068 | J | | 78 | | | 22 | | |
| VMP-43 | 20 | VMP-43-20-020625 | 2/6/2025 | 0.25 | | | < 0.020 | U | | < 0.0020 | U | | < 0.0020 | U | | < 0.098 | U | | 0.00011 | J | | 78 | | | 22 | | |
| VMP-43 | 20 | VMP-43-20-042825 | 4/28/2025 | 0.38 | | | < 0.021 | U | | < 0.0021 | U | | < 0.0021 | U | | < 0.10 | U | | 0.00012 | J | | 79 | | | 21 | | |
| VMP-43 | 20 | VMP-43-20-072925 | 7/29/2025 | 1.6 | | | < 0.022 | U | | < 0.0022 | U | | < 0.0022 | U | | < 0.11 | U | | 0.00010 | J | | 78 | | | 20 | | |
| VMP-43 | 20 | VMP-43-20-102825 | 10/28/2025 | 0.54 | | | < 0.021 | U | | < 0.0021 | U | | < 0.0021 | U | | < 0.11 | U | | 0.000095 | J | | 77 | | | 22 | | |
| VMP-43 | 30 | VMP-43-30-020625 | 2/6/2025 | 0.16 | | | < 0.019 | U | | < 0.0019 | U | | < 0.0019 | U | | 0.0032 | J | | 0.00012 | J | | 78 | | | 22 | | |
| VMP-43 | 30 | VMP-43-30-042825 | 4/28/2025 | 0.18 | | | < 0.022 | U | | < 0.0022 | U | | < 0.0022 | U | | < 0.11 | U | | 0.00010 | J | | 79 | | | 21 | | |
| VMP-43 | 30 | VMP-43-30-072925 | 7/29/2025 | 0.92 | | | < 0.022 | U | | < 0.0022 | U | | < 0.0022 | U | | < 0.11 | U | | 0.00010 | J | | 79 | | | 20 | | |
| VMP-43 | 30 | VMP-43-30-102825 | 10/28/2025 | 1.6 | | | < 0.020 | U | | < 0.0020 | U | | < 0.0020 | U | | < 0.10 | U | | 0.00012 | J | | 78 | | | 20 | | |
| VMP-45 | 10 | VMP-45-10-020525 | 2/5/2025 | 0.88 | | | < 0.019 | U | | < 0.0019 | U | | < 0.0019 | U | | < 0.094 | U | | 0.000085 | J | | 79 | | | 20 | | |
| VMP-45 | 10 | VMP-45-10-042825 | 4/28/2025 | 0.56 | | | < 0.020 | U | | < 0.0020 | U | | < 0.0020 | U | | 0.070 | J | | < 0.00020 | U | | 78 | | | 21 | | |
| VMP-45 | 10 | VMP-45-10-072425 | 7/24/2025 | 1.6 | | | < 0.021 | U | | < 0.0021 | U | | < 0.0021 | U | | < 0.10 | U | | 0.00010 | J | | 80 | | | 18 | | |
| VMP-45 | 10 | VMP-45-10-072425-DUP | 7/24/2025 | 1.6 | | | < 0.022 | U | | < 0.0022 | U | | < 0.0022 | U | | < 0.11 | U | | 0.00010 | J | | 79 | | | 19 | | |
| VMP-45 | 10 | VMP-45-10-103125 | 10/31/2025 | 1.1 | | | < 0.022 | U | | < 0.0022 | U | | < 0.0022 | U | | < 0.11 | U | | 0.00011 | J | | 78 | | | 21 | | |
| VMP-45 | 20 | VMP-45-20-020525 | 2/5/2025 | 0.52 | | | < 0.019 | U | | < 0.0019 | U | | < 0.0019 | U | | 0.017 | J | | 0.000092 | J | | 79 | | | 20 | | |
| VMP-45 | 20 | VMP-45-20-020525-DUP | 2/5/2025 | 0.54 | | | < 0.019 | U | | < 0.0019 | U | | < 0.0019 | U | | 0.0042 | J | | 0.000083 | J | | 78 | | | 21 | | |
| VMP-45 | 20 | VMP-45-20-042825 | 4/28/2025 | 0.52 | | | < 0.020 | U | | < 0.0020 | U | | < 0.0020 | U | | < 0.098 | U | | < 0.00020 | U | | 78 | | | 21 | | |
| VMP-45 | 20 | VMP-45-20-072425 | 7/24/2025 | 1.5 | | | < 0.022 | U | | < 0.0022 | U | | < 0.0022 | U | | < 0.11 | U | | 0.000099 | J | | 80 | | | 19 | | |
| VMP-45 | 20 | VMP-45-20-103125 | 10/31/2025 | 2.0 | | | < 0.022 | U | | < 0.0022 | U | | < 0.0022 | U | | < 0.11 | U | | < 0.00022 | U | | 78 | | | 20 | | |
| VMP-45 | 30 | VMP-45-30-020525 | 2/5/2025 | 1.0 | | | < 0.019 | U | | < 0.0019 | U | | < 0.0019 | U | | < 0.094 | U | | 0.000075 | J | | 79 | | | 20 | | |
| VMP-45 | 30 | VMP-45-30-042825 | 4/28/2025 | 0.55 | | | < 0.021 | U | | < 0.0021 | U | | < 0.0021 | U | | 0.016 | J | | < 0.00021 | U | | 78 | | | 21 | | |
| VMP-45 | 30 | VMP-45-30-072425 | 7/24/2025 | 1.6 | | | < 0.022 | U | | < 0.0022 | U | | < 0.0022 | U | | < 0.11 | U | | 0.00010 | J | | 79 | | | 19 | | |
| VMP-45 | 30 | VMP-45-30-103125 | 10/31/2025 | 1.1 | | | < 0.020 | U | | < 0.0020 | U | | < 0.0020 | U | | < 0.10 | U | | 0.00011 | J | | 78 | | | 21 | | |
| VMP-47 | 5 | VMP-47-5-032125 | 3/21/2025 | 0.70 | | | < 0.021 | U | | < 0.0021 | U | | < 0.0021 | U | | 0.022 | J | | 0.000058 | J | | 78 | | | 21 | | |
| VMP-47 | 5 | VMP-47-5-053025 | 5/30/2025 | 0.82 | | | < 0.022 | U | | < 0.0022 | U | | < 0.0022 | U | | < 0.11 | U | | 0.00016 | J | | 78 | | | 21 | | |
| VMP-47 | 5 | VMP-47-5-072125 | 7/21/2025 | 2.6 | | | < 0.021 | U | | < 0.0021 | U | | < 0.0021 | U | | < 0.10 | U | | < 0.00021 | J | U | 79 | | | 18 | | |
| VMP-47 | 5 | VMP-47-5-072125-DUP | 7/21/2025 | 2.6 | | | < 0.022 | U | | < 0.0022 | U | | < 0.0022 | U | | < 0.11 | U | | < 0.00022 | J | U | 79 | | | 18 | | |
| VMP-47 | 5 | VMP-47-5-103125 | 10/31/2025 | 0.90 | | | < 0.022 | U | | < 0.0022 | U | | < 0.0022 | U | | < 0.11 | U | | 0.00013 | J | | 78 | | | 21 | | |
| VMP-47 | 10 | VMP-47-10-020325 | 2/3/2025 | 0.97 | | | < 0.020 | U | | < 0.0020 | U | | < 0.0020 | U | | 0.15 | | | < 0.00020 | U | | 78 | | | 21 | | |
| VMP-47 | 10 | VMP-47-10-042525 | 4/25/2025 | 1.2 | | | < 0.021 | U | | < 0.0021 | U | | < 0.0021 | U | | < 0.11 | U | | < 0.00021 | U | | 79 | | | 20 | | |
| VMP-47 | 10 | VMP-47-10-072125 | 7/21/2025 | 2.6 | | | < 0.022 | U | | < 0.0022 | U | | < 0.0022 | U | | < 0.11 | U | | < 0.00022 | J | U | 79 | | | 18 | | |
| VMP-47 | 10 | VMP-47-10-103125 | 10/31/2025 | 2.0 | | | < 0.021 | U | | < 0.0021 | U | | < 0.0021 | U | | 0.052 | J | | < 0.00021 | U | | 78 | | | 20 | | |
| VMP-47 | 20 | VMP-47-20-020325 | 2/3/2025 | 1.6 | | | < 0.021 | U | | < 0.0021 | U | | < 0.0021 | U | | < 0.11 | U | | < 0.00021 | U | | 78 | | | 20 | | |
| VMP-47 | 20 | VMP-47-20-053025 | 5/30/2025 | 1.5 | | | < 0.020 | U | | < 0.0020 | U | | < 0.0020 | U | | < 0.10 | U | | < 0.00020 | U | | 78 | | | 20 | | |
| VMP-47 | 20 | VMP-47-20-072125 | 7/21/2025 | 2.6 | | | < 0.022 | U | | < 0.0022 | U | | < 0.0022 | U | | < 0.11 | U | | < 0.00022 | U | | 79 | | | 18 | | |
| VMP-47 | 20 | VMP-47-20-103125 | 10/31/2025 | 2.0 | | | < 0.020 | U | | < 0.0020 | U | | < 0.0020 | U | | < 0.10 | U | | < 0.00020 | U | | 78 | | | 20 | | |
| VMP-47 | 30 | VMP-47-30-020325 | 2/3/2025 | 2.7 | | | < 0.021 | U | | < 0.0021 | U | | < 0.0021 | U | | < 0.11 | U | | < 0.00021 | U | | 78 | | | 19 | | |
| VMP-47 | 30 | VMP-47-30-042525 | 4/25/2025 | 1.8 | | | < 0.022 | U | | < 0.0022 | U | | < 0.0022 | U | | 0.0068 | J | | < 0.00022 | U | | 78 | | | 20 | | |
| VMP-47 | 30 | VMP-47-30-072125 | 7/21/2025 | 2.1 | | | < 0.019 | U | | < 0.0019 | U | | < 0.0019 | U | | < 0.097 | U | | < 0.00019 | U | | 80 | | | 18 | | |
| VMP-47 | 30 | VMP-47-30-103125 | 10/31/2025 | 2.6 | | | < 0.022 | U | | < 0.0022 | U | | < 0.0022 | U | | < 0.11 | U | | < 0.00022 | U | | 78 | | | 19 | | |

# TABLE 7
## HISTORICAL SUMMARY OF SOIL VAPOR ANALYTICAL RESULTS - NATURAL GASES

| Location | Depth (ft bgs) | Sample ID | Sample Date | Carbon Dioxide | | | Carbon Monoxide | | | Ethane | | | Ethene | | | Helium | | | Methane | | | Nitrogen | | | Oxygen | | |
|---|---|---|---|---|---|---|---|---|---|---|---|---|---|---|---|---|---|---|---|---|---|---|---|---|---|---|---|
| | | | | Result (%) | Lab Quals | AECOM Quals | Result (%) | Lab Quals | AECOM Quals | Result (%) | Lab Quals | AECOM Quals | Result (%) | Lab Quals | AECOM Quals | Result (%) | Lab Quals | AECOM Quals | Result (%) | Lab Quals | AECOM Quals | Result (%) | Lab Quals | AECOM Quals | Result (%) | Lab Quals | AECOM Quals |
| VMP-48 | 5 | VMP-48-5-021025 | 2/10/2025 | 0.67 | | | < 0.020 | U | | < 0.0020 | U | | < 0.0020 | U | | < 0.10 | U | | < 0.00020 | U | | 78 | | | 21 | | |
| VMP-48 | 5 | VMP-48-5-050225 | 5/2/2025 | 2.1 | | | < 0.022 | U | | < 0.0022 | U | | < 0.0022 | U | | < 0.11 | U | | < 0.00022 | U | | 80 | | | 18 | | |
| VMP-48 | 5 | VMP-48-5-050225-DUP | 5/2/2025 | 2.4 | | | < 0.022 | U | | < 0.0022 | U | | < 0.0022 | U | | 0.011 | J | | < 0.00022 | U | | 81 | | | 17 | | |
| VMP-48 | 5 | VMP-48-5-073025 | 7/30/2025 | 5.5 | | | < 0.023 | U | | < 0.0023 | U | | < 0.0023 | U | | < 0.12 | U | | < 0.00023 | U | | 80 | | | 15 | | |
| VMP-48 | 5 | VMP-48-5-110425 | 11/4/2025 | 1.5 | | | < 0.021 | U | | < 0.0021 | U | | < 0.0021 | U | | < 0.10 | U | | < 0.00021 | U | | 78 | | | 20 | | |
| VMP-48 | 10 | VMP-48-10-021025 | 2/10/2025 | 0.79 | | | < 0.019 | U | | < 0.0019 | U | | < 0.0019 | U | | < 0.096 | U | | 0.00018 | J | | 78 | | | 21 | | |
| VMP-48 | 10 | VMP-48-10-050225 | 5/2/2025 | 1.8 | | | < 0.021 | U | | < 0.0021 | U | | < 0.0021 | U | | < 0.10 | U | | < 0.00021 | U | | 80 | | | 18 | | |
| VMP-48 | 10 | VMP-48-10-073025 | 7/30/2025 | 5.0 | | | < 0.023 | U | | < 0.0023 | U | | < 0.0023 | U | | < 0.12 | U | | < 0.00023 | U | | 79 | | | 16 | | |
| VMP-48 | 10 | VMP-48-10-110425 | 11/4/2025 | 2.1 | | | < 0.021 | U | | < 0.0021 | U | | < 0.0021 | U | | < 0.11 | U | | < 0.00021 | U | | 78 | | | 20 | | |
| VMP-48 | 20 | VMP-48-20-021025 | 2/10/2025 | 2.2 | | | < 0.022 | U | | < 0.0022 | U | | < 0.0022 | U | | < 0.11 | U | | < 0.00022 | U | | 78 | | | 20 | | |
| VMP-48 | 20 | VMP-48-20-110425 | 11/4/2025 | 4.0 | | | < 0.021 | U | | < 0.0021 | U | | < 0.0021 | U | | < 0.10 | U | | < 0.00021 | U | | 77 | | | 19 | | |
| VMP-48 | 30 | VMP-48-30-021025 | 2/10/2025 | 3.8 | | | < 0.021 | U | | < 0.0021 | U | | < 0.0021 | U | | < 0.10 | U | | < 0.00021 | U | | 77 | | | 19 | | |
| VMP-48 | 30 | VMP-48-30-050225 | 5/2/2025 | 2.5 | | | < 0.022 | U | | < 0.0022 | U | | < 0.0022 | U | | 0.011 | J | | < 0.00022 | U | | 78 | | | 20 | | |
| VMP-48 | 30 | VMP-48-30-073025 | 7/30/2025 | 2.8 | | | < 0.022 | U | | < 0.0022 | U | | < 0.0022 | U | | < 0.11 | U | | < 0.00022 | U | | 79 | | | 18 | | |
| VMP-48 | 30 | VMP-48-30-110425 | 11/4/2025 | 4.1 | | | < 0.022 | U | | < 0.0022 | U | | < 0.0022 | U | | < 0.11 | U | | < 0.00022 | U | | 79 | | | 17 | | |
| VMP-49 | 5 | VMP-49-5-021125 | 2/11/2025 | 0.67 | | | < 0.020 | U | | < 0.0020 | U | | < 0.0020 | U | | < 0.098 | U | | < 0.00020 | U | | 77 | | | 22 | | |
| VMP-49 | 5 | VMP-49-5-043025 | 4/30/2025 | 1.1 | | | < 0.022 | U | | < 0.0022 | U | | < 0.0022 | U | | < 0.11 | U | | < 0.00022 | U | | 79 | | | 20 | | |
| VMP-49 | 5 | VMP-49-5-072425 | 7/24/2025 | 3.2 | | | < 0.022 | U | | < 0.0022 | U | | < 0.0022 | U | | < 0.11 | U | | < 0.00022 | U | | 79 | | | 18 | | |
| VMP-49 | 5 | VMP-49-5-072425-DUP | 7/24/2025 | 3.2 | | | < 0.022 | U | | < 0.0022 | U | | < 0.0022 | U | | < 0.11 | U | | < 0.00022 | U | | 80 | | | 17 | | |
| VMP-49 | 5 | VMP-49-5-110725 | 11/7/2025 | 1.8 | | | < 0.024 | U | | < 0.0024 | U | | < 0.0024 | U | | < 0.12 | U | | < 0.00024 | U | | 78 | | | 20 | | |
| VMP-49 | 10 | VMP-49-10-021125 | 2/11/2025 | 0.63 | | | < 0.020 | U | | < 0.0020 | U | | < 0.0020 | U | | < 0.10 | U | | < 0.00020 | U | | 77 | | | 22 | | |
| VMP-49 | 10 | VMP-49-10-043025 | 4/30/2025 | 1.1 | | | < 0.022 | U | | < 0.0022 | U | | < 0.0022 | U | | < 0.11 | U | | 0.000089 | J | | 79 | | | 20 | | |
| VMP-49 | 10 | VMP-49-10-072525 | 7/25/2025 | 4.1 | | | < 0.022 | U | | < 0.0022 | U | | < 0.0022 | U | | < 0.11 | U | | 0.000090 | J | | 80 | | | 16 | | |
| VMP-49 | 10 | VMP-49-10-110725 | 11/7/2025 | 2.4 | | | < 0.022 | U | | < 0.0022 | U | | < 0.0022 | U | | < 0.11 | U | | < 0.00022 | U | | 78 | | | 20 | | |
| VMP-49 | 20 | VMP-49-20-021125 | 2/11/2025 | 0.37 | | | < 0.019 | U | | < 0.0019 | U | | < 0.0019 | U | | < 0.093 | U | | 0.000068 | J | | 78 | | | 22 | | |
| VMP-49 | 20 | VMP-49-20-043025 | 4/30/2025 | 1.6 | | | < 0.022 | U | | < 0.0022 | U | | < 0.0022 | U | | < 0.11 | U | | < 0.00022 | U | | 79 | | | 19 | | |
| VMP-49 | 20 | VMP-49-20-072525 | 7/25/2025 | 4.3 | | | < 0.022 | U | | < 0.0022 | U | | < 0.0022 | U | | < 0.11 | U | | < 0.00022 | U | | 80 | | | 16 | | |
| VMP-49 | 20 | VMP-49-20-110725 | 11/7/2025 | 1.4 | | | < 0.024 | U | | < 0.0024 | U | | < 0.0024 | U | | < 0.12 | U | | < 0.00024 | U | | 79 | | | 20 | | |
| VMP-49 | 30 | VMP-49-30-021125 | 2/11/2025 | 0.49 | | | < 0.019 | U | | < 0.0019 | U | | < 0.0019 | U | | < 0.094 | U | | < 0.00019 | U | | 78 | | | 22 | | |
| VMP-49 | 30 | VMP-49-30-043025 | 4/30/2025 | 0.50 | | | < 0.022 | U | | < 0.0022 | U | | < 0.0022 | U | | < 0.11 | U | | 0.00010 | J | | 78 | | | 21 | | |
| VMP-49 | 30 | VMP-49-30-072525 | 7/25/2025 | 0.75 | | | < 0.021 | U | | < 0.0021 | U | | < 0.0021 | U | | < 0.11 | U | | < 0.00021 | U | | 79 | | | 20 | | |
| VMP-49 | 30 | VMP-49-30-110725 | 11/7/2025 | 1.4 | | | < 0.023 | U | | < 0.0023 | U | | < 0.0023 | U | | < 0.12 | U | | < 0.00023 | U | | 79 | | | 20 | | |
| VMP-50 | 5 | VMP-50-5-021025 | 2/10/2025 | 0.092 | | | < 0.020 | U | | < 0.0020 | U | | < 0.0020 | U | | < 0.098 | U | | 0.00019 | J | | 78 | | | 22 | | |
| VMP-50 | 5 | VMP-50-5-043025 | 4/30/2025 | 0.58 | | | < 0.022 | U | | < 0.0022 | U | | < 0.0022 | U | | 0.0052 | J | | < 0.00022 | U | | 79 | | | 20 | | |
| VMP-50 | 5 | VMP-50-5-073025 | 7/30/2025 | 0.89 | | | < 0.022 | U | | < 0.0022 | U | | < 0.0022 | U | | < 0.11 | U | | 0.00013 | J | | 79 | | | 20 | | |
| VMP-50 | 5 | VMP-50-5-073025-DUP | 7/30/2025 | 0.90 | | | < 0.022 | U | | < 0.0022 | U | | < 0.0022 | U | | < 0.11 | U | | 0.000092 | J | | 79 | | | 20 | | |
| VMP-50 | 5 | VMP-50-5-110725 | 11/7/2025 | 0.22 | | | < 0.023 | U | | < 0.0023 | U | | < 0.0023 | U | | < 0.11 | U | | 0.00020 | J | | 78 | | | 22 | | |
| VMP-50 | 10 | VMP-50-10-021025 | 2/10/2025 | 0.18 | | | < 0.020 | U | | < 0.0020 | U | | < 0.0020 | U | | < 0.10 | U | | < 0.00020 | J | U | 78 | | | 22 | | |
| VMP-50 | 10 | VMP-50-10-043025 | 4/30/2025 | 0.55 | | | < 0.022 | U | | < 0.0022 | U | | < 0.0022 | U | | 0.0043 | J | | < 0.00022 | U | | 78 | | | 21 | | |
| VMP-50 | 10 | VMP-50-10-073025 | 7/30/2025 | 1.5 | | | < 0.022 | U | | < 0.0022 | U | | < 0.0022 | U | | < 0.11 | U | | < 0.00022 | U | | 78 | | | 20 | | |
| VMP-50 | 10 | VMP-50-10-110725 | 11/7/2025 | 0.61 | | | < 0.022 | U | | < 0.0022 | U | | < 0.0022 | U | | < 0.11 | U | | < 0.00022 | U | | 78 | | | 21 | | |
| VMP-50 | 20 | VMP-50-20-021025 | 2/10/2025 | 0.38 | | | < 0.020 | U | | < 0.0020 | U | | < 0.0020 | U | | < 0.10 | U | | < 0.00020 | J | U | 79 | | | 21 | | |
| VMP-50 | 20 | VMP-50-20-043025 | 4/30/2025 | 0.64 | | | < 0.022 | U | | < 0.0022 | U | | < 0.0022 | U | | < 0.11 | U | | < 0.00022 | U | | 79 | | | 20 | | |
| VMP-50 | 20 | VMP-50-20-073025 | 7/30/2025 | 1.4 | | | < 0.022 | U | | < 0.0022 | U | | < 0.0022 | U | | 0.72 | | | < 0.00022 | U | | 78 | | | 20 | | |
| VMP-50 | 20 | VMP-50-20-110725 | 11/7/2025 | 1.5 | | | < 0.021 | U | | < 0.0021 | U | | < 0.0021 | U | | < 0.11 | U | | < 0.00021 | U | | 78 | | | 21 | | |
| VMP-50 | 30 | VMP-50-30-021025 | 2/10/2025 | 3.3 | | | < 0.022 | U | | < 0.0022 | U | | < 0.0022 | U | | < 0.11 | U | | 0.00081 | | | 78 | | | 19 | | |
| VMP-50 | 30 | VMP-50-30-021025-DUP | 2/10/2025 | 3.3 | | | < 0.020 | U | | < 0.0020 | U | | < 0.0020 | U | | < 0.099 | U | | 0.00080 | | | 78 | | | 19 | | |
| VMP-50 | 30 | VMP-50-30-043025 | 4/30/2025 | 2.6 | | | < 0.021 | U | | < 0.0021 | U | | < 0.0021 | U | | 0.012 | J | | 0.00045 | | | 79 | | | 18 | | |
| VMP-50 | 30 | VMP-50-30-073025 | 7/30/2025 | 3.1 | | | < 0.027 | U | | < 0.0027 | U | | < 0.0027 | U | | < 0.14 | U | | 0.00076 | | | 77 | | | 20 | | |
| VMP-50 | 30 | VMP-50-30-110725 | 11/7/2025 | 3.9 | | | < 0.020 | U | | < 0.0020 | U | | < 0.0020 | U | | < 0.10 | U | | 0.00058 | | | 78 | | | 18 | | |
| VMP-51 | 5 | VMP-51-5-020525 | 2/5/2025 | 0.48 | | | < 0.019 | U | | < 0.0019 | U | | < 0.0019 | U | | < 0.094 | U | | 0.000044 | J | | 78 | | | 21 | | |
| VMP-51 | 5 | VMP-51-5-042925 | 4/29/2025 | 1.1 | | | < 0.021 | U | | < 0.0021 | U | | < 0.0021 | U | | < 0.10 | U | | < 0.00021 | U | | 79 | | | 20 | | |
| VMP-51 | 5 | VMP-51-5-072325 | 7/23/2025 | 3.1 | | | < 0.022 | U | | < 0.0022 | U | | < 0.0022 | U | | < 0.11 | U | | < 0.00022 | U | | 80 | | | 17 | | |
| VMP-51 | 5 | VMP-51-5-110625 | 11/6/2025 | 2.1 | | | < 0.021 | U | | < 0.0021 | U | | < 0.0021 | U | | < 0.11 | U | | < 0.00021 | U | | 78 | | | 20 | | |

# TABLE 7
## HISTORICAL SUMMARY OF SOIL VAPOR ANALYTICAL RESULTS - NATURAL GASES

| Location | Depth (ft bgs) | Sample ID | Sample Date | Carbon Dioxide | | | Carbon Monoxide | | | Ethane | | | Ethene | | | Helium | | | Methane | | | Nitrogen | | | Oxygen | | |
|---|---|---|---|---|---|---|---|---|---|---|---|---|---|---|---|---|---|---|---|---|---|---|---|---|---|---|---|
| | | | | Result (%) | Lab Quals | AECOM Quals | Result (%) | Lab Quals | AECOM Quals | Result (%) | Lab Quals | AECOM Quals | Result (%) | Lab Quals | AECOM Quals | Result (%) | Lab Quals | AECOM Quals | Result (%) | Lab Quals | AECOM Quals | Result (%) | Lab Quals | AECOM Quals | Result (%) | Lab Quals | AECOM Quals |
| VMP-51 | 10 | VMP-51-10-020525 | 2/5/2025 | 0.74 | | | < 0.018 | U | | < 0.0018 | U | | < 0.0018 | U | | < 0.090 | U | | < 0.00018 | U | | 78 | | | 21 | | |
| VMP-51 | 10 | VMP-51-10-042925 | 4/29/2025 | 0.90 | | | < 0.020 | U | | < 0.0020 | U | | < 0.0020 | U | | 0.013 | J | | < 0.00020 | U | | 79 | | | 20 | | |
| VMP-51 | 10 | VMP-51-10-072325 | 7/23/2025 | 3.7 | | | < 0.022 | U | | < 0.0022 | U | | < 0.0022 | U | | < 0.11 | U | | < 0.00022 | U | | 79 | | | 17 | | |
| VMP-51 | 10 | VMP-51-10-110625 | 11/6/2025 | 3.2 | | | < 0.021 | U | | < 0.0021 | U | | < 0.0021 | U | | < 0.10 | U | | < 0.00021 | U | | 78 | | | 19 | | |
| VMP-51 | 20 | VMP-51-20-020525 | 2/5/2025 | 1.6 | | | < 0.025 | U | | < 0.0025 | U | | < 0.0025 | U | | 0.26 | | | 0.000070 | J | | 76 | | | 22 | | |
| VMP-51 | 20 | VMP-51-20-042925 | 4/29/2025 | 1.6 | | | < 0.021 | U | | < 0.0021 | U | | < 0.0021 | U | | < 0.11 | U | | < 0.00021 | U | | 78 | | | 20 | | |
| VMP-51 | 20 | VMP-51-20-042925-DUP | 4/29/2025 | 1.6 | | | < 0.020 | U | | < 0.0020 | U | | < 0.0020 | U | | 0.0039 | J | | < 0.00020 | U | | 78 | | | 20 | | |
| VMP-51 | 20 | VMP-51-20-072425 | 7/24/2025 | 2.5 | | | < 0.021 | U | | < 0.0021 | U | | < 0.0021 | U | | < 0.10 | U | | < 0.00021 | U | | 80 | | | 18 | | |
| VMP-51 | 20 | VMP-51-20-110625 | 11/6/2025 | 3.6 | | | < 0.022 | U | | < 0.0022 | U | | < 0.0022 | U | | < 0.11 | U | | < 0.00022 | U | | 78 | | | 18 | | |
| VMP-51 | 30 | VMP-51-30-020525 | 2/5/2025 | 2.8 | | | < 0.019 | U | | < 0.0019 | U | | < 0.0019 | U | | 0.0042 | J | | < 0.00019 | U | | 78 | | | 19 | | |
| VMP-51 | 30 | VMP-51-30-042925 | 4/29/2025 | 2.4 | | | < 0.021 | U | | < 0.0021 | U | | < 0.0021 | U | | 0.0035 | J | | < 0.00021 | U | | 79 | | | 19 | | |
| VMP-51 | 30 | VMP-51-30-072425 | 7/24/2025 | 2.7 | | | < 0.021 | U | | < 0.0021 | U | | < 0.0021 | U | | < 0.10 | U | | < 0.00021 | U | | 79 | | | 18 | | |
| VMP-51 | 30 | VMP-51-30-110625 | 11/6/2025 | 3.6 | | | < 0.023 | U | | < 0.0023 | U | | < 0.0023 | U | | < 0.11 | U | | < 0.00023 | U | | 78 | | | 18 | | |
| VMP-51 | 30 | VMP-51-30-110625-DUP | 11/6/2025 | 3.8 | | | < 0.023 | U | | < 0.0023 | U | | < 0.0023 | U | | < 0.11 | U | | < 0.00023 | U | | 78 | | | 18 | | |
| VMP-52 | 5 | VMP-52-5-020625 | 2/6/2025 | 0.75 | | | < 0.019 | U | | < 0.0019 | U | | < 0.0019 | U | | < 0.096 | U | | 0.00012 | J | | 79 | | | 20 | | |
| VMP-52 | 5 | VMP-52-5-042925 | 4/29/2025 | 1.9 | | | < 0.022 | U | | < 0.0022 | U | | < 0.0022 | U | | 0.0075 | J | | 0.000044 | J | | 80 | | | 18 | | |
| VMP-52 | 5 | VMP-52-5-072925 | 7/29/2025 | 6.6 | | | < 0.021 | U | | < 0.0021 | U | | < 0.0021 | U | | 0.048 | J | | < 0.00021 | U | | 81 | | | 12 | | |
| VMP-52 | 5 | VMP-52-5-110425 | 11/4/2025 | 2.5 | | | < 0.024 | U | | < 0.0024 | U | | < 0.0024 | U | | < 0.12 | U | | < 0.00024 | U | | 78 | | | 20 | | |
| VMP-52 | 10 | VMP-52-10-020625 | 2/6/2025 | 2.4 | | | < 0.021 | U | | < 0.0021 | U | | < 0.0021 | U | | < 0.10 | U | | < 0.00021 | U | | 81 | | | 17 | | |
| VMP-52 | 10 | VMP-52-10-042925 | 4/29/2025 | 2.1 | | | < 0.021 | U | | < 0.0021 | U | | < 0.0021 | U | | 0.0041 | J | | < 0.00021 | U | | 81 | | | 17 | | |
| VMP-52 | 10 | VMP-52-10-072925 | 7/29/2025 | 5.6 | | | < 0.021 | U | | < 0.0021 | U | | < 0.0021 | U | | < 0.10 | U | | < 0.00021 | U | | 86 | | | 8.5 | | |
| VMP-52 | 10 | VMP-52-10-110425 | 11/4/2025 | 7.3 | | | < 0.023 | U | | < 0.0023 | U | | < 0.0023 | U | | < 0.12 | U | | < 0.00023 | U | | 78 | | | 15 | | |
| VMP-52 | 20 | VMP-52-20-020625 | 2/6/2025 | 6.7 | | | < 0.020 | U | | < 0.0020 | U | | < 0.0020 | U | | 0.011 | J | | 0.000055 | J | | 80 | | | 13 | | |
| VMP-52 | 20 | VMP-52-20-042925-DUP | 4/29/2025 | 6.6 | | | < 0.021 | U | | < 0.0021 | U | | < 0.0021 | U | | < 0.11 | U | | 0.000099 | J | | 80 | | | 13 | | |
| VMP-52 | 20 | VMP-52-20-072925 | 7/29/2025 | 6.2 | | | < 0.022 | U | | < 0.0022 | U | | < 0.0022 | U | | < 0.11 | U | | < 0.00022 | U | | 80 | | | 14 | | |
| VMP-52 | 20 | VMP-52-20-110425 | 11/4/2025 | 6.8 | | | < 0.023 | U | | < 0.0023 | U | | < 0.0023 | U | | < 0.12 | U | | < 0.00023 | U | | 80 | | | 13 | | |
| VMP-52 | 30 | VMP-52-30-020625 | 2/6/2025 | 7.4 | | | < 0.021 | U | | < 0.0021 | U | | < 0.0021 | U | | < 0.10 | U | | < 0.00021 | U | | 81 | | | 12 | | |
| VMP-52 | 30 | VMP-52-30-042925 | 4/29/2025 | 7.1 | | | < 0.022 | U | | < 0.0022 | U | | < 0.0022 | U | | 0.0038 | J | | 0.00010 | J | | 81 | | | 12 | | |
| VMP-52 | 30 | VMP-52-30-072925 | 7/29/2025 | 6.7 | | | < 0.022 | U | | < 0.0022 | U | | < 0.0022 | U | | < 0.11 | U | | < 0.00022 | U | | 80 | | | 13 | | |
| VMP-52 | 30 | VMP-52-30-110425 | 11/4/2025 | 7.1 | | | < 0.021 | U | | < 0.0021 | U | | < 0.0021 | U | | < 0.11 | U | | < 0.00021 | U | | 81 | | | 12 | | |
| VMP-53 | 5 | VMP-53-5-013125 | 1/31/2025 | 0.29 | | | < 0.021 | U | | < 0.0021 | U | | < 0.0021 | U | | 0.0028 | J | | < 0.00021 | U | | 79 | | | 21 | | |
| VMP-53 | 5 | VMP-53-5-042425 | 4/24/2025 | 0.69 | | | < 0.022 | U | | < 0.0022 | U | | < 0.0022 | U | | 0.0051 | J | | 0.000070 | J | | 78 | | | 21 | | |
| VMP-53 | 5 | VMP-53-5-071825 | 7/18/2025 | 1.4 | | | < 0.022 | U | | < 0.0022 | U | | < 0.0022 | U | | < 0.11 | U | | 0.00013 | J | | 79 | | | 20 | | |
| VMP-53 | 5 | VMP-53-5-102825 | 10/28/2025 | 0.95 | | | < 0.021 | U | | < 0.0021 | U | | < 0.0021 | U | | < 0.10 | U | | < 0.00021 | U | | 78 | | | 21 | | |
| VMP-53 | 5 | VMP-53-5-102825-DUP | 10/28/2025 | 0.91 | | | < 0.021 | U | | < 0.0021 | U | | < 0.0021 | U | | < 0.10 | U | | < 0.00021 | U | | 78 | | | 21 | | |
| VMP-53 | 10 | VMP-53-10-013125 | 1/31/2025 | 0.37 | | | < 0.022 | U | | < 0.0022 | U | | < 0.0022 | U | | 0.0099 | J | | < 0.00022 | U | | 79 | | | 21 | | |
| VMP-53 | 10 | VMP-53-10-053025 | 5/30/2025 | 0.72 | | | < 0.022 | U | | < 0.0022 | U | | < 0.0022 | U | | < 0.11 | U | | < 0.00022 | U | | 78 | | | 21 | | |
| VMP-53 | 10 | VMP-53-10-071825 | 7/18/2025 | 1.1 | | | < 0.022 | U | | < 0.0022 | U | | < 0.0022 | U | | < 0.11 | U | | < 0.00022 | U | | 79 | | | 20 | | |
| VMP-53 | 10 | VMP-53-10-102825 | 10/28/2025 | 0.89 | | | < 0.020 | U | | < 0.0020 | U | | < 0.0020 | U | | < 0.10 | U | | < 0.00020 | U | | 78 | | | 21 | | |
| VMP-53 | 20 | VMP-53-20-013125 | 1/31/2025 | 0.79 | | | < 0.021 | U | | < 0.0021 | U | | < 0.0021 | U | | < 0.11 | U | | < 0.00021 | U | | 79 | | | 20 | | |
| VMP-53 | 20 | VMP-53-20-013125-DUP | 1/31/2025 | 0.79 | | | < 0.021 | U | | < 0.0021 | U | | < 0.0021 | U | | 0.0033 | J | | < 0.00021 | U | | 79 | | | 20 | | |
| VMP-53 | 20 | VMP-53-20-042425 | 4/24/2025 | 0.41 | | | < 0.022 | U | | < 0.0022 | U | | < 0.0022 | U | | 0.0057 | J | | < 0.00022 | U | | 78 | | | 21 | | |
| VMP-53 | 20 | VMP-53-20-071825 | 7/18/2025 | 1.4 | | | < 0.020 | U | | < 0.0020 | U | | < 0.0020 | U | | < 0.10 | U | | < 0.00020 | U | | 79 | | | 20 | | |
| VMP-53 | 20 | VMP-53-20-102825 | 10/28/2025 | 1.2 | | | < 0.021 | U | | < 0.0021 | U | | < 0.0021 | U | | < 0.10 | U | | < 0.00021 | U | | 78 | | | 21 | | |
| VMP-53 | 30 | VMP-53-30-013125 | 1/31/2025 | 1.7 | | | < 0.022 | U | | < 0.0022 | U | | < 0.0022 | U | | < 0.11 | U | | < 0.00022 | U | | 78 | | | 20 | | |
| VMP-53 | 30 | VMP-53-30-042425 | 4/24/2025 | 1.0 | | | < 0.022 | U | | < 0.0022 | U | | < 0.0022 | U | | 0.022 | J | | < 0.00022 | U | | 78 | | | 21 | | |
| VMP-53 | 30 | VMP-53-30-071825 | 7/18/2025 | 2.1 | | | < 0.023 | U | | < 0.0023 | U | | < 0.0023 | U | | < 0.11 | U | | < 0.00023 | U | | 78 | | | 20 | | |
| VMP-53 | 30 | VMP-53-30-121925 | 12/19/2025 | 1.9 | | | < 0.020 | U | | < 0.0020 | U | | < 0.0020 | U | | < 0.10 | U | | < 0.00020 | U | | 77 | | | 21 | | |
| VMP-54 | 5 | VMP-54-5-013125 | 1/31/2025 | 0.95 | | | < 0.021 | U | | < 0.0021 | U | | < 0.0021 | U | | 4.9 | | | 0.000048 | J | | 75 | | | 19 | | |
| VMP-54 | 5 | VMP-54-5-042425 | 4/24/2025 | 1.8 | | | < 0.022 | U | | < 0.0022 | U | | < 0.0022 | U | | 0.018 | J | | < 0.00022 | U | | 78 | | | 20 | | |
| VMP-54 | 5 | VMP-54-5-072125 | 7/21/2025 | 4.1 | | | < 0.021 | U | | < 0.0021 | U | | < 0.0021 | U | | < 0.11 | U | | < 0.00021 | U | | 79 | | | 17 | | |
| VMP-54 | 5 | VMP-54-5-102825 | 10/28/2025 | 3.3 | | | < 0.021 | U | | < 0.0021 | U | | < 0.0021 | U | | < 0.10 | U | | < 0.00021 | U | | 78 | | | 19 | | |

# TABLE 7
## HISTORICAL SUMMARY OF SOIL VAPOR ANALYTICAL RESULTS - NATURAL GASES

| Location | Depth (ft bgs) | Sample ID | Sample Date | Carbon Dioxide | | | Carbon Monoxide | | | Ethane | | | Ethene | | | Helium | | | Methane | | | Nitrogen | | | Oxygen | | |
|---|---|---|---|---|---|---|---|---|---|---|---|---|---|---|---|---|---|---|---|---|---|---|---|---|---|---|---|
| | | | | Result (%) | Lab Quals | AECOM Quals | Result (%) | Lab Quals | AECOM Quals | Result (%) | Lab Quals | AECOM Quals | Result (%) | Lab Quals | AECOM Quals | Result (%) | Lab Quals | AECOM Quals | Result (%) | Lab Quals | AECOM Quals | Result (%) | Lab Quals | AECOM Quals | Result (%) | Lab Quals | AECOM Quals |
| VMP-54 | 10 | VMP-54-10-013125 | 1/31/2025 | 1.9 | | | < 0.023 | U | | < 0.0023 | U | | < 0.0023 | U | | 0.012 | J | | < 0.00023 | U | | 79 | | | 19 | | |
| VMP-54 | 10 | VMP-54-10-042425 | 4/24/2025 | 1.5 | | | < 0.022 | U | | < 0.0022 | U | | < 0.0022 | U | | < 0.0022 | U | | < 0.00022 | U | | 78 | | | 20 | | |
| VMP-54 | 10 | VMP-54-10-072125 | 7/21/2025 | 3.1 | | | < 0.021 | U | | < 0.0021 | U | | < 0.0021 | U | | < 0.11 | U | | < 0.00021 | U | | 79 | | | 18 | | |
| VMP-54 | 10 | VMP-54-10-102825 | 10/28/2025 | 3.6 | | | < 0.020 | U | | < 0.0020 | U | | < 0.0020 | U | | < 0.10 | U | | < 0.00020 | U | | 77 | | | 19 | | |
| VMP-54 | 20 | VMP-54-20-013125 | 1/31/2025 | 3.0 | | | < 0.020 | U | | < 0.0020 | U | | < 0.0020 | U | | 0.066 | J | | < 0.00020 | U | | 79 | | | 18 | | |
| VMP-54 | 20 | VMP-54-20-042425 | 4/24/2025 | 1.7 | | | < 0.023 | U | | < 0.0023 | U | | < 0.0023 | U | | 0.018 | J | | < 0.00023 | U | | 78 | | | 20 | | |
| VMP-54 | 20 | VMP-54-20-072125 | 7/21/2025 | 2.3 | | | < 0.022 | U | | < 0.0022 | U | | < 0.0022 | U | | < 0.11 | U | | < 0.00022 | U | | 79 | | | 19 | | |
| VMP-54 | 20 | VMP-54-20-102825 | 10/28/2025 | 3.5 | | | < 0.021 | U | | < 0.0021 | U | | < 0.0021 | U | | < 0.10 | U | | < 0.00021 | U | | 78 | | | 18 | | |
| VMP-54 | 20 | VMP-54-20-102825-DUP | 10/28/2025 | 3.5 | | | < 0.020 | U | | < 0.0020 | U | | < 0.0020 | U | | < 0.10 | U | | < 0.00020 | U | | 78 | | | 18 | | |
| VMP-54 | 30 | VMP-54-30-013125 | 1/31/2025 | 0.69 | | | < 0.020 | U | | < 0.0020 | U | | < 0.0020 | U | | 0.0030 | J | | 0.00016 | J | | 79 | | | 20 | | |
| VMP-54 | 30 | VMP-54-30-042425 | 4/24/2025 | 1.9 | | | < 0.022 | U | | < 0.0022 | U | | < 0.0022 | U | | 0.019 | J | | < 0.00022 | U | | 79 | | | 19 | | |
| VMP-54 | 30 | VMP-54-30-072125 | 7/21/2025 | 4.2 | | | < 0.021 | U | | < 0.0021 | U | | < 0.0021 | U | | < 0.10 | U | | < 0.00021 | U | | 80 | | | 16 | | |
| VMP-54 | 30 | VMP-54-30-102825 | 10/28/2025 | 2.8 | | | < 0.021 | U | | < 0.0021 | U | | < 0.0021 | U | | < 0.10 | U | | < 0.00021 | U | | 78 | | | 19 | | |
| VMP-55 | 20 | VMP-55-20-020425 | 2/4/2025 | 17 | | | < 0.021 | U | | 0.0025 | | | < 0.0021 | U | | < 0.10 | U | | 2.7 | | | 77 | | | 3.1 | | |
| VMP-55 | 20 | VMP-55-20-042925 | 4/29/2025 | 16 | | | < 0.022 | U | | 0.0014 | J | | < 0.0022 | U | | < 0.11 | U | | 4.7 | | | 75 | | | 3.8 | | |
| VMP-55 | 20 | VMP-55-20-072325 | 7/23/2025 | 11 | | | < 0.022 | U | | < 0.0022 | U | | < 0.0022 | U | | < 0.11 | U | | 0.99 | | | 85 | | | 3.2 | | |
| VMP-55 | 20 | VMP-55-20-110325 | 11/3/2025 | 16 | | | < 0.021 | U | | < 0.0021 | U | | < 0.0021 | U | | < 0.11 | U | | 0.62 | | | 80 | | | 3.8 | | |
| VMP-56 | 10 | VMP-56-10-020725 | 2/7/2025 | 0.18 | | | < 0.020 | U | | < 0.0020 | U | | < 0.0020 | U | | 0.046 | J | | 0.00013 | J | | 78 | | | 22 | | |
| VMP-56 | 10 | VMP-56-10-020725-DUP | 2/7/2025 | 0.18 | | | < 0.020 | U | | < 0.0020 | U | | < 0.0020 | U | | 0.024 | J | | 0.00014 | J | | 78 | | | 22 | | |
| VMP-56 | 10 | VMP-56-10-050125 | 5/1/2025 | 1.0 | | | < 0.021 | U | | < 0.0021 | U | | < 0.0021 | U | | < 0.10 | U | | 0.000095 | J | | 79 | | | 20 | | |
| VMP-56 | 10 | VMP-56-10-072825 | 7/28/2025 | 2.1 | | | < 0.022 | U | | < 0.0022 | U | | < 0.0022 | U | | < 0.11 | U | | < 0.00022 | U | | 79 | | | 19 | | |
| VMP-56 | 10 | VMP-56-10-110525 | 11/5/2025 | 0.42 | | | < 0.020 | U | | < 0.0020 | U | | < 0.0020 | U | | < 0.10 | U | | < 0.00020 | U | | 78 | | | 21 | | |
| VMP-56 | 10 | VMP-56-10-110525-DUP | 11/5/2025 | 0.42 | | | < 0.021 | U | | < 0.0021 | U | | < 0.0021 | U | | < 0.10 | U | | < 0.00021 | U | | 78 | | | 21 | | |
| VMP-56 | 25 | VMP-56-25-020725 | 2/7/2025 | 0.49 | | | < 0.020 | U | | < 0.0020 | U | | < 0.0020 | U | | 0.0058 | J | | 0.00015 | J | | 78 | | | 21 | | |
| VMP-56 | 25 | VMP-56-25-050125 | 5/1/2025 | 0.39 | | | < 0.022 | U | | < 0.0022 | U | | < 0.0022 | U | | 0.031 | J | | 0.00015 | J | | 79 | | | 21 | | |
| VMP-56 | 25 | VMP-56-25-072825 | 7/28/2025 | 0.74 | | | < 0.022 | U | | < 0.0022 | U | | < 0.0022 | U | | 0.16 | | | 0.00016 | J | | 79 | | | 20 | | |
| VMP-56 | 25 | VMP-56-25-110525 | 11/5/2025 | 1.2 | | | < 0.022 | U | | < 0.0022 | U | | < 0.0022 | U | | < 0.11 | U | | < 0.00022 | U | | 79 | | | 20 | | |
| VMP-56 | 38.5 | VMP-56-38.5-020725 | 2/7/2025 | 0.34 | | | < 0.019 | U | | < 0.0019 | U | | < 0.0019 | U | | 0.0070 | J | | 0.00025 | | | 79 | | | 21 | | |
| VMP-56 | 38.5 | VMP-56-38.5-050225 | 5/2/2025 | 0.22 | | | < 0.020 | U | | < 0.0020 | U | | < 0.0020 | U | | 0.0065 | J | | 0.00019 | J | | 79 | | | 21 | | |
| VMP-56 | 38.5 | VMP-56-38.5-072825 | 7/28/2025 | 12 | | | < 0.021 | U | | 0.0027 | | | < 0.0021 | U | | < 0.10 | U | | 16 | | | 67 | | | 1.3 | | |
| VMP-56 | 38.5 | VMP-56-38.5-110525 | 11/5/2025 | 5.5 | | | < 0.022 | U | | 0.0024 | | | < 0.0022 | U | | 0.051 | J | | 3.9 | | | 72 | | | 16 | | |
| VMP-62 | 5 | VMP-62-5-020325 | 2/3/2025 | 1.5 | | | < 0.021 | U | | < 0.0021 | U | | < 0.0021 | U | | < 0.11 | U | | 0.000051 | J | | 78 | | | 20 | | |
| VMP-62 | 5 | VMP-62-5-020325-DUP | 2/3/2025 | 1.6 | | | < 0.023 | U | | < 0.0023 | U | | < 0.0023 | U | | < 0.11 | U | | < 0.00023 | U | | 78 | | | 20 | | |
| VMP-62 | 5 | VMP-62-5-042825 | 4/28/2025 | 3.0 | | | < 0.022 | U | | < 0.0022 | U | | < 0.0022 | U | | < 0.11 | U | | < 0.00022 | U | | 79 | | | 18 | | |
| VMP-62 | 5 | VMP-62-5-072225 | 7/22/2025 | 8.9 | | | < 0.024 | U | | < 0.0024 | U | | < 0.0024 | U | | < 0.12 | U | | < 0.00024 | U | | 79 | | | 12 | | |
| VMP-62 | 5 | VMP-62-5-103125 | 10/31/2025 | 4.4 | | | < 0.023 | U | | < 0.0023 | U | | < 0.0023 | U | | < 0.12 | U | | < 0.00023 | U | | 78 | | | 18 | | |
| VMP-62 | 10 | VMP-62-10-020325 | 2/3/2025 | 3.3 | | | < 0.021 | U | | < 0.0021 | U | | < 0.0021 | U | | < 0.11 | U | | < 0.00021 | U | | 78 | | | 19 | | |
| VMP-62 | 10 | VMP-62-10-042825 | 4/28/2025 | 2.9 | | | < 0.020 | U | | < 0.0020 | U | | < 0.0020 | U | | < 0.10 | U | | < 0.00020 | U | | 79 | | | 18 | | |
| VMP-62 | 10 | VMP-62-10-072225 | 7/22/2025 | 6.9 | | | < 0.023 | U | | < 0.0023 | U | | < 0.0023 | U | | < 0.11 | U | | < 0.00023 | U | | 79 | | | 14 | | |
| VMP-62 | 10 | VMP-62-10-103125 | 10/31/2025 | 5.9 | | | < 0.021 | U | | < 0.0021 | U | | < 0.0021 | U | | < 0.10 | U | | < 0.00021 | U | | 77 | | | 17 | | |
| VMP-62 | 20 | VMP-62-20-020325 | 2/3/2025 | 3.2 | | | < 0.022 | U | | < 0.0022 | U | | < 0.0022 | U | | < 0.11 | U | | < 0.00022 | U | | 78 | | | 19 | | |
| VMP-62 | 20 | VMP-62-20-042825 | 4/28/2025 | 2.2 | | | < 0.022 | U | | < 0.0022 | U | | < 0.0022 | U | | < 0.11 | U | | < 0.00022 | U | | 79 | | | 19 | | |
| VMP-62 | 20 | VMP-62-20-072225 | 7/22/2025 | 5.5 | | | < 0.021 | U | | < 0.0021 | U | | < 0.0021 | U | | < 0.11 | U | | < 0.00021 | U | | 80 | | | 15 | | |
| VMP-62 | 20 | VMP-62-20-103125 | 10/31/2025 | 5.3 | | | < 0.021 | U | | < 0.0021 | U | | < 0.0021 | U | | 0.073 | J | | < 0.00021 | U | | 77 | | | 18 | | |
| VMP-62 | 20 | VMP-62-20-103125-DUP | 10/31/2025 | 5.2 | | | < 0.022 | U | | < 0.0022 | U | | < 0.0022 | U | | < 0.11 | U | | < 0.00022 | U | | 77 | | | 18 | | |
| VMP-62 | 30 | VMP-62-30-020325 | 2/3/2025 | 2.8 | | | < 0.023 | U | | < 0.0023 | U | | < 0.0023 | U | | 0.030 | J | | < 0.00023 | U | | 79 | | | 18 | | |
| VMP-62 | 30 | VMP-62-30-042825 | 4/28/2025 | 2.3 | | | < 0.020 | U | | < 0.0020 | U | | < 0.0020 | U | | 0.015 | J | | < 0.00020 | U | | 80 | | | 18 | | |
| VMP-62 | 30 | VMP-62-30-072225 | 7/22/2025 | 2.7 | | | < 0.021 | U | | < 0.0021 | U | | < 0.0021 | U | | < 0.11 | U | | < 0.00021 | U | | 79 | | | 18 | | |
| VMP-62 | 30 | VMP-62-30-110425 | 11/4/2025 | 3.0 | | | < 0.021 | U | | < 0.0021 | U | | < 0.0021 | U | | 0.23 | | | < 0.00021 | U | | 79 | | | 18 | | |
| VMP-63 | 5 | VMP-63-5-020525 | 2/5/2025 | 0.47 | | | < 0.019 | U | | < 0.0019 | U | | < 0.0019 | U | | 0.017 | J | | 0.000088 | J | | 78 | | | 21 | | |
| VMP-63 | 5 | VMP-63-5-020525-DUP | 2/5/2025 | 0.48 | | | < 0.018 | U | | < 0.0018 | U | | < 0.0018 | U | | < 0.091 | U | | 0.000093 | J | | 78 | | | 21 | | |
| VMP-63 | 5 | VMP-63-5-042825 | 4/28/2025 | 0.28 | | | < 0.022 | U | | < 0.0022 | U | | < 0.0022 | U | | 0.0033 | J | | 0.00012 | J | | 78 | | | 22 | | |
| VMP-63 | 5 | VMP-63-5-072225 | 7/22/2025 | 0.37 | | | < 0.022 | U | | < 0.0022 | U | | < 0.0022 | U | | < 0.11 | U | | 0.00012 | J | | 79 | | | 21 | | |
| VMP-63 | 5 | VMP-63-5-072225-DUP | 7/22/2025 | 0.37 | | | < 0.022 | U | | < 0.0022 | U | | < 0.0022 | U | | 0.055 | J | | 0.00011 | J | | 79 | | | 21 | | |
| VMP-63 | 5 | VMP-63-5-110425 | 11/4/2025 | 0.098 | | | < 0.022 | U | | < 0.0022 | U | | < 0.0022 | U | | < 0.11 | U | | 0.00016 | J | | 78 | | | 22 | | |

# TABLE 7
## HISTORICAL SUMMARY OF SOIL VAPOR ANALYTICAL RESULTS - NATURAL GASES

| Location | Depth (ft bgs) | Sample ID | Sample Date | Carbon Dioxide | | | Carbon Monoxide | | | Ethane | | | Ethene | | | Helium | | | Methane | | | Nitrogen | | | Oxygen | | |
|---|---|---|---|---|---|---|---|---|---|---|---|---|---|---|---|---|---|---|---|---|---|---|---|---|---|---|---|
| | | | | Result (%) | Lab Quals | AECOM Quals | Result (%) | Lab Quals | AECOM Quals | Result (%) | Lab Quals | AECOM Quals | Result (%) | Lab Quals | AECOM Quals | Result (%) | Lab Quals | AECOM Quals | Result (%) | Lab Quals | AECOM Quals | Result (%) | Lab Quals | AECOM Quals | Result (%) | Lab Quals | AECOM Quals |
| VMP-63 | 10 | VMP-63-10-020525 | 2/5/2025 | **0.65** | | | < 0.019 | U | | < 0.0019 | U | | < 0.0019 | U | | **0.0037** | J | | < 0.00019 | U | | **78** | | | **21** | | |
| VMP-63 | 10 | VMP-63-10-042825 | 4/28/2025 | **0.49** | | | < 0.021 | U | | < 0.0021 | U | | < 0.0021 | U | | **0.011** | J | | **0.00010** | J | | **78** | | | **21** | | |
| VMP-63 | 10 | VMP-63-10-072225 | 7/22/2025 | **0.69** | | | < 0.023 | U | | < 0.0023 | U | | < 0.0023 | U | | < 0.12 | U | | < 0.00023 | U | | **78** | | | **21** | | |
| VMP-63 | 10 | VMP-63-10-110425 | 11/4/2025 | **0.21** | | | < 0.022 | U | | < 0.0022 | U | | < 0.0022 | U | | < 0.11 | U | | < 0.00022 | U | | **79** | | | **21** | | |
| VMP-63 | 20 | VMP-63-20-020525 | 2/5/2025 | **0.78** | | | < 0.020 | U | | < 0.0020 | U | | < 0.0020 | U | | **0.099** | J | | **0.00010** | J | | **78** | | | **21** | | |
| VMP-63 | 20 | VMP-63-20-042825 | 4/28/2025 | **0.30** | | | < 0.019 | U | | < 0.0019 | U | | < 0.0019 | U | | **0.061** | J | | **0.00012** | J | | **79** | | | **21** | | |
| VMP-63 | 20 | VMP-63-20-072225 | 7/22/2025 | **0.36** | | | < 0.021 | U | | < 0.0021 | U | | < 0.0021 | U | | < 0.10 | U | | **0.00012** | J | | **79** | | | **21** | | |
| VMP-63 | 20 | VMP-63-20-110425 | 11/4/2025 | **0.12** | | | < 0.022 | U | | < 0.0022 | U | | < 0.0022 | U | | < 0.11 | U | | **0.00015** | J | | **78** | | | **22** | | |
| VMP-63 | 30 | VMP-63-30-020525 | 2/5/2025 | **0.88** | | | < 0.019 | U | | < 0.0019 | U | | < 0.0019 | U | | < 0.096 | U | | **0.000080** | J | | **78** | | | **21** | | |
| VMP-63 | 30 | VMP-63-30-042825 | 4/28/2025 | **0.35** | | | < 0.022 | U | | < 0.0022 | U | | < 0.0022 | U | | **0.16** | | | **0.00013** | J | | **78** | | | **21** | | |
| VMP-63 | 30 | VMP-63-30-072225 | 7/22/2025 | **0.34** | | | < 0.021 | U | | < 0.0021 | U | | < 0.0021 | U | | < 0.10 | U | | **0.00014** | J | | **79** | | | **21** | | |
| VMP-63 | 30 | VMP-63-30-110425 | 11/4/2025 | **0.34** | | | < 0.022 | U | | < 0.0022 | U | | < 0.0022 | U | | < 0.11 | U | | **0.00011** | J | | **79** | | | **21** | | |
| VMP-64 | 5 | VMP-64-5-020325 | 2/3/2025 | **2.2** | | | < 0.023 | U | | < 0.0023 | U | | < 0.0023 | U | | < 0.12 | U | | < 0.00023 | U | | **79** | | | **19** | | |
| VMP-64 | 5 | VMP-64-5-042525 | 4/25/2025 | **0.20** | | | < 0.023 | U | | < 0.0023 | U | | < 0.0023 | U | | **0.19** | | | **0.00011** | J | | **79** | | | **21** | | |
| VMP-64 | 5 | VMP-64-5-042525-DUP | 4/25/2025 | **0.20** | | | < 0.021 | U | | < 0.0021 | U | | < 0.0021 | U | | **0.24** | | | **0.00011** | J | | **78** | | | **21** | | |
| VMP-64 | 5 | VMP-64-5-072125 | 7/21/2025 | **2.5** | | | < 0.022 | U | | < 0.0022 | U | | < 0.0022 | U | | < 0.11 | U | | **0.0077** | | | **87** | | | **10** | | |
| VMP-64 | 5 | VMP-64-5-103025 | 10/30/2025 | **0.22** | | | < 0.021 | U | | < 0.0021 | U | | < 0.0021 | U | | < 0.11 | U | | < 0.00021 | U | | **78** | | | **22** | | |
| VMP-64 | 10 | VMP-64-10-020325 | 2/3/2025 | **3.4** | | | < 0.022 | U | | < 0.0022 | U | | < 0.0022 | U | | **0.039** | J | | < 0.00022 | U | | **79** | | | **18** | | |
| VMP-64 | 10 | VMP-64-10-042525 | 4/25/2025 | **0.56** | | | < 0.022 | U | | < 0.0022 | U | | < 0.0022 | U | | **0.084** | J | | **0.00018** | J | | **78** | | | **21** | | |
| VMP-64 | 10 | VMP-64-10-072125 | 7/21/2025 | **2.9** | | | < 0.023 | U | | **0.0062** | | | < 0.0023 | U | | < 0.11 | U | | **0.55** | | | **84** | | | **12** | | |
| VMP-64 | 10 | VMP-64-10-103025 | 10/30/2025 | **1.2** | | | < 0.022 | U | | < 0.0022 | U | | < 0.0022 | U | | < 0.11 | U | | < 0.00022 | U | | **78** | | | **21** | | |
| VMP-64 | 20 | VMP-64-20-020325 | 2/3/2025 | **4.5** | | | < 0.020 | U | | < 0.0020 | U | | < 0.0020 | U | | < 0.10 | U | | < 0.00020 | U | | **80** | | | **16** | | |
| VMP-64 | 20 | VMP-64-20-042525 | 4/25/2025 | **3.0** | | | < 0.020 | U | | < 0.0020 | U | | < 0.0020 | U | | **0.018** | J | | **0.00032** | | | **78** | | | **19** | | |
| VMP-64 | 20 | VMP-64-20-072125 | 7/21/2025 | **3.6** | | | < 0.022 | U | | **0.010** | | | < 0.0022 | U | | < 0.11 | U | | **0.30** | | | **80** | | | **16** | | |
| VMP-64 | 20 | VMP-64-20-103025 | 10/30/2025 | **3.2** | | | < 0.021 | U | | < 0.0021 | U | | < 0.0021 | U | | < 0.10 | U | | < 0.00021 | U | | **79** | | | **18** | | |

**Notes:**

**Bold** results are detections above the reporting limit (RL), or estimated detections between the method detection limit (MDL) and RL.

< #.## Gray text indicates the analyte was not detected above the given reporting limit.

VMP-25-9.5-020425 and VMP-52-20-042925 parent sample helium concentrations were >10% of final shroud helium, so results were not reported here. The duplicate samples did not have excess helium, so their results are reported here

**Lab Qualifiers**

J = Estimated value; results between the MDL and RL

U = Compound analyzed for but not detected above th

**AECOM Qualifiers**

J = Estimated detection

U = Non-detect due to blank contamination

SEE LAST PAGE OF TABLE FOR NOTES

# TABLE 8
## SVE SYSTEM MONTHLY MONITORING - SVE SAMPLING DATA

| Sample ID | Well Screen Interval (elev. ft) (ft bgs) | Date | Initial Reading Time (24-Hour) | Vacuum/Pressure | Water | Fixed Gases | | | | Soil Vapor Concentrations | | | | Comments |
|---|---|---|---|---|---|---|---|---|---|---|---|---|---|---|
| | | | | Initial Reading (Inches of $H_2O$) | Depth to Water (feet btoc) | $CH_4$ (%) | LEL (%) | $CO_2$ (%) | $O_2$ (%) | PID (ppmv) | THC (ppmv) | $CH_4$ (ppmv) | PHC (ppmv) | |
| SVE-03R | 400.71-410.71 (31-41) | 1/29/2025 | 09:15 | -7.70 | NE | 0.0 | 0 | 1.7 | 19.2 | 5.8 | 72.5 | 11.2 | 61.3 | |
| SVE-03R | | 2/26/2025 | 12:23 | -6.98 | NE | 0.1 | 2 | 1.7 | 19.2 | 10.8 | 125 | 8.1 | 117 | |
| SVE-03R | | 3/19/2025 | 13:36 | -7.45 | NE | 0.2 | 2 | 1.8 | 18.7 | 32.8 | 359 | 31.6 | 327 | |
| SVE-03R | | 4/21/2025 | 12:25 | -7.34 | NE | 0.1 | 2 | 1.8 | 18.8 | 17.1 | 145 | 5.6 | 139.4 | |
| SVE-03R | | 5/21/2025 | 12:37 | -7.60 | NE | 0.1 | 2 | 1.8 | 18.5 | 7.1 | 87.9 | 2.0 | 85.9 | |
| SVE-03R | | 6/19/2025 | 14:17 | -17.1 | NE | 0.1 | 2 | 1.7 | 18.4 | 9.9 | 333 | 229 | 104 | |
| SVE-03R | | 7/16/2025 | 11:51 | -8.87 | NE | 0.3 | 6 | 2.0 | 18.4 | 19.3 | 889 | 615 | 274 | |
| SVE-03R | | 8/20/2025 | 12:55 | -34.5 | 39.92 | 0.1 | 2 | 1.8 | 18.4 | 11.8 | 278 | 193 | 85.0 | |
| SVE-03R | | 9/18/2025 | 08:49 | -10.1 | 39.91 | 0.1 | 2 | 1.7 | 18.6 | 12.1 | 425 | 313 | 112 | |
| SVE-03R | | 10/23/2025 | 09:09 | -10.20 | 39.72 | 0.2 | 4 | 1.5 | 19.1 | 10.7 | 630 | 434 | 196 | |
| SVE-03R | | 11/24/2025 | 12:43 | -8.86 | 40.00 | 0.3 | 6 | 1.5 | 19.2 | 13.1 | 1252 | 919 | 333 | |
| SVE-03R | | 12/17/2025 | 12:15 | -3.70 | 40.14 | 0.6 | 12 | 1.4 | 19.1 | 22.8 | 2414 | 1889 | 525 | |
| SVE-04 | 427.04-437.04 (5-15) | 1/30/2025 | 00:00 | NM | NM | NM | NM | NM | NM | NM | NM | NM | NM | Well valve closed off from SVE System. |
| SVE-04 | | 2/26/2025 | 00:00 | NM | NM | NM | NM | NM | NM | NM | NM | NM | NM | Well valve closed off from SVE System. |
| SVE-04 | | 3/20/2025 | 00:00 | NM | NM | NM | NM | NM | NM | NM | NM | NM | NM | Well valve closed off from SVE System. |
| SVE-04 | | 4/22/2025 | 00:00 | NM | NM | NM | NM | NM | NM | NM | NM | NM | NM | Well valve closed off from SVE System. |
| SVE-04 | | 5/22/2025 | 00:00 | NM | NM | NM | NM | NM | NM | NM | NM | NM | NM | Well valve closed off from SVE System. |
| SVE-04 | | 6/19/2025 | 00:00 | NM | NM | NM | NM | NM | NM | NM | NM | NM | NM | Well valve closed off from SVE System. |
| SVE-04 | | 7/16/2025 | 00:00 | NM | NM | NM | NM | NM | NM | NM | NM | NM | NM | Well valve closed off from SVE System. |
| SVE-04 | | 8/20/2025 | 00:00 | NM | NM | NM | NM | NM | NM | NM | NM | NM | NM | Well valve closed off from SVE System. |
| SVE-04 | | 9/18/2025 | 00:00 | NM | NM | NM | NM | NM | NM | NM | NM | NM | NM | Well valve closed off from SVE System. |
| SVE-04 | | 10/22/2025 | 00:00 | NM | NM | NM | NM | NM | NM | NM | NM | NM | NM | Well valve closed off from SVE System. |
| SVE-04 | | 11/25/2025 | 00:00 | NM | NM | NM | NM | NM | NM | NM | NM | NM | NM | Well valve closed off from SVE System. |
| SVE-04 | | 12/18/2025 | 00:00 | NM | NM | NM | NM | NM | NM | NM | NM | NM | NM | Well valve closed off from SVE System. |
| SVE-05 | 424.23-434.23 (10-20) | 1/30/2025 | 00:00 | NM | NM | NM | NM | NM | NM | NM | NM | NM | NM | Well valve closed off from SVE System. |
| SVE-05 | | 2/26/2025 | 00:00 | NM | NM | NM | NM | NM | NM | NM | NM | NM | NM | Well valve closed off from SVE System. |
| SVE-05 | | 3/20/2025 | 00:00 | NM | NM | NM | NM | NM | NM | NM | NM | NM | NM | Well valve closed off from SVE System. |
| SVE-05 | | 4/22/2025 | 00:00 | NM | NM | NM | NM | NM | NM | NM | NM | NM | NM | Well valve closed off from SVE System. |
| SVE-05 | | 5/22/2025 | 00:00 | NM | NM | NM | NM | NM | NM | NM | NM | NM | NM | Well valve closed off from SVE System. |
| SVE-05 | | 6/19/2025 | 00:00 | NM | NM | NM | NM | NM | NM | NM | NM | NM | NM | Well valve closed off from SVE System. |
| SVE-05 | | 7/16/2025 | 00:00 | NM | NM | NM | NM | NM | NM | NM | NM | NM | NM | Well valve closed off from SVE System. |
| SVE-05 | | 8/20/2025 | 00:00 | NM | NM | NM | NM | NM | NM | NM | NM | NM | NM | Well valve closed off from SVE System. |
| SVE-05 | | 9/18/2025 | 00:00 | NM | NM | NM | NM | NM | NM | NM | NM | NM | NM | Well valve closed off from SVE System. |
| SVE-05 | | 10/22/2025 | 00:00 | NM | NM | NM | NM | NM | NM | NM | NM | NM | NM | Well valve closed off from SVE System. |
| SVE-05 | | 11/25/2025 | 00:00 | NM | NM | NM | NM | NM | NM | NM | NM | NM | NM | Well valve closed off from SVE System. |
| SVE-05 | | 12/18/2025 | 00:00 | NM | NM | NM | NM | NM | NM | NM | NM | NM | NM | Well valve closed off from SVE System. |
| SVE-06 | 424.04-434.04 (10-20) | 1/30/2025 | 00:00 | NM | NM | NM | NM | NM | NM | NM | NM | NM | NM | Well valve closed off from SVE System. |
| SVE-06 | | 2/26/2025 | 00:00 | NM | NM | NM | NM | NM | NM | NM | NM | NM | NM | Well valve closed off from SVE System. |
| SVE-06 | | 3/20/2025 | 00:00 | NM | NM | NM | NM | NM | NM | NM | NM | NM | NM | Well valve closed off from SVE System. |
| SVE-06 | | 4/22/2025 | 00:00 | NM | NM | NM | NM | NM | NM | NM | NM | NM | NM | Well valve closed off from SVE System. |
| SVE-06 | | 5/22/2025 | 00:00 | NM | NM | NM | NM | NM | NM | NM | NM | NM | NM | Well valve closed off from SVE System. |
| SVE-06 | | 6/19/2025 | 00:00 | NM | NM | NM | NM | NM | NM | NM | NM | NM | NM | Well valve closed off from SVE System. |
| SVE-06 | | 7/16/2025 | 00:00 | NM | NM | NM | NM | NM | NM | NM | NM | NM | NM | Well valve closed off from SVE System. |
| SVE-06 | | 8/20/2025 | 00:00 | NM | NM | NM | NM | NM | NM | NM | NM | NM | NM | Well valve closed off from SVE System. |
| SVE-06 | | 9/18/2025 | 00:00 | NM | NM | NM | NM | NM | NM | NM | NM | NM | NM | Well valve closed off from SVE System. |
| SVE-06 | | 10/22/2025 | 00:00 | NM | NM | NM | NM | NM | NM | NM | NM | NM | NM | Well valve closed off from SVE System. |
| SVE-06 | | 11/25/2025 | 00:00 | NM | NM | NM | NM | NM | NM | NM | NM | NM | NM | Well valve closed off from SVE System. |
| SVE-06 | | 12/18/2025 | 00:00 | NM | NM | NM | NM | NM | NM | NM | NM | NM | NM | Well valve closed off from SVE System. |

# TABLE 8
## SVE SYSTEM MONTHLY MONITORING - SVE SAMPLING DATA

| Sample ID | Well Screen Interval (elev. ft) (ft bgs) | Date | Initial Reading Time (24-Hour) | Vacuum/Pressure | Water | Fixed Gases | | | | Soil Vapor Concentrations | | | | Comments |
|---|---|---|---|---|---|---|---|---|---|---|---|---|---|---|
| | | | | Initial Reading (Inches of $H_2O$) | Depth to Water (feet btoc) | $CH_4$ (%) | LEL (%) | $CO_2$ (%) | $O_2$ (%) | PID (ppmv) | THC (ppmv) | $CH_4$ (ppmv) | PHC (ppmv) | |
| SVE-07 | 423.71-433.71 (10-20) | 1/30/2025 | 00:00 | NM | NM | NM | NM | NM | NM | NM | NM | NM | NM | Well valve closed off from SVE System. |
| SVE-07 | | 2/26/2025 | 00:00 | NM | NM | NM | NM | NM | NM | NM | NM | NM | NM | Well valve closed off from SVE System. |
| SVE-07 | | 3/20/2025 | 00:00 | NM | NM | NM | NM | NM | NM | NM | NM | NM | NM | Well valve closed off from SVE System. |
| SVE-07 | | 4/22/2025 | 00:00 | NM | NM | NM | NM | NM | NM | NM | NM | NM | NM | Well valve closed off from SVE System. |
| SVE-07 | | 5/22/2025 | 00:00 | NM | NM | NM | NM | NM | NM | NM | NM | NM | NM | Well valve closed off from SVE System. |
| SVE-07 | | 6/25/2025 | 00:00 | NM | NM | NM | NM | NM | NM | NM | NM | NM | NM | Well valve closed off from SVE System. |
| SVE-07 | | 7/16/2025 | 00:00 | NM | NM | NM | NM | NM | NM | NM | NM | NM | NM | Well valve closed off from SVE System. |
| SVE-07 | | 8/20/2025 | 00:00 | NM | NM | NM | NM | NM | NM | NM | NM | NM | NM | Well valve closed off from SVE System. |
| SVE-07 | | 9/18/2025 | 00:00 | NM | NM | NM | NM | NM | NM | NM | NM | NM | NM | Well valve closed off from SVE System. |
| SVE-07 | | 10/22/2025 | 00:00 | NM | NM | NM | NM | NM | NM | NM | NM | NM | NM | Well valve closed off from SVE System. |
| SVE-07 | | 11/25/2025 | 00:00 | NM | NM | NM | NM | NM | NM | NM | NM | NM | NM | Well valve closed off from SVE System. |
| SVE-07 | | 12/18/2025 | 00:00 | NM | NM | NM | NM | NM | NM | NM | NM | NM | NM | Well valve closed off from SVE System. |
| SVE-08 | 424.12-434.12 (9-19) | 1/30/2025 | 00:00 | NM | NM | NM | NM | NM | NM | NM | NM | NM | NM | Well valve closed off from SVE System. |
| SVE-08 | | 2/26/2025 | 00:00 | NM | NM | NM | NM | NM | NM | NM | NM | NM | NM | Well valve closed off from SVE System. |
| SVE-08 | | 3/20/2025 | 00:00 | NM | NM | NM | NM | NM | NM | NM | NM | NM | NM | Well valve closed off from SVE System. |
| SVE-08 | | 4/22/2025 | 00:00 | NM | NM | NM | NM | NM | NM | NM | NM | NM | NM | Well valve closed off from SVE System. |
| SVE-08 | | 5/20/2025 | 11:02 | -0.003 | 22.28 | NM | NM | NM | NM | NM | NM | NM | NM | Well valve closed off from SVE System. |
| SVE-08 | | 6/17/2025 | 11:45 | 0.00 | 22.33 | NM | NM | NM | NM | NM | NM | NM | NM | Well valve closed off from SVE System. |
| SVE-08 | | 7/16/2025 | 00:00 | NM | NM | NM | NM | NM | NM | NM | NM | NM | NM | Well valve closed off from SVE System. |
| SVE-08 | | 8/19/2025 | 11:45 | -0.005 | 22.40 | NM | NM | NM | NM | NM | NM | NM | NM | Well valve closed off from SVE System. |
| SVE-08 | | 9/16/2025 | 11:12 | -0.005 | 22.27 | NM | NM | NM | NM | NM | NM | NM | NM | Well valve closed off from SVE System. |
| SVE-08 | | 10/22/2025 | 00:00 | NM | 22.55 | NM | NM | NM | NM | NM | NM | NM | NM | Well valve closed off from SVE System. |
| SVE-08 | | 11/25/2025 | 11:07 | 0.00 | 22.55 | NM | NM | NM | NM | NM | NM | NM | NM | Well valve closed off from SVE System. |
| SVE-08 | | 12/18/2025 | 00:00 | NM | 23.00 | NM | NM | NM | NM | NM | NM | NM | NM | Well valve closed off from SVE System. |
| SVE-09 | 422.41-432.41 (10-20) | 1/30/2025 | 00:00 | NM | NM | NM | NM | NM | NM | NM | NM | NM | NM | Well valve closed off from SVE System. |
| SVE-09 | | 2/26/2025 | 00:00 | NM | NM | NM | NM | NM | NM | NM | NM | NM | NM | Well valve closed off from SVE System. |
| SVE-09 | | 3/20/2025 | 00:00 | NM | NM | NM | NM | NM | NM | NM | NM | NM | NM | Well valve closed off from SVE System. |
| SVE-09 | | 4/22/2025 | 00:00 | NM | NM | NM | NM | NM | NM | NM | NM | NM | NM | Well valve closed off from SVE System. |
| SVE-09 | | 5/20/2025 | 10:58 | -0.003 | 22.83 | NM | NM | NM | NM | NM | NM | NM | NM | Well valve closed off from SVE System. |
| SVE-09 | | 6/17/2025 | 11:53 | -0.015 | 22.95 | NM | NM | NM | NM | NM | NM | NM | NM | Well valve closed off from SVE System. |
| SVE-09 | | 7/16/2025 | 00:00 | NM | NM | NM | NM | NM | NM | NM | NM | NM | NM | Well valve closed off from SVE System. |
| SVE-09 | | 8/19/2025 | 11:40 | -0.021 | 22.89 | NM | NM | NM | NM | NM | NM | NM | NM | Well valve closed off from SVE System. |
| SVE-09 | | 9/16/2025 | 11:06 | -0.016 | 22.89 | NM | NM | NM | NM | NM | NM | NM | NM | Well valve closed off from SVE System. |
| SVE-09 | | 10/22/2025 | 00:00 | NM | 23.00 | NM | NM | NM | NM | NM | NM | NM | NM | Well valve closed off from SVE System. |
| SVE-09 | | 11/25/2025 | 11:10 | 0.00 | NE | NM | NM | NM | NM | NM | NM | NM | NM | Well valve closed off from SVE System. |
| SVE-09 | | 12/18/2025 | 00:00 | NM | 22.37 | NM | NM | NM | NM | NM | NM | NM | NM | Well valve closed off from SVE System. |
| SVE-10 | 422.74-432.74 (10-20) | 1/30/2025 | 00:00 | NM | NM | NM | NM | NM | NM | NM | NM | NM | NM | Well valve closed off from SVE System. |
| SVE-10 | | 2/26/2025 | 00:00 | NM | NM | NM | NM | NM | NM | NM | NM | NM | NM | Well valve closed off from SVE System. |
| SVE-10 | | 3/20/2025 | 00:00 | NM | NM | NM | NM | NM | NM | NM | NM | NM | NM | Well valve closed off from SVE System. |
| SVE-10 | | 4/22/2025 | 00:00 | NM | NM | NM | NM | NM | NM | NM | NM | NM | NM | Well valve closed off from SVE System. |
| SVE-10 | | 5/20/2025 | 10:42 | -0.068 | NE | NM | NM | NM | NM | NM | NM | NM | NM | Well valve closed off from SVE System. |
| SVE-10 | | 6/17/2025 | 12:02 | -0.103 | NE | NM | NM | NM | NM | NM | NM | NM | NM | Well valve closed off from SVE System. |
| SVE-10 | | 7/16/2025 | 00:00 | NM | NM | NM | NM | NM | NM | NM | NM | NM | NM | Well valve closed off from SVE System. |
| SVE-10 | | 8/19/2025 | 11:25 | -0.136 | 22.79 | NM | NM | NM | NM | NM | NM | NM | NM | Well valve closed off from SVE System. |
| SVE-10 | | 9/16/2025 | 11:02 | -0.102 | 22.82 | NM | NM | NM | NM | NM | NM | NM | NM | Well valve closed off from SVE System. |
| SVE-10 | | 10/22/2025 | 00:00 | NM | NE | NM | NM | NM | NM | NM | NM | NM | NM | Well valve closed off from SVE System. |
| SVE-10 | | 11/25/2025 | 11:15 | 0.00 | NE | NM | NM | NM | NM | NM | NM | NM | NM | Well valve closed off from SVE System. |
| SVE-10 | | 12/18/2025 | 00:00 | NM | NE | NM | NM | NM | NM | NM | NM | NM | NM | Well valve closed off from SVE System. |

# TABLE 8
## SVE SYSTEM MONTHLY MONITORING - SVE SAMPLING DATA

| Sample ID | Well Screen Interval (elev. ft) (ft bgs) | Date | Initial Reading Time (24-Hour) | Vacuum/Pressure | Water | Fixed Gases | | | | Soil Vapor Concentrations | | | | Comments |
|---|---|---|---|---|---|---|---|---|---|---|---|---|---|---|
| | | | | Initial Reading (Inches of $H_2O$) | Depth to Water (feet btoc) | $CH_4$ (%) | LEL (%) | $CO_2$ (%) | $O_2$ (%) | PID (ppmv) | THC (ppmv) | $CH_4$ (ppmv) | PHC (ppmv) | |
| SVE-11 | 423.56-433.56 (10-20) | 1/30/2025 | 00:00 | NM | NM | NM | NM | NM | NM | NM | NM | NM | NM | Well valve closed off from SVE System. |
| SVE-11 | | 2/26/2025 | 00:00 | NM | NM | NM | NM | NM | NM | NM | NM | NM | NM | Well valve closed off from SVE System. |
| SVE-11 | | 3/20/2025 | 00:00 | NM | NM | NM | NM | NM | NM | NM | NM | NM | NM | Well valve closed off from SVE System. |
| SVE-11 | | 4/22/2025 | 00:00 | NM | NM | NM | NM | NM | NM | NM | NM | NM | NM | Well valve closed off from SVE System. |
| SVE-11 | | 5/20/2025 | 10:38 | 0.00 | 22.08 | NM | NM | NM | NM | NM | NM | NM | NM | Well valve closed off from SVE System. |
| SVE-11 | | 6/17/2025 | 12:09 | 0.00 | 22.05 | NM | NM | NM | NM | NM | NM | NM | NM | Well valve closed off from SVE System. |
| SVE-11 | | 7/16/2025 | 00:00 | NM | NM | NM | NM | NM | NM | NM | NM | NM | NM | Well valve closed off from SVE System. |
| SVE-11 | | 8/20/2025 | 11:18 | -0.003 | 22.12 | NM | NM | NM | NM | NM | NM | NM | NM | Well valve closed off from SVE System. |
| SVE-11 | | 9/16/2025 | 10:54 | 0.00 | 21.59 | NM | NM | NM | NM | NM | NM | NM | NM | Well valve closed off from SVE System. |
| SVE-11 | | 10/22/2025 | 00:00 | NM | NE | NM | NM | NM | NM | NM | NM | NM | NM | Well valve closed off from SVE System. |
| SVE-11 | | 11/25/2025 | 11:19 | 0.00 | NE | NM | NM | NM | NM | NM | NM | NM | NM | Well valve closed off from SVE System. |
| SVE-11 | | 12/18/2025 | 00:00 | NM | NE | NM | NM | NM | NM | NM | NM | NM | NM | Well valve closed off from SVE System. |
| SVE-12 | 423.78-433.78 (10-20) | 1/30/2025 | 00:00 | NM | NM | NM | NM | NM | NM | NM | NM | NM | NM | Well valve closed off from SVE System. |
| SVE-12 | | 2/26/2025 | 00:00 | NM | NM | NM | NM | NM | NM | NM | NM | NM | NM | Well valve closed off from SVE System. |
| SVE-12 | | 3/20/2025 | 00:00 | NM | NM | NM | NM | NM | NM | NM | NM | NM | NM | Well valve closed off from SVE System. |
| SVE-12 | | 4/22/2025 | 00:00 | NM | NM | NM | NM | NM | NM | NM | NM | NM | NM | Well valve closed off from SVE System. |
| SVE-12 | | 5/20/2025 | 10:32 | 0.00 | 18.75 | NM | NM | NM | NM | NM | NM | NM | NM | Well valve closed off from SVE System. |
| SVE-12 | | 6/17/2025 | 12:14 | 0.00 | 22.34 | NM | NM | NM | NM | NM | NM | NM | NM | Well valve closed off from SVE System. |
| SVE-12 | | 7/16/2025 | 00:00 | 0.00 | NM | NM | NM | NM | NM | NM | NM | NM | NM | Well valve closed off from SVE System. |
| SVE-12 | | 8/20/2025 | 11:11 | 0.00 | 21.92 | NM | NM | NM | NM | NM | NM | NM | NM | Well valve closed off from SVE System. |
| SVE-12 | | 9/16/2025 | 10:48 | 0.00 | 22.56 | NM | NM | NM | NM | NM | NM | NM | NM | Well valve closed off from SVE System. |
| SVE-12 | | 10/22/2025 | 00:00 | NM | 22.30 | NM | NM | NM | NM | NM | NM | NM | NM | Well valve closed off from SVE System. |
| SVE-12 | | 11/25/2025 | 11:23 | 0.00 | NE | NM | NM | NM | NM | NM | NM | NM | NM | Well valve closed off from SVE System. |
| SVE-12 | | 12/18/2025 | 00:00 | NM | 22.78 | NM | NM | NM | NM | NM | NM | NM | NM | Well valve closed off from SVE System. |
| SVE-13 | 423.77-433.77 (10-20) | 1/30/2025 | 00:00 | NM | NM | NM | NM | NM | NM | NM | NM | NM | NM | Well valve closed off from SVE System. |
| SVE-13 | | 2/26/2025 | 00:00 | NM | NM | NM | NM | NM | NM | NM | NM | NM | NM | Well valve closed off from SVE System. |
| SVE-13 | | 3/20/2025 | 00:00 | NM | NM | NM | NM | NM | NM | NM | NM | NM | NM | Well valve closed off from SVE System. |
| SVE-13 | | 4/22/2025 | 00:00 | NM | NM | NM | NM | NM | NM | NM | NM | NM | NM | Well valve closed off from SVE System. |
| SVE-13 | | 5/22/2025 | 00:00 | NM | NM | NM | NM | NM | NM | NM | NM | NM | NM | Well valve closed off from SVE System. |
| SVE-13 | | 6/19/2025 | 00:00 | NM | NM | NM | NM | NM | NM | NM | NM | NM | NM | Well valve closed off from SVE System. |
| SVE-13 | | 7/16/2025 | 00:00 | NM | NM | NM | NM | NM | NM | NM | NM | NM | NM | Well valve closed off from SVE System. |
| SVE-13 | | 8/20/2025 | 00:00 | NM | NM | NM | NM | NM | NM | NM | NM | NM | NM | Well valve closed off from SVE System. |
| SVE-13 | | 9/18/2025 | 00:00 | NM | NM | NM | NM | NM | NM | NM | NM | NM | NM | Well valve closed off from SVE System. |
| SVE-13 | | 10/22/2025 | 00:00 | NM | NM | NM | NM | NM | NM | NM | NM | NM | NM | Well valve closed off from SVE System. |
| SVE-13 | | 11/25/2025 | 00:00 | NM | NM | NM | NM | NM | NM | NM | NM | NM | NM | Well valve closed off from SVE System. |
| SVE-13 | | 12/18/2025 | 00:00 | NM | NM | NM | NM | NM | NM | NM | NM | NM | NM | Well valve closed off from SVE System. |
| SVE-14 | 423.87-433.87 (10-20) | 1/30/2025 | 00:00 | NM | NM | NM | NM | NM | NM | NM | NM | NM | NM | Well valve closed off from SVE System. |
| SVE-14 | | 2/26/2025 | 00:00 | NM | NM | NM | NM | NM | NM | NM | NM | NM | NM | Well valve closed off from SVE System. |
| SVE-14 | | 3/20/2025 | 00:00 | NM | NM | NM | NM | NM | NM | NM | NM | NM | NM | Well valve closed off from SVE System. |
| SVE-14 | | 4/22/2025 | 00:00 | NM | NM | NM | NM | NM | NM | NM | NM | NM | NM | Well valve closed off from SVE System. |
| SVE-14 | | 5/22/2025 | 00:00 | NM | NM | NM | NM | NM | NM | NM | NM | NM | NM | Well valve closed off from SVE System. |
| SVE-14 | | 6/25/2025 | 00:00 | NM | NM | NM | NM | NM | NM | NM | NM | NM | NM | Well valve closed off from SVE System. |
| SVE-14 | | 7/16/2025 | 00:00 | NM | NM | NM | NM | NM | NM | NM | NM | NM | NM | Well valve closed off from SVE System. |
| SVE-14 | | 8/20/2025 | 00:00 | NM | NM | NM | NM | NM | NM | NM | NM | NM | NM | Well valve closed off from SVE System. |
| SVE-14 | | 9/18/2025 | 00:00 | NM | NM | NM | NM | NM | NM | NM | NM | NM | NM | Well valve closed off from SVE System. |
| SVE-14 | | 10/22/2025 | 00:00 | NM | NM | NM | NM | NM | NM | NM | NM | NM | NM | Well valve closed off from SVE System. |
| SVE-14 | | 11/25/2025 | 00:00 | NM | NM | NM | NM | NM | NM | NM | NM | NM | NM | Well valve closed off from SVE System. |
| SVE-14 | | 12/18/2025 | 00:00 | NM | NM | NM | NM | NM | NM | NM | NM | NM | NM | Well valve closed off from SVE System. |

# TABLE 8
## SVE SYSTEM MONTHLY MONITORING - SVE SAMPLING DATA

| Sample ID | Well Screen Interval (elev. ft) (ft bgs) | Date | Initial Reading Time (24-Hour) | Vacuum/Pressure | Water | Fixed Gases | | | | Soil Vapor Concentrations | | | | Comments |
|---|---|---|---|---|---|---|---|---|---|---|---|---|---|---|
| | | | | Initial Reading (Inches of $H_2O$) | Depth to Water (feet btoc) | $CH_4$ (%) | LEL (%) | $CO_2$ (%) | $O_2$ (%) | PID (ppmv) | THC (ppmv) | $CH_4$ (ppmv) | PHC (ppmv) | |
| SVE-15 | 424.15-434.15 (10-20) | 1/30/2025 | 00:00 | NM | NM | NM | NM | NM | NM | NM | NM | NM | NM | Well valve closed off from SVE System. |
| SVE-15 | | 2/26/2025 | 00:00 | NM | NM | NM | NM | NM | NM | NM | NM | NM | NM | Well valve closed off from SVE System. |
| SVE-15 | | 3/20/2025 | 00:00 | NM | NM | NM | NM | NM | NM | NM | NM | NM | NM | Well valve closed off from SVE System. |
| SVE-15 | | 4/22/2025 | 00:00 | NM | NM | NM | NM | NM | NM | NM | NM | NM | NM | Well valve closed off from SVE System. |
| SVE-15 | | 5/22/2025 | 00:00 | NM | NM | NM | NM | NM | NM | NM | NM | NM | NM | Well valve closed off from SVE System. |
| SVE-15 | | 6/25/2025 | 00:00 | NM | NM | NM | NM | NM | NM | NM | NM | NM | NM | Well valve closed off from SVE System. |
| SVE-15 | | 7/16/2025 | 00:00 | NM | NM | NM | NM | NM | NM | NM | NM | NM | NM | Well valve closed off from SVE System. |
| SVE-15 | | 8/20/2025 | 00:00 | NM | NM | NM | NM | NM | NM | NM | NM | NM | NM | Well valve closed off from SVE System. |
| SVE-15 | | 9/18/2025 | 00:00 | NM | NM | NM | NM | NM | NM | NM | NM | NM | NM | Well valve closed off from SVE System. |
| SVE-15 | | 10/22/2025 | 00:00 | NM | NM | NM | NM | NM | NM | NM | NM | NM | NM | Well valve closed off from SVE System. |
| SVE-15 | | 11/25/2025 | 00:00 | NM | NM | NM | NM | NM | NM | NM | NM | NM | NM | Well valve closed off from SVE System. |
| SVE-15 | | 12/18/2025 | 00:00 | NM | NM | NM | NM | NM | NM | NM | NM | NM | NM | Well valve closed off from SVE System. |
| SVE-16 | 423.97-433.97 (10-20) | 1/30/2025 | 00:00 | NM | NM | NM | NM | NM | NM | NM | NM | NM | NM | Well valve closed off from SVE System. |
| SVE-16 | | 2/26/2025 | 00:00 | NM | NM | NM | NM | NM | NM | NM | NM | NM | NM | Well valve closed off from SVE System. |
| SVE-16 | | 3/20/2025 | 00:00 | NM | NM | NM | NM | NM | NM | NM | NM | NM | NM | Well valve closed off from SVE System. |
| SVE-16 | | 4/22/2025 | 00:00 | NM | NM | NM | NM | NM | NM | NM | NM | NM | NM | Well valve closed off from SVE System. |
| SVE-16 | | 5/22/2025 | 00:00 | NM | NM | NM | NM | NM | NM | NM | NM | NM | NM | Well valve closed off from SVE System. |
| SVE-16 | | 6/19/2025 | 00:00 | NM | NM | NM | NM | NM | NM | NM | NM | NM | NM | Well valve closed off from SVE System. |
| SVE-16 | | 7/16/2025 | 00:00 | NM | NM | NM | NM | NM | NM | NM | NM | NM | NM | Well valve closed off from SVE System. |
| SVE-16 | | 8/20/2025 | 00:00 | NM | NM | NM | NM | NM | NM | NM | NM | NM | NM | Well valve closed off from SVE System. |
| SVE-16 | | 9/18/2025 | 00:00 | NM | NM | NM | NM | NM | NM | NM | NM | NM | NM | Well valve closed off from SVE System. |
| SVE-16 | | 10/22/2025 | 00:00 | NM | NM | NM | NM | NM | NM | NM | NM | NM | NM | Well valve closed off from SVE System. |
| SVE-16 | | 11/25/2025 | 00:00 | NM | NM | NM | NM | NM | NM | NM | NM | NM | NM | Well valve closed off from SVE System. |
| SVE-16 | | 12/18/2025 | 00:00 | NM | NM | NM | NM | NM | NM | NM | NM | NM | NM | Well valve closed off from SVE System. |
| SVE-17 | 424.42-434.42 (10-20 | 1/30/2025 | 00:00 | NM | NM | NM | NM | NM | NM | NM | NM | NM | NM | Well valve closed off from SVE System. |
| SVE-17 | | 2/26/2025 | 00:00 | NM | NM | NM | NM | NM | NM | NM | NM | NM | NM | Well valve closed off from SVE System. |
| SVE-17 | | 3/20/2025 | 00:00 | NM | NM | NM | NM | NM | NM | NM | NM | NM | NM | Well valve closed off from SVE System. |
| SVE-17 | | 4/22/2025 | 00:00 | NM | NM | NM | NM | NM | NM | NM | NM | NM | NM | Well valve closed off from SVE System. |
| SVE-17 | | 5/22/2025 | 00:00 | NM | NM | NM | NM | NM | NM | NM | NM | NM | NM | Well valve closed off from SVE System. |
| SVE-17 | | 6/19/2025 | 00:00 | NM | NM | NM | NM | NM | NM | NM | NM | NM | NM | Well valve closed off from SVE System. |
| SVE-17 | | 7/16/2025 | 00:00 | NM | NM | NM | NM | NM | NM | NM | NM | NM | NM | Well valve closed off from SVE System. |
| SVE-17 | | 8/20/2025 | 00:00 | NM | NM | NM | NM | NM | NM | NM | NM | NM | NM | Well valve closed off from SVE System. |
| SVE-17 | | 9/18/2025 | 00:00 | NM | NM | NM | NM | NM | NM | NM | NM | NM | NM | Well valve closed off from SVE System. |
| SVE-17 | | 10/22/2025 | 00:00 | NM | NM | NM | NM | NM | NM | NM | NM | NM | NM | Well valve closed off from SVE System. |
| SVE-17 | | 11/25/2025 | 00:00 | NM | NM | NM | NM | NM | NM | NM | NM | NM | NM | Well valve closed off from SVE System. |
| SVE-17 | | 12/18/2025 | 00:00 | NM | NM | NM | NM | NM | NM | NM | NM | NM | NM | Well valve closed off from SVE System. |
| SVE-18 | 426.93-436.93 (8-18) | 1/30/2025 | 00:00 | NM | NM | NM | NM | NM | NM | NM | NM | NM | NM | Well valve closed off from SVE System. |
| SVE-18 | | 2/26/2025 | 00:00 | NM | NM | NM | NM | NM | NM | NM | NM | NM | NM | Well valve closed off from SVE System. |
| SVE-18 | | 3/20/2025 | 00:00 | NM | NM | NM | NM | NM | NM | NM | NM | NM | NM | Well valve closed off from SVE System. |
| SVE-18 | | 4/22/2025 | 00:00 | NM | NM | NM | NM | NM | NM | NM | NM | NM | NM | Well valve closed off from SVE System. |
| SVE-18 | | 5/22/2025 | 00:00 | NM | NM | NM | NM | NM | NM | NM | NM | NM | NM | Well valve closed off from SVE System. |
| SVE-18 | | 6/19/2025 | 00:00 | NM | NM | NM | NM | NM | NM | NM | NM | NM | NM | Well valve closed off from SVE System. |
| SVE-18 | | 7/16/2025 | 00:00 | NM | NM | NM | NM | NM | NM | NM | NM | NM | NM | Well valve closed off from SVE System. |
| SVE-18 | | 8/20/2025 | 00:00 | NM | NM | NM | NM | NM | NM | NM | NM | NM | NM | Well valve closed off from SVE System. |
| SVE-18 | | 9/18/2025 | 00:00 | NM | NM | NM | NM | NM | NM | NM | NM | NM | NM | Well valve closed off from SVE System. |
| SVE-18 | | 10/22/2025 | 00:00 | NM | NM | NM | NM | NM | NM | NM | NM | NM | NM | Well valve closed off from SVE System. |
| SVE-18 | | 11/25/2025 | 00:00 | NM | NM | NM | NM | NM | NM | NM | NM | NM | NM | Well valve closed off from SVE System. |
| SVE-18 | | 12/18/2025 | 00:00 | NM | NM | NM | NM | NM | NM | NM | NM | NM | NM | Well valve closed off from SVE System. |

# TABLE 8
## SVE SYSTEM MONTHLY MONITORING - SVE SAMPLING DATA

| Sample ID | Well Screen Interval (elev. ft) (ft bgs) | Date | Initial Reading Time (24-Hour) | Vacuum/Pressure | Water | Fixed Gases | | | | Soil Vapor Concentrations | | | | Comments |
|---|---|---|---|---|---|---|---|---|---|---|---|---|---|---|
| | | | | Initial Reading (Inches of $H_2O$) | Depth to Water (feet btoc) | $CH_4$ (%) | LEL (%) | $CO_2$ (%) | $O_2$ (%) | PID (ppmv) | THC (ppmv) | $CH_4$ (ppmv) | PHC (ppmv) | |
| SVE-19 | 423.44-433.44 (11-21) | 1/30/2025 | 00:00 | NM | NM | NM | NM | NM | NM | NM | NM | NM | NM | Well valve closed off from SVE System. |
| SVE-19 | | 2/26/2025 | 00:00 | NM | NM | NM | NM | NM | NM | NM | NM | NM | NM | Well valve closed off from SVE System. |
| SVE-19 | | 3/20/2025 | 00:00 | NM | NM | NM | NM | NM | NM | NM | NM | NM | NM | Well valve closed off from SVE System. |
| SVE-19 | | 4/22/2025 | 00:00 | NM | NM | NM | NM | NM | NM | NM | NM | NM | NM | Well valve closed off from SVE System. |
| SVE-19 | | 5/22/2025 | 00:00 | NM | NM | NM | NM | NM | NM | NM | NM | NM | NM | Well valve closed off from SVE System. |
| SVE-19 | | 6/19/2025 | 00:00 | NM | NM | NM | NM | NM | NM | NM | NM | NM | NM | Well valve closed off from SVE System. |
| SVE-19 | | 7/16/2025 | 00:00 | NM | NM | NM | NM | NM | NM | NM | NM | NM | NM | Well valve closed off from SVE System. |
| SVE-19 | | 8/20/2025 | 00:00 | NM | NM | NM | NM | NM | NM | NM | NM | NM | NM | Well valve closed off from SVE System. |
| SVE-19 | | 9/18/2025 | 00:00 | NM | NM | NM | NM | NM | NM | NM | NM | NM | NM | Well valve closed off from SVE System. |
| SVE-19 | | 10/22/2025 | 00:00 | NM | NM | NM | NM | NM | NM | NM | NM | NM | NM | Well valve closed off from SVE System. |
| SVE-19 | | 11/25/2025 | 00:00 | NM | NM | NM | NM | NM | NM | NM | NM | NM | NM | Well valve closed off from SVE System. |
| SVE-19 | | 12/18/2025 | 00:00 | NM | NM | NM | NM | NM | NM | NM | NM | NM | NM | Well valve closed off from SVE System. |
| SVE-20 | 409.67-419.67 (25-35) | 1/28/2025 | 10:48 | -28.60 | 34.60 | 32.4 | OVR | 8.8 | 9.6 | 506 | 84150 | 65010 | 19140 | |
| SVE-20 | | 2/26/2025 | 10:15 | -36.64 | NE | 38.9 | OVR | 9.5 | 8.5 | 498 | 107620 | 79540 | 28080 | |
| SVE-20 | | 3/19/2025 | 09:38 | -48.90 | NE | 43.9 | OVR | 9.3 | 8.3 | 395 | 109700 | 84560 | 25140 | |
| SVE-20 | | 4/22/2025 | 00:00 | NM | NM | NM | NM | NM | NM | NM | NM | NM | NM | Well valve closed off from SVE System. |
| SVE-20 | | 5/22/2025 | 00:00 | NM | NM | NM | NM | NM | NM | NM | NM | NM | NM | Well valve closed off from SVE System. |
| SVE-20 | | 6/19/2025 | 00:00 | NM | NM | NM | NM | NM | NM | NM | NM | NM | NM | Well valve closed off from SVE System. |
| SVE-20 | | 7/16/2025 | 00:00 | NM | NM | NM | NM | NM | NM | NM | NM | NM | NM | Well valve closed off from SVE System. |
| SVE-20 | | 8/20/2025 | 00:00 | NM | NM | NM | NM | NM | NM | NM | NM | NM | NM | Well valve closed off from SVE System. |
| SVE-20 | | 9/18/2025 | 00:00 | NM | NM | NM | NM | NM | NM | NM | NM | NM | NM | Well valve closed off from SVE System. |
| SVE-20 | | 10/22/2025 | 00:00 | NM | NM | NM | NM | NM | NM | NM | NM | NM | NM | Well valve closed off from SVE System. |
| SVE-20 | | 11/25/2025 | 00:00 | NM | NM | NM | NM | NM | NM | NM | NM | NM | NM | Well valve closed off from SVE System. |
| SVE-20 | | 12/18/2025 | 00:00 | NM | NM | NM | NM | NM | NM | NM | NM | NM | NM | Well valve closed off from SVE System. |
| SVE-21 | 408.29-418.29 (25-35) | 1/28/2025 | 13:28 | -9.40 | 34.40 | 0.0 | 0 | 0.9 | 19.9 | 0.7 | 39.4 | 39.4 | 0.0 | |
| SVE-21 | | 2/26/2025 | 14:08 | -18.03 | 34.45 | 0.0 | 0 | 0.8 | 20.0 | 1.1 | 43.1 | 38.3 | 4.8 | |
| SVE-21 | | 3/20/2025 | 11:00 | -22.80 | 34.41 | 0.0 | 0 | 0.8 | 20.0 | 1.3 | 28.3 | 26.0 | 2.3 | |
| SVE-21 | | 4/22/2025 | 00:00 | NM | NM | NM | NM | NM | NM | NM | NM | NM | NM | Well valve closed off from SVE System. |
| SVE-21 | | 5/22/2025 | 00:00 | NM | NM | NM | NM | NM | NM | NM | NM | NM | NM | Well valve closed off from SVE System. |
| SVE-21 | | 6/19/2025 | 00:00 | NM | NM | NM | NM | NM | NM | NM | NM | NM | NM | Well valve closed off from SVE System. |
| SVE-21 | | 7/16/2025 | 00:00 | NM | NM | NM | NM | NM | NM | NM | NM | NM | NM | Well valve closed off from SVE System. |
| SVE-21 | | 8/20/2025 | 00:00 | NM | NM | NM | NM | NM | NM | NM | NM | NM | NM | Well valve closed off from SVE System. |
| SVE-21 | | 9/18/2025 | 00:00 | NM | NM | NM | NM | NM | NM | NM | NM | NM | NM | Well valve closed off from SVE System. |
| SVE-21 | | 10/22/2025 | 00:00 | NM | NM | NM | NM | NM | NM | NM | NM | NM | NM | Well valve closed off from SVE System. |
| SVE-21 | | 11/25/2025 | 00:00 | NM | NM | NM | NM | NM | NM | NM | NM | NM | NM | Well valve closed off from SVE System. |
| SVE-21 | | 12/17/2025 | 10:52 | -18.00 | 35.15 | 0.0 | 0 | 0.8 | 20.1 | 10.7 | 104 | 65.9 | 38.1 | Open and connected to X-AA0, X-BG1 and X-BH2. |
| SVE-22 | 404.37-414.37 (25-35) | 1/28/2025 | 14:09 | -8.50 | 34.25 | 0.0 | 0 | 0.6 | 19.9 | 13.7 | 182 | 139 | 43.0 | |
| SVE-22 | | 2/26/2025 | 14:23 | -16.01 | 33.67 | 0.0 | 0 | 0.7 | 19.9 | 7.9 | 134 | 98.6 | 35.4 | |
| SVE-22 | | 3/20/2025 | 10:48 | -23.00 | 33.44 | 0.0 | 0 | 0.7 | 20.1 | 3.6 | 71.2 | 54.7 | 16.5 | |
| SVE-22 | | 4/22/2025 | 00:00 | NM | NM | NM | NM | NM | NM | NM | NM | NM | NM | Well valve closed off from SVE System. |
| SVE-22 | | 5/22/2025 | 00:00 | NM | NM | NM | NM | NM | NM | NM | NM | NM | NM | Well valve closed off from SVE System. |
| SVE-22 | | 6/19/2025 | 00:00 | NM | NM | NM | NM | NM | NM | NM | NM | NM | NM | Well valve closed off from SVE System. |
| SVE-22 | | 7/16/2025 | 00:00 | NM | NM | NM | NM | NM | NM | NM | NM | NM | NM | Well valve closed off from SVE System. |
| SVE-22 | | 8/20/2025 | 00:00 | NM | NM | NM | NM | NM | NM | NM | NM | NM | NM | Well valve closed off from SVE System. |
| SVE-22 | | 9/18/2025 | 00:00 | NM | NM | NM | NM | NM | NM | NM | NM | NM | NM | Well valve closed off from SVE System. |
| SVE-22 | | 10/22/2025 | 00:00 | NM | NM | NM | NM | NM | NM | NM | NM | NM | NM | Well valve closed off from SVE System. |
| SVE-22 | | 11/25/2025 | 00:00 | NM | NM | NM | NM | NM | NM | NM | NM | NM | NM | Well valve closed off from SVE System. |
| SVE-22 | | 12/17/2025 | 09:34 | -13.30 | 34.37 | 0.1 | 2 | 0.6 | 20.3 | 45.1 | 288 | 117 | 171 | Open and connected to X-AC5, X-AB4 and X-AA2. |

# TABLE 8
## SVE SYSTEM MONTHLY MONITORING - SVE SAMPLING DATA

| Sample ID | Well Screen Interval (elev. ft) (ft bgs) | Date | Initial Reading Time (24-Hour) | Vacuum/Pressure | Water | Fixed Gases | | | | Soil Vapor Concentrations | | | | Comments |
|---|---|---|---|---|---|---|---|---|---|---|---|---|---|---|
| | | | | Initial Reading (Inches of $H_2O$) | Depth to Water (feet btoc) | $CH_4$ (%) | LEL (%) | $CO_2$ (%) | $O_2$ (%) | PID (ppmv) | THC (ppmv) | $CH_4$ (ppmv) | PHC (ppmv) | |
| SVE-23 | 405.75-415.75 (15-25) | 1/30/2025 | 00:00 | NM | NM | NM | NM | NM | NM | NM | NM | NM | NM | Well valve closed off from SVE System. |
| SVE-23 | | 2/26/2025 | 00:00 | NM | NM | NM | NM | NM | NM | NM | NM | NM | NM | Well valve closed off from SVE System. |
| SVE-23 | | 3/20/2025 | 00:00 | NM | NM | NM | NM | NM | NM | NM | NM | NM | NM | Well valve closed off from SVE System. |
| SVE-23 | | 4/22/2025 | 00:00 | NM | NM | NM | NM | NM | NM | NM | NM | NM | NM | Well valve closed off from SVE System. |
| SVE-23 | | 5/22/2025 | 00:00 | NM | NM | NM | NM | NM | NM | NM | NM | NM | NM | Well valve closed off from SVE System. |
| SVE-23 | | 6/19/2025 | 00:00 | NM | NM | NM | NM | NM | NM | NM | NM | NM | NM | Well valve closed off from SVE System. |
| SVE-23 | | 7/16/2025 | 00:00 | NM | NM | NM | NM | NM | NM | NM | NM | NM | NM | Well valve closed off from SVE System. |
| SVE-23 | | 8/20/2025 | 00:00 | NM | NM | NM | NM | NM | NM | NM | NM | NM | NM | Well valve closed off from SVE System. |
| SVE-23 | | 9/18/2025 | 00:00 | NM | NM | NM | NM | NM | NM | NM | NM | NM | NM | Well valve closed off from SVE System. |
| SVE-23 | | 10/22/2025 | 00:00 | NM | NM | NM | NM | NM | NM | NM | NM | NM | NM | Well valve closed off from SVE System. |
| SVE-23 | | 11/25/2025 | 00:00 | NM | NM | NM | NM | NM | NM | NM | NM | NM | NM | Well valve closed off from SVE System. |
| SVE-23 | | 12/18/2025 | 00:00 | NM | NM | NM | NM | NM | NM | NM | NM | NM | NM | Well valve closed off from SVE System. |
| SVE-24 | 409.22-419.22 (15-25) | 1/30/2025 | 00:00 | NM | NM | NM | NM | NM | NM | NM | NM | NM | NM | Well valve closed off from SVE System. |
| SVE-24 | | 2/26/2025 | 00:00 | NM | NM | NM | NM | NM | NM | NM | NM | NM | NM | Well valve closed off from SVE System. |
| SVE-24 | | 3/20/2025 | 00:00 | NM | NM | NM | NM | NM | NM | NM | NM | NM | NM | Well valve closed off from SVE System. |
| SVE-24 | | 4/22/2025 | 00:00 | NM | NM | NM | NM | NM | NM | NM | NM | NM | NM | Well valve closed off from SVE System. |
| SVE-24 | | 5/22/2025 | 00:00 | NM | NM | NM | NM | NM | NM | NM | NM | NM | NM | Well valve closed off from SVE System. |
| SVE-24 | | 6/19/2025 | 00:00 | NM | NM | NM | NM | NM | NM | NM | NM | NM | NM | Well valve closed off from SVE System. |
| SVE-24 | | 7/16/2025 | 00:00 | NM | NM | NM | NM | NM | NM | NM | NM | NM | NM | Well valve closed off from SVE System. |
| SVE-24 | | 8/20/2025 | 00:00 | NM | NM | NM | NM | NM | NM | NM | NM | NM | NM | Well valve closed off from SVE System. |
| SVE-24 | | 9/18/2025 | 00:00 | NM | NM | NM | NM | NM | NM | NM | NM | NM | NM | Well valve closed off from SVE System. |
| SVE-24 | | 10/22/2025 | 00:00 | NM | NM | NM | NM | NM | NM | NM | NM | NM | NM | Well valve closed off from SVE System. |
| SVE-24 | | 11/25/2025 | 00:00 | NM | NM | NM | NM | NM | NM | NM | NM | NM | NM | Well valve closed off from SVE System. |
| SVE-24 | | 12/17/2025 | 08:40 | -16.70 | 25.00 | 0.7 | 14 | 3.2 | 17.2 | 332 | 3786 | 2672 | 1114 | |
| SVE-25 | 422-432 (10-20) | 1/30/2025 | 00:00 | NM | NM | NM | NM | NM | NM | NM | NM | NM | NM | Well valve closed off from SVE System. |
| SVE-25 | | 2/26/2025 | 00:00 | NM | NM | NM | NM | NM | NM | NM | NM | NM | NM | Well valve closed off from SVE System. |
| SVE-25 | | 3/20/2025 | 00:00 | NM | NM | NM | NM | NM | NM | NM | NM | NM | NM | Well valve closed off from SVE System. |
| SVE-25 | | 4/22/2025 | 00:00 | NM | NM | NM | NM | NM | NM | NM | NM | NM | NM | Well valve closed off from SVE System. |
| SVE-25 | | 5/22/2025 | 00:00 | NM | NM | NM | NM | NM | NM | NM | NM | NM | NM | Well valve closed off from SVE System. |
| SVE-25 | | 6/19/2025 | 00:00 | NM | NM | NM | NM | NM | NM | NM | NM | NM | NM | Well valve closed off from SVE System. |
| SVE-25 | | 7/16/2025 | 00:00 | NM | NM | NM | NM | NM | NM | NM | NM | NM | NM | Well valve closed off from SVE System. |
| SVE-25 | | 8/20/2025 | 00:00 | NM | NM | NM | NM | NM | NM | NM | NM | NM | NM | Well valve closed off from SVE System. |
| SVE-25 | | 9/18/2025 | 00:00 | NM | NM | NM | NM | NM | NM | NM | NM | NM | NM | Well valve closed off from SVE System. |
| SVE-25 | | 10/22/2025 | 00:00 | NM | NM | NM | NM | NM | NM | NM | NM | NM | NM | Well valve closed off from SVE System. |
| SVE-25 | | 11/25/2025 | 00:00 | NM | NM | NM | NM | NM | NM | NM | NM | NM | NM | Well valve closed off from SVE System. |
| SVE-25 | | 12/18/2025 | 00:00 | NM | NM | NM | NM | NM | NM | NM | NM | NM | NM | Well valve closed off from SVE System. |
| SVE-26 | 405.6-415.6 (20-30) | 1/30/2025 | 00:00 | NM | NM | NM | NM | NM | NM | NM | NM | NM | NM | Well valve closed off from SVE System. |
| SVE-26 | | 2/26/2025 | 00:00 | NM | NM | NM | NM | NM | NM | NM | NM | NM | NM | Well valve closed off from SVE System. |
| SVE-26 | | 3/20/2025 | 00:00 | NM | NM | NM | NM | NM | NM | NM | NM | NM | NM | Well valve closed off from SVE System. |
| SVE-26 | | 4/22/2025 | 00:00 | NM | NM | NM | NM | NM | NM | NM | NM | NM | NM | Well valve closed off from SVE System. |
| SVE-26 | | 5/22/2025 | 00:00 | NM | NM | NM | NM | NM | NM | NM | NM | NM | NM | Well valve closed off from SVE System. |
| SVE-26 | | 6/19/2025 | 00:00 | NM | NM | NM | NM | NM | NM | NM | NM | NM | NM | Well valve closed off from SVE System. |
| SVE-26 | | 7/16/2025 | 00:00 | NM | NM | NM | NM | NM | NM | NM | NM | NM | NM | Well valve closed off from SVE System. |
| SVE-26 | | 8/20/2025 | 00:00 | NM | NM | NM | NM | NM | NM | NM | NM | NM | NM | Well valve closed off from SVE System. |
| SVE-26 | | 9/18/2025 | 00:00 | NM | NM | NM | NM | NM | NM | NM | NM | NM | NM | Well valve closed off from SVE System. |
| SVE-26 | | 10/22/2025 | 00:00 | NM | NM | NM | NM | NM | NM | NM | NM | NM | NM | Well valve closed off from SVE System. |
| SVE-26 | | 11/25/2025 | 00:00 | NM | NM | NM | NM | NM | NM | NM | NM | NM | NM | Well valve closed off from SVE System. |
| SVE-26 | | 12/17/2025 | 09:00 | -17.00 | 29.60 | 0.1 | 2 | 0.5 | 20.3 | 119 | 468 | 147 | 321 | |

# TABLE 8
## SVE SYSTEM MONTHLY MONITORING - SVE SAMPLING DATA

| Sample ID | Well Screen Interval (elev. ft) (ft bgs) | Date | Initial Reading Time (24-Hour) | Vacuum/Pressure | Water | Fixed Gases | | | | Soil Vapor Concentrations | | | | Comments |
|---|---|---|---|---|---|---|---|---|---|---|---|---|---|---|
| | | | | Initial Reading (Inches of $H_2O$) | Depth to Water (feet btoc) | $CH_4$ (%) | LEL (%) | $CO_2$ (%) | $O_2$ (%) | PID (ppmv) | THC (ppmv) | $CH_4$ (ppmv) | PHC (ppmv) | |
| SVE-27 | 405.93-415.93 (20-30) | 1/30/2025 | 00:00 | NM | NM | NM | NM | NM | NM | NM | NM | NM | NM | Well valve closed off from SVE System. |
| SVE-27 | | 2/26/2025 | 00:00 | NM | NM | NM | NM | NM | NM | NM | NM | NM | NM | Well valve closed off from SVE System. |
| SVE-27 | | 3/20/2025 | 00:00 | NM | NM | NM | NM | NM | NM | NM | NM | NM | NM | Well valve closed off from SVE System. |
| SVE-27 | | 4/22/2025 | 00:00 | NM | NM | NM | NM | NM | NM | NM | NM | NM | NM | Well valve closed off from SVE System. |
| SVE-27 | | 5/22/2025 | 00:00 | NM | NM | NM | NM | NM | NM | NM | NM | NM | NM | Well valve closed off from SVE System. |
| SVE-27 | | 6/19/2025 | 00:00 | NM | NM | NM | NM | NM | NM | NM | NM | NM | NM | Well valve closed off from SVE System. |
| SVE-27 | | 7/16/2025 | 00:00 | NM | NM | NM | NM | NM | NM | NM | NM | NM | NM | Well valve closed off from SVE System. |
| SVE-27 | | 8/20/2025 | 00:00 | NM | NM | NM | NM | NM | NM | NM | NM | NM | NM | Well valve closed off from SVE System. |
| SVE-27 | | 9/18/2025 | 00:00 | NM | NM | NM | NM | NM | NM | NM | NM | NM | NM | Well valve closed off from SVE System. |
| SVE-27 | | 10/22/2025 | 00:00 | NM | NM | NM | NM | NM | NM | NM | NM | NM | NM | Well valve closed off from SVE System. |
| SVE-27 | | 11/25/2025 | 00:00 | NM | NM | NM | NM | NM | NM | NM | NM | NM | NM | Well valve closed off from SVE System. |
| SVE-27 | | 12/17/2025 | 09:15 | -29.20 | 26.98 | 0.7 | 14 | 3.6 | 15.8 | 328 | 4259 | 3269 | 990 | |
| SVE-28 | 392.94-402.94 (41-51) | 1/28/2025 | 11:42 | -13.00 | 44.80 | 0.1 | 2 | 1.5 | 19.3 | 9.7 | 318 | 186 | 132 | |
| SVE-28 | | 2/26/2025 | 10:54 | -15.13 | 44.87 | 0.2 | 4 | 1.5 | 19.4 | 20.2 | 351 | 112 | 239 | |
| SVE-28 | | 3/19/2025 | 10:52 | -20.73 | 44.71 | 0.2 | 4 | 1.5 | 19.1 | 22.3 | 418 | 130 | 288 | |
| SVE-28 | | 4/21/2025 | 10:15 | -8.20 | 46.42 | 1.8 | 36 | 0.1 | 20.8 | 68.3 | 5808 | 4044 | 1764 | |
| SVE-28 | | 5/21/2025 | 10:51 | -11.12 | 45.62 | 0.6 | 12 | 1.5 | 18.6 | 40.2 | 1659 | 962 | 697 | |
| SVE-28 | | 6/19/2025 | 11:34 | -17.1 | 45.00 | 0.8 | 16 | 1.4 | 18.5 | 61.8 | 2603 | 1611 | 992 | |
| SVE-28 | | 7/16/2025 | 10:20 | -19.9 | 44.41 | 0.8 | 16 | 1.6 | 18.4 | 88.9 | 1973 | 954 | 1019 | |
| SVE-28 | | 8/20/2025 | 10:48 | -56.2 | 42.30 | 0.8 | 16 | 1.4 | 18.5 | 78.6 | 1877 | 794 | 1083 | |
| SVE-28 | | 9/17/2025 | 10:41 | -71.0 | 42.70 | 0.1 | 2 | 0.7 | 20.0 | 8.4 | 350 | 254 | 96.0 | |
| SVE-28 | | 10/22/2025 | 10:01 | -75.80 | 41.77 | 0.1 | 2 | 0.6 | 20.1 | 8.7 | 345 | 208 | 137 | |
| SVE-28 | | 11/24/2025 | 10:53 | -30.10 | 43.74 | 1.0 | 20 | 1.3 | 19.3 | 42.6 | 3728 | 2537 | 1191 | |
| SVE-28 | | 12/17/2025 | 10:15 | -5.72 | 44.39 | 0.4 | 8 | 1.4 | 18.6 | 16.2 | 1210 | 822 | 388 | |
| SVE-29 | 412.93-422.93 (21-31) | 1/30/2025 | 00:00 | NM | NM | NM | NM | NM | NM | NM | NM | NM | NM | Well valve closed off from SVE System. |
| SVE-29 | | 2/26/2025 | 00:00 | NM | NM | NM | NM | NM | NM | NM | NM | NM | NM | Well valve closed off from SVE System. |
| SVE-29 | | 3/20/2025 | 00:00 | NM | NM | NM | NM | NM | NM | NM | NM | NM | NM | Well valve closed off from SVE System. |
| SVE-29 | | 4/22/2025 | 00:00 | NM | NM | NM | NM | NM | NM | NM | NM | NM | NM | Well valve closed off from SVE System. |
| SVE-29 | | 5/20/2025 | 11:06 | 0.00 | 33.78 | NM | NM | NM | NM | NM | NM | NM | NM | Well valve closed off from SVE System. |
| SVE-29 | | 6/17/2025 | 11:40 | 0.00 | 33.81 | NM | NM | NM | NM | NM | NM | NM | NM | Well valve closed off from SVE System. |
| SVE-29 | | 7/16/2025 | 00:00 | NM | NM | NM | NM | NM | NM | NM | NM | NM | NM | Well valve closed off from SVE System. |
| SVE-29 | | 8/19/2025 | 11:51 | -0.004 | 33.81 | NM | NM | NM | NM | NM | NM | NM | NM | Well valve closed off from SVE System. |
| SVE-29 | | 9/16/2025 | 11:16 | 0.00 | 33.81 | NM | NM | NM | NM | NM | NM | NM | NM | Well valve closed off from SVE System. |
| SVE-29 | | 10/22/2025 | 00:00 | NM | 33.85 | NM | NM | NM | NM | NM | NM | NM | NM | Well valve closed off from SVE System. |
| SVE-29 | | 11/25/2025 | 00:00 | NM | 33.91 | NM | NM | NM | NM | NM | NM | NM | NM | Well valve closed off from SVE System. |
| SVE-29 | | 12/18/2025 | 00:00 | NM | 33.95 | NM | NM | NM | NM | NM | NM | NM | NM | Well valve closed off from SVE System. |
| SVE-30 | 407.67-417.67 (25-35) | 1/28/2025 | 11:33 | -46.90 | 32.90 | 26.3 | OVR | 6.3 | 11.9 | 416 | 49160 | 34500 | 14660 | |
| SVE-30 | | 2/26/2025 | 10:47 | -41.51 | NE | 32.7 | OVR | 6.5 | 11.5 | 635 | 44850 | 32740 | 12110 | |
| SVE-30 | | 3/19/2025 | 10:43 | -57.80 | 32.50 | 43.8 | OVR | 6.6 | 11.1 | 633 | 48620 | 35970 | 12650 | |
| SVE-30 | | 4/21/2025 | 10:06 | -43.01 | 34.15 | 42.5 | OVR | 7.0 | 10.6 | 529 | 68570 | 41960 | 26610 | |
| SVE-30 | | 5/21/2025 | 10:42 | -42.41 | 32.51 | 46.3 | OVR | 6.2 | 11.3 | 672 | 77450 | 52520 | 24930 | |
| SVE-30 | | 6/19/2025 | 11:25 | -65.5 | 30.05 | 59.2 | OVR | 6.8 | 9.6 | 689 | 55480 | 50300 | 5180 | |
| SVE-30 | | 7/16/2025 | 10:13 | -59.6 | 31.20 | 66.4 | OVR | 7.1 | 9.2 | 886 | 64210 | 37170 | 27040 | |
| SVE-30 | | 8/20/2025 | 10:34 | -66.4 | 31.30 | 53.5 | OVR | 7.5 | 8.7 | 919 | 67990 | 45690 | 22300 | |
| SVE-30 | | 9/17/2025 | 10:33 | -72.1 | 29.09 | 64.1 | OVR | 7.6 | 8.7 | 817 | 67630 | 46420 | 21210 | |
| SVE-30 | | 10/22/2025 | 09:52 | -76.60 | 29.10 | 46.2 | OVR | 7.1 | 9.5 | 642 | 70910 | 50950 | 19960 | |
| SVE-30 | | 11/24/2025 | 10:42 | -59.20 | 30.47 | 32.3 | OVR | 7.3 | 9.5 | 446 | 53960 | 39020 | 14940 | |
| SVE-30 | | 12/17/2025 | 10:43 | -10.81 | NE | 86.9 | OVR | 8.4 | 6.7 | 438 | 125650 | 87190 | 38460 | |

SEE LAST PAGE OF TABLE FOR NOTES

# TABLE 8
## SVE SYSTEM MONTHLY MONITORING - SVE SAMPLING DATA

| Sample ID | Well Screen Interval (elev. ft) (ft bgs) | Date | Initial Reading Time (24-Hour) | Vacuum/Pressure | Water | Fixed Gases | | | | Soil Vapor Concentrations | | | | Comments |
|---|---|---|---|---|---|---|---|---|---|---|---|---|---|---|
| | | | | Initial Reading (Inches of $H_2O$) | Depth to Water (feet btoc) | $CH_4$ (%) | LEL (%) | $CO_2$ (%) | $O_2$ (%) | PID (ppmv) | THC (ppmv) | $CH_4$ (ppmv) | PHC (ppmv) | |
| SVE-31 | 407.81-417.81 (25-35) | 1/28/2025 | 11:21 | -47.20 | 33.50 | 3.2 | 64 | 3.2 | 16.0 | 553 | 7418 | 3524 | 3894 | |
| SVE-31 | | 2/26/2025 | 10:39 | -41.47 | NE | 5.3 | OVR | 3.7 | 15.1 | 524 | 9642 | 4508 | 5134 | |
| SVE-31 | | 3/19/2025 | 10:34 | -58.10 | 34.17 | 4.9 | 98 | 3.8 | 15.0 | 596 | 10162 | 5043 | 5119 | |
| SVE-31 | | 4/21/2025 | 09:55 | -43.0 | 34.46 | 5.2 | OVR | 4.1 | 14.4 | 546 | 10676 | 4916 | 5760 | |
| SVE-31 | | 5/21/2025 | 10:34 | -42.65 | 33.78 | 5.2 | OVR | 3.4 | 15.1 | 411 | 10268 | 5066 | 5202 | |
| SVE-31 | | 6/19/2025 | 11:16 | -65.4 | 33.81 | 5.8 | OVR | 4.0 | 13.7 | 453 | 12277 | 6467 | 5810 | |
| SVE-31 | | 7/16/2025 | 10:03 | -60.0 | 34.48 | 7.4 | OVR | 4.1 | 14.6 | 611 | 12855 | 7196 | 5659 | |
| SVE-31 | | 8/20/2025 | 10:24 | -66.4 | 30.35 | 5.1 | OVR | 3.6 | 15.4 | 462 | 10493 | 5327 | 5166 | |
| SVE-31 | | 9/17/2025 | 10:24 | -72.4 | 31.30 | 7.0 | OVR | 4.3 | 14.5 | 582 | 12405 | 6981 | 5424 | |
| SVE-31 | | 10/22/2025 | 09:43 | -76.70 | 34.55 | 5.4 | OVR | 4.2 | 14.6 | 468 | 11084 | 5545 | 5539 | |
| SVE-31 | | 11/24/2025 | 10:34 | -59.00 | 32.81 | 3.2 | 64 | 3.3 | 16.5 | 366 | 8987 | 4576 | 4411 | |
| SVE-31 | | 12/17/2025 | 10:35 | -10.83 | 35.70 | 2.2 | 44 | 4.0 | 15.2 | 318 | 5256 | 2520 | 2736 | |
| SVE-32 | 408.63-418.63 (25-35) | 1/28/2025 | 11:10 | -47.50 | NE | OVR | OVR | 9.5 | 8.8 | 387 | 231640 | 158440 | 73200 | |
| SVE-32 | | 2/26/2025 | 10:31 | -41.67 | NE | 85.5 | OVR | 11.5 | 3.1 | 193 | 223760 | 166210 | 57550 | |
| SVE-32 | | 3/19/2025 | 10:00 | -58.60 | 34.26 | 85.9 | OVR | 11.5 | 2.4 | 152 | 267420 | 178820 | 88600 | |
| SVE-32 | | 4/21/2025 | 09:46 | -43.21 | 34.47 | 85.7 | OVR | 12.3 | 2.0 | 153 | 254320 | 163610 | 90710 | |
| SVE-32 | | 5/21/2025 | 10:25 | -42.80 | 32.51 | 86.5 | OVR | 11.5 | 2.0 | 316 | 268410 | 174250 | 94160 | |
| SVE-32 | | 6/19/2025 | 11:07 | -65.6 | 30.05 | OVR | OVR | 11.4 | 2.6 | 392 | 552620 | 258460 | 294160 | |
| SVE-32 | | 7/16/2025 | 09:54 | -60.2 | NE | OVR | OVR | 10.3 | 3.8 | 503.0 | 284610 | 142240 | 142370 | |
| SVE-32 | | 8/20/2025 | 10:13 | -66.5 | 32.08 | OVR | OVR | 10.9 | 4.0 | 673.0 | 373350 | 218170 | 155180 | |
| SVE-32 | | 9/17/2025 | 10:14 | -72.4 | 30.50 | OVR | OVR | 11.0 | 4.0 | 653.0 | 368440 | 226420 | 142020 | |
| SVE-32 | | 10/22/2025 | 09:33 | -77.10 | 34.00 | OVR | OVR | 11.0 | 4.3 | 510 | 322370 | 214730 | 107640 | |
| SVE-32 | | 11/24/2025 | 10:26 | -59.10 | 32.86 | OVR | OVR | 9.8 | 6.7 | 423 | 177390 | 150930 | 26460 | |
| SVE-32 | | 12/17/2025 | 10:08 | -11.01 | 36.24 | OVR | OVR | 10.9 | 4.4 | 521 | 166570 | 130170 | 36400 | |
| SVE-33 | 408.46-418.46 (25-35) | 1/28/2025 | 11:01 | -48.10 | NE | 20.8 | OVR | 8.1 | 10.2 | 286 | 50100 | 37460 | 12640 | |
| SVE-33 | | 2/26/2025 | 10:23 | -41.92 | NE | 24.0 | OVR | 8.5 | 9.3 | 374 | 57760 | 48150 | 9610 | |
| SVE-33 | | 3/19/2025 | 09:51 | -58.90 | NE | 31.8 | OVR | 8.8 | 8.5 | 486 | 53660 | 47540 | 6120 | |
| SVE-33 | | 4/21/2025 | 09:36 | -43.2 | 34.76 | 27.9 | OVR | 8.6 | 8.7 | 521 | 59350 | 46130 | 13220 | |
| SVE-33 | | 5/21/2025 | 10:17 | -42.84 | 35.56 | 47.2 | OVR | 8.6 | 8.6 | 635 | 66570 | 50034 | 16536 | |
| SVE-33 | | 6/20/2025 | 08:18 | -67.8 | NE | 27.1 | OVR | 8.4 | 9.3 | 536 | 61610 | 36020 | 25590 | |
| SVE-33 | | 7/16/2025 | 09:44 | -60.3 | NE | 26.4 | OVR | 8.1 | 9.0 | 568.0 | 52930 | 47820 | 5110 | |
| SVE-33 | | 8/20/2025 | 09:58 | -66.8 | 31.45 | 32.7 | OVR | 8.1 | 9.0 | 685 | 73390 | 55510 | 17880 | |
| SVE-33 | | 9/17/2025 | 10:02 | -72.5 | 23.14 | 4.6 | 92 | 8.2 | 9.2 | 276 | 22540 | 18960 | 3580 | |
| SVE-33 | | 10/22/2025 | 09:20 | -77.40 | 27.20 | 10.2 | OVR | 8.4 | 9.2 | 389 | 37080 | 27340 | 9740 | |
| SVE-33 | | 11/24/2025 | 10:17 | -60.10 | 34.62 | 19.1 | OVR | 8.5 | 9.1 | 317 | 56580 | 45370 | 11210 | |
| SVE-33 | | 12/17/2025 | 09:58 | -10.95 | 34.98 | 42.9 | OVR | 9.5 | 7.8 | 468 | 107380 | 75350 | 32030 | |
| SVE-34 | 398.76-418.76 (25-45) | 1/30/2025 | 00:00 | NM | NM | NM | NM | NM | NM | NM | NM | NM | NM | Well valve closed off from SVE System. |
| SVE-34 | | 2/26/2025 | 00:00 | NM | NM | NM | NM | NM | NM | NM | NM | NM | NM | Well valve closed off from SVE System. |
| SVE-34 | | 3/20/2025 | 00:00 | NM | NM | NM | NM | NM | NM | NM | NM | NM | NM | Well valve closed off from SVE System. |
| SVE-34 | | 4/22/2025 | 00:00 | NM | NM | NM | NM | NM | NM | NM | NM | NM | NM | Well valve closed off from SVE System. |
| SVE-34 | | 5/22/2025 | 00:00 | NM | NM | NM | NM | NM | NM | NM | NM | NM | NM | Well valve closed off from SVE System. |
| SVE-34 | | 6/19/2025 | 00:00 | NM | NM | NM | NM | NM | NM | NM | NM | NM | NM | Well valve closed off from SVE System. |
| SVE-34 | | 7/16/2025 | 00:00 | NM | NM | NM | NM | NM | NM | NM | NM | NM | NM | Well valve closed off from SVE System. |
| SVE-34 | | 8/20/2025 | 00:00 | NM | NM | NM | NM | NM | NM | NM | NM | NM | NM | Well valve closed off from SVE System. |
| SVE-34 | | 9/18/2025 | 00:00 | NM | NM | NM | NM | NM | NM | NM | NM | NM | NM | Well valve closed off from SVE System. |
| SVE-34 | | 10/22/2025 | 00:00 | NM | NM | NM | NM | NM | NM | NM | NM | NM | NM | Well valve closed off from SVE System. |
| SVE-34 | | 11/25/2025 | 00:00 | NM | NM | NM | NM | NM | NM | NM | NM | NM | NM | Well valve closed off from SVE System. |
| SVE-34 | | 12/18/2025 | 00:00 | NM | NM | NM | NM | NM | NM | NM | NM | NM | NM | Well valve closed off from SVE System. |

# TABLE 8
## SVE SYSTEM MONTHLY MONITORING - SVE SAMPLING DATA

| Sample ID | Well Screen Interval (elev. ft) (ft bgs) | Date | Initial Reading Time (24-Hour) | Vacuum/Pressure | Water | Fixed Gases | | | | Soil Vapor Concentrations | | | | Comments |
|---|---|---|---|---|---|---|---|---|---|---|---|---|---|---|
| | | | | Initial Reading (Inches of $H_2O$) | Depth to Water (feet btoc) | $CH_4$ (%) | LEL (%) | $CO_2$ (%) | $O_2$ (%) | PID (ppmv) | THC (ppmv) | $CH_4$ (ppmv) | PHC (ppmv) | |
| SVE-35 | 402.84-412.84 (31-41) | 1/30/2025 | 00:00 | NM | NM | NM | NM | NM | NM | NM | NM | NM | NM | Well valve closed off from SVE System. |
| SVE-35 | | 2/26/2025 | 00:00 | NM | NM | NM | NM | NM | NM | NM | NM | NM | NM | Well valve closed off from SVE System. |
| SVE-35 | | 3/20/2025 | 00:00 | NM | NM | NM | NM | NM | NM | NM | NM | NM | NM | Well valve closed off from SVE System. |
| SVE-35 | | 4/22/2025 | 00:00 | NM | NM | NM | NM | NM | NM | NM | NM | NM | NM | Well valve closed off from SVE System. |
| SVE-35 | | 5/22/2025 | 00:00 | NM | NM | NM | NM | NM | NM | NM | NM | NM | NM | Well valve closed off from SVE System. |
| SVE-35 | | 6/19/2025 | 00:00 | NM | NM | NM | NM | NM | NM | NM | NM | NM | NM | Well valve closed off from SVE System. |
| SVE-35 | | 7/16/2025 | 00:00 | NM | NM | NM | NM | NM | NM | NM | NM | NM | NM | Well valve closed off from SVE System. |
| SVE-35 | | 8/20/2025 | 00:00 | NM | NM | NM | NM | NM | NM | NM | NM | NM | NM | Well valve closed off from SVE System. |
| SVE-35 | | 9/18/2025 | 00:00 | NM | NM | NM | NM | NM | NM | NM | NM | NM | NM | Well valve closed off from SVE System. |
| SVE-35 | | 10/22/2025 | 00:00 | NM | NM | NM | NM | NM | NM | NM | NM | NM | NM | Well valve closed off from SVE System. |
| SVE-35 | | 11/25/2025 | 00:00 | NM | NM | NM | NM | NM | NM | NM | NM | NM | NM | Well valve closed off from SVE System. |
| SVE-35 | | 12/18/2025 | 00:00 | NM | NM | NM | NM | NM | NM | NM | NM | NM | NM | Well valve closed off from SVE System. |
| SVE-36 | 423.65-433.65 (10-20) | 1/30/2025 | 00:00 | NM | NM | NM | NM | NM | NM | NM | NM | NM | NM | Well valve closed off from SVE System. |
| SVE-36 | | 2/26/2025 | 00:00 | NM | NM | NM | NM | NM | NM | NM | NM | NM | NM | Well valve closed off from SVE System. |
| SVE-36 | | 3/20/2025 | 00:00 | NM | NM | NM | NM | NM | NM | NM | NM | NM | NM | Well valve closed off from SVE System. |
| SVE-36 | | 4/22/2025 | 00:00 | NM | NM | NM | NM | NM | NM | NM | NM | NM | NM | Well valve closed off from SVE System. |
| SVE-36 | | 5/22/2025 | 00:00 | NM | NM | NM | NM | NM | NM | NM | NM | NM | NM | Well valve closed off from SVE System. |
| SVE-36 | | 6/19/2025 | 00:00 | NM | NM | NM | NM | NM | NM | NM | NM | NM | NM | Well valve closed off from SVE System. |
| SVE-36 | | 7/16/2025 | 00:00 | NM | NM | NM | NM | NM | NM | NM | NM | NM | NM | Well valve closed off from SVE System. |
| SVE-36 | | 8/20/2025 | 00:00 | NM | NM | NM | NM | NM | NM | NM | NM | NM | NM | Well valve closed off from SVE System. |
| SVE-36 | | 9/18/2025 | 00:00 | NM | NM | NM | NM | NM | NM | NM | NM | NM | NM | Well valve closed off from SVE System. |
| SVE-36 | | 10/22/2025 | 00:00 | NM | NM | NM | NM | NM | NM | NM | NM | NM | NM | Well valve closed off from SVE System. |
| SVE-36 | | 11/25/2025 | 00:00 | NM | NM | NM | NM | NM | NM | NM | NM | NM | NM | Well valve closed off from SVE System. |
| SVE-36 | | 12/17/2025 | 10:54 | -55.43 | 22.52 | 5.7 | OVR | 3.2 | 16.8 | 208 | 26063 | 23648 | 2415 | |
| SVE-37 | 409-419 (25-35) | 1/28/2025 | 11:55 | -33.10 | 31.41 | 1.3 | 26 | 2.3 | 18.1 | 87.9 | 4950 | 3624 | 1326 | |
| SVE-37 | | 2/26/2025 | 11:02 | -32.34 | NE | 1.6 | 32 | 2.2 | 18.1 | 119 | 4826 | 3309 | 1517 | |
| SVE-37 | | 3/19/2025 | 11:00 | -52.20 | 30.68 | 2.1 | 42 | 2.1 | 18.2 | 149 | 6802 | 4813 | 1989 | |
| SVE-37 | | 4/21/2025 | 10:25 | -31.19 | 32.00 | 1.4 | 28 | 2.1 | 17.9 | 117 | 4315 | 2873 | 1442 | |
| SVE-37 | | 5/21/2025 | 10:58 | -33.58 | 32.12 | 1.9 | 38 | 2.1 | 17.6 | 96.2 | 5512 | 3675 | 1837 | |
| SVE-37 | | 6/19/2025 | 11:42 | -49.3 | 29.35 | 1.8 | 36 | 2.0 | 17.6 | 108 | 5049 | 3810 | 1239 | |
| SVE-37 | | 7/16/2025 | 10:30 | -46.3 | 31.98 | 2.1 | 42 | 2.3 | 17.3 | 164 | 6139 | 4172 | 1967 | |
| SVE-37 | | 8/20/2025 | 10:57 | -52.4 | 30.35 | 1.5 | 30 | 2.2 | 17.8 | 123 | 4858 | 3206 | 1652 | |
| SVE-37 | | 9/17/2025 | 10:50 | -56.4 | 29.02 | 1.6 | 32 | 2.7 | 17.3 | 124 | 4905 | 3419 | 1486 | |
| SVE-37 | | 10/22/2025 | 10:10 | -59.70 | 29.96 | 1.3 | 26 | 2.5 | 17.5 | 75.6 | 4532 | 3263 | 1269 | |
| SVE-37 | | 11/24/2025 | 11:03 | -42.80 | 30.18 | 1.2 | 24 | 2.6 | 17.6 | 73.5 | 4467 | 3151 | 1316 | |
| SVE-37 | | 12/17/2025 | 10:23 | -10.05 | 33.98 | 0.8 | 16 | 2.9 | 16.8 | 46.2 | 2179 | 1412 | 767 | |
| SVE-38 | 409-419 (25-35) | 1/30/2025 | 00:00 | NM | NM | NM | NM | NM | NM | NM | NM | NM | NM | Well valve closed off from SVE System. |
| SVE-38 | | 2/26/2025 | 00:00 | NM | NM | NM | NM | NM | NM | NM | NM | NM | NM | Well valve closed off from SVE System. |
| SVE-38 | | 3/20/2025 | 00:00 | NM | NM | NM | NM | NM | NM | NM | NM | NM | NM | Well valve closed off from SVE System. |
| SVE-38 | | 4/22/2025 | 00:00 | NM | NM | NM | NM | NM | NM | NM | NM | NM | NM | Well valve closed off from SVE System. |
| SVE-38 | | 5/22/2025 | 00:00 | NM | NM | NM | NM | NM | NM | NM | NM | NM | NM | Well valve closed off from SVE System. |
| SVE-38 | | 6/19/2025 | 00:00 | NM | NM | NM | NM | NM | NM | NM | NM | NM | NM | Well valve closed off from SVE System. |
| SVE-38 | | 7/16/2025 | 00:00 | NM | NM | NM | NM | NM | NM | NM | NM | NM | NM | Well valve closed off from SVE System. |
| SVE-38 | | 8/20/2025 | 00:00 | NM | NM | NM | NM | NM | NM | NM | NM | NM | NM | Well valve closed off from SVE System. |
| SVE-38 | | 9/18/2025 | 00:00 | NM | NM | NM | NM | NM | NM | NM | NM | NM | NM | Well valve closed off from SVE System. |
| SVE-38 | | 10/22/2025 | 00:00 | NM | NM | NM | NM | NM | NM | NM | NM | NM | NM | Well valve closed off from SVE System. |
| SVE-38 | | 11/25/2025 | 00:00 | NM | NM | NM | NM | NM | NM | NM | NM | NM | NM | Well valve closed off from SVE System. |
| SVE-38 | | 12/18/2025 | 00:00 | NM | NM | NM | NM | NM | NM | NM | NM | NM | NM | Well valve closed off from SVE System. |

# TABLE 8
## SVE SYSTEM MONTHLY MONITORING - SVE SAMPLING DATA

| Sample ID | Well Screen Interval (elev. ft) (ft bgs) | Date | Initial Reading Time (24-Hour) | Vacuum/Pressure | Water | Fixed Gases | | | | Soil Vapor Concentrations | | | | Comments |
|---|---|---|---|---|---|---|---|---|---|---|---|---|---|---|
| | | | | Initial Reading (Inches of $H_2O$) | Depth to Water (feet btoc) | $CH_4$ (%) | LEL (%) | $CO_2$ (%) | $O_2$ (%) | PID (ppmv) | THC (ppmv) | $CH_4$ (ppmv) | PHC (ppmv) | |
| SVE-39 | 409.5-419.5 (25-35) | 1/28/2025 | 13:50 | -33.50 | 28.65 | 2.2 | 44 | 4.2 | 14.9 | 77.5 | 10575 | 9206 | 1369 | |
| SVE-39 | | 2/26/2025 | 13:08 | -26.35 | 30.22 | 4.3 | 86 | 4.7 | 14.3 | 197 | 16082 | 12841 | 3241 | |
| SVE-39 | | 3/19/2025 | 12:51 | -51.30 | 26.23 | 3.2 | 64 | 4.5 | 14.2 | 179 | 11672 | 10379 | 1293 | |
| SVE-39 | | 4/21/2025 | 11:56 | -30.70 | 30.40 | 5.1 | OVR | 4.5 | 14.1 | 231 | 14681 | 12187 | 2494 | |
| SVE-39 | | 5/21/2025 | 11:55 | -32.72 | 29.98 | 5.5 | OVR | 4.2 | 14.3 | 158 | 18027 | 15478 | 2549 | |
| SVE-39 | | 6/19/2025 | 13:21 | -48.5 | 29.44 | 4.7 | 94 | 4.1 | 14.3 | 161 | 15894 | 14231 | 1663 | |
| SVE-39 | | 7/16/2025 | 13:02 | -42.45 | 29.38 | 6.1 | OVR | 4.5 | 13.7 | 242 | 15821 | 15133 | 688 | |
| SVE-39 | | 8/20/2025 | 13:15 | -51.2 | 30.34 | 5.1 | OVR | 4.7 | 13.6 | 174 | 14725 | 13751 | 974 | |
| SVE-39 | | 9/17/2025 | 08:05 | -57.2 | 30.45 | 3.1 | 62 | 4.9 | 13.7 | 175 | 10692 | 9332 | 1360 | |
| SVE-39 | | 10/23/2025 | 09:33 | -58.20 | 30.06 | 2.1 | 42 | 4.7 | 14.2 | 89.2 | 9311 | 8123 | 1188 | |
| SVE-39 | | 11/24/2025 | 11:45 | -39.86 | 26.97 | 1.4 | 28 | 4.8 | 14.1 | 79.3 | 6036 | 4914 | 1122 | |
| SVE-39 | | 12/17/2025 | 11:50 | -9.87 | 30.73 | 2.8 | 56 | 5.4 | 12.7 | 92.7 | 13460 | 10970 | 2490 | |
| SVE-40 | 409-419 (25-35) | 1/30/2025 | 00:00 | NM | NM | NM | NM | NM | NM | NM | NM | NM | NM | Well valve closed off from SVE System. |
| SVE-40 | | 2/26/2025 | 00:00 | NM | NM | NM | NM | NM | NM | NM | NM | NM | NM | Well valve closed off from SVE System. |
| SVE-40 | | 3/20/2025 | 00:00 | NM | NM | NM | NM | NM | NM | NM | NM | NM | NM | Well valve closed off from SVE System. |
| SVE-40 | | 4/22/2025 | 00:00 | NM | NM | NM | NM | NM | NM | NM | NM | NM | NM | Well valve closed off from SVE System. |
| SVE-40 | | 5/22/2025 | 00:00 | NM | NM | NM | NM | NM | NM | NM | NM | NM | NM | Well valve closed off from SVE System. |
| SVE-40 | | 6/19/2025 | 00:00 | NM | NM | NM | NM | NM | NM | NM | NM | NM | NM | Well valve closed off from SVE System. |
| SVE-40 | | 7/16/2025 | 00:00 | NM | NM | NM | NM | NM | NM | NM | NM | NM | NM | Well valve closed off from SVE System. |
| SVE-40 | | 8/20/2025 | 00:00 | NM | NM | NM | NM | NM | NM | NM | NM | NM | NM | Well valve closed off from SVE System. |
| SVE-40 | | 9/18/2025 | 00:00 | NM | NM | NM | NM | NM | NM | NM | NM | NM | NM | Well valve closed off from SVE System. |
| SVE-40 | | 10/22/2025 | 00:00 | NM | NM | NM | NM | NM | NM | NM | NM | NM | NM | Well valve closed off from SVE System. |
| SVE-40 | | 11/25/2025 | 00:00 | NM | NM | NM | NM | NM | NM | NM | NM | NM | NM | Well valve closed off from SVE System. |
| SVE-40 | | 12/18/2025 | 00:00 | NM | NM | NM | NM | NM | NM | NM | NM | NM | NM | Well valve closed off from SVE System. |
| SVE-41 | 413-423 (20-30) | 1/30/2025 | 00:00 | NM | NM | NM | NM | NM | NM | NM | NM | NM | NM | Well valve closed off from SVE System. |
| SVE-41 | | 2/26/2025 | 00:00 | NM | NM | NM | NM | NM | NM | NM | NM | NM | NM | Well valve closed off from SVE System. |
| SVE-41 | | 3/20/2025 | 00:00 | NM | NM | NM | NM | NM | NM | NM | NM | NM | NM | Well valve closed off from SVE System. |
| SVE-41 | | 4/21/2025 | 12:05 | -32.95 | 25.02 | 0.0 | 0 | 2.4 | 18.2 | 0.0 | 4.7 | 0.6 | 4.1 | |
| SVE-41 | | 5/21/2025 | 12:05 | -32.38 | 23.85 | 0.6 | 12 | 1.9 | 17.8 | 59.1 | 1968 | 1300 | 668 | |
| SVE-41 | | 6/19/2025 | 13:35 | -47.5 | 22.65 | 2.1 | 42 | 2.1 | 17.6 | 197 | 5999 | 3686 | 2313 | |
| SVE-41 | | 7/16/2025 | 13:16 | -41.84 | 23.58 | 1.9 | 38 | 2.6 | 17.2 | 271 | 5054 | 2822 | 2232 | |
| SVE-41 | | 8/20/2025 | 13:33 | -50.5 | 21.18 | 1.8 | 36 | 2.4 | 17.2 | 222.0 | 4903 | 2696 | 2207 | |
| SVE-41 | | 9/17/2025 | 08:19 | -56.0 | 21.23 | 1.2 | 24 | 2.3 | 17.7 | 244 | 3226 | 1611 | 1615 | |
| SVE-41 | | 10/23/2025 | 09:43 | -59.90 | 21.60 | 0.9 | 18 | 2.0 | 18.3 | 153 | 2222 | 867 | 1355 | |
| SVE-41 | | 11/24/2025 | 11:57 | -41.30 | 23.45 | 0.8 | 16 | 2.0 | 18.0 | 156 | 1932 | 689 | 1243 | |
| SVE-41 | | 12/17/2025 | 12:02 | -10.07 | 26.51 | 0.4 | 8 | 2.2 | 17.7 | 65.3 | 621 | 48.9 | 572 | |
| SVE-42 | 407.08-417.08 (25-35) | 1/29/2025 | 08:59 | 0.00 | 34.75 | NM | NM | NM | NM | NM | NM | NM | NM | Well valve closed off from SVE System. |
| SVE-42 | | 2/26/2025 | 13:24 | 0.00 | NE | NM | NM | NM | NM | NM | NM | NM | NM | Well valve closed off from SVE System. |
| SVE-42 | | 3/19/2025 | 13:03 | 0.00 | 34.75 | NM | NM | NM | NM | NM | NM | NM | NM | Well valve closed off from SVE System. |
| SVE-42 | | 4/21/2025 | 13:07 | 0.00 | 34.79 | NM | NM | NM | NM | NM | NM | NM | NM | Well valve closed off from SVE System. |
| SVE-42 | | 5/20/2025 | 08:54 | 0.00 | 34.81 | NM | NM | NM | NM | NM | NM | NM | NM | Well valve closed off from SVE System. |
| SVE-42 | | 6/17/2025 | 12:55 | 0.00 | 34.82 | NM | NM | NM | NM | NM | NM | NM | NM | Well valve closed off from SVE System. |
| SVE-42 | | 7/16/2025 | 11:40 | 0.00 | 33.95 | NM | NM | NM | NM | NM | NM | NM | NM | Well valve closed off from SVE System. |
| SVE-42 | | 8/19/2025 | 12:31 | -0.034 | 34.63 | NM | NM | NM | NM | NM | NM | NM | NM | Well valve closed off from SVE System. |
| SVE-42 | | 9/16/2025 | 11:49 | 0.00 | 34.71 | NM | NM | NM | NM | NM | NM | NM | NM | Well valve closed off from SVE System. |
| SVE-42 | | 10/22/2025 | 00:00 | NM | 34.77 | NM | NM | NM | NM | NM | NM | NM | NM | Well valve closed off from SVE System. |
| SVE-42 | | 11/24/2025 | 13:21 | 0.00 | 34.80 | NM | NM | NM | NM | NM | NM | NM | NM | Well valve closed off from SVE System. |
| SVE-42 | | 12/18/2025 | 00:00 | NM | 34.80 | NM | NM | NM | NM | NM | NM | NM | NM | Well valve closed off from SVE System. |

# TABLE 8
## SVE SYSTEM MONTHLY MONITORING - SVE SAMPLING DATA

| Sample ID | Well Screen Interval (elev. ft) (ft bgs) | Date | Initial Reading Time (24-Hour) | Vacuum/Pressure | Water | Fixed Gases | | | | Soil Vapor Concentrations | | | | Comments |
|---|---|---|---|---|---|---|---|---|---|---|---|---|---|---|
| | | | | Initial Reading (Inches of $H_2O$) | Depth to Water (feet btoc) | $CH_4$ (%) | LEL (%) | $CO_2$ (%) | $O_2$ (%) | PID (ppmv) | THC (ppmv) | $CH_4$ (ppmv) | PHC (ppmv) | |
| SVE-43 | 407.12-417.12 (25-35) | 1/29/2025 | 08:43 | 0.00 | NE | NM | NM | NM | NM | NM | NM | NM | NM | Well valve closed off from SVE System. |
| SVE-43 | | 2/26/2025 | 14:34 | 0.00 | NE | NM | NM | NM | NM | NM | NM | NM | NM | Well valve closed off from SVE System. |
| SVE-43 | | 3/19/2025 | 13:08 | 0.00 | NE | NM | NM | NM | NM | NM | NM | NM | NM | Well valve closed off from SVE System. |
| SVE-43 | | 4/21/2025 | 13:12 | 0.00 | 34.78 | NM | NM | NM | NM | NM | NM | NM | NM | Well valve closed off from SVE System. |
| SVE-43 | | 5/20/2025 | 09:04 | 0.00 | 34.82 | NM | NM | NM | NM | NM | NM | NM | NM | Well valve closed off from SVE System. |
| SVE-43 | | 6/17/2025 | 12:59 | 0.00 | NE | NM | NM | NM | NM | NM | NM | NM | NM | Well valve closed off from SVE System. |
| SVE-43 | | 7/16/2025 | 11:32 | 0.00 | 33.74 | NM | NM | NM | NM | NM | NM | NM | NM | Well valve closed off from SVE System. |
| SVE-43 | | 8/20/2025 | 12:41 | 0.00 | 34.41 | NM | NM | NM | NM | NM | NM | NM | NM | Well valve closed off from SVE System. |
| SVE-43 | | 9/16/2025 | 11:55 | 0.00 | 34.56 | NM | NM | NM | NM | NM | NM | NM | NM | Well valve closed off from SVE System. |
| SVE-43 | | 10/22/2025 | 00:00 | NM | 34.79 | NM | NM | NM | NM | NM | NM | NM | NM | Well valve closed off from SVE System. |
| SVE-43 | | 11/24/2025 | 13:15 | 0.00 | NE | NM | NM | NM | NM | NM | NM | NM | NM | Well valve closed off from SVE System. |
| SVE-43 | | 12/18/2025 | 00:00 | NM | 34.89 | NM | NM | NM | NM | NM | NM | NM | NM | Well valve closed off from SVE System. |
| SVE-44 | 407.46-417.46 (25-35) | 1/29/2025 | 08:43 | 0.00 | 34.77 | NM | NM | NM | NM | NM | NM | NM | NM | Well valve closed off from SVE System. |
| SVE-44 | | 2/26/2025 | 12:42 | -0.12 | NE | NM | NM | NM | NM | NM | NM | NM | NM | Well valve closed off from SVE System. |
| SVE-44 | | 3/19/2025 | 13:14 | 0.00 | 34.94 | NM | NM | NM | NM | NM | NM | NM | NM | Well valve closed off from SVE System. |
| SVE-44 | | 4/21/2025 | 12:32 | -0.18 | 34.87 | NM | NM | NM | NM | NM | NM | NM | NM | Well valve closed off from SVE System. |
| SVE-44 | | 5/20/2025 | 09:12 | -0.11 | 34.75 | NM | NM | NM | NM | NM | NM | NM | NM | Well valve closed off from SVE System. |
| SVE-44 | | 6/17/2025 | 13:05 | -0.071 | 34.46 | NM | NM | NM | NM | NM | NM | NM | NM | Well valve closed off from SVE System. |
| SVE-44 | | 7/16/2025 | 11:22 | -0.13 | 34.46 | NM | NM | NM | NM | NM | NM | NM | NM | Well valve closed off from SVE System. |
| SVE-44 | | 8/20/2025 | 12:53 | -0.13 | 34.46 | NM | NM | NM | NM | NM | NM | NM | NM | Well valve closed off from SVE System. |
| SVE-44 | | 9/16/2025 | 12:07 | -0.112 | 34.46 | NM | NM | NM | NM | NM | NM | NM | NM | Well valve closed off from SVE System. |
| SVE-44 | | 10/22/2025 | 00:00 | NM | 34.51 | NM | NM | NM | NM | NM | NM | NM | NM | Well valve closed off from SVE System. |
| SVE-44 | | 11/24/2025 | 13:09 | -0.13 | 34.62 | NM | NM | NM | NM | NM | NM | NM | NM | Well valve closed off from SVE System. |
| SVE-44 | | 12/18/2025 | 00:00 | NM | 34.61 | NM | NM | NM | NM | NM | NM | NM | NM | Well valve closed off from SVE System. |
| SVE-45 | 400.58-405.58 (37-42) | 1/29/2025 | 08:34 | -28.30 | 41.15 | 79.2 | OVR | 7.4 | 9.8 | 670 | 65170 | 42550 | 22620 | |
| SVE-45 | | 2/26/2025 | 12:35 | -25.61 | 41.22 | 79.1 | OVR | 7.3 | 9.7 | 807 | 65780 | 37350 | 28430 | |
| SVE-45 | | 3/19/2025 | 13:25 | -36.86 | 40.89 | 82.1 | OVR | 6.2 | 11.5 | 673 | 60310 | 36330 | 23980 | |
| SVE-45 | | 4/21/2025 | 12:48 | -26.77 | 41.28 | 83.0 | OVR | 8.0 | 9.0 | 708 | 78270 | 47260 | 31010 | |
| SVE-45 | | 5/21/2025 | 12:47 | -31.16 | 41.09 | 83.0 | OVR | 7.3 | 9.8 | 807 | 82960 | 48540 | 34420 | |
| SVE-45 | | 6/19/2025 | 12:49 | -57.7 | 38.85 | 37.2 | OVR | 4.4 | 14.3 | 452 | 43480 | 26540 | 16940 | |
| SVE-45 | | 7/16/2025 | 12:09 | -48.38 | 39.72 | 94.3 | OVR | 5.7 | 12.4 | 912 | 84850 | 48380 | 36470 | |
| SVE-45 | | 8/20/2025 | 12:40 | -60.4 | 38.48 | 62.4 | OVR | 5.8 | 12.5 | 1231 | 56530 | 34180 | 22350 | |
| SVE-45 | | 9/18/2025 | 08:35 | -66.1 | 37.60 | 33.2 | OVR | 4.8 | 14.4 | 899 | 40870 | 27440 | 13430 | |
| SVE-45 | | 10/23/2025 | 08:55 | -66.50 | 36.71 | 28.2 | OVR | 3.8 | 15.8 | 476 | 51108 | 25873 | 25235 | |
| SVE-45 | | 11/24/2025 | 12:23 | -50.40 | 39.41 | 45.2 | OVR | 3.9 | 15.3 | 528 | 51740 | 35110 | 16630 | |
| SVE-45 | | 12/17/2025 | 12:30 | -11.17 | 40.89 | OVR | OVR | 8.6 | 7.0 | 716 | 114950 | 75590 | 39360 | |
| SVE-46 | 417.85-427.85 (15-25) | 1/29/2025 | 08:22 | -0.50 | NE | NM | NM | NM | NM | NM | NM | NM | NM | Well valve closed off from SVE System. |
| SVE-46 | | 2/26/2025 | 13:39 | -0.15 | NE | NM | NM | NM | NM | NM | NM | NM | NM | Well valve closed off from SVE System. |
| SVE-46 | | 3/19/2025 | 13:56 | 0.00 | NE | NM | NM | NM | NM | NM | NM | NM | NM | Well valve closed off from SVE System. |
| SVE-46 | | 4/21/2025 | 12:37 | -0.27 | NE | NM | NM | NM | NM | NM | NM | NM | NM | Well valve closed off from SVE System. |
| SVE-46 | | 5/20/2025 | 09:20 | -0.12 | NE | NM | NM | NM | NM | NM | NM | NM | NM | Well valve closed off from SVE System. |
| SVE-46 | | 6/17/2025 | 13:23 | -0.065 | NE | NM | NM | NM | NM | NM | NM | NM | NM | Well valve closed off from SVE System. |
| SVE-46 | | 7/16/2025 | 12:47 | 0.00 | NE | NM | NM | NM | NM | NM | NM | NM | NM | Well valve closed off from SVE System. |
| SVE-46 | | 8/20/2025 | 13:04 | -0.071 | 24.91 | NM | NM | NM | NM | NM | NM | NM | NM | Well valve closed off from SVE System. |
| SVE-46 | | 9/16/2025 | 12:13 | -0.127 | 24.89 | NM | NM | NM | NM | NM | NM | NM | NM | Well valve closed off from SVE System. |
| SVE-46 | | 10/22/2025 | 00:00 | NM | 24.89 | NM | NM | NM | NM | NM | NM | NM | NM | Well valve closed off from SVE System. |
| SVE-46 | | 11/24/2025 | 12:13 | -0.09 | NE | NM | NM | NM | NM | NM | NM | NM | NM | Well valve closed off from SVE System. |
| SVE-46 | | 12/18/2025 | 00:00 | NM | NE | NM | NM | NM | NM | NM | NM | NM | NM | Well valve closed off from SVE System. |

# TABLE 8
## SVE SYSTEM MONTHLY MONITORING - SVE SAMPLING DATA

| Sample ID | Well Screen Interval (elev. ft) (ft bgs) | Date | Initial Reading Time (24-Hour) | Vacuum/Pressure | Water | Fixed Gases | | | | Soil Vapor Concentrations | | | | Comments |
|---|---|---|---|---|---|---|---|---|---|---|---|---|---|---|
| | | | | Initial Reading (Inches of $H_2O$) | Depth to Water (feet btoc) | $CH_4$ (%) | LEL (%) | $CO_2$ (%) | $O_2$ (%) | PID (ppmv) | THC (ppmv) | $CH_4$ (ppmv) | PHC (ppmv) | |
| SVE-47 | 419.01-429.01 (15-25) | 1/29/2025 | 08:14 | -22.60 | 22.24 | 0.0 | 0 | 0.6 | 20.3 | 1.4 | 8.1 | 2.6 | 5.5 | |
| SVE-47 | | 2/26/2025 | 13:31 | -20.95 | NE | 0.0 | 0 | 0.5 | 20.4 | 2.6 | 15.9 | 1.6 | 14.3 | |
| SVE-47 | | 3/19/2025 | 13:47 | -25.60 | 24.57 | 0.0 | 0 | 0.5 | 20.4 | 4.2 | 22.2 | 2.0 | 20.2 | |
| SVE-47 | | 4/21/2025 | 12:55 | -26.00 | 20.45 | 0.0 | 0 | 0.6 | 20.1 | 4.8 | 23.5 | 2.2 | 21.3 | |
| SVE-47 | | 5/21/2025 | 12:19 | -28.15 | 19.71 | 0.0 | 0 | 0.8 | 19.7 | 0.4 | 7.6 | 0.8 | 6.8 | |
| SVE-47 | | 6/19/2025 | 12:36 | -49.9 | 18.75 | 0.0 | 0 | 0.8 | 19.8 | 0.1 | 0.0 | 0.0 | 0.0 | |
| SVE-47 | | 7/16/2025 | 12:43 | -37.15 | 19.08 | 0.0 | 0 | 1.1 | 19.8 | 0.0 | 9.7 | 2.8 | 6.9 | |
| SVE-47 | | 8/20/2025 | 12:27 | -52.1 | 18.40 | 0.0 | 0 | 1.0 | 19.7 | 0.2 | 7.1 | 1.8 | 5.3 | |
| SVE-47 | | 9/18/2025 | 09:02 | -54.0 | 17.55 | 0.0 | 0 | 0.9 | 19.9 | 3.2 | 6.4 | 0.0 | 6.4 | |
| SVE-47 | | 10/23/2025 | 08:44 | -45.30 | 18.15 | 0.0 | 0 | 0.6 | 20.3 | 0.0 | 0.0 | 0.0 | 0.0 | |
| SVE-47 | | 11/24/2025 | 12:08 | -28.45 | 19.81 | 0.0 | 0 | 0.6 | 20.4 | 0.0 | 0.0 | 0.0 | 0.0 | |
| SVE-47 | | 12/17/2025 | 12:40 | -8.43 | 21.49 | 0.0 | 0 | 0.6 | 20.3 | 0.0 | 0.0 | 0.0 | 0.0 | |

**Notes:**

1) NM = Not Measured; NA = Not Applicable; NE = Not Encountered; PID = Photo Ionization Detector; THC = Total Hydrocarbon Concentration; PHC = Petroleum Hydrocarbon Concentration; OVR = Over-range; ppmv = Parts Per Million By Volume; btoc = Below Top of Casing; bgs = Below Ground Surface.

SEE LAST PAGE OF TABLE FOR NOTES

**TABLE 9**
**SVE SYSTEM MONTHLY MONITORING - VMP SAMPLING DATA**

| Sample ID | Date | Initial Reading Time (24-Hour) | Vacuum/Pressure | | Fixed Gases | | | | Soil Vapor Concentrations | | | | Comments |
|---|---|---|---|---|---|---|---|---|---|---|---|---|---|
| | | | Initial Reading (Inches of $H_2O$) | Stabilized Reading (Inches of $H_2O$) | $CH_4$ (%) | LEL (%) | $CO_2$ (%) | $O_2$ (%) | PID (ppmv) | THC (ppmv) | $CH_4$ (ppmv) | PHC (ppmv) | |
| VMP-1-5 | 1/29/2025 | 11:23 | NM | NM | 0.0 | 0 | 0.0 | 20.8 | 0.0 | 4.3 | 4.3 | 0.0 | Duplicate sample. |
| VMP-1-5 | 1/29/2025 | 11:23 | -0.47 | -0.15 | 0.0 | 0 | 0.0 | 20.8 | 0.0 | 4.4 | 4.4 | 0.0 | |
| VMP-1-5 | 2/27/2025 | 09:02 | 0.00 | -0.30 | 0.0 | 0 | 0.1 | 20.7 | 0.0 | 0.0 | 0.0 | 0.0 | |
| VMP-1-5 | 3/20/2025 | 11:21 | -0.68 | -0.38 | 0.0 | 0 | 0.1 | 20.8 | 0.0 | 0.0 | 0.0 | 0.0 | |
| VMP-1-5 | 4/22/2025 | 10:42 | -0.59 | -0.76 | 0.0 | 0 | 0.1 | 20.7 | 0.0 | 0.0 | 0.0 | 0.0 | |
| VMP-1-5 | 5/21/2025 | 10:09 | -0.82 | -0.10 | 0.0 | 0 | 0.3 | 20.3 | 0.0 | 0.0 | 0.0 | 0.0 | |
| VMP-1-5 | 6/19/2025 | 12:25 | -0.85 | 0.00 | 0.0 | 0 | 0.4 | 20.0 | 4.0 | 0.0 | 0.0 | 0.0 | |
| VMP-1-5 | 7/17/2025 | 08:34 | 0.00 | -0.19 | 0.0 | 0 | 0.3 | 20.5 | 0.0 | 0.0 | 0.0 | 0.0 | |
| VMP-1-5 | 8/21/2025 | 11:00 | -1.13 | -0.47 | 0.0 | 0 | 0.4 | 20.3 | 0.0 | 0.0 | 0.0 | 0.0 | |
| VMP-1-5 | 9/18/2025 | 09:48 | -0.20 | -0.15 | 0.0 | 0 | 0.5 | 20.0 | 0.0 | 0.0 | 0.0 | 0.0 | |
| VMP-1-5 | 10/23/2025 | 14:02 | -0.09 | -0.11 | 0.0 | 0 | 0.5 | 20.2 | 0.0 | 0.0 | 0.0 | 0.0 | |
| VMP-1-5 | 11/25/2025 | 12:06 | -0.19 | -0.24 | 0.0 | 0 | 0.2 | 20.6 | 0.0 | 0.0 | 0.0 | 0.0 | |
| VMP-1-5 | 12/18/2025 | 12:50 | -0.38 | -0.20 | 0.0 | 0 | 0.2 | 20.5 | 0.0 | 1.8 | 1.3 | 0.5 | |
| VMP-1-8.5 | 1/29/2025 | 11:23 | -0.77 | -0.25 | 0.0 | 0 | 0.0 | 20.7 | 0.0 | 5.6 | 5.6 | 0.0 | |
| VMP-1-8.5 | 2/27/2025 | 09:03 | -0.27 | -0.24 | 0.0 | 0 | 0.1 | 20.8 | 0.0 | 0.0 | 0.0 | 0.0 | |
| VMP-1-8.5 | 2/27/2025 | 09:03 | NM | NM | 0.0 | 0 | 0.1 | 20.8 | 0.0 | 0.0 | 0.0 | 0.0 | Duplicate sample. |
| VMP-1-8.5 | 3/20/2025 | 11:22 | -0.68 | -0.23 | 0.0 | 0 | 0.1 | 20.8 | 0.0 | 0.0 | 0.0 | 0.0 | |
| VMP-1-8.5 | 4/22/2025 | 10:43 | -1.56 | -0.35 | 0.0 | 0 | 0.1 | 20.8 | 0.0 | 0.0 | 0.0 | 0.0 | |
| VMP-1-8.5 | 5/21/2025 | 10:10 | -0.77 | -0.20 | 0.0 | 0 | 0.1 | 20.8 | 0.0 | 0.0 | 0.0 | 0.0 | |
| VMP-1-8.5 | 6/18/2025 | 12:26 | -0.73 | -0.36 | 0.0 | 0 | 0.2 | 20.6 | 4.2 | 0.0 | 0.0 | 0.0 | |
| VMP-1-8.5 | 7/17/2025 | 08:35 | -0.17 | -0.07 | 0.0 | 0 | 0.5 | 20.2 | 0.0 | 0.0 | 0.0 | 0.0 | |
| VMP-1-8.5 | 8/21/2025 | 11:01 | -0.70 | -0.35 | 0.0 | 0 | 0.4 | 20.4 | 0.0 | 0.0 | 0.0 | 0.0 | |
| VMP-1-8.5 | 9/18/2025 | 09:49 | -0.38 | -0.24 | 0.0 | 0 | 0.3 | 20.4 | 0.0 | 0.0 | 0.0 | 0.0 | |
| VMP-1-8.5 | 9/18/2025 | 09:49 | NM | NM | 0.0 | 0 | 0.3 | 20.4 | 0.0 | 0.0 | 0.0 | 0.0 | Duplicate sample. |
| VMP-1-8.5 | 10/23/2025 | 14:03 | 0.00 | -0.25 | 0.0 | 0 | 0.4 | 20.3 | 0.0 | 0.0 | 0.0 | 0.0 | |
| VMP-1-8.5 | 11/25/2025 | 12:07 | -0.20 | -0.35 | 0.0 | 0 | 0.2 | 20.7 | 0.0 | 0.0 | 0.0 | 0.0 | |
| VMP-1-8.5 | 12/18/2025 | 12:51 | -0.24 | -0.24 | 0.0 | 0 | 0.3 | 20.5 | 0.0 | 1.3 | 0.8 | 0.5 | |
| VMP-1-23.5 | 1/29/2025 | 11:23 | NM | NM | NM | NM | NM | NM | NM | NM | NM | NM | Not sampled due to port integrity. |
| VMP-1-23.5 | 2/27/2025 | 09:05 | NM | NM | NM | NM | NM | NM | NM | NM | NM | NM | Not sampled due to port integrity. |
| VMP-1-23.5 | 3/20/2025 | 11:23 | NM | NM | NM | NM | NM | NM | NM | NM | NM | NM | Not sampled due to port integrity. |
| VMP-1-23.5 | 4/22/2025 | 10:45 | NM | NM | NM | NM | NM | NM | NM | NM | NM | NM | Not sampled due to port integrity. |
| VMP-1-23.5 | 5/21/2025 | 10:12 | NM | NM | NM | NM | NM | NM | NM | NM | NM | NM | Not sampled due to port integrity. |
| VMP-1-23.5 | 6/19/2025 | 12:27 | NM | NM | NM | NM | NM | NM | NM | NM | NM | NM | Not sampled due to port integrity. |
| VMP-1-23.5 | 7/17/2025 | 08:37 | NM | NM | NM | NM | NM | NM | NM | NM | NM | NM | Not sampled due to port integrity. |
| VMP-1-23.5 | 8/21/2025 | 11:02 | NM | NM | NM | NM | NM | NM | NM | NM | NM | NM | Not sampled due to port integrity. |
| VMP-1-23.5 | 9/18/2025 | 09:50 | NM | NM | NM | NM | NM | NM | NM | NM | NM | NM | Not sampled due to port integrity. |
| VMP-1-23.5 | 10/23/2025 | 14:04 | NM | NM | NM | NM | NM | NM | NM | NM | NM | NM | Not sampled due to port integrity. |
| VMP-1-23.5 | 11/25/2025 | 12:09 | NM | NM | NM | NM | NM | NM | NM | NM | NM | NM | Not sampled due to port integrity. |
| VMP-1-23.5 | 12/18/2025 | 12:52 | NM | NM | NM | NM | NM | NM | NM | NM | NM | NM | Not sampled due to port integrity. |

SEE LAST PAGE OF TABLE FOR NOTES

**TABLE 9**
**SVE SYSTEM MONTHLY MONITORING - VMP SAMPLING DATA**

| Sample ID | Date | Initial Reading Time (24-Hour) | Vacuum/Pressure | | Fixed Gases | | | | Soil Vapor Concentrations | | | | Comments |
|---|---|---|---|---|---|---|---|---|---|---|---|---|---|
| | | | Initial Reading (Inches of $H_2O$) | Stabilized Reading (Inches of $H_2O$) | $CH_4$ (%) | LEL (%) | $CO_2$ (%) | $O_2$ (%) | PID (ppmv) | THC (ppmv) | $CH_4$ (ppmv) | PHC (ppmv) | |
| VMP-1-38.5 | 1/29/2025 | 11:23 | -0.34 | -0.29 | 0.0 | 0 | 0.1 | 20.7 | 0.0 | 4.0 | 4.0 | 0.0 | |
| VMP-1-38.5 | 2/27/2025 | 09:04 | -0.26 | 0.00 | 0.0 | 0 | 0.1 | 20.8 | 0.0 | 0.0 | 0.0 | 0.0 | |
| VMP-1-38.5 | 3/20/2025 | 11:24 | -0.50 | -0.68 | 0.0 | 0 | 0.1 | 20.8 | 0.0 | 0.0 | 0.0 | 0.0 | |
| VMP-1-38.5 | 4/22/2025 | 10:42 | -0.59 | -0.39 | 0.0 | 0 | 0.1 | 20.8 | 0.0 | 0.0 | 0.0 | 0.0 | |
| VMP-1-38.5 | 5/21/2025 | 10:11 | -0.93 | -0.62 | 0.0 | 0 | 0.3 | 20.3 | 0.0 | 0.0 | 0.0 | 0.0 | |
| VMP-1-38.5 | 6/19/2025 | 12:28 | -0.84 | -0.67 | 0.0 | 0 | 0.5 | 19.9 | 3.8 | 0.0 | 0.0 | 0.0 | |
| VMP-1-38.5 | 7/17/2025 | 08:36 | -0.15 | -0.16 | 0.0 | 0 | 0.7 | 19.7 | 0.0 | 0.0 | 0.0 | 0.0 | |
| VMP-1-38.5 | 8/21/2025 | 11:03 | -0.57 | -0.37 | 0.0 | 0 | 0.4 | 20.4 | 0.2 | 0.0 | 0.0 | 0.0 | |
| VMP-1-38.5 | 9/18/2025 | 09:51 | -0.30 | -0.35 | 0.0 | 0 | 0.3 | 20.5 | 0.0 | 0.0 | 0.0 | 0.0 | |
| VMP-1-38.5 | 10/23/2025 | 14:05 | NM | NM | NM | NM | NM | NM | NM | NM | NM | NM | Not sampled because screen was within the capillary fringe. |
| VMP-1-38.5 | 11/25/2025 | 12:08 | NM | NM | NM | NM | NM | NM | NM | NM | NM | NM | Not sampled because screen was within the capillary fringe. |
| VMP-1-38.5 | 12/18/2025 | 12:53 | -0.14 | NM | NM | NM | NM | NM | NM | NM | NM | NM | Not sampled because screen was within the capillary fringe. |
| VMP-2-5 | 1/29/2025 | 12:41 | 0.00 | 0.00 | 0.0 | 0 | 0.2 | 20.8 | 0.0 | 0.0 | 0.0 | 0.0 | |
| VMP-2-5 | 2/27/2025 | 10:36 | -0.14 | 0.00 | 0.0 | 0 | 0.1 | 20.9 | 0.0 | 0.0 | 0.0 | 0.0 | |
| VMP-2-5 | 3/20/2025 | 12:08 | 0.00 | 0.00 | 0.0 | 0 | 0.3 | 20.6 | 0.0 | 0.0 | 0.0 | 0.0 | |
| VMP-2-5 | 4/22/2025 | 11:25 | 0.00 | 0.00 | 0.0 | 0 | 0.3 | 20.6 | 0.0 | 0.0 | 0.0 | 0.0 | |
| VMP-2-5 | 5/21/2025 | 10:34 | 0.00 | 0.00 | 0.0 | 0 | 0.8 | 20.3 | 0.0 | 0.0 | 0.0 | 0.0 | |
| VMP-2-5 | 6/19/2025 | 11:55 | -0.11 | 0.00 | 0.0 | 0 | 0.8 | 20.0 | 0.0 | 0.0 | 0.0 | 0.0 | |
| VMP-2-5 | 7/17/2025 | 08:49 | 0.00 | 0.00 | 0.0 | 0 | 1.2 | 19.7 | 0.0 | 0.0 | 0.0 | 0.0 | |
| VMP-2-5 | 8/21/2025 | 11:15 | 0.00 | 0.00 | 0.0 | 0 | 1.3 | 19.5 | 0.4 | 0.0 | 0.0 | 0.0 | |
| VMP-2-5 | 9/18/2025 | 10:23 | 0.00 | 0.00 | 0.0 | 0 | 0.7 | 20.1 | 0.8 | 0.0 | 0.0 | 0.0 | |
| VMP-2-5 | 10/24/2025 | 08:28 | NM | NM | 0.0 | 0 | 0.6 | 20.4 | 0.0 | 0.0 | 0.0 | 0.0 | Duplicate sample. |
| VMP-2-5 | 10/24/2025 | 08:28 | 0.00 | 0.00 | 0.0 | 0 | 0.7 | 20.4 | 0.0 | 0.0 | 0.0 | 0.0 | |
| VMP-2-5 | 11/25/2025 | 12:40 | 0.13 | 0.00 | 0.0 | 0 | 0.5 | 20.4 | 0.0 | 0.0 | 0.0 | 0.0 | |
| VMP-2-5 | 12/18/2025 | 13:25 | 0.00 | 0.00 | 0.0 | 0 | 0.5 | 20.1 | 0.0 | 0.0 | 0.0 | 0.0 | |
| VMP-2-8.5 | 1/29/2025 | 12:41 | -0.29 | -0.27 | 0.0 | 0 | 0.2 | 20.8 | 0.0 | 0.0 | 0.0 | 0.0 | |
| VMP-2-8.5 | 2/27/2025 | 10:37 | -0.37 | -0.37 | 0.0 | 0 | 0.1 | 20.8 | 0.0 | 0.0 | 0.0 | 0.0 | |
| VMP-2-8.5 | 3/20/2025 | 12:10 | -0.56 | -0.52 | 0.0 | 0 | 0.2 | 20.6 | 0.0 | 0.0 | 0.0 | 0.0 | |
| VMP-2-8.5 | 4/22/2025 | 11:26 | -0.22 | -0.32 | 0.0 | 0 | 0.2 | 20.6 | 0.0 | 0.0 | 0.0 | 0.0 | |
| VMP-2-8.5 | 5/21/2025 | 10:35 | 0.34 | -0.26 | 0.0 | 0 | 0.5 | 20.3 | 0.0 | 0.0 | 0.0 | 0.0 | |
| VMP-2-8.5 | 6/19/2025 | 11:56 | -0.42 | 0.00 | 0.0 | 0 | 0.7 | 20.0 | 0.0 | 0.0 | 0.0 | 0.0 | |
| VMP-2-8.5 | 7/17/2025 | 08:50 | -0.08 | -0.17 | 0.0 | 0 | 1.5 | 19.6 | 0.0 | 0.0 | 0.0 | 0.0 | |
| VMP-2-8.5 | 8/21/2025 | 11:16 | -1.33 | -0.38 | 0.0 | 0 | 1.3 | 19.5 | 0.3 | 0.0 | 0.0 | 0.0 | |
| VMP-2-8.5 | 9/18/2025 | 10:24 | -0.28 | -0.32 | 0.0 | 0 | 0.9 | 19.9 | 0.3 | 0.0 | 0.0 | 0.0 | |
| VMP-2-8.5 | 10/24/2025 | 08:29 | -0.43 | -0.33 | 0.0 | 0 | 0.8 | 20.2 | 0.0 | 0.0 | 0.0 | 0.0 | |
| VMP-2-8.5 | 11/25/2025 | 12:41 | -0.27 | -0.31 | 0.0 | 0 | 0.6 | 20.4 | 0.0 | 0.0 | 0.0 | 0.0 | |
| VMP-2-8.5 | 12/18/2025 | 13:26 | 0.00 | -0.09 | 0.0 | 0 | 0.7 | 20.1 | 0.0 | 0.0 | 0.0 | 0.0 | |

**TABLE 9**
**SVE SYSTEM MONTHLY MONITORING - VMP SAMPLING DATA**

| Sample ID | Date | Initial Reading Time (24-Hour) | Vacuum/Pressure | | Fixed Gases | | | | Soil Vapor Concentrations | | | | Comments |
|---|---|---|---|---|---|---|---|---|---|---|---|---|---|
| | | | Initial Reading (Inches of $H_2O$) | Stabilized Reading (Inches of $H_2O$) | $CH_4$ (%) | LEL (%) | $CO_2$ (%) | $O_2$ (%) | PID (ppmv) | THC (ppmv) | $CH_4$ (ppmv) | PHC (ppmv) | |
| VMP-2-22 | 1/29/2025 | 12:41 | -1.56 | -1.87 | 0.0 | 0 | 0.3 | 20.7 | 0.0 | 0.0 | 0.0 | 0.0 | |
| VMP-2-22 | 2/27/2025 | 10:38 | -1.64 | -1.86 | 0.0 | 0 | 0.3 | 20.7 | 0.0 | 0.0 | 0.0 | 0.0 | |
| VMP-2-22 | 3/20/2025 | 12:11 | -2.41 | -2.14 | 0.0 | 0 | 0.3 | 20.6 | 0.0 | 0.0 | 0.0 | 0.0 | |
| VMP-2-22 | 4/22/2025 | 11:27 | -1.42 | -1.39 | 0.0 | 0 | 0.3 | 20.5 | 0.0 | 0.0 | 0.0 | 0.0 | |
| VMP-2-22 | 5/21/2025 | 10:36 | -1.54 | -1.95 | 0.0 | 0 | 0.7 | 20.0 | 0.0 | 0.0 | 0.0 | 0.0 | |
| VMP-2-22 | 6/19/2025 | 11:57 | -1.80 | -2.24 | 0.0 | 0 | 1.0 | 19.7 | 0.0 | 0.0 | 0.0 | 0.0 | |
| VMP-2-22 | 7/17/2025 | 08:51 | -0.60 | -0.59 | 0.0 | 0 | 1.5 | 19.2 | 0.0 | 0.0 | 0.0 | 0.0 | |
| VMP-2-22 | 8/21/2025 | 11:17 | -2.32 | 0.00 | 0.0 | 0 | 0.0 | 20.9 | 0.0 | 0.0 | 0.0 | 0.0 | |
| VMP-2-22 | 9/18/2025 | 10:25 | -2.29 | -2.23 | 0.0 | 0 | 1.3 | 19.8 | 0.0 | 0.0 | 0.0 | 0.0 | |
| VMP-2-22 | 10/24/2025 | 08:30 | -2.17 | -1.93 | 0.0 | 0 | 1.0 | 20.1 | 0.0 | 0.0 | 0.0 | 0.0 | |
| VMP-2-22 | 11/25/2025 | 12:42 | -1.48 | -1.61 | 0.0 | 0 | 0.8 | 20.2 | 0.0 | 0.0 | 0.0 | 0.0 | |
| VMP-2-22 | 12/18/2025 | 13:27 | -0.72 | -0.62 | 0.0 | 0 | 0.9 | 20.0 | 0.0 | 0.0 | 0.0 | 0.0 | |
| VMP-2-42 | 1/29/2025 | 12:41 | -1.01 | -1.55 | 88.3 | OVR | 9.8 | 1.8 | 120 | 1000000 | 943900 | 56100 | THC and methane exceeded instrument range and are estimated. |
| VMP-2-42 | 2/27/2025 | 10:39 | -0.69 | -0.88 | 88.6 | OVR | 10.7 | 0.7 | 130 | 940650 | 930480 | 10170 | THC and methane exceeded instrument range and are estimated. |
| VMP-2-42 | 3/20/2025 | 12:11 | -2.41 | -2.14 | 88.1 | OVR | 10.8 | 1.0 | 218 | 893390 | 893390 | 0.0 | THC and methane exceeded instrument range and are estimated. |
| VMP-2-42 | 4/22/2025 | 11:28 | -0.93 | -0.71 | 88.4 | OVR | 10.8 | 0.9 | 169 | 500000 | 500000 | 0.0 | FID flame-out occurred on THC and methane scrubber. |
| VMP-2-42 | 5/21/2025 | 10:37 | -1.76 | -1.77 | 88.2 | OVR | 10.4 | 1.4 | 189 | 500000 | 500000 | 0.0 | FID flame-out occurred on THC and methane scrubber. |
| VMP-2-42 | 6/19/2025 | 11:58 | -1.47 | -1.23 | OVR | OVR | 10.7 | 0.7 | 192 | 500000 | 500000 | 0.0 | FID flame-out occurred on THC and methane scrubber. |
| VMP-2-42 | 7/17/2025 | 08:52 | -0.39 | -0.35 | OVR | OVR | 9.5 | 2.5 | 169 | 500000 | 500000 | 0.0 | THC and methane exceeded instrument range and are estimated. |
| VMP-2-42 | 8/22/2025 | 12:00 | -0.98 | NM | OVR | OVR | 11.0 | 0.7 | 184 | 500000 | 500000 | 0.0 | Re-sampled due to ambient air in initial sample. FID flame-out occurred on THC and methane scrubber. |
| VMP-2-42 | 9/18/2025 | 10:26 | -1.03 | -0.88 | OVR | OVR | 10.6 | 1.1 | 266 | 500000 | 500000 | 0.0 | FID flame-out occurred on THC and methane scrubber. |
| VMP-2-42 | 10/24/2025 | 08:31 | NM | NM | NM | NM | NM | NM | NM | NM | NM | NM | Screen submerged. |
| VMP-2-42 | 11/25/2025 | 12:43 | NM | NM | NM | NM | NM | NM | NM | NM | NM | NM | Screen submerged. |
| VMP-2-42 | 12/18/2025 | 13:28 | NM | NM | NM | NM | NM | NM | NM | NM | NM | NM | Screen submerged. |
| VMP-3-5 | 1/29/2025 | 13:50 | 0.00 | 0.00 | 0.0 | 0 | 0.4 | 20.6 | 0.0 | 0.0 | 0.0 | 0.0 | |
| VMP-3-5 | 2/27/2025 | 11:45 | 0.00 | 0.00 | 0.0 | 0 | 0.3 | 20.6 | 0.0 | 0.0 | 0.0 | 0.0 | |
| VMP-3-5 | 3/20/2025 | 13:38 | 0.00 | -0.16 | 0.0 | 0 | 0.5 | 20.1 | 0.0 | 0.0 | 0.0 | 0.0 | |
| VMP-3-5 | 4/22/2025 | 12:01 | -0.20 | 0.00 | 0.0 | 0 | 0.2 | 20.5 | 0.4 | 4.4 | 2.6 | 1.8 | |
| VMP-3-5 | 5/21/2025 | 11:30 | 0.00 | 0.00 | 0.0 | 0 | 2.2 | 16.7 | 0.0 | 0.0 | 0.0 | 0.0 | |
| VMP-3-5 | 6/19/2025 | 10:30 | 0.00 | 0.00 | 0.0 | 0 | 4.0 | 16.4 | 0.0 | 0.0 | 0.0 | 0.0 | |
| VMP-3-5 | 7/17/2025 | 09:39 | 0.00 | 0.00 | 0.0 | 0 | 4.7 | 14.0 | 0.0 | 0.0 | 0.0 | 0.0 | |
| VMP-3-5 | 8/21/2025 | 12:46 | 0.00 | 0.00 | 0.0 | 0 | 4.5 | 16.2 | 1.0 | 0.0 | 0.0 | 0.0 | |
| VMP-3-5 | 9/18/2025 | 10:40 | 0.00 | 0.00 | 0.0 | 0 | 3.1 | 18.2 | 2.6 | 0.0 | 0.0 | 0.0 | |
| VMP-3-5 | 10/24/2025 | 09:25 | 0.00 | 0.00 | 0.0 | 0 | 1.6 | 19.7 | 0.0 | 0.0 | 0.0 | 0.0 | |
| VMP-3-5 | 11/25/2025 | 11:46 | 0.00 | 0.00 | 0.0 | 0 | 0.5 | 20.2 | 0.0 | 0.0 | 0.0 | 0.0 | |
| VMP-3-5 | 12/17/2025 | 13:39 | 0.00 | 0.00 | 0.0 | 0 | 0.3 | 20.5 | 0.0 | 0.0 | 0.0 | 0.0 | |

**TABLE 9**
**SVE SYSTEM MONTHLY MONITORING - VMP SAMPLING DATA**

| Sample ID | Date | Initial Reading Time (24-Hour) | Vacuum/Pressure | | Fixed Gases | | | | Soil Vapor Concentrations | | | | Comments |
|---|---|---|---|---|---|---|---|---|---|---|---|---|---|
| | | | Initial Reading (Inches of $H_2O$) | Stabilized Reading (Inches of $H_2O$) | $CH_4$ (%) | LEL (%) | $CO_2$ (%) | $O_2$ (%) | PID (ppmv) | THC (ppmv) | $CH_4$ (ppmv) | PHC (ppmv) | |
| VMP-3-10 | 1/29/2025 | 13:50 | 0.00 | -0.34 | 0.0 | 0 | 0.3 | 20.6 | 0.0 | 0.0 | 0.0 | 0.0 | |
| VMP-3-10 | 2/27/2025 | 11:46 | 0.00 | 0.00 | 0.0 | 0 | 0.8 | 20.3 | 0.0 | 0.0 | 0.0 | 0.0 | |
| VMP-3-10 | 3/20/2025 | 13:39 | -0.13 | 0.00 | 0.0 | 0 | 0.4 | 20.3 | 0.0 | 0.0 | 0.0 | 0.0 | |
| VMP-3-10 | 4/22/2025 | 12:02 | 0.00 | 0.00 | 0.0 | 0 | 0.5 | 19.1 | 0.0 | 0.0 | 0.0 | 0.0 | |
| VMP-3-10 | 5/21/2025 | 11:31 | 0.00 | 0.00 | 0.0 | 0 | 1.3 | 18.4 | 0.0 | 0.0 | 0.0 | 0.0 | |
| VMP-3-10 | 6/19/2025 | 10:31 | 0.00 | 0.00 | 0.0 | 0 | 1.8 | 18.9 | 0.0 | 0.0 | 0.0 | 0.0 | |
| VMP-3-10 | 7/17/2025 | 09:40 | 0.00 | 0.00 | 0.0 | 0 | 2.1 | 17.4 | 0.0 | 0.0 | 0.0 | 0.0 | |
| VMP-3-10 | 7/17/2025 | 09:40 | NM | NM | 0.0 | 0 | 2.2 | 17.3 | 0.0 | 0.0 | 0.0 | 0.0 | Duplicate sample. |
| VMP-3-10 | 8/21/2025 | 12:47 | 0.00 | 0.00 | 0.0 | 0 | 2.2 | 18.2 | 1.3 | 0.0 | 0.0 | 0.0 | |
| VMP-3-10 | 9/18/2025 | 10:41 | 0.00 | 0.00 | 0.0 | 0 | 1.6 | 19.4 | 3.4 | 0.0 | 0.0 | 0.0 | |
| VMP-3-10 | 10/24/2025 | 09:26 | 0.00 | 0.00 | 0.0 | 0 | 0.7 | 20.4 | 0.0 | 0.0 | 0.0 | 0.0 | |
| VMP-3-10 | 11/25/2025 | 11:47 | 0.00 | 0.00 | 0.0 | 0 | 0.3 | 20.6 | 0.0 | 0.0 | 0.0 | 0.0 | |
| VMP-3-10 | 12/17/2025 | 13:40 | 0.00 | 0.00 | 0.0 | 0 | 0.4 | 20.6 | 0.0 | 0.0 | 0.0 | 0.0 | |
| VMP-3-22 | 1/29/2025 | 13:50 | -0.31 | -0.27 | 0.0 | 0 | 1.0 | 20.3 | 0.0 | 0.0 | 0.0 | 0.0 | |
| VMP-3-22 | 2/27/2025 | 11:47 | -0.37 | -0.28 | 0.0 | 0 | 0.3 | 20.6 | 0.0 | 0.0 | 0.0 | 0.0 | |
| VMP-3-22 | 3/20/2025 | 13:40 | -0.47 | -0.38 | 0.0 | 0 | 0.7 | 20.2 | 0.0 | 0.0 | 0.0 | 0.0 | |
| VMP-3-22 | 4/22/2025 | 12:03 | -0.23 | -0.24 | 0.0 | 0 | 0.8 | 20.0 | 0.0 | 0.0 | 0.0 | 0.0 | |
| VMP-3-22 | 5/21/2025 | 11:32 | -0.45 | -0.39 | 0.0 | 0 | 0.9 | 19.6 | 0.0 | 0.0 | 0.0 | 0.0 | |
| VMP-3-22 | 6/19/2025 | 10:32 | -0.34 | -0.32 | 0.0 | 0 | 1.2 | 18.7 | 0.0 | 0.0 | 0.0 | 0.0 | |
| VMP-3-22 | 7/17/2025 | 09:41 | -0.08 | -0.11 | 0.0 | 0 | 2.0 | 18.0 | 0.0 | 0.0 | 0.0 | 0.0 | |
| VMP-3-22 | 8/21/2025 | 12:48 | -0.25 | -0.22 | 0.0 | 0 | 0.0 | 20.8 | 0.0 | 0.0 | 0.0 | 0.0 | |
| VMP-3-22 | 9/18/2025 | 10:42 | -0.06 | -0.05 | 0.0 | 0 | 2.8 | 18.1 | 1.6 | 0.0 | 0.0 | 0.0 | |
| VMP-3-22 | 10/24/2025 | 09:27 | -0.26 | -0.20 | 0.0 | 0 | 2.6 | 18.7 | 0.0 | 0.0 | 0.0 | 0.0 | |
| VMP-3-22 | 11/25/2025 | 11:48 | -0.18 | -0.25 | 0.0 | 0 | 2.2 | 19.2 | 0.0 | 0.0 | 0.0 | 0.0 | |
| VMP-3-22 | 12/17/2025 | 13:41 | -0.12 | 0.00 | 0.0 | 0 | 2.0 | 19.2 | 0.2 | 0.0 | 0.0 | 0.0 | |
| VMP-3-31.5 | 1/29/2025 | 13:50 | -1.02 | 0.99 | 0.0 | 0 | 2.2 | 18.9 | 0.0 | 0.0 | 0.0 | 0.0 | |
| VMP-3-31.5 | 2/27/2025 | 11:48 | -0.99 | -0.70 | 0.0 | 0 | 1.5 | 19.3 | 0.0 | 0.0 | 0.0 | 0.0 | |
| VMP-3-31.5 | 3/20/2025 | 13:41 | -1.40 | -1.30 | 0.0 | 0 | 1.1 | 20.0 | 0.0 | 0.0 | 0.0 | 0.0 | |
| VMP-3-31.5 | 4/22/2025 | 12:04 | -0.76 | -0.70 | 0.0 | 0 | 1.2 | 19.6 | 0.0 | 0.0 | 0.0 | 0.0 | |
| VMP-3-31.5 | 5/21/2025 | 11:33 | -1.22 | -1.09 | 0.0 | 0 | 1.4 | 19.6 | 0.0 | 0.0 | 0.0 | 0.0 | |
| VMP-3-31.5 | 6/19/2025 | 10:33 | -1.10 | -0.95 | 0.0 | 0 | 1.7 | 18.7 | 0.0 | 0.0 | 0.0 | 0.0 | |
| VMP-3-31.5 | 7/17/2025 | 09:42 | -0.29 | -0.35 | 0.0 | 0 | 4.8 | 13.0 | 0.0 | 0.0 | 0.0 | 0.0 | |
| VMP-3-31.5 | 8/21/2025 | 12:49 | -0.87 | -0.85 | 0.0 | 0 | 5.6 | 12.4 | 2.8 | 0.0 | 0.0 | 0.0 | |
| VMP-3-31.5 | 9/18/2025 | 10:43 | -0.24 | 0.00 | 0.0 | 0 | 4.7 | 13.9 | 3.3 | 0.0 | 0.0 | 0.0 | |
| VMP-3-31.5 | 10/24/2025 | 09:28 | -1.18 | -1.06 | 0.0 | 0 | 4.3 | 15.1 | 0.0 | 0.0 | 0.0 | 0.0 | |
| VMP-3-31.5 | 11/25/2025 | 11:49 | -0.82 | -0.89 | 0.0 | 0 | 4.3 | 14.9 | 0.0 | 0.0 | 0.0 | 0.0 | |
| VMP-3-31.5 | 12/17/2025 | 13:42 | 0.00 | 0.00 | 0.0 | 0 | 4.5 | 14.6 | 0.0 | 0.0 | 0.0 | 0.0 | |

**TABLE 9**
**SVE SYSTEM MONTHLY MONITORING - VMP SAMPLING DATA**

| Sample ID | Date | Initial Reading Time (24-Hour) | Vacuum/Pressure | | Fixed Gases | | | | Soil Vapor Concentrations | | | | Comments |
|---|---|---|---|---|---|---|---|---|---|---|---|---|---|
| | | | Initial Reading (Inches of $H_2O$) | Stabilized Reading (Inches of $H_2O$) | $CH_4$ (%) | LEL (%) | $CO_2$ (%) | $O_2$ (%) | PID (ppmv) | THC (ppmv) | $CH_4$ (ppmv) | PHC (ppmv) | |
| VMP-3-39 | 1/29/2025 | 13:50 | -1.22 | NM | NM | NM | NM | NM | NM | NM | NM | NM | Not sampled because screen was within the capillary fringe. |
| VMP-3-39 | 2/27/2025 | 11:49 | NM | NM | NM | NM | NM | NM | NM | NM | NM | NM | Not sampled because screen was within the capillary fringe. |
| VMP-3-39 | 3/20/2025 | 13:42 | NM | NM | NM | NM | NM | NM | NM | NM | NM | NM | Not sampled because screen was within the capillary fringe. |
| VMP-3-39 | 4/22/2025 | 12:05 | -0.91 | -0.81 | 0.0 | 0 | 4.8 | 16.3 | 2.4 | 26.8 | 10.8 | 16.0 | |
| VMP-3-39 | 5/21/2025 | 11:34 | -1.46 | -1.31 | 0.0 | 0 | 4.7 | 16.3 | 1.8 | 19.3 | 7.0 | 12.3 | |
| VMP-3-39 | 6/19/2025 | 10:34 | -0.91 | -0.78 | 0.6 | 12 | 7.3 | 10.4 | 63.5 | 1200 | 241 | 959 | |
| VMP-3-39 | 7/17/2025 | 09:43 | -0.26 | -0.29 | 0.7 | 14 | 7.1 | 10.1 | 72.4 | 2340 | 866 | 1474 | |
| VMP-3-39 | 8/21/2025 | 12:50 | -0.59 | -0.52 | 3.8 | 76 | 7.8 | 9.9 | 211 | 8250 | 5090 | 3160 | |
| VMP-3-39 | 9/18/2025 | 10:44 | -0.19 | -0.17 | 1.1 | 22 | 6.8 | 11.0 | 123 | 3470 | 1930 | 1540 | |
| VMP-3-39 | 10/24/2025 | 09:29 | NM | NM | NM | NM | NM | NM | NM | NM | NM | NM | Screen submerged. |
| VMP-3-39 | 11/25/2025 | 11:50 | NM | NM | NM | NM | NM | NM | NM | NM | NM | NM | Screen submerged. |
| VMP-3-39 | 12/17/2025 | 13:43 | NM | NM | NM | NM | NM | NM | NM | NM | NM | NM | Screen submerged. |
| VMP-4-5 | 1/30/2025 | 11:36 | -0.74 | -0.60 | 0.0 | 0 | 0.1 | 20.9 | 0.0 | 0.0 | 0.0 | 0.0 | |
| VMP-4-5 | 2/27/2025 | 13:11 | 0.00 | -0.37 | 0.0 | 0 | 0.1 | 20.9 | 0.0 | 0.0 | 0.0 | 0.0 | |
| VMP-4-5 | 3/20/2025 | 13:45 | 0.00 | -0.54 | 0.0 | 0 | 0.1 | 20.8 | 0.0 | 0.0 | 0.0 | 0.0 | |
| VMP-4-5 | 4/22/2025 | 10:00 | -0.47 | -0.41 | 0.0 | 0 | 0.2 | 20.7 | 0.8 | 5.0 | 2.0 | 3.0 | |
| VMP-4-5 | 5/21/2025 | 13:13 | -0.38 | -0.36 | 0.0 | 0 | 0.3 | 20.8 | 0.0 | 0.0 | 0.0 | 0.0 | |
| VMP-4-5 | 6/19/2025 | 08:40 | -0.41 | -0.41 | 0.0 | 0 | 0.3 | 20.6 | 0.0 | 0.0 | 0.0 | 0.0 | |
| VMP-4-5 | 7/17/2025 | 08:45 | -0.48 | -0.17 | 0.0 | 0 | 0.3 | 20.6 | 0.0 | 0.0 | 0.0 | 0.0 | |
| VMP-4-5 | 8/21/2025 | 12:00 | -0.23 | -0.23 | 0.0 | 0 | 0.3 | 20.8 | 0.0 | 0.0 | 0.0 | 0.0 | |
| VMP-4-5 | 9/18/2025 | 08:10 | -0.07 | -0.06 | 0.0 | 0 | 0.2 | 20.9 | 0.0 | 0.0 | 0.0 | 0.0 | |
| VMP-4-5 | 10/23/2025 | 12:31 | 0.00 | -0.28 | 0.0 | 0 | 0.1 | 20.9 | 0.0 | 0.0 | 0.0 | 0.0 | |
| VMP-4-5 | 11/25/2025 | 08:40 | -0.31 | -0.27 | 0.0 | 0 | 0.1 | 20.9 | 0.0 | 0.0 | 0.0 | 0.0 | |
| VMP-4-5 | 11/25/2025 | 08:40 | NM | NM | 0.0 | 0 | 0.1 | 20.9 | 0.0 | 0.0 | 0.0 | 0.0 | Duplicate sample. |
| VMP-4-5 | 12/17/2025 | 11:36 | 0.00 | 0.00 | 0.0 | 0 | 0.1 | 20.9 | 0.0 | 0.0 | 0.0 | 0.0 | |
| VMP-4-12 | 1/30/2025 | 11:37 | 0.00 | -0.17 | 0.0 | 0 | 0.1 | 20.7 | 0.0 | 0.0 | 0.0 | 0.0 | |
| VMP-4-12 | 2/27/2025 | 13:12 | -1.57 | -1.58 | 0.0 | 0 | 0.1 | 20.8 | 0.0 | 0.0 | 0.0 | 0.0 | |
| VMP-4-12 | 3/20/2025 | 13:46 | 0.00 | -2.04 | 0.0 | 0 | 0.2 | 20.7 | 0.0 | 0.0 | 0.0 | 0.0 | |
| VMP-4-12 | 4/22/2025 | 10:01 | -1.66 | -1.54 | 0.0 | 0 | 0.3 | 20.4 | 0.0 | 0.0 | 0.0 | 0.0 | |
| VMP-4-12 | 5/21/2025 | 13:14 | -1.44 | -1.47 | 0.0 | 0 | 0.7 | 20.3 | 0.0 | 0.0 | 0.0 | 0.0 | |
| VMP-4-12 | 6/19/2025 | 08:41 | -1.47 | -1.53 | 0.0 | 0 | 0.6 | 20.3 | 0.0 | 0.0 | 0.0 | 0.0 | |
| VMP-4-12 | 7/17/2025 | 08:46 | -1.75 | -0.53 | 0.0 | 0 | 0.5 | 20.3 | 0.0 | 0.0 | 0.0 | 0.0 | |
| VMP-4-12 | 8/21/2025 | 12:01 | -1.58 | -1.24 | 0.0 | 0 | 0.8 | 20.4 | 0.3 | 0.0 | 0.0 | 0.0 | |
| VMP-4-12 | 9/18/2025 | 08:11 | -0.36 | -0.35 | 0.0 | 0 | 0.3 | 20.7 | 0.0 | 0.0 | 0.0 | 0.0 | |
| VMP-4-12 | 10/23/2025 | 12:32 | -1.62 | -1.72 | 0.0 | 0 | 0.3 | 20.8 | 0.0 | 0.0 | 0.0 | 0.0 | |
| VMP-4-12 | 11/25/2025 | 08:41 | -1.60 | -1.55 | 0.0 | 0 | 0.2 | 20.8 | 0.0 | 0.0 | 0.0 | 0.0 | |
| VMP-4-12 | 11/25/2025 | 08:41 | NM | NM | 0.0 | 0 | 0.2 | 20.8 | 0.0 | 0.0 | 0.0 | 0.0 | Duplicate sample. |
| VMP-4-12 | 12/17/2025 | 11:37 | -0.55 | -0.50 | 0.0 | 0 | 0.1 | 20.9 | 0.0 | 0.0 | 0.0 | 0.0 | |

**TABLE 9**
**SVE SYSTEM MONTHLY MONITORING - VMP SAMPLING DATA**

| Sample ID | Date | Initial Reading Time (24-Hour) | Vacuum/Pressure | | Fixed Gases | | | | Soil Vapor Concentrations | | | | Comments |
|---|---|---|---|---|---|---|---|---|---|---|---|---|---|
| | | | Initial Reading (Inches of $H_2O$) | Stabilized Reading (Inches of $H_2O$) | $CH_4$ (%) | LEL (%) | $CO_2$ (%) | $O_2$ (%) | PID (ppmv) | THC (ppmv) | $CH_4$ (ppmv) | PHC (ppmv) | |
| VMP-4-23.5 | 1/30/2025 | 11:38 | 0.00 | -0.17 | 0.0 | 0 | 3.7 | 17.2 | 0.0 | 0.0 | 0.0 | 0.0 | |
| VMP-4-23.5 | 2/27/2025 | 13:13 | -0.92 | -0.87 | 0.0 | 0 | 3.2 | 17.6 | 0.0 | 0.0 | 0.0 | 0.0 | |
| VMP-4-23.5 | 3/20/2025 | 13:47 | 0.00 | -0.93 | 0.0 | 0 | 3.2 | 17.6 | 0.0 | 0.0 | 0.0 | 0.0 | |
| VMP-4-23.5 | 4/22/2025 | 10:02 | -1.11 | -0.98 | 0.0 | 0 | 3.3 | 17.3 | 0.0 | 0.0 | 0.0 | 0.0 | |
| VMP-4-23.5 | 5/21/2025 | 13:15 | -1.16 | -1.08 | 0.0 | 0 | 4.0 | 16.1 | 0.0 | 0.6 | 0.2 | 0.4 | |
| VMP-4-23.5 | 6/19/2025 | 08:42 | -1.33 | -1.16 | 0.0 | 0 | 3.5 | 16.9 | 0.0 | 4.2 | 4.2 | 0.0 | |
| VMP-4-23.5 | 7/17/2025 | 08:47 | -1.26 | -1.72 | 0.0 | 0 | 3.3 | 16.6 | 0.0 | 0.0 | 0.0 | 0.0 | |
| VMP-4-23.5 | 7/17/2025 | 08:47 | NM | NM | 0.0 | 0 | 3.3 | 16.6 | 0.0 | 0.0 | 0.0 | 0.0 | Duplicate sample. |
| VMP-4-23.5 | 8/21/2025 | 12:02 | -0.62 | -0.66 | 0.0 | 0 | 3.5 | 16.6 | 0.0 | 2.8 | 2.5 | 0.3 | |
| VMP-4-23.5 | 9/18/2025 | 08:12 | -0.26 | -0.23 | 0.0 | 0 | 2.9 | 17.1 | 0.0 | 0.0 | 0.0 | 0.0 | |
| VMP-4-23.5 | 10/23/2025 | 12:33 | -0.77 | -0.63 | 0.0 | 0 | 3.8 | 16.7 | 0.0 | 0.0 | 0.0 | 0.0 | |
| VMP-4-23.5 | 11/25/2025 | 08:42 | -1.36 | -1.08 | 0.0 | 0 | 3.8 | 17.1 | 0.0 | 0.0 | 0.0 | 0.0 | |
| VMP-4-23.5 | 12/17/2025 | 11:38 | -0.21 | -0.23 | 0.0 | 0 | 4.3 | 15.8 | 0.0 | 0.0 | 0.0 | 0.0 | |
| VMP-4-39 | 1/30/2025 | 11:39 | NM | NM | NM | NM | NM | NM | NM | NM | NM | NM | Screen submerged. |
| VMP-4-39 | 2/27/2025 | 13:14 | NM | NM | NM | NM | NM | NM | NM | NM | NM | NM | Screen submerged. |
| VMP-4-39 | 3/20/2025 | 13:48 | NM | NM | NM | NM | NM | NM | NM | NM | NM | NM | Screen submerged. |
| VMP-4-39 | 4/22/2025 | 10:03 | NM | NM | NM | NM | NM | NM | NM | NM | NM | NM | Screen submerged. |
| VMP-4-39 | 5/21/2025 | 13:16 | NM | NM | NM | NM | NM | NM | NM | NM | NM | NM | Screen submerged. |
| VMP-4-39 | 6/19/2025 | 08:43 | NM | NM | NM | NM | NM | NM | NM | NM | NM | NM | Screen submerged. |
| VMP-4-39 | 7/17/2025 | 08:48 | NM | NM | NM | NM | NM | NM | NM | NM | NM | NM | Screen submerged. |
| VMP-4-39 | 8/21/2025 | 12:03 | NM | NM | NM | NM | NM | NM | NM | NM | NM | NM | Screen submerged. |
| VMP-4-39 | 9/18/2025 | 08:13 | NM | NM | NM | NM | NM | NM | NM | NM | NM | NM | Screen submerged. |
| VMP-4-39 | 10/23/2025 | 12:34 | NM | NM | NM | NM | NM | NM | NM | NM | NM | NM | Screen submerged. |
| VMP-4-39 | 11/25/2025 | 08:43 | NM | NM | NM | NM | NM | NM | NM | NM | NM | NM | Screen submerged. |
| VMP-4-39 | 12/17/2025 | 11:39 | NM | NM | NM | NM | NM | NM | NM | NM | NM | NM | Screen submerged. |
| VMP-5-5 | 1/29/2025 | 14:08 | NM | NM | NM | NM | NM | NM | NM | NM | NM | NM | Not sampled. VMP encased in ice. |
| VMP-5-5 | 2/26/2025 | 13:54 | 0.00 | 0.00 | 0.0 | 0 | 0.3 | 20.8 | 0.0 | 0.0 | 0.0 | 0.0 | |
| VMP-5-5 | 3/20/2025 | 12:13 | 0.00 | 0.00 | 0.0 | 0 | 0.2 | 20.8 | 0.0 | 0.0 | 0.0 | 0.0 | |
| VMP-5-5 | 4/22/2025 | 08:52 | 0.00 | 0.00 | 0.0 | 0 | 0.4 | 20.6 | 0.2 | 3.0 | 1.0 | 2.0 | |
| VMP-5-5 | 5/22/2025 | 11:48 | -0.28 | 0.00 | 0.0 | 0 | 0.4 | 20.6 | 0.0 | 0.0 | 0.0 | 0.0 | |
| VMP-5-5 | 6/19/2025 | 08:00 | 0.00 | 0.00 | 0.0 | 0 | 0.7 | 20.4 | 0.0 | 0.0 | 0.0 | 0.0 | |
| VMP-5-5 | 7/16/2025 | 13:13 | -0.09 | 0.00 | 0.0 | 0 | 1.0 | 19.8 | 0.0 | 0.0 | 0.0 | 0.0 | |
| VMP-5-5 | 8/21/2025 | 10:22 | 0.00 | 0.00 | 0.0 | 0 | 1.8 | 19.1 | 0.0 | 0.0 | 0.0 | 0.0 | |
| VMP-5-5 | 9/17/2025 | 13:30 | 0.00 | 0.00 | 0.0 | 0 | 2.0 | 19.1 | 0.0 | 0.0 | 0.0 | 0.0 | |
| VMP-5-5 | 10/23/2025 | 11:29 | -0.50 | -0.51 | 0.0 | 0 | 1.3 | 19.8 | 0.0 | 0.0 | 0.0 | 0.0 | |
| VMP-5-5 | 11/24/2025 | 13:25 | 0.00 | 0.00 | 0.0 | 0 | 1.0 | 20.0 | 0.0 | 0.0 | 0.0 | 0.0 | |
| VMP-5-5 | 12/17/2025 | 10:33 | 0.00 | 0.00 | 0.0 | 0 | 0.5 | 20.6 | 0.0 | 0.0 | 0.0 | 0.0 | |

**TABLE 9**
**SVE SYSTEM MONTHLY MONITORING - VMP SAMPLING DATA**

| Sample ID | Date | Initial Reading Time (24-Hour) | Vacuum/Pressure | | Fixed Gases | | | | Soil Vapor Concentrations | | | | Comments |
|---|---|---|---|---|---|---|---|---|---|---|---|---|---|
| | | | Initial Reading (Inches of $H_2O$) | Stabilized Reading (Inches of $H_2O$) | $CH_4$ (%) | LEL (%) | $CO_2$ (%) | $O_2$ (%) | PID (ppmv) | THC (ppmv) | $CH_4$ (ppmv) | PHC (ppmv) | |
| VMP-5-12.5 | 1/29/2025 | 14:08 | NM | NM | NM | NM | NM | NM | NM | NM | NM | NM | Not sampled. VMP encased in ice. |
| VMP-5-12.5 | 2/26/2025 | 13:55 | 0.00 | 0.00 | 0.0 | 0 | 0.7 | 20.4 | 0.0 | 0.0 | 0.0 | 0.0 | |
| VMP-5-12.5 | 3/20/2025 | 12:14 | -0.17 | -0.13 | 0.0 | 0 | 0.7 | 20.4 | 0.0 | 0.0 | 0.0 | 0.0 | |
| VMP-5-12.5 | 4/22/2025 | 08:53 | 0.00 | 0.00 | 0.0 | 0 | 0.8 | 20.1 | 0.5 | 3.8 | 0.0 | 3.8 | |
| VMP-5-12.5 | 5/22/2025 | 11:49 | -0.26 | 0.45 | 0.0 | 0 | 1.4 | 19.4 | 0.0 | 0.0 | 0.0 | 0.0 | |
| VMP-5-12.5 | 6/19/2025 | 08:01 | -0.30 | 0.22 | 0.0 | 0 | 2.2 | 18.2 | 0.0 | 0.0 | 0.0 | 0.0 | |
| VMP-5-12.5 | 7/16/2025 | 13:14 | 0.00 | 0.00 | 0.0 | 0 | 2.9 | 17.7 | 0.0 | 0.0 | 0.0 | 0.0 | |
| VMP-5-12.5 | 8/21/2025 | 10:23 | 0.00 | 0.00 | 0.0 | 0 | 2.4 | 18.5 | 0.0 | 0.0 | 0.0 | 0.0 | |
| VMP-5-12.5 | 9/17/2025 | 13:31 | 0.00 | 0.00 | 0.0 | 0 | 3.8 | 17.3 | 0.0 | 0.0 | 0.0 | 0.0 | |
| VMP-5-12.5 | 10/23/2025 | 11:30 | -0.16 | 0.34 | 0.0 | 0 | 0.8 | 20.4 | 0.0 | 3.3 | 2.8 | 0.5 | |
| VMP-5-12.5 | 11/24/2025 | 13:26 | 0.00 | 0.00 | 0.0 | 0 | 2.5 | 19.0 | 0.0 | 0.0 | 0.0 | 0.0 | |
| VMP-5-12.5 | 12/17/2025 | 10:34 | 0.00 | 0.48 | 0.0 | 0 | 1.5 | 19.8 | 0.0 | 0.0 | 0.0 | 0.0 | |
| VMP-5-31 | 1/29/2025 | 14:08 | NM | NM | NM | NM | NM | NM | NM | NM | NM | NM | Not sampled. VMP encased in ice. |
| VMP-5-31 | 2/26/2025 | 13:56 | 0.00 | -0.10 | 0.0 | 0 | 2.5 | 18.4 | 0.0 | 0.0 | 0.0 | 0.0 | |
| VMP-5-31 | 3/20/2025 | 12:15 | -0.73 | -0.61 | 0.0 | 0 | 1.8 | 19.1 | 0.0 | 0.0 | 0.0 | 0.0 | |
| VMP-5-31 | 4/22/2025 | 08:54 | -0.38 | -0.29 | 0.0 | 0 | 2.3 | 18.5 | 0.0 | 0.0 | 0.0 | 0.0 | |
| VMP-5-31 | 5/22/2025 | 11:50 | -0.25 | -0.11 | 0.0 | 0 | 1.9 | 18.9 | 0.0 | 0.0 | 0.0 | 0.0 | |
| VMP-5-31 | 6/19/2025 | 08:02 | -0.72 | -0.52 | 0.0 | 0 | 2.3 | 17.7 | 0.0 | 0.0 | 0.0 | 0.0 | |
| VMP-5-31 | 6/19/2025 | 08:02 | NM | NM | 0.0 | 0 | 2.1 | 17.9 | 0.0 | 0.0 | 0.0 | 0.0 | Duplicate sample. |
| VMP-5-31 | 7/16/2025 | 13:15 | 0.00 | 0.10 | 0.0 | 0 | 2.4 | 17.5 | 0.0 | 0.0 | 0.0 | 0.0 | |
| VMP-5-31 | 8/21/2025 | 10:24 | -0.23 | -0.13 | 0.0 | 0 | 2.8 | 17.1 | 0.0 | 0.0 | 0.0 | 0.0 | |
| VMP-5-31 | 9/17/2025 | 13:32 | 0.00 | 0.09 | 0.0 | 0 | 3.3 | 16.8 | 0.0 | 0.0 | 0.0 | 0.0 | |
| VMP-5-31 | 10/24/2025 | 09:43 | -0.33 | 0.00 | 0.0 | 0 | 3.7 | 16.7 | 0.0 | 0.0 | 0.0 | 0.0 | |
| VMP-5-31 | 11/24/2025 | 13:27 | 0.00 | 0.00 | 0.0 | 0 | 3.7 | 17.0 | 0.0 | 0.0 | 0.0 | 0.0 | |
| VMP-5-31 | 12/17/2025 | 10:35 | 0.00 | 0.00 | 0.0 | 0 | 3.7 | 17.2 | 0.0 | 0.0 | 0.0 | 0.0 | |
| VMP-5-40 | 1/29/2025 | 14:08 | NM | NM | NM | NM | NM | NM | NM | NM | NM | NM | Not sampled. VMP encased in ice. |
| VMP-5-40 | 2/26/2025 | 13:57 | 0.00 | 0.00 | 0.0 | 0 | 0.1 | 20.9 | 0.0 | 0.0 | 0.0 | 0.0 | |
| VMP-5-40 | 3/20/2025 | 12:16 | -0.75 | -0.60 | 0.0 | 0 | 2.4 | 18.5 | 0.0 | 0.0 | 0.0 | 0.0 | |
| VMP-5-40 | 4/22/2025 | 08:55 | -0.38 | -0.29 | 0.0 | 0 | 2.3 | 18.5 | 0.0 | 0.0 | 0.0 | 0.0 | |
| VMP-5-40 | 5/22/2025 | 11:51 | -0.39 | -0.15 | 0.0 | 0 | 1.1 | 20.0 | 0.0 | 0.0 | 0.0 | 0.0 | |
| VMP-5-40 | 6/19/2025 | 08:03 | -0.75 | -0.51 | 0.0 | 0 | 2.5 | 17.6 | 0.0 | 0.0 | 0.0 | 0.0 | |
| VMP-5-40 | 7/16/2025 | 13:16 | 0.00 | 0.00 | 0.0 | 0 | 2.4 | 17.6 | 0.0 | 0.0 | 0.0 | 0.0 | |
| VMP-5-40 | 8/21/2025 | 10:25 | -0.21 | -0.12 | 0.0 | 0 | 2.9 | 17.1 | 0.0 | 0.0 | 0.0 | 0.0 | |
| VMP-5-40 | 9/17/2025 | 13:33 | 0.00 | 0.03 | 0.0 | 0 | 3.4 | 16.8 | 0.0 | 0.0 | 0.0 | 0.0 | |
| VMP-5-40 | 10/23/2025 | 11:32 | -0.29 | 0.78 | 0.0 | 0 | 3.6 | 16.9 | 0.0 | 0.0 | 0.0 | 0.0 | |
| VMP-5-40 | 11/24/2025 | 13:28 | 0.00 | 0.00 | 0.0 | 0 | 3.6 | 17.2 | 0.0 | 0.0 | 0.0 | 0.0 | |
| VMP-5-40 | 12/17/2025 | 10:36 | 0.00 | 0.00 | 0.0 | 0 | 3.6 | 17.2 | 0.0 | 0.0 | 0.0 | 0.0 | |

SEE LAST PAGE OF TABLE FOR NOTES

**TABLE 9**
**SVE SYSTEM MONTHLY MONITORING - VMP SAMPLING DATA**

| Sample ID | Date | Initial Reading Time (24-Hour) | Vacuum/Pressure | | Fixed Gases | | | | Soil Vapor Concentrations | | | | Comments |
|---|---|---|---|---|---|---|---|---|---|---|---|---|---|
| | | | Initial Reading (Inches of $H_2O$) | Stabilized Reading (Inches of $H_2O$) | $CH_4$ (%) | LEL (%) | $CO_2$ (%) | $O_2$ (%) | PID (ppmv) | THC (ppmv) | $CH_4$ (ppmv) | PHC (ppmv) | |
| VMP-6-5 | 1/29/2025 | 12:30 | 0.00 | 0.00 | 0.0 | 0 | 0.3 | 20.6 | 0.0 | 0.0 | 0.0 | 0.0 | |
| VMP-6-5 | 2/26/2025 | 13:02 | 0.00 | 0.00 | 0.0 | 0 | 1.9 | 18.8 | 0.0 | 0.0 | 0.0 | 0.0 | |
| VMP-6-5 | 3/20/2025 | 11:00 | 0.00 | 0.00 | 0.0 | 0 | 0.1 | 20.9 | 0.0 | 0.0 | 0.0 | 0.0 | |
| VMP-6-5 | 4/21/2025 | 14:02 | 0.00 | 0.00 | 0.0 | 0 | 0.5 | 20.5 | 0.0 | 0.0 | 0.0 | 0.0 | |
| VMP-6-5 | 5/22/2025 | 12:18 | 0.00 | 0.00 | 0.0 | 0 | 0.4 | 20.6 | 0.0 | 0.0 | 0.0 | 0.0 | |
| VMP-6-5 | 6/18/2025 | 14:20 | 0.00 | 0.00 | 0.0 | 0 | 1.6 | 19.6 | 0.0 | 0.0 | 0.0 | 0.0 | |
| VMP-6-5 | 7/16/2025 | 12:37 | 0.00 | 0.00 | 0.0 | 0 | 1.5 | 19.0 | 0.0 | 0.0 | 0.0 | 0.0 | |
| VMP-6-5 | 8/21/2025 | 09:25 | 0.00 | 0.00 | 0.0 | 0 | 1.4 | 19.8 | 0.0 | 0.0 | 0.0 | 0.0 | |
| VMP-6-5 | 9/17/2025 | 12:25 | 0.00 | 0.00 | 0.0 | 0 | 4.1 | 17.0 | 0.0 | 0.0 | 0.0 | 0.0 | |
| VMP-6-5 | 10/22/2025 | 13:18 | 0.00 | 0.00 | 0.0 | 0 | 2.9 | 17.6 | 0.0 | 6.7 | 0.0 | 6.7 | |
| VMP-6-5 | 11/24/2025 | 12:15 | 0.00 | 0.00 | 0.0 | 0 | 4.2 | 16.3 | 0.0 | 2.7 | 0.0 | 2.7 | |
| VMP-6-5 | 12/17/2025 | 09:12 | 0.00 | 0.00 | 0.0 | 0 | 0.4 | 20.7 | 0.0 | 0.0 | 0.0 | 0.0 | |
| VMP-6-10 | 1/29/2025 | 12:31 | -0.19 | 0.00 | 0.0 | 0 | 1.6 | 19.1 | 0.0 | 0.0 | 0.0 | 0.0 | |
| VMP-6-10 | 2/26/2025 | 13:03 | 0.14 | 0.00 | 0.0 | 0 | 2.9 | 17.5 | 0.0 | 0.0 | 0.0 | 0.0 | |
| VMP-6-10 | 3/20/2025 | 11:01 | -0.22 | -0.25 | 0.0 | 0 | 1.4 | 19.7 | 0.0 | 0.0 | 0.0 | 0.0 | |
| VMP-6-10 | 4/21/2025 | 14:03 | 0.00 | 0.00 | 0.0 | 0 | 1.5 | 19.3 | 0.0 | 0.0 | 0.0 | 0.0 | |
| VMP-6-10 | 5/22/2025 | 12:19 | 0.00 | 0.00 | 0.0 | 0 | 1.7 | 19.1 | 0.0 | 0.0 | 0.0 | 0.0 | |
| VMP-6-10 | 6/18/2025 | 14:21 | 0.00 | 0.00 | 0.0 | 0 | 2.5 | 17.8 | 0.0 | 0.0 | 0.0 | 0.0 | |
| VMP-6-10 | 7/16/2025 | 12:38 | 0.00 | 0.00 | 0.0 | 0 | 3.7 | 16.5 | 0.0 | 0.0 | 0.0 | 0.0 | |
| VMP-6-10 | 8/21/2025 | 09:26 | 0.00 | 0.00 | 0.0 | 0 | 4.2 | 16.8 | 0.0 | 0.0 | 0.0 | 0.0 | |
| VMP-6-10 | 9/17/2025 | 12:26 | 0.00 | 0.00 | 0.0 | 0 | 4.7 | 15.9 | 0.0 | 0.0 | 0.0 | 0.0 | |
| VMP-6-10 | 10/22/2025 | 13:19 | 0.00 | 0.00 | 0.0 | 0 | 4.4 | 16.2 | 0.0 | 7.7 | 0.0 | 7.7 | |
| VMP-6-10 | 11/24/2025 | 12:16 | -0.09 | 0.00 | 0.0 | 0 | 4.9 | 15.5 | 0.0 | 2.7 | 0.0 | 2.7 | |
| VMP-6-10 | 12/17/2025 | 09:13 | -0.19 | 0.00 | 0.0 | 0 | 2.1 | 18.9 | 0.0 | 0.0 | 0.0 | 0.0 | |
| VMP-6-31.5 | 1/29/2025 | 12:32 | 0.00 | 0.00 | 0.0 | 0 | 5.7 | 14.0 | 0.0 | 0.0 | 0.0 | 0.0 | |
| VMP-6-31.5 | 2/26/2025 | 13:04 | 0.26 | 0.00 | 0.0 | 0 | 6.0 | 13.9 | 0.0 | 0.0 | 0.0 | 0.0 | |
| VMP-6-31.5 | 3/20/2025 | 11:02 | -0.39 | -0.28 | 0.0 | 0 | 5.1 | 15.0 | 0.0 | 0.0 | 0.0 | 0.0 | |
| VMP-6-31.5 | 4/21/2025 | 14:04 | -0.14 | -0.12 | 0.0 | 0 | 5.0 | 14.8 | 0.0 | 0.0 | 0.0 | 0.0 | |
| VMP-6-31.5 | 5/22/2025 | 12:20 | 0.00 | 0.00 | 0.0 | 0 | 5.3 | 13.8 | 0.0 | 0.0 | 0.0 | 0.0 | |
| VMP-6-31.5 | 6/18/2025 | 14:22 | 0.00 | 0.00 | 0.0 | 0 | 6.0 | 12.6 | 0.0 | 0.0 | 0.0 | 0.0 | |
| VMP-6-31.5 | 7/16/2025 | 12:39 | 0.00 | 0.00 | 0.0 | 0 | 6.0 | 12.3 | 0.0 | 0.0 | 0.0 | 0.0 | |
| VMP-6-31.5 | 8/21/2025 | 09:27 | 0.00 | 0.00 | 0.0 | 0 | 6.7 | 12.3 | 0.0 | 0.0 | 0.0 | 0.0 | |
| VMP-6-31.5 | 9/17/2025 | 12:27 | 0.00 | 0.00 | 0.0 | 0 | 5.4 | 14.5 | 0.0 | 0.0 | 0.0 | 0.0 | |
| VMP-6-31.5 | 10/22/2025 | 13:20 | 0.00 | 0.00 | 0.0 | 0 | 7.4 | 12.1 | 0.0 | 0.0 | 0.0 | 0.0 | |
| VMP-6-31.5 | 11/24/2025 | 12:17 | 0.00 | 0.12 | 0.0 | 0 | 7.5 | 12.2 | 0.0 | 0.0 | 0.0 | 0.0 | |
| VMP-6-31.5 | 12/17/2025 | 09:14 | -0.10 | 0.00 | 0.0 | 0 | 6.9 | 13.3 | 0.0 | 0.0 | 0.0 | 0.0 | |

**TABLE 9**
**SVE SYSTEM MONTHLY MONITORING - VMP SAMPLING DATA**

| Sample ID | Date | Initial Reading Time (24-Hour) | Vacuum/Pressure | | Fixed Gases | | | | Soil Vapor Concentrations | | | | Comments |
|---|---|---|---|---|---|---|---|---|---|---|---|---|---|
| | | | Initial Reading (Inches of $H_2O$) | Stabilized Reading (Inches of $H_2O$) | $CH_4$ (%) | LEL (%) | $CO_2$ (%) | $O_2$ (%) | PID (ppmv) | THC (ppmv) | $CH_4$ (ppmv) | PHC (ppmv) | |
| VMP-6-39 | 1/29/2025 | 12:33 | 0.00 | 0.00 | 0.0 | 0 | 6.9 | 12.5 | 0.0 | 0.0 | 0.0 | 0.0 | |
| VMP-6-39 | 2/26/2025 | 13:05 | NM | NM | 0.0 | 0 | 7.2 | 12.4 | 0.0 | 0.0 | 0.0 | 0.0 | Duplicate sample. |
| VMP-6-39 | 2/26/2025 | 13:05 | 0.33 | 0.00 | 0.0 | 0 | 7.3 | 12.4 | 0.0 | 0.0 | 0.0 | 0.0 | |
| VMP-6-39 | 3/20/2025 | 11:03 | -0.45 | -0.20 | 0.0 | 0 | 6.6 | 12.8 | 0.0 | 0.0 | 0.0 | 0.0 | |
| VMP-6-39 | 4/21/2025 | 14:05 | -0.18 | -0.13 | 0.0 | 0 | 6.7 | 12.3 | 0.0 | 0.0 | 0.0 | 0.0 | |
| VMP-6-39 | 5/22/2025 | 12:21 | 0.00 | 0.00 | 0.0 | 0 | 6.0 | 13.0 | 0.0 | 0.0 | 0.0 | 0.0 | |
| VMP-6-39 | 6/18/2025 | 14:23 | 0.00 | 0.00 | 0.0 | 0 | 6.0 | 12.9 | 0.0 | 0.0 | 0.0 | 0.0 | |
| VMP-6-39 | 7/16/2025 | 12:40 | 0.00 | 0.00 | 0.0 | 0 | 2.0 | 18.8 | 0.0 | 0.0 | 0.0 | 0.0 | |
| VMP-6-39 | 8/21/2025 | 09:28 | 0.00 | 0.00 | 0.0 | 0 | 6.9 | 12.2 | 0.0 | 0.0 | 0.0 | 0.0 | |
| VMP-6-39 | 9/17/2025 | 12:28 | 0.00 | 0.00 | 0.0 | 0 | 7.1 | 12.1 | 0.0 | 0.0 | 0.0 | 0.0 | |
| VMP-6-39 | 10/22/2025 | 13:21 | 0.00 | 0.00 | 0.0 | 0 | 7.3 | 12.2 | 0.4 | 3.4 | 0.0 | 3.4 | |
| VMP-6-39 | 11/24/2025 | 12:18 | 0.00 | 0.00 | 0.0 | 0 | 7.7 | 12.0 | 0.0 | 4.2 | 2.9 | 1.3 | |
| VMP-6-39 | 12/17/2025 | 09:15 | -0.10 | 0.00 | 0.0 | 0 | 7.2 | 12.9 | 0.0 | 0.0 | 0.0 | 0.0 | |
| VMP-6-39 | 12/17/2025 | 09:15 | NM | NM | 0.0 | 0 | 7.1 | 13.0 | 0.0 | 0.0 | 0.0 | 0.0 | Duplicate sample. |
| VMP-7-5 | 1/29/2025 | 12:05 | 0.00 | 0.00 | 0.0 | 0 | 0.6 | 20.1 | 0.0 | 2.7 | 2.0 | 0.7 | |
| VMP-7-5 | 2/26/2025 | 12:30 | 0.00 | 0.00 | 0.0 | 0 | 0.5 | 20.4 | 0.0 | 3.4 | 2.6 | 0.8 | |
| VMP-7-5 | 3/19/2025 | 13:40 | -0.14 | -0.12 | 0.0 | 0 | 0.7 | 20.1 | 0.0 | 0.0 | 0.0 | 0.0 | |
| VMP-7-5 | 4/21/2025 | 13:27 | 0.00 | 0.00 | 0.0 | 0 | 0.4 | 20.7 | 0.0 | 0.0 | 0.0 | 0.0 | |
| VMP-7-5 | 5/22/2025 | 12:43 | 0.00 | 0.00 | 0.0 | 0 | 0.5 | 20.6 | 0.0 | 0.0 | 0.0 | 0.0 | |
| VMP-7-5 | 6/18/2025 | 13:30 | 0.00 | 0.00 | 0.0 | 0 | 0.8 | 20.3 | 0.0 | 0.0 | 0.0 | 0.0 | |
| VMP-7-5 | 7/16/2025 | 11:55 | 0.00 | 0.00 | 0.0 | 0 | 1.3 | 19.7 | 0.0 | 0.0 | 0.0 | 0.0 | |
| VMP-7-5 | 8/20/2025 | 13:52 | 0.00 | 0.00 | 0.0 | 0 | 1.2 | 19.4 | 0.0 | 2.6 | 1.4 | 1.2 | |
| VMP-7-5 | 9/17/2025 | 11:50 | 0.00 | 0.00 | 0.0 | 0 | 1.2 | 19.6 | 0.0 | 0.0 | 0.0 | 0.0 | |
| VMP-7-5 | 10/22/2025 | 12:42 | 0.00 | 0.00 | 0.0 | 0 | 1.2 | 19.6 | 0.0 | 0.0 | 0.0 | 0.0 | |
| VMP-7-5 | 11/24/2025 | 11:50 | 0.00 | 0.00 | 0.0 | 0 | 0.9 | 19.8 | 0.0 | 0.0 | 0.0 | 0.0 | |
| VMP-7-5 | 12/17/2025 | 08:32 | 0.00 | 0.00 | 0.0 | 0 | 0.6 | 20.5 | 0.0 | 0.0 | 0.0 | 0.0 | |
| VMP-7-5 | 12/17/2025 | 08:32 | NM | NM | 0.0 | 0 | 0.6 | 20.5 | 0.0 | 0.0 | 0.0 | 0.0 | Duplicate sample. |
| VMP-7-13.5 | 1/29/2025 | 12:06 | -0.65 | 0.00 | 0.0 | 0 | 0.6 | 20.1 | 0.0 | 1.5 | 1.2 | 0.3 | |
| VMP-7-13.5 | 2/26/2025 | 12:31 | 0.34 | 0.00 | 0.0 | 0 | 0.7 | 20.2 | 0.0 | 2.3 | 1.7 | 0.6 | |
| VMP-7-13.5 | 3/20/2025 | 10:41 | 0.14 | -0.17 | 0.0 | 0 | 0.6 | 20.5 | 0.0 | 0.0 | 0.0 | 0.0 | |
| VMP-7-13.5 | 4/21/2025 | 13:28 | 0.00 | -0.12 | 0.0 | 0 | 0.5 | 20.7 | 0.0 | 0.0 | 0.0 | 0.0 | |
| VMP-7-13.5 | 5/22/2025 | 12:44 | 0.00 | 0.00 | 0.0 | 0 | 0.3 | 20.7 | 0.0 | 0.0 | 0.0 | 0.0 | |
| VMP-7-13.5 | 6/18/2025 | 13:31 | 0.00 | 0.00 | 0.0 | 0 | 0.7 | 20.4 | 0.0 | 0.0 | 0.0 | 0.0 | |
| VMP-7-13.5 | 6/18/2025 | 13:31 | NM | NM | 0.0 | 0 | 0.7 | 20.4 | 0.0 | 0.0 | 0.0 | 0.0 | Duplicate sample. |
| VMP-7-13.5 | 7/16/2025 | 11:56 | -5.18 | -0.24 | 0.0 | 0 | 0.9 | 20.1 | 0.0 | 0.0 | 0.0 | 0.0 | |
| VMP-7-13.5 | 8/20/2025 | 13:53 | 0.00 | -0.11 | 0.0 | 0 | 0.6 | 19.6 | 0.0 | 8.8 | 5.4 | 3.4 | |
| VMP-7-13.5 | 9/17/2025 | 11:51 | 0.00 | 0.00 | 0.0 | 0 | 0.5 | 20.3 | 2.3 | 5.4 | 3.7 | 1.7 | |
| VMP-7-13.5 | 10/22/2025 | 12:43 | 0.00 | 0.00 | 0.0 | 0 | 0.7 | 20.0 | 0.0 | 0.0 | 0.0 | 0.0 | |
| VMP-7-13.5 | 11/24/2025 | 11:51 | 0.00 | 0.00 | 0.0 | 0 | 0.8 | 20.0 | 0.0 | 0.0 | 0.0 | 0.0 | |
| VMP-7-13.5 | 12/17/2025 | 08:33 | 0.00 | 0.00 | 0.0 | 0 | 0.6 | 20.5 | 0.0 | 0.0 | 0.0 | 0.0 | |

SEE LAST PAGE OF TABLE FOR NOTES

**TABLE 9**
**SVE SYSTEM MONTHLY MONITORING - VMP SAMPLING DATA**

| Sample ID | Date | Initial Reading Time (24-Hour) | Vacuum/Pressure | | Fixed Gases | | | | Soil Vapor Concentrations | | | | Comments |
|---|---|---|---|---|---|---|---|---|---|---|---|---|---|
| | | | Initial Reading (Inches of $H_2O$) | Stabilized Reading (Inches of $H_2O$) | $CH_4$ (%) | LEL (%) | $CO_2$ (%) | $O_2$ (%) | PID (ppmv) | THC (ppmv) | $CH_4$ (ppmv) | PHC (ppmv) | |
| VMP-7-29.5 | 1/29/2025 | 12:07 | -1.80 | 0.24 | 0.0 | 0 | 3.0 | 17.5 | 0.0 | 0.0 | 0.0 | 0.0 | |
| VMP-7-29.5 | 2/26/2025 | 12:32 | -1.34 | 0.00 | 0.0 | 0 | 3.3 | 17.6 | 0.0 | 0.0 | 0.0 | 0.0 | |
| VMP-7-29.5 | 3/20/2025 | 10:42 | 1.20 | 0.00 | 0.0 | 0 | 2.8 | 18.2 | 0.0 | 0.0 | 0.0 | 0.0 | |
| VMP-7-29.5 | 4/21/2025 | 13:29 | -0.31 | -0.21 | 0.0 | 0 | 2.6 | 18.5 | 0.0 | 0.0 | 0.0 | 0.0 | |
| VMP-7-29.5 | 5/22/2025 | 12:45 | -0.40 | 0.72 | 0.0 | 0 | 2.6 | 18.0 | 0.0 | 0.0 | 0.0 | 0.0 | |
| VMP-7-29.5 | 6/18/2025 | 13:32 | 0.00 | 0.88 | 0.0 | 0 | 2.9 | 17.6 | 0.0 | 0.0 | 0.0 | 0.0 | |
| VMP-7-29.5 | 7/16/2025 | 11:57 | -0.13 | 1.14 | 0.0 | 0 | 3.0 | 17.2 | 0.0 | 0.0 | 0.0 | 0.0 | |
| VMP-7-29.5 | 8/20/2025 | 13:54 | -0.28 | 0.67 | 0.0 | 0 | 3.5 | 16.9 | 0.0 | 0.0 | 0.0 | 0.0 | |
| VMP-7-29.5 | 9/17/2025 | 11:52 | 0.79 | 0.39 | 0.0 | 0 | 3.5 | 16.9 | 0.3 | 0.0 | 0.0 | 0.0 | |
| VMP-7-29.5 | 10/22/2025 | 12:44 | -0.56 | 0.70 | 0.0 | 0 | 4.0 | 16.4 | 0.2 | 0.0 | 0.0 | 0.0 | |
| VMP-7-29.5 | 11/24/2025 | 11:52 | 1.25 | 0.21 | 0.0 | 0 | 4.2 | 16.2 | 0.0 | 0.0 | 0.0 | 0.0 | |
| VMP-7-29.5 | 12/17/2025 | 08:34 | -0.35 | 0.00 | 0.0 | 0 | 4.0 | 17.0 | 0.0 | 0.0 | 0.0 | 0.0 | |
| VMP-7-38 | 1/29/2025 | 12:08 | 0.10 | 0.00 | 0.0 | 0 | 2.8 | 17.8 | 0.0 | 1.5 | 1.5 | 0.0 | |
| VMP-7-38 | 2/26/2025 | 12:33 | -0.63 | 0.14 | 0.0 | 0 | 3.1 | 17.9 | 0.0 | 2.5 | 2.0 | 0.5 | |
| VMP-7-38 | 3/20/2025 | 10:43 | 0.32 | -0.18 | 0.0 | 0 | 2.6 | 18.5 | 0.0 | 0.0 | 0.0 | 0.0 | |
| VMP-7-38 | 4/21/2025 | 13:30 | 0.00 | -0.15 | 0.0 | 0 | 2.5 | 18.7 | 0.0 | 0.0 | 0.0 | 0.0 | |
| VMP-7-38 | 5/22/2025 | 12:46 | 0.00 | 0.00 | 0.0 | 0 | 2.3 | 18.5 | 0.0 | 0.0 | 0.0 | 0.0 | |
| VMP-7-38 | 6/18/2025 | 13:33 | 0.00 | 0.00 | 0.0 | 0 | 2.5 | 18.2 | 0.0 | 0.0 | 0.0 | 0.0 | |
| VMP-7-38 | 7/16/2025 | 11:58 | 0.00 | 0.10 | 0.0 | 0 | 2.6 | 17.8 | 0.0 | 0.0 | 0.0 | 0.0 | |
| VMP-7-38 | 8/20/2025 | 13:55 | 0.00 | 0.00 | 0.0 | 0 | 2.9 | 17.6 | 0.0 | 0.0 | 0.0 | 0.0 | |
| VMP-7-38 | 9/17/2025 | 11:53 | 0.00 | 0.00 | 0.0 | 0 | 2.9 | 17.7 | 0.3 | 0.0 | 0.0 | 0.0 | |
| VMP-7-38 | 10/22/2025 | 12:45 | 0.00 | 0.00 | 0.0 | 0 | 2.2 | 18.7 | 0.0 | 0.0 | 0.0 | 0.0 | |
| VMP-7-38 | 11/24/2025 | 11:53 | 0.17 | 0.76 | 0.0 | 0 | 3.3 | 17.1 | 0.0 | 0.0 | 0.0 | 0.0 | |
| VMP-7-38 | 12/17/2025 | 08:35 | -0.09 | -0.14 | 0.0 | 0 | 2.9 | 18.1 | 0.0 | 0.0 | 0.0 | 0.0 | |
| VMP-9-5 | 1/29/2025 | 11:43 | 0.00 | 0.00 | 0.0 | 0 | 0.5 | 20.3 | 0.0 | 11.8 | 10.3 | 1.5 | |
| VMP-9-5 | 2/26/2025 | 11:08 | 0.00 | 0.00 | 0.0 | 0 | 0.2 | 20.7 | 0.0 | 2.1 | 1.7 | 0.4 | |
| VMP-9-5 | 3/19/2025 | 11:40 | 0.00 | 0.00 | 0.0 | 0 | 0.2 | 20.6 | 0.0 | 0.0 | 0.0 | 0.0 | |
| VMP-9-5 | 4/21/2025 | 11:50 | 0.00 | 0.00 | 0.0 | 0 | 0.2 | 20.8 | 0.0 | 0.0 | 0.0 | 0.0 | |
| VMP-9-5 | 5/22/2025 | 13:13 | 0.00 | 0.00 | 0.0 | 0 | 0.2 | 20.7 | 0.0 | 0.0 | 0.0 | 0.0 | |
| VMP-9-5 | 6/18/2025 | 11:35 | -0.13 | 0.00 | 0.0 | 0 | 0.3 | 20.7 | 0.0 | 0.0 | 0.0 | 0.0 | |
| VMP-9-5 | 7/16/2025 | 11:00 | -0.11 | -0.11 | 0.0 | 0 | 0.4 | 20.4 | 0.0 | 0.0 | 0.0 | 0.0 | |
| VMP-9-5 | 8/20/2025 | 12:32 | 0.00 | -0.15 | 0.0 | 0 | 0.4 | 20.4 | 1.4 | 0.0 | 0.0 | 0.0 | |
| VMP-9-5 | 9/17/2025 | 10:45 | 0.00 | 0.00 | 0.0 | 0 | 0.5 | 20.2 | 0.2 | 0.0 | 0.0 | 0.0 | |
| VMP-9-5 | 10/22/2025 | 10:15 | 0.00 | 0.00 | 0.0 | 0 | 0.4 | 20.5 | 0.0 | 0.0 | 0.0 | 0.0 | |
| VMP-9-5 | 11/24/2025 | 11:20 | 0.00 | 0.00 | 0.0 | 0 | 0.3 | 20.3 | 0.0 | 0.0 | 0.0 | 0.0 | |
| VMP-9-5 | 12/18/2025 | 11:19 | 0.00 | 0.00 | 0.0 | 0 | 0.1 | 20.8 | 0.0 | 0.0 | 0.0 | 0.0 | |

**TABLE 9**
**SVE SYSTEM MONTHLY MONITORING - VMP SAMPLING DATA**

| Sample ID | Date | Initial Reading Time (24-Hour) | Vacuum/Pressure | | Fixed Gases | | | | Soil Vapor Concentrations | | | | Comments |
|---|---|---|---|---|---|---|---|---|---|---|---|---|---|
| | | | Initial Reading (Inches of $H_2O$) | Stabilized Reading (Inches of $H_2O$) | $CH_4$ (%) | LEL (%) | $CO_2$ (%) | $O_2$ (%) | PID (ppmv) | THC (ppmv) | $CH_4$ (ppmv) | PHC (ppmv) | |
| VMP-9-11.5 | 1/29/2025 | 11:44 | -0.10 | 0.00 | 0.0 | 0 | 0.5 | 20.3 | 0.0 | 1.9 | 1.0 | 0.9 | |
| VMP-9-11.5 | 2/26/2025 | 11:09 | -0.14 | 0.00 | 0.0 | 0 | 0.4 | 20.5 | 0.0 | 0.0 | 0.0 | 0.0 | |
| VMP-9-11.5 | 3/19/2025 | 11:40 | 0.00 | 0.00 | 0.0 | 0 | 0.4 | 20.5 | 0.0 | 0.0 | 0.0 | 0.0 | |
| VMP-9-11.5 | 4/21/2025 | 11:51 | -0.21 | -0.18 | 0.0 | 0 | 0.4 | 20.7 | 0.0 | 0.0 | 0.0 | 0.0 | |
| VMP-9-11.5 | 5/22/2025 | 13:14 | -0.22 | -0.21 | 0.0 | 0 | 0.9 | 20.0 | 0.0 | 0.0 | 0.0 | 0.0 | |
| VMP-9-11.5 | 6/18/2025 | 11:36 | -0.32 | 0.00 | 0.0 | 0 | 0.9 | 20.1 | 0.0 | 0.0 | 0.0 | 0.0 | |
| VMP-9-11.5 | 7/16/2025 | 11:01 | -0.30 | -0.32 | 0.0 | 0 | 1.5 | 19.5 | 0.0 | 0.0 | 0.0 | 0.0 | |
| VMP-9-11.5 | 8/20/2025 | 12:33 | -0.17 | -0.19 | 0.0 | 0 | 1.2 | 19.6 | 0.0 | 0.0 | 0.0 | 0.0 | |
| VMP-9-11.5 | 9/17/2025 | 10:46 | -0.16 | -0.16 | 0.0 | 0 | 1.0 | 19.8 | 0.0 | 0.0 | 0.0 | 0.0 | |
| VMP-9-11.5 | 10/22/2025 | 10:16 | 0.00 | -0.09 | 0.0 | 0 | 1.0 | 20.0 | 0.0 | 0.0 | 0.0 | 0.0 | |
| VMP-9-11.5 | 11/24/2025 | 11:21 | 0.00 | 0.00 | 0.0 | 0 | 0.8 | 20.0 | 0.0 | 0.0 | 0.0 | 0.0 | |
| VMP-9-11.5 | 12/18/2025 | 11:20 | 0.00 | -0.30 | 0.0 | 0 | 0.3 | 20.6 | 0.0 | 0.0 | 0.0 | 0.0 | |
| VMP-9-25.5 | 1/29/2025 | 11:45 | -0.22 | -0.12 | 0.0 | 0 | 1.5 | 19.1 | 0.0 | 0.0 | 0.0 | 0.0 | |
| VMP-9-25.5 | 2/26/2025 | 11:10 | 0.00 | 0.00 | 0.0 | 0 | 1.6 | 19.2 | 0.0 | 0.0 | 0.0 | 0.0 | |
| VMP-9-25.5 | 3/19/2025 | 11:40 | 0.00 | 0.00 | 0.0 | 0 | 1.4 | 19.6 | 0.0 | 0.0 | 0.0 | 0.0 | |
| VMP-9-25.5 | 4/21/2025 | 11:52 | -0.47 | -0.47 | 0.0 | 0 | 1.0 | 20.0 | 0.0 | 0.0 | 0.0 | 0.0 | |
| VMP-9-25.5 | 5/22/2025 | 13:15 | -0.53 | -0.53 | 0.0 | 0 | 0.9 | 19.8 | 0.0 | 0.0 | 0.0 | 0.0 | |
| VMP-9-25.5 | 6/18/2025 | 11:37 | -0.67 | -0.17 | 0.0 | 0 | 1.1 | 19.7 | 0.0 | 0.0 | 0.0 | 0.0 | |
| VMP-9-25.5 | 7/16/2025 | 11:02 | -0.63 | -0.68 | 0.0 | 0 | 1.5 | 19.0 | 0.0 | 0.0 | 0.0 | 0.0 | |
| VMP-9-25.5 | 8/20/2025 | 12:34 | -0.37 | -0.38 | 0.0 | 0 | 1.6 | 19.1 | 0.0 | 0.0 | 0.0 | 0.0 | |
| VMP-9-25.5 | 9/17/2025 | 10:47 | -0.31 | -0.31 | 0.0 | 0 | 1.7 | 19.1 | 0.0 | 0.0 | 0.0 | 0.0 | |
| VMP-9-25.5 | 10/22/2025 | 10:17 | -0.16 | -0.22 | 0.0 | 0 | 1.7 | 19.2 | 0.0 | 0.0 | 0.0 | 0.0 | |
| VMP-9-25.5 | 11/24/2025 | 11:22 | 0.00 | 0.27 | 0.0 | 0 | 1.6 | 19.2 | 0.0 | 0.0 | 0.0 | 0.0 | |
| VMP-9-25.5 | 12/18/2025 | 11:21 | -0.12 | -0.55 | 0.0 | 0 | 1.1 | 20.0 | 0.0 | 0.0 | 0.0 | 0.0 | |
| VMP-9-38.5 | 1/29/2025 | 11:46 | -0.27 | -0.16 | 0.0 | 0 | 3.4 | 16.3 | 0.0 | 0.0 | 0.0 | 0.0 | |
| VMP-9-38.5 | 2/26/2025 | 11:11 | NM | NM | NM | NM | NM | NM | NM | NM | NM | NM | Screen submerged. |
| VMP-9-38.5 | 3/19/2025 | 11:40 | -0.14 | 0.00 | 0.0 | 0 | 2.8 | 17.6 | 0.0 | 0.0 | 0.0 | 0.0 | |
| VMP-9-38.5 | 4/21/2025 | 11:53 | -0.50 | -0.47 | 0.0 | 0 | 2.6 | 18.4 | 0.0 | 0.0 | 0.0 | 0.0 | |
| VMP-9-38.5 | 5/22/2025 | 13:16 | -0.55 | -0.54 | 0.0 | 0 | 2.2 | 18.4 | 0.0 | 0.0 | 0.0 | 0.0 | |
| VMP-9-38.5 | 6/18/2025 | 11:38 | -0.59 | -0.17 | 0.0 | 0 | 2.2 | 18.4 | 0.0 | 0.0 | 0.0 | 0.0 | |
| VMP-9-38.5 | 7/16/2025 | 11:03 | -0.63 | -0.66 | 0.0 | 0 | 2.5 | 17.9 | 0.0 | 0.0 | 0.0 | 0.0 | |
| VMP-9-38.5 | 8/20/2025 | 12:35 | -0.41 | -0.40 | 0.0 | 0 | 2.5 | 17.7 | 1.6 | 0.0 | 0.0 | 0.0 | |
| VMP-9-38.5 | 9/17/2025 | 10:48 | -0.33 | -0.33 | 0.0 | 0 | 2.6 | 17.5 | 0.3 | 0.0 | 0.0 | 0.0 | |
| VMP-9-38.5 | 9/17/2025 | 10:48 | NM | NM | 0.0 | 0 | 2.6 | 17.6 | 0.4 | 0.0 | 0.0 | 0.0 | Duplicate sample. |
| VMP-9-38.5 | 10/22/2025 | 10:18 | -0.23 | -0.21 | 0.0 | 0 | 3.0 | 17.3 | 0.0 | 0.0 | 0.0 | 0.0 | |
| VMP-9-38.5 | 11/24/2025 | 11:23 | 0.00 | 0.28 | 0.0 | 0 | 3.4 | 16.5 | 0.0 | 0.0 | 0.0 | 0.0 | |
| VMP-9-38.5 | 12/18/2025 | 11:22 | 0.00 | -0.66 | 0.0 | 0 | 3.0 | 17.6 | 0.0 | 0.0 | 0.0 | 0.0 | |

**TABLE 9**
**SVE SYSTEM MONTHLY MONITORING - VMP SAMPLING DATA**

| Sample ID | Date | Initial Reading Time (24-Hour) | Vacuum/Pressure | | Fixed Gases | | | | Soil Vapor Concentrations | | | | Comments |
|---|---|---|---|---|---|---|---|---|---|---|---|---|---|
| | | | Initial Reading (Inches of $H_2O$) | Stabilized Reading (Inches of $H_2O$) | $CH_4$ (%) | LEL (%) | $CO_2$ (%) | $O_2$ (%) | PID (ppmv) | THC (ppmv) | $CH_4$ (ppmv) | PHC (ppmv) | |
| VMP-10-5 | 1/28/2025 | 13:15 | -0.17 | -0.18 | 0.0 | 0 | 0.1 | 20.9 | 0.0 | 0.0 | 0.0 | 0.0 | |
| VMP-10-5 | 2/26/2025 | 09:30 | -0.29 | -0.28 | 0.0 | 0 | 0.1 | 20.9 | 0.0 | 0.0 | 0.0 | 0.0 | |
| VMP-10-5 | 3/19/2025 | 10:06 | -0.35 | -0.34 | 0.0 | 0 | 0.1 | 20.9 | 0.0 | 0.0 | 0.0 | 0.0 | |
| VMP-10-5 | 4/21/2025 | 10:39 | 0.00 | -0.16 | 0.0 | 0 | 0.2 | 20.9 | 0.0 | 0.0 | 0.0 | 0.0 | |
| VMP-10-5 | 5/22/2025 | 10:33 | -0.52 | NM | NM | NM | NM | NM | NM | NM | NM | NM | Inaccessible due to SEE system operations. |
| VMP-10-5 | 6/19/2025 | 00:00 | NM | NM | NM | NM | NM | NM | NM | NM | NM | NM | Inaccessible due to SEE system operations. |
| VMP-10-5 | 7/16/2025 | 08:36 | -0.69 | -0.62 | 0.0 | 0 | 0.3 | 20.7 | 0.0 | 0.0 | 0.0 | 0.0 | |
| VMP-10-5 | 8/20/2025 | 10:17 | -0.37 | -0.28 | 0.0 | 0 | 0.2 | 20.8 | 0.0 | 0.0 | 0.0 | 0.0 | |
| VMP-10-5 | 9/17/2025 | 08:45 | -0.25 | -0.25 | 0.0 | 0 | 0.1 | 20.8 | 0.0 | 0.0 | 0.0 | 0.0 | |
| VMP-10-5 | 10/22/2025 | 08:49 | 0.00 | 0.00 | 0.0 | 0 | 0.2 | 20.9 | 0.0 | 0.0 | 0.0 | 0.0 | |
| VMP-10-5 | 11/24/2025 | 09:14 | -0.23 | -0.21 | 0.0 | 0 | 0.1 | 20.9 | 0.0 | 0.0 | 0.0 | 0.0 | |
| VMP-10-5 | 12/18/2025 | 09:12 | -0.19 | -0.18 | 0.0 | 0 | 0.1 | 20.8 | 0.0 | 0.0 | 0.0 | 0.0 | |
| VMP-10-10 | 1/28/2025 | 13:16 | -0.20 | -0.27 | 0.0 | 0 | 0.1 | 20.9 | 0.0 | 0.0 | 0.0 | 0.0 | |
| VMP-10-10 | 2/26/2025 | 09:31 | -0.34 | -0.35 | 0.0 | 0 | 0.1 | 20.8 | 0.0 | 0.0 | 0.0 | 0.0 | |
| VMP-10-10 | 3/19/2025 | 10:06 | -0.37 | -0.41 | 0.0 | 0 | 0.1 | 20.9 | 0.0 | 0.0 | 0.0 | 0.0 | |
| VMP-10-10 | 4/21/2025 | 10:40 | 0.00 | -0.21 | 0.0 | 0 | 0.1 | 20.9 | 0.0 | 0.0 | 0.0 | 0.0 | |
| VMP-10-10 | 5/22/2025 | 10:34 | -0.66 | NM | NM | NM | NM | NM | NM | NM | NM | NM | Inaccessible due to SEE system operations. |
| VMP-10-10 | 6/19/2025 | 00:00 | NM | NM | NM | NM | NM | NM | NM | NM | NM | NM | Inaccessible due to SEE system operations. |
| VMP-10-10 | 7/16/2025 | 08:37 | -0.82 | -0.76 | 0.0 | 0 | 0.3 | 20.7 | 0.0 | 0.0 | 0.0 | 0.0 | |
| VMP-10-10 | 8/20/2025 | 10:18 | -0.48 | -0.39 | 0.0 | 0 | 0.2 | 20.8 | 0.6 | 0.0 | 0.0 | 0.0 | |
| VMP-10-10 | 9/17/2025 | 08:46 | -0.35 | -0.33 | 0.0 | 0 | 0.1 | 20.8 | 0.0 | 0.0 | 0.0 | 0.0 | |
| VMP-10-10 | 10/22/2025 | 08:50 | 0.00 | 0.00 | 0.0 | 0 | 0.2 | 20.9 | 0.0 | 0.0 | 0.0 | 0.0 | |
| VMP-10-10 | 11/24/2025 | 09:15 | 0.00 | 0.00 | 0.0 | 0 | 0.1 | 20.9 | 0.0 | 0.0 | 0.0 | 0.0 | |
| VMP-10-10 | 12/18/2025 | 09:13 | -0.12 | 0.00 | 0.0 | 0 | 0.1 | 20.9 | 0.0 | 0.0 | 0.0 | 0.0 | |
| VMP-10-20 | 1/28/2025 | 13:17 | -0.32 | -0.30 | 0.0 | 0 | 0.1 | 20.9 | 0.0 | 0.0 | 0.0 | 0.0 | |
| VMP-10-20 | 2/26/2025 | 09:32 | -0.54 | -0.55 | 0.0 | 0 | 0.1 | 20.9 | 0.0 | 0.0 | 0.0 | 0.0 | |
| VMP-10-20 | 3/19/2025 | 10:06 | -0.56 | -0.68 | 0.0 | 0 | 0.1 | 20.9 | 0.0 | 0.0 | 0.0 | 0.0 | |
| VMP-10-20 | 4/21/2025 | 10:41 | 0.00 | -0.32 | 0.0 | 0 | 0.1 | 20.9 | 0.0 | 0.0 | 0.0 | 0.0 | |
| VMP-10-20 | 5/22/2025 | 10:35 | -0.92 | NM | NM | NM | NM | NM | NM | NM | NM | NM | Inaccessible due to SEE system operations. |
| VMP-10-20 | 6/19/2025 | 00:00 | NM | NM | NM | NM | NM | NM | NM | NM | NM | NM | Inaccessible due to SEE system operations. |
| VMP-10-20 | 7/16/2025 | 08:38 | -1.09 | -1.02 | 0.0 | 0 | 0.3 | 20.6 | 0.0 | 0.0 | 0.0 | 0.0 | |
| VMP-10-20 | 8/20/2025 | 10:19 | -0.71 | -0.60 | 0.0 | 0 | 0.2 | 20.8 | 0.0 | 0.0 | 0.0 | 0.0 | |
| VMP-10-20 | 9/17/2025 | 08:47 | -0.54 | -0.52 | 0.0 | 0 | 0.2 | 20.8 | 0.0 | 0.0 | 0.0 | 0.0 | |
| VMP-10-20 | 10/22/2025 | 08:51 | -0.21 | 0.00 | 0.0 | 0 | 0.2 | 20.9 | 0.0 | 0.0 | 0.0 | 0.0 | |
| VMP-10-20 | 11/24/2025 | 09:16 | 0.00 | -0.48 | 0.0 | 0 | 0.2 | 20.8 | 0.0 | 4.2 | 3.4 | 0.8 | |
| VMP-10-20 | 12/18/2025 | 09:14 | -0.32 | -0.29 | 0.0 | 0 | 0.1 | 20.8 | 0.0 | 0.0 | 0.0 | 0.0 | |

**TABLE 9**
**SVE SYSTEM MONTHLY MONITORING - VMP SAMPLING DATA**

| Sample ID | Date | Initial Reading Time (24-Hour) | Vacuum/Pressure | | Fixed Gases | | | | Soil Vapor Concentrations | | | | Comments |
|---|---|---|---|---|---|---|---|---|---|---|---|---|---|
| | | | Initial Reading (Inches of $H_2O$) | Stabilized Reading (Inches of $H_2O$) | $CH_4$ (%) | LEL (%) | $CO_2$ (%) | $O_2$ (%) | PID (ppmv) | THC (ppmv) | $CH_4$ (ppmv) | PHC (ppmv) | |
| VMP-10-30 | 1/28/2025 | 13:18 | -0.35 | -0.34 | 0.0 | 0 | 0.4 | 20.6 | 0.0 | 0.0 | 0.0 | 0.0 | |
| VMP-10-30 | 2/26/2025 | 09:33 | -0.62 | -0.65 | 0.0 | 0 | 0.3 | 20.7 | 0.0 | 0.0 | 0.0 | 0.0 | |
| VMP-10-30 | 2/26/2025 | 09:33 | NM | NM | 0.0 | 0 | 0.3 | 20.7 | 0.0 | 0.0 | 0.0 | 0.0 | Duplicate sample. |
| VMP-10-30 | 3/19/2025 | 10:06 | -0.48 | -0.72 | 0.0 | 0 | 0.3 | 20.7 | 0.0 | 0.0 | 0.0 | 0.0 | |
| VMP-10-30 | 4/21/2025 | 10:42 | 0.00 | -0.41 | 0.0 | 0 | 0.4 | 20.5 | 0.0 | 0.0 | 0.0 | 0.0 | |
| VMP-10-30 | 5/22/2025 | 10:36 | -0.92 | NM | NM | NM | NM | NM | NM | NM | NM | NM | Inaccessible due to SEE system operations. |
| VMP-10-30 | 6/19/2025 | 00:00 | NM | NM | NM | NM | NM | NM | NM | NM | NM | NM | Inaccessible due to SEE system operations. |
| VMP-10-30 | 7/16/2025 | 08:39 | -0.15 | -0.14 | 0.0 | 0 | 0.2 | 20.8 | 0.0 | 0.0 | 0.0 | 0.0 | |
| VMP-10-30 | 7/16/2025 | 08:39 | NM | NM | 0.0 | 0 | 0.2 | 20.8 | 0.0 | 0.0 | 0.0 | 0.0 | Duplicate sample. |
| VMP-10-30 | 8/20/2025 | 10:20 | -0.80 | -0.65 | 0.0 | 0 | 0.8 | 19.9 | 0.0 | 0.0 | 0.0 | 0.0 | |
| VMP-10-30 | 9/17/2025 | 08:48 | 0.14 | -0.60 | 0.0 | 0 | 1.2 | 19.7 | 0.3 | 20.3 | 18.9 | 1.4 | |
| VMP-10-30 | 10/22/2025 | 08:52 | -0.14 | 0.25 | 0.0 | 0 | 2.0 | 18.9 | 8.9 | 472 | 398 | 74.0 | |
| VMP-10-30 | 11/24/2025 | 09:17 | -0.37 | 0.00 | 0.2 | 4 | 4.3 | 16.4 | 48.9 | 1037 | 745 | 292 | |
| VMP-10-30 | 12/18/2025 | 09:15 | -0.32 | 0.00 | 0.0 | 0 | 2.0 | 19.1 | 1.1 | 22.9 | 18.6 | 4.3 | |
| VMP-11-5 | 1/30/2025 | 11:10 | -1.06 | 0.00 | 0.0 | 0 | 0.1 | 20.8 | 0.0 | 0.0 | 0.0 | 0.0 | |
| VMP-11-5 | 2/26/2025 | 10:25 | -0.10 | 0.00 | 0.0 | 0 | 0.1 | 20.9 | 0.0 | 0.0 | 0.0 | 0.0 | |
| VMP-11-5 | 3/19/2025 | 09:50 | 0.00 | 0.00 | 0.0 | 0 | 0.2 | 20.8 | 0.0 | 0.0 | 0.0 | 0.0 | |
| VMP-11-5 | 4/21/2025 | 09:04 | -0.36 | -0.10 | 0.0 | 0 | 0.2 | 20.8 | 0.0 | 0.0 | 0.0 | 0.0 | |
| VMP-11-5 | 5/22/2025 | 09:53 | -0.46 | NM | NM | NM | NM | NM | NM | NM | NM | NM | Inaccessible due to SEE system operations. |
| VMP-11-5 | 6/19/2025 | 00:00 | NM | NM | NM | NM | NM | NM | NM | NM | NM | NM | Inaccessible due to SEE system operations. |
| VMP-11-5 | 7/16/2025 | 09:10 | -0.73 | -0.69 | 0.0 | 0 | 0.4 | 20.6 | 0.0 | 0.0 | 0.0 | 0.0 | |
| VMP-11-5 | 8/20/2025 | 11:01 | -0.33 | -0.46 | 0.0 | 0 | 0.3 | 20.7 | 0.0 | 0.0 | 0.0 | 0.0 | |
| VMP-11-5 | 9/17/2025 | 08:30 | -0.44 | -0.42 | 0.0 | 0 | 0.2 | 20.7 | 0.0 | 0.0 | 0.0 | 0.0 | |
| VMP-11-5 | 10/22/2025 | 08:37 | 0.61 | 0.00 | 0.0 | 0 | 0.2 | 20.9 | 0.0 | 0.0 | 0.0 | 0.0 | |
| VMP-11-5 | 11/24/2025 | 08:28 | -0.75 | -0.50 | 0.0 | 0 | 0.1 | 20.9 | 0.0 | 0.0 | 0.0 | 0.0 | |
| VMP-11-5 | 12/18/2025 | 09:20 | NM | NM | NM | NM | NM | NM | NM | NM | NM | NM | Inaccessible due to SEE system operations. |
| VMP-11-8 | 1/30/2025 | 11:11 | -0.54 | 0.00 | 0.0 | 0 | 0.1 | 20.8 | 0.0 | 0.0 | 0.0 | 0.0 | |
| VMP-11-8 | 2/26/2025 | 10:26 | 0.13 | -0.10 | 0.0 | 0 | 0.1 | 20.8 | 0.0 | 0.0 | 0.0 | 0.0 | |
| VMP-11-8 | 3/19/2025 | 09:50 | -0.16 | -0.12 | 0.0 | 0 | 0.2 | 20.8 | 0.0 | 0.0 | 0.0 | 0.0 | |
| VMP-11-8 | 4/21/2025 | 09:05 | 0.00 | 0.00 | 0.0 | 0 | 0.2 | 20.8 | 0.0 | 0.0 | 0.0 | 0.0 | |
| VMP-11-8 | 4/21/2025 | 09:05 | NM | NM | 0.0 | 0 | 0.2 | 20.8 | 0.0 | 0.0 | 0.0 | 0.0 | Duplicate sample. |
| VMP-11-8 | 5/22/2025 | 09:54 | -0.83 | NM | NM | NM | NM | NM | NM | NM | NM | NM | Inaccessible due to SEE system operations. |
| VMP-11-8 | 6/19/2025 | 00:00 | NM | NM | NM | NM | NM | NM | NM | NM | NM | NM | Inaccessible due to SEE system operations. |
| VMP-11-8 | 7/16/2025 | 09:11 | -0.96 | -0.93 | 0.0 | 0 | 0.4 | 20.5 | 0.0 | 0.0 | 0.0 | 0.0 | |
| VMP-11-8 | 8/20/2025 | 11:02 | -0.54 | -0.65 | 0.0 | 0 | 0.4 | 20.5 | 0.5 | 0.0 | 0.0 | 0.0 | |
| VMP-11-8 | 9/17/2025 | 08:31 | -0.59 | -0.58 | 0.0 | 0 | 0.2 | 20.4 | 0.0 | 0.0 | 0.0 | 0.0 | |
| VMP-11-8 | 10/22/2025 | 08:38 | 0.00 | 0.00 | 0.0 | 0 | 0.2 | 20.8 | 0.0 | 0.0 | 0.0 | 0.0 | |
| VMP-11-8 | 11/24/2025 | 08:29 | -0.60 | -0.59 | 0.0 | 0 | 0.2 | 20.9 | 0.0 | 0.0 | 0.0 | 0.0 | |
| VMP-11-8 | 12/18/2025 | 09:21 | NM | NM | NM | NM | NM | NM | NM | NM | NM | NM | Inaccessible due to SEE system operations. |

**TABLE 9**
**SVE SYSTEM MONTHLY MONITORING - VMP SAMPLING DATA**

| Sample ID | Date | Initial Reading Time (24-Hour) | Vacuum/Pressure | | Fixed Gases | | | | Soil Vapor Concentrations | | | | Comments |
|---|---|---|---|---|---|---|---|---|---|---|---|---|---|
| | | | Initial Reading (Inches of $H_2O$) | Stabilized Reading (Inches of $H_2O$) | $CH_4$ (%) | LEL (%) | $CO_2$ (%) | $O_2$ (%) | PID (ppmv) | THC (ppmv) | $CH_4$ (ppmv) | PHC (ppmv) | |
| VMP-11-29 | 1/30/2025 | 11:12 | -0.64 | -0.20 | 0.0 | 0 | 0.6 | 20.2 | 0.0 | 65.9 | 65.9 | 0.0 | |
| VMP-11-29 | 2/26/2025 | 10:27 | -0.49 | -0.78 | 0.0 | 0 | 0.6 | 20.3 | 0.0 | 52.6 | 50.8 | 1.8 | |
| VMP-11-29 | 3/19/2025 | 09:50 | -2.45 | -1.45 | 0.0 | 0 | 0.8 | 20.1 | 0.0 | 68.3 | 67.3 | 1.0 | |
| VMP-11-29 | 4/21/2025 | 09:06 | -0.15 | -0.14 | 0.0 | 0 | 0.2 | 20.7 | 0.0 | 0.0 | 0.0 | 0.0 | |
| VMP-11-29 | 5/22/2025 | 09:55 | -3.00 | NM | NM | NM | NM | NM | NM | NM | NM | NM | Inaccessible due to SEE system operations. |
| VMP-11-29 | 6/19/2025 | 00:00 | NM | NM | NM | NM | NM | NM | NM | NM | NM | NM | Inaccessible due to SEE system operations. |
| VMP-11-29 | 7/16/2025 | 09:12 | -4.00 | -3.84 | 0.0 | 0 | 0.6 | 20.4 | 0.0 | 0.0 | 0.0 | 0.0 | |
| VMP-11-29 | 8/20/2025 | 11:03 | NM | NM | 0.0 | 0 | 0.4 | 20.4 | 0.6 | 0.0 | 0.0 | 0.0 | |
| VMP-11-29 | 8/20/2025 | 11:03 | -2.06 | -3.77 | 0.0 | 0 | 0.4 | 20.5 | 0.8 | 0.0 | 0.0 | 0.0 | Duplicate sample. |
| VMP-11-29 | 9/17/2025 | 08:32 | -2.99 | -3.04 | 0.0 | 0 | 0.4 | 20.6 | 0.0 | 0.0 | 0.0 | 0.0 | |
| VMP-11-29 | 9/17/2025 | 08:32 | NM | NM | 0.0 | 0 | 0.4 | 20.6 | 0.0 | 0.0 | 0.0 | 0.0 | Duplicate sample. |
| VMP-11-29 | 10/22/2025 | 08:39 | -0.66 | 0.00 | 0.0 | 0 | 0.6 | 20.5 | 0.0 | 0.0 | 0.0 | 0.0 | |
| VMP-11-29 | 11/24/2025 | 08:30 | -2.75 | -2.71 | 0.0 | 0 | 0.7 | 20.4 | 0.0 | 18.7 | 18.2 | 0.5 | |
| VMP-11-29 | 12/18/2025 | 09:22 | NM | NM | NM | NM | NM | NM | NM | NM | NM | NM | Inaccessible due to SEE system operations. |
| VMP-11-38 | 1/30/2025 | 11:13 | NM | NM | NM | NM | NM | NM | NM | NM | NM | NM | Screen submerged. |
| VMP-11-38 | 2/26/2025 | 10:28 | NM | NM | NM | NM | NM | NM | NM | NM | NM | NM | Screen submerged. |
| VMP-11-38 | 3/19/2025 | 09:50 | NM | NM | NM | NM | NM | NM | NM | NM | NM | NM | Screen submerged. |
| VMP-11-38 | 4/21/2025 | 09:07 | NM | NM | NM | NM | NM | NM | NM | NM | NM | NM | Screen submerged. |
| VMP-11-38 | 5/22/2025 | 09:56 | -0.76 | NM | NM | NM | NM | NM | NM | NM | NM | NM | Inaccessible due to SEE system operations. |
| VMP-11-38 | 6/19/2025 | 00:00 | NM | NM | NM | NM | NM | NM | NM | NM | NM | NM | Inaccessible due to SEE system operations. |
| VMP-11-38 | 7/16/2025 | 09:13 | -0.48 | NM | NM | NM | NM | NM | NM | NM | NM | NM | Screen submerged. |
| VMP-11-38 | 8/20/2025 | 11:04 | NM | NM | NM | NM | NM | NM | NM | NM | NM | NM | Screen submerged. |
| VMP-11-38 | 9/17/2025 | 08:33 | NM | NM | NM | NM | NM | NM | NM | NM | NM | NM | Screen submerged. |
| VMP-11-38 | 10/22/2025 | 08:40 | NM | NM | NM | NM | NM | NM | NM | NM | NM | NM | Screen submerged. |
| VMP-11-38 | 11/24/2025 | 08:31 | NM | NM | NM | NM | NM | NM | NM | NM | NM | NM | Screen submerged. |
| VMP-11-38 | 12/18/2025 | 09:23 | NM | NM | NM | NM | NM | NM | NM | NM | NM | NM | Inaccessible due to SEE system operations. |
| VMP-12-5 | 1/29/2025 | 08:00 | -0.66 | 0.00 | 0.0 | 0 | 0.1 | 20.8 | 20.5 | 46.2 | 4.7 | 41.5 | |
| VMP-12-5 | 2/26/2025 | 08:42 | -0.24 | -0.45 | 0.0 | 0 | 0.1 | 20.9 | 7.8 | 18.5 | 2.9 | 15.6 | |
| VMP-12-5 | 3/19/2025 | 08:20 | -0.42 | -0.26 | 0.0 | 0 | 0.1 | 20.9 | 0.6 | 2.5 | 1.8 | 0.7 | |
| VMP-12-5 | 4/21/2025 | 09:05 | -0.88 | -0.50 | 0.0 | 0 | 0.1 | 20.9 | 0.8 | 2.9 | 1.8 | 1.1 | |
| VMP-12-5 | 5/22/2025 | 08:56 | -1.98 | -1.92 | 0.0 | 0 | 0.1 | 20.9 | 0.0 | 0.0 | 0.0 | 0.0 | |
| VMP-12-5 | 6/19/2025 | 08:18 | -1.74 | -1.84 | 0.0 | 0 | 0.0 | 20.9 | 0.0 | 0.0 | 0.0 | 0.0 | |
| VMP-12-5 | 7/16/2025 | 08:38 | -0.54 | -0.50 | 0.0 | 0 | 0.1 | 20.9 | 0.0 | 0.0 | 0.0 | 0.0 | |
| VMP-12-5 | 8/20/2025 | 09:04 | -1.37 | -1.29 | 0.0 | 0 | 0.0 | 20.9 | 0.0 | 0.0 | 0.0 | 0.0 | |
| VMP-12-5 | 9/17/2025 | 09:16 | -0.93 | -0.95 | 0.0 | 0 | 0.0 | 20.9 | 0.0 | 0.0 | 0.0 | 0.0 | |
| VMP-12-5 | 10/22/2025 | 13:09 | -0.51 | -1.34 | 0.0 | 0 | 0.1 | 20.9 | 0.0 | 0.0 | 0.0 | 0.0 | |
| VMP-12-5 | 11/24/2025 | 09:09 | -0.96 | -0.47 | 0.0 | 0 | 0.1 | 20.9 | 0.0 | 0.0 | 0.0 | 0.0 | |
| VMP-12-5 | 12/17/2025 | 13:21 | -1.85 | -1.81 | 0.0 | 0 | 0.0 | 20.9 | 0.6 | 4.6 | 1.8 | 2.8 | |

**TABLE 9**
**SVE SYSTEM MONTHLY MONITORING - VMP SAMPLING DATA**

| Sample ID | Date | Initial Reading Time (24-Hour) | Vacuum/Pressure | | Fixed Gases | | | | Soil Vapor Concentrations | | | | Comments |
|---|---|---|---|---|---|---|---|---|---|---|---|---|---|
| | | | Initial Reading (Inches of $H_2O$) | Stabilized Reading (Inches of $H_2O$) | $CH_4$ (%) | LEL (%) | $CO_2$ (%) | $O_2$ (%) | PID (ppmv) | THC (ppmv) | $CH_4$ (ppmv) | PHC (ppmv) | |
| VMP-12-11.5 | 1/28/2025 | 09:11 | -0.52 | -0.43 | 0.0 | 0 | 0.1 | 20.9 | 39.3 | 92.6 | 2.6 | 90.0 | |
| VMP-12-11.5 | 2/26/2025 | 08:43 | -0.52 | -0.65 | 0.0 | 0 | 0.1 | 20.9 | 6.7 | 17.4 | 1.7 | 15.7 | |
| VMP-12-11.5 | 3/19/2025 | 08:21 | -0.20 | -0.47 | 0.0 | 0 | 0.1 | 20.9 | 0.6 | 2.0 | 1.3 | 0.7 | |
| VMP-12-11.5 | 4/21/2025 | 09:06 | -0.96 | -0.64 | 0.0 | 0 | 0.1 | 20.9 | 0.6 | 2.2 | 1.7 | 0.5 | |
| VMP-12-11.5 | 5/22/2025 | 08:57 | -2.83 | -2.76 | 0.0 | 0 | 0.1 | 20.9 | 0.0 | 0.0 | 0.0 | 0.0 | |
| VMP-12-11.5 | 6/19/2025 | 08:18 | -1.63 | -1.52 | 0.0 | 0 | 0.1 | 20.9 | 0.0 | 0.0 | 0.0 | 0.0 | |
| VMP-12-11.5 | 7/16/2025 | 08:39 | -0.72 | -0.67 | 0.0 | 0 | 0.1 | 20.8 | 0.0 | 0.0 | 0.0 | 0.0 | |
| VMP-12-11.5 | 8/20/2025 | 09:05 | -1.99 | -1.93 | 0.0 | 0 | 0.1 | 20.9 | 0.0 | 0.0 | 0.0 | 0.0 | |
| VMP-12-11.5 | 9/17/2025 | 09:17 | -1.36 | -1.45 | 0.0 | 0 | 0.1 | 20.9 | 0.0 | 0.0 | 0.0 | 0.0 | |
| VMP-12-11.5 | 9/17/2025 | 09:17 | NM | NM | 0.0 | 0 | 0.1 | 20.9 | 0.0 | 0.0 | 0.0 | 0.0 | Duplicate sample. |
| VMP-12-11.5 | 10/22/2025 | 13:07 | -1.15 | -1.29 | 0.0 | 0 | 0.1 | 20.9 | 0.0 | 0.0 | 0.0 | 0.0 | |
| VMP-12-11.5 | 11/24/2025 | 09:10 | -1.32 | -0.67 | 0.0 | 0 | 0.1 | 20.9 | 0.0 | 0.0 | 0.0 | 0.0 | |
| VMP-12-11.5 | 12/17/2025 | 13:22 | -2.77 | -2.72 | 0.0 | 0 | 0.0 | 20.9 | 0.7 | 4.9 | 1.7 | 3.2 | |
| VMP-12-25 | 1/28/2025 | 09:12 | 1.30 | -0.65 | 0.0 | 0 | 10.9 | 7.0 | 51.2 | 51.0 | 0.0 | 51.0 | |
| VMP-12-25 | 2/26/2025 | 08:44 | 4.19 | -0.90 | 0.0 | 0 | 8.0 | 10.3 | 9.8 | 22.0 | 0.0 | 22.0 | |
| VMP-12-25 | 3/19/2025 | 08:22 | -0.72 | -0.70 | 0.0 | 0 | 5.9 | 12.4 | 0.5 | 0.0 | 0.0 | 0.0 | |
| VMP-12-25 | 4/21/2025 | 09:07 | -1.09 | -0.69 | 0.0 | 0 | 1.1 | 19.6 | 0.0 | 0.0 | 0.0 | 0.0 | |
| VMP-12-25 | 5/22/2025 | 08:58 | -3.39 | -3.31 | 0.0 | 0 | 1.4 | 19.6 | 0.0 | 0.0 | 0.0 | 0.0 | |
| VMP-12-25 | 6/19/2025 | 08:20 | -0.44 | -0.42 | 0.0 | 0 | 0.8 | 20.1 | 0.0 | 0.0 | 0.0 | 0.0 | |
| VMP-12-25 | 7/16/2025 | 08:40 | -0.83 | -0.76 | 0.0 | 0 | 1.0 | 19.7 | 0.0 | 0.0 | 0.0 | 0.0 | |
| VMP-12-25 | 8/20/2025 | 09:06 | -2.48 | -2.42 | 0.0 | 0 | 0.8 | 20.0 | 0.0 | 0.0 | 0.0 | 0.0 | |
| VMP-12-25 | 9/17/2025 | 09:18 | -1.71 | -1.81 | 0.0 | 0 | 0.7 | 20.0 | 0.0 | 0.0 | 0.0 | 0.0 | |
| VMP-12-25 | 10/22/2025 | 13:08 | -1.36 | -1.37 | 0.0 | 0 | 0.8 | 19.9 | 0.0 | 0.0 | 0.0 | 0.0 | |
| VMP-12-25 | 11/24/2025 | 09:11 | -1.32 | -0.67 | 0.0 | 0 | 1.0 | 19.8 | 0.0 | 0.0 | 0.0 | 0.0 | |
| VMP-12-25 | 12/17/2025 | 13:23 | -2.78 | -2.70 | 15.6 | OVR | 14.6 | 2.9 | 333 | 91710 | 82510 | 9200 | |
| VMP-12-39 | 1/28/2025 | 09:13 | NM | NM | NM | NM | NM | NM | NM | NM | NM | NM | Screen submerged. |
| VMP-12-39 | 2/26/2025 | 08:45 | -8.69 | 0.00 | 32.5 | OVR | 7.5 | 11.5 | 775 | 79850 | 63110 | 16740 | |
| VMP-12-39 | 3/19/2025 | 08:23 | -0.95 | -0.77 | 67.7 | OVR | 15.4 | 0.8 | 305 | 130180 | 117700 | 12480 | |
| VMP-12-39 | 4/21/2025 | 09:08 | -1.12 | -0.71 | 1.2 | 24 | 13.0 | 1.4 | 68.5 | 8920 | 7320 | 1600 | |
| VMP-12-39 | 5/22/2025 | 08:59 | -3.43 | -3.39 | 0.0 | 0 | 11.2 | 6.4 | 1.7 | 22.0 | 20.0 | 2.0 | |
| VMP-12-39 | 6/19/2025 | 08:21 | -0.47 | -0.26 | 0.0 | 0 | 7.8 | 10.4 | 1.2 | 24.0 | 22.0 | 2.0 | |
| VMP-12-39 | 7/16/2025 | 08:41 | -0.84 | -0.77 | 0.0 | 0 | 9.6 | 9.5 | 0.8 | 25.0 | 23.0 | 2.0 | |
| VMP-12-39 | 8/20/2025 | 09:07 | -1.84 | -2.44 | 0.0 | 0 | 10.2 | 8.3 | 1.0 | 43.0 | 21.0 | 22.0 | |
| VMP-12-39 | 9/17/2025 | 09:19 | -1.36 | -1.85 | 0.0 | 0 | 10.8 | 9.0 | 5.4 | 228 | 201 | 27.0 | |
| VMP-12-39 | 10/22/2025 | 13:09 | -0.51 | -1.34 | 0.6 | 12 | 13.0 | 6.4 | 181 | 4980 | 4120 | 860 | |
| VMP-12-39 | 11/24/2025 | 09:12 | -1.56 | -0.82 | 0.6 | 12 | 13.9 | 6.6 | 248 | 5620 | 4980 | 640 | |
| VMP-12-39 | 12/17/2025 | 13:24 | -2.74 | -2.66 | 81.6 | OVR | 15.8 | 2.5 | 691 | 171490 | 129010 | 42480 | |

**TABLE 9**
**SVE SYSTEM MONTHLY MONITORING - VMP SAMPLING DATA**

| Sample ID | Date | Initial Reading Time (24-Hour) | Vacuum/Pressure | | Fixed Gases | | | | Soil Vapor Concentrations | | | | Comments |
|---|---|---|---|---|---|---|---|---|---|---|---|---|---|
| | | | Initial Reading (Inches of $H_2O$) | Stabilized Reading (Inches of $H_2O$) | $CH_4$ (%) | LEL (%) | $CO_2$ (%) | $O_2$ (%) | PID (ppmv) | THC (ppmv) | $CH_4$ (ppmv) | PHC (ppmv) | |
| VMP-13-5 | 1/29/2025 | 08:56 | -0.09 | -0.12 | 0.0 | 0 | 0.1 | 20.6 | 0.0 | 0.0 | 0.0 | 0.0 | |
| VMP-13-5 | 2/26/2025 | 09:04 | 0.00 | 0.00 | 0.0 | 0 | 0.1 | 20.8 | 0.0 | 0.0 | 0.0 | 0.0 | |
| VMP-13-5 | 3/19/2025 | 08:45 | -0.26 | 0.00 | 0.0 | 0 | 0.1 | 20.7 | 0.0 | 0.0 | 0.0 | 0.0 | |
| VMP-13-5 | 4/21/2025 | 10:10 | 0.00 | 0.00 | 0.0 | 0 | 0.1 | 20.9 | 0.0 | 0.0 | 0.0 | 0.0 | |
| VMP-13-5 | 4/22/2025 | 14:14 | -1.08 | NM | 0.0 | 0 | 0.1 | 20.8 | 0.4 | 0.0 | 0.0 | 0.0 | Re-sampled to confirm initial results. |
| VMP-13-5 | 5/22/2025 | 10:44 | NM | NM | NM | NM | NM | NM | NM | NM | NM | NM | Inaccessible due to SEE system operations. |
| VMP-13-5 | 6/19/2025 | 00:00 | NM | NM | NM | NM | NM | NM | NM | NM | NM | NM | Inaccessible due to SEE system operations. |
| VMP-13-5 | 7/16/2025 | 09:34 | NM | NM | NM | NM | NM | NM | NM | NM | NM | NM | Inaccessible due to SEE system operations. |
| VMP-13-5 | 8/20/2025 | 11:29 | NM | NM | NM | NM | NM | NM | NM | NM | NM | NM | Inaccessible due to SEE system operations. |
| VMP-13-5 | 9/18/2025 | 12:00 | NM | NM | NM | NM | NM | NM | NM | NM | NM | NM | Inaccessible due to SEE system operations. |
| VMP-13-5 | 10/24/2025 | 13:00 | NM | NM | NM | NM | NM | NM | NM | NM | NM | NM | Inaccessible due to SEE system operations. |
| VMP-13-5 | 11/24/2025 | 13:11 | NM | NM | NM | NM | NM | NM | NM | NM | NM | NM | Inaccessible due to SEE system operations. |
| VMP-13-5 | 12/18/2025 | 09:24 | NM | NM | NM | NM | NM | NM | NM | NM | NM | NM | Inaccessible due to SEE system operations. |
| VMP-13-10.5 | 1/29/2025 | 08:57 | 0.00 | -0.26 | 0.0 | 0 | 0.2 | 19.6 | 0.3 | 25.8 | 25.8 | 0.0 | |
| VMP-13-10.5 | 2/26/2025 | 09:05 | -0.22 | -0.15 | 0.0 | 0 | 0.2 | 20.4 | 0.0 | 4.1 | 3.6 | 0.5 | |
| VMP-13-10.5 | 3/19/2025 | 08:45 | -0.11 | 0.00 | 0.0 | 0 | 0.2 | 20.6 | 0.0 | 0.0 | 0.0 | 0.0 | |
| VMP-13-10.5 | 4/21/2025 | 10:11 | -0.35 | 0.00 | 0.0 | 0 | 0.1 | 20.9 | 0.0 | 0.0 | 0.0 | 0.0 | |
| VMP-13-10.5 | 4/22/2025 | 14:15 | -3.24 | NM | 0.0 | 0 | 0.1 | 20.7 | 2.6 | 0.0 | 0.0 | 0.0 | Re-sampled to confirm initial results. |
| VMP-13-10.5 | 5/22/2025 | 10:45 | NM | NM | NM | NM | NM | NM | NM | NM | NM | NM | Inaccessible due to SEE system operations. |
| VMP-13-10.5 | 6/19/2025 | 00:00 | NM | NM | NM | NM | NM | NM | NM | NM | NM | NM | Inaccessible due to SEE system operations. |
| VMP-13-10.5 | 7/16/2025 | 09:35 | NM | NM | NM | NM | NM | NM | NM | NM | NM | NM | Inaccessible due to SEE system operations. |
| VMP-13-10.5 | 8/20/2025 | 11:30 | NM | NM | NM | NM | NM | NM | NM | NM | NM | NM | Inaccessible due to SEE system operations. |
| VMP-13-10.5 | 9/18/2025 | 12:01 | NM | NM | NM | NM | NM | NM | NM | NM | NM | NM | Inaccessible due to SEE system operations. |
| VMP-13-10.5 | 10/24/2025 | 13:01 | NM | NM | NM | NM | NM | NM | NM | NM | NM | NM | Inaccessible due to SEE system operations. |
| VMP-13-10.5 | 11/24/2025 | 13:12 | NM | NM | NM | NM | NM | NM | NM | NM | NM | NM | Inaccessible due to SEE system operations. |
| VMP-13-10.5 | 12/18/2025 | 09:25 | NM | NM | NM | NM | NM | NM | NM | NM | NM | NM | Inaccessible due to SEE system operations. |
| VMP-13-21.5 | 1/29/2025 | 08:58 | -0.25 | -0.26 | 0.0 | 0 | 1.8 | 17.2 | 0.7 | 385 | 374 | 11.0 | |
| VMP-13-21.5 | 1/29/2025 | 08:58 | NM | NM | 0.0 | 0 | 1.8 | 17.3 | 0.7 | 402 | 384 | 18.0 | Duplicate sample. |
| VMP-13-21.5 | 2/26/2025 | 09:06 | -0.21 | -0.18 | 0.0 | 0 | 1.6 | 17.9 | 0.3 | 160 | 158 | 2.0 | |
| VMP-13-21.5 | 3/19/2025 | 08:45 | -0.15 | 0.00 | 0.0 | 0 | 1.5 | 18.2 | 0.4 | 78.1 | 77.1 | 1.0 | |
| VMP-13-21.5 | 4/21/2025 | 10:12 | -0.38 | 0.00 | 0.0 | 0 | 0.1 | 20.9 | 0.0 | 0.0 | 0.0 | 0.0 | |
| VMP-13-21.5 | 4/22/2025 | 14:16 | -4.78 | NM | 0.0 | 0 | 0.1 | 20.8 | 2.8 | 0.0 | 0.0 | 0.0 | Re-sampled to confirm initial results. |
| VMP-13-21.5 | 5/22/2025 | 10:46 | NM | NM | NM | NM | NM | NM | NM | NM | NM | NM | Inaccessible due to SEE system operations. |
| VMP-13-21.5 | 6/19/2025 | 00:00 | NM | NM | NM | NM | NM | NM | NM | NM | NM | NM | Inaccessible due to SEE system operations. |
| VMP-13-21.5 | 7/16/2025 | 09:36 | NM | NM | NM | NM | NM | NM | NM | NM | NM | NM | Inaccessible due to SEE system operations. |
| VMP-13-21.5 | 8/20/2025 | 11:31 | NM | NM | NM | NM | NM | NM | NM | NM | NM | NM | Inaccessible due to SEE system operations. |
| VMP-13-21.5 | 9/18/2025 | 12:02 | NM | NM | NM | NM | NM | NM | NM | NM | NM | NM | Inaccessible due to SEE system operations. |
| VMP-13-21.5 | 10/24/2025 | 13:02 | NM | NM | NM | NM | NM | NM | NM | NM | NM | NM | Inaccessible due to SEE system operations. |
| VMP-13-21.5 | 11/24/2025 | 13:13 | NM | NM | NM | NM | NM | NM | NM | NM | NM | NM | Inaccessible due to SEE system operations. |
| VMP-13-21.5 | 12/18/2025 | 09:26 | NM | NM | NM | NM | NM | NM | NM | NM | NM | NM | Inaccessible due to SEE system operations. |

**TABLE 9**
**SVE SYSTEM MONTHLY MONITORING - VMP SAMPLING DATA**

| Sample ID | Date | Initial Reading Time (24-Hour) | Vacuum/Pressure | | Fixed Gases | | | | Soil Vapor Concentrations | | | | Comments |
|---|---|---|---|---|---|---|---|---|---|---|---|---|---|
| | | | Initial Reading (Inches of $H_2O$) | Stabilized Reading (Inches of $H_2O$) | $CH_4$ (%) | LEL (%) | $CO_2$ (%) | $O_2$ (%) | PID (ppmv) | THC (ppmv) | $CH_4$ (ppmv) | PHC (ppmv) | |
| VMP-13-29.5 | 1/29/2025 | 08:59 | NM | NM | NM | NM | NM | NM | NM | NM | NM | NM | Screen submerged. |
| VMP-13-29.5 | 2/26/2025 | 09:07 | NM | NM | NM | NM | NM | NM | NM | NM | NM | NM | Screen submerged. |
| VMP-13-29.5 | 3/19/2025 | 08:45 | NM | NM | 0.0 | 0 | 0.9 | 19.5 | 0.7 | 187 | 180 | 7.0 | Duplicate sample. |
| VMP-13-29.5 | 3/19/2025 | 08:45 | 0.17 | 0.13 | 0.0 | 0 | 1.0 | 19.4 | 0.7 | 190 | 178 | 12.0 | |
| VMP-13-29.5 | 4/21/2025 | 10:13 | NM | NM | NM | NM | NM | NM | NM | NM | NM | NM | Screen submerged. |
| VMP-13-29.5 | 5/22/2025 | 10:47 | NM | NM | NM | NM | NM | NM | NM | NM | NM | NM | Inaccessible due to SEE system operations. |
| VMP-13-29.5 | 6/19/2025 | 00:00 | NM | NM | NM | NM | NM | NM | NM | NM | NM | NM | Inaccessible due to SEE system operations. |
| VMP-13-29.5 | 7/16/2025 | 09:37 | NM | NM | NM | NM | NM | NM | NM | NM | NM | NM | Inaccessible due to SEE system operations. |
| VMP-13-29.5 | 8/20/2025 | 11:33 | NM | NM | NM | NM | NM | NM | NM | NM | NM | NM | Inaccessible due to SEE system operations. |
| VMP-13-29.5 | 9/18/2025 | 12:03 | NM | NM | NM | NM | NM | NM | NM | NM | NM | NM | Inaccessible due to SEE system operations. |
| VMP-13-29.5 | 10/23/2025 | 13:03 | NM | NM | NM | NM | NM | NM | NM | NM | NM | NM | Inaccessible due to SEE system operations. |
| VMP-13-29.5 | 11/24/2025 | 13:14 | NM | NM | NM | NM | NM | NM | NM | NM | NM | NM | Inaccessible due to SEE system operations. |
| VMP-13-29.5 | 12/18/2025 | 09:27 | NM | NM | NM | NM | NM | NM | NM | NM | NM | NM | Inaccessible due to SEE system operations. |
| VMP-14-5 | 1/29/2025 | 09:10 | 0.00 | 0.00 | 0.0 | 0 | 0.6 | 19.9 | 0.0 | 0.0 | 0.0 | 0.0 | |
| VMP-14-5 | 2/26/2025 | 08:45 | 0.00 | 0.00 | 0.0 | 0 | 0.5 | 20.4 | 0.0 | 0.0 | 0.0 | 0.0 | |
| VMP-14-5 | 3/19/2025 | 09:10 | 0.00 | 0.00 | 0.0 | 0 | 0.8 | 20.0 | 0.0 | 0.3 | 0.3 | 0.0 | |
| VMP-14-5 | 3/19/2025 | 09:10 | NM | NM | 0.0 | 0 | 0.8 | 20.1 | 0.0 | 0.4 | 0.4 | 0.0 | Duplicate sample. |
| VMP-14-5 | 4/21/2025 | 09:31 | 0.00 | 0.00 | 0.0 | 0 | 0.6 | 20.1 | 0.0 | 0.0 | 0.0 | 0.0 | |
| VMP-14-5 | 5/22/2025 | 10:40 | NM | NM | NM | NM | NM | NM | NM | NM | NM | NM | Inaccessible due to SEE system operations. |
| VMP-14-5 | 6/19/2025 | 00:00 | NM | NM | NM | NM | NM | NM | NM | NM | NM | NM | Inaccessible due to SEE system operations. |
| VMP-14-5 | 7/16/2025 | 09:30 | NM | NM | NM | NM | NM | NM | NM | NM | NM | NM | Inaccessible due to SEE system operations. |
| VMP-14-5 | 8/20/2025 | 11:25 | NM | NM | NM | NM | NM | NM | NM | NM | NM | NM | Inaccessible due to SEE system operations. |
| VMP-14-5 | 9/18/2025 | 12:04 | NM | NM | NM | NM | NM | NM | NM | NM | NM | NM | Inaccessible due to SEE system operations. |
| VMP-14-5 | 10/24/2025 | 13:04 | NM | NM | NM | NM | NM | NM | NM | NM | NM | NM | Inaccessible due to SEE system operations. |
| VMP-14-5 | 11/24/2025 | 13:15 | NM | NM | NM | NM | NM | NM | NM | NM | NM | NM | Inaccessible due to SEE system operations. |
| VMP-14-5 | 12/18/2025 | 09:28 | NM | NM | NM | NM | NM | NM | NM | NM | NM | NM | Inaccessible due to SEE system operations. |
| VMP-14-11.5 | 1/29/2025 | 09:11 | -0.27 | 0.00 | 0.0 | 0 | 0.3 | 20.4 | 0.0 | 0.0 | 0.0 | 0.0 | |
| VMP-14-11.5 | 2/26/2025 | 08:46 | 0.00 | 0.00 | 0.0 | 0 | 0.4 | 20.6 | 0.0 | 0.0 | 0.0 | 0.0 | |
| VMP-14-11.5 | 3/19/2025 | 09:10 | 0.00 | 0.00 | 0.0 | 0 | 0.6 | 20.4 | 0.0 | 0.0 | 0.0 | 0.0 | |
| VMP-14-11.5 | 4/21/2025 | 09:32 | 0.00 | 0.00 | 0.0 | 0 | 0.6 | 20.1 | 0.0 | 0.0 | 0.0 | 0.0 | |
| VMP-14-11.5 | 5/22/2025 | 10:41 | NM | NM | NM | NM | NM | NM | NM | NM | NM | NM | Inaccessible due to SEE system operations. |
| VMP-14-11.5 | 6/19/2025 | 00:00 | NM | NM | NM | NM | NM | NM | NM | NM | NM | NM | Inaccessible due to SEE system operations. |
| VMP-14-11.5 | 7/16/2025 | 09:31 | NM | NM | NM | NM | NM | NM | NM | NM | NM | NM | Inaccessible due to SEE system operations. |
| VMP-14-11.5 | 8/20/2025 | 11:26 | NM | NM | NM | NM | NM | NM | NM | NM | NM | NM | Inaccessible due to SEE system operations. |
| VMP-14-11.5 | 9/18/2025 | 12:06 | NM | NM | NM | NM | NM | NM | NM | NM | NM | NM | Inaccessible due to SEE system operations. |
| VMP-14-11.5 | 10/24/2025 | 13:05 | NM | NM | NM | NM | NM | NM | NM | NM | NM | NM | Inaccessible due to SEE system operations. |
| VMP-14-11.5 | 11/24/2025 | 13:16 | NM | NM | NM | NM | NM | NM | NM | NM | NM | NM | Inaccessible due to SEE system operations. |
| VMP-14-11.5 | 12/18/2025 | 09:29 | NM | NM | NM | NM | NM | NM | NM | NM | NM | NM | Inaccessible due to SEE system operations. |

**TABLE 9**
**SVE SYSTEM MONTHLY MONITORING - VMP SAMPLING DATA**

| Sample ID | Date | Initial Reading Time (24-Hour) | Vacuum/Pressure | | Fixed Gases | | | | Soil Vapor Concentrations | | | | Comments |
|---|---|---|---|---|---|---|---|---|---|---|---|---|---|
| | | | Initial Reading (Inches of $H_2O$) | Stabilized Reading (Inches of $H_2O$) | $CH_4$ (%) | LEL (%) | $CO_2$ (%) | $O_2$ (%) | PID (ppmv) | THC (ppmv) | $CH_4$ (ppmv) | PHC (ppmv) | |
| VMP-14-20 | 1/29/2025 | 09:12 | 0.00 | -0.20 | 0.1 | 2 | 13.1 | 4.9 | 1.3 | 963 | 822 | 141 | |
| VMP-14-20 | 2/26/2025 | 08:47 | 0.00 | 0.00 | 0.0 | 0 | 11.2 | 7.1 | 0.6 | 528 | 441 | 87.0 | |
| VMP-14-20 | 3/19/2025 | 09:10 | 0.00 | 0.00 | 0.0 | 0 | 9.8 | 9.1 | 0.5 | 35.0 | 19.0 | 16.0 | |
| VMP-14-20 | 4/21/2025 | 09:36 | -0.21 | -0.20 | 0.0 | 0 | 9.9 | 8.3 | 13.9 | 142 | 49.0 | 93.0 | |
| VMP-14-20 | 5/22/2025 | 10:42 | NM | NM | NM | NM | NM | NM | NM | NM | NM | NM | Inaccessible due to SEE system operations. |
| VMP-14-20 | 6/19/2025 | 00:00 | NM | NM | NM | NM | NM | NM | NM | NM | NM | NM | Inaccessible due to SEE system operations. |
| VMP-14-20 | 7/16/2025 | 09:32 | NM | NM | NM | NM | NM | NM | NM | NM | NM | NM | Inaccessible due to SEE system operations. |
| VMP-14-20 | 8/20/2025 | 11:27 | NM | NM | NM | NM | NM | NM | NM | NM | NM | NM | Inaccessible due to SEE system operations. |
| VMP-14-20 | 9/18/2025 | 12:07 | NM | NM | NM | NM | NM | NM | NM | NM | NM | NM | Inaccessible due to SEE system operations. |
| VMP-14-20 | 10/24/2025 | 13:06 | NM | NM | NM | NM | NM | NM | NM | NM | NM | NM | Inaccessible due to SEE system operations. |
| VMP-14-20 | 11/24/2025 | 13:17 | NM | NM | NM | NM | NM | NM | NM | NM | NM | NM | Inaccessible due to SEE system operations. |
| VMP-14-20 | 12/18/2025 | 09:30 | NM | NM | NM | NM | NM | NM | NM | NM | NM | NM | Inaccessible due to SEE system operations. |
| VMP-14-29 | 1/29/2025 | 09:13 | -0.28 | -0.24 | 0.1 | 2 | 11.1 | 7.4 | 26.7 | 413 | 303 | 110 | |
| VMP-14-29 | 2/26/2025 | 08:48 | -0.13 | 0.00 | 0.1 | 2 | 12.4 | 4.6 | 10.8 | 693 | 539 | 154 | |
| VMP-14-29 | 3/19/2025 | 09:10 | -0.11 | 0.00 | 0.0 | 0 | 7.3 | 9.9 | 1.2 | 25.0 | 0.0 | 25.0 | |
| VMP-14-29 | 4/21/2025 | 09:37 | 0.00 | -0.29 | 8.7 | OVR | 13.0 | 4.7 | 612 | 33780 | 27610 | 6170 | |
| VMP-14-29 | 5/22/2025 | 10:43 | NM | NM | NM | NM | NM | NM | NM | NM | NM | NM | Inaccessible due to SEE system operations. |
| VMP-14-29 | 6/19/2025 | 00:00 | NM | NM | NM | NM | NM | NM | NM | NM | NM | NM | Inaccessible due to SEE system operations. |
| VMP-14-29 | 7/16/2025 | 09:33 | NM | NM | NM | NM | NM | NM | NM | NM | NM | NM | Inaccessible due to SEE system operations. |
| VMP-14-29 | 8/20/2025 | 11:28 | NM | NM | NM | NM | NM | NM | NM | NM | NM | NM | Inaccessible due to SEE system operations. |
| VMP-14-29 | 9/18/2025 | 12:08 | NM | NM | NM | NM | NM | NM | NM | NM | NM | NM | Inaccessible due to SEE system operations. |
| VMP-14-29 | 10/24/2025 | 13:07 | NM | NM | NM | NM | NM | NM | NM | NM | NM | NM | Inaccessible due to SEE system operations. |
| VMP-14-29 | 11/24/2025 | 13:18 | NM | NM | NM | NM | NM | NM | NM | NM | NM | NM | Inaccessible due to SEE system operations. |
| VMP-14-29 | 12/18/2025 | 09:31 | NM | NM | NM | NM | NM | NM | NM | NM | NM | NM | Inaccessible due to SEE system operations. |
| VMP-17-5 | 1/28/2025 | 13:50 | -0.10 | -0.14 | 0.0 | 0 | 0.1 | 20.8 | 0.0 | 0.0 | 0.0 | 0.0 | |
| VMP-17-5 | 2/26/2025 | 10:34 | -0.23 | -0.20 | 0.0 | 0 | 0.1 | 20.9 | 0.0 | 0.0 | 0.0 | 0.0 | |
| VMP-17-5 | 2/26/2025 | 10:34 | NM | NM | 0.0 | 0 | 0.1 | 20.9 | 0.0 | 0.0 | 0.0 | 0.0 | Duplicate sample. |
| VMP-17-5 | 3/19/2025 | 09:35 | -0.17 | -0.22 | 0.0 | 0 | 0.1 | 20.9 | 0.0 | 0.0 | 0.0 | 0.0 | |
| VMP-17-5 | 3/19/2025 | 09:35 | NM | NM | 0.0 | 0 | 0.1 | 20.9 | 0.0 | 0.0 | 0.0 | 0.0 | Duplicate sample. |
| VMP-17-5 | 4/21/2025 | 08:49 | 0.00 | 0.00 | 0.0 | 0 | 0.1 | 20.9 | 0.0 | 0.0 | 0.0 | 0.0 | |
| VMP-17-5 | 5/22/2025 | 09:43 | NM | NM | NM | NM | NM | NM | NM | NM | NM | NM | Inaccessible due to SEE system operations. |
| VMP-17-5 | 6/19/2025 | 00:00 | NM | NM | NM | NM | NM | NM | NM | NM | NM | NM | Inaccessible due to SEE system operations. |
| VMP-17-5 | 7/16/2025 | 09:24 | -0.93 | -0.62 | 0.0 | 0 | 0.2 | 20.8 | 0.0 | 0.0 | 0.0 | 0.0 | |
| VMP-17-5 | 7/16/2025 | 09:24 | NM | NM | 0.0 | 0 | 0.2 | 20.8 | 0.0 | 0.0 | 0.0 | 0.0 | Duplicate sample. |
| VMP-17-5 | 8/20/2025 | 11:19 | -0.20 | -0.31 | 0.0 | 0 | 0.2 | 20.9 | 0.0 | 0.0 | 0.0 | 0.0 | |
| VMP-17-5 | 9/17/2025 | 08:25 | -0.28 | -0.25 | 0.0 | 0 | 0.1 | 20.8 | 0.0 | 0.0 | 0.0 | 0.0 | |
| VMP-17-5 | 10/22/2025 | 08:35 | 0.00 | 0.00 | 0.0 | 0 | 0.1 | 20.9 | 0.0 | 0.0 | 0.0 | 0.0 | |
| VMP-17-5 | 11/24/2025 | 13:20 | NM | NM | NM | NM | NM | NM | NM | NM | NM | NM | Inaccessible due to SEE system operations. |
| VMP-17-5 | 12/18/2025 | 09:41 | -0.30 | -0.35 | 0.0 | 0 | 0.1 | 20.9 | 0.0 | 0.0 | 0.0 | 0.0 | |

**TABLE 9**
**SVE SYSTEM MONTHLY MONITORING - VMP SAMPLING DATA**

| Sample ID | Date | Initial Reading Time (24-Hour) | Vacuum/Pressure | | Fixed Gases | | | | Soil Vapor Concentrations | | | | Comments |
|---|---|---|---|---|---|---|---|---|---|---|---|---|---|
| | | | Initial Reading (Inches of $H_2O$) | Stabilized Reading (Inches of $H_2O$) | $CH_4$ (%) | LEL (%) | $CO_2$ (%) | $O_2$ (%) | PID (ppmv) | THC (ppmv) | $CH_4$ (ppmv) | PHC (ppmv) | |
| VMP-18-8.5 | 1/29/2025 | 09:52 | -0.17 | 0.00 | 0.0 | 0 | 0.1 | 20.9 | 0.0 | 0.0 | 0.0 | 0.0 | |
| VMP-18-8.5 | 2/26/2025 | 10:52 | 0.00 | 0.00 | 0.0 | 0 | 0.1 | 20.8 | 0.0 | 0.0 | 0.0 | 0.0 | |
| VMP-18-8.5 | 3/19/2025 | 11:26 | 0.00 | 0.00 | 0.0 | 0 | 0.2 | 20.8 | 0.0 | 0.0 | 0.0 | 0.0 | |
| VMP-18-8.5 | 4/21/2025 | 11:22 | 0.00 | 0.00 | 0.0 | 0 | 0.3 | 20.7 | 0.0 | 0.0 | 0.0 | 0.0 | |
| VMP-18-8.5 | 4/21/2025 | 11:22 | NM | NM | 0.0 | 0 | 0.3 | 20.7 | 0.0 | 0.0 | 0.0 | 0.0 | Duplicate sample. |
| VMP-18-8.5 | 5/21/2025 | 13:50 | 0.00 | 0.00 | 0.0 | 0 | 0.3 | 20.8 | 0.0 | 0.0 | 0.0 | 0.0 | |
| VMP-18-8.5 | 5/21/2025 | 13:50 | NM | NM | 0.0 | 0 | 0.3 | 20.8 | 0.0 | 0.0 | 0.0 | 0.0 | Duplicate sample. |
| VMP-18-8.5 | 6/18/2025 | 11:15 | -0.12 | 0.00 | 0.0 | 0 | 0.3 | 20.8 | 0.0 | 0.0 | 0.0 | 0.0 | |
| VMP-18-8.5 | 7/16/2025 | 09:56 | -0.17 | 0.00 | 0.0 | 0 | 0.2 | 20.8 | 0.0 | 0.0 | 0.0 | 0.0 | |
| VMP-18-8.5 | 8/20/2025 | 11:32 | 0.00 | -0.32 | 0.0 | 0 | 0.8 | 20.2 | 1.0 | 0.0 | 0.0 | 0.0 | |
| VMP-18-8.5 | 9/17/2025 | 10:00 | -0.27 | -0.27 | 0.0 | 0 | 0.4 | 20.4 | 0.0 | 0.0 | 0.0 | 0.0 | |
| VMP-18-8.5 | 10/22/2025 | 09:57 | 0.00 | 0.00 | 0.0 | 0 | 0.4 | 20.5 | 0.0 | 0.0 | 0.0 | 0.0 | |
| VMP-18-8.5 | 11/24/2025 | 10:10 | -0.26 | -0.17 | 0.0 | 0 | 0.4 | 20.6 | 0.0 | 0.0 | 0.0 | 0.0 | |
| VMP-18-8.5 | 11/24/2025 | 10:10 | NM | NM | 0.0 | 0 | 0.4 | 20.6 | 0.0 | 0.0 | 0.0 | 0.0 | Duplicate sample. |
| VMP-18-8.5 | 12/17/2025 | 08:13 | -0.22 | -0.24 | 0.0 | 0 | 0.2 | 20.9 | 0.0 | 0.0 | 0.0 | 0.0 | |
| VMP-19-5 | 1/29/2025 | 09:56 | -0.09 | -0.11 | 0.0 | 0 | 0.1 | 20.8 | 0.0 | 0.4 | 0.4 | 0.0 | |
| VMP-19-5 | 2/26/2025 | 10:58 | -0.12 | 0.00 | 0.0 | 0 | 0.1 | 20.8 | 0.0 | 2.6 | 2.3 | 0.3 | |
| VMP-19-5 | 3/19/2025 | 11:29 | NM | NM | NM | NM | NM | NM | NM | NM | NM | NM | Vehicle parked on well vault. Could not access. |
| VMP-19-5 | 4/21/2025 | 11:32 | -0.13 | 0.00 | 0.0 | 0 | 0.2 | 20.7 | 0.0 | 0.0 | 0.0 | 0.0 | |
| VMP-19-5 | 5/21/2025 | 13:42 | -0.27 | -0.26 | 0.0 | 0 | 0.2 | 20.9 | 0.0 | 0.0 | 0.0 | 0.0 | |
| VMP-19-5 | 6/18/2025 | 11:25 | -0.30 | 0.00 | 0.0 | 0 | 0.2 | 20.9 | 0.0 | 0.0 | 0.0 | 0.0 | |
| VMP-19-5 | 7/16/2025 | 09:52 | -0.39 | -0.34 | 0.0 | 0 | 0.2 | 20.4 | 0.0 | 3.8 | 3.5 | 0.3 | |
| VMP-19-5 | 8/20/2025 | 12:12 | -0.43 | -0.19 | 0.0 | 0 | 0.3 | 20.5 | 1.0 | 0.0 | 0.0 | 0.0 | |
| VMP-19-5 | 9/17/2025 | 09:50 | -0.19 | -0.17 | 0.0 | 0 | 0.1 | 20.8 | 0.0 | 0.0 | 0.0 | 0.0 | |
| VMP-19-5 | 10/22/2025 | 10:03 | 0.00 | -0.21 | 0.0 | 0 | 0.1 | 20.9 | 0.0 | 0.0 | 0.0 | 0.0 | |
| VMP-19-5 | 10/22/2025 | 10:03 | NM | NM | 0.0 | 0 | 0.1 | 20.9 | 0.0 | 0.0 | 0.0 | 0.0 | Duplicate sample. |
| VMP-19-5 | 11/24/2025 | 10:00 | -0.17 | -0.11 | 0.0 | 0 | 0.1 | 20.9 | 0.0 | 0.0 | 0.0 | 0.0 | |
| VMP-19-5 | 11/24/2025 | 10:00 | NM | NM | 0.0 | 0 | 0.1 | 20.9 | 0.0 | 0.0 | 0.0 | 0.0 | Duplicate sample. |
| VMP-19-5 | 12/17/2025 | 08:20 | -0.22 | -0.21 | 0.0 | 0 | 0.1 | 20.9 | 0.0 | 0.0 | 0.0 | 0.0 | |
| VMP-19-5 | 12/17/2025 | 08:20 | NM | NM | 0.0 | 0 | 0.1 | 20.9 | 0.0 | 0.0 | 0.0 | 0.0 | Duplicate sample. |
| VMP-32-5 | 1/30/2025 | 11:53 | 0.00 | 0.00 | 0.0 | 0 | 1.7 | 19.0 | 0.0 | 0.0 | 0.0 | 0.0 | |
| VMP-32-5 | 2/27/2025 | 12:28 | 0.00 | 0.00 | 0.0 | 0 | 0.9 | 20.0 | 0.0 | 0.0 | 0.0 | 0.0 | |
| VMP-32-5 | 3/20/2025 | 14:05 | NM | NM | NM | NM | NM | NM | NM | NM | NM | NM | Vehicle parked on well vault. Could not access. |
| VMP-32-5 | 4/22/2025 | 12:25 | 0.00 | 0.00 | 0.0 | 0 | 1.0 | 19.0 | 0.0 | 0.0 | 0.0 | 0.0 | |
| VMP-32-5 | 5/21/2025 | 11:58 | 0.00 | 0.00 | 0.0 | 0 | 1.9 | 17.6 | 0.0 | 0.0 | 0.0 | 0.0 | |
| VMP-32-5 | 5/21/2025 | 11:58 | NM | NM | 0.0 | 0 | 1.9 | 17.7 | 0.0 | 0.0 | 0.0 | 0.0 | Duplicate sample. |
| VMP-32-5 | 6/19/2025 | 08:55 | 0.00 | 0.00 | 0.0 | 0 | 2.6 | 17.4 | 0.0 | 0.0 | 0.0 | 0.0 | |
| VMP-32-5 | 7/17/2025 | 09:00 | -0.21 | -0.09 | 0.0 | 0 | 4.8 | 15.5 | 0.0 | 0.0 | 0.0 | 0.0 | |
| VMP-32-5 | 7/17/2025 | 09:00 | NM | NM | 0.0 | 0 | 4.7 | 15.5 | 0.0 | 0.0 | 0.0 | 0.0 | Duplicate sample. |
| VMP-32-5 | 8/21/2025 | 13:13 | -0.11 | 0.00 | 0.0 | 0 | 4.9 | 15.0 | 0.0 | 0.0 | 0.0 | 0.0 | |
| VMP-32-5 | 9/18/2025 | 08:55 | 0.00 | 0.00 | 0.0 | 0 | 4.9 | 15.8 | 0.0 | 0.0 | 0.0 | 0.0 | |
| VMP-32-5 | 10/23/2025 | 13:44 | 0.00 | 0.00 | 0.0 | 0 | 4.2 | 16.8 | 0.0 | 0.0 | 0.0 | 0.0 | |
| VMP-32-5 | 11/25/2025 | 10:19 | 0.00 | 0.00 | 0.0 | 0 | 2.9 | 18.1 | 0.0 | 0.0 | 0.0 | 0.0 | |
| VMP-32-5 | 12/17/2025 | 12:50 | 0.10 | 0.00 | 0.0 | 0 | 3.2 | 17.6 | 0.0 | 0.0 | 0.0 | 0.0 | |

**TABLE 9**
**SVE SYSTEM MONTHLY MONITORING - VMP SAMPLING DATA**

| Sample ID | Date | Initial Reading Time (24-Hour) | Vacuum/Pressure | | Fixed Gases | | | | Soil Vapor Concentrations | | | | Comments |
|---|---|---|---|---|---|---|---|---|---|---|---|---|---|
| | | | Initial Reading (Inches of $H_2O$) | Stabilized Reading (Inches of $H_2O$) | $CH_4$ (%) | LEL (%) | $CO_2$ (%) | $O_2$ (%) | PID (ppmv) | THC (ppmv) | $CH_4$ (ppmv) | PHC (ppmv) | |
| VMP-32-10 | 1/30/2025 | 11:53 | 0.00 | 0.00 | 0.0 | 0 | 2.4 | 18.7 | 0.0 | 0.0 | 0.0 | 0.0 | |
| VMP-32-10 | 2/27/2025 | 12:29 | 0.00 | 0.00 | 0.0 | 0 | 1.8 | 19.4 | 0.0 | 0.0 | 0.0 | 0.0 | |
| VMP-32-10 | 3/20/2025 | 14:05 | NM | NM | NM | NM | NM | NM | NM | NM | NM | NM | Vehicle parked on well vault. Could not access. |
| VMP-32-10 | 4/22/2025 | 12:26 | 0.00 | 0.00 | 0.0 | 0 | 1.8 | 19.0 | 0.0 | 0.0 | 0.0 | 0.0 | |
| VMP-32-10 | 5/21/2025 | 11:59 | 0.00 | 0.00 | 0.0 | 0 | 2.2 | 18.2 | 0.0 | 0.0 | 0.0 | 0.0 | |
| VMP-32-10 | 6/19/2025 | 08:56 | 0.00 | 0.00 | 0.0 | 0 | 2.7 | 17.5 | 0.0 | 0.0 | 0.0 | 0.0 | |
| VMP-32-10 | 7/17/2025 | 09:01 | -0.12 | -0.11 | 0.0 | 0 | 3.3 | 16.6 | 0.0 | 0.0 | 0.0 | 0.0 | |
| VMP-32-10 | 8/21/2025 | 13:14 | 0.00 | 0.00 | 0.0 | 0 | 4.8 | 15.3 | 0.0 | 0.0 | 0.0 | 0.0 | |
| VMP-32-10 | 8/21/2025 | 13:14 | NM | NM | 0.0 | 0 | 4.7 | 15.3 | 0.0 | 0.0 | 0.0 | 0.0 | Duplicate sample. |
| VMP-32-10 | 9/18/2025 | 08:56 | 0.00 | 0.00 | 0.0 | 0 | 4.1 | 16.3 | 0.4 | 0.0 | 0.0 | 0.0 | |
| VMP-32-10 | 10/23/2025 | 13:45 | 0.00 | 0.00 | 0.0 | 0 | 5.3 | 16.0 | 0.3 | 0.0 | 0.0 | 0.0 | |
| VMP-32-10 | 11/25/2025 | 10:20 | 0.00 | 0.00 | 0.0 | 0 | 4.4 | 17.0 | 0.3 | 0.0 | 0.0 | 0.0 | |
| VMP-32-10 | 12/17/2025 | 12:51 | 0.10 | 0.00 | 0.0 | 0 | 3.8 | 17.3 | 0.0 | 0.0 | 0.0 | 0.0 | |
| VMP-32-20 | 1/30/2025 | 11:53 | 0.00 | 0.00 | 0.0 | 0 | 0.2 | 20.3 | 0.0 | 0.0 | 0.0 | 0.0 | |
| VMP-32-20 | 2/27/2025 | 12:30 | 0.00 | 0.00 | 0.0 | 0 | 0.1 | 20.9 | 0.0 | 0.0 | 0.0 | 0.0 | |
| VMP-32-20 | 3/20/2025 | 14:05 | NM | NM | NM | NM | NM | NM | NM | NM | NM | NM | Vehicle parked on well vault. Could not access. |
| VMP-32-20 | 4/22/2025 | 12:27 | 0.00 | 0.00 | 0.0 | 0 | 0.2 | 20.7 | 0.0 | 0.0 | 0.0 | 0.0 | |
| VMP-32-20 | 5/21/2025 | 12:00 | 0.00 | 0.00 | 0.0 | 0 | 0.2 | 20.8 | 0.0 | 0.0 | 0.0 | 0.0 | |
| VMP-32-20 | 6/18/2025 | 08:57 | 0.00 | 0.00 | 0.0 | 0 | 0.1 | 20.6 | 0.0 | 0.0 | 0.0 | 0.0 | |
| VMP-32-20 | 7/17/2025 | 09:02 | NM | NM | NM | NM | NM | NM | NM | NM | NM | NM | |
| VMP-32-20 | 8/21/2025 | 13:15 | 0.00 | 0.00 | 0.0 | 0 | 1.1 | 19.7 | 0.0 | 0.0 | 0.0 | 0.0 | |
| VMP-32-20 | 9/18/2025 | 08:57 | 0.00 | 0.00 | 0.0 | 0 | 1.4 | 19.6 | 0.0 | 0.0 | 0.0 | 0.0 | |
| VMP-32-20 | 10/23/2025 | 13:46 | -0.48 | 0.00 | 0.0 | 0 | 0.9 | 20.1 | 0.0 | 0.0 | 0.0 | 0.0 | |
| VMP-32-20 | 11/25/2025 | 10:21 | -10.90 | 0.12 | 0.0 | 0 | 0.7 | 20.3 | 0.0 | 0.0 | 0.0 | 0.0 | |
| VMP-32-20 | 12/17/2025 | 12:52 | 0.09 | -0.21 | 0.0 | 0 | 0.6 | 20.2 | 0.0 | 0.0 | 0.0 | 0.0 | |
| VMP-32-30 | 1/30/2025 | 11:53 | 0.00 | 0.00 | 0.0 | 0 | 0.1 | 20.7 | 0.0 | 0.0 | 0.0 | 0.0 | |
| VMP-32-30 | 2/27/2025 | 12:31 | 0.00 | 0.00 | 0.0 | 0 | 0.1 | 20.8 | 0.0 | 0.0 | 0.0 | 0.0 | |
| VMP-32-30 | 3/20/2025 | 14:05 | NM | NM | NM | NM | NM | NM | NM | NM | NM | NM | Vehicle parked on well vault. Could not access. |
| VMP-32-30 | 4/22/2025 | 12:28 | 0.00 | 0.00 | 0.0 | 0 | 0.1 | 20.9 | 0.0 | 0.0 | 0.0 | 0.0 | |
| VMP-32-30 | 5/21/2025 | 12:01 | 0.00 | 0.00 | 0.0 | 0 | 0.0 | 20.9 | 0.0 | 0.0 | 0.0 | 0.0 | |
| VMP-32-30 | 6/19/2025 | 08:58 | 0.00 | 0.00 | 0.0 | 0 | 0.1 | 20.5 | 0.0 | 0.0 | 0.0 | 0.0 | |
| VMP-32-30 | 7/17/2025 | 09:03 | 0.00 | 0.00 | 0.0 | 0 | 0.2 | 20.7 | 0.0 | 0.0 | 0.0 | 0.0 | |
| VMP-32-30 | 8/21/2025 | 13:16 | 0.00 | 0.00 | 0.0 | 0 | 0.3 | 20.6 | 0.0 | 0.0 | 0.0 | 0.0 | |
| VMP-32-30 | 9/18/2025 | 08:58 | 0.00 | 0.00 | 0.0 | 0 | 0.3 | 20.7 | 0.0 | 0.0 | 0.0 | 0.0 | |
| VMP-32-30 | 10/23/2025 | 13:47 | 0.00 | 0.00 | 0.0 | 0 | 0.1 | 20.7 | 0.0 | 0.0 | 0.0 | 0.0 | |
| VMP-32-30 | 11/25/2025 | 10:22 | 0.00 | 0.00 | 0.0 | 0 | 0.1 | 20.8 | 0.0 | 0.0 | 0.0 | 0.0 | |
| VMP-32-30 | 12/17/2025 | 12:53 | 0.00 | 0.00 | 0.0 | 0 | 0.2 | 20.7 | 0.0 | 0.0 | 0.0 | 0.0 | |

**TABLE 9**
**SVE SYSTEM MONTHLY MONITORING - VMP SAMPLING DATA**

| Sample ID | Date | Initial Reading Time (24-Hour) | Vacuum/Pressure | | Fixed Gases | | | | Soil Vapor Concentrations | | | | Comments |
|---|---|---|---|---|---|---|---|---|---|---|---|---|---|
| | | | Initial Reading (Inches of $H_2O$) | Stabilized Reading (Inches of $H_2O$) | $CH_4$ (%) | LEL (%) | $CO_2$ (%) | $O_2$ (%) | PID (ppmv) | THC (ppmv) | $CH_4$ (ppmv) | PHC (ppmv) | |
| VMP-33-10 | 1/28/2025 | 11:20 | -0.14 | -0.15 | 0.0 | 0 | 0.1 | 20.9 | 0.0 | 0.0 | 0.0 | 0.0 | |
| VMP-33-10 | 2/26/2025 | 11:24 | -0.26 | -0.23 | 0.0 | 0 | 0.1 | 20.9 | 0.0 | 0.0 | 0.0 | 0.0 | |
| VMP-33-10 | 3/19/2025 | 10:25 | -0.33 | -0.32 | 0.0 | 0 | 0.1 | 20.9 | 0.0 | 0.0 | 0.0 | 0.0 | |
| VMP-33-10 | 4/21/2025 | 11:30 | -0.42 | -0.36 | 0.0 | 0 | 0.1 | 20.9 | 0.0 | 0.0 | 0.0 | 0.0 | |
| VMP-33-10 | 5/22/2025 | 10:42 | -0.29 | -0.26 | 0.0 | 0 | 0.1 | 20.9 | 0.0 | 0.0 | 0.0 | 0.0 | |
| VMP-33-10 | 6/19/2025 | 11:12 | -0.19 | -0.28 | 0.0 | 0 | 0.1 | 20.9 | 0.0 | 0.0 | 0.0 | 0.0 | |
| VMP-33-10 | 7/16/2025 | 11:20 | -0.10 | -0.09 | 0.0 | 0 | 0.1 | 20.9 | 0.0 | 0.0 | 0.0 | 0.0 | |
| VMP-33-10 | 8/20/2025 | 11:47 | -0.33 | -0.30 | 0.0 | 0 | 0.1 | 20.8 | 2.1 | 0.0 | 0.0 | 0.0 | |
| VMP-33-10 | 9/17/2025 | 12:08 | -0.17 | -0.33 | 0.0 | 0 | 0.0 | 20.8 | 1.0 | 0.0 | 0.0 | 0.0 | |
| VMP-33-10 | 10/22/2025 | 09:20 | 0.59 | -0.26 | 0.0 | 0 | 0.1 | 20.9 | 0.0 | 0.0 | 0.0 | 0.0 | |
| VMP-33-10 | 11/24/2025 | 12:22 | -0.20 | -0.27 | 0.0 | 0 | 0.1 | 20.9 | 0.0 | 0.0 | 0.0 | 0.0 | |
| VMP-33-10 | 12/17/2025 | 09:23 | 0.00 | 0.00 | 0.0 | 0 | 0.1 | 20.9 | 0.0 | 0.0 | 0.0 | 0.0 | |
| VMP-33-20 | 1/28/2025 | 11:21 | -1.28 | -1.12 | 0.0 | 0 | 0.1 | 20.9 | 0.0 | 0.0 | 0.0 | 0.0 | |
| VMP-33-20 | 2/26/2025 | 11:25 | -1.41 | -1.30 | 0.0 | 0 | 0.1 | 20.9 | 0.0 | 0.0 | 0.0 | 0.0 | |
| VMP-33-20 | 3/19/2025 | 10:26 | -2.34 | -2.46 | 0.0 | 0 | 0.1 | 20.9 | 0.0 | 0.0 | 0.0 | 0.0 | |
| VMP-33-20 | 4/21/2025 | 11:31 | -1.69 | -1.60 | 0.0 | 0 | 0.1 | 20.8 | 0.0 | 0.0 | 0.0 | 0.0 | |
| VMP-33-20 | 5/22/2025 | 10:43 | -1.06 | -0.66 | 0.0 | 0 | 0.1 | 20.9 | 0.0 | 0.0 | 0.0 | 0.0 | |
| VMP-33-20 | 6/19/2025 | 11:13 | -1.23 | -1.59 | 0.0 | 0 | 0.1 | 20.9 | 0.0 | 0.0 | 0.0 | 0.0 | |
| VMP-33-20 | 7/16/2025 | 11:21 | -0.58 | -0.50 | 0.0 | 0 | 0.2 | 20.7 | 0.0 | 0.0 | 0.0 | 0.0 | |
| VMP-33-20 | 8/20/2025 | 11:48 | -2.16 | -1.73 | 0.0 | 0 | 0.2 | 20.7 | 0.6 | 0.0 | 0.0 | 0.0 | |
| VMP-33-20 | 9/17/2025 | 12:09 | -1.92 | -1.41 | 0.0 | 0 | 0.1 | 20.8 | 0.3 | 0.0 | 0.0 | 0.0 | |
| VMP-33-20 | 10/22/2025 | 09:21 | -0.19 | -1.17 | 0.0 | 0 | 0.1 | 20.9 | 0.0 | 0.0 | 0.0 | 0.0 | |
| VMP-33-20 | 11/24/2025 | 12:23 | -0.93 | -0.92 | 0.0 | 0 | 0.1 | 20.9 | 0.0 | 0.0 | 0.0 | 0.0 | |
| VMP-33-20 | 12/17/2025 | 09:24 | 0.00 | 0.00 | 0.0 | 0 | 0.1 | 20.9 | 0.0 | 0.0 | 0.0 | 0.0 | |
| VMP-33-30 | 1/28/2025 | 11:22 | 0.00 | -0.10 | 0.0 | 0 | 0.1 | 20.9 | 0.0 | 0.0 | 0.0 | 0.0 | |
| VMP-33-30 | 2/26/2025 | 11:26 | -0.15 | -0.11 | 0.0 | 0 | 0.1 | 20.9 | 0.0 | 0.0 | 0.0 | 0.0 | |
| VMP-33-30 | 3/19/2025 | 10:27 | -0.18 | -0.22 | 0.0 | 0 | 0.1 | 20.9 | 0.0 | 0.0 | 0.0 | 0.0 | |
| VMP-33-30 | 4/21/2025 | 11:32 | -0.23 | -0.13 | 0.0 | 0 | 0.1 | 20.9 | 0.0 | 0.0 | 0.0 | 0.0 | |
| VMP-33-30 | 4/21/2025 | 11:32 | NM | NM | 0.0 | 0 | 0.1 | 20.9 | 0.0 | 0.0 | 0.0 | 0.0 | Duplicate sample. |
| VMP-33-30 | 5/22/2025 | 10:44 | -0.15 | -0.12 | 0.0 | 0 | 0.1 | 20.9 | 0.0 | 0.0 | 0.0 | 0.0 | |
| VMP-33-30 | 6/19/2025 | 11:14 | -0.19 | -0.21 | 0.0 | 0 | 0.1 | 20.9 | 0.0 | 0.0 | 0.0 | 0.0 | |
| VMP-33-30 | 7/16/2025 | 11:22 | -0.06 | -0.06 | 0.0 | 0 | 0.1 | 20.9 | 0.0 | 0.0 | 0.0 | 0.0 | |
| VMP-33-30 | 8/20/2025 | 11:49 | -0.30 | -0.22 | 0.0 | 0 | 0.1 | 20.8 | 1.5 | 0.0 | 0.0 | 0.0 | |
| VMP-33-30 | 9/17/2025 | 12:10 | NM | NM | 0.0 | 0 | 0.0 | 20.9 | 0.9 | 0.0 | 0.0 | 0.0 | |
| VMP-33-30 | 9/17/2025 | 12:10 | -0.26 | -0.29 | 0.0 | 0 | 0.0 | 20.8 | 1.1 | 0.0 | 0.0 | 0.0 | Duplicate sample. |
| VMP-33-30 | 10/22/2025 | 09:22 | 0.65 | -0.17 | 0.0 | 0 | 0.0 | 20.9 | 0.0 | 0.0 | 0.0 | 0.0 | |
| VMP-33-30 | 10/22/2025 | 09:22 | NM | NM | 0.0 | 0 | 0.0 | 20.9 | 0.0 | 0.0 | 0.0 | 0.0 | Duplicate sample. |
| VMP-33-30 | 11/24/2025 | 12:24 | -0.14 | -0.19 | 0.0 | 0 | 0.1 | 20.9 | 0.0 | 0.0 | 0.0 | 0.0 | |
| VMP-33-30 | 12/17/2025 | 09:25 | 0.00 | -0.10 | 0.0 | 0 | 0.1 | 20.9 | 0.0 | 0.0 | 0.0 | 0.0 | |

SEE LAST PAGE OF TABLE FOR NOTES

**TABLE 9**
**SVE SYSTEM MONTHLY MONITORING - VMP SAMPLING DATA**

| Sample ID | Date | Initial Reading Time (24-Hour) | Vacuum/Pressure | | Fixed Gases | | | | Soil Vapor Concentrations | | | | Comments |
|---|---|---|---|---|---|---|---|---|---|---|---|---|---|
| | | | Initial Reading (Inches of $H_2O$) | Stabilized Reading (Inches of $H_2O$) | $CH_4$ (%) | LEL (%) | $CO_2$ (%) | $O_2$ (%) | PID (ppmv) | THC (ppmv) | $CH_4$ (ppmv) | PHC (ppmv) | |
| VMP-34-10 | 1/28/2025 | 10:45 | 0.00 | -0.22 | 0.0 | 0 | 0.3 | 20.5 | 0.0 | 0.0 | 0.0 | 0.0 | |
| VMP-34-10 | 2/26/2025 | 10:47 | -0.16 | -0.27 | 0.0 | 0 | 0.3 | 20.6 | 0.0 | 0.0 | 0.0 | 0.0 | |
| VMP-34-10 | 3/19/2025 | 10:00 | -0.11 | -0.10 | 0.0 | 0 | 0.2 | 20.7 | 0.0 | 0.0 | 0.0 | 0.0 | |
| VMP-34-10 | 4/21/2025 | 12:06 | -0.53 | -0.30 | 0.0 | 0 | 0.2 | 20.8 | 0.0 | 0.0 | 0.0 | 0.0 | |
| VMP-34-10 | 5/22/2025 | 10:25 | -0.20 | 0.00 | 0.0 | 0 | 0.4 | 20.5 | 0.0 | 0.0 | 0.0 | 0.0 | |
| VMP-34-10 | 6/19/2025 | 10:24 | -0.16 | -0.26 | 0.0 | 0 | 0.5 | 20.1 | 0.0 | 0.0 | 0.0 | 0.0 | |
| VMP-34-10 | 7/16/2025 | 11:00 | -0.17 | -0.13 | 0.0 | 0 | 1.0 | 19.4 | 0.0 | 0.0 | 0.0 | 0.0 | |
| VMP-34-10 | 7/16/2025 | 11:00 | NM | NM | 0.0 | 0 | 1.0 | 19.4 | 0.0 | 0.0 | 0.0 | 0.0 | Duplicate sample. |
| VMP-34-10 | 8/20/2025 | 11:28 | -0.12 | 0.00 | 0.0 | 0 | 1.0 | 19.5 | 1.5 | 0.0 | 0.0 | 0.0 | |
| VMP-34-10 | 9/17/2025 | 11:42 | 0.00 | 0.00 | 0.0 | 0 | 0.8 | 19.6 | 0.0 | 0.0 | 0.0 | 0.0 | |
| VMP-34-10 | 10/22/2025 | 10:00 | 0.65 | -0.10 | 0.0 | 0 | 0.8 | 19.8 | 0.0 | 0.0 | 0.0 | 0.0 | |
| VMP-34-10 | 11/24/2025 | 11:53 | 0.00 | 0.00 | 0.0 | 0 | 0.9 | 19.7 | 0.0 | 0.0 | 0.0 | 0.0 | |
| VMP-34-10 | 12/17/2025 | 10:08 | -0.27 | 0.00 | 0.0 | 0 | 0.8 | 19.9 | 0.0 | 0.0 | 0.0 | 0.0 | |
| VMP-34-20 | 1/28/2025 | 10:46 | -0.26 | 0.00 | 0.0 | 0 | 0.8 | 20.3 | 0.0 | 0.0 | 0.0 | 0.0 | |
| VMP-34-20 | 2/26/2025 | 10:48 | -0.34 | -0.35 | 0.0 | 0 | 0.7 | 20.3 | 0.0 | 0.0 | 0.0 | 0.0 | |
| VMP-34-20 | 3/19/2025 | 10:01 | -0.19 | 0.00 | 0.0 | 0 | 0.6 | 20.5 | 0.0 | 0.0 | 0.0 | 0.0 | |
| VMP-34-20 | 4/21/2025 | 12:07 | -1.09 | 0.77 | 0.0 | 0 | 0.5 | 20.5 | 0.0 | 0.0 | 0.0 | 0.0 | |
| VMP-34-20 | 5/22/2025 | 10:26 | -0.63 | -0.59 | 0.0 | 0 | 0.7 | 20.3 | 0.0 | 0.0 | 0.0 | 0.0 | |
| VMP-34-20 | 6/19/2025 | 10:25 | -0.57 | -0.81 | 0.0 | 0 | 0.8 | 19.8 | 0.0 | 0.0 | 0.0 | 0.0 | |
| VMP-34-20 | 7/16/2025 | 11:01 | -0.11 | -0.13 | 0.0 | 0 | 0.9 | 19.4 | 0.0 | 0.0 | 0.0 | 0.0 | |
| VMP-34-20 | 8/20/2025 | 11:29 | -0.49 | -0.39 | 0.0 | 0 | 1.5 | 18.9 | 0.0 | 0.0 | 0.0 | 0.0 | |
| VMP-34-20 | 9/17/2025 | 11:43 | -0.32 | -0.23 | 0.0 | 0 | 1.7 | 18.6 | 0.0 | 0.0 | 0.0 | 0.0 | |
| VMP-34-20 | 10/22/2025 | 10:01 | 0.24 | -0.48 | 0.0 | 0 | 1.9 | 18.5 | 0.0 | 0.0 | 0.0 | 0.0 | |
| VMP-34-20 | 11/24/2025 | 11:54 | 0.00 | -0.29 | 0.0 | 0 | 1.7 | 19.0 | 0.0 | 0.0 | 0.0 | 0.0 | |
| VMP-34-20 | 12/17/2025 | 10:09 | -0.26 | 0.11 | 0.0 | 0 | 5.8 | 11.0 | 0.0 | 0.0 | 0.0 | 0.0 | |
| VMP-34-30 | 1/28/2025 | 10:47 | 0.00 | -0.10 | 0.0 | 0 | 5.9 | 12.4 | 0.0 | 0.0 | 0.0 | 0.0 | |
| VMP-34-30 | 1/28/2025 | 10:47 | NM | NM | 0.0 | 0 | 5.8 | 12.5 | 0.0 | 0.0 | 0.0 | 0.0 | Duplicate sample. |
| VMP-34-30 | 2/26/2025 | 10:49 | -0.60 | -0.41 | 0.0 | 0 | 5.7 | 12.9 | 0.0 | 0.0 | 0.0 | 0.0 | |
| VMP-34-30 | 3/19/2025 | 10:02 | -0.21 | -0.15 | 0.0 | 0 | 6.0 | 12.2 | 0.0 | 0.0 | 0.0 | 0.0 | |
| VMP-34-30 | 4/21/2025 | 12:08 | -1.22 | -0.91 | 0.0 | 0 | 4.7 | 14.3 | 0.0 | 0.0 | 0.0 | 0.0 | |
| VMP-34-30 | 5/22/2025 | 10:27 | -0.68 | -0.74 | 0.0 | 0 | 3.7 | 15.9 | 0.0 | 0.0 | 0.0 | 0.0 | |
| VMP-34-30 | 6/19/2025 | 10:26 | -0.95 | -0.23 | 0.0 | 0 | 5.0 | 11.9 | 0.0 | 4.8 | 4.8 | 0.0 | |
| VMP-34-30 | 7/16/2025 | 11:02 | -0.12 | -0.16 | 0.0 | 0 | 5.7 | 10.2 | 0.0 | 0.0 | 0.0 | 0.0 | |
| VMP-34-30 | 8/20/2025 | 11:30 | -0.58 | -0.46 | 0.0 | 0 | 6.0 | 8.6 | 5.2 | 114 | 114 | 0.0 | |
| VMP-34-30 | 9/17/2025 | 11:44 | -0.28 | -0.25 | 0.0 | 0 | 4.0 | 12.6 | 0.0 | 0.0 | 0.0 | 0.0 | |
| VMP-34-30 | 10/22/2025 | 10:02 | 0.00 | -0.60 | 0.0 | 0 | 5.2 | 10.3 | 0.4 | 15.0 | 12.0 | 3.0 | |
| VMP-34-30 | 11/24/2025 | 11:55 | 0.29 | 0.10 | 0.0 | 0 | 6.2 | 10.2 | 0.0 | 0.0 | 0.0 | 0.0 | |
| VMP-34-30 | 12/17/2025 | 10:10 | -0.36 | 0.10 | 0.0 | 0 | 1.6 | 18.9 | 0.0 | 0.0 | 0.0 | 0.0 | |

**TABLE 9**
**SVE SYSTEM MONTHLY MONITORING - VMP SAMPLING DATA**

| Sample ID | Date | Initial Reading Time (24-Hour) | Vacuum/Pressure | | Fixed Gases | | | | Soil Vapor Concentrations | | | | Comments |
|---|---|---|---|---|---|---|---|---|---|---|---|---|---|
| | | | Initial Reading (Inches of $H_2O$) | Stabilized Reading (Inches of $H_2O$) | $CH_4$ (%) | LEL (%) | $CO_2$ (%) | $O_2$ (%) | PID (ppmv) | THC (ppmv) | $CH_4$ (ppmv) | PHC (ppmv) | |
| VMP-35-10 | 1/28/2025 | 10:31 | -0.39 | -0.24 | 0.0 | 0 | 0.1 | 20.9 | 0.0 | 0.0 | 0.0 | 0.0 | |
| VMP-35-10 | 2/26/2025 | 10:02 | -0.46 | -0.47 | 0.0 | 0 | 0.1 | 20.9 | 0.0 | 0.0 | 0.0 | 0.0 | |
| VMP-35-10 | 3/19/2025 | 09:40 | -0.31 | -0.36 | 0.0 | 0 | 0.1 | 20.9 | 0.0 | 0.0 | 0.0 | 0.0 | |
| VMP-35-10 | 4/21/2025 | 12:22 | -0.96 | -0.75 | 0.0 | 0 | 0.2 | 18.9 | 0.0 | 0.0 | 0.0 | 0.0 | |
| VMP-35-10 | 5/22/2025 | 10:15 | -0.62 | -0.52 | 0.0 | 0 | 0.1 | 20.9 | 0.0 | 0.0 | 0.0 | 0.0 | |
| VMP-35-10 | 6/19/2025 | 09:34 | -0.52 | -0.27 | 0.0 | 0 | 0.1 | 20.8 | 0.0 | 0.0 | 0.0 | 0.0 | |
| VMP-35-10 | 7/16/2025 | 09:46 | -0.11 | -0.12 | 0.0 | 0 | 0.2 | 20.7 | 0.0 | 4.2 | 3.1 | 1.1 | |
| VMP-35-10 | 8/20/2025 | 11:18 | -0.47 | -0.34 | 0.0 | 0 | 0.1 | 20.8 | 0.0 | 0.0 | 0.0 | 0.0 | |
| VMP-35-10 | 9/17/2025 | 10:42 | -0.31 | -0.26 | 0.0 | 0 | 0.1 | 20.9 | 0.0 | 0.0 | 0.0 | 0.0 | |
| VMP-35-10 | 10/22/2025 | 10:19 | -0.41 | -0.37 | 0.0 | 0 | 0.1 | 20.9 | 0.0 | 0.0 | 0.0 | 0.0 | |
| VMP-35-10 | 11/24/2025 | 10:36 | -0.19 | -0.13 | 0.0 | 0 | 0.1 | 20.9 | 0.0 | 0.0 | 0.0 | 0.0 | |
| VMP-35-10 | 12/17/2025 | 10:24 | 0.21 | 0.00 | 0.0 | 0 | 0.2 | 20.9 | 15.5 | 88.1 | 4.9 | 83.2 | |
| VMP-35-20 | 1/28/2025 | 10:32 | -0.22 | -0.13 | 0.0 | 0 | 0.1 | 20.9 | 0.0 | 0.5 | 0.5 | 0.0 | |
| VMP-35-20 | 2/26/2025 | 10:03 | -0.32 | -0.31 | 0.0 | 0 | 0.1 | 20.9 | 0.0 | 0.0 | 0.0 | 0.0 | |
| VMP-35-20 | 3/19/2025 | 09:41 | -0.17 | -0.23 | 0.0 | 0 | 0.1 | 20.9 | 0.0 | 0.0 | 0.0 | 0.0 | |
| VMP-35-20 | 4/21/2025 | 12:23 | -0.77 | -0.58 | 0.0 | 0 | 0.1 | 20.1 | 0.0 | 0.0 | 0.0 | 0.0 | |
| VMP-35-20 | 5/22/2025 | 10:16 | -0.39 | -0.35 | 0.0 | 0 | 0.1 | 20.9 | 0.0 | 0.0 | 0.0 | 0.0 | |
| VMP-35-20 | 6/19/2025 | 09:35 | -0.28 | -0.45 | 0.0 | 0 | 0.2 | 20.8 | 0.0 | 0.0 | 0.0 | 0.0 | |
| VMP-35-20 | 7/16/2025 | 09:47 | -0.07 | -0.09 | 0.0 | 0 | 0.2 | 20.8 | 0.0 | 0.0 | 0.0 | 0.0 | |
| VMP-35-20 | 8/20/2025 | 11:19 | -0.32 | -0.21 | 0.0 | 0 | 0.1 | 20.8 | 0.5 | 0.0 | 0.0 | 0.0 | |
| VMP-35-20 | 9/17/2025 | 10:43 | -0.20 | -0.16 | 0.0 | 0 | 0.1 | 20.9 | 0.0 | 0.0 | 0.0 | 0.0 | |
| VMP-35-20 | 10/22/2025 | 10:20 | -0.27 | -0.17 | 0.0 | 0 | 0.1 | 20.9 | 0.0 | 0.0 | 0.0 | 0.0 | |
| VMP-35-20 | 11/24/2025 | 10:37 | -0.12 | -0.22 | 0.0 | 0 | 0.1 | 20.9 | 0.0 | 0.0 | 0.0 | 0.0 | |
| VMP-35-20 | 11/24/2025 | 10:37 | NM | NM | 0.0 | 0 | 0.1 | 20.9 | 0.0 | 0.0 | 0.0 | 0.0 | Duplicate sample. |
| VMP-35-20 | 12/17/2025 | 10:25 | 0.00 | 0.00 | 0.0 | 0 | 0.1 | 20.9 | 11.7 | 59.1 | 0.8 | 58.3 | |
| VMP-35-30 | 1/28/2025 | 10:33 | -0.20 | -0.09 | 0.0 | 0 | 0.1 | 20.9 | 0.0 | 0.5 | 0.5 | 0.0 | |
| VMP-35-30 | 2/26/2025 | 10:04 | -0.28 | -0.28 | 0.0 | 0 | 0.1 | 20.9 | 0.0 | 0.0 | 0.0 | 0.0 | |
| VMP-35-30 | 3/19/2025 | 09:42 | -0.12 | -0.17 | 0.0 | 0 | 0.1 | 20.9 | 0.0 | 0.0 | 0.0 | 0.0 | |
| VMP-35-30 | 4/21/2025 | 12:24 | -0.68 | -0.56 | 0.0 | 0 | 0.1 | 20.3 | 0.0 | 0.0 | 0.0 | 0.0 | |
| VMP-35-30 | 5/22/2025 | 10:17 | -0.39 | -0.35 | 0.0 | 0 | 0.1 | 20.9 | 0.0 | 0.0 | 0.0 | 0.0 | |
| VMP-35-30 | 5/22/2025 | 10:17 | NM | NM | 0.0 | 0 | 0.1 | 20.9 | 0.0 | 0.0 | 0.0 | 0.0 | Duplicate sample. |
| VMP-35-30 | 6/19/2025 | 09:36 | -0.27 | -0.40 | 0.0 | 0 | 0.1 | 20.7 | 0.0 | 0.0 | 0.0 | 0.0 | |
| VMP-35-30 | 7/16/2025 | 09:48 | -0.07 | -0.09 | 0.0 | 0 | 0.2 | 20.8 | 0.0 | 0.0 | 0.0 | 0.0 | |
| VMP-35-30 | 7/16/2025 | 09:48 | NM | NM | 0.0 | 0 | 0.2 | 20.8 | 0.0 | 0.0 | 0.0 | 0.0 | Duplicate sample. |
| VMP-35-30 | 8/20/2025 | 11:20 | -0.25 | -0.15 | 0.0 | 0 | 0.1 | 20.9 | 0.0 | 0.0 | 0.0 | 0.0 | |
| VMP-35-30 | 9/17/2025 | 10:44 | -0.15 | -0.10 | 0.0 | 0 | 0.1 | 20.9 | 0.0 | 0.0 | 0.0 | 0.0 | |
| VMP-35-30 | 10/22/2025 | 10:21 | -0.22 | -0.17 | 0.0 | 0 | 0.1 | 20.9 | 0.0 | 0.0 | 0.0 | 0.0 | |
| VMP-35-30 | 11/24/2025 | 10:38 | -0.11 | 0.00 | 0.0 | 0 | 0.1 | 20.9 | 0.0 | 0.0 | 0.0 | 0.0 | |
| VMP-35-30 | 12/17/2025 | 10:26 | 0.00 | 0.00 | 0.0 | 0 | 0.1 | 20.9 | 13.9 | 82.6 | 0.8 | 81.8 | |

**TABLE 9**
**SVE SYSTEM MONTHLY MONITORING - VMP SAMPLING DATA**

| Sample ID | Date | Initial Reading Time (24-Hour) | Vacuum/Pressure | | Fixed Gases | | | | Soil Vapor Concentrations | | | | Comments |
|---|---|---|---|---|---|---|---|---|---|---|---|---|---|
| | | | Initial Reading (Inches of $H_2O$) | Stabilized Reading (Inches of $H_2O$) | $CH_4$ (%) | LEL (%) | $CO_2$ (%) | $O_2$ (%) | PID (ppmv) | THC (ppmv) | $CH_4$ (ppmv) | PHC (ppmv) | |
| VMP-36-10 | 1/28/2025 | 10:28 | 0.00 | 0.00 | 0.0 | 0 | 0.1 | 20.9 | 0.0 | 0.0 | 0.0 | 0.0 | |
| VMP-36-10 | 2/26/2025 | 10:13 | 0.00 | 0.00 | 0.0 | 0 | 0.1 | 20.9 | 0.0 | 0.0 | 0.0 | 0.0 | |
| VMP-36-10 | 3/19/2025 | 09:50 | 0.00 | 0.00 | 0.0 | 0 | 0.1 | 20.8 | 0.0 | 0.0 | 0.0 | 0.0 | |
| VMP-36-10 | 4/21/2025 | 12:37 | 0.00 | 0.00 | 0.0 | 0 | 0.1 | 20.9 | 0.0 | 0.0 | 0.0 | 0.0 | |
| VMP-36-10 | 5/22/2025 | 09:42 | 0.00 | 0.00 | 0.0 | 0 | 0.1 | 20.9 | 0.0 | 0.0 | 0.0 | 0.0 | |
| VMP-36-10 | 6/19/2025 | 09:23 | 0.00 | 0.00 | 0.0 | 0 | 0.0 | 20.9 | 0.0 | 0.0 | 0.0 | 0.0 | |
| VMP-36-10 | 7/16/2025 | 09:36 | 0.00 | 0.00 | 0.0 | 0 | 0.1 | 20.9 | 0.0 | 0.0 | 0.0 | 0.0 | |
| VMP-36-10 | 8/20/2025 | 11:10 | -0.10 | 0.00 | 0.0 | 0 | 0.0 | 20.9 | 0.0 | 0.0 | 0.0 | 0.0 | |
| VMP-36-10 | 9/17/2025 | 11:00 | 0.00 | 0.00 | 0.0 | 0 | 0.0 | 20.9 | 0.0 | 0.0 | 0.0 | 0.0 | |
| VMP-36-10 | 10/22/2025 | 10:40 | 0.00 | 0.00 | 0.0 | 0 | 0.1 | 20.9 | 0.0 | 0.0 | 0.0 | 0.0 | |
| VMP-36-10 | 11/24/2025 | 10:26 | 0.00 | 0.00 | 0.0 | 0 | 0.1 | 20.9 | 0.0 | 0.0 | 0.0 | 0.0 | |
| VMP-36-10 | 12/17/2025 | 10:39 | 0.00 | 0.00 | 0.0 | 0 | 0.1 | 20.9 | 0.0 | 0.0 | 0.0 | 0.0 | |
| VMP-36-20 | 1/28/2025 | 10:29 | 0.00 | 0.00 | 0.0 | 0 | 0.1 | 20.9 | 0.0 | 0.0 | 0.0 | 0.0 | |
| VMP-36-20 | 2/26/2025 | 10:14 | 0.00 | 0.00 | 0.0 | 0 | 0.1 | 20.9 | 0.0 | 0.0 | 0.0 | 0.0 | |
| VMP-36-20 | 3/19/2025 | 09:51 | NM | NM | NM | NM | NM | NM | NM | NM | NM | NM | Screen submerged. |
| VMP-36-20 | 4/21/2025 | 12:38 | -0.22 | -0.14 | 0.0 | 0 | 0.1 | 20.9 | 0.0 | 0.0 | 0.0 | 0.0 | |
| VMP-36-20 | 4/21/2025 | 12:38 | NM | NM | 0.0 | 0 | 0.1 | 20.9 | 0.0 | 0.0 | 0.0 | 0.0 | Duplicate sample. |
| VMP-36-20 | 5/22/2025 | 09:43 | -0.13 | -0.17 | 0.0 | 0 | 0.1 | 20.9 | 0.0 | 0.0 | 0.0 | 0.0 | |
| VMP-36-20 | 6/19/2025 | 09:24 | -0.09 | -0.12 | 0.0 | 0 | 0.0 | 20.9 | 0.0 | 0.0 | 0.0 | 0.0 | |
| VMP-36-20 | 7/16/2025 | 09:37 | 0.00 | 0.00 | 0.0 | 0 | 0.1 | 20.8 | 0.0 | 0.0 | 0.0 | 0.0 | |
| VMP-36-20 | 8/20/2025 | 11:11 | -0.14 | 0.00 | 0.0 | 0 | 0.1 | 20.8 | 1.3 | 0.0 | 0.0 | 0.0 | |
| VMP-36-20 | 9/17/2025 | 11:01 | 0.00 | 0.00 | 0.0 | 0 | 0.1 | 20.9 | 0.0 | 0.0 | 0.0 | 0.0 | |
| VMP-36-20 | 10/22/2025 | 10:41 | 0.00 | 0.00 | 0.0 | 0 | 0.1 | 20.9 | 0.0 | 0.0 | 0.0 | 0.0 | |
| VMP-36-20 | 11/24/2025 | 10:27 | 0.00 | 0.00 | 0.0 | 0 | 0.1 | 20.9 | 0.0 | 0.0 | 0.0 | 0.0 | |
| VMP-36-20 | 12/17/2025 | 10:40 | 0.00 | 0.00 | 0.0 | 0 | 0.1 | 20.9 | 0.0 | 0.0 | 0.0 | 0.0 | |
| VMP-36-30 | 1/28/2025 | 00:00 | NM | NM | NM | NM | NM | NM | NM | NM | NM | NM | Not sampled due to port integrity. |
| VMP-36-30 | 2/26/2025 | 00:00 | NM | NM | NM | NM | NM | NM | NM | NM | NM | NM | Not sampled due to port integrity. |
| VMP-36-30 | 3/19/2025 | 09:51 | NM | NM | NM | NM | NM | NM | NM | NM | NM | NM | Not sampled due to port integrity. |
| VMP-36-30 | 4/21/2025 | 12:39 | NM | NM | NM | NM | NM | NM | NM | NM | NM | NM | Not sampled due to port integrity. |
| VMP-36-30 | 5/22/2025 | 09:44 | NM | NM | NM | NM | NM | NM | NM | NM | NM | NM | Not sampled due to port integrity. |
| VMP-36-30 | 6/19/2025 | 09:25 | NM | NM | NM | NM | NM | NM | NM | NM | NM | NM | Not sampled due to port integrity. |
| VMP-36-30 | 7/16/2025 | 09:38 | NM | NM | NM | NM | NM | NM | NM | NM | NM | NM | Not sampled due to port integrity. |
| VMP-36-30 | 8/20/2025 | 11:12 | NM | NM | NM | NM | NM | NM | NM | NM | NM | NM | Not sampled due to port integrity. |
| VMP-36-30 | 9/17/2025 | 11:02 | NM | NM | NM | NM | NM | NM | NM | NM | NM | NM | Not sampled due to port integrity. |
| VMP-36-30 | 10/22/2025 | 10:42 | NM | NM | NM | NM | NM | NM | NM | NM | NM | NM | Not sampled due to port integrity. |
| VMP-36-30 | 11/24/2025 | 10:28 | NM | NM | NM | NM | NM | NM | NM | NM | NM | NM | Not sampled due to port integrity. |
| VMP-36-30 | 12/17/2025 | 10:41 | NM | NM | NM | NM | NM | NM | NM | NM | NM | NM | Not sampled due to port integrity. |

**TABLE 9**
**SVE SYSTEM MONTHLY MONITORING - VMP SAMPLING DATA**

| Sample ID | Date | Initial Reading Time (24-Hour) | Vacuum/Pressure | | Fixed Gases | | | | Soil Vapor Concentrations | | | | Comments |
|---|---|---|---|---|---|---|---|---|---|---|---|---|---|
| | | | Initial Reading (Inches of $H_2O$) | Stabilized Reading (Inches of $H_2O$) | $CH_4$ (%) | LEL (%) | $CO_2$ (%) | $O_2$ (%) | PID (ppmv) | THC (ppmv) | $CH_4$ (ppmv) | PHC (ppmv) | |
| VMP-37-10 | 1/29/2025 | 08:08 | -0.33 | 0.00 | 0.0 | 0 | 5.0 | 14.5 | 0.0 | 0.0 | 0.0 | 0.0 | |
| VMP-37-10 | 2/26/2025 | 09:49 | 0.00 | 0.00 | 0.0 | 0 | 9.1 | 6.1 | 0.0 | 0.0 | 0.0 | 0.0 | |
| VMP-37-10 | 3/19/2025 | 09:21 | 0.00 | 0.00 | 0.0 | 0 | 11.9 | 2.8 | 0.0 | 0.0 | 0.0 | 0.0 | |
| VMP-37-10 | 3/19/2025 | 09:21 | NM | NM | 0.0 | 0 | 11.9 | 2.8 | 0.0 | 0.0 | 0.0 | 0.0 | Duplicate sample. |
| VMP-37-10 | 4/21/2025 | 10:10 | -0.51 | -0.42 | 0.0 | 0 | 11.1 | 4.5 | 0.0 | 0.0 | 0.0 | 0.0 | |
| VMP-37-10 | 5/22/2025 | 09:33 | -0.11 | -0.25 | 0.0 | 0 | 2.4 | 17.2 | 0.0 | 0.0 | 0.0 | 0.0 | |
| VMP-37-10 | 5/22/2025 | 09:33 | NM | NM | 0.0 | 0 | 2.4 | 17.2 | 0.0 | 0.0 | 0.0 | 0.0 | Duplicate sample. |
| VMP-37-10 | 6/19/2025 | 09:11 | -0.22 | -0.11 | 0.0 | 0 | 9.2 | 8.6 | 0.0 | 0.0 | 0.0 | 0.0 | |
| VMP-37-10 | 7/16/2025 | 09:27 | 0.00 | 0.00 | 0.0 | 0 | 9.6 | 9.3 | 0.0 | 0.0 | 0.0 | 0.0 | |
| VMP-37-10 | 8/20/2025 | 09:50 | 0.00 | 0.00 | 0.0 | 0 | 7.6 | 11.8 | 0.0 | 0.0 | 0.0 | 0.0 | |
| VMP-37-10 | 9/17/2025 | 10:30 | 0.00 | 0.00 | 0.0 | 0 | 14.0 | 5.2 | 0.0 | 0.0 | 0.0 | 0.0 | |
| VMP-37-10 | 10/22/2025 | 11:39 | 0.00 | 0.00 | 0.0 | 0 | 8.0 | 11.4 | 0.0 | 0.0 | 0.0 | 0.0 | |
| VMP-37-10 | 11/24/2025 | 10:14 | 0.00 | 0.11 | 0.0 | 0 | 11.1 | 5.9 | 0.0 | 0.0 | 0.0 | 0.0 | |
| VMP-37-10 | 12/17/2025 | 11:00 | 0.00 | 0.00 | 0.0 | 0 | 8.1 | 10.8 | 0.0 | 0.0 | 0.0 | 0.0 | |
| VMP-37-20 | 1/28/2025 | 10:05 | -0.16 | 0.00 | 0.0 | 0 | 10.1 | 8.1 | 0.0 | 0.0 | 0.0 | 0.0 | |
| VMP-37-20 | 2/26/2025 | 09:50 | 0.00 | 0.00 | 0.0 | 0 | 8.2 | 10.1 | 0.0 | 0.0 | 0.0 | 0.0 | |
| VMP-37-20 | 3/20/2025 | 09:22 | 0.00 | 0.00 | 0.0 | 0 | 8.8 | 8.8 | 0.0 | 0.0 | 0.0 | 0.0 | |
| VMP-37-20 | 4/21/2025 | 10:11 | -0.57 | -0.56 | 0.0 | 0 | 7.8 | 10.1 | 0.0 | 0.0 | 0.0 | 0.0 | |
| VMP-37-20 | 5/22/2025 | 09:34 | -0.12 | 0.00 | 0.0 | 0 | 3.7 | 15.8 | 0.0 | 0.0 | 0.0 | 0.0 | |
| VMP-37-20 | 6/19/2025 | 09:12 | -0.09 | -0.09 | 0.0 | 0 | 5.7 | 13.0 | 0.0 | 0.0 | 0.0 | 0.0 | |
| VMP-37-20 | 7/16/2025 | 09:28 | 0.00 | 0.00 | 0.0 | 0 | 6.8 | 11.7 | 0.0 | 0.0 | 0.0 | 0.0 | |
| VMP-37-20 | 8/20/2025 | 09:51 | 0.00 | 0.00 | 0.0 | 0 | 7.6 | 11.0 | 0.0 | 0.0 | 0.0 | 0.0 | |
| VMP-37-20 | 9/17/2025 | 10:31 | 0.00 | 0.00 | 0.0 | 0 | 7.4 | 11.7 | 0.0 | 0.0 | 0.0 | 0.0 | |
| VMP-37-20 | 10/22/2025 | 11:40 | 0.00 | 0.00 | 0.0 | 0 | 4.6 | 15.4 | 0.0 | 0.0 | 0.0 | 0.0 | |
| VMP-37-20 | 11/24/2025 | 10:15 | 0.00 | 0.00 | 0.0 | 0 | 7.0 | 12.2 | 0.0 | 0.0 | 0.0 | 0.0 | |
| VMP-37-20 | 12/17/2025 | 11:01 | 0.00 | 0.00 | 0.0 | 0 | 11.6 | 7.5 | 0.0 | 0.0 | 0.0 | 0.0 | |
| VMP-37-30 | 1/28/2025 | 10:06 | -0.25 | -0.13 | 0.0 | 0 | 7.2 | 11.3 | 0.0 | 0.0 | 0.0 | 0.0 | |
| VMP-37-30 | 2/26/2025 | 09:51 | -0.48 | -0.21 | 0.0 | 0 | 8.1 | 10.2 | 0.0 | 0.0 | 0.0 | 0.0 | |
| VMP-37-30 | 3/19/2025 | 09:23 | -0.11 | 0.00 | 0.0 | 0 | 8.3 | 9.7 | 0.0 | 0.0 | 0.0 | 0.0 | |
| VMP-37-30 | 4/21/2025 | 10:12 | -1.01 | -0.93 | 0.0 | 0 | 7.3 | 10.9 | 0.0 | 0.0 | 0.0 | 0.0 | |
| VMP-37-30 | 5/22/2025 | 09:35 | -0.09 | 0.00 | 0.0 | 0 | 7.8 | 10.2 | 0.0 | 0.0 | 0.0 | 0.0 | |
| VMP-37-30 | 6/19/2025 | 09:13 | -0.15 | -0.09 | 0.0 | 0 | 6.4 | 12.1 | 0.0 | 0.0 | 0.0 | 0.0 | |
| VMP-37-30 | 7/16/2025 | 09:29 | 0.00 | 0.00 | 0.0 | 0 | 4.8 | 14.6 | 0.0 | 0.0 | 0.0 | 0.0 | |
| VMP-37-30 | 8/20/2025 | 09:52 | 0.00 | -0.10 | 0.0 | 0 | 4.5 | 14.7 | 0.0 | 0.0 | 0.0 | 0.0 | |
| VMP-37-30 | 9/17/2025 | 10:32 | 0.00 | 0.00 | 0.0 | 0 | 4.7 | 14.2 | 0.0 | 0.0 | 0.0 | 0.0 | |
| VMP-37-30 | 10/22/2025 | 11:41 | 0.00 | 0.00 | 0.0 | 0 | 7.1 | 10.8 | 0.0 | 0.0 | 0.0 | 0.0 | |
| VMP-37-30 | 11/24/2025 | 10:16 | -0.11 | -0.12 | 0.0 | 0 | 8.1 | 9.0 | 0.0 | 0.0 | 0.0 | 0.0 | |
| VMP-37-30 | 12/17/2025 | 11:02 | 0.00 | 0.00 | 0.0 | 0 | 8.9 | 8.4 | 0.0 | 0.0 | 0.0 | 0.0 | |

**TABLE 9**
**SVE SYSTEM MONTHLY MONITORING - VMP SAMPLING DATA**

| Sample ID | Date | Initial Reading Time (24-Hour) | Vacuum/Pressure | | Fixed Gases | | | | Soil Vapor Concentrations | | | | Comments |
|---|---|---|---|---|---|---|---|---|---|---|---|---|---|
| | | | Initial Reading (Inches of $H_2O$) | Stabilized Reading (Inches of $H_2O$) | $CH_4$ (%) | LEL (%) | $CO_2$ (%) | $O_2$ (%) | PID (ppmv) | THC (ppmv) | $CH_4$ (ppmv) | PHC (ppmv) | |
| VMP-38-10 | 1/28/2025 | 09:45 | 0.68 | 0.00 | 0.0 | 0 | 3.3 | 16.2 | 0.0 | 0.0 | 0.0 | 0.0 | |
| VMP-38-10 | 2/26/2025 | 09:36 | 0.00 | NM | NM | NM | NM | NM | NM | NM | NM | NM | Water encountered during purge. |
| VMP-38-10 | 3/19/2025 | 09:10 | -0.21 | 0.00 | 0.0 | 0 | 2.4 | 18.3 | 0.0 | 0.0 | 0.0 | 0.0 | |
| VMP-38-10 | 4/21/2025 | 09:50 | NM | NM | NM | NM | NM | NM | NM | NM | NM | NM | Screen submerged. |
| VMP-38-10 | 5/22/2025 | 09:26 | -16.40 | NM | 0.0 | 0 | 2.5 | 16.8 | 0.0 | 0.0 | 0.0 | 0.0 | |
| VMP-38-10 | 6/19/2025 | 08:58 | 0.00 | NM | NM | NM | NM | NM | NM | NM | NM | NM | Water encountered during purge. |
| VMP-38-10 | 7/16/2025 | 09:20 | -0.13 | 0.62 | 0.0 | 0 | 3.6 | 11.2 | 0.0 | 0.0 | 0.0 | 0.0 | |
| VMP-38-10 | 8/20/2025 | 09:42 | -0.42 | -0.21 | 0.0 | 0 | 6.0 | 12.4 | 0.0 | 0.0 | 0.0 | 0.0 | |
| VMP-38-10 | 9/17/2025 | 10:18 | -0.19 | 0.00 | 0.0 | 0 | 5.8 | 12.9 | 0.0 | 0.0 | 0.0 | 0.0 | |
| VMP-38-10 | 10/22/2025 | 12:00 | 0.00 | 0.00 | 0.0 | 0 | 8.4 | 9.7 | 0.0 | 0.0 | 0.0 | 0.0 | |
| VMP-38-10 | 11/24/2025 | 09:50 | -0.49 | 0.10 | 0.0 | 0 | 6.8 | 11.6 | 0.0 | 0.0 | 0.0 | 0.0 | |
| VMP-38-10 | 12/17/2025 | 11:19 | 0.00 | 0.00 | 0.0 | 0 | 4.1 | 16.3 | 0.0 | 0.0 | 0.0 | 0.0 | |
| VMP-38-20 | 1/28/2025 | 00:00 | NM | NM | NM | NM | NM | NM | NM | NM | NM | NM | Not sampled due to port integrity. |
| VMP-38-20 | 2/26/2025 | 00:00 | NM | NM | NM | NM | NM | NM | NM | NM | NM | NM | Not sampled due to port integrity. |
| VMP-38-20 | 3/19/2025 | 00:00 | NM | NM | NM | NM | NM | NM | NM | NM | NM | NM | Not sampled due to port integrity. |
| VMP-38-20 | 4/21/2025 | 00:00 | NM | NM | NM | NM | NM | NM | NM | NM | NM | NM | Not sampled due to port integrity. |
| VMP-38-20 | 5/22/2025 | 00:00 | NM | NM | NM | NM | NM | NM | NM | NM | NM | NM | Not sampled due to port integrity. |
| VMP-38-20 | 6/19/2025 | 00:00 | NM | NM | NM | NM | NM | NM | NM | NM | NM | NM | Not sampled due to port integrity. |
| VMP-38-20 | 7/16/2025 | 00:00 | NM | NM | NM | NM | NM | NM | NM | NM | NM | NM | Not sampled due to port integrity. |
| VMP-38-20 | 8/20/2025 | 00:00 | NM | NM | NM | NM | NM | NM | NM | NM | NM | NM | Not sampled due to port integrity. |
| VMP-38-20 | 9/17/2025 | 10:20 | NM | NM | NM | NM | NM | NM | NM | NM | NM | NM | Not sampled due to port integrity. |
| VMP-38-20 | 10/22/2025 | 12:02 | NM | NM | NM | NM | NM | NM | NM | NM | NM | NM | Not sampled due to port integrity. |
| VMP-38-20 | 11/24/2025 | 09:51 | NM | NM | NM | NM | NM | NM | NM | NM | NM | NM | Not sampled due to port integrity. |
| VMP-38-20 | 12/17/2025 | 11:20 | NM | NM | NM | NM | NM | NM | NM | NM | NM | NM | Not sampled due to port integrity. |
| VMP-38-27 | 1/28/2025 | 09:46 | 0.13 | 0.00 | 0.0 | 0 | 4.2 | 15.9 | 0.0 | 0.0 | 0.0 | 0.0 | |
| VMP-38-27 | 1/28/2025 | 09:46 | NM | NM | 0.0 | 0 | 4.2 | 15.9 | 0.0 | 0.0 | 0.0 | 0.0 | Duplicate sample. |
| VMP-38-27 | 2/26/2025 | 09:37 | 0.00 | 0.00 | 0.0 | 0 | 3.6 | 16.8 | 0.0 | 0.0 | 0.0 | 0.0 | |
| VMP-38-27 | 3/19/2025 | 09:12 | 10.19 | 0.16 | 0.0 | 0 | 3.6 | 17.0 | 0.0 | 0.0 | 0.0 | 0.0 | |
| VMP-38-27 | 4/21/2025 | 09:50 | NM | NM | NM | NM | NM | NM | NM | NM | NM | NM | Screen submerged. |
| VMP-38-27 | 5/22/2025 | 09:28 | NM | NM | NM | NM | NM | NM | NM | NM | NM | NM | Screen submerged. |
| VMP-38-27 | 6/19/2025 | 09:00 | 0.00 | -0.12 | 0.0 | 0 | 1.6 | 18.7 | 0.0 | 0.0 | 0.0 | 0.0 | |
| VMP-38-27 | 6/19/2025 | 09:00 | NM | NM | 0.0 | 0 | 1.4 | 19.0 | 0.0 | 0.0 | 0.0 | 0.0 | Duplicate sample. |
| VMP-38-27 | 7/16/2025 | 09:21 | 0.00 | 0.00 | 0.0 | 0 | 2.9 | 15.2 | 0.0 | 0.0 | 0.0 | 0.0 | |
| VMP-38-27 | 8/20/2025 | 09:44 | -2.96 | -0.11 | 0.0 | 0 | 4.1 | 14.2 | 0.0 | 0.0 | 0.0 | 0.0 | |
| VMP-38-27 | 8/20/2025 | 09:44 | NM | NM | 0.0 | 0 | 4.1 | 14.4 | 0.0 | 0.0 | 0.0 | 0.0 | Duplicate sample. |
| VMP-38-27 | 9/17/2025 | 10:19 | -0.17 | 0.00 | 0.0 | 0 | 4.8 | 13.3 | 0.0 | 0.0 | 0.0 | 0.0 | |
| VMP-38-27 | 10/22/2025 | 12:01 | 0.00 | 0.00 | 0.0 | 0 | 6.2 | 11.7 | 0.0 | 0.0 | 0.0 | 0.0 | |
| VMP-38-27 | 10/22/2025 | 12:01 | NM | NM | 0.0 | 0 | 6.2 | 11.8 | 0.0 | 0.0 | 0.0 | 0.0 | Duplicate sample. |
| VMP-38-27 | 11/24/2025 | 09:51 | 0.00 | 0.16 | 0.0 | 0 | 5.8 | 12.3 | 0.0 | 0.0 | 0.0 | 0.0 | |
| VMP-38-27 | 12/17/2025 | 11:21 | 0.00 | 0.00 | 0.0 | 0 | 6.0 | 13.0 | 0.0 | 0.0 | 0.0 | 0.0 | |

**TABLE 9**
**SVE SYSTEM MONTHLY MONITORING - VMP SAMPLING DATA**

| Sample ID | Date | Initial Reading Time (24-Hour) | Vacuum/Pressure | | Fixed Gases | | | | Soil Vapor Concentrations | | | | Comments |
|---|---|---|---|---|---|---|---|---|---|---|---|---|---|
| | | | Initial Reading (Inches of $H_2O$) | Stabilized Reading (Inches of $H_2O$) | $CH_4$ (%) | LEL (%) | $CO_2$ (%) | $O_2$ (%) | PID (ppmv) | THC (ppmv) | $CH_4$ (ppmv) | PHC (ppmv) | |
| VMP-39-10 | 1/28/2025 | 09:35 | 0.00 | 0.00 | 0.0 | 0 | 1.2 | 19.7 | 0.0 | 0.0 | 0.0 | 0.0 | |
| VMP-39-10 | 2/26/2025 | 10:30 | 0.00 | 0.00 | 0.0 | 0 | 0.6 | 20.2 | 0.0 | 0.0 | 0.0 | 0.0 | |
| VMP-39-10 | 3/19/2025 | 09:00 | 0.00 | 0.00 | 0.0 | 0 | 0.7 | 20.0 | 0.0 | 0.0 | 0.0 | 0.0 | |
| VMP-39-10 | 4/21/2025 | 09:43 | -0.38 | -0.29 | 0.0 | 0 | 0.1 | 20.9 | 0.0 | 0.0 | 0.0 | 0.0 | |
| VMP-39-10 | 5/22/2025 | 09:18 | 0.00 | -0.22 | 0.0 | 0 | 0.1 | 20.9 | 0.0 | 0.0 | 0.0 | 0.0 | |
| VMP-39-10 | 6/19/2025 | 08:43 | -0.12 | -0.11 | 0.0 | 0 | 0.1 | 20.9 | 0.0 | 0.0 | 0.0 | 0.0 | |
| VMP-39-10 | 7/16/2025 | 09:07 | -0.02 | 0.00 | 0.0 | 0 | 0.1 | 20.9 | 0.0 | 0.0 | 0.0 | 0.0 | |
| VMP-39-10 | 8/20/2025 | 09:27 | -0.10 | 0.00 | 0.0 | 0 | 0.2 | 20.8 | 0.0 | 0.0 | 0.0 | 0.0 | |
| VMP-39-10 | 9/17/2025 | 09:57 | -0.10 | 0.00 | 0.0 | 0 | 1.4 | 18.5 | 0.0 | 0.0 | 0.0 | 0.0 | |
| VMP-39-10 | 10/22/2025 | 12:20 | 0.00 | 0.00 | 0.0 | 0 | 0.1 | 20.7 | 0.0 | 0.0 | 0.0 | 0.0 | |
| VMP-39-10 | 11/24/2025 | 09:36 | 0.00 | 0.00 | 0.0 | 0 | 1.3 | 18.4 | 0.0 | 0.0 | 0.0 | 0.0 | |
| VMP-39-10 | 11/24/2025 | 09:36 | NM | NM | 0.0 | 0 | 1.3 | 18.4 | 0.0 | 0.0 | 0.0 | 0.0 | Duplicate sample. |
| VMP-39-10 | 12/17/2025 | 11:39 | 0.00 | 0.00 | 0.0 | 0 | 0.2 | 20.9 | 0.0 | 0.0 | 0.0 | 0.0 | |
| VMP-39-20 | 1/28/2025 | 09:36 | 0.00 | 0.00 | 0.0 | 0 | 0.4 | 20.7 | 0.0 | 0.0 | 0.0 | 0.0 | |
| VMP-39-20 | 2/26/2025 | 10:31 | 0.00 | 0.00 | 0.0 | 0 | 0.2 | 20.8 | 0.0 | 0.0 | 0.0 | 0.0 | |
| VMP-39-20 | 3/19/2025 | 09:01 | -0.36 | 0.00 | 0.0 | 0 | 0.7 | 20.1 | 0.0 | 0.0 | 0.0 | 0.0 | |
| VMP-39-20 | 4/21/2025 | 09:44 | -0.20 | -0.15 | 0.0 | 0 | 0.1 | 20.9 | 0.0 | 0.0 | 0.0 | 0.0 | |
| VMP-39-20 | 5/22/2025 | 09:19 | -0.12 | -0.09 | 0.0 | 0 | 0.1 | 20.9 | 0.0 | 0.0 | 0.0 | 0.0 | |
| VMP-39-20 | 6/19/2025 | 08:44 | -0.09 | -0.09 | 0.0 | 0 | 0.0 | 20.9 | 0.0 | 0.0 | 0.0 | 0.0 | |
| VMP-39-20 | 7/16/2025 | 09:08 | 0.00 | 0.00 | 0.0 | 0 | 0.1 | 20.8 | 0.0 | 0.0 | 0.0 | 0.0 | |
| VMP-39-20 | 8/20/2025 | 09:28 | 0.00 | 0.00 | 0.0 | 0 | 0.1 | 20.9 | 0.0 | 0.0 | 0.0 | 0.0 | |
| VMP-39-20 | 9/17/2025 | 09:58 | 0.00 | 0.00 | 0.0 | 0 | 0.4 | 20.7 | 0.0 | 0.0 | 0.0 | 0.0 | |
| VMP-39-20 | 10/22/2025 | 12:21 | 0.00 | 0.00 | 0.0 | 0 | 0.4 | 20.3 | 0.0 | 0.0 | 0.0 | 0.0 | |
| VMP-39-20 | 11/24/2025 | 09:37 | 0.00 | 0.00 | 0.0 | 0 | 0.4 | 20.2 | 0.0 | 0.0 | 0.0 | 0.0 | |
| VMP-39-20 | 12/17/2025 | 11:40 | 0.00 | 0.00 | 0.0 | 0 | 0.1 | 20.9 | 0.0 | 0.0 | 0.0 | 0.0 | |
| VMP-39-30 | 1/28/2025 | 09:37 | -0.20 | 0.00 | 0.0 | 0 | 0.3 | 20.9 | 0.0 | 0.0 | 0.0 | 0.0 | |
| VMP-39-30 | 2/26/2025 | 10:32 | 0.00 | 0.00 | 0.0 | 0 | 0.2 | 20.9 | 0.0 | 0.0 | 0.0 | 0.0 | |
| VMP-39-30 | 3/19/2025 | 09:02 | 0.00 | 0.00 | 0.0 | 0 | 0.6 | 20.2 | 0.0 | 0.0 | 0.0 | 0.0 | |
| VMP-39-30 | 4/21/2025 | 09:45 | -0.17 | -0.13 | 0.0 | 0 | 0.1 | 20.9 | 0.0 | 0.0 | 0.0 | 0.0 | |
| VMP-39-30 | 5/22/2025 | 09:20 | 0.00 | -0.09 | 0.0 | 0 | 0.1 | 20.9 | 0.0 | 0.0 | 0.0 | 0.0 | |
| VMP-39-30 | 6/19/2025 | 08:45 | -0.13 | -0.14 | 0.0 | 0 | 0.0 | 20.9 | 0.0 | 0.0 | 0.0 | 0.0 | |
| VMP-39-30 | 6/19/2025 | 08:45 | NM | NM | 0.0 | 0 | 0.0 | 20.9 | 0.0 | 0.0 | 0.0 | 0.0 | Duplicate sample. |
| VMP-39-30 | 7/16/2025 | 09:09 | 0.00 | 0.00 | 0.0 | 0 | 0.1 | 20.9 | 0.0 | 0.0 | 0.0 | 0.0 | |
| VMP-39-30 | 8/20/2025 | 09:29 | 0.00 | 0.00 | 0.0 | 0 | 0.1 | 20.9 | 0.0 | 0.0 | 0.0 | 0.0 | |
| VMP-39-30 | 8/20/2025 | 09:29 | NM | NM | 0.0 | 0 | 0.0 | 20.9 | 0.0 | 0.0 | 0.0 | 0.0 | Duplicate sample. |
| VMP-39-30 | 9/17/2025 | 09:59 | 0.00 | 0.00 | 0.0 | 0 | 0.2 | 20.9 | 0.0 | 0.0 | 0.0 | 0.0 | |
| VMP-39-30 | 10/22/2025 | 12:22 | 0.00 | 0.00 | 0.0 | 0 | 0.1 | 20.9 | 0.0 | 0.0 | 0.0 | 0.0 | |
| VMP-39-30 | 10/22/2025 | 12:22 | NM | NM | 0.0 | 0 | 0.1 | 20.9 | 0.0 | 0.0 | 0.0 | 0.0 | Duplicate sample. |
| VMP-39-30 | 11/24/2025 | 09:38 | 0.00 | 0.00 | 0.0 | 0 | 0.2 | 20.7 | 0.0 | 0.0 | 0.0 | 0.0 | |
| VMP-39-30 | 12/17/2025 | 11:41 | 0.00 | 0.00 | 0.0 | 0 | 0.1 | 20.9 | 0.0 | 0.0 | 0.0 | 0.0 | |

**TABLE 9**
**SVE SYSTEM MONTHLY MONITORING - VMP SAMPLING DATA**

| Sample ID | Date | Initial Reading Time (24-Hour) | Vacuum/Pressure | | Fixed Gases | | | | Soil Vapor Concentrations | | | | Comments |
|---|---|---|---|---|---|---|---|---|---|---|---|---|---|
| | | | Initial Reading (Inches of $H_2O$) | Stabilized Reading (Inches of $H_2O$) | $CH_4$ (%) | LEL (%) | $CO_2$ (%) | $O_2$ (%) | PID (ppmv) | THC (ppmv) | $CH_4$ (ppmv) | PHC (ppmv) | |
| VMP-41-10 | 1/28/2025 | 13:30 | -0.13 | -0.09 | 0.0 | 0 | 0.1 | 20.9 | 0.0 | 0.0 | 0.0 | 0.0 | |
| VMP-41-10 | 2/26/2025 | 10:00 | -0.17 | -0.19 | 0.0 | 0 | 0.1 | 20.9 | 0.0 | 0.0 | 0.0 | 0.0 | |
| VMP-41-10 | 3/19/2025 | 10:20 | -0.18 | -0.22 | 0.0 | 0 | 0.2 | 20.8 | 0.0 | 0.0 | 0.0 | 0.0 | |
| VMP-41-10 | 4/21/2025 | 10:50 | 0.00 | -0.33 | 0.0 | 0 | 0.1 | 20.9 | 0.0 | 0.0 | 0.0 | 0.0 | |
| VMP-41-10 | 5/22/2025 | 10:37 | -0.60 | NM | NM | NM | NM | NM | NM | NM | NM | NM | Inaccessible due to SEE system operations. |
| VMP-41-10 | 6/19/2025 | 00:00 | NM | NM | NM | NM | NM | NM | NM | NM | NM | NM | Inaccessible due to SEE system operations. |
| VMP-41-10 | 7/16/2025 | 08:48 | -0.81 | -0.75 | 0.0 | 0 | 0.4 | 20.6 | 0.0 | 0.0 | 0.0 | 0.0 | |
| VMP-41-10 | 8/20/2025 | 09:36 | -0.43 | -0.37 | 0.0 | 0 | 0.5 | 20.6 | 0.0 | 0.0 | 0.0 | 0.0 | |
| VMP-41-10 | 9/17/2025 | 09:00 | -0.13 | -0.31 | 0.0 | 0 | 0.1 | 20.8 | 0.0 | 0.0 | 0.0 | 0.0 | |
| VMP-41-10 | 10/22/2025 | 09:00 | 0.00 | 0.00 | 0.0 | 0 | 0.2 | 20.8 | 0.0 | 3.0 | 2.7 | 0.3 | |
| VMP-41-10 | 11/24/2025 | 08:52 | -0.22 | -0.30 | 0.0 | 0 | 0.1 | 20.9 | 0.0 | 0.0 | 0.0 | 0.0 | |
| VMP-41-10 | 12/18/2025 | 08:54 | -0.12 | -0.12 | 0.0 | 0 | 0.1 | 20.8 | 0.0 | 0.0 | 0.0 | 0.0 | |
| VMP-41-10 | 12/18/2025 | 08:54 | NM | NM | 0.0 | 0 | 0.1 | 20.8 | 0.0 | 0.0 | 0.0 | 0.0 | Duplicate sample. |
| VMP-41-20 | 1/28/2025 | 13:31 | -0.14 | -0.11 | 0.0 | 0 | 0.2 | 20.8 | 0.0 | 0.0 | 0.0 | 0.0 | |
| VMP-41-20 | 2/26/2025 | 10:01 | -0.21 | -0.23 | 0.0 | 0 | 0.2 | 20.8 | 0.0 | 0.0 | 0.0 | 0.0 | |
| VMP-41-20 | 3/19/2025 | 10:20 | -0.19 | -0.24 | 0.0 | 0 | 0.2 | 20.8 | 0.0 | 0.0 | 0.0 | 0.0 | |
| VMP-41-20 | 4/21/2025 | 10:51 | 0.00 | -0.39 | 0.0 | 0 | 0.1 | 20.9 | 0.0 | 0.0 | 0.0 | 0.0 | |
| VMP-41-20 | 5/22/2025 | 10:38 | -0.71 | NM | NM | NM | NM | NM | NM | NM | NM | NM | Inaccessible due to SEE system operations. |
| VMP-41-20 | 6/19/2025 | 00:00 | NM | NM | NM | NM | NM | NM | NM | NM | NM | NM | Inaccessible due to SEE system operations. |
| VMP-41-20 | 7/16/2025 | 08:49 | -0.92 | -0.84 | 0.0 | 0 | 0.4 | 20.6 | 0.0 | 0.0 | 0.0 | 0.0 | |
| VMP-41-20 | 8/20/2025 | 09:37 | -0.53 | -0.47 | 0.0 | 0 | 0.3 | 20.7 | 0.0 | 0.0 | 0.0 | 0.0 | |
| VMP-41-20 | 9/17/2025 | 09:01 | -0.39 | -0.39 | 0.0 | 0 | 0.2 | 20.8 | 0.0 | 0.0 | 0.0 | 0.0 | |
| VMP-41-20 | 10/22/2025 | 09:01 | 0.00 | 0.00 | 0.0 | 0 | 0.3 | 20.8 | 0.0 | 0.0 | 0.0 | 0.0 | |
| VMP-41-20 | 11/24/2025 | 08:53 | -0.25 | -0.33 | 0.0 | 0 | 0.2 | 20.8 | 0.0 | 0.0 | 0.0 | 0.0 | |
| VMP-41-20 | 12/18/2025 | 08:55 | -0.15 | -0.15 | 0.0 | 0 | 0.2 | 20.7 | 0.0 | 8.2 | 7.6 | 0.6 | |
| VMP-41-26 | 1/28/2025 | 13:32 | -0.15 | -0.16 | 0.0 | 0 | 0.4 | 20.3 | 0.0 | 0.0 | 0.0 | 0.0 | |
| VMP-41-26 | 1/28/2025 | 13:32 | NM | NM | 0.0 | 0 | 0.4 | 20.3 | 0.0 | 0.0 | 0.0 | 0.0 | Duplicate sample. |
| VMP-41-26 | 2/26/2025 | 10:02 | -0.24 | -0.26 | 0.0 | 0 | 0.3 | 20.7 | 0.0 | 0.0 | 0.0 | 0.0 | |
| VMP-41-26 | 3/19/2025 | 10:20 | -0.22 | -0.25 | 0.0 | 0 | 0.2 | 20.7 | 0.0 | 0.0 | 0.0 | 0.0 | |
| VMP-41-26 | 4/21/2025 | 10:52 | 0.00 | -0.43 | 0.0 | 0 | 0.2 | 20.8 | 0.0 | 0.0 | 0.0 | 0.0 | |
| VMP-41-26 | 5/22/2025 | 10:39 | -0.76 | NM | NM | NM | NM | NM | NM | NM | NM | NM | Inaccessible due to SEE system operations. |
| VMP-41-26 | 6/19/2025 | 00:00 | NM | NM | NM | NM | NM | NM | NM | NM | NM | NM | Inaccessible due to SEE system operations. |
| VMP-41-26 | 7/16/2025 | 08:50 | -0.99 | -0.87 | 0.0 | 0 | 0.6 | 20.4 | 0.0 | 0.0 | 0.0 | 0.0 | |
| VMP-41-26 | 8/20/2025 | 09:38 | -0.58 | -0.49 | 0.0 | 0 | 0.4 | 20.5 | 0.0 | 0.0 | 0.0 | 0.0 | |
| VMP-41-26 | 9/17/2025 | 09:02 | -0.43 | -0.42 | 0.0 | 0 | 0.3 | 20.7 | 0.0 | 0.0 | 0.0 | 0.0 | |
| VMP-41-26 | 10/22/2025 | 09:02 | 0.00 | 0.00 | 0.0 | 0 | 0.6 | 20.3 | 0.0 | 0.0 | 0.0 | 0.0 | |
| VMP-41-26 | 11/24/2025 | 08:54 | -0.26 | -0.34 | 0.0 | 0 | 0.8 | 20.2 | 0.0 | 2.5 | 2.2 | 0.3 | |
| VMP-41-26 | 12/18/2025 | 08:56 | -0.18 | -0.13 | 0.0 | 0 | 0.9 | 19.9 | 0.7 | 130 | 127 | 3.0 | |

**TABLE 9**
**SVE SYSTEM MONTHLY MONITORING - VMP SAMPLING DATA**

| Sample ID | Date | Initial Reading Time (24-Hour) | Vacuum/Pressure | | Fixed Gases | | | | Soil Vapor Concentrations | | | | Comments |
|---|---|---|---|---|---|---|---|---|---|---|---|---|---|
| | | | Initial Reading (Inches of $H_2O$) | Stabilized Reading (Inches of $H_2O$) | $CH_4$ (%) | LEL (%) | $CO_2$ (%) | $O_2$ (%) | PID (ppmv) | THC (ppmv) | $CH_4$ (ppmv) | PHC (ppmv) | |
| VMP-42-10 | 1/29/2025 | 13:32 | 0.31 | 0.00 | 0.0 | 0 | 0.2 | 20.7 | 0.0 | 0.0 | 0.0 | 0.0 | |
| VMP-42-10 | 2/27/2025 | 10:50 | 0.00 | 0.00 | 0.0 | 0 | 0.1 | 20.8 | 0.0 | 0.0 | 0.0 | 0.0 | |
| VMP-42-10 | 3/20/2025 | 13:05 | 0.00 | 0.00 | 0.0 | 0 | 0.3 | 20.7 | 0.0 | 0.0 | 0.0 | 0.0 | |
| VMP-42-10 | 4/22/2025 | 11:45 | -0.10 | 0.00 | 0.0 | 0 | 0.4 | 20.4 | 0.0 | 0.0 | 0.0 | 0.0 | |
| VMP-42-10 | 5/21/2025 | 11:18 | 0.00 | 0.00 | 0.0 | 0 | 0.9 | 20.3 | 0.0 | 0.0 | 0.0 | 0.0 | |
| VMP-42-10 | 6/19/2025 | 11:10 | 0.00 | 0.00 | 0.0 | 0 | 0.9 | 20.0 | 1.8 | 0.0 | 0.0 | 0.0 | |
| VMP-42-10 | 7/17/2025 | 09:23 | -0.02 | -0.02 | 0.0 | 0 | 1.4 | 19.4 | 0.0 | 0.0 | 0.0 | 0.0 | |
| VMP-42-10 | 8/21/2025 | 11:43 | 0.00 | 0.00 | 0.0 | 0 | 1.3 | 19.3 | 0.4 | 0.0 | 0.0 | 0.0 | |
| VMP-42-10 | 9/18/2025 | 11:39 | 0.00 | 0.00 | 0.0 | 0 | 1.1 | 19.7 | 3.3 | 0.0 | 0.0 | 0.0 | |
| VMP-42-10 | 10/24/2025 | 09:28 | 0.00 | 0.00 | 0.0 | 0 | 0.8 | 20.2 | 0.0 | 0.0 | 0.0 | 0.0 | |
| VMP-42-10 | 11/25/2025 | 12:52 | 0.00 | 0.00 | 0.0 | 0 | 0.7 | 20.2 | 0.0 | 0.0 | 0.0 | 0.0 | |
| VMP-42-10 | 12/17/2025 | 14:22 | 0.00 | 0.00 | 0.0 | 0 | 0.6 | 20.2 | 0.0 | 0.0 | 0.0 | 0.0 | |
| VMP-42-20 | 1/29/2025 | 13:32 | 0.00 | 0.00 | 0.0 | 0 | 0.2 | 20.8 | 0.0 | 0.0 | 0.0 | 0.0 | |
| VMP-42-20 | 2/27/2025 | 10:51 | -0.12 | 0.00 | 0.0 | 0 | 0.2 | 20.9 | 0.0 | 0.0 | 0.0 | 0.0 | |
| VMP-42-20 | 3/20/2025 | 13:06 | -0.10 | 0.00 | 0.0 | 0 | 0.3 | 20.7 | 0.0 | 0.0 | 0.0 | 0.0 | |
| VMP-42-20 | 4/22/2025 | 11:46 | -0.09 | 0.00 | 0.0 | 0 | 0.4 | 20.4 | 0.0 | 0.0 | 0.0 | 0.0 | |
| VMP-42-20 | 5/21/2025 | 11:19 | 0.00 | 0.00 | 0.0 | 0 | 1.0 | 20.2 | 0.0 | 0.0 | 0.0 | 0.0 | |
| VMP-42-20 | 6/19/2025 | 11:11 | 0.00 | 0.00 | 0.0 | 0 | 0.9 | 20.0 | 1.7 | 0.0 | 0.0 | 0.0 | |
| VMP-42-20 | 7/17/2025 | 09:24 | -0.02 | -0.02 | 0.0 | 0 | 1.4 | 19.4 | 0.0 | 0.0 | 0.0 | 0.0 | |
| VMP-42-20 | 8/21/2025 | 11:44 | 0.00 | 0.00 | 0.0 | 0 | 1.4 | 19.3 | 0.8 | 0.0 | 0.0 | 0.0 | |
| VMP-42-20 | 9/18/2025 | 11:40 | 0.00 | 0.00 | 0.0 | 0 | 1.1 | 19.8 | 3.1 | 0.0 | 0.0 | 0.0 | |
| VMP-42-20 | 10/24/2025 | 09:29 | 0.00 | 0.00 | 0.0 | 0 | 0.8 | 20.1 | 0.0 | 0.0 | 0.0 | 0.0 | |
| VMP-42-20 | 11/25/2025 | 12:58 | 0.00 | 0.00 | 0.0 | 0 | 0.7 | 20.2 | 0.0 | 0.0 | 0.0 | 0.0 | |
| VMP-42-20 | 12/17/2025 | 14:23 | 0.00 | 0.00 | 0.0 | 0 | 0.6 | 20.2 | 0.0 | 0.0 | 0.0 | 0.0 | |
| VMP-42-30 | 1/29/2025 | 13:32 | 0.00 | 0.00 | 0.0 | 0 | 0.7 | 20.5 | 0.0 | 0.0 | 0.0 | 0.0 | |
| VMP-42-30 | 2/27/2025 | 10:52 | NM | NM | 0.0 | 0 | 0.5 | 20.6 | 0.0 | 0.0 | 0.0 | 0.0 | Duplicate sample. |
| VMP-42-30 | 2/27/2025 | 10:52 | -0.12 | 0.00 | 0.0 | 0 | 0.5 | 20.7 | 0.0 | 0.0 | 0.0 | 0.0 | |
| VMP-42-30 | 3/20/2025 | 13:07 | -0.17 | 0.00 | 0.0 | 0 | 0.6 | 20.5 | 0.0 | 0.0 | 0.0 | 0.0 | |
| VMP-42-30 | 4/22/2025 | 11:47 | -0.50 | -0.41 | 0.0 | 0 | 0.7 | 20.2 | 0.0 | 0.0 | 0.0 | 0.0 | |
| VMP-42-30 | 5/21/2025 | 11:20 | -0.37 | 0.00 | 0.0 | 0 | 1.0 | 20.2 | 0.0 | 0.0 | 0.0 | 0.0 | |
| VMP-42-30 | 6/19/2025 | 11:12 | -0.27 | 0.00 | 0.0 | 0 | 1.0 | 19.7 | 1.8 | 0.0 | 0.0 | 0.0 | |
| VMP-42-30 | 7/17/2025 | 09:25 | -0.02 | -0.02 | 0.0 | 0 | 1.4 | 19.2 | 0.0 | 0.0 | 0.0 | 0.0 | |
| VMP-42-30 | 8/21/2025 | 11:45 | 0.00 | 0.00 | 0.0 | 0 | 1.5 | 18.9 | 0.6 | 0.0 | 0.0 | 0.0 | |
| VMP-42-30 | 9/18/2025 | 11:41 | 0.00 | 0.00 | 0.0 | 0 | 0.8 | 19.9 | 2.8 | 0.0 | 0.0 | 0.0 | |
| VMP-42-30 | 10/24/2025 | 09:30 | 0.00 | 0.00 | 0.0 | 0 | 0.8 | 20.1 | 0.0 | 0.0 | 0.0 | 0.0 | |
| VMP-42-30 | 11/25/2025 | 12:59 | 0.00 | 0.00 | 0.0 | 0 | 1.2 | 19.8 | 0.0 | 0.0 | 0.0 | 0.0 | |
| VMP-42-30 | 12/17/2025 | 14:24 | 0.45 | 0.00 | 0.0 | 0 | 0.9 | 19.9 | 0.0 | 0.0 | 0.0 | 0.0 | |

**TABLE 9**
**SVE SYSTEM MONTHLY MONITORING - VMP SAMPLING DATA**

| Sample ID | Date | Initial Reading Time (24-Hour) | Vacuum/Pressure | | Fixed Gases | | | | Soil Vapor Concentrations | | | | Comments |
|---|---|---|---|---|---|---|---|---|---|---|---|---|---|
| | | | Initial Reading (Inches of $H_2O$) | Stabilized Reading (Inches of $H_2O$) | $CH_4$ (%) | LEL (%) | $CO_2$ (%) | $O_2$ (%) | PID (ppmv) | THC (ppmv) | $CH_4$ (ppmv) | PHC (ppmv) | |
| VMP-43-10 | 1/30/2025 | 11:15 | -0.63 | -0.68 | 0.0 | 0 | 0.2 | 20.6 | 0.0 | 0.0 | 0.0 | 0.0 | |
| VMP-43-10 | 2/27/2025 | 12:59 | -4.29 | -0.83 | 0.0 | 0 | 0.2 | 20.8 | 0.0 | 0.0 | 0.0 | 0.0 | |
| VMP-43-10 | 3/20/2025 | 13:50 | -1.24 | -1.07 | 0.0 | 0 | 0.2 | 20.7 | 0.0 | 0.0 | 0.0 | 0.0 | |
| VMP-43-10 | 4/22/2025 | 10:20 | -0.11 | -0.89 | 0.0 | 0 | 0.3 | 20.5 | 0.0 | 0.0 | 0.0 | 0.0 | |
| VMP-43-10 | 5/21/2025 | 12:24 | -3.31 | -0.91 | 0.0 | 0 | 0.5 | 20.3 | 0.0 | 0.0 | 0.0 | 0.0 | |
| VMP-43-10 | 6/19/2025 | 10:00 | -0.66 | -0.86 | 0.0 | 0 | 0.5 | 20.3 | 0.0 | 0.0 | 0.0 | 0.0 | |
| VMP-43-10 | 6/19/2025 | 10:00 | NM | NM | 0.0 | 0 | 0.5 | 20.3 | 0.0 | 0.0 | 0.0 | 0.0 | Duplicate sample. |
| VMP-43-10 | 7/17/2025 | 09:34 | -0.98 | -1.11 | 0.0 | 0 | 1.0 | 19.4 | 0.0 | 0.0 | 0.0 | 0.0 | |
| VMP-43-10 | 8/21/2025 | 14:01 | -0.75 | -0.84 | 0.0 | 0 | 0.3 | 20.8 | 0.0 | 0.0 | 0.0 | 0.0 | |
| VMP-43-10 | 9/18/2025 | 09:50 | -0.22 | -0.19 | 0.0 | 0 | 0.4 | 20.3 | 0.0 | 0.0 | 0.0 | 0.0 | |
| VMP-43-10 | 10/23/2025 | 14:15 | -0.37 | -0.63 | 0.0 | 0 | 0.2 | 20.7 | 0.0 | 0.0 | 0.0 | 0.0 | |
| VMP-43-10 | 11/25/2025 | 09:34 | -0.84 | -0.77 | 0.0 | 0 | 0.3 | 20.7 | 0.0 | 0.0 | 0.0 | 0.0 | |
| VMP-43-10 | 12/17/2025 | 13:18 | -0.39 | -0.09 | 0.0 | 0 | 0.3 | 20.6 | 0.0 | 0.0 | 0.0 | 0.0 | |
| VMP-43-20 | 1/30/2025 | 11:15 | -1.08 | -1.18 | 0.0 | 0 | 0.4 | 20.4 | 0.0 | 0.0 | 0.0 | 0.0 | |
| VMP-43-20 | 2/27/2025 | 13:00 | -1.35 | -1.45 | 0.0 | 0 | 0.2 | 20.8 | 0.0 | 0.0 | 0.0 | 0.0 | |
| VMP-43-20 | 3/20/2025 | 13:51 | -1.63 | -1.74 | 0.0 | 0 | 0.2 | 20.6 | 0.0 | 0.0 | 0.0 | 0.0 | |
| VMP-43-20 | 4/22/2025 | 10:21 | -1.49 | -1.38 | 0.0 | 0 | 0.3 | 20.5 | 0.0 | 0.0 | 0.0 | 0.0 | |
| VMP-43-20 | 5/21/2025 | 12:25 | 0.00 | -1.42 | 0.0 | 0 | 0.8 | 20.2 | 0.0 | 0.0 | 0.0 | 0.0 | |
| VMP-43-20 | 6/19/2025 | 10:01 | -1.65 | -1.47 | 0.0 | 0 | 1.0 | 20.0 | 0.0 | 0.0 | 0.0 | 0.0 | |
| VMP-43-20 | 7/17/2025 | 09:35 | -1.53 | -1.67 | 0.0 | 0 | 1.3 | 19.7 | 0.0 | 0.0 | 0.0 | 0.0 | |
| VMP-43-20 | 8/21/2025 | 14:02 | -1.37 | -1.43 | 0.0 | 0 | 1.4 | 19.6 | 0.0 | 0.0 | 0.0 | 0.0 | |
| VMP-43-20 | 9/18/2025 | 09:51 | -0.41 | -0.36 | 0.0 | 0 | 0.9 | 20.2 | 0.0 | 0.0 | 0.0 | 0.0 | |
| VMP-43-20 | 10/23/2025 | 14:16 | -1.23 | -1.22 | 0.0 | 0 | 0.5 | 20.4 | 0.0 | 0.0 | 0.0 | 0.0 | |
| VMP-43-20 | 11/25/2025 | 09:35 | -1.51 | -1.43 | 0.0 | 0 | 0.3 | 20.7 | 0.0 | 0.0 | 0.0 | 0.0 | |
| VMP-43-20 | 12/17/2025 | 13:19 | -0.28 | 0.00 | 0.0 | 0 | 0.3 | 20.5 | 0.0 | 0.0 | 0.0 | 0.0 | |
| VMP-43-30 | 1/30/2025 | 11:15 | -2.22 | -3.33 | 0.0 | 0 | 0.2 | 20.6 | 0.0 | 0.0 | 0.0 | 0.0 | |
| VMP-43-30 | 2/27/2025 | 13:01 | -1.58 | -1.34 | 0.0 | 0 | 0.1 | 20.9 | 0.0 | 0.0 | 0.0 | 0.0 | |
| VMP-43-30 | 3/20/2025 | 13:52 | -2.69 | -2.17 | 0.0 | 0 | 0.1 | 20.8 | 0.0 | 0.0 | 0.0 | 0.0 | |
| VMP-43-30 | 4/22/2025 | 10:22 | -3.36 | -2.20 | 0.0 | 0 | 0.2 | 20.6 | 0.0 | 0.0 | 0.0 | 0.0 | |
| VMP-43-30 | 5/21/2025 | 12:26 | -2.56 | -2.30 | 0.0 | 0 | 0.3 | 20.8 | 0.0 | 0.0 | 0.0 | 0.0 | |
| VMP-43-30 | 6/19/2025 | 10:02 | -2.85 | -1.00 | 0.0 | 0 | 0.5 | 20.4 | 0.0 | 0.0 | 0.0 | 0.0 | |
| VMP-43-30 | 7/17/2025 | 09:36 | -2.78 | -2.95 | 0.0 | 0 | 0.5 | 20.4 | 0.0 | 0.0 | 0.0 | 0.0 | |
| VMP-43-30 | 8/21/2025 | 14:03 | -2.65 | -2.64 | 0.0 | 0 | 0.9 | 20.1 | 0.0 | 0.0 | 0.0 | 0.0 | |
| VMP-43-30 | 9/18/2025 | 09:52 | -0.38 | 0.00 | 0.0 | 0 | 0.9 | 19.7 | 0.0 | 0.0 | 0.0 | 0.0 | |
| VMP-43-30 | 10/23/2025 | 14:17 | -1.90 | -1.03 | 0.0 | 0 | 0.8 | 19.9 | 0.0 | 0.0 | 0.0 | 0.0 | |
| VMP-43-30 | 11/25/2025 | 09:36 | -2.81 | -1.85 | 0.0 | 0 | 0.3 | 20.7 | 0.0 | 0.0 | 0.0 | 0.0 | |
| VMP-43-30 | 12/17/2025 | 13:20 | -0.97 | -0.32 | 0.0 | 0 | 0.3 | 20.6 | 0.0 | 0.0 | 0.0 | 0.0 | |

**TABLE 9**
**SVE SYSTEM MONTHLY MONITORING - VMP SAMPLING DATA**

| Sample ID | Date | Initial Reading Time (24-Hour) | Vacuum/Pressure | | Fixed Gases | | | | Soil Vapor Concentrations | | | | Comments |
|---|---|---|---|---|---|---|---|---|---|---|---|---|---|
| | | | Initial Reading (Inches of $H_2O$) | Stabilized Reading (Inches of $H_2O$) | $CH_4$ (%) | LEL (%) | $CO_2$ (%) | $O_2$ (%) | PID (ppmv) | THC (ppmv) | $CH_4$ (ppmv) | PHC (ppmv) | |
| VMP-45-10 | 1/29/2025 | 13:15 | 0.00 | 0.00 | 0.0 | 0 | 0.2 | 20.8 | 0.0 | 0.0 | 0.0 | 0.0 | |
| VMP-45-10 | 2/26/2025 | 13:38 | 0.40 | 0.00 | 0.0 | 0 | 0.4 | 20.6 | 0.0 | 0.0 | 0.0 | 0.0 | |
| VMP-45-10 | 3/20/2025 | 11:34 | 0.00 | 0.00 | 0.0 | 0 | 0.2 | 20.9 | 0.0 | 0.0 | 0.0 | 0.0 | |
| VMP-45-10 | 3/20/2025 | 11:34 | NM | NM | 0.0 | 0 | 0.2 | 20.9 | 0.0 | 0.0 | 0.0 | 0.0 | Duplicate sample. |
| VMP-45-10 | 4/21/2025 | 14:18 | 0.00 | 0.00 | 0.0 | 0 | 0.5 | 20.5 | 0.0 | 0.0 | 0.0 | 0.0 | |
| VMP-45-10 | 5/22/2025 | 12:10 | 0.00 | 0.00 | 0.0 | 0 | 0.3 | 20.8 | 0.0 | 0.0 | 0.0 | 0.0 | |
| VMP-45-10 | 6/18/2025 | 14:35 | -0.10 | 0.00 | 0.0 | 0 | 1.1 | 19.5 | 0.0 | 0.0 | 0.0 | 0.0 | |
| VMP-45-10 | 7/16/2025 | 12:48 | 0.00 | 0.09 | 0.0 | 0 | 1.8 | 18.2 | 0.0 | 0.0 | 0.0 | 0.0 | |
| VMP-45-10 | 8/21/2025 | 09:58 | 0.00 | 0.00 | 0.0 | 0 | 1.5 | 19.5 | 0.0 | 0.0 | 0.0 | 0.0 | |
| VMP-45-10 | 9/17/2025 | 12:50 | 0.00 | 0.00 | 0.0 | 0 | 1.9 | 18.8 | 0.0 | 0.0 | 0.0 | 0.0 | |
| VMP-45-10 | 10/22/2025 | 13:51 | 0.00 | 0.00 | 0.0 | 0 | 1.3 | 19.8 | 0.0 | 0.0 | 0.0 | 0.0 | |
| VMP-45-10 | 11/24/2025 | 13:11 | 0.00 | 0.00 | 0.0 | 0 | 1.0 | 20.0 | 0.0 | 0.0 | 0.0 | 0.0 | |
| VMP-45-10 | 12/17/2025 | 09:25 | 0.00 | 0.00 | 0.0 | 0 | 0.6 | 20.5 | 0.0 | 0.0 | 0.0 | 0.0 | |
| VMP-45-20 | 1/29/2025 | 13:16 | 0.00 | 0.00 | 0.0 | 0 | 0.2 | 20.7 | 0.0 | 0.0 | 0.0 | 0.0 | |
| VMP-45-20 | 2/26/2025 | 13:39 | 0.00 | 0.00 | 0.0 | 0 | 0.5 | 20.5 | 0.0 | 0.0 | 0.0 | 0.0 | |
| VMP-45-20 | 2/26/2025 | 13:39 | NM | NM | 0.0 | 0 | 0.5 | 20.5 | 0.0 | 0.0 | 0.0 | 0.0 | Duplicate sample. |
| VMP-45-20 | 3/20/2025 | 11:35 | 0.00 | 0.00 | 0.0 | 0 | 0.3 | 20.8 | 0.0 | 0.0 | 0.0 | 0.0 | |
| VMP-45-20 | 4/21/2025 | 14:19 | 0.00 | 0.00 | 0.0 | 0 | 0.6 | 20.4 | 0.0 | 0.0 | 0.0 | 0.0 | |
| VMP-45-20 | 5/22/2025 | 12:11 | 0.00 | 0.00 | 0.0 | 0 | 0.6 | 20.6 | 0.0 | 0.0 | 0.0 | 0.0 | |
| VMP-45-20 | 6/18/2025 | 14:36 | 0.00 | 0.00 | 0.0 | 0 | 1.3 | 19.2 | 0.0 | 0.0 | 0.0 | 0.0 | |
| VMP-45-20 | 7/16/2025 | 12:49 | 0.00 | 0.00 | 0.0 | 0 | 1.8 | 18.2 | 0.0 | 0.0 | 0.0 | 0.0 | |
| VMP-45-20 | 8/21/2025 | 09:59 | 0.00 | 0.00 | 0.0 | 0 | 1.6 | 19.4 | 0.0 | 0.0 | 0.0 | 0.0 | |
| VMP-45-20 | 9/17/2025 | 12:51 | 0.00 | 0.00 | 0.0 | 0 | 1.9 | 18.9 | 0.0 | 0.0 | 0.0 | 0.0 | |
| VMP-45-20 | 10/22/2025 | 13:52 | 0.00 | 0.00 | 0.0 | 0 | 1.3 | 19.7 | 0.0 | 0.0 | 0.0 | 0.0 | |
| VMP-45-20 | 11/24/2025 | 13:12 | 0.00 | 0.00 | 0.0 | 0 | 1.2 | 19.8 | 0.0 | 0.0 | 0.0 | 0.0 | |
| VMP-45-20 | 12/17/2025 | 09:26 | 0.00 | 0.00 | 0.0 | 0 | 0.7 | 20.3 | 0.0 | 0.0 | 0.0 | 0.0 | |
| VMP-45-30 | 1/29/2025 | 13:17 | 0.00 | 0.00 | 0.0 | 0 | 0.2 | 20.8 | 0.0 | 0.0 | 0.0 | 0.0 | |
| VMP-45-30 | 2/26/2025 | 13:40 | 0.00 | 0.00 | 0.0 | 0 | 0.4 | 20.6 | 0.0 | 0.0 | 0.0 | 0.0 | |
| VMP-45-30 | 3/20/2025 | 11:36 | 0.00 | 0.00 | 0.0 | 0 | 0.2 | 20.9 | 0.0 | 0.0 | 0.0 | 0.0 | |
| VMP-45-30 | 4/21/2025 | 14:20 | 0.00 | 0.00 | 0.0 | 0 | 0.5 | 20.5 | 0.0 | 0.0 | 0.0 | 0.0 | |
| VMP-45-30 | 5/22/2025 | 12:12 | 0.00 | 0.00 | 0.0 | 0 | 0.5 | 20.7 | 0.0 | 0.0 | 0.0 | 0.0 | |
| VMP-45-30 | 6/18/2025 | 14:37 | -0.14 | 0.00 | 0.0 | 0 | 1.2 | 19.3 | 0.0 | 0.0 | 0.0 | 0.0 | |
| VMP-45-30 | 7/16/2025 | 12:50 | 0.00 | 0.11 | 0.0 | 0 | 1.6 | 18.5 | 0.0 | 0.0 | 0.0 | 0.0 | |
| VMP-45-30 | 8/21/2025 | 10:00 | 0.00 | 0.00 | 0.0 | 0 | 1.4 | 19.7 | 0.0 | 0.0 | 0.0 | 0.0 | |
| VMP-45-30 | 8/21/2025 | 10:00 | NM | NM | 0.0 | 0 | 1.4 | 19.7 | 0.0 | 0.0 | 0.0 | 0.0 | Duplicate sample. |
| VMP-45-30 | 9/17/2025 | 12:52 | 0.00 | 0.00 | 0.0 | 0 | 1.7 | 19.1 | 0.0 | 0.0 | 0.0 | 0.0 | |
| VMP-45-30 | 10/22/2025 | 13:53 | 0.00 | 0.52 | 0.0 | 0 | 1.0 | 20.1 | 0.0 | 0.0 | 0.0 | 0.0 | |
| VMP-45-30 | 11/24/2025 | 13:13 | 0.00 | 0.00 | 0.0 | 0 | 1.0 | 20.0 | 0.0 | 0.0 | 0.0 | 0.0 | |
| VMP-45-30 | 12/17/2025 | 09:27 | 0.00 | 0.00 | 0.0 | 0 | 0.5 | 20.6 | 0.0 | 0.0 | 0.0 | 0.0 | |

SEE LAST PAGE OF TABLE FOR NOTES

**TABLE 9**
**SVE SYSTEM MONTHLY MONITORING - VMP SAMPLING DATA**

| Sample ID | Date | Initial Reading Time (24-Hour) | Vacuum/Pressure | | Fixed Gases | | | | Soil Vapor Concentrations | | | | Comments |
|---|---|---|---|---|---|---|---|---|---|---|---|---|---|
| | | | Initial Reading (Inches of $H_2O$) | Stabilized Reading (Inches of $H_2O$) | $CH_4$ (%) | LEL (%) | $CO_2$ (%) | $O_2$ (%) | PID (ppmv) | THC (ppmv) | $CH_4$ (ppmv) | PHC (ppmv) | |
| VMP-46-10 | 1/28/2025 | 10:58 | 0.00 | 0.00 | 0.0 | 0 | 0.1 | 20.9 | 0.0 | 0.0 | 0.0 | 0.0 | |
| VMP-46-10 | 2/26/2025 | 10:57 | 0.00 | 0.00 | 0.0 | 0 | 0.1 | 20.9 | 0.0 | 0.0 | 0.0 | 0.0 | |
| VMP-46-10 | 3/19/2025 | 10:10 | 0.00 | 0.00 | 0.0 | 0 | 0.1 | 20.9 | 0.0 | 0.0 | 0.0 | 0.0 | |
| VMP-46-10 | 4/21/2025 | 11:52 | 0.00 | 0.00 | 0.0 | 0 | 0.1 | 20.9 | 0.0 | 0.0 | 0.0 | 0.0 | |
| VMP-46-10 | 5/22/2025 | 10:34 | 0.00 | 0.00 | 0.0 | 0 | 0.1 | 20.9 | 0.0 | 0.0 | 0.0 | 0.0 | |
| VMP-46-10 | 6/19/2025 | 09:45 | 0.00 | 0.00 | 0.0 | 0 | 0.1 | 20.9 | 0.0 | 0.0 | 0.0 | 0.0 | |
| VMP-46-10 | 7/16/2025 | 11:08 | 0.00 | 0.00 | 0.0 | 0 | 0.1 | 20.7 | 0.0 | 2.4 | 2.1 | 0.3 | |
| VMP-46-10 | 8/20/2025 | 11:38 | 0.00 | 0.00 | 0.0 | 0 | 0.1 | 20.8 | 2.1 | 0.0 | 0.0 | 0.0 | |
| VMP-46-10 | 9/17/2025 | 12:00 | 0.00 | -0.09 | 0.0 | 0 | 0.1 | 20.7 | 1.8 | 0.0 | 0.0 | 0.0 | |
| VMP-46-10 | 10/22/2025 | 09:40 | 0.81 | 0.00 | 0.0 | 0 | 0.1 | 20.9 | 0.0 | 0.0 | 0.0 | 0.0 | |
| VMP-46-10 | 11/24/2025 | 12:22 | 0.00 | 0.00 | 0.0 | 0 | 0.1 | 20.6 | 0.0 | 0.0 | 0.0 | 0.0 | |
| VMP-46-10 | 12/17/2025 | 09:46 | 0.00 | 0.00 | 0.0 | 0 | 0.1 | 20.9 | 0.0 | 0.0 | 0.0 | 0.0 | |
| VMP-46-10 | 12/17/2025 | 09:46 | 0.00 | 0.00 | 0.0 | 0 | 0.1 | 20.9 | 0.0 | 0.0 | 0.0 | 0.0 | Duplicate sample. |
| VMP-46-20 | 1/28/2025 | 10:59 | 0.00 | 0.00 | 0.0 | 0 | 0.1 | 20.9 | 0.0 | 0.0 | 0.0 | 0.0 | |
| VMP-46-20 | 2/26/2025 | 10:58 | -5.41 | -0.43 | 0.0 | 0 | 0.1 | 20.9 | 0.0 | 0.0 | 0.0 | 0.0 | |
| VMP-46-20 | 3/19/2025 | 10:11 | 0.00 | 0.24 | 0.0 | 0 | 0.1 | 20.9 | 0.0 | 0.0 | 0.0 | 0.0 | |
| VMP-46-20 | 4/21/2025 | 11:53 | -0.39 | -0.22 | 0.0 | 0 | 0.1 | 20.9 | 0.0 | 0.0 | 0.0 | 0.0 | |
| VMP-46-20 | 5/22/2025 | 10:35 | -0.14 | 0.00 | 0.0 | 0 | 0.1 | 20.9 | 0.0 | 0.0 | 0.0 | 0.0 | |
| VMP-46-20 | 6/19/2025 | 09:46 | -0.19 | -0.23 | 0.0 | 0 | 0.3 | 20.6 | 0.0 | 0.0 | 0.0 | 0.0 | |
| VMP-46-20 | 7/16/2025 | 11:09 | -0.04 | -0.04 | 0.0 | 0 | 0.6 | 19.9 | 0.0 | 2.9 | 2.6 | 0.3 | |
| VMP-46-20 | 8/20/2025 | 11:39 | 0.00 | 0.00 | 0.0 | 0 | 0.3 | 20.5 | 2.3 | 0.0 | 0.0 | 0.0 | |
| VMP-46-20 | 9/17/2025 | 12:01 | 0.00 | 0.00 | 0.0 | 0 | 0.2 | 20.4 | 2.6 | 0.0 | 0.0 | 0.0 | |
| VMP-46-20 | 10/22/2025 | 09:41 | 0.75 | 0.00 | 0.0 | 0 | 0.2 | 20.8 | 0.0 | 0.0 | 0.0 | 0.0 | |
| VMP-46-20 | 11/24/2025 | 12:06 | 0.00 | 0.00 | 0.0 | 0 | 0.3 | 20.1 | 0.0 | 0.0 | 0.0 | 0.0 | |
| VMP-46-20 | 12/17/2025 | 09:47 | -0.40 | -0.34 | 0.0 | 0 | 0.1 | 20.9 | 0.0 | 0.0 | 0.0 | 0.0 | |
| VMP-46-30 | 1/28/2025 | 11:00 | 0.00 | 0.00 | 0.0 | 0 | 0.1 | 20.9 | 0.0 | 0.0 | 0.0 | 0.0 | |
| VMP-46-30 | 2/26/2025 | 10:59 | -0.11 | 0.00 | 0.0 | 0 | 0.1 | 20.9 | 0.0 | 0.0 | 0.0 | 0.0 | |
| VMP-46-30 | 3/19/2025 | 10:12 | 0.00 | 0.00 | 0.0 | 0 | 0.1 | 20.9 | 0.0 | 0.0 | 0.0 | 0.0 | |
| VMP-46-30 | 4/21/2025 | 11:54 | -0.59 | -0.38 | 0.0 | 0 | 0.1 | 20.9 | 0.0 | 0.0 | 0.0 | 0.0 | |
| VMP-46-30 | 5/22/2025 | 10:36 | -0.35 | -0.10 | 0.0 | 0 | 0.2 | 20.8 | 0.0 | 0.0 | 0.0 | 0.0 | |
| VMP-46-30 | 6/19/2025 | 09:47 | -0.21 | 0.00 | 0.0 | 0 | 0.3 | 20.6 | 0.0 | 0.0 | 0.0 | 0.0 | |
| VMP-46-30 | 7/16/2025 | 11:10 | 0.00 | 0.00 | 0.0 | 0 | 0.6 | 19.7 | 0.0 | 3.1 | 3.0 | 0.1 | |
| VMP-46-30 | 8/20/2025 | 11:40 | 0.00 | 0.00 | 0.0 | 0 | 0.3 | 20.6 | 2.0 | 0.0 | 0.0 | 0.0 | |
| VMP-46-30 | 9/17/2025 | 12:02 | 0.00 | 0.00 | 0.0 | 0 | 0.3 | 20.4 | 2.4 | 0.0 | 0.0 | 0.0 | |
| VMP-46-30 | 10/22/2025 | 09:42 | 0.84 | 0.00 | 0.0 | 0 | 0.2 | 20.8 | 0.0 | 0.0 | 0.0 | 0.0 | |
| VMP-46-30 | 11/24/2025 | 12:07 | 0.00 | 0.00 | 0.0 | 0 | 0.3 | 20.1 | 0.0 | 0.0 | 0.0 | 0.0 | |
| VMP-46-30 | 12/17/2025 | 09:48 | 0.00 | 0.00 | 0.0 | 0 | 0.1 | 20.9 | 0.0 | 0.0 | 0.0 | 0.0 | |

**TABLE 9**
**SVE SYSTEM MONTHLY MONITORING - VMP SAMPLING DATA**

| Sample ID | Date | Initial Reading Time (24-Hour) | Vacuum/Pressure | | Fixed Gases | | | | Soil Vapor Concentrations | | | | Comments |
|---|---|---|---|---|---|---|---|---|---|---|---|---|---|
| | | | Initial Reading (Inches of $H_2O$) | Stabilized Reading (Inches of $H_2O$) | $CH_4$ (%) | LEL (%) | $CO_2$ (%) | $O_2$ (%) | PID (ppmv) | THC (ppmv) | $CH_4$ (ppmv) | PHC (ppmv) | |
| VMP-47-5 | 1/29/2025 | 10:08 | 0.00 | 0.00 | 0.0 | 0 | 0.5 | 20.5 | 0.0 | 0.0 | 0.0 | 0.0 | |
| VMP-47-5 | 2/27/2025 | 08:40 | 0.00 | 0.00 | 0.0 | 0 | 0.4 | 20.6 | 0.0 | 0.0 | 0.0 | 0.0 | |
| VMP-47-5 | 3/20/2025 | 10:50 | -0.09 | 0.00 | 0.0 | 0 | 0.5 | 20.7 | 0.0 | 0.0 | 0.0 | 0.0 | |
| VMP-47-5 | 4/22/2025 | 09:20 | 0.00 | 0.00 | 0.0 | 0 | 0.6 | 20.7 | 0.0 | 0.0 | 0.0 | 0.0 | |
| VMP-47-5 | 5/21/2025 | 09:38 | -0.09 | 0.00 | 0.0 | 0 | 1.0 | 20.1 | 0.0 | 0.0 | 0.0 | 0.0 | |
| VMP-47-5 | 6/19/2025 | 13:00 | 0.00 | 0.00 | 0.0 | 0 | 1.6 | 19.1 | 1.9 | 0.0 | 0.0 | 0.0 | |
| VMP-47-5 | 7/16/2025 | 14:08 | 0.00 | 0.00 | 0.0 | 0 | 2.5 | 18.2 | 0.0 | 0.0 | 0.0 | 0.0 | |
| VMP-47-5 | 8/21/2025 | 09:27 | 0.00 | 0.00 | 0.0 | 0 | 2.2 | 18.8 | 0.0 | 0.0 | 0.0 | 0.0 | |
| VMP-47-5 | 9/18/2025 | 09:21 | 0.00 | 0.00 | 0.0 | 0 | 0.8 | 20.1 | 0.0 | 0.0 | 0.0 | 0.0 | |
| VMP-47-5 | 10/23/2025 | 12:24 | NM | NM | 0.0 | 0 | 0.5 | 20.4 | 0.0 | 0.0 | 0.0 | 0.0 | Duplicate sample. |
| VMP-47-5 | 10/23/2025 | 12:24 | 0.00 | 0.00 | 0.0 | 0 | 0.5 | 20.5 | 0.0 | 0.0 | 0.0 | 0.0 | |
| VMP-47-5 | 11/25/2025 | 11:04 | 0.00 | 0.00 | 0.0 | 0 | 0.7 | 20.3 | 0.0 | 0.0 | 0.0 | 0.0 | |
| VMP-47-5 | 12/18/2025 | 10:13 | 0.00 | 0.00 | 0.0 | 0 | 1.1 | 19.9 | 0.0 | 0.0 | 0.0 | 0.0 | |
| VMP-47-10 | 1/29/2025 | 10:08 | -0.12 | 0.00 | 0.0 | 0 | 0.9 | 20.1 | 0.0 | 0.0 | 0.0 | 0.0 | |
| VMP-47-10 | 2/27/2025 | 08:41 | 0.00 | 0.00 | 0.0 | 0 | 0.7 | 20.4 | 0.0 | 0.0 | 0.0 | 0.0 | |
| VMP-47-10 | 3/20/2025 | 10:51 | -0.19 | -0.12 | 0.0 | 0 | 1.0 | 20.1 | 0.0 | 0.0 | 0.0 | 0.0 | |
| VMP-47-10 | 4/22/2025 | 09:21 | -0.11 | 0.00 | 0.0 | 0 | 1.3 | 19.9 | 0.0 | 0.0 | 0.0 | 0.0 | |
| VMP-47-10 | 5/21/2025 | 09:39 | -0.15 | -0.12 | 0.0 | 0 | 1.6 | 19.3 | 0.0 | 0.0 | 0.0 | 0.0 | |
| VMP-47-10 | 6/19/2025 | 13:01 | -0.12 | -0.11 | 0.0 | 0 | 1.9 | 18.7 | 0.0 | 0.0 | 0.0 | 0.0 | |
| VMP-47-10 | 7/16/2025 | 14:09 | 0.00 | 0.00 | 0.0 | 0 | 2.7 | 17.8 | 0.0 | 0.0 | 0.0 | 0.0 | |
| VMP-47-10 | 8/21/2025 | 09:28 | 0.11 | -0.09 | 0.0 | 0 | 2.9 | 18.0 | 0.0 | 0.0 | 0.0 | 0.0 | |
| VMP-47-10 | 9/18/2025 | 09:22 | -0.11 | -0.13 | 0.0 | 0 | 2.4 | 18.6 | 0.0 | 0.0 | 0.0 | 0.0 | |
| VMP-47-10 | 10/23/2025 | 12:25 | 0.00 | 0.00 | 0.0 | 0 | 2.0 | 19.2 | 0.0 | 0.0 | 0.0 | 0.0 | |
| VMP-47-10 | 11/25/2025 | 11:04 | 0.00 | 0.00 | 0.0 | 0 | 1.7 | 19.4 | 0.0 | 0.0 | 0.0 | 0.0 | |
| VMP-47-10 | 12/18/2025 | 10:14 | 0.00 | 0.00 | 0.0 | 0 | 1.7 | 19.3 | 0.0 | 0.0 | 0.0 | 0.0 | |
| VMP-47-20 | 1/29/2025 | 10:08 | -0.96 | -0.80 | 0.0 | 0 | 1.1 | 20.0 | 0.0 | 0.0 | 0.0 | 0.0 | |
| VMP-47-20 | 1/29/2025 | 10:08 | NM | NM | 0.0 | 0 | 1.1 | 20.0 | 0.0 | 0.0 | 0.0 | 0.0 | Duplicate sample. |
| VMP-47-20 | 2/27/2025 | 08:42 | -0.58 | -0.51 | 0.0 | 0 | 0.9 | 20.3 | 0.0 | 0.0 | 0.0 | 0.0 | |
| VMP-47-20 | 3/20/2025 | 10:52 | -1.16 | -1.09 | 0.0 | 0 | 1.0 | 20.1 | 0.1 | 2.0 | 0.0 | 2.0 | |
| VMP-47-20 | 4/22/2025 | 09:22 | -0.86 | -0.82 | 0.0 | 0 | 1.3 | 19.5 | 0.0 | 0.0 | 0.0 | 0.0 | |
| VMP-47-20 | 5/21/2025 | 09:40 | -1.36 | -1.24 | 0.0 | 0 | 1.4 | 19.4 | 0.0 | 0.0 | 0.0 | 0.0 | |
| VMP-47-20 | 6/19/2025 | 13:02 | -0.98 | -0.95 | 0.0 | 0 | 1.6 | 19.0 | 0.0 | 0.0 | 0.0 | 0.0 | |
| VMP-47-20 | 7/17/2025 | 14:13 | -0.45 | -0.56 | 0.0 | 0 | 2.4 | 18.0 | 0.0 | 3.7 | 0.0 | 3.7 | |
| VMP-47-20 | 8/21/2025 | 09:29 | -0.32 | -0.22 | 0.0 | 0 | 1.1 | 19.8 | 0.0 | 0.0 | 0.0 | 0.0 | |
| VMP-47-20 | 9/18/2025 | 09:23 | -0.33 | 0.00 | 0.0 | 0 | 0.8 | 20.2 | 0.0 | 0.0 | 0.0 | 0.0 | |
| VMP-47-20 | 10/23/2025 | 12:26 | -0.23 | 0.00 | 0.0 | 0 | 1.1 | 20.1 | 0.0 | 0.0 | 0.0 | 0.0 | |
| VMP-47-20 | 11/25/2025 | 11:06 | -0.31 | -0.27 | 0.0 | 0 | 1.1 | 20.0 | 0.0 | 0.0 | 0.0 | 0.0 | |
| VMP-47-20 | 12/18/2025 | 10:15 | 0.00 | 0.30 | 0.0 | 0 | 1.9 | 19.0 | 0.0 | 0.0 | 0.0 | 0.0 | |

**TABLE 9**
**SVE SYSTEM MONTHLY MONITORING - VMP SAMPLING DATA**

| Sample ID | Date | Initial Reading Time (24-Hour) | Vacuum/Pressure | | Fixed Gases | | | | Soil Vapor Concentrations | | | | Comments |
|---|---|---|---|---|---|---|---|---|---|---|---|---|---|
| | | | Initial Reading (Inches of $H_2O$) | Stabilized Reading (Inches of $H_2O$) | $CH_4$ (%) | LEL (%) | $CO_2$ (%) | $O_2$ (%) | PID (ppmv) | THC (ppmv) | $CH_4$ (ppmv) | PHC (ppmv) | |
| VMP-47-30 | 1/29/2025 | 10:08 | -1.17 | -0.95 | 0.0 | 0 | 2.4 | 18.7 | 0.0 | 0.0 | 0.0 | 0.0 | |
| VMP-47-30 | 2/27/2025 | 08:43 | -0.61 | 0.00 | 0.0 | 0 | 2.3 | 19.1 | 0.0 | 0.0 | 0.0 | 0.0 | |
| VMP-47-30 | 3/20/2025 | 10:53 | -1.43 | -1.32 | 0.0 | 0 | 2.1 | 19.4 | 0.0 | 0.0 | 0.0 | 0.0 | |
| VMP-47-30 | 4/22/2025 | 09:23 | -1.02 | -0.97 | 0.0 | 0 | 1.9 | 19.0 | 0.0 | 0.0 | 0.0 | 0.0 | |
| VMP-47-30 | 5/21/2025 | 09:41 | -1.58 | -1.43 | 0.0 | 0 | 2.3 | 18.3 | 0.0 | 0.0 | 0.0 | 0.0 | |
| VMP-47-30 | 6/19/2025 | 13:03 | -1.10 | -1.09 | 0.0 | 0 | 1.9 | 18.0 | 0.0 | 0.0 | 0.0 | 0.0 | |
| VMP-47-30 | 7/16/2025 | 14:10 | -0.11 | 0.00 | 0.0 | 0 | 2.3 | 17.5 | 0.0 | 0.0 | 0.0 | 0.0 | |
| VMP-47-30 | 8/21/2025 | 09:30 | -0.93 | -0.82 | 0.0 | 0 | 2.3 | 17.6 | 0.0 | 0.0 | 0.0 | 0.0 | |
| VMP-47-30 | 9/18/2025 | 09:24 | -0.88 | -0.68 | 0.0 | 0 | 2.5 | 17.4 | 0.0 | 0.0 | 0.0 | 0.0 | |
| VMP-47-30 | 10/23/2025 | 12:27 | -0.43 | -0.32 | 0.0 | 0 | 2.4 | 18.3 | 0.0 | 0.0 | 0.0 | 0.0 | |
| VMP-47-30 | 11/25/2025 | 11:07 | -0.59 | -0.66 | 0.0 | 0 | 3.0 | 17.6 | 0.0 | 0.0 | 0.0 | 0.0 | |
| VMP-47-30 | 12/18/2025 | 10:16 | 0.32 | 0.63 | 0.0 | 0 | 3.0 | 17.5 | 0.0 | 0.0 | 0.0 | 0.0 | |
| VMP-48-5 | 1/29/2025 | 12:00 | 0.00 | 0.00 | 0.0 | 0 | 0.4 | 20.3 | 0.0 | 0.0 | 0.0 | 0.0 | |
| VMP-48-5 | 2/27/2025 | 10:19 | 0.00 | 0.00 | 0.0 | 0 | 0.6 | 20.3 | 0.0 | 0.0 | 0.0 | 0.0 | |
| VMP-48-5 | 3/20/2025 | 11:52 | 0.00 | 0.00 | 0.0 | 0 | 1.0 | 19.8 | 0.0 | 0.0 | 0.0 | 0.0 | |
| VMP-48-5 | 4/22/2025 | 11:03 | -0.10 | 0.00 | 0.0 | 0 | 1.3 | 17.9 | 0.0 | 0.0 | 0.0 | 0.0 | |
| VMP-48-5 | 5/21/2025 | 10:19 | 0.00 | 0.00 | 0.0 | 0 | 3.2 | 16.0 | 0.0 | 0.0 | 0.0 | 0.0 | |
| VMP-48-5 | 6/19/2025 | 12:10 | 0.00 | 0.00 | 0.0 | 0 | 4.0 | 15.6 | 0.0 | 0.0 | 0.0 | 0.0 | |
| VMP-48-5 | 7/17/2025 | 09:06 | 0.00 | 0.00 | 0.0 | 0 | 5.0 | 14.6 | 0.0 | 0.0 | 0.0 | 0.0 | |
| VMP-48-5 | 8/21/2025 | 11:30 | 0.00 | 0.00 | 0.0 | 0 | 4.4 | 16.0 | 0.3 | 0.0 | 0.0 | 0.0 | |
| VMP-48-5 | 9/18/2025 | 10:36 | 0.00 | 0.00 | 0.0 | 0 | 3.4 | 18.0 | 0.4 | 0.0 | 0.0 | 0.0 | |
| VMP-48-5 | 10/24/2025 | 09:00 | 0.00 | 0.00 | 0.0 | 0 | 2.1 | 18.7 | 0.0 | 0.0 | 0.0 | 0.0 | |
| VMP-48-5 | 11/25/2025 | 12:22 | 0.00 | 0.00 | 0.0 | 0 | 1.3 | 18.9 | 0.0 | 0.0 | 0.0 | 0.0 | |
| VMP-48-5 | 12/18/2025 | 13:10 | NM | NM | NM | NM | NM | NM | NM | NM | NM | NM | Not sampled. Area flooded. |
| VMP-48-10 | 1/29/2025 | 12:00 | 0.00 | 0.00 | 0.0 | 0 | 0.7 | 20.2 | 0.0 | 0.0 | 0.0 | 0.0 | |
| VMP-48-10 | 1/29/2025 | 12:00 | NM | NM | 0.0 | 0 | 0.7 | 20.2 | 0.0 | 0.0 | 0.0 | 0.0 | Duplicate sample. |
| VMP-48-10 | 2/27/2025 | 10:20 | -0.11 | 0.00 | 0.0 | 0 | 0.7 | 20.3 | 0.0 | 0.0 | 0.0 | 0.0 | |
| VMP-48-10 | 3/20/2025 | 11:53 | -0.18 | -0.15 | 0.0 | 0 | 0.9 | 19.9 | 0.0 | 0.0 | 0.0 | 0.0 | |
| VMP-48-10 | 4/22/2025 | 11:04 | 0.00 | -0.11 | 0.0 | 0 | 0.9 | 18.6 | 0.0 | 0.0 | 0.0 | 0.0 | |
| VMP-48-10 | 5/21/2025 | 10:20 | 0.00 | -0.14 | 0.0 | 0 | 2.7 | 16.3 | 0.0 | 0.0 | 0.0 | 0.0 | |
| VMP-48-10 | 6/19/2025 | 12:11 | -0.10 | -0.12 | 0.0 | 0 | 2.9 | 17.0 | 0.0 | 0.0 | 0.0 | 0.0 | |
| VMP-48-10 | 7/17/2025 | 09:07 | -0.03 | -0.04 | 0.0 | 0 | 2.3 | 17.7 | 0.0 | 0.0 | 0.0 | 0.0 | |
| VMP-48-10 | 7/17/2025 | 09:07 | NM | NM | 0.0 | 0 | 2.5 | 17.6 | 0.0 | 0.0 | 0.0 | 0.0 | Duplicate sample. |
| VMP-48-10 | 8/21/2025 | 11:31 | 0.00 | 0.00 | 0.0 | 0 | 4.5 | 16.0 | 0.0 | 0.0 | 0.0 | 0.0 | |
| VMP-48-10 | 9/18/2025 | 10:37 | 0.00 | 0.00 | 0.0 | 0 | 3.2 | 18.3 | 1.3 | 0.0 | 0.0 | 0.0 | |
| VMP-48-10 | 10/24/2025 | 09:01 | -0.10 | 0.00 | 0.0 | 0 | 2.3 | 18.7 | 0.0 | 0.0 | 0.0 | 0.0 | |
| VMP-48-10 | 11/25/2025 | 12:23 | 0.00 | 0.00 | 0.0 | 0 | 2.3 | 18.9 | 0.0 | 0.0 | 0.0 | 0.0 | |
| VMP-48-10 | 12/18/2025 | 13:11 | NM | NM | NM | NM | NM | NM | NM | NM | NM | NM | Not sampled. Area flooded. |

**TABLE 9**
**SVE SYSTEM MONTHLY MONITORING - VMP SAMPLING DATA**

| Sample ID | Date | Initial Reading Time (24-Hour) | Vacuum/Pressure | | Fixed Gases | | | | Soil Vapor Concentrations | | | | Comments |
|---|---|---|---|---|---|---|---|---|---|---|---|---|---|
| | | | Initial Reading (Inches of $H_2O$) | Stabilized Reading (Inches of $H_2O$) | $CH_4$ (%) | LEL (%) | $CO_2$ (%) | $O_2$ (%) | PID (ppmv) | THC (ppmv) | $CH_4$ (ppmv) | PHC (ppmv) | |
| VMP-48-20 | 1/29/2025 | 12:00 | 0.00 | 0.00 | 0.0 | 0 | 3.6 | 17.9 | 0.0 | 0.0 | 0.0 | 0.0 | |
| VMP-48-20 | 2/27/2025 | 10:21 | -0.11 | 0.00 | 0.0 | 0 | 1.7 | 19.7 | 0.0 | 0.0 | 0.0 | 0.0 | |
| VMP-48-20 | 3/20/2025 | 11:54 | -0.22 | -0.16 | 0.0 | 0 | 1.7 | 19.8 | 0.0 | 0.0 | 0.0 | 0.0 | |
| VMP-48-20 | 3/20/2025 | 11:54 | NM | NM | 0.0 | 0 | 1.7 | 19.8 | 0.0 | 0.0 | 0.0 | 0.0 | Duplicate sample. |
| VMP-48-20 | 4/22/2025 | 11:06 | NM | NM | NM | NM | NM | NM | NM | NM | NM | NM | Screen submerged. |
| VMP-48-20 | 5/21/2025 | 10:22 | NM | NM | NM | NM | NM | NM | NM | NM | NM | NM | Screen submerged. |
| VMP-48-20 | 6/19/2025 | 12:12 | NM | NM | NM | NM | NM | NM | NM | NM | NM | NM | Screen submerged. |
| VMP-48-20 | 7/17/2025 | 09:09 | NM | NM | NM | NM | NM | NM | NM | NM | NM | NM | Screen submerged. |
| VMP-48-20 | 8/21/2025 | 11:32 | NM | NM | NM | NM | NM | NM | NM | NM | NM | NM | Screen submerged. |
| VMP-48-20 | 9/18/2025 | 10:38 | NM | NM | NM | NM | NM | NM | NM | NM | NM | NM | Screen submerged. |
| VMP-48-20 | 10/24/2025 | 09:02 | -0.12 | 0.00 | 0.0 | 0 | 4.1 | 17.8 | 0.0 | 0.0 | 0.0 | 0.0 | |
| VMP-48-20 | 11/25/2025 | 12:24 | 0.00 | 0.00 | 0.0 | 0 | 3.5 | 18.4 | 0.0 | 0.0 | 0.0 | 0.0 | |
| VMP-48-20 | 12/18/2025 | 13:12 | NM | NM | NM | NM | NM | NM | NM | NM | NM | NM | Not sampled. Area flooded. |
| VMP-48-30 | 1/29/2025 | 12:00 | -2.89 | 0.00 | 0.0 | 0 | 2.1 | 19.5 | 0.0 | 0.0 | 0.0 | 0.0 | |
| VMP-48-30 | 2/27/2025 | 10:22 | -0.67 | -0.60 | 0.0 | 0 | 3.3 | 18.3 | 0.0 | 0.0 | 0.0 | 0.0 | |
| VMP-48-30 | 3/20/2025 | 11:55 | -1.52 | -1.52 | 0.0 | 0 | 3.4 | 18.2 | 0.0 | 0.0 | 0.0 | 0.0 | |
| VMP-48-30 | 4/22/2025 | 11:05 | -0.68 | -0.71 | 0.0 | 0 | 2.7 | 18.9 | 0.0 | 0.0 | 0.0 | 0.0 | |
| VMP-48-30 | 5/21/2025 | 10:21 | -1.15 | -1.16 | 0.0 | 0 | 2.7 | 18.6 | 0.0 | 0.0 | 0.0 | 0.0 | |
| VMP-48-30 | 6/19/2025 | 12:13 | -1.18 | -1.15 | 0.0 | 0 | 2.4 | 18.0 | 0.0 | 0.0 | 0.0 | 0.0 | |
| VMP-48-30 | 6/19/2025 | 12:13 | NM | NM | 0.0 | 0 | 2.4 | 18.0 | 0.0 | 0.0 | 0.0 | 0.0 | Duplicate sample. |
| VMP-48-30 | 7/17/2025 | 09:08 | -0.31 | -0.32 | 0.0 | 0 | 4.0 | 15.9 | 0.0 | 0.0 | 0.0 | 0.0 | |
| VMP-48-30 | 8/21/2025 | 11:33 | -1.09 | 0.00 | 0.0 | 0 | 2.8 | 16.7 | 0.0 | 0.0 | 0.0 | 0.0 | |
| VMP-48-30 | 9/18/2025 | 10:39 | -1.12 | 0.00 | 0.0 | 0 | 3.4 | 16.0 | 0.0 | 0.0 | 0.0 | 0.0 | |
| VMP-48-30 | 10/24/2025 | 09:03 | -1.25 | -1.05 | 0.0 | 0 | 4.1 | 17.9 | 0.0 | 0.0 | 0.0 | 0.0 | |
| VMP-48-30 | 11/25/2025 | 12:25 | -0.72 | -0.80 | 0.0 | 0 | 3.9 | 17.0 | 0.0 | 0.0 | 0.0 | 0.0 | |
| VMP-48-30 | 12/18/2025 | 13:13 | NM | NM | NM | NM | NM | NM | NM | NM | NM | NM | Not sampled. Area flooded. |
| VMP-49-5 | 1/29/2025 | 14:10 | -0.24 | -0.12 | 0.0 | 0 | 0.2 | 20.8 | 0.0 | 0.0 | 0.0 | 0.0 | |
| VMP-49-5 | 2/27/2025 | 11:30 | -0.15 | 0.00 | 0.0 | 0 | 0.5 | 20.7 | 0.0 | 0.0 | 0.0 | 0.0 | |
| VMP-49-5 | 3/20/2025 | 13:20 | 0.00 | 0.00 | 0.0 | 0 | 0.6 | 20.3 | 0.0 | 0.0 | 0.0 | 0.0 | |
| VMP-49-5 | 4/22/2025 | 11:42 | 0.00 | -0.14 | 0.0 | 0 | 0.9 | 20.0 | 0.0 | 0.0 | 0.0 | 0.0 | |
| VMP-49-5 | 5/21/2025 | 11:43 | -0.26 | -0.17 | 0.0 | 0 | 1.9 | 18.9 | 0.0 | 0.0 | 0.0 | 0.0 | |
| VMP-49-5 | 6/19/2025 | 10:55 | -0.14 | -0.20 | 0.0 | 0 | 2.3 | 18.4 | 1.6 | 0.0 | 0.0 | 0.0 | |
| VMP-49-5 | 7/17/2025 | 09:53 | -0.06 | -0.07 | 0.0 | 0 | 2.7 | 17.9 | 0.0 | 0.0 | 0.0 | 0.0 | |
| VMP-49-5 | 8/21/2025 | 13:00 | -0.43 | -0.16 | 0.0 | 0 | 3.1 | 17.6 | 0.7 | 0.0 | 0.0 | 0.0 | |
| VMP-49-5 | 9/18/2025 | 10:30 | -0.04 | -0.04 | 0.0 | 0 | 2.4 | 18.8 | 0.0 | 0.0 | 0.0 | 0.0 | |
| VMP-49-5 | 10/24/2025 | 09:04 | -0.16 | -0.13 | 0.0 | 0 | 1.8 | 19.2 | 0.0 | 0.0 | 0.0 | 0.0 | |
| VMP-49-5 | 11/25/2025 | 12:21 | -0.10 | -0.16 | 0.0 | 0 | 1.3 | 19.9 | 0.0 | 0.0 | 0.0 | 0.0 | |
| VMP-49-5 | 12/17/2025 | 14:06 | 0.00 | 0.33 | 0.0 | 0 | 1.2 | 19.8 | 0.0 | 0.0 | 0.0 | 0.0 | |

SEE LAST PAGE OF TABLE FOR NOTES

**TABLE 9**
**SVE SYSTEM MONTHLY MONITORING - VMP SAMPLING DATA**

| Sample ID | Date | Initial Reading Time (24-Hour) | Vacuum/Pressure | | Fixed Gases | | | | Soil Vapor Concentrations | | | | Comments |
|---|---|---|---|---|---|---|---|---|---|---|---|---|---|
| | | | Initial Reading (Inches of $H_2O$) | Stabilized Reading (Inches of $H_2O$) | $CH_4$ (%) | LEL (%) | $CO_2$ (%) | $O_2$ (%) | PID (ppmv) | THC (ppmv) | $CH_4$ (ppmv) | PHC (ppmv) | |
| VMP-49-10 | 1/29/2025 | 14:10 | -0.11 | -0.09 | 0.0 | 0 | 0.7 | 20.4 | 0.0 | 0.0 | 0.0 | 0.0 | |
| VMP-49-10 | 2/27/2025 | 11:31 | -0.17 | -0.15 | 0.0 | 0 | 0.6 | 20.5 | 0.0 | 0.0 | 0.0 | 0.0 | |
| VMP-49-10 | 3/20/2025 | 13:21 | -0.22 | -0.17 | 0.0 | 0 | 0.7 | 20.1 | 0.0 | 0.0 | 0.0 | 0.0 | |
| VMP-49-10 | 4/22/2025 | 11:43 | 0.00 | -0.11 | 0.0 | 0 | 1.2 | 19.2 | 0.0 | 0.0 | 0.0 | 0.0 | |
| VMP-49-10 | 5/21/2025 | 11:44 | -0.22 | -0.16 | 0.0 | 0 | 2.6 | 17.5 | 0.0 | 0.0 | 0.0 | 0.0 | |
| VMP-49-10 | 6/19/2025 | 10:56 | -0.10 | -0.14 | 0.0 | 0 | 3.7 | 16.9 | 0.0 | 0.0 | 0.0 | 0.0 | |
| VMP-49-10 | 7/17/2025 | 09:54 | -0.05 | -0.05 | 0.0 | 0 | 3.6 | 16.1 | 0.0 | 0.0 | 0.0 | 0.0 | |
| VMP-49-10 | 8/21/2025 | 13:01 | -0.13 | -0.11 | 0.0 | 0 | 5.0 | 15.1 | 1.9 | 0.0 | 0.0 | 0.0 | |
| VMP-49-10 | 9/18/2025 | 10:31 | -0.03 | -0.02 | 0.0 | 0 | 4.6 | 17.2 | 0.3 | 0.0 | 0.0 | 0.0 | |
| VMP-49-10 | 10/24/2025 | 09:05 | -0.09 | 0.00 | 0.0 | 0 | 2.6 | 18.4 | 0.0 | 0.0 | 0.0 | 0.0 | |
| VMP-49-10 | 11/25/2025 | 12:22 | 0.00 | -0.12 | 0.0 | 0 | 1.6 | 19.7 | 0.0 | 0.0 | 0.0 | 0.0 | |
| VMP-49-10 | 12/17/2025 | 14:07 | 0.00 | 0.00 | 0.0 | 0 | 1.4 | 19.6 | 0.0 | 0.0 | 0.0 | 0.0 | |
| VMP-49-20 | 1/29/2025 | 14:10 | 0.00 | 0.00 | 0.0 | 0 | 0.4 | 20.7 | 0.0 | 0.0 | 0.0 | 0.0 | |
| VMP-49-20 | 2/27/2025 | 11:32 | 0.00 | 0.00 | 0.0 | 0 | 0.4 | 20.7 | 0.0 | 0.0 | 0.0 | 0.0 | |
| VMP-49-20 | 3/20/2025 | 13:22 | 0.00 | -0.21 | 0.0 | 0 | 0.6 | 20.3 | 0.0 | 0.0 | 0.0 | 0.0 | |
| VMP-49-20 | 4/22/2025 | 11:44 | 0.00 | -0.11 | 0.0 | 0 | 1.1 | 19.2 | 0.0 | 0.0 | 0.0 | 0.0 | |
| VMP-49-20 | 5/21/2025 | 11:45 | 0.00 | 0.00 | 0.0 | 0 | 2.6 | 17.8 | 0.0 | 0.0 | 0.0 | 0.0 | |
| VMP-49-20 | 6/19/2025 | 10:57 | -0.44 | 0.00 | 0.0 | 0 | 3.7 | 17.4 | 0.0 | 0.0 | 0.0 | 0.0 | |
| VMP-49-20 | 7/17/2025 | 09:55 | 0.00 | 0.00 | 0.0 | 0 | 3.5 | 16.0 | 0.0 | 0.0 | 0.0 | 0.0 | |
| VMP-49-20 | 8/21/2025 | 13:02 | 0.00 | 0.00 | 0.0 | 0 | 4.6 | 15.3 | 1.1 | 0.0 | 0.0 | 0.0 | |
| VMP-49-20 | 9/18/2025 | 10:32 | 0.00 | 0.00 | 0.0 | 0 | 4.6 | 16.7 | 0.8 | 0.0 | 0.0 | 0.0 | |
| VMP-49-20 | 10/24/2025 | 09:06 | 0.00 | 0.00 | 0.0 | 0 | 2.1 | 18.9 | 0.0 | 0.0 | 0.0 | 0.0 | |
| VMP-49-20 | 11/25/2025 | 12:23 | 0.00 | 0.00 | 0.0 | 0 | 1.0 | 20.0 | 0.0 | 0.0 | 0.0 | 0.0 | |
| VMP-49-20 | 12/17/2025 | 14:08 | 0.00 | 0.00 | 0.0 | 0 | 0.5 | 20.3 | 0.0 | 0.0 | 0.0 | 0.0 | |
| VMP-49-30 | 1/29/2025 | 14:10 | -0.37 | -0.33 | 0.0 | 0 | 0.5 | 20.6 | 0.0 | 0.0 | 0.0 | 0.0 | |
| VMP-49-30 | 2/27/2025 | 11:33 | -0.42 | 0.00 | 0.0 | 0 | 0.5 | 20.6 | 0.0 | 0.0 | 0.0 | 0.0 | |
| VMP-49-30 | 3/20/2025 | 13:23 | -0.51 | 0.00 | 0.0 | 0 | 0.5 | 20.5 | 0.0 | 0.0 | 0.0 | 0.0 | |
| VMP-49-30 | 4/22/2025 | 11:45 | -0.29 | -0.27 | 0.0 | 0 | 0.5 | 20.6 | 0.0 | 0.0 | 0.0 | 0.0 | |
| VMP-49-30 | 5/21/2025 | 11:46 | -0.61 | -0.49 | 0.0 | 0 | 0.7 | 20.3 | 0.0 | 0.0 | 0.0 | 0.0 | |
| VMP-49-30 | 6/19/2025 | 10:58 | -0.41 | -0.43 | 0.0 | 0 | 1.0 | 19.8 | 0.0 | 0.0 | 0.0 | 0.0 | |
| VMP-49-30 | 7/17/2025 | 09:56 | -0.13 | -0.16 | 0.0 | 0 | 1.3 | 19.4 | 0.0 | 0.0 | 0.0 | 0.0 | |
| VMP-49-30 | 8/21/2025 | 13:03 | 0.00 | -0.35 | 0.0 | 0 | 1.0 | 19.5 | 0.4 | 0.0 | 0.0 | 0.0 | |
| VMP-49-30 | 9/18/2025 | 10:33 | -0.12 | -0.10 | 0.0 | 0 | 1.4 | 19.5 | 0.0 | 0.0 | 0.0 | 0.0 | |
| VMP-49-30 | 10/24/2025 | 09:07 | -0.58 | -0.51 | 0.0 | 0 | 1.3 | 19.8 | 0.0 | 0.0 | 0.0 | 0.0 | |
| VMP-49-30 | 11/25/2025 | 12:24 | -0.51 | -0.45 | 0.0 | 0 | 1.1 | 19.8 | 0.0 | 0.0 | 0.0 | 0.0 | |
| VMP-49-30 | 12/17/2025 | 14:09 | 0.00 | 0.00 | 0.0 | 0 | 1.8 | 17.1 | 0.0 | 0.0 | 0.0 | 0.0 | |

**TABLE 9**
**SVE SYSTEM MONTHLY MONITORING - VMP SAMPLING DATA**

| Sample ID | Date | Initial Reading Time (24-Hour) | Vacuum/Pressure | | Fixed Gases | | | | Soil Vapor Concentrations | | | | Comments |
|---|---|---|---|---|---|---|---|---|---|---|---|---|---|
| | | | Initial Reading (Inches of $H_2O$) | Stabilized Reading (Inches of $H_2O$) | $CH_4$ (%) | LEL (%) | $CO_2$ (%) | $O_2$ (%) | PID (ppmv) | THC (ppmv) | $CH_4$ (ppmv) | PHC (ppmv) | |
| VMP-50-5 | 1/29/2025 | 14:20 | 0.00 | 0.00 | 0.0 | 0 | 0.2 | 20.8 | 0.0 | 0.0 | 0.0 | 0.0 | |
| VMP-50-5 | 2/27/2025 | 13:23 | 0.00 | 0.00 | 0.0 | 0 | 0.1 | 20.8 | 0.0 | 0.0 | 0.0 | 0.0 | |
| VMP-50-5 | 3/20/2025 | 13:30 | 0.00 | 0.00 | 0.0 | 0 | 0.2 | 20.8 | 0.0 | 0.0 | 0.0 | 0.0 | |
| VMP-50-5 | 4/22/2025 | 09:35 | 0.00 | 0.00 | 0.0 | 0 | 0.3 | 20.6 | 0.2 | 3.2 | 1.1 | 2.1 | |
| VMP-50-5 | 5/21/2025 | 13:22 | 0.00 | 0.00 | 0.0 | 0 | 0.6 | 20.5 | 0.0 | 0.0 | 0.0 | 0.0 | |
| VMP-50-5 | 6/19/2025 | 08:35 | 0.00 | 0.00 | 0.0 | 0 | 0.6 | 20.2 | 0.0 | 0.0 | 0.0 | 0.0 | |
| VMP-50-5 | 7/17/2025 | 08:30 | -0.12 | -0.09 | 0.0 | 0 | 0.7 | 20.2 | 0.0 | 0.0 | 0.0 | 0.0 | |
| VMP-50-5 | 8/21/2025 | 12:47 | 0.00 | 0.00 | 0.0 | 0 | 1.2 | 19.8 | 0.0 | 0.0 | 0.0 | 0.0 | |
| VMP-50-5 | 9/18/2025 | 08:25 | -0.02 | 0.00 | 0.0 | 0 | 1.0 | 19.8 | 0.0 | 0.0 | 0.0 | 0.0 | |
| VMP-50-5 | 10/23/2025 | 12:16 | 0.00 | 0.00 | 0.0 | 0 | 0.4 | 20.6 | 0.0 | 0.0 | 0.0 | 0.0 | |
| VMP-50-5 | 11/25/2025 | 09:10 | 0.00 | 0.00 | 0.0 | 0 | 0.2 | 20.8 | 0.0 | 0.0 | 0.0 | 0.0 | |
| VMP-50-5 | 12/17/2025 | 11:11 | 0.00 | 0.00 | 0.0 | 0 | 0.1 | 20.9 | 0.0 | 0.0 | 0.0 | 0.0 | |
| VMP-50-10 | 1/29/2025 | 14:21 | -0.21 | -0.24 | 0.0 | 0 | 0.3 | 20.8 | 0.0 | 0.0 | 0.0 | 0.0 | |
| VMP-50-10 | 2/27/2025 | 13:24 | -0.13 | -0.13 | 0.0 | 0 | 0.2 | 20.7 | 0.0 | 0.0 | 0.0 | 0.0 | |
| VMP-50-10 | 3/20/2025 | 13:31 | -0.24 | -0.25 | 0.0 | 0 | 0.2 | 20.6 | 0.0 | 0.0 | 0.0 | 0.0 | |
| VMP-50-10 | 4/22/2025 | 09:36 | -0.17 | -0.14 | 0.0 | 0 | 0.4 | 20.6 | 0.0 | 0.0 | 0.0 | 0.0 | |
| VMP-50-10 | 4/22/2025 | 14:32 | -0.19 | NM | 0.0 | 0 | 0.3 | 20.5 | 0.0 | 0.0 | 0.0 | 0.0 | Re-sampled due to non-zero FID reading in duplicate. |
| VMP-50-10 | 4/22/2025 | 09:36 | NM | NM | 0.0 | 0 | 0.4 | 20.5 | 0.3 | 4.0 | 0.0 | 4.0 | Duplicate sample. |
| VMP-50-10 | 5/22/2025 | 13:23 | -0.12 | 0.00 | 0.0 | 0 | 0.7 | 20.1 | 0.0 | 0.0 | 0.0 | 0.0 | |
| VMP-50-10 | 6/19/2025 | 08:36 | -0.21 | -0.16 | 0.0 | 0 | 0.9 | 19.6 | 0.0 | 0.0 | 0.0 | 0.0 | |
| VMP-50-10 | 7/17/2025 | 08:31 | -0.27 | -0.22 | 0.0 | 0 | 1.5 | 19.3 | 0.0 | 0.0 | 0.0 | 0.0 | |
| VMP-50-10 | 8/21/2025 | 12:48 | -0.09 | -0.10 | 0.0 | 0 | 1.9 | 18.9 | 0.0 | 0.0 | 0.0 | 0.0 | |
| VMP-50-10 | 9/18/2025 | 08:26 | -0.05 | -0.03 | 0.0 | 0 | 1.6 | 19.2 | 0.0 | 0.0 | 0.0 | 0.0 | |
| VMP-50-10 | 10/23/2025 | 12:17 | -0.16 | -0.13 | 0.0 | 0 | 1.0 | 20.1 | 0.0 | 0.0 | 0.0 | 0.0 | |
| VMP-50-10 | 10/23/2025 | 12:17 | NM | NM | 0.0 | 0 | 1.0 | 20.1 | 0.0 | 0.0 | 0.0 | 0.0 | Duplicate sample. |
| VMP-50-10 | 11/25/2025 | 09:11 | 0.00 | -0.13 | 0.0 | 0 | 0.5 | 20.5 | 0.0 | 0.0 | 0.0 | 0.0 | |
| VMP-50-10 | 12/17/2025 | 11:12 | 0.00 | 0.00 | 0.0 | 0 | 0.5 | 20.3 | 0.0 | 0.0 | 0.0 | 0.0 | |
| VMP-50-20 | 1/29/2025 | 14:22 | -1.35 | -1.32 | 0.0 | 0 | 0.7 | 20.6 | 0.0 | 0.0 | 0.0 | 0.0 | |
| VMP-50-20 | 2/27/2025 | 13:25 | -1.11 | -0.95 | 0.0 | 0 | 0.5 | 20.6 | 0.0 | 0.0 | 0.0 | 0.0 | |
| VMP-50-20 | 3/20/2025 | 13:32 | -1.45 | -1.46 | 0.0 | 0 | 0.4 | 20.6 | 0.0 | 0.0 | 0.0 | 0.0 | |
| VMP-50-20 | 4/22/2025 | 09:27 | -1.27 | -1.21 | 0.0 | 0 | 0.5 | 20.5 | 0.0 | 0.0 | 0.0 | 0.0 | |
| VMP-50-20 | 5/21/2025 | 13:24 | -0.98 | -0.92 | 0.0 | 0 | 0.9 | 19.9 | 0.0 | 0.0 | 0.0 | 0.0 | |
| VMP-50-20 | 6/19/2025 | 08:37 | -0.89 | -0.84 | 0.0 | 0 | 1.2 | 19.3 | 0.0 | 0.0 | 0.0 | 0.0 | |
| VMP-50-20 | 7/17/2025 | 08:32 | -1.07 | -0.97 | 0.0 | 0 | 1.7 | 18.9 | 0.0 | 0.0 | 0.0 | 0.0 | |
| VMP-50-20 | 8/21/2025 | 12:49 | NM | NM | NM | NM | NM | NM | NM | NM | NM | NM | Screen submerged. |
| VMP-50-20 | 9/18/2025 | 08:27 | -0.20 | -0.17 | 0.0 | 0 | 2.0 | 18.9 | 0.0 | 0.0 | 0.0 | 0.0 | |
| VMP-50-20 | 9/18/2025 | 08:27 | NM | NM | 0.0 | 0 | 2.0 | 18.9 | 0.0 | 0.0 | 0.0 | 0.0 | Duplicate sample. |
| VMP-50-20 | 10/23/2025 | 12:18 | -0.92 | -0.89 | 0.0 | 0 | 1.6 | 19.7 | 0.0 | 0.0 | 0.0 | 0.0 | |
| VMP-50-20 | 11/25/2025 | 09:12 | -0.97 | -0.89 | 0.0 | 0 | 1.0 | 20.3 | 0.0 | 0.0 | 0.0 | 0.0 | |
| VMP-50-20 | 12/17/2025 | 11:13 | 0.00 | -0.33 | 0.0 | 0 | 1.6 | 19.6 | 0.0 | 0.0 | 0.0 | 0.0 | |

**TABLE 9**
**SVE SYSTEM MONTHLY MONITORING - VMP SAMPLING DATA**

| Sample ID | Date | Initial Reading Time (24-Hour) | Vacuum/Pressure | | Fixed Gases | | | | Soil Vapor Concentrations | | | | Comments |
|---|---|---|---|---|---|---|---|---|---|---|---|---|---|
| | | | Initial Reading (Inches of $H_2O$) | Stabilized Reading (Inches of $H_2O$) | $CH_4$ (%) | LEL (%) | $CO_2$ (%) | $O_2$ (%) | PID (ppmv) | THC (ppmv) | $CH_4$ (ppmv) | PHC (ppmv) | |
| VMP-50-30 | 1/29/2025 | 14:23 | 0.00 | -0.83 | 0.0 | 0 | 2.9 | 18.4 | 0.0 | 4.4 | 4.2 | 0.2 | |
| VMP-50-30 | 2/27/2025 | 13:26 | -0.67 | -0.63 | 0.0 | 0 | 3.1 | 18.2 | 0.0 | 5.7 | 5.5 | 0.2 | |
| VMP-50-30 | 3/20/2025 | 13:33 | -1.20 | -1.15 | 0.0 | 0 | 2.7 | 18.4 | 0.1 | 5.7 | 5.3 | 0.4 | |
| VMP-50-30 | 4/22/2025 | 09:38 | -0.75 | -0.69 | 0.0 | 0 | 2.6 | 18.2 | 0.0 | 6.2 | 4.7 | 1.5 | |
| VMP-50-30 | 5/21/2025 | 13:25 | -0.81 | -0.73 | 0.0 | 0 | 2.9 | 18.0 | 0.0 | 5.4 | 4.7 | 0.7 | |
| VMP-50-30 | 6/19/2025 | 08:38 | -1.14 | -0.96 | 0.0 | 0 | 2.8 | 17.6 | 0.0 | 5.1 | 4.6 | 0.5 | |
| VMP-50-30 | 7/17/2025 | 08:33 | -0.99 | -0.91 | 0.0 | 0 | 2.7 | 17.1 | 0.0 | 6.7 | 6.2 | 0.5 | |
| VMP-50-30 | 8/21/2025 | 12:50 | -0.47 | -0.53 | 0.0 | 0 | 2.7 | 17.0 | 0.0 | 6.1 | 5.8 | 0.3 | |
| VMP-50-30 | 9/18/2025 | 08:28 | -0.20 | -0.17 | 0.0 | 0 | 3.2 | 16.7 | 0.0 | 6.6 | 5.8 | 0.8 | |
| VMP-50-30 | 10/23/2025 | 12:19 | -0.62 | -0.39 | 0.0 | 0 | 3.6 | 16.8 | 0.0 | 5.5 | 5.2 | 0.3 | |
| VMP-50-30 | 11/25/2025 | 09:13 | -0.98 | -0.86 | 0.0 | 0 | 3.4 | 17.4 | 0.0 | 6.3 | 6.3 | 0.0 | |
| VMP-50-30 | 12/17/2025 | 11:14 | -0.11 | -0.27 | 0.0 | 0 | 4.1 | 16.1 | 0.0 | 2.5 | 1.9 | 0.6 | |
| VMP-51-5 | 1/29/2025 | 13:55 | 0.00 | 0.00 | 0.0 | 0 | 0.5 | 20.6 | 0.0 | 0.0 | 0.0 | 0.0 | |
| VMP-51-5 | 2/27/2025 | 13:42 | 0.00 | 0.00 | 0.0 | 0 | 0.4 | 20.5 | 0.0 | 0.0 | 0.0 | 0.0 | |
| VMP-51-5 | 3/20/2025 | 11:54 | 0.00 | 0.00 | 0.0 | 0 | 0.5 | 20.7 | 0.0 | 0.0 | 0.0 | 0.0 | |
| VMP-51-5 | 4/22/2025 | 09:08 | 0.00 | 0.00 | 0.0 | 0 | 0.9 | 19.7 | 0.2 | 3.0 | 0.6 | 2.4 | |
| VMP-51-5 | 5/22/2025 | 12:00 | 0.00 | 0.00 | 0.0 | 0 | 1.4 | 19.8 | 0.0 | 0.0 | 0.0 | 0.0 | |
| VMP-51-5 | 6/19/2025 | 08:15 | 0.00 | 0.00 | 0.0 | 0 | 2.1 | 18.6 | 0.0 | 0.0 | 0.0 | 0.0 | |
| VMP-51-5 | 7/16/2025 | 13:33 | 0.00 | 0.00 | 0.0 | 0 | 3.8 | 16.3 | 0.0 | 0.0 | 0.0 | 0.0 | |
| VMP-51-5 | 8/21/2025 | 10:46 | 0.00 | 0.00 | 0.0 | 0 | 3.7 | 17.0 | 0.0 | 0.0 | 0.0 | 0.0 | |
| VMP-51-5 | 9/17/2025 | 13:15 | 0.00 | 0.00 | 0.0 | 0 | 4.0 | 17.8 | 0.0 | 0.0 | 0.0 | 0.0 | |
| VMP-51-5 | 10/23/2025 | 11:05 | 0.00 | 0.00 | 0.0 | 0 | 2.5 | 18.7 | 0.0 | 0.0 | 0.0 | 0.0 | |
| VMP-51-5 | 11/24/2025 | 13:37 | 0.00 | 0.00 | 0.0 | 0 | 1.7 | 19.8 | 0.0 | 0.0 | 0.0 | 0.0 | |
| VMP-51-5 | 12/17/2025 | 10:45 | 0.00 | 0.00 | 0.0 | 0 | 1.0 | 20.2 | 0.0 | 0.0 | 0.0 | 0.0 | |
| VMP-51-10 | 1/29/2025 | 13:56 | 0.00 | 0.00 | 0.0 | 0 | 0.8 | 20.4 | 0.0 | 0.0 | 0.0 | 0.0 | |
| VMP-51-10 | 2/27/2025 | 13:43 | 0.00 | 0.00 | 0.0 | 0 | 0.6 | 20.3 | 0.0 | 0.0 | 0.0 | 0.0 | |
| VMP-51-10 | 3/20/2025 | 11:55 | 0.00 | 0.00 | 0.0 | 0 | 0.6 | 20.4 | 0.0 | 0.0 | 0.0 | 0.0 | |
| VMP-51-10 | 4/22/2025 | 09:09 | 0.00 | 0.00 | 0.0 | 0 | 0.9 | 19.7 | 0.0 | 0.0 | 0.0 | 0.0 | |
| VMP-51-10 | 5/22/2025 | 12:01 | 0.00 | 0.00 | 0.0 | 0 | 1.5 | 18.5 | 0.0 | 0.0 | 0.0 | 0.0 | |
| VMP-51-10 | 6/19/2025 | 08:16 | -0.12 | 0.00 | 0.0 | 0 | 2.5 | 17.7 | 0.0 | 0.0 | 0.0 | 0.0 | |
| VMP-51-10 | 7/16/2025 | 13:34 | 0.00 | -0.13 | 0.0 | 0 | 3.3 | 17.2 | 0.0 | 0.0 | 0.0 | 0.0 | |
| VMP-51-10 | 8/21/2025 | 10:47 | 0.00 | 0.00 | 0.0 | 0 | 4.2 | 16.8 | 0.0 | 0.0 | 0.0 | 0.0 | |
| VMP-51-10 | 9/17/2025 | 13:16 | 0.00 | 0.00 | 0.0 | 0 | 4.2 | 17.6 | 0.0 | 0.0 | 0.0 | 0.0 | |
| VMP-51-10 | 9/17/2025 | 13:16 | NM | NM | 0.0 | 0 | 4.1 | 17.6 | 0.0 | 0.0 | 0.0 | 0.0 | Duplicate sample. |
| VMP-51-10 | 10/23/2025 | 11:06 | 0.00 | 0.00 | 0.0 | 0 | 3.4 | 18.2 | 0.0 | 0.0 | 0.0 | 0.0 | |
| VMP-51-10 | 11/24/2025 | 13:38 | 0.00 | 0.00 | 0.0 | 0 | 2.3 | 19.5 | 0.0 | 0.0 | 0.0 | 0.0 | |
| VMP-51-10 | 12/17/2025 | 10:46 | 0.00 | 0.00 | 0.0 | 0 | 1.6 | 19.6 | 0.0 | 0.0 | 0.0 | 0.0 | |

**TABLE 9**
**SVE SYSTEM MONTHLY MONITORING - VMP SAMPLING DATA**

| Sample ID | Date | Initial Reading Time (24-Hour) | Vacuum/Pressure | | Fixed Gases | | | | Soil Vapor Concentrations | | | | Comments |
|---|---|---|---|---|---|---|---|---|---|---|---|---|---|
| | | | Initial Reading (Inches of $H_2O$) | Stabilized Reading (Inches of $H_2O$) | $CH_4$ (%) | LEL (%) | $CO_2$ (%) | $O_2$ (%) | PID (ppmv) | THC (ppmv) | $CH_4$ (ppmv) | PHC (ppmv) | |
| VMP-51-20 | 1/29/2025 | 15:37 | 0.00 | 0.00 | 0.0 | 0 | 1.8 | 19.3 | 0.0 | 0.0 | 0.0 | 0.0 | |
| VMP-51-20 | 2/27/2025 | 13:44 | 0.28 | 0.00 | 0.0 | 0 | 1.7 | 19.2 | 0.0 | 0.0 | 0.0 | 0.0 | |
| VMP-51-20 | 3/20/2025 | 11:55 | 0.00 | 0.00 | 0.0 | 0 | 1.4 | 19.6 | 0.0 | 0.0 | 0.0 | 0.0 | |
| VMP-51-20 | 4/22/2025 | 09:10 | -0.12 | 0.00 | 0.0 | 0 | 1.5 | 19.3 | 0.0 | 0.0 | 0.0 | 0.0 | |
| VMP-51-20 | 5/22/2025 | 12:02 | 0.00 | 0.00 | 0.0 | 0 | 1.7 | 18.8 | 0.0 | 0.0 | 0.0 | 0.0 | |
| VMP-51-20 | 6/19/2025 | 08:17 | -0.26 | -0.16 | 0.0 | 0 | 2.0 | 18.1 | 0.0 | 0.0 | 0.0 | 0.0 | |
| VMP-51-20 | 7/16/2025 | 13:35 | 0.00 | -0.12 | 0.0 | 0 | 2.3 | 17.9 | 0.0 | 0.0 | 0.0 | 0.0 | |
| VMP-51-20 | 8/21/2025 | 10:48 | -0.24 | 0.00 | 0.0 | 0 | 3.0 | 17.4 | 0.0 | 0.0 | 0.0 | 0.0 | |
| VMP-51-20 | 9/17/2025 | 13:17 | 0.00 | 0.00 | 0.0 | 0 | 3.1 | 17.4 | 0.0 | 0.0 | 0.0 | 0.0 | |
| VMP-51-20 | 10/23/2025 | 11:07 | -0.09 | -0.39 | 0.0 | 0 | 3.0 | 17.9 | 0.3 | 0.0 | 0.0 | 0.0 | |
| VMP-51-20 | 10/23/2025 | 11:07 | NM | NM | 0.0 | 0 | 3.3 | 17.5 | 0.4 | 0.0 | 0.0 | 0.0 | Duplicate sample. |
| VMP-51-20 | 11/24/2025 | 13:39 | 0.00 | 0.00 | 0.0 | 0 | 3.2 | 18.0 | 0.0 | 0.0 | 0.0 | 0.0 | |
| VMP-51-20 | 12/17/2025 | 11:13 | 0.00 | -0.33 | 0.0 | 0 | 3.0 | 18.1 | 0.0 | 0.0 | 0.0 | 0.0 | |
| VMP-51-30 | 1/29/2025 | 13:58 | 0.00 | 0.00 | 0.0 | 0 | 2.8 | 18.6 | 0.0 | 0.0 | 0.0 | 0.0 | |
| VMP-51-30 | 2/27/2025 | 13:45 | 0.00 | 0.00 | 0.0 | 0 | 2.6 | 18.6 | 0.0 | 0.0 | 0.0 | 0.0 | |
| VMP-51-30 | 3/20/2025 | 11:57 | -0.32 | -0.27 | 0.0 | 0 | 2.4 | 18.8 | 0.0 | 0.0 | 0.0 | 0.0 | |
| VMP-51-30 | 4/22/2025 | 09:11 | -0.11 | 0.00 | 0.0 | 0 | 2.3 | 18.7 | 0.0 | 0.0 | 0.0 | 0.0 | |
| VMP-51-30 | 5/22/2025 | 12:03 | -0.19 | 0.00 | 0.0 | 0 | 2.4 | 18.5 | 0.0 | 0.0 | 0.0 | 0.0 | |
| VMP-51-30 | 5/22/2025 | 12:03 | NM | NM | 0.0 | 0 | 2.3 | 18.6 | 0.0 | 0.0 | 0.0 | 0.0 | Duplicate sample. |
| VMP-51-30 | 6/19/2025 | 08:18 | -0.66 | -0.29 | 0.0 | 0 | 2.4 | 18.0 | 0.0 | 0.0 | 0.0 | 0.0 | |
| VMP-51-30 | 7/16/2025 | 13:36 | 0.30 | 0.00 | 0.0 | 0 | 2.5 | 17.7 | 0.0 | 0.0 | 0.0 | 0.0 | |
| VMP-51-30 | 8/21/2025 | 10:49 | -0.17 | 0.00 | 0.0 | 0 | 3.1 | 17.1 | 0.0 | 0.0 | 0.0 | 0.0 | |
| VMP-51-30 | 8/21/2025 | 10:49 | NM | NM | 0.0 | 0 | 2.9 | 17.3 | 0.0 | 0.0 | 0.0 | 0.0 | Duplicate sample. |
| VMP-51-30 | 9/17/2025 | 13:18 | 0.00 | 0.00 | 0.0 | 0 | 3.3 | 17.0 | 0.0 | 0.0 | 0.0 | 0.0 | |
| VMP-51-30 | 10/23/2025 | 11:08 | 0.00 | 0.22 | 0.0 | 0 | 3.6 | 17.0 | 0.0 | 0.0 | 0.0 | 0.0 | |
| VMP-51-30 | 11/24/2025 | 13:40 | 0.09 | 0.00 | 0.0 | 0 | 3.6 | 17.3 | 0.0 | 0.0 | 0.0 | 0.0 | |
| VMP-51-30 | 12/17/2025 | 10:48 | 0.00 | 0.09 | 0.0 | 0 | 3.6 | 17.4 | 0.0 | 0.0 | 0.0 | 0.0 | |
| VMP-52-5 | 1/29/2025 | 13:00 | 0.00 | 0.00 | 0.0 | 0 | 0.7 | 19.8 | 0.0 | 0.0 | 0.0 | 0.0 | |
| VMP-52-5 | 2/26/2025 | 12:48 | 0.00 | 0.00 | 0.0 | 0 | 0.8 | 20.0 | 0.0 | 0.0 | 0.0 | 0.0 | |
| VMP-52-5 | 3/20/2025 | 11:15 | 0.00 | 0.00 | 0.0 | 0 | 1.0 | 19.7 | 0.0 | 0.0 | 0.0 | 0.0 | |
| VMP-52-5 | 3/20/2025 | 11:15 | NM | NM | 0.0 | 0 | 1.0 | 19.7 | 0.0 | 0.0 | 0.0 | 0.0 | Duplicate sample. |
| VMP-52-5 | 4/21/2025 | 13:48 | 0.00 | 0.00 | 0.0 | 0 | 1.5 | 18.0 | 0.0 | 0.0 | 0.0 | 0.0 | |
| VMP-52-5 | 5/22/2025 | 12:30 | 0.00 | 0.00 | 0.0 | 0 | 3.5 | 15.2 | 0.0 | 0.0 | 0.0 | 0.0 | |
| VMP-52-5 | 6/18/2025 | 14:00 | 0.00 | 0.00 | 0.0 | 0 | 5.5 | 13.6 | 0.0 | 0.0 | 0.0 | 0.0 | |
| VMP-52-5 | 7/16/2025 | 12:19 | 0.00 | 0.00 | 0.0 | 0 | 3.6 | 13.4 | 0.0 | 0.0 | 0.0 | 0.0 | |
| VMP-52-5 | 8/21/2025 | 08:49 | 0.00 | 0.00 | 0.0 | 0 | 7.7 | 13.1 | 0.0 | 0.0 | 0.0 | 0.0 | |
| VMP-52-5 | 9/17/2025 | 12:10 | 0.00 | 0.00 | 0.0 | 0 | 6.0 | 16.6 | 0.0 | 0.0 | 0.0 | 0.0 | |
| VMP-52-5 | 10/22/2025 | 13:01 | 0.00 | 0.00 | 0.0 | 0 | 3.2 | 18.0 | 0.2 | 0.0 | 0.0 | 0.0 | |
| VMP-52-5 | 11/24/2025 | 12:57 | 0.00 | 0.00 | 0.0 | 0 | 2.0 | 19.0 | 0.0 | 0.0 | 0.0 | 0.0 | |
| VMP-52-5 | 12/17/2025 | 08:58 | 0.00 | 0.00 | 0.0 | 0 | 0.8 | 20.0 | 0.0 | 0.0 | 0.0 | 0.0 | |

**TABLE 9**
**SVE SYSTEM MONTHLY MONITORING - VMP SAMPLING DATA**

| Sample ID | Date | Initial Reading Time (24-Hour) | Vacuum/Pressure | | Fixed Gases | | | | Soil Vapor Concentrations | | | | Comments |
|---|---|---|---|---|---|---|---|---|---|---|---|---|---|
| | | | Initial Reading (Inches of $H_2O$) | Stabilized Reading (Inches of $H_2O$) | $CH_4$ (%) | LEL (%) | $CO_2$ (%) | $O_2$ (%) | PID (ppmv) | THC (ppmv) | $CH_4$ (ppmv) | PHC (ppmv) | |
| VMP-52-10 | 1/29/2025 | 13:01 | -0.33 | 0.00 | 0.0 | 0 | 3.1 | 16.6 | 0.0 | 0.0 | 0.0 | 0.0 | |
| VMP-52-10 | 2/26/2025 | 12:49 | -0.16 | 0.00 | 0.0 | 0 | 2.8 | 17.7 | 0.0 | 0.0 | 0.0 | 0.0 | |
| VMP-52-10 | 3/20/2025 | 11:16 | 0.00 | 0.00 | 0.0 | 0 | 2.5 | 17.8 | 0.0 | 0.0 | 0.0 | 0.0 | |
| VMP-52-10 | 4/21/2025 | 13:51 | NM | NM | NM | NM | NM | NM | NM | NM | NM | NM | Screen submerged. |
| VMP-52-10 | 5/22/2025 | 12:31 | 0.00 | 0.00 | 0.0 | 0 | 2.8 | 14.8 | 0.0 | 0.0 | 0.0 | 0.0 | |
| VMP-52-10 | 6/18/2025 | 14:01 | 0.00 | 0.00 | 0.0 | 0 | 4.4 | 14.4 | 0.0 | 0.0 | 0.0 | 0.0 | |
| VMP-52-10 | 7/16/2025 | 12:20 | NM | NM | NM | NM | NM | NM | NM | NM | NM | NM | Screen submerged. |
| VMP-52-10 | 8/21/2025 | 08:50 | 0.00 | 0.00 | 0.0 | 0 | 7.0 | 11.4 | 0.0 | 0.0 | 0.0 | 0.0 | |
| VMP-52-10 | 8/21/2025 | 08:50 | NM | NM | 0.0 | 0 | 6.9 | 11.3 | 0.0 | 0.0 | 0.0 | 0.0 | Duplicate sample. |
| VMP-52-10 | 9/17/2025 | 12:11 | 0.00 | 0.00 | 0.0 | 0 | 6.5 | 13.0 | 0.0 | 0.0 | 0.0 | 0.0 | |
| VMP-52-10 | 10/22/2025 | 13:02 | 0.00 | 0.00 | 0.0 | 0 | 5.8 | 15.2 | 0.0 | 0.0 | 0.0 | 0.0 | |
| VMP-52-10 | 11/24/2025 | 12:58 | -0.19 | 0.00 | 0.0 | 0 | 6.9 | 15.1 | 0.0 | 0.0 | 0.0 | 0.0 | |
| VMP-52-10 | 12/17/2025 | 08:59 | 0.00 | 0.00 | 0.0 | 0 | 6.1 | 16.6 | 0.0 | 0.0 | 0.0 | 0.0 | |
| VMP-52-20 | 1/29/2025 | 13:02 | 0.12 | 0.00 | 0.0 | 0 | 6.6 | 12.0 | 0.0 | 0.0 | 0.0 | 0.0 | |
| VMP-52-20 | 2/26/2025 | 12:50 | 0.31 | 0.00 | 0.0 | 0 | 6.8 | 12.3 | 0.0 | 0.0 | 0.0 | 0.0 | |
| VMP-52-20 | 3/20/2025 | 11:17 | -0.32 | -0.37 | 0.0 | 0 | 6.7 | 12.3 | 0.0 | 0.0 | 0.0 | 0.0 | |
| VMP-52-20 | 4/21/2025 | 13:49 | 0.00 | 0.00 | 0.0 | 0 | 6.7 | 12.3 | 0.0 | 0.0 | 0.0 | 0.0 | |
| VMP-52-20 | 4/21/2025 | 13:49 | NM | NM | 0.0 | 0 | 6.7 | 12.4 | 0.0 | 0.0 | 0.0 | 0.0 | Duplicate sample. |
| VMP-52-20 | 5/22/2025 | 12:32 | 0.00 | 0.00 | 0.0 | 0 | 1.4 | 19.3 | 0.0 | 0.0 | 0.0 | 0.0 | |
| VMP-52-20 | 6/18/2025 | 14:02 | 0.00 | 0.00 | 0.0 | 0 | 1.3 | 19.5 | 0.0 | 0.0 | 0.0 | 0.0 | |
| VMP-52-20 | 7/16/2025 | 12:21 | 0.00 | 0.00 | 0.0 | 0 | 0.8 | 19.9 | 0.0 | 0.0 | 0.0 | 0.0 | |
| VMP-52-20 | 8/21/2025 | 08:51 | 0.21 | 0.33 | 0.0 | 0 | 6.3 | 12.8 | 0.5 | 0.0 | 0.0 | 0.0 | |
| VMP-52-20 | 9/17/2025 | 12:12 | -0.12 | 0.00 | 0.0 | 0 | 6.2 | 12.8 | 0.0 | 0.0 | 0.0 | 0.0 | |
| VMP-52-20 | 10/22/2025 | 13:03 | 0.00 | 0.00 | 0.0 | 0 | 6.5 | 12.5 | 0.0 | 0.0 | 0.0 | 0.0 | |
| VMP-52-20 | 11/24/2025 | 12:59 | 0.00 | 0.00 | 0.0 | 0 | 5.8 | 13.7 | 0.0 | 0.0 | 0.0 | 0.0 | |
| VMP-52-20 | 12/17/2025 | 09:00 | -0.12 | 0.00 | 0.0 | 0 | 7.1 | 12.1 | 0.0 | 0.0 | 0.0 | 0.0 | |
| VMP-52-30 | 1/29/2025 | 13:03 | 0.11 | 0.00 | 0.0 | 0 | 6.9 | 11.6 | 0.0 | 0.0 | 0.0 | 0.0 | |
| VMP-52-30 | 2/26/2025 | 12:51 | 0.00 | 0.00 | 0.0 | 0 | 7.3 | 11.7 | 0.0 | 0.0 | 0.0 | 0.0 | |
| VMP-52-30 | 3/20/2025 | 11:18 | -0.42 | -0.20 | 0.0 | 0 | 7.2 | 11.7 | 0.0 | 0.0 | 0.0 | 0.0 | |
| VMP-52-30 | 4/21/2025 | 13:50 | 0.00 | -0.09 | 0.0 | 0 | 7.2 | 11.6 | 0.0 | 0.0 | 0.0 | 0.0 | |
| VMP-52-30 | 5/22/2025 | 12:33 | 0.00 | 0.00 | 0.0 | 0 | 6.8 | 12.3 | 0.0 | 0.0 | 0.0 | 0.0 | |
| VMP-52-30 | 6/18/2025 | 14:03 | -0.09 | 0.00 | 0.0 | 0 | 7.0 | 12.0 | 0.0 | 0.0 | 0.0 | 0.0 | |
| VMP-52-30 | 7/16/2025 | 12:22 | 0.35 | 0.61 | 0.0 | 0 | 6.1 | 12.7 | 0.0 | 0.0 | 0.0 | 0.0 | |
| VMP-52-30 | 8/21/2025 | 08:52 | 0.20 | 0.29 | 0.0 | 0 | 6.7 | 12.4 | 0.0 | 0.0 | 0.0 | 0.0 | |
| VMP-52-30 | 9/17/2025 | 12:13 | 0.33 | 0.00 | 0.0 | 0 | 6.2 | 12.8 | 0.0 | 0.0 | 0.0 | 0.0 | |
| VMP-52-30 | 10/22/2025 | 13:04 | 0.10 | 0.00 | 0.0 | 0 | 7.0 | 11.9 | 0.0 | 0.0 | 0.0 | 0.0 | |
| VMP-52-30 | 10/22/2025 | 13:04 | NM | NM | 0.0 | 0 | 7.0 | 11.9 | 0.0 | 0.0 | 0.0 | 0.0 | Duplicate sample. |
| VMP-52-30 | 11/24/2025 | 13:00 | 0.00 | 0.00 | 0.0 | 0 | 7.0 | 11.8 | 0.0 | 0.0 | 0.0 | 0.0 | |
| VMP-52-30 | 12/17/2025 | 09:01 | -0.12 | 0.00 | 0.0 | 0 | 7.4 | 11.6 | 0.0 | 0.0 | 0.0 | 0.0 | |

**TABLE 9**
**SVE SYSTEM MONTHLY MONITORING - VMP SAMPLING DATA**

| Sample ID | Date | Initial Reading Time (24-Hour) | Vacuum/Pressure | | Fixed Gases | | | | Soil Vapor Concentrations | | | | Comments |
|---|---|---|---|---|---|---|---|---|---|---|---|---|---|
| | | | Initial Reading (Inches of $H_2O$) | Stabilized Reading (Inches of $H_2O$) | $CH_4$ (%) | LEL (%) | $CO_2$ (%) | $O_2$ (%) | PID (ppmv) | THC (ppmv) | $CH_4$ (ppmv) | PHC (ppmv) | |
| VMP-53-5 | 1/29/2025 | 10:25 | 0.00 | 0.00 | 0.0 | 0 | 0.3 | 20.6 | 0.1 | 0.4 | 0.4 | 0.0 | |
| VMP-53-5 | 2/26/2025 | 11:22 | 0.00 | 0.00 | 0.0 | 0 | 0.3 | 20.5 | 0.0 | 0.0 | 0.0 | 0.0 | |
| VMP-53-5 | 3/19/2025 | 12:00 | 0.00 | 0.00 | 0.0 | 0 | 0.4 | 20.6 | 0.0 | 0.0 | 0.0 | 0.0 | |
| VMP-53-5 | 4/21/2025 | 12:12 | 0.00 | 0.00 | 0.0 | 0 | 0.7 | 20.0 | 0.0 | 0.0 | 0.0 | 0.0 | |
| VMP-53-5 | 5/22/2025 | 13:24 | 0.00 | 0.00 | 0.0 | 0 | 1.0 | 19.9 | 0.0 | 0.0 | 0.0 | 0.0 | |
| VMP-53-5 | 5/22/2025 | 13:24 | NM | NM | 0.0 | 0 | 1.0 | 19.9 | 0.0 | 0.0 | 0.0 | 0.0 | Duplicate sample. |
| VMP-53-5 | 6/18/2025 | 11:55 | 0.00 | 0.00 | 0.0 | 0 | 1.2 | 19.7 | 0.0 | 0.0 | 0.0 | 0.0 | |
| VMP-53-5 | 7/16/2025 | 10:50 | 0.00 | 0.00 | 0.0 | 0 | 1.6 | 19.3 | 0.0 | 0.0 | 0.0 | 0.0 | |
| VMP-53-5 | 8/20/2025 | 12:52 | 0.00 | 0.00 | 0.0 | 0 | 1.5 | 19.3 | 0.4 | 0.0 | 0.0 | 0.0 | |
| VMP-53-5 | 9/17/2025 | 10:30 | 0.00 | 0.00 | 0.0 | 0 | 1.2 | 19.7 | 0.0 | 0.0 | 0.0 | 0.0 | |
| VMP-53-5 | 10/22/2025 | 10:34 | 0.00 | 0.00 | 0.0 | 0 | 1.0 | 20.1 | 0.0 | 0.0 | 0.0 | 0.0 | |
| VMP-53-5 | 11/24/2025 | 10:50 | 0.00 | 0.00 | 0.0 | 0 | 0.7 | 20.2 | 0.0 | 0.0 | 0.0 | 0.0 | |
| VMP-53-5 | 12/18/2025 | 11:00 | 0.00 | 0.00 | 0.0 | 0 | 0.3 | 20.7 | 0.0 | 0.0 | 0.0 | 0.0 | |
| VMP-53-10 | 1/29/2025 | 10:26 | 0.00 | 0.00 | 0.0 | 0 | 0.3 | 20.6 | 0.0 | 0.0 | 0.0 | 0.0 | |
| VMP-53-10 | 2/26/2025 | 11:23 | 0.00 | 0.00 | 0.0 | 0 | 0.3 | 20.5 | 0.0 | 0.0 | 0.0 | 0.0 | |
| VMP-53-10 | 3/19/2025 | 12:00 | 0.00 | 0.00 | 0.0 | 0 | 0.2 | 20.7 | 0.0 | 0.0 | 0.0 | 0.0 | |
| VMP-53-10 | 4/21/2025 | 12:13 | 0.00 | 0.00 | 0.0 | 0 | 0.4 | 20.5 | 0.0 | 0.0 | 0.0 | 0.0 | |
| VMP-53-10 | 5/22/2025 | 13:25 | 0.00 | 0.00 | 0.0 | 0 | 0.7 | 20.2 | 0.0 | 0.0 | 0.0 | 0.0 | |
| VMP-53-10 | 6/18/2025 | 11:56 | 0.00 | 0.00 | 0.0 | 0 | 1.0 | 20.0 | 0.0 | 0.0 | 0.0 | 0.0 | |
| VMP-53-10 | 7/16/2025 | 10:51 | -0.12 | 0.00 | 0.0 | 0 | 1.2 | 19.8 | 0.0 | 0.0 | 0.0 | 0.0 | |
| VMP-53-10 | 8/20/2025 | 12:53 | 0.00 | 0.00 | 0.0 | 0 | 1.2 | 19.6 | 0.0 | 0.0 | 0.0 | 0.0 | |
| VMP-53-10 | 9/17/2025 | 10:31 | 0.00 | 0.00 | 0.0 | 0 | 0.9 | 20.0 | 0.0 | 0.0 | 0.0 | 0.0 | |
| VMP-53-10 | 10/22/2025 | 10:35 | 0.00 | 0.00 | 0.0 | 0 | 0.9 | 20.2 | 0.0 | 0.0 | 0.0 | 0.0 | |
| VMP-53-10 | 11/24/2025 | 10:51 | 0.00 | 0.00 | 0.0 | 0 | 0.7 | 20.3 | 0.0 | 0.0 | 0.0 | 0.0 | |
| VMP-53-10 | 12/18/2025 | 11:01 | 0.00 | 0.00 | 0.0 | 0 | 0.3 | 20.7 | 0.0 | 0.0 | 0.0 | 0.0 | |
| VMP-53-20 | 1/29/2025 | 10:27 | -0.22 | -0.24 | 0.0 | 0 | 0.7 | 20.1 | 0.0 | 0.0 | 0.0 | 0.0 | |
| VMP-53-20 | 2/26/2025 | 11:24 | 0.17 | 0.00 | 0.0 | 0 | 0.6 | 20.3 | 0.0 | 0.0 | 0.0 | 0.0 | |
| VMP-53-20 | 3/19/2025 | 12:00 | 0.00 | 0.00 | 0.0 | 0 | 0.4 | 20.6 | 0.0 | 0.0 | 0.0 | 0.0 | |
| VMP-53-20 | 4/21/2025 | 12:14 | -0.37 | -0.29 | 0.0 | 0 | 0.4 | 20.5 | 0.0 | 0.0 | 0.0 | 0.0 | |
| VMP-53-20 | 5/22/2025 | 13:26 | 0.00 | -0.36 | 0.0 | 0 | 0.8 | 20.0 | 0.0 | 0.0 | 0.0 | 0.0 | |
| VMP-53-20 | 6/18/2025 | 11:57 | -0.49 | -0.14 | 0.0 | 0 | 1.1 | 19.8 | 0.0 | 0.0 | 0.0 | 0.0 | |
| VMP-53-20 | 7/16/2025 | 10:52 | -0.46 | -0.44 | 0.0 | 0 | 1.5 | 19.5 | 0.0 | 0.0 | 0.0 | 0.0 | |
| VMP-53-20 | 8/20/2025 | 12:54 | -0.22 | -0.27 | 0.0 | 0 | 1.3 | 19.5 | 0.0 | 0.0 | 0.0 | 0.0 | |
| VMP-53-20 | 9/17/2025 | 10:32 | -0.21 | -0.20 | 0.0 | 0 | 1.2 | 19.8 | 0.0 | 0.0 | 0.0 | 0.0 | |
| VMP-53-20 | 10/22/2025 | 10:36 | -0.12 | -0.12 | 0.0 | 0 | 1.2 | 20.0 | 0.0 | 0.0 | 0.0 | 0.0 | |
| VMP-53-20 | 11/24/2025 | 10:52 | 0.00 | 0.00 | 0.0 | 0 | 1.2 | 19.8 | 0.0 | 0.0 | 0.0 | 0.0 | |
| VMP-53-20 | 12/18/2025 | 11:02 | 0.00 | -0.31 | 0.0 | 0 | 0.7 | 20.4 | 0.0 | 0.0 | 0.0 | 0.0 | |

**TABLE 9**
**SVE SYSTEM MONTHLY MONITORING - VMP SAMPLING DATA**

| Sample ID | Date | Initial Reading Time (24-Hour) | Vacuum/Pressure | | Fixed Gases | | | | Soil Vapor Concentrations | | | | Comments |
|---|---|---|---|---|---|---|---|---|---|---|---|---|---|
| | | | Initial Reading (Inches of $H_2O$) | Stabilized Reading (Inches of $H_2O$) | $CH_4$ (%) | LEL (%) | $CO_2$ (%) | $O_2$ (%) | PID (ppmv) | THC (ppmv) | $CH_4$ (ppmv) | PHC (ppmv) | |
| VMP-53-30 | 1/29/2025 | 10:28 | -0.24 | -0.74 | 0.0 | 0 | 1.5 | 19.5 | 0.0 | 0.0 | 0.0 | 0.0 | |
| VMP-53-30 | 2/26/2025 | 11:25 | 0.21 | -0.09 | 0.0 | 0 | 1.5 | 19.5 | 0.0 | 0.0 | 0.0 | 0.0 | |
| VMP-53-30 | 3/19/2025 | 12:00 | 0.00 | 0.00 | 0.0 | 0 | 1.1 | 19.9 | 0.0 | 0.0 | 0.0 | 0.0 | |
| VMP-53-30 | 4/21/2025 | 12:15 | -0.40 | -0.32 | 0.0 | 0 | 1.0 | 19.8 | 0.0 | 0.0 | 0.0 | 0.0 | |
| VMP-53-30 | 5/22/2025 | 13:27 | -0.40 | -0.40 | 0.0 | 0 | 1.4 | 19.2 | 0.0 | 0.0 | 0.0 | 0.0 | |
| VMP-53-30 | 6/18/2025 | 11:58 | -0.53 | -0.50 | 0.0 | 0 | 1.6 | 19.0 | 0.0 | 0.0 | 0.0 | 0.0 | |
| VMP-53-30 | 6/18/2025 | 11:58 | NM | NM | 0.0 | 0 | 1.6 | 19.0 | 0.0 | 0.0 | 0.0 | 0.0 | Duplicate sample. |
| VMP-53-30 | 7/16/2025 | 10:53 | -0.51 | -0.50 | 0.0 | 0 | 2.2 | 18.6 | 0.0 | 0.0 | 0.0 | 0.0 | |
| VMP-53-30 | 8/20/2025 | 12:55 | -0.26 | -0.28 | 0.0 | 0 | 2.1 | 18.6 | 0.0 | 0.0 | 0.0 | 0.0 | |
| VMP-53-30 | 9/17/2025 | 10:33 | -0.24 | -0.29 | 0.0 | 0 | 2.1 | 18.8 | 0.0 | 0.0 | 0.0 | 0.0 | |
| VMP-53-30 | 10/22/2025 | 10:37 | -0.15 | -0.13 | 0.0 | 0 | 2.1 | 19.0 | 0.0 | 0.0 | 0.0 | 0.0 | |
| VMP-53-30 | 11/24/2025 | 10:53 | 0.00 | 0.00 | 0.0 | 0 | 2.2 | 18.8 | 0.0 | 0.0 | 0.0 | 0.0 | |
| VMP-53-30 | 12/18/2025 | 11:03 | 0.00 | -0.34 | 0.0 | 0 | 1.9 | 19.3 | 0.0 | 0.0 | 0.0 | 0.0 | |
| VMP-54-5 | 1/29/2025 | 10:09 | 0.00 | 0.00 | 0.0 | 0 | 1.1 | 19.8 | 0.0 | 0.0 | 0.0 | 0.0 | |
| VMP-54-5 | 1/29/2025 | 10:09 | NM | NM | 0.0 | 0 | 1.1 | 19.8 | 0.0 | 0.0 | 0.0 | 0.0 | Duplicate sample. |
| VMP-54-5 | 2/26/2025 | 12:13 | 0.16 | -0.24 | 0.0 | 0 | 0.9 | 20.1 | 0.0 | 0.0 | 0.0 | 0.0 | |
| VMP-54-5 | 3/19/2025 | 12:25 | 0.00 | 0.00 | 0.0 | 0 | 1.3 | 19.7 | 0.0 | 0.0 | 0.0 | 0.0 | |
| VMP-54-5 | 4/21/2025 | 12:30 | 0.00 | 0.00 | 0.0 | 0 | 1.7 | 19.4 | 0.0 | 0.0 | 0.0 | 0.0 | |
| VMP-54-5 | 5/22/2025 | 13:36 | -7.76 | 0.00 | 0.0 | 0 | 2.9 | 17.9 | 0.0 | 0.0 | 0.0 | 0.0 | |
| VMP-54-5 | 6/18/2025 | 12:20 | -0.36 | -0.23 | 0.0 | 0 | 3.5 | 17.4 | 0.0 | 0.0 | 0.0 | 0.0 | |
| VMP-54-5 | 7/16/2025 | 10:15 | -0.30 | -0.33 | 0.0 | 0 | 4.2 | 16.7 | 0.0 | 0.0 | 0.0 | 0.0 | |
| VMP-54-5 | 8/20/2025 | 13:10 | 0.00 | 0.00 | 0.0 | 0 | 4.5 | 16.1 | 2.4 | 0.0 | 0.0 | 0.0 | |
| VMP-54-5 | 9/17/2025 | 10:10 | 0.00 | 0.00 | 0.0 | 0 | 3.9 | 17.4 | 0.0 | 0.0 | 0.0 | 0.0 | |
| VMP-54-5 | 10/22/2025 | 11:03 | 0.00 | 0.00 | 0.0 | 0 | 3.3 | 17.8 | 0.0 | 0.0 | 0.0 | 0.0 | |
| VMP-54-5 | 11/24/2025 | 10:28 | 0.00 | 0.00 | 0.0 | 0 | 2.3 | 18.8 | 0.0 | 0.0 | 0.0 | 0.0 | |
| VMP-54-5 | 11/24/2025 | 10:28 | NM | NM | 0.0 | 0 | 2.3 | 18.9 | 0.0 | 0.0 | 0.0 | 0.0 | Duplicate sample. |
| VMP-54-5 | 12/18/2025 | 10:42 | 0.00 | 0.00 | 0.0 | 0 | 1.6 | 19.4 | 0.0 | 0.0 | 0.0 | 0.0 | |
| VMP-54-10 | 1/29/2025 | 10:10 | NM | NM | NM | NM | NM | NM | NM | NM | NM | NM | Screen submerged. |
| VMP-54-10 | 2/26/2025 | 12:14 | 0.00 | 0.00 | 0.0 | 0 | 1.4 | 19.7 | 0.0 | 0.0 | 0.0 | 0.0 | |
| VMP-54-10 | 3/19/2025 | 12:25 | 0.00 | 0.00 | 0.0 | 0 | 1.3 | 19.7 | 0.0 | 0.0 | 0.0 | 0.0 | |
| VMP-54-10 | 4/21/2025 | 12:31 | -4.42 | 0.00 | 0.0 | 0 | 1.1 | 19.9 | 0.0 | 0.0 | 0.0 | 0.0 | |
| VMP-54-10 | 4/21/2025 | 12:31 | NM | NM | 0.0 | 0 | 1.1 | 19.9 | 0.0 | 0.0 | 0.0 | 0.0 | Duplicate sample. |
| VMP-54-10 | 5/22/2025 | 13:37 | -2.13 | 0.00 | 0.0 | 0 | 0.8 | 20.0 | 0.0 | 0.0 | 0.0 | 0.0 | |
| VMP-54-10 | 6/18/2025 | 12:21 | -2.54 | 0.00 | 0.0 | 0 | 2.0 | 18.7 | 0.0 | 0.0 | 0.0 | 0.0 | |
| VMP-54-10 | 7/16/2025 | 10:16 | -0.23 | 0.00 | 0.0 | 0 | 2.5 | 18.3 | 0.0 | 0.0 | 0.0 | 0.0 | |
| VMP-54-10 | 8/20/2025 | 13:11 | -0.52 | 0.00 | 0.0 | 0 | 1.7 | 18.9 | 2.3 | 0.0 | 0.0 | 0.0 | |
| VMP-54-10 | 9/17/2025 | 10:11 | -0.12 | 0.00 | 0.0 | 0 | 1.0 | 20.0 | 0.0 | 0.0 | 0.0 | 0.0 | |
| VMP-54-10 | 10/22/2025 | 11:04 | 0.11 | 0.00 | 0.0 | 0 | 3.4 | 17.8 | 0.0 | 0.0 | 0.0 | 0.0 | |
| VMP-54-10 | 11/24/2025 | 10:29 | 0.00 | 0.00 | 0.0 | 0 | 2.7 | 18.3 | 0.0 | 0.0 | 0.0 | 0.0 | |
| VMP-54-10 | 12/18/2025 | 10:43 | 0.00 | 0.00 | 0.0 | 0 | 2.5 | 18.6 | 0.0 | 0.0 | 0.0 | 0.0 | |

**TABLE 9**
**SVE SYSTEM MONTHLY MONITORING - VMP SAMPLING DATA**

| Sample ID | Date | Initial Reading Time (24-Hour) | Vacuum/Pressure | | Fixed Gases | | | | Soil Vapor Concentrations | | | | Comments |
|---|---|---|---|---|---|---|---|---|---|---|---|---|---|
| | | | Initial Reading (Inches of $H_2O$) | Stabilized Reading (Inches of $H_2O$) | $CH_4$ (%) | LEL (%) | $CO_2$ (%) | $O_2$ (%) | PID (ppmv) | THC (ppmv) | $CH_4$ (ppmv) | PHC (ppmv) | |
| VMP-54-20 | 1/29/2025 | 10:11 | -0.10 | -0.35 | 0.0 | 0 | 2.8 | 18.0 | 0.0 | 0.0 | 0.0 | 0.0 | |
| VMP-54-20 | 2/26/2025 | 12:15 | 0.00 | 0.00 | 0.0 | 0 | 2.6 | 18.4 | 0.0 | 0.0 | 0.0 | 0.0 | |
| VMP-54-20 | 3/19/2025 | 12:25 | 0.12 | 0.00 | 0.0 | 0 | 2.2 | 18.8 | 0.0 | 0.0 | 0.0 | 0.0 | |
| VMP-54-20 | 4/21/2025 | 12:32 | 0.00 | 0.00 | 0.0 | 0 | 1.7 | 19.1 | 0.0 | 0.0 | 0.0 | 0.0 | |
| VMP-54-20 | 5/22/2025 | 13:38 | -0.95 | 0.00 | 0.0 | 0 | 1.7 | 19.0 | 0.0 | 0.0 | 0.0 | 0.0 | |
| VMP-54-20 | 6/18/2025 | 12:22 | -0.48 | 0.00 | 0.0 | 0 | 1.9 | 18.7 | 0.0 | 0.0 | 0.0 | 0.0 | |
| VMP-54-20 | 7/16/2025 | 10:17 | 0.00 | 0.00 | 0.0 | 0 | 2.3 | 18.1 | 0.0 | 0.0 | 0.0 | 0.0 | |
| VMP-54-20 | 8/20/2025 | 13:12 | -0.27 | 0.00 | 0.0 | 0 | 2.5 | 17.5 | 2.2 | 0.0 | 0.0 | 0.0 | |
| VMP-54-20 | 9/17/2025 | 10:12 | 0.00 | 0.00 | 0.0 | 0 | 2.7 | 17.4 | 0.0 | 0.0 | 0.0 | 0.0 | |
| VMP-54-20 | 10/22/2025 | 11:05 | 0.00 | 0.00 | 0.0 | 0 | 3.2 | 17.3 | 0.0 | 0.0 | 0.0 | 0.0 | |
| VMP-54-20 | 11/24/2025 | 10:30 | 0.00 | 0.00 | 0.0 | 0 | 3.3 | 17.3 | 0.0 | 0.0 | 0.0 | 0.0 | |
| VMP-54-20 | 12/18/2025 | 10:44 | NM | NM | 0.0 | 0 | 3.0 | 17.6 | 0.0 | 0.0 | 0.0 | 0.0 | Duplicate sample. |
| VMP-54-20 | 12/18/2025 | 10:44 | 0.00 | 0.00 | 0.0 | 0 | 3.1 | 17.6 | 0.0 | 0.0 | 0.0 | 0.0 | |
| VMP-54-30 | 1/29/2025 | 10:12 | 0.00 | 0.00 | 0.0 | 0 | 0.6 | 20.1 | 0.0 | 0.0 | 0.0 | 0.0 | |
| VMP-54-30 | 2/26/2025 | 12:16 | 0.00 | 0.00 | 0.0 | 0 | 0.8 | 20.1 | 0.0 | 0.0 | 0.0 | 0.0 | |
| VMP-54-30 | 3/19/2025 | 12:25 | 0.00 | 0.00 | 0.0 | 0 | 1.1 | 19.6 | 0.0 | 0.0 | 0.0 | 0.0 | |
| VMP-54-30 | 4/21/2025 | 12:33 | 0.00 | 0.00 | 0.0 | 0 | 1.8 | 19.4 | 0.0 | 0.0 | 0.0 | 0.0 | |
| VMP-54-30 | 5/22/2025 | 13:39 | -0.81 | -0.28 | 0.0 | 0 | 3.0 | 17.9 | 0.0 | 0.0 | 0.0 | 0.0 | |
| VMP-54-30 | 6/18/2025 | 12:23 | -1.19 | 0.00 | 0.0 | 0 | 3.9 | 17.1 | 0.0 | 0.0 | 0.0 | 0.0 | |
| VMP-54-30 | 7/16/2025 | 10:18 | 0.00 | 0.00 | 0.0 | 0 | 4.0 | 16.3 | 0.0 | 0.0 | 0.0 | 0.0 | |
| VMP-54-30 | 8/20/2025 | 13:13 | 0.00 | 0.00 | 0.0 | 0 | 5.0 | 15.6 | 2.5 | 0.0 | 0.0 | 0.0 | |
| VMP-54-30 | 9/17/2025 | 10:13 | 0.00 | 0.00 | 0.0 | 0 | 4.0 | 17.3 | 0.3 | 0.0 | 0.0 | 0.0 | |
| VMP-54-30 | 10/22/2025 | 11:06 | 0.00 | 0.00 | 0.0 | 0 | 2.8 | 18.2 | 0.0 | 0.0 | 0.0 | 0.0 | |
| VMP-54-30 | 11/24/2025 | 10:31 | 0.00 | 0.00 | 0.0 | 0 | 2.2 | 18.8 | 0.0 | 0.0 | 0.0 | 0.0 | |
| VMP-54-30 | 12/18/2025 | 10:45 | 0.00 | 0.00 | 0.0 | 0 | 1.2 | 19.6 | 0.0 | 0.0 | 0.0 | 0.0 | |
| VMP-55-5 | 1/29/2025 | 11:35 | NM | NM | NM | NM | NM | NM | NM | NM | NM | NM | Screen submerged. |
| VMP-55-5 | 2/26/2025 | 08:11 | NM | NM | NM | NM | NM | NM | NM | NM | NM | NM | Screen submerged. |
| VMP-55-5 | 3/19/2025 | 11:00 | NM | NM | NM | NM | NM | NM | NM | NM | NM | NM | Screen submerged. |
| VMP-55-5 | 4/21/2025 | 10:28 | NM | NM | NM | NM | NM | NM | NM | NM | NM | NM | Screen submerged. |
| VMP-55-5 | 5/21/2025 | 14:03 | NM | NM | NM | NM | NM | NM | NM | NM | NM | NM | Screen submerged. |
| VMP-55-5 | 6/19/2025 | 09:50 | NM | NM | NM | NM | NM | NM | NM | NM | NM | NM | Screen submerged. |
| VMP-55-5 | 7/16/2025 | 08:20 | NM | NM | NM | NM | NM | NM | NM | NM | NM | NM | Screen submerged. |
| VMP-55-5 | 8/20/2025 | 09:11 | NM | NM | NM | NM | NM | NM | NM | NM | NM | NM | Screen submerged. |
| VMP-55-5 | 9/17/2025 | 09:15 | NM | NM | NM | NM | NM | NM | NM | NM | NM | NM | Screen submerged. |
| VMP-55-5 | 10/22/2025 | 09:44 | NM | NM | NM | NM | NM | NM | NM | NM | NM | NM | Screen submerged. |
| VMP-55-5 | 11/24/2025 | 00:00 | NM | NM | NM | NM | NM | NM | NM | NM | NM | NM | Inaccessible due to construction. |
| VMP-55-5 | 12/18/2025 | 09:32 | NM | NM | NM | NM | NM | NM | NM | NM | NM | NM | Inaccessible due to construction. |

**TABLE 9**
**SVE SYSTEM MONTHLY MONITORING - VMP SAMPLING DATA**

| Sample ID | Date | Initial Reading Time (24-Hour) | Vacuum/Pressure | | Fixed Gases | | | | Soil Vapor Concentrations | | | | Comments |
|---|---|---|---|---|---|---|---|---|---|---|---|---|---|
| | | | Initial Reading (Inches of $H_2O$) | Stabilized Reading (Inches of $H_2O$) | $CH_4$ (%) | LEL (%) | $CO_2$ (%) | $O_2$ (%) | PID (ppmv) | THC (ppmv) | $CH_4$ (ppmv) | PHC (ppmv) | |
| VMP-55-10 | 1/29/2025 | 11:36 | NM | NM | NM | NM | NM | NM | NM | NM | NM | NM | Screen submerged. |
| VMP-55-10 | 2/26/2025 | 08:12 | NM | NM | NM | NM | NM | NM | NM | NM | NM | NM | Screen submerged. |
| VMP-55-10 | 3/19/2025 | 11:00 | NM | NM | NM | NM | NM | NM | NM | NM | NM | NM | Screen submerged. |
| VMP-55-10 | 4/21/2025 | 10:29 | NM | NM | NM | NM | NM | NM | NM | NM | NM | NM | Screen submerged. |
| VMP-55-10 | 5/21/2025 | 14:04 | NM | NM | NM | NM | NM | NM | NM | NM | NM | NM | Screen submerged. |
| VMP-55-10 | 6/19/2025 | 09:51 | NM | NM | NM | NM | NM | NM | NM | NM | NM | NM | Screen submerged. |
| VMP-55-10 | 7/16/2025 | 08:21 | NM | NM | NM | NM | NM | NM | NM | NM | NM | NM | Screen submerged. |
| VMP-55-10 | 8/20/2025 | 09:12 | NM | NM | NM | NM | NM | NM | NM | NM | NM | NM | Screen submerged. |
| VMP-55-10 | 9/17/2025 | 09:16 | NM | NM | NM | NM | NM | NM | NM | NM | NM | NM | Screen submerged. |
| VMP-55-10 | 10/22/2025 | 09:45 | NM | NM | NM | NM | NM | NM | NM | NM | NM | NM | Screen submerged. |
| VMP-55-10 | 11/24/2025 | 00:00 | NM | NM | NM | NM | NM | NM | NM | NM | NM | NM | Inaccessible due to construction. |
| VMP-55-10 | 12/18/2025 | 09:33 | NM | NM | NM | NM | NM | NM | NM | NM | NM | NM | Inaccessible due to construction. |
| VMP-55-20 | 1/29/2025 | 11:37 | -0.52 | -0.31 | 5.1 | OVR | 18.5 | 0.5 | 184 | 42930 | 35630 | 7300 | |
| VMP-55-20 | 2/27/2025 | 14:30 | -0.35 | -0.31 | 4.6 | 92 | 18.5 | 0.6 | 169 | 39210 | 31790 | 7420 | |
| VMP-55-20 | 3/19/2025 | 11:00 | 0.34 | 0.33 | 4.4 | 88 | 16.6 | 1.5 | 146 | 31110 | 29250 | 1860 | |
| VMP-55-20 | 4/21/2025 | 10:30 | -1.18 | -0.67 | 21.4 | OVR | 18.2 | 0.6 | 294 | 99620 | 85820 | 13800 | |
| VMP-55-20 | 5/21/2025 | 14:05 | -1.57 | -1.27 | 12.8 | OVR | 15.5 | 3.3 | 503 | 56460 | 47570 | 8890 | |
| VMP-55-20 | 6/19/2025 | 09:52 | -1.78 | -1.37 | 7.4 | OVR | 15.6 | 3.7 | 385 | 27870 | 21470 | 6400 | |
| VMP-55-20 | 7/16/2025 | 08:22 | -1.86 | -1.45 | 1.3 | 26 | 5.9 | 11.4 | 229 | 6590 | 3870 | 2720 | |
| VMP-55-20 | 7/16/2025 | 08:22 | NM | NM | 1.3 | 26 | 5.9 | 11.2 | 219 | 6590 | 3370 | 3220 | Duplicate sample. |
| VMP-55-20 | 8/20/2025 | 09:13 | -1.47 | -1.15 | 8.1 | OVR | 18.9 | 0.9 | 863 | 23320 | 17120 | 6200 | |
| VMP-55-20 | 9/17/2025 | 09:17 | -1.07 | -1.14 | 3.5 | 70 | 16.4 | 3.6 | 711 | 13070 | 8080 | 4990 | |
| VMP-55-20 | 10/22/2025 | 09:46 | -0.49 | -1.26 | 10.9 | OVR | 17.7 | 1.4 | 1078 | 17250 | 11680 | 5570 | |
| VMP-55-20 | 10/22/2025 | 09:46 | NM | NM | 9.5 | OVR | 18.6 | 1.0 | 973 | 18320 | 12010 | 6310 | Duplicate sample. |
| VMP-55-20 | 11/24/2025 | 00:00 | NM | NM | NM | NM | NM | NM | NM | NM | NM | NM | Inaccessible due to construction. |
| VMP-55-20 | 12/18/2025 | 09:34 | NM | NM | NM | NM | NM | NM | NM | NM | NM | NM | Inaccessible due to construction. |
| VMP-55-30 | 1/29/2025 | 11:38 | NM | NM | NM | NM | NM | NM | NM | NM | NM | NM | Screen submerged. |
| VMP-55-30 | 2/26/2025 | 08:14 | NM | NM | NM | NM | NM | NM | NM | NM | NM | NM | Screen submerged. |
| VMP-55-30 | 3/19/2025 | 11:00 | NM | NM | NM | NM | NM | NM | NM | NM | NM | NM | Screen submerged. |
| VMP-55-30 | 4/21/2025 | 10:31 | NM | NM | NM | NM | NM | NM | NM | NM | NM | NM | Screen submerged. |
| VMP-55-30 | 5/21/2025 | 14:06 | NM | NM | NM | NM | NM | NM | NM | NM | NM | NM | Screen submerged. |
| VMP-55-30 | 6/19/2025 | 09:53 | NM | NM | NM | NM | NM | NM | NM | NM | NM | NM | Screen submerged. |
| VMP-55-30 | 7/16/2025 | 08:23 | NM | NM | NM | NM | NM | NM | NM | NM | NM | NM | Screen submerged. |
| VMP-55-30 | 8/20/2025 | 09:14 | NM | NM | NM | NM | NM | NM | NM | NM | NM | NM | Screen submerged. |
| VMP-55-30 | 9/17/2025 | 09:18 | NM | NM | NM | NM | NM | NM | NM | NM | NM | NM | Screen submerged. |
| VMP-55-30 | 10/22/2025 | 09:47 | NM | NM | NM | NM | NM | NM | NM | NM | NM | NM | Screen submerged. |
| VMP-55-30 | 11/24/2025 | 00:00 | NM | NM | NM | NM | NM | NM | NM | NM | NM | NM | Inaccessible due to construction. |
| VMP-55-30 | 12/18/2025 | 09:35 | NM | NM | NM | NM | NM | NM | NM | NM | NM | NM | Inaccessible due to construction. |

**TABLE 9**
**SVE SYSTEM MONTHLY MONITORING - VMP SAMPLING DATA**

| Sample ID | Date | Initial Reading Time (24-Hour) | Vacuum/Pressure | | Fixed Gases | | | | Soil Vapor Concentrations | | | | Comments |
|---|---|---|---|---|---|---|---|---|---|---|---|---|---|
| | | | Initial Reading (Inches of $H_2O$) | Stabilized Reading (Inches of $H_2O$) | $CH_4$ (%) | LEL (%) | $CO_2$ (%) | $O_2$ (%) | PID (ppmv) | THC (ppmv) | $CH_4$ (ppmv) | PHC (ppmv) | |
| VMP-56-10 | 1/30/2025 | 11:35 | -0.57 | -0.78 | 0.0 | 0 | 0.2 | 20.6 | 0.0 | 0.0 | 0.0 | 0.0 | |
| VMP-56-10 | 2/27/2025 | 12:45 | 0.00 | -0.44 | 0.0 | 0 | 0.2 | 20.7 | 0.0 | 0.0 | 0.0 | 0.0 | |
| VMP-56-10 | 3/20/2025 | 14:00 | -0.54 | -0.78 | 0.0 | 0 | 0.3 | 20.6 | 0.0 | 0.0 | 0.0 | 0.0 | |
| VMP-56-10 | 4/22/2025 | 10:35 | -0.71 | -0.64 | 0.0 | 0 | 0.7 | 20.0 | 0.0 | 0.0 | 0.0 | 0.0 | |
| VMP-56-10 | 5/21/2025 | 12:12 | -0.91 | -0.69 | 0.0 | 0 | 1.6 | 19.2 | 0.0 | 0.0 | 0.0 | 0.0 | |
| VMP-56-10 | 6/19/2025 | 09:05 | -0.65 | -0.77 | 0.0 | 0 | 1.2 | 19.5 | 0.0 | 0.0 | 0.0 | 0.0 | |
| VMP-56-10 | 7/17/2025 | 09:12 | -0.65 | -0.87 | 0.0 | 0 | 2.0 | 18.4 | 0.0 | 0.0 | 0.0 | 0.0 | |
| VMP-56-10 | 8/21/2025 | 13:44 | -0.49 | -0.55 | 0.0 | 0 | 1.8 | 19.2 | 0.0 | 0.0 | 0.0 | 0.0 | |
| VMP-56-10 | 9/18/2025 | 10:05 | -0.14 | -0.13 | 0.0 | 0 | 0.8 | 20.1 | 0.2 | 0.0 | 0.0 | 0.0 | |
| VMP-56-10 | 9/18/2025 | 10:05 | NM | NM | 0.0 | 0 | 0.8 | 20.1 | 0.3 | 0.0 | 0.0 | 0.0 | Duplicate sample. |
| VMP-56-10 | 10/23/2025 | 14:02 | -0.42 | -0.32 | 0.0 | 0 | 0.5 | 20.4 | 0.0 | 0.0 | 0.0 | 0.0 | |
| VMP-56-10 | 11/25/2025 | 09:51 | -0.57 | -0.47 | 0.0 | 0 | 0.3 | 20.6 | 0.0 | 0.0 | 0.0 | 0.0 | |
| VMP-56-10 | 12/17/2025 | 13:07 | 0.00 | 0.00 | 0.0 | 0 | 0.3 | 20.5 | 0.0 | 0.0 | 0.0 | 0.0 | |
| VMP-56-25 | 1/30/2025 | 11:35 | -0.22 | -0.23 | 0.0 | 0 | 0.2 | 20.5 | 0.0 | 0.0 | 0.0 | 0.0 | |
| VMP-56-25 | 2/27/2025 | 12:46 | -0.38 | -1.20 | 0.0 | 0 | 0.2 | 20.9 | 0.0 | 0.0 | 0.0 | 0.0 | |
| VMP-56-25 | 3/20/2025 | 14:01 | -1.42 | -0.21 | 0.0 | 0 | 0.1 | 20.9 | 0.0 | 0.0 | 0.0 | 0.0 | |
| VMP-56-25 | 4/22/2025 | 10:36 | -0.43 | 0.00 | 0.0 | 0 | 0.1 | 20.9 | 0.0 | 0.0 | 0.0 | 0.0 | |
| VMP-56-25 | 5/21/2025 | 12:13 | -1.45 | -1.28 | 0.0 | 0 | 0.6 | 20.5 | 0.0 | 0.0 | 0.0 | 0.0 | |
| VMP-56-25 | 6/19/2025 | 09:06 | -1.59 | -1.17 | 0.0 | 0 | 1.1 | 19.7 | 1.2 | 4.2 | 0.0 | 4.2 | |
| VMP-56-25 | 7/17/2025 | 09:13 | -0.88 | -1.56 | 0.0 | 0 | 0.9 | 19.9 | 0.0 | 0.0 | 0.0 | 0.0 | |
| VMP-56-25 | 8/21/2025 | 13:45 | -1.22 | -1.30 | 0.0 | 0 | 1.6 | 19.3 | 0.0 | 0.0 | 0.0 | 0.0 | |
| VMP-56-25 | 9/18/2025 | 10:06 | -0.36 | -0.34 | 0.0 | 0 | 1.5 | 19.4 | 0.0 | 0.0 | 0.0 | 0.0 | |
| VMP-56-25 | 10/23/2025 | 14:03 | -1.15 | -1.15 | 0.0 | 0 | 1.3 | 19.6 | 0.0 | 0.0 | 0.0 | 0.0 | |
| VMP-56-25 | 11/25/2025 | 09:52 | -1.40 | -1.30 | 0.0 | 0 | 1.0 | 20.1 | 4.9 | 23.9 | 0.0 | 23.9 | |
| VMP-56-25 | 12/17/2025 | 13:08 | -0.36 | 0.00 | 0.0 | 0 | 0.9 | 20.1 | 0.0 | 0.0 | 0.0 | 0.0 | |
| VMP-56-38.5 | 1/30/2025 | 11:35 | -2.54 | -2.36 | 0.1 | 2 | 0.4 | 20.4 | 41.2 | 198 | 8.3 | 190 | |
| VMP-56-38.5 | 2/27/2025 | 12:47 | -2.39 | -2.52 | 0.1 | 2 | 0.3 | 20.4 | 54.3 | 233 | 4.5 | 229 | |
| VMP-56-38.5 | 3/20/2025 | 14:02 | -2.90 | -2.74 | 0.1 | 2 | 0.3 | 20.5 | 51.2 | 188 | 1.6 | 186 | |
| VMP-56-38.5 | 4/22/2025 | 10:37 | NM | NM | 0.0 | 0 | 0.3 | 20.7 | 82.3 | 328 | 2.0 | 326 | Duplicate sample. |
| VMP-56-38.5 | 4/22/2025 | 10:37 | -2.41 | -2.32 | 0.0 | 0 | 0.3 | 20.6 | 88.7 | 332 | 3.6 | 328 | |
| VMP-56-38.5 | 5/21/2025 | 12:14 | -2.56 | -2.11 | 0.1 | 2 | 0.4 | 20.7 | 59.6 | 301 | 2.4 | 299 | |
| VMP-56-38.5 | 6/19/2025 | 09:07 | -2.24 | -2.21 | 85.9 | OVR | 13.2 | 0.9 | 520 | 312590 | 17456 | 295134 | |
| VMP-56-38.5 | 7/17/2025 | 09:14 | -1.47 | -2.22 | 0.6 | 12 | 0.4 | 20.4 | 407 | 2033 | 256 | 1777 | |
| VMP-56-38.5 | 8/21/2025 | 13:46 | -1.81 | -1.87 | OVR | OVR | 11.0 | 1.5 | 478 | 837050 | 320670 | 516380 | |
| VMP-56-38.5 | 9/18/2025 | 10:07 | -0.54 | -0.51 | OVR | OVR | 10.8 | 1.4 | 340 | 829520 | 423690 | 405830 | |
| VMP-56-38.5 | 10/23/2025 | 14:04 | -1.95 | -0.88 | OVR | OVR | 12.0 | 2.0 | 555 | 242580 | 124870 | 117710 | |
| VMP-56-38.5 | 11/25/2025 | 09:53 | -2.21 | -2.10 | OVR | OVR | 4.4 | 16.5 | 1315 | 135870 | 20150 | 115720 | |
| VMP-56-38.5 | 12/17/2025 | 13:09 | -0.78 | -0.64 | 25.9 | OVR | 2.5 | 17.0 | 908 | 19781 | 2158 | 17623 | |

**TABLE 9**
**SVE SYSTEM MONTHLY MONITORING - VMP SAMPLING DATA**

| Sample ID | Date | Initial Reading Time (24-Hour) | Vacuum/Pressure | | Fixed Gases | | | | Soil Vapor Concentrations | | | | Comments |
|---|---|---|---|---|---|---|---|---|---|---|---|---|---|
| | | | Initial Reading (Inches of $H_2O$) | Stabilized Reading (Inches of $H_2O$) | $CH_4$ (%) | LEL (%) | $CO_2$ (%) | $O_2$ (%) | PID (ppmv) | THC (ppmv) | $CH_4$ (ppmv) | PHC (ppmv) | |
| VMP-57-5A | 1/28/2025 | 13:40 | 0.00 | 0.10 | 0.0 | 0 | 1.8 | 18.2 | 0.0 | 0.0 | 0.0 | 0.0 | |
| VMP-57-5A | 2/26/2025 | 13:40 | 0.00 | 0.00 | 0.0 | 0 | 1.5 | 18.7 | 0.0 | 0.0 | 0.0 | 0.0 | |
| VMP-57-5A | 3/7/2025 | 11:40 | 0.22 | 0.15 | 0.0 | 0 | 1.7 | 18.7 | 0.0 | 0.0 | 0.0 | 0.0 | |
| VMP-57-5A | 3/19/2025 | 12:46 | 0.14 | 0.15 | 0.0 | 0 | 2.0 | 18.5 | 0.0 | 0.0 | 0.0 | 0.0 | |
| VMP-57-5A | 4/22/2025 | 08:10 | -0.50 | -0.49 | 0.0 | 0 | 0.9 | 20.6 | 0.0 | 0.0 | 0.0 | 0.0 | |
| VMP-57-5A | 5/21/2025 | 08:34 | -0.15 | -0.42 | 0.0 | 0 | 0.5 | 20.6 | 0.0 | 0.0 | 0.0 | 0.0 | |
| VMP-57-5A | 6/18/2025 | 12:29 | 0.00 | -0.18 | 0.0 | 0 | 0.3 | 20.7 | 0.0 | 0.0 | 0.0 | 0.0 | |
| VMP-57-5A | 6/18/2025 | 12:29 | NM | NM | 0.0 | 0 | 0.3 | 20.7 | 0.0 | 0.0 | 0.0 | 0.0 | Duplicate sample. |
| VMP-57-5A | 7/16/2025 | 12:44 | -0.11 | -0.11 | 0.0 | 0 | 1.0 | 20.1 | 0.0 | 0.0 | 0.0 | 0.0 | |
| VMP-57-5A | 8/21/2025 | 08:27 | -0.57 | -0.53 | 0.0 | 0 | 0.5 | 20.5 | 0.0 | 0.0 | 0.0 | 0.0 | |
| VMP-57-5A | 9/17/2025 | 14:10 | -0.48 | 0.00 | 0.0 | 0 | 0.3 | 20.7 | 0.0 | 0.0 | 0.0 | 0.0 | |
| VMP-57-5A | 10/23/2025 | 11:02 | -0.90 | -0.77 | 0.0 | 0 | 0.2 | 20.9 | 0.0 | 0.0 | 0.0 | 0.0 | |
| VMP-57-5A | 11/25/2025 | 08:57 | -0.77 | -0.74 | 0.0 | 0 | 0.1 | 20.9 | 0.0 | 0.0 | 0.0 | 0.0 | |
| VMP-57-5A | 11/25/2025 | 08:57 | NM | NM | 0.0 | 0 | 0.1 | 20.9 | 0.0 | 0.0 | 0.0 | 0.0 | Duplicate sample. |
| VMP-57-5A | 12/18/2025 | 09:23 | 0.00 | 0.00 | 0.0 | 0 | 0.2 | 20.7 | 0.0 | 0.0 | 0.0 | 0.0 | |
| VMP-57-10 | 1/28/2025 | 13:40 | 0.46 | 0.42 | 0.0 | 0 | 2.5 | 17.9 | 0.0 | 0.0 | 0.0 | 0.0 | |
| VMP-57-10 | 2/26/2025 | 13:41 | 0.00 | 0.00 | 0.0 | 0 | 2.0 | 18.4 | 0.0 | 10.8 | 10.3 | 0.5 | |
| VMP-57-10 | 3/7/2025 | 11:41 | 0.70 | 0.61 | 0.0 | 0 | 2.2 | 18.4 | 0.0 | 2.3 | 2.3 | 0.0 | |
| VMP-57-10 | 3/19/2025 | 13:06 | 0.50 | 0.49 | 0.0 | 0 | 2.2 | 18.3 | 0.0 | 0.0 | 0.0 | 0.0 | |
| VMP-57-10 | 4/22/2025 | 08:11 | -3.73 | -3.65 | 0.0 | 0 | 1.1 | 20.6 | 0.0 | 0.0 | 0.0 | 0.0 | |
| VMP-57-10 | 5/21/2025 | 08:35 | -3.72 | -4.24 | 0.0 | 0 | 0.5 | 20.7 | 0.0 | 0.0 | 0.0 | 0.0 | |
| VMP-57-10 | 6/18/2025 | 12:30 | -0.26 | -3.87 | 0.0 | 0 | 0.4 | 20.6 | 0.0 | 0.0 | 0.0 | 0.0 | |
| VMP-57-10 | 7/16/2025 | 12:45 | -0.93 | -0.76 | 0.0 | 0 | 0.6 | 20.1 | 0.0 | 3.2 | 2.8 | 0.4 | |
| VMP-57-10 | 8/21/2025 | 08:28 | -3.60 | -3.22 | 0.0 | 0 | 0.5 | 20.5 | 0.0 | 0.0 | 0.0 | 0.0 | |
| VMP-57-10 | 8/21/2025 | 08:28 | NM | NM | 0.0 | 0 | 0.6 | 20.4 | 0.0 | 0.0 | 0.0 | 0.0 | Duplicate sample. |
| VMP-57-10 | 9/17/2025 | 14:11 | -2.47 | -2.17 | 0.0 | 0 | 0.4 | 20.7 | 0.0 | 0.0 | 0.0 | 0.0 | |
| VMP-57-10 | 10/23/2025 | 11:03 | -3.20 | -2.45 | 0.0 | 0 | 0.3 | 20.8 | 0.0 | 0.0 | 0.0 | 0.0 | |
| VMP-57-10 | 11/25/2025 | 08:58 | -2.07 | -2.35 | 0.0 | 0 | 0.2 | 20.6 | 0.0 | 188 | 184 | 4.0 | |
| VMP-57-10 | 12/18/2025 | 09:24 | -0.40 | 0.38 | 0.0 | 0 | 0.2 | 20.7 | 0.0 | 0.0 | 0.0 | 0.0 | |
| VMP-57-20 | 1/28/2025 | 13:40 | 11.73 | 0.00 | 0.0 | 0 | 0.0 | 20.9 | 0.0 | 0.0 | 0.0 | 0.0 | |
| VMP-57-20 | 2/26/2025 | 13:42 | NM | NM | NM | NM | NM | NM | NM | NM | NM | NM | Screen submerged. |
| VMP-57-20 | 3/7/2025 | 11:42 | NM | NM | NM | NM | NM | NM | NM | NM | NM | NM | Screen submerged. |
| VMP-57-20 | 3/19/2025 | 12:48 | NM | NM | NM | NM | NM | NM | NM | NM | NM | NM | Screen submerged. |
| VMP-57-20 | 4/22/2025 | 08:12 | NM | NM | NM | NM | NM | NM | NM | NM | NM | NM | Screen submerged. |
| VMP-57-20 | 5/21/2025 | 08:36 | NM | NM | NM | NM | NM | NM | NM | NM | NM | NM | Screen submerged. |
| VMP-57-20 | 6/18/2025 | 12:31 | 0.00 | 0.00 | 0.0 | 0 | 0.0 | 20.8 | 3.4 | 0.0 | 0.0 | 0.0 | |
| VMP-57-20 | 7/16/2025 | 12:46 | NM | NM | NM | NM | NM | NM | NM | NM | NM | NM | Screen submerged. |
| VMP-57-20 | 8/21/2025 | 08:29 | NM | NM | NM | NM | NM | NM | NM | NM | NM | NM | Screen submerged. |
| VMP-57-20 | 9/17/2025 | 14:12 | NM | NM | NM | NM | NM | NM | NM | NM | NM | NM | Screen submerged. |
| VMP-57-20 | 10/23/2025 | 11:04 | NM | NM | NM | NM | NM | NM | NM | NM | NM | NM | Screen submerged. |
| VMP-57-20 | 11/25/2025 | 08:59 | NM | NM | NM | NM | NM | NM | NM | NM | NM | NM | Screen submerged. |
| VMP-57-20 | 12/18/2025 | 09:25 | NM | NM | NM | NM | NM | NM | NM | NM | NM | NM | Screen submerged. |

**TABLE 9**
**SVE SYSTEM MONTHLY MONITORING - VMP SAMPLING DATA**

| Sample ID | Date | Initial Reading Time (24-Hour) | Vacuum/Pressure | | Fixed Gases | | | | Soil Vapor Concentrations | | | | Comments |
|---|---|---|---|---|---|---|---|---|---|---|---|---|---|
| | | | Initial Reading (Inches of $H_2O$) | Stabilized Reading (Inches of $H_2O$) | $CH_4$ (%) | LEL (%) | $CO_2$ (%) | $O_2$ (%) | PID (ppmv) | THC (ppmv) | $CH_4$ (ppmv) | PHC (ppmv) | |
| VMP-58-5 | 1/28/2025 | 13:20 | 0.18 | 0.23 | 0.0 | 0 | 1.4 | 19.4 | 0.0 | 0.0 | 0.0 | 0.0 | |
| VMP-58-5 | 2/26/2025 | 13:07 | 0.00 | 0.00 | 0.0 | 0 | 1.4 | 19.6 | 0.0 | 0.0 | 0.0 | 0.0 | |
| VMP-58-5 | 3/19/2025 | 12:25 | 0.31 | 0.41 | 0.0 | 0 | 1.1 | 20.4 | 0.0 | 0.0 | 0.0 | 0.0 | |
| VMP-58-5 | 4/21/2025 | 14:10 | -0.99 | -0.96 | 0.0 | 0 | 1.1 | 20.5 | 0.0 | 0.0 | 0.0 | 0.0 | |
| VMP-58-5 | 5/21/2025 | 08:18 | -1.19 | -1.28 | 0.0 | 0 | 0.6 | 20.5 | 0.0 | 0.0 | 0.0 | 0.0 | |
| VMP-58-5 | 6/18/2025 | 12:14 | -0.22 | -0.38 | 0.0 | 0 | 0.3 | 20.7 | 0.0 | 0.0 | 0.0 | 0.0 | |
| VMP-58-5 | 7/16/2025 | 12:33 | -0.20 | -0.18 | 0.0 | 0 | 0.4 | 20.5 | 0.0 | 0.0 | 0.0 | 0.0 | |
| VMP-58-5 | 8/21/2025 | 08:14 | -0.84 | -0.93 | 0.0 | 0 | 0.5 | 20.3 | 0.0 | 0.0 | 0.0 | 0.0 | |
| VMP-58-5 | 9/17/2025 | 13:47 | -0.49 | -0.39 | 0.0 | 0 | 0.4 | 20.4 | 0.0 | 0.0 | 0.0 | 0.0 | |
| VMP-58-5 | 10/23/2025 | 10:46 | -0.73 | -0.53 | 0.0 | 0 | 0.2 | 20.8 | 0.0 | 0.0 | 0.0 | 0.0 | |
| VMP-58-5 | 11/25/2025 | 08:35 | -0.69 | -0.67 | 0.0 | 0 | 0.2 | 20.8 | 0.0 | 0.0 | 0.0 | 0.0 | |
| VMP-58-5 | 12/18/2025 | 09:01 | 0.13 | 0.23 | 0.0 | 0 | 0.4 | 20.3 | 0.0 | 0.0 | 0.0 | 0.0 | |
| VMP-58-5 | 12/18/2025 | 09:01 | NM | NM | 0.0 | 0 | 0.4 | 20.3 | 0.0 | 0.0 | 0.0 | 0.0 | Duplicate sample. |
| VMP-58-10 | 1/28/2025 | 13:20 | 0.22 | 0.29 | 0.0 | 0 | 1.4 | 19.6 | 0.0 | 0.0 | 0.0 | 0.0 | |
| VMP-58-10 | 2/26/2025 | 13:08 | 0.00 | 0.00 | 0.0 | 0 | 1.6 | 19.5 | 0.0 | 0.0 | 0.0 | 0.0 | |
| VMP-58-10 | 3/19/2025 | 12:25 | 0.35 | 0.44 | 0.0 | 0 | 1.1 | 20.1 | 0.0 | 0.0 | 0.0 | 0.0 | |
| VMP-58-10 | 4/21/2025 | 14:11 | -1.09 | -1.01 | 0.0 | 0 | 0.7 | 20.6 | 0.0 | 0.0 | 0.0 | 0.0 | |
| VMP-58-10 | 5/21/2025 | 08:19 | -0.33 | -1.43 | 0.0 | 0 | 0.3 | 20.7 | 0.0 | 0.0 | 0.0 | 0.0 | |
| VMP-58-10 | 6/18/2025 | 12:15 | -0.13 | -0.16 | 0.0 | 0 | 0.2 | 20.8 | 0.0 | 0.0 | 0.0 | 0.0 | |
| VMP-58-10 | 7/16/2025 | 12:34 | -0.23 | -0.22 | 0.0 | 0 | 0.3 | 20.6 | 0.0 | 0.0 | 0.0 | 0.0 | |
| VMP-58-10 | 8/21/2025 | 08:15 | -1.16 | 0.00 | 0.0 | 0 | 0.3 | 20.5 | 0.0 | 0.0 | 0.0 | 0.0 | |
| VMP-58-10 | 9/17/2025 | 13:48 | -0.54 | -0.10 | 0.0 | 0 | 0.3 | 20.7 | 0.0 | 0.0 | 0.0 | 0.0 | |
| VMP-58-10 | 9/17/2025 | 13:48 | NM | NM | 0.0 | 0 | 0.3 | 20.7 | 0.0 | 0.0 | 0.0 | 0.0 | Duplicate sample. |
| VMP-58-10 | 10/23/2025 | 10:47 | -1.02 | -0.62 | 0.0 | 0 | 0.2 | 20.8 | 0.0 | 0.0 | 0.0 | 0.0 | |
| VMP-58-10 | 11/25/2025 | 08:36 | -0.78 | -0.77 | 0.0 | 0 | 0.2 | 20.8 | 0.0 | 0.0 | 0.0 | 0.0 | |
| VMP-58-10 | 12/18/2025 | 09:02 | 0.17 | 0.27 | 0.0 | 0 | 0.5 | 20.2 | 0.0 | 0.0 | 0.0 | 0.0 | |
| VMP-58-20 | 1/28/2025 | 13:20 | 0.32 | 0.38 | 0.0 | 0 | 2.2 | 19.0 | 0.0 | 0.0 | 0.0 | 0.0 | |
| VMP-58-20 | 2/26/2025 | 13:09 | 0.00 | 0.00 | 0.0 | 0 | 1.9 | 19.2 | 0.0 | 0.0 | 0.0 | 0.0 | |
| VMP-58-20 | 2/26/2025 | 13:09 | NM | NM | 0.0 | 0 | 1.9 | 19.2 | 0.0 | 0.0 | 0.0 | 0.0 | Duplicate sample. |
| VMP-58-20 | 3/19/2025 | 12:27 | 0.39 | 0.54 | 0.0 | 0 | 1.6 | 19.5 | 0.0 | 0.0 | 0.0 | 0.0 | |
| VMP-58-20 | 4/21/2025 | 14:12 | -1.20 | -1.15 | 0.0 | 0 | 1.5 | 19.7 | 0.0 | 0.0 | 0.0 | 0.0 | |
| VMP-58-20 | 5/21/2025 | 08:20 | -1.49 | -1.63 | 0.0 | 0 | 1.1 | 19.9 | 0.0 | 0.0 | 0.0 | 0.0 | |
| VMP-58-20 | 6/18/2025 | 12:16 | -0.25 | -1.11 | 0.0 | 0 | 1.3 | 19.2 | 0.0 | 0.0 | 0.0 | 0.0 | |
| VMP-58-20 | 6/18/2025 | 12:16 | NM | NM | 0.0 | 0 | 1.4 | 19.1 | 0.0 | 0.0 | 0.0 | 0.0 | Duplicate sample. |
| VMP-58-20 | 7/16/2025 | 12:35 | -0.26 | -0.22 | 0.0 | 0 | 1.1 | 19.4 | 0.0 | 0.0 | 0.0 | 0.0 | |
| VMP-58-20 | 8/21/2025 | 08:16 | -1.33 | -0.57 | 0.0 | 0 | 1.5 | 19.2 | 0.0 | 0.0 | 0.0 | 0.0 | |
| VMP-58-20 | 9/17/2025 | 13:49 | -0.63 | -0.60 | 0.0 | 0 | 1.4 | 19.6 | 0.0 | 0.0 | 0.0 | 0.0 | |
| VMP-58-20 | 10/23/2025 | 10:48 | -1.20 | -0.71 | 0.0 | 0 | 1.1 | 19.9 | 0.0 | 0.0 | 0.0 | 0.0 | |
| VMP-58-20 | 11/25/2025 | 08:37 | -0.93 | -0.90 | 0.0 | 0 | 1.3 | 19.6 | 0.0 | 0.0 | 0.0 | 0.0 | |
| VMP-58-20 | 12/18/2025 | 09:03 | 0.20 | 0.35 | 0.0 | 0 | 1.3 | 19.4 | 0.0 | 0.0 | 0.0 | 0.0 | |

**TABLE 9**
**SVE SYSTEM MONTHLY MONITORING - VMP SAMPLING DATA**

| Sample ID | Date | Initial Reading Time (24-Hour) | Vacuum/Pressure | | Fixed Gases | | | | Soil Vapor Concentrations | | | | Comments |
|---|---|---|---|---|---|---|---|---|---|---|---|---|---|
| | | | Initial Reading (Inches of $H_2O$) | Stabilized Reading (Inches of $H_2O$) | $CH_4$ (%) | LEL (%) | $CO_2$ (%) | $O_2$ (%) | PID (ppmv) | THC (ppmv) | $CH_4$ (ppmv) | PHC (ppmv) | |
| VMP-58-30 | 1/28/2025 | 13:20 | 0.17 | 0.21 | 0.0 | 0 | 2.4 | 18.7 | 0.0 | 0.0 | 0.0 | 0.0 | |
| VMP-58-30 | 2/26/2025 | 13:10 | 0.00 | 0.00 | 0.0 | 0 | 2.0 | 19.1 | 0.0 | 0.0 | 0.0 | 0.0 | |
| VMP-58-30 | 3/19/2025 | 12:28 | 0.33 | 0.40 | 0.0 | 0 | 1.7 | 19.6 | 0.0 | 0.0 | 0.0 | 0.0 | |
| VMP-58-30 | 3/19/2025 | 12:28 | NM | NM | 0.0 | 0 | 1.7 | 19.6 | 0.0 | 0.0 | 0.0 | 0.0 | Duplicate sample. |
| VMP-58-30 | 4/21/2025 | 14:13 | -0.99 | -0.93 | 0.0 | 0 | 1.8 | 19.7 | 0.0 | 0.0 | 0.0 | 0.0 | |
| VMP-58-30 | 5/21/2025 | 08:21 | -0.79 | -1.31 | 0.0 | 0 | 1.2 | 19.8 | 0.0 | 0.0 | 0.0 | 0.0 | |
| VMP-58-30 | 6/18/2025 | 12:17 | -0.13 | -0.40 | 0.0 | 0 | 1.1 | 19.7 | 0.0 | 0.0 | 0.0 | 0.0 | |
| VMP-58-30 | 7/16/2025 | 12:36 | -0.20 | -0.18 | 0.0 | 0 | 1.4 | 19.0 | 0.0 | 0.0 | 0.0 | 0.0 | |
| VMP-58-30 | 8/21/2025 | 08:17 | -1.02 | -0.93 | 0.0 | 0 | 1.2 | 19.2 | 0.0 | 0.0 | 0.0 | 0.0 | |
| VMP-58-30 | 9/17/2025 | 13:50 | -0.47 | -0.39 | 0.0 | 0 | 1.1 | 19.2 | 0.0 | 0.0 | 0.0 | 0.0 | |
| VMP-58-30 | 10/23/2025 | 10:49 | -0.88 | -0.52 | 0.0 | 0 | 0.8 | 19.9 | 0.0 | 0.0 | 0.0 | 0.0 | |
| VMP-58-30 | 11/25/2025 | 08:38 | -0.70 | -0.70 | 0.0 | 0 | 1.1 | 19.5 | 0.0 | 0.0 | 0.0 | 0.0 | |
| VMP-58-30 | 12/18/2025 | 09:04 | -0.20 | 0.23 | 0.0 | 0 | 1.4 | 18.7 | 0.0 | 0.0 | 0.0 | 0.0 | |
| VMP-59-5 | 1/28/2025 | 13:00 | NM | NM | NM | NM | NM | NM | NM | NM | NM | NM | Not sampled. VMP encased in ice. |
| VMP-59-5 | 2/26/2025 | 12:28 | 0.00 | 0.00 | 0.0 | 0 | 0.1 | 20.9 | 0.0 | 0.0 | 0.0 | 0.0 | |
| VMP-59-5 | 3/19/2025 | 11:55 | 0.00 | 0.00 | 0.0 | 0 | 0.2 | 20.8 | 0.0 | 0.0 | 0.0 | 0.0 | |
| VMP-59-5 | 4/21/2025 | 13:55 | -0.45 | -0.44 | 0.0 | 0 | 0.3 | 20.7 | 0.0 | 0.0 | 0.0 | 0.0 | |
| VMP-59-5 | 5/21/2025 | 08:08 | -0.57 | -0.59 | 0.0 | 0 | 0.4 | 20.5 | 0.0 | 0.0 | 0.0 | 0.0 | |
| VMP-59-5 | 6/18/2025 | 11:53 | -0.43 | -0.94 | 0.0 | 0 | 0.3 | 20.7 | 0.0 | 0.0 | 0.0 | 0.0 | |
| VMP-59-5 | 6/18/2025 | 11:53 | NM | NM | 0.0 | 0 | 0.3 | 20.7 | 0.0 | 0.0 | 0.0 | 0.0 | Duplicate sample. |
| VMP-59-5 | 7/16/2025 | 12:19 | -0.08 | -0.06 | 0.0 | 0 | 0.4 | 20.4 | 4.7 | 0.0 | 0.0 | 0.0 | |
| VMP-59-5 | 8/20/2025 | 11:54 | NM | NM | NM | NM | NM | NM | NM | NM | NM | NM | Vehicle parked on well vault. Could not access. |
| VMP-59-5 | 9/17/2025 | 13:34 | -0.13 | 0.00 | 0.0 | 0 | 0.6 | 20.4 | 0.0 | 0.0 | 0.0 | 0.0 | |
| VMP-59-5 | 10/23/2025 | 10:30 | -0.32 | -0.11 | 0.0 | 0 | 0.3 | 20.8 | 0.0 | 0.0 | 0.0 | 0.0 | |
| VMP-59-5 | 11/24/2025 | 13:56 | -0.15 | 0.00 | 0.0 | 0 | 0.3 | 20.6 | 0.0 | 0.0 | 0.0 | 0.0 | |
| VMP-59-5 | 12/18/2025 | 08:41 | 0.00 | 0.14 | 0.0 | 0 | 0.3 | 20.3 | 0.7 | 31.1 | 20.6 | 10.5 | |
| VMP-59-10 | 1/28/2025 | 13:00 | NM | NM | NM | NM | NM | NM | NM | NM | NM | NM | Not sampled. VMP encased in ice. |
| VMP-59-10 | 2/26/2025 | 12:29 | -0.20 | -0.10 | 0.0 | 0 | 0.1 | 20.8 | 0.0 | 2.0 | 1.7 | 0.3 | |
| VMP-59-10 | 3/19/2025 | 11:56 | 0.00 | 0.10 | 0.0 | 0 | 0.2 | 20.8 | 0.0 | 0.0 | 0.0 | 0.0 | |
| VMP-59-10 | 4/21/2025 | 13:56 | -0.45 | -0.37 | 0.0 | 0 | 0.4 | 20.6 | 0.0 | 0.0 | 0.0 | 0.0 | |
| VMP-59-10 | 5/21/2025 | 08:09 | -0.59 | -0.60 | 0.0 | 0 | 0.5 | 20.6 | 0.0 | 0.0 | 0.0 | 0.0 | |
| VMP-59-10 | 6/18/2025 | 11:54 | -0.36 | -0.44 | 0.0 | 0 | 0.3 | 20.7 | 0.0 | 0.0 | 0.0 | 0.0 | |
| VMP-59-10 | 7/16/2025 | 12:20 | -0.08 | -0.06 | 0.0 | 0 | 0.6 | 20.4 | 0.0 | 0.0 | 0.0 | 0.0 | |
| VMP-59-10 | 8/20/2025 | 11:54 | NM | NM | NM | NM | NM | NM | NM | NM | NM | NM | Vehicle parked on well vault. Could not access. |
| VMP-59-10 | 9/17/2025 | 13:35 | -0.13 | 0.00 | 0.0 | 0 | 0.8 | 20.1 | 0.0 | 0.0 | 0.0 | 0.0 | |
| VMP-59-10 | 10/23/2025 | 10:31 | -0.67 | -0.13 | 0.0 | 0 | 0.4 | 20.7 | 0.0 | 0.0 | 0.0 | 0.0 | |
| VMP-59-10 | 11/24/2025 | 13:57 | -0.12 | -0.13 | 0.0 | 0 | 0.3 | 20.6 | 0.0 | 0.0 | 0.0 | 0.0 | |
| VMP-59-10 | 12/18/2025 | 08:42 | 0.00 | 0.00 | 0.1 | 2 | 0.5 | 20.2 | 2.3 | 127 | 77.9 | 49.1 | |

**TABLE 9**
**SVE SYSTEM MONTHLY MONITORING - VMP SAMPLING DATA**

| Sample ID | Date | Initial Reading Time (24-Hour) | Vacuum/Pressure | | Fixed Gases | | | | Soil Vapor Concentrations | | | | Comments |
|---|---|---|---|---|---|---|---|---|---|---|---|---|---|
| | | | Initial Reading (Inches of $H_2O$) | Stabilized Reading (Inches of $H_2O$) | $CH_4$ (%) | LEL (%) | $CO_2$ (%) | $O_2$ (%) | PID (ppmv) | THC (ppmv) | $CH_4$ (ppmv) | PHC (ppmv) | |
| VMP-59-20 | 1/28/2025 | 13:00 | NM | NM | NM | NM | NM | NM | NM | NM | NM | NM | Not sampled. VMP encased in ice. |
| VMP-59-20 | 2/26/2025 | 12:30 | -0.84 | -0.72 | 0.0 | 0 | 0.5 | 20.5 | 0.0 | 0.0 | 0.0 | 0.0 | |
| VMP-59-20 | 3/19/2025 | 11:57 | -0.33 | -0.19 | 0.0 | 0 | 1.1 | 19.7 | 0.0 | 0.0 | 0.0 | 0.0 | |
| VMP-59-20 | 4/21/2025 | 13:58 | -0.45 | -0.38 | 0.0 | 0 | 0.4 | 20.6 | 0.0 | 0.0 | 0.0 | 0.0 | |
| VMP-59-20 | 5/21/2025 | 08:10 | -1.77 | -1.63 | 0.0 | 0 | 0.5 | 20.5 | 0.0 | 0.0 | 0.0 | 0.0 | |
| VMP-59-20 | 6/18/2025 | 11:55 | -1.29 | -1.61 | 0.0 | 0 | 0.4 | 20.7 | 0.0 | 0.0 | 0.0 | 0.0 | |
| VMP-59-20 | 7/16/2025 | 12:21 | -0.30 | -0.31 | 0.0 | 0 | 0.7 | 20.2 | 0.0 | 0.0 | 0.0 | 0.0 | |
| VMP-59-20 | 8/20/2025 | 11:54 | NM | NM | NM | NM | NM | NM | NM | NM | NM | NM | Vehicle parked on well vault. Could not access. |
| VMP-59-20 | 9/17/2025 | 13:36 | -0.73 | -0.59 | 0.0 | 0 | 1.5 | 19.0 | 1.2 | 10.2 | 2.1 | 8.1 | |
| VMP-59-20 | 10/23/2025 | 10:32 | -1.15 | -0.69 | 0.0 | 0 | 0.5 | 20.5 | 0.0 | 0.0 | 0.0 | 0.0 | |
| VMP-59-20 | 11/24/2025 | 13:58 | -0.47 | -0.47 | 0.1 | 2 | 1.8 | 18.6 | 4.2 | 100 | 18.9 | 81.1 | |
| VMP-59-20 | 12/18/2025 | 08:43 | -0.11 | 0.14 | 1.4 | 28 | 3.5 | 15.6 | 59.1 | 3996 | 2749 | 1247 | |
| VMP-59-30 | 1/28/2025 | 13:00 | NM | NM | NM | NM | NM | NM | NM | NM | NM | NM | Not sampled. VMP encased in ice. |
| VMP-59-30 | 2/26/2025 | 12:31 | -0.22 | -0.09 | 0.0 | 0 | 0.1 | 20.9 | 0.0 | 2.0 | 1.5 | 0.5 | |
| VMP-59-30 | 3/19/2025 | 11:58 | 0.00 | 0.00 | 0.0 | 0 | 0.2 | 20.8 | 0.0 | 0.0 | 0.0 | 0.0 | |
| VMP-59-30 | 4/21/2025 | 13:58 | -0.45 | -0.38 | 0.0 | 0 | 0.4 | 20.7 | 0.0 | 0.0 | 0.0 | 0.0 | |
| VMP-59-30 | 5/21/2025 | 08:11 | -0.79 | -0.72 | 0.0 | 0 | 0.4 | 20.7 | 0.0 | 0.0 | 0.0 | 0.0 | |
| VMP-59-30 | 5/21/2025 | 08:11 | NM | NM | 0.0 | 0 | 0.4 | 20.7 | 0.0 | 0.0 | 0.0 | 0.0 | Duplicate sample. |
| VMP-59-30 | 6/18/2025 | 11:56 | -0.42 | -0.49 | 0.0 | 0 | 0.2 | 20.9 | 0.0 | 0.0 | 0.0 | 0.0 | |
| VMP-59-30 | 7/16/2025 | 12:22 | -0.08 | -0.07 | 0.0 | 0 | 0.7 | 20.3 | 0.0 | 0.0 | 0.0 | 0.0 | |
| VMP-59-30 | 8/20/2025 | 11:54 | NM | NM | NM | NM | NM | NM | NM | NM | NM | NM | Vehicle parked on well vault. Could not access. |
| VMP-59-30 | 9/17/2025 | 13:37 | -0.12 | 0.00 | 0.0 | 0 | 0.8 | 20.1 | 0.0 | 0.0 | 0.0 | 0.0 | |
| VMP-59-30 | 10/23/2025 | 10:33 | -0.31 | -0.15 | 0.0 | 0 | 0.5 | 20.6 | 0.0 | 0.0 | 0.0 | 0.0 | |
| VMP-59-30 | 11/24/2025 | 13:59 | -0.16 | -0.14 | 0.0 | 0 | 0.3 | 20.7 | 0.0 | 0.0 | 0.0 | 0.0 | |
| VMP-59-30 | 11/24/2025 | 13:59 | NM | NM | 0.0 | 0 | 0.3 | 20.7 | 0.0 | 0.0 | 0.0 | 0.0 | Duplicate sample. |
| VMP-59-30 | 12/18/2025 | 08:44 | NM | NM | 0.1 | 2 | 0.6 | 20.1 | 4.0 | 302 | 211 | 91.0 | Duplicate sample. |
| VMP-59-30 | 12/18/2025 | 08:44 | 0.00 | 0.00 | 0.1 | 2 | 0.6 | 20.1 | 3.8 | 304 | 212 | 92.0 | |
| VMP-60-5 | 1/28/2025 | 11:30 | 0.00 | 0.00 | 0.0 | 0 | 0.3 | 20.8 | 0.0 | 0.0 | 0.0 | 0.0 | |
| VMP-60-5 | 2/26/2025 | 11:05 | -0.14 | 0.00 | 0.0 | 0 | 0.2 | 20.9 | 0.0 | 0.0 | 0.0 | 0.0 | |
| VMP-60-5 | 2/26/2025 | 11:05 | NM | NM | 0.0 | 0 | 0.2 | 20.9 | 0.0 | 0.0 | 0.0 | 0.0 | Duplicate sample. |
| VMP-60-5 | 3/19/2025 | 10:40 | 0.00 | -0.03 | 0.0 | 0 | 0.3 | 20.7 | 0.0 | 0.0 | 0.0 | 0.0 | |
| VMP-60-5 | 4/21/2025 | 11:05 | -0.60 | -0.32 | 0.0 | 0 | 0.4 | 20.2 | 0.0 | 0.0 | 0.0 | 0.0 | |
| VMP-60-5 | 5/22/2025 | 10:52 | -0.22 | -0.22 | 0.0 | 0 | 0.7 | 20.4 | 0.0 | 0.0 | 0.0 | 0.0 | |
| VMP-60-5 | 6/19/2025 | 10:57 | -0.13 | -0.15 | 0.0 | 0 | 0.8 | 19.9 | 0.0 | 0.0 | 0.0 | 0.0 | |
| VMP-60-5 | 7/16/2025 | 11:23 | NM | NM | NM | NM | NM | NM | NM | NM | NM | NM | Vehicle parked on well vault. Could not access. |
| VMP-60-5 | 8/20/2025 | 11:50 | NM | NM | NM | NM | NM | NM | NM | NM | NM | NM | Vehicle parked on well vault. Could not access. |
| VMP-60-5 | 9/17/2025 | 12:20 | 0.00 | -0.11 | 0.0 | 0 | 1.0 | 19.4 | 3.8 | 0.0 | 0.0 | 0.0 | |
| VMP-60-5 | 10/22/2025 | 09:00 | 0.69 | -0.10 | 0.0 | 0 | 0.6 | 20.2 | 0.0 | 0.0 | 0.0 | 0.0 | |
| VMP-60-5 | 11/24/2025 | 12:35 | 0.00 | -0.11 | 0.0 | 0 | 0.6 | 20.2 | 0.0 | 0.0 | 0.0 | 0.0 | |
| VMP-60-5 | 12/17/2025 | 09:00 | -0.17 | 0.00 | 0.0 | 0 | 0.4 | 20.5 | 0.0 | 0.0 | 0.0 | 0.0 | |

**TABLE 9**
**SVE SYSTEM MONTHLY MONITORING - VMP SAMPLING DATA**

| Sample ID | Date | Initial Reading Time (24-Hour) | Vacuum/Pressure | | Fixed Gases | | | | Soil Vapor Concentrations | | | | Comments |
|---|---|---|---|---|---|---|---|---|---|---|---|---|---|
| | | | Initial Reading (Inches of $H_2O$) | Stabilized Reading (Inches of $H_2O$) | $CH_4$ (%) | LEL (%) | $CO_2$ (%) | $O_2$ (%) | PID (ppmv) | THC (ppmv) | $CH_4$ (ppmv) | PHC (ppmv) | |
| VMP-60-10 | 1/28/2025 | 11:31 | 0.00 | 0.00 | 0.0 | 0 | 0.2 | 20.7 | 0.0 | 0.0 | 0.0 | 0.0 | |
| VMP-60-10 | 2/26/2025 | 11:06 | -0.13 | 0.00 | 0.0 | 0 | 0.2 | 20.8 | 0.0 | 0.0 | 0.0 | 0.0 | |
| VMP-60-10 | 3/19/2025 | 10:41 | 0.00 | -0.08 | 0.0 | 0 | 0.3 | 20.7 | 0.0 | 0.0 | 0.0 | 0.0 | |
| VMP-60-10 | 4/21/2025 | 11:06 | -0.51 | -0.60 | 0.0 | 0 | 0.4 | 20.3 | 0.0 | 4.5 | 4.5 | 0.0 | |
| VMP-60-10 | 5/22/2025 | 10:53 | -0.27 | -0.21 | 0.0 | 0 | 0.4 | 20.8 | 0.0 | 0.0 | 0.0 | 0.0 | |
| VMP-60-10 | 6/19/2025 | 10:58 | -0.22 | -0.21 | 0.0 | 0 | 0.8 | 20.0 | 0.0 | 0.0 | 0.0 | 0.0 | |
| VMP-60-10 | 7/16/2025 | 11:24 | NM | NM | NM | NM | NM | NM | NM | NM | NM | NM | Vehicle parked on well vault. Could not access. |
| VMP-60-10 | 8/20/2025 | 11:51 | NM | NM | NM | NM | NM | NM | NM | NM | NM | NM | Vehicle parked on well vault. Could not access. |
| VMP-60-10 | 9/17/2025 | 12:21 | 0.00 | 0.00 | 0.0 | 0 | 1.0 | 19.3 | 4.0 | 0.0 | 0.0 | 0.0 | |
| VMP-60-10 | 10/22/2025 | 09:01 | 0.71 | -0.10 | 0.0 | 0 | 0.6 | 20.1 | 0.0 | 0.0 | 0.0 | 0.0 | |
| VMP-60-10 | 11/24/2025 | 12:36 | 0.00 | -0.11 | 0.0 | 0 | 0.5 | 20.3 | 0.0 | 0.0 | 0.0 | 0.0 | |
| VMP-60-10 | 12/17/2025 | 09:01 | 0.00 | 0.00 | 0.0 | 0 | 0.4 | 20.6 | 0.0 | 0.0 | 0.0 | 0.0 | |
| VMP-60-20 | 1/28/2025 | 11:32 | 0.00 | 0.00 | 0.0 | 0 | 0.3 | 20.7 | 0.0 | 0.0 | 0.0 | 0.0 | |
| VMP-60-20 | 2/26/2025 | 11:07 | -0.13 | 0.00 | 0.0 | 0 | 0.3 | 20.8 | 0.0 | 0.0 | 0.0 | 0.0 | |
| VMP-60-20 | 3/19/2025 | 10:42 | 0.00 | -0.16 | 0.0 | 0 | 0.4 | 20.6 | 0.0 | 0.0 | 0.0 | 0.0 | |
| VMP-60-20 | 4/21/2025 | 11:07 | -0.38 | -0.26 | 0.0 | 0 | 0.5 | 20.2 | 0.1 | 0.0 | 0.0 | 0.0 | |
| VMP-60-20 | 5/22/2025 | 10:54 | -0.21 | -0.18 | 0.0 | 0 | 0.8 | 20.3 | 0.0 | 0.0 | 0.0 | 0.0 | |
| VMP-60-20 | 6/19/2025 | 10:59 | -0.22 | -0.20 | 0.0 | 0 | 1.0 | 19.9 | 0.0 | 0.0 | 0.0 | 0.0 | |
| VMP-60-20 | 7/16/2025 | 11:25 | NM | NM | NM | NM | NM | NM | NM | NM | NM | NM | Vehicle parked on well vault. Could not access. |
| VMP-60-20 | 8/20/2025 | 11:52 | NM | NM | NM | NM | NM | NM | NM | NM | NM | NM | Vehicle parked on well vault. Could not access. |
| VMP-60-20 | 9/17/2025 | 12:22 | 0.00 | 0.00 | 0.0 | 0 | 1.2 | 19.0 | 4.1 | 0.0 | 0.0 | 0.0 | |
| VMP-60-20 | 10/22/2025 | 09:02 | 0.68 | -0.10 | 0.0 | 0 | 0.9 | 19.9 | 0.0 | 0.0 | 0.0 | 0.0 | |
| VMP-60-20 | 11/24/2025 | 12:37 | 0.00 | 0.00 | 0.0 | 0 | 0.7 | 20.2 | 0.0 | 0.0 | 0.0 | 0.0 | |
| VMP-60-20 | 12/17/2025 | 09:02 | -0.17 | 0.00 | 0.0 | 0 | 0.6 | 20.2 | 0.0 | 0.0 | 0.0 | 0.0 | |
| VMP-60-20 | 12/17/2025 | 09:02 | NM | NM | 0.0 | 0 | 0.6 | 20.3 | 0.0 | 0.0 | 0.0 | 0.0 | Duplicate sample. |
| VMP-60-33.5 | 1/28/2025 | 11:33 | 0.00 | 0.00 | 0.0 | 0 | 0.2 | 20.7 | 0.0 | 0.0 | 0.0 | 0.0 | |
| VMP-60-33.5 | 2/26/2025 | 11:08 | -0.16 | 0.00 | 0.0 | 0 | 0.2 | 20.8 | 0.0 | 0.0 | 0.0 | 0.0 | |
| VMP-60-33.5 | 3/19/2025 | 10:43 | -0.80 | -0.09 | 0.0 | 0 | 0.3 | 20.7 | 0.0 | 0.0 | 0.0 | 0.0 | |
| VMP-60-33.5 | 4/21/2025 | 11:08 | NM | NM | NM | NM | NM | NM | NM | NM | NM | NM | Screen submerged. |
| VMP-60-33.5 | 5/22/2025 | 10:55 | NM | NM | NM | NM | NM | NM | NM | NM | NM | NM | Screen submerged. |
| VMP-60-33.5 | 6/19/2025 | 11:00 | 0.00 | 0.00 | 0.0 | 0 | 0.7 | 20.1 | 0.0 | 0.0 | 0.0 | 0.0 | |
| VMP-60-33.5 | 7/16/2025 | 11:26 | NM | NM | NM | NM | NM | NM | NM | NM | NM | NM | Vehicle parked on well vault. Could not access. |
| VMP-60-33.5 | 8/20/2025 | 11:53 | NM | NM | NM | NM | NM | NM | NM | NM | NM | NM | Vehicle parked on well vault. Could not access. |
| VMP-60-33.5 | 9/17/2025 | 12:23 | NM | NM | NM | NM | NM | NM | NM | NM | NM | NM | Screen submerged. |
| VMP-60-33.5 | 10/22/2025 | 09:03 | 0.84 | 0.00 | 0.0 | 0 | 0.4 | 20.4 | 0.0 | 0.0 | 0.0 | 0.0 | |
| VMP-60-33.5 | 11/24/2025 | 12:38 | -0.15 | 0.52 | 0.0 | 0 | 0.4 | 20.5 | 0.0 | 0.0 | 0.0 | 0.0 | |
| VMP-60-33.5 | 12/17/2025 | 09:03 | -0.14 | 0.00 | 0.0 | 0 | 0.3 | 20.6 | 0.0 | 0.0 | 0.0 | 0.0 | |
| VMP-60-33.5 | 12/17/2025 | 09:03 | NM | NM | 0.0 | 0 | 0.3 | 20.6 | 0.0 | 0.0 | 0.0 | 0.0 | Duplicate sample. |

**TABLE 9**
**SVE SYSTEM MONTHLY MONITORING - VMP SAMPLING DATA**

| Sample ID | Date | Initial Reading Time (24-Hour) | Vacuum/Pressure | | Fixed Gases | | | | Soil Vapor Concentrations | | | | Comments |
|---|---|---|---|---|---|---|---|---|---|---|---|---|---|
| | | | Initial Reading (Inches of $H_2O$) | Stabilized Reading (Inches of $H_2O$) | $CH_4$ (%) | LEL (%) | $CO_2$ (%) | $O_2$ (%) | PID (ppmv) | THC (ppmv) | $CH_4$ (ppmv) | PHC (ppmv) | |
| VMP-61-5 | 1/28/2025 | 14:05 | 0.19 | 0.23 | 0.0 | 0 | 2.8 | 18.0 | 0.0 | 0.0 | 0.0 | 0.0 | |
| VMP-61-5 | 2/26/2025 | 13:51 | 0.00 | 0.00 | 0.0 | 0 | 2.3 | 18.6 | 0.0 | 0.0 | 0.0 | 0.0 | |
| VMP-61-5 | 3/7/2025 | 11:25 | 0.00 | 0.33 | 0.0 | 0 | 2.4 | 18.5 | 0.0 | 0.0 | 0.0 | 0.0 | |
| VMP-61-5 | 3/19/2025 | 13:05 | 0.32 | 0.32 | 0.0 | 0 | 2.6 | 18.0 | 0.0 | 0.0 | 0.0 | 0.0 | |
| VMP-61-5 | 4/22/2025 | 08:20 | -1.08 | -0.99 | 0.0 | 0 | 3.1 | 19.6 | 0.0 | 0.0 | 0.0 | 0.0 | |
| VMP-61-5 | 5/21/2025 | 08:40 | -1.03 | -1.10 | 0.0 | 0 | 1.3 | 20.1 | 0.0 | 0.0 | 0.0 | 0.0 | |
| VMP-61-5 | 5/28/2025 | 08:37 | -0.85 | NM | 0.0 | 0 | 0.9 | 20.5 | 0.0 | 0.0 | 0.0 | 0.0 | |
| VMP-61-5 | 6/18/2025 | 12:50 | -0.13 | -0.86 | 0.0 | 0 | 0.7 | 20.3 | 0.0 | 0.0 | 0.0 | 0.0 | |
| VMP-61-5 | 7/16/2025 | 12:52 | -0.21 | -0.20 | 0.0 | 0 | 1.4 | 19.4 | 0.0 | 0.0 | 0.0 | 0.0 | |
| VMP-61-5 | 8/21/2025 | 08:36 | -0.91 | -0.82 | 0.0 | 0 | 0.9 | 20.1 | 0.0 | 0.0 | 0.0 | 0.0 | |
| VMP-61-5 | 9/18/2025 | 08:11 | -0.81 | -0.67 | 0.0 | 0 | 0.8 | 20.1 | 0.0 | 0.0 | 0.0 | 0.0 | |
| VMP-61-5 | 10/23/2025 | 11:28 | -0.78 | -0.58 | 0.0 | 0 | 0.5 | 20.4 | 0.0 | 0.0 | 0.0 | 0.0 | |
| VMP-61-5 | 11/25/2025 | 09:10 | -0.69 | -0.47 | 0.0 | 0 | 0.6 | 20.3 | 0.0 | 0.0 | 0.0 | 0.0 | |
| VMP-61-5 | 12/18/2025 | 09:32 | 0.00 | 0.00 | 0.0 | 0 | 0.5 | 20.3 | 0.0 | 0.0 | 0.0 | 0.0 | |
| VMP-61-10 | 1/28/2025 | 14:05 | 0.33 | 0.34 | 0.0 | 0 | 3.5 | 16.5 | 0.0 | 0.0 | 0.0 | 0.0 | |
| VMP-61-10 | 2/26/2025 | 13:52 | 0.00 | 0.00 | 0.0 | 0 | 2.7 | 17.3 | 0.0 | 0.0 | 0.0 | 0.0 | |
| VMP-61-10 | 3/7/2025 | 11:26 | 0.24 | 0.56 | 0.0 | 0 | 3.0 | 17.0 | 0.0 | 0.0 | 0.0 | 0.0 | |
| VMP-61-10 | 3/19/2025 | 13:06 | 0.50 | 0.49 | 0.0 | 0 | 2.8 | 17.2 | 0.0 | 0.0 | 0.0 | 0.0 | |
| VMP-61-10 | 4/22/2025 | 08:21 | -1.76 | -1.68 | 0.0 | 0 | 3.0 | 18.6 | 0.0 | 0.0 | 0.0 | 0.0 | |
| VMP-61-10 | 4/22/2025 | 08:21 | NM | NM | 0.0 | 0 | 2.8 | 18.8 | 0.0 | 0.0 | 0.0 | 0.0 | Duplicate sample. |
| VMP-61-10 | 5/21/2025 | 08:41 | -1.76 | -1.90 | 0.0 | 0 | 0.9 | 20.5 | 0.0 | 20.9 | 20.9 | 0.0 | |
| VMP-61-10 | 5/28/2025 | 08:38 | -1.57 | NM | 0.0 | 0 | 0.9 | 20.5 | 0.0 | 11.1 | 11.1 | 0.0 | |
| VMP-61-10 | 6/18/2025 | 12:51 | -0.09 | -1.77 | 0.0 | 0 | 0.4 | 20.6 | 0.0 | 0.0 | 0.0 | 0.0 | |
| VMP-61-10 | 7/16/2025 | 12:53 | -0.39 | -0.36 | 0.0 | 0 | 0.8 | 20.1 | 0.0 | 0.0 | 0.0 | 0.0 | |
| VMP-61-10 | 8/21/2025 | 08:37 | -1.72 | -1.65 | 0.0 | 0 | 0.6 | 20.1 | 0.0 | 0.0 | 0.0 | 0.0 | |
| VMP-61-10 | 9/18/2025 | 08:12 | -1.56 | -1.36 | 0.0 | 0 | 0.5 | 20.5 | 0.0 | 0.0 | 0.0 | 0.0 | |
| VMP-61-10 | 10/23/2025 | 11:29 | -1.46 | -1.15 | 0.0 | 0 | 0.4 | 20.6 | 0.0 | 0.0 | 0.0 | 0.0 | |
| VMP-61-10 | 11/25/2025 | 09:11 | -0.74 | -1.09 | 0.0 | 0 | 0.3 | 20.8 | 0.0 | 0.0 | 0.0 | 0.0 | |
| VMP-61-10 | 12/18/2025 | 09:33 | 0.00 | 0.12 | 0.0 | 0 | 0.4 | 20.5 | 0.0 | 0.0 | 0.0 | 0.0 | |
| VMP-61-20 | 1/28/2025 | 14:05 | NM | NM | NM | NM | NM | NM | NM | NM | NM | NM | Not sampled due to port integrity. |
| VMP-61-20 | 2/26/2025 | 13:54 | NM | NM | NM | NM | NM | NM | NM | NM | NM | NM | Not sampled due to port integrity. |
| VMP-61-20 | 3/7/2025 | 11:28 | NM | NM | NM | NM | NM | NM | NM | NM | NM | NM | Not sampled due to port integrity. |
| VMP-61-20 | 3/19/2025 | 13:07 | NM | NM | NM | NM | NM | NM | NM | NM | NM | NM | Not sampled due to port integrity. |
| VMP-61-20 | 4/22/2025 | 08:23 | NM | NM | NM | NM | NM | NM | NM | NM | NM | NM | Not sampled due to port integrity. |
| VMP-61-20 | 5/21/2025 | 08:42 | NM | NM | NM | NM | NM | NM | NM | NM | NM | NM | Not sampled due to port integrity. |
| VMP-61-20 | 5/28/2025 | 08:40 | NM | NM | NM | NM | NM | NM | NM | NM | NM | NM | Not sampled due to port integrity. |
| VMP-61-20 | 6/18/2025 | 12:52 | NM | NM | NM | NM | NM | NM | NM | NM | NM | NM | Not sampled due to port integrity. |
| VMP-61-20 | 7/16/2025 | 12:54 | NM | NM | NM | NM | NM | NM | NM | NM | NM | NM | Not sampled due to port integrity. |
| VMP-61-20 | 8/21/2025 | 08:38 | NM | NM | NM | NM | NM | NM | NM | NM | NM | NM | Not sampled due to port integrity. |
| VMP-61-20 | 9/18/2025 | 08:14 | NM | NM | NM | NM | NM | NM | NM | NM | NM | NM | Not sampled due to port integrity. |
| VMP-61-20 | 10/23/2025 | 11:31 | NM | NM | NM | NM | NM | NM | NM | NM | NM | NM | Not sampled due to port integrity. |
| VMP-61-20 | 11/25/2025 | 09:13 | NM | NM | NM | NM | NM | NM | NM | NM | NM | NM | Not sampled due to port integrity. |
| VMP-61-20 | 12/18/2025 | 09:34 | NM | NM | NM | NM | NM | NM | NM | NM | NM | NM | Not sampled due to port integrity. |

**TABLE 9**
**SVE SYSTEM MONTHLY MONITORING - VMP SAMPLING DATA**

| Sample ID | Date | Initial Reading Time (24-Hour) | Vacuum/Pressure | | Fixed Gases | | | | Soil Vapor Concentrations | | | | Comments |
|---|---|---|---|---|---|---|---|---|---|---|---|---|---|
| | | | Initial Reading (Inches of $H_2O$) | Stabilized Reading (Inches of $H_2O$) | $CH_4$ (%) | LEL (%) | $CO_2$ (%) | $O_2$ (%) | PID (ppmv) | THC (ppmv) | $CH_4$ (ppmv) | PHC (ppmv) | |
| VMP-61-30 | 1/28/2025 | 14:05 | 7.55 | 0.00 | 0.0 | 0 | 0.0 | 20.9 | 0.0 | 0.0 | 0.0 | 0.0 | |
| VMP-61-30 | 2/26/2025 | 13:53 | 1.36 | -0.11 | 0.0 | 0 | 0.1 | 20.9 | 0.0 | 0.0 | 0.0 | 0.0 | |
| VMP-61-30 | 3/7/2025 | 11:27 | -0.42 | 0.21 | 0.0 | 0 | 0.1 | 20.9 | 0.0 | 0.0 | 0.0 | 0.0 | |
| VMP-61-30 | 3/19/2025 | 13:08 | 0.00 | 0.00 | 0.0 | 0 | 0.1 | 20.8 | 0.0 | 0.0 | 0.0 | 0.0 | |
| VMP-61-30 | 4/22/2025 | 08:22 | NM | NM | NM | NM | NM | NM | NM | NM | NM | NM | Screen submerged. |
| VMP-61-30 | 5/21/2025 | 08:42 | NM | NM | NM | NM | NM | NM | NM | NM | NM | NM | Screen submerged. |
| VMP-61-30 | 5/28/2025 | 08:39 | 0.00 | NM | 0.0 | 0 | 1.0 | 20.4 | 0.0 | 0.0 | 0.0 | 0.0 | |
| VMP-61-30 | 6/18/2025 | 12:53 | 0.52 | -0.95 | 0.0 | 0 | 0.8 | 20.4 | 0.0 | 0.0 | 0.0 | 0.0 | |
| VMP-61-30 | 7/16/2025 | 12:55 | NM | NM | NM | NM | NM | NM | NM | NM | NM | NM | Screen submerged. |
| VMP-61-30 | 8/21/2025 | 08:39 | -1.01 | 0.00 | 0.0 | 0 | 0.0 | 20.9 | 0.0 | 0.0 | 0.0 | 0.0 | |
| VMP-61-30 | 8/21/2025 | 08:39 | NM | NM | 0.0 | 0 | 0.1 | 20.9 | 0.0 | 0.0 | 0.0 | 0.0 | Duplicate sample. |
| VMP-61-30 | 9/18/2025 | 08:13 | -0.91 | -0.68 | 0.0 | 0 | 0.6 | 20.4 | 0.0 | 0.0 | 0.0 | 0.0 | |
| VMP-61-30 | 10/23/2025 | 11:30 | 0.52 | -0.62 | 0.0 | 0 | 0.5 | 20.4 | 0.0 | 0.0 | 0.0 | 0.0 | |
| VMP-61-30 | 11/25/2025 | 09:15 | 2.06 | 0.22 | 0.0 | 0 | 0.5 | 20.5 | 0.0 | 0.0 | 0.0 | 0.0 | |
| VMP-61-30 | 12/18/2025 | 09:35 | -0.97 | 0.36 | 0.0 | 0 | 0.5 | 20.3 | 0.0 | 0.0 | 0.0 | 0.0 | |
| VMP-62-5 | 1/29/2025 | 09:55 | 0.00 | 0.00 | 0.0 | 0 | 1.4 | 19.6 | 0.0 | 0.0 | 0.0 | 0.0 | |
| VMP-62-5 | 2/27/2025 | 08:27 | 0.00 | 0.00 | 0.0 | 0 | 1.0 | 19.8 | 0.0 | 0.0 | 0.0 | 0.0 | |
| VMP-62-5 | 3/20/2025 | 10:24 | 0.00 | 0.00 | 0.0 | 0 | 1.6 | 19.0 | 0.0 | 4.7 | 4.7 | 0.0 | |
| VMP-62-5 | 4/22/2025 | 09:36 | 0.00 | 0.00 | 0.0 | 0 | 2.6 | 17.5 | 0.0 | 0.0 | 0.0 | 0.0 | |
| VMP-62-5 | 5/21/2025 | 09:38 | -0.09 | 0.00 | 0.0 | 0 | 4.4 | 16.0 | 0.0 | 0.0 | 0.0 | 0.0 | |
| VMP-62-5 | 6/19/2025 | 12:40 | 0.00 | 0.00 | 0.0 | 0 | 5.6 | 14.8 | 1.2 | 0.0 | 0.0 | 0.0 | |
| VMP-62-5 | 7/16/2025 | 12:18 | 0.00 | 0.00 | 0.0 | 0 | 8.4 | 12.0 | 0.0 | 0.0 | 0.0 | 0.0 | |
| VMP-62-5 | 8/21/2025 | 09:41 | 0.00 | 0.00 | 0.0 | 0 | 9.1 | 12.8 | 0.0 | 0.0 | 0.0 | 0.0 | |
| VMP-62-5 | 9/18/2025 | 09:01 | 0.00 | 0.00 | 0.0 | 0 | 6.8 | 15.1 | 0.0 | 0.0 | 0.0 | 0.0 | |
| VMP-62-5 | 10/23/2025 | 12:43 | 0.00 | 0.00 | 0.0 | 0 | 4.8 | 16.3 | 0.0 | 0.0 | 0.0 | 0.0 | |
| VMP-62-5 | 11/25/2025 | 10:52 | 0.00 | 0.00 | 0.0 | 0 | 2.5 | 18.6 | 0.0 | 0.0 | 0.0 | 0.0 | |
| VMP-62-5 | 12/18/2025 | 09:40 | NM | NM | NM | NM | NM | NM | NM | NM | NM | NM | Not sampled. Area flooded. |
| VMP-62-10 | 1/29/2025 | 09:56 | 0.00 | 0.00 | 0.0 | 0 | 3.0 | 18.5 | 0.0 | 0.0 | 0.0 | 0.0 | |
| VMP-62-10 | 1/29/2025 | 09:56 | NM | NM | 0.0 | 0 | 3.1 | 18.5 | 0.0 | 0.0 | 0.0 | 0.0 | Duplicate sample. |
| VMP-62-10 | 2/27/2025 | 08:28 | 0.00 | 0.00 | 0.0 | 0 | 2.6 | 18.8 | 0.0 | 0.0 | 0.0 | 0.0 | |
| VMP-62-10 | 3/20/2025 | 10:25 | 0.00 | 0.00 | 0.0 | 0 | 2.6 | 18.6 | 0.0 | 0.0 | 0.0 | 0.0 | |
| VMP-62-10 | 3/20/2025 | 10:25 | NM | NM | 0.0 | 0 | 2.6 | 18.7 | 0.0 | 0.0 | 0.0 | 0.0 | Duplicate sample. |
| VMP-62-10 | 4/22/2025 | 09:37 | 0.00 | 0.00 | 0.0 | 0 | 2.8 | 17.9 | 0.0 | 0.0 | 0.0 | 0.0 | |
| VMP-62-10 | 5/21/2025 | 09:49 | 0.00 | 0.00 | 0.0 | 0 | 2.8 | 17.7 | 0.0 | 0.0 | 0.0 | 0.0 | |
| VMP-62-10 | 6/19/2025 | 12:41 | 0.00 | 0.00 | 0.0 | 0 | 4.5 | 15.6 | 2.0 | 0.0 | 0.0 | 0.0 | |
| VMP-62-10 | 7/16/2025 | 12:19 | 0.00 | 0.00 | 0.0 | 0 | 3.7 | 17.6 | 0.0 | 0.0 | 0.0 | 0.0 | |
| VMP-62-10 | 8/21/2025 | 09:41 | 0.00 | 0.00 | 0.0 | 0 | 7.7 | 13.5 | 0.0 | 0.0 | 0.0 | 0.0 | |
| VMP-62-10 | 9/18/2025 | 09:02 | 0.00 | 0.00 | 0.0 | 0 | 7.1 | 14.8 | 0.0 | 0.0 | 0.0 | 0.0 | |
| VMP-62-10 | 10/23/2025 | 12:44 | 0.00 | 0.00 | 0.0 | 0 | 6.0 | 16.0 | 0.0 | 0.0 | 0.0 | 0.0 | |
| VMP-62-10 | 11/25/2025 | 10:53 | 0.00 | 0.00 | 0.0 | 0 | 4.3 | 17.6 | 0.0 | 0.0 | 0.0 | 0.0 | |
| VMP-62-10 | 12/18/2025 | 09:40 | NM | NM | NM | NM | NM | NM | NM | NM | NM | NM | Not sampled. Area flooded. |

**TABLE 9**
**SVE SYSTEM MONTHLY MONITORING - VMP SAMPLING DATA**

| Sample ID | Date | Initial Reading Time (24-Hour) | Vacuum/Pressure | | Fixed Gases | | | | Soil Vapor Concentrations | | | | Comments |
|---|---|---|---|---|---|---|---|---|---|---|---|---|---|
| | | | Initial Reading (Inches of $H_2O$) | Stabilized Reading (Inches of $H_2O$) | $CH_4$ (%) | LEL (%) | $CO_2$ (%) | $O_2$ (%) | PID (ppmv) | THC (ppmv) | $CH_4$ (ppmv) | PHC (ppmv) | |
| VMP-62-20 | 1/29/2025 | 09:57 | NM | NM | NM | NM | NM | NM | NM | NM | NM | NM | Not sampled. VMP encased in ice. |
| VMP-62-20 | 2/27/2025 | 08:29 | -0.33 | -0.24 | 0.0 | 0 | 2.6 | 18.9 | 0.0 | 0.0 | 0.0 | 0.0 | |
| VMP-62-20 | 3/20/2025 | 10:26 | -0.72 | -0.66 | 0.0 | 0 | 2.6 | 18.8 | 0.0 | 0.0 | 0.0 | 0.0 | |
| VMP-62-20 | 4/22/2025 | 09:38 | -0.27 | -0.42 | 0.0 | 0 | 2.6 | 18.4 | 0.0 | 0.0 | 0.0 | 0.0 | |
| VMP-62-20 | 5/21/2025 | 09:50 | -0.70 | -0.66 | 0.0 | 0 | 3.1 | 17.1 | 0.0 | 0.0 | 0.0 | 0.0 | |
| VMP-62-20 | 6/19/2025 | 12:42 | -0.31 | -0.27 | 0.0 | 0 | 3.7 | 16.3 | 3.9 | 0.0 | 0.0 | 0.0 | |
| VMP-62-20 | 7/16/2025 | 12:20 | 0.00 | 0.00 | 0.0 | 0 | 4.5 | 16.0 | 0.0 | 0.0 | 0.0 | 0.0 | |
| VMP-62-20 | 8/21/2025 | 09:43 | 0.00 | -0.41 | 0.0 | 0 | 6.4 | 14.6 | 0.0 | 0.0 | 0.0 | 0.0 | |
| VMP-62-20 | 9/18/2025 | 09:03 | -0.38 | -0.24 | 0.0 | 0 | 6.2 | 15.5 | 0.0 | 0.0 | 0.0 | 0.0 | |
| VMP-62-20 | 10/23/2025 | 12:45 | 0.00 | -0.14 | 0.0 | 0 | 5.3 | 16.7 | 0.0 | 0.0 | 0.0 | 0.0 | |
| VMP-62-20 | 11/25/2025 | 10:54 | -0.28 | -0.26 | 0.0 | 0 | 4.2 | 17.9 | 0.0 | 0.0 | 0.0 | 0.0 | |
| VMP-62-20 | 12/18/2025 | 09:40 | NM | NM | NM | NM | NM | NM | NM | NM | NM | NM | Not sampled. Area flooded. |
| VMP-62-30 | 1/29/2025 | 09:58 | NM | NM | NM | NM | NM | NM | NM | NM | NM | NM | Not sampled. VMP encased in ice. |
| VMP-62-30 | 2/27/2025 | 08:30 | -0.51 | -0.11 | 0.0 | 0 | 2.5 | 18.3 | 0.0 | 0.0 | 0.0 | 0.0 | |
| VMP-62-30 | 3/20/2025 | 10:27 | -1.23 | -1.15 | 0.0 | 0 | 2.3 | 19.0 | 0.0 | 0.0 | 0.0 | 0.0 | |
| VMP-62-30 | 4/22/2025 | 09:39 | -0.72 | -0.24 | 0.0 | 0 | 2.2 | 18.6 | 0.0 | 0.0 | 0.0 | 0.0 | |
| VMP-62-30 | 5/21/2025 | 09:51 | -1.23 | -1.18 | 0.0 | 0 | 1.8 | 18.2 | 0.0 | 0.0 | 0.0 | 0.0 | |
| VMP-62-30 | 6/19/2025 | 12:43 | -0.65 | -0.17 | 0.0 | 0 | 1.9 | 17.5 | 3.7 | 0.0 | 0.0 | 0.0 | |
| VMP-62-30 | 7/16/2025 | 12:21 | 0.00 | 0.00 | 0.0 | 0 | 2.4 | 17.2 | 0.0 | 0.0 | 0.0 | 0.0 | |
| VMP-62-30 | 8/21/2025 | 09:44 | -0.78 | -0.73 | 0.0 | 0 | 3.1 | 16.7 | 0.0 | 0.0 | 0.0 | 0.0 | |
| VMP-62-30 | 9/18/2025 | 09:04 | -0.71 | -0.56 | 0.0 | 0 | 3.4 | 16.7 | 0.0 | 0.0 | 0.0 | 0.0 | |
| VMP-62-30 | 10/23/2025 | 12:46 | -0.37 | -0.17 | 0.0 | 0 | 3.3 | 17.5 | 0.0 | 0.0 | 0.0 | 0.0 | |
| VMP-62-30 | 11/25/2025 | 10:55 | -0.53 | -0.47 | 0.0 | 0 | 3.3 | 17.4 | 0.0 | 0.0 | 0.0 | 0.0 | |
| VMP-62-30 | 12/18/2025 | 09:40 | NM | NM | NM | NM | NM | NM | NM | NM | NM | NM | Not sampled. Area flooded. |
| VMP-63-5 | 1/29/2025 | 09:38 | -0.12 | -0.10 | 0.0 | 0 | 0.3 | 20.7 | 0.0 | 0.0 | 0.0 | 0.0 | |
| VMP-63-5 | 2/27/2025 | 08:12 | 0.00 | 0.00 | 0.0 | 0 | 0.3 | 20.7 | 0.0 | 0.0 | 0.0 | 0.0 | |
| VMP-63-5 | 3/7/2025 | 11:55 | 0.17 | 0.11 | 0.0 | 0 | 0.6 | 20.4 | 0.0 | 0.0 | 0.0 | 0.0 | |
| VMP-63-5 | 3/20/2025 | 09:59 | -0.09 | -0.19 | 0.0 | 0 | 0.6 | 20.6 | 0.0 | 0.0 | 0.0 | 0.0 | |
| VMP-63-5 | 4/22/2025 | 08:45 | -0.50 | -0.58 | 0.0 | 0 | 0.4 | 20.8 | 0.0 | 0.0 | 0.0 | 0.0 | |
| VMP-63-5 | 5/21/2025 | 09:02 | -0.59 | -0.57 | 0.0 | 0 | 0.4 | 20.6 | 0.0 | 0.0 | 0.0 | 0.0 | |
| VMP-63-5 | 6/18/2025 | 14:00 | -0.45 | -0.35 | 0.0 | 0 | 0.2 | 20.7 | 2.4 | 0.0 | 0.0 | 0.0 | |
| VMP-63-5 | 7/16/2025 | 13:55 | -0.08 | 0.00 | 0.0 | 0 | 0.3 | 20.7 | 2.4 | 5.6 | 2.1 | 3.5 | |
| VMP-63-5 | 8/21/2025 | 09:00 | -0.32 | 0.00 | 0.0 | 0 | 0.3 | 20.7 | 0.0 | 0.0 | 0.0 | 0.0 | |
| VMP-63-5 | 9/18/2025 | 08:37 | -0.28 | -0.15 | 0.0 | 0 | 0.2 | 20.8 | 0.0 | 0.0 | 0.0 | 0.0 | |
| VMP-63-5 | 10/23/2025 | 12:03 | -0.27 | -0.19 | 0.0 | 0 | 0.1 | 20.9 | 0.0 | 0.0 | 0.0 | 0.0 | |
| VMP-63-5 | 11/25/2025 | 10:11 | -0.26 | -0.24 | 0.0 | 0 | 0.1 | 20.8 | 0.0 | 0.0 | 0.0 | 0.0 | |
| VMP-63-5 | 12/18/2025 | 10:29 | 0.00 | 0.00 | 0.0 | 0 | 3.1 | 18.1 | 0.0 | 0.0 | 0.0 | 0.0 | |

**TABLE 9**
**SVE SYSTEM MONTHLY MONITORING - VMP SAMPLING DATA**

| Sample ID | Date | Initial Reading Time (24-Hour) | Vacuum/Pressure | | Fixed Gases | | | | Soil Vapor Concentrations | | | | Comments |
|---|---|---|---|---|---|---|---|---|---|---|---|---|---|
| | | | Initial Reading (Inches of $H_2O$) | Stabilized Reading (Inches of $H_2O$) | $CH_4$ (%) | LEL (%) | $CO_2$ (%) | $O_2$ (%) | PID (ppmv) | THC (ppmv) | $CH_4$ (ppmv) | PHC (ppmv) | |
| VMP-63-10 | 1/29/2025 | 09:39 | -0.37 | -0.25 | 0.0 | 0 | 0.5 | 20.5 | 0.0 | 0.0 | 0.0 | 0.0 | |
| VMP-63-10 | 2/27/2025 | 08:13 | 0.00 | 0.00 | 0.0 | 0 | 0.6 | 20.4 | 0.0 | 0.0 | 0.0 | 0.0 | |
| VMP-63-10 | 3/7/2025 | 11:56 | 0.10 | 0.00 | 0.0 | 0 | 0.6 | 20.4 | 0.0 | 0.0 | 0.0 | 0.0 | |
| VMP-63-10 | 3/20/2025 | 10:00 | -0.20 | -0.09 | 0.0 | 0 | 0.1 | 20.9 | 0.0 | 0.0 | 0.0 | 0.0 | |
| VMP-63-10 | 4/22/2025 | 08:46 | -0.21 | -0.79 | 0.0 | 0 | 0.7 | 20.5 | 0.0 | 0.0 | 0.0 | 0.0 | |
| VMP-63-10 | 5/21/2025 | 09:03 | 0.00 | -0.20 | 0.0 | 0 | 0.1 | 20.9 | 0.0 | 0.0 | 0.0 | 0.0 | |
| VMP-63-10 | 6/18/2025 | 14:01 | 0.00 | -0.78 | 0.0 | 0 | 0.6 | 20.3 | 3.1 | 0.0 | 0.0 | 0.0 | |
| VMP-63-10 | 7/16/2025 | 13:56 | -0.15 | -0.07 | 0.0 | 0 | 0.8 | 20.2 | 0.0 | 0.0 | 0.0 | 0.0 | |
| VMP-63-10 | 8/21/2025 | 09:42 | 0.00 | 0.00 | 0.0 | 0 | 0.8 | 20.2 | 0.0 | 0.0 | 0.0 | 0.0 | |
| VMP-63-10 | 9/18/2025 | 08:38 | 0.00 | -0.16 | 0.0 | 0 | 0.3 | 20.7 | 0.0 | 0.0 | 0.0 | 0.0 | |
| VMP-63-10 | 10/23/2025 | 12:04 | -0.56 | -0.43 | 0.0 | 0 | 0.2 | 20.8 | 0.0 | 0.0 | 0.0 | 0.0 | |
| VMP-63-10 | 11/25/2025 | 10:12 | -0.45 | -0.19 | 0.0 | 0 | 0.2 | 20.8 | 0.0 | 0.0 | 0.0 | 0.0 | |
| VMP-63-10 | 12/18/2025 | 10:30 | 0.00 | 0.00 | 0.0 | 0 | 3.9 | 18.2 | 0.0 | 0.0 | 0.0 | 0.0 | |
| VMP-63-20 | 1/29/2025 | 09:40 | -0.12 | 0.00 | 0.0 | 0 | 0.5 | 20.6 | 0.0 | 0.0 | 0.0 | 0.0 | |
| VMP-63-20 | 2/27/2025 | 08:14 | 0.00 | 0.00 | 0.0 | 0 | 0.4 | 20.6 | 0.0 | 0.0 | 0.0 | 0.0 | |
| VMP-63-20 | 3/7/2025 | 11:57 | 0.00 | 0.00 | 0.0 | 0 | 1.1 | 20.0 | 0.0 | 0.0 | 0.0 | 0.0 | |
| VMP-63-20 | 3/20/2025 | 10:01 | -0.31 | -0.15 | 0.0 | 0 | 0.6 | 20.5 | 0.0 | 0.0 | 0.0 | 0.0 | |
| VMP-63-20 | 4/22/2025 | 08:47 | -0.14 | -0.55 | 0.0 | 0 | 0.5 | 20.7 | 0.0 | 0.0 | 0.0 | 0.0 | |
| VMP-63-20 | 5/21/2025 | 09:04 | -0.47 | -0.48 | 0.0 | 0 | 0.5 | 20.5 | 0.0 | 0.0 | 0.0 | 0.0 | |
| VMP-63-20 | 5/21/2025 | 09:04 | NM | NM | 0.0 | 0 | 0.5 | 20.5 | 0.0 | 0.0 | 0.0 | 0.0 | Duplicate sample. |
| VMP-63-20 | 6/18/2025 | 14:02 | -0.47 | -0.36 | 0.0 | 0 | 0.5 | 20.3 | 0.0 | 0.0 | 0.0 | 0.0 | |
| VMP-63-20 | 7/16/2025 | 13:57 | -0.07 | 0.00 | 0.0 | 0 | 0.6 | 20.4 | 0.0 | 0.0 | 0.0 | 0.0 | |
| VMP-63-20 | 8/21/2025 | 09:02 | -0.37 | -0.30 | 0.0 | 0 | 0.7 | 20.3 | 0.0 | 0.0 | 0.0 | 0.0 | |
| VMP-63-20 | 9/18/2025 | 08:39 | -0.37 | -0.21 | 0.0 | 0 | 0.6 | 20.4 | 0.2 | 0.0 | 0.0 | 0.0 | |
| VMP-63-20 | 10/23/2025 | 12:05 | -0.29 | -0.12 | 0.0 | 0 | 0.4 | 20.6 | 0.0 | 0.0 | 0.0 | 0.0 | |
| VMP-63-20 | 11/25/2025 | 10:13 | NM | NM | 0.0 | 0 | 0.1 | 20.8 | 0.0 | 0.0 | 0.0 | 0.0 | Duplicate sample. |
| VMP-63-20 | 11/25/2025 | 10:13 | -0.28 | 0.00 | 0.0 | 0 | 0.2 | 20.8 | 0.0 | 0.0 | 0.0 | 0.0 | |
| VMP-63-20 | 12/18/2025 | 10:31 | 0.20 | 0.19 | 0.0 | 0 | 3.5 | 18.3 | 0.0 | 0.0 | 0.0 | 0.0 | |
| VMP-63-30 | 1/29/2025 | 09:41 | -0.17 | -0.14 | 0.0 | 0 | 0.8 | 20.3 | 0.0 | 0.0 | 0.0 | 0.0 | |
| VMP-63-30 | 1/29/2025 | 09:41 | NM | NM | 0.0 | 0 | 0.8 | 20.3 | 0.0 | 0.0 | 0.0 | 0.0 | Duplicate sample. |
| VMP-63-30 | 2/27/2025 | 08:15 | 0.00 | 0.00 | 0.0 | 0 | 0.7 | 20.5 | 0.0 | 0.0 | 0.0 | 0.0 | |
| VMP-63-30 | 3/7/2025 | 11:58 | 0.17 | 0.12 | 0.0 | 0 | 1.2 | 19.9 | 0.0 | 0.0 | 0.0 | 0.0 | |
| VMP-63-30 | 3/20/2025 | 10:22 | -0.46 | -0.23 | 0.0 | 0 | 0.8 | 20.4 | 0.0 | 0.0 | 0.0 | 0.0 | |
| VMP-63-30 | 4/22/2025 | 08:48 | -0.14 | -0.55 | 0.0 | 0 | 0.7 | 20.4 | 0.0 | 0.0 | 0.0 | 0.0 | |
| VMP-63-30 | 5/21/2025 | 09:05 | -0.61 | -0.62 | 0.0 | 0 | 0.7 | 20.4 | 0.0 | 0.0 | 0.0 | 0.0 | |
| VMP-63-30 | 6/18/2025 | 14:03 | -0.44 | -0.40 | 0.0 | 0 | 0.7 | 20.1 | 0.0 | 0.0 | 0.0 | 0.0 | |
| VMP-63-30 | 7/16/2025 | 13:58 | -0.08 | 0.00 | 0.0 | 0 | 0.8 | 20.1 | 0.0 | 0.0 | 0.0 | 0.0 | |
| VMP-63-30 | 8/21/2025 | 09:03 | -0.41 | 0.00 | 0.0 | 0 | 0.7 | 20.2 | 0.0 | 0.0 | 0.0 | 0.0 | |
| VMP-63-30 | 9/18/2025 | 08:04 | -0.41 | -0.25 | 0.0 | 0 | 0.7 | 20.2 | 0.0 | 0.0 | 0.0 | 0.0 | |
| VMP-63-30 | 10/23/2025 | 12:06 | -0.31 | -0.23 | 0.0 | 0 | 0.7 | 20.3 | 0.0 | 0.0 | 0.0 | 0.0 | |
| VMP-63-30 | 11/25/2025 | 10:14 | -0.28 | -0.25 | 0.0 | 0 | 0.7 | 20.3 | 0.0 | 0.0 | 0.0 | 0.0 | |
| VMP-63-30 | 12/18/2025 | 10:32 | 0.34 | 0.85 | 0.0 | 0 | 3.3 | 16.9 | 0.0 | 0.0 | 0.0 | 0.0 | |

SEE LAST PAGE OF TABLE FOR NOTES

**TABLE 9**
**SVE SYSTEM MONTHLY MONITORING - VMP SAMPLING DATA**

| Sample ID | Date | Initial Reading Time (24-Hour) | Vacuum/Pressure | | Fixed Gases | | | | Soil Vapor Concentrations | | | | Comments |
|---|---|---|---|---|---|---|---|---|---|---|---|---|---|
| | | | Initial Reading (Inches of $H_2O$) | Stabilized Reading (Inches of $H_2O$) | $CH_4$ (%) | LEL (%) | $CO_2$ (%) | $O_2$ (%) | PID (ppmv) | THC (ppmv) | $CH_4$ (ppmv) | PHC (ppmv) | |
| VMP-64-5 | 1/29/2025 | 09:18 | 0.00 | 0.00 | 0.0 | 0 | 0.8 | 20.6 | 0.0 | 5.0 | 5.0 | 0.0 | |
| VMP-64-5 | 2/27/2025 | 07:56 | 0.00 | 0.00 | 0.0 | 0 | 0.8 | 20.7 | 0.0 | 185 | 174 | 11.1 | |
| VMP-64-5 | 2/27/2025 | 13:54 | 0.00 | NM | 0.0 | 0 | 0.8 | 20.4 | 0.0 | 342 | 324 | 18.0 | Re-sampled due to elevated concentrations. |
| VMP-64-5 | 3/3/2025 | 11:35 | 0.00 | NM | 0.3 | 6 | 1.2 | 19.1 | 0.0 | 2005 | 1938 | 67.0 | |
| VMP-64-5 | 3/7/2025 | 11:05 | 0.09 | 0.00 | 0.0 | 0 | 2.6 | 17.8 | 0.0 | 558 | 511 | 47.0 | |
| VMP-64-5 | 3/11/2025 | 12:25 | 0.00 | NM | 0.0 | 0 | 1.6 | 19.7 | 0.0 | 558 | 528 | 30.0 | |
| VMP-64-5 | 3/19/2025 | 13:35 | 0.10 | 0.00 | 0.0 | 0 | 2.9 | 17.8 | 0.0 | 7.5 | 5.9 | 1.6 | |
| VMP-64-5 | 3/25/2025 | 11:54 | 0.00 | NM | 0.0 | 0 | 0.8 | 20.6 | 0.0 | 7.6 | 7.6 | 0.0 | |
| VMP-64-5 | 4/2/2025 | 12:20 | 0.00 | NM | 0.0 | 0 | 2.5 | 18.7 | 0.0 | 91.6 | 91.6 | 0.0 | |
| VMP-64-5 | 4/15/2025 | 12:30 | -0.33 | NM | 4.0 | 80 | 0.9 | 17.8 | 0.0 | 30841 | 30305 | 536 | |
| VMP-64-5 | 4/22/2025 | 08:32 | -0.16 | -0.18 | 0.0 | 0 | 0.3 | 20.6 | 0.0 | 549 | 549 | 0.0 | |
| VMP-64-5 | 5/1/2025 | 11:50 | 0.00 | NM | 0.0 | 0 | 0.3 | 20.6 | 0.0 | 0.0 | 0.0 | 0.0 | |
| VMP-64-5 | 5/6/2025 | 13:00 | -0.17 | NM | 0.0 | 0 | 0.2 | 20.9 | 0.0 | 0.0 | 0.0 | 0.0 | |
| VMP-64-5 | 5/21/2025 | 08:50 | 0.10 | 0.00 | 0.8 | 16 | 0.7 | 14.9 | 0.0 | 8468 | 8468 | 0.0 | |
| VMP-64-5 | 5/23/2025 | 14:10 | 0.00 | NM | 0.0 | 0 | 1.1 | 19.8 | 0.0 | 75.4 | 73.9 | 1.5 | Re-sampled due to elevated concentrations. |
| VMP-64-5 | 5/28/2025 | 08:16 | -0.16 | NM | 0.0 | 0 | 0.4 | 20.7 | 0.0 | 0.0 | 0.0 | 0.0 | |
| VMP-64-5 | 6/18/2025 | 13:40 | -0.09 | -0.11 | 3.7 | 74 | 1.0 | 12.4 | 1.8 | 32360 | 29870 | 2490 | |
| VMP-64-5 | 6/19/2025 | 07:40 | -0.26 | NM | 0.7 | 14 | 1.5 | 18.5 | 0.0 | 8371 | 8371 | 0.0 | |
| VMP-64-5 | 7/16/2025 | 13:40 | 0.00 | 0.00 | 0.1 | 2 | 0.7 | 16.2 | 0.0 | 1188 | 1188 | 0.0 | |
| VMP-64-5 | 8/21/2025 | 08:50 | -0.15 | -0.11 | 0.0 | 0 | 1.9 | 19.8 | 0.0 | 0.0 | 0.0 | 0.0 | |
| VMP-64-5 | 8/25/2025 | 13:38 | -0.12 | NM | 0.0 | 0 | 0.8 | 19.9 | 0.2 | 0.0 | 0.0 | 0.0 | |
| VMP-64-5 | 9/18/2025 | 08:20 | -0.15 | 0.00 | 0.0 | 0 | 0.2 | 20.8 | 0.0 | 0.0 | 0.0 | 0.0 | |
| VMP-64-5 | 10/23/2025 | 11:43 | -0.10 | 0.00 | 0.0 | 0 | 2.7 | 18.8 | 0.0 | 6.7 | 6.7 | 0.0 | |
| VMP-64-5 | 11/25/2025 | 09:28 | 0.00 | -0.09 | 0.0 | 0 | 0.5 | 20.6 | 0.0 | 0.0 | 0.0 | 0.0 | |
| VMP-64-5 | 12/18/2025 | 09:49 | 0.00 | 0.00 | 0.0 | 0 | 0.7 | 19.6 | 0.0 | 0.0 | 0.0 | 0.0 | |

SEE LAST PAGE OF TABLE FOR NOTES

**TABLE 9**
**SVE SYSTEM MONTHLY MONITORING - VMP SAMPLING DATA**

| Sample ID | Date | Initial Reading Time (24-Hour) | Vacuum/Pressure | | Fixed Gases | | | | Soil Vapor Concentrations | | | | Comments |
|---|---|---|---|---|---|---|---|---|---|---|---|---|---|
| | | | Initial Reading (Inches of $H_2O$) | Stabilized Reading (Inches of $H_2O$) | $CH_4$ (%) | LEL (%) | $CO_2$ (%) | $O_2$ (%) | PID (ppmv) | THC (ppmv) | $CH_4$ (ppmv) | PHC (ppmv) | |
| VMP-64-10 | 1/29/2025 | 09:19 | -0.23 | -0.13 | 0.0 | 0 | 2.1 | 19.5 | 0.0 | 2.4 | 2.4 | 0.0 | |
| VMP-64-10 | 2/27/2025 | 07:57 | 0.00 | 0.00 | 0.0 | 0 | 1.9 | 19.4 | 0.0 | 17.0 | 17.0 | 0.0 | |
| VMP-64-10 | 2/27/2025 | 13:55 | 0.00 | 0.00 | 0.0 | 0 | 2.2 | 18.7 | 0.0 | 41.6 | 41.1 | 0.5 | Re-sampled due to elevated concentrations. |
| VMP-64-10 | 3/3/2025 | 11:36 | 0.00 | NM | 0.1 | 2 | 2.9 | 18.0 | 0.1 | 768 | 753 | 15.0 | |
| VMP-64-10 | 3/7/2025 | 11:06 | 0.13 | 0.15 | 0.0 | 0 | 3.3 | 17.6 | 0.0 | 405 | 357 | 48.0 | |
| VMP-64-10 | 3/11/2025 | 12:26 | 0.33 | NM | 0.0 | 0 | 2.6 | 18.4 | 0.0 | 462 | 409 | 53.0 | |
| VMP-64-10 | 3/19/2025 | 13:36 | 0.42 | 0.00 | 0.0 | 0 | 3.2 | 17.6 | 0.0 | 3.8 | 2.3 | 1.5 | |
| VMP-64-10 | 3/25/2025 | 11:55 | 0.00 | NM | 0.0 | 0 | 2.0 | 19.5 | 0.0 | 15.7 | 15.1 | 0.6 | |
| VMP-64-10 | 4/2/2025 | 12:21 | 0.22 | NM | 0.0 | 0 | 2.1 | 18.9 | 0.0 | 68.1 | 66.8 | 1.3 | |
| VMP-64-10 | 4/15/2025 | 12:31 | 0.00 | NM | 2.3 | 46 | 1.3 | 17.9 | 0.0 | 18136 | 17533 | 603 | |
| VMP-64-10 | 4/22/2025 | 08:33 | -0.72 | -0.69 | 0.0 | 0 | 0.7 | 20.4 | 0.0 | 543 | 515 | 28.0 | |
| VMP-64-10 | 5/1/2025 | 11:51 | -0.72 | NM | 0.0 | 0 | 1.4 | 19.8 | 0.0 | 0.0 | 0.0 | 0.0 | |
| VMP-64-10 | 5/6/2025 | 13:01 | -0.53 | NM | 0.0 | 0 | 0.6 | 20.6 | 0.0 | 0.0 | 0.0 | 0.0 | |
| VMP-64-10 | 5/21/2025 | 08:51 | -0.89 | -0.92 | 0.1 | 2 | 0.9 | 17.2 | 0.0 | 1225 | 1225 | 0.0 | |
| VMP-64-10 | 5/23/2025 | 14:11 | -0.35 | NM | 0.0 | 0 | 1.3 | 19.0 | 0.6 | 89.7 | 88.4 | 1.3 | Re-sampled due to elevated concentrations. |
| VMP-64-10 | 5/28/2025 | 08:17 | -0.44 | NM | 0.0 | 0 | 0.6 | 20.6 | 0.0 | 0.0 | 0.0 | 0.0 | |
| VMP-64-10 | 6/18/2025 | 13:41 | -0.70 | -0.31 | 1.4 | 28 | 0.8 | 15.7 | 2.6 | 14414 | 14414 | 0.0 | |
| VMP-64-10 | 6/19/2025 | 07:41 | -1.00 | NM | 0.7 | 14 | 1.6 | 17.6 | 0.0 | 8145 | 8145 | 0.0 | |
| VMP-64-10 | 7/16/2025 | 13:41 | -0.14 | -0.15 | 0.0 | 0 | 2.5 | 16.9 | 0.0 | 9.3 | 7.7 | 1.6 | |
| VMP-64-10 | 8/21/2025 | 08:51 | -0.50 | -0.45 | 0.0 | 0 | 4.6 | 16.7 | 0.0 | 0.0 | 0.0 | 0.0 | |
| VMP-64-10 | 8/25/2025 | 13:39 | -0.60 | NM | 0.0 | 0 | 3.0 | 18.3 | 0.4 | 0.0 | 0.0 | 0.0 | |
| VMP-64-10 | 9/18/2025 | 08:21 | -0.40 | -0.22 | 0.0 | 0 | 0.9 | 20.1 | 0.0 | 0.0 | 0.0 | 0.0 | |
| VMP-64-10 | 10/23/2025 | 11:44 | -0.30 | -0.21 | 0.0 | 0 | 2.9 | 15.8 | 0.0 | 17.4 | 17.4 | 0.0 | |
| VMP-64-10 | 11/25/2025 | 09:29 | -0.26 | -0.25 | 0.0 | 0 | 1.0 | 20.2 | 0.0 | 0.0 | 0.0 | 0.0 | |
| VMP-64-10 | 12/18/2025 | 09:51 | 0.00 | 0.35 | 0.0 | 0 | 1.6 | 19.1 | 0.0 | 0.0 | 0.0 | 0.0 | |

SEE LAST PAGE OF TABLE FOR NOTES

**TABLE 9**
**SVE SYSTEM MONTHLY MONITORING - VMP SAMPLING DATA**

| Sample ID | Date | Initial Reading Time (24-Hour) | Vacuum/Pressure | | Fixed Gases | | | | Soil Vapor Concentrations | | | | Comments |
|---|---|---|---|---|---|---|---|---|---|---|---|---|---|
| | | | Initial Reading (Inches of $H_2O$) | Stabilized Reading (Inches of $H_2O$) | $CH_4$ (%) | LEL (%) | $CO_2$ (%) | $O_2$ (%) | PID (ppmv) | THC (ppmv) | $CH_4$ (ppmv) | PHC (ppmv) | |
| VMP-64-20 | 1/29/2025 | 09:20 | -0.45 | -0.28 | 0.0 | 0 | 3.1 | 17.4 | 0.0 | 0.0 | 0.0 | 0.0 | |
| VMP-64-20 | 2/27/2025 | 07:58 | -0.20 | 0.00 | 0.0 | 0 | 1.5 | 19.2 | 0.0 | 0.0 | 0.0 | 0.0 | |
| VMP-64-20 | 2/27/2025 | 07:58 | NM | NM | 0.0 | 0 | 1.5 | 19.2 | 0.0 | 0.0 | 0.0 | 0.0 | Duplicate sample. |
| VMP-64-20 | 3/3/2025 | 11:37 | 0.00 | NM | 0.0 | 0 | 1.6 | 19.2 | 0.0 | 15.1 | 12.7 | 2.4 | |
| VMP-64-20 | 3/7/2025 | 11:07 | 0.53 | 0.16 | 0.0 | 0 | 1.9 | 18.8 | 0.0 | 48.0 | 44.4 | 3.6 | |
| VMP-64-20 | 3/11/2025 | 12:27 | 0.00 | NM | 0.0 | 0 | 1.5 | 19.4 | 0.0 | 7.5 | 7.5 | 0.0 | |
| VMP-64-20 | 3/19/2025 | 13:37 | 0.56 | 0.15 | 0.0 | 0 | 2.0 | 18.6 | 0.0 | 2.7 | 2.3 | 0.4 | |
| VMP-64-20 | 3/25/2025 | 11:56 | -0.09 | NM | 0.0 | 0 | 3.9 | 16.8 | 0.0 | 2.8 | 2.6 | 0.2 | |
| VMP-64-20 | 4/2/2025 | 12:22 | 0.21 | NM | 0.0 | 0 | 3.9 | 16.4 | 0.0 | 4.3 | 3.7 | 0.6 | |
| VMP-64-20 | 4/15/2025 | 12:32 | 0.00 | NM | 0.0 | 0 | 3.9 | 16.3 | 0.0 | 54.7 | 54.7 | 0.0 | |
| VMP-64-20 | 4/22/2025 | 08:34 | -1.46 | -1.19 | 0.0 | 0 | 2.7 | 18.3 | 0.0 | 65.3 | 64.8 | 0.5 | |
| VMP-64-20 | 4/22/2025 | 08:34 | NM | NM | 0.0 | 0 | 2.7 | 18.4 | 0.0 | 64.7 | 61.1 | 3.6 | Duplicate sample. |
| VMP-64-20 | 5/1/2025 | 11:52 | -1.23 | NM | 0.0 | 0 | 2.7 | 18.8 | 0.0 | 0.0 | 0.0 | 0.0 | |
| VMP-64-20 | 5/6/2025 | 13:02 | -0.95 | NM | 0.0 | 0 | 2.2 | 19.1 | 0.0 | 0.0 | 0.0 | 0.0 | |
| VMP-64-20 | 5/21/2025 | 08:52 | -1.49 | -1.31 | 0.1 | 2 | 1.6 | 19.0 | 0.0 | 318 | 314 | 4.0 | |
| VMP-64-20 | 5/23/2025 | 14:12 | -1.05 | NM | 0.0 | 0 | 2.0 | 18.0 | 1.2 | 170 | 170 | 0.0 | |
| VMP-64-20 | 5/28/2025 | 08:18 | -1.06 | NM | 0.0 | 0 | 2.0 | 18.6 | 0.0 | 0.0 | 0.0 | 0.0 | |
| VMP-64-20 | 6/18/2025 | 13:42 | -0.21 | -1.03 | 0.0 | 0 | 2.3 | 18.2 | 0.0 | 107 | 107 | 0.0 | |
| VMP-64-20 | 6/19/2025 | 07:42 | -1.60 | NM | 0.2 | 4 | 2.6 | 17.6 | 0.0 | 2015 | 2015 | 0.0 | |
| VMP-64-20 | 7/16/2025 | 13:42 | -0.20 | -0.18 | 0.0 | 0 | 3.4 | 16.4 | 0.0 | 36.7 | 32.1 | 4.6 | |
| VMP-64-20 | 8/21/2025 | 08:52 | -1.04 | -0.97 | 0.2 | 4 | 4.3 | 14.9 | 0.0 | 1528 | 1528 | 0.0 | |
| VMP-64-20 | 8/25/2025 | 13:40 | -0.86 | NM | 0.0 | 0 | 4.2 | 16.1 | 0.0 | 0.0 | 0.0 | 0.0 | |
| VMP-64-20 | 9/18/2025 | 08:22 | -0.93 | -0.77 | 0.0 | 0 | 3.4 | 17.4 | 0.0 | 0.0 | 0.0 | 0.0 | |
| VMP-64-20 | 9/18/2025 | 08:22 | NM | NM | 0.0 | 0 | 3.4 | 17.3 | 0.0 | 0.0 | 0.0 | 0.0 | Duplicate sample. |
| VMP-64-20 | 10/23/2025 | 11:45 | -0.85 | -0.22 | 0.1 | 2 | 3.3 | 14.5 | 0.0 | 1245 | 1245 | 0.0 | |
| VMP-64-20 | 11/25/2025 | 09:30 | -0.66 | -0.66 | 0.0 | 0 | 2.9 | 18.1 | 0.0 | 0.0 | 0.0 | 0.0 | |
| VMP-64-20 | 12/18/2025 | 09:51 | 0.00 | 0.15 | 0.0 | 0 | 2.5 | 18.1 | 0.0 | 0.0 | 0.0 | 0.0 | |

**TABLE 9**
**SVE SYSTEM MONTHLY MONITORING - VMP SAMPLING DATA**

| Sample ID | Date | Initial Reading Time (24-Hour) | Vacuum/Pressure | | Fixed Gases | | | | Soil Vapor Concentrations | | | | Comments |
|---|---|---|---|---|---|---|---|---|---|---|---|---|---|
| | | | Initial Reading (Inches of $H_2O$) | Stabilized Reading (Inches of $H_2O$) | $CH_4$ (%) | LEL (%) | $CO_2$ (%) | $O_2$ (%) | PID (ppmv) | THC (ppmv) | $CH_4$ (ppmv) | PHC (ppmv) | |
| VMP-64-28 | 1/29/2025 | 09:21 | NM | NM | NM | NM | NM | NM | NM | NM | NM | NM | Screen submerged. |
| VMP-64-28 | 2/27/2025 | 07:59 | NM | NM | NM | NM | NM | NM | NM | NM | NM | NM | Screen submerged. |
| VMP-64-28 | 3/3/2025 | 11:38 | NM | NM | NM | NM | NM | NM | NM | NM | NM | NM | Screen submerged. |
| VMP-64-28 | 3/7/2025 | 11:08 | NM | NM | NM | NM | NM | NM | NM | NM | NM | NM | Screen submerged. |
| VMP-64-28 | 3/11/2025 | 12:28 | NM | NM | NM | NM | NM | NM | NM | NM | NM | NM | Screen submerged. |
| VMP-64-28 | 3/19/2025 | 13:38 | NM | NM | NM | NM | NM | NM | NM | NM | NM | NM | Screen submerged. |
| VMP-64-28 | 4/15/2025 | 12:33 | NM | NM | NM | NM | NM | NM | NM | NM | NM | NM | Screen submerged. |
| VMP-64-28 | 4/22/2025 | 08:35 | NM | NM | NM | NM | NM | NM | NM | NM | NM | NM | Screen submerged. |
| VMP-64-28 | 5/1/2025 | 11:53 | NM | NM | NM | NM | NM | NM | NM | NM | NM | NM | Screen submerged. |
| VMP-64-28 | 5/21/2025 | 08:53 | NM | NM | NM | NM | NM | NM | NM | NM | NM | NM | Screen submerged. |
| VMP-64-28 | 5/23/2025 | 14:13 | NM | NM | NM | NM | NM | NM | NM | NM | NM | NM | Screen submerged. |
| VMP-64-28 | 5/28/2025 | 08:19 | NM | NM | NM | NM | NM | NM | NM | NM | NM | NM | Screen submerged. |
| VMP-64-28 | 6/18/2025 | 13:43 | NM | NM | NM | NM | NM | NM | NM | NM | NM | NM | Screen submerged. |
| VMP-64-28 | 7/16/2025 | 13:43 | NM | NM | NM | NM | NM | NM | NM | NM | NM | NM | Screen submerged. |
| VMP-64-28 | 8/21/2025 | 08:53 | NM | NM | NM | NM | NM | NM | NM | NM | NM | NM | Screen submerged. |
| VMP-64-28 | 9/18/2025 | 08:23 | NM | NM | NM | NM | NM | NM | NM | NM | NM | NM | Screen submerged. |
| VMP-64-28 | 10/23/2025 | 11:46 | NM | NM | NM | NM | NM | NM | NM | NM | NM | NM | Screen submerged. |
| VMP-64-28 | 11/25/2025 | 09:31 | NM | NM | NM | NM | NM | NM | NM | NM | NM | NM | Screen submerged. |
| VMP-64-28 | 12/18/2025 | 09:52 | NM | NM | NM | NM | NM | NM | NM | NM | NM | NM | Screen submerged. |
| VMP-65-10 | 1/28/2025 | 09:25 | -0.32 | -0.19 | 0.0 | 0 | 3.7 | 15.2 | 0.0 | 0.0 | 0.0 | 0.0 | |
| VMP-65-10 | 2/26/2025 | 09:18 | -0.30 | -0.34 | 0.0 | 0 | 2.9 | 16.2 | 0.0 | 0.0 | 0.0 | 0.0 | |
| VMP-65-10 | 3/19/2025 | 09:40 | -0.11 | 0.00 | 0.0 | 0 | 2.0 | 17.9 | 0.0 | 0.0 | 0.0 | 0.0 | |
| VMP-65-10 | 4/21/2025 | 09:27 | -0.97 | -0.72 | 0.0 | 0 | 0.9 | 19.6 | 0.0 | 0.0 | 0.0 | 0.0 | |
| VMP-65-10 | 5/22/2025 | 09:08 | -1.06 | -1.22 | 0.0 | 0 | 0.9 | 20.0 | 0.0 | 0.0 | 0.0 | 0.0 | |
| VMP-65-10 | 6/19/2025 | 08:31 | -0.14 | -0.25 | 0.0 | 0 | 0.7 | 20.1 | 0.0 | 0.0 | 0.0 | 0.0 | |
| VMP-65-10 | 7/16/2025 | 08:54 | -0.11 | -0.04 | 0.0 | 0 | 0.8 | 19.8 | 0.0 | 0.0 | 0.0 | 0.0 | |
| VMP-65-10 | 8/20/2025 | 09:16 | -0.14 | -0.18 | 0.0 | 0 | 0.5 | 20.3 | 0.0 | 0.0 | 0.0 | 0.0 | |
| VMP-65-10 | 8/20/2025 | 09:16 | NM | NM | 0.0 | 0 | 0.5 | 20.3 | 0.0 | 0.0 | 0.0 | 0.0 | Duplicate sample. |
| VMP-65-10 | 9/17/2025 | 09:41 | -0.85 | -0.40 | 0.0 | 0 | 1.7 | 18.1 | 0.5 | 0.0 | 0.0 | 0.0 | |
| VMP-65-10 | 10/22/2025 | 12:35 | -0.27 | -0.21 | 0.0 | 0 | 1.9 | 18.3 | 0.0 | 0.0 | 0.0 | 0.0 | |
| VMP-65-10 | 11/24/2025 | 09:23 | -0.33 | 0.00 | 0.0 | 0 | 2.5 | 17.0 | 0.0 | 0.0 | 0.0 | 0.0 | |
| VMP-65-10 | 12/17/2025 | 12:49 | -0.71 | -0.79 | 0.0 | 0 | 0.9 | 19.9 | 0.0 | 0.0 | 0.0 | 0.0 | |

**TABLE 9**
**SVE SYSTEM MONTHLY MONITORING - VMP SAMPLING DATA**

| Sample ID | Date | Initial Reading Time (24-Hour) | Vacuum/Pressure | | Fixed Gases | | | | Soil Vapor Concentrations | | | | Comments |
|---|---|---|---|---|---|---|---|---|---|---|---|---|---|
| | | | Initial Reading (Inches of $H_2O$) | Stabilized Reading (Inches of $H_2O$) | $CH_4$ (%) | LEL (%) | $CO_2$ (%) | $O_2$ (%) | PID (ppmv) | THC (ppmv) | $CH_4$ (ppmv) | PHC (ppmv) | |
| VMP-65-20 | 1/28/2025 | 09:26 | -0.33 | -0.20 | 0.0 | 0 | 8.0 | 9.7 | 0.0 | 0.0 | 0.0 | 0.0 | |
| VMP-65-20 | 2/26/2025 | 09:19 | -0.91 | -0.37 | 0.0 | 0 | 7.0 | 10.7 | 0.0 | 0.0 | 0.0 | 0.0 | |
| VMP-65-20 | 3/19/2025 | 08:41 | -0.16 | -0.25 | 0.0 | 0 | 6.1 | 12.9 | 0.0 | 0.0 | 0.0 | 0.0 | |
| VMP-65-20 | 4/21/2025 | 09:28 | -0.99 | -0.70 | 0.0 | 0 | 3.0 | 16.7 | 0.0 | 0.0 | 0.0 | 0.0 | |
| VMP-65-20 | 4/21/2025 | 09:28 | NM | NM | 0.0 | 0 | 3.0 | 16.8 | 0.0 | 0.0 | 0.0 | 0.0 | Duplicate sample. |
| VMP-65-20 | 5/22/2025 | 09:09 | -1.12 | -1.27 | 0.0 | 0 | 3.2 | 16.7 | 0.0 | 0.0 | 0.0 | 0.0 | |
| VMP-65-20 | 5/22/2025 | 09:09 | NM | NM | 0.0 | 0 | 3.3 | 16.8 | 0.0 | 0.0 | 0.0 | 0.0 | Duplicate sample. |
| VMP-65-20 | 6/19/2025 | 08:32 | -0.11 | -0.19 | 0.0 | 0 | 3.4 | 16.1 | 0.0 | 0.0 | 0.0 | 0.0 | |
| VMP-65-20 | 7/16/2025 | 08:55 | -0.28 | -0.22 | 0.0 | 0 | 6.6 | 11.7 | 0.0 | 0.0 | 0.0 | 0.0 | |
| VMP-65-20 | 8/20/2025 | 09:17 | -0.75 | -0.81 | 0.0 | 0 | 5.5 | 13.8 | 0.0 | 0.0 | 0.0 | 0.0 | |
| VMP-65-20 | 9/17/2025 | 09:42 | -0.51 | -0.44 | 0.0 | 0 | 5.4 | 13.6 | 0.0 | 0.0 | 0.0 | 0.0 | |
| VMP-65-20 | 10/22/2025 | 12:36 | -0.32 | -0.22 | 0.0 | 0 | 6.7 | 12.1 | 0.0 | 0.0 | 0.0 | 0.0 | |
| VMP-65-20 | 10/22/2025 | 12:36 | NM | NM | 0.0 | 0 | 6.5 | 12.3 | 0.0 | 0.0 | 0.0 | 0.0 | Duplicate sample. |
| VMP-65-20 | 11/24/2025 | 09:24 | -0.39 | -0.09 | 0.0 | 0 | 6.3 | 12.4 | 0.0 | 0.0 | 0.0 | 0.0 | |
| VMP-65-20 | 12/17/2025 | 12:50 | -0.76 | -0.85 | 0.0 | 0 | 4.9 | 14.5 | 0.0 | 0.0 | 0.0 | 0.0 | |
| VMP-65-30 | 1/28/2025 | 09:27 | -0.34 | -0.22 | 0.0 | 0 | 10.9 | 5.7 | 0.0 | 0.0 | 0.0 | 0.0 | |
| VMP-65-30 | 2/26/2025 | 09:20 | -0.34 | -0.32 | 0.0 | 0 | 10.4 | 6.3 | 0.1 | 0.0 | 0.0 | 0.0 | |
| VMP-65-30 | 2/26/2025 | 09:20 | NM | NM | 0.0 | 0 | 10.3 | 6.5 | 0.1 | 0.0 | 0.0 | 0.0 | Duplicate sample. |
| VMP-65-30 | 3/19/2025 | 08:42 | NM | NM | 0.0 | 0 | 10.0 | 7.5 | 0.0 | 0.0 | 0.0 | 0.0 | Duplicate sample. |
| VMP-65-30 | 3/19/2025 | 08:42 | -0.21 | -0.25 | 0.0 | 0 | 10.0 | 7.6 | 0.0 | 0.0 | 0.0 | 0.0 | |
| VMP-65-30 | 4/21/2025 | 09:29 | -0.96 | -0.71 | 0.0 | 0 | 4.9 | 14.2 | 0.0 | 0.0 | 0.0 | 0.0 | |
| VMP-65-30 | 5/22/2025 | 09:10 | -1.38 | -1.32 | 0.0 | 0 | 4.4 | 15.4 | 0.0 | 6.1 | 6.1 | 0.0 | |
| VMP-65-30 | 6/19/2025 | 08:33 | -1.46 | -1.32 | 0.0 | 0 | 5.1 | 14.0 | 0.0 | 0.0 | 0.0 | 0.0 | |
| VMP-65-30 | 7/16/2025 | 08:56 | -0.28 | -0.23 | 0.0 | 0 | 6.4 | 11.8 | 0.0 | 0.0 | 0.0 | 0.0 | |
| VMP-65-30 | 7/16/2025 | 08:56 | NM | NM | 0.0 | 0 | 6.5 | 11.6 | 0.0 | 0.0 | 0.0 | 0.0 | Duplicate sample. |
| VMP-65-30 | 8/20/2025 | 09:18 | -0.65 | -0.84 | 0.0 | 0 | 7.3 | 11.0 | 0.0 | 0.0 | 0.0 | 0.0 | |
| VMP-65-30 | 9/17/2025 | 09:43 | -0.55 | -0.44 | 0.0 | 0 | 9.2 | 8.3 | 0.0 | 0.0 | 0.0 | 0.0 | |
| VMP-65-30 | 10/22/2025 | 12:37 | -0.32 | -0.24 | 0.0 | 0 | 8.9 | 9.0 | 0.0 | 0.0 | 0.0 | 0.0 | |
| VMP-65-30 | 11/24/2025 | 09:25 | -0.36 | 0.00 | 0.0 | 0 | 8.8 | 8.5 | 0.0 | 0.0 | 0.0 | 0.0 | |
| VMP-65-30 | 12/17/2025 | 12:51 | -0.75 | -0.83 | 0.0 | 0 | 6.4 | 12.1 | 0.0 | 0.0 | 0.0 | 0.0 | |

**Notes:**

1) NM = Not Measured; NA = Not Applicable; NE = Not Encountered; PID = Photo Ionization Detector; THC = Total Hydrocarbon Concentration; PHC = Petroleum Hydrocarbon Concentration; OVR = Over-range; ppmv = Parts Per Million By Volume; btoc = Below Top of Casing; bgs = Below Ground Surface.

SEE LAST PAGE OF TABLE FOR NOTES

# TABLE 10
## SVE SYSTEM HEADER AND EXHAUST ANALYTICAL DATA

| Location | Sample ID | Sample Date | Benzene | | | Butane | | | Chlorobenzene | | | Chloromethane | | | Ethanol | | | Ethylbenzene | | | 4-Ethyltoluene | | | Heptane | | |
|---|---|---|---|---|---|---|---|---|---|---|---|---|---|---|---|---|---|---|---|---|---|---|---|---|---|---|
| | | | Result ($mg/m^3$) | Lab Quals | AECOM Quals | Result ($mg/m^3$) | Lab Quals | AECOM Quals | Result ($mg/m^3$) | Lab Quals | AECOM Quals | Result ($mg/m^3$) | Lab Quals | AECOM Quals | Result ($mg/m^3$) | Lab Quals | AECOM Quals | Result ($mg/m^3$) | Lab Quals | AECOM Quals | Result ($mg/m^3$) | Lab Quals | AECOM Quals | Result ($mg/m^3$) | Lab Quals | AECOM Quals |
| SVE Public Works Header | PW-Header-SVE-010925 | 1/9/2025 | 20 | | | 140 | | | < 8.9 | U | | < 16 | U | | < 18 | U | | < 8.4 | U | | < 9.5 | U | | < 7.9 | U | |
| SVE Public Works Header | PW-Header-SVE-020425 | 2/4/2025 | 17 | | | 58 | | | < 4.4 | U | | < 8 | U | | < 9.1 | U | | < 4.2 | U | | < 4.7 | U | | 4.8 | | |
| SVE Public Works Header | PW-Header-SVE-030325 | 3/3/2025 | 14 | | | 84 | | | < 4.4 | U | | < 7.8 | U | | 2.5 | J | | < 4.1 | U | | < 4.7 | U | | 6.6 | | |
| SVE Public Works Header | PW-Header-SVE-120925 | 12/9/2025 | 70 | | | 9.9 | *- | J | < 0.33 | U | | < 0.6 | U | | < 0.68 | U | | 4.4 | | | 0.85 | | | 6.9 | | |
| SVE Refinery Header | WFL-Header-SVE-010925 | 1/9/2025 | 7.2 | J | | 1500 | | | < 45 | U | | < 81 | U | | 37 | J | | < 42 | U | | < 48 | U | | < 40 | U | |
| SVE Refinery Header | WFL-Header-SVE-020425 | 2/4/2025 | 7.3 | J | | 650 | | | < 44 | U | | < 79 | U | | < 90 | U | | < 42 | U | | < 47 | U | | < 39 | U | |
| SVE Refinery Header | WFL-Header-SVE-030325 | 3/3/2025 | 10 | J | | 1100 | | | < 46 | U | | < 83 | U | | < 95 | U | | < 44 | U | | < 49 | U | | < 41 | U | |
| SVE Refinery Header | WFL-Header-SVE-040425 | 4/4/2025 | 12 | | | 1100 | | | < 7.4 | U | | < 33 | U | | < 30 | U | | < 6.9 | U | | < 7.9 | U | | 10 | | |
| SVE Refinery Header | WFL-Header-SVE-050625 | 5/6/2025 | 9.2 | J | | 880 | | | < 22 | U | | < 40 | U | | < 46 | U | | < 21 | U | | < 24 | U | | 11 | J | |
| SVE Refinery Header | WFL-Header-SVE-061625 | 6/16/2025 | 22 | | | 990 | | | < 23 | U | | < 41 | U | | < 47 | U | | 10 | J | | 11 | J | | 15 | J | |
| SVE Refinery Header | WFL-Header-SVE-070125 | 7/1/2025 | 7.8 | J | | 930 | | | < 23 | U | | < 41 | U | | < 47 | U | | < 22 | U | | < 24 | U | | 12 | J | |
| SVE Refinery Header | WFL-Header-SVE-080525 | 8/5/2025 | 6.6 | J | | 720 | | | < 22 | U | | < 40 | U | | < 46 | U | | < 21 | U | | < 24 | U | | 20 | J | |
| SVE Refinery Header | WFL-Header-SVE-090925 | 9/9/2025 | 7 | | | 700 | | | < 9.2 | U | | < 16 | U | | < 19 | U | | < 8.6 | U | | < 9.8 | U | | < 8.2 | U | |
| SVE Refinery Header | WFL-Header-SVE-100725 | 10/7/2025 | 7.5 | | | 840 | | | < 7.6 | U | | < 34 | U | | < 31 | U | | < 7.2 | U | | < 8.2 | U | | 10 | | |
| SVE Refinery Header | WFL-Header-SVE-111125 | 11/11/2025 | 9.7 | | | 580 | | | < 14 | U | | < 25 | U | | < 28 | U | | < 13 | U | | < 15 | U | | 7.4 | J | |
| SVE Refinery Header | WFL-Header-SVE-120925 | 12/9/2025 | 13 | | | 340 | *- | J | < 11 | U | | < 21 | U | | < 23 | U | | < 11 | U | | < 12 | U | | 15 | | |
| SVE RTO Exhaust | Exh-SVE-010925 | 1/9/2025 | 0.14 | | | 2.9 | | | < 0.04 | U | | < 0.18 | U | | 0.048 | J | | < 0.038 | U | | < 0.043 | U | | 0.071 | | |
| SVE RTO Exhaust | Exh-SVE-020425 | 2/4/2025 | 0.23 | | | 1.9 | | | 0.0040 | J | | < 0.09 | U | | < 0.1 | U | | < 0.048 | U | | < 0.054 | U | | 0.058 | | |
| SVE RTO Exhaust | Exh-SVE-030325 | 3/3/2025 | 0.11 | | | 3.4 | | | < 0.046 | U | | < 0.21 | U | | < 0.19 | U | | < 0.044 | U | | < 0.05 | U | | 0.098 | | |
| SVE RTO Exhaust | Exh-SVE-040425 | 4/4/2025 | 3.2 | | | 1.4 | | | < 0.023 | U | | < 0.1 | U | | 0.038 | J | | < 0.021 | U | | < 0.024 | U | | 0.3 | | |
| SVE RTO Exhaust | Exh-SVE-050625 | 5/6/2025 | 0.9 | | | 6 | | | < 0.05 | U | | < 0.23 | U | | 0.073 | J | | < 0.048 | U | | < 0.054 | U | | 0.21 | | |
| SVE RTO Exhaust | Exh-SVE-061625 | 6/16/2025 | 2.5 | | | 2.4 | | | < 0.026 | U | | < 0.12 | U | | 0.13 | | | 0.019 | J | | < 0.028 | U | | 0.25 | | |
| SVE RTO Exhaust | Exh-SVE-070125 | 7/1/2025 | 1.2 | | | 2.8 | | | < 0.027 | U | | < 0.12 | U | | 0.076 | J | | < 0.026 | U | | < 0.029 | U | | 0.23 | | |
| SVE RTO Exhaust | Exh-SVE-080525 | 8/5/2025 | 4.4 | | | 2.6 | | | < 0.057 | U | | 0.016 | J | | 0.12 | | | < 0.053 | U | | < 0.06 | U | | 0.26 | | |
| SVE RTO Exhaust | Exh-SVE-090925 | 9/9/2025 | 12 | | | 1.9 | | | < 0.053 | U | | < 0.094 | U | | 0.1 | J | | < 0.05 | U | | < 0.056 | U | | 0.24 | | |
| SVE RTO Exhaust | Exh-SVE-100725 | 10/7/2025 | 12 | | | 1.7 | | | < 0.054 | U | | < 0.24 | U | | 0.12 | J | | < 0.051 | U | | < 0.058 | U | | 0.23 | | |
| SVE RTO Exhaust | Exh-SVE-111125 | 11/11/2025 | 10 | | | 2 | | | < 0.052 | U | | < 0.093 | U | | < 0.1 | U | | < 0.049 | U | | < 0.055 | U | | 0.19 | | |
| SVE RTO Exhaust | Exh-SVE-120925 | 12/9/2025 | 0.35 | | | 2 | | | < 0.025 | U | | < 0.11 | U | | 0.074 | J*- | J | 0.029 | | | 0.027 | | | 0.13 | | |

SEE LAST PAGE OF TABLE FOR NOTES

# TABLE 10
## SVE SYSTEM HEADER AND EXHAUST ANALYTICAL DATA

| Location | Sample ID | Sample Date | Hexane | | | 2-Hexanone (Methyl N-Butyl Ketone) | | | Isopentane | | | 2-Propanol | | | 1,2,4-Trimethylbenzene | | | 1,3,5-Trimethylbenzene | | | 2,2,4-Trimethylpentane | | | m,p-Xylene | | |
|---|---|---|---|---|---|---|---|---|---|---|---|---|---|---|---|---|---|---|---|---|---|---|---|---|---|---|
| | | | Result ($mg/m^3$) | Lab Quals | AECOM Quals | Result ($mg/m^3$) | Lab Quals | AECOM Quals | Result ($mg/m^3$) | Lab Quals | AECOM Quals | Result ($mg/m^3$) | Lab Quals | AECOM Quals | Result ($mg/m^3$) | Lab Quals | AECOM Quals | Result ($mg/m^3$) | Lab Quals | AECOM Quals | Result ($mg/m^3$) | Lab Quals | AECOM Quals | Result ($mg/m^3$) | Lab Quals | AECOM Quals |
| SVE Public Works Header | PW-Header-SVE-010925 | 1/9/2025 | 19 | | | < 32 | U | | 470 | | | < 24 | U | | < 9.5 | U | | < 9.5 | U | | 160 | | | < 8.4 | U | |
| SVE Public Works Header | PW-Header-SVE-020425 | 2/4/2025 | 20 | | | < 16 | U | | 210 | | | < 12 | U | | < 4.7 | U | | < 4.7 | U | | 79 | | | < 4.2 | U | |
| SVE Public Works Header | PW-Header-SVE-030325 | 3/3/2025 | 30 | | | < 16 | U | | 280 | | | 1.9 | J | | < 4.7 | U | | < 4.7 | U | | 98 | | | 1.5 | J | |
| SVE Public Works Header | PW-Header-SVE-120925 | 12/9/2025 | 8.9 | | | < 1.2 | U | | 16 | *- | J | < 0.89 | U | | 2.1 | | | 0.77 | | | 24 | | | 10 | | |
| SVE Refinery Header | WFL-Header-SVE-010925 | 1/9/2025 | 160 | | | < 160 | U | | 1800 | | | < 120 | U | | < 48 | U | | < 48 | U | | 390 | | | < 42 | U | |
| SVE Refinery Header | WFL-Header-SVE-020425 | 2/4/2025 | 80 | | | < 160 | U | | 910 | | | < 120 | U | | < 47 | U | | < 47 | U | | 270 | | | < 42 | U | |
| SVE Refinery Header | WFL-Header-SVE-030325 | 3/3/2025 | 130 | | | < 160 | U | | 1600 | | | < 120 | U | | < 49 | U | | < 49 | U | | 380 | | | < 44 | U | |
| SVE Refinery Header | WFL-Header-SVE-040425 | 4/4/2025 | 120 | | | < 26 | U | | 1500 | | | 3.7 | J | | < 7.9 | U | | < 7.9 | U | | 410 | | | < 14 | U | |
| SVE Refinery Header | WFL-Header-SVE-050625 | 5/6/2025 | 97 | | | < 80 | U | | 1200 | | | < 60 | U | | < 24 | U | | < 24 | U | | 350 | | | < 21 | U | |
| SVE Refinery Header | WFL-Header-SVE-061625 | 6/16/2025 | 100 | | | < 81 | U | | 1300 | | | < 61 | U | | 14 | J | | 5.2 | J | | 310 | | | 21 | J | |
| SVE Refinery Header | WFL-Header-SVE-070125 | 7/1/2025 | 94 | | | < 82 | U | | 1300 | | | 6.1 | J | | < 24 | U | | < 24 | U | | 280 | | | < 22 | U | |
| SVE Refinery Header | WFL-Header-SVE-080525 | 8/5/2025 | 100 | | | < 80 | U | | 1100 | | | < 60 | U | | < 24 | U | | < 24 | U | | 320 | | | < 21 | U | |
| SVE Refinery Header | WFL-Header-SVE-090925 | 9/9/2025 | 76 | | | < 33 | U | | 1000 | | | < 24 | U | | < 9.8 | U | | < 9.8 | U | | 260 | | | < 8.6 | U | |
| SVE Refinery Header | WFL-Header-SVE-100725 | 10/7/2025 | 85 | | | < 27 | U | | 1200 | | | < 16 | U | | < 8.2 | U | | < 8.2 | U | | 310 | | | < 14 | U | |
| SVE Refinery Header | WFL-Header-SVE-111125 | 11/11/2025 | 66 | | | < 49 | U | | 940 | | | < 37 | U | | < 15 | U | | < 15 | U | | 190 | | | < 13 | U | |
| SVE Refinery Header | WFL-Header-SVE-120925 | 12/9/2025 | 72 | | | < 41 | U | | 760 | *- | J | < 31 | U | | < 12 | U | | < 12 | U | | 210 | | | < 11 | U | |
| SVE RTO Exhaust | Exh-SVE-010925 | 1/9/2025 | 0.48 | | | < 0.14 | U | | 5.1 | | | < 0.086 | U | | < 0.043 | U | | < 0.043 | U | | 1.9 | | | < 0.076 | U | |
| SVE RTO Exhaust | Exh-SVE-020425 | 2/4/2025 | 0.38 | | | < 0.18 | U | | 3.4 | | | < 0.13 | U | | < 0.054 | U | | < 0.054 | U | | 1.5 | | | 0.012 | J | |
| SVE RTO Exhaust | Exh-SVE-030325 | 3/3/2025 | 0.56 | | | < 0.16 | U | | 5.8 | | | < 0.099 | U | | < 0.05 | U | | < 0.05 | U | | 2 | | | < 0.088 | U | |
| SVE RTO Exhaust | Exh-SVE-040425 | 4/4/2025 | 0.84 | | | 0.024 | J | | 2.8 | | | 0.026 | J | | < 0.024 | U | | < 0.024 | U | | 2.1 | | | 0.012 | J | |
| SVE RTO Exhaust | Exh-SVE-050625 | 5/6/2025 | 1 | | | 0.047 | J | | 8.7 | | | < 0.11 | U | | < 0.054 | U | | < 0.054 | U | | 3 | | | 0.026 | J | |
| SVE RTO Exhaust | Exh-SVE-061625 | 6/16/2025 | 0.64 | | | 0.079 | J | | 4.7 | | | 0.021 | J | | < 0.028 | U | | < 0.028 | U | | 2.1 | | | 0.036 | J | |
| SVE RTO Exhaust | Exh-SVE-070125 | 7/1/2025 | 0.56 | | | 0.11 | | | 4.3 | | | 0.02 | J | | < 0.029 | U | | < 0.029 | U | | 1.8 | | | 0.014 | J | |
| SVE RTO Exhaust | Exh-SVE-080525 | 8/5/2025 | 0.57 | | | 0.13 | J | | 4.3 | | | 0.042 | J | | < 0.060 | J | U | < 0.06 | U | | 1.9 | | | 0.016 | J | |
| SVE RTO Exhaust | Exh-SVE-090925 | 9/9/2025 | 0.51 | | | 0.12 | J | | 3.4 | | | 0.022 | J | | < 0.056 | U | | < 0.056 | U | | 1.5 | | | 0.012 | J | |
| SVE RTO Exhaust | Exh-SVE-100725 | 10/7/2025 | 0.54 | | | 0.094 | J | | 3.2 | | | < 0.12 | U | | < 0.058 | U | | < 0.058 | U | | 1.2 | | | < 0.1 | U | |
| SVE RTO Exhaust | Exh-SVE-111125 | 11/11/2025 | 0.6 | | | < 0.18 | U | | 3.5 | | | < 0.14 | U | | < 0.055 | U | | < 0.055 | U | | 1.2 | | | < 0.049 | U | |
| SVE RTO Exhaust | Exh-SVE-120925 | 12/9/2025 | 0.37 | | | 0.08 | J | | 4.1 | | | < 0.053 | U | | 0.041 | | | 0.013 | J | | 1.2 | | | 0.062 | | |

SEE LAST PAGE OF TABLE FOR NOTES

# TABLE 10
## SVE SYSTEM HEADER AND EXHAUST ANALYTICAL DATA

| Location | Sample ID | Sample Date | o-Xylene | | | TPH (C2-C10) | | | Butane | | | Isopentane | | | C6+ | | | Carbon Dioxide | | | Ethane | | | Isobutane | | |
|---|---|---|---|---|---|---|---|---|---|---|---|---|---|---|---|---|---|---|---|---|---|---|---|---|---|---|
| | | | Result ($mg/m^3$) | Lab Quals | AECOM Quals | Result ($mg/m^3$) | Lab Quals | AECOM Quals | Result (%) | Lab Quals | AECOM Quals | Result (%) | Lab Quals | AECOM Quals | Result (%) | Lab Quals | AECOM Quals | Result (%) | Lab Quals | AECOM Quals | Result (%) | Lab Quals | AECOM Quals | Result (%) | Lab Quals | AECOM Quals |
| SVE Public Works Header | PW-Header-SVE-010925 | 1/9/2025 | < 8.4 | U | | 2700 | | | 0.0067 | | | 0.018 | | | 0.050 | | | 3.4 | | | 0.000087 | J | | 0.00074 | J | |
| SVE Public Works Header | PW-Header-SVE-020425 | 2/4/2025 | < 4.2 | U | | 1700 | | | 0.0036 | | | 0.0091 | | | 0.021 | | | 2.1 | | | 0.000034 | J | | 0.00038 | J | |
| SVE Public Works Header | PW-Header-SVE-030325 | 3/3/2025 | < 4.1 | U | | 2100 | | | 0.0047 | | | 0.011 | | | 0.039 | | | 2.0 | | | 0.000058 | J | | 0.00048 | J | |
| SVE Public Works Header | PW-Header-SVE-120925 | 12/9/2025 | 1.4 | | | 650 | | | < 0.0020 | U | | < 0.0020 | U | | 0.015 | J | | 0.97 | | | < 0.0020 | U | | < 0.0020 | U | |
| SVE Refinery Header | WFL-Header-SVE-010925 | 1/9/2025 | < 42 | U | | 7600 | | | 0.052 | | | 0.054 | | | 0.11 | | | 3.5 | | | 0.00024 | J | | 0.0050 | | |
| SVE Refinery Header | WFL-Header-SVE-020425 | 2/4/2025 | < 42 | U | | 6200 | | | 0.038 | | | 0.039 | | | 0.070 | | | 2.8 | | | 0.00018 | J | | 0.0035 | | |
| SVE Refinery Header | WFL-Header-SVE-030325 | 3/3/2025 | < 44 | U | | 7400 | | | 0.056 | | | 0.059 | | | 0.098 | | | 3.7 | | | 0.00028 | J | | 0.0054 | | |
| SVE Refinery Header | WFL-Header-SVE-040425 | 4/4/2025 | < 6.9 | U | | 8500 | | | 0.054 | | | 0.056 | | | 0.12 | | | 3.4 | | | 0.00026 | J | | 0.0052 | | |
| SVE Refinery Header | WFL-Header-SVE-050625 | 5/6/2025 | < 21 | U | | 7400 | | | 0.048 | | | 0.048 | | | 0.089 | | | 3.4 | | | 0.00022 | J | | 0.0045 | | |
| SVE Refinery Header | WFL-Header-SVE-061625 | 6/16/2025 | < 22 | U | | 6500 | | | 0.040 | | | 0.041 | | | 0.076 | | | 3.0 | | | 0.00023 | J | | 0.0039 | | |
| SVE Refinery Header | WFL-Header-SVE-070125 | 7/1/2025 | < 22 | U | | 7300 | | | 0.043 | | | 0.048 | | | 0.091 | | | 3.3 | | | 0.00022 | J | | 0.0043 | | |
| SVE Refinery Header | WFL-Header-SVE-080525 | 8/5/2025 | < 21 | U | | 7100 | | | 0.042 | | | 0.045 | | | 0.083 | | | 3.4 | | | < 0.0020 | U | | 0.0043 | | |
| SVE Refinery Header | WFL-Header-SVE-090925 | 9/9/2025 | < 8.6 | U | | 6100 | | | 0.039 | | | 0.040 | | | 0.070 | | | 3.2 | | | < 0.0020 | U | | 0.0038 | | |
| SVE Refinery Header | WFL-Header-SVE-100725 | 10/7/2025 | < 7.2 | U | | 6100 | | | 0.036 | | | 0.039 | | | 0.070 | | | 3.2 | | | < 0.0020 | U | | 0.0036 | | |
| SVE Refinery Header | WFL-Header-SVE-111125 | 11/11/2025 | < 13 | U | | 7600 | | | 0.047 | | | 0.054 | | | 0.091 | | | 3.7 | | | < 0.0020 | U | | 0.0047 | | |
| SVE Refinery Header | WFL-Header-SVE-120925 | 12/9/2025 | < 11 | U | | 6500 | | | 0.025 | | | 0.036 | | | 0.071 | | | 3.9 | | | < 0.0020 | U | | 0.0025 | | |
| SVE RTO Exhaust | Exh-SVE-010925 | 1/9/2025 | < 0.038 | U | | 28 | | | 0.00015 | J | | 0.00017 | J | | 0.00014 | J | | 1.3 | | | < 0.0022 | U | | < 0.0022 | U | |
| SVE RTO Exhaust | Exh-SVE-020425 | 2/4/2025 | < 0.048 | U | | 24 | | | 0.000099 | J | | 0.00012 | J | | 0.000075 | J | | 1.1 | | | < 0.0022 | U | | < 0.0022 | U | |
| SVE RTO Exhaust | Exh-SVE-030325 | 3/3/2025 | < 0.044 | U | | 29 | | | 0.00016 | J | | 0.00017 | J | | 0.000081 | J | | 1.3 | | | < 0.0020 | U | | < 0.0020 | U | |
| SVE RTO Exhaust | Exh-SVE-040425 | 4/4/2025 | < 0.021 | U | | 36 | | | 0.000064 | J | | 0.000099 | J | | 0.00023 | J | | 1.6 | | | < 0.0022 | U | | < 0.0022 | U | |
| SVE RTO Exhaust | Exh-SVE-050625 | 5/6/2025 | < 0.048 | U | | 64 | | | 0.00027 | J | | 0.00028 | J | | 0.00064 | J | | 0.75 | | | < 0.0022 | U | | < 0.0022 | U | |
| SVE RTO Exhaust | Exh-SVE-061625 | 6/16/2025 | < 0.025 | U | | 38 | | | < 0.0023 | U | | 0.00014 | J | | 0.00032 | J | | 1.2 | | | < 0.0023 | U | | < 0.0023 | U | |
| SVE RTO Exhaust | Exh-SVE-070125 | 7/1/2025 | < 0.026 | U | | 39 | | | < 0.0024 | U | | 0.00014 | J | | 0.00026 | J | | 1.1 | | | < 0.0024 | U | | < 0.0024 | U | |
| SVE RTO Exhaust | Exh-SVE-080525 | 8/5/2025 | < 0.053 | U | | 51 | | | < 0.0025 | U | | < 0.0025 | U | | < 0.025 | U | | 1.4 | | | < 0.0025 | U | | < 0.0025 | U | |
| SVE RTO Exhaust | Exh-SVE-090925 | 9/9/2025 | < 0.05 | U | | 55 | | | < 0.0023 | U | | < 0.0023 | U | | < 0.023 | U | | 1.2 | | | < 0.0023 | U | | < 0.0023 | U | |
| SVE RTO Exhaust | Exh-SVE-100725 | 10/7/2025 | < 0.051 | U | | 48 | | | < 0.0023 | U | | < 0.0023 | U | | < 0.023 | U | | 1.2 | | | < 0.0023 | U | | < 0.0023 | U | |
| SVE RTO Exhaust | Exh-SVE-111125 | 11/11/2025 | < 0.049 | U | | 53 | | | < 0.0022 | U | | < 0.0022 | U | | < 0.022 | U | | 1.4 | | | < 0.0022 | U | | < 0.0022 | U | |
| SVE RTO Exhaust | Exh-SVE-120925 | 12/9/2025 | 0.01 | J | | 36 | | | < 0.0021 | U | | < 0.0021 | U | | < 0.021 | U | | 0.96 | | | < 0.0021 | U | | < 0.0021 | U | |

SEE LAST PAGE OF TABLE FOR NOTES

# TABLE 10
## SVE SYSTEM HEADER AND EXHAUST ANALYTICAL DATA

| Location | Sample ID | Sample Date | Methane | | | Neopentane | | | Nitrogen | | | Oxygen | | | Pentane | | | Propane | | |
|---|---|---|---|---|---|---|---|---|---|---|---|---|---|---|---|---|---|---|---|---|
| | | | Result (%) | Lab Quals | AECOM Quals | Result (%) | Lab Quals | AECOM Quals | Result (%) | Lab Quals | AECOM Quals | Result (%) | Lab Quals | AECOM Quals | Result (%) | Lab Quals | AECOM Quals | Result (%) | Lab Quals | AECOM Quals |
| SVE Public Works Header | PW-Header-SVE-010925 | 1/9/2025 | **1.6** | | | < 0.0019 | U | | **77** | | | **18** | | | **0.0028** | | | < 0.0019 | U | |
| SVE Public Works Header | PW-Header-SVE-020425 | 2/4/2025 | **0.90** | | | < 0.0019 | U | | **78** | | | **19** | | | **0.0028** | | | < 0.0019 | U | |
| SVE Public Works Header | PW-Header-SVE-030325 | 3/3/2025 | **1.1** | | | < 0.0019 | U | | **78** | | | **19** | | | **0.0038** | | | < 0.0019 | U | |
| SVE Public Works Header | PW-Header-SVE-120925 | 12/9/2025 | **0.059** | | | < 0.0020 | U | | **78** | | | **21** | | | < 0.0020 | U | | < 0.0020 | U | |
| SVE Refinery Header | WFL-Header-SVE-010925 | 1/9/2025 | **1.6** | | | < 0.0020 | U | | **78** | | | **17** | | | **0.020** | | | **0.00028** | J | |
| SVE Refinery Header | WFL-Header-SVE-020425 | 2/4/2025 | **1.1** | | | **0.00017** | J | | **78** | | | **18** | | | **0.014** | | | **0.00020** | J | |
| SVE Refinery Header | WFL-Header-SVE-030325 | 3/3/2025 | **1.8** | | | **0.00026** | J | | **77** | | | **17** | | | **0.022** | | | **0.00030** | J | |
| SVE Refinery Header | WFL-Header-SVE-040425 | 4/4/2025 | **1.6** | | | **0.00025** | J | | **78** | | | **17** | | | **0.022** | | | **0.00030** | J | |
| SVE Refinery Header | WFL-Header-SVE-050625 | 5/6/2025 | **1.4** | | | **0.00022** | J | | **78** | | | **17** | | | **0.018** | | | **0.00024** | J | |
| SVE Refinery Header | WFL-Header-SVE-061625 | 6/16/2025 | **1.2** | | | < 0.0020 | U | | **79** | | | **17** | | | **0.016** | | | **0.00022** | J | |
| SVE Refinery Header | WFL-Header-SVE-070125 | 7/1/2025 | **1.5** | | | < 0.0020 | U | | **79** | | | **16** | | | **0.019** | | | **0.00026** | J | |
| SVE Refinery Header | WFL-Header-SVE-080525 | 8/5/2025 | **1.4** | | | < 0.0020 | U | | **79** | | | **16** | | | **0.018** | | | < 0.0020 | U | |
| SVE Refinery Header | WFL-Header-SVE-090925 | 9/9/2025 | **1.3** | | | < 0.0020 | U | | **78** | | | **17** | | | **0.015** | | | < 0.0020 | U | |
| SVE Refinery Header | WFL-Header-SVE-100725 | 10/7/2025 | **1.3** | | | < 0.0020 | U | | **78** | | | **17** | | | **0.015** | | | < 0.0020 | U | |
| SVE Refinery Header | WFL-Header-SVE-111125 | 11/11/2025 | **2.0** | | | < 0.0020 | U | | **77** | | | **17** | | | **0.021** | | | < 0.0020 | U | |
| SVE Refinery Header | WFL-Header-SVE-120925 | 12/9/2025 | **2.6** | | | < 0.0020 | U | | **76** | | | **17** | | | **0.012** | | | < 0.0020 | U | |
| SVE RTO Exhaust | Exh-SVE-010925 | 1/9/2025 | **0.0074** | | | < 0.0022 | U | | **79** | | | **20** | | | < 0.0022 | U | | < 0.0022 | U | |
| SVE RTO Exhaust | Exh-SVE-020425 | 2/4/2025 | **0.0046** | | | < 0.0022 | U | | **79** | | | **20** | | | < 0.0022 | U | | < 0.0022 | U | |
| SVE RTO Exhaust | Exh-SVE-030325 | 3/3/2025 | **0.0090** | | | < 0.0020 | U | | **79** | | | **20** | | | < 0.0020 | U | | < 0.0020 | U | |
| SVE RTO Exhaust | Exh-SVE-040425 | 4/4/2025 | **0.0067** | | | < 0.0022 | U | | **79** | | | **19** | | | < 0.0022 | U | | < 0.0022 | U | |
| SVE RTO Exhaust | Exh-SVE-050625 | 5/6/2025 | **0.0072** | | | < 0.0022 | U | | **78** | | | **21** | | | **0.00011** | J | | < 0.0022 | U | |
| SVE RTO Exhaust | Exh-SVE-061625 | 6/16/2025 | **0.0066** | | | < 0.0023 | U | | **79** | | | **20** | | | < 0.0023 | U | | < 0.0023 | U | |
| SVE RTO Exhaust | Exh-SVE-070125 | 7/1/2025 | **0.0064** | | | < 0.0024 | U | | **79** | | | **20** | | | < 0.0024 | U | | < 0.0024 | U | |
| SVE RTO Exhaust | Exh-SVE-080525 | 8/5/2025 | **0.0066** | | | < 0.0025 | U | | **80** | | | **19** | | | < 0.0025 | U | | < 0.0025 | U | |
| SVE RTO Exhaust | Exh-SVE-090925 | 9/9/2025 | **0.0048** | | | < 0.0023 | U | | **79** | | | **20** | | | < 0.0023 | U | | < 0.0023 | U | |
| SVE RTO Exhaust | Exh-SVE-100725 | 10/7/2025 | **0.0041** | | | < 0.0023 | U | | **79** | | | **20** | | | < 0.0023 | U | | < 0.0023 | U | |
| SVE RTO Exhaust | Exh-SVE-111125 | 11/11/2025 | **0.0050** | | | < 0.0022 | U | | **78** | | | **21** | | | < 0.0022 | U | | < 0.0022 | U | |
| SVE RTO Exhaust | Exh-SVE-120925 | 12/9/2025 | **0.0065** | | | < 0.0021 | U | | **78** | | | **21** | | | < 0.0021 | U | | < 0.0021 | U | |

**NOTES:**

Analytes shown were detected in at least one sample on Table 10 during the current quarter or previous 3 quarters.

**Bold** results are detections above the RL, or estimated detections between the MDL and RL.

< #.## Gray text indicates the analyte was not detected above the given reporting limit.

Public Works Header was closed on March 25, 2025 when SEE system vapor extraction was restarted.

Analytical samples were not collected from the Public Works Header in 2Q25 or 3Q25.

Public Works Header was re-opened December 1, 2025, in conjunction with ending of SEE system operations.

**Lab Qualifiers**

J = Estimated value; results between the MDL and RL

U = Compound analyzed for but not detected above the RL

E = Exceeds instrument calibration range

CN = Indicates potential high bias due to use of Tedlar© bag for off-line dilution

*- = Lab control sample is outside acceptance limits, low biased

**AECOM Qualifiers**

J = Estimated detection

UJ = Estimated non-detect

U = Non-detect due to blank contamination

# Figures

The following MVS descriptions and assumptions apply to **Figures 7** through **10**:

**Plan View Model Output** – The data input for the plan view model was not limited by depth and was modeled in three dimensions (3D). The bottom surface of the resulting model was limited to the potentiometric groundwater surface elevation. The two-dimensional (2D) appearance of the figures created from the 3D model was achieved by displaying an aerial view of horizontal slices through the model. The horizontal slices were taken parallel to the ground surface that was created from GPS survey data, rather than at single elevation plane. The result of this is a surface that accurately represents soil vapor concentrations at discreet depths measured from ground surface.

**Inward Kriging / Boundary Cut-off** – This method of Kriging limits the horizontal extent of data modeling to the extent of the data on the x/y plane in a convex hull. The model is bounded by the VMPs.

**Vertical Cut-off** – The bottom surface of this model is based on the current quarter's groundwater gauging data collected in Roxana. The groundwater gauging data was used to model a 2D surface that represents the interface between the top surface of groundwater and the bottom surface of soil vapor.

**Duplicate Samples –** In locations and depths where duplication samples were collected, the higher concentration was used.

**Detection Limits –** In cases where the lab reported a non-detect, half the value of the lab detection limit was used in the model. This conservative method is based on the assumption that the soil is likely not free of benzene, but the quantity contained is lower than detectable at the analyzed dilution. Data are posted where non-detect.

File: G:\USERS\MADALINA.TAMAS\AECOM DIRECTORY\GDS GIS SERVICES – DCS AMERICAS\SHELL\ILLINOIS\USF00666-900 S CENTRAL AVE-ROXANA-IL\ROXANA 4920 SV-SVE RPT\WORKSPACE\03.04.2021\FIGURE 1 INVESTIGATION AREA LOCATION MAP.DWG Last edited: Mar. 4, 21 @ 5:06 PM by: WCC-ST.LOUIS

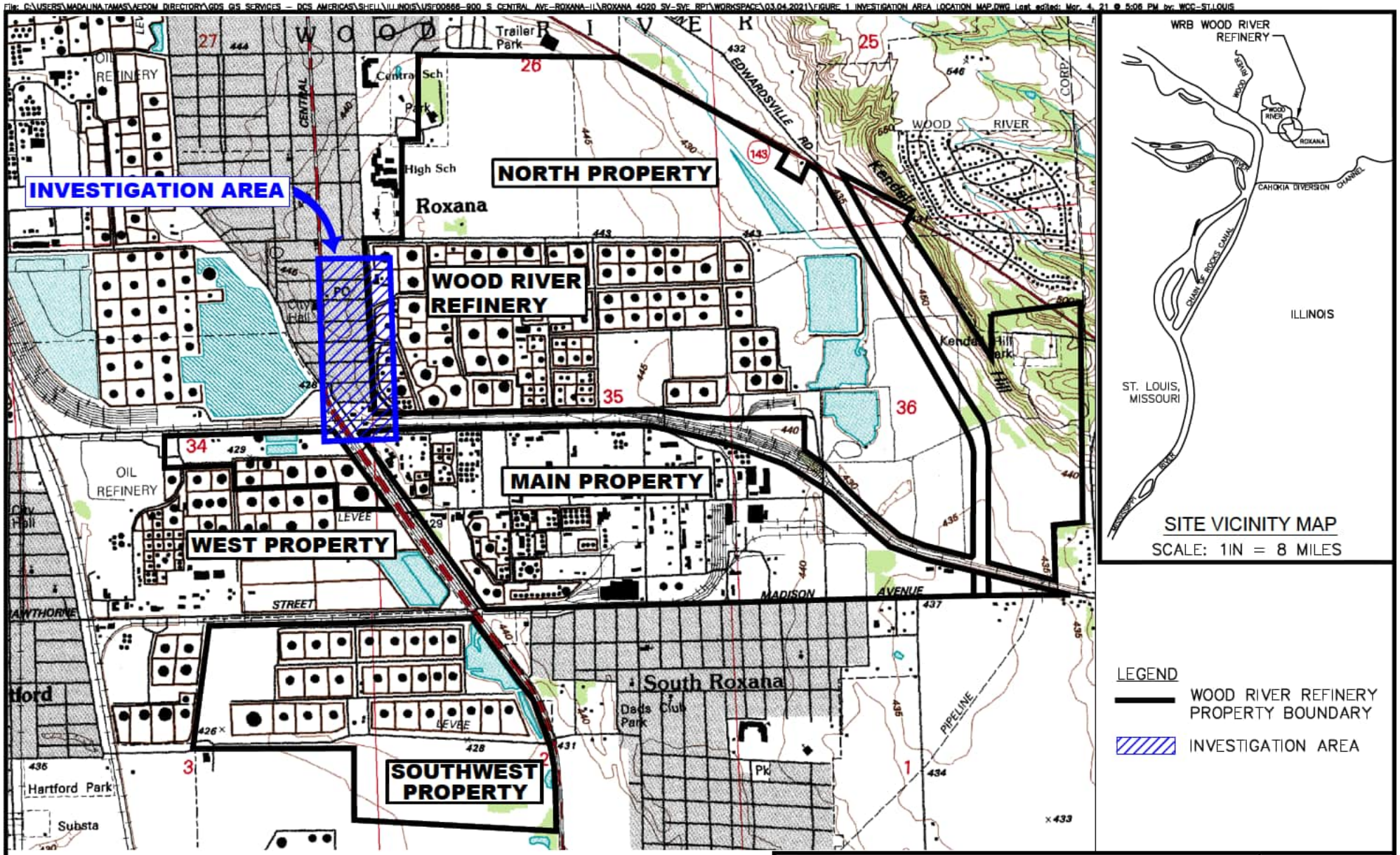


CONTOUR INTERVAL = 5 FT

0 2000

SCALE FEET

N

SOURCE:
ELECTRONIC USGS DIGITAL RASTER GRAPHIC 7.5 MINUTE TOPOGRAPHIC MAP OF WOOD RIVER, IL–MO REVISED 1994.

EQUILON ENTERPRISES LLC dba SHELL OIL PRODUCTS US
SOIL VAPOR MONITORING PROGRAM
ROXANA, ILLINOIS

AECOM

DRN. BY: gds October 2021
DSGN. BY: djd
CHKD. BY: smf

Investigation Area Location Map

FIG. NO. 1

File: C:\USERS\LORENTE\AECOM\GDS GIS SERVICES – GIS CAD PROJECTS\DCS AMERICAS\SHELL\ILLINOIS\USF00666-900_S_CENTRAL_AVE-ROXANA-IL\ROXANA 1Q23 SV-SVE RPT\WORKSPACE\FIGURE 2 1Q23 VAPOR MONITORING SAMPLING POINT LOCATIONS.DWG Last edited: Apr. 11,

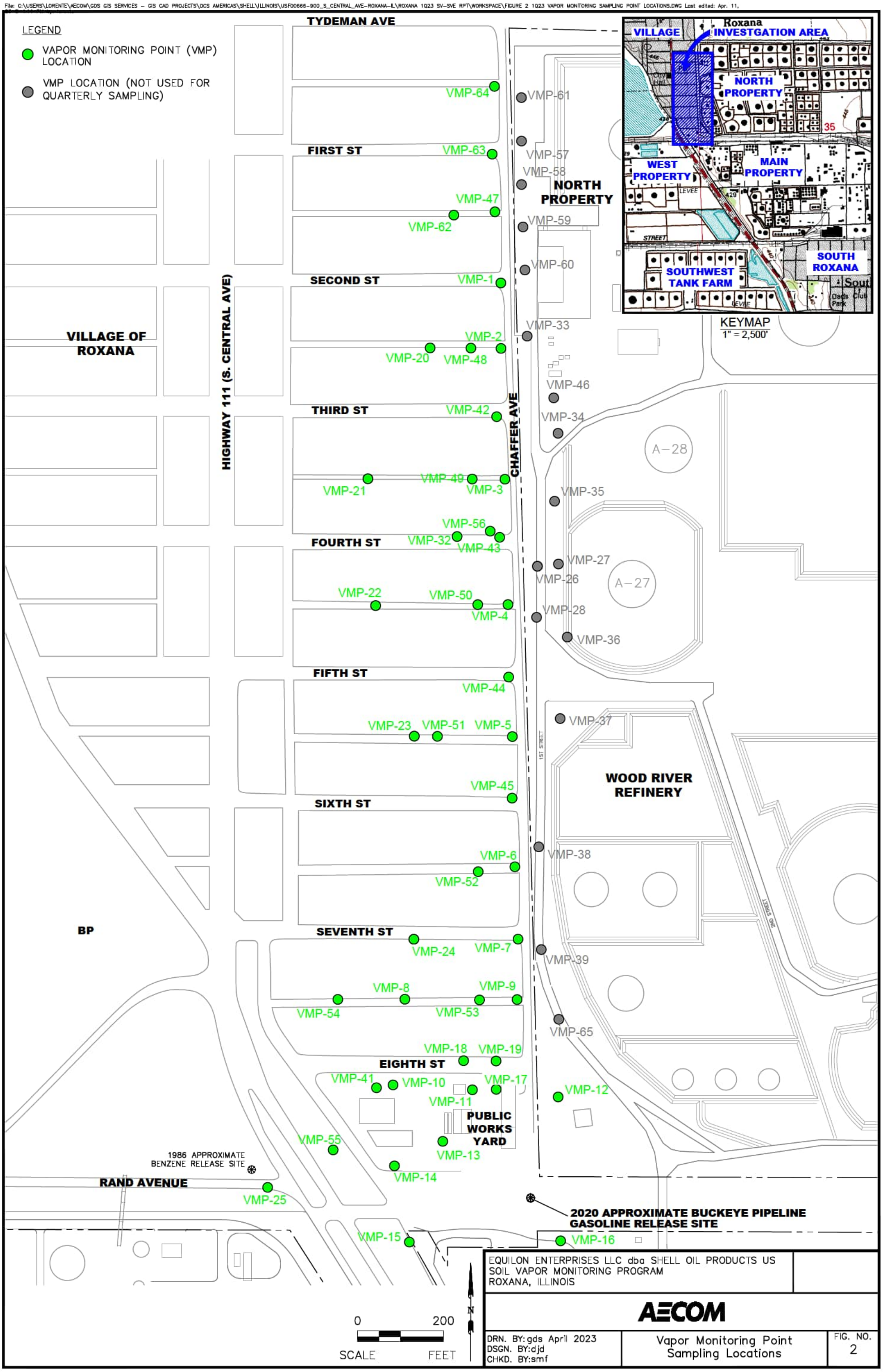


EQUILON ENTERPRISES LLC dba SHELL OIL PRODUCTS US
SOIL VAPOR MONITORING PROGRAM
ROXANA, ILLINOIS

AECOM

DRN. BY: gds April 2023
DSGN. BY: djd
CHKD. BY: smf

Vapor Monitoring Point Sampling Locations

FIG. NO. 2

LEGEND

- MONITORING WELL LOCATION GAUGED
- MONITORING WELL LOCATION NOT USED IN GENERATION OF CONTOURS
- WRR GROUNDWATER PRODUCTION WELL
- GROUNDWATER GRADIENT
- —407— GROUNDWATER SURFACE CONTOUR NAVD 88 (CONTOUR INTERVAL 0.5 FT.)

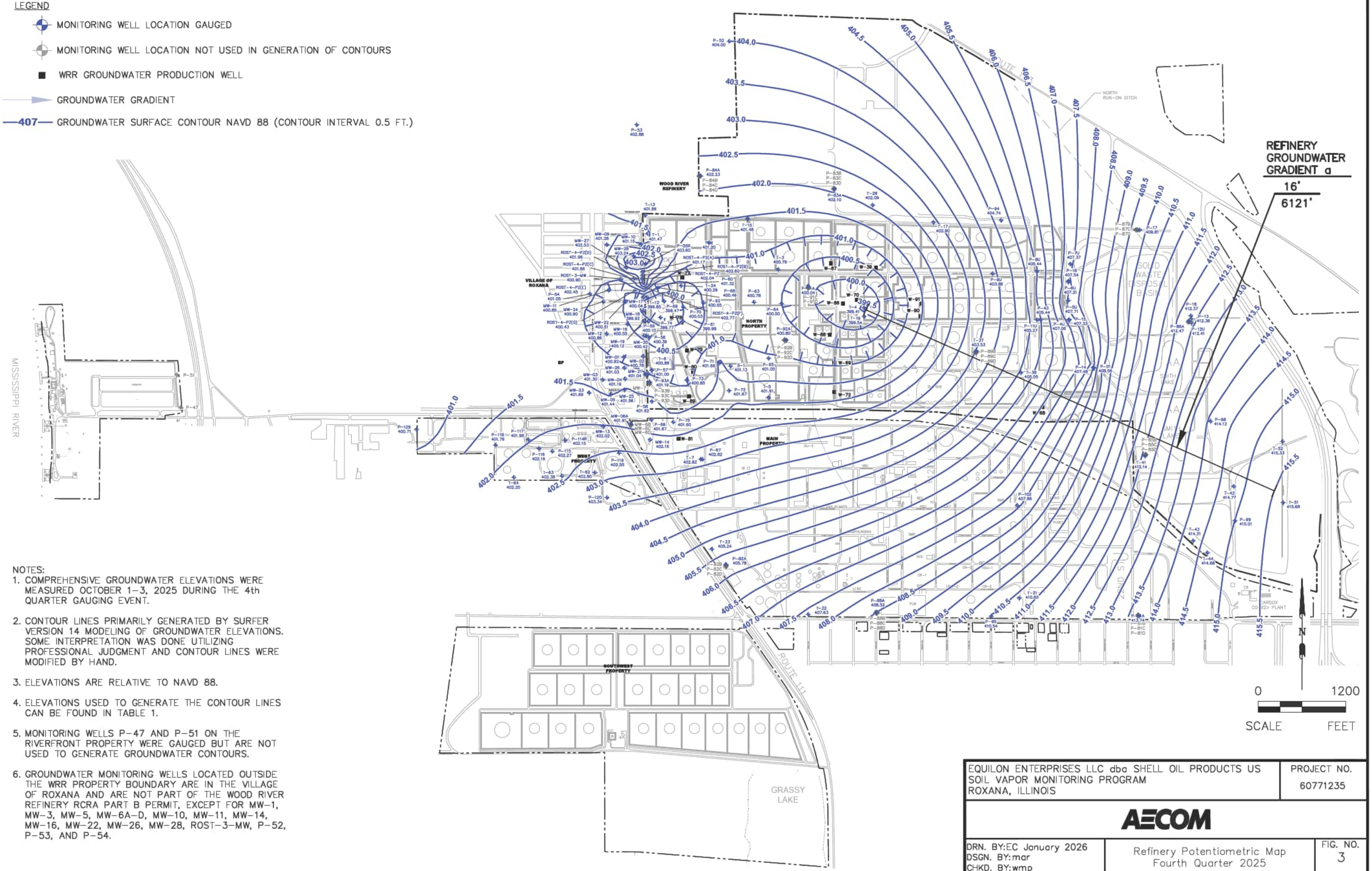


NOTES:

1. COMPREHENSIVE GROUNDWATER ELEVATIONS WERE MEASURED OCTOBER 1–3, 2025 DURING THE 4th QUARTER GAUGING EVENT.
2. CONTOUR LINES PRIMARILY GENERATED BY SURFER VERSION 14 MODELING OF GROUNDWATER ELEVATIONS. SOME INTERPRETATION WAS DONE UTILIZING PROFESSIONAL JUDGMENT AND CONTOUR LINES WERE MODIFIED BY HAND.
3. ELEVATIONS ARE RELATIVE TO NAVD 88.
4. ELEVATIONS USED TO GENERATE THE CONTOUR LINES CAN BE FOUND IN TABLE 1.
5. MONITORING WELLS P–47 AND P–51 ON THE RIVERFRONT PROPERTY WERE GAUGED BUT ARE NOT USED TO GENERATE GROUNDWATER CONTOURS.
6. GROUNDWATER MONITORING WELLS LOCATED OUTSIDE THE WRR PROPERTY BOUNDARY ARE IN THE VILLAGE OF ROXANA AND ARE NOT PART OF THE WOOD RIVER REFINERY RCRA PART B PERMIT, EXCEPT FOR MW–1, MW–3, MW–5, MW–6A–D, MW–10, MW–11, MW–14, MW–16, MW–22, MW–26, MW–28, ROST–3–MW, P–52, P–53, AND P–54.

| | |
|---|---|
| EQUILON ENTERPRISES LLC dba SHELL OIL PRODUCTS US<br>SOIL VAPOR MONITORING PROGRAM<br>ROXANA, ILLINOIS | PROJECT NO.<br>60771235 |
| AECOM | |
| DRN. BY:EC January 2026<br>DSGN. BY:mar<br>CHKD. BY:wmp | Refinery Potentiometric Map<br>Fourth Quarter 2025 |
| | FIG. NO.<br>3 |

File: C:\Users\Alexandrulonut.Dumit\AECOM\Convenience Store – Shell\Illinois\USF00666 900 S Central Ave Roxana\Roxana 4Q25 SV–SVE\Figure 3 Refinery Potetiometric Map 4Q25.dwg, by Dumitru, Ionut on 1/12/26

File: C:\USERS\ALEXANDRUIONUT.DUMIT\AECOM\CONVENIENCE STORE – SHELL\ILLINOIS\USFD0666 900 S CENTRAL AVE ROXANA\ROXANA 4Q25 SV-SVE\FIGURE 4 WF POTETIOMETRIC MAP 4Q25.DWG Last edited: Jan. 12, 26 @ 10:51 AM by: alexandruionut.dumit

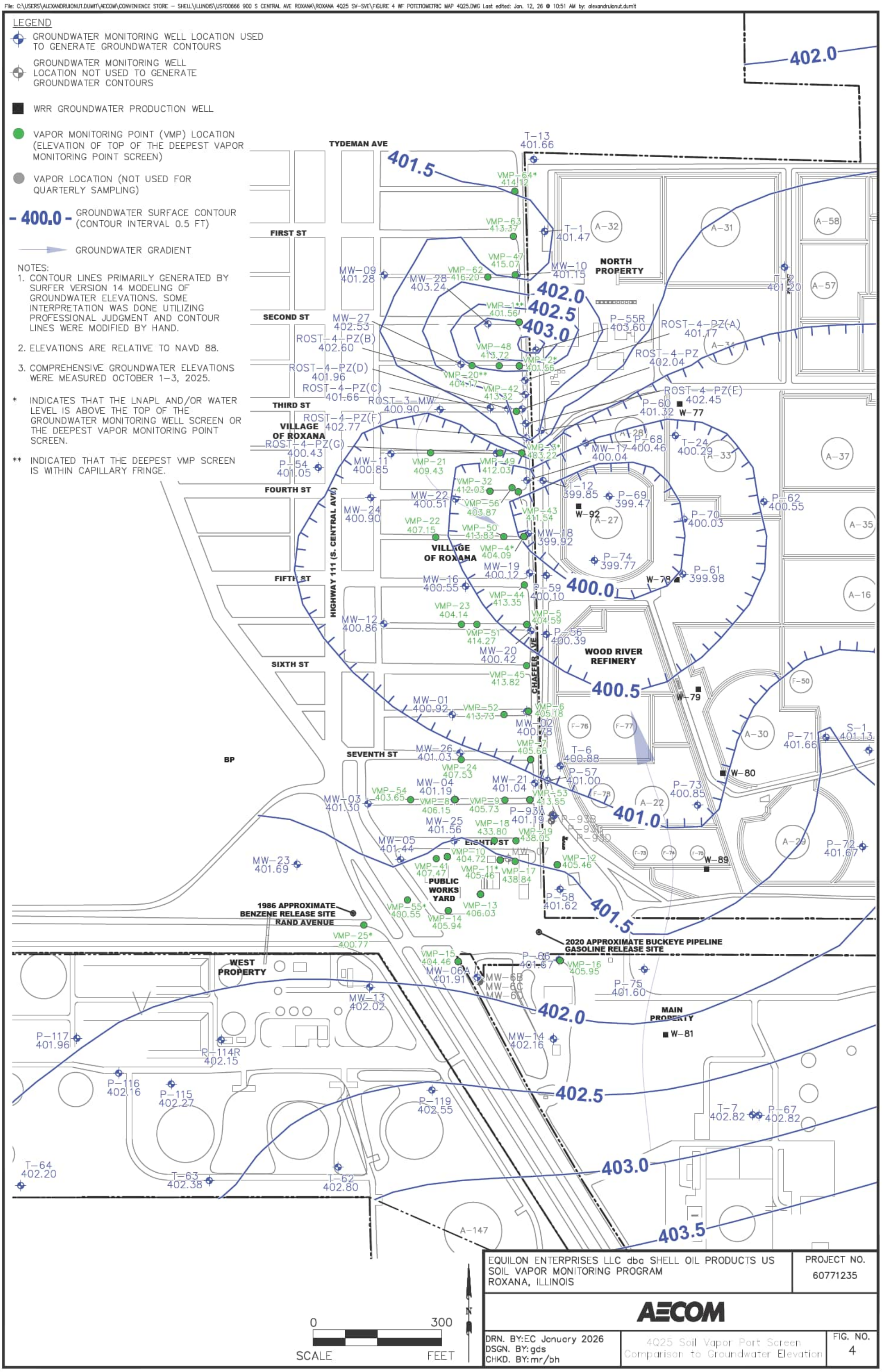


EQUILON ENTERPRISES LLC dba SHELL OIL PRODUCTS US
SOIL VAPOR MONITORING PROGRAM
ROXANA, ILLINOIS

PROJECT NO. 60771235

AECOM

DRN. BY:EC January 2026
DSGN. BY:gds
CHKD. BY:mr/bh

4Q25 Soil Vapor Port Screen Comparison to Groundwater Elevation

FIG. NO. 4

File: C:\USERS\ALEXANDRUIONUT.DUMIT\AECOM\CONVENIENCE STORE – SHELL\ILLINOIS\USF00666 900 S CENTRAL AVE ROXANA\ROXANA 4Q25 SV-SVE\FIGURE 5 4Q25 SUMMARY OF BENZENE SOIL VAPOR ANALYTICAL RESULTS (VILLAGE).DWG Last edited: Jan. 12, 26 @ 2:30 PM by: alexandruionut.dumit

LEGEND

- VAPOR MONITORING POINT (VMP) LOCATION
- VMP LOCATION (NOT USED FOR QUARTERLY SAMPLING)

NOTES:

1. SOIL VAPOR SCREENING CRITERIA

| Analyte | Screening Criteria (mg/m$^3$) | |
|---|---|---|
| | Residential | Industrial |
| Benzene | 0.37 | 2.8 |
| Ethylbenzene | 1.3 | 9.3 |
| m,p-Xylene | 130 | 820 |
| o-Xylene | 120 | 790 |

2. SCREENING CRITERIA FOR ALL TO-15 ANALYTES CAN BE FOUND IN TABLE 4.
3. MULTIPLE RESULTS (e.g., 440/410) INDICATE DUPLICATE SAMPLES.
4. VMP LOCATIONS IDENTIFIED IN GREEN WITH NO DATA BOX INDICATE THE RESULTS DID NOT EXCEED SCREENING CRITERIA.

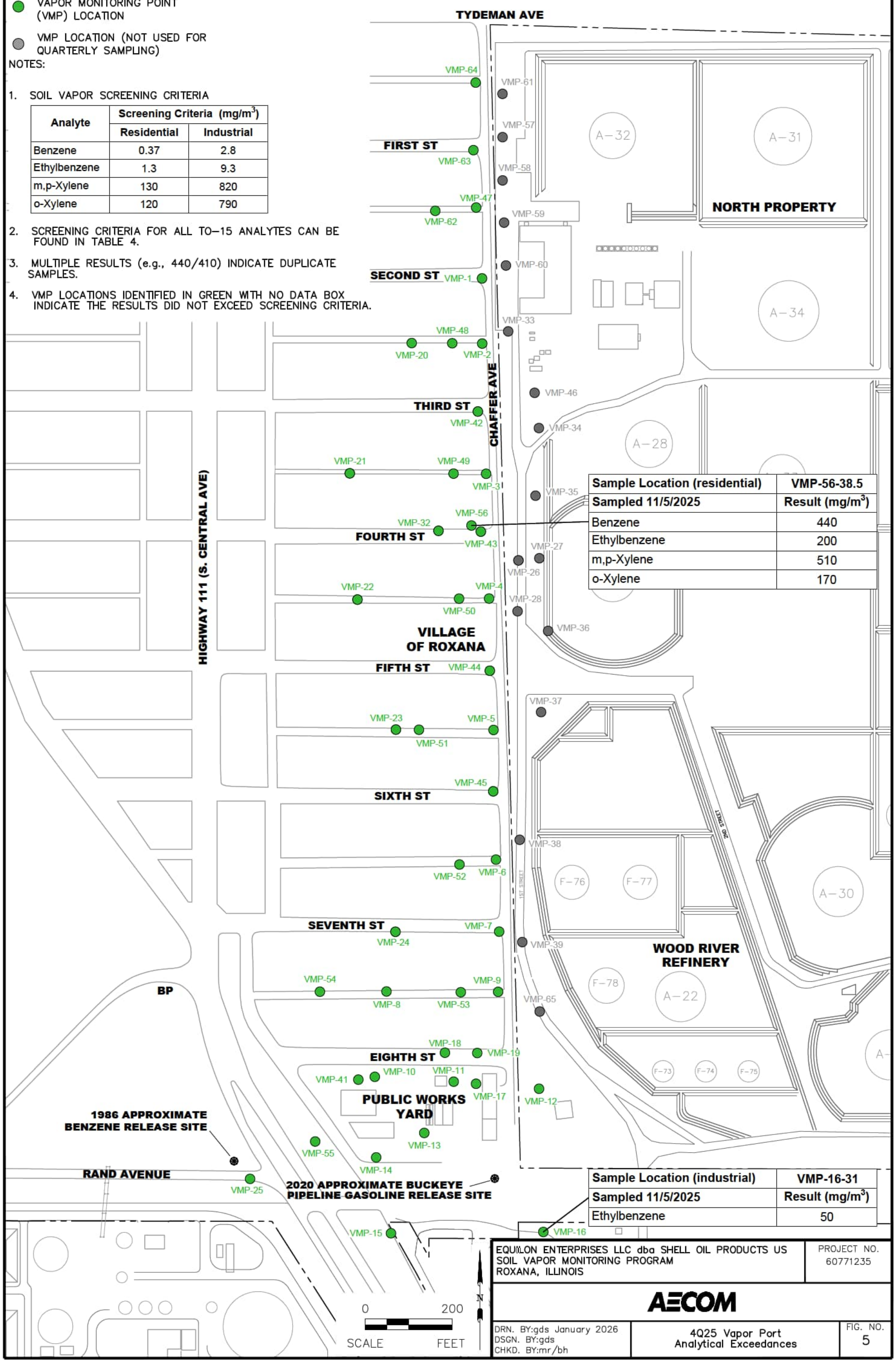


| Sample Location (residential) | VMP-56-38.5 |
|---|---|
| Sampled 11/5/2025 | Result (mg/m$^3$) |
| Benzene | 440 |
| Ethylbenzene | 200 |
| m,p-Xylene | 510 |
| o-Xylene | 170 |

| Sample Location (industrial) | VMP-16-31 |
|---|---|
| Sampled 11/5/2025 | Result (mg/m$^3$) |
| Ethylbenzene | 50 |

EQUILON ENTERPRISES LLC dba SHELL OIL PRODUCTS US
SOIL VAPOR MONITORING PROGRAM
ROXANA, ILLINOIS

PROJECT NO. 60771235

AECOM

DRN. BY:gds January 2026
DSGN. BY:gds
CHKD. BY:mr/bh

4Q25 Vapor Port Analytical Exceedances

FIG. NO. 5

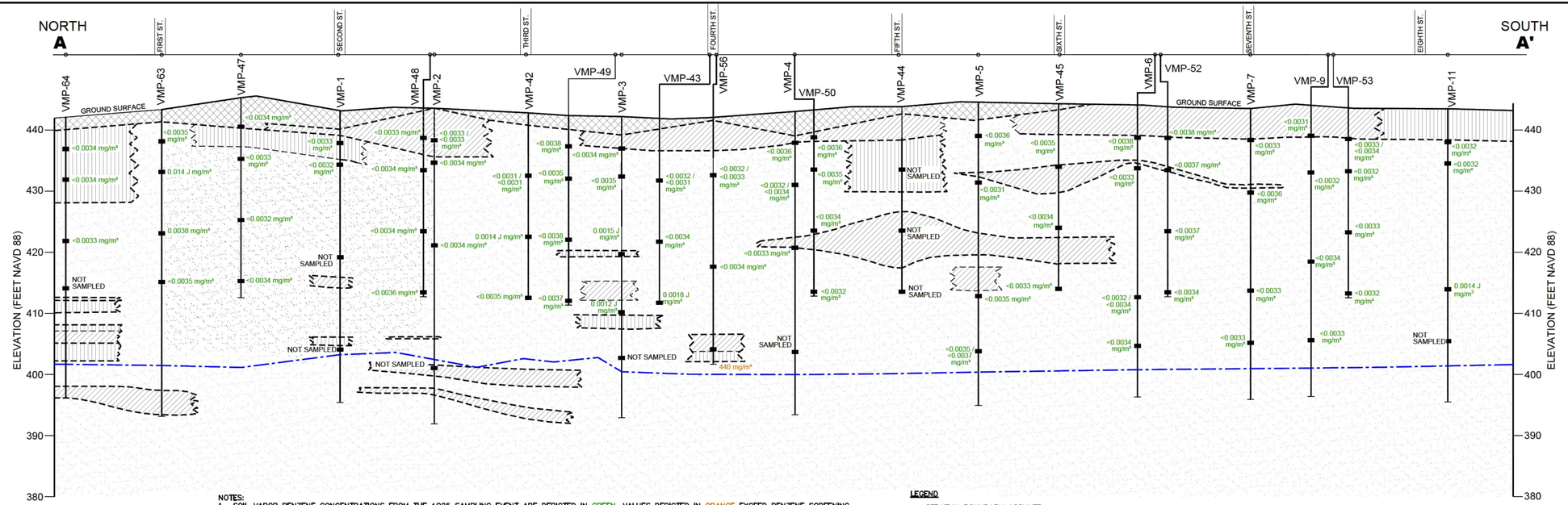


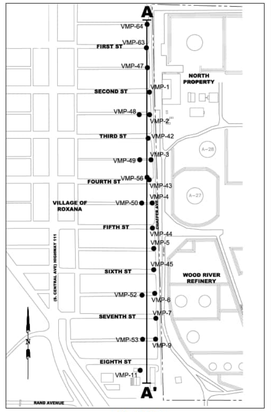


KEYMAP
NOT TO SCALE

NOTES:

1. SOIL VAPOR BENZENE CONCENTRATIONS FROM THE 4Q25 SAMPLING EVENT ARE DEPICTED IN GREEN. VALUES DEPICTED IN ORANGE EXCEED BENZENE SCREENING CRITERION (0.37 mg/m³ FOR VMP 1–9, 32, AND 42–45, 47–50, 52, 53, 56, 63, AND 64 [RESIDENTIAL] AND 2.8 mg/m³ FOR VMP–11 [COMMERCIAL/INDUSTRIAL]).
2. GROUNDWATER ELEVATIONS SHOWN ON THIS CROSS–SECTION ARE BASED ON GROUNDWATER GAUGING DATA COLLECTED OCTOBER 1–3, 2025.
3. THIS GEOLOGIC CROSS–SECTION IS PRIMARILY BASED ON THE INTERPRETATION OF CPT DATA AND BORING LOGS DEVELOPED DURING OTHER DRILLING TECHNIQUES (E.G. AUGER AND GEOPROBE) COLLECTED BY AECOM SINCE 2006. LITHOLOGY WAS PROJECTED BETWEEN SUBSURFACE INVESTIGATION POINTS.
4. CROSS–SECTION TRACE LINE SHOWS DISTANCE AND DIRECTION EACH POINT WAS PROJECTED TO CONSTRUCT THIS CROSS–SECTION.
5. VMPs OFFSET FROM CROSS–SECTIONAL LINE (VMP–43, VMP–48, VMP–49, VMP–50, VMP–52, AND VMP–53) ARE INCLUDED TO DISPLAY BENZENE CONCENTRATION DATA ONLY.

LEGEND

- STRATUM BOUNDARY ASSUMED
- FILL PROJECTED BETWEEN POINTS (INCLUDES CINDERS, GRAVEL, CLAY, AND/OR SILTY CLAY)
- CLAY PROJECTED BETWEEN POINTS (INCLUDES SILTY CLAY AND SANDY CLAY)
- SILT PROJECTED BETWEEN POINTS (INCLUDES SANDY SILT AND CLAYEY SILT)
- SAND PROJECTED BETWEEN POINTS (INCLUDES SILTY SAND AND CLAYEY SAND)
- POTENTIOMETRIC SURFACE – ESTIMATED

0 10 VERTICAL SCALE FEET

0 100 APPROXIMATE HORIZONTAL SCALE FEET

| | |
|---|---|
| EQUILON ENTERPRISES LLC dba SHELL OIL PRODUCTS US<br>SOIL VAPOR MONITORING PROGRAM<br>ROXANA, ILLINOIS | PROJECT NO.<br>60771235 |
| AECOM | |
| DRN. BY:gds January 2026<br>DSGN. BY:gds<br>CHKD. BY:mr/bh | 4Q25 Cross–Section with Benzene Soil Vapor Analytical Results – Chaffer Avenue |
| | FIG. NO.<br>6 |

File: C:\USERS\ALEXANDRUIONUT.DUMIT\AECOM\CONVENIENCE STORE – SHELL\ILLINOIS\USFD0666 900 S CENTRAL AVE ROXANA\ROXANA 4Q25 SV-SVE\FIGURE 7 4Q25 BENZENE SOIL VAPOR DISTRIBUTION – 5 FT BGS.DWG Last edited: Jan. 12, 26 @ 2:29 PM by: alexandruionut.dumit

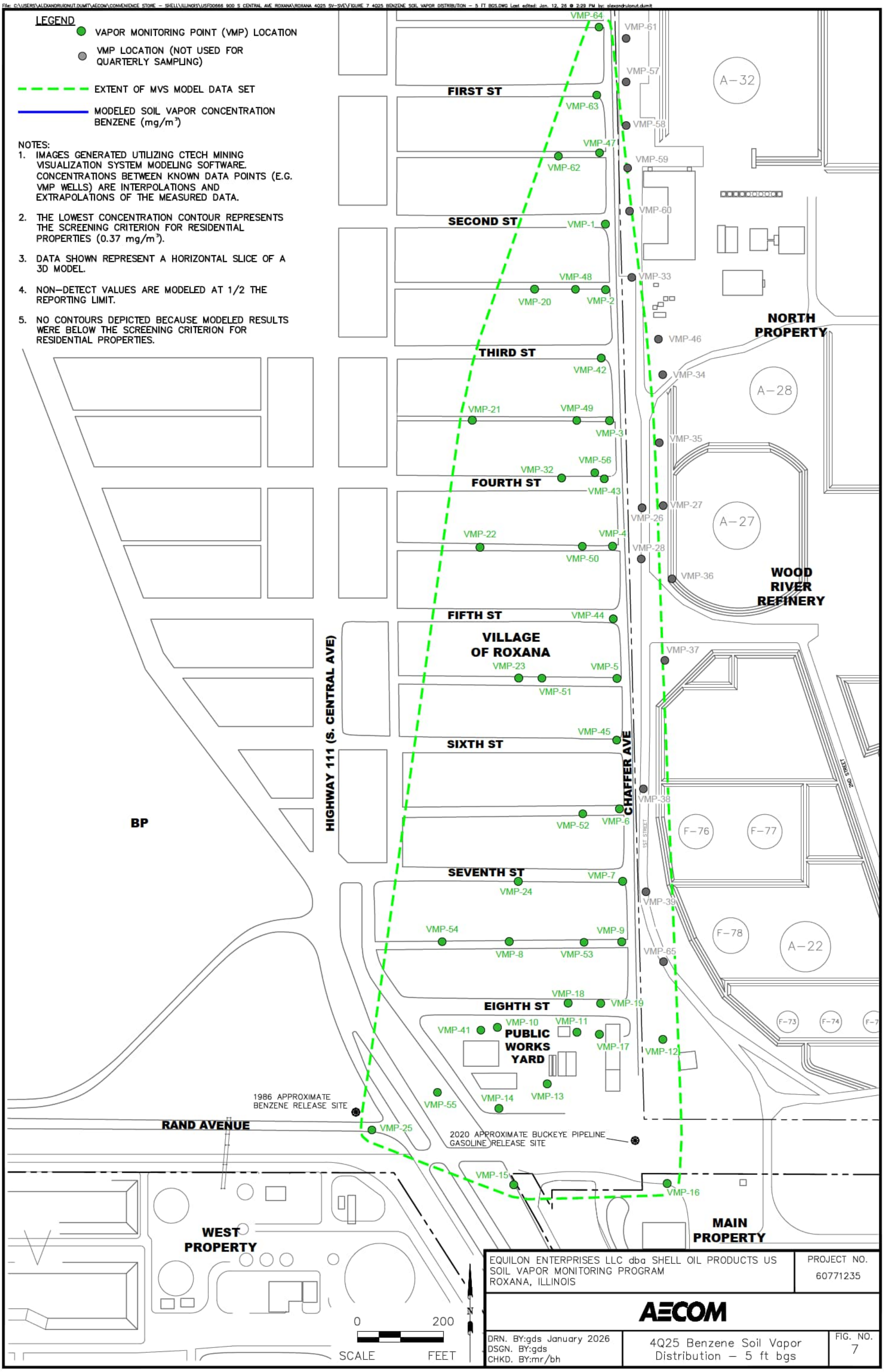


| | |
|---|---|
| EQUILON ENTERPRISES LLC dba SHELL OIL PRODUCTS US<br>SOIL VAPOR MONITORING PROGRAM<br>ROXANA, ILLINOIS | PROJECT NO.<br>60771235 |
| AECOM | |
| DRN. BY:gds January 2026<br>DSGN. BY:gds<br>CHKD. BY:mr/bh | 4Q25 Benzene Soil Vapor Distribution – 5 ft bgs |
| | FIG. NO.<br>7 |

File: C:\USERS\ALEXANDRUIONUT.DUMIT\AECOM\CONVENIENCE STORE – SHELL\ILLINOIS\USFD0666 900 S CENTRAL AVE ROXANA\ROXANA 4Q25 SV-SVE\FIGURE 8 4Q25 BENZENE SOIL VAPOR DISTRIBUTION – 10 FT BGS.DWG Last edited: Jan. 12, 26 @ 2:30 PM by: alexandruionut.dumit

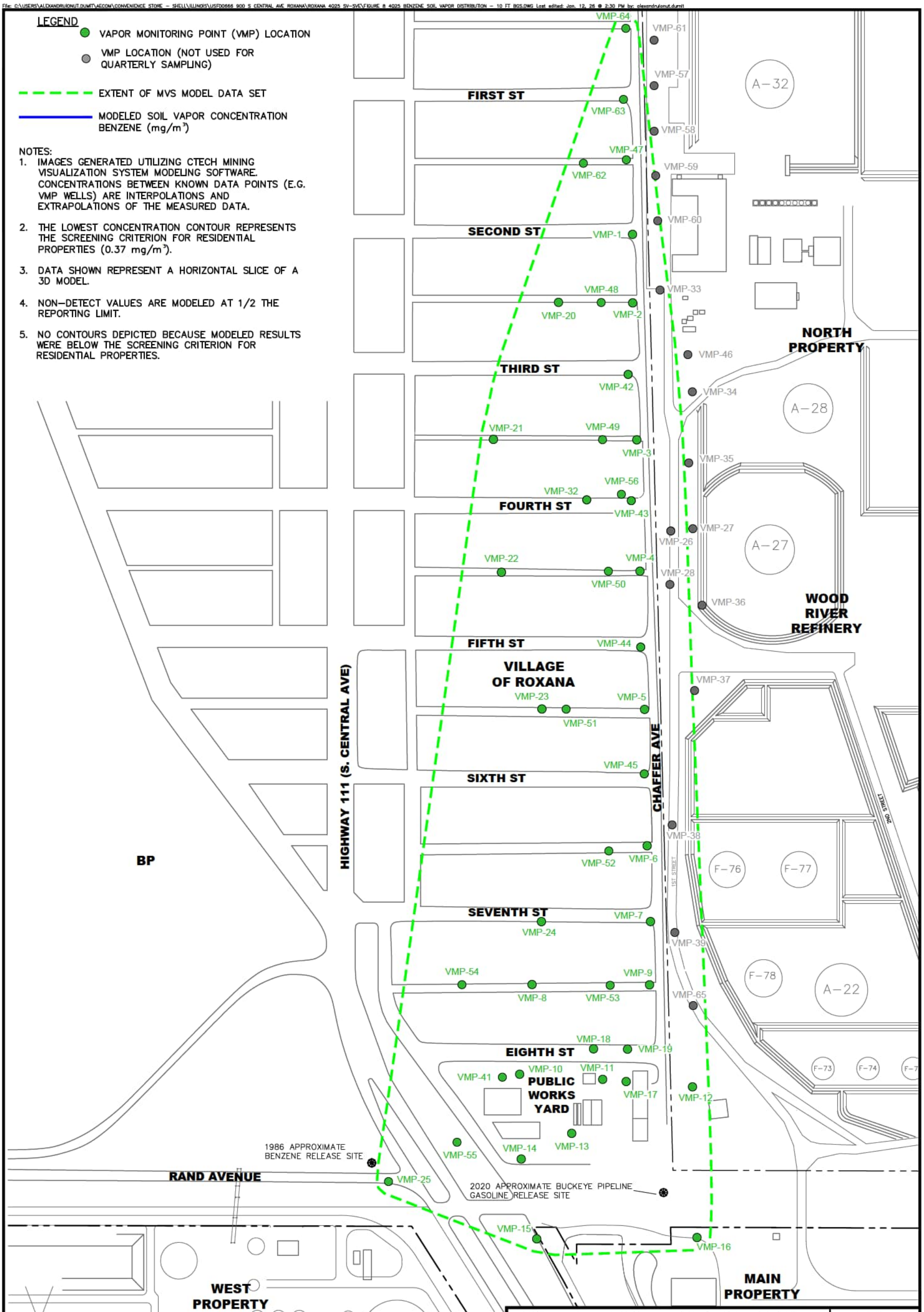


| | |
|---|---|
| EQUILON ENTERPRISES LLC dba SHELL OIL PRODUCTS US<br>SOIL VAPOR MONITORING PROGRAM<br>ROXANA, ILLINOIS | PROJECT NO.<br>60771235 |
| AECOM | |
| DRN. BY:gds January 2026<br>DSGN. BY:gds<br>CHKD. BY:mr/bh | 4Q25 Benzene Soil Vapor Distribution – 10 ft bgs |
| | FIG. NO.<br>8 |

File: C:\USERS\ALEXANDRUIONUT.DUMIT\AECOM\CONVENIENCE STORE – SHELL\ILLINOIS\USF00666 900 S CENTRAL AVE ROXANA\ROXANA 4Q25 SV-SVE\FIGURE 9 4Q25 BENZENE SOIL VAPOR DISTRIBUTION – 25 FT BGS.DWG Last edited: Jan. 12, 26 @ 2:35 PM by: alexandruionut.dumit

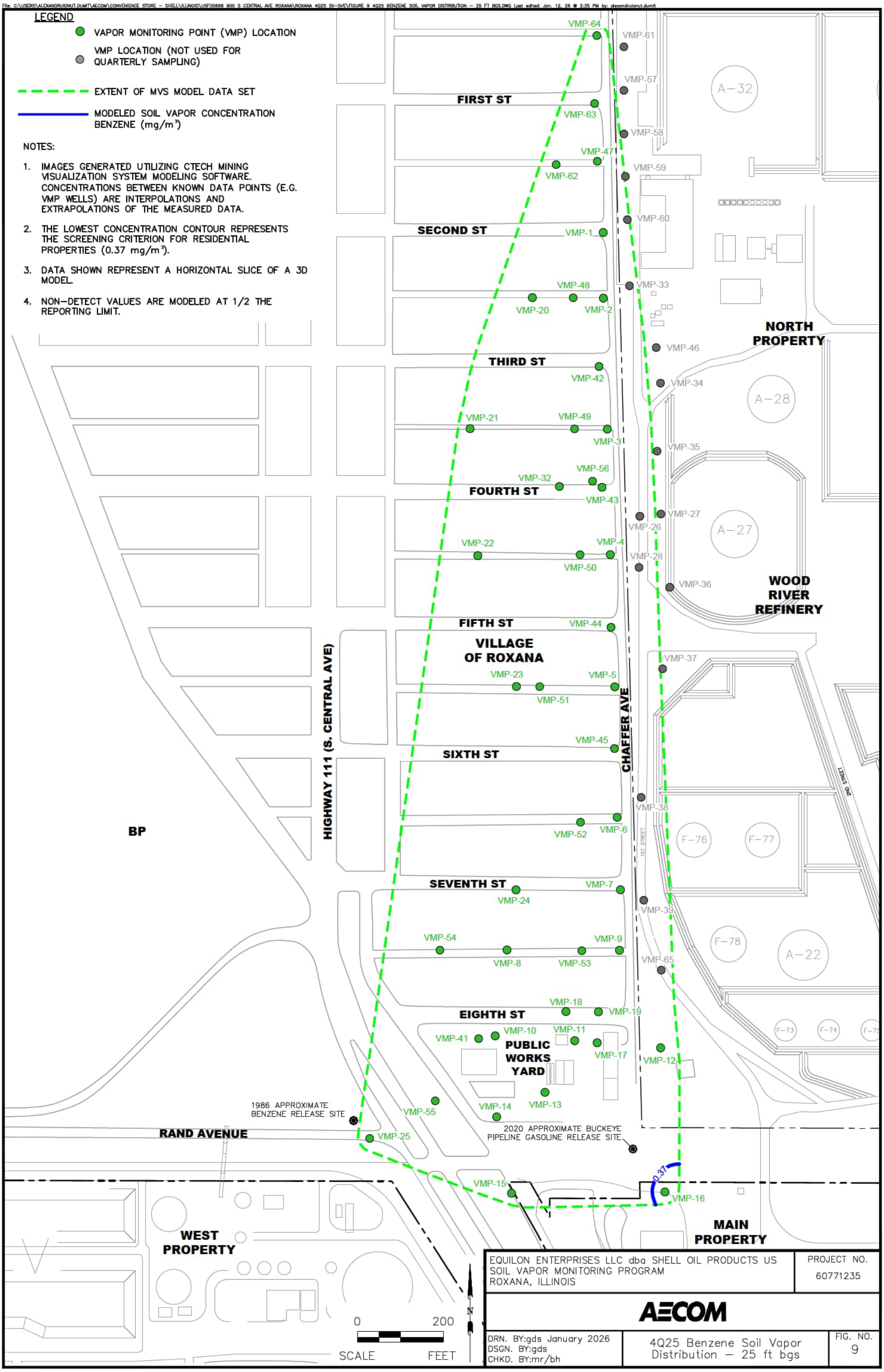


| | |
|---|---|
| EQUILON ENTERPRISES LLC dba SHELL OIL PRODUCTS US<br>SOIL VAPOR MONITORING PROGRAM<br>ROXANA, ILLINOIS | PROJECT NO.<br>60771235 |
| AECOM | |
| DRN. BY:gds January 2026<br>DSGN. BY:gds<br>CHKD. BY:mr/bh | 4Q25 Benzene Soil Vapor Distribution – 25 ft bgs |
| | FIG. NO.<br>9 |

File: C:\USERS\ALEXANDRUIONUT.DUMIT\AECOM\CONVENIENCE STORE – SHELL\ILLINOIS\USF00666 900 S CENTRAL AVE ROXANA\ROXANA 4Q25 SV–SVE\FIGURE 10 GW BENZENE 4Q25.DWG Last edited: Jan. 12, 26 @ 2:50 PM by: alexandruionut.dumit

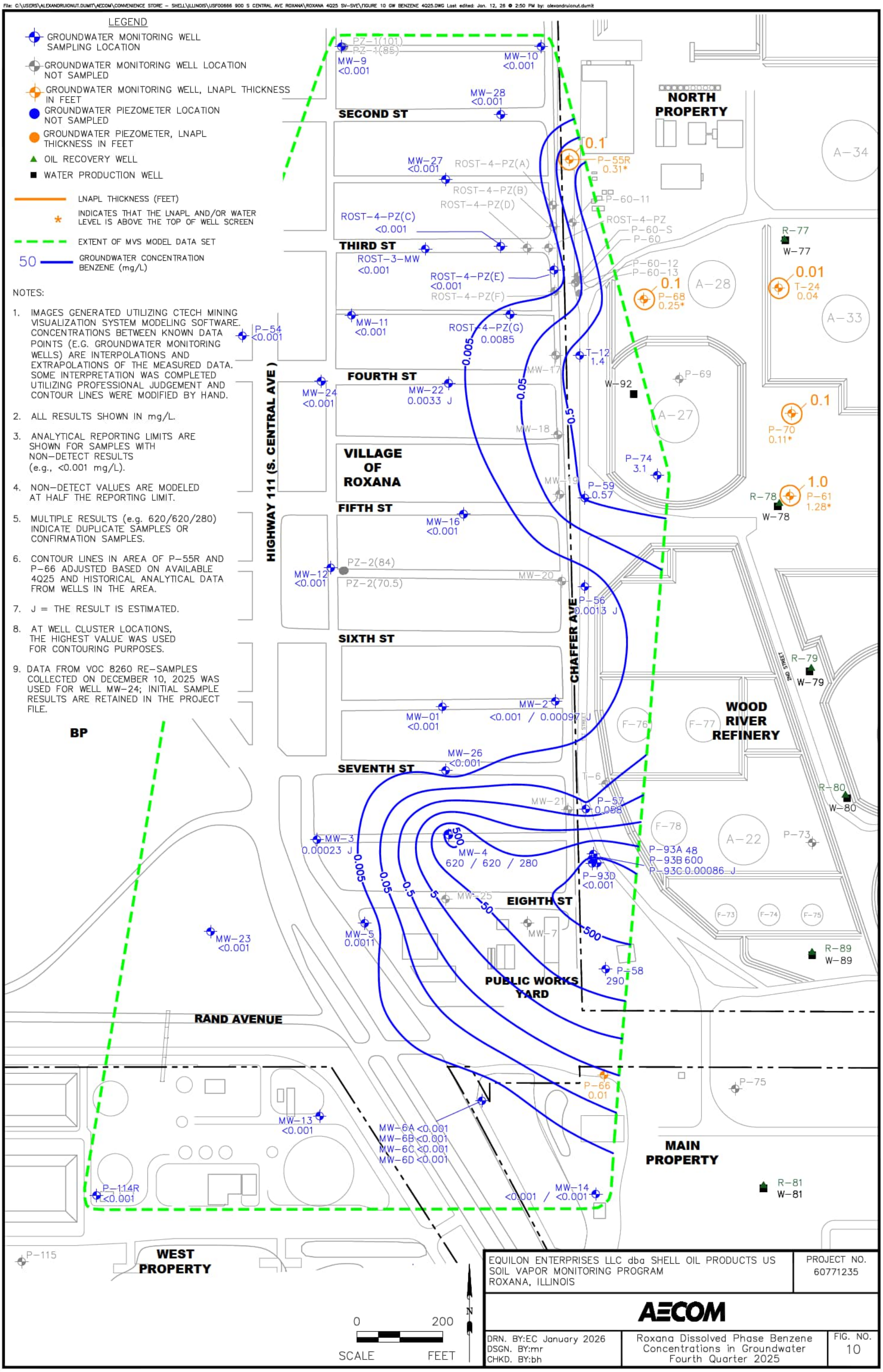


EQUILON ENTERPRISES LLC dba SHELL OIL PRODUCTS US
SOIL VAPOR MONITORING PROGRAM
ROXANA, ILLINOIS

PROJECT NO. 60771235

AECOM

DRN. BY:EC January 2026
DSGN. BY:mr
CHKD. BY:bh

Roxana Dissolved Phase Benzene Concentrations in Groundwater Fourth Quarter 2025

FIG. NO. 10

File: C:\USERS\LORENTE\AECOM\GDS GIS SERVICES - GIS CAD PROJECTS\DCS AMERICAS\SHELL\ILLINOIS\USF00666-900_S_CENTRAL_AVE-ROXANA-IL\ROXANA 4Q23 SV-SVE RPT\WORKSPACE\FIGURE 13 SVE SYSTEM LAYOUT_GRAY VMPS.DWG Last edited: Jan. 10, 24 @ 4:47

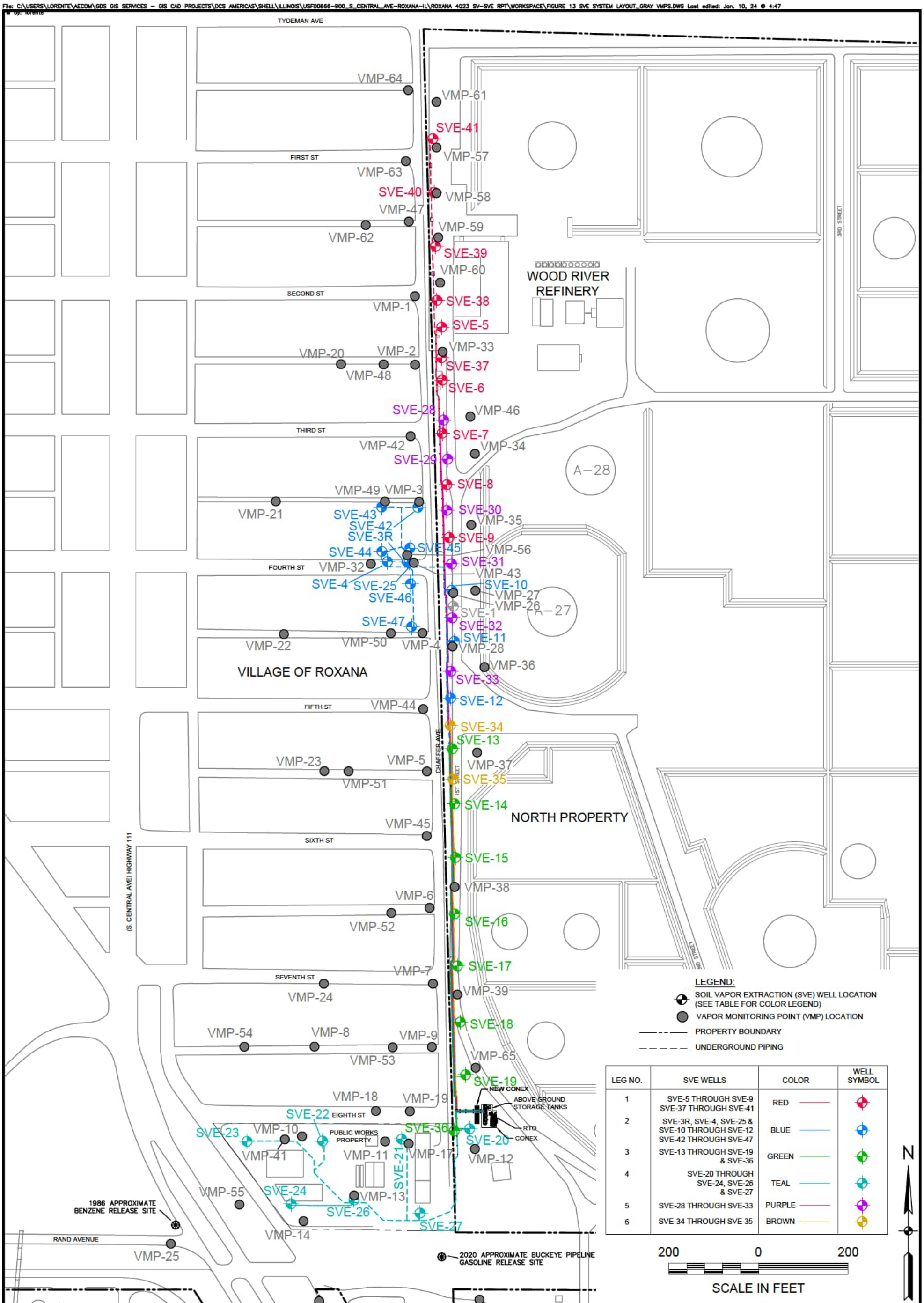


| LEG NO. | SVE WELLS | COLOR | WELL SYMBOL |
|---|---|---|---|
| 1 | SVE-5 THROUGH SVE-9<br>SVE-37 THROUGH SVE-41 | RED | |
| 2 | SVE-3R, SVE-4, SVE-25 &<br>SVE-10 THROUGH SVE-12<br>SVE-42 THROUGH SVE-47 | BLUE | |
| 3 | SVE-13 THROUGH SVE-19<br>& SVE-36 | GREEN | |
| 4 | SVE-20 THROUGH<br>SVE-24, SVE-26<br>& SVE-27 | TEAL | |
| 5 | SVE-28 THROUGH SVE-33 | PURPLE | |
| 6 | SVE-34 THROUGH SVE-35 | BROWN | |

EQUILON ENTERPRISES LLC dba SHELL OIL PRODUCTS US
SOIL VAPOR MONITORING PROGRAM
ROXANA, ILLINOIS

PROJECT NO. 60697537

AECOM

DRN. BY: gds January 2024
DSGN. BY: djd
CHKD. BY: smf

SVE System Layout

FIG. NO. 11

# Appendix A
# Site Background and Regulatory History

# APPENDIX A
# SITE BACKGROUND AND REGULATORY HISTORY

**Soil Vapor Sampling**

Shell has been investigating and delineating soil vapor in the Investigation Area through the installation, development, and sampling of vapor monitoring ports (VMPs). Vapor monitoring locations (VMP-1 through VMP-16) were installed based on a work plan submitted to the Illinois Environmental Protection Agency (IEPA) on behalf of Shell on January 21, 2009. IEPA approved the work plan with conditions on May 12, 2009 (IEPA, 2009). The results of the vapor investigation and delineation efforts were presented in the Dissolved Phase Groundwater Investigation and P-60 Free Phase Product Delineation Report, dated February 18, 2010 (URS, 2010a). Based on recommendations contained in that report, an additional four vapor monitoring ports were installed, developed, and sampled at one existing (VMP-3) and three new vapor monitoring locations (VMP-17 through VMP-19) in the Spring/Summer 2010, with results presented in the Addendum to February 2010 Report – Supplemental Investigation Activities, dated September 20, 2010 (URS, 2010b).

IEPA provided comments to the February 18, 2010 report in a letter to Shell dated August 5, 2010 (IEPA, 2010). In particular, Comment Number 3 required quarterly soil vapor sampling and reporting, and Comment Number 2 described the need to further delineate the extent of soil vapors beneath the area. Six VMPs (VMP-20 through VMP-25) were installed and added to the quarterly sampling program beginning with 1st Quarter 2011 (1Q11).

IEPA provided further comments in a March 16, 2011 letter (IEPA, 2011) to Shell approving the Soil Vapor Extraction (SVE) Pilot Test Work Plan. In particular, Comment Number 2 of the March 16, 2011 letter required that quarterly soil vapor sampling continue at the 25 VMP locations, and Comment Number 9 requested an updated report, including a discussion of the geology, extent of groundwater impact, and distribution of impacted soil vapor. These items/comments were included in the 1Q11 Soil Vapor Report (URS, 2011a) and have been updated for this report.

As a result of a meeting between Shell and the IEPA on February 8, 2012, the quarterly soil vapor sampling program was expanded to include six additional soil VMPs (VMP-31, VMP-32, and VMP-42 through VMP-45). VMP-31 and VMP-32 were installed in 2nd Quarter 2011 (2Q11) to monitor soil vapor during operation of the Internal Combustion Engines (ICE) located near 4th Street and Chaffer Avenue. VMP-42 through VMP-45 were installed during the 3rd Quarter 2011 (3Q11) and 4th Quarter 2011 (4Q11) in conjunction with the SVE System installation to monitor soil vapor concentrations. Monitoring of these VMPs commenced with the 2nd Quarter 2012 (2Q12) sampling event.

Based on a September 13, 2012 letter from the IEPA (IEPA, 2012), VMP-29, VMP-30, and VMP-41, located within the Roxana Public Works Yard, were added to the quarterly sampling program during 3rd Quarter 2012 (3Q12). Additional VMPs (VMP-47 through VMP-55) were installed during the 4th Quarter 2012 (4Q12) in the Village. Monitoring of these VMPs commenced in the 1st Quarter 2013 (1Q13) sampling event.

In 2012, the IEPA additionally requested development of a quarterly report documenting the results of monitoring and remedial efforts associated with operating the SVE system. These results have been added to the subject report.

VMP-62 through VMP-64 were installed during the 4th Quarter 2013 (4Q13) in the Village. Monitoring of these VMPs commenced in the 4Q13 sampling event; however, the results were not obtained in time for inclusion in the 4Q13 report, so those data were included in the 1st Quarter 2014 (1Q14) report.

Based on email correspondence with the IEPA (J. Moore, personal communication to B. Billman, August 2, 2013), the subject reports no longer include copies of the laboratory analytical reports (previously included in appendices). The laboratory reports will continue to be retained in the project files.

The IEPA issued a draft letter on December 26, 2013, finalized on April 9, 2014 (IEPA, 2014), approving certain modifications requested by URS to the subject reports, including the modifications below:

- Tabular data included from the previous year (current quarter and the previous three quarters).
- Charts showing the analytical concentrations of benzene and methane over time.
- Reduction of VMP canister sampling duration from approximately 30 minutes to approximately 5 minutes.

These changes were initiated with the 1Q14 sampling event and have been updated in subsequent reports.

The IEPA issued a letter on May 28, 2015 (IEPA, 2015), approving the corrective action modification requests of two submittals related to the SVE system.

AECOM, on behalf of Shell, submitted "TACO Tier 3 Demonstration Report Part 1: Site Characterization Summary" and "Part 2: Tier 3 Proposal" to the IEPA on April 6, 2017 (AECOM, 2017a; AECOM, 2017b). This submittal was followed by two supplemental documents submitted on July 14, 2017 (AECOM, 2017c), and November 22, 2017 (AECOM, 2017d), respectively. These submittals provided a site characterization summary and a Tier 3 demonstration requesting to shut down the SVE System and initiate a period of rebound monitoring.

During a meeting with IEPA on November 5, 2019, the IEPA requested information regarding the operation of the SVE system, including a description of procedures for opening and closing SVE wells, an overview of SVE system monitoring programs, and a figure depicting operating SVE wells. On November 20, 2019 AECOM provided the requested information via email, including a figure depicting the SVE wells operating as of November 13, 2019.

On October 1, 2020, the IEPA issued a response letter to the 2017 TACO Tier 3 submittals, in which the submittals were neither approved nor denied (IEPA, 2020). Condition 1 of the letter stated that the SVE system must be maintained in areas of concern until groundwater concentrations at monitoring wells within the Village have been reduced to levels consistent with applicable standards. Additional conditions within the letter provided guidance for recalculation of Tier 3 remedial objectives, provided comments on the screening of analytical results, and provided a list of 21 chemicals that may be excluded from further consideration. During a meeting on July 15, 2021, the IEPA provided some clarifications regarding comments in the October 1, 2020 letter.

On January 4, 2022, AECOM, on behalf of Shell, submitted a response to the IEPA's October 1, 2020 letter (AECOM, 2022a). Specific responses to each of the IEPA's comments were included, along with supporting materials.

On March 23, 2022, AECOM, on behalf of Shell, submitted a request to the IEPA asking that the due dates for the quarterly Roxana Soil Vapor Sampling & SVE Monitoring Reports be pushed back two weeks. On July 8, 2022 the IEPA responded with a letter approving the request. Effective beginning with the 2Q22 report, the 1st Quarter report is now due on May 15, the 2nd Quarter report is due August 15, the 3rd Quarter report is due November 15, and the 4th Quarter report is due February 15.

On March 13, 2023, the IEPA issued a letter approving several of AECOM's recent standard operating procedures (SOP) submittals. The letter included conditions that affect some of the SOPs, including the SOP for soil vapor sampling (IEPA, 2023a). On May 26, 2023, AECOM, on behalf of Shell, submitted Standard Operating Procedure (SOP) revisions outlined in the 3/13/2023 IEPA SOP approval letter with comments. The IEPA letter approved several previously submitted SOPs and requested some specific revisions to selected SOPs as well as a new SOP related to Investigative Derived Waste (IDW) management.

## SVE System

As presented in the June 2011 Conceptual/Final Design Report (URS, 2011b), the May 2012 SVE System Construction Completion Report (URS, 2012), and the February 2013 SVE System Construction Completion Report Addendum (URS, 2013), URS designed and constructed a SVE system along the WFL and within the Roxana Public Works Yard.

The SVE system consists of 45 SVE wells, 30 of which are located along the WFL, nine are located in the Village along East 4th Street west of Chaffer Avenue, and six are located in the Roxana Public Works Yard. The SVE wells are connected via 4-inch piping to vapor/liquid separators (VLS) and a rotary lobe positive displacement blower housed within a customized intermodal freight container ("conex"). Piping from the SVE wells feeds into the conex, where vapor moves through the VLS, before traveling through the blower and a baffle connected to a Regenerative Thermal Oxidizer (RTO). A system fan located on the RTO side of the baffle pushes the vapor into the RTO and adds fresh air to dilute the vapor stream as necessary.

During 3Q13, URS designed an extension to the northernmost extent of the WFL portion of the SVE system. Five additional SVE wells (SVE wells 37 through 41) and six additional VMPs (VMPs 56 through 61) were installed in August 2013 for extension of the red header line, which was completed in October 2013. All newly installed SVE wells were open and on-

line by November 2013. Details associated with this system extension were documented in the SVE System Construction Completion Report Addendum No. 2, dated January 2014 (URS, 2014). During 3Q14 and 4Q14, AECOM designed and constructed an extension to the WFL portion of the SVE system on Shell-owned properties adjacent to 4th Street and Chaffer Avenue in Roxana, IL. Six additional SVE wells (SVE wells 42 through 47) were brought on-line in November 2014.

The IEPA issued a letter on May 28, 2015 (IEPA, 2015) approving the corrective action modification requests of August 16, 2013, which included activities to study potential enhancement of the existing SVE system near the corner of 4th Street and Chaffer Avenue. The IEPA 2015 letter also approved the March 4, 2015 SVE System Construction Completion Report Addendum No. 3 (URS, 2015).

## SEE System

On January 31, 2022, AECOM, on behalf of Shell, submitted the *Public Works Yard Steam Enhanced Extraction Workplan* for Roxana, Illinois (AECOM, 2022b). This workplan described the proposed steam enhanced extraction system for remediation of residual material in the saturated zone at the Roxana Public Works Yard. The IEPA issued a letter on August 22, 2022 (IEPA, 2022) approving steam enhanced extraction technology for use at the Public Works Yard. AECOM and Shell met with IEPA on September 21, 2022 to discuss the 8/22/2022 response letter and the steam enhanced extraction system.

On December 16, 2022, AECOM, on behalf of Shell, submitted the *Old Public Works Yard Steam Enhanced Extraction Final Design Report & Construction Work Plan* (FDRCWP)(AECOM, 2022c). The FDRCWP contained responses to the IEPA's 8/22/2022 letter, as well as items required in Phase II of the IEPA Corrective Measures Program. A letter was issued by the IEPA on May 5, 2023, approving the FDRCWP with monitoring and reporting conditions (IEPA, 2023b). On August 3, 2023, AECOM, on behalf of Shell, submitted a response to the 5/5/2023 IEPA letter (AECOM, 2023a). On September 22, 2023, AECOM on behalf of Shell, submitted the *Former Public Works Yard Steam Enhanced Extraction – Additional Information to Final Design Report and Construction Work Plan (Area C)*(AECOM, 2023b) as a supplement to the FDRCWP. The 9/22/2023 submittal included information on an additional treatment area added to the steam enhanced extraction system, along with other information requested by IEPA. On November 29, 2023, AECOM on behalf of Shell, submitted the *Former Public Works Yard Steam Enhanced Extraction – Additional Information to Final Design Report and Construction Work Plan (SEE System Startup Plan)*(AECOM, 2023c) as a supplement to the FDRCWP. The 11/29/2023 submittal described the anticipated startup schedule of the SEE System.

On January 26, 2024 the IEPA issued a letter that conditionally approved the AECOM FPWY SEE-related submittals dated 8/3/2023, 9/22/2023 and 11/29/2023 (IEPA, 2024a). On February 23, 2024 AECOM, on behalf of Shell, submitted a *Former Public Works Yard Steam Enhanced Extraction - Response to 1/26/2024 IEPA Letter* (AECOM, 2024a). On March 4, 2024 AECOM, on behalf of Shell, submitted a *Former Public Works Yard Steam Enhanced Extraction – Pre-SEE Additional Sampling Results* that included sample results that were required by IEPA to be provided prior to SEE startup (AECOM, 2024b). On April 22, 2024 the IEPA issued a letter that conditionally approved the AECOM FPWY SEE-related submittals dated 2/23/2024 and 3/4/2024 (IEPA, 2024b). On December 13, 2024, AECOM on behalf of Shell, submitted the Former Public Works Yard SEE System 2024-2025 Winter Operations Plan (AECOM, 2024c). On December 17, 2024, AECOM on behalf of Shell submitted the Former Public Works Yard SEE System Construction Completion Report (AECOM, 2024d). On February 18, 2025, the IEPA issued a letter that conditionally approved the AECOM FPWY SEE 2024-2025 Winter Operations Plan (IEPA, 2025). On November 11, 2025 AECOM on behalf of Shell submitted the FPWY SEE – System Shutdown Advanced Notification, in which it was demonstrated that IEPA-approved SEE shutdown criteria had been achieved, and the SEE system would be permanently shut down approximately two weeks from the date of the letter (AECOM, 2025b).

# Appendix B
# Benzene and Methane Charts

# VMP-1

Note: Open circles are non-detect results shown at ½ the reporting limit (PQL). Maximum result from parent/duplicate pair shown.
Gap in plot line indicates sample not able to be collected due to site conditions, or that ports were not sampled on the same day of the quarterly event.

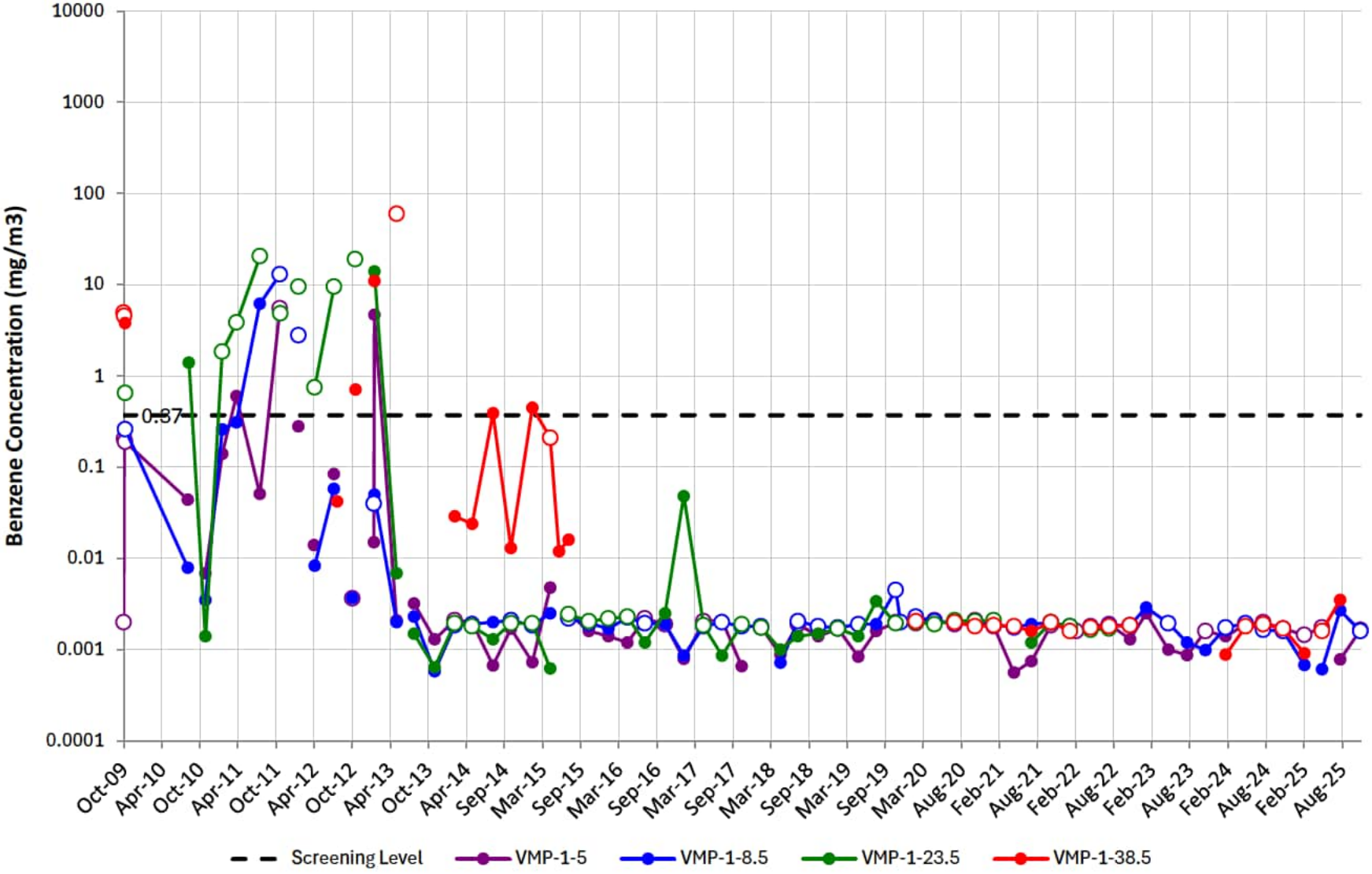

# VMP-2

Note: Open circles are non-detect results shown at ½ the reporting limit (PQL). Maximum result from parent/duplicate pair shown.
Gap in plot line indicates sample not able to be collected due to site conditions, or that ports were not sampled on the same day of the quarterly event.

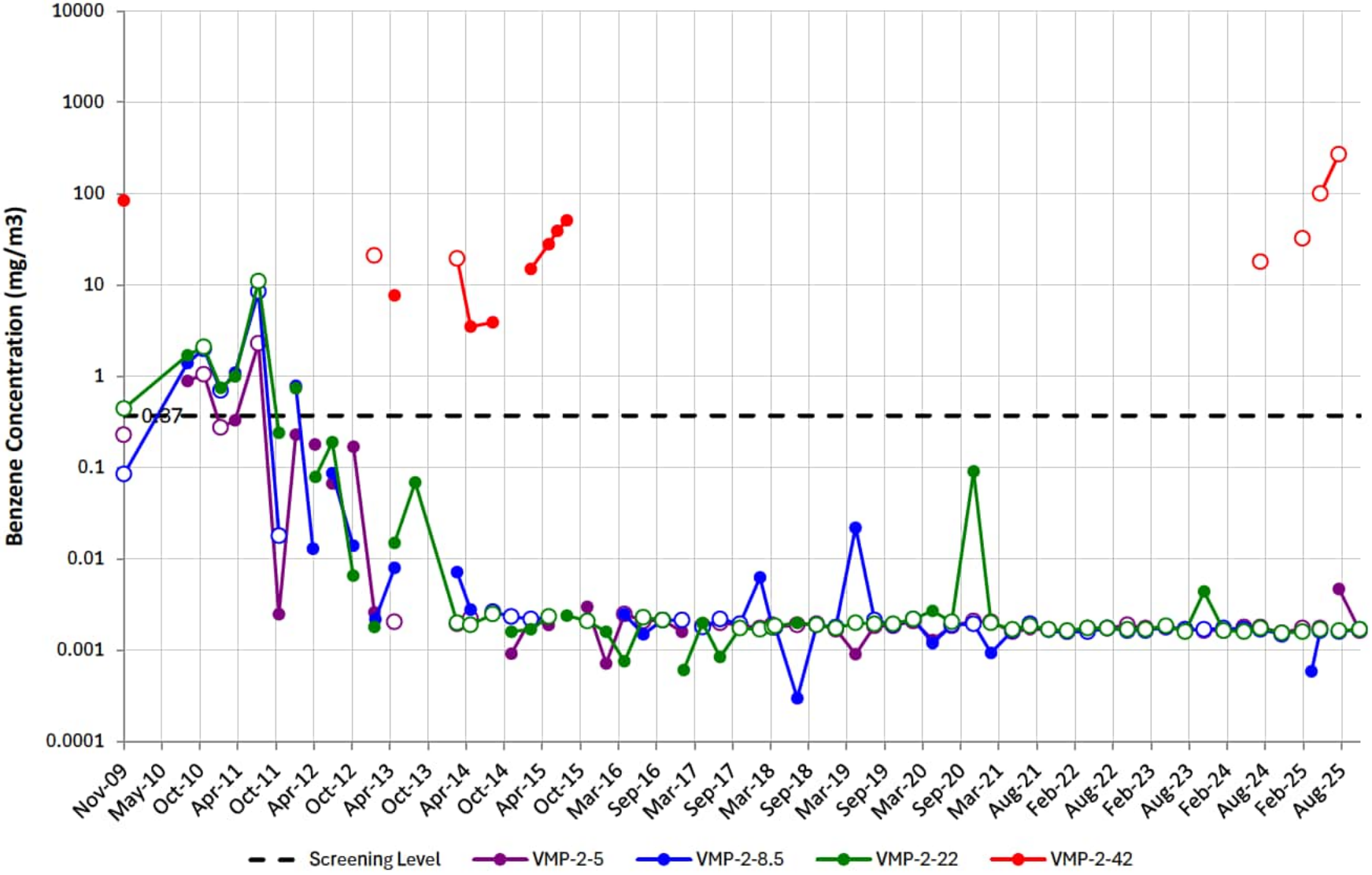

# VMP-3

Note: Open circles are non-detect results shown at ½ the reporting limit (PQL). Maximum result from parent/duplicate pair shown.
Gap in plot line indicates sample not able to be collected due to site conditions, or that ports were not sampled on the same day of the quarterly event.

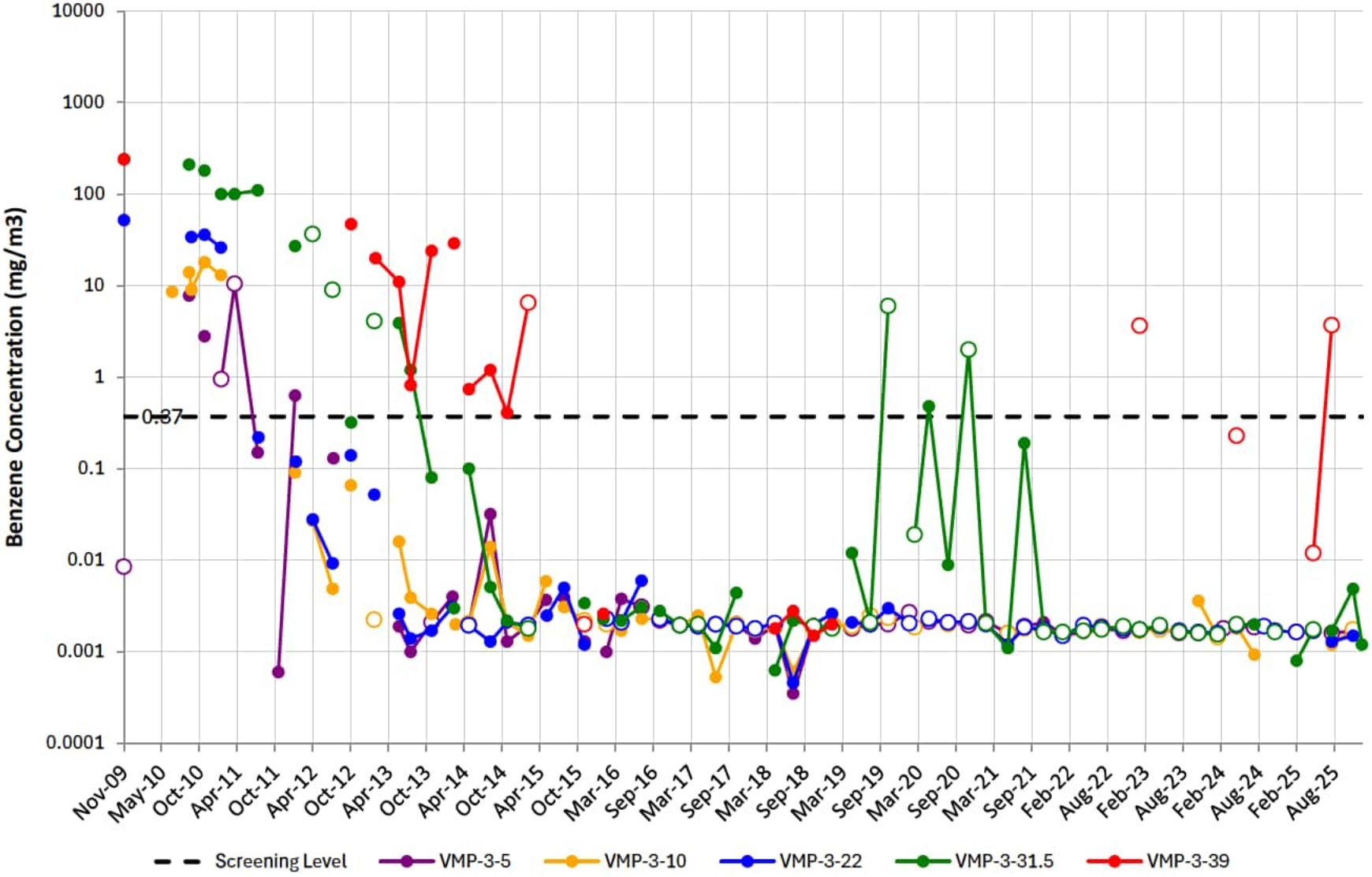

# VMP-4

Note: Open circles are non-detect results shown at ½ the reporting limit (PQL). Maximum result from parent/duplicate pair shown.
Gap in plot line indicates sample not able to be collected due to site conditions, or that ports were not sampled on the same day of the quarterly event.

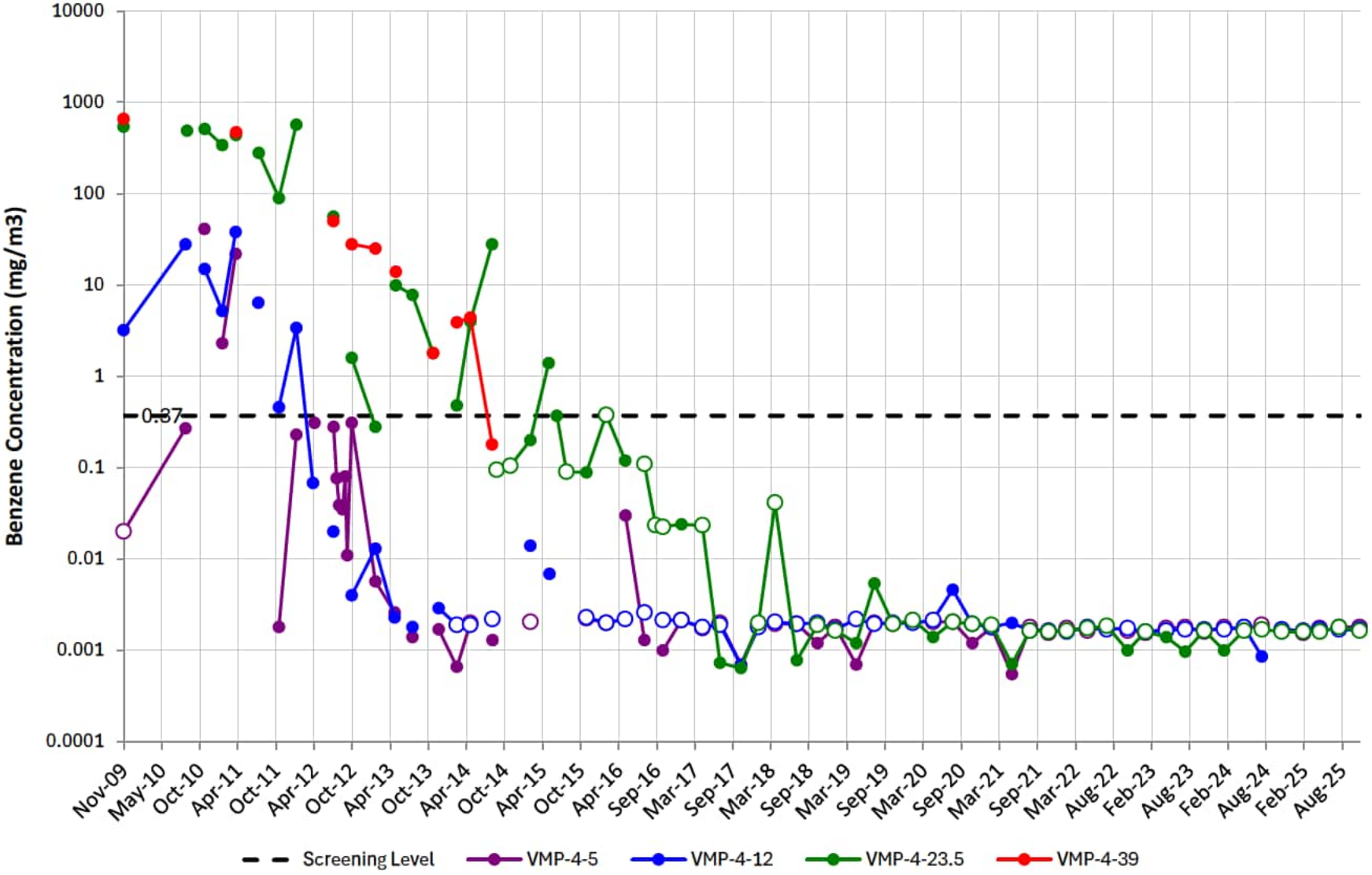

# VMP-5

Note: Open circles are non-detect results shown at ½ the reporting limit (PQL). Maximum result from parent/duplicate pair shown.
Gap in plot line indicates sample not able to be collected due to site conditions, or that ports were not sampled on the same day of the quarterly event.

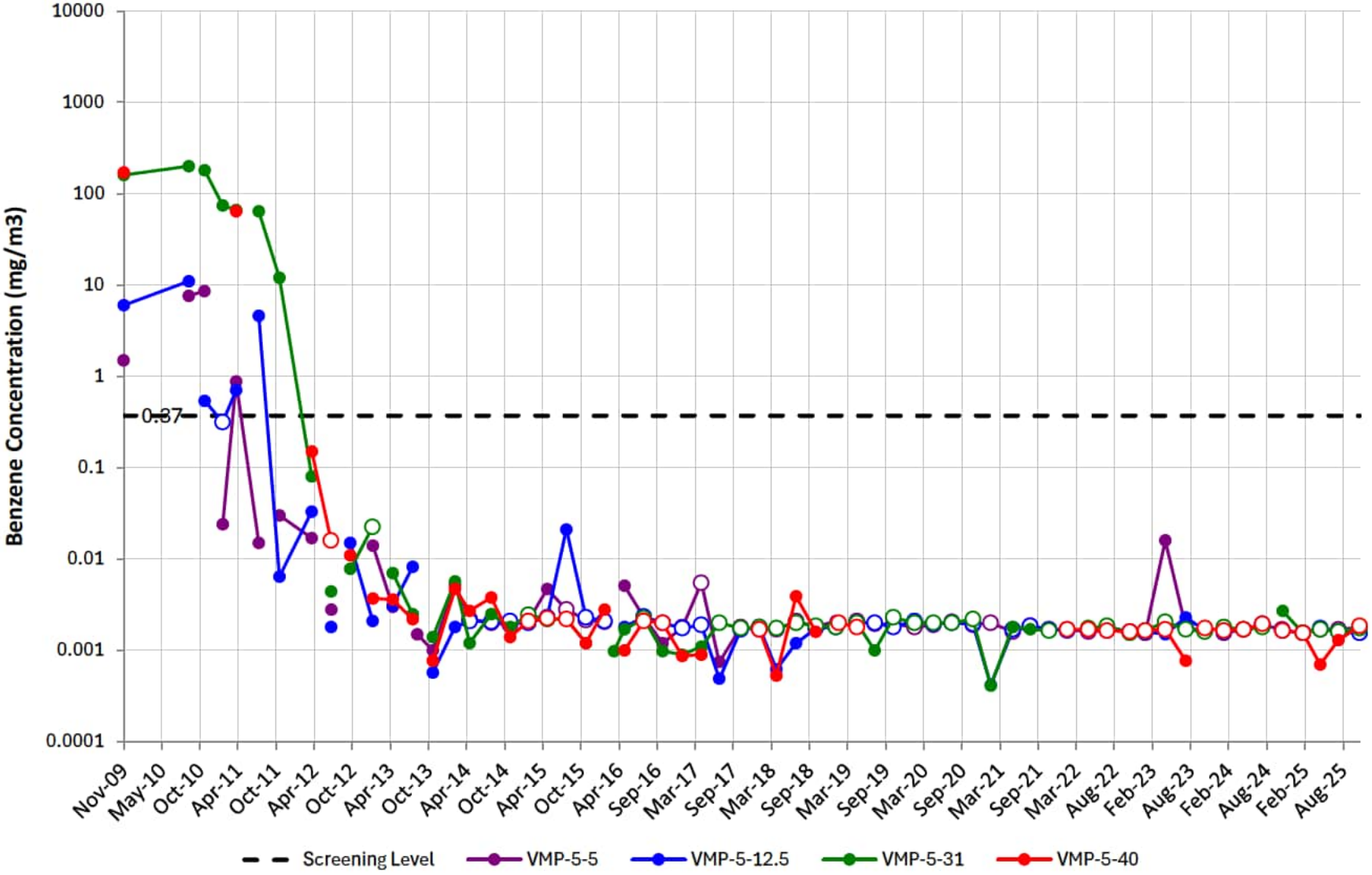

# VMP-6

Note: Open circles are non-detect results shown at ½ the reporting limit (PQL). Maximum result from parent/duplicate pair shown.
Gap in plot line indicates sample not able to be collected due to site conditions, or that ports were not sampled on the same day of the quarterly event.

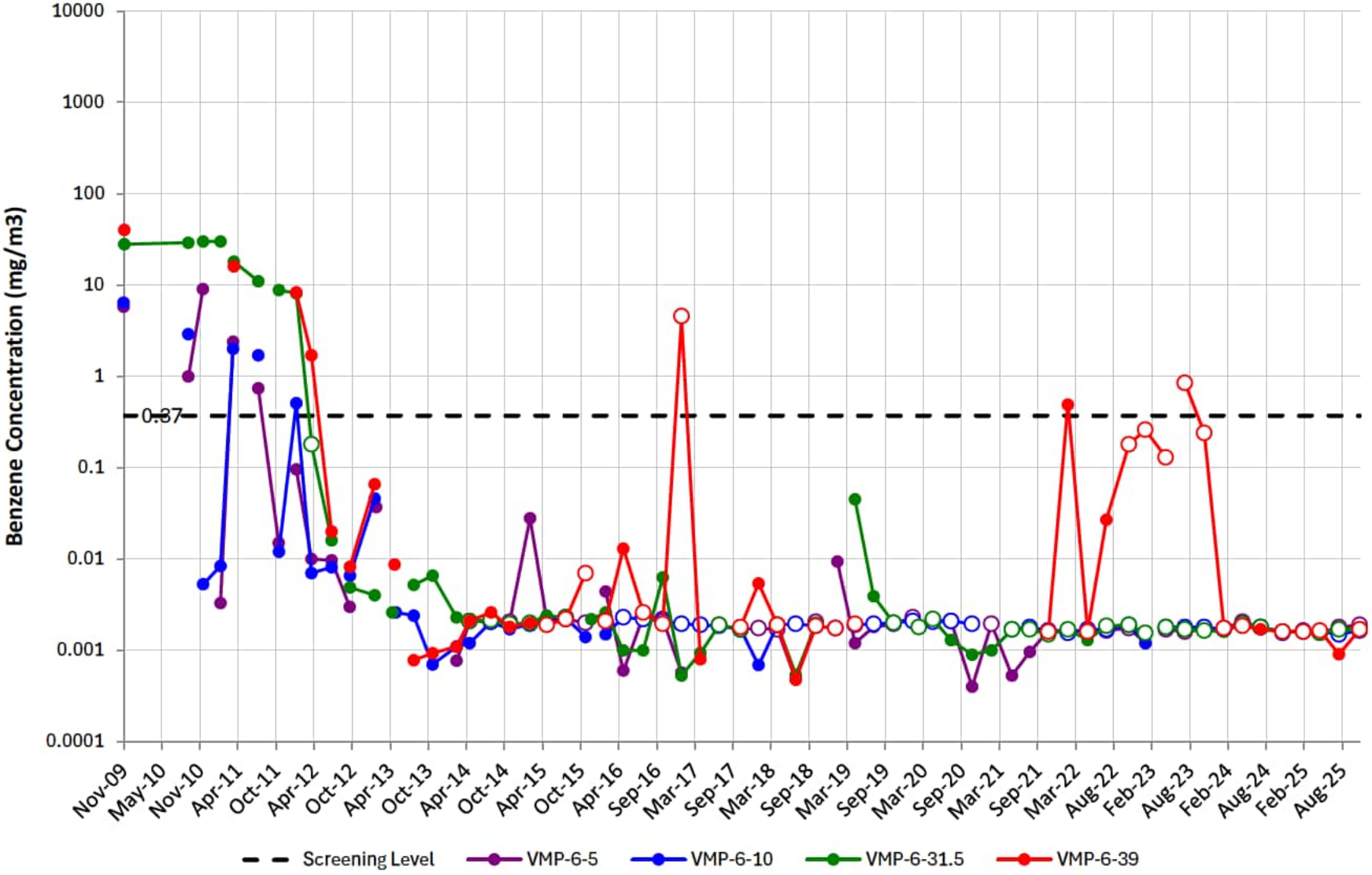

# VMP-7

Note: Open circles are non-detect results shown at ½ the reporting limit (PQL). Maximum result from parent/duplicate pair shown.
Gap in plot line indicates sample not able to be collected due to site conditions, or that ports were not sampled on the same day of the quarterly event.

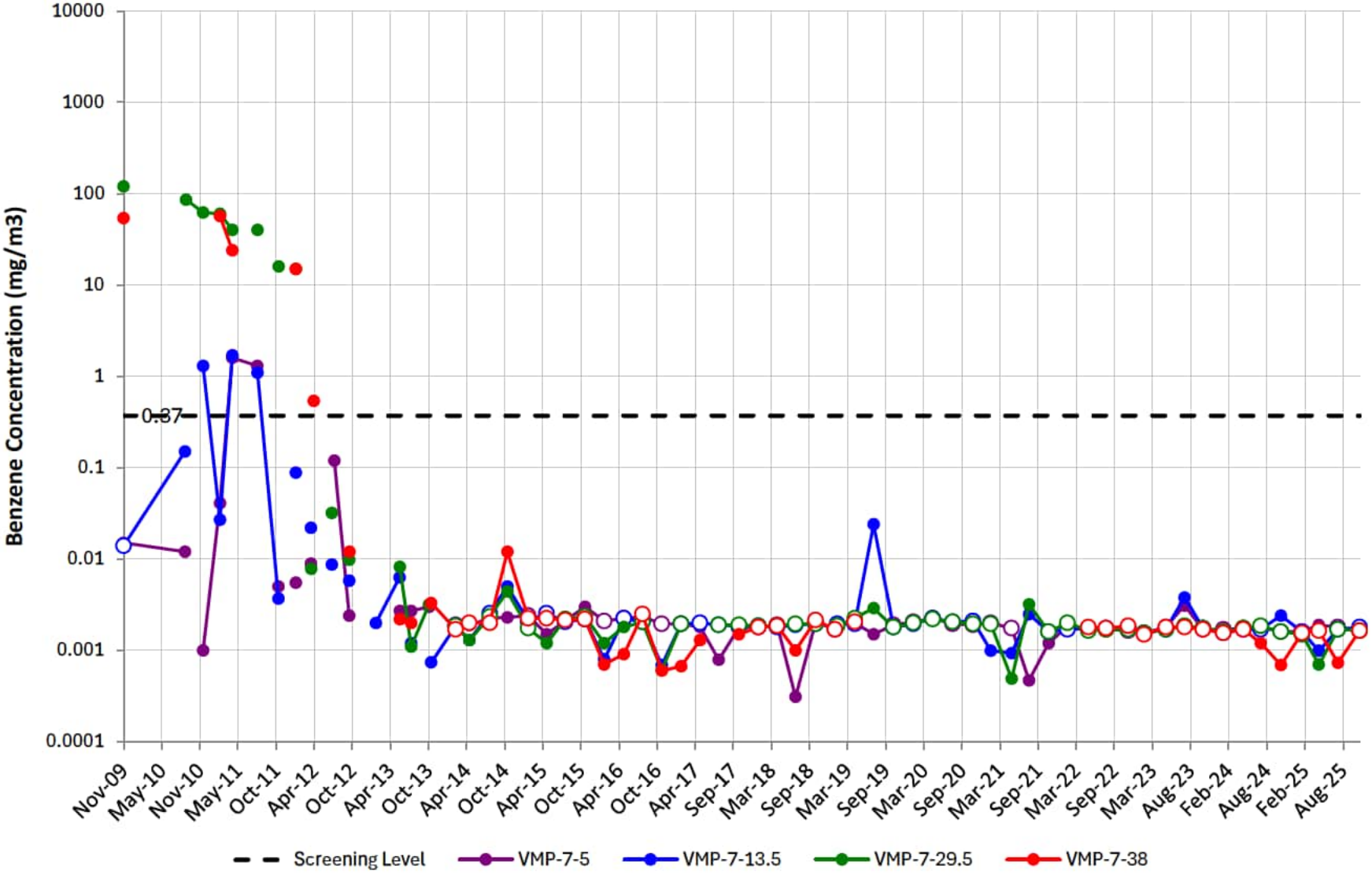

# VMP-8

Note: Open circles are non-detect results shown at ½ the reporting limit (PQL). Maximum result from parent/duplicate pair shown.
Gap in plot line indicates sample not able to be collected due to site conditions, or that ports were not sampled on the same day of the quarterly event.

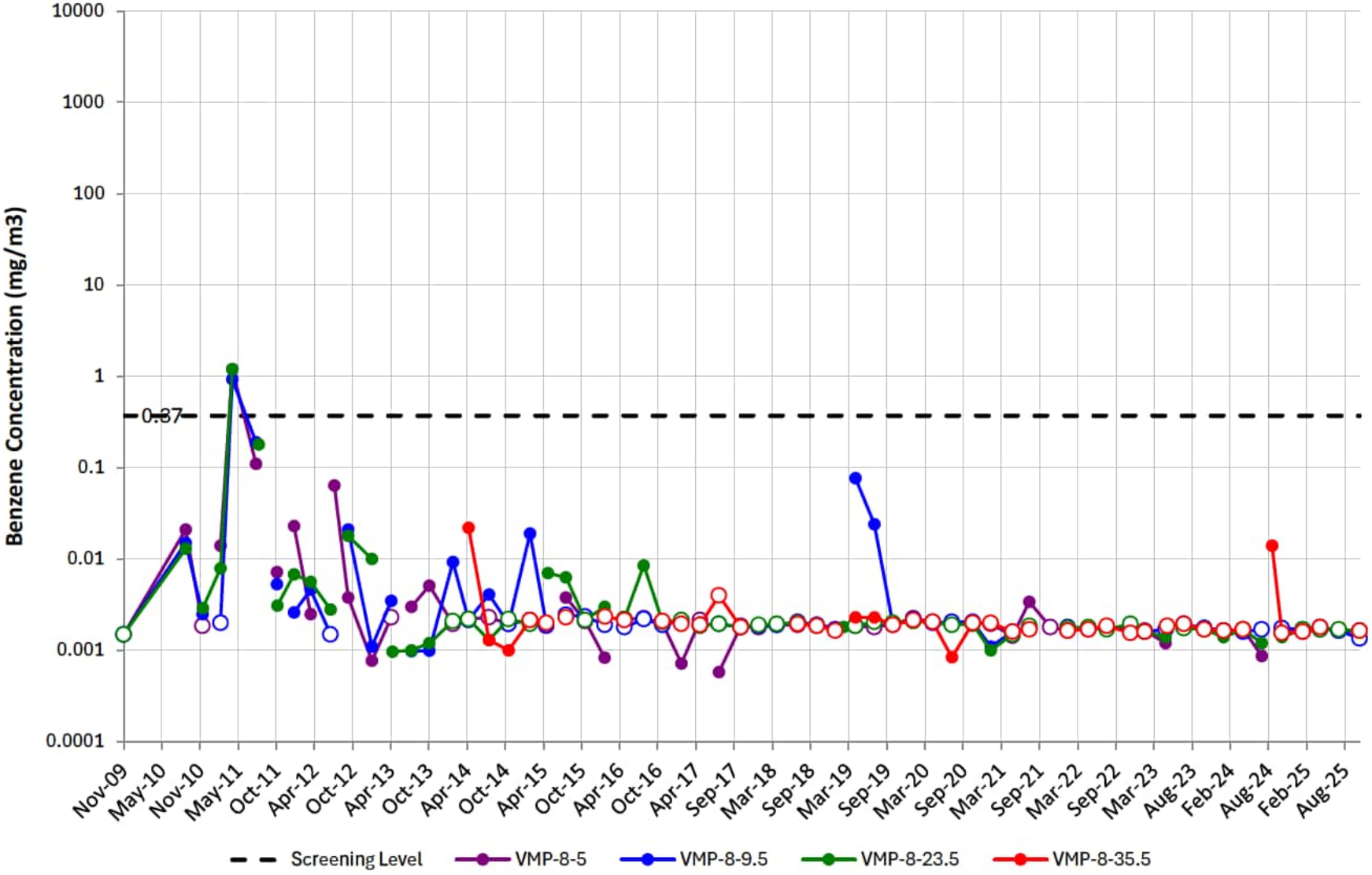

# VMP-9

Note: Open circles are non-detect results shown at ½ the reporting limit (PQL). Maximum result from parent/duplicate pair shown.
Gap in plot line indicates sample not able to be collected due to site conditions, or that ports were not sampled on the same day of the quarterly event.

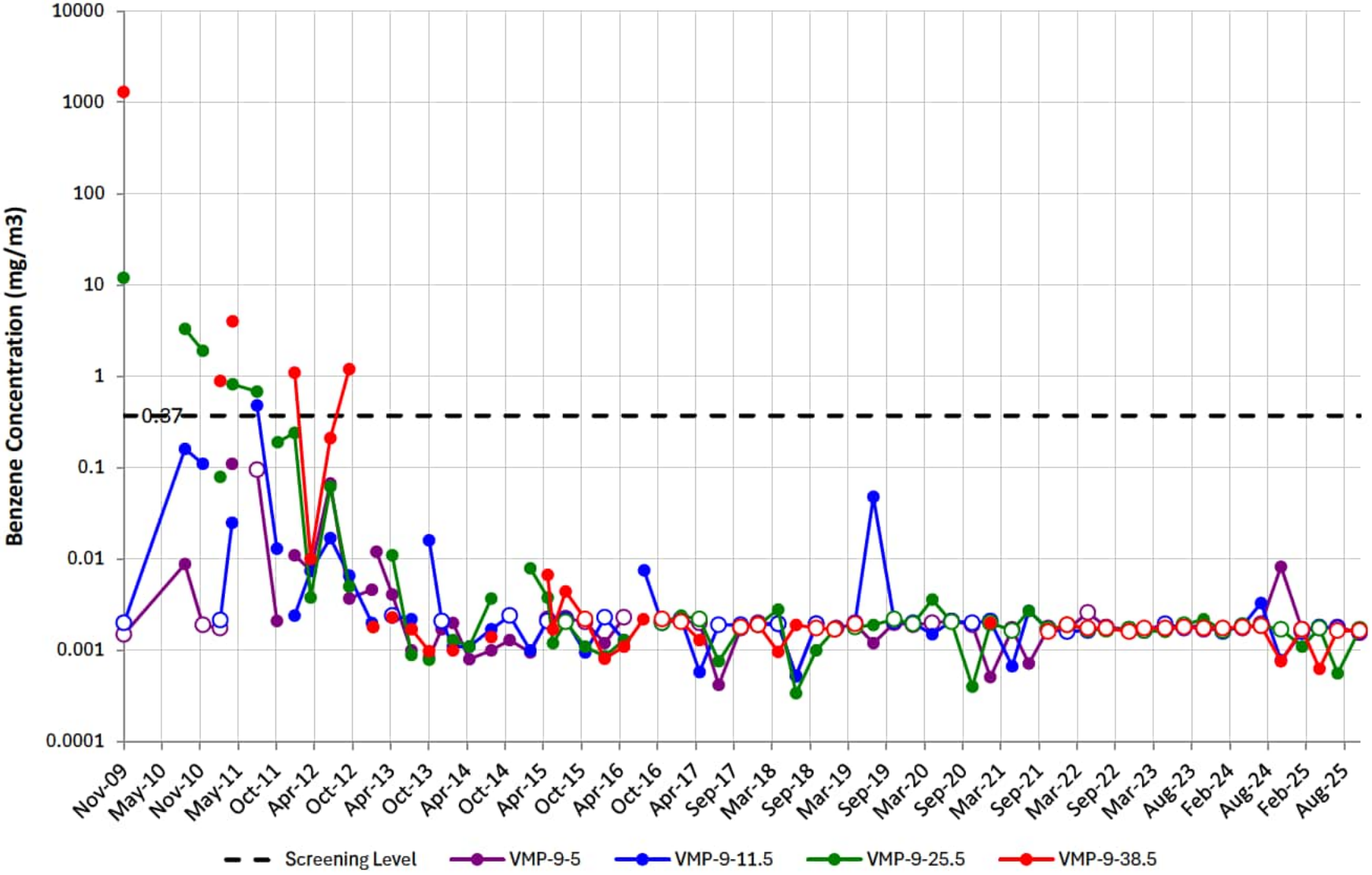

# VMP-10

Note: Open circles are non-detect results shown at ½ the reporting limit (PQL). Maximum result from parent/duplicate pair shown.
Gap in plot line indicates sample not able to be collected due to site conditions, or that ports were not sampled on the same day of the quarterly event.

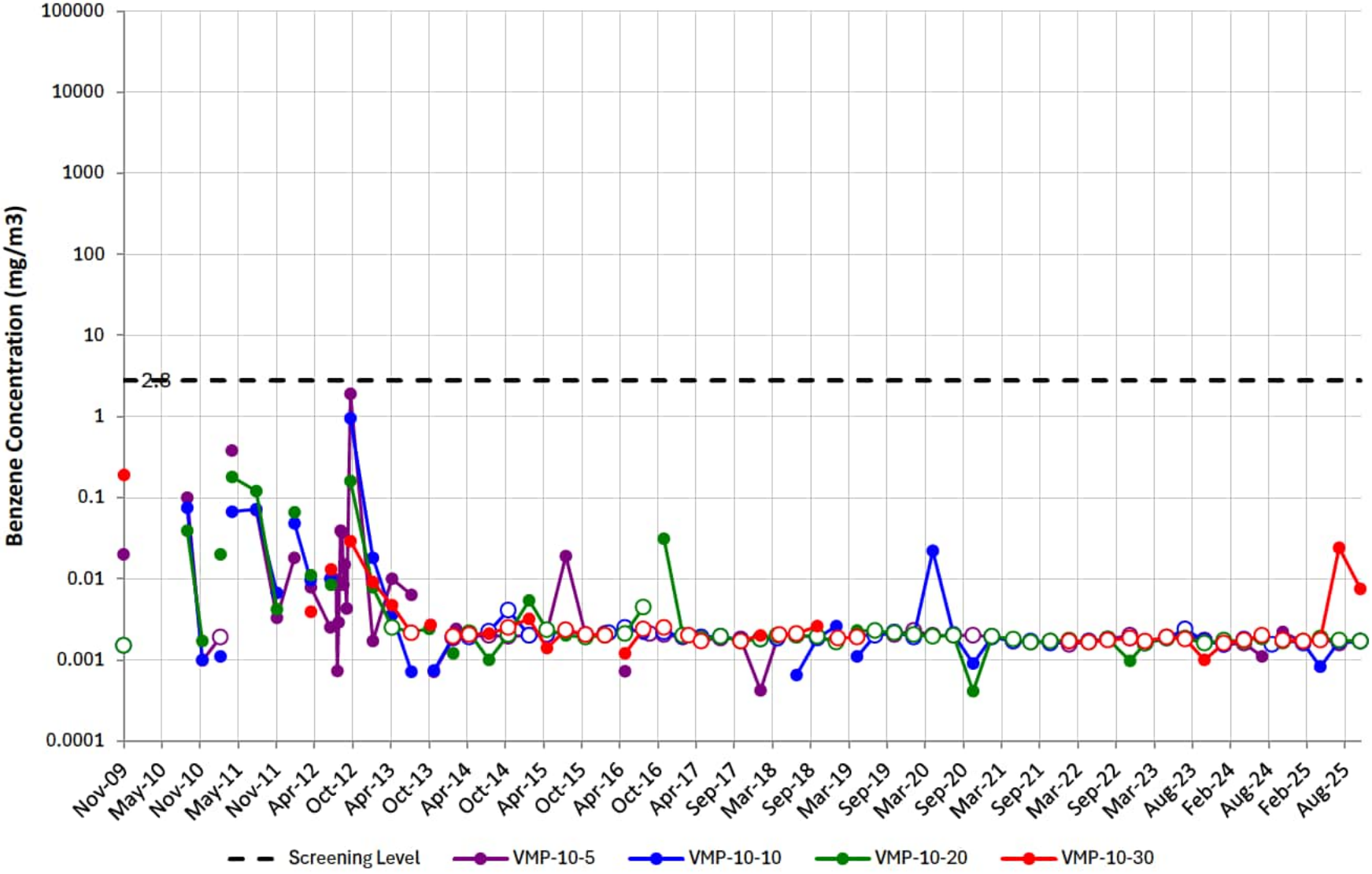

# VMP-11

Note: Open circles are non-detect results shown at ½ the reporting limit (PQL). Maximum result from parent/duplicate pair shown.
Gap in plot line indicates sample not able to be collected due to site conditions, or that ports were not sampled on the same day of the quarterly event.

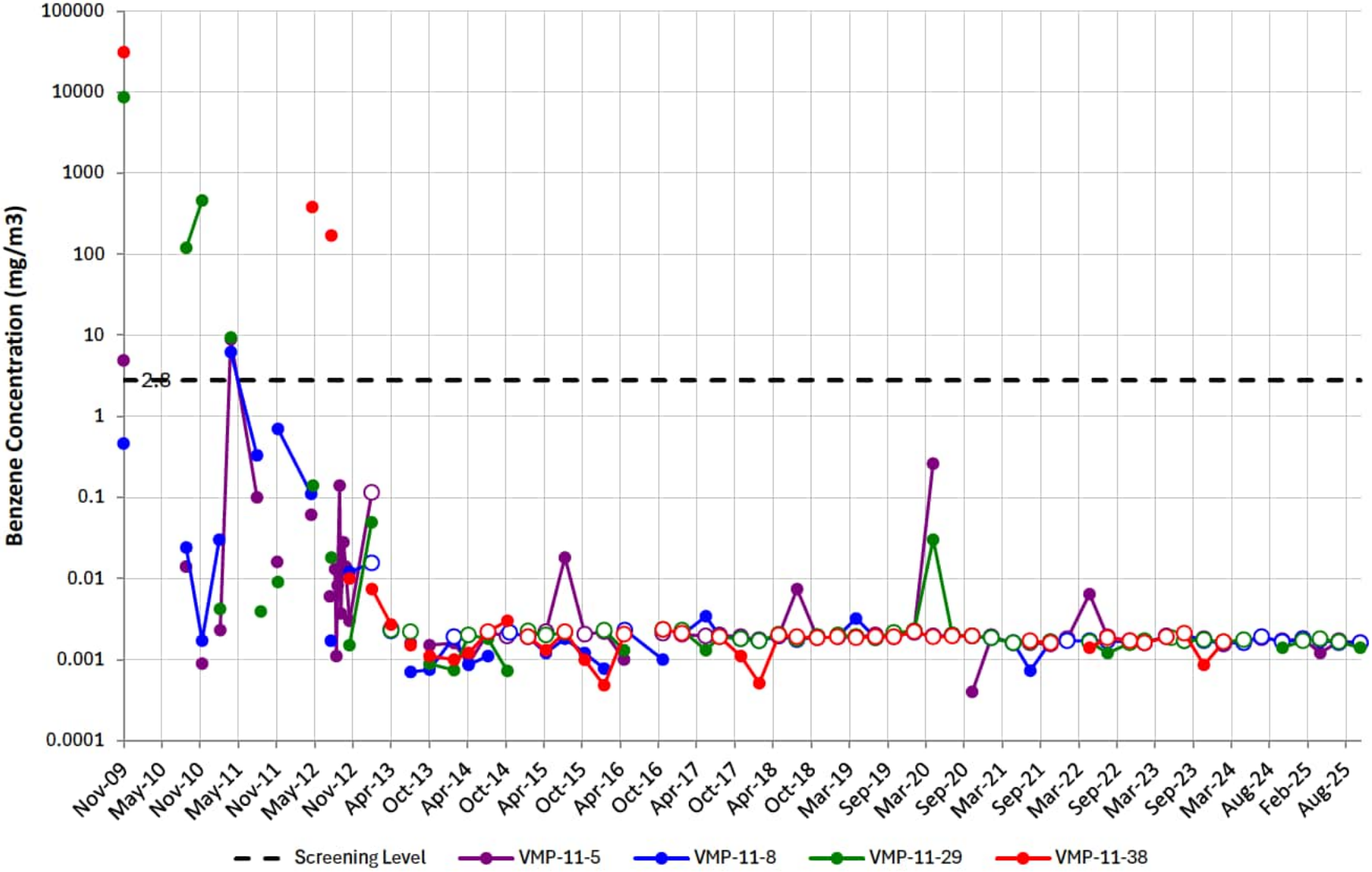

# VMP-12

Note: Open circles are non-detect results shown at ½ the reporting limit (PQL). Maximum result from parent/duplicate pair shown.
Gap in plot line indicates sample not able to be collected due to site conditions, or that ports were not sampled on the same day of the quarterly event.

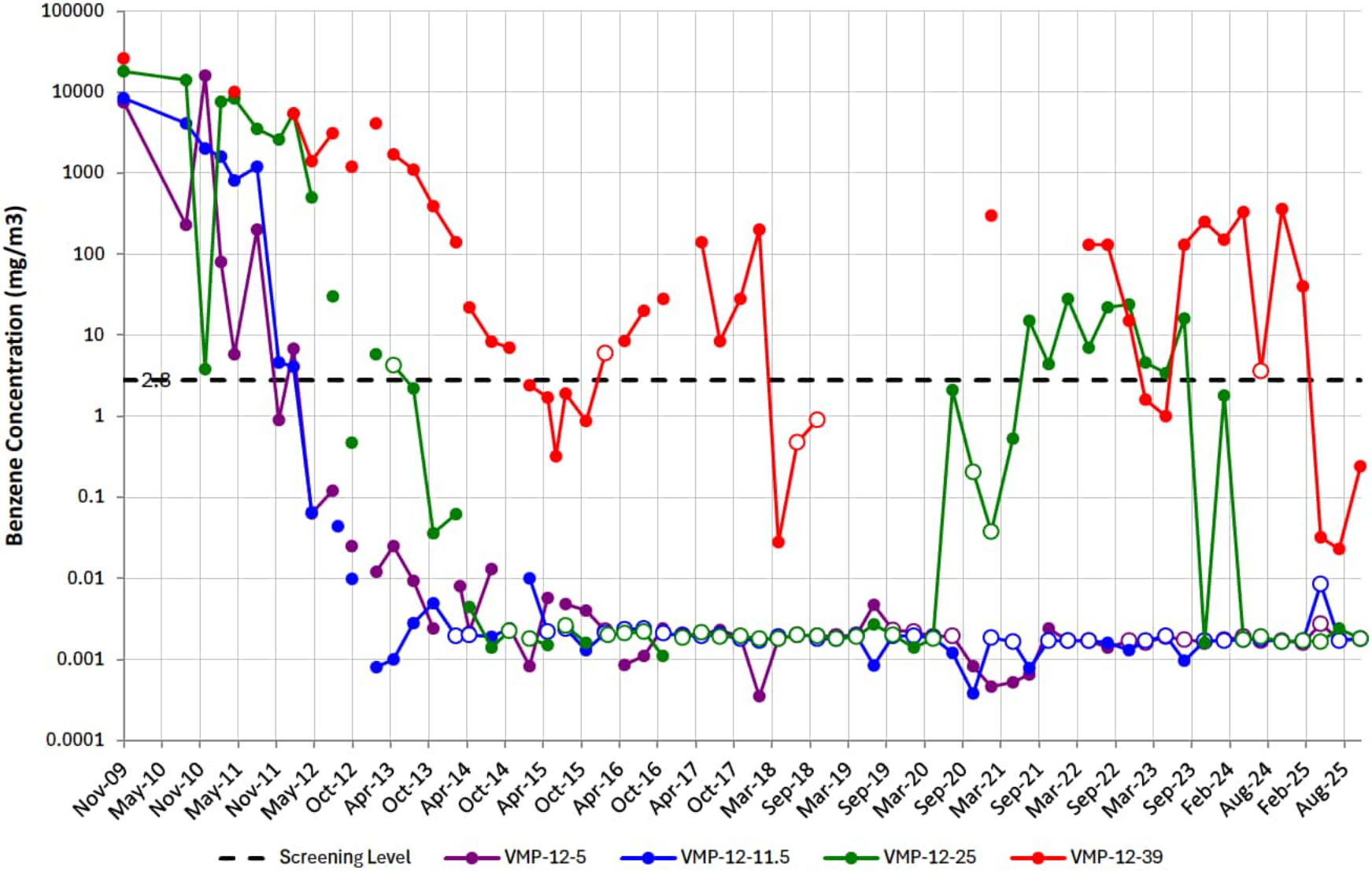

# VMP-13

Note: Open circles are non-detect results shown at ½ the reporting limit (PQL). Maximum result from parent/duplicate pair shown.
Gap in plot line indicates sample not able to be collected due to site conditions, or that ports were not sampled on the same day of the quarterly event.

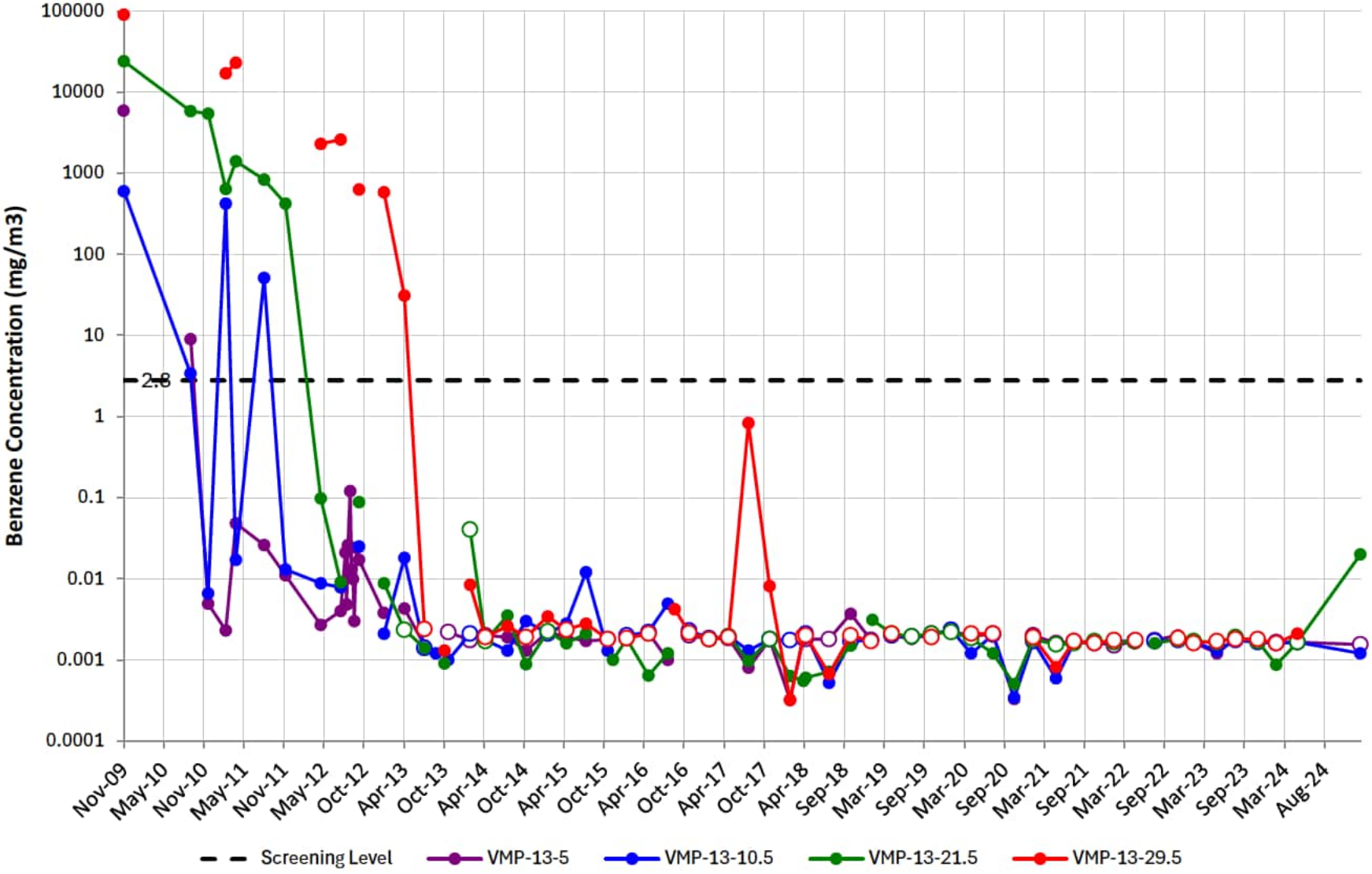

# VMP-14

Note: Open circles are non-detect results shown at ½ the reporting limit (PQL). Maximum result from parent/duplicate pair shown.
Gap in plot line indicates sample not able to be collected due to site conditions, or that ports were not sampled on the same day of the quarterly event.

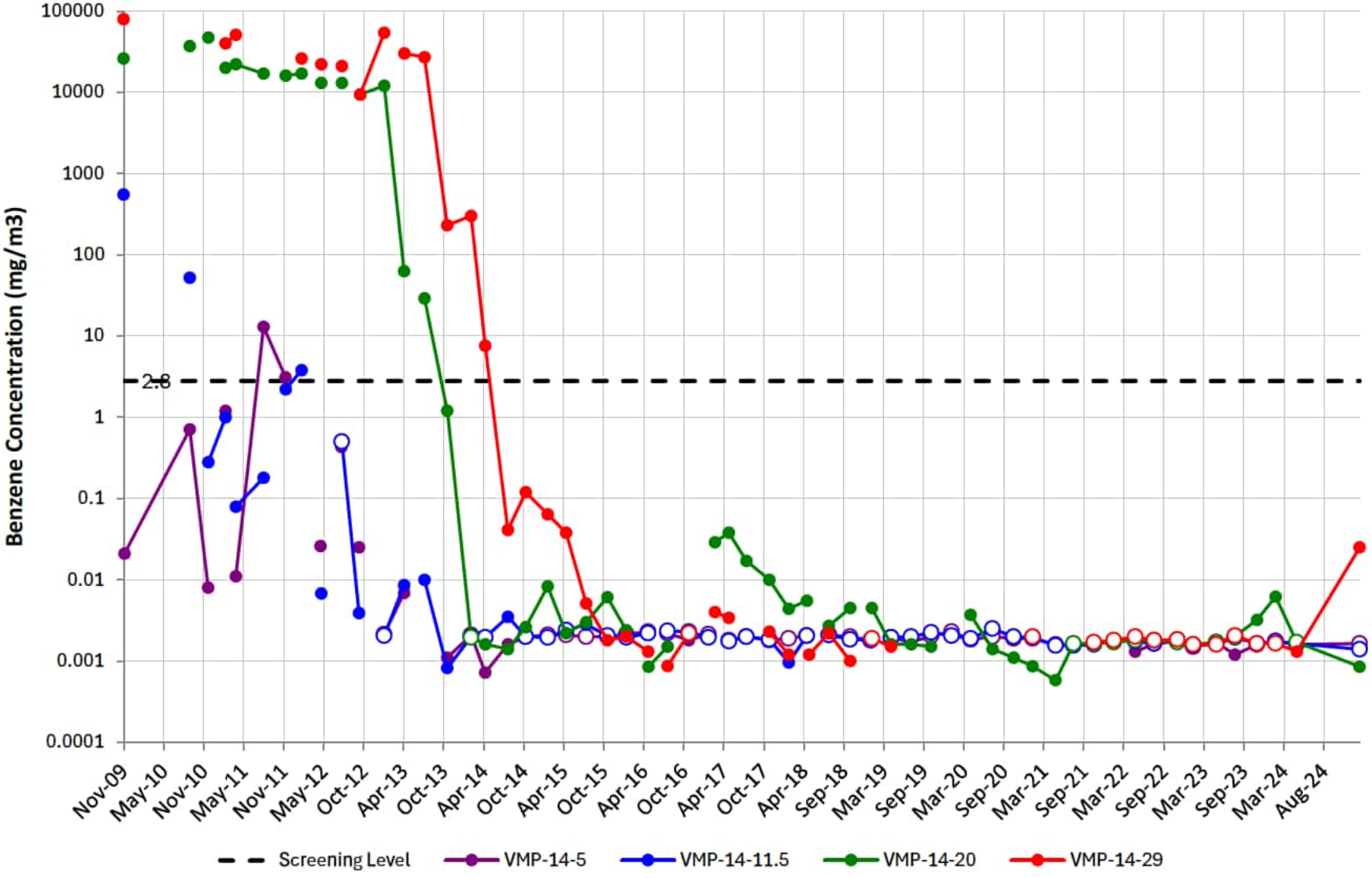

# VMP-15

Note: Open circles are non-detect results shown at ½ the reporting limit (PQL). Maximum result from parent/duplicate pair shown.
Gap in plot line indicates sample not able to be collected due to site conditions, or that ports were not sampled on the same day of the quarterly event.

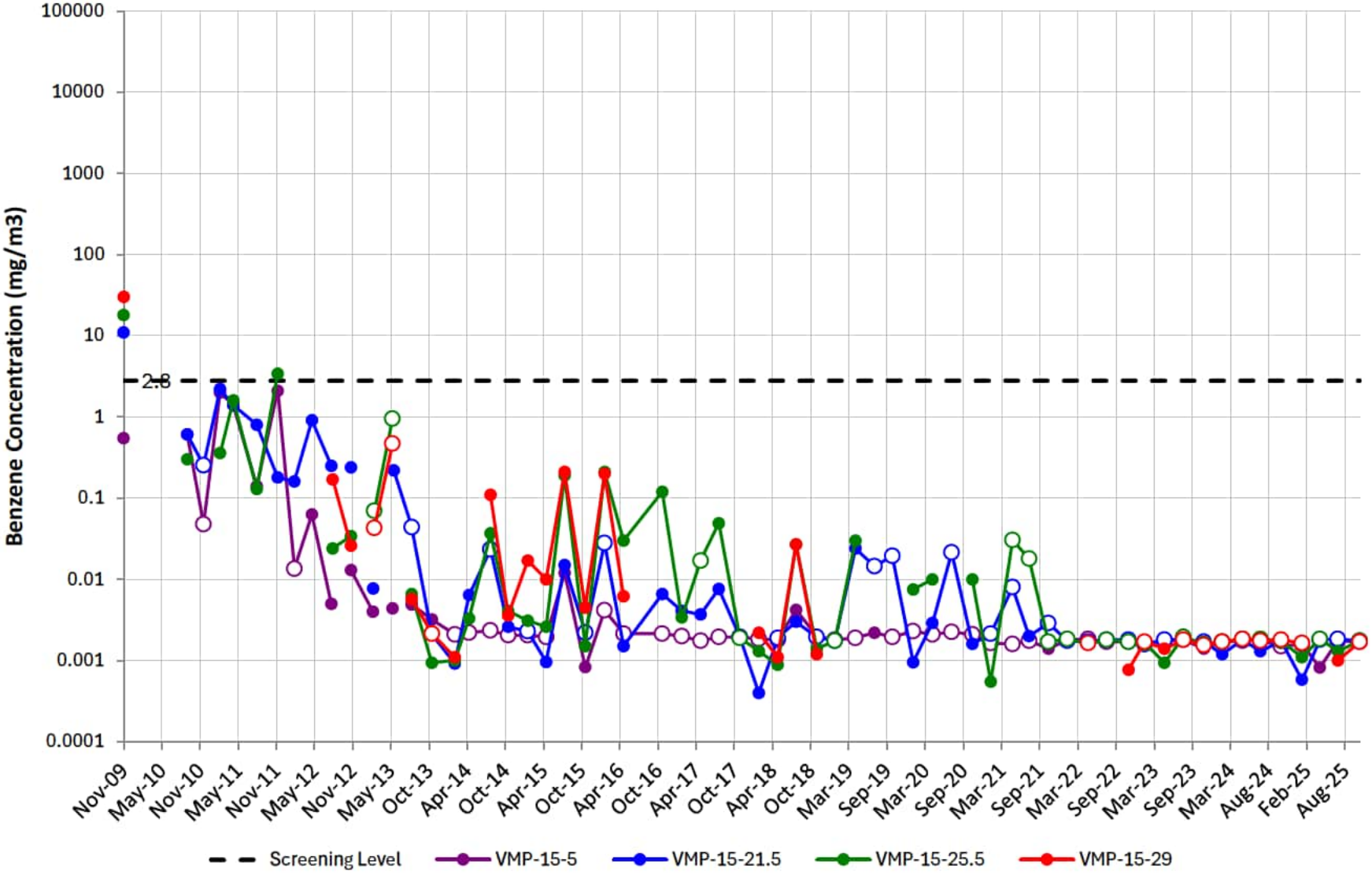

# VMP-16

Note: Open circles are non-detect results shown at ½ the reporting limit (PQL). Maximum result from parent/duplicate pair shown.
Gap in plot line indicates sample not able to be collected due to site conditions, or that ports were not sampled on the same day of the quarterly event.

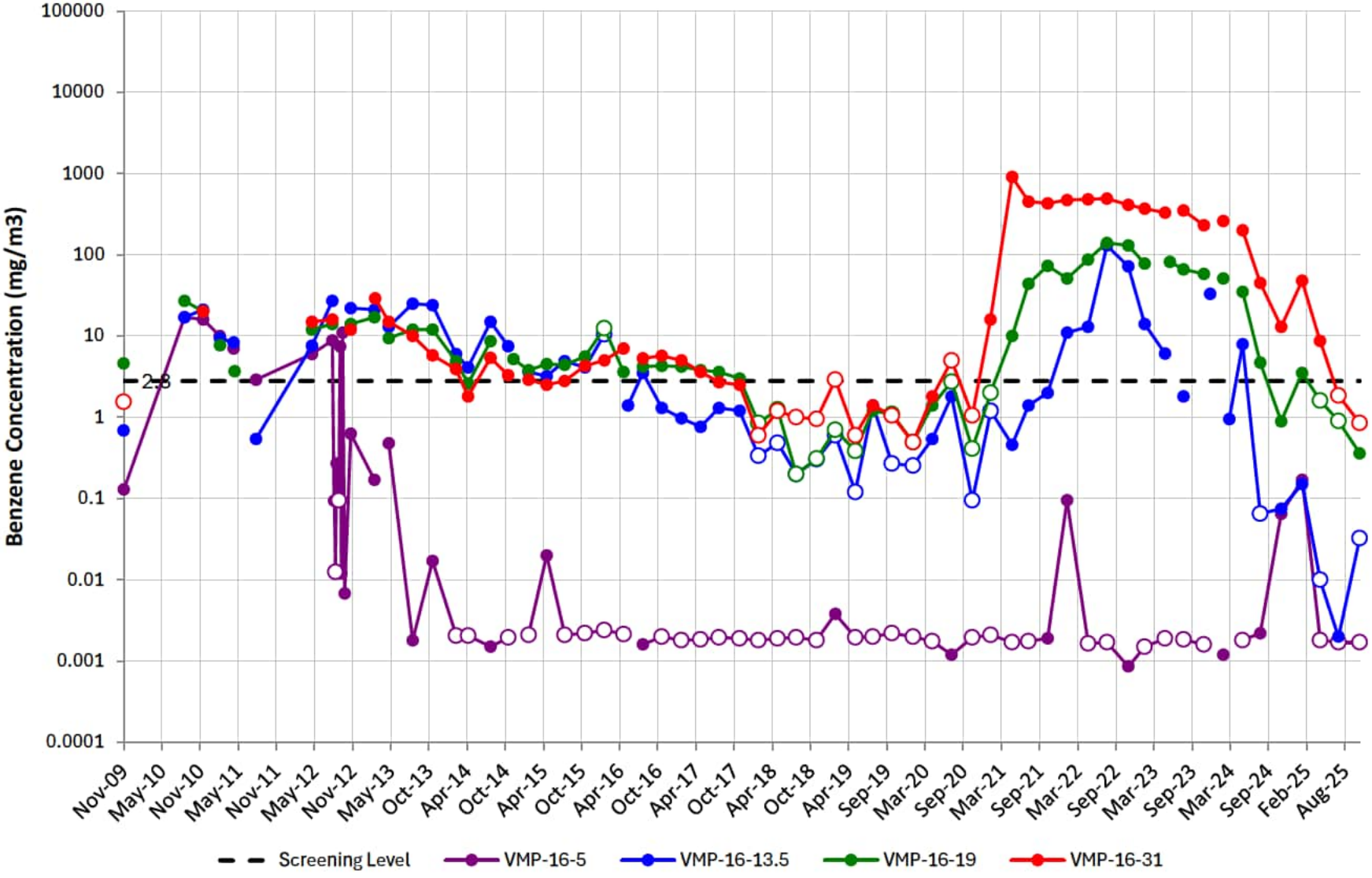

# VMP-17

Note: Open circles are non-detect results shown at ½ the reporting limit (PQL). Maximum result from parent/duplicate pair shown.
Gap in plot line indicates sample not able to be collected due to site conditions, or that ports were not sampled on the same day of the quarterly event.

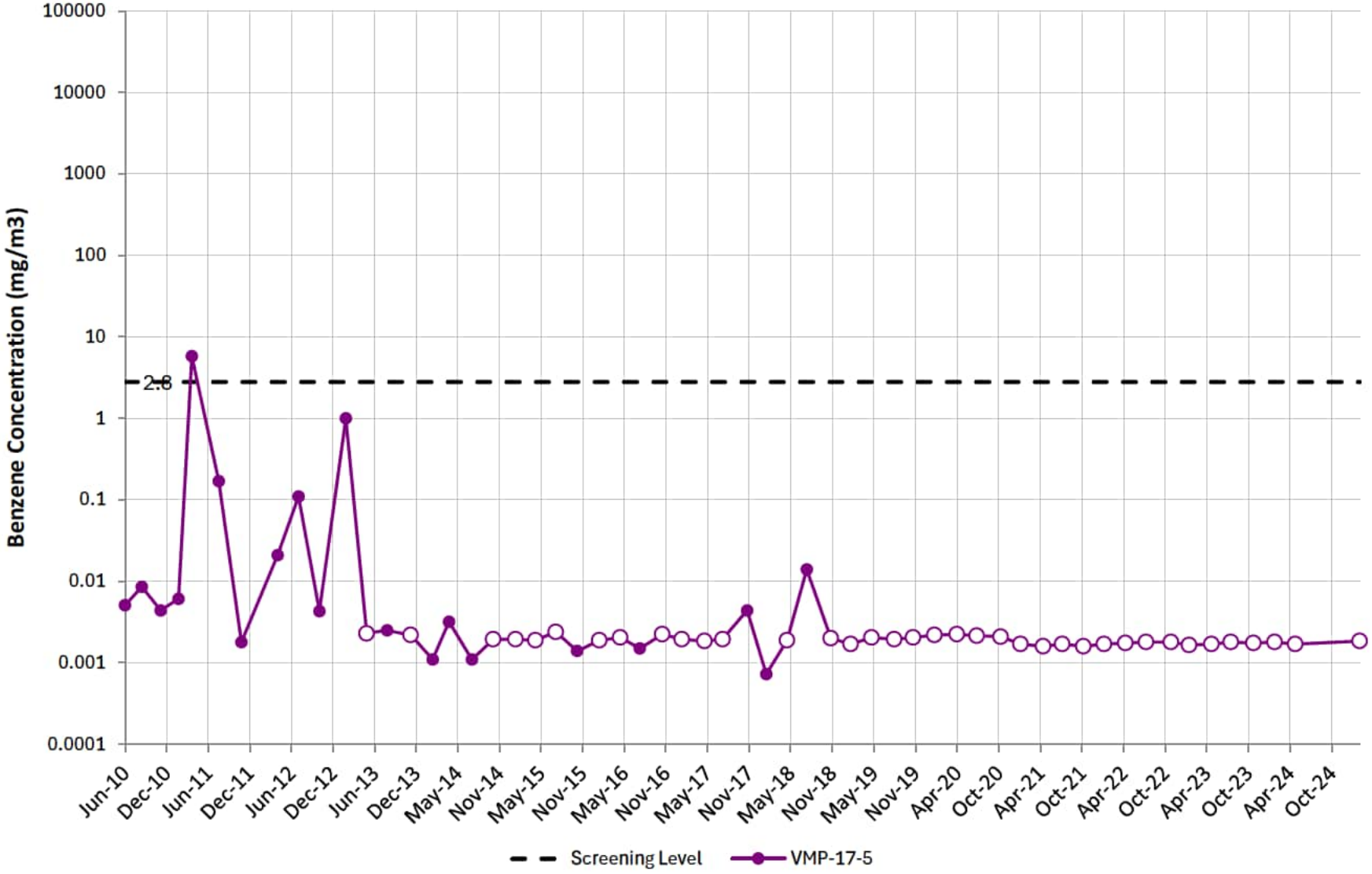

# VMP-18

Note: Open circles are non-detect results shown at ½ the reporting limit (PQL). Maximum result from parent/duplicate pair shown.
Gap in plot line indicates sample not able to be collected due to site conditions, or that ports were not sampled on the same day of the quarterly event.

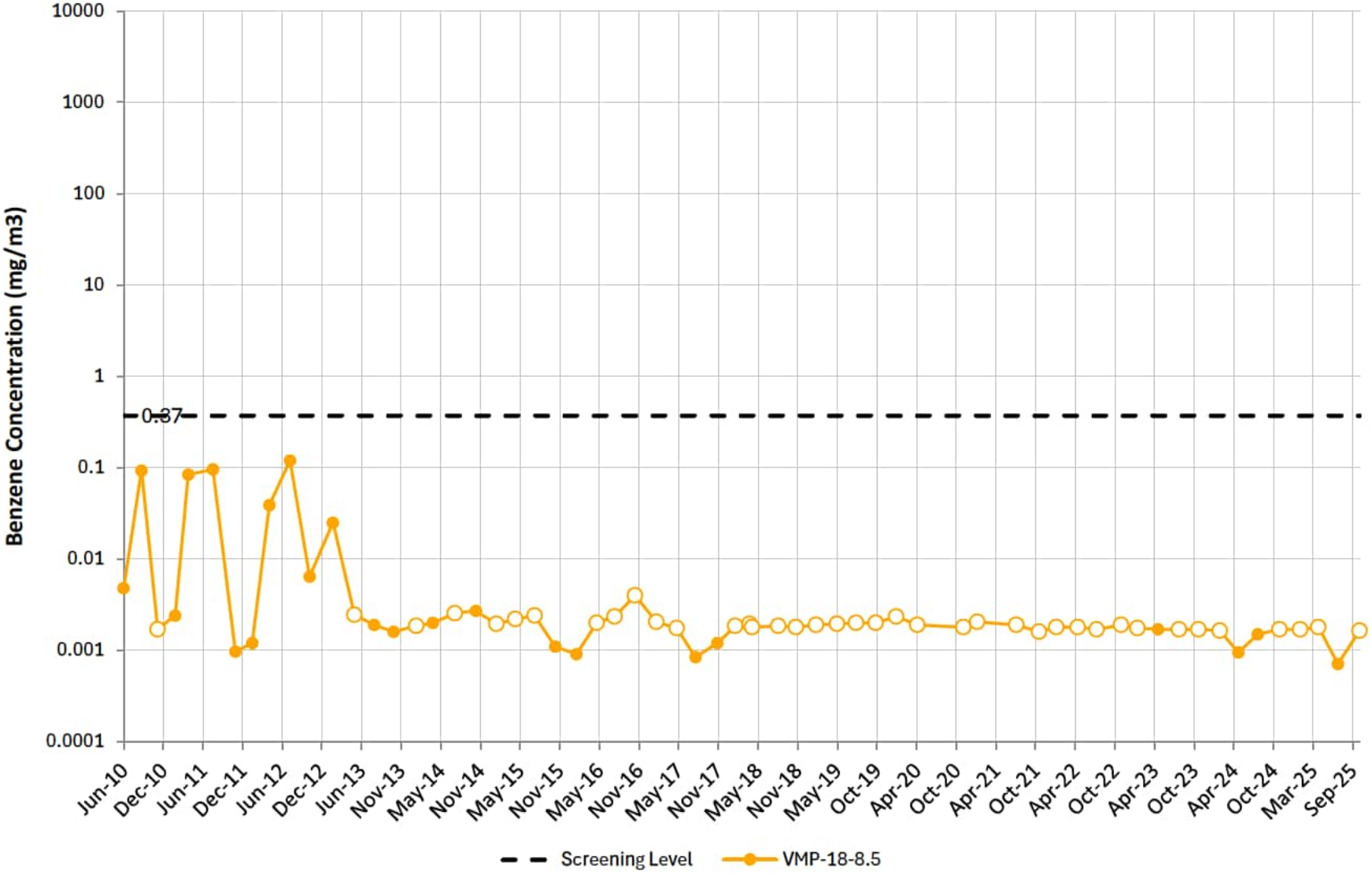

# VMP-19

Note: Open circles are non-detect results shown at ½ the reporting limit (PQL). Maximum result from parent/duplicate pair shown.
Gap in plot line indicates sample not able to be collected due to site conditions, or that ports were not sampled on the same day of the quarterly event.

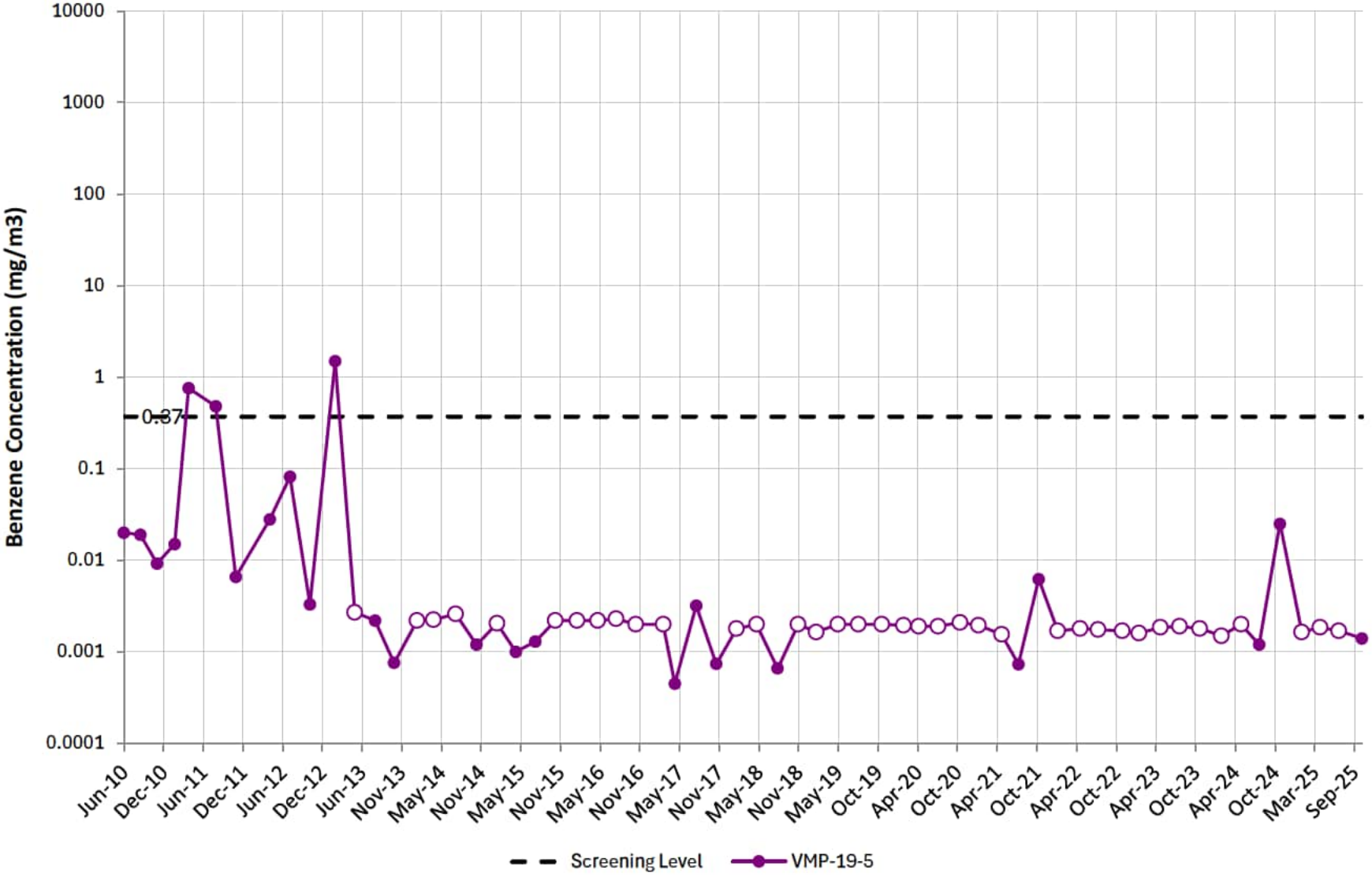

# VMP-20

Note: Open circles are non-detect results shown at ½ the reporting limit (PQL). Maximum result from parent/duplicate pair shown.
Gap in plot line indicates sample not able to be collected due to site conditions, or that ports were not sampled on the same day of the quarterly event.

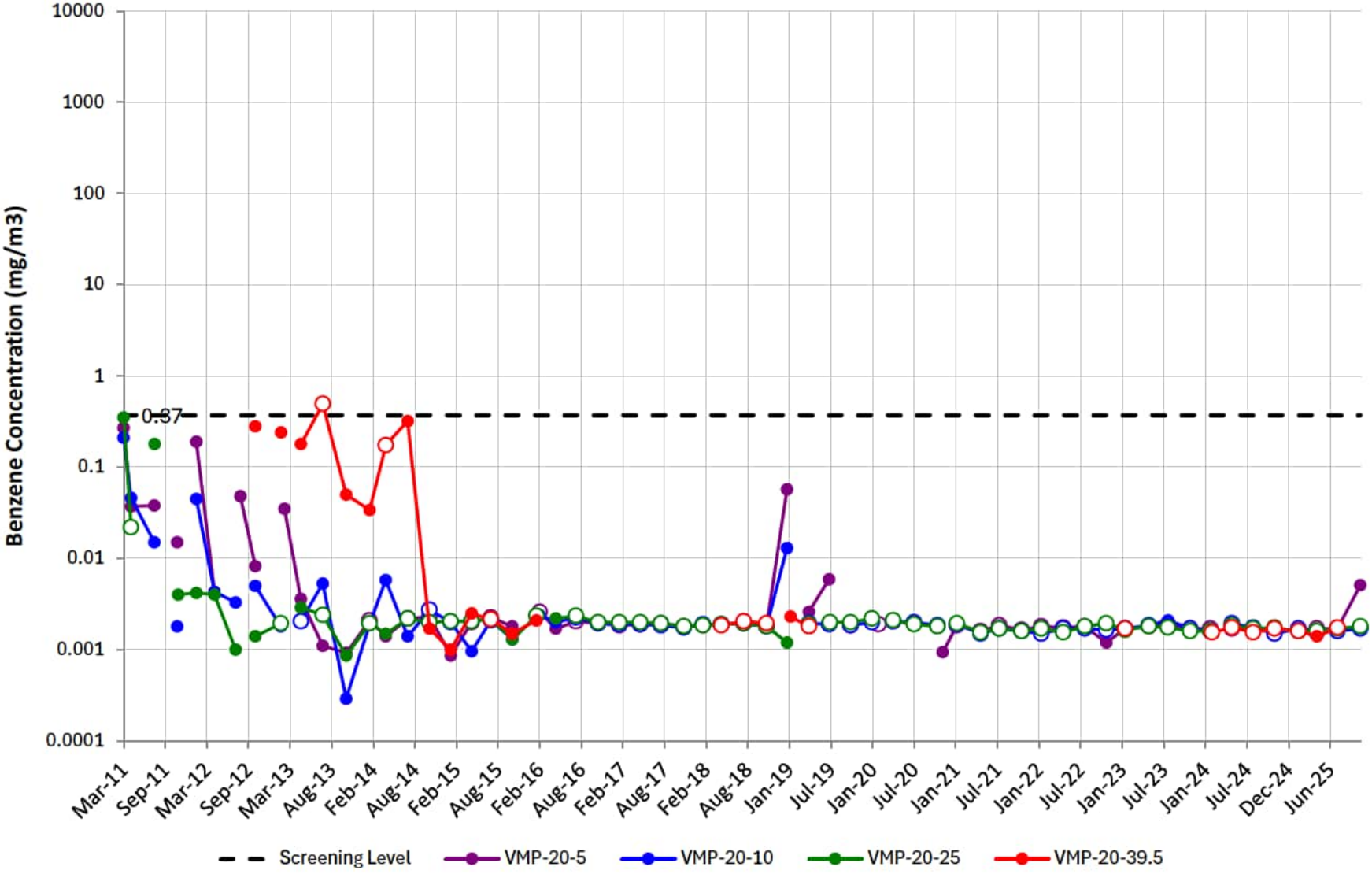

# VMP-21

Note: Open circles are non-detect results shown at ½ the reporting limit (PQL). Maximum result from parent/duplicate pair shown.
Gap in plot line indicates sample not able to be collected due to site conditions, or that ports were not sampled on the same day of the quarterly event.

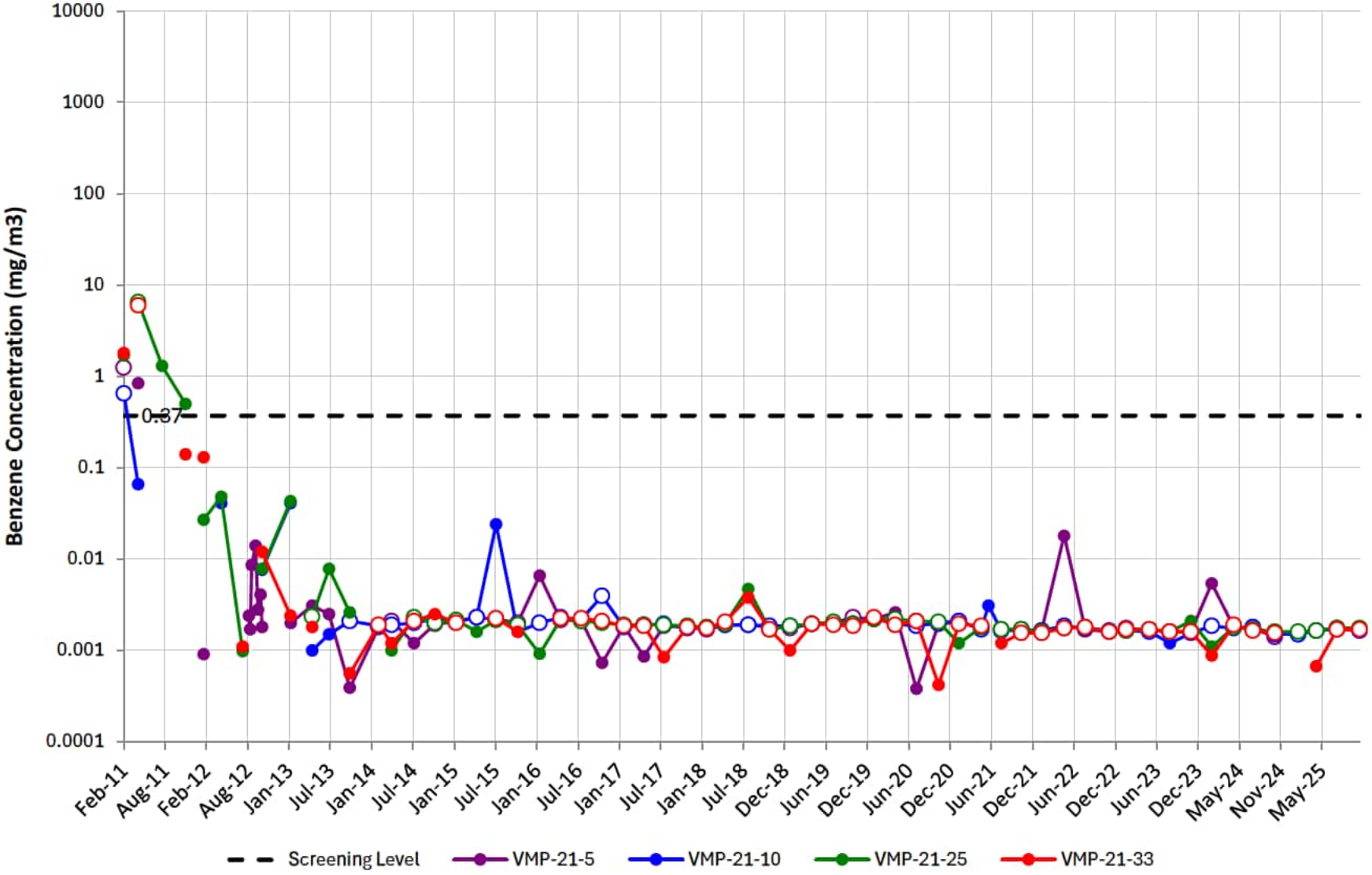

# VMP-22

Note: Open circles are non-detect results shown at ½ the reporting limit (PQL). Maximum result from parent/duplicate pair shown.
Gap in plot line indicates sample not able to be collected due to site conditions, or that ports were not sampled on the same day of the quarterly event.

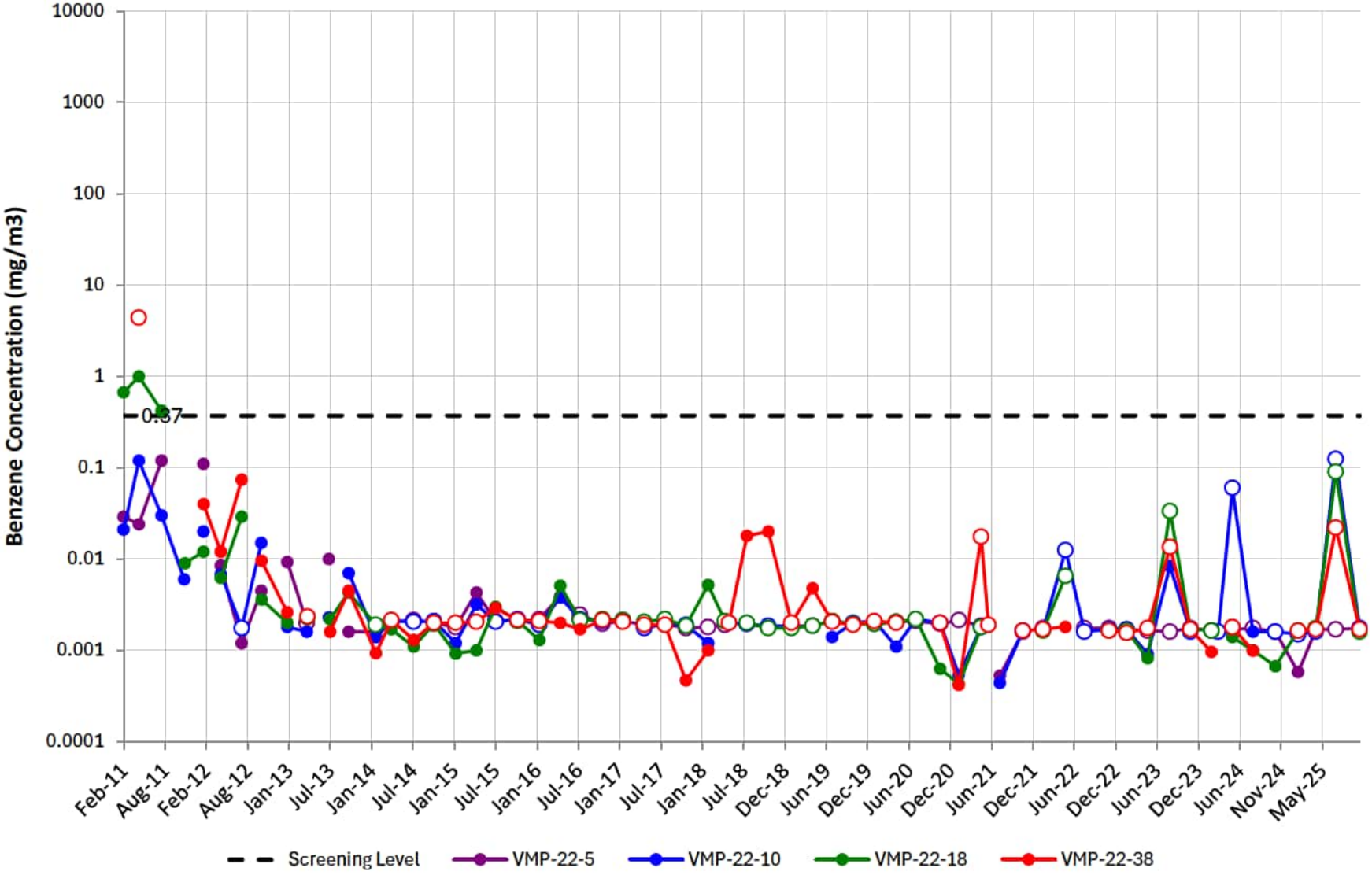

# VMP-23

Note: Open circles are non-detect results shown at ½ the reporting limit (PQL). Maximum result from parent/duplicate pair shown.
Gap in plot line indicates sample not able to be collected due to site conditions, or that ports were not sampled on the same day of the quarterly event.

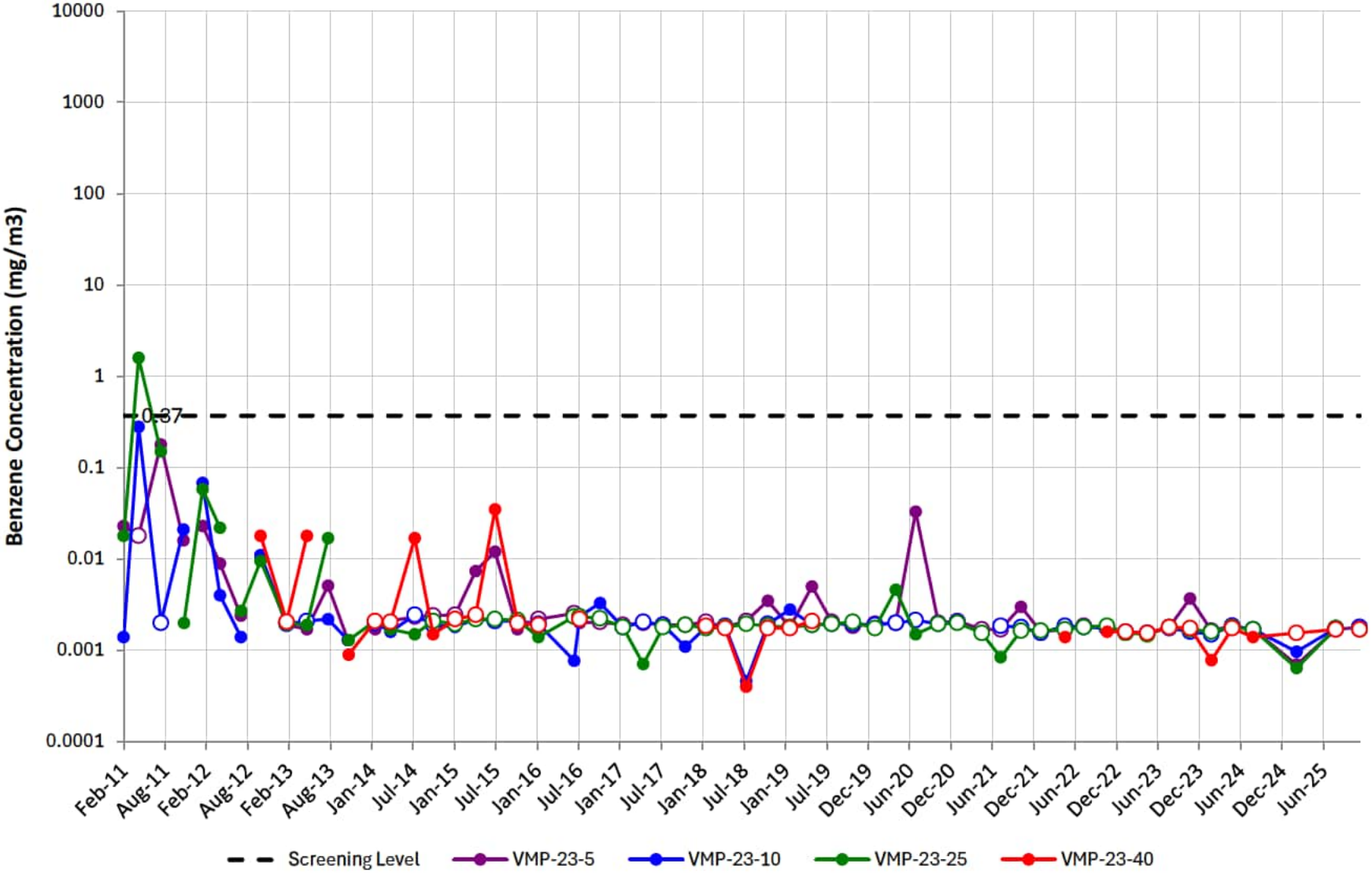

# VMP-24

Note: Open circles are non-detect results shown at ½ the reporting limit (PQL). Maximum result from parent/duplicate pair shown.
Gap in plot line indicates sample not able to be collected due to site conditions, or that ports were not sampled on the same day of the quarterly event.

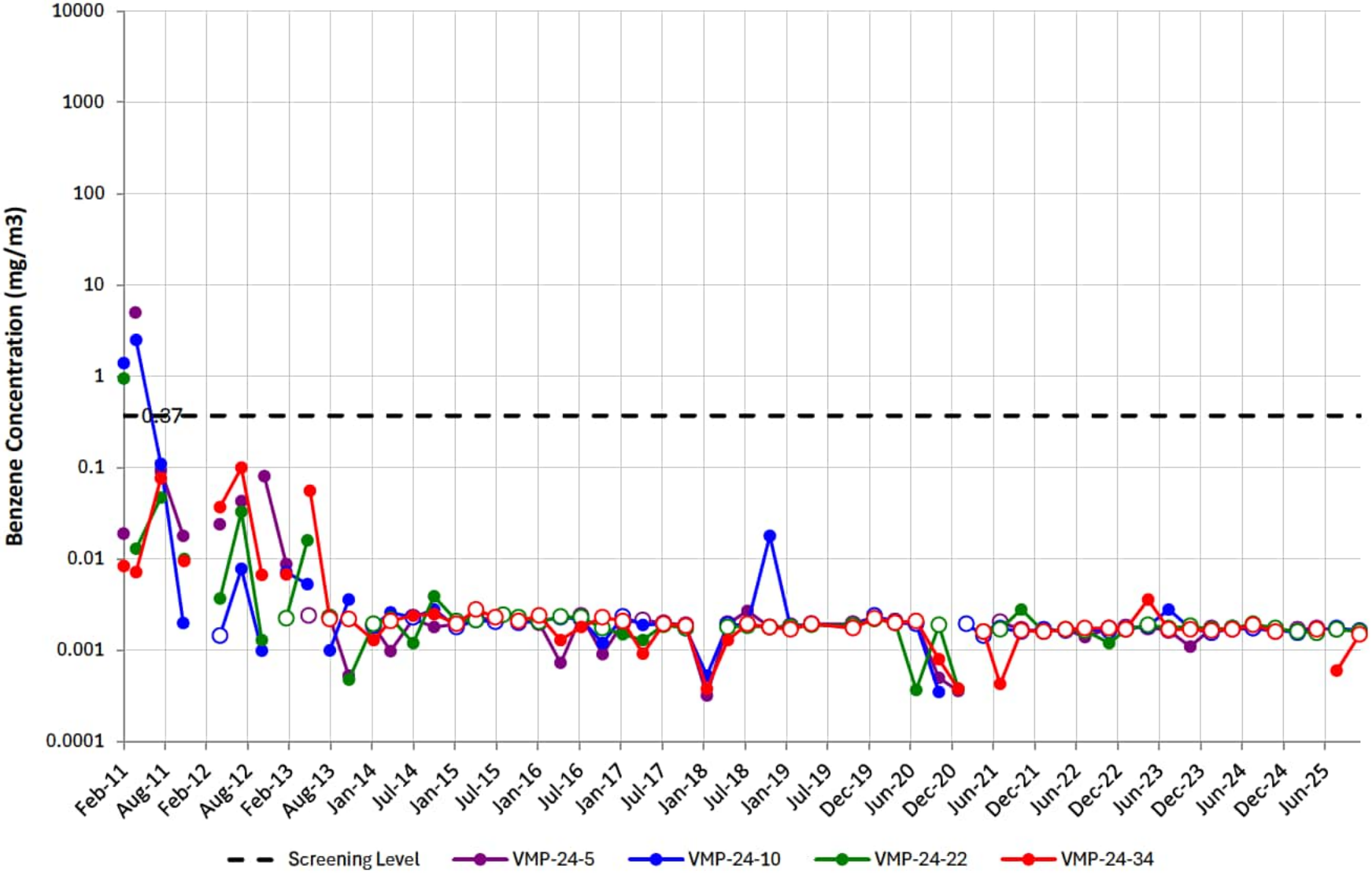

# VMP-25

Note: Open circles are non-detect results shown at ½ the reporting limit (PQL). Maximum result from parent/duplicate pair shown.
Gap in plot line indicates sample not able to be collected due to site conditions, or that ports were not sampled on the same day of the quarterly event.
Effective 2Q18, samples will no longer be collected at VMP-25-31 due to port integrity.

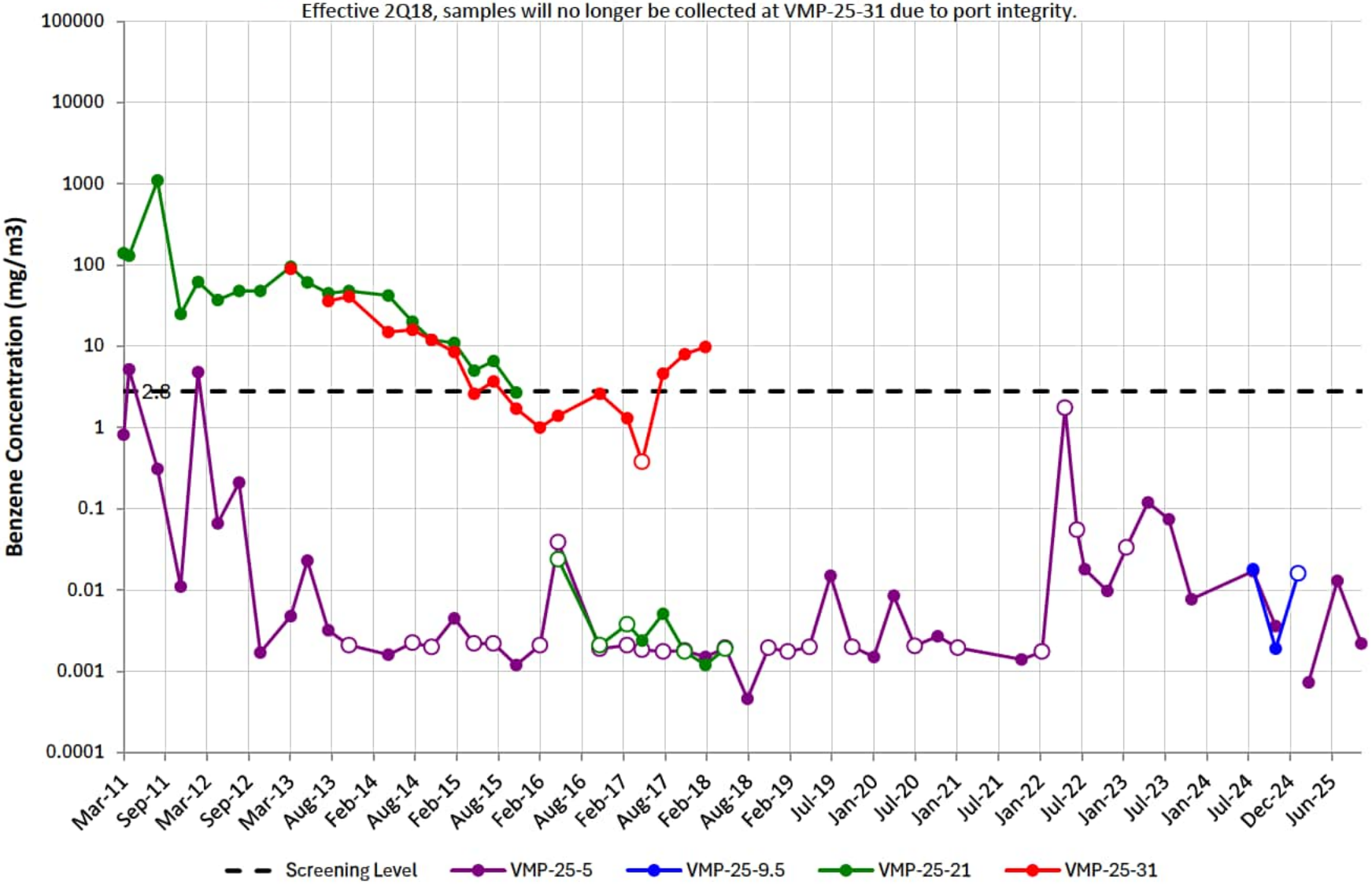

# VMP-32

Note: Open circles are non-detect results shown at ½ the reporting limit (PQL). Maximum result from parent/duplicate pair shown.
Gap in plot line indicates sample not able to be collected due to site conditions, or that ports were not sampled on the same day of the quarterly event.

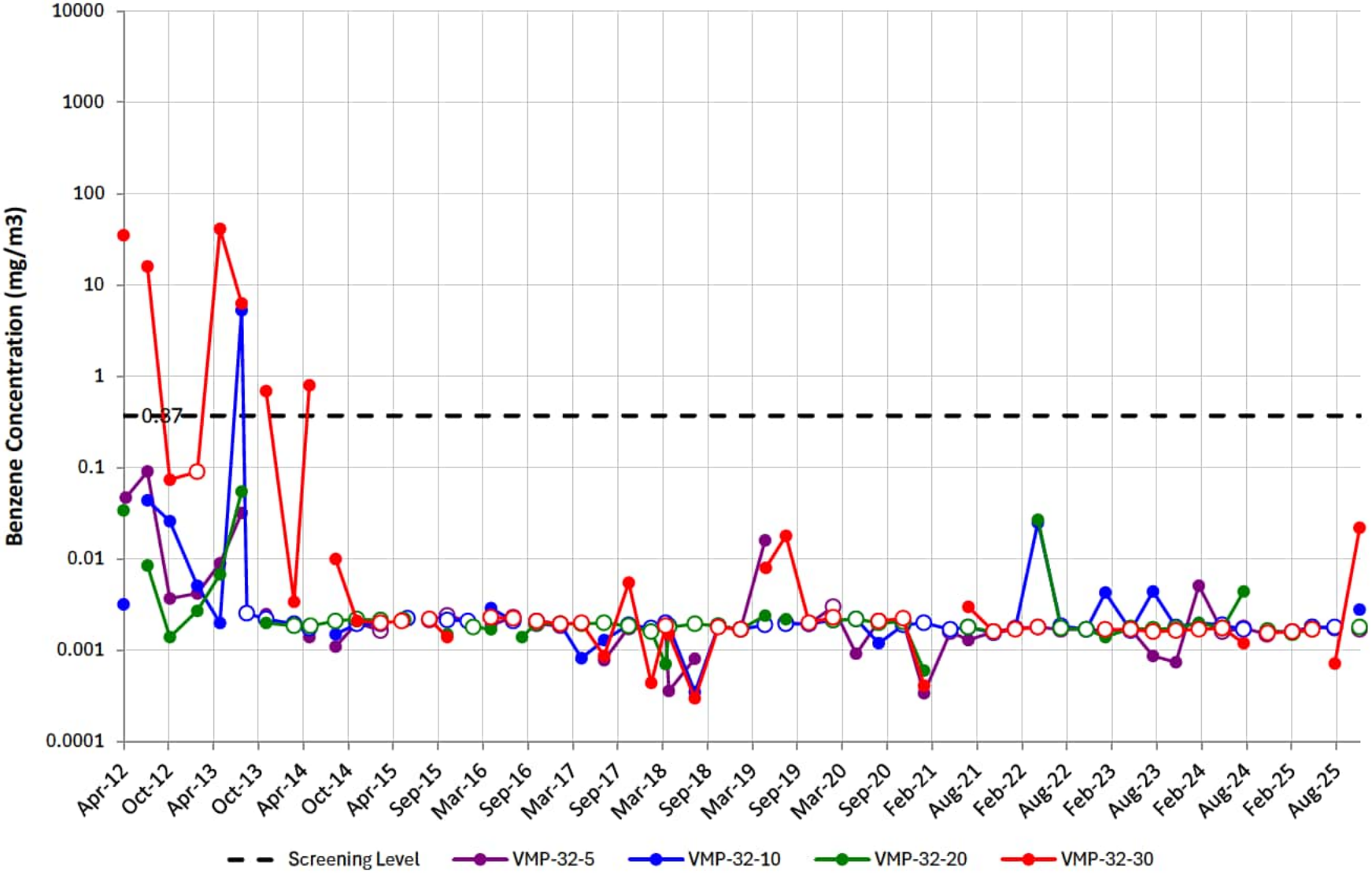

# VMP-41

Note: Open circles are non-detect results shown at ½ the reporting limit (PQL). Maximum result from parent/duplicate pair shown.
Gap in plot line indicates sample not able to be collected due to site conditions, or that ports were not sampled on the same day of the quarterly event.

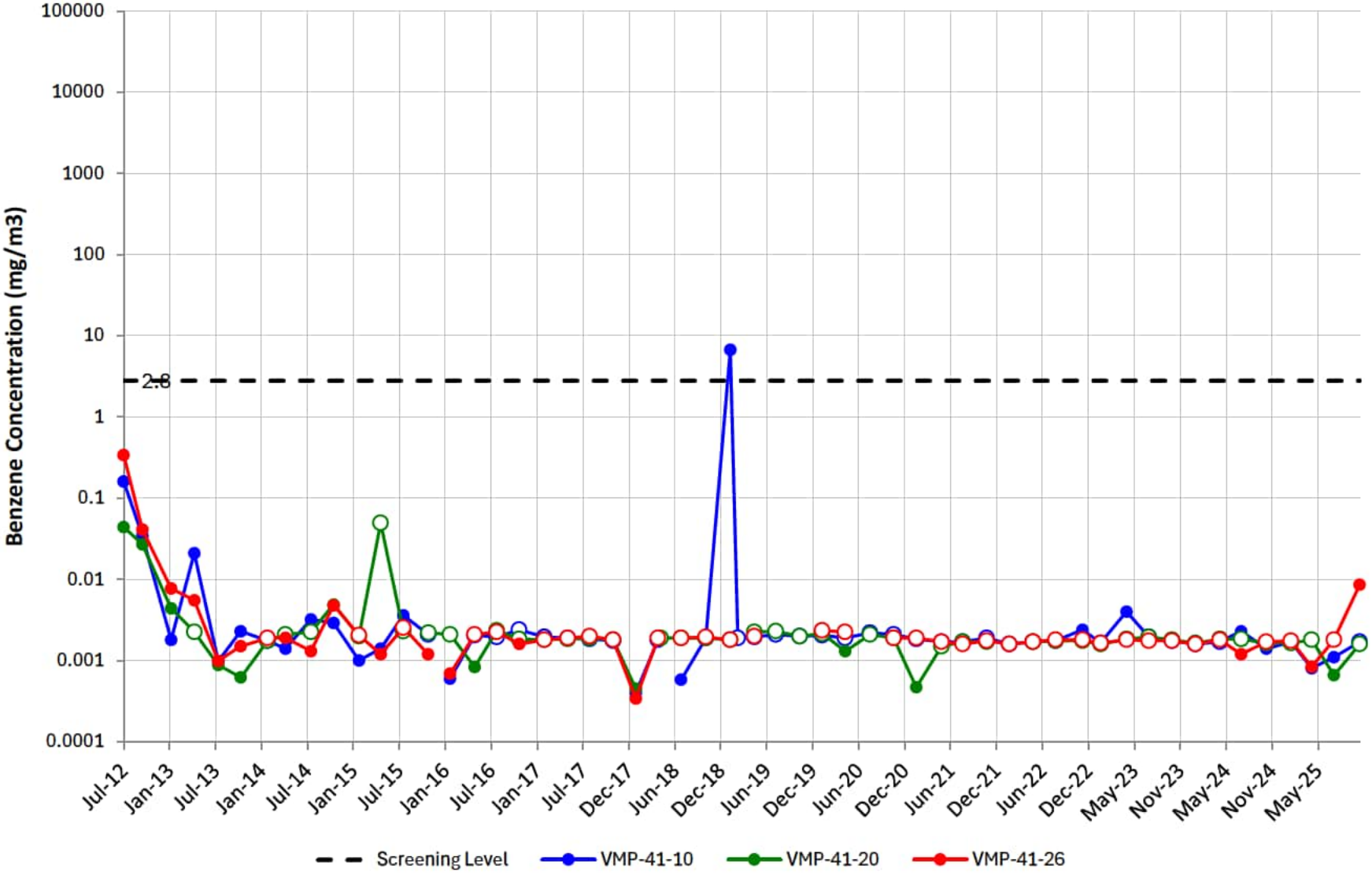

# VMP-42

Note: Open circles are non-detect results shown at ½ the reporting limit (PQL). Maximum result from parent/duplicate pair shown.
Gap in plot line indicates sample not able to be collected due to site conditions, or that ports were not sampled on the same day of the quarterly event.

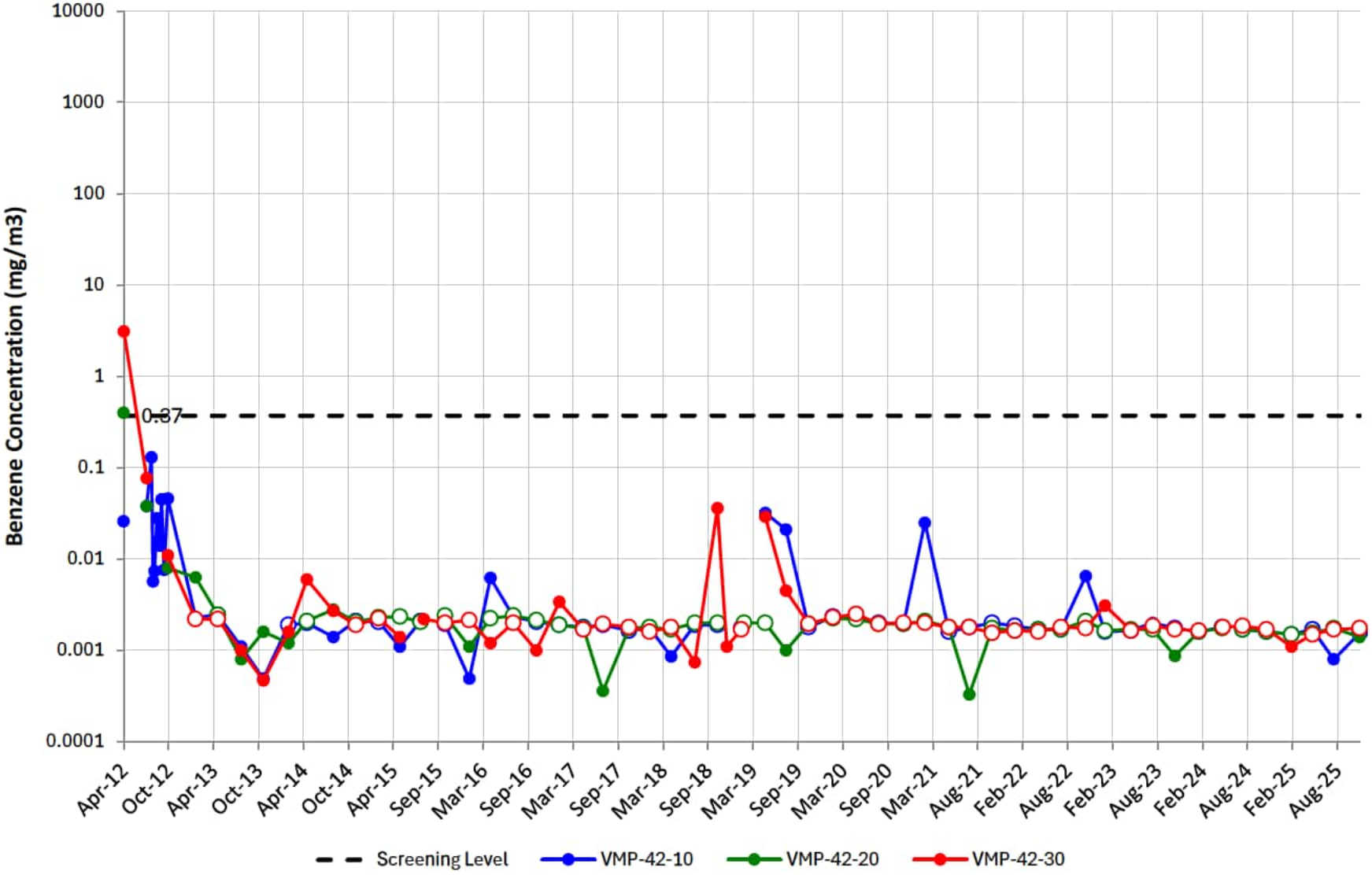

# VMP-43

Note: Open circles are non-detect results shown at ½ the reporting limit (PQL). Maximum result from parent/duplicate pair shown.
Gap in plot line indicates sample not able to be collected due to site conditions, or that ports were not sampled on the same day of the quarterly event.

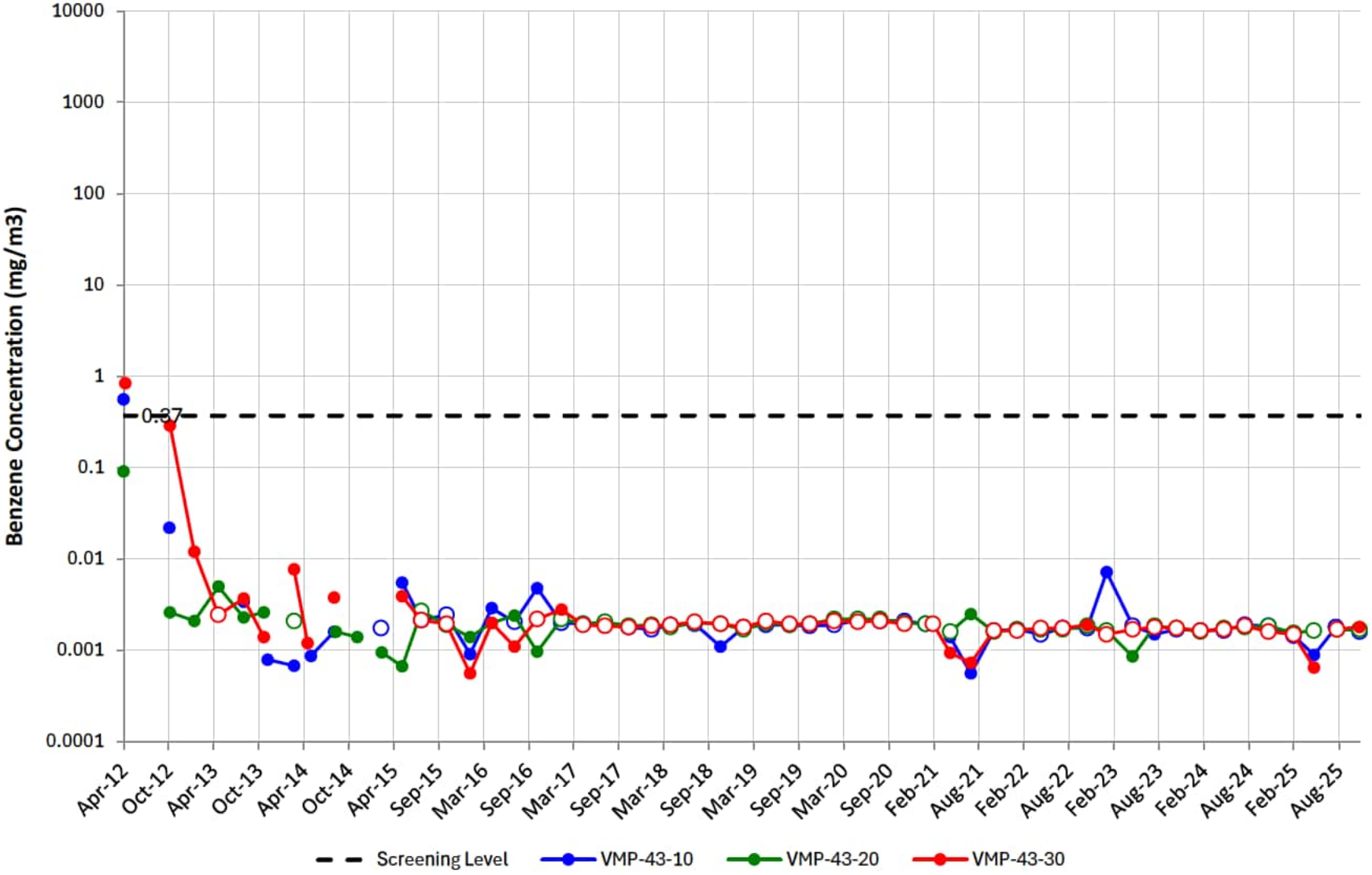

# VMP-44

Note: Open circles are non-detect results shown at ½ the reporting limit (PQL). Maximum result from parent/duplicate pair shown.
Gap in plot line indicates sample not able to be collected due to site conditions, or that ports were not sampled on the same day of the quarterly event.
Effective 4Q20, samples will no longer be collected at VMP-44 due to port integrity.

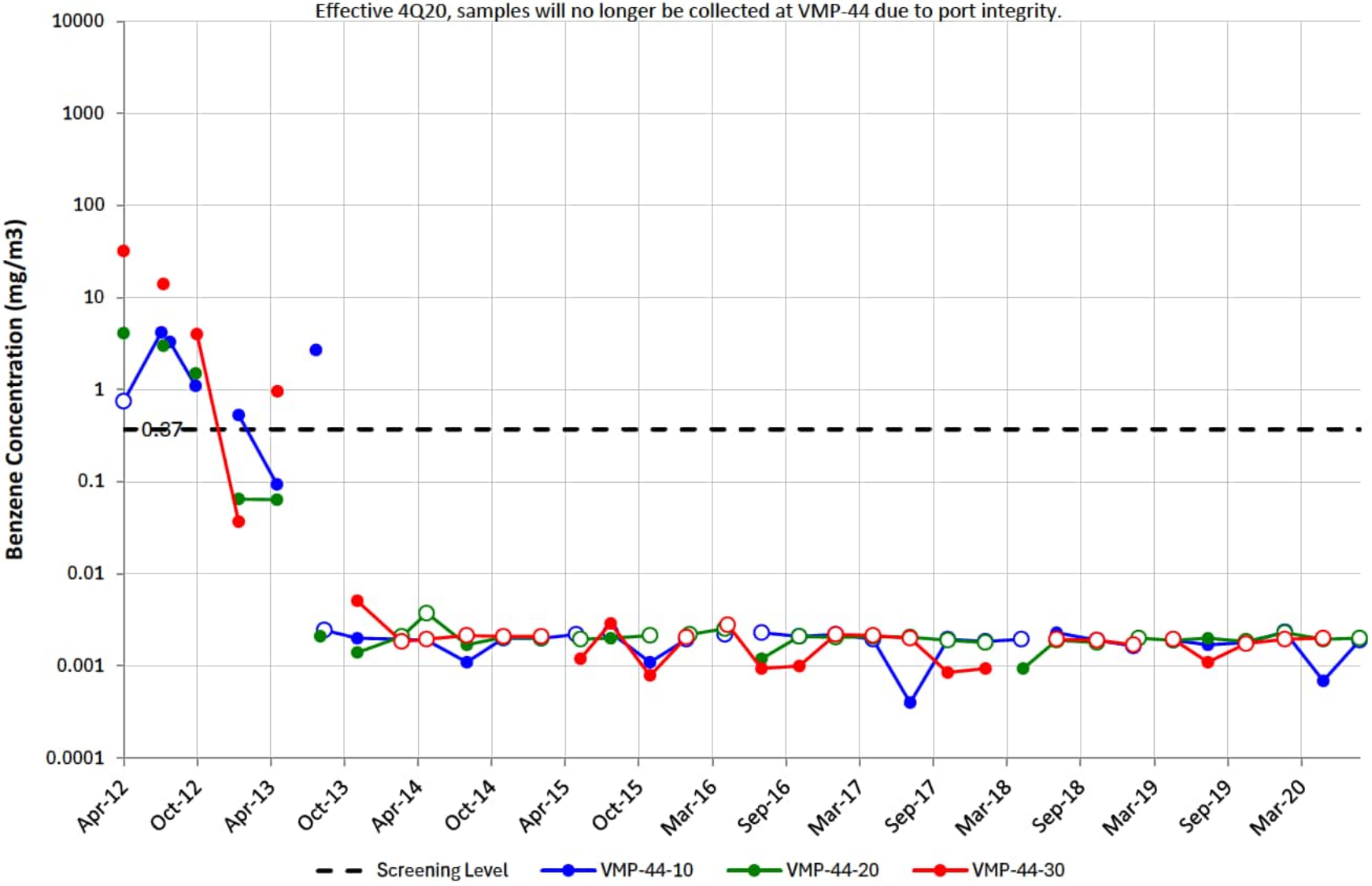

# VMP-45

Note: Open circles are non-detect results shown at ½ the reporting limit (PQL). Maximum result from parent/duplicate pair shown.
Gap in plot line indicates sample not able to be collected due to site conditions, or that ports were not sampled on the same day of the quarterly event.

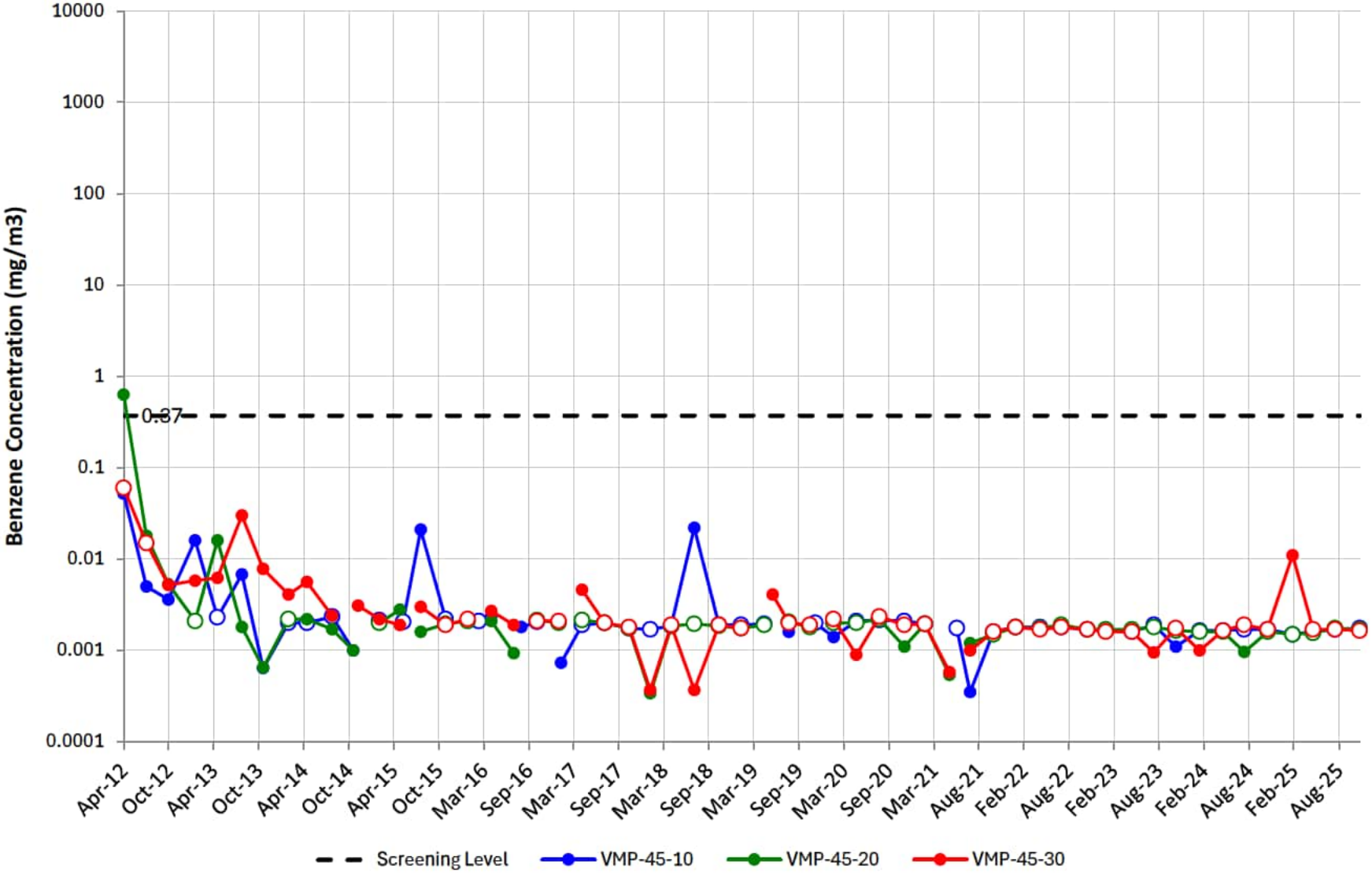

# VMP-47

Note: Open circles are non-detect results shown at ½ the reporting limit (PQL). Maximum result from parent/duplicate pair shown.
Gap in plot line indicates sample not able to be collected due to site conditions, or that ports were not sampled on the same day of the quarterly event.

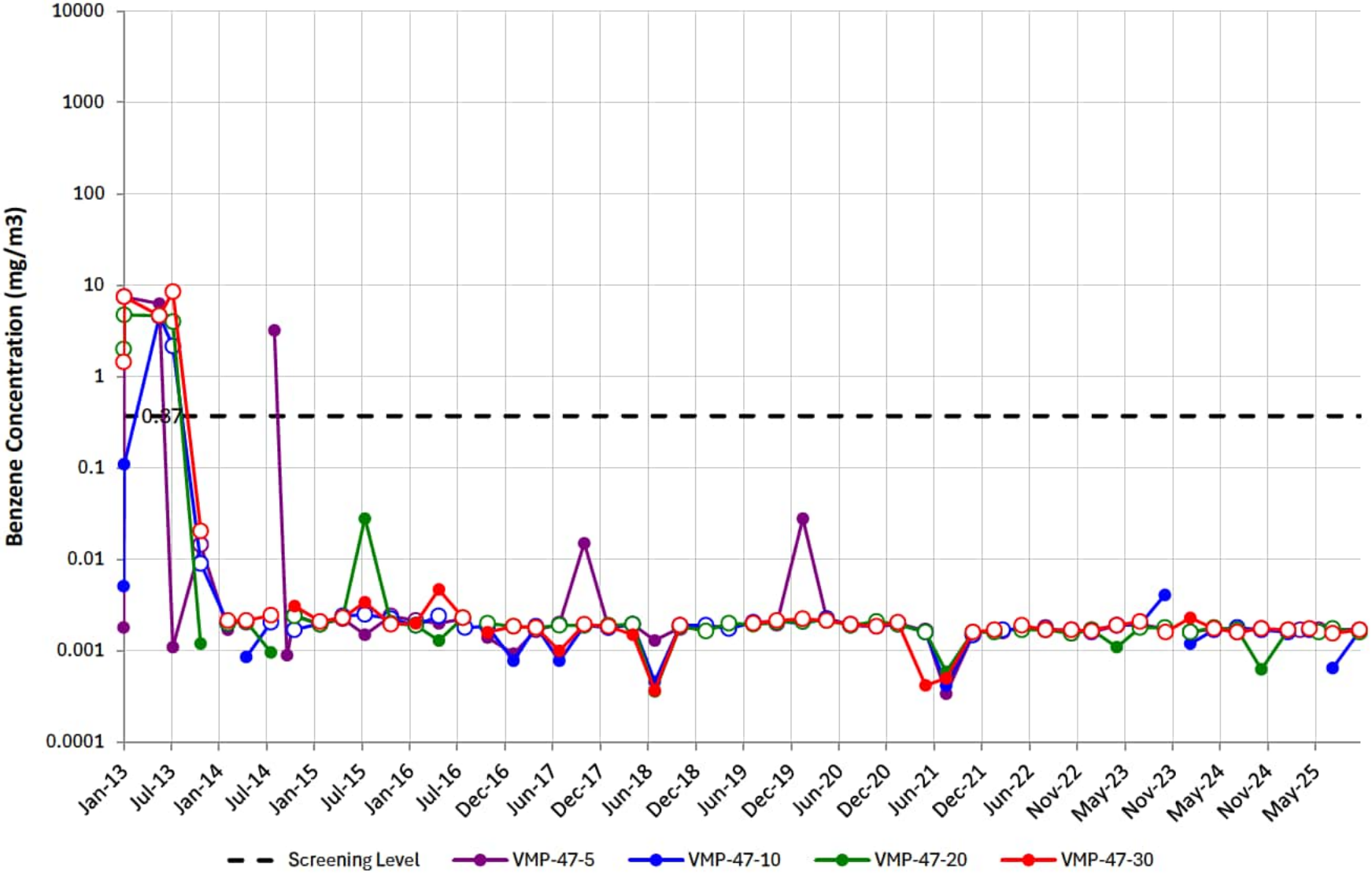

# VMP-48

Note: Open circles are non-detect results shown at ½ the reporting limit (PQL). Maximum result from parent/duplicate pair shown.
Gap in plot line indicates sample not able to be collected due to site conditions, or that ports were not sampled on the same day of the quarterly event.

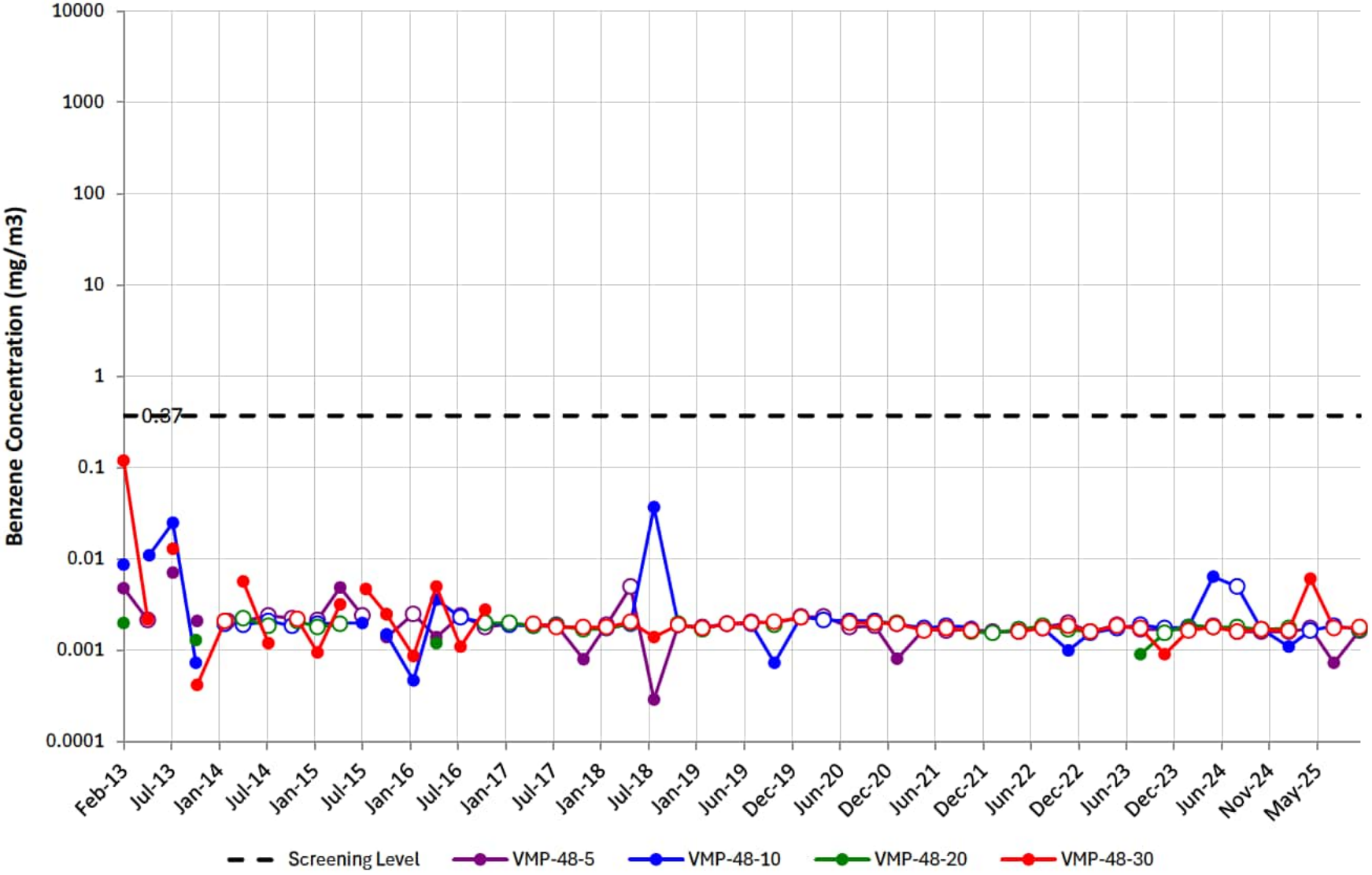

# VMP-49

Note: Open circles are non-detect results shown at ½ the reporting limit (PQL). Maximum result from parent/duplicate pair shown.
Gap in plot line indicates sample not able to be collected due to site conditions, or that ports were not sampled on the same day of the quarterly event.

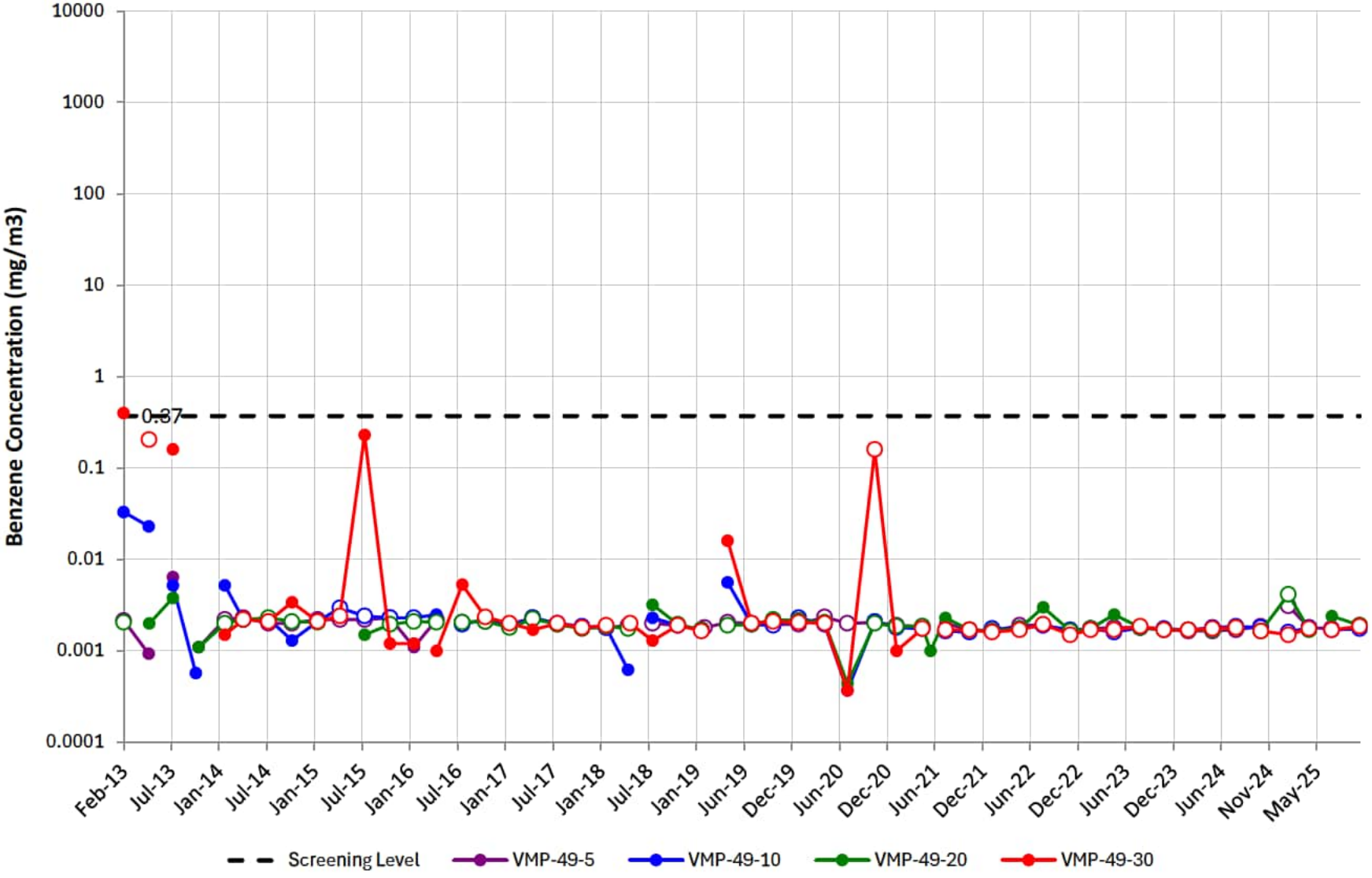

# VMP-50

Note: Open circles are non-detect results shown at ½ the reporting limit (PQL). Maximum result from parent/duplicate pair shown.
Gap in plot line indicates sample not able to be collected due to site conditions, or that ports were not sampled on the same day of the quarterly event.
Natural gas utility line leak near VMP-50 was discovered by Ameren Illinois on May 1, 2018 and repaired on May 31, 2018.

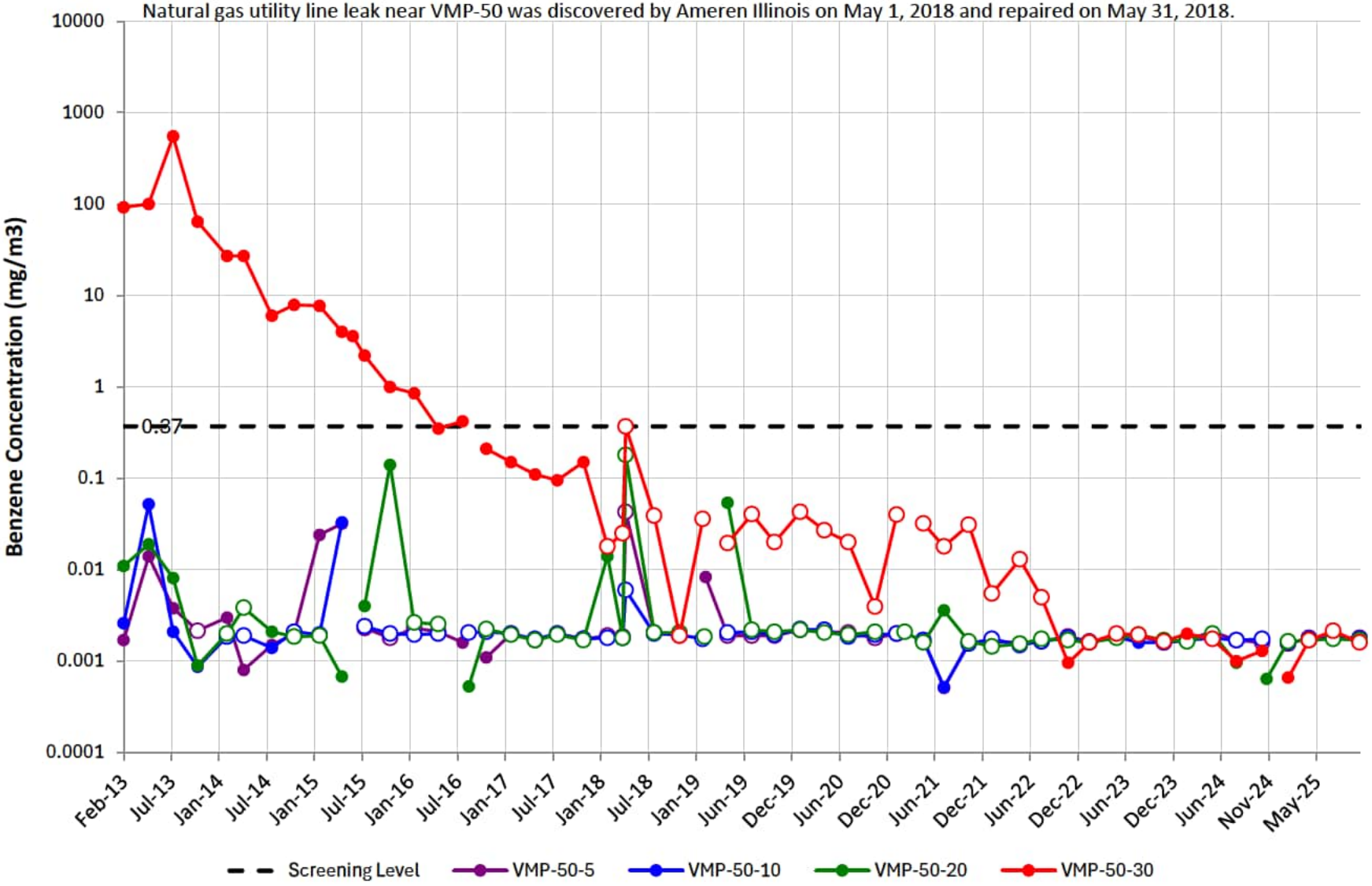

# VMP-51

Note: Open circles are non-detect results shown at ½ the reporting limit (PQL). Maximum result from parent/duplicate pair shown.
Gap in plot line indicates sample not able to be collected due to site conditions, or that ports were not sampled on the same day of the quarterly event.

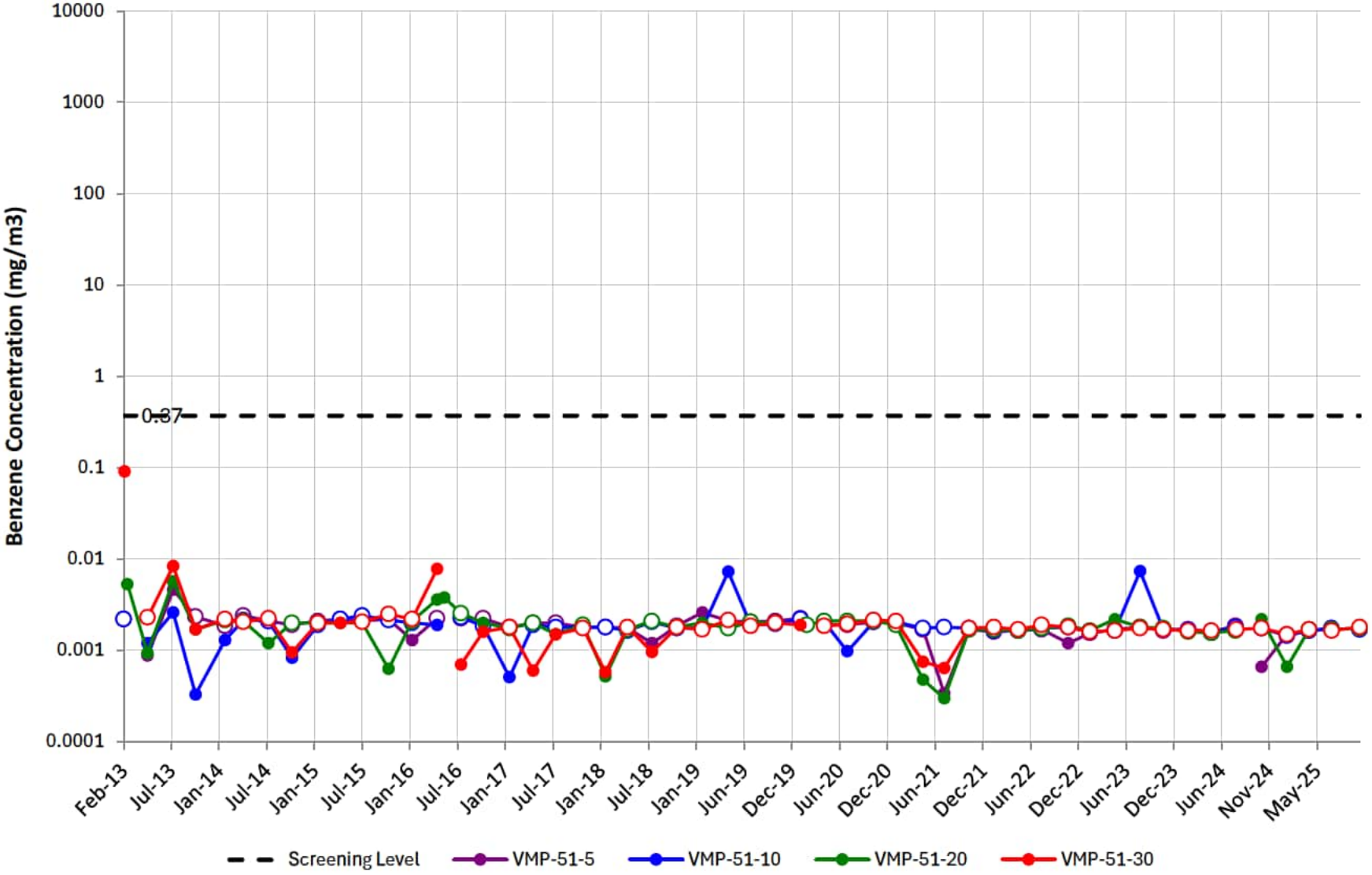

# VMP-52

Note: Open circles are non-detect results shown at ½ the reporting limit (PQL). Maximum result from parent/duplicate pair shown.
Gap in plot line indicates sample not able to be collected due to site conditions, or that ports were not sampled on the same day of the quarterly event.

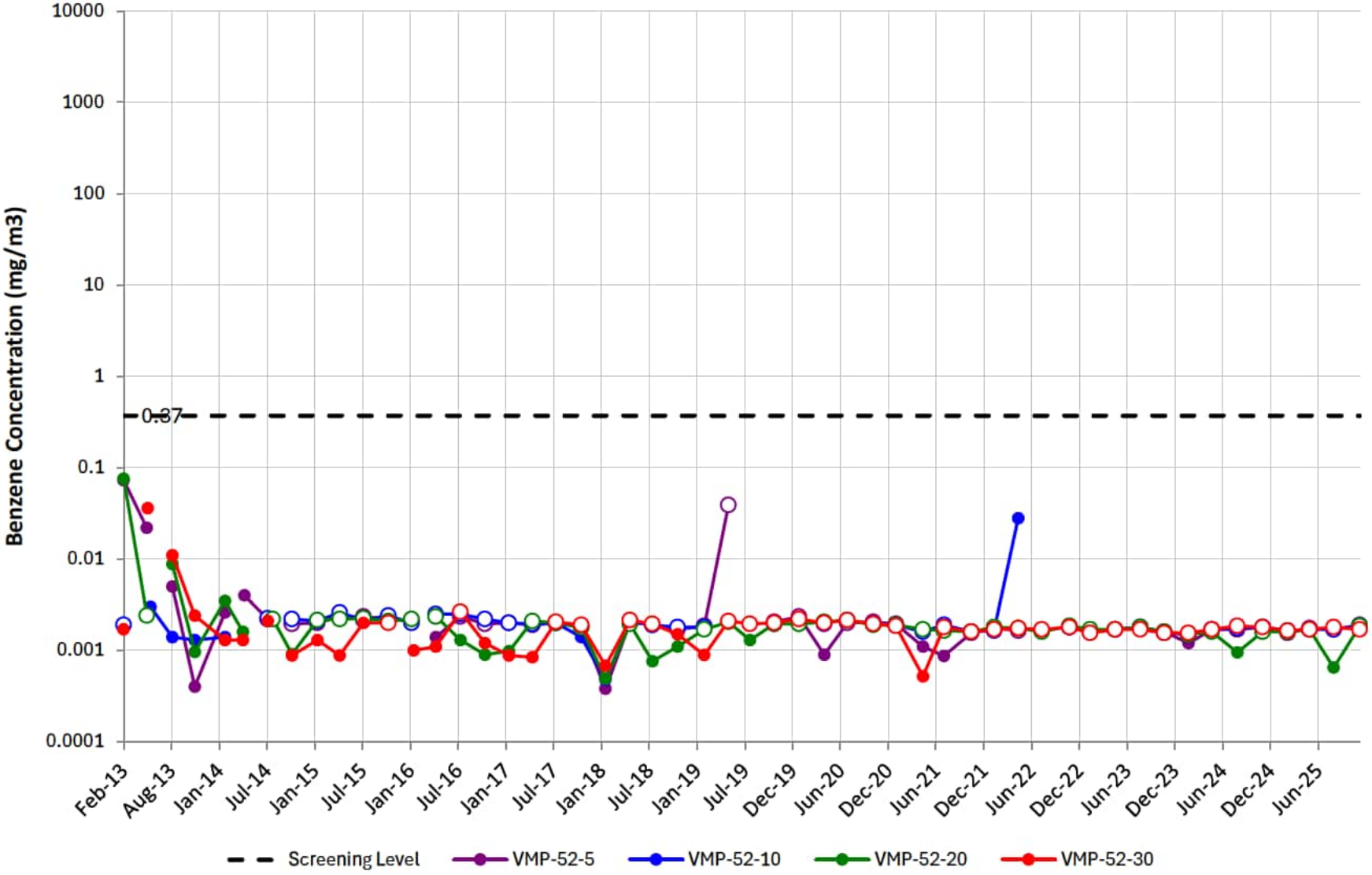

# VMP-53

Note: Open circles are non-detect results shown at ½ the reporting limit (PQL). Maximum result from parent/duplicate pair shown.
Gap in plot line indicates sample not able to be collected due to site conditions, or that ports were not sampled on the same day of the quarterly event.

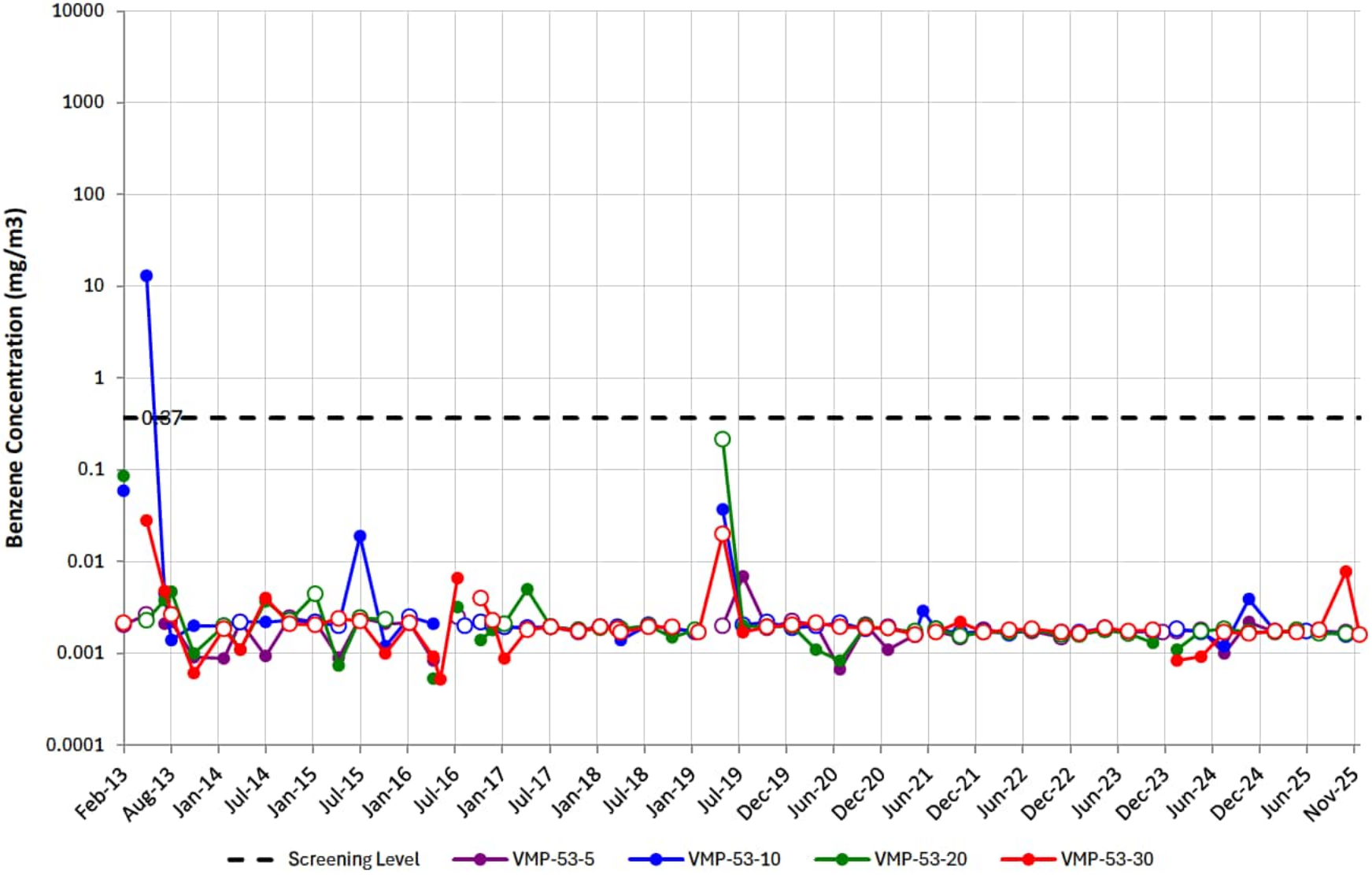

# VMP-54

Note: Open circles are non-detect results shown at ½ the reporting limit (PQL). Maximum result from parent/duplicate pair shown.
Gap in plot line indicates sample not able to be collected due to site conditions, or that ports were not sampled on the same day of the quarterly event.

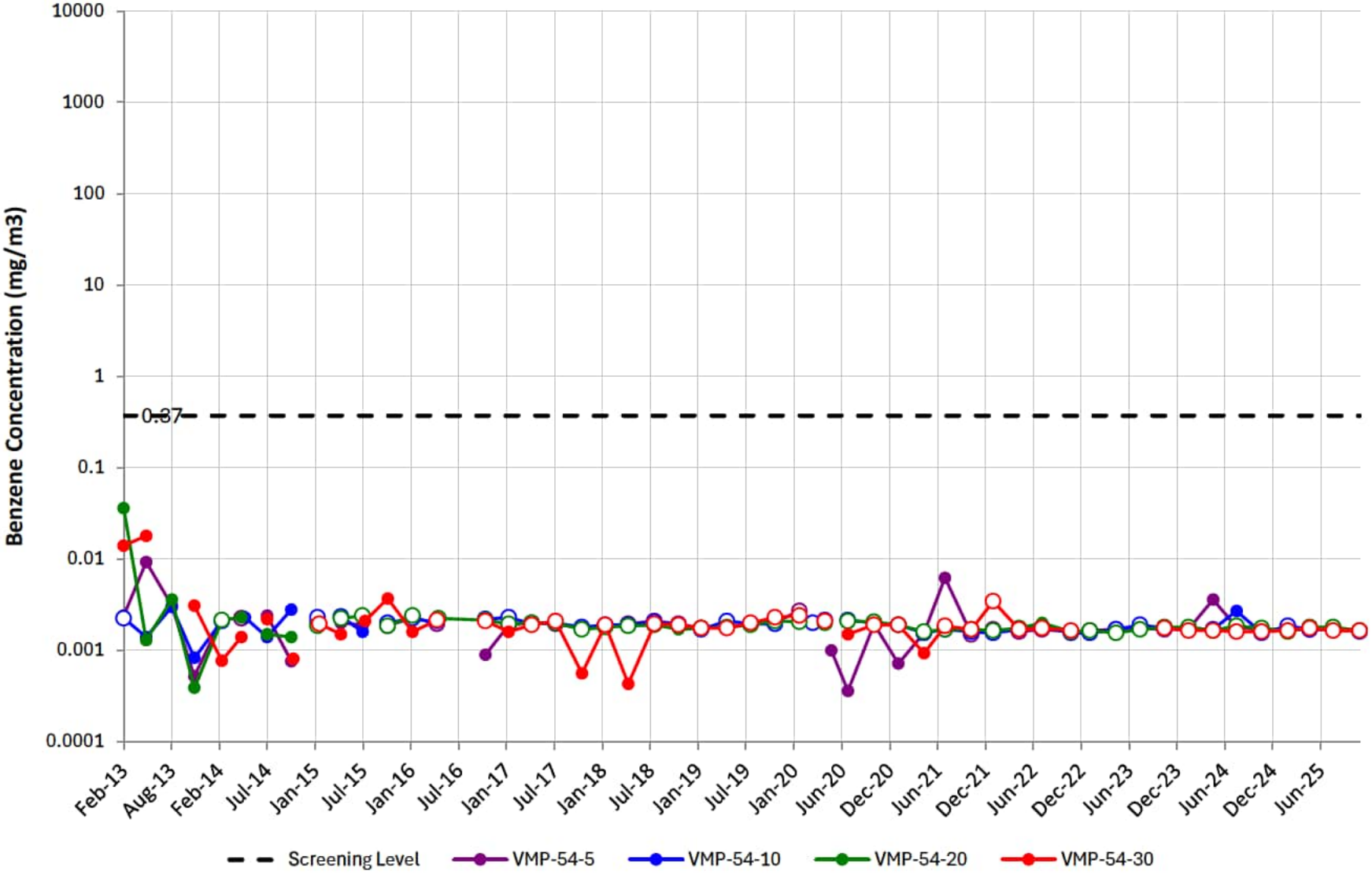

# VMP-55

Note: Open circles are non-detect results shown at ½ the reporting limit (PQL). Maximum result from parent/duplicate pair shown.
Gap in plot line indicates sample not able to be collected due to site conditions, or that ports were not sampled on the same day of the quarterly event.

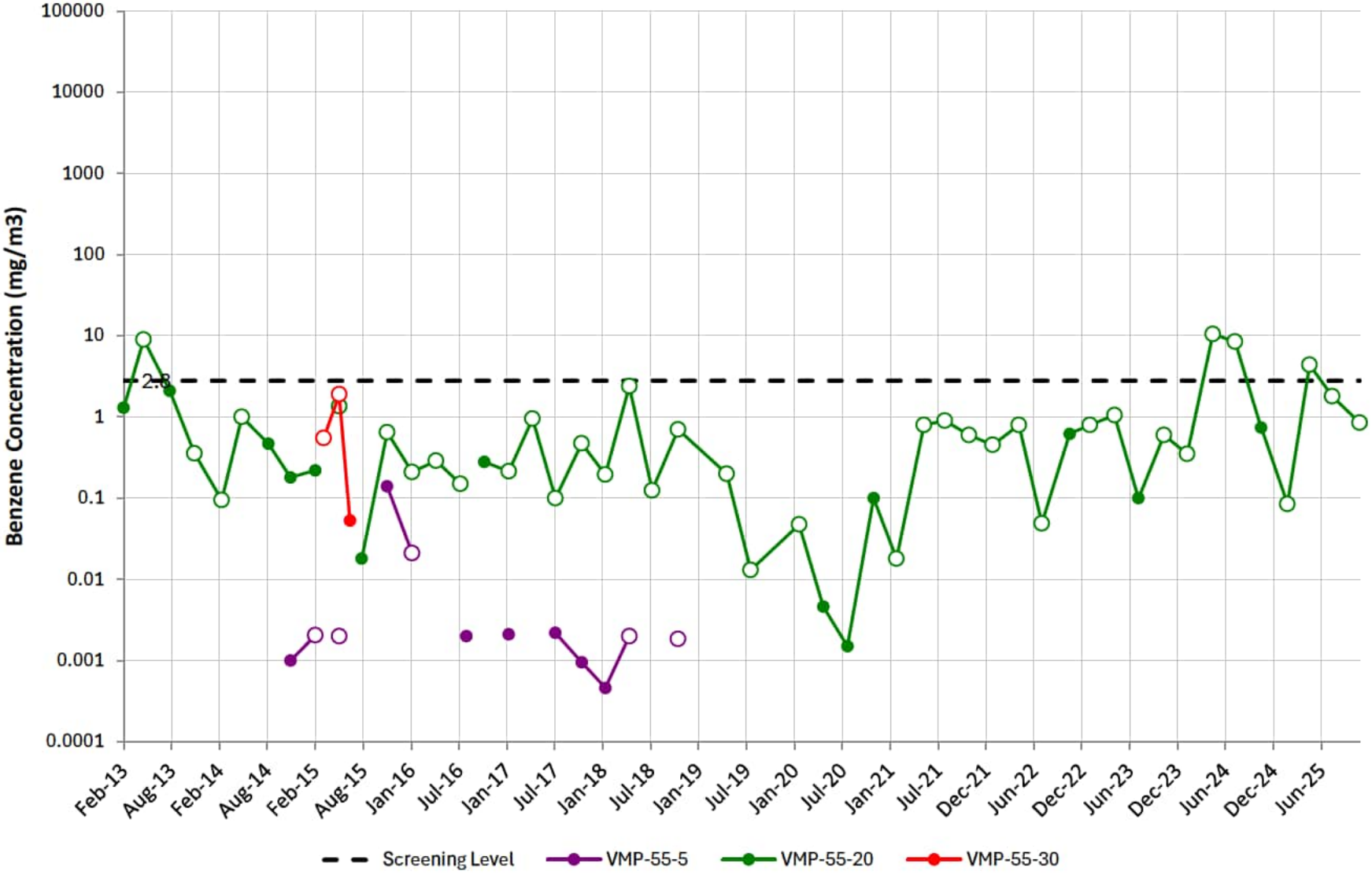

# VMP-56

Note: Open circles are non-detect results shown at ½ the reporting limit (PQL). Maximum result from parent/duplicate pair shown.
Gap in plot line indicates sample not able to be collected due to site conditions, or that ports were not sampled on the same day of the quarterly event.

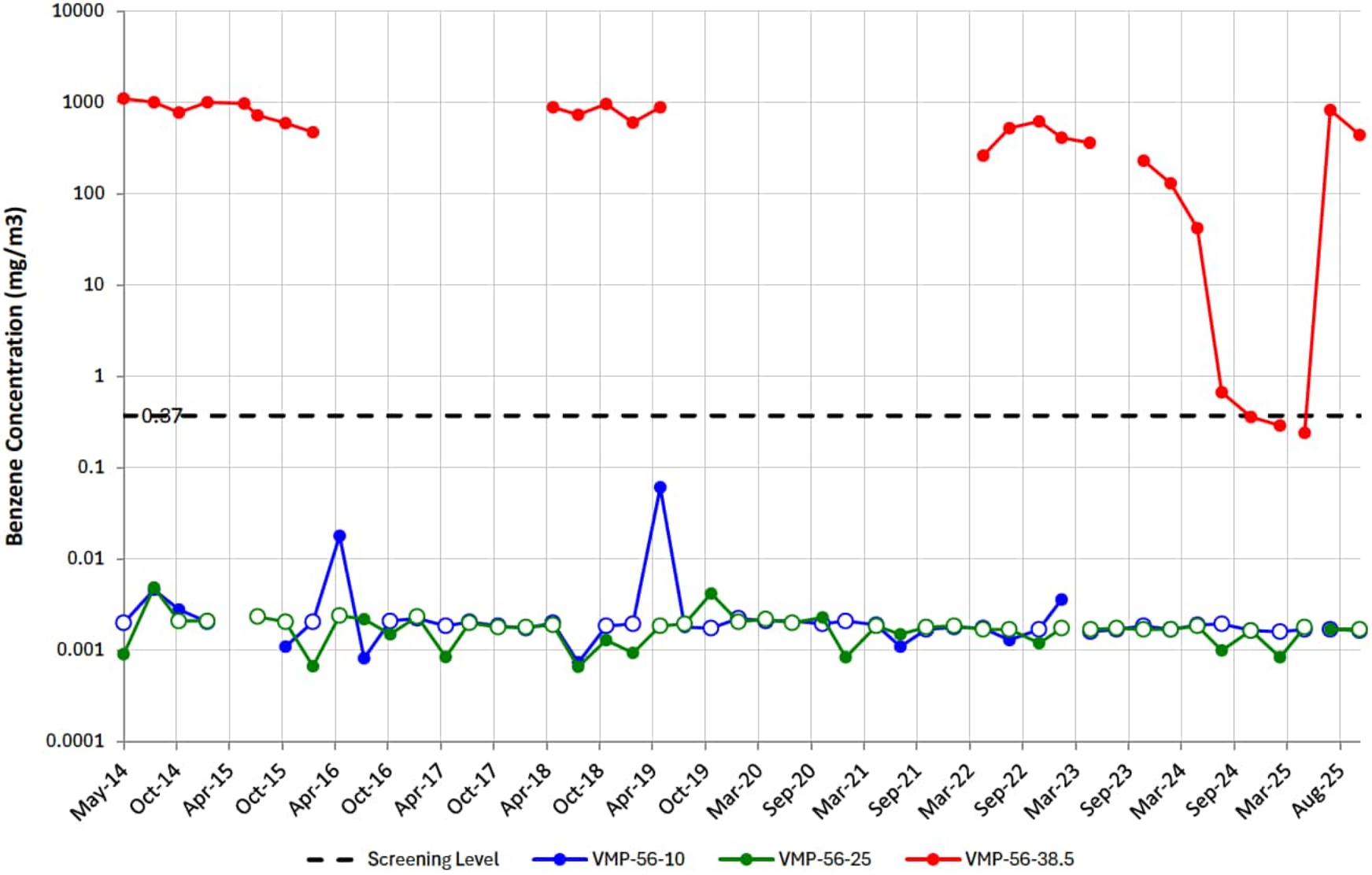

# VMP-62

Note: Open circles are non-detect results shown at ½ the reporting limit (PQL). Maximum result from parent/duplicate pair shown.
Gap in plot line indicates sample not able to be collected due to site conditions, or that ports were not sampled on the same day of the quarterly event.

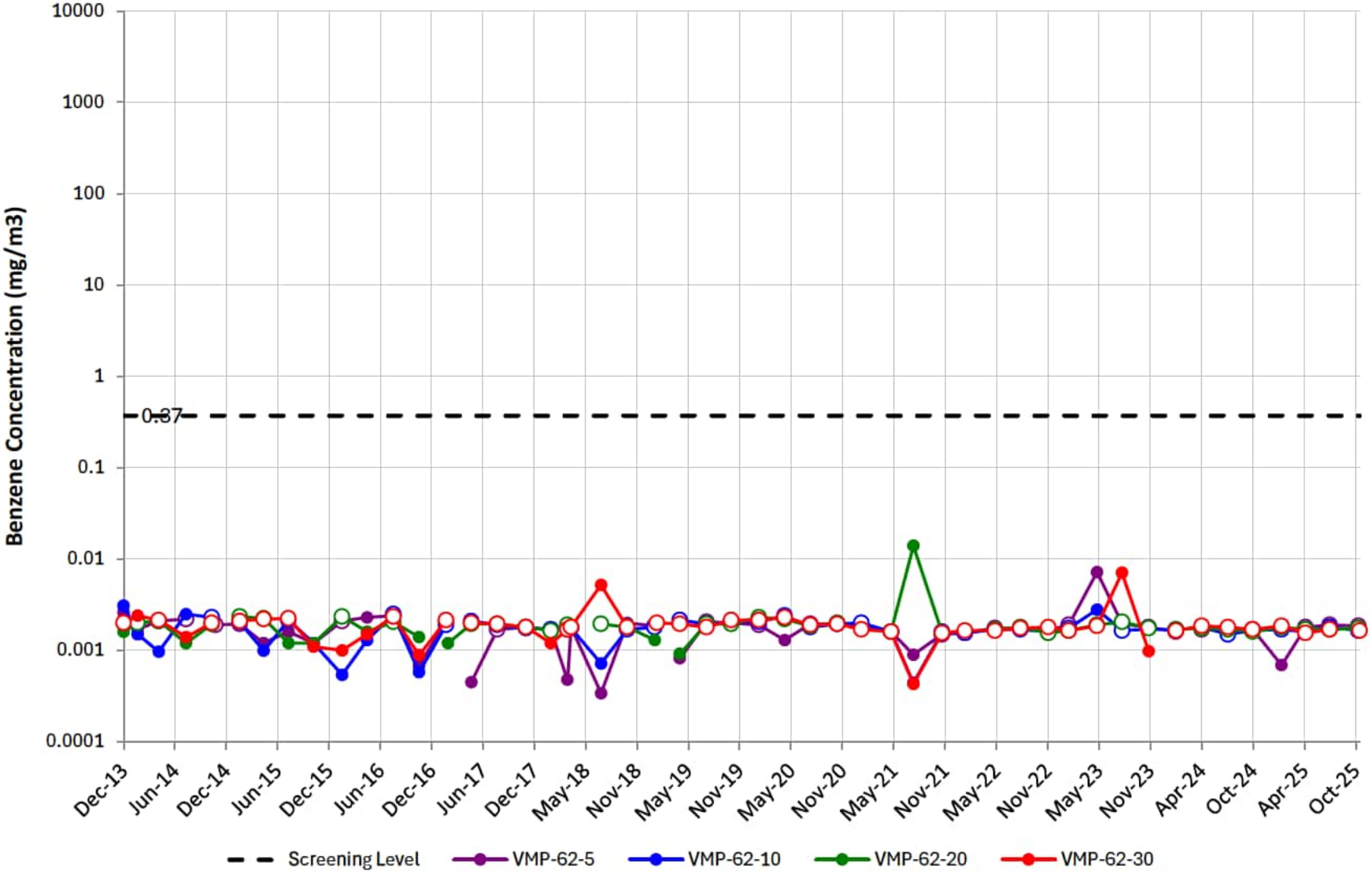

# VMP-63

Note: Open circles are non-detect results shown at ½ the reporting limit (PQL). Maximum result from parent/duplicate pair shown.
Gap in plot line indicates sample not able to be collected due to site conditions, or that ports were not sampled on the same day of the quarterly event.

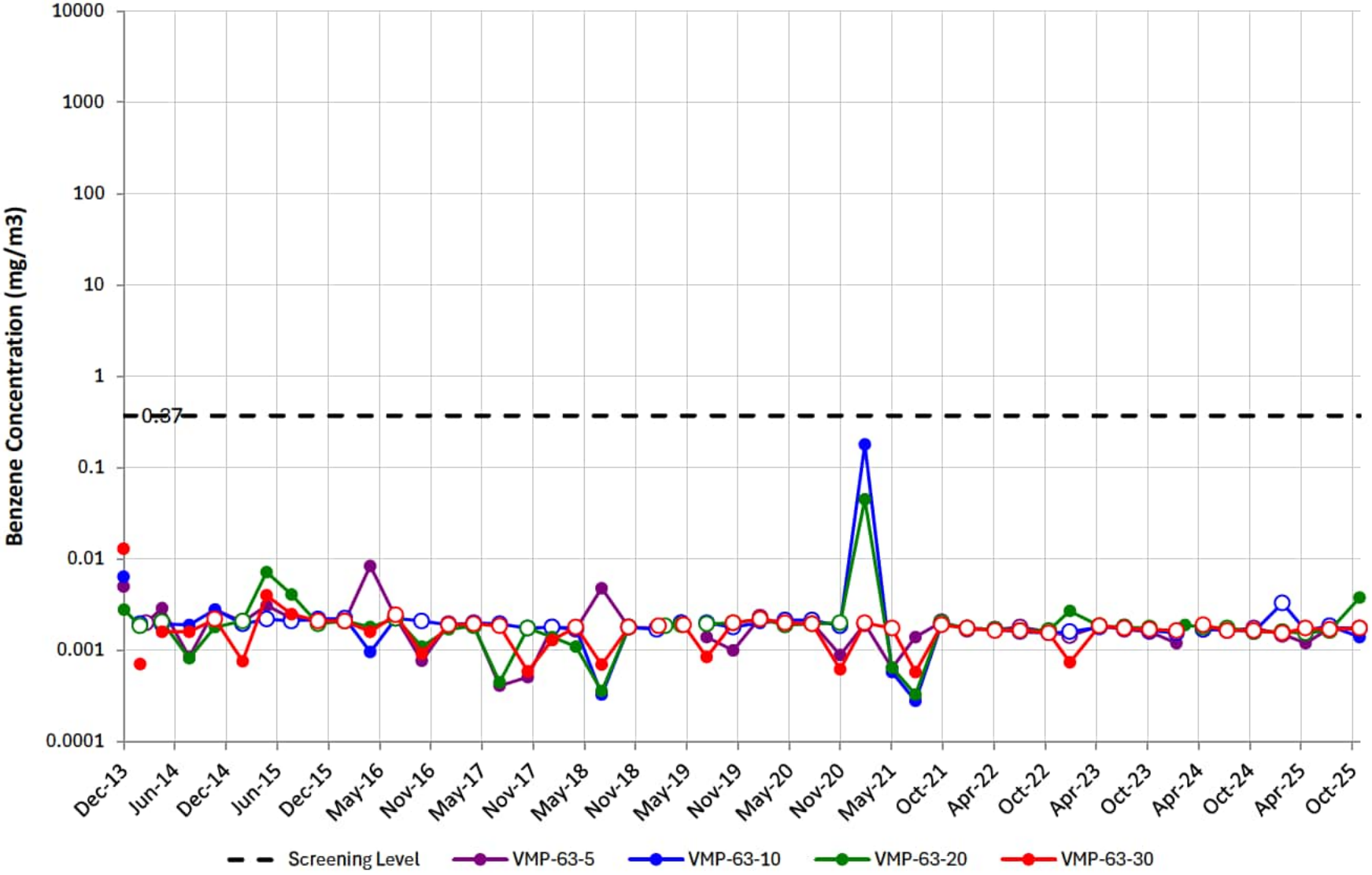

# VMP-64

Note: Open circles are non-detect results shown at ½ the reporting limit (PQL). Maximum result from parent/duplicate pair shown.
Gap in plot line indicates sample not able to be collected due to site conditions, or that ports were not sampled on the same day of the quarterly event.

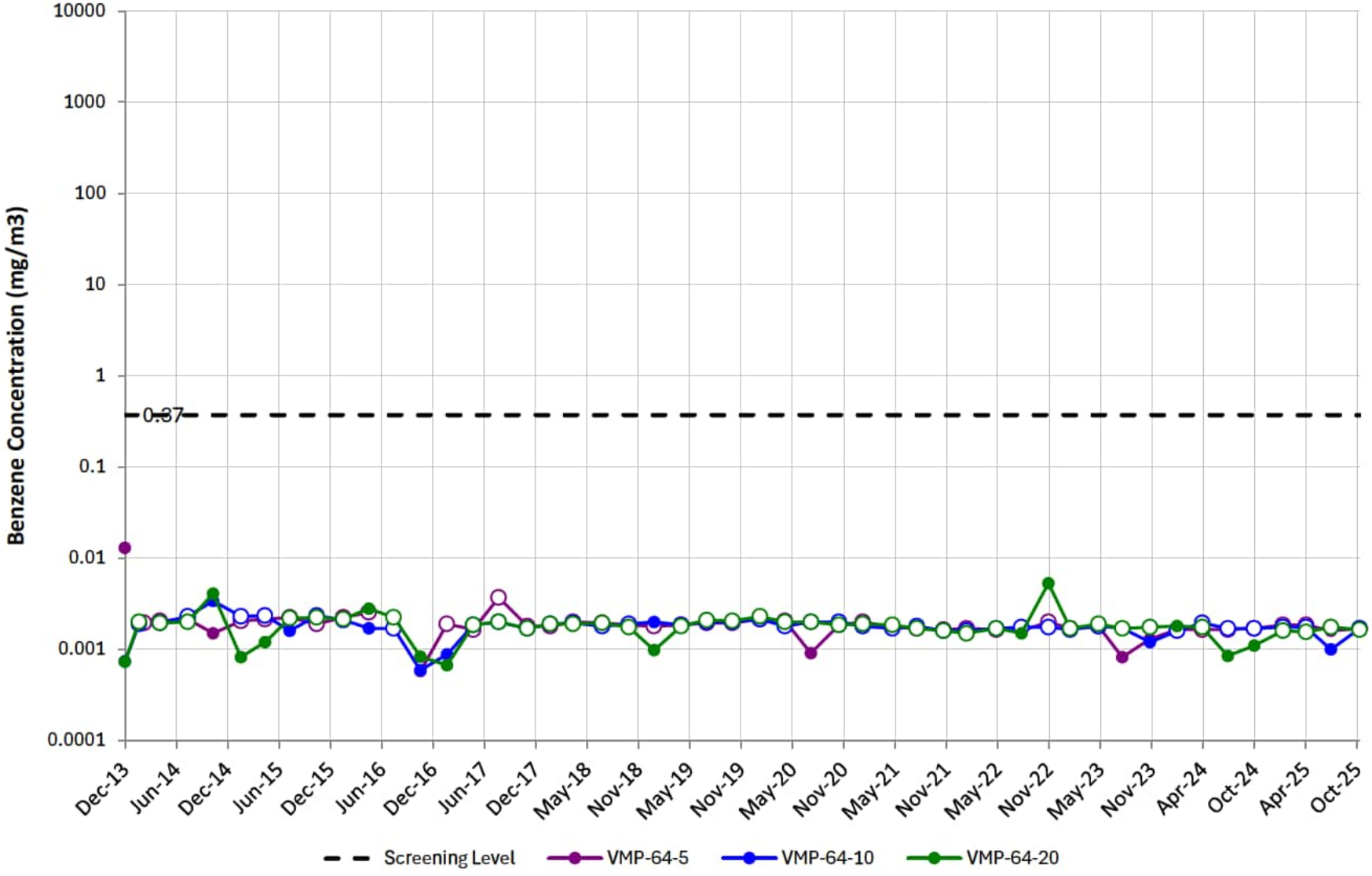

# VMP-1

Note: Open circles are non-detect results shown at ½ the reporting limit (PQL). Maximum result from parent/duplicate pair shown.
Gap in plot line indicates sample not able to be collected due to site conditions, or that ports were not sampled on the same day of the quarterly event.

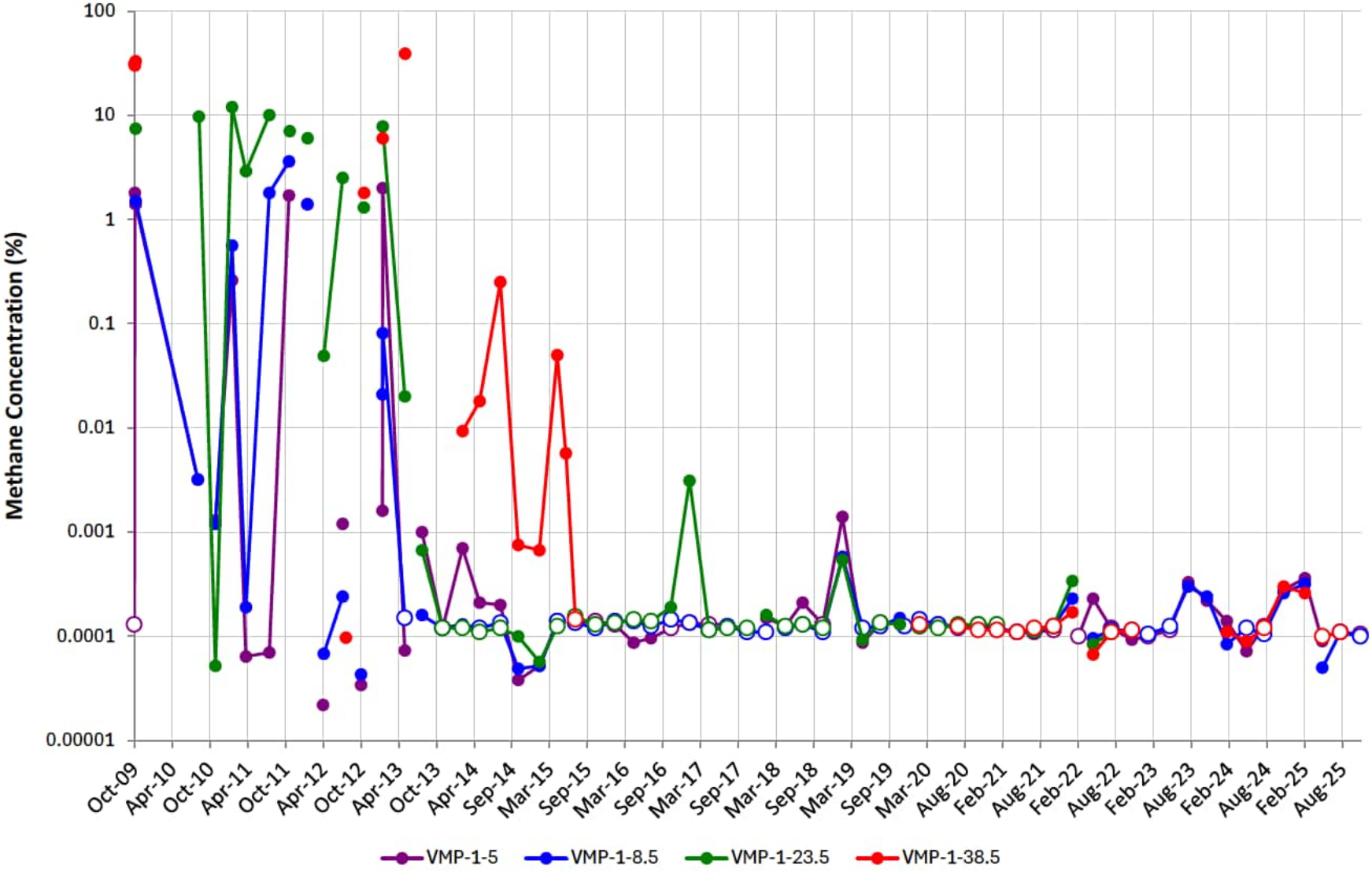

# VMP-2

Note: Open circles are non-detect results shown at ½ the reporting limit (PQL). Maximum result from parent/duplicate pair shown.
Gap in plot line indicates sample not able to be collected due to site conditions, or that ports were not sampled on the same day of the quarterly event.

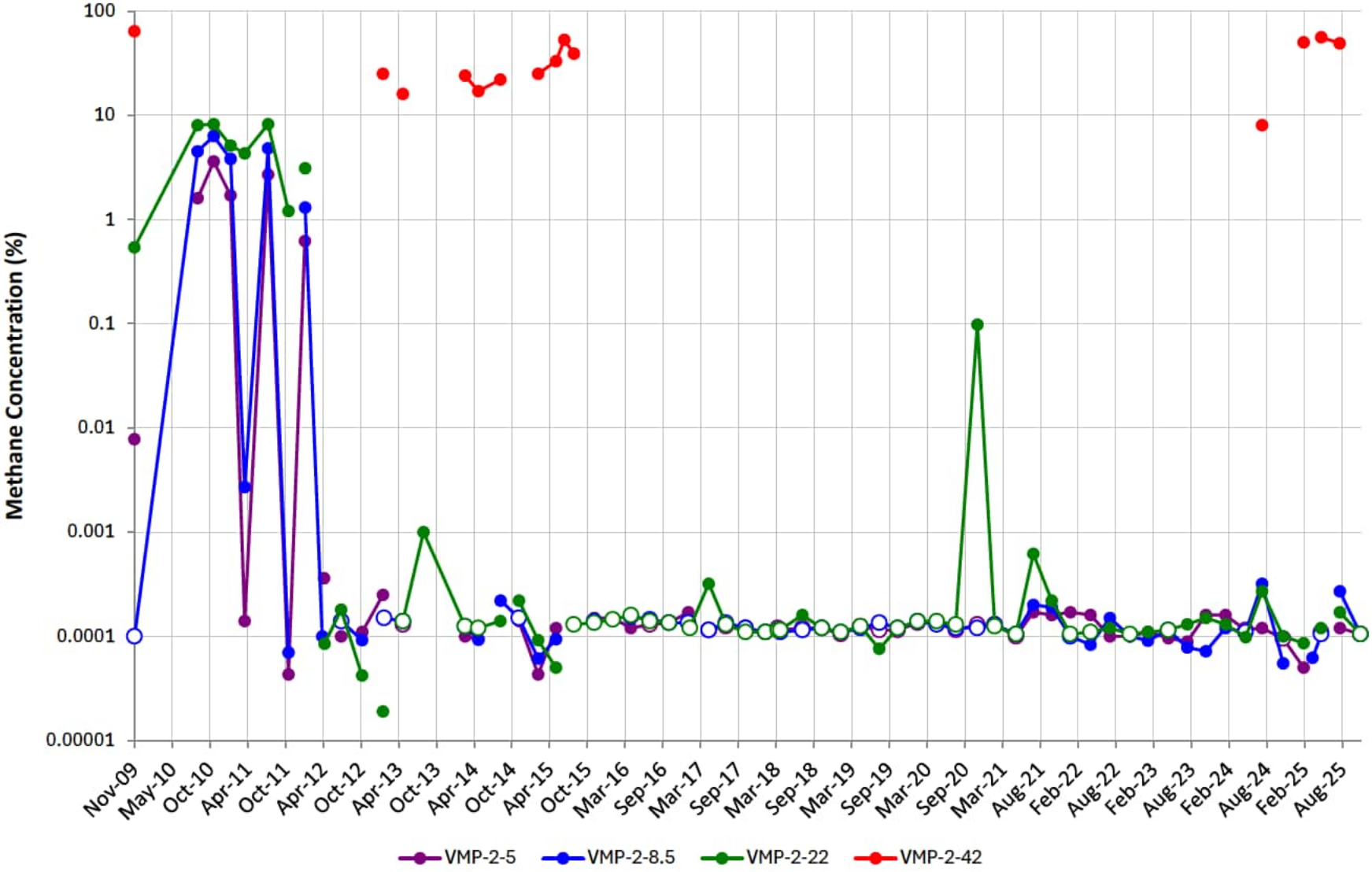

# VMP-3

Note: Open circles are non-detect results shown at ½ the reporting limit (PQL). Maximum result from parent/duplicate pair shown.
Gap in plot line indicates sample not able to be collected due to site conditions, or that ports were not sampled on the same day of the quarterly event.

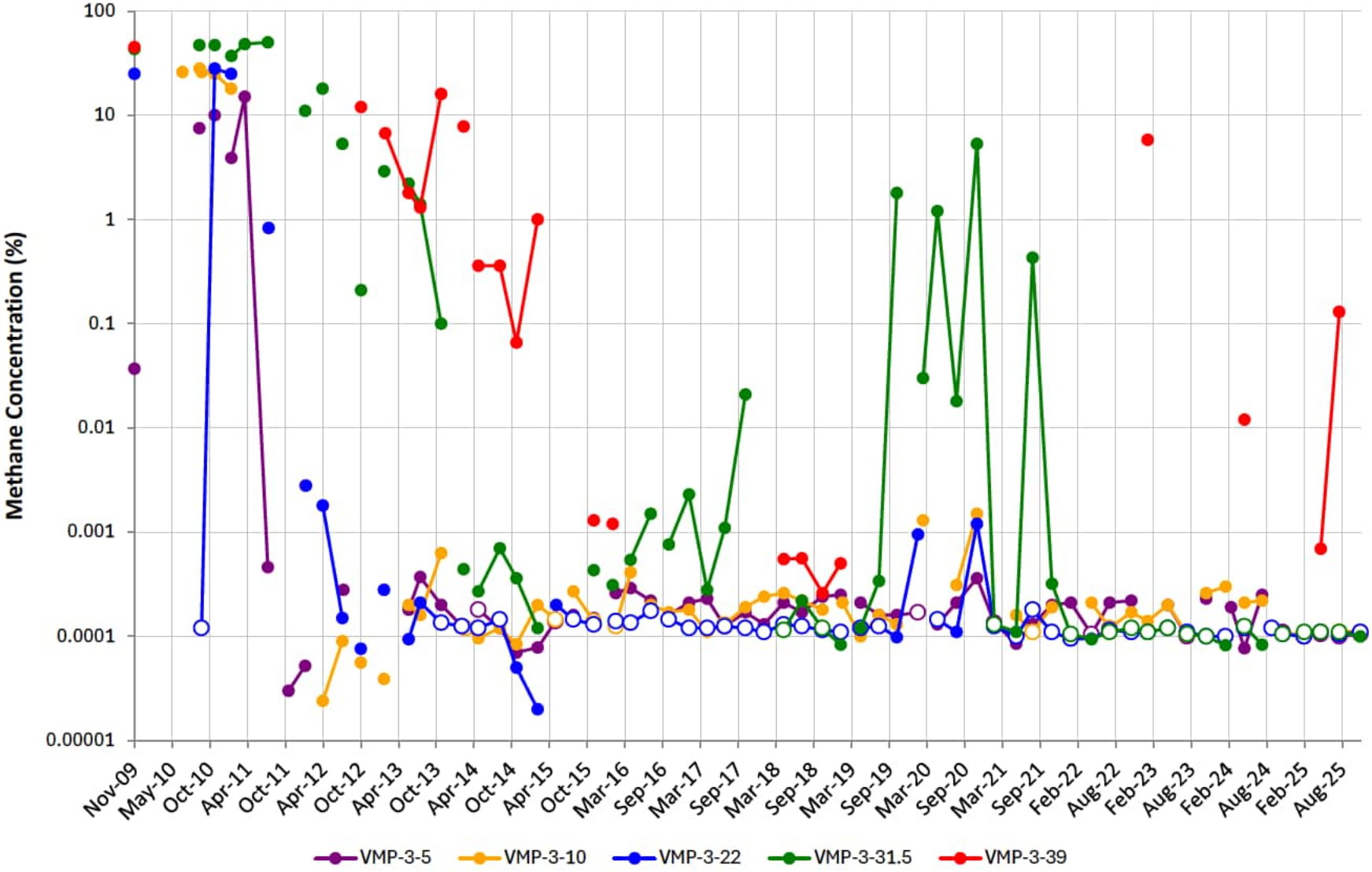

# VMP-4

Note: Open circles are non-detect results shown at ½ the reporting limit (PQL). Maximum result from parent/duplicate pair shown.
Gap in plot line indicates sample not able to be collected due to site conditions, or that ports were not sampled on the same day of the quarterly event.

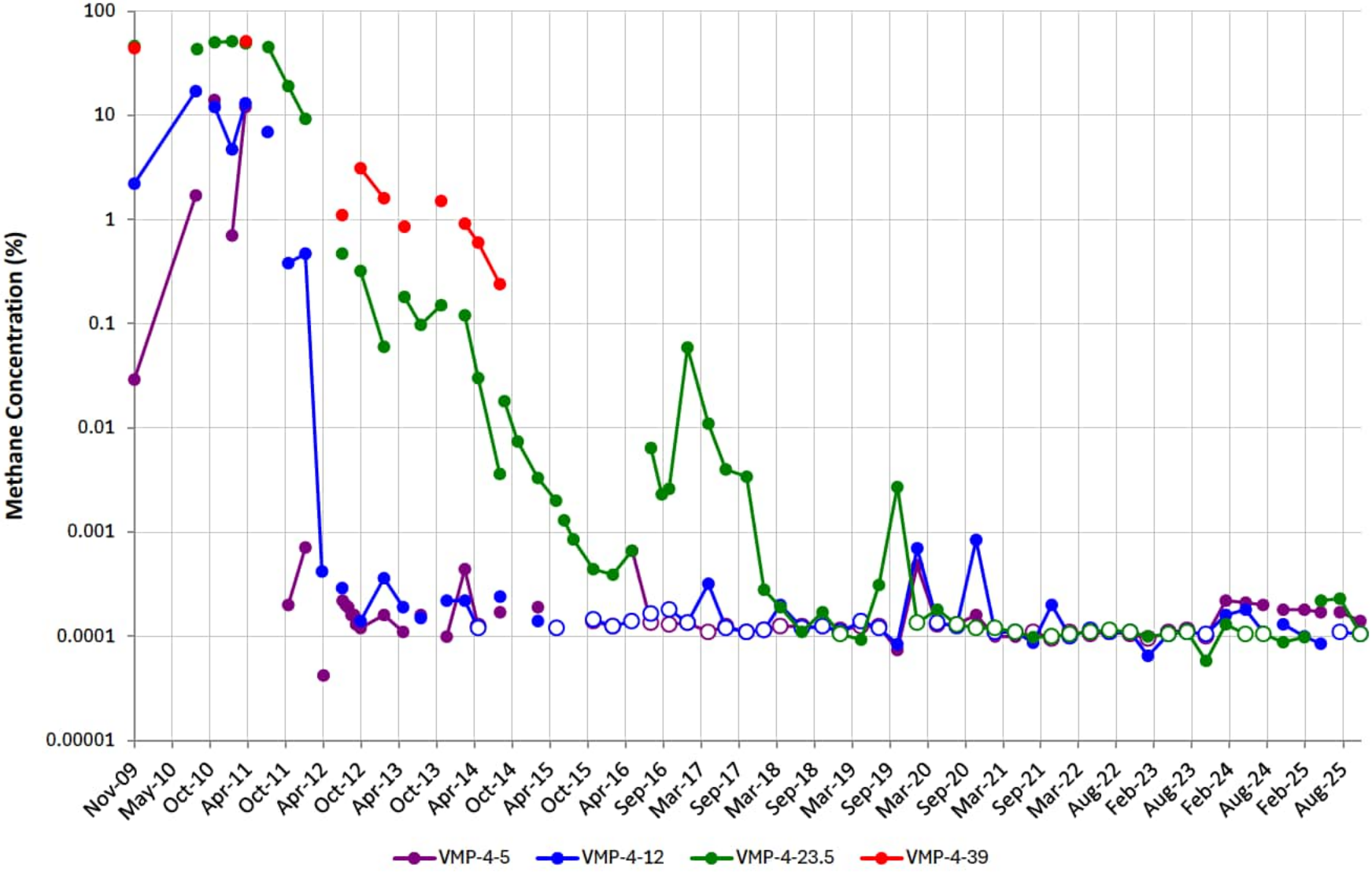

# VMP-5

Note: Open circles are non-detect results shown at ½ the reporting limit (PQL). Maximum result from parent/duplicate pair shown.
Gap in plot line indicates sample not able to be collected due to site conditions, or that ports were not sampled on the same day of the quarterly event.

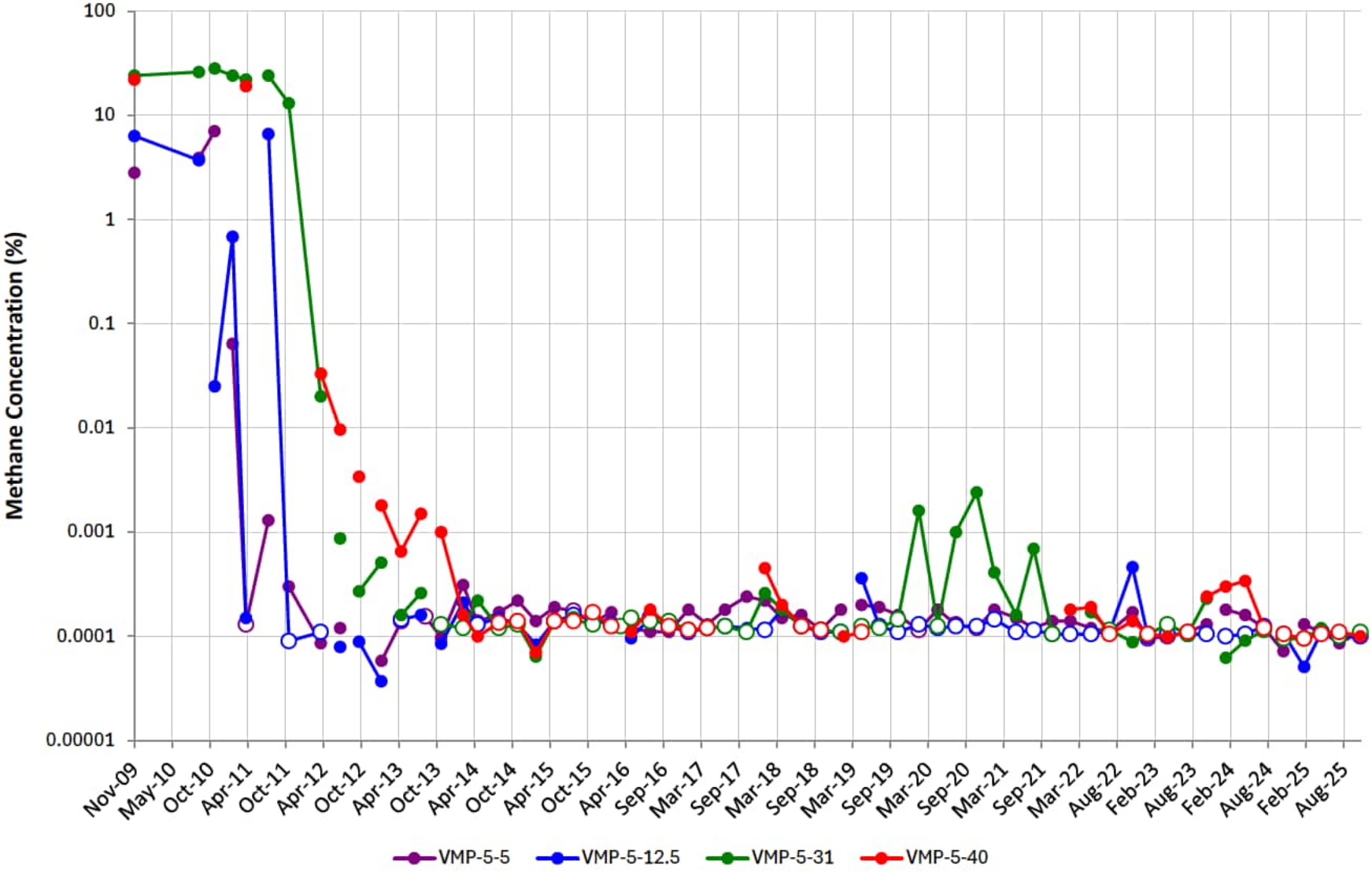

# VMP-6

Note: Open circles are non-detect results shown at ½ the reporting limit (PQL). Maximum result from parent/duplicate pair shown.
Gap in plot line indicates sample not able to be collected due to site conditions, or that ports were not sampled on the same day of the quarterly event.

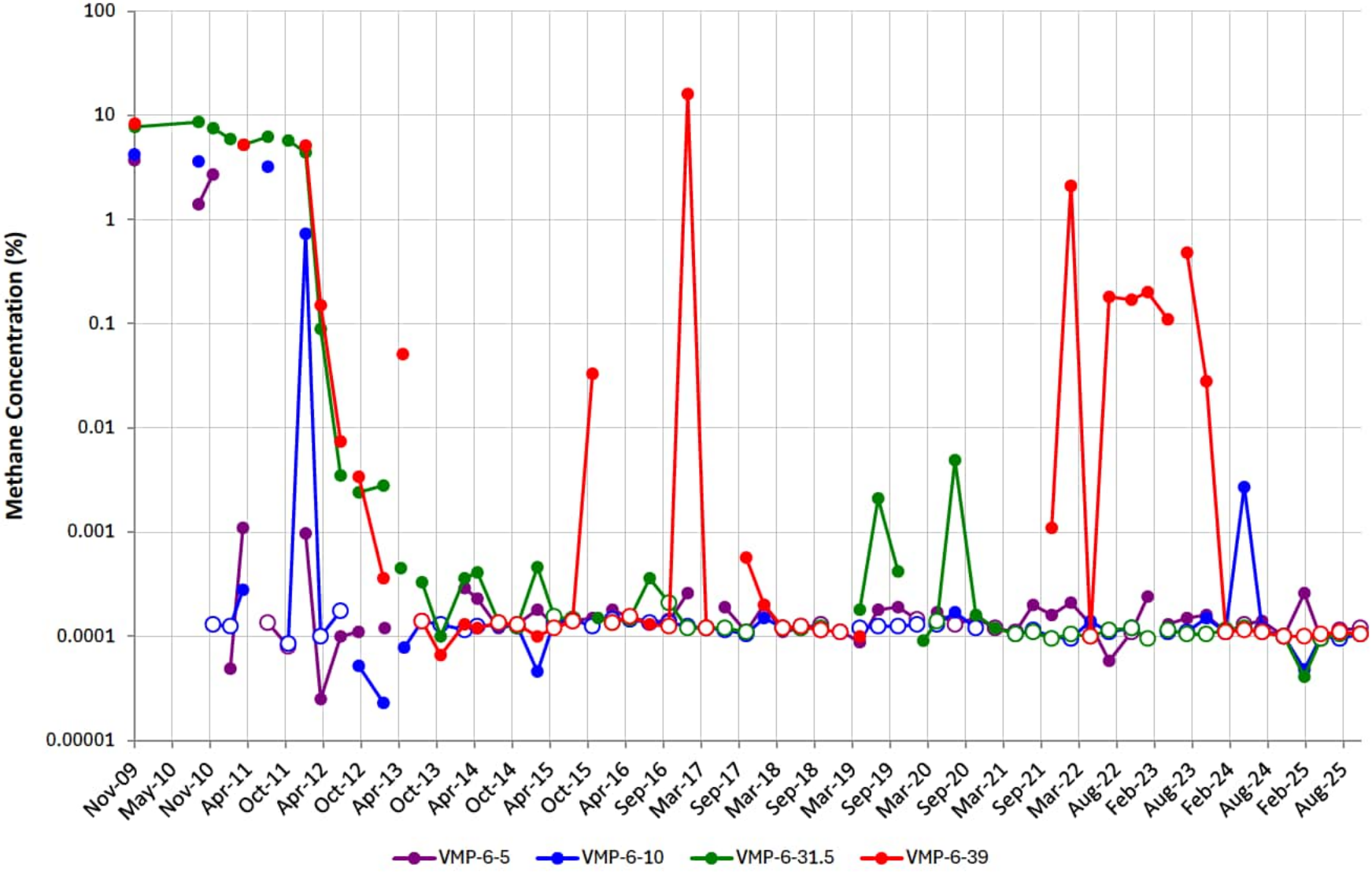

# VMP-7

Note: Open circles are non-detect results shown at ½ the reporting limit (PQL). Maximum result from parent/duplicate pair shown.
Gap in plot line indicates sample not able to be collected due to site conditions, or that ports were not sampled on the same day of the quarterly event.

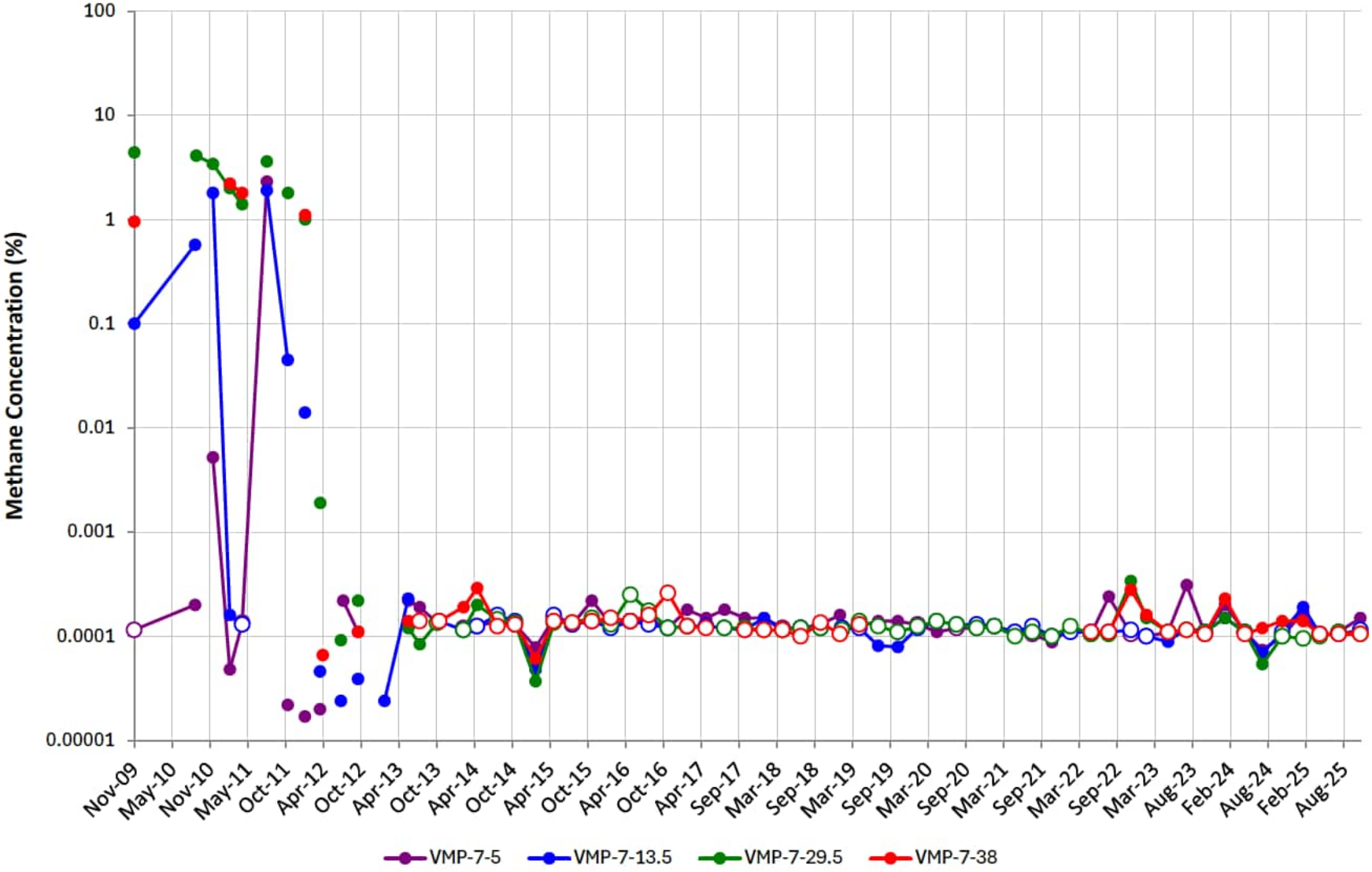

# VMP-8

Note: Open circles are non-detect results shown at ½ the reporting limit (PQL). Maximum result from parent/duplicate pair shown.
Gap in plot line indicates sample not able to be collected due to site conditions, or that ports were not sampled on the same day of the quarterly event.

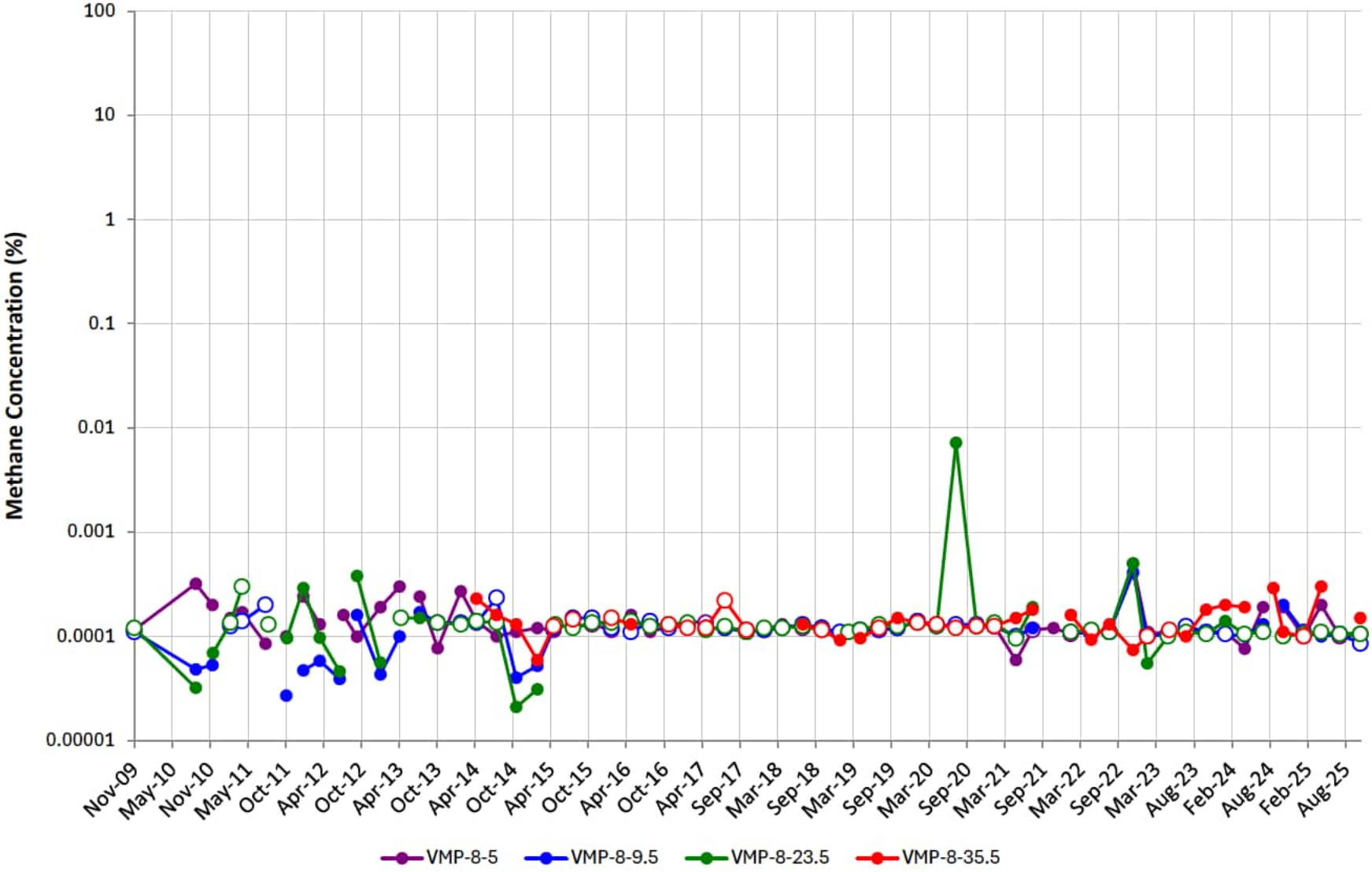

# VMP-9

Note: Open circles are non-detect results shown at ½ the reporting limit (PQL). Maximum result from parent/duplicate pair shown.
Gap in plot line indicates sample not able to be collected due to site conditions, or that ports were not sampled on the same day of the quarterly event.

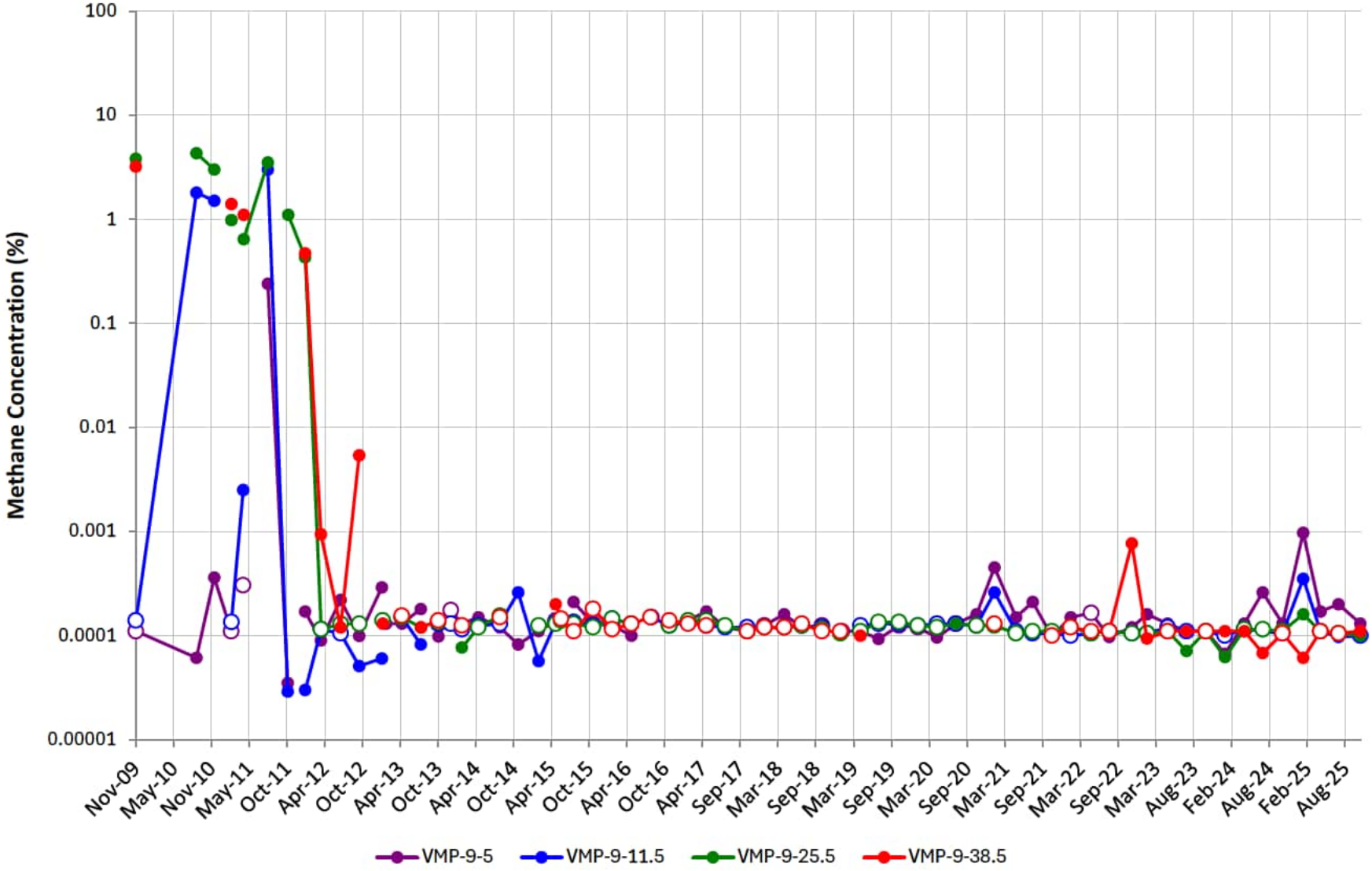

# VMP-10

Note: Open circles are non-detect results shown at ½ the reporting limit (PQL). Maximum result from parent/duplicate pair shown.
Gap in plot line indicates sample not able to be collected due to site conditions, or that ports were not sampled on the same day of the quarterly event.

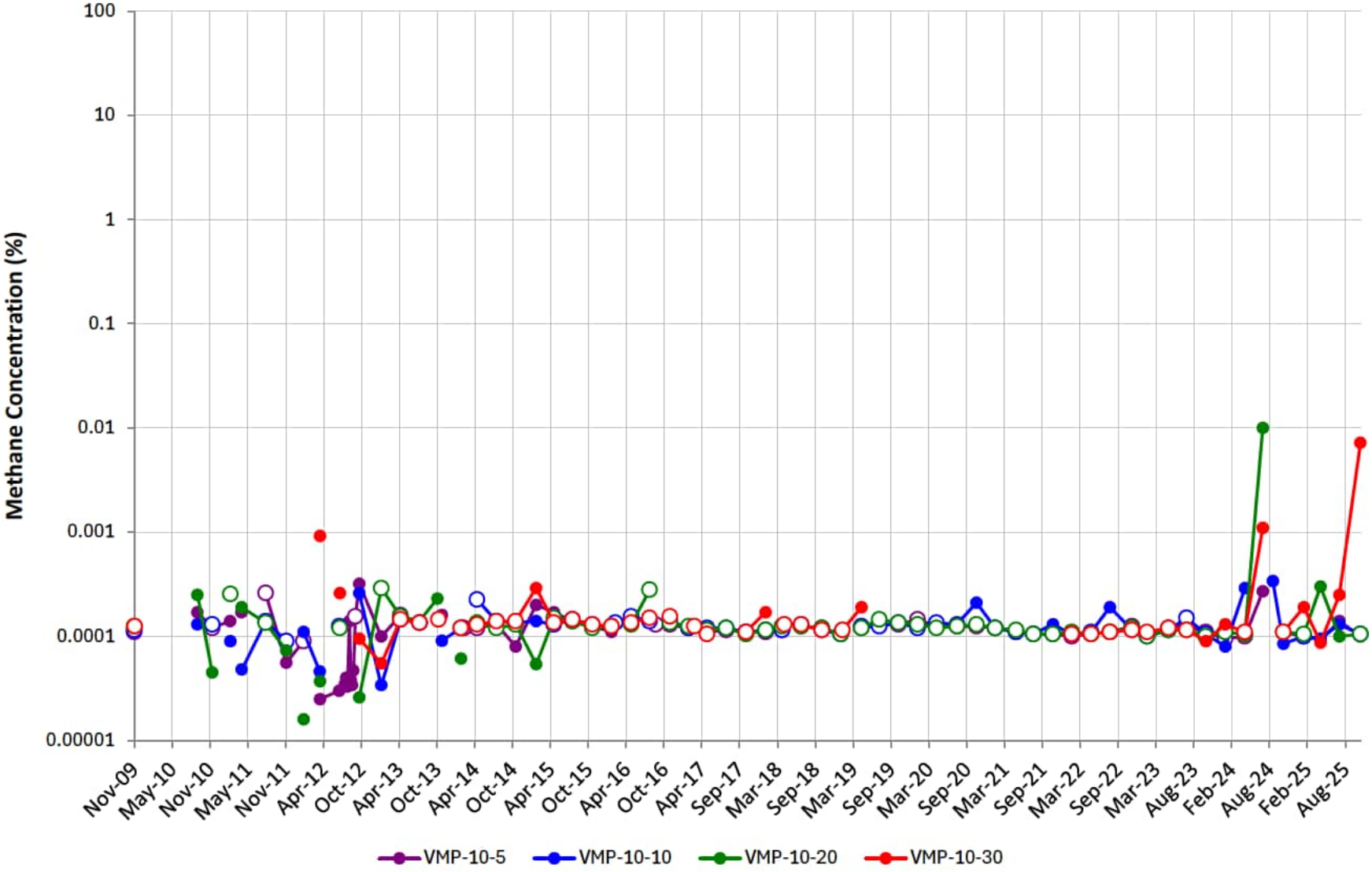

# VMP-11

Note: Open circles are non-detect results shown at ½ the reporting limit (PQL). Maximum result from parent/duplicate pair shown.
Gap in plot line indicates sample not able to be collected due to site conditions, or that ports were not sampled on the same day of the quarterly event.

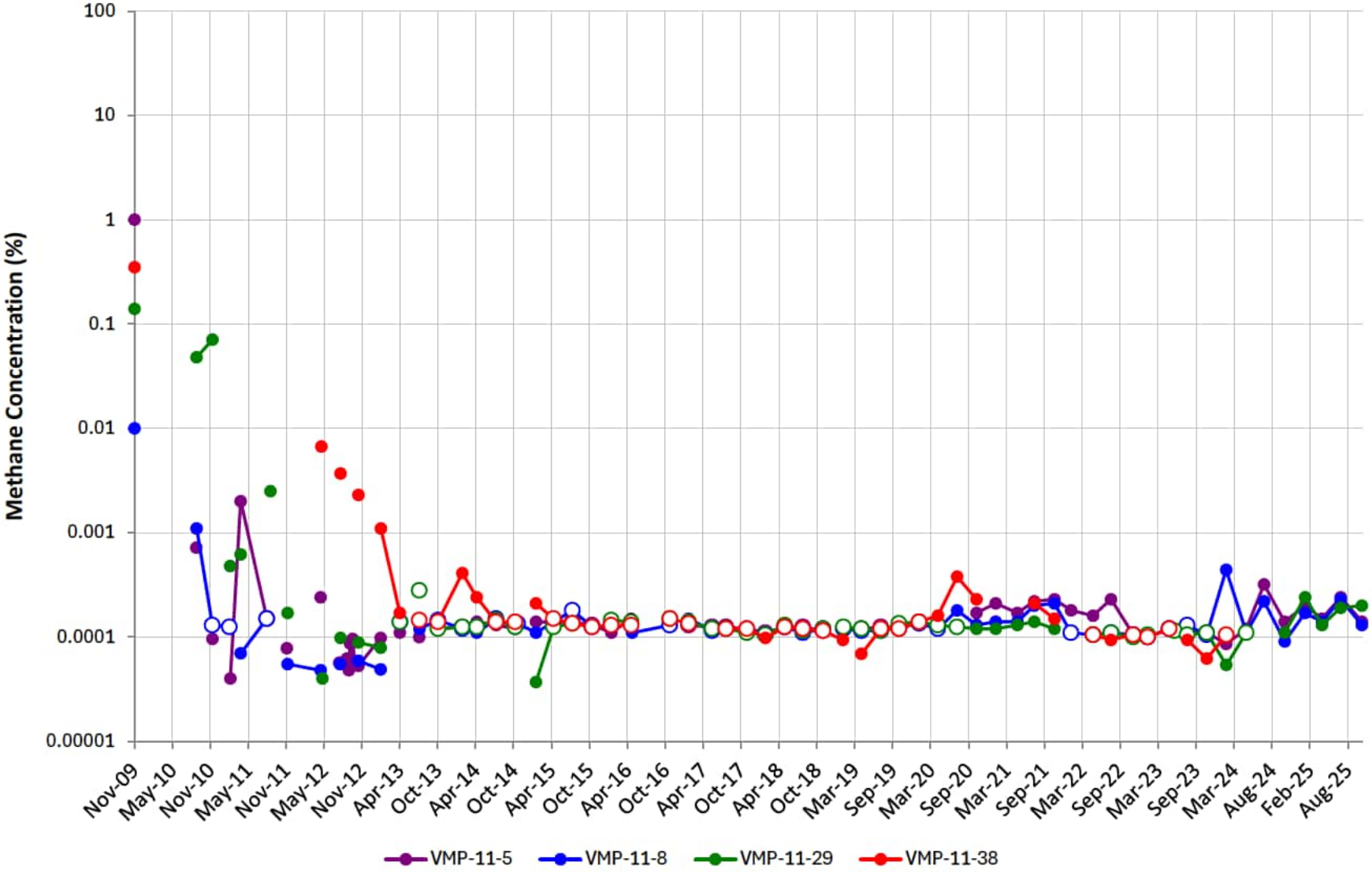

# VMP-12

Note: Open circles are non-detect results shown at ½ the reporting limit (PQL). Maximum result from parent/duplicate pair shown.
Gap in plot line indicates sample not able to be collected due to site conditions, or that ports were not sampled on the same day of the quarterly event.

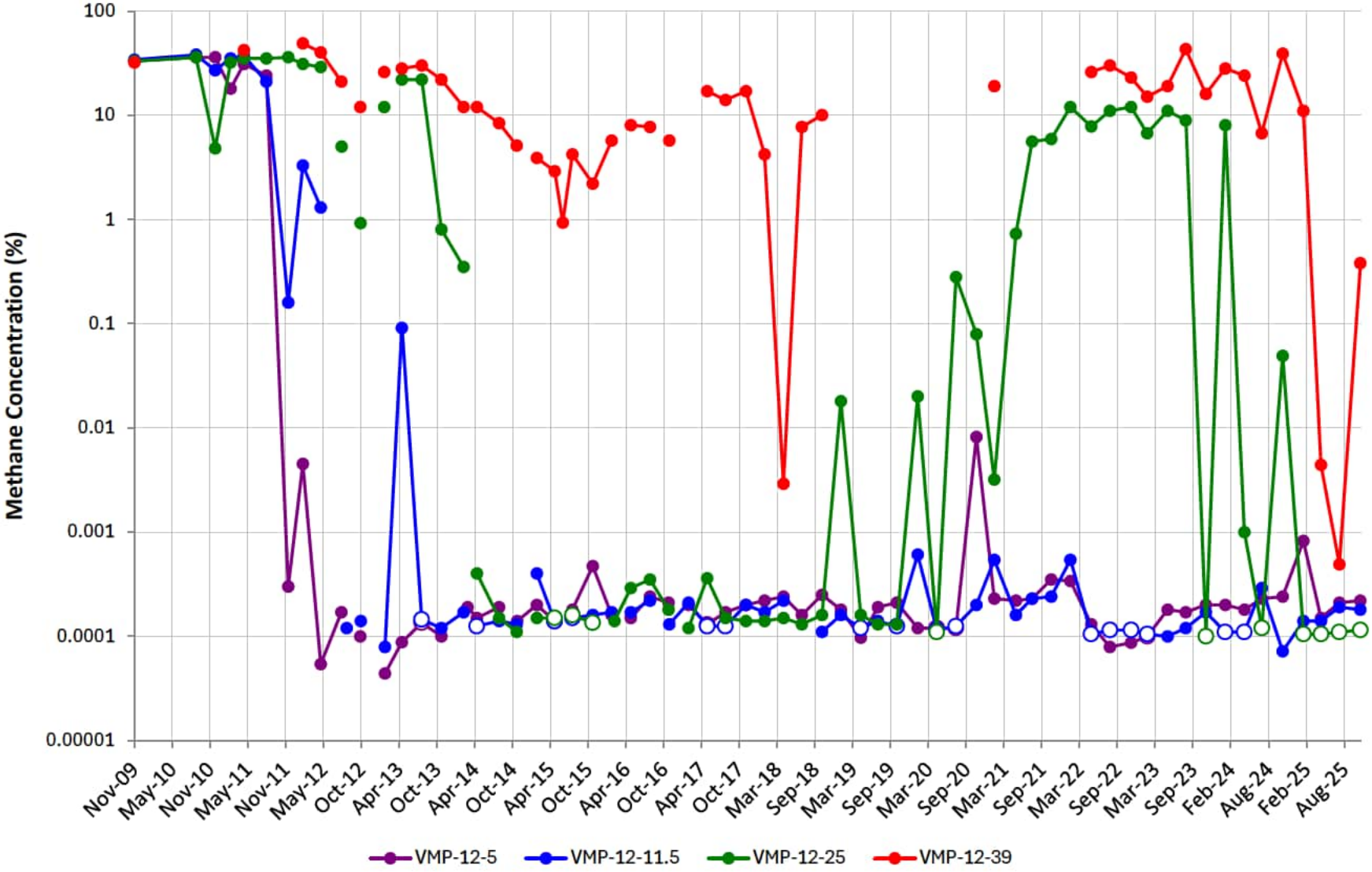

# VMP-13

Note: Open circles are non-detect results shown at ½ the reporting limit (PQL). Maximum result from parent/duplicate pair shown.
Gap in plot line indicates sample not able to be collected due to site conditions, or that ports were not sampled on the same day of the quarterly event.

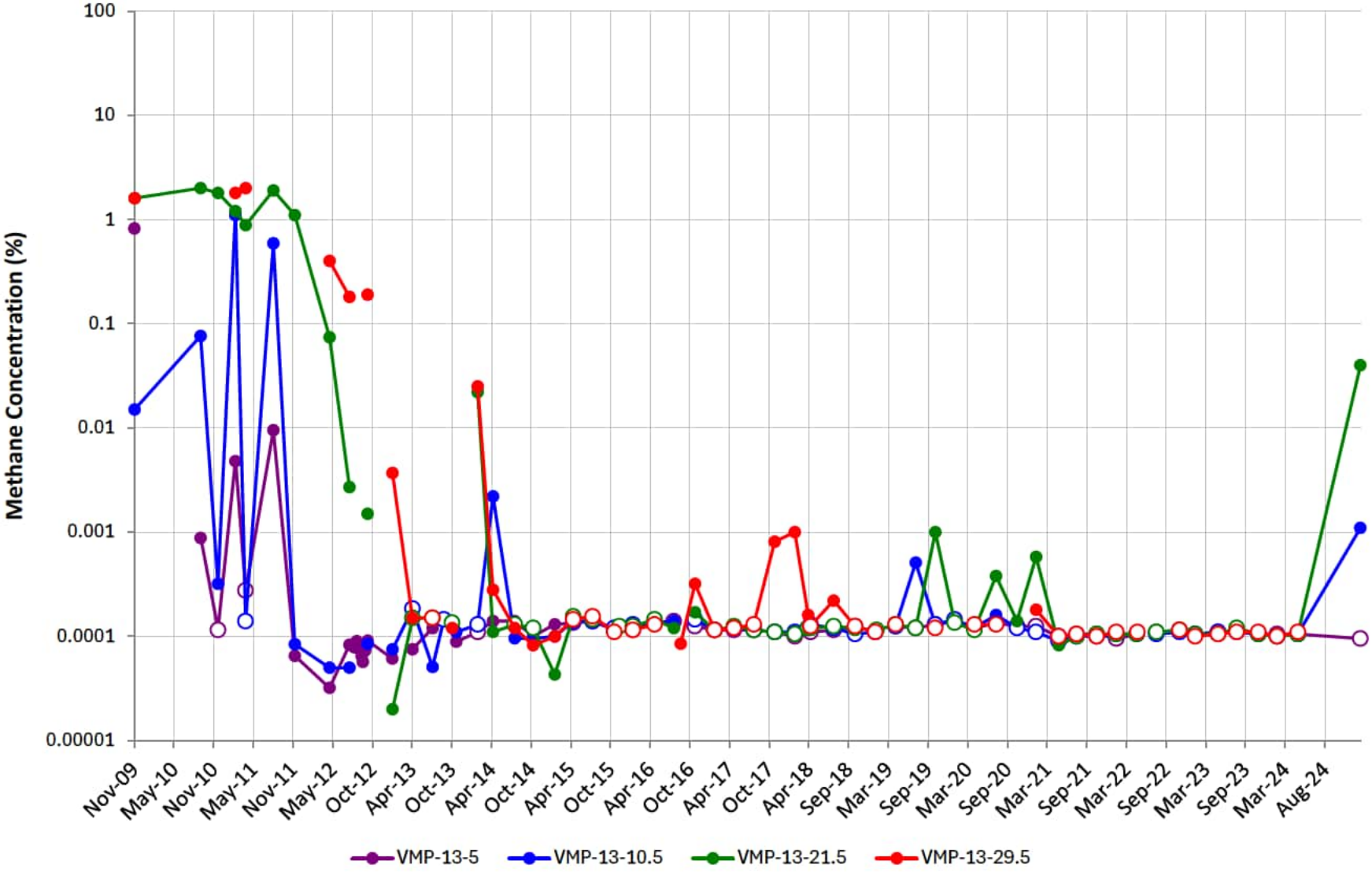

# VMP-14

Note: Open circles are non-detect results shown at ½ the reporting limit (PQL). Maximum result from parent/duplicate pair shown.
Gap in plot line indicates sample not able to be collected due to site conditions, or that ports were not sampled on the same day of the quarterly event.

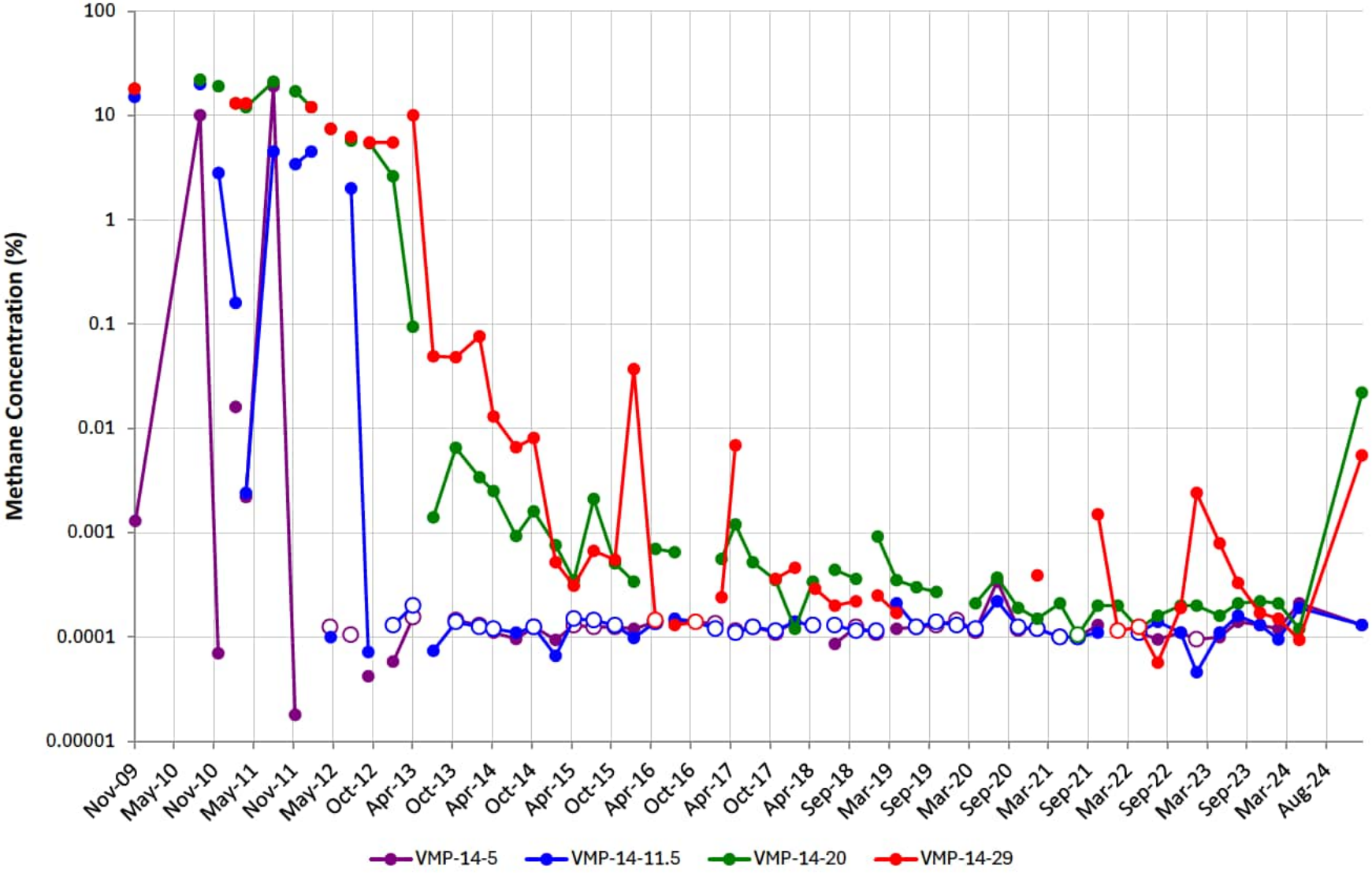

# VMP-15

Note: Open circles are non-detect results shown at ½ the reporting limit (PQL). Maximum result from parent/duplicate pair shown.
Gap in plot line indicates sample not able to be collected due to site conditions, or that ports were not sampled on the same day of the quarterly event.

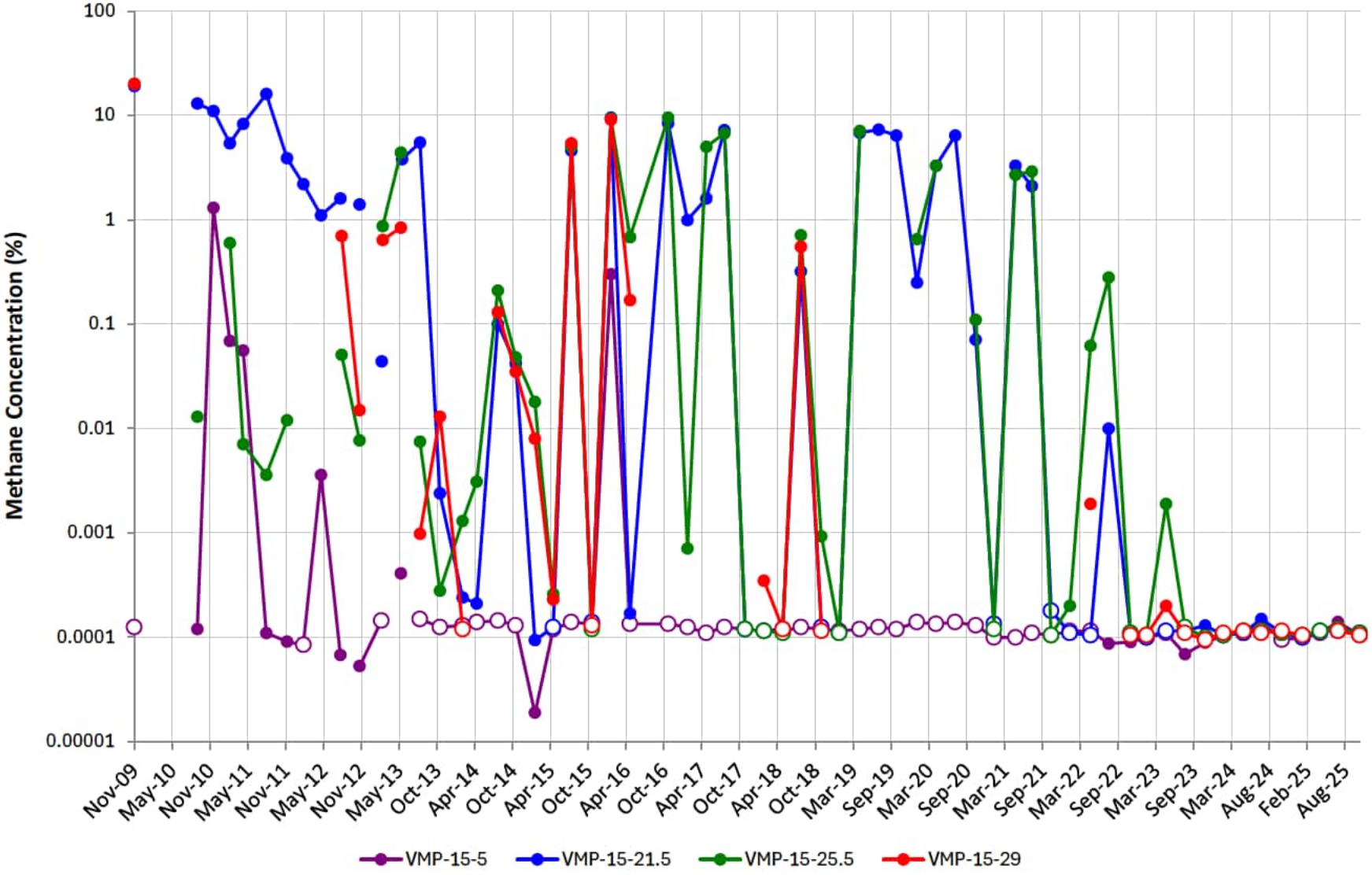

# VMP-16

Note: Open circles are non-detect results shown at ½ the reporting limit (PQL). Maximum result from parent/duplicate pair shown.
Gap in plot line indicates sample not able to be collected due to site conditions, or that ports were not sampled on the same day of the quarterly event.

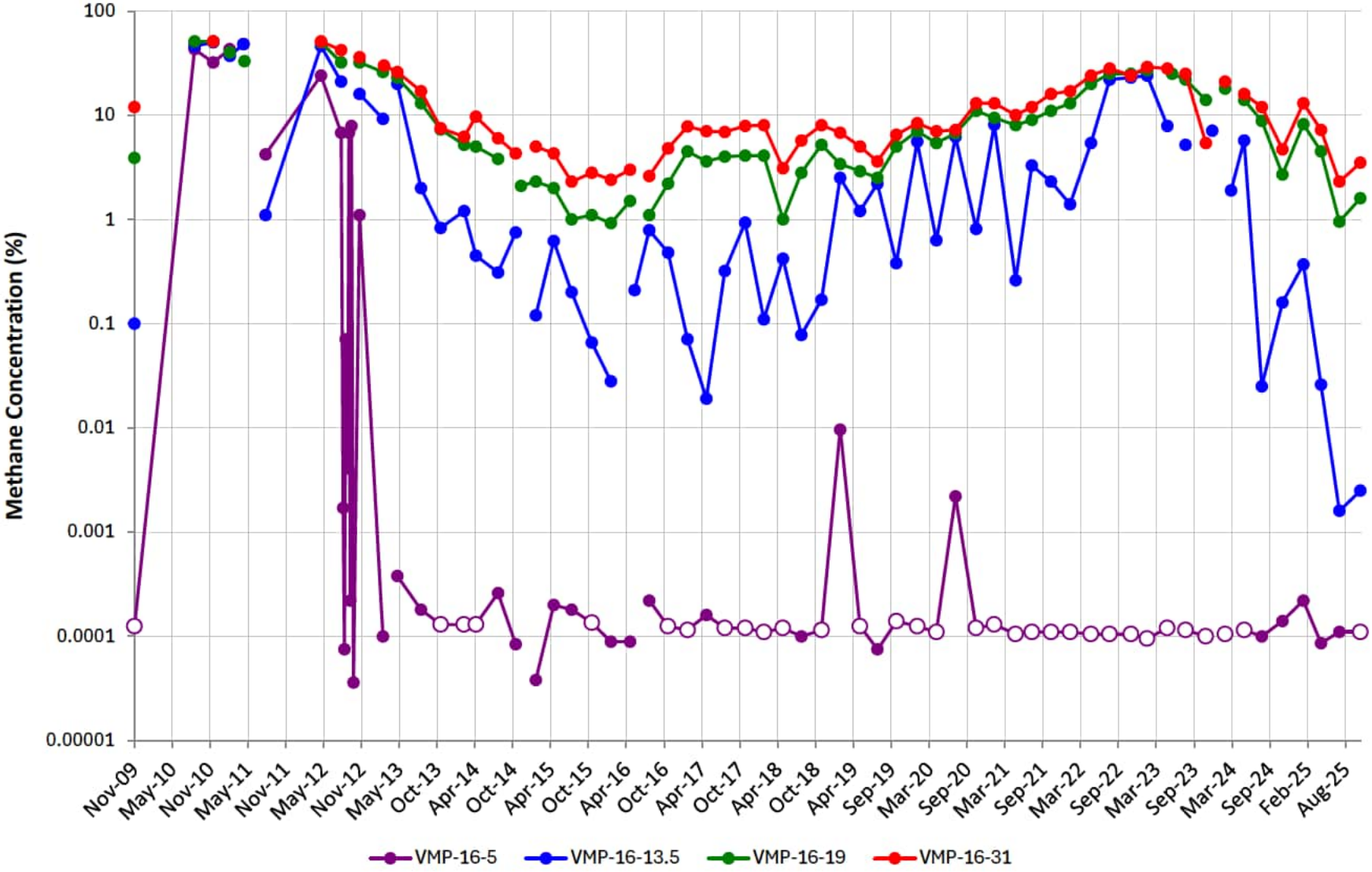

# VMP-17

Note: Open circles are non-detect results shown at ½ the reporting limit (PQL). Maximum result from parent/duplicate pair shown.
Gap in plot line indicates sample not able to be collected due to site conditions, or that ports were not sampled on the same day of the quarterly event.

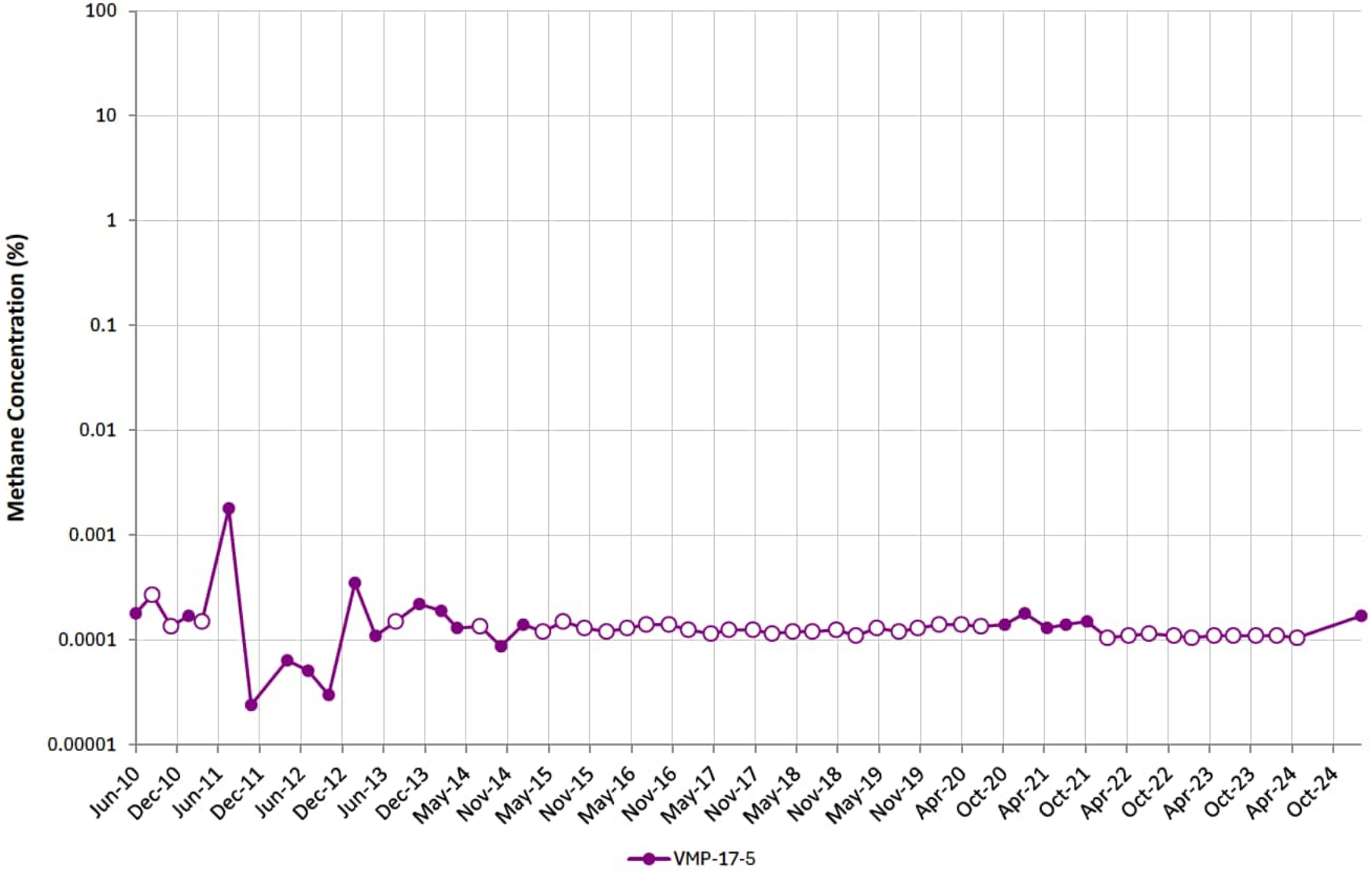

# VMP-18

Note: Open circles are non-detect results shown at ½ the reporting limit (PQL). Maximum result from parent/duplicate pair shown.
Gap in plot line indicates sample not able to be collected due to site conditions, or that ports were not sampled on the same day of the quarterly event.

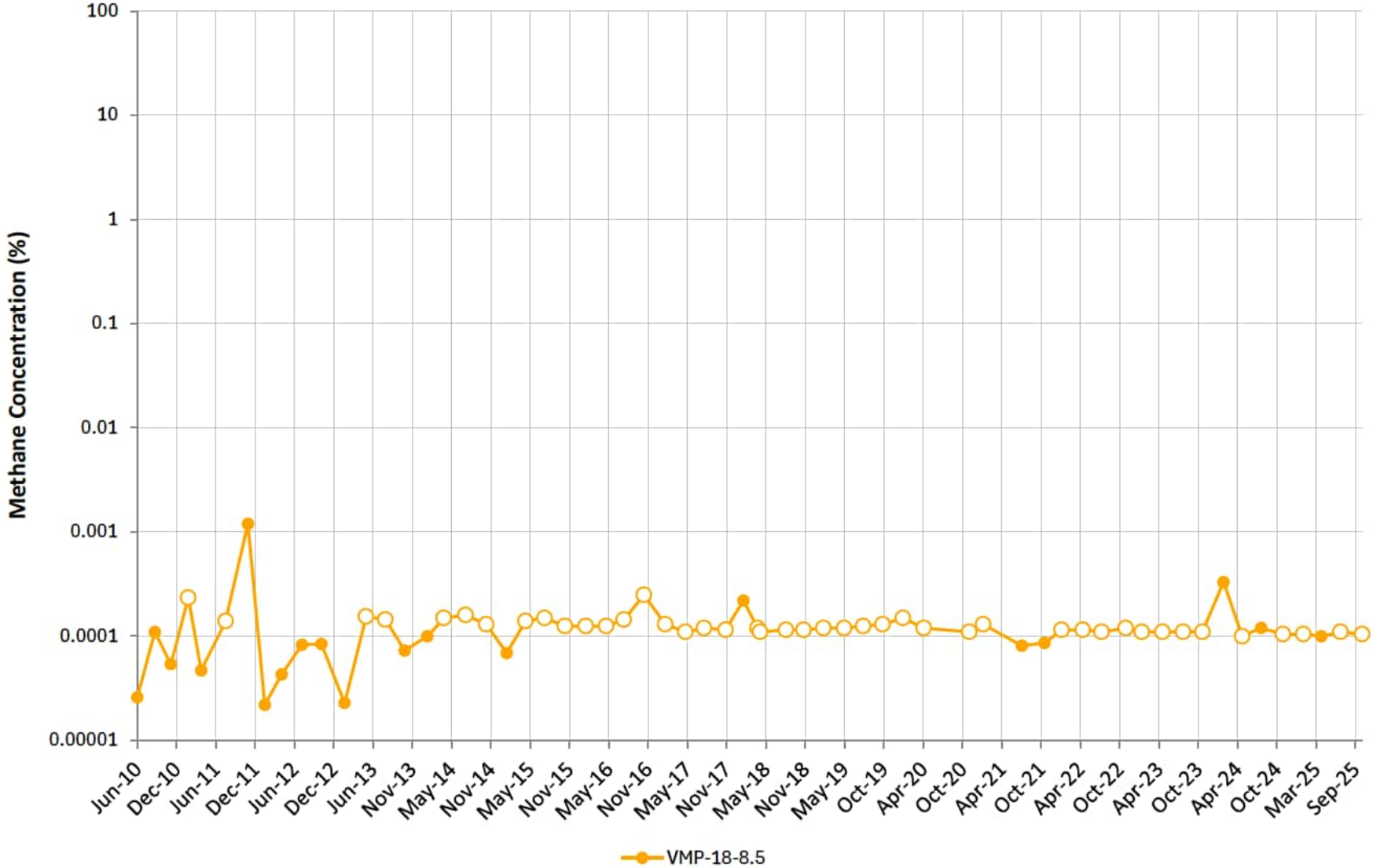

# VMP-19

Note: Open circles are non-detect results shown at ½ the reporting limit (PQL). Maximum result from parent/duplicate pair shown.
Gap in plot line indicates sample not able to be collected due to site conditions, or that ports were not sampled on the same day of the quarterly event.

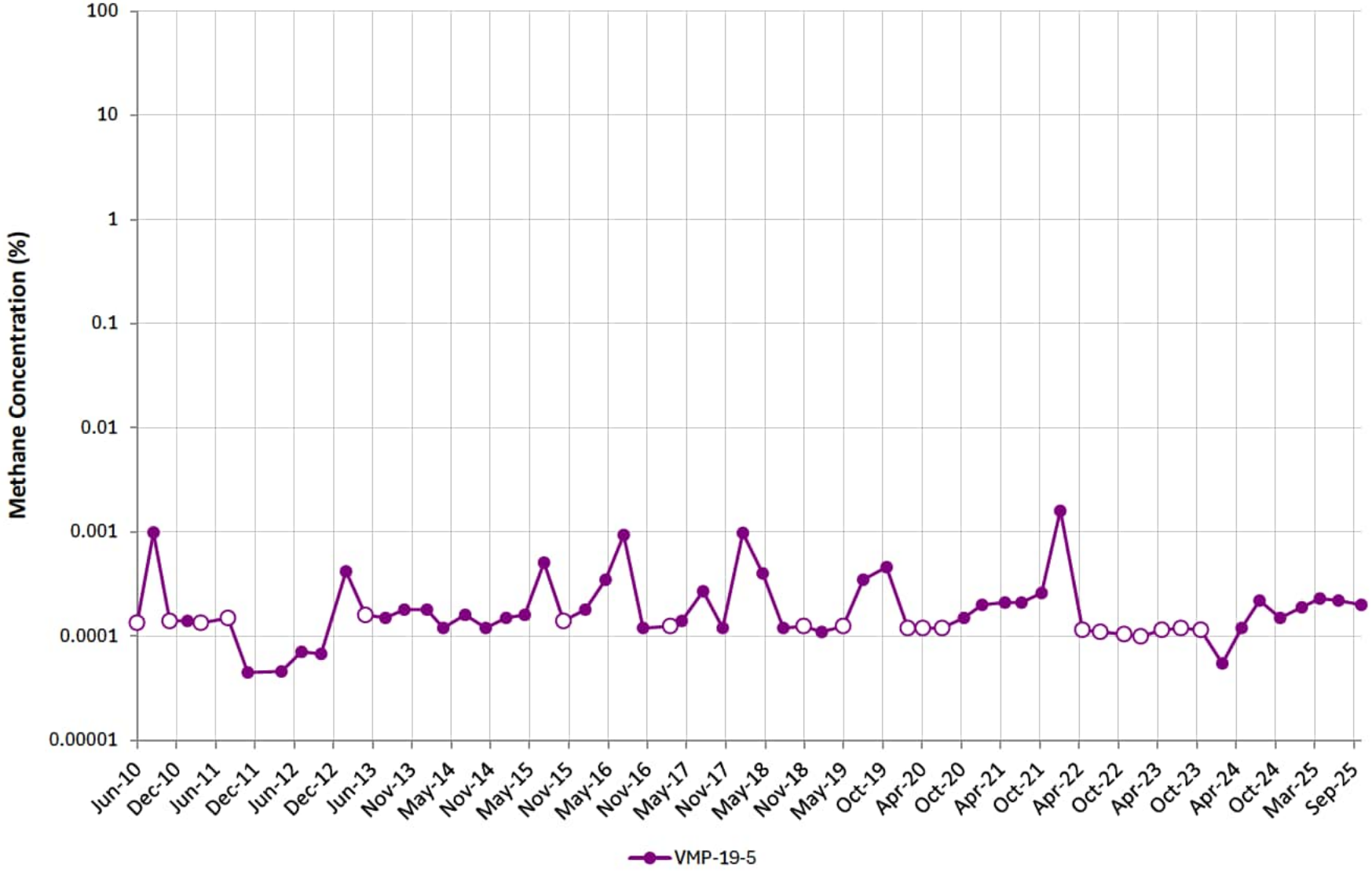

# VMP-20

Note: Open circles are non-detect results shown at ½ the reporting limit (PQL). Maximum result from parent/duplicate pair shown.
Gap in plot line indicates sample not able to be collected due to site conditions, or that ports were not sampled on the same day of the quarterly event.

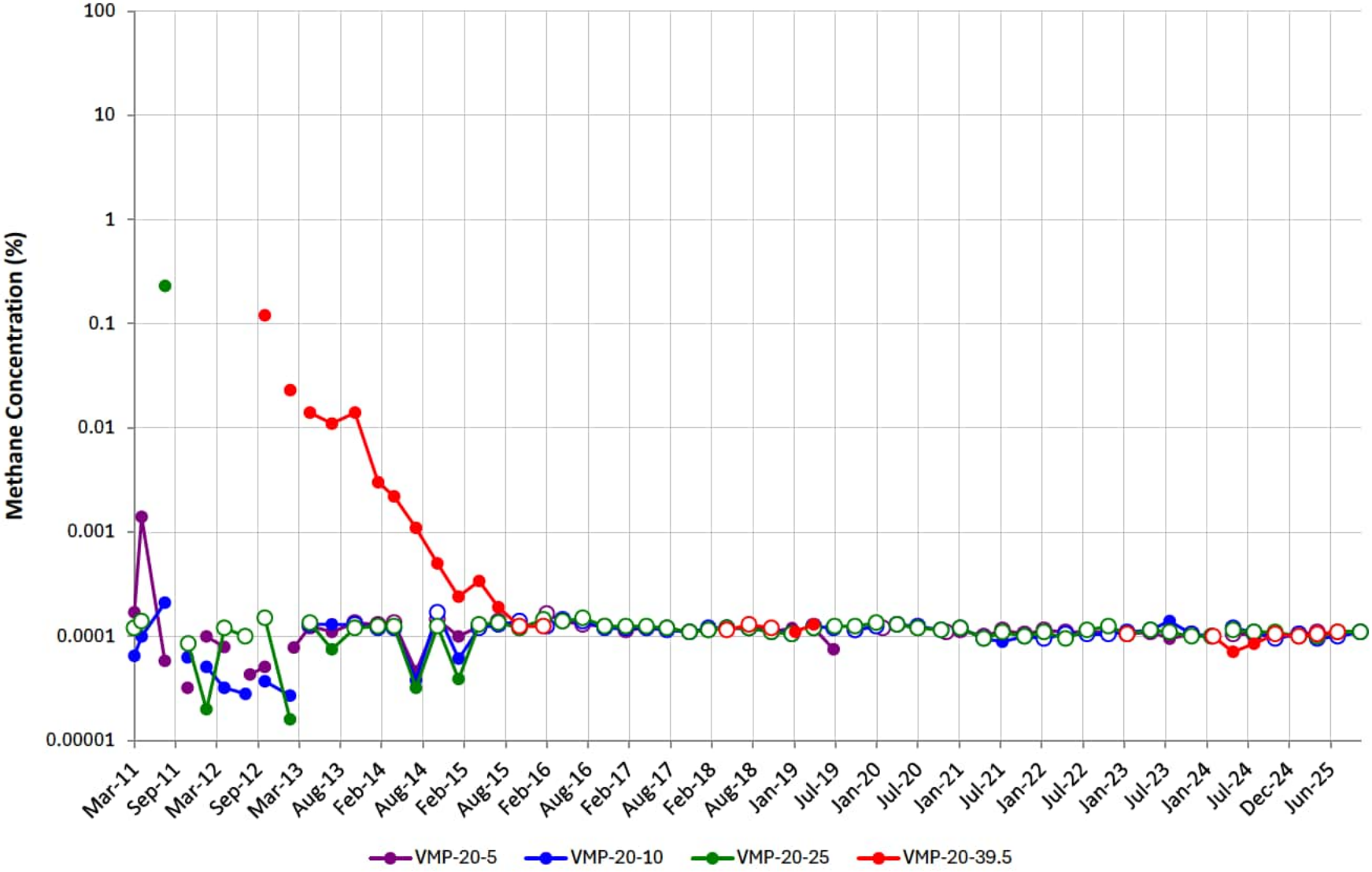

# VMP-21

Note: Open circles are non-detect results shown at ½ the reporting limit (PQL). Maximum result from parent/duplicate pair shown.
Gap in plot line indicates sample not able to be collected due to site conditions, or that ports were not sampled on the same day of the quarterly event.

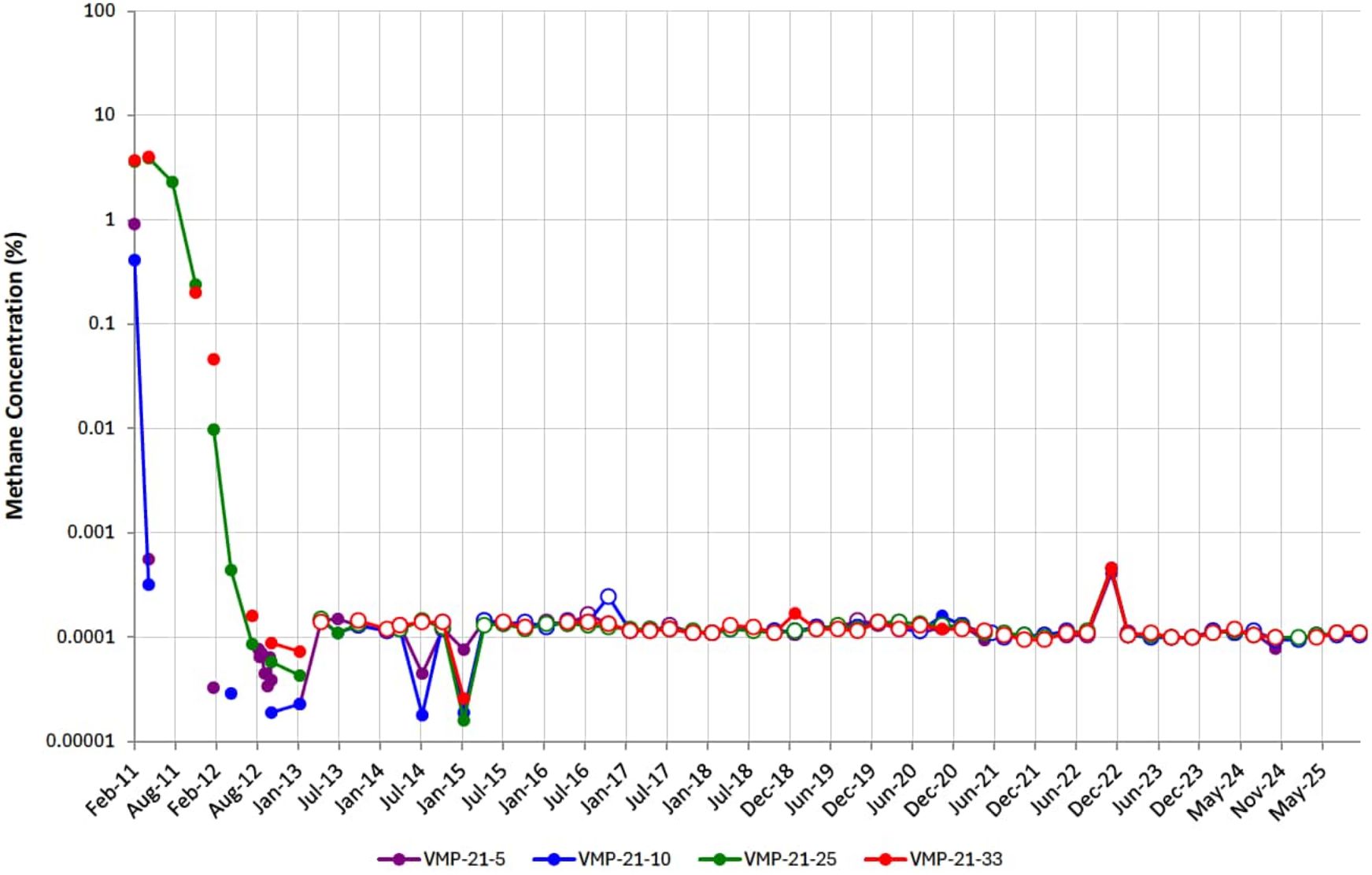

# VMP-22

Note: Open circles are non-detect results shown at ½ the reporting limit (PQL). Maximum result from parent/duplicate pair shown.
Gap in plot line indicates sample not able to be collected due to site conditions, or that ports were not sampled on the same day of the quarterly event.

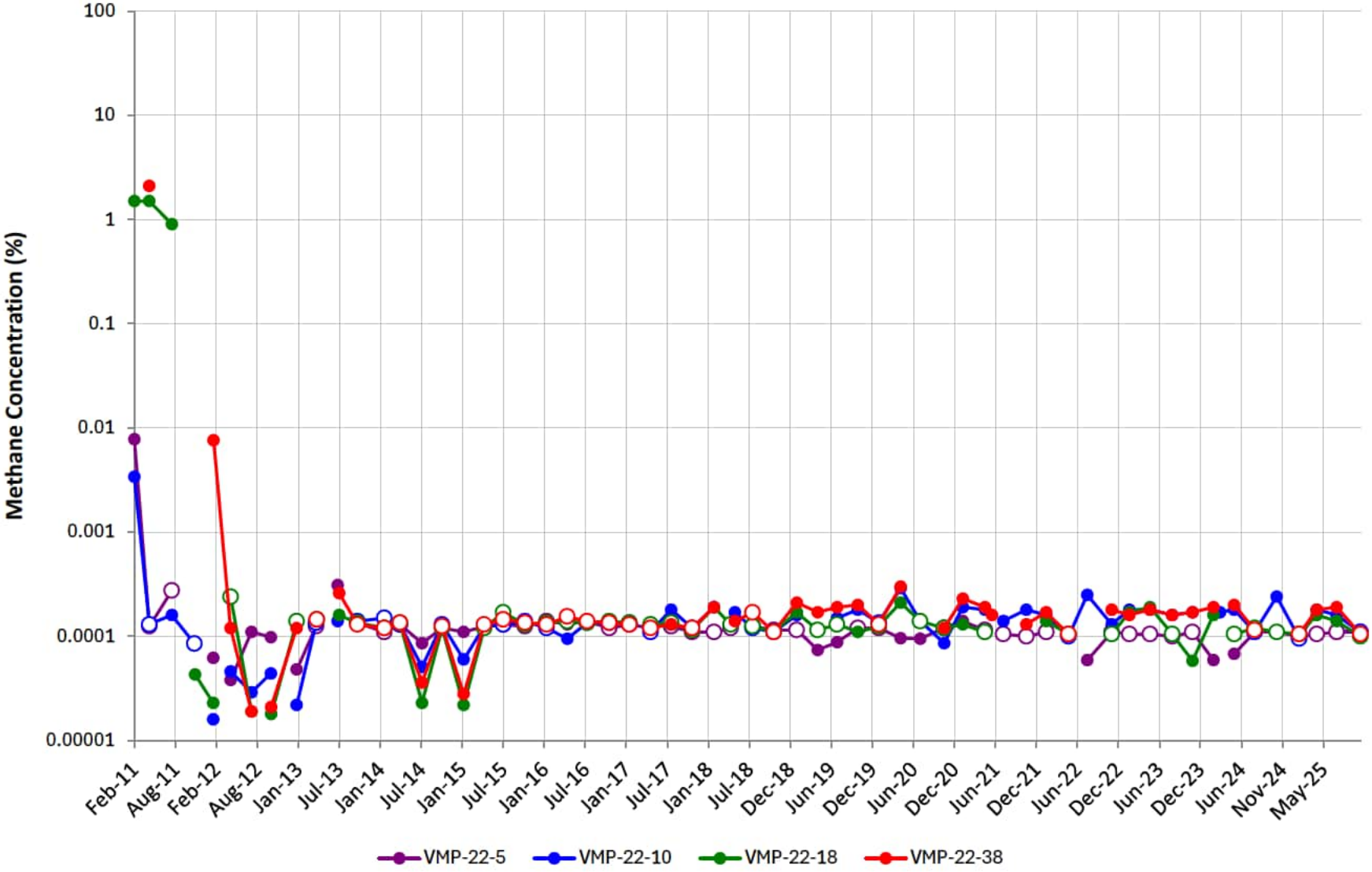

# VMP-23

Note: Open circles are non-detect results shown at ½ the reporting limit (PQL). Maximum result from parent/duplicate pair shown.
Gap in plot line indicates sample not able to be collected due to site conditions, or that ports were not sampled on the same day of the quarterly event.

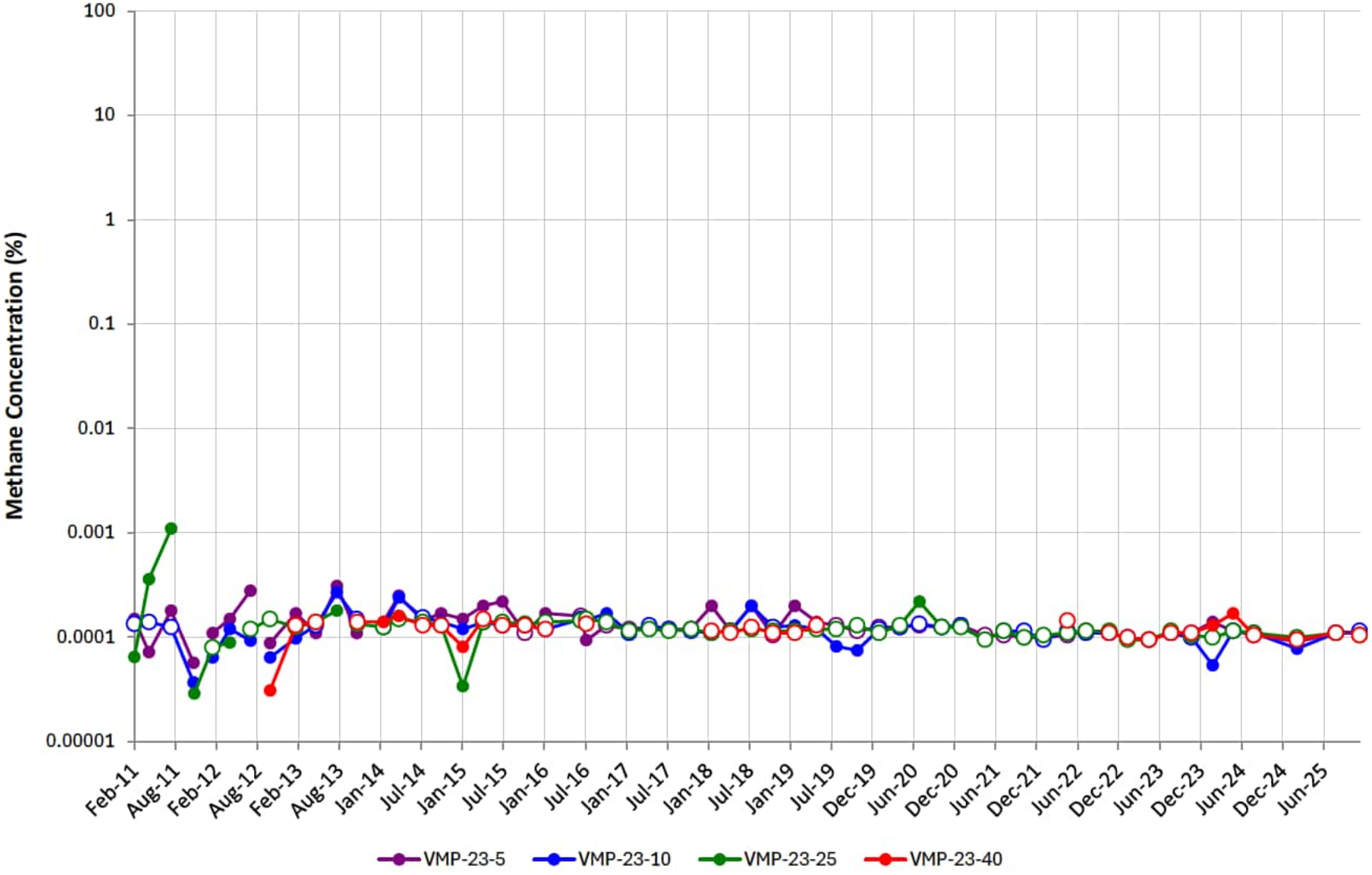

# VMP-24

Note: Open circles are non-detect results shown at ½ the reporting limit (PQL). Maximum result from parent/duplicate pair shown.
Gap in plot line indicates sample not able to be collected due to site conditions, or that ports were not sampled on the same day of the quarterly event.

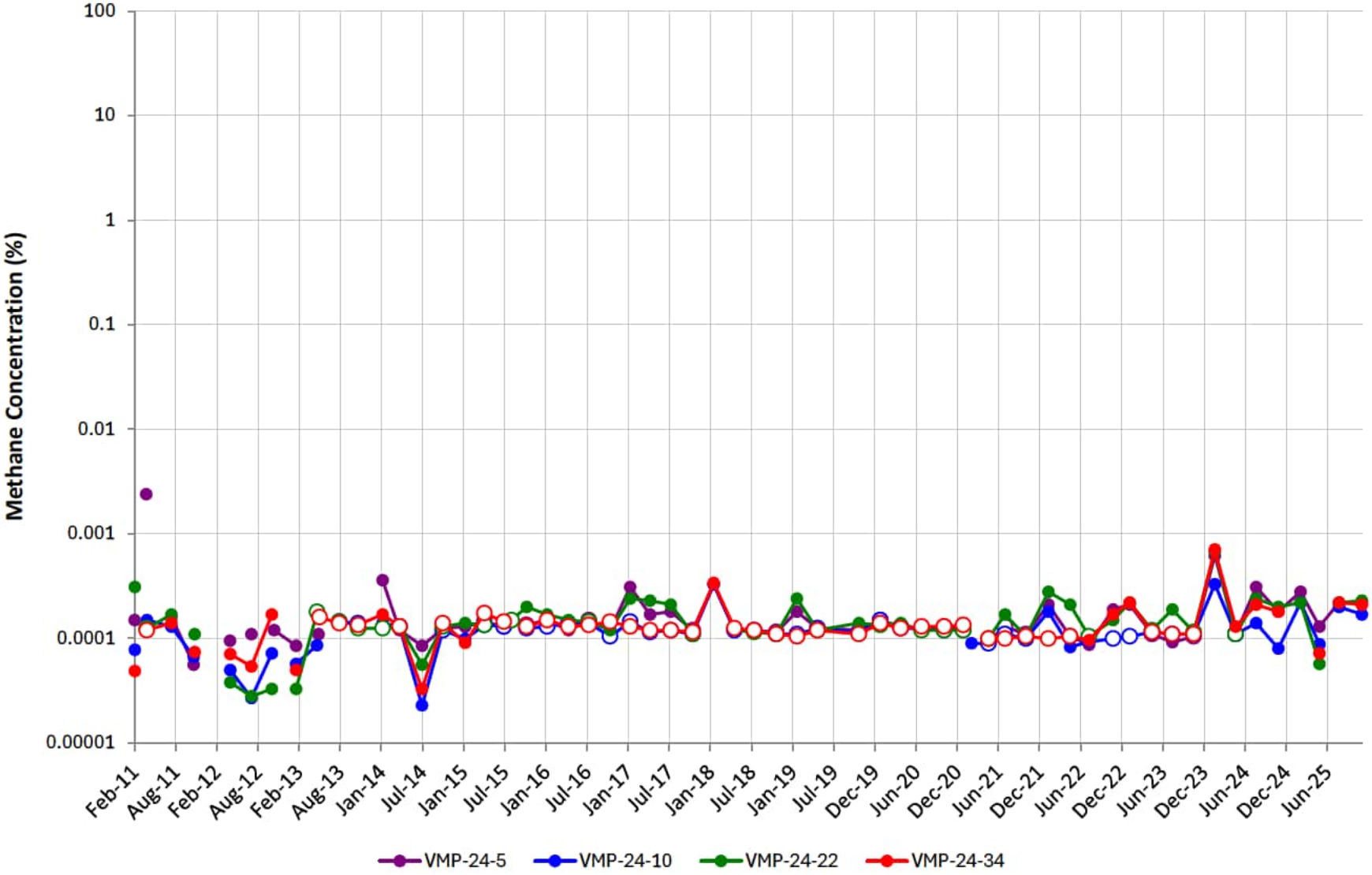

# VMP-25

Note: Open circles are non-detect results shown at ½ the reporting limit (PQL). Maximum result from parent/duplicate pair shown.
Gap in plot line indicates sample not able to be collected due to site conditions, or that ports were not sampled on the same day of the quarterly event.
Effective 2Q18, samples will no longer be collected at VMP-25-31 due to port integrity.

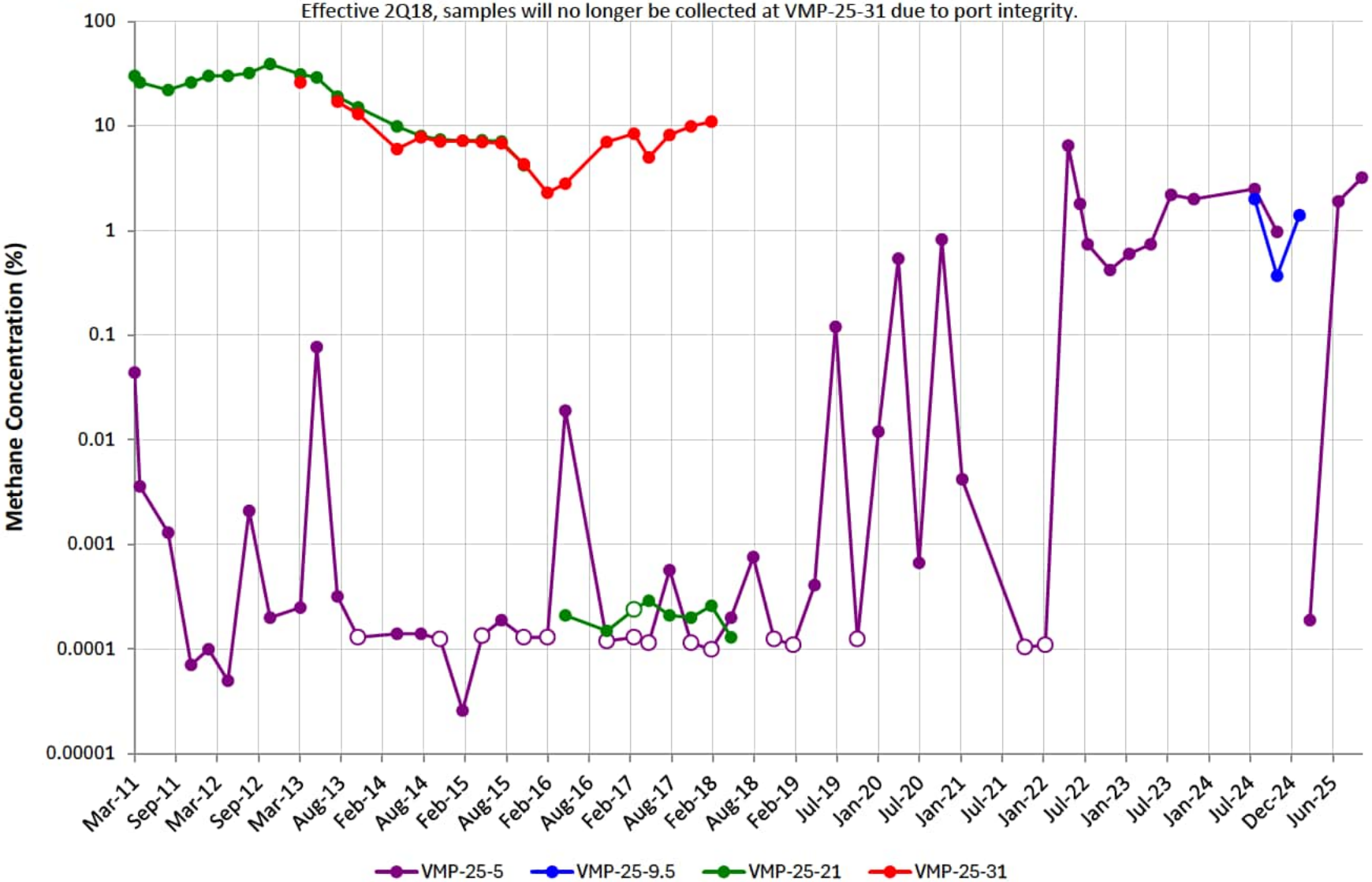

# VMP-32

Note: Open circles are non-detect results shown at ½ the reporting limit (PQL). Maximum result from parent/duplicate pair shown.
Gap in plot line indicates sample not able to be collected due to site conditions, or that ports were not sampled on the same day of the quarterly event.

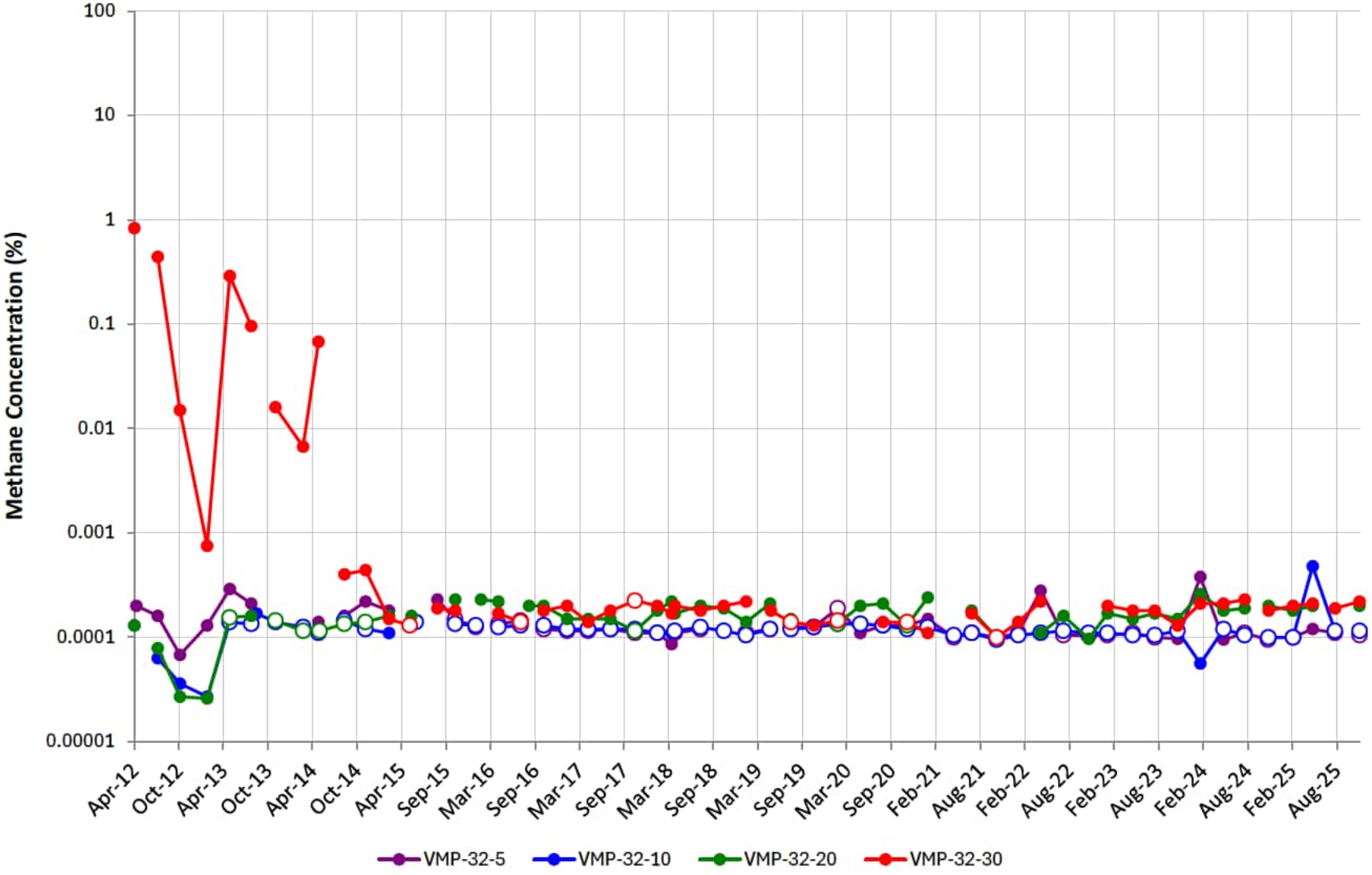

# VMP-41

Note: Open circles are non-detect results shown at ½ the reporting limit (PQL). Maximum result from parent/duplicate pair shown.
Gap in plot line indicates sample not able to be collected due to site conditions, or that ports were not sampled on the same day of the quarterly event.

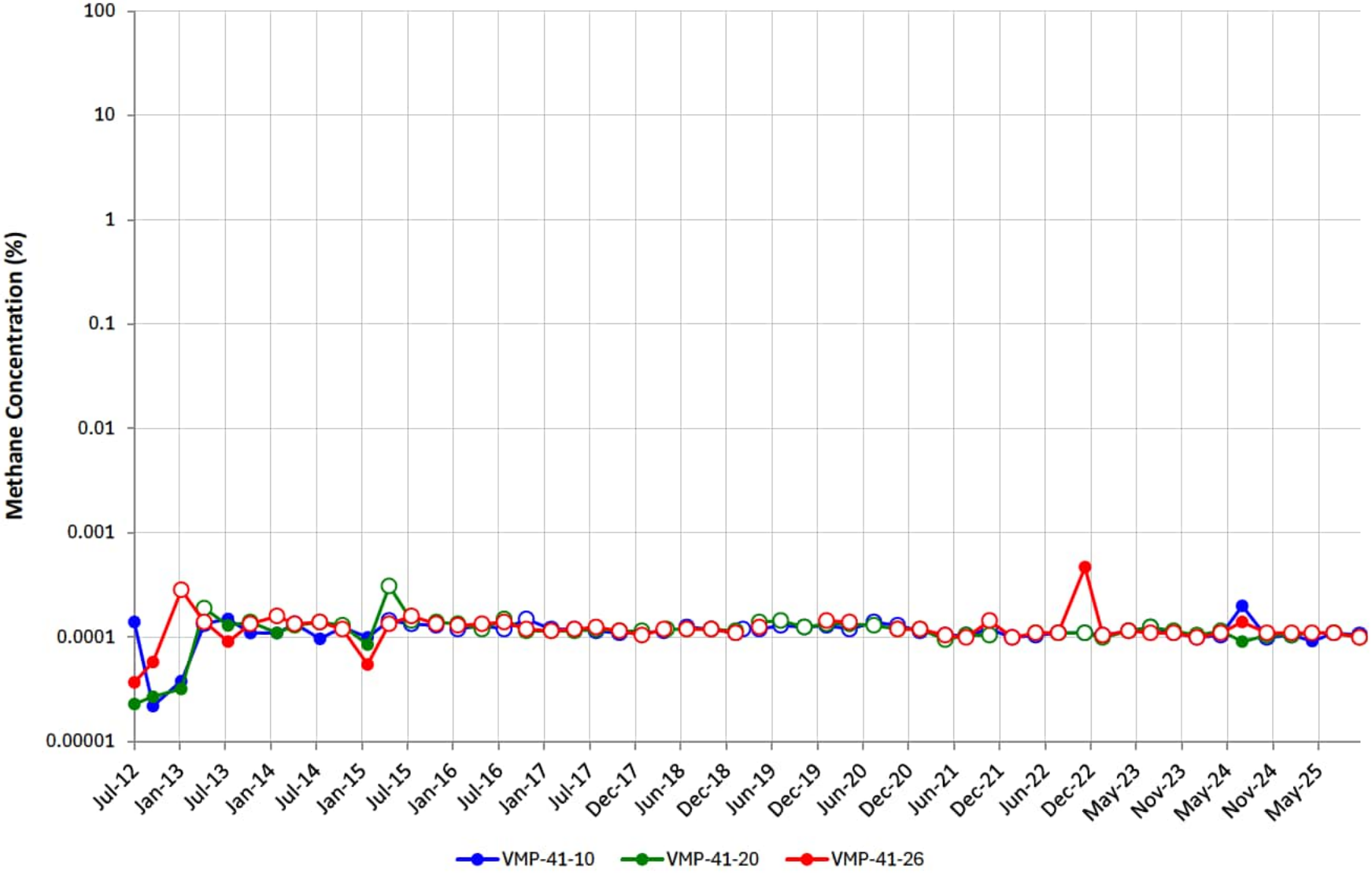

# VMP-42

Note: Open circles are non-detect results shown at ½ the reporting limit (PQL). Maximum result from parent/duplicate pair shown.
Gap in plot line indicates sample not able to be collected due to site conditions, or that ports were not sampled on the same day of the quarterly event.

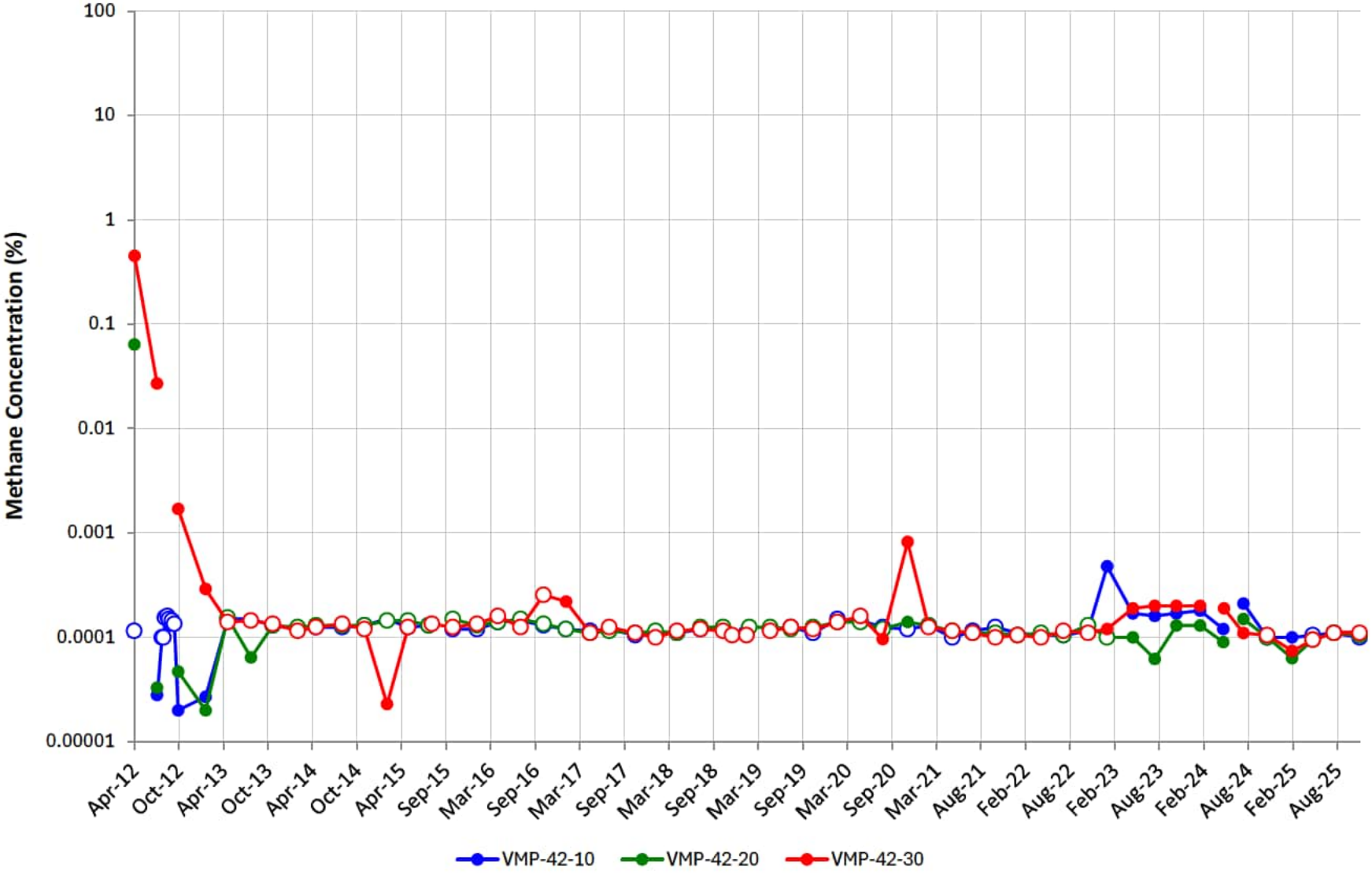

# VMP-43

Note: Open circles are non-detect results shown at ½ the reporting limit (PQL). Maximum result from parent/duplicate pair shown.
Gap in plot line indicates sample not able to be collected due to site conditions, or that ports were not sampled on the same day of the quarterly event.

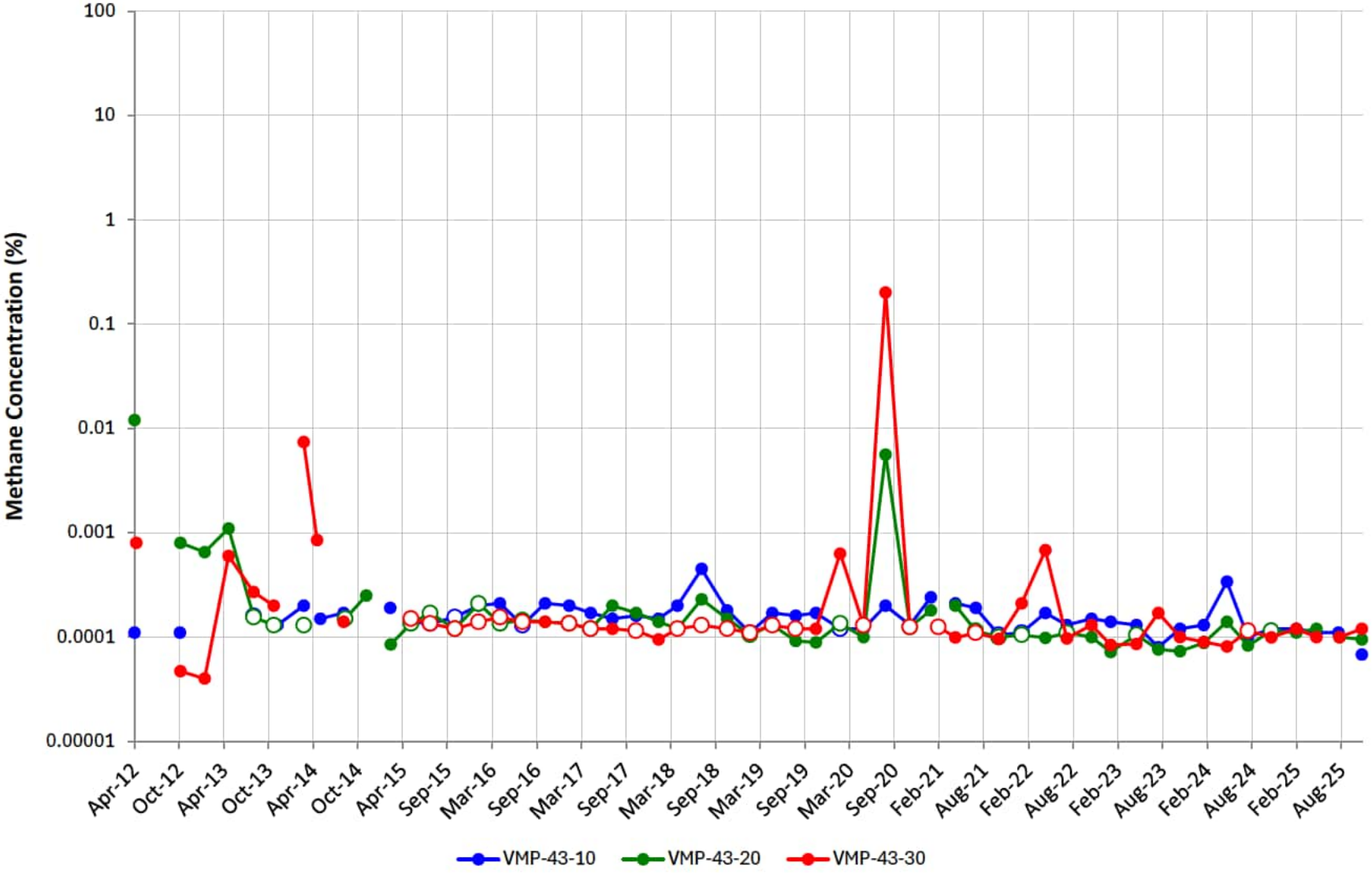

# VMP-44

Note: Open circles are non-detect results shown at ½ the reporting limit (PQL). Maximum result from parent/duplicate pair shown.
Gap in plot line indicates sample not able to be collected due to site conditions, or that ports were not sampled on the same day of the quarterly event.
Effective 4Q20, samples will no longer be collected at VMP-44 due to port integrity.

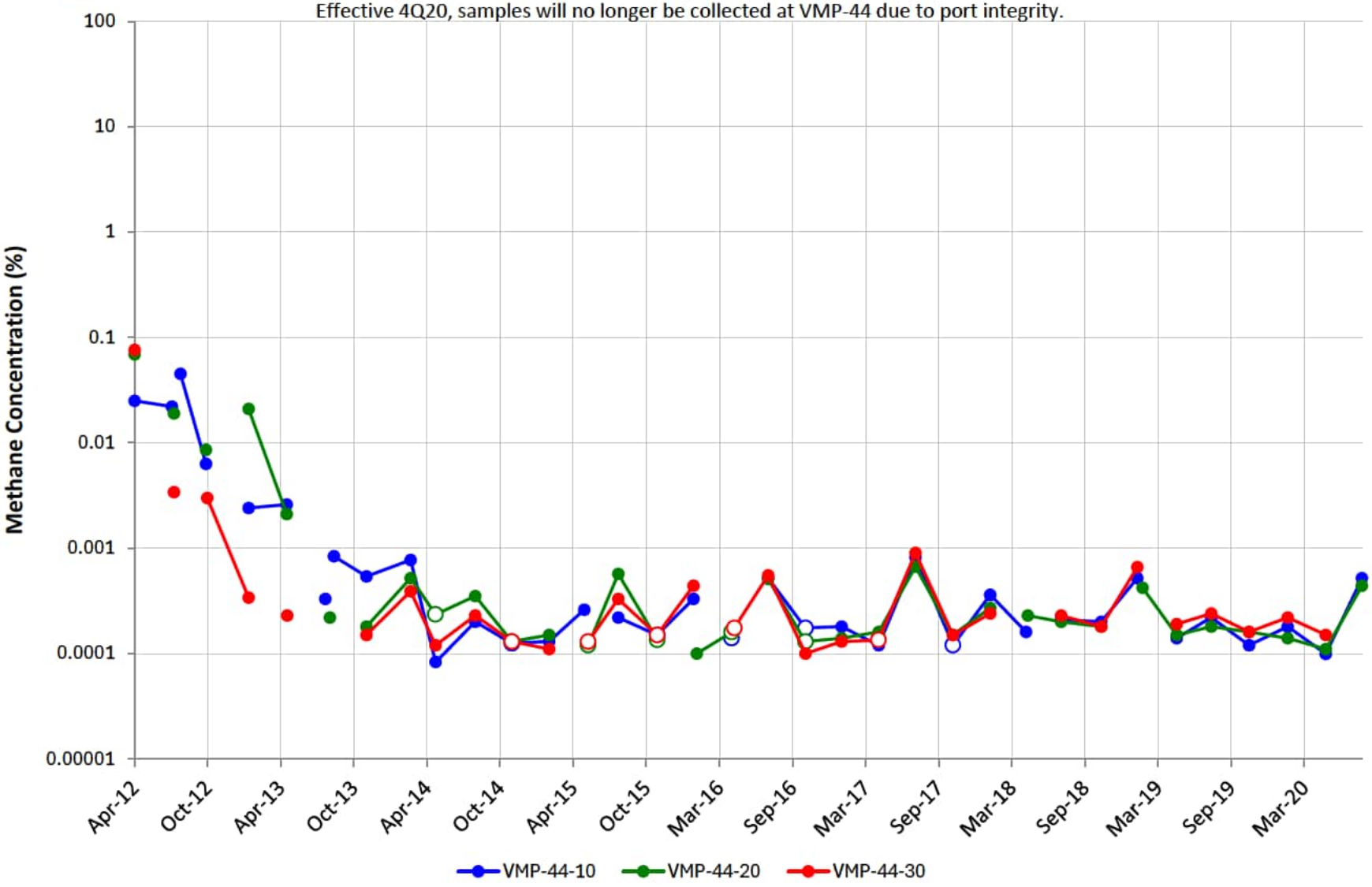

# VMP-45

Note: Open circles are non-detect results shown at ½ the reporting limit (PQL). Maximum result from parent/duplicate pair shown.
Gap in plot line indicates sample not able to be collected due to site conditions, or that ports were not sampled on the same day of the quarterly event.

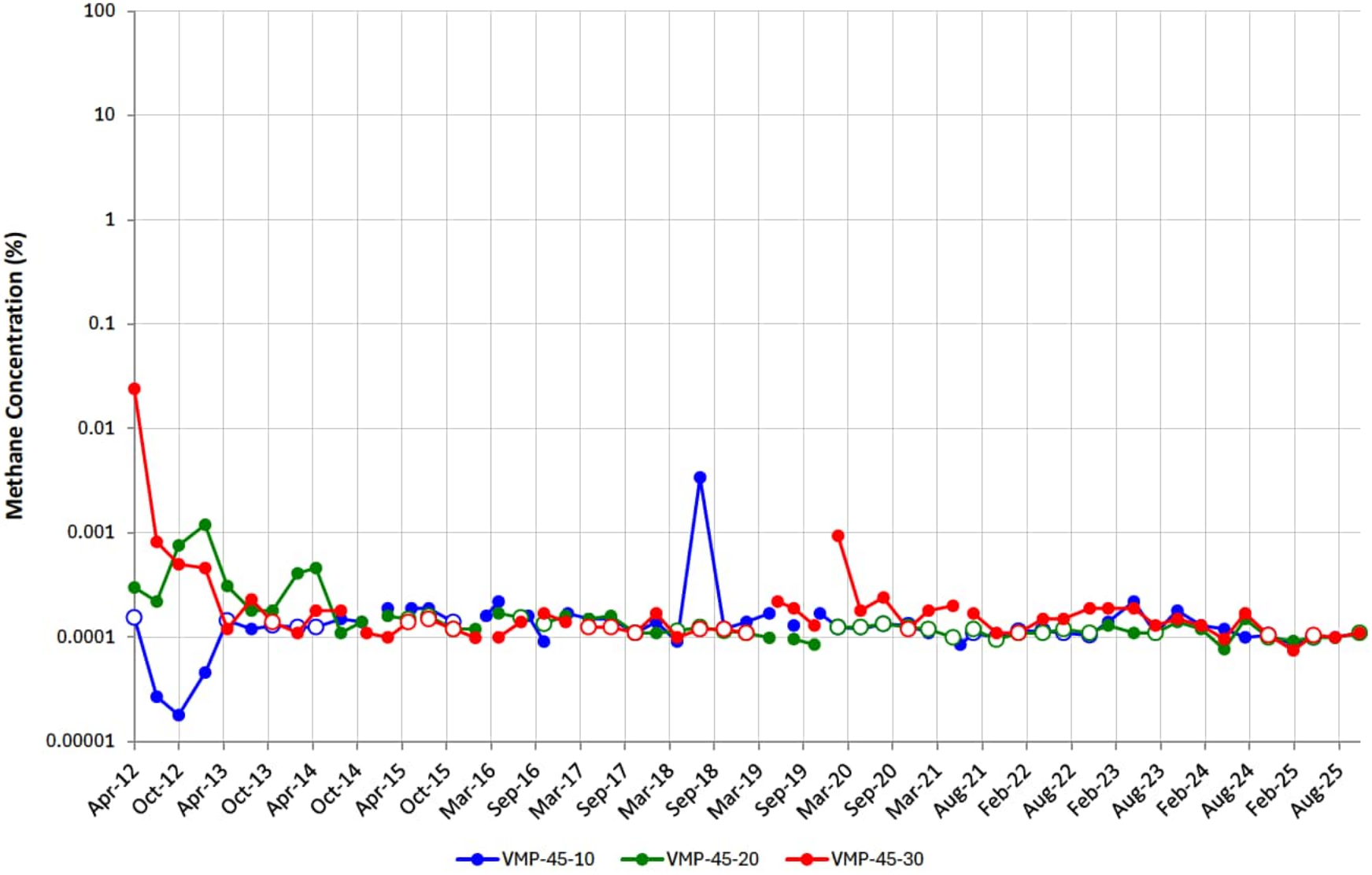

# VMP-47

Note: Open circles are non-detect results shown at ½ the reporting limit (PQL). Maximum result from parent/duplicate pair shown.
Gap in plot line indicates sample not able to be collected due to site conditions, or that ports were not sampled on the same day of the quarterly event.

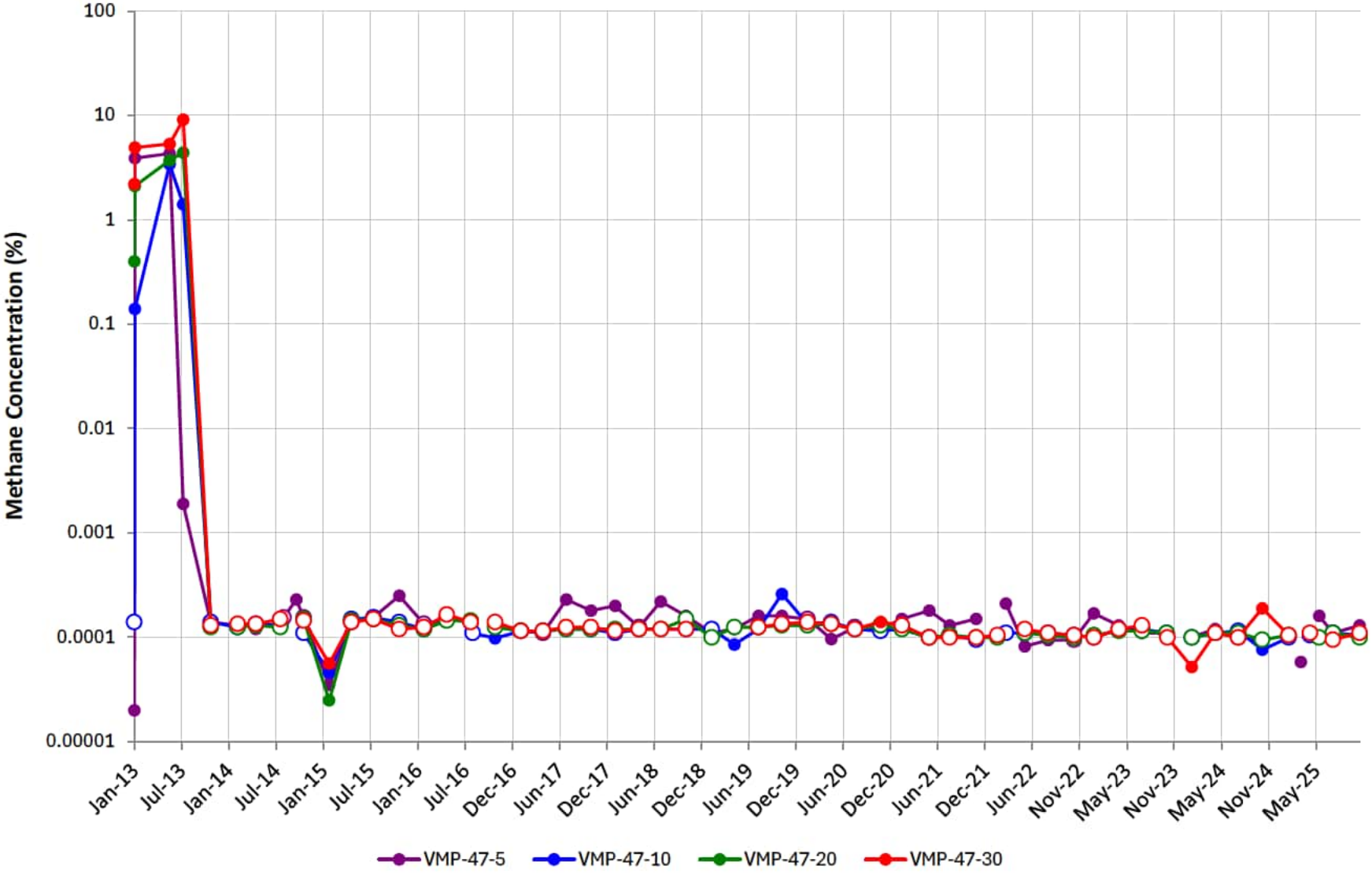

# VMP-48

Note: Open circles are non-detect results shown at ½ the reporting limit (PQL). Maximum result from parent/duplicate pair shown.
Gap in plot line indicates sample not able to be collected due to site conditions, or that ports were not sampled on the same day of the quarterly event.

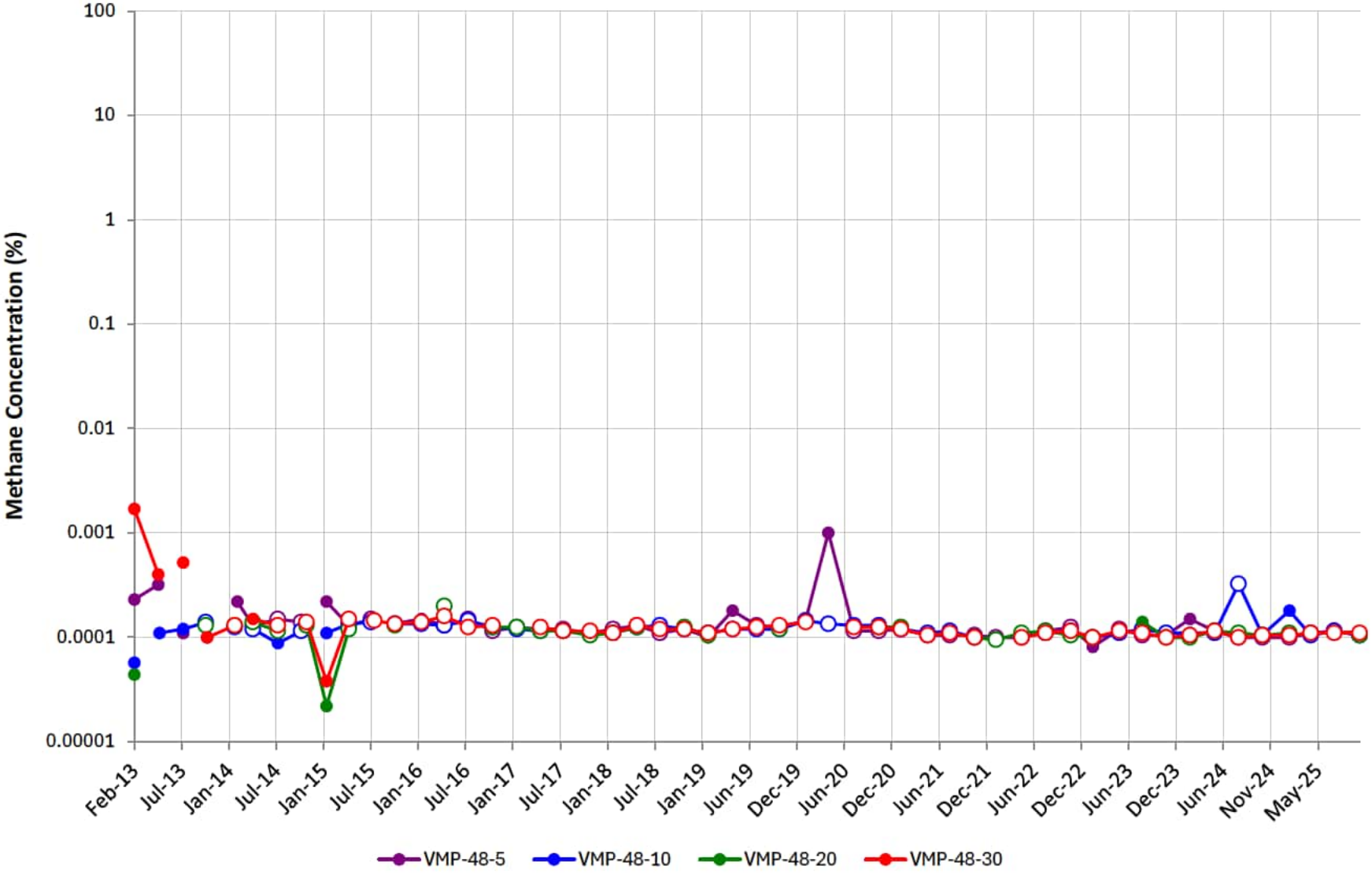

# VMP-49

Note: Open circles are non-detect results shown at ½ the reporting limit (PQL). Maximum result from parent/duplicate pair shown.
Gap in plot line indicates sample not able to be collected due to site conditions, or that ports were not sampled on the same day of the quarterly event.

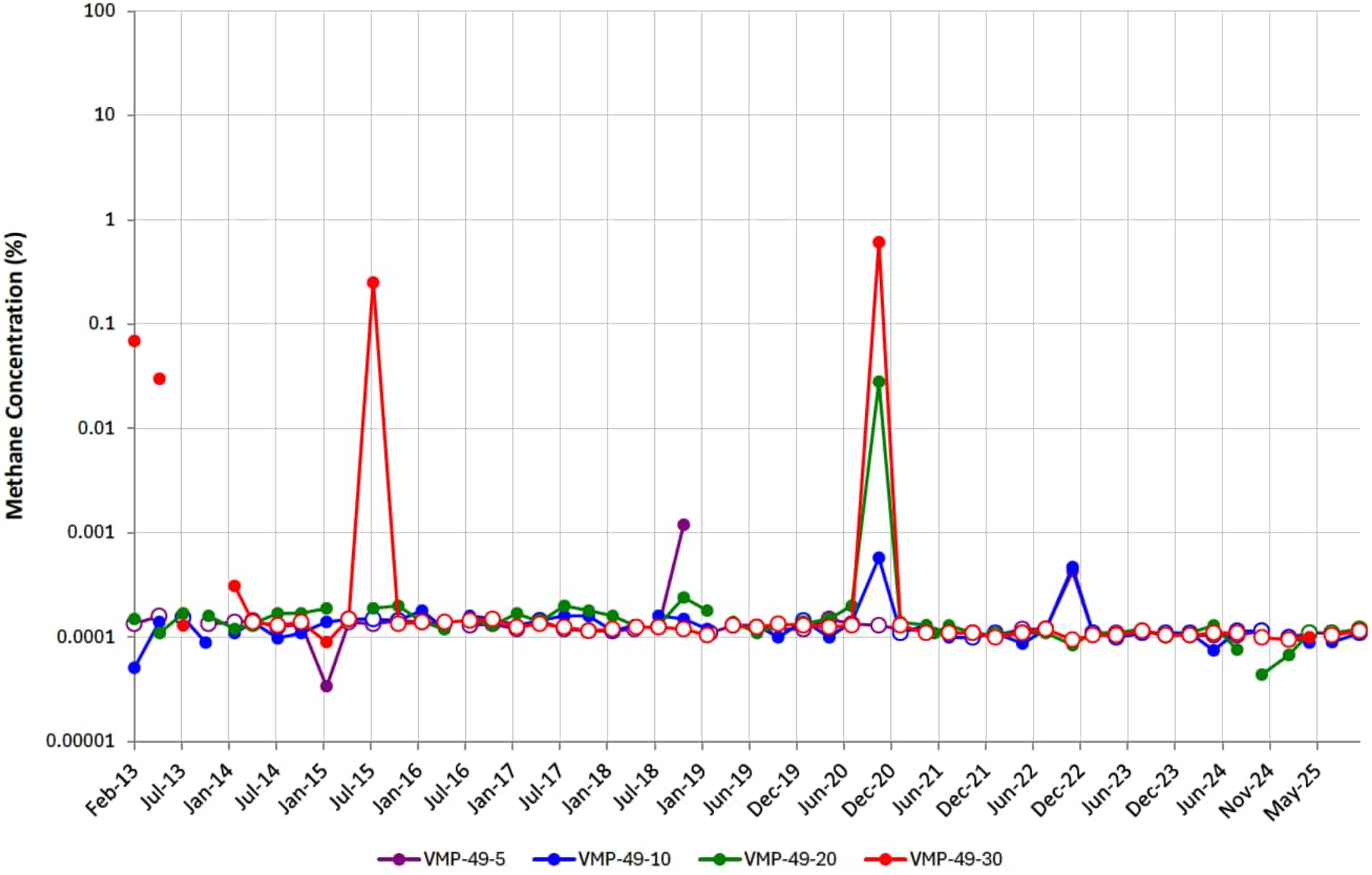

# VMP-50

Note: Open circles are non-detect results shown at ½ the reporting limit (PQL). Maximum result from parent/duplicate pair shown.
Gap in plot line indicates sample not able to be collected due to site conditions, or that ports were not sampled on the same day of the quarterly event.
Natural gas utility line leak near VMP-50 was discovered by Ameren Illinois on May 1, 2018 and repaired on May 31, 2018.

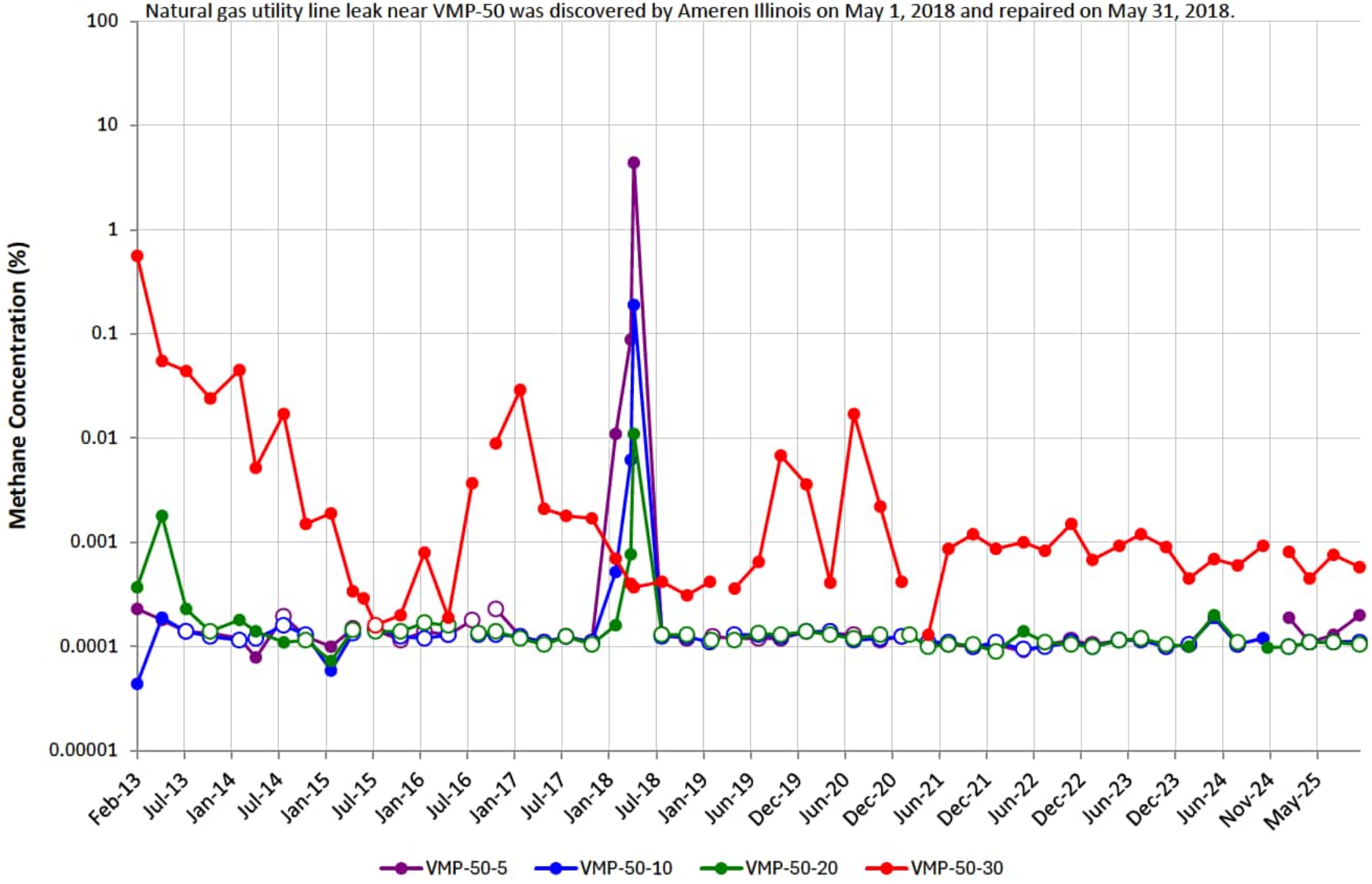

# VMP-51

Note: Open circles are non-detect results shown at ½ the reporting limit (PQL). Maximum result from parent/duplicate pair shown.
Gap in plot line indicates sample not able to be collected due to site conditions, or that ports were not sampled on the same day of the quarterly event.

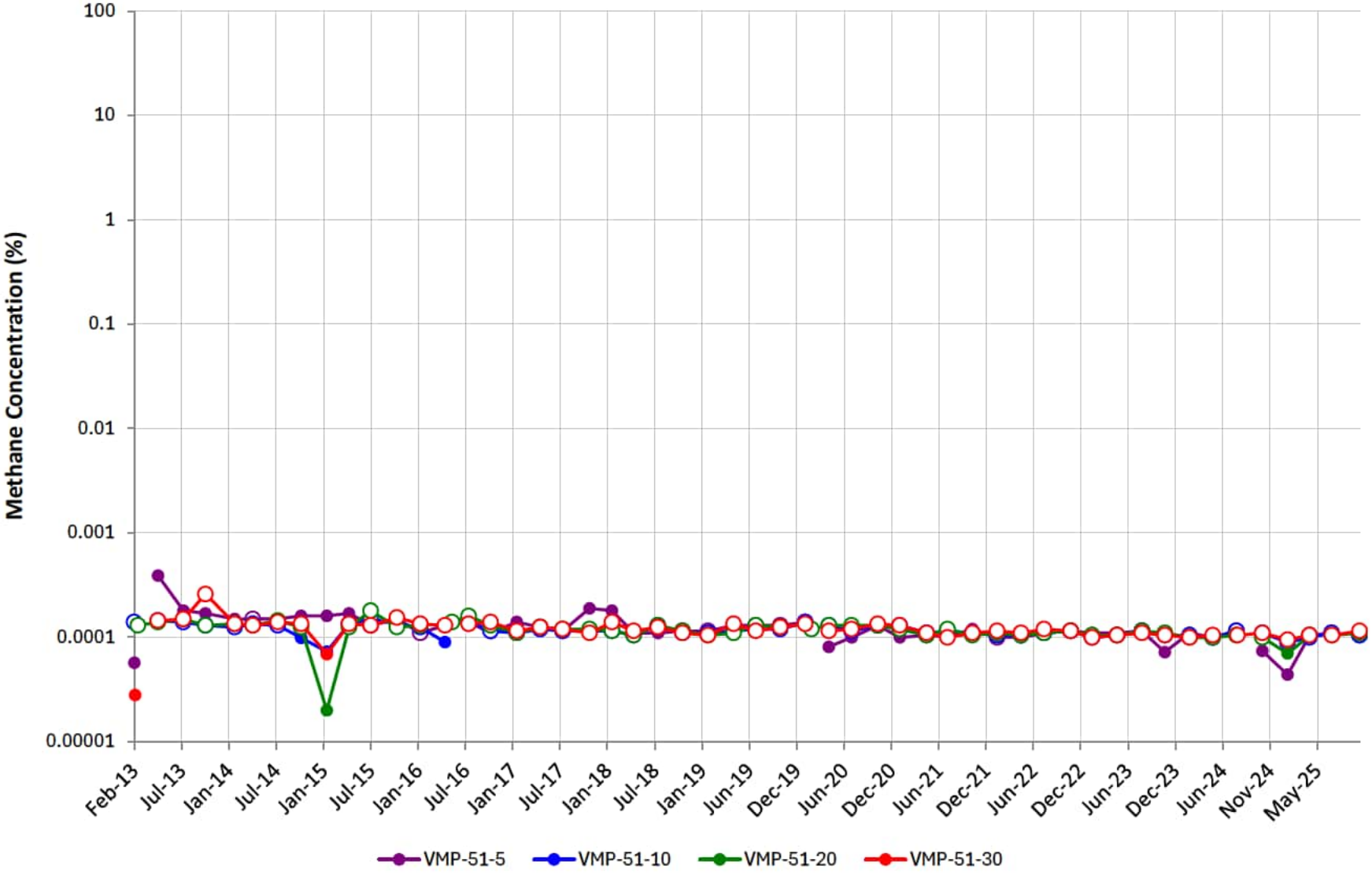

# VMP-52

Note: Open circles are non-detect results shown at ½ the reporting limit (PQL). Maximum result from parent/duplicate pair shown.
Gap in plot line indicates sample not able to be collected due to site conditions, or that ports were not sampled on the same day of the quarterly event.

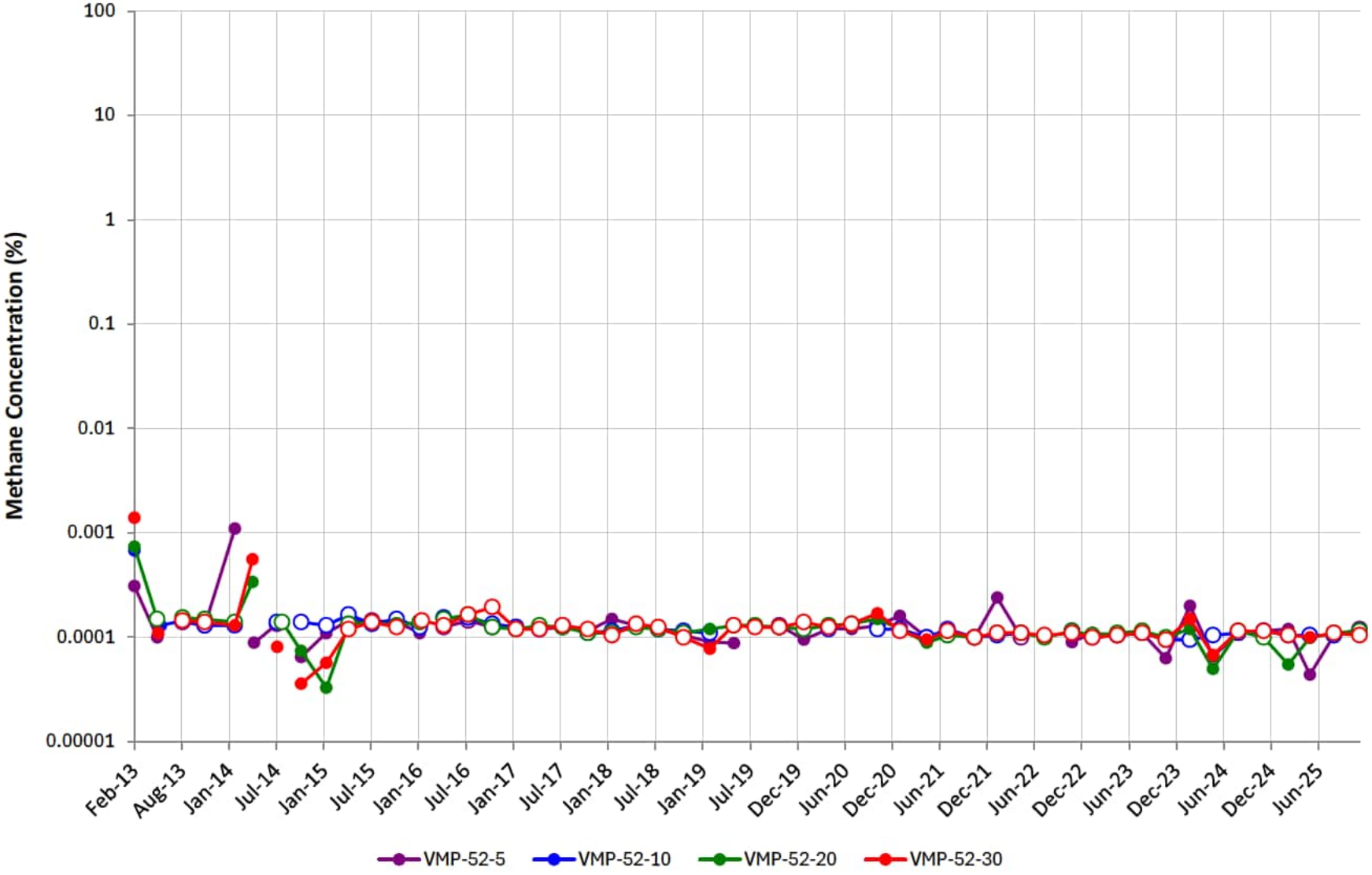

# VMP-53

Note: Open circles are non-detect results shown at ½ the reporting limit (PQL). Maximum result from parent/duplicate pair shown.
Gap in plot line indicates sample not able to be collected due to site conditions, or that ports were not sampled on the same day of the quarterly event.

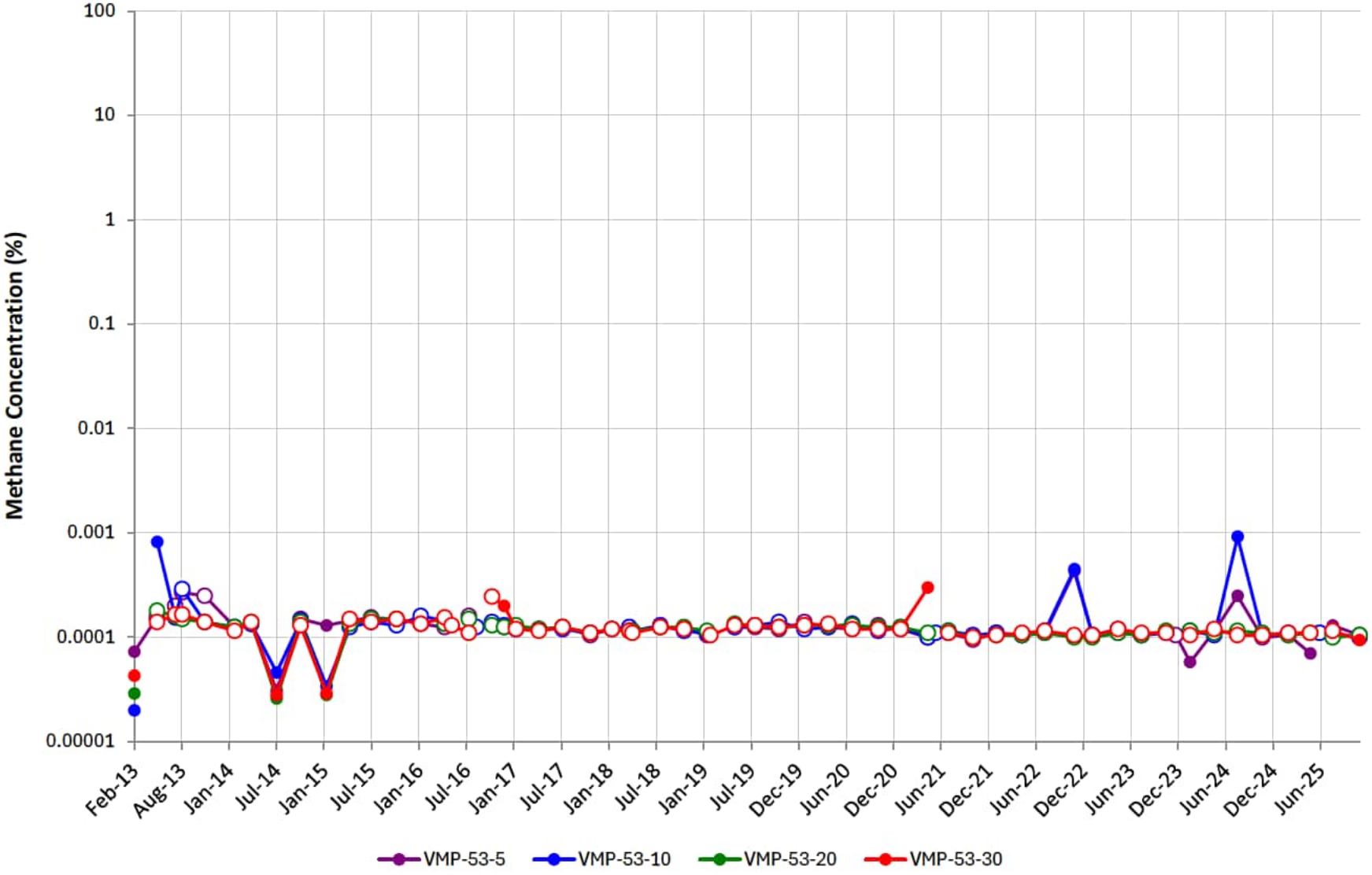

# VMP-54

Note: Open circles are non-detect results shown at ½ the reporting limit (PQL). Maximum result from parent/duplicate pair shown.
Gap in plot line indicates sample not able to be collected due to site conditions, or that ports were not sampled on the same day of the quarterly event.

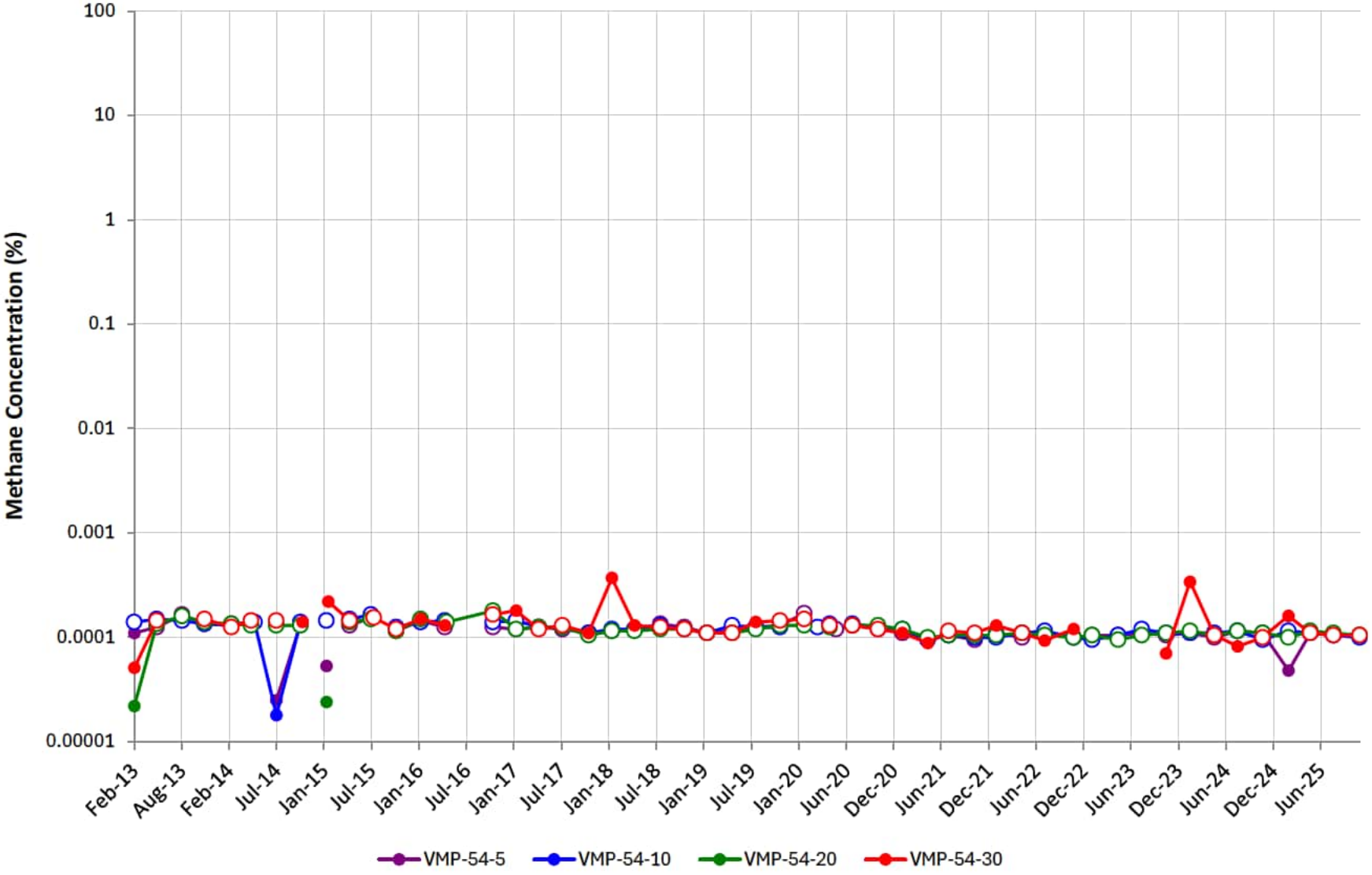

# VMP-55

Note: Open circles are non-detect results shown at ½ the reporting limit (PQL). Maximum result from parent/duplicate pair shown.
Gap in plot line indicates sample not able to be collected due to site conditions, or that ports were not sampled on the same day of the quarterly event.

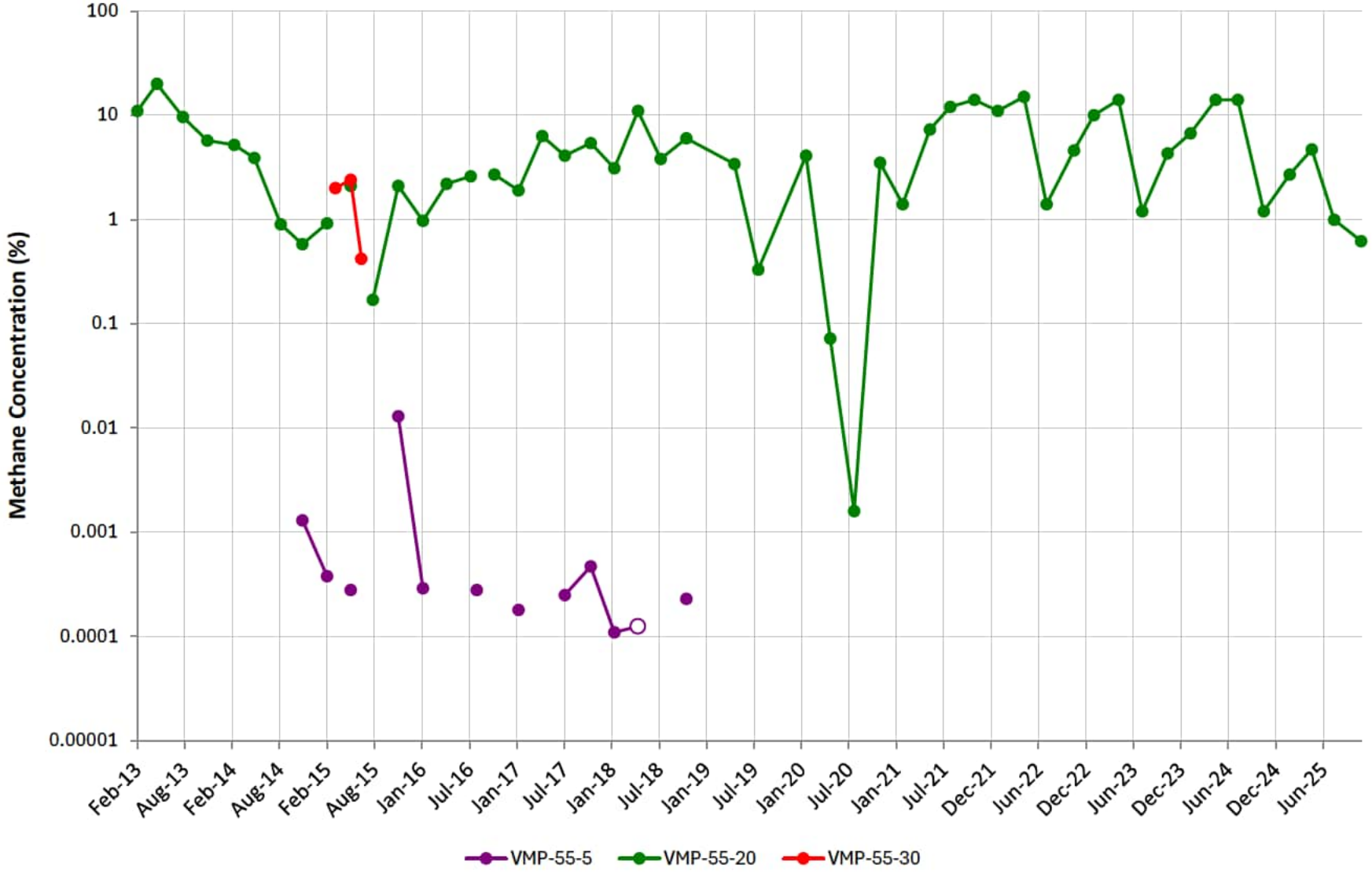

# VMP-56

Note: Open circles are non-detect results shown at ½ the reporting limit (PQL). Maximum result from parent/duplicate pair shown.
Gap in plot line indicates sample not able to be collected due to site conditions, or that ports were not sampled on the same day of the quarterly event.

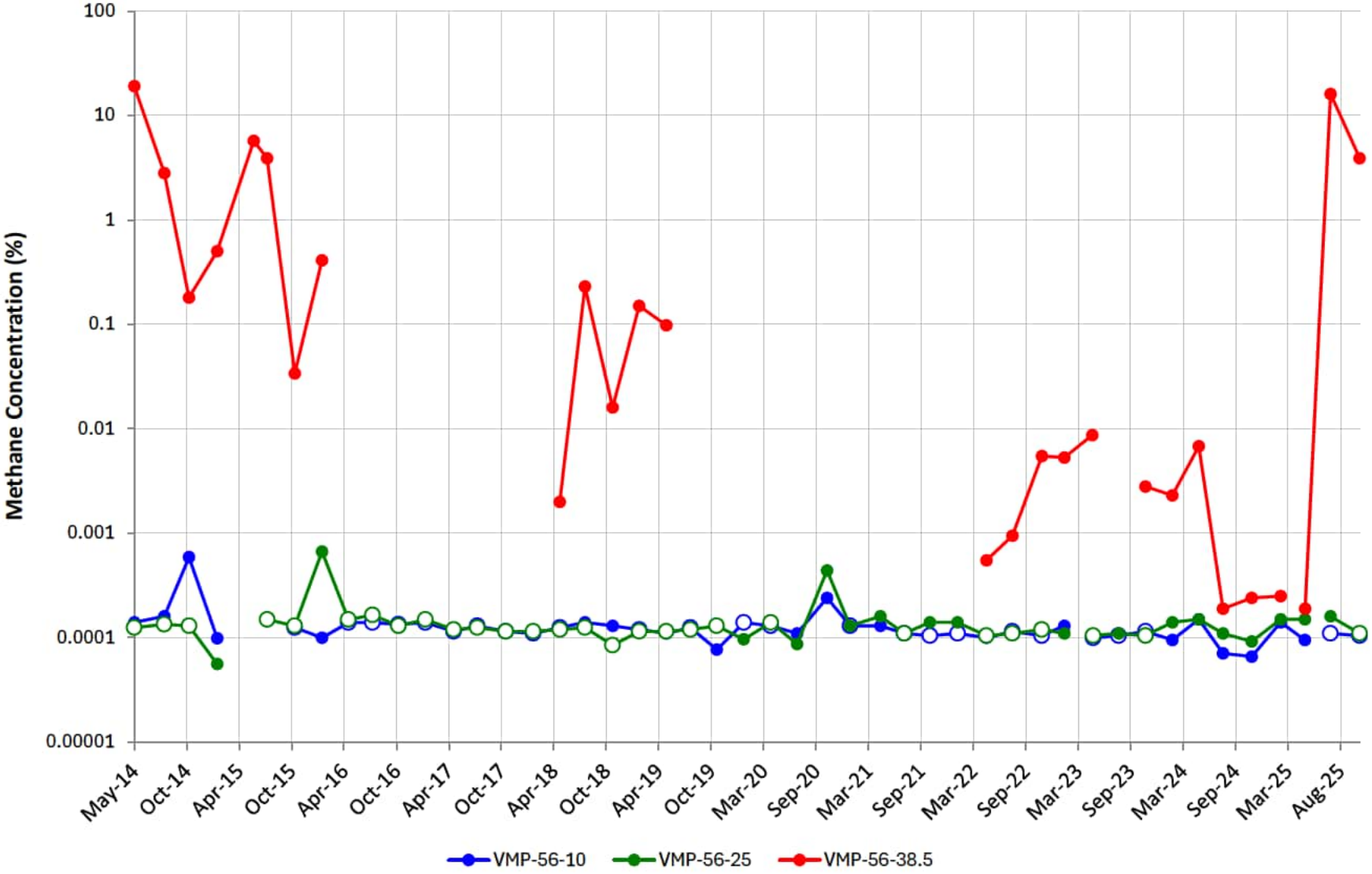

# VMP-62

Note: Open circles are non-detect results shown at ½ the reporting limit (PQL). Maximum result from parent/duplicate pair shown.
Gap in plot line indicates sample not able to be collected due to site conditions, or that ports were not sampled on the same day of the quarterly event.

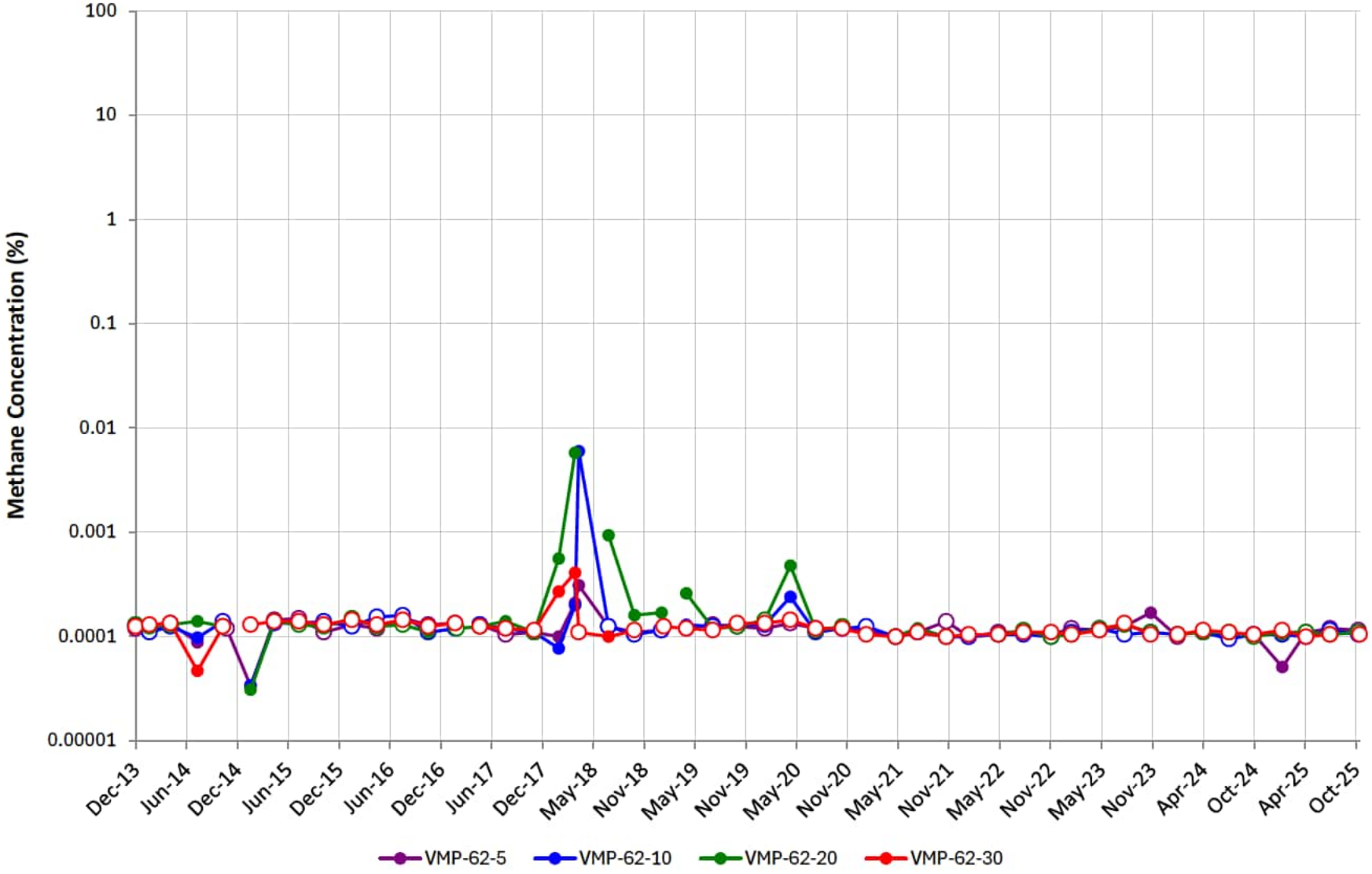

# VMP-63

Note: Open circles are non-detect results shown at ½ the reporting limit (PQL). Maximum result from parent/duplicate pair shown.
Gap in plot line indicates sample not able to be collected due to site conditions, or that ports were not sampled on the same day of the quarterly event.

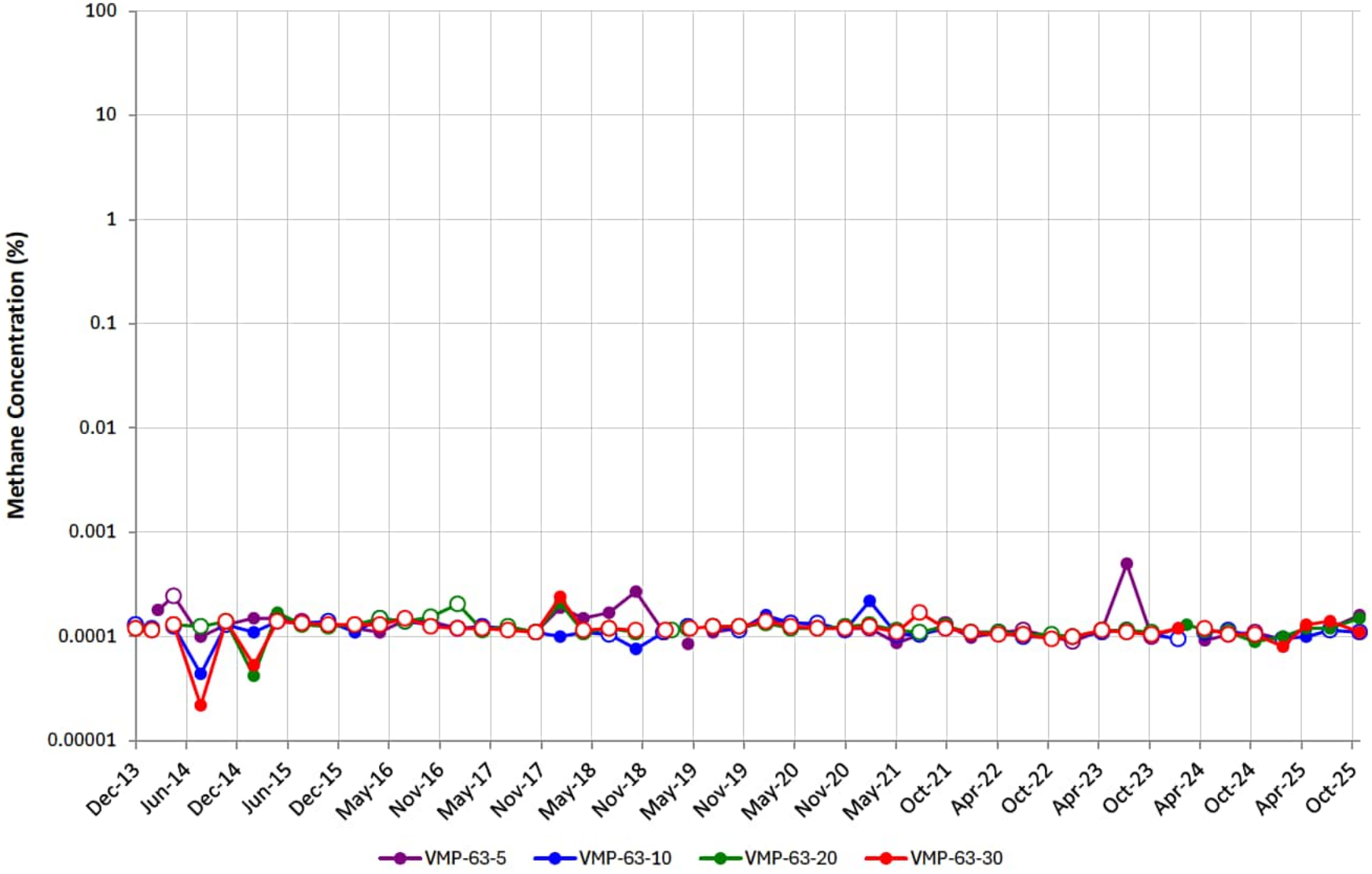

# VMP-64

Note: Open circles are non-detect results shown at ½ the reporting limit (PQL). Maximum result from parent/duplicate pair shown.
Gap in plot line indicates sample not able to be collected due to site conditions, or that ports were not sampled on the same day of the quarterly event.

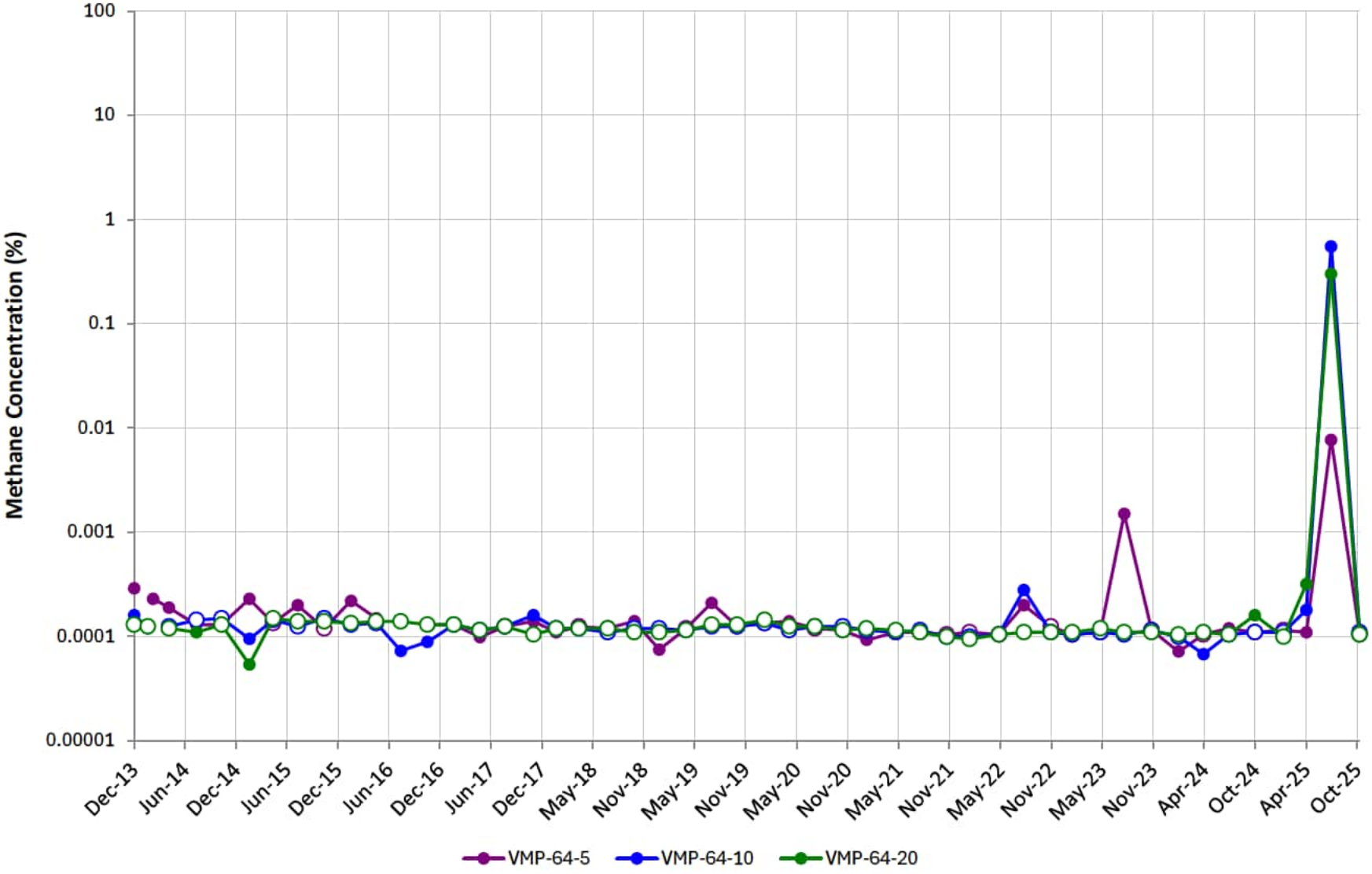

# Appendix C
# SVE System Operating Efficiency and Maintenance Chronology

# APPENDIX C
# SVE SYSTEM OPERATING EFFICIENCY

| October-25 | | Hours of Operation | November-25 | | Hours of Operation | December-25 | | Hours of Operation |
|---|---|---|---|---|---|---|---|---|
| Date | Hours | | Date | Hours | | Date | Hours | |
| 1 | 24 | 24 | 1 | 24 | 24 | 1 | 24 | 22.42 |
| 2 | 24 | 24 | 2 | 24 | 24 | 2 | 24 | 24 |
| 3 | 24 | 24 | 3 | 24 | 24 | 3 | 24 | 24 |
| 4 | 24 | 24 | 4 | 24 | 24 | 4 | 24 | 24 |
| 5 | 24 | 24 | 5 | 24 | 24 | 5 | 24 | 24 |
| 6 | 24 | 24 | 6 | 24 | 24 | 6 | 24 | 24 |
| 7 | 24 | 24 | 7 | 24 | 24 | 7 | 24 | 24 |
| 8 | 24 | 24 | 8 | 24 | 24 | 8 | 24 | 24 |
| 9 | 24 | 24 | 9 | 24 | 24 | 9 | 24 | 24 |
| 10 | 24 | 24 | 10 | 24 | 24 | 10 | 24 | 24 |
| 11 | 24 | 24 | 11 | 24 | 24 | 11 | 24 | 24 |
| 12 | 24 | 24 | 12 | 24 | 24 | 12 | 24 | 24 |
| 13 | 24 | 24 | 13 | 24 | 24 | 13 | 24 | 24 |
| 14 | 24 | 24 | 14 | 24 | 24 | 14 | 24 | 22.48 |
| 15 | 24 | 24 | 15 | 24 | 24 | 15 | 24 | 12.33 |
| 16 | 24 | 24 | 16 | 24 | 24 | 16 | 24 | 24 |
| 17 | 24 | 24 | 17 | 24 | 24 | 17 | 24 | 24 |
| 18 | 24 | 24 | 18 | 24 | 24 | 18 | 24 | 24 |
| 19 | 24 | 24 | 19 | 24 | 24 | 19 | 24 | 24 |
| 20 | 24 | 24 | 20 | 24 | 24 | 20 | 24 | 24 |
| 21 | 24 | 24 | 21 | 24 | 24 | 21 | 24 | 24 |
| 22 | 24 | 24 | 22 | 24 | 24 | 22 | 24 | 24 |
| 23 | 24 | 24 | 23 | 24 | 24 | 23 | 24 | 24 |
| 24 | 24 | 24 | 24 | 24 | 24 | 24 | 24 | 23.98 |
| 25 | 24 | 24 | 25 | 24 | 24 | 25 | 24 | 24 |
| 26 | 24 | 24 | 26 | 24 | 24 | 26 | 24 | 24 |
| 27 | 24 | 24 | 27 | 24 | 24 | 27 | 24 | 24 |
| 28 | 24 | 24 | 28 | 24 | 24 | 28 | 24 | 24 |
| 29 | 24 | 24 | 29 | 24 | 24 | 29 | 24 | 24 |
| 30 | 24 | 24 | 30 | 24 | 24 | 30 | 24 | 19.13 |
| 31 | 24 | 24 | | | | 31 | 24 | 24 |
| **Totals** | **744** | **744** | **Totals** | **720** | **720** | **Totals** | **744** | **724.34** |
| **% Up Time** | | **100.00%** | **% Up Time** | | **100.00%** | **% Up Time** | | **97.36%** |

**APPENDIX C**
**SVE SYSTEM MAINTENANCE CHRONOLOGY**

- **October 3, 2025–** Replaced upper ball valve on the PW VLS sight tube housing.

- **October 6, 2025–** Drained condensate from both system compressors and performed bubble test on natural gas line.

- **October 13, 2025–** Drained condensate from both system compressors and performed bubble test on natural gas line.

- **October 20, 2025–** Drained condensate from both system compressors and performed bubble test on natural gas line.

- **October 27, 2025–** Drained condensate from both system compressors and performed bubble test on natural gas line.

- **November 3, 2025–** Drained condensate from both system compressors and performed bubble test on natural gas line. Manual dilution valve adjusted from 25% to 35% open.

- **November 10, 2025–** Drained condensate from both system compressors and performed bubble test on natural gas line.

- **November 17, 2025–** Drained condensate from both system compressors and performed bubble test on natural gas line.

- **November 20, 2025–** Installed piping from the PW VLS to the PW temporary frac tank.

- **November 24, 2025–** Drained condensate from both system compressors and performed bubble test on natural gas line.

- **November 25, 2025–** Replaced PW VLS transfer pump.

- **December 1, 2025–** Drained condensate from both system compressors and performed bubble test on natural gas line. Teal Line header valve adjusted from 0% to 100% open. SVE-21 and SVE-22 adjusted from 0% to 100% open. SVE-21 was connected to former SEE extraction wells X-AA0, X-BG1 and X-BH2. SVE-22 was connected to X-AC5, X-AB4 and X-AA2.

- **December 2, 2025–** Blue Line header valve adjusted from 100% to 50% open. Manual dilution valve adjusted from 35% to 25% open.

- **December 3, 2025–** Installed PW frac tank depth counter and relocated the AST remote inspection camera.

- **December 4, 2025–** Blower speed increased from 30% to 40%.

- **December 5, 2025–** Blower speed increased from 40% to 60%. Blue Line header valve closed due to ice in header line. Green Line header valve adjusted from 0% to 100% open. Purple and Red Line header valves adjusted from 100% to 25% open. SVE-24, SVE-26, SVE-27, and SVE-36 adjusted from 0% to 100% open.

**APPENDIX C**
**SVE SYSTEM MAINTENANCE CHRONOLOGY**

- **December 8, 2025–** Drained condensate from both system compressors and performed bubble test on natural gas line. Blue Line header valve adjusted from 0% to 25% open. SEE system vapor extraction was shut down and stopped contributing to SVE system vapor stream. Blower speed increased from 60% to 66%.

- **December 15, 2025–** Drained condensate from both system compressors and performed bubble test on natural gas line. Replaced WFL VLS and PW VLS filter and pre-filter, and replaced the blower pre-filter. Blower speed decreased from 66% to 52%.

- **December 16, 2025–** Blower speed increased from 52% to 66%.

- **December 22, 2025–** Drained condensate from both system compressors and performed bubble test on natural gas line.

- **December 23, 2025– 800 hour maintenance -** Replaced combustion filter, greased all system fittings, replaced system data card, and cleaned WFL VLS float systems and housings.

- **December 29, 2025–** Drained condensate from both system compressors and performed bubble test on natural gas line.

# Appendix D
# SVE System Leg Flow Rates

SEE LAST PAGE OF TABLE FOR NOTES

# APPENDIX D
## SVE SYSTEM LEG FLOW RATES

| Date | Red Leg Flow[1] (SCFM) | Blue Leg Flow[1] (SCFM) | Green Leg Flow[1] (SCFM) | Teal Leg Flow[1] (SCFM) | Purple Leg Flow[1] (SCFM) | Brown Leg Flow[1] (SCFM) |
|---|---|---|---|---|---|---|
| 1/2/2025 | 142 | 85 | 0 | 183 | 67 | 0 |
| 1/9/2025 | 127 | 89 | 0 | 0 | 62 | 0 |
| 1/14/2025 | 122 | 88 | 0 | 25 | 66 | 0 |
| 1/22/2025 | 127 | 69 | 0 | 44 | 52 | 0 |
| 1/28/2025 | 123 | 83 | 0 | 154 | 68 | 0 |
| 2/4/2025 | 112 | 72 | 0 | 300 | 57 | 0 |
| 2/11/2025 | 119 | 76 | 0 | 304 | 64 | 0 |
| 2/17/2025 | 118 | 78 | 0 | 195 | 107 | 0 |
| 2/26/2025 | 120 | 73 | 0 | 295 | 58 | 0 |
| 3/3/2025 | 75 | 73 | 0 | 301 | 56 | 0 |
| 3/11/2025 | 88 | 84 | 0 | 352 | 60 | 0 |
| 3/19/2025 | 79 | 84 | 0 | 355 | 65 | 0 |
| 3/25/2025 | 94 | 90 | 0 | 0 | 81 | 0 |
| 4/4/2025 | 75 | 72 | 0 | 0 | 54 | 0 |
| 4/8/2025 | 76 | 80 | 0 | 0 | 54 | 0 |
| 4/15/2025 | 78 | 78 | 0 | 0 | 56 | 0 |
| 4/21/2025 | 107 | 68 | 0 | 0 | 58 | 0 |
| 4/30/2025 | 103 | 62 | 0 | 0 | 49 | 0 |
| 5/6/2025 | 99 | 65 | 0 | 0 | 48 | 0 |
| 5/13/2025 | 104 | 63 | 0 | 0 | 46 | 0 |
| 5/21/2025 | 108 | 63 | 0 | 0 | 46 | 0 |
| 5/27/2025 | 94 | 62 | 0 | 0 | 45 | 0 |
| 6/4/2025 | 143 | 70 | 0 | 0 | 53 | 0 |
| 6/10/2025 | 143 | 72 | 0 | 0 | 50 | 0 |
| 6/16/2025 | 141 | 68 | 0 | 0 | 49 | 0 |
| 6/24/2025 | 142 | 67 | 0 | 0 | 49 | 0 |
| 7/1/2025 | 138 | 66 | 0 | 0 | 60 | 0 |
| 7/15/2025 | 142 | 74 | 0 | 0 | 57 | 0 |
| 7/22/2025 | 135 | 73 | 0 | 0 | 49 | 0 |
| 7/29/2025 | 134 | 74 | 0 | 0 | 49 | 0 |
| 8/5/2025 | 127 | 66 | 0 | 0 | 53 | 0 |
| 8/12/2025 | 123 | 61 | 0 | 0 | 70 | 0 |
| 8/19/2025 | 126 | 62 | 0 | 0 | 43 | 0 |
| 8/26/2025 | 132 | 63 | 0 | 0 | 34 | 0 |
| 9/5/2025 | 133 | 67 | 0 | 0 | 43 | 0 |
| 9/9/2025 | 142 | 70 | 0 | 0 | 42 | 0 |
| 9/16/2025 | 138 | 67 | 0 | 0 | 43 | 0 |
| 9/23/2025 | 134 | 69 | 0 | 0 | 47 | 0 |
| 9/30/2025 | 133 | 71 | 0 | 0 | 49 | 0 |

SEE LAST PAGE OF TABLE FOR NOTES

## APPENDIX D
## SVE SYSTEM LEG FLOW RATES

| Date | Red Leg Flow[1] (SCFM) | Blue Leg Flow[1] (SCFM) | Green Leg Flow[1] (SCFM) | Teal Leg Flow[1] (SCFM) | Purple Leg Flow[1] (SCFM) | Brown Leg Flow[1] (SCFM) |
|---|---|---|---|---|---|---|
| 10/7/2025 | 137 | 75 | 0 | 0 | 53 | 0 |
| 10/14/2025 | 139 | 79 | 0 | 0 | 46 | 0 |
| 10/21/2025 | 123 | 82 | 0 | 0 | 46 | 0 |
| 10/28/2025 | 110 | 84 | 0 | 0 | 47 | 0 |
| 11/4/2025 | 100 | 74 | 0 | 0 | 52 | 0 |
| 11/11/2025 | 93 | 74 | 0 | 0 | 60 | 0 |
| 11/18/2025 | 96 | 76 | 0 | 0 | 59 | 0 |
| 11/24/2025 | 92 | 75 | 0 | 0 | 58 | 0 |
| 12/5/2025 | 0 | 0 | 0 | 421 | 56 | 0 |
| 12/9/2025 | 26 | 27 | 286 | 355 | 22 | 0 |
| 12/17/2025 | 28 | 28 | 276 | 347 | 24 | 0 |
| 12/23/2025 | 27 | 27 | 272 | 353 | 23 | 0 |
| 12/30/2025 | 28 | 27 | 273 | 347 | 24 | 0 |

[1]USEPA Method 2 "Determination of Stack Gas Velocity and Volumetric Flow Rate (Type S Pitot Tube)" specifies that a default pitot tube coefficient of 0.99 shall be used to calculate flow if the coefficient is unknown and the tube is designed according to the criteria of Sections 6.7.1 to 6.7.5 of this method. During the 2nd Quarter 2013, a review of the calculation was performed and it was noted that a 0.67 coefficient should be used for the specific pitot tubes used to collect data at the site. AECOM has corrected the previously calculated mass removal to reflect the 0.67 pitot tube coefficient.

[2]Brown Leg was shut off on December 20, 2017. Green Leg was shut off on July 1, 2020 and reopened on December 5, 2025.

[3]Teal Leg flow was zero on January 9, 2025 due to ice in line.
Red and Blue Leg flows were zero on December 5, 2025 due to ice in lines.

[4]Teal Leg was shut off on March 25, 2025 in advance of SEE restart activities and was reopened on December 1, 2025 in conjuction with SEE system shutdown.

# Appendix E
# Total Header Hydrocarbon Concentrations

SEE LAST PAGE OF TABLE FOR NOTES

## APPENDIX E
## TOTAL HEADER HYDROCARBON CONCENTRATIONS

| Date | West Fenceline Concentration (ppmv) | Public Works Concentration (ppmv) |
|---|---|---|
| 1/2/2025 | 18,403 | 9,944 |
| 1/9/2025 | 23,141 | 18,266 |
| 1/14/2025 | 21,891 | 21,013 |
| 1/22/2025 | 20,589 | 14,191 |
| 1/28/2025 | 25,887 | 18,584 |
| 2/4/2025 | 16,738 | 11,706 |
| 2/11/2025 | 21,673 | 13,178 |
| 2/17/2025 | 22,637 | 13,613 |
| 2/26/2025 | 24,264 | 14,981 |
| 3/3/2025 | 30,763 | 13,005 |
| 3/11/2025 | 32,556 | 13,967 |
| 3/19/2025 | 37,626 | 11,593 |
| 3/25/2025 | 40,423 | Header Closed |
| 4/4/2025 | 25,505 | Header Closed |
| 4/8/2025 | 26,155 | Header Closed |
| 4/15/2025 | 26,547 | Header Closed |
| 4/21/2025 | 31,049 | Header Closed |
| 4/30/2025 | 26,416 | Header Closed |
| 5/6/2025 | 24,366 | Header Closed |
| 5/13/2025 | 30,477 | Header Closed |
| 5/21/2025 | 33,171 | Header Closed |
| 5/27/2025 | 24,676 | Header Closed |
| 6/4/2025 | 23,072 | Header Closed |
| 6/10/2025 | 19,076 | Header Closed |
| 6/16/2025 | 20,148 | Header Closed |
| 6/24/2025 | 20,223 | Header Closed |
| 7/1/2025 | 26,523 | Header Closed |
| 7/15/2025 | 27,075 | Header Closed |
| 7/22/2025 | 24,750 | Header Closed |
| 7/29/2025 | 22,723 | Header Closed |
| 8/5/2025 | 25,459 | Header Closed |
| 8/12/2025 | 37,624 | Header Closed |
| 8/19/2025 | 28,775 | Header Closed |
| 8/26/2025 | 17,577 | Header Closed |
| 9/5/2025 | 22,829 | Header Closed |
| 9/9/2025 | 21,439 | Header Closed |
| 9/16/2025 | 17,733 | Header Closed |
| 9/23/2025 | 19,704 | Header Closed |
| 9/30/2025 | 20,256 | Header Closed |

SEE LAST PAGE OF TABLE FOR NOTES

## APPENDIX E
## TOTAL HEADER HYDROCARBON CONCENTRATIONS

| Date | West Fenceline Concentration (ppmv) | Public Works Concentration (ppmv) |
|---|---|---|
| 10/7/2025 | 21,639 | Header Closed |
| 10/14/2025 | 17,878 | Header Closed |
| 10/21/2025 | 18,514 | Header Closed |
| 10/28/2025 | 21,954 | Header Closed |
| 11/4/2025 | 24,745 | Header Closed |
| 11/11/2025 | 36,233 | Header Closed |
| 11/18/2025 | 35,791 | Header Closed |
| 11/24/2025 | 30,087 | Header Closed |
| 12/5/2025 | 71,780 | 1,568 |
| 12/9/2025 | 41,547 | 1,078 |
| 12/17/2025 | 26,843 | 568 |
| 12/23/2025 | 33,865 | 837 |
| 12/30/2025 | 27,849 | 1,331 |

[1]Public Works Header was shut off from March 25, 2025 to December 1, 2025 due to SEE system vapor extraction.

# Appendix F
# SVE System Flow Rates

SEE LAST PAGE OF TABLE FOR NOTES

**APPENDIX F**

**SVE SYSTEM FLOW RATES**

| Date | West Fenceline Header[1] (SCFM) | Public Works Header[1] (SCFM) |
|---|---|---|
| 1/2/2025 | 295 | 183 |
| 1/9/2025 | 278 | 0 |
| 1/14/2025 | 276 | 25 |
| 1/22/2025 | 248 | 44 |
| 1/28/2025 | 274 | 154 |
| 2/4/2025 | 242 | 300 |
| 2/11/2025 | 259 | 304 |
| 2/17/2025 | 303 | 195 |
| 2/26/2025 | 251 | 295 |
| 3/3/2025 | 203 | 301 |
| 3/11/2025 | 232 | 352 |
| 3/19/2025 | 227 | 355 |
| 3/25/2025 | 264 | 0 |
| 4/4/2025 | 202 | 353 |
| 4/8/2025 | 210 | 359 |
| 4/15/2025 | 212 | 282 |
| 4/21/2025 | 232 | 257 |
| 4/30/2025 | 214 | 328 |
| 5/6/2025 | 212 | 309 |
| 5/13/2025 | 214 | 306 |
| 5/21/2025 | 217 | 258 |
| 5/27/2025 | 201 | 253 |
| 6/4/2025 | 265 | 388 |
| 6/10/2025 | 265 | 0 |
| 6/16/2025 | 257 | 0 |
| 6/24/2025 | 258 | 0 |
| 7/1/2025 | 263 | 0 |
| 7/15/2025 | 272 | 0 |
| 7/22/2025 | 257 | 0 |
| 7/29/2025 | 257 | 0 |
| 8/5/2025 | 246 | 0 |
| 8/12/2025 | 254 | 0 |
| 8/19/2025 | 231 | 0 |
| 8/26/2025 | 229 | 0 |
| 9/5/2025 | 243 | 0 |
| 9/9/2025 | 254 | 0 |
| 9/16/2025 | 247 | 0 |
| 9/23/2025 | 249 | 0 |
| 9/30/2025 | 253 | 0 |

SEE LAST PAGE OF TABLE FOR NOTES

**APPENDIX F**

**SVE SYSTEM FLOW RATES**

| Date | West Fenceline Header[1] (SCFM) | Public Works Header[1] (SCFM) |
|---|---|---|
| 10/7/2025 | 264 | 0 |
| 10/14/2025 | 264 | 0 |
| 10/21/2025 | 251 | 0 |
| 10/28/2025 | 240 | 0 |
| 11/4/2025 | 226 | 0 |
| 11/11/2025 | 227 | 0 |
| 11/18/2025 | 231 | 0 |
| 11/24/2025 | 225 | 0 |
| 12/5/2025 | 56 | 421 |
| 12/9/2025 | 360 | 355 |
| 12/17/2025 | 356 | 347 |
| 12/23/2025 | 349 | 353 |
| 12/30/2025 | 351 | 347 |

[1]USEPA Method 2 "Determination of Stack Gas Velocity and Volumetric Flow Rate (Type S Pitot Tube)" specifies that a default pitot tube coefficient of 0.99 shall be used to calculate flow if the coefficient is unknown and the tube is designed according to the criteria of Sections 6.7.1 to 6.7.5 of this method. During the 2nd Quarter 2013, a review of the calculation was performed and it was noted that a 0.67 coefficient should be used for the specific pitot tubes used to collect data at the site. AECOM has corrected the previously calculated mass removal to reflect the 0.67 pitot tube coefficient.

[2]Public Works header was closed on March 25, 2025 in advance of SEE restart activities.
Public Works header was re-opened on December 1, 2025 in conjuction with SEE system was shut down.

[3]Public Works header flow was zero on January 9, 2025 due to ice in line.

[4]The Public Works Supplemental Dilution Valve was opened on April 3, 2025 to assist with the processing of vapor from the SEE system, and was closed on June 5, 2025. Supplemental dilution introduces ambient air into the header downstream of the contribution of vapors from the SVE wells, and therefore increases total header flow. The Public Works Header flow values from April 3 - June 5, 2025 represent the flow of ambient air through the Public Works Supplemental Dilution Valve. For the entirety of 2Q25 and 3Q25, the Public Works Header was closed and not pulling vapor flow from the SVE wells.

AECOM
100 N. Broadway, 20th Floor
St. Louis, MO 63102
aecom.com